Groundwater Monitoring Report
August–September 2009
Martin State Airport
701 Wilson Point Road
Middle River, Maryland

Prepared for:

Lockheed Martin Corporation

Prepared by:

Tetra Tech, Inc.

March 2010



Michael Martin, P.G.
East Coast Regional Manager



Anthony Apanavage, P.G.
Project Manager

TABLE OF CONTENTS

Section **Page**

1 INTRODUCTION 1-1

2 SITE OVERVIEW 2-1

2.1 SITE LOCATION AND DESCRIPTION 2-1
2.2 DESCRIPTION OF HISTORICAL AREAS OF CONCERN 2-1
2.3 SITE INVESTIGATION HISTORY 2-2
2.4 REGIONAL GEOLOGIC AND HYDROGEOLOGIC CONDITIONS 2-6
2.5 MARTIN STATE AIRPORT SUBSURFACE CONDITIONS 2-7

3 INVESTIGATION APPROACH 3-1

3.1 SYNOPTIC GROUNDWATER-LEVEL MEASUREMENTS 3-1
3.2 STAFF-GAGE INSTALLATION 3-1
3.3 LONG-TERM WATER-LEVEL MONITORING 3-2
3.4 GROUNDWATER SAMPLING 3-2
3.5 LABORATORY ANALYSES 3-3
3.6 DOCUMENTATION 3-4
3.7 EQUIPMENT DECONTAMINATION 3-4
3.8 WASTE MANAGEMENT 3-5
3.9 GENERAL SAMPLING PROCEDURES, NOMENCLATURE, AND HANDLING 3-5
3.10 DATA VALIDATION 3-6

4 INVESTIGATION RESULTS 4-1

4.1 GROUNDWATER DATA 4-1
4.1.1 Groundwater-Level Data 4-1
4.1.2 Groundwater Chemical Data 4-2

5 SUMMARY 5-1

6 REFERENCES 6-1

TABLE OF CONTENTS (Continued)

APPENDICES

APPENDIX A— GROUNDWATER-LEVEL RECORD SHEET

APPENDIX B— MONITORING-WELL PURGING AND SAMPLING RECORDS

APPENDIX C— CHAIN-OF-CUSTODY FORMS

APPENDIX D— DATA-VALIDATION REPORTS (ON CD)

APPENDIX E— ANALYTICAL-DATA TABLES

LIST OF FIGURES

		Page
Figure 1-1	Site Location Map	1-2
Figure 2-1	Fence Diagram	2-10
Figure 3-1	Groundwater Monitoring-Well and Staff-Gage Locations	3-9
Figure 4-1	Groundwater Elevation Contour Map - Upper Surficial Aquifer Wells, September 2009	4-14
Figure 4-2	Groundwater Elevation Contour Map - Intermediate Surficial Aquifer Wells, September 2009	4-15
Figure 4-3	Groundwater Elevation Contour Map - Lower Surficial Aquifer Wells, September 2009	4-16
Figure 4-4	Groundwater Elevation Contour Map - Deep Confined Aquifer Wells, September 2009	4-17
Figure 4-5	Concentrations of Major Chlorinated VOCs in Groundwater - Upper Surficial Aquifer, August-September 2009	4-18
Figure 4-6	Concentrations of Major Chlorinated VOCs in Groundwater - Intermediate Surficial Aquifer, August-September 2009	4-19
Figure 4-7	Concentrations of Major Chlorinated VOCs in Groundwater - Lower Surficial Aquifer, August-September 2009	4-20
Figure 4-8	Concentrations of Major VOCs in Groundwater - Deep Confined-Aquifer, August-September 2009	4-21
Figure 4-9	Contour Plots of TCE for the Surficial Aquifer	4-22
Figure 4-10	Contour Plots of cis-1,2-Dichloroethene for the Surficial Aquifer	4-23
Figure 4-11	Contour Plots of Vinyl Chloride for the Surficial Aquifer	4-24
Figure 4-12	Benzene Concentrations in Groundwater	4-25
Figure 4-13	Time-Series Plots of Major Chlorinated VOCs— Source-Area Wells DMW9S/I/D, Dump Road	4-26
Figure 4-14	Time-Series Plots of Major Chlorinated VOCs— Source-Area Wells DMW11S and DMW5S, Dump Road	4-27

TABLE OF CONTENTS (Continued)

LIST OF FIGURES

Figure 4-15 Time-Series Plots of Major Chlorinated VOCs— Downgradient Wells DMW3S/I, Dump Road....4-28
Figure 4-16 Time-Series Plots of Major Chlorinated VOCs— Downgradient Well DMW4I/D, Dump Road....4-29
Figure 4-17 1,4-Dioxane Concentrations in Groundwater....4-30
Figure 4-18 Contour Plots of 1,4-Dioxane for the Surficial Aquifer, Dump Road....4-31
Figure 4-19 Exceedances of Cadmium, Nickel, and Vanadium in Groundwater....4-32
Figure 4-20 Petroleum Hydrocarbon Exceedances in Groundwater....4-33
Figure 4-21 Perchlorate Exceedances in Groundwater....4-34

LIST OF TABLES

Page

Table 3-1 List of Groundwater Monitoring-Wells Sampled, August–September 2009....3-7
Table 4-1 Groundwater Levels and Elevations— September 2009....4-10
Table 4-2 Statistical Summary of Groundwater Sampling Results, August–September 2009....4-13
Table 4-3 Summary of Metals Exceeding Maryland Groundwater Standards, August–September 2009....4-16
Table 4-4 Volatile Organic Compounds, Degradation Products, and Natural-Attenuation Parameters for Selected Groundwater Samples, August–September 2009....4-17

ACRONYMS

BTEX	benzene, toluene, ethylbenzene, and xylenes
c-DCE	cis-1,2-dichloroethene
COC	chain of custody
cVOCs	chlorinated volatile organic compounds
DCE	dichloroethene
DO	dissolved oxygen
DRO	diesel-range organics
ECD	electron-capture device
GRO	gasoline-range organics
MAA	Maryland Aviation Administration
MCL	maximum contaminant level
MDE	Maryland Department of the Environment
MES	Maryland Environmental Service
MIP/CPT	membrane-interface-probe/cone-penetrometer tests
MSL	mean sea level
µg/L	micrograms per liter
mg/L	milligrams per liter (i.e., parts per million)
mL/min	milliliters per minute
NTU	nephelometric turbidity unit
ORP	oxidation-reduction potential
PPE	personal protective-equipment
TB	trip blank
TPH	total petroleum hydrocarbon
USDOT	U.S. Department of Transportation
USEPA	U.S. Environmental Protection Agency

Section 1
Introduction

This report summarizes groundwater sampling conducted in August–September 2009 at the Martin State Airport (MSA) facility in Middle River, Maryland. Figure 1-1 depicts the location of the MSA facility. Sampling was conducted to provide a current round of groundwater data for older existing wells, and an initial round of groundwater data for six newly installed monitoring wells at MSA. These data are used to describe current groundwater quality conditions at the facility, to evaluate temporal trends of groundwater contaminants, and to evaluate remedial actions in subsequent studies. Groundwater samples were chemically analyzed for volatile organic compounds (VOCs), 1,4-dioxane, perchlorate (a propellant constituent), metals, petroleum hydrocarbons, and several water quality indicators. Samples from six newly installed wells were also analyzed for semivolatile organic compounds (SVOCs). The data report is organized as follows:

Section 2— Site Overview: Presents a brief overview of the site and subsurface conditions observed in the field during previous investigations and describes the regional and site-specific geology and hydrogeology, as determined from site soil borings and available scientific literature

Section 3— Investigation Approach: Presents the technical approach to the investigation and the field methodologies used

Section 4— Investigation Results: Presents the investigation results of the field program

Section 5— Summary: Summarizes the investigation findings, and

Section 6— References: Cites references used to compile the report

Map Document: (K:\GProject\MartinStateAirport-LMC\MapDocs\MXD\Maps\MiddleRiver_MartinStateAirport_LocationMap.mxd) 12/4/2008

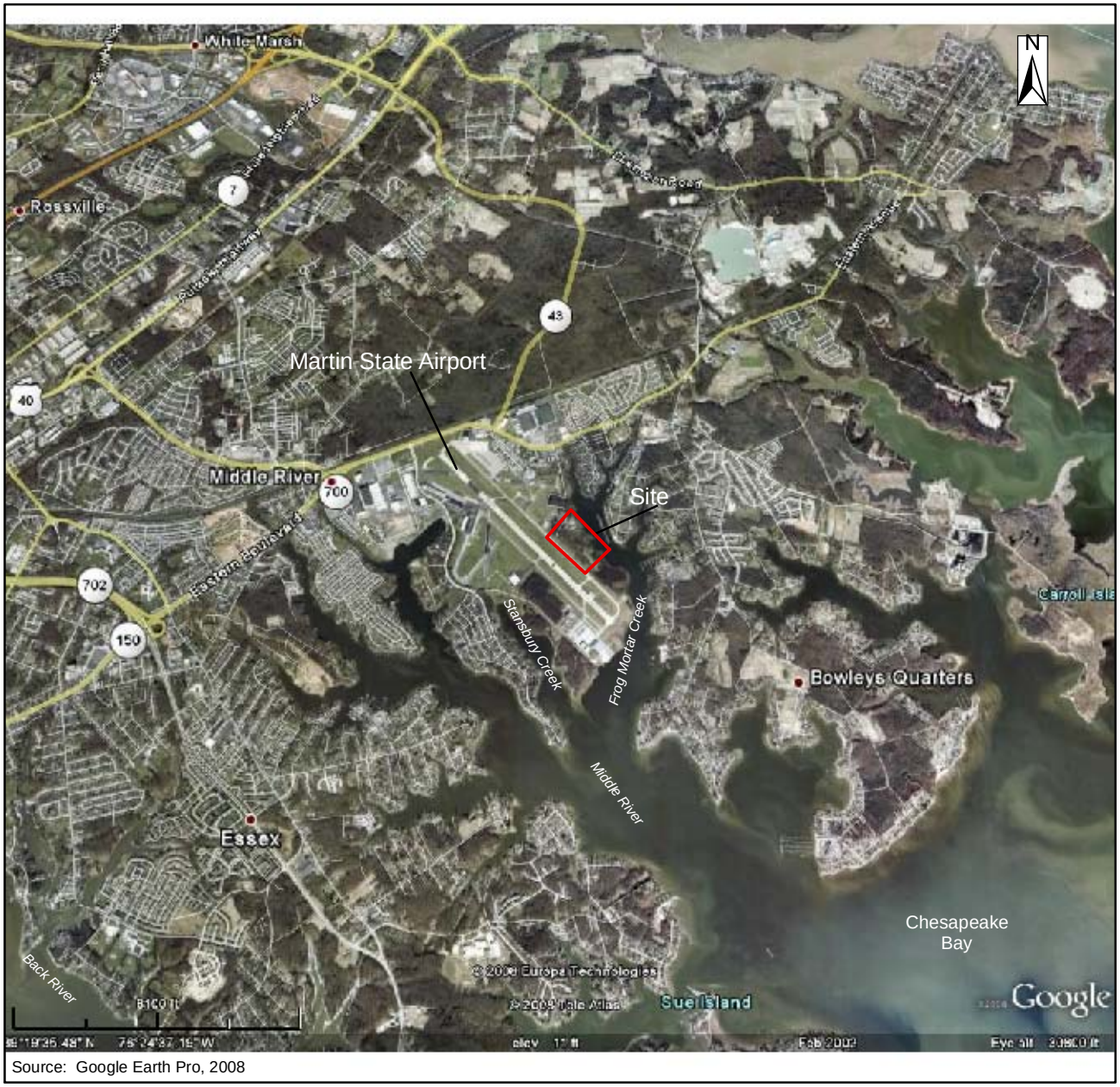

Source: Google Earth Pro, 2008

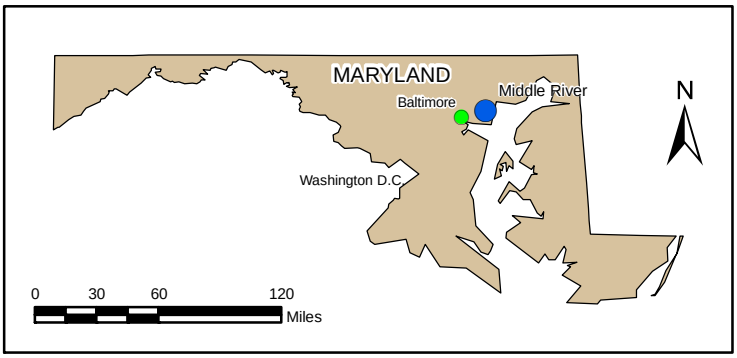

Figure 1-1

Site Location Map

Martin State Airport
Middle River, Maryland

DATE MODIFIED:	CREATED BY:
12/04/08	MP

Tetra Tech, Inc.

Section 2
Site Overview

2.1 SITE LOCATION AND DESCRIPTION

MSA is located at 701 Wilson Point Road in Middle River, Maryland, bounded by Frog Mortar Creek to the east and Stansbury Creek to the west (see Figure 1-1). Both creeks join the Chesapeake Bay at the south side of the airport. The area under investigation is located at the southeast portion of the MSA and is bounded by Frog Mortar Creek to the east and the main airport runway to the west.

The investigation area was initially identified in July 1991, when the Maryland Aviation Administration (MAA) encountered four drums adjacent to Taxiway Tango during trenching activities to install an electrical cable. Based on the discovery of these buried drums, the surrounding area was investigated for potential contaminant impacts to soil and groundwater, as required by the Maryland Department of the Environment (MDE) in their January 6, 1992 and January 14, 1997 letters to MAA.

2.2 DESCRIPTION OF HISTORICAL AREAS OF CONCERN

From 1992–1996, MAA conducted several investigations at the southeast portion of MSA. These investigations included a geophysical survey of Taxiway Tango (Handex, 1992), a preliminary site investigation of Taxiway Tango (Maryland Environmental Service [MES], 1994), a confirmation investigation of Taxiway Tango (MES, 1995), and an expanded investigation of Taxiway Tango (MES, 1996). Results of these investigations identified four areas of concern:

1. *Taxiway Tango Median Anomaly-Area*— After removal of four buried drums in 1991, a geophysical survey conducted throughout the area adjacent to Taxiway Tango identified several anomalous zones as potentially containing buried metal

2. *Drum Area*— Several drums were uncovered when surface vegetation was cleared during a 1996 site investigation

3. *Two Existing Ponds*— Historical records indicate that acids may have been discharged during the 1950s and 1960s at the present location of two ponds

4. *Petroleum Hydrocarbon Area*— Petroleum hydrocarbons were encountered while drilling a soil boring during a 1996 site investigation. The "Petroleum Hydrocarbon Area" is approximately 200 feet west of the ponds.

Areas of concern are shown in Figure 3-1. Trichloroethene (TCE) and TCE-degradation daughter-products were detected throughout the investigation area, with the highest concentrations in the Upper and Intermediate Surficial-Aquifer. At MSA, previously detected concentrations of TCE range from 0.5 to more than 100,000 micrograms per liter (µg/L). 1,4-Dioxane, a semivolatile compound typically co-located with chlorinated solvents, is also considered a chemical of concern. TCE degradation daughter products (e.g., dichloroethene [DCE], vinyl chloride [VC], etc.) are typically co-located with TCE at MSA.

2.3 SITE INVESTIGATION HISTORY

This section provides a brief chronology of previous site investigations conducted by Lockheed Martin Corporation:

- **March 1999: Initial Groundwater Monitoring-Well Sampling**— Lockheed Martin first evaluated the site in March 1999, sampling six existing groundwater monitoring wells to obtain updated chemical data on groundwater quality, elevation, and flow direction at the southeast portion of MSA. TCE, cis-1,2-dichloroethene (c-DCE), and VC were detected in selected monitoring wells at concentrations exceeding Maryland groundwater standards and "National Primary Drinking Water Maximum Contaminant Levels" (MCLs). A detailed description of the groundwater-sampling program is provided in the May 18, 1999 *Final Groundwater Monitoring Well Surveying and Sampling Report*. Detection of elevated VOCs in the existing monitoring wells led to further investigation of the site to identify potential chemical source areas.

- **March 2000: Source Identification and Assessment Program**— The second investigation (March–May 2000) was a "Source Identification and Assessment Program." MAA had previously identified four specific areas as possibly having once released chemicals. Each of these areas of potential concern was investigated through a combination of excavations, localized trenching, drilling of soil borings, and sampling and laboratory analyses of soil, sediments, and groundwater. VOCs, petroleum hydrocarbons, and metals were detected in the soil and groundwater during this investigation. Only VC was detected above the U.S. Environmental Protection Agency (USEPA) Region III industrial-soil risk-based concentrations used by MDE. Selected VOCs were also detected in the groundwater above the standards for groundwater. The results of the investigation are documented in the September 29, 2000 *Final Source Identification and Assessment Report.* The source-identification and assessment program identified VOCs in excess of published cleanup criteria; therefore, chemicals in the groundwater were delineated.

- **December 2001 through December 2002: Partial Chemical Delineation and Initial Modeling**— The third investigation (December 2001–December 2002) further delineated the lateral extent of chemicals in near-surface groundwater at the four source-areas of concern. In addition, deep multi-level monitoring wells were installed at two locations to characterize the site geology and vertical extent of groundwater impacts. The deep wells were installed where the highest concentrations of TCE and VC were detected in the shallow groundwater investigation. A summary of these activities is provided below and documented in the December 27, 2002 *Final Chemical Delineation and Groundwater Modeling Report*. Data collected during the groundwater investigation indicate that VOCs (primarily c-DCE, TCE, and VC) and metals (primarily cadmium) are present in the groundwater above groundwater standards. The lateral and vertical distributions of chemicals in groundwater were not delineated during this phase of the investigation.

- **July 2003 through March 2004: Data-Gap Investigation and Groundwater Modeling**— The fourth investigation (July 2003–March 2004) aimed to fully delineate and characterize chemical plumes at the site and perform groundwater modeling. Nine additional multi-level monitoring wells (DMW03 through DMW11), three shallow wells (DMW01S, DMW02S, and MW07), and four temporary wells (TT11 through TT14) were installed at the site. The lateral and vertical distributions of chemical concentrations in groundwater indicate that three potential source areas are present at the site, contributing to three primary groundwater plumes:

  - Plume 1, originating from the "Drum Area"
  - Plume 2, originating from the "Petroleum Hydrocarbon and Pond 1 Area"
  - Plume 3, originating from the "Taxiway Tango Median Area"

  Cadmium and three chlorinated VOCs (cVOCs) (c-DCE, TCE, and VC) were reported at elevated concentrations during this investigation. The distribution of VOCs in groundwater suggests that dechlorination of TCE to its daughter products (c-DCE and VC) is occurring. The plumes are migrating along the downgradient groundwater-flow path from west to east toward Frog Mortar Creek. Whereas the three plumes represent the primary source areas, the chemicals have commingled to form a single contiguous area of groundwater contamination in the eastern portion of the site approaching Frog Mortar Creek.

  Site-specific information was used to develop a conceptual model, including regional setting, soil lithology, aquifer characteristics, and historical and current chemical concentration data. Numerical modeling was conducted to predict groundwater flow and chemical migration in the investigation area. Summaries of the investigation and modeling effort are documented in the May 2004 *Final Data Gap Investigation and Modeling Report*.

- **September 2007 to Present: Additional On-site Soil and Groundwater Characterization**— To further delineate and characterize the chemical plumes and provide data to support evaluation of remedial alternatives, additional on-site soil and groundwater characterization began in September 2007. The program included advancing 52 membrane-interface-probe/cone-penetrometer tests (MIP/CPT) and installing 12 new,

multi-level (nested) surficial aquifer wells, followed by groundwater sampling. Thirty-one monitoring wells were installed, including shallow, intermediate, and deep monitoring-wells. The nested wells' screens were installed at three separate depth-intervals at approximately 30, 50, and 80 feet below-grade. In addition, two shallow and two intermediate wells were installed as recovery and observation wells, to support aquifer hydraulics testing. The existing and newly installed nested wells were sampled for target contaminant analyses. MIP/CPT screening provided a vertical profile of electrical conductivity and VOCs in subsurface soils and groundwater, and identified the areas/sources of contamination. The overall objectives of the field activities were to characterize the subsurface soil in the vadose and saturated zones, delineate the lateral boundaries of the contamination in soil and groundwater, and delineate the vertical extent of contamination in soil and groundwater.

The study also included electromagnetic and gamma geophysical surveys to identify anomalies in the subsurface, which could represent buried waste and potential contaminant source(s). Test pits were excavated at locations identified by the geophysical survey as being either anomalous or non-anomalous to provide depth of fill data, visual identification of buried debris, and soil samples for laboratory analysis. A summary of the activities performed during this investigation is provided below and documented in the June 2008 *Soil and Groundwater Data Report,* and the May 2009 *Groundwater Monitoring Report*.

- An elevated electron capture device (ECD) response (greater than 1×10^{-6} microvolts), indicating the presence of cVOCs, was observed at 19 of the 52 MIP locations. The observed impact appears to be bounded in the north, south, and west. Significant shallow, vadose zone soil impact was observed at only two locations, MIP-57 and MIP-58, between Taxiway Tango and the runway.

- Soil and groundwater samples collected from direct-push technology locations confirmed the presence of cVOCs in the borings exhibiting elevated ECD response. The maximum TCE concentration in soil was 7,680 µg/kg (MIP-58 at 10 feet below grade); however, limited exceedances of MDE residential soil standards were observed. The maximum concentration of TCE in groundwater was 68,600 µg/L (MIP-28 at 34–36 feet below grade), and multiple borings exhibited exceedances. A range of other cVOCs and petroleum hydrocarbons was also detected in the samples.

- Groundwater flow is generally northeast, toward Frog Mortar Creek.

- Chemical impact from VOCs (cVOCs and petroleum hydrocarbons), metals, and 1,4-dioxane is present throughout a large portion of the investigation area, at multiple depths, and at high concentrations.

- The maximum TCE concentration observed in a monitoring-well sample was 41,400 µg/L (DMW11I). The impact extends north to an area north of Pond 2, south to DMW07I, and west to the area between Taxiway Tango and the runway. The contamination appears to be delineated, with the exception of the area north-northwest of MW15 and MW26, and south of MW19.

- The maximum 1,4-dioxane concentration observed in a monitoring well sample was 1,800 µg/L (DMW03S). The substantial impact from this contaminant appears to be isolated to the central portion of the site, extending north to MW18, south to DMW07, and west to DMW09.

- The maximum perchlorate concentration observed in a monitoring well sample was 8 µg/L (DMW07I). Perchlorate impacts in groundwater are generally confined to the area southeast of Pond 2. However, new monitoring wells were not analyzed for perchlorate.

- A wide range of metals exceeded MDE standards at locations throughout the site. Exceedances were observed for arsenic, barium, beryllium, cadmium, chromium, lead, nickel, selenium, vanadium, and zinc.

- The geophysical investigation showed suspected waste present over approximately 19 acres at the site. When areas inaccessible to the investigation, but suspected to contain waste (the areas of Ponds 1 and 2 and east of the ponds) are included, the area of the site suspected of containing waste is estimated at approximately 25 acres. The investigation appears to delineate the extent of the waste in all directions.

- The test pit excavations confirmed the presence/absence of waste determined by the geophysical survey. Soil sampling associated with the test pits shows concentrations of SVOC, polychlorinated biphenyls, and metals above MDE residential standards in many of the test-pits excavated in the waste areas. Lesser concentrations of these contaminants are present in areas not containing waste.

- **2008 Groundwater Monitoring**— Groundwater samples were collected August-September 2008 at 69 existing and newly installed monitoring wells to provide current water-quality data for the site. Sampling results indicate that concentrations of cVOCs exceed Maryland groundwater standards throughout a large portion of the investigation area, and at multiple depths. The maximum TCE concentration observed in a 2008 monitoring-well sample was 29,000 µg/L reported for Upper Surficial-Aquifer well DMW11S. Because of the presence of multiple VOC sources at the site and groundwater flow conditions, VOC-impacted groundwater extends to areas north of Pond 2, south to DMW06I and DMW07I, and west to the area between Taxiway Tango and the runway. cVOCs were detected at concentrations exceeding Maryland groundwater standards in samples from monitoring wells recently installed north and east of Pond 2 and south of pre-existing wells.

  Concentrations of cVOCs in groundwater decreased substantially as compared to the 2004 analytical results for these chemicals. TCE-concentration reduction for 2008, and the high concentrations of the chemical daughter-products c-DCE and VC, indicate that TCE degradation is occurring at the site. Concentrations of 12 metals exceed the groundwater standards in one or more groundwater samples. VOC contamination has not been fully delineated north-northwest of well clusters MW14, MW17, and MW28; east of well clusters MW14, MW18, DMW03, DMW02, DMW04, and DMW05; west of DMW11S; and south of well clusters MW19 and MW24.

The SVOC 1,4-dioxane was primarily detected in groundwater samples collected from the Upper and Intermediate Surficial-Aquifer zones. 1,4-Dioxane is co-located in areas containing the highest concentrations of cVOCs, and occurs primarily near Pond 1 and the area east of Pond 1. The highest concentrations of 1,4-dioxane are 590 µg/L at well MW16S located northwest of Pond 2, and 490 µg/L at well DMW02A located east of Pond 1 near Frog Mortar Creek.

- **2008–2009 Deep-Groundwater Investigation**— Previous groundwater-sampling results indicate the presence of TCE at the base of the Lower Surficial-Aquifer, at concentrations ranging from 2,400 to 4,400 µg/L. At these concentrations, residual TCE-product or dense non-aqueous-phase liquids may be present in the Lower Surficial-Aquifer, and may be transported downward (via gravity or as dissolved constituents in groundwater) in the presence of downward, vertical, hydraulic gradients. Further, previous studies had not determined the thickness and lateral extent of clay underlying the Lower Surficial-Aquifer.

  In 2008, four deep wells were installed to depths of 165–207 feet below-grade to determine the thickness and extent of the clay underlying the Lower Surficial-Aquifer, and to determine if TCE had migrated below the Lower Surficial-Aquifer. A fifth boring for an Intermediate-Surficial-Aquifer-well was advanced to a depth of 50 feet. cVOCs, VOC-degradation products, and the SVOC 1,4-dioxane (detected in Lower Surficial-Aquifer groundwater) were not detected in the deep-well groundwater samples. A few petroleum-related VOCs and SVOCs were detected in the deep-groundwater samples at concentrations less than the MCLs. However, the VOCs and SVOCs detected are common laboratory contaminants and may be artifacts of the laboratory analyses.

2.4 REGIONAL GEOLOGIC AND HYDROGEOLOGIC CONDITIONS

MSA is located in the western shore of the Coastal Plain Physiographic Province. Regional and local studies (Vroblesky and Fleck, 1991; Chapelle, 1985) indicate that the MSA facility lies on the Patapsco Formation. This formation consists of complex and interbedded mixtures of gray, brown, and red sands, silts, and clays originating from sediment deposition in a low coastal-plain traversed by low-gradient meandering streams.

Below the Patapsco Formation lies a regionally extensive, thick, clay-confining unit known as the Arundel Formation. It is a massive and probably impermeable unit underlying the site and surrounding area. The Arundel Formation outcrops northwest of the site and dips and thickens to the southeast. The Arundel Formation extends as far east as Cambridge, Maryland, where it is more than 600 feet thick. Regional lithologic information indicates that the thickness of the Arundel Formation may reach 150 feet at MSA (Vroblesky and Fleck, 1991; Chapelle, 1985). The formation probably acts as an impermeable barrier to the downward movement of any constituents found in the surficial aquifer. The base of the Arundel Formation (i.e., the top surface of the

deeper Patuxent Formation) is approximately 225 feet below mean sea level (MSL) near MSA (Vroblesky and Fleck, 1991; Chapelle, 1985). Therefore, the depth to the base of the Arundel Formation may range from 235 to 255 feet below grade at MSA.

Below the Arundel Formation is the Patuxent Formation. The Patuxent Formation is a multi-aquifer unit due to various interbedded sand and silt/clay layers, and the rapid changes of deposited material types over short distances. Permeable, sand-rich units range from bounded sand-sheets to isolated sand bodies (Glaser, 1969). In the MSA area, potentiometric maps of the Patuxent Formation indicate groundwater flow to the south and southwest in response to industrial wells withdrawing water to the southwest and west of the site (Chapelle, 1985 and Curtin, 2006).

2.5 MARTIN STATE AIRPORT SUBSURFACE CONDITIONS

At MSA, numerous shallow and deep soil-borings were advanced to collect soil samples for lithologic information. Synoptic water-levels, single-well permeability tests, and pumping tests were conducted to characterize the subsurface hydraulic-conditions at MSA. Early studies at MSA indicated that the subsurface hydrogeology was comprised of a surficial aquifer (i.e., the Patapsco Formation) containing highly heterogeneous mixtures of unconsolidated sands, silts, gravel-sand mixtures, and clays. A layer of fill, consisting of heterogeneous sands, silts, and clays, overlies these native sediments.

Figure 2-1 is a hydrostratigraphic-fence diagram developed for the site. For subsurface data evaluation and correlation, the surficial aquifer was divided into the Upper, Intermediate, and Lower Surficial-Aquifer zones. Generally, the Upper Surficial-Aquifer consists of fill that occurs within the uppermost 15–30 feet below grade (5 feet above MSL to 10 feet below MSL) and native soils beneath the fill materials. The Intermediate Surficial-Aquifer typically consists of poorly-graded, fine sand with occasional silt lenses, and occurs at depths ranging from approximately 30–65 feet below grade (10–45 feet below MSL). The Lower Surficial-Aquifer zone consists of well-graded, fine-to-coarse sand that is encountered from approximately 65–90 feet below grade (45–70 feet below MSL). At an elevation of approximately 45 feet below MSL, a thin clay-aquitard lies between the Intermediate and Lower Surficial-Aquifers. The base of the Lower Surficial-Aquifer overlies at least several feet of stiff, dense clay at the site.

A 2008 study investigated the lithology beneath the Lower Surficial-Aquifer. Lithologic data from four deep-wells indicate the presence of 6–40 feet of clay beneath the Lower Surficial-Aquifer. Deep-well logs also indicate the presence of alternating sand and silt aquifers and clay aquitards beneath the Lower Surficial-Aquifer. These sandy units are referred to as the Deep Confined-Aquifer zones (see Figure 2-1).

All but four wells are screened in the surficial-aquifer system (the Patapsco Formation), but at different elevations to provide hydrologic and chemical data across the entire water-bearing zone. Thirty groundwater-monitoring wells (DMW0lS through DMW11S, MW03 through MW07, MW15S through MW18S, MW20S, MW23S through MW34S, RW1S and OW1S) are screened in the Upper Surficial-Aquifer. Thirty-two wells (DMW01A, DMW02A, MW01, MW02, DMW03I through DMW11I, MW14I through MW26I, MW28I, MW32I through MW34I, RW1I and OW1I) are screened in the Intermediate Surficial-Aquifer. Twenty wells (DMW01B, DMW02B, DMW03D through DMW09D, MW14D through MW23D, and MW26D) are screened in the Lower Surficial-Aquifer.

Four wells (MW27D, MW29D, MW30D and MW31D) are screened in deep confined-aquifers underlying the Lower Surficial-Aquifer. The *MSA Deep-Groundwater Investigation* study indicates that alternating sand and silt aquifers and clay aquitards are present beneath the Lower Surficial-Aquifer. Lithologic data from four deep wells indicate the presence of 6–40 feet of clay beneath the Lower Surficial-Aquifer. Beneath this clay bed is a series of alternating sand and clay layers, with top surfaces occurring at approximately 120–130 feet below MSL (sand), 140–160 feet below MSL (clay), 190 feet below MSL (sand), 197–205 (clay) below MSL, and 245 feet below MSL (sand, at MW29D only). These units are referred to as deep confined-aquifers.

Geotechnical analyses of samples describe the clay below the Lower Surficial-Aquifer as reddish-brown clay and grayish-brown clay. Sand contents for the well MW30D samples were 3–36 times greater than the MW31D samples. Permeability tests on the underlying clay indicate low vertical-permeabilities ranging from 2.2e-08 to 13.0e-08-centimeters-per-second. The vertical permeabilities for both 168-foot samples from MW30D and MW31D are similar, but are slightly greater than the permeabilities reported for shallower clay samples collected at depths of 78 and 158 feet. The lower permeabilities for the shallower samples appear to be related to higher plasticity indices for these samples.

Groundwater in the deep confined-aquifer flows in a southeasterly direction, which indicates that the deep wells are hydraulically downgradient of VOC contamination in the Lower Surficial-Aquifer. Therefore, contaminants potentially introduced to the Lower Confined-Aquifer from the Lower Surficial-Aquifer (i.e., area of wells DMW01B, DMW08D, and DMW04D) should be monitored effectively using the new deep-well locations. Groundwater elevations for one surficial-aquifer/confined-aquifer well pair (MW28I and MW27D) indicate an upward hydraulic gradient of 0.0035-foot-per-foot.

P:\GIS\LOCKHEED_MSA\MAPDOCS\MXD\FENCE_SEP2009_G.MXD 12/21/09 JEE

A
MW-34S
MW-34I
B
MW-33I
MW-15S
MW-15I
MW-15D
W'
MW-17S
MW-17I
D
W
MW-07
MW-04
DMW-09S
DMW-09I
DMW-09D
MW-16S
MW-16I
MW-16D
MW-18S
MW-18I
C
MW-26S
X'
DMW-03S
DMW-03I
DMW-03D
X
DMW-02S
MW-25S
MW-25I
DMW-10S
DMW-10I
MW-20S
MW-20I
MW-20D
Y
Y'
DMW-04S
DMW-04I
DMW-11S
DMW-11I
MW-22D
MW-21D
DMW-05S
DMW-05I
DMW-05D
Z'
DMW-08S
DMW-08I
DMW-08D
Z
TT-12
MW-23S
MW-23D
DMW-06S
DMW-06I
DMW-06D
MW-01
DMW-07S
DMW-07I
DMW-07D
A'
V'
TT-13
MW-19S
MW-19I
MW-19D
MW-24S
MW-24I
MW-06
B'
MW-29D
MW-32S
MW-32I
D'
V
MW-30D
MW-31D
C'
FROG MORTAR CREEK
Surficial Aquifers
Deep
Confined
Aquifers
AIRPORT RUNWAY
TAXIWAY TANGO

Figure 2-1
Fence Diagram

Legend

Materials

- Higher Permeability (typically >10 ft/day): Sand and sand & gravel
- Medium Permeability (typically 1-10 ft/day): Mixture of sand, silt, and/or some clay
- Lower Permeability (typically <1 ft/day): Clay and silt & clay

Hydrostratigraphic units were interpreted from lithology information of boring logs and slug test results.

Lockheed Martin Martin State Airport
Middle River, Maryland

DATE MODIFIED:	12/21/09	CREATED BY:	JEE

Tetra Tech, Inc.

Section 3
Investigation Approach

This report summarizes the August–September 2009 round of groundwater sampling, entailing collection of synoptic groundwater-level measurements and groundwater sampling for chemical analyses. The August–September 2009 groundwater round augments a recent investigation (Tetra Tech, September 2007 to present) of vadose-zone soil, saturated-zone soil, and groundwater beneath the MSA.

3.1 SYNOPTIC GROUNDWATER LEVEL MEASUREMENTS

A synoptic round of water-level measurements was conducted on September 9, 2009. Static water levels were measured using a graduated electronic-sounding water-level meter. The static water level was determined by lowering the meter's probe into the well until the liquid-level indicator emitted an audible tone, indicating the air/water interface. The water level was read from the probe cable and recorded to the nearest 0.01 foot as the depth to water, relative to the top of the PVC well-casing. Groundwater-level measurement sheets are provided in Appendix A.

3.2 STAFF-GAGE INSTALLATION

Three staff gages were installed in July 2009 to measure and record surface-water levels in Frog Mortar Creek and Stansbury Creek. Staff gages were installed in Frog Mortar Creek northeast of the Dump Road area and at the southern shore of MSA. A third staff gage was installed in Stansbury Creek along the western shore of the airport. The location of the Dump Road staff gage is shown in Figure 3-1. Horizontal coordinates and vertical elevations of the staff gages were surveyed by Tetra Tech Architects and Engineers, a Maryland-licensed surveying firm. The survey results were used to convert staff gage readings to elevations, to provide data using a common vertical datum as the groundwater data. Staff gage readings were recorded after installation and before downloading data from the water-level recorders discussed in Section 3.3. The data were used for numerical groundwater-flow and chemical-transport modeling conducted as part of the *MSA Feasibility Study*. Results of the staff-gage readings are provided in the *MSA Feasibility Study*.

3.3 LONG-TERM WATER-LEVEL MONITORING

Electronic water-level recorders (i.e., pressure transducers with data-loggers) were installed and operated in three groundwater monitoring-wells and one Frog Mortar Creek staff gage to provide long-term surface-water and groundwater-level data. On July 22 and28, 2009, level recorders were installed in wells MW03, MW22I, and MW22D, and in staff gage MSA-Gage01. The recorders' internal clocks were synchronized in accordance with Eastern Standard Time obtained from Verizon, Inc., and they were programmed to log water levels every quarter hour (e.g., 12:00, 12:15, 12:30, 12:45, and 13:00, etc.). Levels were recorded for a minimum of 2 weeks beginning July 22 (July 28 for DMW22I) through August 11, 2009. At the request of the MSA groundwater-modeling team, the recorder in well MW03 was moved to well MW30D for additional monitoring. Water levels were then recorded in wells DMW22I, DMW22D, and DMW30D, and in MSA-Gage01, for 2 weeks from August 11–28, 2009. The data were downloaded every two weeks during the monitoring program.

Upon completion of long-term monitoring on August 28, the water-level recorders were removed from the wells and staff gage. The data were used for numerical groundwater-flow and chemical-transport modeling conducted as part of the *MSA Feasibility Study*. The results of the long-term water level monitoring are provided in the *MSA Feasibility Study*.

3.4 GROUNDWATER SAMPLING

In August and September 2009, groundwater samples were collected from six newly installed wells and 59 existing wells. Wells sampled for this round are listed in Table 3-1 and are shown in Figure 3-1. The following section outlines well purging and sampling procedures. Before sample collection, monitoring wells were purged using low-flow purging-techniques. Groundwater was purged using a peristaltic pump fitted with dedicated, disposable, Teflon®-lined tubing, or by using a submersible pump positioned in the center of the well's saturated-screen section. During purging, the pumping rate ranged between 100–300 milliliters per minute (mL/min) and was constantly measured using a graduated cylinder. The purge rate was adjusted but not allowed to go below 100 mL/min, to prevent a water-level drawdown greater than 0.2 feet from the initial static-water level.

During groundwater purging, water-level-drawdown measurements and groundwater parameters, including pH (a measure of acidity and alkalinity), temperature, specific conductance, dissolved oxygen (DO), oxidation-reduction potential (ORP), and turbidity, were collected every 5–10 minutes until purging was complete. Data were recorded within the appropriate site-specific logbook and on "Low-Flow-Purge Data Sheets." Water-quality parameters were measured using an inline water-quality meter. Turbidity readings were collected using a separate turbidity meter.

Purging was considered complete when the monitored water-quality parameters stabilized, when three saturated well-casing volumes had been removed, or when the well was purged dry. Stabilization was considered achieved when three consecutive readings, taken at 5 minute intervals, were within ±0.1 standard units for pH, ±3% for specific conductance and temperature, ±10% for DO and ORP, and less than 10 nephelometric turbidity units (NTUs) for turbidity. If the monitoring well was purged dry, the water level in the well was allowed to recover a minimum of 80% of its initial static water-level before groundwater sampling. Well purging and sample record sheets are provided in Appendix B. All purged water was collected in U.S. Department of Transportation (USDOT) approved 55-gallon steel drums located in a facility-approved location.

After purging, monitoring wells were sampled using the same dedicated tubing or submersible pump used during the purging process. Groundwater samples were collected using low-flow sampling-protocols at the same pumping rate as that used during well purging. Groundwater was pumped directly into the appropriate sample containers (including all VOC samples) or into a certified-clean disposable container (supplied by the laboratory), which was then used to pour the collected water directly into the appropriate sample containers.

3.5 LABORATORY ANALYSES

The following chemical analyses were conducted on samples from the wells listed in Table 3-1:

- VOCs by USEPA Method 8260B— 65 new and existing wells
- SVOCs by the USEPA Method 8270C— six new wells
- Perchlorate by USEPA SW846 Method 314— 59 existing wells
- Total and dissolved priority-pollutant metals and mercury by USEPA Methods 6020B and 7470A— 65 new and existing wells

- Hexavalent chromium by USEPA Method 7199— 59 existing wells
- Total petroleum hydrocarbons (TPH), gasoline range organics (GRO), and TPH-diesel range organics (TPH-DRO) by SW846 Method 8015B— 23 shallow wells screened in the Upper Surficial-Aquifer, and
- "Natural-Attenuation Assessment" parameters— Six wells were analyzed by USEPA SW846 protocols for the "Natural-Attenuation Assessment" parameters nitrate, phosphate, sulfate, total alkalinity, dissolved organic-carbon, total iron, total manganese, total potassium, total calcium, total magnesium, total chloride, total sodium, total silica, total dissolved solids, methane, ethane, and ethene

Samples were analyzed by TestAmerica, Inc. of North Canton, Ohio. No duplicates were collected during this investigation. Trip-blank samples were analyzed for VOCs for QA/QC purposes. Trip blanks were submitted at a rate of one per cooler of VOCs per day. Matrix-spike/ matrix-spike-duplicate samples were collected and analyzed on a 1:20 basis.

3.6 DOCUMENTATION

A master site-logbook was maintained as an overall record of field activities. Sample documentation consists of completed chain of custody (COC) reports and matrix-specific sample log sheets. The COC report is a standardized form used to summarize and document pertinent sample information, such as sample identification and type, matrix, date and time of collection, preservation, and requested analysis. Sample custody procedures are designed to document sample acquisition and integrity. COC reports are provided in Appendix C.

3.7 EQUIPMENT DECONTAMINATION

Reusable equipment (e.g., water-level meter) was decontaminated before and after each use. Decontamination of reusable small equipment consisted of the following:

- Alconox and potable-water wash
- Potable-water rinse
- Distilled-water rinse, and
- Air drying
- Collecting decontamination solutions for disposal

Decontamination rinsate was transferred to 55-gallon drums staged near the decontamination pad. Dedicated and/or disposable equipment was used for groundwater purging/sampling and did not require decontamination.

3.8 WASTE MANAGEMENT

Investigation-derived waste, consisting of decontamination-rinsate water, monitoring-well purge water, and personal protective-equipment (PPE), was generated during groundwater characterization. PPE was brushed off, placed in trash bags, and disposed in a facility trash receptacle. Well purge-water was collected and stored in USDOT approved 55-gallon drums. All drums were appropriately labeled and logged on a drum-inventory form.

3.9 GENERAL SAMPLING PROCEDURES, NOMENCLATURE, AND HANDLING

A master site-logbook was maintained for each study at the site as an overall record of field activities. Each sample received a unique sample-identification consisting of the site location, the well number, and a six-digit sampling date. For example, a groundwater sample collected on September 8, 2009 from monitoring well MSA-MW05 was labeled "MSA-MW05-090809." Trip blanks (TB) were labeled with a "TB" prefix followed by a six-digit submittal date (e.g., TB-090809). Field related sample-handling considerations include selection of sample containers, preservatives, allowable holding times, and requested analyses.

Proper custody procedures were followed throughout all phases of sample collection and handling. COC protocols were used throughout sample handling to document the integrity of sample containers. Such protocols demonstrate that the samples were handled and transferred in a manner that would prevent or detect tampering. Empty sample containers were released under signature from the laboratory and accepted under signature by the sampler or other individual responsible for maintaining custody until the sample containers were transferred to the sampling team. Groundwater samples were collected in these containers, then released under signature from the sampling team and accepted under signature by the laboratory. Transport containers returning to the laboratory were sealed with strapping tape and a tamper-resistant custody seal. The custody seal shows the signature of the individual releasing the transport container, along with the date and time.

3.10 DATA VALIDATION

Data validation involves having a party independent from the laboratory review data provided by the laboratory to ensure that specific criteria are met. These criteria concern specifications that are not sample dependent; they specify performance requirements that should be fully under a laboratory's control. For data analyses for organic chemicals, specific validation areas include blanks, performance-evaluation-standard materials, and instrument performance checks. For data analyses involving inorganic chemicals, specific validation areas include blanks, calibration standards, calibration-verification standards, laboratory-control standards, and interference-check standards. The analytical laboratory supplies the chemical data as hard-copy reports and electronic databases. Once the investigation was complete, the chemical data were validated by Tetra Tech in accordance with established USEPA protocols to assess the reliability and accuracy of the data. This review was based on the *USEPA Region III Modifications to the National Functional Guidelines for Data Review* (USEPA, 1993 and 1994) and the specifics of the analytical method used. Data-validation reports are provided in Appendix D (on compact disc).

Table 3-1
List of Groundwater Monitoring-Wells Sampled, August–September 2009
Lockheed Martin, Martin State Airport
Middle River, Maryland
Page 1 of 2

Upper Surficial-Aquifer[1]	Intermediate Surficial-Aquifer	Lower Surficial-Aquifer	Deep Confined-Aquifer
Wells Sampled August 25 through September 8, 2009[2]			
MW-3	DMW1A	DMW1B	MW27D
MW-4	DMW2A	DMW3D	MW29D
MW-5	DMW3I	DMW4D[3]	MW30D
MW-6	DMW4I[3]	DMW6D	MW31D
DMW1S	DMW5I	DMW8D	
DMW2S	DMW6I	DMW9D	
DMW3S	DMW8I	MW14D	
DMW4S[3]	DMW9I	MW15D	
DMW5S	DMW11I	MW16D	
DMW6S	MW14I[3]	MW19D	
DMW8S	MW15I	MW20D	
DMW9S	MW16I	MW22D	
DMW10S	MW17I	MW23D	
DMW11S	MW18I[3]		
MW15S	MW19I		
MW16S	MW20I		
MW17S	MW24I		
MW18S[3]	MW25I		
MW20S	MW28I		
MW23S	MW32I[4]		
MW24S	MW33I[4]		
MW25S	MW34I[4]		
MW26S			
MW32S[4]			
MW33S[4]			
MW34S[4]			
Total	**Total**	**Total**	**Total**
26	22	13	4

Table 3-1
List of Groundwater Monitoring-Wells Sampled, August–September 2009
Lockheed Martin, Martin State Airport
Middle River, Maryland
Page 2 of 2

Upper Surficial-Aquifer[(1)]	Intermediate Surficial-Aquifer	Lower Surficial-Aquifer	Deep Confined-Aquifer
Wells Not Sampled			
MW-7	MW-1 MW-2	DMW2B	
DMW7S	DMW7I DMW10I	DMW5D	
OW1S	MW21I MW22I	DMW7D	
RW1S	MW23I MW26I	MW17D	
	OW1I RW1I	MW18D	
		MW21D	
		MW26D	

[(1)]All Upper Surficial-Aquifer groundwater samples except MW32S, MW33S, and MW34S were analyzed for TPH-GRO and TPH-DRO.

[(2)]All groundwater samples were analyzed for VOCs, total metals, and filtered metals. All samples except MW32S/I, MW33S/I, and MW34S/I were analyzed for hexavalent chromium and perchlorate.

[(3)]Sample was also analyzed for nitrate, phosphate, sulfate, total alkalinity, dissolved organic-carbon, total iron, total manganese, total potassium, total calcium, total magnesium, total chloride, total sodium, total silica, total dissolved-solids, methane, ethane, and ethene.

[(4)]New well installed in the summer of 2009. In addition to VOCs and metals, sample was analyzed for SVOCs. Sample was not analyzed for perchlorate, hexavalent chromium, TPH-DRO, or TPH-GRO.

Map Document: (K:\GProject\MartinStateAirport-LMC\MapDocs\MXD\Maps\Groundwater monitoring well locs Nov2008 1 30 09.mxd)
11/12/2009 -- 1:59:35 PM

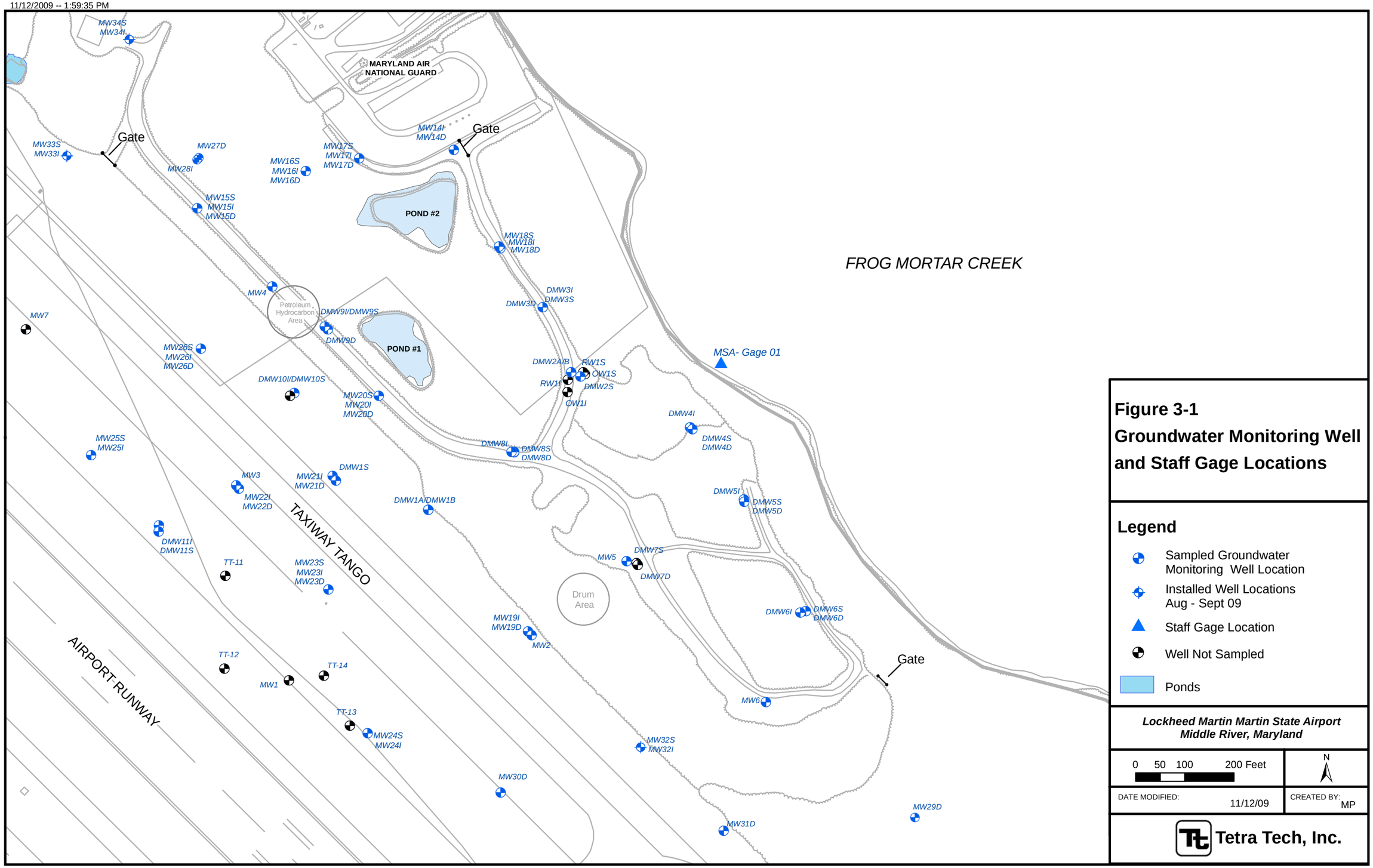

Figure 3-1
Groundwater Monitoring Well and Staff Gage Locations

Legend

- Sampled Groundwater Monitoring Well Location
- Installed Well Locations Aug - Sept 09
- Staff Gage Location
- Well Not Sampled
- Ponds

Lockheed Martin Martin State Airport
Middle River, Maryland

0 50 100 200 Feet

N

DATE MODIFIED: 11/12/09

CREATED BY: MP

Tetra Tech, Inc.

Section 4
Investigation Results

4.1 GROUNDWATER DATA

This section contains the September 9, 2009 groundwater-elevation data and the analytical results of the August–September 2009 groundwater sampling. Shallow, Intermediate, and Deep Surficial-Aquifer and Deep Confined-Aquifer monitoring wells were targeted for gauging and sampling.

4.1.1 Groundwater-Level Data

Table 4-1 presents the September 9, 2009 groundwater-level measurements and computed groundwater elevations for MSA. Figures 4-1 through 4-3 show the September 2009 groundwater-elevation contour maps for the Upper, Intermediate, and Lower Surficial-Aquifer zones. Figure 4-4 shows groundwater-elevation contour maps for the Deep Confined-Aquifer zone. As seen in Table 4-1 (and accounting for well stickup, where applicable), static groundwater-levels measured in wells are reported at depths ranging from 5–18 feet below grade in the Upper Surficial-Aquifer wells, 3–18 feet in the Intermediate Surficial-Aquifer wells, and 4-18 feet in the Lower Surficial-Aquifer wells.

As shown in Figure 4-1, groundwater in the Upper Surficial-Aquifer generally flows northeast from the runway and taxiway towards Frog Mortar Creek.Elevated groundwater levels at DMW9S, DMW10S and MW-4 indicate local groundwater mounding. In this area, groundwater will flow radially in directions divergent from the larger-scale flow to the northeast. Groundwater in the Intermediate Surficial-Aquifer (Figure 4-2) also flows northeast from the runway and taxiway toward Frog Mortar Creek. Groundwater-flow converges northeast along a line from well MW20I to well MW18I. Groundwater flows south in the southern portion of the site. Groundwater potentiometric-levels in the Lower Surficial-Aquifer (Figure 4-3) are similar to those of the Intermediate Surficial-Aquifer (Figure 4-2), where flow converges northeast toward well MW18. Both the Intermediate and Lower Surficial-Aquifers have northern components of flow in

the northern portion of the site and southern groundwater flow in the southern portion of the site. Groundwater flow in the Deep Confined-Aquifer (Figure 4-4) is from the northwest to the southeast.

4.1.2 Groundwater Chemical Data

Groundwater samples were collected from August 28 through September 8, 2009 from 59 existing wells to evaluate contaminant trends, and from six newly installed monitoring wells to evaluate the horizontal and vertical extent of contamination to the northwest (MW33S/I and MW34S/I) and south (MW32S/I) of the Dump Road area. Samples were analyzed by TestAmerica, Inc. of North Canton, Ohio. Analytical results and validated data are provided in Appendix E. The validated data were used to generate Table E-1 in Appendix E, which summarizes the positive detections for the groundwater samples collected at MSA. Gray shading in Table E-1 indicates results exceeding the Maryland groundwater standards (MDE, 2008). Table E-2 presents all analytical data, including non-detects. Table 4-2 summarizes all analytical results, including detections, and associated method-reporting-limits for analytes not detected. Table 4-2 also presents a statistical summary of the analytical results for groundwater samples.

4.1.2.1 VOCs

The organic data in Table 4-2 shows the presence of a wide range of VOC detections in groundwater. Tables 4-2 and E-1 show that c-DCE, TCE, 1,4-dioxane, and VC are the most frequently detected VOCs in groundwater (from 60–71% of samples). They are detected at moderately high concentrations several orders of magnitude greater than the groundwater standards. Petroleum-related VOCs, such as benzene, toluene, ethylbenzene, and xylenes (BTEX), were detected less frequently (from 3–20% of samples), and at lower concentrations relative to groundwater standards than the chlorinated aromatic-hydrocarbons (TCE, etc.).

The 2009 results for cVOCs in groundwater are shown in Figures 4-5, 4-6 and 4-7 for the Upper, Intermediate, and Lower Surficial-Aquifer zones, respectively. Figure 4-8 shows results for TCE, c-DCE, and VC and BTEX for the Deep Confined-Aquifer zone. Results of the present round of sampling and analyses confirm those of previous groundwater sampling activities, with some modifications. The lateral and vertical distributions of chemical concentrations in groundwater (as shown on Figures 4-9 through 4-11) indicate several source areas at the site contributing to three

primary groundwater plumes and various smaller or lower concentration plumes, as discussed in Section 2. These plumes include the "Drum Area Plume," "Petroleum Hydrocarbon and Pond 1 Plume," and the "Taxiway Tango Plume." Concentrations of benzene detected in groundwater are shown in Figure 4-12.

Drum Area Plume—The plume is located in the southern portion of the site between wells MW-2 and MW-5/DMW7. In this area, the greatest concentrations of VOCs are reported for the Upper Surficial-Aquifer wells, which have one or more of the three primary VOCs (TCE, c-DCE, and VC) exceeding groundwater standards (Figures 4-5 and 4-9 through 4-11; Table 4-2). The three primary VOCs were detected in the Intermediate Surficial-Aquifer wells (Figure 4-6) at concentrations exceeding groundwater standards, but were generally less than in the Upper Surficial-Aquifer wells. For Lower Surficial-Aquifer wells in this area (Figure 4-7), VOC concentrations detected in the sampled wells were similar to those reported in samples collected in 2008.

As shown in Table 4-2 and Figures 4-5 through 4-7, TCE concentrations in the Drum Area range from 0.83 µg/L at DMW6S to 9,000 µg/L at DMW05S. For c-DCE, detected concentrations in the Drum Area range from 0.56 µg/L at MW-6 to 2,400 µg/L at MW-5. Concentrations of VC detected in the Drum Area range from 37 µg/L at DMW4S to 790 µg/L at MW-5 (Figures 4-5 and 4-6). Benzene was not detected in groundwater at the Drum Area (Figure 4-12).

Petroleum Hydrocarbon Area and Pond No. 1 Plume— This plume is located in the central portion of the site in the area of well DMW9 and Pond No. 1 (Figures 4-5 and 4-9 through 4-11). The plume extends eastward towards Frog Mortar Creek to well clusters DMW2 and DMW3. Contaminant impacts at well cluster DMW4 are likely caused by the overlap of the Petroleum Hydrocarbon Area and Pond No. 1 Plume and the Drum Area Plume. In the Petroleum Hydrocarbon Area and Pond 1 Plume area, the greatest concentrations of VOCs are reported for the Intermediate Surficial-Aquifer wells (Figure 4-6 and Table 4-2), where most wells have concentrations of TCE, c-DCE, and VC exceeding groundwater standards.

TCE was reported at concentrations exceeding groundwater standards at several wells north of Pond No. 2. This includes concentrations of TCE ranging from 17–12,000 µg/L reported for wells MW28I and MW14I through MW18I (Figure 4-6). TCE concentrations of 7,800 µg/L at MW15I and 1,500 µg/L at MW33S suggest an extension of this contaminant-plume northwest of wells

DMW9I/9D. However, the results from well clusters MW25 and MW26 appear to delineate an upgradient boundary for this plume in the areas west of well cluster DMW9. Results from wells MW17I and MW14I (Figure 4-6) indicate that VOC contamination at concentrations exceeding the groundwater standards likely extends north beneath the Maryland Air National Guard property.

TCE, c-DCE, and VC are detected in the Upper Surficial-Aquifer wells at concentrations exceeding the groundwater standards, but are generally an order of magnitude less than the Intermediate Surficial-Aquifer wells (Figures 4-5 and 4-6). Exceptions are well DMW5S, where the concentrations of TCE and c-DCE are more than two orders of magnitude those for well DMW5I, and DMW9S, where VC is more than an order of magnitude greater than the concentration at DMW9I. In the Lower Surficial-Aquifer wells (Figure 4-7), the greatest concentrations of TCE, c-DCE, and VC are reported along southwest/northeast-trending lines at the Petroleum Hydrocarbon Area/Pond 1 Plume area at wells DMW9D (TCE at 4,000 µg/L) and DMW18D (not sampled this round, but based on 2008 results), and south of Pond 1 at wells DMW1B (TCE at 490 µg/L), DMW8D (TCE at 690 µg/L), and DMW4D (TCE at 5,800 µg/L). TCE, c-DCE, and VC were either not detected or were detected at concentrations less than the groundwater standards in deep wells north of Pond 2 (e.g., MW14D through MW16D) and east of Pond 1 (well DMW3D).

As shown in Figure 4-12, the maximum benzene concentration for Drum Road was detected in the Petroleum Hydrocarbon Area and Pond 1 Plume at well DMW9S (570 µg/L). Other wells with benzene concentrations exceeding the groundwater standard of 5 µg/L are MW20S (38 µg/L), MW33S (36 µg/L), MW26S (12 µg/L), and MW14I (11 µg/L). Benzene was not detected in wells DMW3S/I/D, MW18S/I, and DMW2S/A/B, located east and hydraulically downgradient of these wells.

Taxiway Tango Plume— The Taxiway Tango Plume is in the western portion of the site in the Upper Surficial-Aquifer, in the area of well DMW11S (Figures 4-5 and 4-9 through 4-11). The downgradient extent of this plume appears limited both horizontally and vertically. However, the western boundary of this area of TCE contamination is undetermined. TCE, c-DCE, and VC are reported at well DMW11S at concentrations of 36,000 µg/L, 41,000 µg/L, and 4,100 µg/L (Figure 4-5), down from the 2004 TCE and c-DCE concentrations of 52,000 µg/L and 53,000 µg/L (respectively), and slightly up from the 2004 VC concentration of 2,400 µg/L. Only

trace concentrations of VOCs are reported in the intermediate well DMW11I (Figure 4-6). At MW03, the 2007 concentrations of VOCs also decreased from 100 µg/L (TCE), 110 µg/L (c-DCE), and 2,400 µg/L (VC) in 2004 to 0.62 µg/L (TCE), 19 µg/L (c-DCE), and 3.4 µg/L (VC) in 2009. Benzene was detected at wells DMW1S and MW23S at concentrations below the groundwater standard of 5 µg/L (Figure 4-12).

Deep Confined-Aquifer Wells— As shown in Figure 4-8, TCE, c-DCE, VC, and BTEX were not detected in the Deep Confined-Aquifer wells. Previous results for samples collected from these wells in 2008 indicate the presence of trace concentrations of petroleum hydrocarbons that were less than the groundwater standards. The petroleum hydrocarbons detected in these wells in 2008 were not detected in the samples collected from the deep-aquifer wells in 2009.

Concentration Trends for Primary Chlorinated VOCs— Figures 4-13 through 4-16 are long-term time-series plots of TCE, c-DCE, and VC for nine selected wells. The wells represent conditions near the Drum Area Plume (wells DMW11S, DMW4I, DMW4D, and DMW5S), the Petroleum Hydrocarbon Area Plume (wells DMW9S, DMW9I, DMW9D, DMW3S, and DMW3I), and Taxiway Tango Plume (DMW11S). Data were used from the early 2000s to 2009. As shown in Figures 4-13 and 4-14, wells in the cVOC source-areas near the Drum Area (DMW11S) and the Petroleum Hydrocarbon Area (wells DMW9S, DMW9I, DMW9D) have generally shown reductions in the concentrations of cVOCs since September 2003. One exception is an overall increase in VC concentrations at DMW9S since 2003. Trends for c-DCE and VC show long-term, cyclic fluctuation over the monitored period. Overall c-DCE and VC trends show an inverse relationship, indicating shorter term decreases in c-DCE as it degrades, thereby increasing concentrations of VC. At well DMW11S, in the shallow source-area near Taxiway Tango, concentrations of TCE, c-DCE and VC have all increased steadily since the September 2003 sampling event.

As shown in Figures 4-14 through 4-16, wells along the eastern site boundary (DMW5S, DMW3S/I, and DMW4I/D) indicate variable conditions over time. After an initial upward spiking of TCE concentrations in late 2003 to early 2004 at wells DMW3I, DMW4I, DMW4D, and DMW5S, TCE concentrations dropped considerably in 2004. TCE concentrations then rebounded upward approximately 50% in most of these wells in 2005 and 2006. Since the rebound peak, TCE

concentrations have decreased steadily at DMW4I and DMW5S, decreased slightly at DMW3I, or increased slightly at DMW4D.

4.1.2.2 1,4-Dioxane

As shown in Table 4-2, 1,4-dioxane was detected in nearly two-thirds (63%) of the 2009 groundwater samples at concentrations ranging from 0.75–1,100 µg/L. The average of all 1,4-dioxane detections is 181 µg/L, with the highest concentrations occurring primarily at the Upper and Intermediate Surficial-Aquifer wells (Figures 4-17 and 4-18). These concentrations increased slightly from the 2008 results. The highest concentration was reported for well DMW3I at 1,100 µg/L, in the Intermediate Surficial-Aquifer east of Pond No. 1. Other elevated concentrations of 1,4-dioxane are co-located with high concentrations of VOCs at the Petroleum Hydrocarbon and Pond No. 1 Plume area (DMW2A, DMW3S, DMW2S). Substantially lower concentrations of 1,4-dioxane were reported for wells at the Drum Area Plume (MW-2, DMW19I, MW-5, DMW5S/I, and DMW6S) and Taxiway Tango Plume area (DMW11S, MW21I, MW22I, and MW23S/I).

1,4-Dioxane was also detected in Lower Surficial-Aquifer groundwater samples in two areas co-located with the highest concentrations of VOCs. 1,4-Dioxane was detected in the Lower Surficial-Aquifer at the Petroleum Hydrocarbon and Pond No. 1 Plume area at wells DMW9D (140 µg/L) and MW20D (5.8 µg/L). 1,4-Dioxane was also detected south and southwest of Pond No. 1 along the VOC-plume longitudinal axis that extends eastward from well DMW1B (160 µg/L) to wells DMW8D (100 µg/L) and DMW4D (75 µg/L). The greatest concentration (490 µg/L) of 1,4-dioxane in this area is at well DMW1A. Well DMW1A appears to be near or in the source area for 1,4-dioxane in this area. 1,4-Dioxane was not detected in the Lower Surficial-Aquifer wells north and northwest of Pond No. 2, nor in the Drum Area Plume, nor in the Taxiway Tango Plume area.

4.1.2.3 Metals

Table 4-2 summarizes detections of total metals (analysis of unfiltered-groundwater samples) and dissolved metals (analysis of filtered-groundwater samples). Table 4-3 summarizes metals that exceed Maryland groundwater standards. As seen in Table 4-3, concentrations of 11 metals exceed the groundwater standards in one or more groundwater samples.

As shown in Table 4-3, concentrations of iron and manganese exceed the standards most frequently for both total and dissolved analyses, with the maximum concentrations of these two metals exceeding standards by more than two orders of magnitude. Concentrations of cadmium exceed the standard in 12 of 65 samples (18%), with the maximum concentration of 1,130 µg/L, exceeding the groundwater standard by more than two orders of magnitude at well DMW1A (see Table 4-2 and Figure 4-19). The greatest concentrations of cadmium are associated with high levels of VOCs in the Intermediate Surficial-Aquifer at wells DMW1A, DMW2A, DMW8I, and DMW3I located south and east of Pond No. 1. However, relatively high cadmium concentrations exceeding the standard are also reported for samples from the Upper and Lower Surficial-Aquifers south and east of Pond No. 1 (e.g., DMW1B, DMW8D and DMW2S).

As shown in Table 4-3, arsenic, nickel, and vanadium concentrations exceed the standards, however the maximum concentration of vanadium is less than two orders of magnitude greater than the groundwater standard, and the maximum levels of arsenic and nickel are less than or slightly greater than one order of magnitude greater than their applicable standards. Concentrations for vanadium and nickel are shown in Figure 4-19. Concentrations of metals such as chromium, lead, mercury, and selenium exceed the standards in less than 10% of the samples, ranging from one exceedance for selenium to three exceedances for lead. Dissolved lead and mercury concentrations did not exceed standards.

4.1.2.4 Petroleum Hydrocarbons

As shown in Table 4-2, TPH-DRO was detected in more than half (57%) of the 2009 groundwater samples at concentrations ranging from 150–1,300 µg/L. Results for TPH-DRO and TPH-GRO are shown in Figure 4-20. The average of all TPH-DRO detections is 508 µg/L, with the greatest concentration reported for well DMW20S at 1,300 µg/L in the Upper Surficial-Aquifer south of the Petroleum Hydrocarbon Area. TPH-GRO was detected in nearly all (96%) of the 2009 groundwater samples at concentrations ranging from 30–70,000 µg/L. The average of all TPH-GRO detections is 4,425 µg/L, with the greatest concentration reported for well DMW9S at 70,000 µg/L, in the Upper Surficial-Aquifer south of the Petroleum Hydrocarbon Area. Substantially lower concentrations of TPH-DRO and TPH-GRO were reported for wells at the Drum Area Plume and Taxiway Tango Plume area.

4.1.2.5 Perchlorate

As shown in Table 4-2, perchlorate was detected in almost a quarter (24%) of the 2009 groundwater samples at concentrations ranging from 0.086–5.8 µg/L. The average of all perchlorate detections is 0.929 µg/L, with the highest concentrations primarily at the Lower Surficial-Aquifer wells (Figure 4-21). Two samples with concentrations exceeding Maryland groundwater criterion of 2.6 µg/L include DMW4D at 5.8 µg/L and DMW4I at 4.6 µg/L, both located east of Pond No. 1. Concentrations of perchlorate less than the groundwater standard were reported for the remaining wells sampled.

4.1.2.6 Natural-Attenuation Parameters

Analyses for natural-attenuation parameters included alkalinity, chloride, dissolved organic carbon, nitrate, nitrite, orthophosphate, sulfate, ethane, ethene, methane, iron, manganese, magnesium, calcium, potassium, and total dissolved solids for six groundwater samples. The results of these analyses are provided in Table 4-4. These samples were collected from wells in the Upper Surficial-Aquifer zone (DMW4S and MW18S), Intermediate Surficial-Aquifer zone (DMW4I, MW14I, and MW18I), and Lower Surficial-Aquifer zone (DMW4D). These include locations with low (MW14I), moderate (DMW4S), and high (DMW4I, DMW4D, MW18S, and MW18I) parent-VOC concentrations. As shown in Table 4-4, TCE is the parent cVOC at these wells. Other common solvents, such as tetrachloroethene and carbon tetrachloride, were not detected, and 1,1,1-trichloroethane was detected only at DMW4I, at a low concentration of 68 µg/L. These analyses were conducted to evaluate whether anaerobic reductive-dechlorination of cVOCs was occurring at the site and whether site conditions could be enhanced by adding electron-donor and/or pH adjustment to stimulate anaerobic reductive-dechlorination.

Anaerobic reductive-dechlorination is evident at the site, as shown by the presence of the TCE breakdown product c-DCE and, to lesser extents, the presence of VOCs trans-1,2-dichloroethene and 1,1-dichloroethene. The DCEs also appear to be degrading in the upper and intermediate zones, as indicated by the presence of VC. At two wells (MW14I and MW18I), ethene concentrations were as much as an order of magnitude higher than at the other four wells sampled, indicating that complete dechlorination may be occurring at these locations. High methane concentrations at these wells also indicate anaerobic conditions. High chloride concentrations, normally associated with anaerobic reductive-dechlorination, were present at most wells; however,

this may also be due to the proximity of nearby surface water, which has salinity levels between those of fresh water and salt water.

The absence of detectable concentrations of VC and a low concentration of ethane at well DMW4D may indicate that slow or incomplete reductive-dechlorination is occurring in the Lower Surficial-Aquifer zone. The lower potential for reductive dechlorination in the deep zone is also indicated by relatively low iron-availability (i.e., low iron concentration), a nitrate concentration greater than 1 milligram per liter (mg/L), a low groundwater pH of 3.94, and a high ORP of 366 millivolts. Sulfate levels ranging from 439–1,600 mg/L were detected in groundwater and must be considered when designing any enhanced anaerobic-reductive-dechlorination strategy. Sulfate is an electron acceptor, and an additional electron donor would be required to overcome these high sulfate concentrations. Additional analysis of the potential for natural attenuation and/or enhanced anaerobic-reductive-dechlorination will be presented later in the feasibility study for this site.

Table 4-1

Groundwater Levels and Elevations - September 2009
Lockheed Martin, Martin State Airport
Middle River, Maryland

Well ID	Aquifer Level	Top of Well Casing Elevation Feet (NGVD 1927)	Depth to Groundwater 9/10/2009 Feet (Below Top of Casing)	Groundwater Elevation 9/10/2009 Feet (NGVD 1927)
DMW-1S	S	11.99	8.81	3.18
DMW-2S	S	22.95	20.85	2.10
DMW-3S	S	17.61	11.79	5.82
DMW-4S	S	21.53	19.69	1.84
DMW-5S	S	22.41	20.39	2.02
DMW-6S	S	19.83	18.78	1.05
DMW-7S	S	22.79	NM	--
DMW-8S	S	16.89	14.44	2.45
DMW-9S	S	12.49	9.49	3.00
MW-10S	S	11.17	8.06	3.11
MW-11S	S	10.10	4.45	5.65
MW-15S	S	8.60	6.66	1.94
MW-16S	S	10.20	9.26	0.94
MW-17S	S	7.61	6.69	0.92
MW-18S	S	8.89	7.72	1.17
MW-20S	S	12.44	10.51	1.93
MW-23S	S	10.01	7.76	2.25
MW-24S	S	7.72	5.20	2.52
MW-25S	S	9.69	5.32	4.37
MW-26S	S	11.72	9.41	2.31
MW-32S	S	7.19	5.62	1.57
MW-33S	S	9.76	7.34	2.42
MW-34S	S	7.46	5.20	2.26
MW-3	S	12.18	8.79	3.39
MW-4	S	11.39	8.15	3.24
MW-5	S	23.77	21.35	2.42
MW-6	S	16.79	14.46	2.33
MW-7	S	11.92	7.27	4.65
OW1-S	S	19.11	NM	--
RW1-S	S	18.97	NM	--
DMW-1A	I	13.02	9.92	3.10
MW-2	I	9.38	7.74	1.64
DMW-2A	I	22.71	20.54	2.17
DMW-3I	I	17.53	15.31	2.22
DMW-4I	I	21.47	19.36	2.11

Table 4-1

Groundwater Levels and Elevations - September 2009
Lockheed Martin, Martin State Airport
Middle River, Maryland

Well ID	Aquifer Level	Top of Well Casing Elevation Feet (NGVD 1927)	Depth to Groundwater 9/10/2009 Feet (Below Top of Casing)	Groundwater Elevation 9/10/2009 Feet (NGVD 1927)
DMW-5I	I	22.49	20.36	2.13
DMW-6I	I	19.68	17.56	2.12
DMW-7I	I	23.00	20.61	2.39
DMW-8I	I	17.19	14.84	2.35
DMW-9I	I	12.49	9.59	2.90
MW-1	I	10.69	NM	--
MW-10I	I	11.09	8.87	2.22
MW-11I	I	10.18	6.78	3.40
MW-14I	I	11.72	10.72	1.00
MW-15I	I	8.79	6.63	2.16
MW-16I	I	10.06	8.11	1.95
MW-17I	I	7.68	6.12	1.56
MW-18I	I	8.91	7.86	1.05
MW-19I	I	7.90	6.48	1.42
MW-20I	I	12.39	10.42	1.97
MW-21I	I	10.83	8.75	2.08
MW-22I	I	11.01	8.61	2.40
MW-23I	I	10.07	7.84	2.23
MW-24I	I	7.68	5.15	2.53
MW-25I	I	9.72	7.31	2.41
MW-26I	I	11.67	9.44	2.23
MW-28I	I	8.65	6.57	2.08
MW-32I	I	7.21	5.71	1.50
MW-33I	I	9.73	7.38	2.35
MW-34I	I	7.39	5.15	2.24
OW1-I	I	18.06	17.02	1.04
RW1-I	I	18.44	17.40	1.04
DMW-1B	D	13.01	10.11	2.90
DMW-2B	D	22.70	20.35	2.35
DMW-3D	D	17.55	15.26	2.29
DMW-4D	D	21.48	19.32	2.16
DMW-5D	D	22.49	20.38	2.11
DMW-6D	D	19.65	17.52	2.13
DMW-7D	D	22.95	20.57	2.38
DMW-8D	D	17.23	14.79	2.44

Table 4-1

Groundwater Levels and Elevations - September 2009
Lockheed Martin, Martin State Airport
Middle River, Maryland

Well ID	Aquifer Level	Top of Well Casing Elevation Feet (NGVD 1927)	Depth to Groundwater 9/10/2009 Feet (Below Top of Casing)	Groundwater Elevation 9/10/2009 Feet (NGVD 1927)
DMW-9D	D	12.49	9.68	2.81
MW-14D	D	11.56	7.71	3.85
MW-15D	D	8.77	6.61	2.16
MW-16D	D	10.22	8.26	1.96
MW-17D	D	7.56	5.88	1.68
MW-18D	D	8.88	NM	--
MW-19D	D	7.94	6.48	1.46
MW-20D	D	12.40	10.74	1.66
MW-21D	D	10.78	9.10	1.68
MW-22D	D	11.02	9.02	2.00
MW-23D	D	10.03	8.16	1.87
MW-26D	D	11.66	9.42	2.24
MW-27D	DD	8.39	5.65	2.74
MW-29D	DD	11.43	11.89	-0.46
MW-30D	DD	8.26	8.00	0.26
MW-31D	DD	6.95	7.47	-0.52

S = Upper Surficial-Aquifer
I = Intermediate Surficial-Aquifer
D = Lower Surficial-Aquifer
DD = Deep Confined-Aquifer
NM = Not measured
NGVD = National Geodetic Vertical Datum

Table 4-2

Statistical Summary of Groundwater Sample Results - August-September 2009
Lockheed Martin, Martin State Airport, Middle River, Maryland
Page 1 of 3

Chemical	Frequency of Detection		Mininum Non Detected	Maximum Non Detected	Mininum Detected	Maximum Detected	Sample of Maximum Detected	Mean of All Samples	Mean of Positive Detects	Standard Deviation
	Number	Percent								
VOLATILES (ug/l)										
CIS-1,2-DICHLOROETHENE	46/65	71%	0.17	0.85	0.51 J	41000	MSA-DMW11S	1515	2141	5542
TRICHLOROETHENE	41/65	63%	0.17	280	0.3 J	36000	MSA-DMW11S	2115	3349	5693
1,4-DIOXANE	34/54	63%	1	1	0.75 L	1100	MSA-DMW3I	114	181	231
VINYL CHLORIDE	39/65	60%	0.22	55	0.32 J	56000	MSA-DMW9S	1222	2035	6954
1,2-DICHLOROETHANE	18/65	28%	0.22	370	0.26 J	160 J	MSA-DMW3I	13.7	22.2	35.3
TRANS-1,2-DICHLOROETHENE	17/65	26%	0.19	320	0.19 J	180 J	MSA-DMW11S	14.1	29.4	34.2
CHLOROFORM	15/65	23%	0.16	270	0.49 J	950	MSA-DMW11S	26.1	89.9	123
BENZENE	13/65	20%	0.13	93	0.35 J	570 J	MSA-DMW9S	14.6	54.0	70.8
1,1-DICHLOROETHENE	11/65	17%	0.19	320	0.24 J	160 J	MSA-DMW11S	11.7	28.8	30.1
CARBON DISULFIDE	8/65	12%	0.13	220	0.2 J	1.1	MSA-MW32I	5.89	0.690	15.7
CHLOROBENZENE	6/65	9%	0.15	250	0.33 J	560	MSA-MW20S	20.0	146	77.6
TOLUENE	6/65	9%	0.13	150	0.3 J	6500	MSA-DMW9S	132	1390	827
1,2,4-TRICHLOROBENZENE	5/65	8%	0.15	250	0.73 J	560	MSA-DMW3I	23.5	240	95.0
CARBON TETRACHLORIDE	3/65	5%	0.13	220	0.37 J	23 J	MSA-DMW9I	6.13	8.86	15.9
1,2-DICHLOROBENZENE	2/65	3%	0.13	220	0.36 J	1.2 J	MSA-MW16S	5.82	0.780	15.8
1,3-DICHLOROBENZENE	2/65	3%	0.14	230	0.4 J	0.75 J	MSA-MW23S	6.23	0.575	16.6
1,4-DICHLOROBENZENE	2/65	3%	0.13	220	0.37 J	0.45 J	MSA-MW16S	5.81	0.410	15.8
BROMODICHLOROMETHANE	2/65	3%	0.15	250	0.17 J	0.94 J	MSA-MW32I	6.71	0.555	18.1
ETHYLBENZENE	2/65	3%	0.17	120	27 J	2100	MSA-DMW9S	38.0	1064	260
M+P-XYLENES	2/65	3%	0.24	170	19	19000	MSA-DMW9S	300	9510	2356
O-XYLENE	2/65	3%	0.14	100	2.5	1400 J	MSA-DMW9S	26.0	701	173
TOTAL XYLENES	2/65	3%	0.28	200	21	21000	MSA-DMW9S	332	10511	2604
1,1,1-TRICHLOROETHANE	1/65	2%	0.22	370	68 J	68 J	MSA-DMW4I	10.6	68.0	27.6
1,2,3-TRIMETHYLBENZENE	1/65	2%	0.0059	9.8	0.056 J	0.056 J	MSA-MW32I	0.264	0.056	0.707
1,2,4-TRIMETHYLBENZENE	1/65	2%	0.12	86	210 J	210 J	MSA-DMW9S	7.03	210	26.8
2-BUTANONE	1/65	2%	0.57	950	0.94 J	0.94 J	MSA-MW32I	25.2	0.940	68.3
CHLORODIBROMOMETHANE	1/65	2%	0.18	300	0.57 J	0.57 J	MSA-MW32I	8.01	0.570	21.6
CHLOROMETHANE	1/65	2%	0.3	500	0.31 J	0.31 J	MSA-MW34S	13.3	0.310	35.9
ISOPROPYLBENZENE	1/65	2%	0.13	220	0.19 J	0.19 J	MSA-DMW1S	5.80	0.190	15.8
SEC-BUTYLBENZENE	1/65	2%	0.13	220	0.26 J	0.26 J	MSA-MW23S	5.80	0.260	15.8
TERT-BUTYLBENZENE	1/65	2%	0.13	220	0.36 J	0.36 J	MSA-MW23S	5.81	0.360	15.8
ETHENE	6/6	100%	-	-	1.6	36 J	MSA-MW14I	13.1	13.1	14.4
ETHANE	4/6	67%	0.27	0.27	0.95	31 J	MSA-MW14I	6.37	9.49	12.1
METHANE	6/6	100%	-	-	21	1000 J	MSA-MW14I	317	317	360

Table 4-2

Statistical Summary of Groundwater Sample Results - August-September 2009
Lockheed Martin, Martin State Airport, Middle River, Maryland

Chemical	Frequency of Detection		Mininum Non Detected	Maximum Non Detected	Mininum Detected	Maximum Detected	Sample of Maximum Detected	Mean of All Samples	Mean of Positive Detects	Standard Deviation
	Number	Percent								
SEMIVOLATILES (ug/l)										
DIETHYL PHTHALATE	1/6	17%	0.6	0.6	1.6	1.6	MSA-MW34S	0.517	1.60	0.531
TOTAL METALS (ug/l)										
BARIUM	65/65	100%	-	-	3.1	539	MSA-MW26S	53.6	53.6	70.4
CALCIUM	6/6	100%	-	-	43200	189000	MSA-MW14I	117750	117750	60092
MAGNESIUM	6/6	100%	-	-	31200	202000	MSA-MW18S	80267	80267	62176
MANGANESE	65/65	100%	-	-	12.3	13400 J	MSA-MW6	2448	2448	2769
POTASSIUM	6/6	100%	-	-	5050	42500 J	MSA-MW18S	15905	15905	14175
SILICA	6/6	100%	-	-	4270	30200	MSA-MW18S	17512	17512	10296
SODIUM	6/6	100%	-	-	44600	560000	MSA-MW18S	196600	196600	183500
COBALT	61/65	94%	0.12	0.37	0.12	724	MSA-MW24S	81.6	87.0	135
IRON	61/65	94%	58.6	97.4	239	238000	MSA-MW24S	31142	33181	46327
NICKEL	61/65	94%	0.2	1	1.4 K	991	MSA-MW24S	57.9	61.6	128
ARSENIC	54/65	83%	0.12	0.93	0.28	82.2 J	MSA-DMW1B	8.34	10.00	15.4
VANADIUM	50/65	77%	0.29	0.6	0.62	116	MSA-MW24S	7.35	9.49	17.2
CHROMIUM	49/65	75%	0.36	1.7	0.84	303	MSA-DMW1A	14.0	18.5	42.7
SELENIUM	43/65	66%	0.14	1.1	0.16	149	MSA-MW24S	5.96	8.94	19.7
ZINC	43/65	66%	2.2	51.6	18.3 J	3150	MSA-MW24S	196	291	423
COPPER	41/65	63%	0.079	3.7	0.47	534	MSA-DMW6I	26.4	41.6	72.4
LEAD	39/65	60%	0.028	1.2	0.12 K	38	MSA-DMW9I	2.79	4.54	6.00
BERYLLIUM	36/65	55%	0.025	0.48	0.055	9.9	MSA-MW24S	1.10	1.95	2.05
CADMIUM	29/65	45%	0.014	0.43	0.073	1130	MSA-DMW1A	47.9	107	174
MOLYBDENUM	14/65	22%	0.2	1.8	0.97	4.3	MSA-DMW11I	0.794	2.43	1.00
MERCURY	10/65	15%	0.1	0.2	0.11 K	13.2	MSA-DMW4D	0.341	1.93	1.66
ANTIMONY	4/65	6%	0.043	0.82	0.51	1.7	MSA-DMW3S, MSA-DMW9I	0.160	1.12	0.297
SILVER	2/65	3%	0.02	0.2	0.08 K	0.15 K	MSA-DMW4I	0.022	0.115	0.025
THALLIUM	1/65	2%	0.072	0.78	0.2	0.2	MSA-MW14I	0.085	0.200	0.059

Table 4-2

Statistical Summary of Groundwater Sample Results - August-September 2009
Lockheed Martin, Martin State Airport, Middle River, Maryland

Chemical	Frequency of Detection		Mininum Non Detected	Maximum Non Detected	Mininum Detected	Maximum Detected	Sample of Maximum Detected	Mean of All Samples	Mean of Positive Detects	Standard Deviation
	Number	Percent								
FILTERED METALS (ug/l)										
BARIUM	65/65	100%	-	-	2.3	582	MSA-MW26S	49.6	49.6	75.9
MANGANESE	65/65	100%	-	-	11.8	12600	MSA-MW6	2474	2474	2808
COBALT	60/65	92%	0.11	0.39	0.078	692	MSA-MW24S	80.9	87.6	134
NICKEL	59/65	91%	0.3	1.3	1	942	MSA-MW24S	55.2	60.8	122
IRON	58/65	89%	4.7	73.9	175	222000	MSA-MW24S	29045	32548	45387
ARSENIC	51/65	78%	0.12	1.1	0.22 J	77.3	MSA-MW24S	6.38	8.10	11.5
SELENIUM	38/65	58%	0.14	1.2	0.15	139	MSA-MW24S	5.65	9.57	18.7
ZINC	37/65	57%	1.5	54.2	16.8 J	2860	MSA-MW24S	138	239	368
CHROMIUM	32/65	49%	0.19	1.3	0.83	171	MSA-DMW1A	4.99	9.82	21.3
BERYLLIUM	31/65	48%	0.025	0.6	0.073	10.4	MSA-DMW4I	1.00	2.05	2.03
VANADIUM	30/65	46%	0.29	0.6	0.6	141	MSA-MW24S	3.91	8.21	17.5
COPPER	27/65	42%	0.064	2.1	0.47	157	MSA-MW24S	12.2	29.0	27.6
LEAD	24/65	37%	0.028	0.79	0.1 K	6.8	MSA-DMW4I	0.708	1.80	1.41
CADMIUM	23/65	35%	0.014	0.41	0.041	1070	MSA-DMW1A	43.4	123	166
MOLYBDENUM	7/65	11%	0.2	2.2	0.48	2.6	MSA-DMW11I	0.426	1.97	0.623
MERCURY	4/65	6%	0.1	0.24	0.11 K	0.34	MSA-DMW4D	0.059	0.178	0.040
MISCELLANEOUS (mg/l)										
ALKALINITY	4/6	67%	1.1	1.1	26	270	MSA-MW18S	80.0	120	103
CHLORIDE	6/6	100%	-	-	23.3 J	594	MSA-MW18S	207	207	211
DISSOLVED ORGANIC CARBON	6/6	100%	-	-	4	33	MSA-MW18S	11.3	11.3	10.8
HEXAVALENT CHROMIUM	14/42	33%	0.002	0.02	0.002 L	0.01	MSA-DMW11S	0.002	0.005	0.002
NITRATE-N	2/6	33%	0.023	0.023	0.1	2.8	MSA-DMW4D	0.491	1.45	1.13
SULFATE	6/6	100%	-	-	439	1600	MSA-MW18S	895	895	405
TOTAL DISSOLVED SOLIDS	6/6	100%	-	-	1100	3500	MSA-MW18S	1667	1667	922
MISCELLANEOUS (ug/l)										
PERCHLORATE	14/59	24%	0.082	0.082	0.086 J	5.8	MSA-DMW4D	0.252	0.929	0.947
PETROLEUM HYDROCARBONS (ug/l)										
DIESEL RANGE ORGANICS	13/23	57%	46	840	150	1300	MSA-MW20S	340	508	308
GASOLINE RANGE ORGANICS	22/23	96%	28	28	30 J	70000	MSA-DMW9S	4233	4425	14768

Footnotes:
For non-detects, 1/2 sample quantitation limit was used as a proxy concentration.
1/2 the detection limit was used for B qualified data.

Table 4-3

Summary of Metals Exceeding Maryland Groundwater Standards, August-September 2009
Lockheed Martin, Martin State Airport, Middle River, Maryland

Analyte	MDE Groundwater Standard[1] (ug/L)	Total Metals Samples			Filtered Metals Samples		
		Detections Exceeding Standards		Maximum Concentration	Detections Exceeding Standards		Maximum Concentration
		(Quantity)	(Percent)[2]	(ug/L)	(Quantity)	(Percent)[2]	(ug/L)
Arsenic	10	14	22%	82.2	12	18%	77
Beryllium	4	6	9%	9.9	7	11%	10.4
Cadmium	5	12	18%	1,130	11	17%	1,070
Chromium	100	2	3%	303	1	2%	171
Iron	300	60	92%	238,000	55	85%	222,000
Lead	15	3	5%	38	0	0%	6.8
Manganese	50	59	91%	13,400	58	89%	12,600
Mercury	2	2	3%	13.2	0	0%	0.34
Nickel	73	15	23%	991	14	22%	942
Selenium	50	1	2%	149	1	2%	139
Vanadium	3.7	23	35%	116	11	17%	141

1 MDE Soil and Groundwater Standards, Interim Final 2.1, June 2008.
2 Total number of samples is 65 for listed analytes.
ug/L = Micrograms per liter (i.e., parts per billion)

Table 4-4

Volatile Organic Compounds, Degradation Products and Natural Attenuation Parameters for Selected Groundwater Samples - August-September 2009
Lockheed Martin Martin State Airport, Middle River, Maryland

SAMPLE ID:	MSA-DMW4S-090309	MSA-DMW4I-090109	MSA-DMW4D-090309	MSA-MW14I-090809	MSA-MW18S-090109	MSA-MW18I-090109
LABORATORY ID:	A9I040243010	A9I020192010	A9I040243011	A9I090172002	A9I020192006	A9I020192007
SAMPLE DATE:	9/3/2009	9/1/2009	9/3/2009	9/8/2009	9/1/2009	9/1/2009
LOCATION:	MSA-DMW4S	MSA-DMW4I	MSA-DMW4D	MSA-MW14I	MSA-MW18S	MSA-MW18I
VOLATILES (ug/l)						
CHLOROETHENES						
TETRACHLOROETHENE	5.8 U	48 U	48 U	14 U	36 U	97 U
TRICHLOROETHENE	630	5800	5800	17 J	4000	12000
CIS-1,2-DICHLOROETHENE	120	2100	400	1300	370	1100
TRANS-1,2-DICHLOROETHENE	3.8 U	32 J	32 U	12 J	24 U	63 U
1,1-DICHLOROETHENE	11 J	83 J	32 U	15 J	24 U	63 U
VINYL CHLORIDE	37	140 J	37 U	940	250	650
ETHENE	2.5	4.3	1.6	36 J	8	26
CHLOROETHANES						
1,1,1-TRICHLOROETHANE	4.4 U	68 J	37 U	11 U	28 U	73 U
1,1-DICHLOROETHANE	3 U	25 U	25 U	7.5 U	19 U	50 U
1,2-DICHLOROETHANE	9.2 J	37 U	37 U	11 J	30 J	73 U
CHLOROETHANE	5.8 U	48 U	48 U	14 U	36 U	97 U
ETHANE	3.3	0.27 U	0.27 U	31 J	0.95	2.7
CHLOROMETHANES						
CARBON TETRACHLORIDE	2.6 U	22 U	22 U	6.5 U	16 U	43 U
CHLOROFORM	3.2 U	27 U	27 U	8 U	20 U	53 U
METHYLENE CHLORIDE	21 B	55 U	190 B	16 U	43 B	110 U
CHLOROMETHANE	6 U	50 U	50 U	15 U	38 U	100 U
METHANE	210	53	21	1000 J	230	390
TOTAL METALS (ug/l)						
CALCIUM	118000	103000	67300	189000	186000	43200
IRON (TOTAL)	49400	15300	3930	71600	163000	27200
IRON (DISSOLVED)	47900	15000	224	70900	138000	22300
MAGNESIUM	76500	72900	57900	31200	202000	41100
MANGANESE (TOTAL)	6210	8010	6300	2230 J	4420	5490
MANGANESE (DISSOLVED)	6240	8670	6960	2200 J	4180	5560
POTASSIUM	20700	10000 J	5050	11300	42500 J	5880 J
SILICA	11800 K	28700	18500 K	4270	30200	11600
SODIUM	170000	124000	119000	44600	560000	162000
MISCELLANEOUS (mg/l)						
ALKALINITY	73	1.1 U	1.1 U	110 J	270	26
CHLORIDE	105	94	123	23.3 J	594	305
DISSOLVED ORGANIC CARBON	8	7	4	10	33	6
NITRATE-N	0.023 U	0.1	2.8	0.023 U	0.023 UJ	0.023 U
NITRITE-N	0.012 U	0.012 U	0.012 U	0.012 U	0.012 UJ	0.012 U
ORTHOPHOSPHATE-P	0.044 UL	0.044 U	0.044 UL	0.044 U	0.044 U	0.044 U
SULFATE	908 L	1050	723 L	649 J	1600	439
TOTAL DISSOLVED SOLIDS	1500	1600	1200	1100	3500	1100
FIELD MEASUREMENTS						
pH (STANDARD UNITS)	5.19	4.13	3.94	6.81	4.65	5.09
ORP (MILLIVOLTS)	61	286	366	-81	210	1.1
TEMPERATURE (DEGREES CELSIUS)	15.03	14.88	15.09	15.47	14.75	14.36
DISSOLVED OXYGEN (mg/L)	1.20	4.15	1.20	4.19	12.55	1.26
PETROLEUM HYDROCARBONS (ug/l)						
DIESEL RANGE ORGANICS	270	NA	NA	NA	320 B	NA
GASOLINE RANGE ORGANICS	310	NA	NA	NA	1700 J	NA
BENZENE	2.6 U	22 U	22 U	11 J	16 U	43 U
TOLUENE	2.6 U	22 U	22 U	6.5 U	16 U	43 U
ETHYLBENZENE	3.4 U	28 U	28 U	8.5 U	21 U	57 U
XYLENES (TOTAL)	5.6 U	47 U	47 U	14 U	35 U	93 U

B - Analyte was detected but is considered to be a laboratory contaminant.

J - Positive value is considered estimated as a result of technical noncompliance.

K - Positive value is considered biased high as a result of technical noncompliance.

L - Positive value is considered biased low as a result of technical noncompliance.

U - Not detected at a concentration equal to or greater than the level shown left of the letter.

NA - Not analyzed

ug/L - micrograms per liter (i.e., parts per billion)

mg/L - milligrams per liter (i.e., parts per million)

Map Document: (K:\GProject\MartinStateAirport-LMC\MapDocs\MXD\Maps\Groundwater monitoring well locs Shallow Nov2009 updated contour.mxd)
1/29/2010 -- 3:21:46 PM

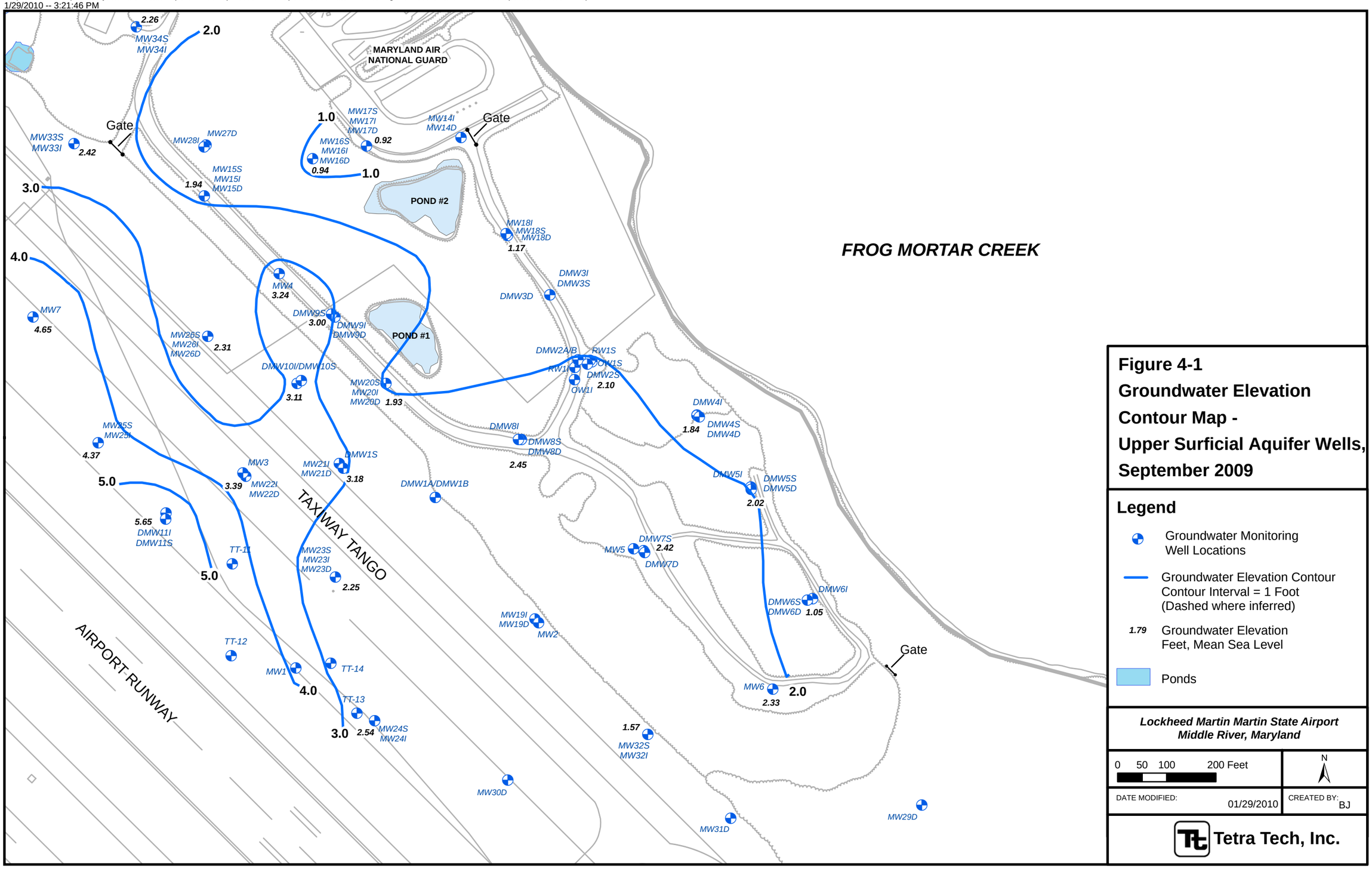

Figure 4-1
Groundwater Elevation Contour Map - Upper Surficial Aquifer Wells, September 2009

Legend

- Groundwater Monitoring Well Locations
- Groundwater Elevation Contour
  Contour Interval = 1 Foot
  (Dashed where inferred)
- 1.79 Groundwater Elevation Feet, Mean Sea Level
- Ponds

Lockheed Martin Martin State Airport
Middle River, Maryland

0 50 100 200 Feet

N

DATE MODIFIED: 01/29/2010

CREATED BY: BJ

Tetra Tech, Inc.

Map Document: (K:\GProject\MartinStateAirport-LMC\MapDocs\MXD\Maps\Groundwater monitoring well locs Intermediate Sep2009 updated Jan 2010.mxd)
1/29/2010 -- 3:36:17 PM

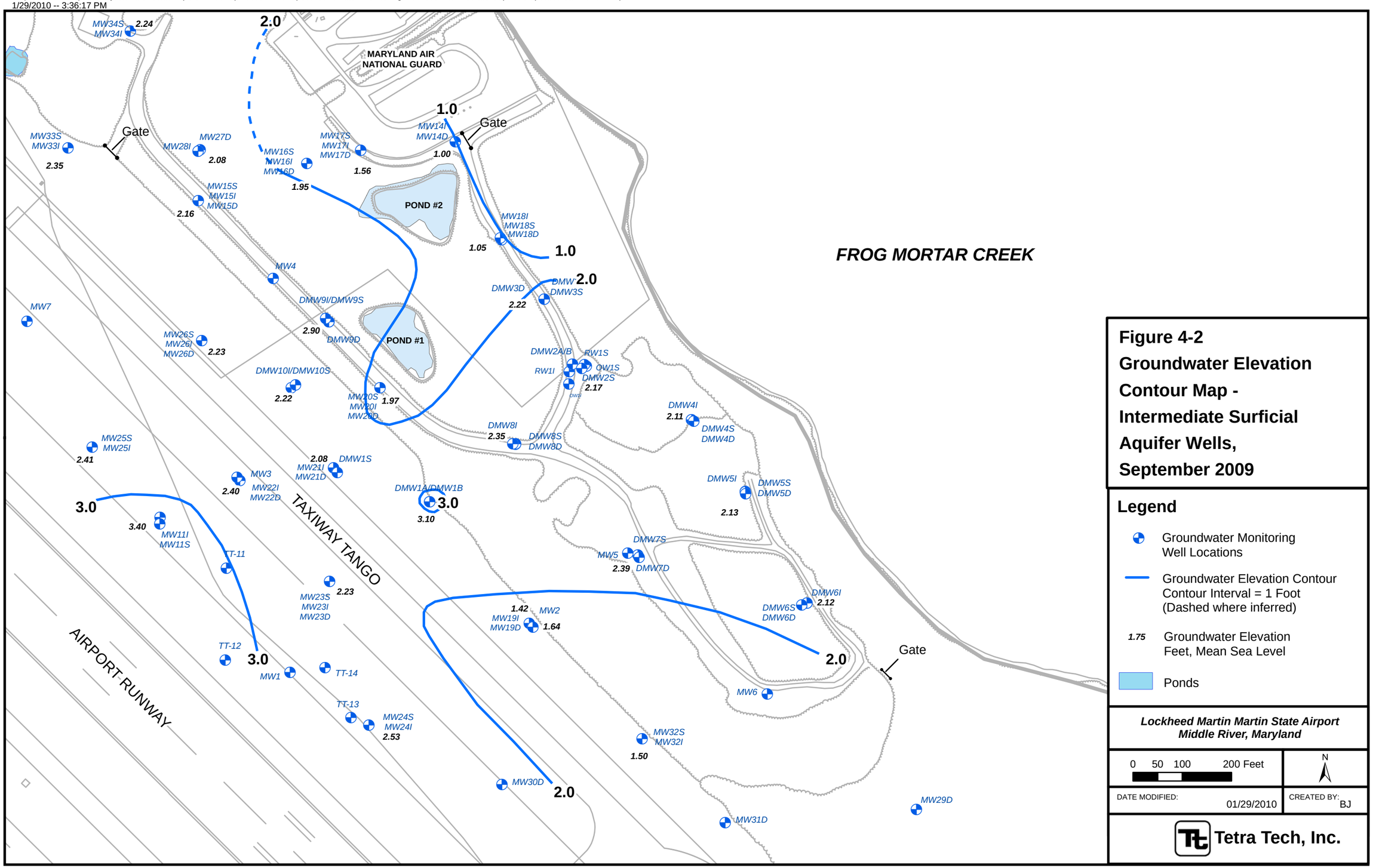

Figure 4-2
Groundwater Elevation Contour Map - Intermediate Surficial Aquifer Wells, September 2009

Legend

- Groundwater Monitoring Well Locations
- Groundwater Elevation Contour Contour Interval = 1 Foot (Dashed where inferred)
- 1.75 Groundwater Elevation Feet, Mean Sea Level
- Ponds

Lockheed Martin Martin State Airport
Middle River, Maryland

0 50 100 200 Feet

N

DATE MODIFIED: 01/29/2010

CREATED BY: BJ

Tetra Tech, Inc.

Map Document: (K:\GProject\MartinStateAirport-LMC\MapDocs\MXD\Maps\Groundwater monitoring well locs Deep Sep2009.mxd)
11/12/2009 -- 2:02:13 PM

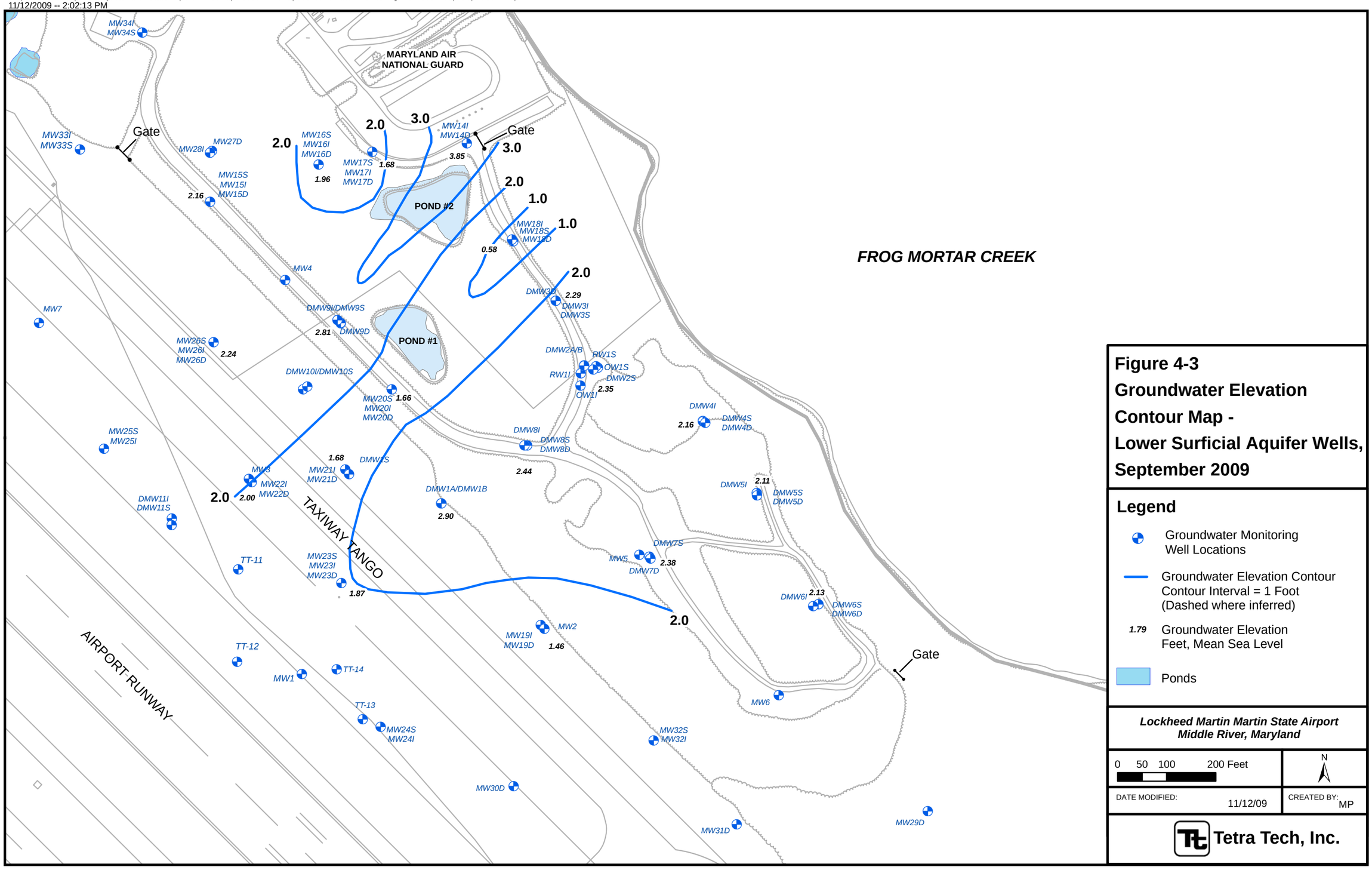

Figure 4-3
Groundwater Elevation Contour Map - Lower Surficial Aquifer Wells, September 2009

Legend

- Groundwater Monitoring Well Locations
- Groundwater Elevation Contour Contour Interval = 1 Foot (Dashed where inferred)
- 1.79 Groundwater Elevation Feet, Mean Sea Level
- Ponds

Lockheed Martin Martin State Airport
Middle River, Maryland

0 50 100 200 Feet

N

DATE MODIFIED: 11/12/09

CREATED BY: MP

Tetra Tech, Inc.

Map Document: (K:\GProject\MartinStateAirport-LMC\MapDocs\MXD\Maps\Elevation Contour Map Deep Wells 11 12 09.mxd)
11/12/2009 -- 2:07:01 PM

MARYLAND AIR NATIONAL GUARD

FROG MORTAR CREEK

POND #1

POND #2

Petroleum Hydrocarbon Area

Drum Area

TAXIWAY TANGO

AIRPORT RUNWAY

MW34S MW34I MW34D

MW33S MW33I MW33D

MW27D MW28I

2.74

MW16S MW16I MW16D

MW17S MW17I MW17D

MW14I MW14D

Gate

Gate

MW15S MW15I MW15D

MW18I MW18S

MW4

2.0

DMW9I/DMW9S

DMW9D

MW7

MW26S MW26I MW26D

DMW10I/DMW10S

2.0

MW20S MW20I MW20D

DMW3I DMW3S

DMW3D

DMW2A/B

RW1S

OW1S

RW1I

DMW2S

OW1I

DMW4I

DMW4S DMW4D

DMW8I

DMW8S DMW8D

MW25S MW25I

MW3

MW21I MW21D

DMW1S

MW22I MW22D

DMW1A/DMW1B

1.0

DMW5I

DMW5S DMW5D

DMW11I DMW11S

TT-11

MW23S MW23I MW23D

DMW7S

MW5

DMW7D

1.0

MW2

DMW6I

DMW6S DMW6D

MW19I MW19D

TT-12

MW1

TT-14

TT-13

MW24S MW24I

Gate

0.0

MW6

MW32S MW32I MW32D

MW30D

0.26

MW29D

-0.46

MW31D

-0.52

0.0

Figure 4-4
Groundwater Elevation Contour Map- Deep Confined Aquifer Wells, September 2009

Legend

- Groundwater Monitoring Well Location
- Groundwater Elevation Contour Contour Interval = 1 Foot
- 2.74 Groundwater Elevation Feet, Mean Sea Level
- Ponds

Lockheed Martin Martin State Airport
Middle River, Maryland

0 50 100 200 Feet

N

DATE MODIFIED: 11/12/09

CREATED BY: MP

Tetra Tech, Inc.

Map Document: (K:\GProject\MartinStateAirport-LMC\MapDocs\MXD\Maps\Groundwater monitoring well locs Shallow Sep2009 Tags.mxd) 11/04/2009

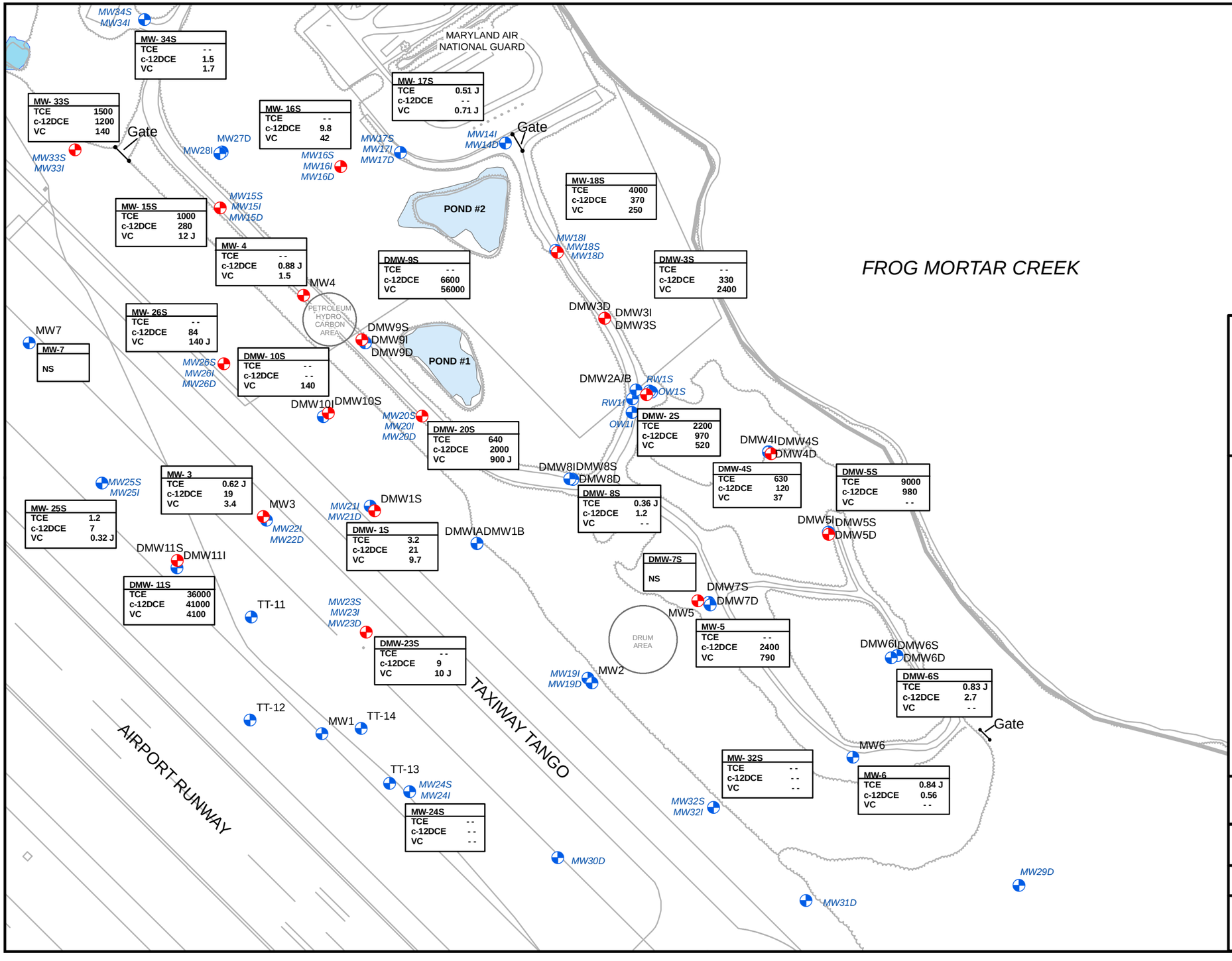

Figure 4-5
Concentrations of Major Chlorinated VOCs in Groundwater- Upper Surficial Aquifer, August- September 2009

Legend

- Groundwater Well Location
- Indicates One or More Analytes Exceed the MCL
- J Estimated Value Below Reporting Limit
- NS Not Sampled
- - - Not Detected

KEY

Well ID	
Analyte	Concentration In Micrograms Per Liter

Ponds

TCE = Trichloroethene (MCL = 5 ug/L)
c-12DCE = cis-1,2-Dichloroethene (MCL = 70 ug/L)
VC = Vinyl chloride (MCL = 2 ug/L)

Lockheed Martin Martin State Airport
Middle River, Maryland

0 50 100 200 Feet

N

DATE MODIFIED: 11/12/09

CREATED BY: MP

Tetra Tech, Inc.

Map Document: (K:\GProject\MartinStateAirport-LMC\MapDocs\MXD\Maps\Groundwater monitoring well locs Intermediate Sep 2009 Tags.mxd) 11/04/2009

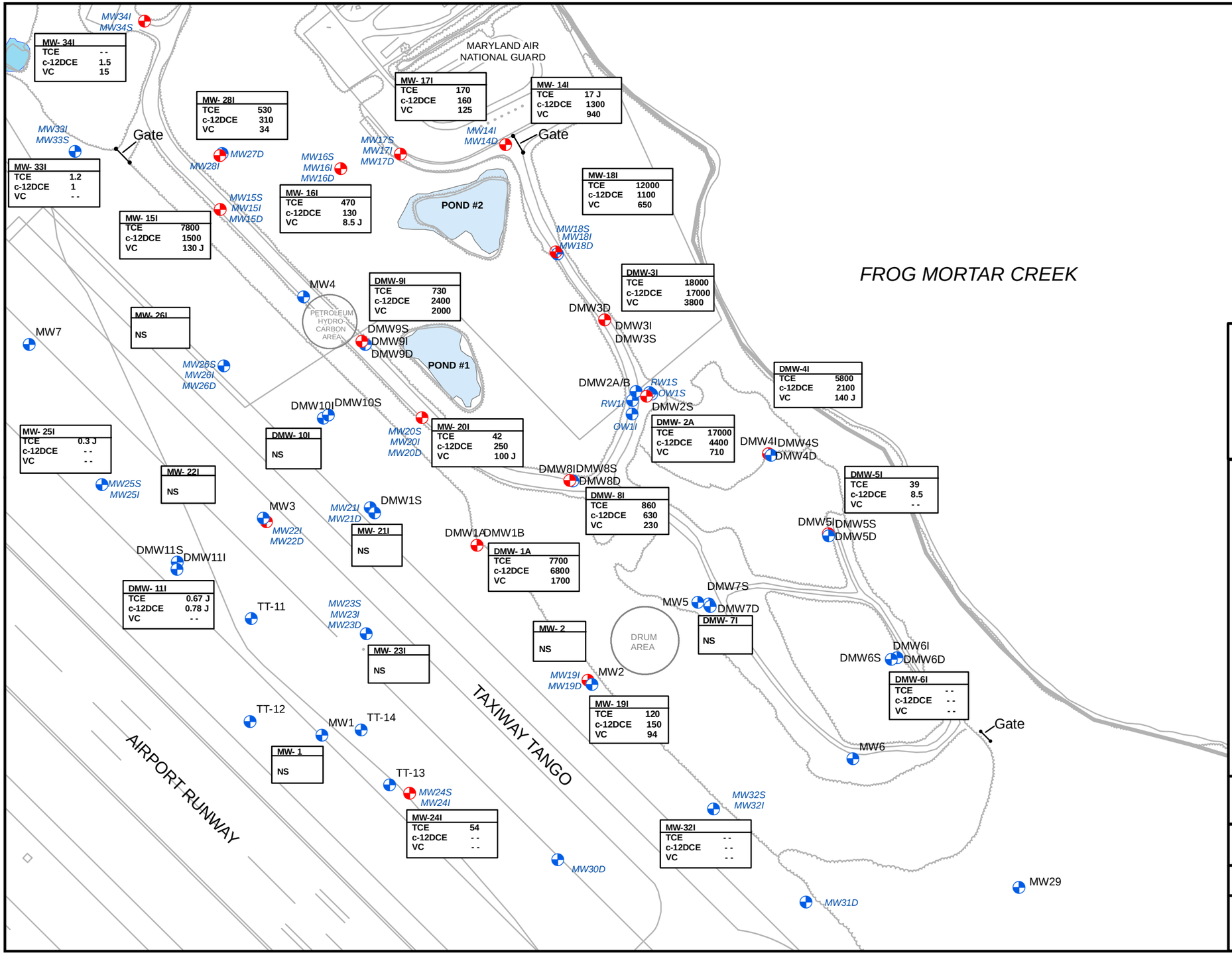

Figure 4-6
Concentrations of Major Chlorinated VOCs in Groundwater- Intermediate Surficial Aquifer, August- September 2009

Legend

- Groundwater Well Location
- Indicates One or More Analytes Exceed the MCL
- J Estimated Value Below Reporting Limit
- NS Not Sampled
- - - Not Detected

KEY

Well ID	
Analyte	Concentration In Micrograms Per Liter

Ponds

TCE = Trichloroethene (MCL = 5 ug/L)
c-12DCE = cis-1,2-Dichloroethene (MCL= 70 ug/L)
VC = Vinyl chloride (MCL = 2 ug/L)

Lockheed Martin Martin State Airport
Middle River, Maryland

0 50 100 200 Feet

N

DATE MODIFIED: 11/12/09

CREATED BY: MP

Tetra Tech, Inc.

Map Document: (K:\GProject\MartinStateAirport-LMC\MapDocs\MXD\Maps\Groundwater monitoring well locs Deep Sep2009 Tags.mxd) 11/04/2009

MW34S
MW34I
MARYLAND AIR NATIONAL GUARD
MW- 14D
TCE --
c-12DCE --
VC --
MW- 17D
NS
MW33S
MW33I
Gate
MW28I
MW27D
MW17S
MW17I
MW17D
MW14I
MW14D
Gate
MW16S
MW16I
MW16D
MW- 16D
TCE --
c-12DCE --
VC --
POND #2
MW-18D
NS
MW15S
MW15I
MW15D
MW- 15D
TCE --
c-12DCE --
VC --
MW18I
MW18S
FROG MORTAR CREEK
DMW-3D
TCE 0.97 J
c-12DCE --
VC --
MW4
DMW-9D
TCE 4000
c-12DCE 480
VC 35 J
DMW3D
DMW3I
DMW3S
MW- 26D
NS
PETROLEUM HYDRO-CARBON AREA
DMW9S
DMW9I
DMW9D
POND #1
MW7
MW26S
MW26I
MW26D
DMW- 2B
NS
DMW2A/B
RW1I
OW1I
RW1I
OW1I
DMW2S
DMW-4D
TCE 5800
c-12DCE 400
VC --
DMW10I
DMW10S
MW20S
MW20I
MW20D
MW- 20D
TCE 26
c-12DCE 2.9
VC 0.46 J
DMW4I
DMW4D
DMW4S
MW- 22D
TCE --
c-12DCE --
VC --
DMW8I
DMW8S
DMW8D
DMW- 8D
TCE 690
c-12DCE 570
VC 480
MW25S
MW25I
MW3
MW21I
MW21D
DMW1S
DMW5I
DMW5S
DMW5D
MW- 21D
NS
MW22I
MW22D
DMW1AI
DMW1B
DMW- 1B
TCE 490
c-12DCE 2400
VC 2800
DMW-5D
NS
DMW11S
DMW11I
DMW7S
MW5
DMW7D
TT-11
MW23S
MW23I
MW23D
DRUM AREA
DMW- 7D
NS
DMW6I
DMW6S
DMW6D
MW- 23D
TCE 0.91 J
c-12DCE --
VC --
MW2
MW19I
MW19D
DMW-6D
TCE --
c-12DCE --
VC --
MW- 19D
TCE 3.7
c-12DCE --
VC --
Gate
TT-12
MW1
TT-14
TAXIWAY TANGO
AIRPORT RUNWAY
MW6
TT-13
MW24S
MW24I
MW32S
MW32I
MW30D
MW29D
MW31D

Figure 4-7
Concentrations of Major Chlorinated VOCs in Groundwater- Lower Surficial Aquifer, August- September 2009

Legend

- Groundwater Well Location
- Indicates One or More Analytes Exceed the MCL
- J Estimated Value Below Reporting Limit
- NS Not Sampled
- - - Not Detected

KEY

Well ID	
Analyte	Concentration In Micrograms Per Liter

Ponds

TCE = Trichloroethene (MCL = 5 ug/L)
c-12DCE = cis-1,2-Dichloroethene (MCL = 70 ug/L)
VC = Vinyl chloride (MCL = 2 ug/L)

Lockheed Martin Martin State Airport
Middle River, Maryland

0 50 100 200 Feet

N

DATE MODIFIED: 11/12/09

CREATED BY: MP

Tetra Tech, Inc.

Map Document: (K:\GProject\MartinStateAirport-LMC\MapDocs\MXD\Maps\Groundwater monitoring well locs Confined Sep2009_Tags.mxd) 11/04/2009

MW34S
MW34I

MARYLAND AIR
NATIONAL GUARD

MW- 27D	
TCE	- -
c-12DCE	- -
VC	- -
Benzene	- -
Ethylbenzene	- -
Toluene	- -
Xylene	- -

MW33S
MW33I

Gate

MW27D
MW28I

MW16S
MW16I
MW16D

MW17S
MW17I
MW17D

MW14I
MW14D

Gate

MW15S
MW15I
MW15D

POND #2

MW18I
MW18S

FROG MORTAR CREEK

MW4

PETROLEUM
HYDRO-
CARBON
AREA

DMW3D
DMW3I
DMW3S

MW7

DMW9S
DMW9I
DMW9D

POND #1

MW26S
MW26I
MW26D

DMW2A/B
RW1I
OW1I
RW1I
OW1I
DMW2S

DMW10I
DMW10S

MW20S
MW20I
MW20D

DMW4I
DMW4S
DMW4D

DMW8I
DMW8S
DMW8D

MW25S
MW25I

MW3

MW21I
MW21D

DMW1S

MW22I
MW22D

DMW1IA
DMW1B

DMW5I
DMW5S
DMW5D

DMW11S
DMW11I

DMW7S
MW5
DMW7D

TT-11

MW23S
MW23I
MW23D

DRUM
AREA

DMW6I
DMW6S
DMW6D

MW19I
MW19D

MW2

TAXIWAY TANGO

TT-12

MW1

TT-14

Gate

MW6

AIRPORT RUNWAY

TT-13

MW24S
MW24I

MW32S
MW32I

MW- 30D	
TCE	- -
c-12DCE	- -
VC	- -
Benzene	- -
Ethylbenzene	- -
Toluene	- -
Xylene	- -

MW30D

MW- 31D	
TCE	- -
c-12DCE	- -
VC	- -
Benzene	- -
Ethylbenzene	- -
Toluene	- -
Xylene	- -

MW31D

MW- 29D	
TCE	- -
c-12DCE	- -
VC	- -
Benzene	- -
Ethylbenzene	- -
Toluene	- -
Xylene	- -

MW29D

Figure 4-8
Concentrations of Major VOCs in Groundwater-Deep Confined Aquifers, August - September 2009

Legend

- Groundwater Well Location
- - - Not Detected

KEY

Well ID	
Analyte	Concentration In Micrograms Per Liter

Ponds

TCE = Trichloroethene (MCL = 5 ug/L)
c-12DCE = cis-1,2-Dichloroethene (MCL = 70 ug/L)
VC = Vinyl chloride (MCL = 2 ug/L)
Benzene MCL = 5 ug/L
Ethylbenzene MCL = 700 ug/L
Toluene MCL = 1,000 ug/L
Xylene MCL = 10,000 ug/L

Lockheed Martin Martin State Airport
Middle River, Maryland

0 50 100 200 Feet

N

DATE MODIFIED: 11/12/09

CREATED BY: MP

Tetra Tech, Inc.

Figure 4-9
Contour Plots of TCE for the Surficial Aquifer
Dump Road, August - September 2009
Lockheed Martin, Martin State Airport, Middle River Maryland

TCE - Upper Surficial Aquifer

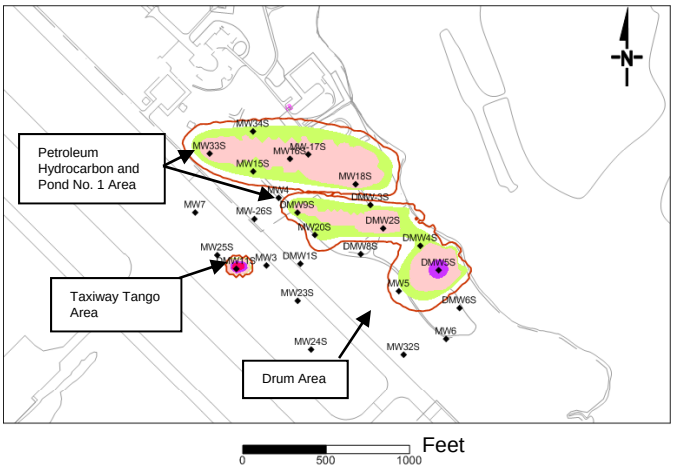

TCE Concentration ug/L

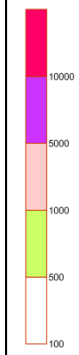

TCE - Intermediate Surficial Aquifer

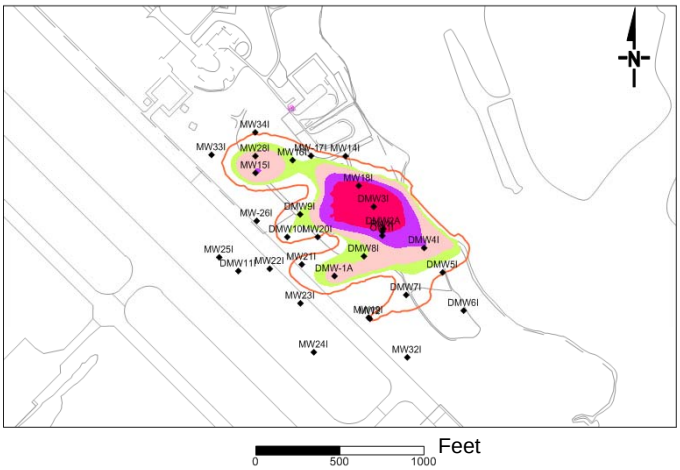

TCE Concentration ug/L

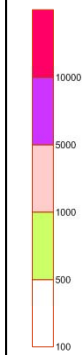

TCE - Lower Surficial Aquifer

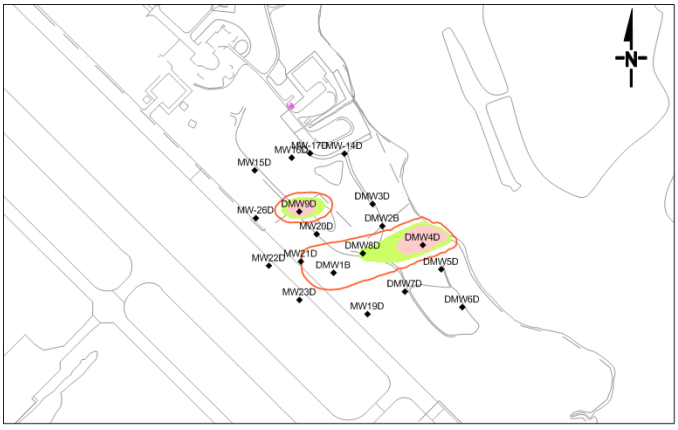

TCE Concentration ug/L

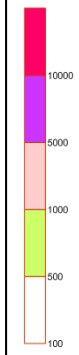

Figure 4-10
Contour Plots of cis-1,2-Dichloroethene for the Surficial Aquifer
Dump Road, August - September 2009
Lockheed Martin, Martin State Airport, Middle River Maryland

CIS-1,2-DCE - Upper Surficial Aquifer

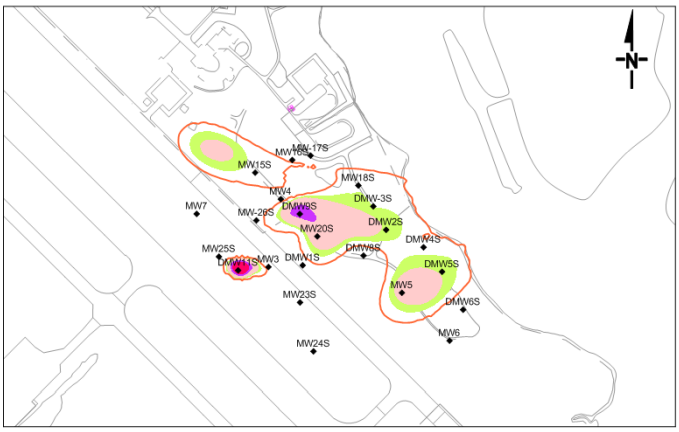

cDCE Concentration ug/L

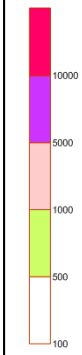

CIS-1,2-DCE - Intermediate Surficial Aquifer

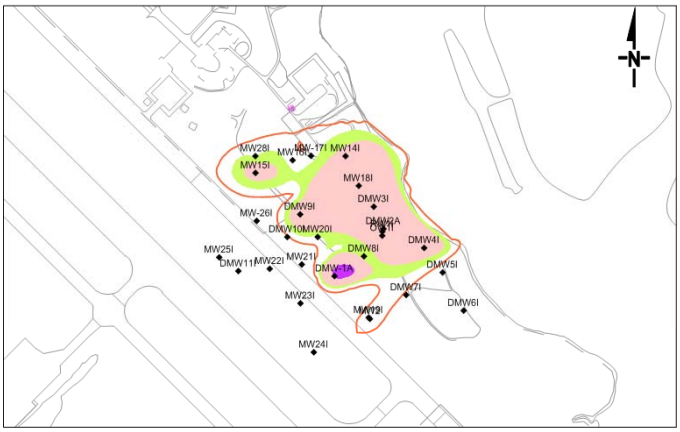

cDCE Concentration ug/L

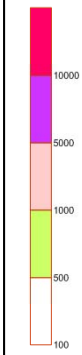

CIS-1,2-DCE - Lower Surficial Aquifer

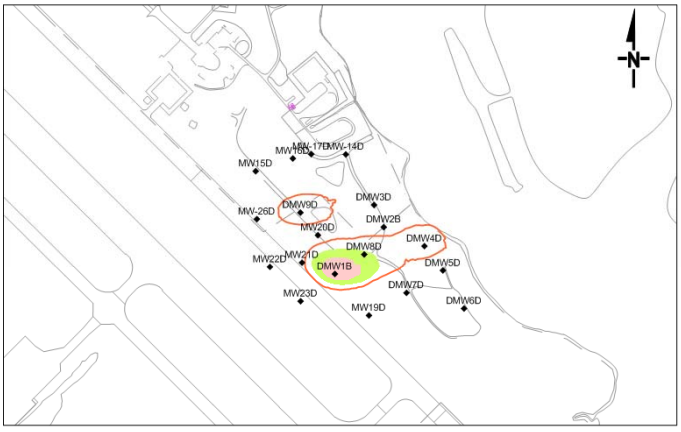

cDCE Concentration ug/L

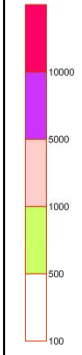

Figure 4-11
Contour Plots of Vinyl Chloride for the Surficial Aquifer
Dump Road, August - September 2009
Lockheed Martin, Martin State Airport, Middle River Maryland

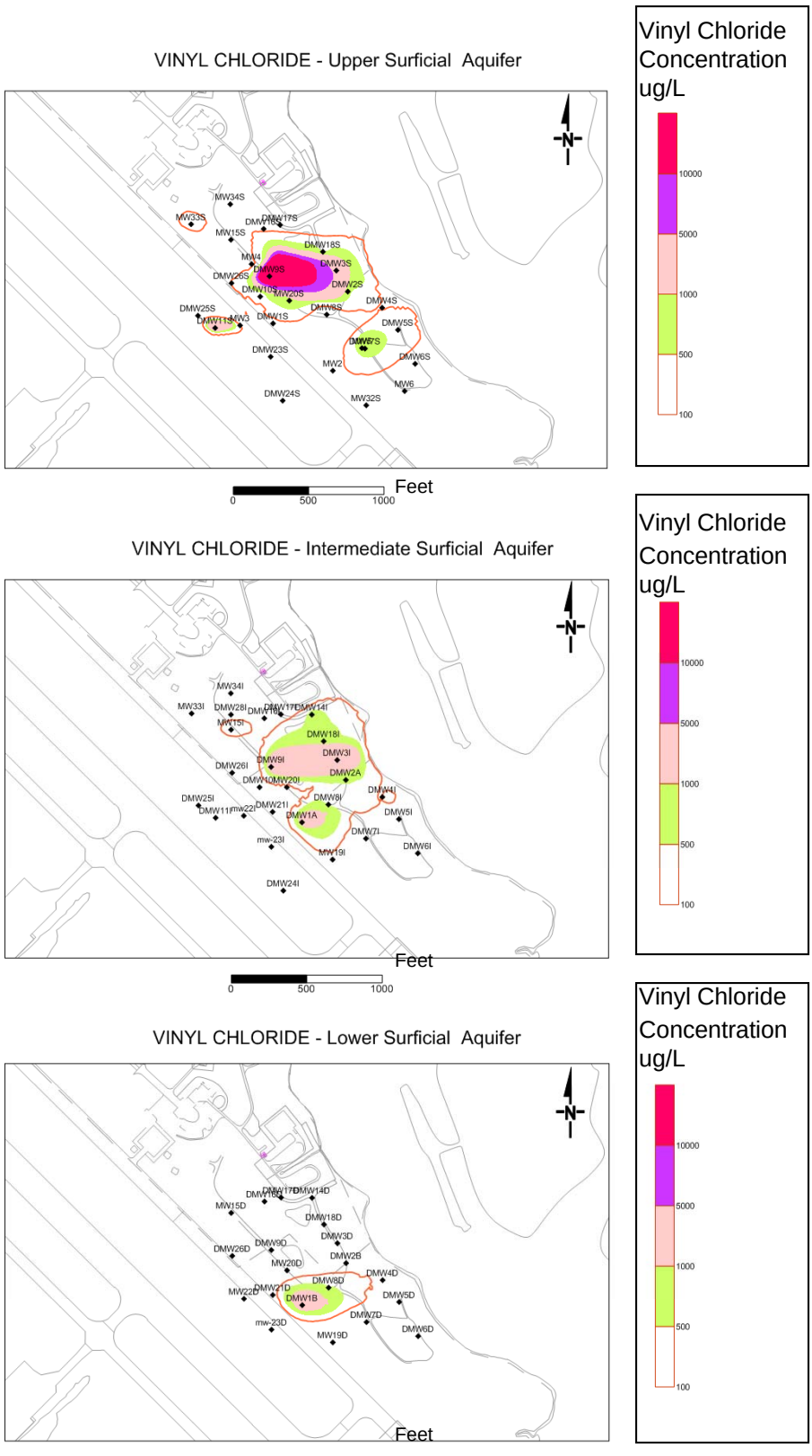

Map Document: (K:\GProject\MartinStateAirport-LMC\MapDocs\MXD\Maps\Benzene 2009 new.mxd)
12/3/2009 -- 4:50:49 PM

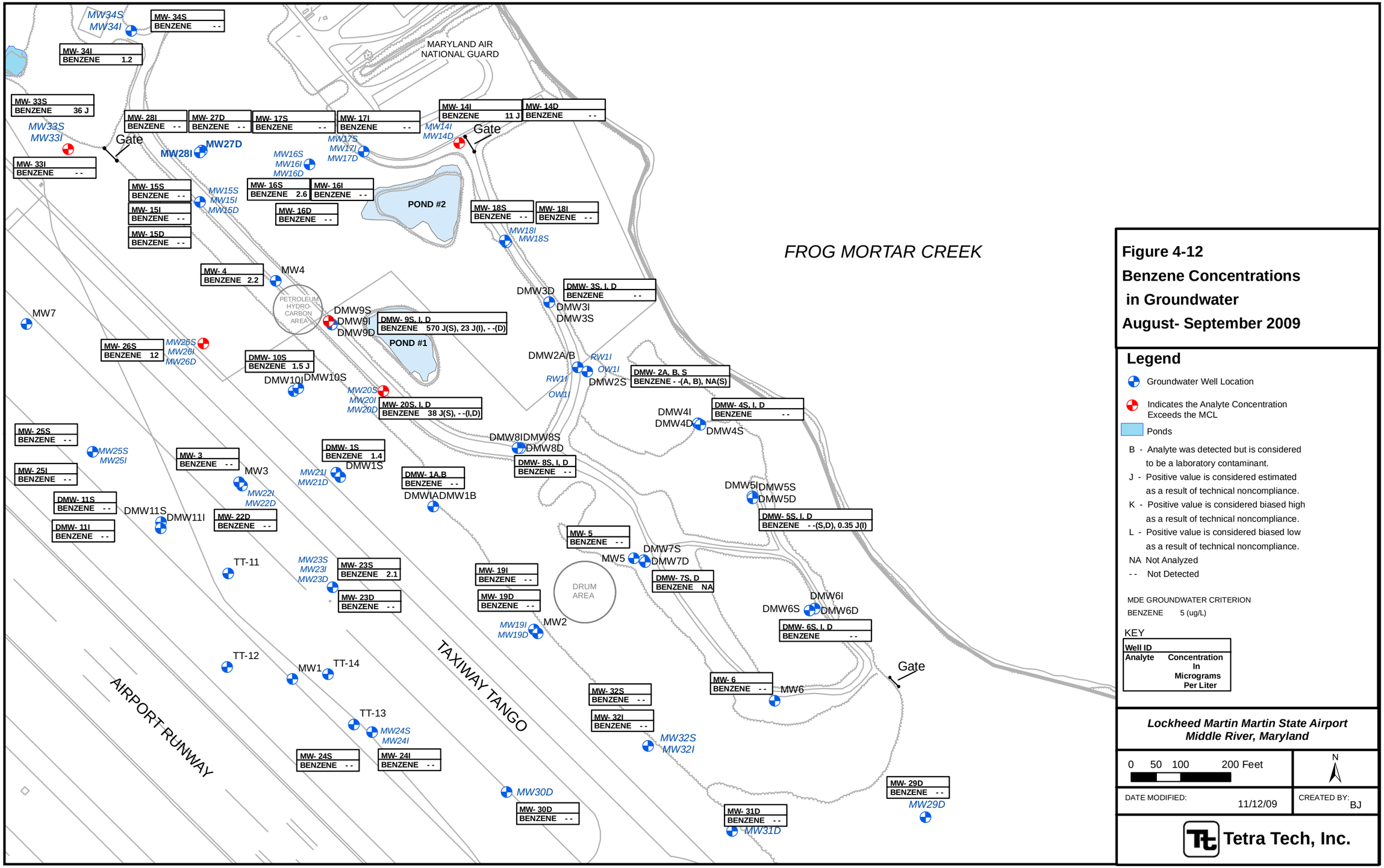

Figure 4-12
Benzene Concentrations in Groundwater
August- September 2009

Legend

- Groundwater Well Location
- Indicates the Analyte Concentration Exceeds the MCL
- Ponds

B - Analyte was detected but is considered to be a laboratory contaminant.
J - Positive value is considered estimated as a result of technical noncompliance.
K - Positive value is considered biased high as a result of technical noncompliance.
L - Positive value is considered biased low as a result of technical noncompliance.
NA Not Analyzed
- - Not Detected

MDE GROUNDWATER CRITERION
BENZENE 5 (ug/L)

KEY

Well ID	
Analyte	Concentration In Micrograms Per Liter

Lockheed Martin Martin State Airport
Middle River, Maryland

0 50 100 200 Feet

N

DATE MODIFIED: 11/12/09

CREATED BY: BJ

Tetra Tech, Inc.

Figure 4-13

Time-Series Plots of Major Chlorinated VOCs – Source Area Wells DMW9S/I/D
Dump Road
Lockheed Martin Martin State Airport, Middle River Maryland

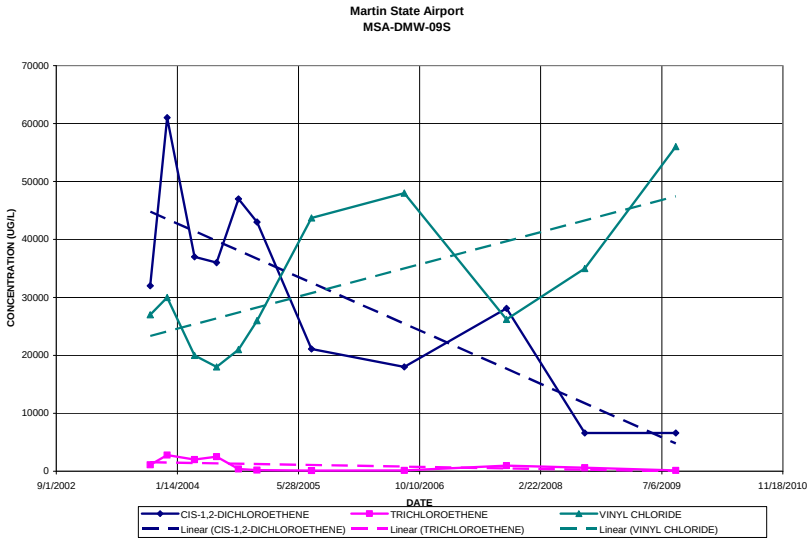

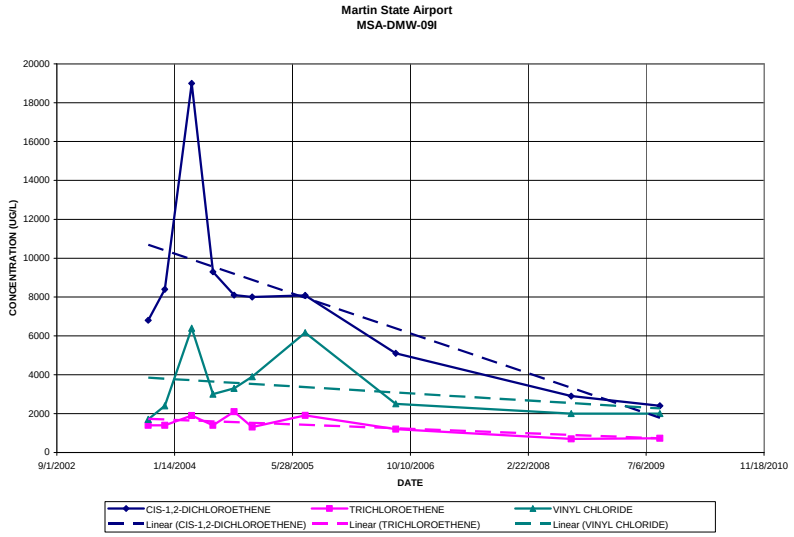

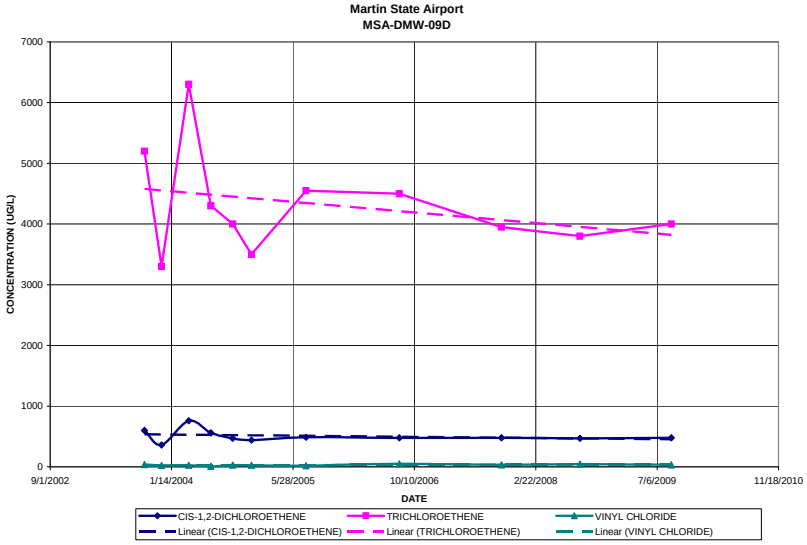

Figure 4-14

Time-Series Plots of Major Chlorinated VOCs – Source Area Wells DMW11S and DMW5S
Dump Road
Lockheed Martin Martin State Airport, Middle River Maryland

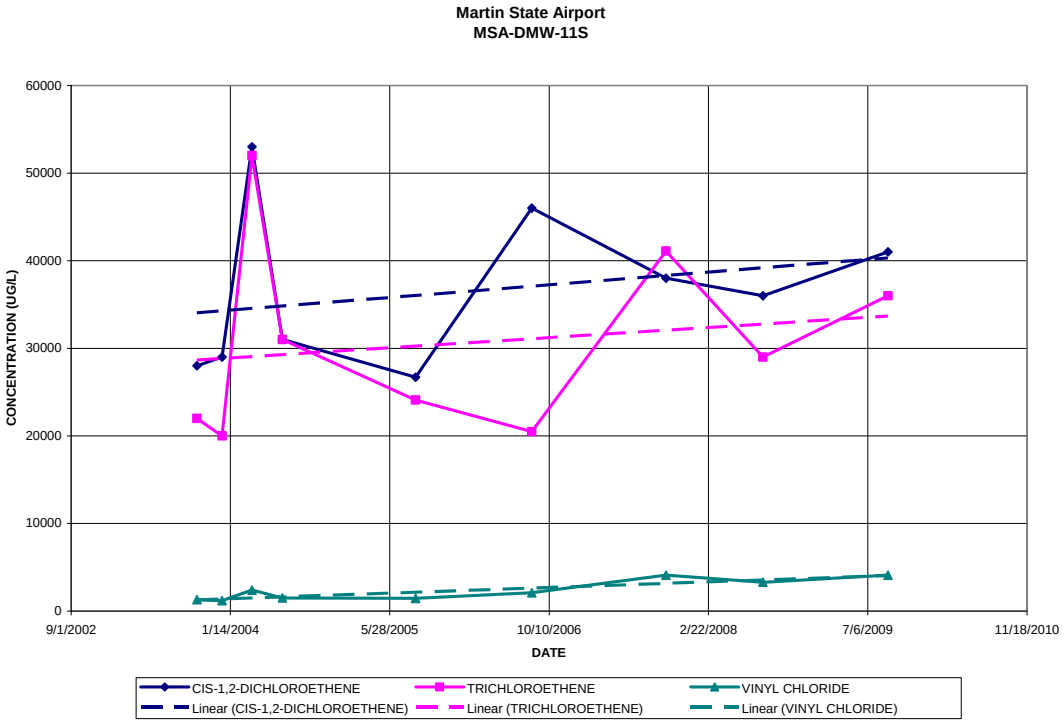

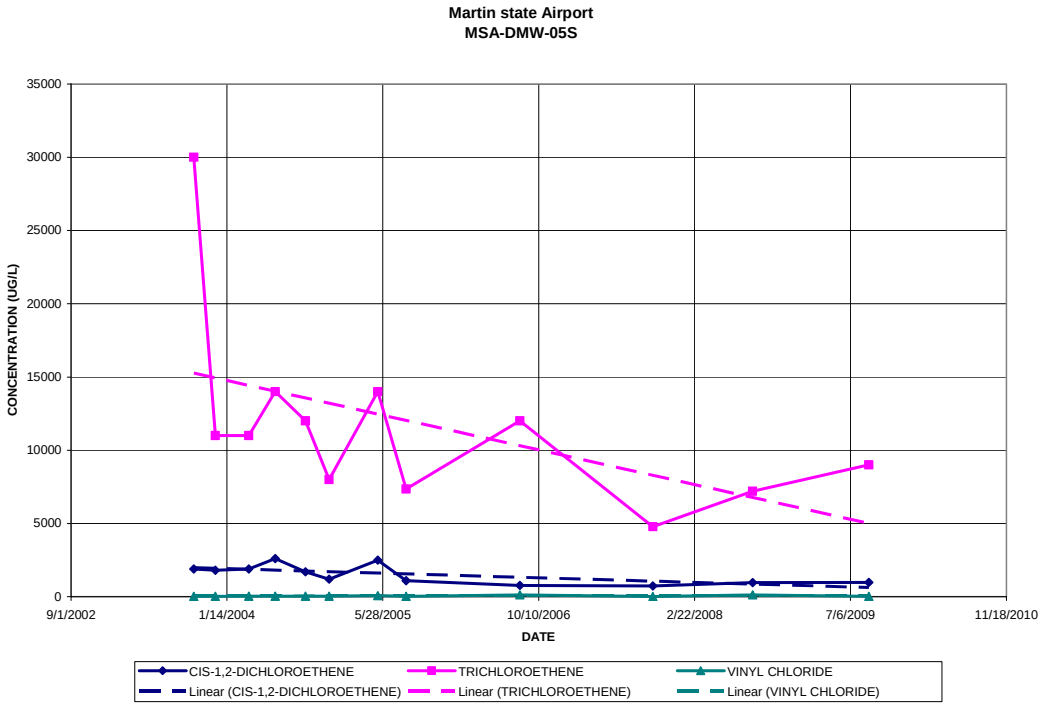

Figure 4-15

Time-Series Plots of Major Chlorinated VOCs – Downgradient Wells DMW3S/I
Dump Road
Lockheed Martin Martin State Airport, Middle River Maryland

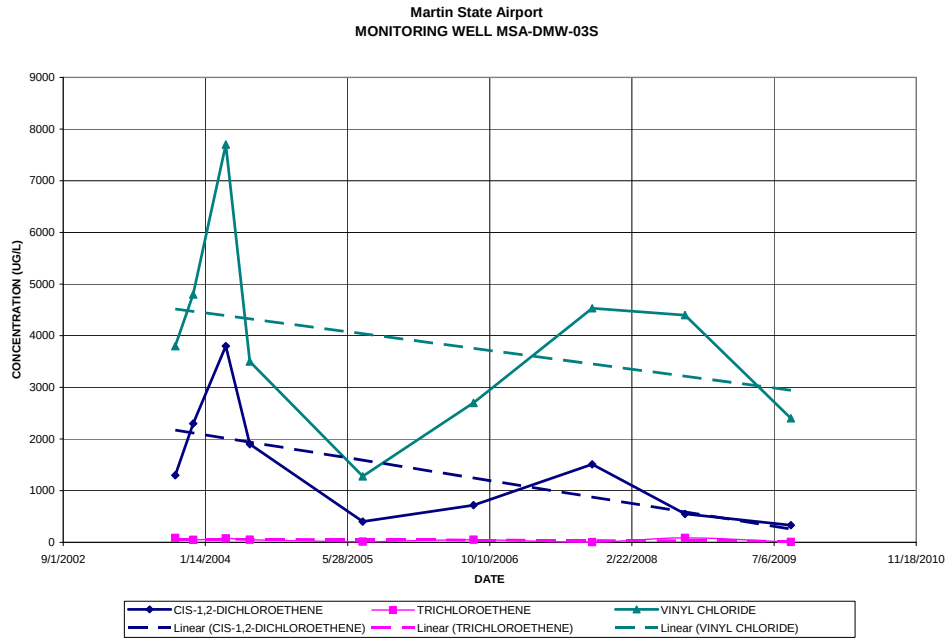

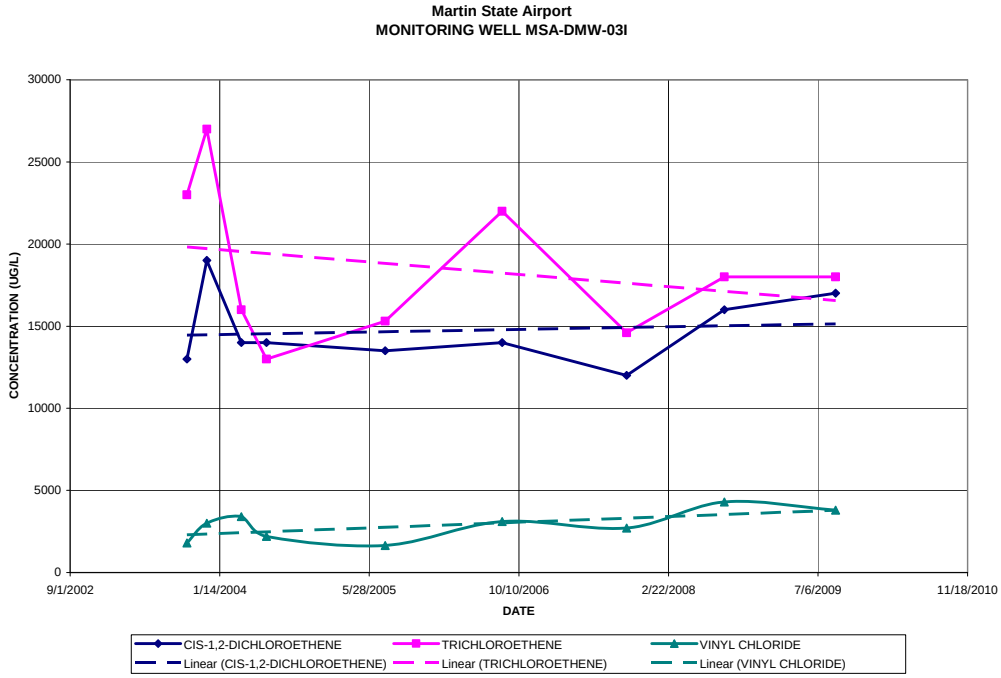

Figure 4-16

Time-Series Plots of Major Chlorinated VOCs – Downgradient Well DMW4I/D
Dump Road
Lockheed Martin Martin State Airport, Middle River Maryland

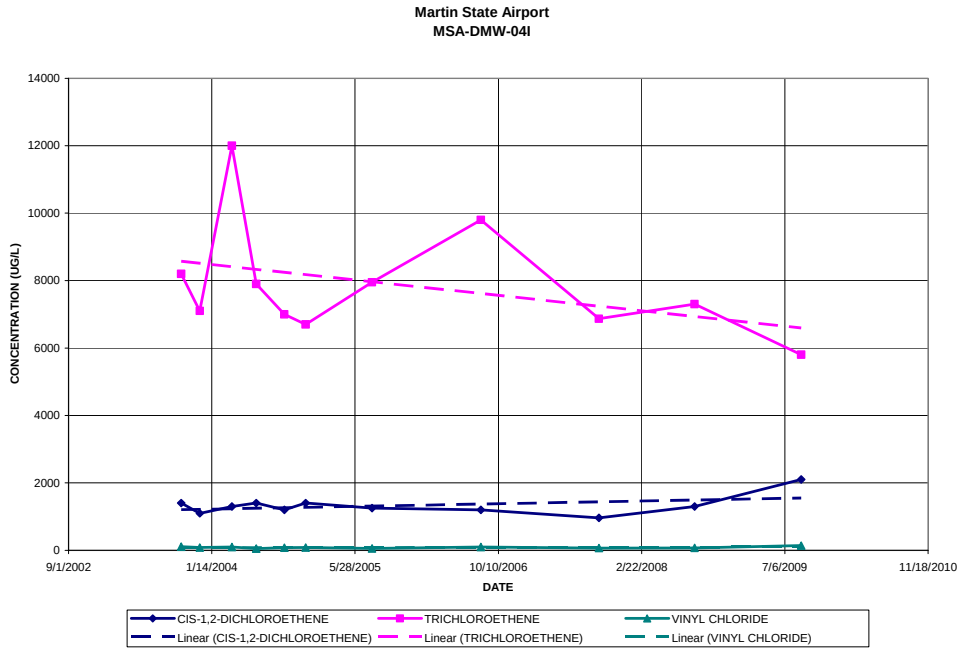

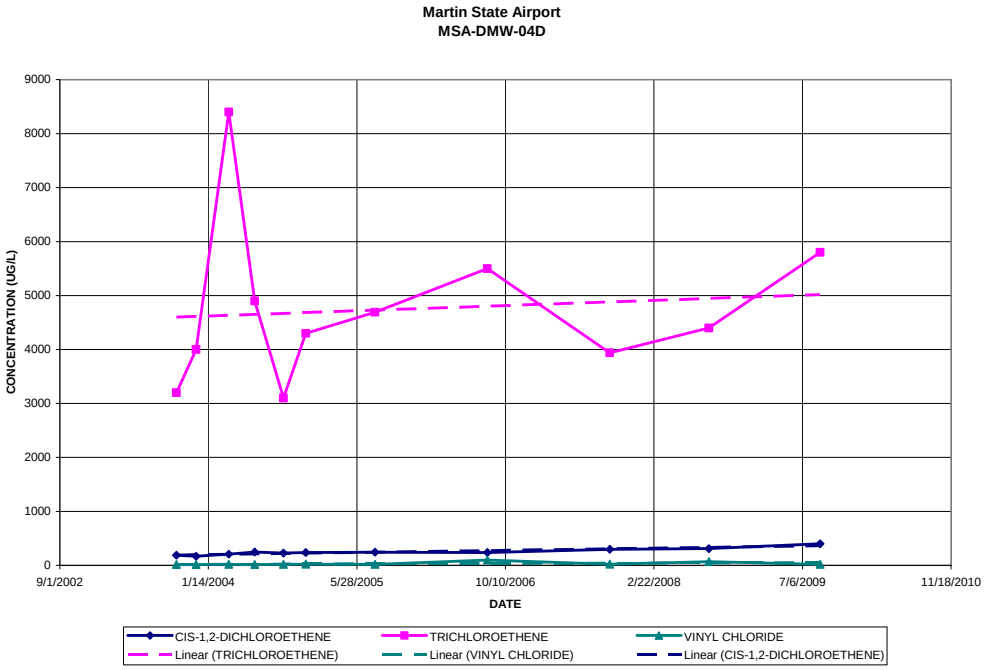

Map Document: (K:\GProject\MartinStateAirport-LMC\MapDocs\MXD\Maps\1,4-Dioxane 2009.mxd)
12/3/2009 -- 4:46:48 PM

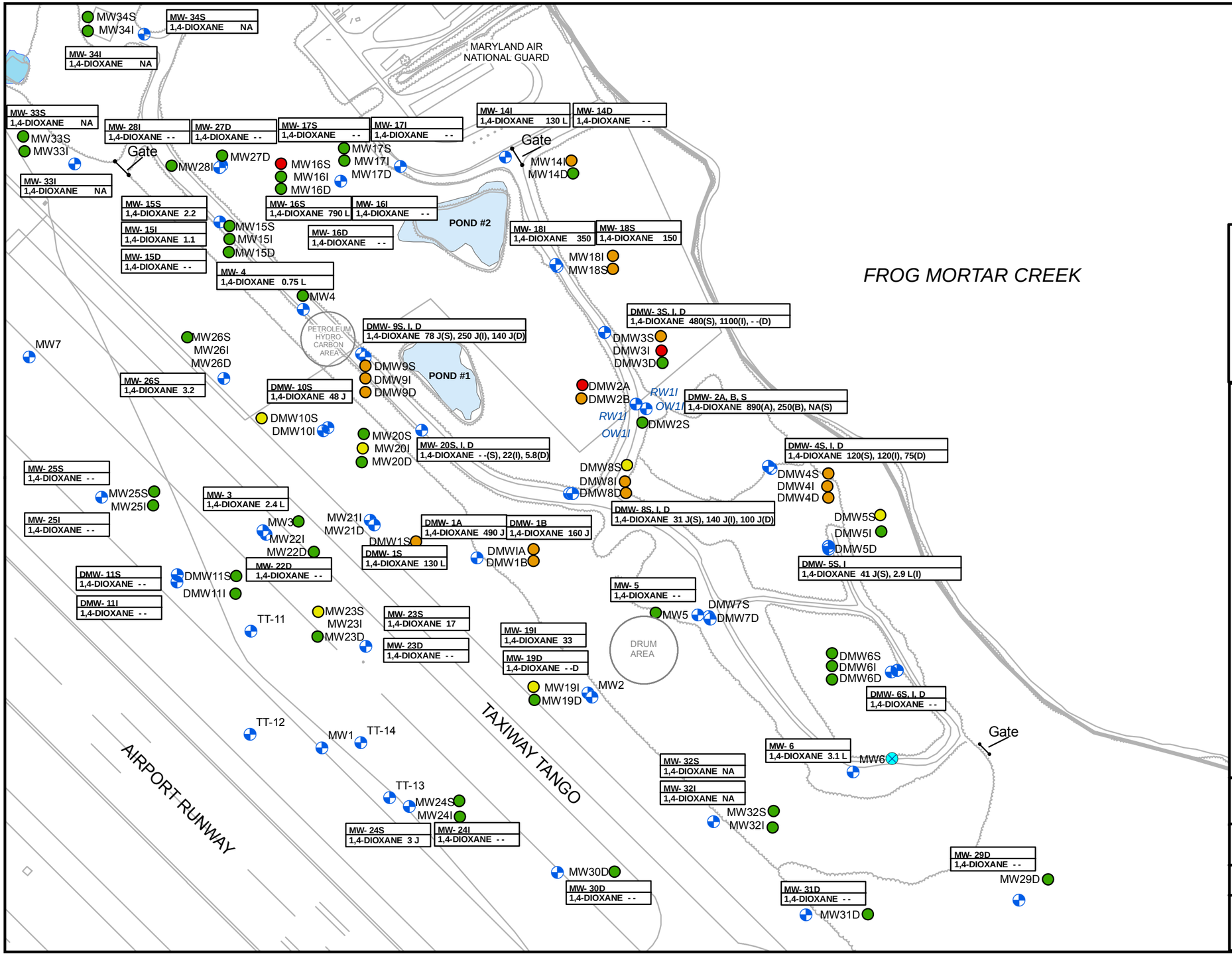

Figure 4-17
1,4-Dioxane Concentrations in Groundwater
August- September 2009

Legend

- Groundwater Well Location
- Ponds
- ND -6.1
- 6.1-61
- 61-610
- >= 610

B - Analyte was detected but is considered to be a laboratory contaminant.
J - Positive value is considered estimated as a result of technical noncompliance.
K - Positive value is considered biased high as a result of techical noncompliance.
L - Positive value is considered biased low as a result of technical noncompliance.
NA Not Analyzed
- - Not Detected

KEY

Well ID	
Analyte	Concentration In Micrograms Per Liter

Lockheed Martin Martin State Airport
Middle River, Maryland

0 50 100 200 Feet

N

DATE MODIFIED: 11/12/09

CREATED BY: BJ

Tetra Tech, Inc.

Figure 4-18
Contour Plots of 1,4-Dioxane for the Surficial Aquifer
Dump Road, August - September 2009
Lockheed Martin, Martin State Airport, Middle River Maryland

1,4 dioxane - Upper Surficial Aquifer

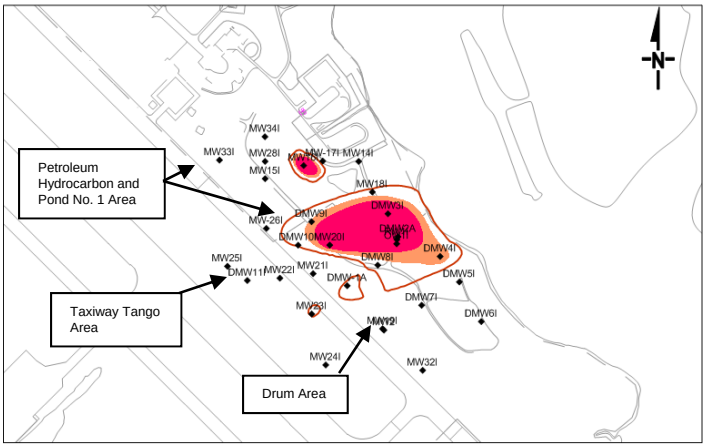

1,4 dioxane Concentration ug/L

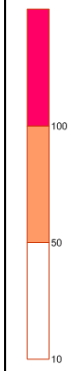

1,4 dioxane - Intermediate Surficial Aquifer

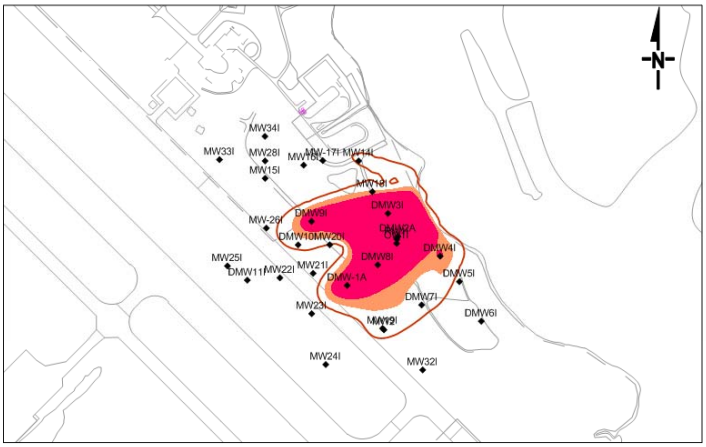

1,4 dioxane Concentration ug/L



1,4 dioxane - Lower Surficial Aquifer

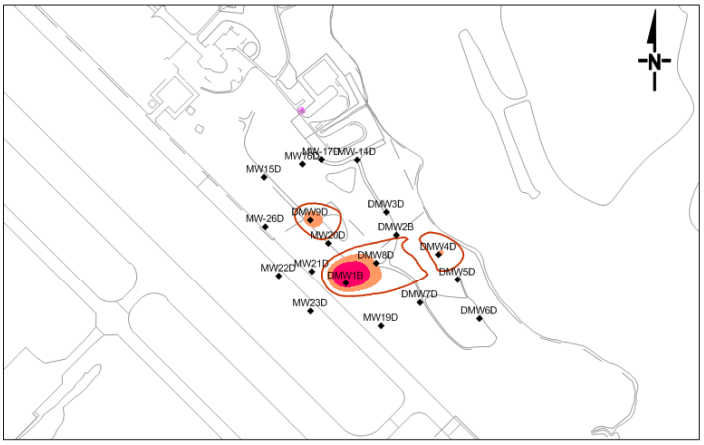

1,4 dioxane Concentration ug/L

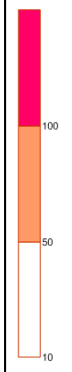

Map Document: (K:\GProject\MartinStateAirport-LMC\MapDocs\MXD\Maps\Cadmium Nickel Vanadium 2009.mxd)
12/7/2009 -- 1:13:34 PM

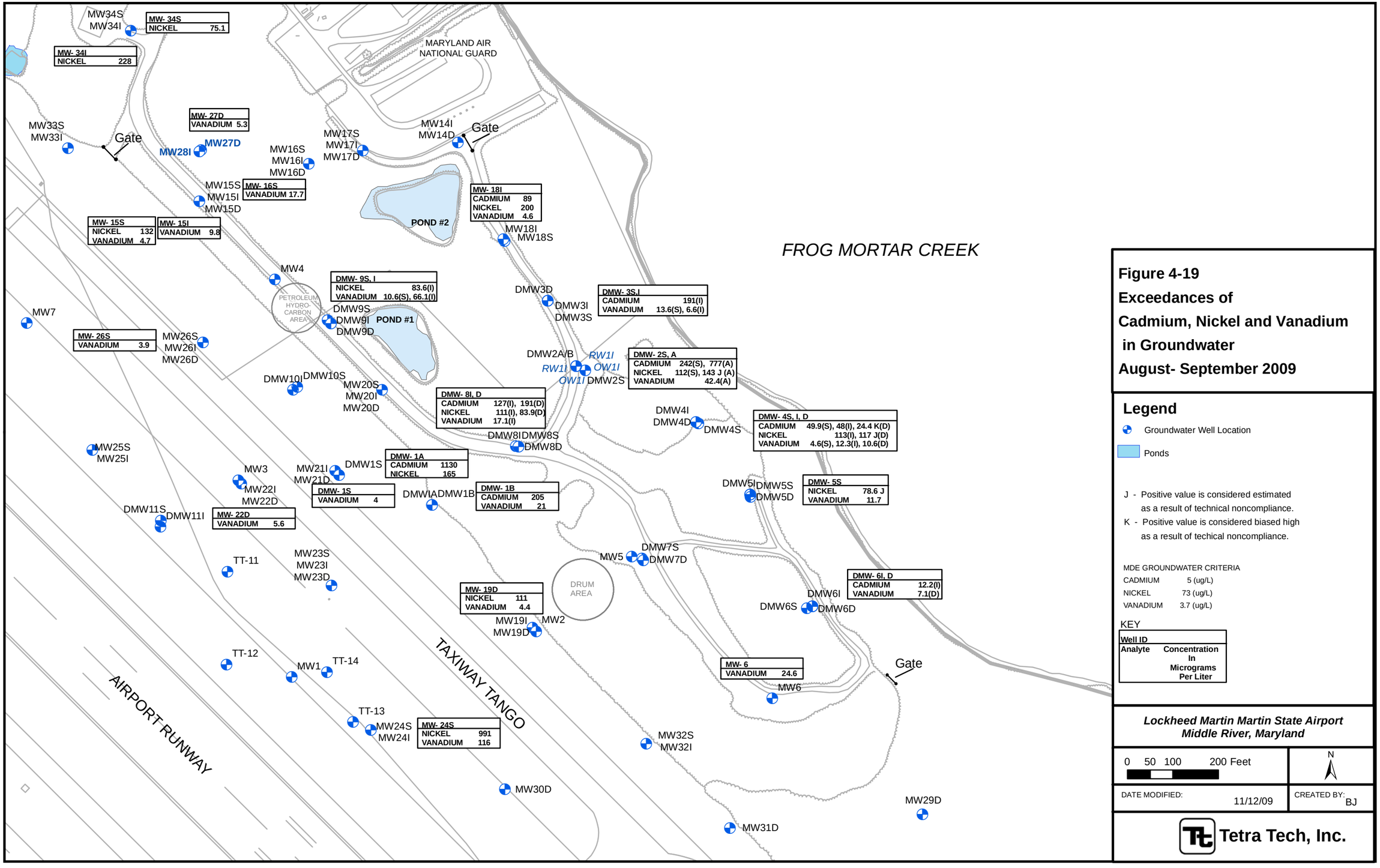

Figure 4-19
Exceedances of
Cadmium, Nickel and Vanadium
in Groundwater
August- September 2009

Legend

- Groundwater Well Location
- Ponds

J - Positive value is considered estimated as a result of technical noncompliance.
K - Positive value is considered biased high as a result of techical noncompliance.

MDE GROUNDWATER CRITERIA

CADMIUM	5 (ug/L)
NICKEL	73 (ug/L)
VANADIUM	3.7 (ug/L)

KEY

Well ID	
Analyte	Concentration In Micrograms Per Liter

Lockheed Martin Martin State Airport
Middle River, Maryland

0 50 100 200 Feet

N

DATE MODIFIED: 11/12/09

CREATED BY: BJ

Tetra Tech, Inc.

Map Document: (K:\GProject\MartinStateAirport-LMC\MapDocs\MXD\Maps\Diesel Gasoline 2009.mxd)
12/3/2009 -- 4:58:05 PM

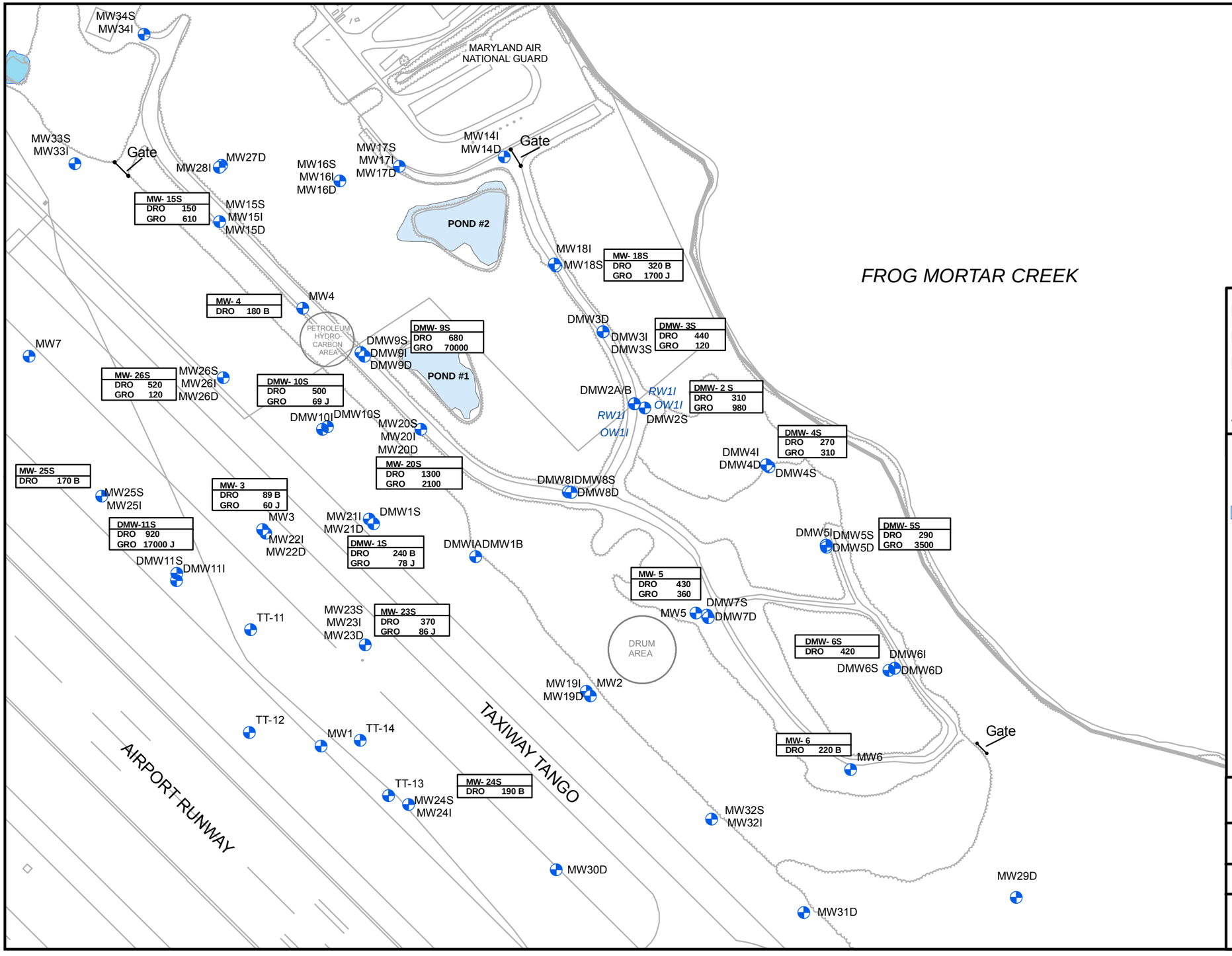

Figure 4-20
Petroleum Hydrocarbon Exceedances in Groundwater
August- September 2009

Legend

- Groundwater Well Location
- Ponds

B - Analyte was detected but is considered to be a laboratory contaminant.
J - Positive value is considered estimated as a result of technical noncompliance.

MDE GROUNDWATER CRITERIA
DIESEL RANGE ORGANICS 47(ug/L)
GASOLINE RANGE ORGANICS 47(ug/L)

KEY

Well ID	
Analyte	Concentration In Micrograms Per Liter

Lockheed Martin Martin State Airport
Middle River, Maryland

0 50 100 200 Feet

N

DATE MODIFIED: 11/12/09

CREATED BY: BJ

Tetra Tech, Inc.

Map Document: (K:\GProject\MartinStateAirport-LMC\MapDocs\MXD\Maps\Perchlorate 2009 new.mxd)
12/3/2009 -- 4:44:00 PM

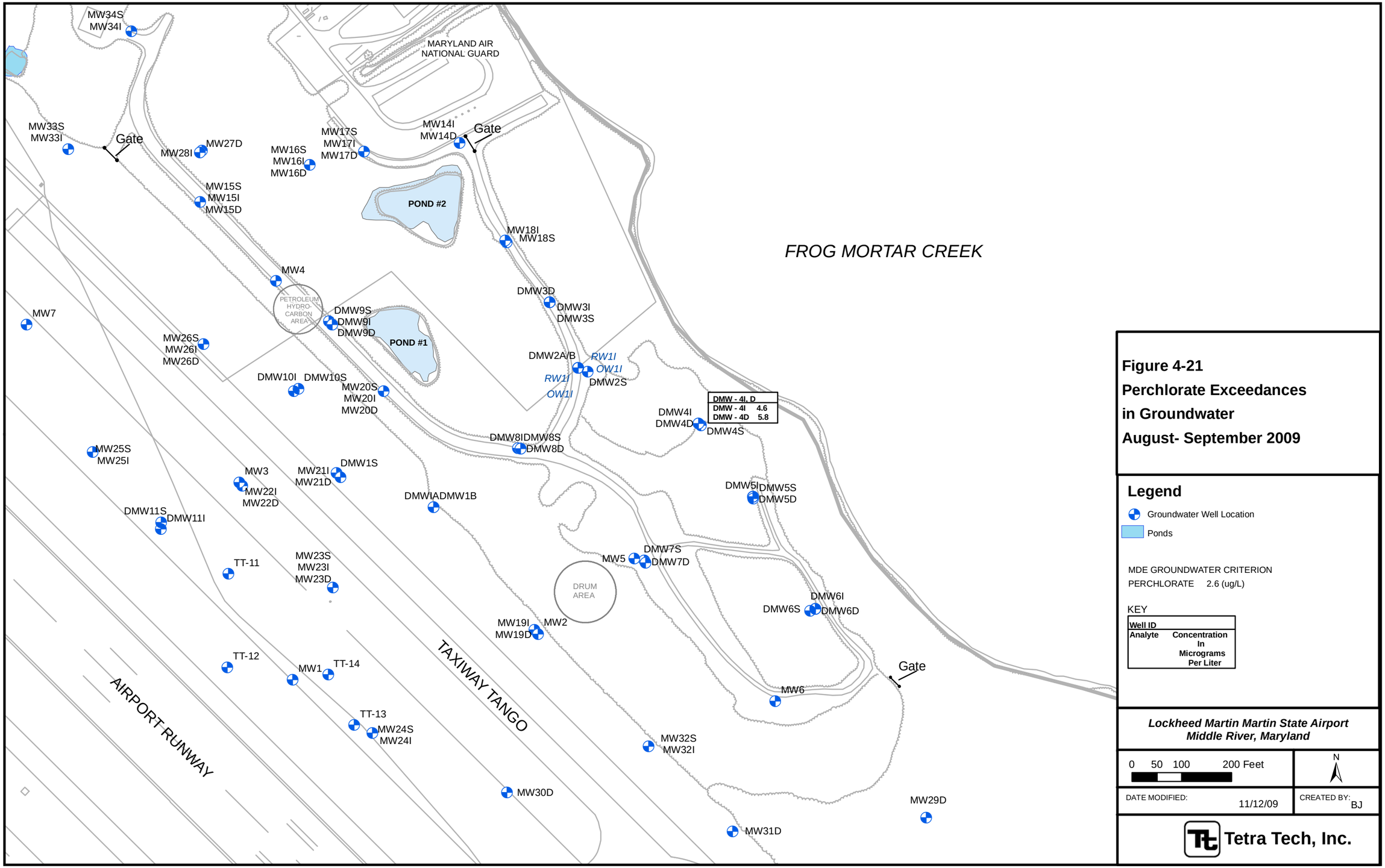

Figure 4-21
Perchlorate Exceedances in Groundwater
August- September 2009

Legend

- Groundwater Well Location
- Ponds

MDE GROUNDWATER CRITERION
PERCHLORATE 2.6 (ug/L)

KEY

Well ID	
Analyte	Concentration In Micrograms Per Liter

Lockheed Martin Martin State Airport
Middle River, Maryland

0 50 100 200 Feet

N

DATE MODIFIED: 11/12/09

CREATED BY: BJ

Tetra Tech, Inc.

Section 5
Summary

The following summarizes the findings of the groundwater sampling and analyses conducted in August–September 2009:

- Groundwater flow in the Upper, Intermediate, and Lower Surficial-Aquifer zones is generally northeast toward Frog Mortar Creek. However, local variations in the hydrology of the Upper, Intermediate, and Lower Surficial-Aquifer zones provide divergent flow locally in the center of the site and flow to the south at the southern end of the site.

- Concentrations of cVOCs exceed Maryland groundwater standards throughout a large portion of the investigation area and at multiple depths. The maximum TCE concentration observed in a current monitoring-well sample is 36,000 µg/L, reported for Upper Surficial-Aquifer well DMW11S. Because of the presence of multiple VOC sources at the site, VOC-impacted groundwater extends to areas north of Pond 2, south to DMW06I and DMW07I, and west to the area between Taxiway Tango and the runway.

- cVOCs were detected at concentrations exceeding Maryland groundwater standards in samples from monitoring wells recently installed northwest of Pond No. 2. TCE was not detected in two new wells installed south of the Drum Area Plume.

- Concentrations of cVOCs in groundwater are consistent with the 2008 results and decrease substantially when compared to the 2004 chemical results for the MSA.

- At six wells where groundwater samples were analyzed for natural-attenuation parameters, anaerobic reductive-dechlorination is evidenced by the presence of the TCE-breakdown products c-DCE, trans-1,2-dichloroethene, and 1,1-dichloroethene. The presence of VC, ethane, and elevated chloride concentrations indicate that complete dechlorination may be occurring in the Upper and Intermediate Surficial-Aquifer zones. However, the absence of detectable concentrations of VC, low concentrations of ethane and iron, a low groundwater pH, a high nitrate concentration, and a high ORP indicate that slow or incomplete reductive dechlorination of lower-order cVOCs may be occurring in the Lower Surficial-Aquifer zone.

- VOC groundwater-contamination is present at concentrations greater than groundwater standards at the current site boundaries to the north (wells MW14I, MW15S/I, MW16S/I, MW17I, and MW28I), east (wells MW14I, MW18I/S, DMW3S/I, DMW4S/I/D, and DMW5S/I), and west (wells MW24I, DMW11S, and MW33S). Additional wells and groundwater sampling are recommended beyond the current site boundaries in these areas

to define the VOC plume boundaries to concentrations less than the groundwater standards.

- Sampling results for wells DMW6I/D and MW32S/I indicate that the VOC groundwater-contamination is bounded along the southern portion of the site.

- The SVOC 1,4-dioxane was primarily detected in groundwater samples collected from the Upper and Intermediate Surficial-Aquifer zones. 1,4-Dioxane is co-located in areas containing the highest concentrations of cVOCs, occurring primarily near Pond No. 1 and the area to the east. The highest concentrations of 1,4-dioxane are 1,100 µg/L at well DMW3I (east of Pond No. 1 near Frog Mortar Creek) and 790 µg/L at well MW16S (north of Pond No. 2).

- TPH-DRO was detected in more than half (57%) of the 2009 groundwater samples at concentrations ranging from 150–1,300 µg/L (averaging 508 µg/L). TPH-GRO was detected in nearly all (96%) of the 2009 groundwater samples at concentrations ranging from 30–70,000 µg/L (averaging 4,425 µg/L). Most DRO and GRO concentrations exceed the MDE criterion of 47 µg/L. The greatest concentrations were detected in wells DMW20S (TPH-DRO) and DMW9S (TPH-GRO), in the Petroleum Hydrocarbon Area near Pond No. 1. Substantially lower concentrations of TPH-DRO and TPH-GRO were reported for wells in the Drum Area Plume and Taxiway Tango Plume areas.

- Perchlorate was detected in several groundwater samples at low concentrations not exceeding the Maryland groundwater standard. Two samples from DMW4I and DMW4D had concentrations exceeding the Maryland groundwater standard. These wells are located east of Pond No. 1. During the 2007 sampling three wells, DMW4S, DMW7I, and DMW8S, had concentrations of perchlorate exceeding the Maryland groundwater criterion. Wells DMW7I and DMW8S are located west-southwest of and near well cluster DMW4S/I. Samples for perchlorate analysis were not collected in 2008.

- Concentrations of 11 metals exceed the groundwater standards in one or more groundwater samples. Concentrations of manganese and iron exceed the standards most frequently, with the maximum concentrations exceeding the standards by more than a factor of 100. Concentrations of cadmium exceed the standard in nearly 20% of samples, with the maximum concentration exceeding the groundwater standard by more than two orders of magnitude. Concentrations of other metals (chromium, lead, mercury, and selenium) exceed the standards in less than 10% of the samples, ranging from one exceedance for selenium to three exceedances for lead. Dissolved lead and mercury concentrations did not exceed the standards.

Section 6
References

1. Chapelle, F. M., 1985. "Hydrogeology, Digital Solute-Transport Simulation, and Geochemistry of the Lower-Cretaceous Aquifer System Near Baltimore, Maryland," *Maryland Geological Survey Report of Investigations No. 43,* Maryland Geological Survey, Baltimore, Maryland, 120 pp.

2. Curtin, S., 2006. Personal communication and draft potentiometric map of the Patuxent Aquifer— 2004, Fred Kolberg of Tetra Tech with Steve Curtin of the U.S. Geological Survey, Baltimore, Maryland, May 5, 2006.

3. Department of the Army, 1998. *Revised Operating Procedure for the Installation Restoration Program, Aberdeen Proving Ground*, June.

4. Glaser, J. D., 1969. "Petrology and Origin of Potomac and Magothy (Cretaceous) Sediments, Middle Atlantic Coastal Plain," *Maryland Geological Survey Reports of Investigations No. 11*, Maryland Geological Survey, Baltimore, Maryland, 102 pp.

5. Handex Environmental Management, 1992. *Geophysical Survey Report, Taxiway Tango, Martin State Airport, Middle River, Maryland*, February.

6. MDE (Maryland Department of the Environment), 1992. Letter from Arlene G. Weiner, MDE, Baltimore Maryland to Maryland Aviation Administration, "Subsurface Investigations," Martin State Airport, Middle River, Maryland, January 6.

7. MDE (Maryland Department of the Environment), 1997. Letter from Arthur O'Connell, MDE to the Maryland Aviation Administration, Martin State Airport, Middle River, Maryland, January 24.

8. MDE (Maryland Department of the Environment), 2008. *Interim Final Guidance (Update No. 2) Cleanup Standards for Soil and Groundwater*, March.

9. MES (Maryland Environmental Service), 1994. *Martin State Airport Preliminary Site Investigation of the Taxiway Tango, Martin State Airport, Middle River, Maryland*, report prepared by MES, Annapolis, Maryland, for the Maryland Aviation Administration, Baltimore, Maryland, May.

10. MES (Maryland Environmental Service), 1995. *Martin State Airport Confirmation Investigation— Continuation of Phase I Taxiway Tango Site Investigation, Martin State Airport, Middle River, Maryland*, report prepared by MES, Annapolis, Maryland, for the Maryland Aviation Administration, Baltimore, Maryland, January.

11. MES (Maryland Environmental Service), 1996. *Martin State Airport Expanded Investigation— Continuation of Phase I Taxiway Tango Site Investigation, Martin State Airport, Middle River, Maryland*, report prepared by MES, Annapolis, Maryland, for the Maryland Aviation Administration, Baltimore, Maryland, July.

12. Tetra Tech, Inc., 1999. *Final Groundwater Monitoring-Well Surveying and Sampling Report, Martin State Airport, Middle River, Maryland*, report prepared by Tetra Tech, Inc., Pasadena, Maryland, for Lockheed Martin, Bethesda, Maryland, May 18.

13. Tetra Tech, 2000. *Final Source Identification and Assessment Report, Martin State Airport, Middle River, Maryland*, report prepared by Tetra Tech, Inc., Pasadena, Maryland, for Lockheed Martin, Bethesda, Maryland September 29.

14. Tetra Tech, 2002. *Final Chemical Delineation and Groundwater Modeling Report, Martin State Airport, Middle River, Maryland*, report prepared by Tetra Tech, Inc., Pasadena, Maryland, for Lockheed Martin Corporation, Bethesda, Maryland, December 27.

15. Tetra Tech, 2003. *Final Data-Gap and Hydrogeologic Work Plan, Martin State Airport, Middle River, Maryland*, report prepared by Tetra Tech, Inc., Pasadena, Maryland, for Lockheed Martin Corporation, Bethesda, Maryland, May 23.

16. Tetra Tech, 2004a. *Final Data-Gap Investigation and Modeling Report, Martin State Airport, Middle River, Maryland*, report prepared by Tetra Tech, Inc., Pasadena, Maryland, for Lockheed Martin Corporation, Bethesda, Maryland, May.

17. Tetra Tech, 2004b. *December 2003 Quarterly Groundwater Monitoring Report, Martin State Airport, Middle River, Maryland,* report prepared by Tetra Tech, Inc., Pasadena, Maryland, for Lockheed Martin Corporation, Bethesda, Maryland, May.

18. Tetra Tech, 2004c. *Final March 2004 Quarterly Groundwater Monitoring Report, Martin State Airport, Middle River, Maryland,* report prepared by Tetra Tech, Inc., Pasadena, Maryland, for Lockheed Martin Corporation, Bethesda, Maryland, June.

19. Tetra Tech, 2004d. *Final June 2004 Quarterly Groundwater Monitoring Report, Martin State Airport, Middle River, Maryland,* report prepared by Tetra Tech, Inc., Pasadena, Maryland for Lockheed Martin Corporation, Bethesda, Maryland, August.

20. Tetra Tech, 2004e. *Final September 2004 Quarterly Groundwater Monitoring Report, Martin State Airport, Middle River, Maryland*, report prepared by Tetra Tech, Inc., Pasadena, Maryland, for Lockheed Martin Corporation, Bethesda, Maryland, November.

21. Tetra Tech, 2005. *Final December 2004 Quarterly Groundwater Monitoring Report, Martin State Airport, Middle River, Maryland,* report prepared by Tetra Tech, Inc., Pasadena, Maryland, for Lockheed Martin Corporation, Bethesda, Maryland, March.

22. Tetra Tech, Inc., 2005. *Treatability-Study Report, Martin State Airport: Middle River, Maryland,* Consultant's report prepared by Tetra Tech, Inc. for Lockheed Martin Corporation, Bethesda, Maryland, November.

23. Vroblesky, D. A. and W. B. Fleck, 1991. *Hydrogeologic Framework of the Coastal Plain of Maryland, Delaware, and the District of Columbia, Regional Aquifer System Analysis—Northern Atlantic Coastal Plain,* U.S. Geological Survey Professional Paper 1404-E, U.S. Government Printing Office, Washington, D.C., 45 pp.

24. USEPA (U.S. Environmental Protection Agency), Region III, 1993. *Region III Modifications to the Laboratory Data Validation Functional Guidelines for Evaluating Inorganics Analyses,* April.

25. USEPA (U.S. Environmental Protection Agency), Region III, 1994. *Region III Modifications to the National Functional Guidelines for Organic Data Review,* September.

APPENDIX A— GROUNDWATER-LEVEL RECORD SHEET

Tetra Tech NUS, Inc.

GROUNDWATER LEVEL MEASUREMENT SHEET

Project Name: MSA GW Sampling '09 **Project No.:**
Location: MSA **Personnel:** DLM & SBC
Weather Conditions: **Measuring Device:**
Tidally Influenced: Yes ___ No _X_ **Remarks:**

Well or Piezometer Number	Date	Time	Elevation of Reference Point (feet)*	~~Total Well Depth~~ WL (feet)*	~~Water Level Indicator Reading~~ (feet)*	Groundwater Elevation (feet)*	Comments
DMW-3D	9/10/09	1055		15.26			Well lid not on due to wells sticking up.
DMW-3I		1056		15.31			
DMW-3S		1056		11.79			
MW-18S		1057		7.72			
MW-18I		1057		7.86			
MW-34I		1058		5.15			
MW-34S		1059		5.20			
MW-28I		1100		6.57			
MW-27D		1101		5.65			
MW-15S		1102/1217		6.66/6.65			
MW-15I		~~1102~~/1217		6.63			
MW-15D		1104/1217		6.61			
MW-14I		1111		10.72			
MW-14D		1111		7.71			
MW-17S		1113		6.69			
MW-17I		1114		6.12			
MW-17D		1114		5.88			
MW-16S		1118		9.26			
MW-16I		1118		8.11			
MW-16D		1118		8.86			
RW-11		1125		17.40			
DMW-2A		1127		20.54			
DMW-2B		1127		20.35			
DMW-2S		1129		20.85			
OW-1I	↓	1131		17.02			

* All measurements to the nearest 0.01 foot

Tetra Tech NUS, Inc.

GROUNDWATER LEVEL MEASUREMENT SHEET

Project Name: MSA GW Sampling '09 **Project No.:**
Location: MSA **Personnel:** DLM e SBC
Weather Conditions: **Measuring Device:**
Tidally Influenced: Yes ___ No _X_ **Remarks:**

Well or Piezometer Number	Date	Time	Elevation of Reference Point (feet)*	Total Well Depth (feet)*	Water Level Indicator Reading (feet)*	Groundwater Elevation (feet)*	Comments
DMW-4S	9/10/09	1134			19.69		
DMW-4I		1135			19.36		
DMW-4D		1136			19.32		
DMW-7S		1139			N/A		Pump wedged in well; no WL
DMW-7I		1140			20.61		
DMW-7D		1140			20.57		
MW-5		1144			21.35		
DMW-5S		1148			20.39		
DMW-5I		1150			20.36		
DMW-5D		1151			20.38		
DMW-6S		1153			18.78		
DMW-6I		1154			17.56		
DMW-6D		1155			17.52		
MW-6		1158			14.46		
DMW-8S		1204			14.44		
DMW-8I		1205			14.84		
DMW-8D		1205			14.79		
MW-20S		1208		22.45	10.51		
MW-20I		1209			10.42		
MW-20D		1209			10.74		
DMW-9S		1211			9.49		
DMW-9I		1212			9.59		
DMW-9D		1213			9.68		
MW-4		1215			8.15		
MW-33S	↓	1348			7.34		

* All measurements to the nearest 0.01 foot

Tetra Tech NUS, Inc.

GROUNDWATER LEVEL MEASUREMENT SHEET

Project Name: MSA GW Sampling '09 **Project No.:**
Location: MSA **Personnel:** DLM / SBC
Weather Conditions: **Measuring Device:**
Tidally Influenced: Yes ___ No _X_ **Remarks:**

Well or Piezometer Number	Date	Time	Elevation of Reference Point (feet)*	Total Well Depth (feet)*	Water Level Indicator Reading (feet)*	Groundwater Elevation (feet)*	Comments
MW-33I	9/10/09	1348			7.38		
MW-26S		1351			9.41		
MW-26I		1352			9.44		
MW-26D		1352			9.42		
DMW-10I		1355			8.87		
DMW-10S		1357			8.06		Flushmount; casing broken & no lid.
DMW-1S		1358			8.81		
MW-21I		1400			8.75		
MW-21D		1401			9.10		
DMW-1A		1403			9.92		(I)
DMW-1B		1404			10.11		(D)
MW-19I		1407			6.48		
MW-19D		1407			6.48		
MW-2		1409			7.74		
MW-32S		1411			5.62		
MW-32I		1412			5.71		
MW-31D		1415			7.47		
MW-3		1432			8.79		
MW32I		1433			8.81		
MW-22D		1434			9.02		
DMW-11S		1437			[redacted] 4.45		
DMW-11I		1438			[redacted] 6.78		
MW-25S		1450			5.32		
MW-25I		1450			7.31		
MW-24S	↓	1501			4.32		

* All measurements to the nearest 0.01 foot

Tetra Tech NUS, Inc.

GROUNDWATER LEVEL MEASUREMENT SHEET

Project Name: MSA GW Sampling '09 **Project No.:**
Location: MSA **Personnel:** DLM / SBC
Weather Conditions: **Measuring Device:**
Tidally Influenced: Yes ___ No _X_ **Remarks:**

Well or Piezometer Number	Date	Time	Elevation of Reference Point (feet)*	Total Well Depth (feet)*	Water Level Indicator Reading (feet)*	Groundwater Elevation (feet)*	Comments
MW-24I	9/10/09	1501			5.42		
MW-30D	↓	1508			8.00		
MW-23S		1517			7.76		
MW-23I		1517			7.84		
MW-23D		1518			8.16		
MW-7		1527			7.27		
MW-29D		1538			11.89		

* All measurements to the nearest 0.01 foot

APPENDIX B— MONITORING-WELL PURGING AND SAMPLING RECORDS

Tetra Tech NUS, Inc.

GROUNDWATER SAMPLE LOG SHEET

Project Site Name: Martin State Airport
Project No.: 116IC0294-24

Sample ID No.: MSA-MW3-090809
Sample Location: MW3
Sampled By: MP
C.O.C. No.:

[] Domestic Well Data
[X] Monitoring Well Data
[] Other Well Type:
[] QA Sample Type:

Type of Sample:
[] Low Concentration
[] High Concentration

SAMPLING DATA:

	Color	pH	S.C.	Temp.	Turbidity	DO	Salinity	Other
Date: 9-8-09	(Visual)	(S.U.)	(mS/cm)	(^{0}C)	(NTU)	(mg/l)	(%)	ORP
Time: 1413	Clear	6.60	0.90	19.13	9.7	3.43	0.3	-59
Method: Bladder pump								

PURGE DATA:

	Volume	pH	S.C.	Temp.	Turbidity	DO	Salinity	Other
Date: 9-8-09								
Method: Bladder pump								
Monitor Reading (ppm): 0.0								
Well Casing Diameter & Material Type: 2" PVC		See Low Flow Purge Data Sheet						
Total Well Depth (TD):								
Static Water Level (WL): 8.80								
One Casing Volume(gal/L):								
Start Purge (hrs): 1321								
End Purge (hrs): 1408								
Total Purge Time (min): 47								
Total Vol. Purged (gal/L): 2.0								

SAMPLE COLLECTION INFORMATION:

Analysis	Preservative	Container Requirements	Collected
VOCs	HCl	3 - 40 ml VOA	✓
1,4 Dioxane	HCl	3 - 40 ml VOA	✓
TPHd	HCl	3 - 40 ml VOA	✓
Total ppm + Hg	HNO3	1 - 500 ml Poly	✓
Diss ppm + Hg	HNO3	1 - 500 ml Poly	✓
Perchlorate	ICE	1 - 250 ml Poly	✓
Hex Cr	ICE	1 - 500 ml Poly	✓
DRO	ICE	2 - 1L Ambers	✓

OBSERVATIONS / NOTES:

Circle if Applicable:

MS/MSD | Duplicate ID No.:

Signature(s):

LOW FLOW PURGE DATA SHEET

PROJECT SITE NAME: Martin State Airport
PROJECT NUMBER: 112IC0298-27

WELL ID.: MSA-MW3-090809
DATE: 9-9-09

Time (Hrs.)	Water Level (Ft. below TOC)	Flow (mL/Min.)	pH (S.U.)	S. Cond. (mS/cm)	Turb. (NTU)	DO (mg/L)	Temp. (Celcius)	ORP mV	Salinity % or ppt	Comments
1321	8.80	—	—	—	—	—	—	—	—	Initial reading
1323	8.90	300	6.51	12.5	22	7.21	19.16	40	1.6	Slightly cloudy
1329	9.10	140	6.66	4.17	20	4.88	19.38	14	0.2	
1333	9.25	140	6.67	2.20	20	4.30	19.09	5	0.1	
1336	9.35	120	6.63	1.61	18	3.56	19.45	2	0.1	
1343	9.40	120	6.59	1.15	16	3.82	19.19	-4	0.1	
1348	9.52	120	6.56	0.90	14	3.80	19.25	-13	0.3	
1353	9.55	120	6.59	0.90	12	3.46	19.24	-24	0.3	
1358	9.55	120	6.57	0.90	9.8	3.42	19.20	-52	0.3	Clean water
1403	9.60	120	6.59	0.90	9.7	3.44	19.15	-55	0.3	
1408	9.60	120	6.58	0.90	9.7	3.43	19.13	-54	0.3	
			Well	parameters		Stabilized				
				Sampling	Begins					

SIGNATURE(S): _____

Tetra Tech NUS, Inc.

GROUNDWATER SAMPLE LOG SHEET

Project Site Name: Martin State Airport
Project No.: 112Lc0298-2A

[] Domestic Well Data
[X] Monitoring Well Data
[] Other Well Type:
[] QA Sample Type:

Sample ID No.: MSA-MW4-090809
Sample Location: MW4
Sampled By: MP
C.O.C. No.:
Type of Sample:
[] Low Concentration
[] High Concentration

SAMPLING DATA:

	Color	pH	S.C.	Temp.	Turbidity	DO	Salinity	Other
Date: 9-8-09	(Visual)	(S.U.)	(mS/cm)	(^{0}C)	(NTU)	(mg/l)	(%)	ORP
Time: 1732	Clear	7.05	9.3	19.72	9.1	3.26	0.3	-138
Method: Bladder pump								

PURGE DATA:

	Volume	pH	S.C.	Temp.	Turbidity	DO	Salinity	Other
Date: 9-8-09								
Method: Bladder pump								
Monitor Reading (ppm): 0.0								
Well Casing Diameter & Material Type: 4" PVC			See Low Flow purge Data Sheet					
Total Well Depth (TD):								
Static Water Level (WL): 8.10								
One Casing Volume(gal/L):								
Start Purge (hrs): 1638								
End Purge (hrs): 1727								
Total Purge Time (min): 49								
Total Vol. Purged (gal/L): 2.0								

SAMPLE COLLECTION INFORMATION:

Analysis	Preservative	Container Requirements	Collected
VOCs	HCl	3 - 40 ml VOA	✓
1,4 Dioxane	HCl	3 - 40 ml VOA	✓
GRO	HCl	3 - 40 ml VOA	✓
Hex Cr	ICE	1 - 500 ml Poly	✓
DRO	ICE	2 - 1L Ambers	✓
Total ppm + Hg	HNO3	1 - 500 ml Poly	✓
Diss ppm + Hg	HNO3	1 - 500 ml Poly	✓
perchlorate	ICE	1 - 125 ml Poly	✓

OBSERVATIONS / NOTES:

Circle if Applicable:

MS/MSD

Duplicate ID No.:

Signature(s):

Matt Pace

LOW FLOW PURGE DATA SHEET

PROJECT SITE NAME: Mountain State Airport
PROJECT NUMBER: 112IC0298-2A

WELL ID.: MSA-MW4-050809
DATE: 5-8-09

Time (Hrs.)	Water Level (Ft. below TOC)	Flow (mL/Min.)	pH (S.U.)	S. Cond. (mS/cm)	Turb. (NTU)	DO (mg/L)	Temp. (Celcius)	ORP mV	Salinity % or ppt	Comments
1638	8.10	—	—	—	—	—	—	—	—	Initial, no odor
1642	8.20	300	6.68	99.9	25	0.57	19.72	-90	4.0	Slightly cloudy
1647	8.23	200	6.88	94.2	13	3.35	19.67	-117	4.0	
1652	8.25	200	6.54	47.5	9.2	3.47	19.51	-127	3.1	Clean water
1657	8.25	200	6.56	40.1	8.8	3.26	19.45	-129	2.5	
1702	8.25	200	6.97	29.4	11	3.20	19.53	-130	1.8	
1707	8.25	200	6.96	16.2	9.7	3.20	19.62	-132	0.9	
1712	8.25	200	7.00	12.2	11	3.17	19.64	-134	0.7	
1717	8.25	200	7.03	9.5	9.1	3.13	19.73	-135	0.5	
1722	8.25	200	7.05	9.4	9.0	3.19	19.72	-137	0.3	
1727	8.25	200	7.05	9.3	9.1	3.20	19.72	-138	0.3	
	←		Well parameters Stabilize						→	
	←			Samplings Begins					→	

SIGNATURE(S): _____

Tetra Tech NUS, Inc.

GROUNDWATER SAMPLE LOG SHEET

Project Site Name: MSA GW Sampling
Project No.:

Sample ID No.: MSA-MW5-090809
Sample Location: MSA
Sampled By: SBC
C.O.C. No.:
Type of Sample:
[] Low Concentration
[] High Concentration

[] Domestic Well Data
[X] Monitoring Well Data
[] Other Well Type:
[] QA Sample Type:

SAMPLING DATA:

Date: 9-8-09	Color (Visual)	pH (S.U.)	S.C. (mS/cm)	Temp. (°C)	Turbidity (NTU)	DO (mg/l)	Salinity (%)	Other ORP
Time: 1110								
Method: Low Flow	clear	6.65	20.3	14.96	12	2.12	11	-152

PURGE DATA:

Date: 9-8-09	Volume	pH	S.C.	Temp.	Turbidity	DO	Salinity	Other
Method: Low Flow								
Monitor Reading (ppm):								
Well Casing Diameter & Material Type: 4" PVC								
Total Well Depth (TD):								
Static Water Level (WL): 21.01								
One Casing Volume(gal/L):								
Start Purge (hrs): 1610								
End Purge (hrs): 1730								
Total Purge Time (min): 80								
Total Vol. Purged (gal/L): 6								

SAMPLE COLLECTION INFORMATION:

Analysis	Preservative	Container Requirements	Collected
VOC + TIC	HCl	3-40 mL vials	
1,4-Dioxane	HCl	3-40 mL vials	
Perchlorate	—	1-125 mL plastic bottle	
Hexavalent Chromium	—	1-500 mL plastic bottle	
Total Metals + Hg	HNO_3	1-500 mL plastic bottle	
Dissolved Metals + Hg	HNO_3	1-500 mL plastic bottle	
GRO	HCl	3-40 mL vials	
DRO	—	2 1L amber	

OBSERVATIONS / NOTES:

Circle if Applicable:

MS/MSD | Duplicate ID No.:

Signature(s):

LOW FLOW PURGE DATA SHEET

PROJECT SITE NAME: Dump Road GW Sampling
PROJECT NUMBER:

WELL ID.: MJA-MW5-090809
DATE: 9-8-09

Time (Hrs.)	Water Level (Ft. below TOC)	Flow (mL/Min.)	pH (S.U.)	S. Cond. (mS/cm)	Turb. (NTU)	DO (mg/L)	Temp. (Celcius)	ORP mV	Salinity % or ppt	Comments
1610	21.55	300	6.92	99.9	N/A	3.73	15.47	-94	4.10	
1625	21.89	300	6.61		N/A	1.75	14.94	-126		
1630	22.08	200	6.61		80	1.52	15.32	-130		
1635	22.09		6.61		50	1.37	15.13	-135		
1640	22.48		6.60		18	1.23	15.26	-139		
1645	22.58		6.63		11	1.11	15.42	-143		
1650	22.61		6.63		11	0.99	15.51	-145		
1655	22.68		6.63		12	1.27	15.40	-147		
1700	22.74		6.64		13	2.11	15.33	-149	2.9	
1705	22.65		6.65		12	2.14	15.46	-150	1.9	
1710	22.65		6.65		12	2.12	14.96	-152	1.1	

SIGNATURE(S):

PAGE ___ OF ___

Tetra Tech NUS, Inc.

GROUNDWATER SAMPLE LOG SHEET

Page___ of ___

Project Site Name: MSA GW Sampling
Project No.:

[] Domestic Well Data
[X] Monitoring Well Data
[] Other Well Type:
[] QA Sample Type:

Sample ID No.: MSA-MW6-090805
Sample Location: MSA
Sampled By: JAC
C.O.C. No.:
Type of Sample:
[] Low Concentration
[] High Concentration

SAMPLING DATA:

	Color (Visual)	pH (S.U.)	S.C. (mS/cm)	Temp. (^{0}C)	Turbidity (NTU)	DO (mg/l)	Salinity (%)	Other ORP
Date: 9-8-05								
Time: 1155								
Method: low flow	clear	5.25	99.9	14.64	40	1.08	4.0	47

PURGE DATA:

	Volume	pH	S.C.	Temp.	Turbidity	DO	Salinity	Other
Date: 9-8-05								
Method: low flow								
Monitor Reading (ppm):								
Well Casing Diameter & Material Type: 4" PVC								
Total Well Depth (TD):								
Static Water Level (WL): 14.55								
One Casing Volume(gal/L): ~~3.6~~								
Start Purge (hrs): 1126								
End Purge (hrs): 1226								
Total Purge Time (min): 60								
Total Vol. Purged (gal/L): 4								

SAMPLE COLLECTION INFORMATION:

Analysis	Preservative	Container Requirements	Collected
VOC+TIC	HCl	3-40 mL vials	
1,4-Dioxane	HCl	3-40 mL vials	
Perchlorate	—	1-125 mL plastic bottle	
Hexavalent Chromium	—	1-500 mL plastic bottle	
Total metals + Hg	HNO3	1-500 mL plastic bottle	
Dissolved metals + Hg	HNO3	1-500mL plastic bottle	
GRO	HCl	3-40 mL vials	
DRO	—	2-1L amber	

OBSERVATIONS / NOTES:

Circle if Applicable:

MS/MSD	Duplicate ID No.:

Signature(s):

LOW FLOW PURGE DATA SHEET

PROJECT SITE NAME: Dump Road GW Sampling
PROJECT NUMBER:

WELL ID.: MSA-MW6-090809
DATE: 9-8-09

Time (Hrs.)	Water Level (Ft. below TOC)	Flow (mL/Min.)	pH (S.U.)	S. Cond. (mS/cm)	Turb. (NTU)	DO (mg/L)	Temp. (Celcius)	ORP mV	Salinity % or ppt	Comments
1125	14.42	300	5.25	99.9	100	3.59	14.01	90	4.0	
1130	14.39		5.31		55	1.49	14.88	45	4.0	
1135	14.39		5.30		65	1.33	14.85	44	4.0	
1140	14.39		5.30		53	1.25	14.28	44	4.0	
1145	14.39		5.30		55	1.20	14.76	45	4.0	
1150	14.39		5.29		50	1.15	14.63	45	4.0	
1155	14.39	↓	5.25	↓	40	1.08	14.69	42	4.0	

SIGNATURE(S): [signature]

PAGE___OF___

Tetra Tech NUS, Inc.

GROUNDWATER SAMPLE LOG SHEET

Page___ of ___

Project Site Name: MSA GW Sampling
Project No.:

[] Domestic Well Data
[X] Monitoring Well Data
[] Other Well Type:
[] QA Sample Type:

Sample ID No.: MSA-OMW15-090809
Sample Location: MSA
Sampled By: SBC
C.O.C. No.:
Type of Sample:
[] Low Concentration
[] High Concentration

SAMPLING DATA:

	Color	pH	S.C.	Temp.	Turbidity	DO	Salinity	Other
Date: 9-8-09	(Visual)	(S.U.)	(mS/cm)	(^{0}C)	(NTU)	(mg/l)	(%)	ORP
Time: 1410								
Method: Low flow	Clear	6.66	7.99	16.80	6.2	2.30	0.1	-149

PURGE DATA:

	Volume	pH	S.C.	Temp.	Turbidity	DO	Salinity	Other
Date: 9-8-09								
Method: low flow								
Monitor Reading (ppm):								
Well Casing Diameter & Material Type: 2" PVC								
Total Well Depth (TD): 11.79								
Static Water Level (WL): 5.71								
One Casing Volume(gal/L): 0.52								
Start Purge (hrs): 1325								
End Purge (hrs): 1425								
Total Purge Time (min): 60								
Total Vol. Purged (gal/L): 3								

SAMPLE COLLECTION INFORMATION:

Analysis	Preservative	Container Requirements	Collected
VOC + TIC	HCl	3-40mL vials	
1,4-Dioxane	HCl	3-40mL vials	
Perchlorate	—	1-125 mL plastic bottle	
Hexavalent Chromium	—	1-500mL plastic bottle	
Total metals of Hg	HNO$_3$	1-500mL plastic bottle	
Dissolved metals of Hg	HNO$_3$	1-500mL plastic bottle	
GRO	HCl	3-40mL vials	
DRO	—	2-1L amber	

OBSERVATIONS / NOTES:

Circle if Applicable:

MS/MSD	Duplicate ID No.:

Signature(s):

LOW FLOW PURGE DATA SHEET

PROJECT SITE NAME: MSA-GW Sampling
PROJECT NUMBER:

WELL ID.: MSA-DMW1S-090809
DATE: 9-8-09

Time (Hrs.)	Water Level (Ft. below TOC)	Flow (mL/Min.)	pH (S.U.)	S. Cond. (mS/cm)	Turb. (NTU)	DO (mg/L)	Temp. (Celcius)	ORP mV	Salinity % or ppt	Comments
1330	7.83	300	6.54	1.40	21	4.39	17.03	-115	0.1	
1335	8.28	300	6.59	6.73	9.4	3.27	17.20	-127	0.4	
1340	8.26	300	6.62	8.48	8.1	2.86	17.91	-134	0.5	
1345	8.28	300	6.65	8.20	8.7	2.47	16.88	-145	0.5	
1350	8.29	300	6.65	8.42	8.4	2.42	16.85	-144	0.5	
1355	8.30	300	6.66	7.98	6.4	2.32	16.80	-146	0.4	
1400	8.31	300	6.66	7.44	6.2	2.30	16.82	-149	0.4	
Sampling										

SIGNATURE(S):

PAGE___OF___

Tetra Tech NUS, Inc.

GROUNDWATER SAMPLE LOG SHEET

Page ___ of ___

Project Site Name: MSA GW Sampling
Project No.:

[] Domestic Well Data
[X] Monitoring Well Data
[] Other Well Type:
[] QA Sample Type:

Sample ID No.: MSA-DMW1A-090409
Sample Location: MSA
Sampled By: SBC
C.O.C. No.:
Type of Sample:
[] Low Concentration
[] High Concentration

SAMPLING DATA:

	Color	pH	S.C.	Temp.	Turbidity	DO	Salinity	Other
Date: 9-4-09	(Visual)	(S.U.)	(mS/cm)	(°C)	(NTU)	(mg/l)	(%)	ORP
Time: 1045								
Method: Low Flow	clear	4.91	499	15.49	40	1.07	4.0	196

PURGE DATA:

	Volume	pH	S.C.	Temp.	Turbidity	DO	Salinity	Other
Date: 9-4-09								
Method: Low Flow								
Monitor Reading (ppm):								
Well Casing Diameter & Material Type: 2" PVC								
Total Well Depth (TD):								
Static Water Level (WL): 9.74								
One Casing Volume(gal/L):								
Start Purge (hrs): 1005								
End Purge (hrs): 1100								
Total Purge Time (min): 55								
Total Vol. Purged (gal/L): 3								

SAMPLE COLLECTION INFORMATION:

Analysis	Preservative	Container Requirements	Collected
VOC + TIC	HCl	3-40 mL vials	
1,4-Dioxane	HCl	3-40 mL vials	
Perchlorate	—	1-125 mL plastic bottle	
Hexavalent Chromium	—	1-500 mL plastic bottle	
Total Metals + Hg	HNO_3	1-500 mL plastic bottle	
Dissolved Metals + Hg	HNO_3	1-100 mL plastic bottle	
GRO	HCl	3-40 mL vials	
DRO	~~HCl~~	2-1L amber	

OBSERVATIONS / NOTES:

Circle if Applicable:

MS/MSD | Duplicate ID No.:

Signature(s):

LOW FLOW PURGE DATA SHEET

PROJECT SITE NAME: Dump Road GW Sampling
PROJECT NUMBER:

WELL ID.: MSA-DMW1A-090409
DATE: 9-4-09

Time (Hrs.)	Water Level (Ft. below TOC)	Flow (mL/Min.)	pH (S.U.)	S. Cond. (mS/cm)	Turb. (NTU)	DO (mg/L)	Temp. (Celcius)	ORP mV	Salinity % or ppt	Comments
1005	9.75	250	5.40	44.9	310	1.98	16.63	48	4.0	
1010			5.10		95	1.61	15.63	152		
1015			4.96		70	1.45	15.53	169		
1020			4.94		58	1.34	15.58	178		
1025			4.94		58	1.37	15.67	183		
1030			4.92		50	1.33	15.50	187		
1035			4.91		45	1.02	15.45	194		
1040			4.91		40	1.06	15.42	196		
1045			4.91		40	1.07	15.49	196		

SIGNATURE(S):

PAGE___OF___

Tetra Tech NUS, Inc.

GROUNDWATER SAMPLE LOG SHEET

Page ___ of ___

Project Site Name: MSA GW Sampling
Project No.:

[] Domestic Well Data
[X] Monitoring Well Data
[] Other Well Type:
[] QA Sample Type:

Sample ID No.: MSA-DMW8-092409
Sample Location: MSA
Sampled By: SBC
C.O.C. No.:
Type of Sample:
[] Low Concentration
[] High Concentration

SAMPLING DATA:

	Color (Visual)	pH (S.U.)	S.C. (mS/cm)	Temp. (°C)	Turbidity (NTU)	DO (mg/l)	Salinity (%)	Other ORP
Date: 9-4-09								
Time: 1225								
Method: Low flow	clear	5.32	99.9	16.16	800	1.43	4.0	70

PURGE DATA:

	Volume	pH	S.C.	Temp.	Turbidity	DO	Salinity	Other
Date: 9-4-09								
Method: Low flow								
Monitor Reading (ppm):								
Well Casing Diameter & Material Type: 2" PVC								
Total Well Depth (TD): 81.06								
Static Water Level (WL): 11.62								
One Casing Volume(gal/L): 11.8								
Start Purge (hrs): 1200								
End Purge (hrs): 1230								
Total Purge Time (min): 30								
Total Vol. Purged (gal/L): 3								

SAMPLE COLLECTION INFORMATION:

Analysis	Preservative	Container Requirements	Collected
VOC + TIC	HCl	3-40 mL vials	
1,4-Dioxane	HCl	3-40 mL vials	
Perchlorate	—	1-125 mL plastic bottle	
Hexavalent Chromium	—	1-500 mL plastic bottle	
Total Metals + Hg	HNO3	1-500 mL plastic bottle	
Dissolved metals + Hg	HNO3	1-500 mL plastic bottle	
ORP	HCl	3-40 mL vials	
DRO	—	2-1L amber	

OBSERVATIONS / NOTES:

Circle if Applicable:

MS/MSD	Duplicate ID No.:

Signature(s):

LOW FLOW PURGE DATA SHEET

PROJECT SITE NAME: Dump Road GW Sampling
PROJECT NUMBER:

WELL ID.: MSA-DMW1B-090409
DATE: 9-4-09

Time (Hrs.)	Water Level (Ft. below TOC)	Flow (mL/Min.)	pH (S.U.)	S. Cond. (mS/cm)	Turb. (NTU)	DO (mg/L)	Temp. (Celcius)	ORP mV	Salinity % or ppt	Comments
1205	11.59	200	5.30	18.1	N/A	6.62	15.12	74	1.3	
1205	12.06	↓	5.30	54.7	N/A	4.28	15.65	72	3.7	
1210	12.28	↓	5.31	95.9	N/A	2.90	16.46	73	4.0	
1215	12.71	↓	5.31	↓	750	1.60	16.78	73	4.0	
1220	12.54	↓	5.31	↓	750	1.44	16.19	71	4.0	
1225	12.55	↓	5.32	↓	800	1.43	16.16	70	4.0	

SIGNATURE(S): [signature]

PAGE___OF___

Tetra Tech NUS, Inc.

GROUNDWATER SAMPLE LOG SHEET

Page___ of ___

Project Site Name: MSA GW Sampling
Project No.:

[] Domestic Well Data
[] Monitoring Well Data
[] Other Well Type:
[] QA Sample Type:

Sample ID No.: ~~[illegible]~~ MSA-DMW 25-090109
Sample Location: MSA
Sampled By: SBC
C.O.C. No.:
Type of Sample:
[] Low Concentration
[] High Concentration

SAMPLING DATA:

	Color (Visual)	pH (S.U.)	S.C. (mS/cm)	Temp. (^{0}C)	Turbidity (NTU)	DO (mg/l)	Salinity (%)	Other
Date: 9-1-09								
Time: 1635								ORP
Method: Low Flow	Clear	4.11	99.4	14.56	8.40	1.18	4.0	334

PURGE DATA:

Date: 9-1-09	Volume	pH	S.C.	Temp.	Turbidity	DO	Salinity	Other
Method: Low Flow								
Monitor Reading (ppm):								
Well Casing Diameter & Material								
Type: 2" PVC								
Total Well Depth (TD):								
Static Water Level (WL): 22.12								
One Casing Volume(gal/L):								
Start Purge (hrs): 1555								
End Purge (hrs):								
Total Purge Time (min):								
Total Vol. Purged (gal/L):								

SAMPLE COLLECTION INFORMATION:

Analysis	Preservative	Container Requirements	Collected
VOC + TIC	HCl	3-40 mL vials	
1,4-Dioxane	HCl	3-40 mL vials	
Perchlorate	—	1-125 mL plastic bottle	
Hexavalent Chromium	—	1-500 mL plastic bottle	
Total Metals + Hg	HNO_3	1-500 mL plastic bottle	
Dissolved Metals + Hg	HNO_3	1-500 mL plastic bottle	

OBSERVATIONS / NOTES:

Circle if Applicable:

MS/MSD	Duplicate ID No.:

Signature(s): [signature]

LOW FLOW PURGE DATA SHEET

PROJECT SITE NAME: MSA GW Sampling
PROJECT NUMBER:

WELL ID.: MSA-DMW2S-090109
DATE: 9-01-09

Time (Hrs.)	Water Level (Ft. below TOC)	Flow (mL/Min.)	pH (S.U.)	S. Cond. (mS/cm)	Turb. (NTU)	DO (mg/L)	Temp. (Celcius)	ORP mV	Salinity % or ppt	Comments
1600	22.15	240	4.09	1.92	179	6.35	15.03	307	0.2	
1605	22.11	240	4.04	52.9	171	4.36	15.01	320	2.1	
1610	22.14	240	4.27	99.9	80.9	1.55	15.12	315	4.0	
1615	22.14	240	4.30	99.9	27.5	1.55	15.05	312	4.0	
1620	22.14	240	4.23	99.9	19.6	1.42	14.89	318	4.0	
1625	22.14	240	4.12	99.9	11.9	1.32	14.55	327	~~327~~ 4.0	
1630	22.14	240	4.11	99.9	10.96	1.25	14.41	331	4.0	
1635	22.14	240	4.11	99.9	8.40	1.18	14.56	334	4.0	
Sampling										

SIGNATURE(S): [signature]

PAGE___OF___

Tetra Tech NUS, Inc.

GROUNDWATER SAMPLE LOG SHEET

Page___ of ___

Project Site Name: MIA-GW Sampling
Project No.:

Sample ID No.: MIA DMW25-070801
Sample Location: MIA
Sampled By: SBC
C.O.C. No.:

[] Domestic Well Data
[X] Monitoring Well Data
[] Other Well Type:
[] QA Sample Type:

Type of Sample:
[] Low Concentration
[] High Concentration

SAMPLING DATA:

Date: 9-8-07	Color	pH	S.C.	Temp.	Turbidity	DO	Salinity	Other
Time: 0950	(Visual)	(S.U.)	(mS/cm)	(^{0}C)	(NTU)	(mg/l)	(%)	ORP
Method: Low flow	clear	3.99	99.9	13.89	21	4.13	4.0	371

PURGE DATA:

Date: 9-8-07	Volume	pH	S.C.	Temp.	Turbidity	DO	Salinity	Other
Method: Low flow								
Monitor Reading (ppm):								
Well Casing Diameter & Material Type: 2" PVC								
Total Well Depth (TD):								
Static Water Level (WL): 20.85								
One Casing Volume(gal/L): [illegible]								
Start Purge (hrs): 0915								
End Purge (hrs): 1000								
Total Purge Time (min): 75								
Total Vol. Purged (gal/L): 3								

SAMPLE COLLECTION INFORMATION:

Analysis	Preservative	Container Requirements	Collected
DRO	—	2-1L amber	
GRO	HCl	3-40 mL V.O.A	

OBSERVATIONS / NOTES:

Circle if Applicable:

MS/MSD	Duplicate ID No.:

Signature(s):



LOW FLOW PURGE DATA SHEET

PROJECT SITE NAME: MSA GW Sampling
PROJECT NUMBER:

WELL ID.: MSA-DMW25-090809
DATE: 9-8-09

Time (Hrs.)	Water Level (Ft. below TOC)	Flow (mL/Min.)	pH (S.U.)	S. Cond. (mS/cm)	Turb. (NTU)	DO (mg/L)	Temp. (Celcius)	ORP mV	Salinity % or ppt	Comments
0920	20.85	300	4.03	99.9	110	3.01	14.19	382	4.0	
0925	20.85	300	3.95	99.9	100	2.11	14.02	390	4.0	
0930	20.92	300	3.96	99.9	70	1.62	14.00	384	4.0	
0935	20.93	300	3.99	99.9	45	1.36	13.86	376	4.0	
0940	20.98	300	3.98	99.9	30	1.26	13.87	374	4.0	
0945	20.95	300	3.98	99.9	23	1.17	13.87	372	4.0	
0950	20.95	300	3.99	99.9	21	1.13	13.89	371	4.0	
	Sampling									

SIGNATURE(S): _____

Tetra Tech NUS, Inc.

GROUNDWATER SAMPLE LOG SHEET

Project Site Name: MSA
Project No.:

[] Domestic Well Data
[X] Monitoring Well Data
[] Other Well Type:
[] QA Sample Type:

Sample ID No.: MSA-DMW3A-090309
Sample Location: MSA
Sampled By: DLM
C.O.C. No.:
Type of Sample:
[] Low Concentration
[] High Concentration

SAMPLING DATA:

Date: 9/3/09	Color	pH	S.C.	Temp.	Turbidity	DO	Salinity	Other
Time: 1345	(Visual)	(S.U.)	(mS/cm)	(°C)	(NTU)	(mg/l)	(%)	ORP
Method: Low Flow		4.36	1.83	15.22	600	5.31	0.1	191

PURGE DATA:

Date: 9/3/09	Volume	pH	S.C.	Temp.	Turbidity	DO	Salinity	Other
Method: Low Flow								
Monitor Reading (ppm): N/A								
Well Casing Diameter & Material								
Type: 2" PVC								
Total Well Depth (TD): 54.68								
Static Water Level (WL): 20.66								
One Casing Volume(gal/L): 5.76								
Start Purge (hrs): 1255								
End Purge (hrs): 1415								
Total Purge Time (min): 80 min								
Total Vol. Purged (gal/L):								

SAMPLE COLLECTION INFORMATION:

Analysis	Preservative	Container Requirements	Collected
VOC+TIC	HCl	3-40mL glass vials	
1,4-Dioxane	HCl	3-40mL glass vials	
Perchlorate	—	1-125mL plastic bottle	
CR(VI)	—	1-500mL plastic bottle	
Total Metals + Hg	HNO_3	1-500mL plastic bottle	
Dissolved Metals + Hg	HNO_3	1-500mL plastic bottle	

OBSERVATIONS / NOTES:

Circle if Applicable:

MS/MSD | Duplicate ID No.:

Signature(s):

Dawn L Mackey

LOW FLOW PURGE DATA SHEET

PROJECT SITE NAME: MSA
PROJECT NUMBER:

WELL ID.: MSA-DMW2A-090309
DATE: 9/3/09

Time (Hrs.)	Water Level (Ft. below TOC)	Flow (mL/Min.)	pH (S.U.)	S. Cond. (mS/cm)	Turb. (NTU)	DO (mg/L)	Temp. (Celcius)	ORP mV	Salinity % or ppt	Comments
1255	20.66	—	—	—	—	—	—	—	—	Begin Purge
1300	20.82	140	3.61	1.67	Error	7.23	16.37	249	0.1	
1305	20.89	140	3.99	1.85	Error	6.33	15.91	227	0.1	
1310	20.91	140	4.03	1.88	Error	6.14	15.64	214	0.1	
1315	20.91	140	4.09	1.89	Error	5.76	15.74	207	0.1	
1320	20.91	140	4.02	1.89	1000	5.57	15.60	200	0.1	
1325	20.91	140	4.29	1.88	700	5.52	15.47	196	0.1	
1330	20.91	140	4.35	1.84	650	5.37	15.35	192	0.1	
1340	20.91	140	4.37	1.84	600	5.31	15.35	197	0.1	
1345	20.91	140	4.36	1.83	600	5.31	15.22	191	0.1	Sample
1415	—	—	—	—	—	—	—	—	—	End Purge.

SIGNATURE(S): Deanne L Mathews

Tetra Tech NUS, Inc.

GROUNDWATER SAMPLE LOG SHEET

Page ___ of ___

Project Site Name: MSA GW Sampling
Project No.:

[] Domestic Well Data
[] Monitoring Well Data
[] Other Well Type:
[] QA Sample Type:

Sample ID No.: MSA-DMW35-090309
Sample Location: MSA
Sampled By: JBC
C.O.C. No.:
Type of Sample:
[] Low Concentration
[] High Concentration

SAMPLING DATA:

	Color	pH	S.C.	Temp.	Turbidity	DO	Salinity	Other
Date: 9-3-09	(Visual)	(S.U.)	(mS/cm)	(°C)	(NTU)	(mg/l)	(%)	ORP
Time: 1045								
Method: Low Flow	Clear	8.30	10.6	16.20	13.6	2.77	0.6	-258

PURGE DATA:

	Volume	pH	S.C.	Temp.	Turbidity	DO	Salinity	Other
Date: 9-3-09								
Method: Low Flow								
Monitor Reading (ppm):								
Well Casing Diameter & Material Type: 2" PVC								
Total Well Depth (TD):								
Static Water Level (WL): 10.69								
One Casing Volume(gal/L):								
Start Purge (hrs): 0950								
End Purge (hrs): 1100								
Total Purge Time (min): 70								
Total Vol. Purged (gal/L): 4								

SAMPLE COLLECTION INFORMATION:

Analysis	Preservative	Container Requirements	Collected
VOC + TIC	HCl	3-40 mL vials	
1,4-Dioxane	HCl	3-40 mL vials	
perchlorate	—	1-125 mL plastic bottle	
Hexavalent Chromium	—	1-500 mL plastic bottle	
Total Metals + Hg	HNO_3	1-500 mL plastic bottle	
Dissolved Metals + Hg	HNO_3	1-500 mL plastic bottle	
GRO	HCl	3-40 mL vials	
DRO	—	2-1L amber	

OBSERVATIONS / NOTES:

Circle if Applicable:

MS/MSD | Duplicate ID No.:

Signature(s):

LOW FLOW PURGE DATA SHEET

PROJECT SITE NAME: Dump Road GW Sampling
PROJECT NUMBER:

WELL ID.: MSA-DMW3S-090309
DATE: 9-3-09

Time (Hrs.)	Water Level (Ft. below TOC)	Flow (mL/Min.)	pH (S.U.)	S. Cond. (mS/cm)	Turb. (NTU)	DO (mg/L)	Temp. (Celcius)	ORP mV	Salinity % or ppt	Comments
0950	11.20	60	7.45	99.9	19.9	4.46	15.59	-208	4.0	
0955	11.25		7.58	99.9	12.3	2.87	15.92	-235	4.0	
1000	11.43		7.63	26.9	21.4	3.85	16.20	-253	1.6	
1005	11.55		7.70	24.2	49.9	3.53	16.13	-254	1.4	
1010	11.55		7.81	22.8	60.5	3.36	16.28	-254	1.4	
1015	11.65		7.91	21.7	51.6	3.15	16.39	-253	1.3	
1020	11.49		8.04	20.5	40.4	3.00	16.55	-253	1.2	
1025	11.49		8.10	17.7	33.4	2.92	16.50	-258	1.0	
1030	11.54		8.22	15.7	26.2	2.86	16.45	-261	0.9	
1035	11.54		8.30	12.2	23.9	2.77	16.48	-262	0.7	
1040	11.55		8.31	11.2	15.8	2.76	16.31	-260	0.6	
1045	11.55		8.30	10.6	13.6	2.77	16.20	-258	0.6	

SIGNATURE(S): [signature]

PAGE___OF___

Tetra Tech NUS, Inc.

GROUNDWATER SAMPLE LOG SHEET

Page___ of ___

Project Site Name: MSA GW Supply
Project No.:

[] Domestic Well Data
[X] Monitoring Well Data
[] Other Well Type:
[] QA Sample Type:

Sample ID No.: MSAMW3I-010301
Sample Location: MSA
Sampled By: SDC
C.O.C. No.:
Type of Sample:
[] Low Concentration
[] High Concentration

SAMPLING DATA:

Date: 9-3-04 / Time: 0855 / Method: Low flow	Color (Visual)	pH (S.U.)	S.C. (mS/cm)	Temp. (°C)	Turbidity (NTU)	DO (mg/l)	Salinity (%)	Other ORP
	clear	4.51	99	14.32	12.9	1.36	4.0	104

PURGE DATA:

Date: 9-3-04	Volume	pH	S.C.	Temp.	Turbidity	DO	Salinity	Other
Method: Low flow								
Monitor Reading (ppm):								
Well Casing Diameter & Material Type: 2" PVC								
Total Well Depth (TD): 51.01								
Static Water Level (WL): 15.06								
One Casing Volume(gal/L): 6.11								
Start Purge (hrs): 0920								
End Purge (hrs):								
Total Purge Time (min):								
Total Vol. Purged (gal/L):								

SAMPLE COLLECTION INFORMATION:

Analysis	Preservative	Container Requirements	Collected
VOC + TIC	HCl	3-40mL Vials	
1,4-Dioxane	HCl	3-40mL Vials	
Perchlorate	—	1-125 mL plastic bottle	
Hexavalent Chromium	—	1-500 mL plastic bottle	
Total Metals + Hg	HNO_3	1-100 mL plastic bottle	
Dissolved Metals + Hg	HNO_3	1-500 mL plastic bottle	

OBSERVATIONS / NOTES:

Circle if Applicable:

MS/MSD	Duplicate ID No.:

Signature(s):

LOW FLOW PURGE DATA SHEET

PROJECT SITE NAME: Dump Road GW Sampling
PROJECT NUMBER:

WELL ID.: MSA-DRMW3I-090309
DATE: 9-3-09

Time (Hrs.)	Water Level (Ft. below TOC)	Flow (mL/Min.)	pH (S.U.)	S. Cond. (mS/cm)	Turb. (NTU)	DO (mg/L)	Temp. (Celcius)	ORP mV	Salinity % or ppt	Comments
0825	15.06	150	3.19	44.9	63.4	2.96	14.41	330	9.0	
0830	15.09	↓	4.83	↓	42.3	1.78	14.28	133	↓	
0835	15.01		4.85		36.6	1.67	14.28	126		
0840	↓		4.88		18.7	1.48	14.28	115		
0845			4.90		14.9	1.43	14.25	111		
0850			4.90		15.4	1.38	14.30	108		
0855	↓	↓	4.91	↓	12.9	1.36	14.32	104	↓	

SIGNATURE(S): _____

PAGE___OF___

Tetra Tech NUS, Inc.

GROUNDWATER SAMPLE LOG SHEET

Project Site Name: MSA
Project No.:

[] Domestic Well Data
[X] Monitoring Well Data
[] Other Well Type:
[] QA Sample Type:

Sample ID No.: MSA-DMW3D-090809
Sample Location: MSA
Sampled By: DLM
C.O.C. No.:
Type of Sample:
[] Low Concentration
[] High Concentration

SAMPLING DATA:

Date: 9/8/09	Color	pH	S.C.	Temp.	Turbidity	DO	Salinity	Other
Time: 0935	(Visual)	(S.U.)	(mS/cm)	(°C)	(NTU)	(mg/l)	(%)	ORP
Method: Low Flow		5.34	0.038	14.04	17	4.97	0.0	188

PURGE DATA:

Date: 9/8/09	Volume	pH	S.C.	Temp.	Turbidity	DO	Salinity	Other
Method: Low Flow								
Monitor Reading (ppm): N/A								
Well Casing Diameter & Material Type: 2" PVC								
Total Well Depth (TD): 77.91								
Static Water Level (WL): 15.13								
One Casing Volume(gal/L): 10.67								
Start Purge (hrs): 0903								
End Purge (hrs): 0957								
Total Purge Time (min): 54 min								
Total Vol. Purged (gal/L): 2gal								

SAMPLE COLLECTION INFORMATION:

Analysis	Preservative	Container Requirements	Collected
VOC+TIC	HCl	3-40mL glass vials	
1,4-Dioxane	HCl	3-40mL glass vials	
Perchlorate	—	1-125mL plastic bottle	
CR(VI)	—	1-500mL plastic bottle	
Total Metals+Hg	HNO_3	1-500mL plastic bottle	
Dissolved Metals+Hg	HNO_3	1-500mL plastic bottle	

OBSERVATIONS / NOTES:

Circle if Applicable:

MS/MSD	Duplicate ID No.:

Signature(s): Dawn L Mather

LOW FLOW PURGE DATA SHEET

PROJECT SITE NAME: MSA
PROJECT NUMBER:

WELL ID.: MSA-DMW3D-090809
DATE: 9/8/09

Time (Hrs.)	Water Level (Ft. below TOC)	Flow (mL/Min.)	pH (S.U.)	S. Cond. (mS/cm)	Turb. (NTU)	DO (mg/L)	Temp. (Celcius)	ORP mV	Salinity % or ppt	Comments
0903	15.13	—	—	—	—	—	—	—	—	Begin Purge
0905	15.15	200	5.82	0.038	25	5.95	14.30	244	0.0	
0910		200	5.39	0.038	30	5.66	14.20	256	0.0	
0920	15.12	200	5.25	0.037	20	5.44	14.10	266	0.0	
0925	15.12	200	5.28	0.037	18	5.16	14.09	238	0.0	
0930	15.12	200	5.30	0.037	21	5.08	14.12	221	0.0	
0935	15.12	200	5.34	0.038	17	4.97	14.04	188	0.0	Sample
0957	15.12	—	—	—	—	—	—	—	—	End Purge

SIGNATURE(S): Dawn L Mackey

Tetra Tech NUS, Inc.

GROUNDWATER SAMPLE LOG SHEET

Page___ of ___

MSA-DMW45

Project Site Name: MSA GW Sampling
Project No.:

[] Domestic Well Data
[X] Monitoring Well Data
[] Other Well Type:
[] QA Sample Type:

Sample ID No.: MSA-DMW45-[illegible]
Sample Location: MSA
Sampled By: SBC
C.O.C. No.:
Type of Sample:
[] Low Concentration
[] High Concentration

SAMPLING DATA:

	Color (Visual)	pH (S.U.)	S.C. (mS/cm)	Temp. (°C)	Turbidity (NTU)	DO (mg/l)	Salinity (%)	Other
Date: 9-3-09								
Time: 1315								ORP
Method: Low flow	Clear	5.19	99.9	15.03	57.0	1.20	4.0	61

PURGE DATA:

Date:	Volume	pH	S.C.	Temp.	Turbidity	DO	Salinity	Other
Method: Low flow								
Monitor Reading (ppm):								
Well Casing Diameter & Material								
Type: 2" PVC								
Total Well Depth (TD): ~~[illegible]~~	25.15							
Static Water Level (WL): 18.69	19.67							
One Casing Volume(gal/L): 0.93								
Start Purge (hrs): 1230								
End Purge (hrs): 1340								
Total Purge Time (min): 70								
Total Vol. Purged (gal/L): 3								

SAMPLE COLLECTION INFORMATION:

Analysis	Preservative	Container Requirements	Collected
VOC + TIC	HCl	3, 40 mL viles	—
1,4-Dioxane	HCl	3-40 mL viles	—
Perchlorate	—	1-125 mL plastic bottle	
Total ppm + Hg	—	1-500 mL plastic bottle	—
Dissolved ppm + Hg	HNO_3	1-500 mL plastic bottle	—
Hexavalent Chromium	HNO_3	1-500 mL plastic bottle	—
~~[illegible]~~ GRO	HCl	3-40 mL viles	
DRO	—	2-1L amber	
Dissolved Gases	HCl	3-40 mL viles	
Fe, K, Mn, Ca, Na, SiO_2, Mg	HNO_3	1-500 mL plastic bottle	

OBSERVATIONS / NOTES:

DOC	H_2SO_4	2-40 mL viles
TDS, Alk, Anions	—	1-1L plastic

Circle if Applicable:

MS/MSD	Duplicate ID No.:

Signature(s): [signature]

LOW FLOW PURGE DATA SHEET

PROJECT SITE NAME: MSA GW Sampling
PROJECT NUMBER:

WELL ID.: MSA-DMW45-080305
DATE: 8-3-05

Time (Hrs.)	Water Level (Ft. below TOC)	Flow (mL/Min.)	pH (S.U.)	S. Cond. (mS/cm)	Turb. (NTU)	DO (mg/L)	Temp. (Celcius)	ORP mV	Salinity % or ppt	Comments
1230	19.74	210	4.96	999	32.8	8.98	14.08			
1235	19.70	210	5.02	99.9	31.7	1.70				
1240	19.67	210	5.05	99.9	31.2	1.68				
1245	19.70	210	5.10	99.9	33.3	1.55				
1250	19.71	210	5.15	99.9	17.4	1.42				
1255	19.70	210	5.16	99.9	14.7	1.41				
1300	19.70	210	5.18	99.9	108.1	1.37				
1305	19.72	210	5.18	99.9	71.5	1.32				
1310	19.72	210	5.18	99.9	60.9	1.32				
1315	19.72	210	5.19	99.9	57.0	1.20				
	Sampling									

SIGNATURE(S): [signature]

PAGE___OF___

Tetra Tech NUS, Inc.

GROUNDWATER SAMPLE LOG SHEET

Project Site Name: Manlius State Airport
Project No.: 112IC0298-2A

Sample ID No.: MW4I-090109
Sample Location: MW4I
Sampled By: MP
C.O.C. No.:

[] Domestic Well Data
[X] Monitoring Well Data
[] Other Well Type:
[] QA Sample Type:

Type of Sample:
[] Low Concentration
[] High Concentration

SAMPLING DATA:

Date: 9-01-09	Color	pH	S.C.	Temp.	Turbidity	DO	Salinity	Other
Time: 1523	(Visual)	(S.U.)	(mS/cm)	(^{0}C)	(NTU)	(mg/l)	(%)	ORP
Method: Bladder pump	Cloudy	4.13	4.52	14.88	110	4.15	0.2	286

PURGE DATA:

Date: 9-1-09	Volume	pH	S.C.	Temp.	Turbidity	DO	Salinity	Other
Method: Bladder pump								
Monitor Reading (ppm): 0.0								
Well Casing Diameter & Material Type: 2" PVC		See Low Flow Purge						
Total Well Depth (TD): —								
Static Water Level (WL): 19.90			Data Sheet					
One Casing Volume(gal/L): —								
Start Purge (hrs): 1417								
End Purge (hrs): 1518								
Total Vol. Purged (gal/L): 4.0								

SAMPLE COLLECTION INFORMATION:

Analysis	Preservative	Container Requirements	Collected
VOCs	HCl	3 - 40 ml VOA	✓
Total ppm	HNO3	1 - 500 ml Poly	✓
Diss ppm	HNO3	1 - 500 ml Poly	✓
Diss Gasses	HCl	3 - 40 ml VOA	✓
DOC	H2SO4	2 - 40 ml VOA	✓
Alk, TDS, Anions	ICE	1 - 1L Poly	✓
Cr (VI)	ICE	1 - 500 ml Poly	✓
Perchlorate	ICE	1 - 250 ml Poly	✓

OBSERVATIONS / NOTES:

Circle if Applicable:

MS/MSD	Duplicate ID No.:
—	

Signature(s):

LOW FLOW PURGE DATA SHEET

PROJECT SITE NAME: Martin State Airport
PROJECT NUMBER: 112IC0298-2A

WELL ID.: DMW 4I-090009
DATE: 9-1-09

Time (Hrs.)	Water Level (Ft. below TOC)	Flow (mL/Min.)	pH (S.U.)	S. Cond. (mS/cm)	Turb. (NTU)	DO (mg/L)	Temp. (Celcius)	ORP mV	Salinity % or ppt	Comments
1417	19.90	—	—	—	—	—	—	—	—	Initial, no odor
1418	20.00	500	4.23	4.83	>999	11.54	17.18	353	0.1	Cloudy water
1423	19.90	260	4.12	9.0	>999	6.64	14.95	271	0.2	
1428	19.90	260	4.10	9.99	>999	4.91	15.01	277	0.4	
1433	19.90	260	4.11	6.82	750	4.65	14.92	279	0.4	
1438	19.90	260	4.13	6.00	450	4.55	14.90	280	0.2	
1443	19.90	260	4.13	6.50	300	4.39	14.96	284	0.3	
1448	19.90	260	4.13	6.57	240	4.30	14.95	287	0.3	
1453	19.90	260	4.13	6.52	190	4.22	14.92	287	0.3	
1458	19.90	260	4.12	5.20	140	4.21	14.82	286	0.3	
1503	19.90	260	4.12	5.18	110	4.16	14.83	286	0.3	
1508	19.90	260	4.13	4.50	110	4.16	14.86	286	0.2	
1513	19.90	260	4.13	4.53	110	4.15	14.87	286	0.2	
1518	19.00	260	4.13	4.52	110	4.15	14.88	286	0.2	

Well Parameters Stabilize

Sampling Begins

SIGNATURE(S): [signature]

Tetra Tech NUS, Inc.

GROUNDWATER SAMPLE LOG SHEET

Project Site Name: MSA GW Sampling
Project No.:

Sample ID No.: MSA-DMW(4)-090304
Sample Location: MSA
Sampled By: SDL
C.O.C. No.:

[] Domestic Well Data
[X] Monitoring Well Data
[] Other Well Type:
[] QA Sample Type:

Type of Sample:
[] Low Concentration
[] High Concentration

SAMPLING DATA:

Date: 9-3-04 / Time: 1530 / Method: Low Flow	Color (Visual)	pH (S.U.)	S.C. (mS/cm)	Temp. (°C)	Turbidity (NTU)	DO (mg/l)	Salinity (%)	Other ORP
	clear	3.94	99.9	15.09	22.2	1.20	4.0	366

PURGE DATA:

Date: 9-3-04	Volume	pH	S.C.	Temp.	Turbidity	DO	Salinity	Other
Method: Low Flow								
Monitor Reading (ppm):								
Well Casing Diameter & Material Type: 2" PVC								
Total Well Depth (TD): 66.12								
Static Water Level (WL): 24.79								
One Casing Volume(gal/L): 6.18								
Start Purge (hrs): 1450								
End Purge (hrs): 1540								
Total Purge Time (min): 50								
Total Vol. Purged (gal/L): 3								

SAMPLE COLLECTION INFORMATION:

Analysis	Preservative	Container Requirements	Collected
VOC & TIC	HCl	3-40 mL vials	-
1,4-Dioxane	HCl	3-40 mL vials	-
Perchlorate	—	1-125 mL plastic bottle	
Total Metals + Hg	HNO_3	1-500 mL plastic bottle	-
Dissolved Metals + Hg	HNO_3	1-500 mL plastic bottle	-
Hexavalent Chromium	—	1-500 mL plastic bottle	-
Dissolved Gasses	HCl	3-40 mL vials	
Fe, K, Mn, Ca, Na, Si, Al, Mg	HNO_3	1-500 mL plastic bottle	-
DIC	H_2SO_4	2-4 mL vials	-
TDS, Alk, Anions	—	1-1L plastic	

OBSERVATIONS / NOTES:

Circle if Applicable:

MS/MSD | Duplicate ID No.:

Signature(s):

LOW FLOW PURGE DATA SHEET

PROJECT SITE NAME: MSA GW Sampling
PROJECT NUMBER:

WELL ID.: MSA-DMW/4D-090304
DATE: 9-3-04

Time (Hrs.)	Water Level (Ft. below TOC)	Flow (mL/Min.)	pH (S.U.)	S. Cond. (mS/cm)	Turb. (NTU)	DO (mg/L)	Temp. (Celcius)	ORP mV	Salinity % or ppt	Comments
1450	19.90	~~300~~	~~3.91~~	99.9	57.3	4.11	16.63	285	4.0	
1455	19.90	~~300~~	~~3.98~~	99.9	74.2	3.00	15.36	312	4.0	
1500	19.90	~~300~~	~~3.94~~	99.9	353	3.10	14.94	328	4.0	
1505	19.81	300	3.93	99.9	241	1.64	14.94	345	4.0	
1510	19.90	300	3.93	99.9	218	1.58	15.13	348	4.0	
1515	19.90	300	3.93	99.9	223	1.44	15.11	355	4.0	
1520	19.90	300	3.94	99.9	230	1.33	15.05	360	4.0	
1525	19.90	300	3.94	99.9	235	1.05	15.08	364	4.0	
1530	19.90	300	3.94	99.9	232	1.20	15.09	366	4.0	
Sampling										

SIGNATURE(S): _____

Tetra Tech NUS, Inc.

GROUNDWATER SAMPLE LOG SHEET

Project Site Name: Manston State Airport
Project No.: 112IC 0298 -2A

[] Domestic Well Data
[X] Monitoring Well Data
[] Other Well Type:
[] QA Sample Type:

Sample ID No.: Dmw 55-090309
Sample Location: Dmw 55
Sampled By: WP
C.O.C. No.:
Type of Sample:
[] Low Concentration
[] High Concentration

SAMPLING DATA:

Date: 9-3-09	Color	pH	S.C.	Temp.	Turbidity	DO	Salinity	Other
Time: 1211	(Visual)	(S.U.)	(mS/cm)	(^{0}C)	(NTU)	(mg/l)	(%)	ORP
Method: Bladder pump	Clear	4.32	1.84	16.25	1.3	4.10	0.1	181

PURGE DATA:

Date: 9-3-09	Volume	pH	S.C.	Temp.	Turbidity	DO	Salinity	Other
Method: Bladder pump								
Monitor Reading (ppm): 0.0								
Well Casing Diameter & Material Type: 2" PVC			See Low Flow Purge Data Sheet					
Total Well Depth (TD): —								
Static Water Level (WL): 20.40								
One Casing Volume(gal/L): —								
Start Purge (hrs): 1109								
End Purge (hrs): 1206								
Total Purge Time (min): 57								
Total Vol. Purged (gal/L): 2.6								

SAMPLE COLLECTION INFORMATION:

Analysis	Preservative	Container Requirements	Collected
VOCs	HCl	3 - 40 ml VOA	✓
1,4 Dioxane	HCl	3 - 40 ml VOA	✓
Cnc	HCl	3 - 40 ml VOA	/
Ons	ICE	2 - 1L Amber	/
Total RPm + Hg	HNO3	1 - 500 ml Poly	/
Diss RPm + Hg	HNO3	1 - 500 ml Poly	/
Hex Cr (VI)	ICE	1 - 500 ml poly	/
Perchlorate	ICE	1 - 250 ml poly	/

OBSERVATIONS / NOTES:

Circle if Applicable:

MS/MSD

Duplicate ID No.:

Signature(s):

LOW FLOW PURGE DATA SHEET

PROJECT SITE NAME: Mandan State Airport
PROJECT NUMBER: 112ICO299-24

WELL ID.: DMW5s-090309
DATE: 9-3-09

Time (Hrs.)	Water Level (Ft. below TOC)	Flow (mL/Min.)	pH (S.U.)	S. Cond. (mS/cm)	Turb. (NTU)	DO (mg/L)	Temp. (Celcius)	ORP mV	Salinity % or ppt	Comments
1109	20.45	—	—	—	—	—	—	—	—	Initial no odor
1111	20.80	300	5.03	5.26	10	7.54	16.62	155	0.4	Clear water
1116	20.90	130	5.01	6.73	7.9	5.17	16.47	127	0.3	↓
1121	21.00	130	5.00	3.39	5.3	4.66	16.14	106	0.2	↓
1126	21.00	130	5.09	2.61	21	4.44	16.02	86	0.1	Slightly cloudy
1131	21.05	130	5.12	2.08	32	4.30	16.04	77	0.1	
1136	21.05	130	5.08	1.92	35	4.21	16.11	81	0.1	
1141	21.05	130	4.79	1.95	8.4	4.18	16.09	122	0.1	Clear water
1146	21.05	130	4.59	1.94	2.0	4.14	16.22	143	0.1	
1151	21.05	130	4.47	1.94	1.2	4.14	16.15	164	0.1	
1156	21.05	130	4.38	1.96	1.5	4.13	16.16	173	0.1	
1201	21.05	130	4.34	1.92	1.4	4.11	16.21	178	0.1	
1206	21.05	130	4.32	1.84	1.3	4.10	16.25	181	0.1	↓
		Well parameters				Stabilized				
		Sampling	Begins							

SIGNATURE(S): WO

Tetra Tech NUS, Inc.

GROUNDWATER SAMPLE LOG SHEET

Project Site Name: MSA
Project No.:

[] Domestic Well Data
[X] Monitoring Well Data
[] Other Well Type:
[] QA Sample Type:

Sample ID No.: MSA-DMW5I-090809
Sample Location: MSA
Sampled By: DLM
C.O.C. No.:
Type of Sample:
[] Low Concentration
[] High Concentration

SAMPLING DATA:

Date: 9/8/09	Color	pH	S.C.	Temp.	Turbidity	DO	Salinity	Other
Time: 1435	(Visual)	(S.U.)	(mS/cm)	(°C)	(NTU)	(mg/l)	(%)	ORP
Method: Low Flow		3.88	0.701	14.74	0.00	8.46	0.0	417

PURGE DATA:

Date: 9/8/09	Volume	pH	S.C.	Temp.	Turbidity	DO	Salinity	Other
Method: Low Flow								
Monitor Reading (ppm): N/A								
Well Casing Diameter & Material Type: 2" PVC								
Total Well Depth (TD): 51.92								
Static Water Level (WL): 20.42								
One Casing Volume(gal/L):								
Start Purge (hrs): 1405								
End Purge (hrs): 1451								
Total Purge Time (min): 46 min								
Total Vol. Purged (gal/L): 2 gal								

SAMPLE COLLECTION INFORMATION:

Analysis	Preservative	Container Requirements	Collected
VOC + TIC	HCl	3-40mL glass vials	
1,4-Dioxane	HCl	3-40mL glass vials	
Perchlorate	—	1-125mL plastic bottle	
CR(VI)	[redacted]	1-500mL plastic bottle	
Total Metals + Hg	HNO_3	1-500mL plastic bottle	
Dissolved Metals + Hg	HNO_3	1-500mL plastic bottle.	

OBSERVATIONS / NOTES:

Circle if Applicable:

MS/MSD | Duplicate ID No.:

Signature(s): Dawn L Machry

LOW FLOW PURGE DATA SHEET

PROJECT SITE NAME: _____ WELL ID.: MSA-DMW5I-090809
PROJECT NUMBER: _____ DATE: 9/8/09

Time (Hrs.)	Water Level (Ft. below TOC)	Flow (mL/Min.)	pH (S.U.)	S. Cond. (mS/cm)	Turb. (NTU)	DO (mg/L)	Temp. (Celcius)	ORP mV	Salinity % or ppt	Comments
1405	20.42	—	—	—	—	—	—	—	—	Begin Purging
1410	20.48	200	4.06	0.697	0.55	8.99	15.19	368	0.0	
1415	20.50	200	3.93	0.698	0.25	8.71	14.96	392	0.0	
1420	20.50	200	3.91	0.700	0.00	8.66	14.83	403	0.0	
1425	20.51	200	3.88	0.701	0.05	8.54	14.85	411	0.0	
1430	20.51	200	3.88	0.701	0.00	8.46	14.83	412	0.0	
1435	20.52	200	3.88	0.701	0.00	8.46	14.74	417	0.0	Sample
1451	20.52	—	—	—	—	—	—	—	—	End Purge

SIGNATURE(S): Daniel J. Mackey

Tetra Tech NUS, Inc.

GROUNDWATER SAMPLE LOG SHEET

Project Site Name: MSA
Project No.:

[] Domestic Well Data
[X] Monitoring Well Data
[] Other Well Type:
[] QA Sample Type:

Sample ID No.: MSA-DMW65-090309
Sample Location: MSA
Sampled By: DLM
C.O.C. No.:
Type of Sample:
[] Low Concentration
[] High Concentration

SAMPLING DATA:

	Color (Visual)	pH (S.U.)	S.C. (mS/cm)	Temp. (°C)	Turbidity (NTU)	DO (mg/l)	Salinity (%)	Other
Date: 9/3/09								
Time: 0905								ORP
Method: Low Flow		6.96	1.87	14.46	19	4.00	0.1	-103

PURGE DATA:

	Volume	pH	S.C.	Temp.	Turbidity	DO	Salinity	Other
Date: 9/3/09								
Method: Low Flow								
Monitor Reading (ppm): N/A								
Well Casing Diameter & Material								
Type: 2" PVC								
Total Well Depth (TD): 45.78								
Static Water Level (WL): 17.60								
One Casing Volume(gal/L):								
Start Purge (hrs): 0818								
End Purge (hrs): 0922								
Total Purge Time (min): 64 min								
Total Vol. Purged (gal/L):								

SAMPLE COLLECTION INFORMATION:

Analysis	Preservative	Container Requirements	Collected
VOC + TIC	HCl	3-40mL glass viles	
1,4-Dioxane	HCl	3-40mL glass viles	
CR(VI)	—	1-500mL plastic bottle	
Total Metals + Hg	HNO_3	1-500mL plastic bottles	
Dissolved Metals + Hg	HNO_3	1-500mL plastic bottles	
Perchlorate	—	1-255mL plastic bottle	
GRO	HCl	3-40mL glass viles	
DRO	—	2-1L amber glass bottles	

OBSERVATIONS / NOTES:

Circle if Applicable:

MS/MSD	Duplicate ID No.:

Signature(s): Dawn L Mulvey

LOW FLOW PURGE DATA SHEET

PROJECT SITE NAME: MSA
PROJECT NUMBER:

WELL ID.: MSA-DMW6S-090309
DATE: 9/3/09

Time (Hrs.)	Water Level (Ft. below TOC)	Flow (mL/Min.)	pH (S.U.)	S. Cond. (mS/cm)	Turb. (NTU)	DO (mg/L)	Temp. (Celcius)	ORP mV	Salinity % or ppt	Comments
0818	17.60	—	—	—	—	—	—	—	—	Begin Purge
0825	17.65	200	6.40	1.75	120	5.12	13.88	-72	0.1	
0830	17.66	200	6.73	1.89	120	4.57	14.12	-90	0.1	
0835	17.64	200	6.83	1.91	150	4.36	14.19	-96	0.1	
0840	17.64	200	6.88	1.91	110	4.25	14.22	-100	0.1	
0845	17.64	200	6.92	1.89	75	4.16	14.21	-102	0.1	
0850	17.64	200	6.92	1.88	50	4.12	14.23	-102	0.1	
0855	17.64	200	6.94	1.88	34	4.07	14.23	-103	0.1	
0900	17.66	200	6.96	1.87	24	3.99	14.37	-103	0.1	
0905	17.66	200	6.96	1.87	19	4.00	14.46	-103	0.1	Sample
0922	17.67	-	-	-	-	-	-	-	-	End Purge

SIGNATURE(S): Dawn L Mackey

Tetra Tech NUS, Inc.

GROUNDWATER SAMPLE LOG SHEET

Project Site Name: MSA
Project No.:

[] Domestic Well Data
[X] Monitoring Well Data
[] Other Well Type:
[] QA Sample Type:

Sample ID No.: MSA-DMW6I-090309
Sample Location: MSA
Sampled By: DLM
C.O.C. No.:
Type of Sample:
[] Low Concentration
[] High Concentration

SAMPLING DATA:

Date: 9/3/09	Color	pH	S.C.	Temp.	Turbidity	DO	Salinity	Other
Time: 1015	(Visual)	(S.U.)	(mS/cm)	(°C)	(NTU)	(mg/l)	(%)	ORP
Method: Low Flow		4.32	0.904	14.86	110	0.00	0.0	202

PURGE DATA:

Date: 9/3/09	Volume	pH	S.C.	Temp.	Turbidity	DO	Salinity	Other
Method: Low Flow								
Monitor Reading (ppm): N/A								
Well Casing Diameter & Material Type: 2" PVC								
Total Well Depth (TD):								
Static Water Level (WL): 17.43								
One Casing Volume(gal/L):								
Start Purge (hrs): 0942								
End Purge (hrs): 1035								
Total Purge Time (min): 53min								
Total Vol. Purged (gal/L):								

SAMPLE COLLECTION INFORMATION:

Analysis	Preservative	Container Requirements	Collected
VOC+TIC	HCl	3-40mL glass vials	
1,4-Dioxane	HCl	3-40mL glass vials	
Perchlorate	—	1-125mL plastic bottle	
CR(VI)	—	1-500mL plastic bottle	
Total Metals+Hg	HNO_3	1-500mL plastic bottle	
Dissolved Metals+Hg	HNO_3	1-500mL plastic bottle	

OBSERVATIONS / NOTES:

Circle if Applicable:

MS/MSD | Duplicate ID No.:

Signature(s):

Dawn L Mulvey

LOW FLOW PURGE DATA SHEET

PROJECT SITE NAME: MSA
PROJECT NUMBER:

WELL ID.: MSA-DMW6I-090309
DATE: 9/3/09

Time (Hrs.)	Water Level (Ft. below TOC)	Flow (mL/Min.)	pH (S.U.)	S. Cond. (mS/cm)	Turb. (NTU)	DO (mg/L)	Temp. (Celcius)	ORP mV	Salinity % or ppt	Comments
0942	17.43	—	—	—	—	—	—	—	—	Begin Purge
0949	17.45	200	3.13	0.869	210	0.00	15.60	346	0.0	
0955	17.45	200	4.04	0.905	140	0.00	14.77	255	0.0	
1000	17.45	200	4.10	0.909	120	0.00	14.18	239	0.0	
1005	17.45	200	4.20	0.907	120	0.00	14.37	231	0.0	
1010	17.45	200	4.31	0.904	120	0.00	14.77	224	0.0	
1015	17.45	200	4.32	0.904	110	0.00	14.86	222	0.0	Sample
1020	17.45	—	—	—	—	—	—	—	—	End Purge

SIGNATURE(S): Dawn L Mackey

Tetra Tech NUS, Inc.

GROUNDWATER SAMPLE LOG SHEET

Project Site Name: MSA
Project No.:

[] Domestic Well Data
[X] Monitoring Well Data
[] Other Well Type:
[] QA Sample Type:

Sample ID No.: MSA-DMW6D-090309
Sample Location: MSA
Sampled By: DLM
C.O.C. No.:
Type of Sample:
[] Low Concentration
[] High Concentration

SAMPLING DATA:

Date: 9/3/09	Color	pH	S.C.	Temp.	Turbidity	DO	Salinity	Other
Time: 1140	(Visual)	(S.U.)	(mS/cm)	(°C)	(NTU)	(mg/l)	(%)	ORP
Method: Low Flow		4.84	0.415	15.43	170	0.00	0.0	321

PURGE DATA:

Date: 9/3/09	Volume	pH	S.C.	Temp.	Turbidity	DO	Salinity	Other
Method: Low Flow								
Monitor Reading (ppm): N/A								
Well Casing Diameter & Material								
Type: 2" PVC								
Total Well Depth (TD):	65.22							
Static Water Level (WL): 17.47								
One Casing Volume(gal/L):								
Start Purge (hrs): 1050								
End Purge (hrs): 1202								
Total Purge Time (min): 72 min								
Total Vol. Purged (gal/L):								

SAMPLE COLLECTION INFORMATION:

Analysis	Preservative	Container Requirements	Collected
VOC + TIC	HCl	3-40mL glass vials	
1,4-Dioxane	HCl	3-40 mL glass vials	
Perchlorate	—	1-125mL plastic bottle	
CR(VI)	—	1-500mL plastic bottle	
Total Metals + Hg	HNO_3	1-500 mL plastic bottle	
Dissolved metals + Hg	HNO_3	1-500 mL plastic bottles	

OBSERVATIONS / NOTES:

Circle if Applicable:

MS/MSD | Duplicate ID No.:

Signature(s): Dawn L Mahurin

LOW FLOW PURGE DATA SHEET

PROJECT SITE NAME: MSA
PROJECT NUMBER:

WELL ID.: MSA-DMW#6D-090309
DATE: 9/3/09

Time (Hrs.)	Water Level (Ft. below TOC)	Flow (mL/Min.)	pH (S.U.)	S. Cond. (mS/cm)	Turb. (NTU)	DO (mg/L)	Temp. (Celcius)	ORP mV	Salinity % or ppt	Comments
1050	17.47	—	—	—	—	—	—	—	—	Begin Purge
1100	17.68	200	4.51	0.450	39	0.00	16.16	225	0.0	
1105	17.69	200	4.37	0.441	260	0.00	15.56	257	0.0	
1110	17.68	200	4.41	0.421	260	0.00	15.53	270	0.0	
1115	17.68	200	4.45	0.417	250	0.00	15.50	279	0.0	
1120	17.68	200	4.50	0.414	220	0.00	15.45	293	0.0	
1125	17.68	200	4.62	0.414	200	0.00	15.42	306	0.0	
1130	17.68	200	4.71	0.414	190	0.00	15.47	316	0.0	
1135	17.68	200	4.83	0.415	180	0.00	15.49	322	0.0	
1140	17.68	200	4.84	0.415	170	0.00	15.43	321	0.0	Sample
1202	17.85	—	—	—	—	—	—	—	—	End Purge

SIGNATURE(S): Deanne L Mullen

Tetra Tech NUS, Inc.

GROUNDWATER SAMPLE LOG SHEET

Project Site Name: MSA
Project No.:

[] Domestic Well Data
[X] Monitoring Well Data
[] Other Well Type:
[] QA Sample Type:

Sample ID No.: MSA-DMW8S-090209
Sample Location: MSA
Sampled By: DLM
C.O.C. No.:
Type of Sample:
[] Low Concentration
[] High Concentration

SAMPLING DATA:

Date: 9/2/09	Color	pH	S.C.	Temp.	Turbidity	DO	Salinity	Other
Time: 1440	(Visual)	(S.U.)	(mS/cm)	(°C)	(NTU)	(mg/l)	(%)	ORP
Method: Low Flow		5.30	1.61	16.13	19	4.95	0.1	94

PURGE DATA:

Date: 9/2/09	Volume	pH	S.C.	Temp.	Turbidity	DO	Salinity	Other
Method: Low Flow								
Monitor Reading (ppm): N/A								
Well Casing Diameter & Material Type: 2" PVC								
Total Well Depth (TD):								
Static Water Level (WL): 14.48								
One Casing Volume(gal/L):								
Start Purge (hrs): 1407								
End Purge (hrs): 1504								
Total Purge Time (min): 57 min								
Total Vol. Purged (gal/L):								

SAMPLE COLLECTION INFORMATION:

Analysis	Preservative	Container Requirements	Collected
VOC + TIC	HCl	3-40mL viles	
1,4-Dioxane	HCl	3-40mL viles	
Perchlorate	—	1-125mL plastic bottle	
Total Metals + Hg	HNO_3	1-500mL plastic bottle	
Dissolved Metals + Hg	HNO_3	1-500mL plastic bottle	
CR(VI)	—	1-500mL plastic bottle	
GRO	HCl	3-40mL glass viles	
DRO	—	2-1L amber glass bottles	

OBSERVATIONS / NOTES:

Circle if Applicable:

MS/MSD	Duplicate ID No.:

Signature(s): Diana L Mackey

LOW FLOW PURGE DATA SHEET

PROJECT SITE NAME: MSA
PROJECT NUMBER:

WELL ID.: MSA-DMW85-090209
DATE: 9/2/09

Time (Hrs.)	Water Level (Ft. below TOC)	Flow (mL/Min.)	pH (S.U.)	S. Cond. (mS/cm)	Turb. (NTU)	DO (mg/L)	Temp. (Celcius)	ORP mV	Salinity % or ppt	Comments
1407	14.48	—	—	—	—	—	—	—	—	Begin Purge.
1410	15.25	180	5.94	1.57	120	5.89	16.18	86	0.1	
1415	15.26	180	5.92	1.58	100	5.38	16.42	95	0.1	
1420	15.32	180	5.85	1.60	50	5.28	16.14	99	0.1	
1425	*15.37	180	5.83	1.60	26	5.18	16.05	97	0.1	*Ran into pump.
1430		180	5.82	1.61	19	5.07	16.01	95	0.1	
1435		180	5.81	1.61	18	4.95	16.19	94	0.1	
1440		180	5.80	1.61	19	4.95	16.13	94	0.1	Sample
1504		[illegible]	—	—	—	—	—	—	—	End Purge

SIGNATURE(S): [signature]

Tetra Tech NUS, Inc.

GROUNDWATER SAMPLE LOG SHEET

Page ___ of ___

Project Site Name: MSA GW Sampling
Project No.:

[] Domestic Well Data
[X] Monitoring Well Data
[] Other Well Type:
[] QA Sample Type:

Sample ID No.: MSA-DMW 8I-090209
Sample Location: MSA
Sampled By: JBC
C.O.C. No.:
Type of Sample:
[] Low Concentration
[] High Concentration

SAMPLING DATA:

	Color	pH	S.C.	Temp.	Turbidity	DO	Salinity	Other
Date: 9-2-09	(Visual)	(S.U.)	(mS/cm)	(°C)	(NTU)	(mg/l)	(%)	ORP
Time: 1405	clear	3.86	99.9	15.15	1.60	1.57	4.0	280
Method: Low Flow								

PURGE DATA:

	Volume	pH	S.C.	Temp.	Turbidity	DO	Salinity	Other
Date: 9-2-09								
Method: Low Flow								
Monitor Reading (ppm):								
Well Casing Diameter & Material Type: 2" PVC								
Total Well Depth (TD): 40.56								
Static Water Level (WL): 14.81								
One Casing Volume(gal/L): 4.38								
Start Purge (hrs): 1335								
End Purge (hrs): 1420								
Total Purge Time (min): 45								
Total Vol. Purged (gal/L): 3								

SAMPLE COLLECTION INFORMATION:

Analysis	Preservative	Container Requirements	Collected
VOC's TLC	HCl	3-40 mL vials	
1,4-Dioxane	HCl	3-40 mL vials	
Perchlorate	—	1-125 mL Plastic bottle	
Hexavalent Chromium	—	1-500 mL plastic bottle	
Total Metals 6010	HNO3	1-500 mL plastic bottle	
Dissolved Metals 6010	HNO3	1-500 mL plastic bottle	
~~GRO~~	~~HCl~~	~~3-40 mL vials~~	
~~DRO~~	—	~~1-1L amber~~	

OBSERVATIONS / NOTES:

Circle if Applicable:

MS/MSD	Duplicate ID No.:

Signature(s):

LOW FLOW PURGE DATA SHEET

PROJECT SITE NAME: MSA GW Sampling
PROJECT NUMBER:

WELL ID.: MSA-DMW8I-090209
DATE: 8-2-09

Time (Hrs.)	Water Level (Ft. below TOC)	Flow (mL/Min.)	pH (S.U.)	S. Cond. (mS/cm)	Turb. (NTU)	DO (mg/L)	Temp. (Celcius)	ORP mV	Salinity % or ppt	Comments
1335	14.82	60	3.70	99.7	513	4.73	17.81	322	4.0	
1340	14.82	60	3.90	99.9	447	2.45	19.91	286	4.0	
1345	14.82	60	3.91	99.9	416	2.93	20.37	287	4.0	
1350	14.82	300	3.91	99.5	120	2.40	16.67	273	4.0	
1355	14.84	300	3.85	99.9	125	1.73	15.18	278	4.0	
1400	14.84	250	3.87	99.9	144	1.59	15.66	289	4.0	
1405	14.84	250	3.86	99.9	160	1.57	15.85	280	4.0	
	Sampling									

SIGNATURE(S):

Tetra Tech NUS, Inc.

GROUNDWATER SAMPLE LOG SHEET

Page ___ of ___

Project Site Name: MSA GW Sampling
Project No.:

[] Domestic Well Data
[X] Monitoring Well Data
[] Other Well Type:
[] QA Sample Type:

Sample ID No.: MSA-DMW8D-090209
Sample Location: MSA
Sampled By: SBC
C.O.C. No.:
Type of Sample:
[] Low Concentration
[] High Concentration

SAMPLING DATA:

Date: ~~9-2-09~~ 9-2-09	Color (Visual)	pH (S.U.)	S.C. (mS/cm)	Temp. (°C)	Turbidity (NTU)	DO (mg/l)	Salinity (%)	Other ORP
Time: 1515	clear	4.27	99.9	16.22	1.76	1.39	4.0	284
Method: Low flow								

PURGE DATA:

Date: 9-2-09	Volume	pH	S.C.	Temp.	Turbidity	DO	Salinity	Other
Method: Low Flow								
Monitor Reading (ppm):								
Well Casing Diameter & Material Type: 2" PVC								
Total Well Depth (TD): 65.30								
Static Water Level (WL): 14.90								
One Casing Volume(gal/L): 11.1								
Start Purge (hrs): 1445								
End Purge (hrs): 1530								
Total Purge Time (min): 45								
Total Vol. Purged (gal/L): 3								

SAMPLE COLLECTION INFORMATION:

Analysis	Preservative	Container Requirements	Collected
VOC + TIC	HCl	3-40 mL vials	
1,4-Dioxane	HCl	3-40 mL vials	
Perchlorate	—	1-125 mL plastic bottle	
Hexavalent Chromium	—	1-500 mL plastic bottle	
Total Metals + Hg	HNO3	1-500 mL plastic bottle	
Dissolved Metals + Hg	HNO3	1-500 mL plastic bottle	

OBSERVATIONS / NOTES:

Circle if Applicable:

MS/MSD	Duplicate ID No.:

Signature(s):

LOW FLOW PURGE DATA SHEET

PROJECT SITE NAME: MSA GW Sampling
PROJECT NUMBER:

WELL ID.: MSA-DMW 8D-090209
DATE: 9-2-09

Time (Hrs.)	Water Level (Ft. below TOC)	Flow (mL/Min.)	pH (S.U.)	S. Cond. (mS/cm)	Turb. (NTU)	DO (mg/L)	Temp. (Celcius)	ORP mV	Salinity % or ppt	Comments
1445	14.81	125	4.26	99.4	14.8	4.52	18.76	229	4.0	
1450	14.81	125	4.23	99.9	3.85	2.58	16.45	260	4.0	
1455	14.81	125	4.25	99.9	3.14	1.99	16.22	282	4.0	
1500	14.81	125	4.26	99.9	2.82	1.86	16.49	260	4.0	
1505	14.81	125	4.27	99.9	1.96	1.61	16.55	271	4.0	
1510	14.81	125	4.27	99.9	2.06	1.42	16.35	282	4.0	
1515	14.81	125	4.27	99.9	1.76	1.34	16.22	284	4.0	
Sampling										

SIGNATURE(S):

PAGE___OF___

Tetra Tech NUS, Inc.

GROUNDWATER SAMPLE LOG SHEET

Page ___ of ___

Project Site Name: MSA GW Sampling
Project No.:

[] Domestic Well Data
[X] Monitoring Well Data
[] Other Well Type:
[] QA Sample Type:

Sample ID No.: MSA-DMW 9S-090204
Sample Location: MSA
Sampled By: SBC
C.O.C. No.:
Type of Sample:
[] Low Concentration
[] High Concentration

SAMPLING DATA:

Date: 9-2-09	Color (Visual)	pH (S.U.)	S.C. (mS/cm)	Temp. (°C)	Turbidity (NTU)	DO (mg/l)	Salinity (%)	Other ORP
Time: 1210								
Method: Low flow	Clear	6.09	99.9	18.10	2.72	1.80	4.0	-85

PURGE DATA:

Date: 9-2-09	Volume	pH	S.C.	Temp.	Turbidity	DO	Salinity	Other
Method: Low flow								
Monitor Reading (ppm):								
Well Casing Diameter & Material Type: 2" PVC								
Total Well Depth (TD): 14.20								
Static Water Level (WL): 9.45								
One Casing Volume(gal/L): 0.81								
Start Purge (hrs): 1140								
End Purge (hrs): 1230								
Total Purge Time (min): 50								
Total Vol. Purged (gal/L): 3								

SAMPLE COLLECTION INFORMATION:

Analysis	Preservative	Container Requirements	Collected
VOC + TIC	HCl	3-40 mL Vials	
1,4-Dioxane	HCl	2-40 mL Vials	
Perchlorate		1-125 mL plastic bottle	
Hexavalent Chromium	—	1-500 mL plastic bottle	
Total Metals + Hg	HNO_3	1-500 mL plastic bottle	
Dissolved Metals + Hg	HNO_3	1-500 mL plastic bottle	
6A10	HCl	3-40 mL Vials	
DA10	—	2-1L amber	

OBSERVATIONS / NOTES:

Circle if Applicable:

MS/MSD	Duplicate ID No.:

Signature(s):

LOW FLOW PURGE DATA SHEET

PROJECT SITE NAME: Dump Road GW Sampling
PROJECT NUMBER:

WELL ID.: MSA-DMW95-090209
DATE: 9-2-09

Time (Hrs.)	Water Level (Ft. below TOC)	Flow (mL/Min.)	pH (S.U.)	S. Cond. (mS/cm)	Turb. (NTU)	DO (mg/L)	Temp. (Celcius)	ORP mV	Salinity % or ppt	Comments
1140	9.45	225	6.08	9.99	3.16	5.89	17.07	-73	4.0	
1145	9.38	170	6.02	99.9	3.16	2.02	16.88	-90		
1150	9.40	↓	6.06	99.9	1.41	1.98	17.55	-93		
1155	9.42		6.09	99.5	3.81	1.92	17.85	-84		
1200	9.42		6.08	↓	2.78	1.88	17.96	-89		
1205	9.42		6.11		3.14	1.81	17.86	-85		
1210	9.43	↓	6.09	↓	2.72	1.80	18.10	-83	↓	

SIGNATURE(S):

Tetra Tech NUS, Inc.

GROUNDWATER SAMPLE LOG SHEET

Project Site Name: MSA
Project No.:

[] Domestic Well Data
[X] Monitoring Well Data
[] Other Well Type:
[] QA Sample Type:

Sample ID No.: MSA-MW9I-090209
Sample Location: 9/2/09
Sampled By: DLM
C.O.C. No.:
Type of Sample:
[] Low Concentration
[] High Concentration

SAMPLING DATA:

Date: 9/2/09	Color	pH	S.C.	Temp.	Turbidity	DO	Salinity	Other
Time: 1205	(Visual)	(S.U.)	(mS/cm)	(°C)	(NTU)	(mg/l)	(%)	ORP
Method: Low Flow		6.38	0.801	14.98	N/A	4.27	0.0	51

PURGE DATA:

Date: 9/2/09	Volume	pH	S.C.	Temp.	Turbidity	DO	Salinity	Other
Method: Low Flow								
Monitor Reading (ppm): N/A								
Well Casing Diameter & Material Type: 2" PVC								
Total Well Depth (TD): 59.86								
Static Water Level (WL): 9.41								
One Casing Volume(gal/L): 8.58								
Start Purge (hrs): 1105								
End Purge (hrs): 1217								
Total Purge Time (min): 72 min								
Total Vol. Purged (gal/L):								

SAMPLE COLLECTION INFORMATION:

Analysis	Preservative	Container Requirements	Collected
VOC + TIC	HCl	3-40mL glass vials	
1,4-Dioxane	HCl	3-40mL glass vials	
Perchlorate	—	1-125 mL plastic bottle	
CR(VI)	—	1-500mL plastic bottle	
Total Metals + Hg	HNO_3	1-500mL plastic bottle	
Dissolved Metals + Hg	HNO_3	1-500 mL plastic bottle	

OBSERVATIONS / NOTES:

Circle if Applicable:

MS/MSD	Duplicate ID No.:

Signature(s): Danny L Mullins

LOW FLOW PURGE DATA SHEET

PROJECT SITE NAME: MSA
PROJECT NUMBER:

WELL ID.: MSA-DMW9I-090209
DATE: 9/2/09

Time (Hrs.)	Water Level (Ft. below TOC)	Flow (mL/Min.)	pH (S.U.)	S. Cond. (mS/cm)	Turb. (NTU)	DO (mg/L)	Temp. (Celcius)	ORP mV	Salinity % or ppt	Comments
1105	9.41	—	—	—	—	—	—	—	—	
1110	9.61	300	6.23	0.858	N/A	4.59	15.56	59	0.0	Begin Flow
1115	9.61	300	6.22	0.850	N/A	4.49	16.24	59	0.0	
1120	9.48	300	6.28	0.840	866	4.38	16.70	58	0.0	
1125	9.50	300	6.36	0.836	654	4.45	16.88	56	0.0	
1130	9.52	300	6.43	0.843	—	4.47	16.96	52	0.0	
1135	9.53	300	6.47	0.821	—	4.13	18.88	46	0.0	
1140	9.55	300	6.49	0.835	499	4.90	15.66	50	0.0	
1145	9.55	300	6.50	0.818	446	4.18	15.04	47	0.0	
1150	9.60	300	6.41	0.824	928	4.53	15.01	51	0.0	
1155	9.61	300	6.41	0.817	1083	4.35	14.98	51	0.0	
1200	9.65	300	6.39	0.804	N/A	4.21	14.87	51	0.0	
1205	9.60	300	6.38	0.801	N/A	4.27	14.98	51	0.0	
1211	9.61	—	—	—	—	—	—	—	—	Sample End Purge

SIGNATURE(S): Dianne L Mackey

Tetra Tech NUS, Inc.

GROUNDWATER SAMPLE LOG SHEET

Project Site Name: MSA
Project No.:

[] Domestic Well Data
[X] Monitoring Well Data
[] Other Well Type:
[] QA Sample Type:

Sample ID No.: MSA-DMW9D-090209
Sample Location: MSA
Sampled By: DLM
C.O.C. No.:
Type of Sample:
[] Low Concentration
[] High Concentration

SAMPLING DATA:

	Color (Visual)	pH (S.U.)	S.C. (mS/cm)	Temp. (°C)	Turbidity (NTU)	DO (mg/l)	Salinity (%)	Other
Date: 9/2/09								ORP
Time: 1320								
Method: Low Flow		5.19	0.320	15.54	25	4.65	0.0	92

PURGE DATA:

	Volume	pH	S.C.	Temp.	Turbidity	DO	Salinity	Other
Date: 9/2/09								
Method: Low Flow								
Monitor Reading (ppm): N/A								
Well Casing Diameter & Material								
Type: 2" PVC								
Total Well Depth (TD): 65.71								
Static Water Level (WL): 9.58								
One Casing Volume(gal/L): 9.5								
Start Purge (hrs): 1246								
End Purge (hrs): 1337								
Total Purge Time (min): 51 min								
Total Vol. Purged (gal/L):								

SAMPLE COLLECTION INFORMATION:

Analysis	Preservative	Container Requirements	Collected
VOC+TIC	HCl	3-40mL glass vites	
1,4-Dioxane	HCl	3-40mL glass vites	
Perchlorate	—	1-125mL plastic bottles	
CR(VI)	—	1-500mL plastic bottle	
Total Metals + Hg	HNO_3	1-500mL plastic bottle	
Dissolved Metals + Hg	HNO_3	1-500mL plastic bottle	

OBSERVATIONS / NOTES:

Circle if Applicable:

MS/MSD	Duplicate ID No.:

Signature(s): Dianne L Marling

1030 AM

555

LOW FLOW PURGE DATA SHEET

PROJECT SITE NAME: MSA
PROJECT NUMBER:

WELL ID.: MSA-DMW9D-090209
DATE: 9/2/09

Time (Hrs.)	Water Level (Ft. below TOC)	Flow (mL/Min.)	pH (S.U.)	S. Cond. (mS/cm)	Turb. (NTU)	DO (mg/L)	Temp. (Celcius)	ORP mV	Salinity % or ppt	Comments
1246	9.58	—	—	—	—	—	—	—	—	
1255	9.62	120	3.46	0.363	12.7	9.11	16.83	304	0.0	Begin Purge.
1300	9.63	120	4.46	0.303		6.49	16.33	185	0.0	
1305	9.65	120	5.12	0.307		5.10	16.06	108	0.0	
1310	9.66	120	5.16	0.312	34	4.90	15.96	102	0.0	
1315	9.65	120	5.20	0.318	30	4.69	15.71	94	0.0	
1320	9.65	120	5.19	0.320	25	4.65	15.54	92	0.0	Sample
1327	9.73	—	—	—	—	—	—	—	—	End Purge.

SIGNATURE(S): Deanna L Martinez

Tetra Tech NUS, Inc.

GROUNDWATER SAMPLE LOG SHEET

Page ___ of ___

Project Site Name: MSA GW Sampling
Project No.:

[] Domestic Well Data
[X] Monitoring Well Data
[] Other Well Type:
[] QA Sample Type:

Sample ID No.: MSA-DMW1US-090409
Sample Location: MSA
Sampled By: SBC
C.O.C. No.:
Type of Sample:
[] Low Concentration
[] High Concentration

SAMPLING DATA:

Date: 9-4-09 / Time: 1350 / Method: Low Flow	Color (Visual)	pH (S.U.)	S.C. (mS/cm)	Temp. (°C)	Turbidity (NTU)	DO (mg/l)	Salinity (%)	Other ORP
	Clear	6.29	999	18.95	39	1.31	4.0	-111

PURGE DATA:

Date: 9-4-09	Volume	pH	S.C.	Temp.	Turbidity	DO	Salinity	Other
Method: Low Flow								
Monitor Reading (ppm):								
Well Casing Diameter & Material Type: 2" PVC								
Total Well Depth (TD):								
Static Water Level (WL): 7.89								
One Casing Volume(gal/L):								
Start Purge (hrs): 1320								
End Purge (hrs): 1400								
Total Purge Time (min): 40								
Total Vol. Purged (gal/L): 3								

SAMPLE COLLECTION INFORMATION:

Analysis	Preservative	Container Requirements	Collected
VOC + TIC	HCl	3-40 mL Vials	
1,4-Dioxane	HCl	3-40 mL Vials	
Perchlorate	—	1-125 mL plastic bottle	
Hexavalent Chromium	—	1-500 mL plastic bottle	
Total metals + Hg	HNO_3	1-500 mL plastic bottle	
Dissolved metals + Hg	HNO_3	1-500 mL plastic bottle	
GRO	HCl	3-40 mL vials	
DRO	—	2-1 L amber	

OBSERVATIONS / NOTES:

Circle if Applicable:

MS/MSD	Duplicate ID No.:

Signature(s):

LOW FLOW PURGE DATA SHEET

PROJECT SITE NAME: Dump Road GW Sampling
PROJECT NUMBER:

WELL ID.: MJA-DMW10S-090409
DATE: 9-4-09

Time (Hrs.)	Water Level (Ft. below TOC)	Flow (mL/Min.)	pH (S.U.)	S. Cond. (mS/cm)	Turb. (NTU)	DO (mg/L)	Temp. (Celcius)	ORP mV	Salinity % or ppt	Comments
1320	7.41	200	6.23	99.9	100					
1325	7.41	↓	6.17	↓	70					
1330	↓		6.26		240					
1335			6.28		190					
1340			6.28		130					
1345	7.91		6.29		80					
1350	7.91	↓	6.29	↓	39					

SIGNATURE(S): _____

PAGE___OF___

Tetra Tech NUS, Inc.

GROUNDWATER SAMPLE LOG SHEET

Project Site Name: Martin State Airport
Project No.: 112IC0298-2A

[] Domestic Well Data
[X] Monitoring Well Data
[] Other Well Type:
[] QA Sample Type:

Sample ID No.: DMW11S-090809
Sample Location: DMW11S
Sampled By: LP
C.O.C. No.:
Type of Sample:
[] Low Concentration
[] High Concentration

SAMPLING DATA:

	Color (Visual)	pH (S.U.)	S.C. (mS/cm)	Temp. (°C)	Turbidity (NTU)	DO (mg/l)	Salinity (%)	Other
Date: 9-8-09								
Time: 1230								
Method: Bladder pump	Clear	5.76	1.19	20.31	8.3	3.01	0.0	ORP -4

PURGE DATA:

	Volume	pH	S.C.	Temp.	Turbidity	DO	Salinity	Other
Date: 9-8-09								
Method: Bladder pump								
Monitor Reading (ppm): 0.0								
Well Casing Diameter & Material Type: 2" PVC								
Total Well Depth (TD): -			See Low Flow Purge					
Static Water Level (WL):								
One Casing Volume(gal/L):			Data Sheet					
Start Purge (hrs): 1138								
End Purge (hrs): 1225								
Total Purge Time (min): 47								
Total Vol. Purged (gal/L): 2.0								

SAMPLE COLLECTION INFORMATION:

Analysis	Preservative	Container Requirements	Collected
VOC	HCl	3 - 40 ml VOA	✓
1,4 Dioxane	HCl	3 - 40 ml VOA	✓
BOD	HCl	3 - 40 ml VOA	✓
~~TDS, Alk, Anions~~	ICE	~~4~~	
Ca (VI)	ICE	1 - 500 ml Poly	✓
DRO	ICE	2 - 1L Ambers	✓
Total ppm + Hg	HNO3	1 - 500 ml Poly	✓
D.ss ppm + Hg	HNO3	1 - 500 ml Poly	✓
~~D.ss Gases~~	HCl	~~3~~	
~~Fe, K, Mn, Ca, Na, Sr, Cl, Mg~~	~~HNO3~~	~~1~~	

OBSERVATIONS / NOTES:

~~DOC~~	~~H2SO4~~	~~2~~	
Perchlorate	ICE	1 - 125 ml Poly	✓

Circle if Applicable:

MS/MSD | Duplicate ID No.:

Signature(s):

LOW FLOW PURGE DATA SHEET

PROJECT SITE NAME: Martin State Airport
PROJECT NUMBER: 112IC0298-2A

WELL ID.: Omw 11s - 090809
DATE: 9-8-09

Time (Hrs.)	Water Level (Ft. below TOC)	Flow (mL/Min.)	pH (S.U.)	S. Cond. (mS/cm)	Turb. (NTU)	DO (mg/L)	Temp. (Celcius)	ORP mV	Salinity % or ppt	Comments
1138		—	—	—	—	—	—	—	—	
1140		300	5.88	99.5	120	0.92	20.63	12	4.0	Initial measure
1145		140	5.74	49.5	40	3.64	20.72	7	3.0	Cloudy water
1150		140	5.67	13.0	27	3.63	20.50	12	0.8	Slightly cloudy
1155		140	5.67	9.99	25	3.57	20.10	6	0.3	
1200		140	5.68	9.99	15	3.37	20.17	3	0.1	
1205		140	5.70	4.67	12	3.17	20.13	3	0.2	
1210		140	5.71	2.13	10	3.10	20.19	2	0.1	
1215		140	5.73	1.23	9.5	3.04	20.24	-1	0.1	
1220		140	5.75	1.21	8.3	3.02	20.29	-3	0.0	Clear water
1225		140	5.76	1.19	8.3	3.01	20.31	-4	0.0	
			Well	Parameters		Stabilize				
				Sampling		Begins				

SIGNATURE(S): NA

Tetra Tech NUS, Inc.

GROUNDWATER SAMPLE LOG SHEET

Project Site Name: Martin State Airport
Project No.: 112IC 0298 - 2A

[] Domestic Well Data
[X] Monitoring Well Data
[] Other Well Type:
[] QA Sample Type:

Sample ID No.: DMW 11I - 090809
Sample Location: DMW 11I
Sampled By: WP
C.O.C. No.:
Type of Sample:
[] Low Concentration
[] High Concentration

SAMPLING DATA:

	Color (Visual)	pH (S.U.)	S.C. (mS/cm)	Temp. (^{0}C)	Turbidity (NTU)	DO (mg/l)	Salinity (%)	Other
Date: 9-8-09								
Time: 1107								
Method: Bladder pump	Clear	5.45	0.90	17.08	8.8	4.67	0.0	ORP 213

PURGE DATA:

	Volume	pH	S.C.	Temp.	Turbidity	DO	Salinity	Other
Date: 9-8-09								
Method: Bladder pump								
Monitor Reading (ppm): 0.0								
Well Casing Diameter & Material Type: 2" PVC		See Low Flow purge						
Total Well Depth (TD):								
Static Water Level (WL):			Data Sheet					
One Casing Volume(gal/L):								
Start Purge (hrs): 1015								
End Purge (hrs): 1102								
Total Purge Time (min): 47								
Total Vol. Purged (gal/L): 2.0								

SAMPLE COLLECTION INFORMATION:

Analysis	Preservative	Container Requirements	Collected
VOCs	HCl	3 - 40 ml VOA	✓
1,4 Dioxane	ICE	3 - 40 ml VOA	✓
Total ppm + Hg	HNO3	1 - 500 ml Poly	✓
Diss ppm + Hg	HNO3	1 - 500 ml Poly	✓
Perchlorate	ICE	1 - 1250 ml Poly	✓
Hex Cr	ICE	1 - 500 ml Poly	✓

OBSERVATIONS / NOTES:

Circle if Applicable:

MS/MSD	Duplicate ID No.:	Signature(s):
		[signature]

LOW FLOW PURGE DATA SHEET

PROJECT SITE NAME: Martin State Airport
PROJECT NUMBER: 112IC0298-2A

WELL ID.: DMW11I-090809
DATE: 9-8-09

Time (Hrs.)	Water Level (Ft. below TOC)	Flow (mL/Min.)	pH (S.U.)	S. Cond. (mS/cm)	Turb. (NTU)	DO (mg/L)	Temp. (Celcius)	ORP mV	Salinity % or ppt	Comments
1015		—	—	—	—	—	—	—	—	Initial, no odor
1017		300	8.31	0.91	30	7.29	18.42	130	0.0	Slightly cloudy
1022		130	6.88	0.90	23	5.65	17.80	160	0.0	
1027		130	6.26	0.90	16	5.25	17.86	191	0.0	
1032		130	5.67	0.90	15	5.02	17.48	216	0.0	
1037		130	5.54	0.90	12	4.95	17.53	220	0.0	
1042		130	5.52	0.90	13	4.79	17.97	219	0.0	
1047		130	5.47	0.90	11	4.73	17.84	215	0.0	
1052		130	5.48	0.90	8.6	4.71	17.11	214	0.0	Clean water
1057		130	5.47	0.90	8.7	4.69	17.10	211	0.0	
1102		130	5.45	0.90	8.8	4.67	17.08	213	0.0	
		Well parameters Stabilize								
		Sampling Begins								

SIGNATURE(S): _____

Tetra Tech NUS, Inc.

GROUNDWATER SAMPLE LOG SHEET

Project Site Name: MSA
Project No.:

[] Domestic Well Data
[X] Monitoring Well Data
[] Other Well Type:
[] QA Sample Type:

Sample ID No.: MSA-MW14I-090809
Sample Location: MSA
Sampled By: DLM
C.O.C. No.:
Type of Sample:
[] Low Concentration
[] High Concentration

SAMPLING DATA:

Date: 9/8/09	Color	pH	S.C.	Temp.	Turbidity	DO	Salinity	Other
Time: 1255	(Visual)	(S.U.)	(mS/cm)	(°C)	(NTU)	(mg/l)	(%)	ORP
Method: Low Flow		6.81	1.61	15.47	2.9	4.19	0.1	-81

PURGE DATA:

Date: 9/8/09	Volume	pH	S.C.	Temp.	Turbidity	DO	Salinity	Other
Method: Low Flow								
Monitor Reading (ppm): N/A								
Well Casing Diameter & Material Type: 2" PVC								
Total Well Depth (TD): 50.44								
Static Water Level (WL): 10.62								
One Casing Volume(gal/L):								
Start Purge (hrs): 1222								
End Purge (hrs): 1324								
Total Purge Time (min): 62 min								
Total Vol. Purged (gal/L):								

SAMPLE COLLECTION INFORMATION:

Analysis	Preservative	Container Requirements	Collected
VOC+TIC	HCl	3-40mL glass vials	
1,4-Dioxane	HCl	3-40mL glass vials	
Perchlorate	—	1-125mL plastic bottle	
CR(VI)	—	1-500mL plastic bottle	
Total Metals + Hg	HNO_3	1-500mL plastic bottle	
Dissolved Metals + Hg	HNO_3	1-500mL plastic bottle	

OBSERVATIONS / NOTES:

Circle if Applicable:

MS/MSD	Duplicate ID No.:

Signature(s): Damon L Murphy

LOW FLOW PURGE DATA SHEET

PROJECT SITE NAME: MSA
PROJECT NUMBER:

WELL ID.: MSA-MW14I-090809
DATE: 9/8/09

Time (Hrs.)	Water Level (Ft. below TOC)	Flow (mL/Min.)	pH (S.U.)	S. Cond. (mS/cm)	Turb. (NTU)	DO (mg/L)	Temp. (Celcius)	ORP mV	Salinity % or ppt	Comments
1222	10.62	—	—	—	—	—	—	—	—	Begin Purge
1225	10.70	280	6.63	1.61	70	5.58	15.67	-64	0.1	
1230	10.70	280	6.79	1.61	13	4.58	15.51	-74	0.1	
1235	10.71	280	6.80	1.60	9.9	4.38	15.49	-76	0.1	
1240	10.71	280	6.81	1.60	6.6	4.29	15.58	-79	0.1	
1245	10.71	280	6.81	1.61	5.5	4.24	15.52	-80	0.1	
1250	10.71	280	6.81	1.61	4.1	4.20	15.53	-81	0.1	
1255	10.71	280	6.81	1.61	2.9	4.19	15.47	-81	0.1	Sample.
1324	10.73	—	—	—	—	—	—	—	—	End Purge

SIGNATURE(S): Dawn L Martin

Tetra Tech NUS, Inc.

GROUNDWATER SAMPLE LOG SHEET

Project Site Name: MSA
Project No.:

[] Domestic Well Data
[X] Monitoring Well Data
[] Other Well Type:
[] QA Sample Type:

Sample ID No.: MSA-MW14D-090809
Sample Location: MSA
Sampled By: DLM
C.O.C. No.:
Type of Sample:
[] Low Concentration
[] High Concentration

SAMPLING DATA:

Date: 9/8/09	Color	pH	S.C.	Temp.	Turbidity	DO	Salinity	Other
Time: 1150	(Visual)	(S.U.)	(mS/cm)	(°C)	(NTU)	(mg/l)	(%)	ORP
Method: Low Flow		5.35	0.015	15.73	4.4	4.48	0.0	283

PURGE DATA:

Date: 9/8/09	Volume	pH	S.C.	Temp.	Turbidity	DO	Salinity	Other
Method: Low Flow								
Monitor Reading (ppm): N/A								
Well Casing Diameter & Material Type: 2" PVC								
Total Well Depth (TD): >100								
Static Water Level (WL): 7.71								
One Casing Volume(gal/L):								
Start Purge (hrs): 1117								
End Purge (hrs): 1208								
Total Purge Time (min): 51 min								
Total Vol. Purged (gal/L): 3.0 gal								

SAMPLE COLLECTION INFORMATION:

Analysis	Preservative	Container Requirements	Collected
VOC + TIC	HCl	3-40 mL glass vials	
1,4-Dioxane	HCl	3-40 mL glass vials	
CR (VI)	—	1-500 mL plastic bottle	
Total Metals + Hg	HNO_3	1-500 mL plastic bottle	
Dissolved Metals + Hg	HNO_3	1-500 mL plastic bottle	

OBSERVATIONS / NOTES:

Circle if Applicable:

MS/MSD	Duplicate ID No.:

Signature(s): Dianne L Markin

LOW FLOW PURGE DATA SHEET

PROJECT SITE NAME: MSA
PROJECT NUMBER:

WELL ID.: MSA - MW14D - 090809
DATE: 9/8/09

Time (Hrs.)	Water Level (Ft. below TOC)	Flow (mL/Min.)	pH (S.U.)	S. Cond. (mS/cm)	Turb. (NTU)	DO (mg/L)	Temp. (Celcius)	ORP mV	Salinity % or ppt	Comments
1117	7.71	—	—	—	—	—	—	—	—	Begin Purge
1120	8.30	280	5.54	0.016	7.7	5.47	15.89	260	0.0	
1125	~~8.39~~ 8.70	280	5.42	0.016	5.1	4.88	15.83	271	0.0	
1135	~~8.60~~ 8.76	280	5.37	0.015	5.4	4.63	15.83	276	0.0	
1140	8.75	280	5.37	0.015	4.5	4.56	15.81	278	0.0	
1145	8.76	280	5.36	0.015	7.6	4.51	15.82	281	0.0	
1150	8.77	280	5.35	0.015	4.4	4.48	15.73	283	0.0	
1208	8.81	—	—	—	—	—	—	—	—	sample. End Purge

SIGNATURE(S): Dawn L Martinez

Tetra Tech NUS, Inc.

GROUNDWATER SAMPLE LOG SHEET

Project Site Name: MSA GW Sampling
Project No.:

Sample ID No.: MSA-MW155-0825
Sample Location: MSA
Sampled By: SBC
C.O.C. No.:

[] Domestic Well Data
[X] Monitoring Well Data
[] Other Well Type:
[] QA Sample Type:

Type of Sample:
[] Low Concentration
[] High Concentration

SAMPLING DATA:

Date: 8/25/09	Color	pH	S.C.	Temp.	Turbidity	DO	Salinity	Other
Time: 0950	(Visual)	(S.U.)	(mS/cm)	(^{0}C)	(NTU)	(mg/l)	(%)	ORP
Method: Low Flow	Clear	4.57	6.31	17.25	4.6	4.08	0.3	159

PURGE DATA:

Date: 8/25/09	Volume	pH	S.C.	Temp.	Turbidity	DO	Salinity	Other
Method: Low Flow								
Monitor Reading (ppm): N/A								
Well Casing Diameter & Material Type: 2" PVC								
Total Well Depth (TD): 22.40								
Static Water Level (WL): 8.48'								
One Casing Volume(gal/L): 2.37								
Start Purge (hrs): 0850								
End Purge (hrs): 1106								
Total Purge Time (min): 256 min								
Total Vol. Purged (gal/L): 39 l								

SAMPLE COLLECTION INFORMATION:

Analysis	Preservative	Container Requirements	Collected
VOC + TIC	HCl	3-40mL vials	
1,4-Dioxane	HCl	3-40mL vials	
Perchlorate	—	1-125mL plastic bottle	
Hexavalent Chromium	—	1-500mL plastic bottle	
Total Metals + Hg	HNO_3	1-500mL plastic bottle	
Dissolved Metals + Hg	HNO_3	1-500mL plastic bottle	
GRO	HCl	3-40mL vials	
DRO	—	2-1L amber	

OBSERVATIONS / NOTES:

Circle if Applicable:

MS/MSD | Duplicate ID No.:

Signature(s):

LOW FLOW PURGE DATA SHEET

PROJECT SITE NAME: Martin State Airport
PROJECT NUMBER:

WELL ID.: MSA-MW15S-082509
DATE: 8/25/09

Time (Hrs.)	Water Level (Ft. below TOC)	Flow (mL/Min.)	0.1 pH (S.U.)	3% S. Cond. (mS/cm)	10 Turb. (NTU)	10% DO (mg/L)	3% Temp. (Celcius)	10% ORP mV	Salinity % or ppt	Comments
0850	8.48'	120	4.57	79.5	~~8.8~~	4.05	16.57	155	4.0	
0855	8.77	120	4.54	99.9	~~18~~	2.31	16.68	155	4.0	
0900	9.04	~~120~~	4.55	99.9	75	2.18	16.98	158	4.0	
0905	9.49	100	4.56	99.9	21	2.64	16.61	158	4.0	
0910	9.92	100	4.57	58.1	10	3.81	17.18	158	3.0	
0915	10.19	100	4.57	43.6	4.9	3.88	17.25	157	2.8	
0920	10.45	100	4.58	37.4	4.0	3.92	17.49	157	2.4	
0925	10.62	100	4.59	26.10	5.6	4.01	17.42	158	1.5	
0930	10.81	100	4.58	24.6	4.7	4.05	17.19	157	1.6	
0935	11.00	100	4.58	11.6	4.6	4.03	17.12	158	0.7	
0940	11.25	100	4.57	7.43	8.1	4.06	17.12	158	0.4	
0945	11.51	100	4.58	5.91	2.4	4.03	17.21	157	0.3	
0950	11.67	100	4.57	6.31	4.6	4.02	17.25	159	0.3	
1106	13.03	End of Sampling								

SIGNATURE(S):

Tetra Tech NUS, Inc.

GROUNDWATER SAMPLE LOG SHEET

Page___ of ___

Project Site Name: MSA GW Sampling
Project No.:

[] Domestic Well Data
[] Monitoring Well Data
[] Other Well Type:
[] QA Sample Type:

Sample ID No.: MSA-MW15I-0826
Sample Location: MSA
Sampled By: SBC
C.O.C. No.:
Type of Sample:
[] Low Concentration
[] High Concentration

SAMPLING DATA:

	Color	pH	S.C.	Temp.	Turbidity	DO	Salinity	Other
Date: 8/26/09	(Visual)	(S.U.)	(mS/cm)	(°C)	(NTU)	(mg/l)	(%)	ORP
Time: 1030								
Method: Low Flow	Clear	5.34	~~0.60~~ 15.42	10.0	100	3.22	0.0	-41

PURGE DATA:

	Volume	pH	S.C.	Temp.	Turbidity	DO	Salinity	Other
Date: 8/26/09								
Method: Low Flow								
Monitor Reading (ppm): N/A								
Well Casing Diameter & Material Type: 2" PVC								
Total Well Depth (TD): 47.49								
Static Water Level (WL): ~~7.17~~ 6.95								
One Casing Volume(gal/L): 6.89								
Start Purge (hrs): 0909								
End Purge (hrs): 1130								
Total Purge Time (min): 221								
Total Vol. Purged (gal/L): 13.91								

47.49
- 6.95
40.54
x 0.17
28378
40540
6.8918

SAMPLE COLLECTION INFORMATION:

Analysis	Preservative	Container Requirements	Collected
VOC + TIC	HCl	3-40 mL vials	
1,4-Dioxane	HCl	3-40 mL vials	
Perchlorate	<	1-125 mL plastic bottle	
Hexavalent chromium	—	1-500 mL plastic bottle	
Total metals + Hg	HNO_3	1-500 mL plastic bottle	
Dissolved metals + Hg	HNO_3	1-500 mL plastic bottle	

OBSERVATIONS / NOTES:

Circle if Applicable:

MS/MSD | Duplicate ID No.:

Signature(s):

1111

LOW FLOW PURGE DATA SHEET

PROJECT SITE NAME: MSA GW Sampling
PROJECT NUMBER:

WELL ID.: MSA-MW[illegible]I-082609
DATE: 8-26-09

Time (Hrs.)	Water Level (Ft. below TOC)	Flow (mL/Min.)	pH (S.U.)	S. Cond. (mS/cm)	Turb. (NTU)	DO (mg/L)	Temp. (Celcius)	ORP mV	Salinity % or ppt	Comments
0909	7.26	300	5.66	0.091	370	6.77	15.73	-18	0.0	
0915	7.27	300	5.65	1.24	380	5.44	15.66	-25	0.1	
0920	7.28	300	5.59	2.13	340	4.88	15.55	-26	0.1	
0925	7.29	300	5.53	3.48	180	4.52	15.52	-30	0.2	
0930	7.31	300	5.48	5.42	130	4.23	15.46	-33	0.3	
0935	7.31	300	5.46	5.75	100	4.11	15.42	-33	0.3	
0940	7.31	300	5.44	4.75	90	3.94	15.46	-35	0.2	
0945	7.31	300	5.40	5.17	95	3.84	15.43	-35	0.3	
0950	7.31	300	5.37	5.43	95	3.79	15.38	-35	0.3	
0955	7.31	300	5.36	3.25	116	3.63	15.39	-36	0.2	
1000	7.34	300	5.37	4.75	110	3.68	15.40	-38	0.2	
1005	7.35	300	5.36	2.66	120	3.62	15.37	-38	0.2	
1010	7.35	300	5.35	2.71	110	3.57	15.39	-39	0.1	
1015	7.36	300	5.35	1.57	110	3.43	15.50	-39	0.1	
1020	7.37	300	5.35	0.94	110	3.39	15.32	-43	0.0	
1025	7.37	300	5.39	0.90	110	3.43	15.37	-41	0.0	
1030	7.37	300	5.34	0.66	100	3.32	15.42	-41	0.0	
	Sampling									

SIGNATURE(S): [signature]

PAGE___OF___

Tetra Tech NUS, Inc.

GROUNDWATER SAMPLE LOG SHEET

Page___ of ___

Project Site Name: MSA GW Sampling
Project No.:

Sample ID No.: MSA-MW55-082509
Sample Location: MSA
Sampled By: SBC
C.O.C. No.:

[] Domestic Well Data
[X] Monitoring Well Data
[] Other Well Type:
[] QA Sample Type:

Type of Sample:
[] Low Concentration
[] High Concentration

SAMPLING DATA:

Date: 8/25/09	Color	pH	S.C.	Temp.	Turbidity	DO	Salinity	Other ORP
Time: 1455	(Visual)	(S.U.)	(mS/cm)	(^{0}C)	(NTU)	(mg/l)	(%)	
Method: Low flow	clear	5.30	2.40	15.48	12	3.06	0.1	35

PURGE DATA:

Date: 8-25-09	Volume	pH	S.C.	Temp.	Turbidity	DO	Salinity	Other
Method: Low flow								
Monitor Reading (ppm): N/A								
Well Casing Diameter & Material Type: 2" PVC								
Total Well Depth (TD): 64.11								
Static Water Level (WL): 7.05								
One Casing Volume(gal/L): 9.7								
Start Purge (hrs): 1320								
End Purge (hrs): 1520								
Total Purge Time (min): 200 min								
Total Vol. Purged (gal/L): 10 gal								

SAMPLE COLLECTION INFORMATION:

Analysis	Preservative	Container Requirements	Collected
VOC + TIC	HCl	3-40 mL vials	
1,4-Dioxane	HCl	3-40 mL vials	
Perchlorate	—	1-125 mL plastic bottle	
Hexavalent Chromium	—	1-500 mL plastic bottle	
Total Metals + Hg	HNO_3	1-500 mL plastic bottle	
Dissolved Metals + Hg	HNO_3	1-500 mL plastic bottle	

OBSERVATIONS / NOTES:

Circle if Applicable:

MS/MSD	Duplicate ID No.:

Signature(s):

LOW FLOW PURGE DATA SHEET

PROJECT SITE NAME: MSA
PROJECT NUMBER:

WELL ID.: MSA-MW5D-082507
DATE: 8/25/09

Time (Hrs.)	Water Level (Ft. below TOC)	Flow (mL/Min.)	pH (S.U.)	S. Cond. (mS/cm)	Turb. (NTU)	DO (mg/L)	Temp. (Celcius)	ORP mV	Salinity % or ppt	Comments
1325	7.05	100	5.93	2.12	Err 3	9.82	19.02	4	0.1	
1330	7.15	100	6.58	6.45	Err 3	4.87	20.32	-166	0.4	
1335	7.17	100	6.35	16.6	650	4.53	19.73	-114	1.0	
1340	7.19	100	6.32	16.9	380	4.29	18.52	-108	1.1	
1345	7.20	100	6.26	5.63	~~650~~	4.28	17.74	-82	0.3	
1350	7.22	300	5.98	1.65	~~800~~	4.60	15.84	-54	0.1	
1355	7.20	300	5.74	1.04	65	4.32	15.84	-23	0.0	
1400	7.21	300	5.53	1.04	23	4.00	15.80	7	0.1	
1405	7.20	300	5.47	1.37	65	3.90	15.75	17	0.1	
1410	7.21	300	5.46	~~1.57~~ 1.51	30	3.78	15.63	17	0.1	
1415	7.20	300	5.43	1.21	19	3.63	15.63	23	0.1	
1420	7.20	300	5.43	1.18	~~32~~	3.59	15.54	21	0.0	
1425	7.20	300	5.42	1.43	34	3.50	15.55	25	0.1	
1430	7.21	300	5.39	1.31	33	3.34	15.61	~~30~~	~~300~~ 0.1	
1435	7.21	300	5.33	1.14	32	3.45	15.56	37	~~300~~ 0.1	
1440	7.20	300	5.30	1.25	~~34~~	3.44	15.59	40	0.1	
1445	7.20	300	5.31	~~1.20~~	12	3.20	15.58	41	0.1	
1450	7.20	300	5.36	1.58	75	3.11	15.56	32	0.1	
1455	7.20	300	5.30	2.40	12	3.06	15.48	35	0.1	
	Sampling	300	5.31	2.44						

SIGNATURE(S): _____

PAGE___OF___

Tetra Tech NUS, Inc.

GROUNDWATER SAMPLE LOG SHEET

Page ___ of ___

Project Site Name: Meridian State Airport GW Sampling
Project No.:

[] Domestic Well Data
[X] Monitoring Well Data
[] Other Well Type:
[] QA Sample Type:

Sample ID No.: MSA-MW165-082609
Sample Location: MSA
Sampled By: SBC
C.O.C. No.:
Type of Sample:
[] Low Concentration
[] High Concentration

SAMPLING DATA:

	Color (Visual)	pH (S.U.)	S.C. (mS/cm)	Temp. (°C)	Turbidity (NTU)	DO (mg/l)	Salinity (%)	Other
Date: 8-26-09								ORP
Time: 1420								
Method: Low Flow	Clear	5.82	2.87	15.45	400	3.06	0.1	-32

PURGE DATA:

	Volume	pH	S.C.	Temp.	Turbidity	DO	Salinity	Other
Date: 8-26-09								
Method: Low flow								
Monitor Reading (ppm):								
Well Casing Diameter & Material Type: 2" PVC								
Total Well Depth (TD): 22.13								
Static Water Level (WL): 9.30								
One Casing Volume(gal/L): 2.18								
Start Purge (hrs): 1635								
End Purge (hrs): 1910								
Total Purge Time (min): 95								
Total Vol. Purged (gal/L): 11								

SAMPLE COLLECTION INFORMATION:

Analysis	Preservative	Container Requirements	Collected
VOC + TIC	HCl	3-40mL Vials	
1,4-Dioxane	HCl	3-40mL Vials	
Perchlorate	—	1-125mL Plastic bottle	
Hexavalent Chromium	—	1-500mL plastic bottle	
Total Metals + Hg	HNO_3	1-500mL Plastic bottle	
Dissolved metals + Hg	HNO_3	1-500mL plastic bottle	
GRO	HCl	3-40mL Vials	
DRO	~	2-1L Amber	

OBSERVATIONS / NOTES:

Circle if Applicable:

MS/MSD | Duplicate ID No.:

Signature(s):

LOW FLOW PURGE DATA SHEET

PROJECT SITE NAME: MSA GW Sampling
PROJECT NUMBER:

WELL ID.: MSA-MW165-082609
DATE: 8-26-09

Time (Hrs.)	Water Level (Ft. below TOC)	Flow (mL/Min.)	pH (S.U.)	S. Cond. (mS/cm)	Turb. (NTU)	DO (mg/L)	Temp. (Celcius)	ORP mV	Salinity % or ppt	Comments
1320	9.39	250	6.22	6.63	55	9.49	15.48	-94	0.4	
1325	9.41	250	6.23	28.1	95	5.97	15.05	-106	1.8	
1330	9.41	250	6.23	28.3	33	5.29	14.98	-110	1.7	
1335	9.41	250	6.23	28.4	20	4.84	15.02	-113	1.7	
1340	9.41	250	6.24	33.0	9.3	4.55	14.81	-116	2.0	
1345	9.41	250	6.24	23.3	8.7	4.29	14.81	-118	1.4	
1350	9.41	250	6.24	19.5	15	4.24	14.83	-119	1.1	
1355	9.41	250	6.24	14.2	23	4.06	14.72	-120	0.8	
1400	9.41	250	6.23	9.89	90	4.00	14.75	-121	0.5	
1405	9.41	250	6.22	5.92	65	3.55	14.65	-122	0.3	
1410	9.41	250	6.22	5.07	100	3.59	14.80	-122	0.3	
1415	9.41	250	6.21	5.33	40	3.71	14.62	-122	0.3	
1420	9.41	250	6.21	4.52	15	3.52	14.69	-122	0.2	
Sampling										

SIGNATURE(S):

Tetra Tech NUS, Inc.

GROUNDWATER SAMPLE LOG SHEET

Page___ of___

Project Site Name: MSA GW Sampling
Project No.:

[] Domestic Well Data
[X] Monitoring Well Data
[] Other Well Type:
[] QA Sample Type:

Sample ID No.: MSA-MW16I-082609
Sample Location: MSA
Sampled By: SAC
C.O.C. No.:
Type of Sample:
[] Low Concentration
[] High Concentration

SAMPLING DATA:

	Color	pH	S.C.	Temp.	Turbidity	DO	Salinity	Other
Date: 8-26-09	(Visual)	(S.U.)	(mS/cm)	(^{0}C)	(NTU)	(mg/l)	(%)	ORP
Time: 1755								
Method: Low flow	Clear	5.82	2.84	15.43	400	7.06	0.1	-31

PURGE DATA:

	Volume	pH	S.C.	Temp.	Turbidity	DO	Salinity	Other
Date: 8-26-09								
Method: Low flow								
Monitor Reading (ppm): N/A								
Well Casing Diameter & Material Type: 2" PVC								
Total Well Depth (TD): 47.31								
Static Water Level (WL): 8.10								
One Casing Volume(gal/L): 6.67								
Start Purge (hrs): 1635								
End Purge (hrs): 1845								
Total Purge Time (min): 210								
Total Vol. Purged (gal/L): 10								

SAMPLE COLLECTION INFORMATION:

Analysis	Preservative	Container Requirements	Collected
VOC + TIC	HCl	3-40mL vials	
1,4-Dioxane	HCl	3-40mL vials	
Perchlorate	—	1-125mL plastic bottle	
Hexavalent Chromium	—	1-500mL plastic bottle	
Total metals + Hg	HNO_3	1-500mL plastic bottle	
Dissolved Metals + Hg	HNO_3	1-500mL plastic bottle	

OBSERVATIONS / NOTES:

Circle if Applicable:

MS/MSD	Duplicate ID No.:

Signature(s):

LOW FLOW PURGE DATA SHEET

PROJECT SITE NAME: MSA GW Sampling
PROJECT NUMBER:

WELL ID.: MSA-MW16I-082609
DATE: 8-26-09

Time (Hrs.)	Water Level (Ft. below TOC)	Flow (mL/Min.)	pH (S.U.)	S. Cond. (mS/cm)	Turb. (NTU)	DO (mg/L)	Temp. (Celcius)	ORP mV	Salinity % or ppt	Comments
1635	8.10	260	5.91	0.194	120	7.21	14.82	-27	0.0	
1640	8.89	260	5.85	0.521	126	5.60	15.11	-20	0.0	
1645	8.71	160	5.84	1.62	120	4.80	16.02	-19	0.1	
1650	8.71	160	5.84	7.06	116	4.27	16.12	-17	0.4	
1655	8.72	160	5.85	25.6	120	3.77	16.17	-18	1.6	
1700	8.73	160	5.86	44.2	150	3.32	15.88	-20	2.3	
1705	8.74	160	5.85	39.7	290	3.25	15.75	-21	2.5	
1710	8.75	160	5.85	37.9	500	3.27	15.68	-21	2.1	
1715	8.74	160	5.84	35.7	650	3.23	15.72	-21	1.5	
1720	8.74	160	5.84	17.6	750	3.23	15.61	-23	1.1	
1725	8.75	160	5.84	6.09	600	3.16	15.51	-28	0.3	
1740	8.75	160	5.84	6.08	550	3.15	15.55	-29	0.3	
1745	8.75	160	5.84	4.42	500	3.11	15.39	-30	0.2	
1750	8.76	160	5.84	3.99	450	3.11	15.45	-30	0.2	
1755	8.76	160	5.82	2.84	400	3.06	15.43	-32	0.1	
Sampling										

SIGNATURE(S): _____

Tetra Tech NUS, Inc.

GROUNDWATER SAMPLE LOG SHEET

Project Site Name: MSA GW Sampling
Project No.:

[] Domestic Well Data
[X] Monitoring Well Data
[] Other Well Type:
[] QA Sample Type:

Sample ID No.: MSAMW16D-082709
Sample Location: MSA
Sampled By: SDC
C.O.C. No.:
Type of Sample:
[] Low Concentration
[] High Concentration

SAMPLING DATA:

	Color	pH	S.C.	Temp.	Turbidity	DO	Salinity	Other
Date: 8-27-09	(Visual)	(S.U.)	(mS/cm)	(^{0}C)	(NTU)	(mg/l)	(%)	ORP
Time: 0905								
Method: Low Flow	Clear	8.09	7.08	14.50	1.2	3.01	0.4	113

PURGE DATA:

	Volume	pH	S.C.	Temp.	Turbidity	DO	Salinity	Other
Date: 08-27-09								
Method: Low Flow								
Monitor Reading (ppm):								
Well Casing Diameter & Material Type: 2" PVC								
Total Well Depth (TD): 70.40								
Static Water Level (WL): 8.44								
One Casing Volume(gal/L): 10.45								
Start Purge (hrs): 0830								
End Purge (hrs): 0930								
Total Purge Time (min): ~~120~~ 60								
Total Vol. Purged (gal/L):								

SAMPLE COLLECTION INFORMATION:

Analysis	Preservative	Container Requirements	Collected
VOC + TIC	HCl	3-40 mL Vials	
1,4-Dioxane	HCl	3-40 mL Vials	
Perchlorate	—	1-125 mL plastic bottle	
Hexavalent chromium	—	1-500 mL plastic bottle	
Total Metals + Hg	HNO_3	1-500 mL plastic bottle	
Dissolved Metals + Hg	HNO_3	1-500 mL plastic bottle	

OBSERVATIONS / NOTES:

Circle if Applicable:

MS/MSD	Duplicate ID No.:

Signature(s):

LOW FLOW PURGE DATA SHEET

PROJECT SITE NAME: Dump Road GW Sampling
PROJECT NUMBER:

WELL ID.: MSA-MW16D-082709
DATE: 8-27-09

Time (Hrs.)	Water Level (Ft. below TOC)	Flow (mL/Min.)	pH (S.U.)	S. Cond. (mS/cm)	Turb. (NTU)	DO (mg/L)	Temp. (Celcius)	ORP mV	Salinity % or ppt	Comments
0830	8.94	250	5.97	44.4	NA	3.64	14.72	-27	~1.0	
0835	8.84	250	6.35	30.4	170	4.19	14.58	-9	0.2	
0840	8.88	250	5.72	5.12	50	3.18	14.81	-19	0.3	
0845	8.88	250	5.43	4.93	35	2.71	14.72	51	0.3	
0850	8.89	250	5.25	6.64	19	2.33	14.60	80	0.3	
0855	8.89	250	5.15	6.43	22	2.13	14.50	96	0.3	
0900	8.89	250	5.11	6.24	20	2.06	14.80	108	0.3	
0905	8.89	250	5.09	7.08	12	2.05	14.50	117	0.4	
Sampling										

SIGNATURE(S):

PAGE___OF___

Tetra Tech NUS, Inc.

GROUNDWATER SAMPLE LOG SHEET

Project Site Name: MSA GW Sampling
Project No.:

[] Domestic Well Data
[X] Monitoring Well Data
[] Other Well Type:
[] QA Sample Type:

Sample ID No.: MSA-MW15-082809
Sample Location: MSA
Sampled By: SBC
C.O.C. No.:
Type of Sample:
[] Low Concentration
[] High Concentration

SAMPLING DATA:

	Color	pH	S.C.	Temp.	Turbidity	DO	Salinity	Other
Date: 09-28-09	(Visual)	(S.U.)	(mS/cm)	(°C)	(NTU)	(mg/l)	(%)	ORP
Time: 0940								
Method: Low Flow	clear	6.61	6.32	15.27	11.3	0.91	0.3	-163

PURGE DATA:

	Volume	pH	S.C.	Temp.	Turbidity	DO	Salinity	Other
Date: 9-28-09								
Method: Low Flow								
Monitor Reading (ppm):								
Well Casing Diameter & Material Type: 2" PVC								
Total Well Depth (TD): 19.55								
Static Water Level (WL): 9.61								
One Casing Volume(gal/L): 1.69								
Start Purge (hrs): 0810								
End Purge (hrs): 1800								
Total Purge Time (min): 110								
Total Vol. Purged (gal/L): 8								

SAMPLE COLLECTION INFORMATION:

Analysis	Preservative	Container Requirements	Collected
VOC + TIC	HCl	3-40 mL vial	
1,4-Dioxane	HCl	3-40 mL vial	
Perchlorate	—	1-125 mL plastic bottle	
Hexavalent Chromium	—	1-500 mL plastic bottle	
Total metals + Hg	HNO_3	1-500mL plastic bottle	
~~Total~~ Dissolved metals + Hg	HNO_3	1-500 mL plastic bottle	
DRO	HCl	3-40 mL vial	
DRO	—	2-1L amber	

OBSERVATIONS / NOTES:

Circle if Applicable:

MS/MSD | Duplicate ID No.:

Signature(s):

Tetra Tech NUS, Inc.

LOW FLOW PURGE DATA SHEET

PROJECT SITE NAME: _____ **WELL ID.:** MSA-MW17S-082809

PROJECT NUMBER: _____ **DATE:** 8-28-09

Time (Hrs.)	Water Level (Ft. below TOC)	Flow (mL/Min.)	pH (S.U.)	Cond. (mS/cm)	Turb. (NTU)	DO (mg/L)	Temp. (Celsius)	ORP (mV)	Comments Sa1
0810	9.61	300	6.60	99.9	473	2.09	15.51	-148	4.0
0815	9.51		6.67	67.3	467	2.55	15.00	-166	4.0
0820	9.49		6.66	59.4	546	2.16	14.88	-170	3.9
0825	9.50		6.66	56.7	253	1.97	14.91	-171	3.7
0830	9.49		6.68	50.9	234	1.82	14.92	-173	3.3
0835	9.45		6.67	44.5	110	1.72	14.89	-173	2.8
0840	9.38		6.67	36.2	70.9	1.64	14.88	-172	2.3
0845	9.29		6.67	31.0	49.2	1.57	15.05	-171	1.9
0850	9								
0855	9.19		6.65	21.3	35.6	1.43	15.15	-168	1.2
0900	9.16		6.66	18.3	25.7	1.36	15.14	-168	1.1
0905	9.14		6.66	15.0	22.7	1.28	15.19	-168	0.9
0910	9.12		6.66	13.5	28.4	1.25	15.16	-167	0.8
0915	9.09		6.67	11.3	18.9	1.19	15.03	-168	0.6
0920	9.08		6.66	10.3	16.0	1.16	15.11	-167	0.6
0925	9.07		6.66	9.8	12.9	1.13	15.15	-167	0.5
0930	9.05		6.63	9.3	13.0	1.11	15.14	-165	0.5
0935	9.04		6.61	6.6	11.9	0.93	15.18	-164	0.4
0940	9.04		6.61	6.32	11.3	0.91	15.27	-163	0.3

SIGNATURE(S): _____

Tetra Tech NUS, Inc.

GROUNDWATER SAMPLE LOG SHEET

Project Site Name: MSA GW Sampling
Project No.:

[] Domestic Well Data
[X] Monitoring Well Data
[] Other Well Type:
[] QA Sample Type:

Sample ID No.: MSA-MW17I-082809
Sample Location: MSA
Sampled By: SBL
C.O.C. No.:
Type of Sample:
[] Low Concentration
[] High Concentration

SAMPLING DATA:

Date: 8-28-09	Color (Visual)	pH (S.U.)	S.C. (mS/cm)	Temp. (°C)	Turbidity (NTU)	DO (mg/l)	Salinity (%)	Other ORP
Time: 1115								
Method: Low Flow	Clear	5.70	4.62	15.35	10.48	0.51	0.2	-5

PURGE DATA:

Date: 8-28-09	Volume	pH	S.C.	Temp.	Turbidity	DO	Salinity	Other
Method: Low flow								
Monitor Reading (ppm):								
Well Casing Diameter & Material Type: 2" PVC								
Total Well Depth (TD): 46.11								
Static Water Level (WL): 6.47								
One Casing Volume(gal/L): 6.73								
Start Purge (hrs): 1020								
End Purge (hrs): 1130								
Total Purge Time (min): 70								
Total Vol. Purged (gal/L): 9								

SAMPLE COLLECTION INFORMATION:

Analysis	Preservative	Container Requirements	Collected
VOC + TIC	HCl	3-40 mL vials	
1,4-Dioxane	HCl	3-40 mL vials	
Perchlorate	—	1-125mL plastic bottle	
Hexavalent Chromium	—	1-500 mL plastic bottle	
Total Metals + Hg	HNO_3	1-500 mL plastic bottle	
Dissolved metals + Hg	HNO_3	1-500 mL plastic bottle	

OBSERVATIONS / NOTES:

Circle if Applicable:

MS/MSD | Duplicate ID No.:

Signature(s):

LOW FLOW PURGE DATA SHEET

PROJECT SITE NAME: Dump Road GW Sampling
PROJECT NUMBER:

WELL ID.: MSA-MW17I-082809
DATE: 8-28-09

Time (Hrs.)	Water Level (Ft. below TOC)	~~Flow~~ PH (mL/Min.)	~~pH~~ ORP (S.U.)	S. Cond. (mS/cm)	Turb. (NTU)	DO (mg/L)	Temp. (Celcius)	ORP mV	Salinity % or ppt	Comments
1020	6.97	5.21	250	3.43	66	1.98	15.71	9	0.4	
1025	6.99	5.23		29.6	21.4	3.50	15.56	6	1.9	
1030	7.16	5.23		28.9	44.9	1.65	15.21	-0	1.7	
1035	7.18	5.23		22.9	26.4	1.31	15.24	-4	1.4	
1040	7.20	5.22		17.2	16.1	1.12	15.23	-4	1.0	
1045	7.22	5.22		16.6	11.8	1.00	15.31	-8	0.9	
1050	7.24	5.23		14.8	14.2	0.8	15.19	-7	0.9	
1055	7.24	5.21		12.4	11.9	0.77	15.07	-7	0.7	
1100	7.25	5.22		10.9	11.9	0.73	15.17	-7	0.6	
1105	7.25	5.21		9.75	9.75	0.61	15.25	-5	0.3	
1110	7.25	5.20		5.46	9.18	0.58	15.22	-5	0.3	
1115	7.25	5.20	↓	4.62	10.49	0.51	15.35	-5	0.2	

SIGNATURE(S):

PAGE___OF___

Tetra Tech NUS, Inc.

GROUNDWATER SAMPLE LOG SHEET

Page___ of ___

Project Site Name: MSA GW Sampling
Project No.:

[] Domestic Well Data
[] Monitoring Well Data
[] Other Well Type:
[] QA Sample Type:

Sample ID No.: MSA-MW185-090109
Sample Location: MSA
Sampled By:
C.O.C. No.:
Type of Sample:
[] Low Concentration
[] High Concentration

SAMPLING DATA:

	Color (Visual)	pH (S.U.)	S.C. (mS/cm)	Temp. (^{0}C)	Turbidity (NTU)	DO (mg/l)	Salinity (%)	Other
Date: 9-01-09								
Time: 0905								ORP
Method: Low flow	Clear	4.05	0.000	17.75	18.0	11.85	0.0	210

PURGE DATA:

	Volume	pH	S.C.	Temp.	Turbidity	DO	Salinity	Other
Date: 9-01-09								
Method: Low flow								
Monitor Reading (ppm):								
Well Casing Diameter & Material								
Type: 2" PVC								
Total Well Depth (TD): 25.41								
Static Water Level (WL): 8.45								
One Casing Volume(gal/L): 2.88								
Start Purge (hrs): 0830								
End Purge (hrs): 1002								
Total Purge Time (min): 92								
Total Vol. Purged (gal/L): 2								

SAMPLE COLLECTION INFORMATION:

Analysis	Preservative	Container Requirements	Collected
VOCs & TICs	HCl	3-40 mL vials	
1,4-dioxane	HCl	3-40 mL vials	
Perchlorate	—	1-125 mL plastic bottle	
Hexavalent chromium	—	1-500 mL plastic bottle	
Total Metals & Hg	HNO_3	1-500 mL plastic bottle	
Dissolved Metals & Hg	HNO_3	1-500 mL plastic bottle	
GRO	HCl	3-40 mL vials	
DRO	—	2-1L amber	
Dissolved Gases	HCl	3-mL Vials	
Fe, K, Mn, Ca, Na, SiO2, Mg	HNO_3	1-500 mL plastic bottle	

OBSERVATIONS / NOTES:

DOC	H_2SO_4	2-40mL vials	
TDS, Alk, anions	—	1-1L plastic	

Circle if Applicable:

MS/MSD	Duplicate ID No.:

Signature(s):

LOW FLOW PURGE DATA SHEET

PROJECT SITE NAME: Deep Root GW Sampling
PROJECT NUMBER:

WELL ID.: MSA-MW18S-090109
DATE: 9-1-09

Time (Hrs.)	Water Level (Ft. below TOC)	Flow (mL/Min.)	pH (S.U.)	S. Cond. (mS/cm)	Turb. (NTU)	DO (mg/L)	Temp. (Celcius)	ORP mV	Salinity % or ppt	Comments
0835	10.15	300	4.63	0.000	45.8	12.76	15.61	209	0.0	
0840	11.02	300	4.56	↓	43.4	12.84	15.39	209	↓	
0845	11.31	160	4.55		22.1	12.85	15.09	209		
0850	11.45	130	4.59		20.4	12.86	14.97	210		
0855	11.61	130	4.61		22.1	12.87	14.84	210		
0900	11.75	130	4.64		13.4	12.85	14.77	211		
0905	11.85	130	4.65	↓	18.0	12.85	14.71	210	↓	

SIGNATURE(S):

Tetra Tech NUS, Inc.

GROUNDWATER SAMPLE LOG SHEET

Page___ of ___

Project Site Name: _____
Project No.: _____

[] Domestic Well Data
[] Monitoring Well Data
[] Other Well Type: _____
[] QA Sample Type: _____

Sample ID No.: MSA-MW18I-0[illegible]
Sample Location: MSA
Sampled By: SBC
C.O.C. No.: _____
Type of Sample:
[] Low Concentration
[] High Concentration

SAMPLING DATA:

Date: / Time:	Color (Visual)	pH (S.U.)	S.C. (mS/cm)	Temp. (^{0}C)	Turbidity (NTU)	DO (mg/l)	Salinity (%)	Other ORP
Method:	Stitch sample	5.04	99.9	14.36	489	1.26	4.0	ill

PURGE DATA:

Date:	Volume	pH	S.C.	Temp.	Turbidity	DO	Salinity	Other
Method:								
Monitor Reading (ppm):								
Well Casing Diameter & Material								
Type:								
Total Well Depth (TD): 50.60								
Static Water Level (WL): 8.17								
One Casing Volume(gal/L): 7.21								
Start Purge (hrs): 10.20								
End Purge (hrs):								
Total Purge Time (min):								
Total Vol. Purged (gal/L):								

SAMPLE COLLECTION INFORMATION:

Analysis	Preservative	Container Requirements	Collected
VOC + TIC	HCl	3-40 mL vials	
1,4-dioxane	HCl	3-40 mL vials	
Perchlorate	—	1-125 mL plastic bottle	
Hexavalent Chromium	—	1-500 mL plastic bottle	
Total Metals + Hg	HNO_3	1-500 mL plastic bottle	
Dissolved Metals + Hg	HNO_3	1-500 mL plastic bottle	
GRO	HCl	3-40 mL vials	
DRO	—	2-1L amber	
Dissolved Gases	HCl	3-mL vials	
Fe, K, Mn, Ca, Na, SiO_2, Mg	HNO_3	1-500 mL plastic bottle	

OBSERVATIONS / NOTES:

DOC	H_2SO_4	2-40mL vials
TDS, Alk, anions	—	1-1L plastic

Circle if Applicable:

MS/MSD	Duplicate ID No.:

Signature(s): [signature]

LOW FLOW PURGE DATA SHEET

PROJECT SITE NAME: Dump Road GW Sampling
PROJECT NUMBER:

WELL ID.: MSA-MW18I-090109
DATE: 9-1-09

Time (Hrs.)	Water Level (Ft. below TOC)	Flow (mL/Min.)	pH (S.U.)	S. Cond. (mS/cm)	Turb. (NTU)	DO (mg/L)	Temp. (Celcius)	ORP mV	Salinity % or ppt	Comments
1040	8.21	180	5.06	99.9	609	5.25	14.55	99	4.0	
1045	↓	↓	5.18	↓	512	1.50	14.32	100	↑	
1050			5.17		474	1.40	14.31	102		
1055			5.14		496	1.36	14.37	105		
1100			5.12		449	1.33	14.37	107		
1105			5.10		384	1.31	14.65	109		
1110	↓	↓	5.09	↓	489	1.26	14.36	111	↓	

SIGNATURE(S): [signature]

PAGE___OF___

Tetra Tech NUS, Inc.

GROUNDWATER SAMPLE LOG SHEET

Project Site Name: MSA GW Sampling
Project No.:

Sample ID No.: MAMW191-090109
Sample Location: MSA
Sampled By: JGC
C.O.C. No.:

[] Domestic Well Data
[X] Monitoring Well Data
[] Other Well Type:
[] QA Sample Type:

Type of Sample:
[] Low Concentration
[] High Concentration

SAMPLING DATA:

Date: 9-1-09 / Time: / Method: Low Flow	Color (Visual)	pH (S.U.)	S.C. (mS/cm)	Temp. (°C)	Turbidity (NTU)	DO (mg/l)	Salinity (%)	Other

PURGE DATA:

Date: 9-1-09	Volume	pH	S.C.	Temp.	Turbidity	DO	Salinity	Other
Method: Low flow								
Monitor Reading (ppm):								
Well Casing Diameter & Material Type: 2" PVC								
Total Well Depth (TD): 54.39								
Static Water Level (WL): 7.05								
One Casing Volume(gal/L): 8.105								
Start Purge (hrs): 1400								
End Purge (hrs):								
Total Purge Time (min):								
Total Vol. Purged (gal/L):								

SAMPLE COLLECTION INFORMATION:

Analysis	Preservative	Container Requirements	Collected
Volt TIC	HCl	3-40 mL vials	
1,4-Dioxane	HCl	3-40 mL vials	
Perchlorate	—	1-125 mL plastic bottle	
Hexavalent Chromium	—	1-500 mL plastic bottle	
Total Metals + Hg	HNO3	1-500mL plastic bottle	
Dissolved Metals + Hg	HNO3	1-500mL plastic bottle	

OBSERVATIONS / NOTES:

Circle if Applicable:

MS/MSD	Duplicate ID No.:

Signature(s):

LOW FLOW PURGE DATA SHEET

PROJECT SITE NAME: Dump Road GW Sampling
PROJECT NUMBER:

WELL ID.: MSA-MW19I-090109
DATE: 9-1-09

Time (Hrs.)	Water Level (Ft. below TOC)	Flow (mL/Min.)	pH (S.U.)	S. Cond. (mS/cm)	Turb. (NTU)	DO (mg/L)	Temp. (Celcius)	ORP mV	Salinity % or ppt	Comments
1413	6.67	350	5.39	0.007	235	15.57	16.13	6	1.3	
1420	7.21	250	5.61	9.2	28.1	5.67	15.15	-23	0.5	
1425	7.15		5.60	9.57	14.5	4.23	15.05	-27	0.4	
1430	7.13		5.60	22.7	17.0	3.67	15.05	-28	1.5	
1435	7.15		5.55	36.2	18.8	3.22	14.97	-27	2.3	
1440	7.15		5.53	42.8	16.7	2.99	14.94	-26	2.7	
1445	7.17	↓	5.49	41.8	16.4	2.85	14.92	-24	2.7	

SIGNATURE(S): _____

PAGE___OF___

Tetra Tech NUS, Inc.

GROUNDWATER SAMPLE LOG SHEET

Project Site Name: MSA
Project No.:

[] Domestic Well Data
[X] Monitoring Well Data
[] Other Well Type:
[] QA Sample Type:

Sample ID No.: MSA-MW19D-090109
Sample Location: MSA
Sampled By: DLM
C.O.C. No.:
Type of Sample:
[] Low Concentration
[] High Concentration

SAMPLING DATA:

Date: 9/1/09	Color	pH	S.C.	Temp.	Turbidity	DO	Salinity	Other
Time: 1445	(Visual)	(S.U.)	(mS/cm)	(°C)	(NTU)	(mg/l)	(%)	ORP
Method: Low Flow		4.82	0.533	15.61	15	7.14	0.0	67

PURGE DATA:

Date: 9/1/09	Volume	pH	S.C.	Temp.	Turbidity	DO	Salinity	Other
Method: Low Flow								
Monitor Reading (ppm): N/A								
Well Casing Diameter & Material Type: 2" PVC								
Total Well Depth (TD): 79.95								
Static Water Level (WL): 6.54								
One Casing Volume(gal/L): 12.48								
Start Purge (hrs): 1411								
End Purge (hrs): 1500								
Total Purge Time (min): 49 min								
Total Vol. Purged (gal/L):								

SAMPLE COLLECTION INFORMATION:

Analysis	Preservative	Container Requirements	Collected
VOC + TIC	HCl	3-40mL glass vials	
1,4-Dioxane	HCl	3-40mL glass vials	
CR (VI)	—	1-500mL plastic bottle	
Total Metals + Hg	HNO_3	1-500mL plastic bottle	
Dissolved Metals + Hg	HNO_3	1-500mL plastic bottle	
Perchlorate	—	1-125mL plastic bottle	

OBSERVATIONS / NOTES:

Circle if Applicable:

MS/MSD | Duplicate ID No.:

Signature(s): Deanna L Murphy

LOW FLOW PURGE DATA SHEET

PROJECT SITE NAME: MSA
PROJECT NUMBER: 0.1
WELL ID.: MSA-MW19D-090109
DATE: 9/1/09

Time (Hrs.)	Water Level (Ft. below TOC)	Flow (mL/Min.)	pH (S.U.)	S. Cond. (mS/cm)	Turb. (NTU)	DO (mg/L)	Temp. (Celcius)	ORP mV	Salinity % or ppt	Comments
1411	6.54	—	—	—	—	—	—	—	—	Begin Purge
1415	6.59	280	5.04	0.545	550	8.89	16.41	47	0.0	
1420	6.57	280	4.48	0.534	150	7.93	16.23	68	0.0	
1425	6.57	280	4.51	0.534	60	7.66	15.89	81	0.0	
1430	6.58	280	4.64	0.524	34	7.58	15.73	78	0.0	
1435	6.58	280	4.75	0.525	21	7.54	15.67	72	0.0	
1440	6.59	280	4.80	0.530	17	7.27	15.57	68	0.0	
1445	6.59	280	4.82	0.533	15	7.14	15.61	67	0.0	Sample
1500	6.59	—	—	—	—	—	—	—	—	End Purge

SIGNATURE(S): Dawn L Mackey

Tetra Tech NUS, Inc.

GROUNDWATER SAMPLE LOG SHEET

Page___ of___

Project Site Name: MSA GW Sampling
Project No.:

Sample ID No.: MSA-MW205-0826
Sample Location: MSA
Sampled By: DLM
C.O.C. No.:

[] Domestic Well Data
[X] Monitoring Well Data
[] Other Well Type:
[] QA Sample Type:

Type of Sample:
[] Low Concentration
[] High Concentration

SAMPLING DATA:

Date: 8/26/09	Color	pH	S.C.	Temp.	Turbidity	DO	Salinity	Other
Time: 1455	(Visual)	(S.U.)	(mS/cm)	(^{0}C)	(NTU)	(mg/l)	(%)	ORP
Method: Low Flow		6.11	3.13	16.82	2.4	6.00	0.1	-91

PURGE DATA:

Date: 8/26/09	Volume	pH	S.C.	Temp.	Turbidity	DO	Salinity	Other
Method: Low Flow								
Monitor Reading (ppm): N/A								
Well Casing Diameter & Material								
Type: 2" PVC								
Total Well Depth (TD): 22.43								
Static Water Level (WL): 10.76								
One Casing Volume(gal/L): 1.98								
Start Purge (hrs): 1325								
End Purge (hrs): 1524								
Total Purge Time (min): 119 min								
Total Vol. Purged (gal/L):								

SAMPLE COLLECTION INFORMATION:

Analysis	Preservative	Container Requirements	Collected
VOC+TIC	HCl	3-40mL glass vials	
1,4-Dioxane	HCl	3-40mL glass vials	
Perchlorate	—	1-125mL plastic bottle	
Total Metals + Hg	HNO_3	1-500mL plastic bottle	
Dissolved Metals + Hg	HNO_3	1-500mL plastic bottle	
Cr(VI)	—	1-500mL plastic bottle	
GRO	HCl	3-40mL glass vials	
DRO	—	2-1L amber glass bottles	

OBSERVATIONS / NOTES:

Circle if Applicable:

MS/MSD | Duplicate ID No.:

Signature(s):

Dawn L Mather

LOW FLOW PURGE DATA SHEET

PROJECT SITE NAME: MSA GW sampling
PROJECT NUMBER:
WELL ID.: MSA-MW205-082609
DATE: 8/26/09

		0.1	3%	10	10%	10%	10%		
Time (Hrs.)	Water Level (Ft. below TOC)	Flow (mL/Min.)	pH (S.U.)	S. Cond. (mS/cm)	Turb. (NTU)	DO (mg/L)	Temp. (Celcius)	ORP mV	Salinity % or ppt	Comments
1325	10.76	—	—	—	—	—	—	—	—	Begin Purge
1330	10.85	100	5.95	2.09	500	7.56	19.59	-70	0.1	
1335	10.83	100	5.99	2.06	—	7.39	18.77	-76	0.1	
1345	10.84	100	6.03	2.11	90	7.29	18.47	-72	0.1	
1355	10.85	100	6.04	2.12	9.4	6.96	18.92	-79	0.1	
1400	10.90	200	6.04	2.15	110	7.34	17.13	-78	0.1	
1405	10.90	200	6.03	2.12	80	7.17	17.07	-80	0.1	
1410	10.91	200	6.03	2.13	22	7.12	17.12	-81	0.1	
1415	10.91	200	6.03	2.14	11	6.97	17.01	-84	0.1	
1420	10.91	200	6.02	2.13	70	6.85	17.08	-84	0.1	
1425	10.93	200	6.00	2.13	45	6.76	17.10	-84	0.1	
1430	10.93	200	5.96	2.14	22	6.49	17.14	-83	0.1	
1435	10.94	200	6.05	2.14	9.4	6.26	17.08	-87	0.1	
1440	10.94	200	6.08	2.13	3.1	6.14	17.28	-89	0.1	
1445	10.90	200	6.11	2.14	1.9	6.08	17.24	-90	0.1	
1450	10.90	200	6.12	2.14	0.85	6.07	16.91	-91	0.1	
1455	10.90	200	6.11	2.13	2.4	6.00	16.82	-91	0.1	Sample
1504	10.91	—	—	—	—	—	—	—	—	End Purge.

SIGNATURE(S): Dennis L Mushrush

Tetra Tech NUS, Inc.

GROUNDWATER SAMPLE LOG SHEET

Page___ of ___

Project Site Name: MSA GW Sampling
Project No.:

[] Domestic Well Data
[X] Monitoring Well Data
[] Other Well Type:
[] QA Sample Type:

Sample ID No.: MSA-MW20I-082709
Sample Location: MSA
Sampled By: SBC
C.O.C. No.:
Type of Sample:
[] Low Concentration
[] High Concentration

SAMPLING DATA:

	Color	pH	S.C.	Temp.	Turbidity	DO	Salinity	Other
Date: 8-27-09	(Visual)	(S.U.)	(mS/cm)	(^{0}C)	(NTU)	(mg/l)	(%)	ORP
Time: 1116	clear	5.70	99.9	17.14	33	1.12	4.0	-26
Method: Low Flow								

PURGE DATA:

	Volume	pH	S.C.	Temp.	Turbidity	DO	Salinity	Other
Date: 8-27-09								
Method: Low Flow								
Monitor Reading (ppm):								
Well Casing Diameter & Material Type: 2" PVC								
Total Well Depth (TD): 97.61								
Static Water Level (WL): 10.81								
One Casing Volume(gal/L): 6.26								
Start Purge (hrs): 1025								
End Purge (hrs): 1145								
Total Purge Time (min): 80								
Total Vol. Purged (gal/L): 3								

SAMPLE COLLECTION INFORMATION:

Analysis	Preservative	Container Requirements	Collected
VOC + TIC	HCl	3-40 mL Vials	
1,4-Dioxane	HCl	3-40 mL Vials	
Perchlorate	—	1-125 mL plastic bottle	
Hexavalent chromium	—	1-500 mL plastic bottle	
Total Metals & Hg	HNO_3	1-500 mL plastic bottle	
Dissolved Metals & Hg	HNO_3	1-500 mL plastic bottle	

OBSERVATIONS / NOTES:

Circle if Applicable:

MS/MSD | Duplicate ID No.:

Signature(s):

LOW FLOW PURGE DATA SHEET

PROJECT SITE NAME: Dyer Road GW sampling
PROJECT NUMBER:

WELL ID.: MSA-MW20I-082709
DATE: 8-27-09

Time (Hrs.)	Water Level (Ft. below TOC)	Flow (mL/Min.)	pH (S.U.)	S. Cond. (mS/cm)	Turb. (NTU)	DO (mg/L)	Temp. (Celcius)	ORP mV	Salinity % or ppt	Comments
1038	10.83	160	6.09	99.9	70	4.79	17.33	14	4.0	
1045	10.81	↓	5.63	↓	38	2.24	17.39	-2	4.0	
1050	10.82		5.66		50	1.66	17.27	-13	4.0	
1055	10.82		5.68		37	1.43	17.43	-18	4.0	
1059	10.82		5.69		33	1.30	17.31	-12	4.0	
1105	10.82		5.70		30	1.20	17.39	-23	4.0	
1110	10.82	↓	5.70	↓	33	1.11	17.14	-26	4.0	

SIGNATURE(S):

PAGE ___ OF ___

Tetra Tech NUS, Inc.

GROUNDWATER SAMPLE LOG SHEET

Page___ of ___

Project Site Name: MSA Groundwater Sampling
Project No.:

Sample ID No.: MSA-MW20D-082209
Sample Location: MSA
Sampled By:
C.O.C. No.:

[] Domestic Well Data
[] Monitoring Well Data
[] Other Well Type:
[] QA Sample Type:

Type of Sample:
[] Low Concentration
[] High Concentration

SAMPLING DATA:

Date: 8-22-09	Color	pH	S.C.	Temp.	Turbidity	DO	Salinity	Other
Time: 1330	(Visual)	(S.U.)	(mS/cm)	(^{0}C)	(NTU)	(mg/l)	(%)	ORP
Method: Low flow	Clear	5.19	99.9	16.46	411	1.51	4.0	220

PURGE DATA:

Date: 8-22-09	Volume	pH	S.C.	Temp.	Turbidity	DO	Salinity	Other
Method: Low flow								
Monitor Reading (ppm):								
Well Casing Diameter & Material Type: 2" PVC								
Total Well Depth (TD): 72.88								
Static Water Level (WL): 16.91								
One Casing Volume(gal/L): 10.45								
Start Purge (hrs): 1355								
End Purge (hrs): 1405								
Total Purge Time (min): 70								
Total Vol. Purged (gal/L): 5991								

SAMPLE COLLECTION INFORMATION:

Analysis	Preservative	Container Requirements	Collected
VOC + TIC	HCl	3-40mL Vials	
1,4-Dioxane	HCl	3-40 mL Vials	
Perchlorate	—	1-125 mL Vials	
Hexavalent Chromium	—	1-500 mL plastic bottles	
Total Metals + Hg	HNO_3	1-500 mL plastic bottles	
Dissolved Metals + Hg	HNO_3	1-500 mL plastic bottles	

OBSERVATIONS / NOTES:

Circle if Applicable:

MS/MSD	Duplicate ID No.:

Signature(s):

LOW FLOW PURGE DATA SHEET

PROJECT SITE NAME: Dump Road GW sampling
PROJECT NUMBER:

WELL ID.: MSA-MW20D082709
DATE: 8-27-09

Time (Hrs.)	Water Level (Ft. below TOC)	Flow (mL/Min.)	pH (S.U.)	S. Cond. (mS/cm)	Turb. (NTU)	DO (mg/L)	Temp. (Celcius)	ORP mV	Salinity % or ppt	Comments
1300	11.22	300	5.23	0.977	17.3	5.42	16.87	191	0.1	
1305	11.22		5.20	5.88	14.4	4.24	16.67	203	0.3	
1310	11.23		5.20	4.99	6.51	4.16	16.54	214	0.3	
1315	11.22		5.21	2.88	5.50	4.01	16.61	221	2.2	
1320	11.22		5.20	999	3.90	1.69	16.53	226	4.0	
1325	11.21		5.19	99.9	1.61	1.61	16.55	233	4.0	
1330	11.21	↓	5.19	99.9	4.16	1.51	16.46	220	4.0	

SIGNATURE(S):

PAGE___OF___

Tetra Tech NUS, Inc.

GROUNDWATER SAMPLE LOG SHEET

Page___ of ___

Project Site Name: MSA GW Sampling
Project No.:

[] Domestic Well Data
[X] Monitoring Well Data
[] Other Well Type:
[] QA Sample Type:

Sample ID No.: MSA-MW22D-080809
Sample Location: MSA
Sampled By: SBC
C.O.C. No.:
Type of Sample:
[] Low Concentration
[] High Concentration

SAMPLING DATA:

Date: 8-31-09	Color	pH	S.C.	Temp.	Turbidity	DO	Salinity	Other
Time: 1035	(Visual)	(S.U.)	(mS/cm)	(^{0}C)	(NTU)	(mg/l)	(%)	ORP
Method: Low flow	Clear	6.95	11.6	14.85	81.1	2.56	0.7	-129

PURGE DATA:

Date: 8-31-09	Volume	pH	S.C.	Temp.	Turbidity	DO	Salinity	Other
Method: 1035								
Monitor Reading (ppm):								
Well Casing Diameter & Material Type: 2" PVC								
Total Well Depth (TD): 79.15								
Static Water Level (WL): 68.85								
One Casing Volume(gal/L): 11.45								
Start Purge (hrs):								
End Purge (hrs):								
Total Purge Time (min):								
Total Vol. Purged (gal/L):								

SAMPLE COLLECTION INFORMATION:

Analysis	Preservative	Container Requirements	Collected
VOC + TIC	HCl	3-40 mL Vials	
1,4 Dioxane	HCl	3-40 mL Vials	
Perchlorate	—	1-125 mL plastic bottle	
Hexavalent Chromium	—	1-500 mL plastic bottle	
Total Metals + Hg	HNO_3	1-500 mL plastic bottle	
Dissolved Metals + Hg	HNO_3	1-500 mL plastic bottle	
~~ORO~~	~~HCl~~	~~3-40 mL Vials~~	
~~ORO~~	—	~~2-1L Amber~~	

OBSERVATIONS / NOTES:

Circle if Applicable:

MS/MSD	Duplicate ID No.:

Signature(s):

LOW FLOW PURGE DATA SHEET

PROJECT SITE NAME: MSA GW Sampling
PROJECT NUMBER:

WELL ID.: MSA-MW22D-08309
DATE:

Time (Hrs.)	Water Level (Ft. below TOC)	Flow (mL/Min.)	pH (S.U.)	S. Cond. (mS/cm)	Turb. (NTU)	DO (mg/L)	Temp. (Celcius)	ORP mV	Salinity % or ppt	Comments
0945	9.10	~~[illegible]~~ 300	6.89	99.9	459	2.52	14.93	-129	4.0	
0950	9.10	~~[illegible]~~ 300	6.91	99.9	478	2.33	14.92	-133	4.0	
0955	9.10	300	6.98	24.4	20.6	3.95	14.91	-154	1.3	
1000	9.10	300	6.98	15.1	20.6	3.57	14.90	-161	0.9	
1005	9.10	300	6.98	13.3	20.6	3.23	14.93	-167	0.8	
1010	9.10	300	6.98	11.6	31	3.05	14.90	-169	0.7	
1015	9.10	300	6.96	7.20	29.6	2.88	14.88	-172	0.4	
1020	9.10	300	6.96	6.52	31.1	2.74	14.89	-174	0.3	
1025	9.10	300	6.95	6.09	32.6	2.65	14.84	-176	0.3	
1030	9.12	300	6.96	12.3	30.5	2.59	14.88	-178	0.7	
1035	9.12	300	6.95	11.6	31.1	2.56	14.85	-178	0.7	
Sampling										

SIGNATURE(S): [signature]

PAGE___OF___

Tetra Tech NUS, Inc.

GROUNDWATER SAMPLE LOG SHEET

Project Site Name: MSA
Project No.:

[] Domestic Well Data
[X] Monitoring Well Data
[] Other Well Type:
[] QA Sample Type:

Sample ID No.: MSA-MW23S-083109
Sample Location: MSA
Sampled By: DLM
C.O.C. No.:
Type of Sample:
[] Low Concentration
[] High Concentration

SAMPLING DATA:

Date: 8/31/09	Color	pH	S.C.	Temp.	Turbidity	DO	Salinity	Other
Time: 0945	(Visual)	(S.U.)	(mS/cm)	(°C)	(NTU)	(mg/l)	(%)	ORP
Method: Low Flow		6.89	1.27	14.90	5.6	6.00	0.1	-147

PURGE DATA:

Date: 8/31/09	Volume	pH	S.C.	Temp.	Turbidity	DO	Salinity	Other
Method: Low Flow								
Monitor Reading (ppm): N/A								
Well Casing Diameter & Material								
Type: 2" PVC								
Total Well Depth (TD): 26.64								
Static Water Level (WL): 7.54								
One Casing Volume(gal/L): 3.25								
Start Purge (hrs): 0914								
End Purge (hrs): 1014								
Total Purge Time (min): 60 min								
Total Vol. Purged (gal/L): 2.5 gal								

SAMPLE COLLECTION INFORMATION:

Analysis	Preservative	Container Requirements	Collected
VOC + TIC	HCl	3 - 40 mL glass vials	
1,4-Dioxane	HCl	3 - 40 mL glass vials	
Perchlorate	—	1 - 125 mL plastic bottle	
CR(VI)	—	1 - 500 mL plastic bottle	
Total Metals + Hg	HNO_3	1 - 500 mL plastic bottle	
Dissolved Metals + Hg	HNO_3	1 - 500 mL plastic bottle	
GRO	HCl	3 - 40 mL glass vials	
DRO	—	2 - 1L amber glass bottles	

OBSERVATIONS / NOTES:

Circle if Applicable:

MS/MSD | Duplicate ID No.:

Signature(s): Dawn L Martin

LOW FLOW PURGE DATA SHEET

PROJECT SITE NAME: MSA
PROJECT NUMBER:

WELL ID.: MSA-MW23S-083109
DATE: 8/31/09

Time (Hrs.)	Water Level (Ft. below TOC)	Flow (mL/Min.)	pH (S.U.)	S. Cond. (mS/cm)	Turb. (NTU)	DO (mg/L)	Temp. (Celcius)	ORP mV	Salinity % or ppt	Comments
0914	7.54	–	–	–	–	–	–	–	–	Begin Purge
0920	7.58	290	6.86	1.33	16	7.03	15.10	-134	0.1	
0925	7.58	290	6.76	1.31	11	6.33	15.03	-135	0.1	
0930	7.58	290	6.74	1.29	7.1	6.12	14.93	-136	0.1	
0935	7.58	290	6.78	1.28	7.0	6.07	14.95	-139	0.1	
0940	7.59	290	6.85	1.27	6.3	6.02	14.89	-145	0.1	
0945	7.59	290	6.89	1.27	5.6	6.00	14.90	-147	0.1	sample.
1014	7.59	–	–	–	–	–	–	–	–	End Purge.

SIGNATURE(S): Dawn L Mathews

Tetra Tech NUS, Inc.

GROUNDWATER SAMPLE LOG SHEET

Project Site Name: MSA
Project No.:

[] Domestic Well Data
[X] Monitoring Well Data
[] Other Well Type:
[] QA Sample Type:

Sample ID No.: MSA-MW23D-083109
Sample Location: MSA
Sampled By: DLM
C.O.C. No.:
Type of Sample:
[] Low Concentration
[] High Concentration

SAMPLING DATA:

Date: 8/31/09	Color	pH	S.C.	Temp.	Turbidity	DO	Salinity	Other
Time: 1055	(Visual)	(S.U.)	(mS/cm)	(°C)	(NTU)	(mg/l)	(%)	ORP
Method: Low Flow		5.63	0.166	14.69	3.3	5.99	0.0	33

PURGE DATA:

Date: 8/31/09	Volume	pH	S.C.	Temp.	Turbidity	DO	Salinity	Other
Method: Low Flow								
Monitor Reading (ppm): N/A								
Well Casing Diameter & Material Type: 2" PVC								
Total Well Depth (TD): 85.61								
Static Water Level (WL): 8.03								
One Casing Volume(gal/L): 13.19								
Start Purge (hrs): 1024								
End Purge (hrs): 1114								
Total Purge Time (min): 50 min								
Total Vol. Purged (gal/L): 3.5gal								

SAMPLE COLLECTION INFORMATION:

Analysis	Preservative	Container Requirements	Collected
VOC + TIC	HCl	3-40mL glass vials	
1,4-Dioxane	HCl	3-40 mL glass vials	
Perchlorate	—	1-125 mL plastic bottle	
CR(VI)	—	1-500 mL plastic bottle	
Total Metals + Hg	HNO_3	1-500mL plastic bottle	
Dissolved Metals + Hg	HNO_3	1-500mL plastic bottle	

OBSERVATIONS / NOTES:

Circle If Applicable:

MS/MSD	Duplicate ID No.:

Signature(s):

Dawn L Mulvey

LOW FLOW PURGE DATA SHEET

PROJECT SITE NAME: MSA
PROJECT NUMBER:

WELL ID.: MSA-MW23D-083109
DATE: 8/31/09

Time (Hrs.)	Water Level (Ft. below TOC)	Flow (mL/Min.)	pH (S.U.)	S. Cond. (mS/cm)	Turb. (NTU)	DO (mg/L)	Temp. (Celcius)	ORP mV	Salinity % or ppt	Comments
1024	8.03	—	—	—	—	—	—	—	—	Begin Purge
1025	8.10	300	6.44	0.205	14	8.26	15.01	-25	0.0	
1030	8.11	300	5.96	0.178	12	6.70	14.08	14	0.0	
1035	8.11	300	5.80	0.171	9.9	6.43	14.75	25	0.0	
1040	8.11	300	5.65	0.167	4.9	6.15	14.73	36	0.0	
1045	8.11	300	5.64	0.166	4.5	6.10	14.73	35	0.0	
1050	8.12	300	5.65	0.166	3.7	6.03	14.71	32	0.0	
1055	8.12	300	5.63	0.166	3.3	5.99	14.69	33	0.0	Sample
1114	8.12	—	—	—	—	—	—	—	—	End Purge

SIGNATURE(S): Drawn L Mulhey

PAGE 1 OF 1

LOW FLOW PURGE DATA SHEET

PROJECT SITE NAME: MSA
PROJECT NUMBER:

WELL ID.: MSA-MW245-090109
DATE: 9/1/09

Time (Hrs.)	Water Level (Ft. below TOC)	Flow (mL/Min.)	pH (S.U.)	S. Cond. (mS/cm)	Turb. (NTU)	DO (mg/L)	Temp. (Celcius)	ORP mV	Salinity % or ppt	Comments
0950	3.81	—	—	—	—	—	—	—	—	
0955	4.69	300	3.72	3.02	600	8.27	16.26	179	0.1	Begin Purge
1000	4.37	300	3.66	2.97	190	6.82	[illegible].18	169	0.1	
1005	4.31	300	3.76	2.91	230	6.50	[illegible].90	156	0.1	
1010	4.32	300	3.79	2.89	120	6.41	18.03	154	0.1	
1015	4.32	300	3.81	2.90	75	6.43	18.04	153	0.1	
1020	4.32	300	3.82	2.87	39	6.22	18.53	156	0.1	
1025	4.34	300	3.82	2.88	40	6.21	18.40	157	0.1	
1030	4.37	300	3.82	2.89	30	6.26	18.09	158	0.1	Sample
1035	4.31	—	—	—	—	—	—	—	—	End Purge

SIGNATURE(S): Dawn L Mushrush

Tetra Tech NUS, Inc.

GROUNDWATER SAMPLE LOG SHEET

Page ___ of ___

Project Site Name: MSA
Project No.:

[] Domestic Well Data
[X] Monitoring Well Data
[] Other Well Type:
[] QA Sample Type:

Sample ID No.: MSA-MW34I
Sample Location: MSA
Sampled By: DLM
C.O.C. No.:
Type of Sample:
[] Low Concentration
[] High Concentration

SAMPLING DATA:

	Color	pH	S.C.	Temp.	Turbidity	DO	Salinity	Other
Date: 9/1/09	(Visual)	(S.U.)	(mS/cm)	(°C)	(NTU)	(mg/l)	(%)	ORP
Time: 1145		3.93	0.257	16.37	33	7.48	0.0	246
Method: Low Flow								

PURGE DATA:

	Volume	pH	S.C.	Temp.	Turbidity	DO	Salinity	Other
Date: 9/1/09								
Method: Low Flow								
Monitor Reading (ppm): N/A								
Well Casing Diameter & Material Type: 2" PVC								
Total Well Depth (TD): 45.02								
Static Water Level (WL): 5.12								
One Casing Volume(gal/L): 6.78								
Start Purge (hrs): 1113								
End Purge (hrs): 1203								
Total Purge Time (min): 50 min								
Total Vol. Purged (gal/L): 3gal								

SAMPLE COLLECTION INFORMATION:

Analysis	Preservative	Container Requirements	Collected
VOC+TIC	HCl	3-40mL glass vials	
1,4-Dioxane	HCl	3-40mL glass vials	
Perchlorate	—	1-125mL plastic bottle	
CR(VI)	—	1-500mL plastic bottle	
Total Metals+Hg	HNO_3	1-500mL plastic bottle	
Dissolved Metals+Hg	HNO_3	1-500mL plastic bottle	

OBSERVATIONS / NOTES:

Circle if Applicable:
MS/MSD
Duplicate ID No.:

Signature(s): Dawn L Mathey

LOW FLOW PURGE DATA SHEET

PROJECT SITE NAME: MSA
PROJECT NUMBER:

WELL ID.: MSA-MW24I-090109
DATE: 9/1/09

Time (Hrs.)	Water Level (Ft. below TOC)	Flow (mL/Min.)	pH (S.U.)	S. Cond. (mS/cm)	Turb. (NTU)	DO (mg/L)	Temp. (Celcius)	ORP mV	Salinity % or ppt	Comments
1113	5.12	—	—	—	—	—	—	—	—	Begin Purge
1115	5.15	300	4.45	0.259	65	8.90	16.79	165	0.0	
1120	5.15	300	4.25	0.246	50	8.16	16.47	183	0.0	
1125	5.15	300	4.04	0.248	45	7.83	16.44	212	0.0	
1130	5.15	300	3.96	0.254	38	7.77	16.41	225	0.0	
1135	5.15	300	3.92	0.257	45	7.69	16.40	234	0.0	
1140	5.15	300	3.94	0.256	37	7.58	16.41	241	0.0	
1145	5.15	300	3.93	0.257	33	7.48	16.37	246	0.0	Sample
1203	5.15	—	—	—	—	—	—	—	—	End Purge

SIGNATURE(S): Dawn L Martin

Tetra Tech NUS, Inc.

GROUNDWATER SAMPLE LOG SHEET

Page___ of___

Project Site Name: MSA GW Sampling
Project No.:

[] Domestic Well Data
[X] Monitoring Well Data
[] Other Well Type:
[] QA Sample Type:

Sample ID No.: MSAMW255-083104
Sample Location: MSA
Sampled By: SDC
C.O.C. No.:
Type of Sample:
[] Low Concentration
[] High Concentration

SAMPLING DATA:

Date: 8-31-04 / Time: 1330 / Method: Low Flow	Color (Visual)	pH (S.U.)	S.C. (mS/cm)	Temp. (°C)	Turbidity (NTU)	DO (mg/l)	Salinity (%)	Other
	Clear	5.49	0.37					

PURGE DATA:

Date: 8-31-04	Volume	pH	S.C.	Temp.	Turbidity	DO	Salinity	Other
Method: Low flow								
Monitor Reading (ppm):								
Well Casing Diameter & Material Type: 2" PVC								
Total Well Depth (TD): 19.69								
Static Water Level (WL): 4.55								
One Casing Volume(gal/L): 2.54								
Start Purge (hrs): 1245								
End Purge (hrs): 1350								
Total Purge Time (min): 65								
Total Vol. Purged (gal/L): 9								

SAMPLE COLLECTION INFORMATION:

Analysis	Preservative	Container Requirements	Collected
VOC + TIC	HCl	3-40 mL vials	
1,4-Dioxane	HCl	3-40 mL vials	
Perchlorate	—	1-125 mL plastic bottle	
Hexavalent Chromium	—	1-500 mL plastic bottle	
Total Metals + Hg	HNO_3	1-500 mL plastic bottle	
Dissolved Metals + Hg	HNO_3	1-500 mL plastic bottle	
GRO	HCl	3-40 mL vials	
DRO	—	2-1L Ambers	

OBSERVATIONS / NOTES:

Circle if Applicable:

MS/MSD	Duplicate ID No.:

Signature(s):

LOW FLOW PURGE DATA SHEET

PROJECT SITE NAME: _____ WELL ID.: MJA-MW255-083164

PROJECT NUMBER: _____ DATE: _____

Time (Hrs.)	Water Level (Ft. below TOC)	Flow (mL/Min.)	pH (S.U.)	S. Cond. (mS/cm)	Turb. (NTU)	DO (mg/L)	Temp. (Celcius)	ORP mV	Salinity % or ppt	Comments
1250	5.31	250	6.08	0.656	58.6	5.24	16.55	-66	0.0	
1255	5.31	250	5.99	0.90	1024	4.28	16.91	-76	0.0	
1300	5.39	250	6.08	2.58	55.8	2.66	16.73	-21	0.1	
1305	5.43	250	6.04	15.3	41.6	3.23	16.72	-76	1.0	
1310	5.45	250	6.06	77.1	21.4	3.24	16.91	-74	4.0	
1315	5.46	250	6.19	95.9	12.1	1.69	17.00	-97	4.0	
1320	5.47	250	6.28	99.4	6.10	1.29	16.93	-109	4.0	
1325	5.48	250	6.35	97.3	5.61	1.09	17.14	-117	4.0	
1330	5.49	250	6.37	89.7	4.72	1.83	16.85	-121	4.0	
Sampling										

SIGNATURE(S): _____

PAGE___OF___

Tetra Tech NUS, Inc.

GROUNDWATER SAMPLE LOG SHEET

Project Site Name: MSA GW Sampling
Project No.:

Sample ID No.: MSA-MW25I-08314
Sample Location: MSA
Sampled By: SBL
C.O.C. No.:
Type of Sample:
[] Low Concentration
[] High Concentration

[] Domestic Well Data
[X] Monitoring Well Data
[] Other Well Type:
[] QA Sample Type:

SAMPLING DATA:

Date: 8-31-04	Color	pH	S.C.	Temp.	Turbidity	DO	Salinity	Other
Time: ~~8-31-04~~ 1455	(Visual)	(S.U.)	(mS/cm)	(^{0}C)	(NTU)	(mg/l)	(%)	ORP
Method: Low flow	Clear	6.45	38.2	15.63	25.9	2.17	2.4	-124

PURGE DATA:

Date: 8-31-04	Volume	pH	S.C.	Temp.	Turbidity	DO	Salinity	Other
Method: Low flow								
Monitor Reading (ppm):								
Well Casing Diameter & Material Type: 2" PVC								
Total Well Depth (TD): 43.90								
Static Water Level (WL): 9.41								
One Casing Volume(gal/L): 5.86								
Start Purge (hrs): 1420								
End Purge (hrs): 1520								
Total Purge Time (min): 60								
Total Vol. Purged (gal/L): 39.1								

SAMPLE COLLECTION INFORMATION:

Analysis	Preservative	Container Requirements	Collected
VOC + TIC	HCl	3-40 mL vial	
1,4-Dioxane	HCl	3-40 mL vial	
Perchlorate	—	1-125 mL plastic bottle	
Total metals + Hg	HNO_3	1-500 mL plastic bottle	
Dissolved metals + Hg	HNO_3	1-500 mL plastic bottle	
Hexavalent chromium	—	1-500 mL plastic bottle	

OBSERVATIONS / NOTES:

Circle if Applicable:

MS/MSD	Duplicate ID No.:

Signature(s):

LOW FLOW PURGE DATA SHEET

PROJECT SITE NAME: Dump Road GW Sampling
PROJECT NUMBER:

WELL ID.: MJA-MW25I-080109
DATE: 8-31-09

Time (Hrs.)	Water Level (Ft. below TOC)	Flow (mL/Min.)	pH (S.U.)	S. Cond. (mS/cm)	Turb. (NTU)	DO (mg/L)	Temp. (Celcius)	ORP mV	Salinity % or ppt	Comments
1420	7.38	200	6.48	0.808	121	4.01	16.05	-124	0.0	
1425	7.38		6.50	4.15	214	3.08	16.32	-130	0.2	
1430	7.38		6.49	11.1	185	2.99	15.84	-130	0.7	
1435	7.30		6.48	25.4	85.2	2.61	15.88	-130	1.6	
1440	7.30		6.49	38.4	56.0	2.35	16.24	-132	2.5	
1445	7.29		6.49	43.6	37.6	2.23	16.31	-132	2.8	
1450	7.29		6.47	44.0	35.9	2.17	16.07	-131	2.9	
1455	7.29	↓	6.45	38.2	25.9	2.17	15.13	-127	2.4	

SIGNATURE(S):

PAGE ___ OF ___

Tetra Tech NUS, Inc.

GROUNDWATER SAMPLE LOG SHEET

Project Site Name: MSA
Project No.:

Sample ID No.: MSA-MW26S-083109
Sample Location: MSA
Sampled By: DLM
C.O.C. No.:

[ ] Domestic Well Data
[X] Monitoring Well Data
[ ] Other Well Type:
[ ] QA Sample Type:

Type of Sample:
[ ] Low Concentration
[ ] High Concentration

SAMPLING DATA:

Date: 8/31/09	Color	pH	S.C.	Temp.	Turbidity	DO	Salinity	Other
Time: 1315	(Visual)	(S.U.)	(mS/cm)	(°C)	(NTU)	(mg/l)	(%)	ORP
Method: Low Flow		7.03	1.82	18.44	9.9	6.43	0.1	-113

PURGE DATA:

Date: 8/31/09	Volume	pH	S.C.	Temp.	Turbidity	DO	Salinity	Other
Method: Low Flow								
Monitor Reading (ppm): N/A								
Well Casing Diameter & Material Type: 2" PVC								
Total Well Depth (TD): 20.62								
Static Water Level (WL): 9.49								
One Casing Volume(gal/L):								
Start Purge (hrs): 1237								
End Purge (hrs): 1355								
Total Purge Time (min): 78 min								
Total Vol. Purged (gal/L): 2.5 gal								

SAMPLE COLLECTION INFORMATION:

Analysis	Preservative	Container Requirements	Collected
VOC + TIC	HCl	3-40mL glass vials	
1,4-Dioxane	HCl	3-40mL glass vials	
Perchlorate	—	1-125mL plastic bottle	
Total Metals + Hg	HNO_3	1-500mL plastic bottle	
Dissolved Metals + Hg	HNO_3	1-500mL plastic bottle	
CR(VI)	—	1-500mL plastic bottle	
GRO	HCl	3-40mL glass vials	
DRO	—	2-1L amber glass bottles	

OBSERVATIONS / NOTES:

Circle if Applicable:
MS/MSD | Duplicate ID No.:

Signature(s):
Dawn L Mullis

LOW FLOW PURGE DATA SHEET

PROJECT SITE NAME: MSA
PROJECT NUMBER:

WELL ID.: MSA-MW365-083109
DATE: 8/31/09

Time (Hrs.)	Water Level (Ft. below TOC)	Flow (mL/Min.)	pH (S.U.)	S. Cond. (mS/cm)	Turb. (NTU)	DO (mg/L)	Temp. (Celcius)	ORP mV	Salinity % or ppt	Comments
1237	9.49	—	—	—	—	—	—	—	—	Begin Purge
1240	10.10	300	6.85	3.28	11	7.05	16.98	-114	0.2	
1245	10.41	300	6.88	3.10	9.6	6.29	17.02	-122	0.2	
1250	10.51	280	6.97	2.51	7.4	6.05	17.64	-125	0.1	
1255	10.86	280	7.10	1.65	9.9	6.65	17.83	-111	0.1	
1300	11.10	130	7.06	1.48	8.9	6.57	18.67	-109	0.1	
1305	11.17	130	7.05	1.66	9.6	6.54	18.53	-111	0.1	
1310	11.28	130	7.05	1.76	10	6.47	18.45	-111	0.1	
1315	11.37	120	7.03	1.82	9.9	6.43	18.44	-113	0.1	Sample
1355	12.25	—	—	—	—	—	—	—	—	End Purge

SIGNATURE(S): Dawn L MacIvor

Tetra Tech NUS, Inc.

GROUNDWATER SAMPLE LOG SHEET

Project Site Name: MSA
Project No.:

[] Domestic Well Data
[X] Monitoring Well Data
[] Other Well Type:
[] QA Sample Type:

Sample ID No.: MSA-MW27D-082809
Sample Location: MSA
Sampled By: DLM
C.O.C. No.:
Type of Sample:
[] Low Concentration
[] High Concentration

SAMPLING DATA:

Date: 8/28/09	Color	pH	S.C.	Temp.	Turbidity	DO	Salinity	Other
Time: 0915	(Visual)	(S.U.)	(mS/cm)	(°C)	(NTU)	(mg/l)	(%)	ORP
Method: Low Flow		6.64	0.106	15.8	95	7.26	0.0	-123

PURGE DATA:

Date: 8/28/09	Volume	pH	S.C.	Temp.	Turbidity	DO	Salinity	Other
Method: Low Flow								
Monitor Reading (ppm): N/A								
Well Casing Diameter & Material								
Type: 2" PVC								
Total Well Depth (TD):								
Static Water Level (WL): 5.40								
One Casing Volume(gal/L):								
Start Purge (hrs): 0823								
End Purge (hrs): 0930								
Total Purge Time (min): 67min								
Total Vol. Purged (gal/L):								

SAMPLE COLLECTION INFORMATION:

Analysis	Preservative	Container Requirements	Collected
VOC+TIC	HCl	3-40mL glass vites	
1,4-Dioxane	HCl	3-40mL glass vites	
Perchlorate	—	1-125mL plastic bottles	
CR(VI)	—	1-500mL plastic bottle	
Total Metals + Hg	HNO_3	1-500mL plastic bottle	
Dissolved Metals + Hg	HNO_3	1-500mL plastic bottle	

OBSERVATIONS / NOTES:

Circle if Applicable:

MS/MSD	Duplicate ID No.:

Signature(s): Dianne L Mulhern

take off caps (casing)
Ground Shot.

Abe e Gabe
↳(610) 235-6336

LOW FLOW PURGE DATA SHEET

PROJECT SITE NAME: MSA GW Sampling
PROJECT NUMBER:

WELL ID.: MSA-MW27D-082809
DATE: 8/28/09

			0.1	3%	10	10%	10%	10%	10%	
Time (Hrs.)	Water Level (Ft. below TOC)	Flow (mL/Min.)	pH (S.U.)	S. Cond. (mS/cm)	Turb. (NTU)	DO (mg/L)	Temp. (Celcius)	ORP mV	Salinity % or ppt	Comments
0823	5.40	—	—	—	—	—	—	—	—	Begin Purge
0825	5.58	300	6.33	0.139	55	11.60	15.61	-87	0.0	
0830	5.56	300	6.42	0.140	65	8.73	15.34	-118	0.0	
0835	5.56	300	6.57	0.135	150	8.14	15.28	-130	0.0	
0840	5.81	300	6.65	0.134	160	7.95	15.21	-135	0.0	
0845	5.82	300	6.71	0.126	170	7.77	15.23	-137	0.0	
0850	5.82	300	6.72	0.120	150	7.53	15.17	-136	0.0	
0900	5.82	300	6.69	0.114	130	7.47	15.08	-132	0.0	
0905	5.82	300	6.68	0.111	110	7.35	15.20	-129	0.0	
0910	5.82	300	6.65	0.106	95	7.34	15.10	-125	0.0	
0915	5.82	300	6.64	0.106	95	7.26	15.8	-123	0.0	Sample
0930	5.80	—	—	—	—	—	—	—	—	End Purge

SIGNATURE(S): Dennis L Murray

Tetra Tech NUS, Inc.

GROUNDWATER SAMPLE LOG SHEET

Project Site Name: MSA GW Sampling
Project No.:

Sample ID No.: MSA-MW28I-0826
Sample Location: MSA
Sampled By: DLM
C.O.C. No.:

[] Domestic Well Data
[X] Monitoring Well Data
[] Other Well Type:
[] QA Sample Type:

Type of Sample:
[] Low Concentration
[] High Concentration

SAMPLING DATA:

Date: 8/26/09 Time: 1130 Method: Low Flow	Color (Visual)	pH (S.U.)	S.C. (mS/cm)	Temp. (°C)	Turbidity (NTU)	DO (mg/l)	Salinity (%)	Other ORP
	Clear	5.35	0.162	15.14	11.5	6.32	0.0	-72

PURGE DATA:

Date: 8/26/09	Volume	pH	S.C.	Temp.	Turbidity	DO	Salinity	Other
Method: Low Flow								
Monitor Reading (ppm): N/A								
Well Casing Diameter & Material Type: 2" PVC								
Total Well Depth (TD): 51'								
Static Water Level (WL): 7.02								
One Casing Volume(gal/L): 7.48								
Start Purge (hrs): 1044								
End Purge (hrs): 1150								
Total Purge Time (min): 66mm								
Total Vol. Purged (gal/L): 4.0								

SAMPLE COLLECTION INFORMATION:

Analysis	Preservative	Container Requirements	Collected
VOC + TIC	HCl	3-40mL glass vials	
1,4-Dioxane	HCl	3-40mL glass vials	
CR(VI)	—	1-500mL plastic bottle	
Total Metals + Hg	HNO_3	1-500mL plastic bottle	
Dissolved Metals + Hg	HNO_3	1-500mL plastic bottle	
Perchlorate	—	1-~~250~~ 125mL plastic bottle.	

OBSERVATIONS / NOTES:

Circle if Applicable:

MS/MSD	Duplicate ID No.:

Signature(s): Diana L Mackey

LOW FLOW PURGE DATA SHEET

PROJECT SITE NAME: MSA GW Sampling
PROJECT NUMBER:

WELL ID.: MSA-MW28I-083609
DATE: 8/26/09

			±0.1	3%	10	10%	10%	10%	10%	
Time (Hrs.)	Water Level (Ft. below TOC)	Flow (mL/Min.)	pH (S.U.)	S. Cond. (mS/cm)	Turb. (NTU)	DO (mg/L)	Temp. (Celcius)	ORP mV	Salinity % or ppt	Comments
1045	7.02	–	–	–	–	–	–	–	–	Begin Purge.
1045	7.31	120	5.28	0.172	18.3	8.26	17.31	-52	0.0	
1050	7.31	120	5.53	0.174	17.6	7.55	17.04	-65	0.0	
1055	7.31	120	5.55	0.164	14.8	7.22	16.52	-71	0.0	
1100	7.48	280	5.54	0.162	18.8	6.98	15.51	-74	0.0	
1105	7.50	280	5.29	0.151	22.2	6.70	15.50	-67	0.0	
1110	7.50	280	5.26	0.151	26.4	6.56	15.35	-66	0.0	
1115	7.86	280	5.26	0.154	22.6	6.44	15.26	-68	0.0	
1120	7.50	280	5.30	0.161	16.7	6.41	15.23	-71	0.0	
1125	7.50	280	5.33	0.162	16.2	6.31	15.25	-72	0.0	
1130	7.51	280	5.35	0.162	11.5	6.32	15.14	-72	0.0	Sample
1150	7.51	–	–	–	–	–	–	–	–	end Purge

SIGNATURE(S): Dawn L Mathews

Tetra Tech NUS, Inc.

GROUNDWATER SAMPLE LOG SHEET

Project Site Name: Manton State Airport
Project No.: 112IC0298-2A

[] Domestic Well Data
[X] Monitoring Well Data
[] Other Well Type:
[] QA Sample Type:

Sample ID No.: MW29D-090309
Sample Location: MW29D
Sampled By: MP
C.O.C. No.:
Type of Sample:
[] Low Concentration
[] High Concentration

SAMPLING DATA:

	Color	pH	S.C.	Temp.	Turbidity	DO	Salinity	Other
Date: 9-3-09	(Visual)	(S.U.)	(mS/cm)	(^{0}C)	(NTU)	(mg/l)	(%)	ORP
Time: 1503								
Method: Whale pump	Clear	4.20	0.048	15.90	5.9	10.52	0.0	34.6

PURGE DATA:

	Volume	pH	S.C.	Temp.	Turbidity	DO	Salinity	Other
Date: 9-3-09								
Method: Whale pump								
Monitor Reading (ppm): 0.0								
Well Casing Diameter & Material Type: 2" PVC		SEE Low Flow Purge Data Sheet						
Total Well Depth (TD):								
Static Water Level (WL): 7.00								
One Casing Volume(gal/L):								
Start Purge (hrs): 1412								
End Purge (hrs): 1458								
Total Purge Time (min): 46								
Total Vol. Purged (gal/L): 6.0								

SAMPLE COLLECTION INFORMATION:

Analysis	Preservative	Container Requirements	Collected
VOCs	HCl	3 - 40 ml VOA	✓
1,4 Dioxane	HCl	3 - 40 ml VOA	✓
Total ppm + H$_2$S	HNO$_3$	1 - 500 ml Poly	✓
Diss ppm + H$_2$S	HNO$_3$	1 - 500 ml Poly	✓
Perchlorate	ICE	1 - 250 ml Poly	✓
Hex Cr (VI)	ICE	1 - 500 ml Poly	✓

OBSERVATIONS / NOTES:

Circle if Applicable:		Signature(s):
MS/MSD	Duplicate ID No.:	

LOW FLOW PURGE DATA SHEET

PROJECT SITE NAME: Martin State Airport
PROJECT NUMBER: 112IC0298-21

WELL ID.: MW29B-090309
DATE: 9-3-09

Time (Hrs.)	Water Level (Ft. below TOC)	Flow (mL/Min.)	pH (S.U.)	S. Cond. (mS/cm)	Turb. (NTU)	DO (mg/L)	Temp. (Celcius)	ORP mV	Salinity % or ppt	Comments
1412	7.00	—	—	—	—	—	—	—	—	Initial, no odor
1413		300	4.79	0.90	5.4	15.36	15.24	286	0.0	Clear water
1418			4.32	1.58	11	11.80	15.38	314	0.0	
1423			4.20	0.535	9.5	10.88	15.73	322	0.0	
1428			4.20	0.189	9.5	10.73	15.52	327	0.0	
1433			4.21	0.151	6.8	10.57	15.78	328	0.0	
1438			4.26	0.378	6.0	10.02	17.27	322	0.0	
1443			4.23	0.162	6.0	10.57	16.04	329	0.0	
1448			4.22	0.050	6.0	10.40	15.95	334	0.0	
1453			4.21	0.049	5.9	10.37	15.87	338	0.0	
1458			4.20	0.048	5.8	10.32	15.90	340	0.0	
	—	Hold	parameters			Stabilized				
	—		Sampling	Begins						

SIGNATURE(S): _____

Tetra Tech NUS, Inc.

GROUNDWATER SAMPLE LOG SHEET

Project Site Name: MSA
Project No.:

[] Domestic Well Data
[X] Monitoring Well Data
[] Other Well Type:
[] QA Sample Type:

Sample ID No.: MSA-MW30D-090109
Sample Location: MSA
Sampled By: DLM
C.O.C. No.:
Type of Sample:
[] Low Concentration
[] High Concentration

SAMPLING DATA:

Date: 9/1/09	Color	pH	S.C.	Temp.	Turbidity	DO	Salinity	Other
Time: 0845	(Visual)	(S.U.)	(mS/cm)	(°C)	(NTU)	(mg/l)	(%)	ORP
Method: Low Flow		4.12	0.015	14.66	6.0	10.71	0.0	271

PURGE DATA:

Date: 9/1/09	Volume	pH	S.C.	Temp.	Turbidity	DO	Salinity	Other
Method: Low Flow								
Monitor Reading (ppm): N/A								
Well Casing Diameter & Material								
Type: 2" PVC								
Total Well Depth (TD): >100'								
Static Water Level (WL): 8.05'								
One Casing Volume(gal/L):								
Start Purge (hrs): 0810								
End Purge (hrs): 0918								
Total Purge Time (min): 68 min								
Total Vol. Purged (gal/L): 5gal								

SAMPLE COLLECTION INFORMATION:

Analysis	Preservative	Container Requirements	Collected
VOC+TIC	HCl	3-40mL glass vials	
1,4-Dioxane	HCl	3-40mL glass vials	
Perchlorate	—	1-125mL plastic bottle	
CR(VI)	—	1-500mL plastic bottle	
Total Metals + Hg	HNO_3	1-500mL plastic bottle	
Dissolved Metals + Hg	HNO_3	1-500mL plastic bottle	

OBSERVATIONS / NOTES:

Circle if Applicable:

MS/MSD	Duplicate ID No.:

Signature(s):

LOW FLOW PURGE DATA SHEET

PROJECT SITE NAME: MSA
PROJECT NUMBER:

WELL ID.: MSA-MW30D-090109
DATE: 9/1/09

Time (Hrs.)	Water Level (Ft. below TOC)	Flow (mL/Min.)	pH (S.U.)	S. Cond. (mS/cm)	Turb. (NTU)	DO (mg/L)	Temp. (Celcius)	ORP mV	Salinity % or ppt	Comments
0810	8.05	—	—	—	—	—	—	—	—	Begin Purge
0812	8.08	300	6.24	0.023	—	11.83	14.94	227	0.0	
0820	8.09	300	4.47	0.019	5.0	10.98	14.67	254	0.0	
0825	8.09	300	4.33	0.017	5.5	10.91	14.65	257	0.0	
0830	8.10	300	4.16	0.017	5.4	10.88	14.65	263	0.0	
0835	8.11	300	4.12	0.016	9.7	10.82	14.68	266	0.0	
0840	8.11	300	4.10	0.016	6.0	10.77	14.70	268	0.0	
0845	8.11	300	4.12	0.015	6.0	10.71	14.66	271	0.0	Sample
0918	8.12	—	—	—	—	—	—	—	—	End Purge

SIGNATURE(S): Dawn L Mullaney

Tetra Tech NUS, Inc.

GROUNDWATER SAMPLE LOG SHEET

Project Site Name: Martin State Airport
Project No.: 112IC0298-2A

Sample ID No.: MSA-MW32S-090409
Sample Location: MW32S
Sampled By: MP
C.O.C. No.:

[] Domestic Well Data
[X] Monitoring Well Data
[] Other Well Type:
[] QA Sample Type:

Type of Sample:
[] Low Concentration
[] High Concentration

SAMPLING DATA:

Date: 9-4-09	Color	pH	S.C.	Temp.	Turbidity	DO	Salinity	Other
Time: 1049	(Visual)	(S.U.)	(mS/cm)	(^{0}C)	(NTU)	(mg/l)	(%)	ORP
Method: Geo Pump	Clear	6.45	1.14	17.44	6.6	3.49	0.1	-126

PURGE DATA:

Date: 9-4-09	Volume	pH	S.C.	Temp.	Turbidity	DO	Salinity	Other
Method: Geo pump								
Monitor Reading (ppm): 0.0								
Well Casing Diameter & Material Type: 2" PVC			See	Low	Flow	Purge		
Total Well Depth (TD):								
Static Water Level (WL): 5.45			Data	Sheet				
One Casing Volume(gal/L):								
Start Purge (hrs): 0947								
End Purge (hrs): 1044								
Total Purge Time (min): 57								
Total Vol. Purged (gal/L): 2.0								

SAMPLE COLLECTION INFORMATION:

Analysis	Preservative	Container Requirements	Collected
VOCs	HCl	3 - 40 ml VOA	✓
Total ppm (6010)	HNO3	1 - 500 ml Poly	✓
Diss ppm (6010)	HNO3	1 - 500 ml Poly	✓
SVOCs	ICE	2 - 1L Amber	✓

OBSERVATIONS / NOTES:

Circle if Applicable:

MS/MSD | Duplicate ID No.:

Signature(s):

Wats

LOW FLOW PURGE DATA SHEET

PROJECT SITE NAME: Martin State Airport
PROJECT NUMBER: 112IC0298-2A

WELL ID.: MSA-MW32S-090409
DATE: 9-4-09

Time (Hrs.)	Water Level (Ft. below TOC)	Flow (mL/Min.)	pH (S.U.)	S. Cond. (mS/cm)	Turb. (NTU)	DO (mg/L)	Temp. (Celcius)	ORP mV	Salinity % or ppt	Comments
0947	5.45	—	—	—	—	—	—	—	—	Initial, no odor
0949	5.50	300	6.05	99.9	1.1	0.49	17.44	-24	4.0	Clean water
0954	5.45	130	6.67	54.3	0.25	3.69	19.48	-114	3.4	
0959	5.45	130	7.00	17.4	0.00	3.82	19.85	-158	1.0	
1004	5.45	140	7.51	8.52	0.30	3.87	19.28	-231	0.4	
1009	5.45	140	7.87	1.41	1.5	3.87	18.21	-278	0.1	
1014	5.45	140	8.42	0.95	22	3.71	18.37	-354	0.0	Slightly cloudy
1019	5.45	140	7.39	1.13	13	3.61	18.31	-267	0.1	
1024	5.45	140	6.96	1.25	1.8	3.58	18.22	-189	0.1	Clean water
1029	5.45	140	6.59	1.23	3.1	3.67	17.34	-138	0.1	
1034	5.45	140	6.45	1.16	6.1	3.58	17.38	-125	0.1	
1039	5.45	140	6.44	1.13	6.0	3.48	17.40	-125	0.1	
1044	5.45	140	6.45	1.14	6.0	3.49	17.44	-126	0.1	

Well parameters Stabilize

Sampling Begins

SIGNATURE(S): [signature]

PAGE 2 OF 2

LOW FLOW PURGE DATA SHEET

PROJECT SITE NAME: Martin State Airport
PROJECT NUMBER: 112EC0298-24

WELL ID.: MSA-MW32I-090409
DATE: 9-4-09

Time (Hrs.)	Water Level (Ft. below TOC)	Flow (mL/Min.)	pH (S.U.)	S. Cond. (mS/cm)	Turb. (NTU)	DO (mg/L)	Temp. (Celcius)	ORP mV	Salinity % or ppt	Comments
1117	5.60	—	—	—	—	—	—	—	—	Initial, no odor
1119	5.60	350	10.76	9.0	23	9.95	17.49	-191	0.4	Slightly cloudy
1124	5.61	180	10.81	12.5	26	6.74	17.19	-207	1.2	
1129	5.60	180	10.81	99.9	14	4.06	17.03	-210	4.0	
1134	5.60	180	10.81	99.9	15	0.15	17.01	-211	4.0	
1139	5.60	180	10.77	99.9	19	0.19	16.91	-210	4.0	
1144	5.60	180	10.71	99.9	14	0.14	16.87	-209	4.0	
1149	5.60	180	10.66	99.9	12	0.21	16.95	-206	4.0	
1154	5.60	180	10.65	99.9	12	0.21	16.93	-207	4.0	
1159	5.60	180	6.49	99.9	13	2.49	16.93	-208	4.0	
1204	5.60	180	6.47	64.0	14	2.48	16.99	-107	4.0	
1209	5.60	180	6.41	63.8	14	2.48	16.90	-106	4.0	
1214	5.60	180	6.40	63.6	14	2.50	16.94	-105	4.0	
		Well Parameters					Stab.			
				Sampling Begins						

SIGNATURE(S): [signature]

Tetra Tech NUS, Inc.

GROUNDWATER SAMPLE LOG SHEET

Project Site Name: Manton State Airport
Project No.: 112IC0298-2A

Sample ID No.: MSA-mw32I-090409
Sample Location: mw32I
Sampled By: HP
C.O.C. No.:

[] Domestic Well Data
[X] Monitoring Well Data
[] Other Well Type:
[] QA Sample Type:

Type of Sample:
[] Low Concentration
[] High Concentration

SAMPLING DATA:

	Color	pH	S.C.	Temp.	Turbidity	DO	Salinity	Other
Date: 9-4-09	(Visual)	(S.U.)	(mS/cm)	(^{0}C)	(NTU)	(mg/l)	(%)	ORP
Time: 1219								
Method: Geo pump	Slightly	6.40	63.6	16.59	14	2.50	4.0	-105

PURGE DATA:

	Volume	pH	S.C.	Temp.	Turbidity	DO	Salinity	Other
Date: 9-4-09								
Method: Geo pump								
Monitor Reading (ppm): 0.0								
Well Casing Diameter & Material Type: 2" PVC		See	Low	Flow	purge			
Total Well Depth (TD):								
Static Water Level (WL): 5.60			Data	Sheet				
One Casing Volume(gal/L):								
Start Purge (hrs): 1117								
End Purge (hrs): 1214								
Total Purge Time (min): 57								
Total Vol. Purged (gal/L): 2.5								

SAMPLE COLLECTION INFORMATION:

Analysis	Preservative	Container Requirements	Collected
VOCs	HCl	3 - 40 ml Vial	✓
Total ppm (6010)	HNO3	1 - 500 ml Poly	✓
Diss ppm (6010)	HNO3	1 - 500 ml Poly	✓
SVOCs	ICE	2 - 1L Amber	✓

OBSERVATIONS / NOTES:

Circle if Applicable:		Signature(s):
MS/MSD	Duplicate ID No.:	
—	—	

Tetra Tech NUS, Inc.

GROUNDWATER SAMPLE LOG SHEET

Project Site Name: MSA
Project No.:

[] Domestic Well Data
[X] Monitoring Well Data
[] Other Well Type:
[] QA Sample Type:

Sample ID No.: MSA-MW33S-090409
Sample Location: MSA
Sampled By: DLM
C.O.C. No.:
Type of Sample:
[] Low Concentration
[] High Concentration

SAMPLING DATA:

Date: 9/4/09	Color	pH	S.C.	Temp.	Turbidity	DO	Salinity	Other
Time: 1230	(Visual)	(S.U.)	(mS/cm)	(°C)	(NTU)	(mg/l)	(%)	ORP
Method: Low Flow		6.66	0.295	15.42	5.7	4.85	0.0	-45

PURGE DATA:

Date: 9/4/09	Volume	pH	S.C.	Temp.	Turbidity	DO	Salinity	Other
Method: Low Flow								
Monitor Reading (ppm): N/A								
Well Casing Diameter & Material Type: 2" PVC								
Total Well Depth (TD): 44.82								
Static Water Level (WL): 7.15								
One Casing Volume(gal/L): 6.4								
Start Purge (hrs): 1150								
End Purge (hrs): 1244								
Total Purge Time (min): 54 min								
Total Vol. Purged (gal/L): 4.5 gal								

SAMPLE COLLECTION INFORMATION:

Analysis	Preservative	Container Requirements	Collected
VOC	HCl	3-40mL glass vials	
[illegible]	[illegible]	[illegible]	
Total Metals Hg	HNO_3	1-500mL Plastic bottle	
Dissolved Metals Hg	HNO_3	1-500mL Plastic bottle	
[illegible]	[illegible]	[illegible]	
SVOC	—	2-1L amber glass bottles	

OBSERVATIONS / NOTES:

Circle if Applicable:
MS/MSD
Duplicate ID No.:

Signature(s):
Dawn L Mackey

LOW FLOW PURGE DATA SHEET

PROJECT SITE NAME: MSA
PROJECT NUMBER:

WELL ID.: MSA-MW33S-090409
DATE: 9/4/09

Time (Hrs.)	Water Level (Ft. below TOC)	Flow (mL/Min.)	pH (S.U.)	S. Cond. (mS/cm)	Turb. (NTU)	DO (mg/L)	Temp. (Celcius)	ORP mV	Salinity % or ppt	Comments
1150	7.15	—	—	—	—	—	—	—	—	Begin Purge
1155	7.81	300	6.42	0.228	50	5.77	15.78	4	0.0	
1200	7.87	300	6.35	0.228	40	5.14	15.61	-4	0.0	
1210	7.90	300	6.36	0.233	32	4.99	15.64	-10	0.0	
1215	7.96	300	6.37	0.237	19	5.00	15.40	-18	0.0	
1220	7.96	300	6.53	0.260	9.1	4.94	15.34	-33	0.0	
1225	7.96	300	6.58	0.272	6.2	4.89	15.41	-39	0.0	
1230	7.96	300	6.66	0.285	5.7	4.85	15.42	-45	0.0	sample
1244	7.96	—	—	—	—	—	—	—	—	End Purge

SIGNATURE(S): Dawn L Mackey

Tetra Tech NUS, Inc.

GROUNDWATER SAMPLE LOG SHEET

Project Site Name: MSA
Project No.:

[] Domestic Well Data
[X] Monitoring Well Data
[] Other Well Type:
[] QA Sample Type:

Sample ID No.: MSA-MW33I-090409
Sample Location: MSA
Sampled By: DLM
C.O.C. No.:
Type of Sample:
[] Low Concentration
[] High Concentration

SAMPLING DATA:

Date: 9/4/09	Color	pH	S.C.	Temp.	Turbidity	DO	Salinity	Other
Time: 1405	(Visual)	(S.U.)	(mS/cm)	(°C)	(NTU)	(mg/l)	(%)	ORP
Method: Low Flow		6.84	0.166	16.15	18	4.83	0.0	-96

PURGE DATA:

Date: 9/4/09	Volume	pH	S.C.	Temp.	Turbidity	DO	Salinity	Other
Method: Low Flow								
Monitor Reading (ppm): N/A								
Well Casing Diameter & Material Type: 2" PVC								
Total Well Depth (TD): 69.89								
Static Water Level (WL): 7.23								
One Casing Volume(gal/L): 10.66								
Start Purge (hrs): 1330								
End Purge (hrs): 1422								
Total Purge Time (min): 52 min								
Total Vol. Purged (gal/L): 3.0gal								

SAMPLE COLLECTION INFORMATION:

Analysis	Preservative	Container Requirements	Collected
VOC	HCl	3-40mL glass vials	
SVOC	—	2-1L amber glass bottles	
Total Metals	HNO_3	1-500mL plastic bottle	
Dissolved Metals	HNO_3	1-500mL plastic bottle.	

OBSERVATIONS / NOTES:

Circle if Applicable:

MS/MSD | Duplicate ID No.:

Signature(s): Dawn L Mackey

LOW FLOW PURGE DATA SHEET

PROJECT SITE NAME: MSA
PROJECT NUMBER:

WELL ID.: MSA-MW33I-090409
DATE: 9/4/09

Time (Hrs.)	Water Level (Ft. below TOC)	Flow (mL/Min.)	pH (S.U.)	S. Cond. (mS/cm)	Turb. (NTU)	DO (mg/L)	Temp. (Celcius)	ORP mV	Salinity % or ppt	Comments
1330	7.23	—	—	—	—	—	—	—	—	Begin Purge
1335	7.39	300	6.78	0.167	28	6.06	16.41	-38	0.0	
1340	7.30	300	6.73	0.164	31	5.53	15.98	-41	0.0	
1345	7.30	300	6.74	0.163	25	5.25	16.19	-49	0.0	
1350	7.30	300	6.72	0.165	21	5.16	16.06	-71	0.0	
1355	7.30	300	6.76	0.167	20	4.98	16.26	-83	0.0	
1400	7.30	300	6.81	0.167	24	4.88	16.23	-93	0.0	
1405	7.30	300	6.84	0.166	18	4.83	16.15	-96	0.0	Sample
1422	7.30	—	—	—	—	—	—	—	—	End Purge

SIGNATURE(S): Duncan J Martin

Tetra Tech NUS, Inc.

GROUNDWATER SAMPLE LOG SHEET

Project Site Name: MSA
Project No.:

[ ] Domestic Well Data
[X] Monitoring Well Data
[ ] Other Well Type:
[ ] QA Sample Type:

Sample ID No.: MSA-MW34S-090409
Sample Location: MSA
Sampled By: DLM
C.O.C. No.:
Type of Sample:
[ ] Low Concentration
[ ] High Concentration

SAMPLING DATA:

Date: 9/4/09	Color	pH	S.C.	Temp.	Turbidity	DO	Salinity	Other
Time: 0945	(Visual)	(S.U.)	(mS/cm)	(°C)	(NTU)	(mg/l)	(%)	ORP
Method: Low Flow		6.52	0.211	15.49	45	5.10	0.0	70

PURGE DATA:

Date: 9/4/09	Volume	pH	S.C.	Temp.	Turbidity	DO	Salinity	Other
Method: Low Flow								
Monitor Reading (ppm): N/A								
Well Casing Diameter & Material Type: 2" PVC								
Total Well Depth (TD): 36.37'								
Static Water Level (WL): 5.44'								
One Casing Volume(gal/L): 5.26								
Start Purge (hrs): 0908								
End Purge (hrs): 1014								
Total Purge Time (min): 66min								
Total Vol. Purged (gal/L): 1.75gal								

SAMPLE COLLECTION INFORMATION:

Analysis	Preservative	Container Requirements	Collected
VOC	HCl	3-40mL glass vials	
SVOC	—	2-1L amber glass bottles	
Total Metals	HNO_3	1-500mL plastic bottle	
Dissolved Metals	HNO_3	1-500mL plastic bottle.	

OBSERVATIONS / NOTES:

Circle if Applicable:

MS/MSD | Duplicate ID No.:

Signature(s):

Dawn L Mullen

LOW FLOW PURGE DATA SHEET

PROJECT SITE NAME: MSA
PROJECT NUMBER:

WELL ID.: MSA-MW343-090409
DATE: 9/4/09

Time (Hrs.)	Water Level (Ft. below TOC)	Flow (mL/Min.)	pH (S.U.)	S. Cond. (mS/cm)	Turb. (NTU)	DO (mg/L)	Temp. (Celcius)	ORP mV	Salinity % or ppt	Comments
0908	5.34	—	—	—	—	—	—	—	—	Begin Purge
0910	5.39	140	6.02	0.199	40	6.32	15.67	113	0.0	
0915	5.35	140	5.93	0.201	50	6.06	15.64	111	0.0	
0920	5.36	140	6.01	0.202	50	5.74	15.49	105	0.0	
0930	5.35	140	6.23	0.205	60	5.42	15.48	89	0.0	
0935	5.38	140	6.42	0.210	50	5.27	15.23	79	0.0	
0940	5.35	140	6.47	0.210	50	5.14	15.55	74	0.0	
0945	5.36	140	6.52	0.211	45	5.10	15.49	70	0.0	Sample
1014	5.35	—	—	—	—	—	—	—	—	End Purge.

SIGNATURE(S): Dawn L MacKenzie

Tetra Tech NUS, Inc.

GROUNDWATER SAMPLE LOG SHEET

Project Site Name: _____
Project No.: _____

[ ] Domestic Well Data
[X] Monitoring Well Data
[ ] Other Well Type: _____
[ ] QA Sample Type: _____

Sample ID No.: MSA-MW34T-090409
Sample Location: MSA
Sampled By: DLM
C.O.C. No.: _____
Type of Sample:
[ ] Low Concentration
[ ] High Concentration

SAMPLING DATA:

	Color	pH	S.C.	Temp.	Turbidity	DO	Salinity	Other
Date: 9/4/09	(Visual)	(S.U.)	(mS/cm)	(°C)	(NTU)	(mg/l)	(%)	ORP
Time: 1105								
Method: Low Flow		6.37	0.266	14.83	14	4.82	0.0	-6

PURGE DATA:

	Volume	pH	S.C.	Temp.	Turbidity	DO	Salinity	Other
Date: 9/4/09								
Method: Low Flow								
Monitor Reading (ppm): N/A								
Well Casing Diameter & Material Type: 2" PVC								
Total Well Depth (TD): 55.32'								
Static Water Level (WL): 4.97'								
One Casing Volume(gal/L): 8.56								
Start Purge (hrs): 1027								
End Purge (hrs): 1118								
Total Purge Time (min): 51 min								
Total Vol. Purged (gal/L):								

SAMPLE COLLECTION INFORMATION:

Analysis	Preservative	Container Requirements	Collected
VOC	HCl	3-40 mL glass vials	
SVOC	—	2-1L amber glass bottles	
Total Metals	HNO_3	1-500 mL plastic bottle	
Dissolved Metals	HNO_3	1-500 mL plastic bottle	

OBSERVATIONS / NOTES:

Circle if Applicable:

MS/MSD	Duplicate ID No.:

Signature(s): Deanna L Mackey

LOW FLOW PURGE DATA SHEET

PROJECT SITE NAME: MSA
PROJECT NUMBER:

WELL ID.: MSA-MW34I-090409
DATE: 9/4/09

Time (Hrs.)	Water Level (Ft. below TOC)	Flow (mL/Min.)	pH (S.U.)	S. Cond. (mS/cm)	Turb. (NTU)	DO (mg/L)	Temp. (Celcius)	ORP mV	Salinity % or ppt	Comments
1027	4.97'	—	—	—	—	—	—	—	—	Begin Purge
1030	5.38'	300	6.27	0.242	11	5.99	15.33	37	0.0	
1035	5.45'	300	6.05	0.257	15	5.24	14.86	31	0.0	
1040	5.45	300	5.98	0.259	15	5.05	14.84	29	0.0	
1045	5.45	300	6.03	0.261	26	4.93	14.80	21	0.0	
1050	5.45	300	6.15	0.266	22	4.88	14.80	11	0.0	
1100	5.45	300	6.29	0.266	19	4.85	14.80	0	0.0	
1105	5.45	300	6.37	0.266	14	4.82	14.83	-6	0.0	Sample
1118	5.45	—	—	—	—	—	—	—	—	End Purge

SIGNATURE(S): [signature]

PAGE 1 OF 1

APPENDIX C— CHAIN-OF-CUSTODY FORMS

Chain of Custody Record

Temperature on Receipt _____

Drinking Water? Yes ☐ No ☒

TestAmerica
THE LEADER IN ENVIRONMENTAL TESTING

TAL-4124 (1007)

Client: Tetra Tech NUS, Inc.	Project Manager: Dev Murali	Date: 8/25/09	Chain of Custody Number: 154900
Address: 20251 Century Blvd Suite 200	Telephone Number (Area Code)/Fax Number: (301) 528-3063	Lab Number:	Page 1 of 1
City: Germantown / State: MD / Zip Code: 20874	Site Contact: Stuart Cameron	Lab Contact:	Analysis (Attach list if more space is needed)
Project Name and Location (State): MSA Groundwater Sampling	Carrier/Waybill Number:		
Contract/Purchase Order/Quote No.			

Sample I.D. No. and Description (Containers for each sample may be combined on one line)	Date	Time	Matrix: Air	Aqueous	Sed.	Soil	Containers & Preservatives: Unpres.	H2SO4	HNO3	HCl	NaOH	ZnAc/ NaOH	VOC+TIC	1,4-Dioxane	Perchlorate	CR(VI)	Total Metals	Diss. Metals	GRO	DRO	Special Instructions/ Conditions of Receipt
MSA-MW15S-082509	8/25/09	0950		X			X	X	X	X			X	X	X	X	X	X	X	X	
MSA-MW15D-082509	8/25/09	1455		X			X	X	X	X			X	X	X	X	X	X			
TB-082509	8/25/09			X						X			X								

Possible Hazard Identification
☒ Non-Hazard ☐ Flammable ☐ Skin Irritant ☐ Poison B ☐ Unknown

Sample Disposal
☐ Return To Client ☒ Disposal By Lab ☐ Archive For _____ Months (A fee may be assessed if samples are retained longer than 1 month)

Turn Around Time Required
☐ 24 Hours ☐ 48 Hours ☐ 7 Days ☐ 14 Days ☐ 21 Days ☐ Other _____

QC Requirements (Specify)

1. Relinquished By	Date: 8/25/09	Time	1. Received By	Date: 8/26/09	Time: 910
2. Relinquished By	Date	Time	2. Received By	Date	Time
3. Relinquished By	Date	Time	3. Received By	Date	Time

Comments

DISTRIBUTION: WHITE - Returned to Client with Report; CANARY - Stays with the Sample; PINK - Field Copy

North Canton

TestAmerica Cooler Receipt Form/Narrative **Lot Number: A9H260266**
North Canton Facility

Client Tetra Tech Project _____ By Jerry Burns (Signature)
Cooler Received on 8/26/09 Opened on 8/26/09
FedEx ☒ UPS ☐ DHL ☐ FAS ☐ Stetson ☐ Client Drop Off ☐ TestAmerica Courier ☐ Other _____
TestAmerica Cooler # _____ Multiple Coolers ☒ Foam Box ☐ Client Cooler ☐ Other _____

1. Were custody seals on the outside of the cooler(s)? Yes ☒ No ☐ Intact? Yes ☒ No ☐ NA ☐
   If YES, Quantity 2 each Quantity Unsalvageable _____
   Were custody seals on the outside of cooler(s) signed and dated? Yes ☒ No ☐ NA ☐
   Were custody seals on the bottle(s)? Yes ☐ No ☒
   If YES, are there any exceptions? _____
2. Shippers' packing slip attached to the cooler(s)? Yes ☒ No ☐
3. Did custody papers accompany the sample(s)? Yes ☒ No ☐ Relinquished by client? Yes ☒ No ☐
4. Were the custody papers signed in the appropriate place? Yes ☒ No ☐
5. Packing material used: Bubble Wrap ☒ Foam ☐ None ☐ Other _____
6. Cooler temperature upon receipt _____ °C See back of form for multiple coolers/temps ☒
   METHOD: IR ☒ Other ☐ _____
   COOLANT: Wet Ice ☒ Blue Ice ☐ Dry Ice ☐ Water ☐ None ☐
7. Did all bottles arrive in good condition (Unbroken)? Yes ☒ No ☐
8. Could all bottle labels be reconciled with the COC? Yes ☒ No ☐
9. Were sample(s) at the correct pH upon receipt? Yes ☒ No ☐ NA ☐
10. Were correct bottle(s) used for the test(s) indicated? Yes ☒ No ☐
11. Were air bubbles >6 mm in any VOA vials? Yes ☐ No ☒ NA ☐
12. Sufficient quantity received to perform indicated analyses? Yes ☒ No ☐
13. Was a trip blank present in the cooler(s)? Yes ☒ No ☐ Were VOAs on the COC? Yes ☒ No ☐

Contacted PM _____ Date _____ by _____ via Verbal ☐ Voice Mail ☐ Other ☐
Concerning _____

14. CHAIN OF CUSTODY

The following discrepancies occurred:

15. SAMPLE CONDITION

Sample(s) _____ were received after the recommended holding time had expired.
Sample(s) _____ were received in a broken container.
Sample(s) _____ were received with bubble >6 mm in diameter. (Notify PM)

16. SAMPLE PRESERVATION

Sample(s) _____ were further preserved in Sample Receiving to meet recommended pH level(s). *Nitric Acid Lot# 031909-HNO_3; Sulfuric Acid Lot# 100108-H_2SO_4; Sodium Hydroxide Lot# 100108 -NaOH; Hydrochloric Acid Lot# 092006-HCl; Sodium Hydroxide and Zinc Acetate Lot# 050205-$(CH_3COO)_2ZN$/NaOH.* What time was preservative added to sample(s)? _____

Client ID	pH	Date	Initials
155	<2, <2	8/26/09	VB
150	<2, <2	1	4

TestAmerica Cooler Receipt Form/Narrative
North Canton Facility

Client ID	pH	Date	Initials

Cooler #	Temp. °C	Method	Coolant
R040	3.6°C	IR	wet ice
TA 2	3.4°C	I	I

Discrepancies Cont'd:

[redacted]

Chain of Custody Record

Temperature on Receipt _____

Drinking Water? Yes ☐ No ☒

TestAmerica
THE LEADER IN ENVIRONMENTAL TESTING

TAL-4124 (1007)

Client: Tetra Tech NUS Inc.	Project Manager: Dev Murali	Date: 8/26/09	Chain of Custody Number: 154901
Address: 20251 Century Blvd Suite 260	Telephone Number (Area Code)/Fax Number: (301) 528-3063		Lab Number:
City: Germantown / State: MD / Zip Code: 20874	Site Contact: Stuart Cameron	Lab Contact:	Page 1 of 1
Project Name and Location (State): MSA Ground Water Sampling	Carrier/Waybill Number:		
Contract/Purchase Order/Quote No.			

Sample I.D. No. and Description (Containers for each sample may be combined on one line)	Date	Time	Matrix: Air	Aqueous	Sed.	Soil	Containers & Preservatives: Unpres.	H2SO4	HNO3	HCl	NaOH	ZnAc/NaOH	VOC+TIC	1,4-Dioxide	Perchlorate	CrVI	Total Mercury Hg	Diss Mercury Hg	GRO	DRO
✓MSA-MW28I-082609	8/26/09	1130		X			X	X	X	X			X	X	X	X	X	X		
✓MSA-MW20S-082609	8/26/09	1524		X			X	X	X	X			X	X	X	X	X	X	X	X
✓MSA-MW15I-082609	8/26/09	1030		X			X	X	X	X			X	X	X	X	X	X		
✓MSA-MW16S-082609	8/26/09	1420		X			X	X	X	X			X	X	X	X	X	X	X	X
✓MSA-MW16I-082609	8/26/09	1755		X			X	X	X	X			X	X	X	X	X	X		
✓TB-082609	8/26/09			X						X			X							

Analysis (Attach list if more space is needed)

Special Instructions/ Conditions of Receip

Possible Hazard Identification
☒ Non-Hazard ☐ Flammable ☐ Skin Irritant ☐ Poison B ☐ Unknown

Sample Disposal
☐ Return To Client ☒ Disposal By Lab ☐ Archive For _____ Months (A fee may be assessed if samples are retained longer than 1 month)

Turn Around Time Required
☐ 24 Hours ☐ 48 Hours ☐ 7 Days ☐ 14 Days ☐ 21 Days ☐ Other _____

QC Requirements (Specify)

1. Relinquished By	Date 8/26/09	Time 2040	1. Received By	Date	Time
2. Relinquished By	Date	Time	2. Received By	Date 8/27/09	Time 9:15 AM
3. Relinquished By	Date	Time	3. Received By	Date	Time

Comments

DISTRIBUTION: WHITE - Returned to Client with Report; CANARY - Stays with the Sample; PINK - Field Copy

North Canton

41

TestAmerica Cooler Receipt Form/Narrative
North Canton Facility **Lot Number:** 240-27013-6

Client Tetra Tech NUS Project MSA GW Sampling By: (Signature)
Cooler Received on 8/27/09 Opened on 8/27/09
FedEx [X] UPS [ ] DHL [ ] FAS [ ] Stetson [ ] Client Drop Off [ ] TestAmerica Courier [ ] Other
TestAmerica Cooler # Multiple Coolers [ ] Foam Box [ ] Client Cooler [X] Other

1. Were custody seals on the outside of the cooler(s)? Yes [X] No [ ] Intact? Yes [X] No [ ] NA [ ]
   If YES, Quantity 2 Quantity Unsalvageable
   Were custody seals on the outside of cooler(s) signed and dated? Yes [X] No [ ] NA [ ]
   Were custody seals on the bottle(s)? Yes [ ] No [X]
   If YES, are there any exceptions?
2. Shippers' packing slip attached to the cooler(s)? Yes [X] No [ ]
3. Did custody papers accompany the sample(s)? Yes [X] No [ ] Relinquished by client? Yes [X] No [ ]
4. Were the custody papers signed in the appropriate place? Yes [X] No [ ]
5. Packing material used: Bubble Wrap [X] Foam [X] None [ ] Other
6. Cooler temperature upon receipt 2.8 °C See back of form for multiple coolers/temps [ ]
   METHOD: IR [X] Other [ ]
   COOLANT: Wet Ice [X] Blue Ice [ ] Dry Ice [ ] Water [ ] None [ ]
7. Did all bottles arrive in good condition (Unbroken)? Yes [X] No [ ]
8. Could all bottle labels be reconciled with the COC? Yes [X] No [ ]
9. Were sample(s) at the correct pH upon receipt? Yes [X] No [ ]
10. Were correct bottle(s) used for the test(s) indicated? Yes [X] No [ ] NA [ ]
11. Were air bubbles >6 mm in any VOA vials? Yes [X] No [ ]
12. Sufficient quantity received to perform indicated analyses? Yes [ ] No [X] NA [ ]
13. Was a trip blank present in the cooler(s)? Yes [X] No [ ] Were VOAs on the COC? Yes [X] No [ ]

Contacted PM RJO Date 8/27/09 by QM via Verbal [X] Voice Mail [ ] Other [ ]
Concerning 14

14. CHAIN OF CUSTODY

The following discrepancies occurred:

COC Time for MW205 = 15:24 Bottles = 14:55.

Sample ID MW16I - Received limited ~~for~~ volume for Perchlorate. Bottle on 1/3 full when received. Will poll unpres Cr IV once the Hex Cr has been run per RJO

15. SAMPLE CONDITION

Sample(s) were received after the recommended holding time had expired.
Sample(s) were received in a broken container.
Sample(s) were received with bubble >6 mm in diameter. (Notify PM)

16. SAMPLE PRESERVATION

Sample(s) were further preserved in Sample Receiving to meet recommended pH level(s). *Nitric Acid Lot# 031909-HNO_3; Sulfuric Acid Lot# 100108-H_2SO_4; Sodium Hydroxide Lot# 100108 -NaOH; Hydrochloric Acid Lot# 092006-HCl; Sodium Hydroxide and Zinc Acetate Lot# 050205-$(CH_3COO)_2ZN$/NaOH.* What time was preservative added to sample(s)?

Client ID	pH	Date	Initials
MW28I	<2	8/27/09	QM
MW205	<2		
MW15I	<2		
MW16S	<2		
MW16I	<2		

TestAmerica Cooler Receipt Form/Narrative
North Canton Facility

Client ID	pH	Date	Initials

Cooler #	Temp. °C	Method	Coolant

Discrepancies Cont'd:

Received 1 bottle in bag with MW-16S without label. Process of elimination the bottle is MW16S. Client mislabeled Total & Dissolved bottle for MW16S. We will run total on dissolved bottle, and vice versa.

Chain of Custody Record

TestAmerica
THE LEADER IN ENVIRONMENTAL TESTING

Temperature on Receipt _____

Drinking Water? Yes ☐ No ☒

TAL-4124 (1007)

Client: Tetra Tech NUS, Inc.
Project Manager: Dev Murali
Date: 8/27/09
Chain of Custody Number: 154902
Address: 20251 Century Blvd. Suite 200
Telephone Number (Area Code)/Fax Number: (301) 528-3063
Lab Number:
Page _____ of _____
City: Germantown
State: MD
Zip Code: 20874
Site Contact: Stuart Cameron
Lab Contact:
Project Name and Location (State): MSA Groundwater Sampling
Carrier/Waybill Number:
Contract/Purchase Order/Quote No.:

Sample I.D. No. and Description (Containers for each sample may be combined on one line)	Date	Time	Matrix: Air	Aqueous	Sed.	Soil	Containers & Preservatives: Unpres.	H2SO4	HNO3	HCl	NaOH	ZnAc/NaOH	Analysis: VOC + TIC	1,4-Dioxane	Perchlorate	Total Metals + Hg	Diss. Metals + Hg
MSA-MW16D-082709	8-27-09	0905		X			X	X	X	X			X	X	X	X	X
MSA-MW20I-082709	8-27-09	1110		X			X		X	X			X	X	X	X	X
MSA-MW20D-082709	8-27-09	1330		X			X		X	X			X	X	X	X	X
TB-082709	8-27-09			X						X			X				

Special Instructions/ Conditions of Recei

Possible Hazard Identification
☐ Non-Hazard ☐ Flammable ☐ Skin Irritant ☐ Poison B ☐ Unknown

Sample Disposal
☐ Return To Client ☒ Disposal By Lab ☐ Archive For _____ Months (A fee may be assessed if samples are retained longer than 1 month)

Turn Around Time Required
☐ 24 Hours ☐ 48 Hours ☐ 7 Days ☐ 14 Days ☐ 21 Days ☐ Other _____

QC Requirements (Specify)

	Date	Time
1. Relinquished By: Stuart Cameron	8-26-09	
2. Relinquished By		
3. Relinquished By		

	Date	Time
1. Received By: Chris Lizzi	8-28-09	9:15
2. Received By		
3. Received By		

Comments

DISTRIBUTION: WHITE - Returned to Client with Report; CANARY - Stays with the Sample; PINK - Field Copy

44

North Canton

TestAmerica Cooler Receipt Form/Narrative
North Canton Facility

Lot Number: A9H280119

Client Tetra Tech Project MSA By: Chu Lingt (Signature)

Cooler Received on 8-28-09 Opened on 8-28-09

FedEx ☒ UPS ☐ DHL ☐ FAS ☐ Stetson ☐ Client Drop Off ☐ TestAmerica Courier ☐ Other

TestAmerica Cooler # Multiple Coolers ☒ Foam Box ☐ Client Cooler ☐ Other

1. Were custody seals on the outside of the cooler(s)? Yes ☒ No ☐ Intact? Yes ☒ No ☐ NA ☐
   If YES, Quantity 3 Quantity Unsalvageable
   Were custody seals on the outside of cooler(s) signed and dated? Yes ☒ No ☐ NA ☐
   Were custody seals on the bottle(s)? Yes ☐ No ☒
   If YES, are there any exceptions?
2. Shippers' packing slip attached to the cooler(s)? Yes ☒ No ☐
3. Did custody papers accompany the sample(s)? Yes ☒ No ☐ Relinquished by client? Yes ☒ No ☐
4. Were the custody papers signed in the appropriate place? Yes ☒ No ☐
5. Packing material used: Bubble Wrap ☒ Foam ☐ None ☐ Other
6. Cooler temperature upon receipt °C See back of form for multiple coolers/temps ☒
   METHOD: IR ☒ Other ☐
   COOLANT: Wet Ice ☒ Blue Ice ☐ Dry Ice ☐ Water ☐ None ☐
7. Did all bottles arrive in good condition (Unbroken)? Yes ☒ No ☐
8. Could all bottle labels be reconciled with the COC? Yes ☒ No ☐
9. Were sample(s) at the correct pH upon receipt? Yes ☒ No ☐ NA ☐
10. Were correct bottle(s) used for the test(s) indicated? Yes ☒ No ☐
11. Were air bubbles >6 mm in any VOA vials? Yes ☐ No ☒ NA ☐
12. Sufficient quantity received to perform indicated analyses? Yes ☒ No ☐
13. Was a trip blank present in the cooler(s)? Yes ☒ No ☐ Were VOAs on the COC? Yes ☒ No ☐

Contacted PM PJO Date 8/28/09 by am via Verbal ☒ Voice Mail ☐ Other ☐

Concerning 14

14. CHAIN OF CUSTODY

The following discrepancies occurred:

2x6 Trip blanks recieved in cooler A113
Red 1x250 unpres. sample bottle labeled for Cr+6 for ea sam-
will log 7196 Cr+6 per PJO

15. SAMPLE CONDITION

Sample(s) were received after the recommended holding time had expired.

Sample(s) were received in a broken container.

Sample(s) were received with bubble >6 mm in diameter. (Notify PM)

16. SAMPLE PRESERVATION

Sample(s) were further preserved in Sample Receiving to meet recommended pH level(s). *Nitric Acid Lot# 031909-HNO_3; Sulfuric Acid Lot# 100108-H_2SO_4; Sodium Hydroxide Lot# 100108 -NaOH; Hydrochloric Acid Lot# 092006-HCl; Sodium Hydroxide and Zinc Acetate Lot# 050205-$(CH_3COO)_2ZN$/NaOH.* What time was preservative added to sample(s)?

Client ID	pH	Date	Initials
16D	<2<2	8-28-09	CSL
20I	<2<2		
20D	<2<2	↓	↓

TestAmerica Cooler Receipt Form/Narrative
North Canton Facility

Client ID	pH	Date	Initials

Cooler #	Temp. °C	Method	Coolant
L003	3.8	IR	Ice
L037	2.6	IR	Ice
4113	1.2	IR	Ice

Discrepancies Cont'd:

hain of
ustody Record

Temperature on Receipt _____

Drinking Water? Yes ☐ No ☒

TestAmerica
THE LEADER IN ENVIRONMENTAL TESTING

-4124 (1007)

lient: TetraTech NUS, Inc	Project Manager: Tony Aponavage	Date: 8/28/09	Chain of Custody Number: 114299
ddress: 10251 Century Blvd. Suite 200	Telephone Number (Area Code)/Fax Number: (301) 528-3021	Lab Number	Page 1 of 1
ity: Germantown / State: MD / Zip Code: 20874	Site Contact: Stuart Cameron	Lab Contact	
Project Name and Location (State): MSA GW Sampling	Carrier/Waybill Number		
Contract/Purchase Order/Quote No.			

Sample I.D. No. and Description (Containers for each sample may be combined on one line)	Date	Time	Matrix: Air	Aqueous	Sed.	Soil	Containers & Preservatives: Unpres.	H2SO4	HNO3	HCl	NaOH	ZnAc/ NaOH	Analysis (Attach list if more space is needed): VOC+TIC	1,4-Dioxane	CR (VI)	Total Metals+Hg	Dissolved Metals+Hg	DRO	GRO	Perchlorate	Special Instructions/ Conditions of Receip
MSA-MW17I-082809	8/28/09	1115		X			X		X	X			X	X	X	X	X			X	
MSA-MW17S-082809		0940		X			X		X	X			X	X	X	X	X	X	X	X	
MSA-MW31D-082809		1055		X			X		X	X			X	X	X	X	X			X	
MSA-MW27D-082809		0915		X			X		X	X			X	X	X	X	X			X	
TB-082809		—		X						X			X								

Possible Hazard Identification
☒ Non-Hazard ☐ Flammable ☐ Skin Irritant ☐ Poison B ☐ Unknown

Sample Disposal
☐ Return To Client ☒ Disposal By Lab ☐ Archive For _____ Months
(A fee may be assessed if samples are retained longer than 1 month)

Turn Around Time Required
☐ 24 Hours ☐ 48 Hours ☐ 7 Days ☐ 14 Days ☐ 21 Days ☐ Other _____

QC Requirements (Specify)

1. Relinquished By: [signature]	Date: 8/28/09	Time: 1630	1. Received By: [signature] TEST AMERICA	Date: 29AUG09	Time: 09
2. Relinquished By	Date	Time	2. Received By	Date	Time
3. Relinquished By	Date	Time	3. Received By	Date	Time

Comments

DISTRIBUTION: WHITE - Returned to Client with Report; CANARY - Stays with the Sample; PINK - Field Copy

North Canton

47

TestAmerica Cooler Receipt Form/Narrative **Lot Number:** A9H290107

North Canton Facility

Client TETRA TECH Project MSA By: [signature] (Signature)

Cooler Received on 29 AUG 2009 Opened on 29 AUG 2009

FedEx ☒ UPS ☐ DHL ☐ FAS ☐ Stetson ☐ Client Drop Off ☐ TestAmerica Courier ☐ Other _____

TestAmerica Cooler # _____ Multiple Coolers ☐ Foam Box ☐ Client Cooler ☒ Other _____

1. Were custody seals on the outside of the cooler(s)? Yes ☒ No ☐ Intact? Yes ☒ No ☐ NA ☐
   If YES, Quantity 1 Quantity Unsalvageable _____
   Were custody seals on the outside of cooler(s) signed and dated? Yes ☒ No ☐ NA ☐
   Were custody seals on the bottle(s)? Yes ☐ No ☒
   If YES, are there any exceptions? _____
2. Shippers' packing slip attached to the cooler(s)? Yes ☒ No ☐
3. Did custody papers accompany the sample(s)? Yes ☒ No ☐ Relinquished by client? Yes ☒ No ☐
4. Were the custody papers signed in the appropriate place? Yes ☒ No ☐
5. Packing material used: Bubble Wrap ☒ Foam ☐ None ☐ Other PLASTIC BAG
6. Cooler temperature upon receipt 4.4 °C See back of form for multiple coolers/temps ☐
   METHOD: IR ☒ Other ☐ _____
   COOLANT: Wet Ice ☒ Blue Ice ☐ Dry Ice ☐ Water ☐ None ☐
7. Did all bottles arrive in good condition (Unbroken)? Yes ☒ No ☐
8. Could all bottle labels be reconciled with the COC? Yes ☒ No ☐
9. Were sample(s) at the correct pH upon receipt? Yes ☐ No ☒ NA ☐
10. Were correct bottle(s) used for the test(s) indicated? Yes ☒ No ☐
11. Were air bubbles >6 mm in any VOA vials? Yes ☐ No ☒ NA ☐
12. Sufficient quantity received to perform indicated analyses? Yes ☒ No ☐
13. Was a trip blank present in the cooler(s)? Yes ☒ No ☐ Were VOAs on the COC? Yes ☒ No ☐

Contacted PM _____ Date _____ by _____ via Verbal ☐ Voice Mail ☐ Other ☐

Concerning _____

14. CHAIN OF CUSTODY

The following discrepancies occurred:

15. SAMPLE CONDITION

Sample(s) CP46 270 & 175 were received after the recommended holding time had expired.

Sample(s) _____ were received in a broken container.

Sample(s) _____ were received with bubble >6 mm in diameter. (Notify PM)

16. SAMPLE PRESERVATION

Sample(s) 1x500ml Diss Metals 175 were further preserved in Sample Receiving to meet recommended pH level(s). *Nitric Acid Lot# 031909-HNO_3; Sulfuric Acid Lot# 100108-H_2SO_4; Sodium Hydroxide Lot# 100108 -NaOH; Hydrochloric Acid Lot# 092006-HCl; Sodium Hydroxide and Zinc Acetate Lot# 050205-$(CH_3COO)_2ZN/NaOH$.* What time was preservative added to sample(s)? 1020

Client ID	pH	Date	Initials
17I	L2L2	29 AUG 09	[initials]
17S	L2L2		
210	L2L2		
270	L2L2		

North Canton

SOP: NC-SC-0005, Sample Receiving

48

TestAmerica Cooler Receipt Form/Narrative
North Canton Facility

Client ID	pH	Date	Initials

Chain of Custody Record

Temperature on Receipt _____

Drinking Water? Yes ☐ No ☒

TestAmerica
THE LEADER IN ENVIRONMENTAL TESTING

TAL-4124 (1007)

Client: TetraTech NUS, Inc.	Project Manager: Dev Murali	Date: 8/31/09	Chain of Custody Number: 154904
Address: 20251 Century Blvd Suite 200	Telephone Number (Area Code)/Fax Number	Lab Number	Page 1 of 1
City: Germantown / State: MD / Zip Code: 20874	Site Contact: Dawn Mackiewicz	Lab Contact	Analysis (Attach list if more space is needed)
Project Name and Location (State): MSA GW Sampling	Carrier/Waybill Number		
Contract/Purchase Order/Quote No.			

Sample I.D. No. and Description (Containers for each sample may be combined on one line)	Date	Time	Matrix: Air	Aqueous	Sed.	Soil	Containers & Preservatives: Unpres.	H2SO4	HNO3	HCl	NaOH	ZnAc/NaOH	VOC+TIC	1,4-Dioxane	Perchlorate	CR(VI)	Total Metals+Hg	Diss. Metals+Hg	GRO	DRO	Special Instructions/ Conditions of Receipt
MSA-MW23D-083109	8/31/09	1114		X			X		X	X			X	X	X	X	X	X			
MSA-MW23S-083109	↓	1014		X			X		X	X			X	X	X	X	X	X	X	X	
MSA-MW26S-083109	↓	1355		X			X		X	X			X	X	X	X	X	X	X	X	
TB-083109-01	↓												X								
TB-083109-02													X								
MSA-MW22D-083109		1035		X			X		X	X			X	X	X	X	X	X	X		
MSA-MW25S-083109		1330		X			X		X	X			X	X	X	X	X	X	X	X	
MSA-MW25I-083109		1455		X			X		X	X			X	X	X	X	X	X			

Possible Hazard Identification
☒ Non-Hazard ☐ Flammable ☐ Skin Irritant ☐ Poison B ☐ Unknown

Sample Disposal
☐ Return To Client ☒ Disposal By Lab ☐ Archive For _____ Months (A fee may be assessed if samples are retained longer than 1 month)

Turn Around Time Required
☐ 24 Hours ☐ 48 Hours ☐ 7 Days ☐ 14 Days ☐ 21 Days ☐ Other _____

QC Requirements (Specify)

	Date	Time
Relinquished By: Dawn L Mackiewicz	8/31/09	1530
Relinquished By		
Relinquished By		

	Date	Time
1. Received By: Chris Lingard	9-1-09	9:15
2. Received By		
3. Received By		

Comments

DISTRIBUTION: WHITE - Returned to Client with Report; CANARY - Stays with the Sample; PINK - Field Copy

North Canton

TestAmerica Cooler Receipt Form/Narrative
North Canton Facility

Lot Number: 490149

Client Tetra Tech Project MSA GW By: (Signature)
Cooler Received on 9-1-09 Opened on 9-1-09
FedEx [X] UPS [ ] DHL [ ] FAS [ ] Stetson [ ] Client Drop Off [ ] TestAmerica Courier [ ] Other
TestAmerica Cooler # Multiple Coolers [X] Foam Box [ ] Client Cooler [ ] Other

1. Were custody seals on the outside of the cooler(s)? Yes [X] No [ ] Intact? Yes [X] No [ ] NA [ ]
   If YES, Quantity 4 Quantity Unsalvageable
   Were custody seals on the outside of cooler(s) signed and dated? Yes [X] No [ ] NA [ ]
   Were custody seals on the bottle(s)? Yes [ ] No [X]
   If YES, are there any exceptions?
2. Shippers' packing slip attached to the cooler(s)? Yes [X] No [ ]
3. Did custody papers accompany the sample(s)? Yes [X] No [ ] Relinquished by client? Yes [X] No [ ]
4. Were the custody papers signed in the appropriate place? Yes [X] No [ ]
5. Packing material used: Bubble Wrap [X] Foam [ ] None [ ] Other
6. Cooler temperature upon receipt °C See back of form for multiple coolers/temps [X]
   METHOD: IR [X] Other [ ]
   COOLANT: Wet Ice [X] Blue Ice [ ] Dry Ice [ ] Water [ ] None [ ]
7. Did all bottles arrive in good condition (Unbroken)? Yes [X] No [ ]
8. Could all bottle labels be reconciled with the COC? Yes [X] No [ ]
9. Were sample(s) at the correct pH upon receipt? Yes [X] No [ ]
10. Were correct bottle(s) used for the test(s) indicated? Yes [X] No [ ] NA [ ]
11. Were air bubbles >6 mm in any VOA vials? Yes [X] No [ ]
12. Sufficient quantity received to perform indicated analyses? Yes [ ] No [X] NA [ ]
13. Was a trip blank present in the cooler(s)? Yes [X] No [ ] Were VOAs on the COC? Yes [X] No [ ]

Contacted PM Date by via Verbal [ ] Voice Mail [ ] Other [ ]
Concerning

14. CHAIN OF CUSTODY

The following discrepancies occurred:

Samples MW23D time on Chain 1114 time on Bottle 10:55
MW23S time on Chain 1014 time on Bottle 9:45
MW26S time on Chain 1355 time on Bottle 13:15

15. SAMPLE CONDITION

Sample(s) were received after the recommended holding time had expired.
Sample(s) were received in a broken container.
Sample(s) were received with bubble >6 mm in diameter. (Notify PM)

16. SAMPLE PRESERVATION

Sample(s) were further preserved in Sample Receiving to meet recommended pH level(s). *Nitric Acid Lot#* 031909-HNO_3; *Sulfuric Acid Lot#* 100108-H_2SO_4; *Sodium Hydroxide Lot#* 100108 -*NaOH; Hydrochloric Acid Lot#* 092006-*HCl; Sodium Hydroxide and Zinc Acetate Lot#* 050205-$(CH_3COO)_2ZN/NaOH$. What time was preservative added to sample(s)?

Client ID	pH	Date	Initials
MW23D	<2 <2	9-1-09	CSL
MW23S	<2 <2		
MW26S	<2 <2		
MW22D	<2 <2		
MW25S	<2 <2		
MW25I	<2 <2		

TestAmerica Cooler Receipt Form/Narrative
North Canton Facility

Client ID	pH	Date	Initials

Chain of Custody Record

TestAmerica
THE LEADER IN ENVIRONMENTAL TESTING

Temperature on Receipt _____

Drinking Water? Yes ☐ No ☒

TAL-4124 (1007)

Client	Project Manager	Date	Chain of Custody Number
TetraTech NUS, Inc.	Dev Murali	9/1/09	154905
Address: 20251 Century Blvd. Suite 200	Telephone Number (Area Code)/Fax Number: (301) 528-3063	Lab Number	Page 1 of 1
City: Germantown; State: MD; Zip Code: 20874	Site Contact: Dawn Machlewicz; Lab Contact		
Project Name and Location (State): MSA GW Sampling	Carrier/Waybill Number		
Contract/Purchase Order/Quote No.			

Sample I.D. No. and Description (Containers for each sample may be combined on one line)	Date	Time	Matrix: Air	Aqueous	Sed.	Soil	Containers & Preservatives: Unpres.	H2SO4	HNO3	HCl	NaOH	ZnAc/ NaOH	VOC+TIC	1,4-Dioxane	CR(VI)	Total Metals	Dissolved Metals	Perchlorate	GRO	DRO	TDS/Alkalinity	Dissolved Gases	Fe, Mn, Ca, Na, SO4	DOC
MSA-MW30D-090109	9/1/09	0845		X			X		X	X			X	X	X	X	X	X						
MSA-MW34S-090109	9/1/09	1030		X			X		X	X			X	X	X	X	X	X						
MSA-MW34I-090109	9/1/09	1145		X			X		X	X			X	X	X	X	X	X	X	X				
MSA-MW19D-090109	9/1/09	1445		X			X		X	X			X	X	X	X	X	X						
TB-090109-01	9/1/09	—		X			[illegible]		[illegible]	X			X											
MSA-MW18S-090109	9/1/09	0905		X			X	X	X	X			X	X	X	X	X	X	X	X	X	X	X	X
MSA-MW18I-090109	9/1/09	1110		X			X	X	X	X			X	X	X	X	X	X			X	X	X	X
MSA-MW19I-090109	9/1/09			X			X		X	X			X	X	X	X	X	X						
TB-090109-02	9/1/09	—		X						X			X											
MSA-MW44I-090109	9/1/09	1528		X			X	X	X	X			X	X	X	X	X	X			X	X	X	X

Analysis (Attach list if more space is needed)

Special Instructions/ Conditions of Receipt

Possible Hazard Identification
☒ Non-Hazard ☐ Flammable ☐ Skin Irritant ☐ Poison B ☐ Unknown

Sample Disposal
☐ Return To Client ☒ Disposal By Lab ☐ Archive For _____ Months (A fee may be assessed if samples are retained longer than 1 month)

Turn Around Time Required
☐ 24 Hours ☐ 48 Hours ☐ 7 Days ☐ 14 Days ☐ 21 Days ☐ Other _____

QC Requirements (Specify)

		Date	Time
1. Relinquished By		9-1-09	
2. Relinquished By			
3. Relinquished By			
Comments			

		Date	Time
1. Received By		9-2-09	9:20
2. Received By			
3. Received By			

DISTRIBUTION: WHITE - Returned to Client with Report; CANARY - Stays with the Sample; PINK - Field Copy

North Canton

34

TestAmerica Cooler Receipt Form/Narrative
North Canton Facility

Lot Number: 490020192

Client Tetra Tech Project MSA By: (Signature)

Cooler Received on 9-2-09 Opened on 9-2-09

FedEx ☒ UPS ☐ DHL ☐ FAS ☐ Stetson ☐ Client Drop Off ☐ TestAmerica Courier ☐ Other

TestAmerica Cooler # Multiple Coolers ☒ Foam Box ☐ Client Cooler ☐ Other

1. Were custody seals on the outside of the cooler(s)? Yes ☒ No ☐ Intact? Yes ☒ No ☐ NA ☐
   If YES, Quantity 4 Quantity Unsalvageable
   Were custody seals on the outside of cooler(s) signed and dated? Yes ☒ No ☐ NA ☐
   Were custody seals on the bottle(s)? Yes ☐ No ☒
   If YES, are there any exceptions?
2. Shippers' packing slip attached to the cooler(s)? Yes ☒ No ☐
3. Did custody papers accompany the sample(s)? Yes ☒ No ☐
4. Were the custody papers signed in the appropriate place? Yes ☒ No ☐
5. Packing material used: Bubble Wrap ☒ Foam ☐ None ☐ Other
6. Cooler temperature upon receipt °C See back of form for multiple coolers/temps ☒
   METHOD: IR ☒ Other ☐
   COOLANT: Wet Ice ☒ Blue Ice ☐ Dry Ice ☐ Water ☐ None ☐
7. Did all bottles arrive in good condition (Unbroken)? Yes ☒ No ☐
8. Could all bottle labels be reconciled with the COC? Yes ☒ No ☐
9. Were sample(s) at the correct pH upon receipt? Yes ☒ No ☐
10. Were correct bottle(s) used for the test(s) indicated? Yes ☒ No ☐ NA ☐
11. Were air bubbles >6 mm in any VOA vials? Yes ☒ No ☐
12. Sufficient quantity received to perform indicated analyses? Yes ☐ No ☒ NA ☐
13. Was a trip blank present in the cooler(s)? Yes ☒ No ☐ Were VOAs on the COC? Yes ☒ No ☐

Contacted PM TSO Date 9/2/09 by AM via Verbal ☒ Voice Mail ☐ Other ☐

Concerning #14

14. CHAIN OF CUSTODY

The following discrepancies occurred:

Received Sample ID MSA-MW25-090109 9/01/09 @1635 not on COC. Will log tests per bottles received.

Sample MSA-MW19I - no time on COC, will log time per bottle

15. SAMPLE CONDITION

Sample(s) were received after the recommended holding time had expired.

Sample(s) were received in a broken container.

Sample(s) were received with bubble >6 mm in diameter. (Notify PM)

16. SAMPLE PRESERVATION

Sample(s) were further preserved in Sample Receiving to meet recommended pH level(s). *Nitric Acid Lot# 031909-HNO_3; Sulfuric Acid Lot# 100108-H_2SO_4; Sodium Hydroxide Lot# 100108 -NaOH; Hydrochloric Acid Lot# 092006-HCl; Sodium Hydroxide and Zinc Acetate Lot# 050205-$(CH_3COO)_2ZN/NaOH$.* What time was preservative added to sample(s)?

Client ID	pH	Date	Initials
MW30D	<2	9/2/09	AM
MW24S	<2		
MW24I	<2		
MW19D	<2		
MW18S	<2 <2		
MW18I	<2 <2		
MW19I	<2		
MW4I	<2 <2		

TestAmerica Cooler Receipt Form/Narrative
North Canton Facility

Client ID	pH	Date	Initials
DMW25	<2x2	9/2/09	AM

Cooler #	Temp. °C	Method	Coolant
241-520	2.9	IR	Ice
No #	1.6	IR	Ice

Discrepancies Cont'd:

Chain of Custody Record

TAL-4124 (1007)

Temperature on Receipt _____

Drinking Water? Yes ☐ No ☒

TestAmerica

THE LEADER IN ENVIRONMENTAL TESTING

Client: TetraTech NUS, Inc	Project Manager: Dev Murali	Date: 9/2/09	Chain of Custody Number: 155191
Address: 20251 Century Blvd. Suite 200	Telephone Number (Area Code)/Fax Number: (301) 528-3063	Lab Number:	Page 1 of 1
City: Germantown State: MD Zip Code: 20874	Site Contact: Dawn Markiewicz Lab Contact:		
Project Name and Location (State): MSA GW Sampling	Carrier/Waybill Number:		
Contract/Purchase Order/Quote No:			

Analysis (Attach list if more space is needed)

Sample I.D. No. and Description (Containers for each sample may be combined on one line)	Date	Time	Matrix: Air	Aqueous	Sed.	Soil	Containers & Preservatives: Unpres.	H2SO4	HNO3	HCl	NaOH	ZnAc/NaOH	VOC+TIC	1,4-Dioxane	Perchlorate	Total Metals+Hg	Dissolved Metals+Hg	CR(VI)	GRO	DRO	Special Instructions/ Conditions of Receipt
MSA-DMW9T-090209	9/2/09	1205		X			X		X	X			X	X	X	X	X	X			
MSA-DMW9D-090209	9/2/09	1320		X			X		X	X			X	X	X	X	X	X			
MSA-DMW8S-090209	9/2/09	1404		X			X		X	X			X	X	X	X	X	X	X	X	
MSA-DMW9S-090209	9/2/09	1210		X			X		X	X			X	X	X	X	X	X	X	X	
MSA-DMW8I-090209	9/2/09	1405		X			X		X	X			X	X	X	X	X	X			
MSA-DMW8D-090209	9/2/09	1515		X			X		X	X			X	X	X	X	X	X			
TB-090209	9/2/09	—		X						X			X								

Possible Hazard Identification: ☒ Non-Hazard ☐ Flammable ☐ Skin Irritant ☐ Poison B ☐ Unknown

Sample Disposal: ☐ Return To Client ☒ Disposal By Lab ☐ Archive For _____ Months (A fee may be assessed if samples are retained longer than 1 month)

Turn Around Time Required: ☐ 24 Hours ☐ 48 Hours ☐ 7 Days ☐ 14 Days ☐ 21 Days ☐ Other _____

QC Requirements (Specify)

	Date	Time		Date	Time
1. Relinquished By: Dawn L Markiewicz	9/2/09	1600	1. Received By: Chris Linzgood	9-3-09	9:10
2. Relinquished By:			2. Received By:		
3. Relinquished By:			3. Received By:		

Comments

DISTRIBUTION: WHITE - Returned to Client with Report; CANARY - Stays with the Sample; PINK - Field Copy

North Canton

37

TestAmerica Cooler Receipt Form/Narrative **Lot Number:** 440-30186
North Canton Facility

Client Tetra Tech Project NSA By: (Signature)
Cooler Received on 9-3-09 Opened on 9-3-09
FedEx ☒ UPS ☐ DHL ☐ FAS ☐ Stetson ☐ Client Drop Off ☐ TestAmerica Courier ☐ Other
TestAmerica Cooler # Multiple Coolers ☐ Foam Box ☐ Client Cooler ☒ Other

1. Were custody seals on the outside of the cooler(s)? Yes ☒ No ☐ Intact? Yes ☒ No ☐ NA ☐
   If YES, Quantity 1 Quantity Unsalvageable
   Were custody seals on the outside of cooler(s) signed and dated? Yes ☒ No ☐ NA ☐
   Were custody seals on the bottle(s)? Yes ☐ No ☒
   If YES, are there any exceptions?
2. Shippers' packing slip attached to the cooler(s)? Yes ☒ No ☐
3. Did custody papers accompany the sample(s)? Yes ☒ No ☐ Relinquished by client? Yes ☒ No ☐
4. Were the custody papers signed in the appropriate place? Yes ☒ No ☐
5. Packing material used: Bubble Wrap ☒ Foam ☐ None ☐ Other
6. Cooler temperature upon receipt 3.3 °C See back of form for multiple coolers/temps ☐
   METHOD: IR ☒ Other ☐
   COOLANT: Wet Ice ☒ Blue Ice ☐ Dry Ice ☐ Water ☐ None ☐
7. Did all bottles arrive in good condition (Unbroken)? Yes ☒ No ☐
8. Could all bottle labels be reconciled with the COC? Yes ☒ No ☐
9. Were sample(s) at the correct pH upon receipt? Yes ☒ No ☐ NA ☐
10. Were correct bottle(s) used for the test(s) indicated? Yes ☒ No ☐
11. Were air bubbles >6 mm in any VOA vials? Yes ☐ No ☒ NA ☐
12. Sufficient quantity received to perform indicated analyses? Yes ☒ No ☐
13. Was a trip blank present in the cooler(s)? Yes ☒ No ☐ Were VOAs on the COC? Yes ☒ No ☐

Contacted PM Date by via Verbal ☐ Voice Mail ☐ Other ☐
Concerning

14. CHAIN OF CUSTODY

The following discrepancies occurred:

15. SAMPLE CONDITION

Sample(s) were received after the recommended holding time had expired.
Sample(s) were received in a broken container.
Sample(s) were received with bubble >6 mm in diameter. (Notify PM)

16. SAMPLE PRESERVATION

Sample(s) were further preserved in Sample Receiving to meet recommended pH level(s). *Nitric Acid Lot# 031909-HNO_3; Sulfuric Acid Lot# 100108-H_2SO_4; Sodium Hydroxide Lot# 100108 -NaOH; Hydrochloric Acid Lot# 092006-HCl; Sodium Hydroxide and Zinc Acetate Lot# 050205-$(CH_3COO)_2ZN$/NaOH.* What time was preservative added to sample(s)?

Client ID	pH	Date	Initials
1205	<2 <2	9/3/09	CSL
1320	<2 <2		
1404	<2 <2		
1210	<2 <2		
1405	<2 <2		
1515	<2 <2		

TestAmerica Cooler Receipt Form/Narrative
North Canton Facility

Client ID	pH	Date	Initials

Chain of Custody Record

TestAmerica
THE LEADER IN ENVIRONMENTAL TESTING

Temperature on Receipt _____

Drinking Water? Yes ☐ No ☒

TAL-4124 (1007)

Client	Project Manager	Date	Chain of Custody Number
TetraTech NUS, Inc	Dev Murali	9/3/09	155192
Address	**Telephone Number (Area Code)/Fax Number**	**Lab Number**	**Page 1 of 1**
20251 Century Blvd. Suite 200	(301) 528-3063		
City / **State** / **Zip Code**	**Site Contact**	**Lab Contact**	
Germantown / MD / 20874	Dawn Marklewitz		
Project Name and Location (State)	**Carrier/Waybill Number**		
MSA GW Sampling			
Contract/Purchase Order/Quote No.			

Sample I.D. No. and Description (Containers for each sample may be combined on one line)	Date	Time	Matrix: Air	Aqueous	Sed.	Soil	Containers & Preservatives: Unpres.	H2SO4	HNO3	HCl	NaOH	ZnAc/ NaOH	Analysis: VOC+TIC	1,4-Dioxane	CR(VI)	Total Metals	Dissolved Metals	Perchlorate	DRO	GRO	Dissolved Gases	Fe, Mn, Ca, Mg, Na, K	DOC	TDS	Alk. Anions	Special Instructions / Conditions of Receipt
MSA-DMW6S-090309	9/3/09	0905		X			X		X	X			X	X	X	X	X	X	X							
MSA-DMW6I-090309		1015		X			X		X	X			X	X	X	X	X	X								
MSA-DMW6D-090309		1140		X			X		X	X			X	X	X	X	X	X								
MSA-DMW3A-090309		1345		X			X		X	X			X	X	X	X	X	X								
TB-090309-01		—		X						X			X													
MSA-DMW5S-090309		1211		X			X		X	X			X	X	X	X	X	X	X	X						
MSA-MW29D-090309		1503		X			X		X	X			X	X	X	X	X	X								
MSA-DMW3I-090309		0955		X			X		X	X			X	X	X	X	X	X								
MSA-DMW3S-090309		1045		X			X		X	X			X	X	X	X	X	X	X	X						
MSA-DMW4S-090309		1315		X			X	X	X	X			X	X	X	X	X	X	X	X	X	X	X	X		
MSA-DMW4D-090309		1530		X			X	X	X	X			X	X	X	X	X	X	*		X	X	X	X		

Possible Hazard Identification
☒ Non-Hazard ☐ Flammable ☐ Skin Irritant ☐ Poison B ☐ Unknown

Sample Disposal
☐ Return To Client ☒ Disposal By Lab ☐ Archive For _____ Months (A fee may be assessed if samples are retained longer than 1 month)

Turn Around Time Required
☐ 24 Hours ☐ 48 Hours ☐ 7 Days ☐ 14 Days ☐ 21 Days ☐ Other _____

QC Requirements (Specify)

	Date	Time		Date	Time
1. Relinquished By	9-3-09		1. Received By	9-4-09	9:10
2. Relinquished By			2. Received By		
3. Relinquished By			3. Received By		

Comments

DISTRIBUTION: WHITE - Returned to Client with Report; CANARY - Stays with the Sample; PINK - Field Copy

North Canton

TestAmerica Cooler Receipt Form/Narrative
North Canton Facility

Lot Number: A9I040243

Client Tetra Tech Project MSA By: [signature] (Signature)
Cooler Received on 9-4-09 Opened on 9-4-09
FedEx ☒ UPS ☐ DHL ☐ FAS ☐ Stetson ☐ Client Drop Off ☐ TestAmerica Courier ☐ Other
TestAmerica Cooler # Multiple Coolers ☒ Foam Box ☐ Client Cooler ☐ Other

1. Were custody seals on the outside of the cooler(s)? Yes ☒ No ☐ Intact? Yes ☒ No ☐ NA ☐
   If YES, Quantity 6 Quantity Unsalvageable
   Were custody seals on the outside of cooler(s) signed and dated? Yes ☒ No ☐ NA ☐
   Were custody seals on the bottle(s)? Yes ☐ No ☒
   If YES, are there any exceptions?
2. Shippers' packing slip attached to the cooler(s)? Yes ☒ No ☐
3. Did custody papers accompany the sample(s)? Yes ☒ No ☐ Relinquished by client? Yes ☒ No ☐
4. Were the custody papers signed in the appropriate place? Yes ☒ No ☐
5. Packing material used: Bubble Wrap ☒ Foam ☐ None ☐ Other
6. Cooler temperature upon receipt °C See back of form for multiple coolers/temps ☒
   METHOD: IR ☒ Other ☐
   COOLANT: Wet Ice ☒ Blue Ice ☐ Dry Ice ☐ Water ☐ None ☐
7. Did all bottles arrive in good condition (Unbroken)? Yes ☒ No ☐
8. Could all bottle labels be reconciled with the COC? Yes ☒ No ☐
9. Were sample(s) at the correct pH upon receipt? Yes ☒ No ☐ NA ☐
10. Were correct bottle(s) used for the test(s) indicated? Yes ☒ No ☐
11. Were air bubbles >6 mm in any VOA vials? Yes ☐ No ☒ NA ☐
12. Sufficient quantity received to perform indicated analyses? Yes ☒ No ☐
13. Was a trip blank present in the cooler(s)? Yes ☒ No ☐ Were VOAs on the COC? Yes ☒ No ☐

Contacted PM RJO Date 9/4/09 by am via Verbal ☐ Voice Mail ☒ Other ☐
Concerning 14

14. CHAIN OF CUSTODY

The following discrepancies occurred:

Red 1x40 vial ID MSA-DMW4D @1530 w/ septum pushed in for RSK - will archive.

15. SAMPLE CONDITION

Sample(s) were received after the recommended holding time had expired.
Sample(s) were received in a broken container.
Sample(s) were received with bubble >6 mm in diameter. (Notify PM)

16. SAMPLE PRESERVATION

Sample(s) were further preserved in Sample Receiving to meet recommended pH level(s). *Nitric Acid Lot# 031909-HNO_3; Sulfuric Acid Lot# 100108-H_2SO_4; Sodium Hydroxide Lot# 100108 -NaOH; Hydrochloric Acid Lot# 092006-HCl; Sodium Hydroxide and Zinc Acetate Lot# 050205-$(CH_3COO)_2ZN/NaOH$.* What time was preservative added to sample(s)?

Client ID	pH	Date	Initials
905	<2 <2	9-4-09	CSL
1015	<2 <2		
1140	<2 <2		
1345	<2 <2		
1211	<2 <2		
1503	<2 <2		
855	<2 <2		
1045	<2 <2		

SOP: NC-SC-0005 Sample Rec...

TestAmerica Cooler Receipt Form/Narrative
North Canton Facility

Client ID	pH	Date	Initials
1315	<2 <2 <2	9-4-09	CSL
1530	<2 <2 <2	"	"

Cooler #	Temp. °C	Method	Coolant
nott	3.0 ALL VOAS	IR	Ice
Client	2.7	IR	Ice
Client	1.C	IR	Ice

Discrepancies Cont'd:

Chain of Custody Record

TestAmerica
THE LEADER IN ENVIRONMENTAL TESTING

Temperature on Receipt _____

Drinking Water? Yes ☐ No ☒

TAL-4124 (1007)

Client: Tetra Tech NUS Inc.	Project Manager: Dev Murali	Date: 9-4-09	Chain of Custody Number: 155194
Address: 20251 Century Blvd Suite 200	Telephone Number (Area Code)/Fax Number: (301) 528-3063	Lab Number:	Page 1 of 1
City: Germantown	State: MD	Zip Code: 20874	Site Contact: Stuart Cameron	Lab Contact:
Project Name and Location (State): MSA Ground Water Sampling	Carrier/Waybill Number:		
Contract/Purchase Order/Quote No.			

Sample I.D. No. and Description (Containers for each sample may be combined on one line)	Date	Time	Matrix: Air	Aqueous	Sed.	Soil	Containers & Preservatives: Unpres.	H_2SO_4	HNO_3	HCl	NaOH	ZnAc/NaOH	Analysis: VOC TIC	1,4-Dioxane	Perchlorate	CR (VI)	Total Metals	Dissolved Metals	GRO	DRO	Special Instructions/Conditions of Receipt
MSA-DMW10S-090409	9-4-09	1045					X	X	X	X			X	X	X	X	X	X	X	X	
MSA-DMW1A-090409		1225					X	X	X	X			X	X	X	X	X	X			
MSA-DMW1B-090409		1350					X		X	X			X	X	X	X	Y	X			
TB-090904-02	↓									X			X								

Possible Hazard Identification
☐ Non-Hazard ☐ Flammable ☐ Skin Irritant ☐ Poison B ☐ Unknown

Sample Disposal
☐ Return To Client ☒ Disposal By Lab ☐ Archive For _____ Months (A fee may be assessed if samples are retained longer than 1 month)

Turn Around Time Required
☐ 24 Hours ☐ 48 Hours ☐ 7 Days ☐ 14 Days ☐ 21 Days ☐ Other _____

QC Requirements (Specify)

		Date	Time
1. Relinquished By		9-4-09	
2. Relinquished By			
3. Relinquished By			
Comments			

	Date	Time
1. Received By		
2. Received By	9-5-09	10:00
3. Received By		

DISTRIBUTION: WHITE - Returned to Client with Report; CANARY - Stays with the Sample; PINK - Field Copy

North Canton

TestAmerica Cooler Receipt Form/Narrative
North Canton Facility

Lot Number: 490190193

Client Tetra Tech Project Groundwater Sampling By: (Signature)
Cooler Received on 9-5-09 Opened on 9-5-09
FedEx ☒ UPS ☐ DHL ☐ FAS ☐ Stetson ☐ Client Drop Off ☐ TestAmerica Courier ☐ Other
TestAmerica Cooler # Multiple Coolers ☒ Foam Box ☐ Client Cooler ☐ Other

1. Were custody seals on the outside of the cooler(s)? Yes ☒ No ☐ Intact? Yes ☒ No ☐ NA ☐
   If YES, Quantity 3 Quantity Unsalvageable
   Were custody seals on the outside of cooler(s) signed and dated? Yes ☒ No ☐ NA ☐
   Were custody seals on the bottle(s)? Yes ☐ No ☒
   If YES, are there any exceptions?
2. Shippers' packing slip attached to the cooler(s)? Yes ☒ No ☐
3. Did custody papers accompany the sample(s)? Yes ☒ No ☐ Relinquished by client? Yes ☒ No ☐
4. Were the custody papers signed in the appropriate place? Yes ☒ No ☐
5. Packing material used: Bubble Wrap ☒ Foam ☐ None ☐ Other
6. Cooler temperature upon receipt °C See back of form for multiple coolers/temps ☐
   METHOD: IR ☒ Other ☐
   COOLANT: Wet Ice ☒ Blue Ice ☐ Dry Ice ☐ Water ☐ None ☐
7. Did all bottles arrive in good condition (Unbroken)? Yes ☒ No ☐
8. Could all bottle labels be reconciled with the COC? Yes ☒ No ☐
9. Were sample(s) at the correct pH upon receipt? Yes ☒ No ☐
10. Were correct bottle(s) used for the test(s) indicated? Yes ☒ No ☐ NA ☐
11. Were air bubbles >6 mm in any VOA vials? Yes ☒ No ☐
12. Sufficient quantity received to perform indicated analyses? Yes ☐ No ☒ NA ☐
13. Was a trip blank present in the cooler(s)? Yes ☒ No ☐ Were VOAs on the COC? Yes ☒ No ☐

Contacted PM Date by via Verbal ☐ Voice Mail ☐ Other ☐
Concerning

14. CHAIN OF CUSTODY

The following discrepancies occurred:

15. SAMPLE CONDITION

Sample(s) were received after the recommended holding time had expired.
Sample(s) were received in a broken container.
Sample(s) were received with bubble >6 mm in diameter. (Notify PM)

16. SAMPLE PRESERVATION

Sample(s) were further preserved in Sample Receiving to meet recommended pH level(s). *Nitric Acid Lot#* 031909-HNO_3; *Sulfuric Acid Lot#* 100108-H_2SO_4; *Sodium Hydroxide Lot#* 100108 -*NaOH; Hydrochloric Acid Lot#* 092006-*HCl; Sodium Hydroxide and Zinc Acetate Lot#* 050205-$(CH_3COO)_2ZN/NaOH$. What time was preservative added to sample(s)?

Client ID	pH	Date	Initials
(a)	<2 <2 2	9-5-09	CSL
1A	<2 <2 2		
1B	<2 <2 2	"	"

TestAmerica Cooler Receipt Form/Narrative
North Canton Facility

Client ID	pH	Date	Initials

Chain of Custody Record

Temperature on Receipt _____

Drinking Water? Yes ☐ No ☒

TestAmerica
THE LEADER IN ENVIRONMENTAL TESTING

TAL-4124 (1007)

Client: Tetra Tech NUS, Inc	Project Manager: Dev Murali	Date: 9/8/09	Chain of Custody Number: 155186
Address: 20251 Century Blvd Suite 200	Telephone Number (Area Code)/Fax Number: (301)528-3063	Lab Number:	Page 1 of 2
City: Germantown State: MD Zip Code: 20874	Site Contact: Dawn Mackiewicz	Lab Contact:	
Project Name and Location (State): MSA GW Sampling	Carrier/Waybill Number:		
Contract/Purchase Order/Quote No.			

Analysis (Attach list if more space is needed)

Special Instructions/ Conditions of Receipt

Sample I.D. No. and Description (Containers for each sample may be combined on one line)	Date	Time	Matrix: Air	Aqueous	Sed.	Soil	Containers & Preservatives: Unpres.	H2SO4	HNO3	HCl	NaOH	ZnAc/ NaOH	VOC+TIC	1,4-Dioxane	CR(VI)	Perchlorate	Total Metals+Hg	Dissolved Metals	GRO	DRO	TDS, Alk, anions	Dissolved gasses	DOC	Fe, K, Mn, Ca, Na Si, Mg
MSA-DMW3D-090809	9/8/09	0935		X			X		X	X			X	X	X	X	X	X						
MSA-MW4I-090809		1255		X			X	X	X	X			X	X	X	X	X	X			X	X	X	X
MSA-MW14D-090809		1150		X			X		X	X			X	X	X	X	X	X						
MSA-DMW5I-090809		1435		X			X		X	X			X	X	X	X	X	X						
TB-090809-01				X						X			X											
MSA-DMW2S-090809		0950		X			X		X	X			[redacted]						X	X				
MSA-MW6-090809		1155		X			X		X	X			X	X	X	X	X	X	X	X				
MSA-DMW1S-090809		1400		X			X		X	X			X	X	X	X	X	X	X	X				
MSA-MW5-090809		1710		X			X		X	X			X	X	X	X	X	X	X	X				
~~DMW~~ DMW11I-090809		1107		X			X		X	X			X	X	X	X	X	X						
DMW11S-090809		1230		X			X		X	X			X	X	X	X	X	X	X	X				
MSA-MW3-090809		1413		X			X		X	X			X	X	X	X	X	X	X	X				

Possible Hazard Identification
☒ Non-Hazard ☐ Flammable ☐ Skin Irritant ☐ Poison B ☐ Unknown

Sample Disposal
☐ Return To Client ☒ Disposal By Lab ☐ Archive For _____ Months
(A fee may be assessed if samples are retained longer than 1 month)

Turn Around Time Required
☐ 24 Hours ☐ 48 Hours ☐ 7 Days ☐ 14 Days ☐ 21 Days ☐ Other _____

QC Requirements (Specify)

	Date	Time		Date	Time
1. Relinquished By	09/8/09	1730	1. Received By	9/9/09	0915
2. Relinquished By			2. Received By		
3. Relinquished By			3. Received By		

Comments

DISTRIBUTION: WHITE - Returned to Client with Report; CANARY - Stays with the Sample; PINK - Field Copy

North Canton

26

Chain of Custody Record

Temperature on Receipt _____

Drinking Water? Yes ☐ No ☐

TestAmerica
THE LEADER IN ENVIRONMENTAL TESTING

27

TAL-4124 (1007)

Client: Tetra Tech NUS	Project Manager: Dev Murali	Date: 9-8-09	Chain of Custody Number: 154976
Address: 20251 Century Blvd STE 200	Telephone Number (Area Code)/Fax Number: (301) 528-3063	Lab Number:	Page 2 of 2
City: Germantown / State: MD / Zip Code: 20874	Site Contact: Walt Payne	Lab Contact:	
Project Name and Location (State): MSA GW Sampling 2009	Carrier/Waybill Number:		
Contract/Purchase Order/Quote No.			

Sample I.D. No. and Description (Containers for each sample may be combined on one line)	Date	Time	Matrix: Air	Aqueous	Sed.	Soil	Containers & Preservatives: Unpres.	H2SO4	HNO3	HCl	NaOH	ZnAc/NaOH	Analysis: VOCs + TICs	1,4 Dioxane	Gro	Dro	Perchlorate	Hex Cr	Total Iron	Diss Iron
MSA-MW4-090809	9-8-09	1732		X			X		X	X			X	X	X	XX	X	X	X	X

Special Instructions/ Conditions of Receipt

Possible Hazard Identification
☐ Non-Hazard ☐ Flammable ☐ Skin Irritant ☐ Poison B ☐ Unknown

Sample Disposal
☐ Return To Client ☐ Disposal By Lab ☐ Archive For _____ Months (A fee may be assessed if samples are retained longer than 1 month)

Turn Around Time Required
☐ 24 Hours ☐ 48 Hours ☐ 7 Days ☐ 14 Days ☐ 21 Days ☐ Other _____

QC Requirements (Specify)

	Date	Time
1. Relinquished By	9-9-09	1930
2. Relinquished By		
3. Relinquished By		

	Date	Time
1. Received By	9/9/09	0915
2. Received By		
3. Received By		

Comments

DISTRIBUTION: WHITE - Returned to Client with Report; CANARY - Stays with the Sample; PINK - Field Copy

North Canton

TestAmerica Cooler Receipt Form/Narrative **Lot Number: 490172**

North Canton Facility

Client Tetra Tech Project MSA GW By: (Signature)

Cooler Received on 9/9/09 Opened on 9/9/09

FedEx ☒ UPS ☐ DHL ☐ FAS ☐ Stetson ☐ Client Drop Off ☐ TestAmerica Courier ☐ Other

TestAmerica Cooler # Multiple Coolers ☒ Foam Box ☐ Client Cooler ☐ Other

1. Were custody seals on the outside of the cooler(s)? Yes ☒ No ☐ Intact? Yes ☒ No ☐ NA ☐
   If YES, Quantity 5 Quantity Unsalvageable
   Were custody seals on the outside of cooler(s) signed and dated? Yes ☒ No ☐ NA ☐
   Were custody seals on the bottle(s)? Yes ☐ No ☒
   If YES, are there any exceptions?
2. Shippers' packing slip attached to the cooler(s)? Yes ☒ No ☐
3. Did custody papers accompany the sample(s)? Yes ☒ No ☐ Relinquished by client? Yes ☒ No ☐
4. Were the custody papers signed in the appropriate place? Yes ☒ No ☐
5. Packing material used: Bubble Wrap ☒ Foam ☐ None ☐ Other
6. Cooler temperature upon receipt °C See back of form for multiple coolers/temps ☒
   METHOD: IR ☒ Other ☐
   COOLANT: Wet Ice ☒ Blue Ice ☐ Dry Ice ☐ Water ☐ None ☐
7. Did all bottles arrive in good condition (Unbroken)? Yes ☒ No ☐
8. Could all bottle labels be reconciled with the COC? Yes ☒ No ☐
9. Were sample(s) at the correct pH upon receipt? Yes ☐ No ☒ NA ☐
10. Were correct bottle(s) used for the test(s) indicated? Yes ☒ No ☐
11. Were air bubbles >6 mm in any VOA vials? Yes ☒ No ☐ NA ☐
12. Sufficient quantity received to perform indicated analyses? Yes ☒ No ☐
13. Was a trip blank present in the cooler(s)? Yes ☒ No ☐ Were VOAs on the COC? Yes ☒ No ☐

Contacted PM PJD Date 9/9/09 by via Verbal ☒ Voice Mail ☐ Other ☐

Concerning Bubble in 1x40mL vial for MW5

14. CHAIN OF CUSTODY

The following discrepancies occurred:

15. SAMPLE CONDITION

Sample(s) were received after the recommended holding time had expired.

Sample(s) were received in a broken container.

Sample(s) MW5 (1x40 VOC vial) were received with bubble >6 mm in diameter. (Notify PM)

16. SAMPLE PRESERVATION

Sample(s) MW6 (Diss) MW5 (Total) 115 (Diss) 4 (Total) were further preserved in Sample Receiving to meet recommended pH level(s). *Nitric Acid Lot# 031909-HNO_3; Sulfuric Acid Lot# 100108-H_2SO_4; Sodium Hydroxide Lot# 100108 -NaOH; Hydrochloric Acid Lot# 092006-HCl; Sodium Hydroxide and Zinc Acetate Lot# 050205-$(CH_3COO)_2ZN$/NaOH.* What time was preservative added to sample(s)?

Client ID	pH	Date	Initials
3D	<2 <2	9/9/09	
14I	<2 <2 <2		
14D	<2 <2		
5I	<2 <2		
6	<2 <2		
15	<2 <2		
5	<2 <2		
11I	<2 <2		

TestAmerica Cooler Receipt Form/Narrative
North Canton Facility

Client ID	pH	Date	Initials
1|S	<2 <2	9/9/09	9—
3	<2 <2	↓	↓
4	<2 <2		

Cooler #	Temp. °C	Method	Coolant
Client Blue	2.4	IR	Ice
Client Green	4.1	↓	↓
241-823	3.3		
2002703	2.2		

Discrepancies Cont'd:

Chain of Custody Record

Temperature on Receipt _____

Drinking Water? Yes ☐ No ☒

TestAmerica
THE LEADER IN ENVIRONMENTAL TESTING

TAL-4124 (1007)

Client	Project Manager	Date	Chain of Custody Number
TetraTech NUS, Inc.	Dev Murali	9/14/09	155193
Address	**Telephone Number (Area Code)/Fax Number**	**Lab Number**	**Page** 1 of 1
20251 Century Blvd. Suite 300	(301) 528-3063		
City / **State** / **Zip Code**	**Site Contact**	**Lab Contact**	
Germantown / MD / 20874	Dawn Marklewitz		
Project Name and Location (State)	**Carrier/Waybill Number**		
MSA Dump Road Characterization			
Contract/Purchase Order/Quote No.			

Sample I.D. No. and Description (Containers for each sample may be combined on one line)	Date	Time	Matrix: Air	Aqueous	Sed.	Soil	Containers & Preservatives: Unpres.	H2SO4	HNO3	HCl	NaOH	ZnAc/NaOH	Analysis: VOC	SVOC	Total Metals	Diss Metals	Special Instructions/ Conditions of Receipt
MSA-MW34I-090409	9/14/09	1105		X			X		X	X			X	X	X	X	
MSA-MW34S-090409		0945		X			X		X	X			X	X	X	X	
MSA-MW33I-090409		1405		X			X		X	X			X	X	X	X	
MSA-MW33S-090409		1230		X			X		X	X			X	X	X	X	
TB-090409-01		—		X						X			X				
MSA-MW32S-090409		1049		X			X		X	X			X	X	X	X	
MSA-MW32I-090409		1219		X			X		X	X			X	X	X	X	

Possible Hazard Identification
☒ Non-Hazard ☐ Flammable ☐ Skin Irritant ☐ Poison B ☐ Unknown

Sample Disposal
☐ Return To Client ☒ Disposal By Lab ☐ Archive For _____ Months
(A fee may be assessed if samples are retained longer than 1 month)

Turn Around Time Required
☐ 24 Hours ☐ 48 Hours ☐ 7 Days ☐ 14 Days ☒ 21 Days ☐ Other _____

QC Requirements (Specify)

	Date	Time		Date	Time
1. Relinquished By	9/14/09	1530	1. Received By	9-5-09	10:00
2. Relinquished By			2. Received By		
3. Relinquished By			3. Received By		

Comments

DISTRIBUTION: WHITE - Returned to Client with Report; CANARY - Stays with the Sample; PINK - Field Copy

North Canton

TestAmerica Cooler Receipt Form/Narrative
North Canton Facility

Lot Number: A9I080113

Client Tetra Tech Project Dump Road By: Chris Lynch
Cooler Received on 4-5-09 Opened on 4-5-09 (Signature)
FedEx ☒ UPS ☐ DHL ☐ FAS ☐ Stetson ☐ Client Drop Off ☐ TestAmerica Courier ☐ Other
TestAmerica Cooler # Multiple Coolers ☒ Foam Box ☐ Client Cooler ☐ Other
1. Were custody seals on the outside of the cooler(s)? Yes ☒ No ☐ Intact? Yes ☒ No ☐ NA ☐
If YES, Quantity 3 Quantity Unsalvageable
Were custody seals on the outside of cooler(s) signed and dated? Yes ☒ No ☐ NA ☐
Were custody seals on the bottle(s)? Yes ☐ No ☒
If YES, are there any exceptions?
2. Shippers' packing slip attached to the cooler(s)? Yes ☒ No ☐
3. Did custody papers accompany the sample(s)? Yes ☒ No ☐ Relinquished by client? Yes ☒ No ☐
4. Were the custody papers signed in the appropriate place? Yes ☒ No ☐
5. Packing material used: Bubble Wrap ☒ Foam ☐ None ☐ Other
6. Cooler temperature upon receipt °C See back of form for multiple coolers/temps ☐
METHOD: IR ☒ Other ☐
COOLANT: Wet Ice ☒ Blue Ice ☐ Dry Ice ☐ Water ☐ None ☐
7. Did all bottles arrive in good condition (Unbroken)? Yes ☒ No ☐
8. Could all bottle labels be reconciled with the COC? Yes ☒ No ☐
9. Were sample(s) at the correct pH upon receipt? Yes ☒ No ☐
10. Were correct bottle(s) used for the test(s) indicated? Yes ☒ No ☐ NA ☐
11. Were air bubbles >6 mm in any VOA vials? Yes ☒ No ☐
12. Sufficient quantity received to perform indicated analyses? Yes ☐ No ☒ NA ☐
13. Was a trip blank present in the cooler(s)? Yes ☒ No ☐ Were VOAs on the COC? Yes ☒ No ☐
Contacted PM Date by via Verbal ☐ Voice Mail ☐ Other ☐
Concerning

14. CHAIN OF CUSTODY

The following discrepancies occurred:

15. SAMPLE CONDITION

Sample(s) were received after the recommended holding time had expired.
Sample(s) were received in a broken container.
Sample(s) were received with bubble >6 mm in diameter. (Notify PM)

16. SAMPLE PRESERVATION

Sample(s) were further preserved in Sample Receiving to meet recommended pH level(s). *Nitric Acid Lot# 031909-HNO_3; Sulfuric Acid Lot# 100108-H_2SO_4; Sodium Hydroxide Lot# 100108 -NaOH; Hydrochloric Acid Lot# 092006-HCl; Sodium Hydroxide and Zinc Acetate Lot# 050205-$(CH_3COO)_2ZN$/NaOH.* What time was preservative added to sample(s)?

Client ID	pH	Date	Initials
34I	<2 <2		
345	<2 <2		
33I	<2 <2		
335	<2 <2		
325	<2 <2		
32I	<2 <2		

TestAmerica Cooler Receipt Form/Narrative
North Canton Facility

Client ID	pH	Date	Initials

Cooler #	Temp. °C	Method	Coolant
Blue client	1.7 TB02	IR	Ice
red client	2.0 TB01		
C184	2.1C		

Discrepancies Cont'd:

APPENDIX D— DATA-VALIDATION REPORTS (ON CD)

Tetra Tech NUS **INTERNAL CORRESPONDENCE**

TO: **D. MURALI** **DATE: October 28, 2009**

FROM: **MEGAN CARSON** **COPIES:** **DV FILE**

SUBJECT: **INORGANIC DATA VALIDATION – TOTAL AND DISSOLVED METALS, ALKALINITY, CHLORIDE, DISSOLVED ORGANIC CARBON, NITRATE-N, NITRITE-N, ORTHPHOSPHATE-P, PERCHLORATE, SULFATE, TOTAL DISSOLVED SOLIDS, HEXAVALENT CHROMIUM**
MSA GW SAMPLING
SAMPLE DELIVERY GROUP (SDG) –9I09172

SAMPLES: 11/Water/

DMW11I-090809	DMW11S-090809	MSA-DMW1S-090809
MSA-DMW3D-090809	MSA-DMW5I-090809	MSA-MW14D-090809
MSA-MW14I-090809	MSA-MW3-090809	MSA-MW4-090809
MSA-MW5-090809	MSA-MW6-090809	

Overview

The sample set for MSA GW Sampling, SDG 9I09172, consists of eleven (11) water environmental samples.

Samples were analyzed for total and dissolved metals, perchlorate, and hexavalent chromium. Sample MSA-MW14I-090809 was also analyzed for potassium, calcium, sodium, silica, magnesium, alkalinity, chloride, dissolved organic carbon, nitrate-N, nitrite-N, orthophosphate-P, sulfate, and total dissolved solids. The samples were collected by Tetra Tech NUS on September 8th, 2009 and analyzed by Test America – North Canton, TestAmerica- Pittsburgh and Test America – West Sacramento. Metals analyses were conducted using SW-846 method 6020 and 6010 for calcium, potassium, sodium, magnesium, and silver. Mercury analyses were conducted using SW-846 method 7470A. Hexavalent chromium analyses were conducted using SW-846 method 7196A. Perchlorate analyses were conducted using Sw-846 method 6850. Miscellaneous inorganic methods were analyzed via MCAWW 310.1 and 300.0A.

The findings offered in this report are based upon a general review of all available data. The data review was based on data completeness, holding times, ICP-MS tune, initial and continuing calibration verification results, laboratory method / preparation blank results, ICP interference results, laboratory control sample recoveries, matrix spike / matrix spike duplicate recoveries, ICP serial dilution results, internal standard recoveries, detection limits and analyte quantitation.

Areas of concern with respect to data quality are listed below.

Major Problems

- None.

Minor Problems

- The following contaminants were detected in the laboratory method and preparation blanks blanks for total and dissolved metals at the following maximum concentrations:

Analyte	Maximum Concentration	Action Level
Antimony [1]	0.16ug/L	0.8 ug/L
Antimony [2]	0.19ug/L	0.95 ug/L
Arsenic [2]	0.23ug/L	1.15ug/L
Barium [1]	0.79 ug/L	3.95 ug/L
Barium [2]	0.24 ug/L	1.2 ug/L
Beryllium [2]	0.064 ug/L	0.32 ug/L
Cadmium [1]	0.048 ug/L	0.24 ug/L
Cadmium [2]	0.067 ug/L	0.335 ug/L
Chromium [1]	0.17 ug/L	0.85 ug/L
Chromium [2]	0.16 ug/L	0.80 ug/L
Cobalt [1]	0.052 ug/L	0.26 ug/L
Cobalt [2]	0.074 ug/L	0.44 ug/L
Copper [1]	0.49 ug/L	2.45 ug/L
Copper [2]	0.067 ug/L	0.33 ug/L
Iron [1]	17.3 ug/L	86.5 ug/L
Iron [2]	26.9 ug/L	134.5ug/L
Lead [1]	0.099 ug/L	0.495 ug/L
Lead [2]	0.26 ug/L	1.30 ug/L
Manganese [1]	1.7 ug/L	8.5 ug/L
Manganese [2]	0.55 ug/L	2.75 ug/L
Molybdenum [1]	0.31ug/L	1.55ug/L
Molybdenum [2]	0.44ug/L	2.2ug/L
Nickel [1]	0.18 ug/L	0.90 ug/L
Nickel [2]	0.26 ug/L	1.30 ug/L
Silver [1]	0.056 ug/L	0.28 ug/L
Silver [2]	0.078 ug/L	0.39 ug/L
Thallium [1]	0.024ug/L	0.12 ug/L
Thallium [2]	0.30ug/L	1.5 ug/L
Zinc [1]	9.7 ug/L	48.5 ug/L
Zinc [2]	12.1 ug/L	60.5 ug/L
Mercury[1]	0.14ug/L	0.70ug/L

[1] Method blanks analyzed on 9/15/09(AM) and preparation blanks (9253013 and 9253014) affecting total and dissolved sample: MSA-DWM3D-090809.

[2] Method blanks analyzed on 9/18/09 and preparation blank (9253016) affecting total and dissolved samples: DMW11I-090809, DMW11S-090809, MSA-DMW1S-090809, MSA-DMW5I-090809, MSA-MW14D-090809, MSA-MW14I-090809, MSA-MW3-090809, MSA-MW4-090809, MSA-MW5-090809, and MSA-MW6-090809.

An action level of 5X the maximum contaminant level has been used to evaluate sample data for blank contamination. Sample aliquot and dilution factors, if applicable, were taken into consideration when evaluating for blank contamination. Positive results less than the blank action level reported were qualified "B" as a result of laboratory blank contamination.

- The following contaminants were detected in the laboratory method and preparation blanks at the following maximum concentrations. Blank contamination only affected sample MSA-MW14I-090809.

Analyte	Maximum Concentration	Action Level
Alkalinity	3.7mg/L	18.5mg/L
Chloride	0.10mg/L	0.5mg/L
Sulfate	0.40mg/L	2.0mg/L

  An action level of 5X the maximum contaminant level has been used to evaluate sample data for blank contamination. Sample aliquot and dilution factors, if applicable, were taken into consideration when evaluating for blank contamination. Positive results less than the blank action level reported were qualified "B" as a result of laboratory blank contamination.

- The matrix spike for sample MSA-MW14I-090809 had a percent recovery >125% for mercury. All samples in the SDG were affected. Positive results for samples DWM11I-090809 (total and dissolved), MSA-MW14D-090809 (total and dissolved), and MSA-MW3-090809 (total and dissolved) were qualified as biased high (K). All other results were not qualified as results were non-detect.

- The CRDL standard analyzed on instrument H4 on 9/10/09 at 12:46 had a percent recovery >120% for mercury. Total and dissolved samples DMW11S-090809, MSA-DMW1S-090809, MSA-DMW3D-090809, MSA-DMW5I-090809, MSA-MW14D-090809, MSA-MW14I-090809, MSA-MW3-090809, MSA-MW4-090809, MSA-MW5-090809, and MSA-MW6-090809 were affected. All positive results were as biased high (K).

- The CRDL standard analyzed on instrument I8 on 9/15/09 at 07:46 had a percent recovery >110% for cadmium, copper, lead, manganese, nickel, and zinc. Sample MSA-DWM3D-090809(total and dissolved) was the only sample affected. Positive results were qualified as biased high (K).

- The CRDL standard analyzed on 9/15/09 had a percent recovery >110% for manganese. Sample MSA-DMW3D-090809(total and dissolved) was the only sample affected. Positive results were qualified as biased high (K).

Notes

The following samples were analyzed at dilutions to bring analytes within calibration range:

Sample	Analytes	Dilution factor
MSA-MW6-090809	Manganese	5X
MSA-MW14I-090809	Sulfate	5X

The CRDL standard analyzed on 9/18/09 had a percent recovery >110% for silver. Total and dissolved samples DMW11S-090809, MSA-DMW1S-090809, MSA-DMW3D-090809, MSA-DMW5I-090809, MSA-MW14D-090809, MSA-MW14I-090809, MSA-MW3-090809, MSA-MW4-090809, MSA-MW5-090809, and MSA-MW6-090809 were affected. No validation action was warranted as sample results were either qualified for blank contamination or were non-detects.

Executive Summary

Laboratory Performance: Several method blanks and preparation blanks were found to contain contaminates. Continuing calibrations standards and CRDL standards had several non-compliances that resulted in the qualification of data.

Other Factors Affecting Data Quality: One sample was analyzed at dilutions. Matrix spike noncompliances resulted in the qualification of data.

The data for these analyses were reviewed with reference to Region III modifications to U.S. EPA National Functional Guidelines for Organic Data Validation (Sept. 1994).

The data for these analyses were reviewed with reference to Region III modifications to the "National Functional Guidelines for Inorganic Data Validation", April 1993.

The text of this report has been formulated to address only those problem areas affecting data quality.

Megan Carson

Tetra Tech NUS
Megan Carson
Chemist/Data Validator

Edward Sedlmayer/for

Tetra Tech NUS
Joseph A. Samchuck
Quality Assurance Officer

Attachments:

1. Appendix A - Qualified Analytical Results
2. Appendix B - Results as reported by the Laboratory
3. Appendix C - Support Documentation

Appendix A

Qualified Analytical Results

PROJ_NO: 02298	NSAMPLE	DMW11I-090809			DMW11S-090809			MSA-DMW1S-090809			MSA-DMW3D-090809		
SDG: 9I09172	LAB_ID	A9I090172010			A9I090172011			A9I090172008			A9I090172001		
FRACTION: M	SAMP_DATE	9/8/2009			9/8/2009			9/8/2009			9/8/2009		
MEDIA: WATER	QC_TYPE	NM			NM			NM			NM		
	UNITS	UG/L			UG/L			UG/L			UG/L		
	PCT_SOLIDS	0.0			0.0			0.0			0.0		
	DUP_OF												
PARAMETER		RESULT	VQL	QLCD	RESULT	VQL	QLCD	RESULT	VQL	QLCD	RESULT	VQL	QLCD
ANTIMONY		0.055	U		0.14	B	A	0.82	B	A	0.5	B	A
ARSENIC		0.21	U		4.7			4.1			0.39	B	A
BARIUM		3.1			47.6			146			11.4		
BERYLLIUM		0.037	U		0.037	U		0.037	U		0.12	B	A
CADMIUM		0.042	B	A	0.027	U		0.32	B	A	0.44	K	C
CALCIUM													
CHROMIUM		0.49	B	A	0.48	B	A	1.1			2		
COBALT		0.91			22.2			1.7			6.4		
COPPER		3.3			0.55			1.6			4.4	K	C
IRON		608			22100			8020			872		
LEAD		0.84	B	A	0.048	B	A	4.5			2.1	K	C
MAGNESIUM													
MANGANESE		57.1			1090			510			57.7	K	C
MERCURY		0.24	K	CD	0.1	U		0.1	U		0.19	B	A
MOLYBDENUM		4.3			0.28	B	A	1.2	B	A	1.3	B	A
NICKEL		1.7			8.1			3.1			6.4	K	C
POTASSIUM													
SELENIUM		0.14	U		1.1			0.27			0.19		
SILICA													
SILVER		0.033	U		0.033	U		0.033	U		0.033	U	
SODIUM													
THALLIUM		0.12	U		0.12	U		0.12	U		0.12	U	
VANADIUM		0.6	U		0.6	U		4			1.7		
ZINC		12.9	B	A	21.6	B	A	5.9	B	A	40.3	B	A

PROJ_NO: 02298	NSAMPLE	MSA-DMW5I-090809			MSA-MW14D-090809			MSA-MW14I-090809			MSA-MW3-090809		
SDG: 9I09172	LAB_ID	A9I090172004			A9I090172003			A9I090172002			A9I090172012		
FRACTION: M	SAMP_DATE	9/8/2009			9/8/2009			9/8/2009			9/8/2009		
MEDIA: WATER	QC_TYPE	NM			NM			NM			NM		
	UNITS	UG/L			UG/L			UG/L			UG/L		
	PCT_SOLIDS	0.0			0.0			0.0			0.0		
	DUP_OF												
PARAMETER		RESULT	VQL	QLCD	RESULT	VQL	QLCD	RESULT	VQL	QLCD	RESULT	VQL	QLCD
ANTIMONY		0.055	U		0.17	B	A	0.23	B	A	0.39	B	A
ARSENIC		1.8			0.62	B	A	24.4			0.86	B	A
BARIUM		34.2			7.4			14.5			50.2		
BERYLLIUM		0.56			0.26	B	A	0.037	U		0.037	U	
CADMIUM		1.8			0.25	B	A	0.027	U		0.15	B	A
CALCIUM								189000					
CHROMIUM		0.84			0.9			1.3			1.4		
COBALT		18.2			13.9			14.3			0.37	B	A
COPPER		2.6			5			0.22	B	A	3.7		
IRON		66.4	B	A	239			71600			1130		
LEAD		0.45	B	A	0.2	B	A	0.05	B	A	0.95	B	A
MAGNESIUM								31200					
MANGANESE		1790			34.4			2230 J mmc 10/29/09 K			37		
MERCURY		0.1	U		0.11	K	CD	0.1	U		0.11	K	CD
MOLYBDENUM		0.2	U		0.38	B	A	0.91	B	A	0.94	B	A
NICKEL		26.7			21.3			8.6			2.2		
POTASSIUM								11300					
SELENIUM		3.2			0.14	U		0.43			0.36		
SILICA								4270					
SILVER		0.033	U		0.033	U		0.033	U		0.033	U	
SODIUM								44600					
THALLIUM		0.14	B	A	0.15	B	A	0.2			0.12	U	
VANADIUM		0.6	U		0.62			0.64			3.4		
ZINC		89.9			51.6	B	A	2.9	B	A	62.7		

PROJ_NO: 02298	NSAMPLE	MSA-MW4-090809			MSA-MW5-090809			MSA-MW6-090809		
SDG: 9I09172	LAB_ID	A9I090172013			A9I090172009			A9I090172007		
FRACTION: M	SAMP_DATE	9/8/2009			9/8/2009			9/8/2009		
MEDIA: WATER	QC_TYPE	NM			NM			NM		
	UNITS	UG/L			UG/L			UG/L		
	PCT_SOLIDS	0.0			0.0			0.0		
	DUP_OF									
PARAMETER		RESULT	VQL	QLCD	RESULT	VQL	QLCD	RESULT	VQL	QLCD
ANTIMONY		0.59	B	A	0.075	B	A	0.069	B	A
ARSENIC		0.93	B	A	1.5			4.2		
BARIUM		52			18.1			9.8		
BERYLLIUM		0.037	U		0.037	U		0.64		
CADMIUM		1.8			0.027	U		0.84		
CALCIUM										
CHROMIUM		1.9			0.53	B	A	0.92		
COBALT		0.36	B	A	0.17	B	A	59.4		
COPPER		6.9			0.47			2.2		
IRON		2360			22200			99500		
LEAD		4.3			0.15	B	A	1.2	B	A
MAGNESIUM										
MANGANESE		262			1620			13400		
MERCURY		0.1	U		0.1	U		0.1	U	
MOLYBDENUM		1.7	B	A	2.6			0.2	U	
NICKEL		5.5			1	B	A	20.3		
POTASSIUM										
SELENIUM		0.16			0.22			3.4		
SILICA										
SILVER		0.037	B	A	0.033	U		0.033	U	
SODIUM										
THALLIUM		0.12	U		0.12	U		0.14	B	A
VANADIUM		0.83			1.4			24.6		
ZINC		97.4			14.3	B	A	69.6		

MMC 10/29/09

PROJ_NO: 02298	NSAMPLE	DMW11I-090809			DMW11S-090809			MSA-DMW1S-090809			MSA-DMW3D-090809		
SDG: 9I09172	LAB_ID	A9I090172010			A9I090172011			A9I090172008			A9I090172001		
FRACTION: MF	SAMP_DATE	9/8/2009			9/8/2009			9/8/2009			9/8/2009		
MEDIA: WATER	QC_TYPE	NM			NM			NM			NM		
	UNITS	UG/L			UG/L			UG/L			UG/L		
	PCT_SOLIDS	0.0			0.0			0.0			0.0		
	DUP_OF												
PARAMETER		RESULT	VQL	QLCD	RESULT	VQL	QLCD	RESULT	VQL	QLCD	RESULT	VQL	QLCD
ANTIMONY		0.055	U		0.11	B	A	0.65	B	A	0.4	B	A
ARSENIC		0.21	U		4.5			4.2			0.24	B	A
BARIUM		2.9			46.3			143			9.7		
BERYLLIUM		0.037	U		0.037	U		0.037	U		0.044	B	A
CADMIUM		0.034	B	A	0.027	U		0.048	B	A	0.32	B	A
CHROMIUM		0.2	B	A	0.57	B	A	1			0.36	B	A
COBALT		0.63			21			1.6			5.9		
COPPER		2.1			0.22	B	A	1.3			2.6	K	C
IRON		73.9	B	A	22400			7810			175		
LEAD		0.076	B	A	0.045	B	A	1.2			0.24	B	A
MANGANESE		19.9			1040			500			53	K	C
MERCURY		0.11	K	C	0.1	U		0.1	U		0.1	U	
MOLYBDENUM		2.6			0.29	B	A	1.2	B	A	1.2	B	A
NICKEL		1.8			6.6			3.4			6.1	K	C
SELENIUM		0.14	U		1.4			0.29			0.26		
SILVER		0.033	U		0.033	U		0.033	U		0.033	U	
THALLIUM		0.12	U		0.12	U		0.12	U		0.12	U	
VANADIUM		0.6	U		0.6	U		3.8			0.6	U	
ZINC		9.9	B	A	17.8	B	A	15.7	B	A	33.6	B	A

PROJ_NO: 02298	NSAMPLE	MSA-DMW5I-090809			MSA-MW14D-090809			MSA-MW14I-090809			MSA-MW3-090809		
SDG: 9I09172	LAB_ID	A9I090172004			A9I090172003			A9I090172002			A9I090172012		
FRACTION: MF	SAMP_DATE	9/8/2009			9/8/2009			9/8/2009			9/8/2009		
MEDIA: WATER	QC_TYPE	NM			NM			NM			NM		
	UNITS	UG/L			UG/L			UG/L			UG/L		
	PCT_SOLIDS	0.0			0.0			0.0			0.0		
	DUP_OF												
PARAMETER		RESULT	VQL	QLCD	RESULT	VQL	QLCD	RESULT	VQL	QLCD	RESULT	VQL	QLCD
ANTIMONY		0.055	U		0.081	B	A	0.25	B	A	0.12	B	A
ARSENIC		1.9			0.21	U		23.6			0.48	B	A
BARIUM		34			7.2			13.8			2.3		
BERYLLIUM		0.62			0.26			0.047	B	A	0.037	U	
CADMIUM		1.8			0.24	B	A	0.027	U		0.027	U	
CHROMIUM		0.83			0.39	B	A	0.92			1.3		
COBALT		18.4			14.3			13.7			0.39	B	A
COPPER		3.8			4.6			0.082	B	A	0.47		
IRON		36.3	B	A	11.2	B	A	70900			2160		
LEAD		0.46	B	A	0.082	B	A	0.072	B	A	0.14	B	A
MANGANESE		1820			35			2200	✓ mmc 10/26/09	K	48.2	✓ mmc	K
MERCURY		0.1	U		0.1	U		0.1	U		0.1	U	10/26/09
MOLYBDENUM		0.2	U		0.2	U		0.89	B	A	0.24	B	A
NICKEL		26.9			21.8			6.7			1.3	B	A
SELENIUM		3.3			0.14	U		0.48			0.14	U	
SILVER		0.033	U		0.033	U		0.033	U		0.033	U	
THALLIUM		0.12	U		0.12	U		0.22	B	A	0.12	U	
VANADIUM		0.6	U		0.6	U		0.6	U		2.8		
ZINC		80			54.2	B	A	3.5	B	A	2	B	A

PROJ_NO: 02298	NSAMPLE	MSA-MW4-090809			MSA-MW5-090809			MSA-MW6-090809		
SDG: 9I09172	LAB_ID	A9I090172013			A9I090172009			A9I090172007		
FRACTION: MF	SAMP_DATE	9/8/2009			9/8/2009			9/8/2009		
MEDIA: WATER	QC_TYPE	NM			NM			NM		
	UNITS	UG/L			UG/L			UG/L		
	PCT_SOLIDS	0.0			0.0			0.0		
	DUP_OF									
PARAMETER		RESULT	VQL	QLCD	RESULT	VQL	QLCD	RESULT	VQL	QLCD
ANTIMONY		0.26	B	A	0.056	B	A	0.055	U	
ARSENIC		1.1	B	A	1.4			2.9		
BARIUM		58.1			17.8			9.2		
BERYLLIUM		0.037	U		0.037	U		0.35		
CADMIUM		0.28	B	A	0.027	U		0.82		
CHROMIUM		1.6			0.41	B	A	0.56	B	A
COBALT		0.38	B	A	0.12	B	A	57.2		
COPPER		1.5			0.3	B	A	1.1		
IRON		2410			21700			92500		
LEAD		0.79	B	A	0.15	B	A	0.17	B	A
MANGANESE		290			1620			12600		
MERCURY		0.1	U		0.1	U		0.1	U	
MOLYBDENUM		1.8	B	A	2.5			0.2	U	
NICKEL		6.2			0.85	B	A	20.1		
SELENIUM		0.14	U		0.31			3.1		
SILVER		0.033	U		0.033	U		0.033	U	
THALLIUM		0.12	U		0.12	U		0.13	B	A
VANADIUM		0.6			0.97			2.1		
ZINC		33.5	B	A	3.7	B	A	68		

PROJ_NO: 02298 SDG: 9I09172 FRACTION: MISC MEDIA: WATER	NSAMPLE	DMW11I-090809						DMW11S-090809					
	LAB_ID	A9I090172010						A9I090172011					
	SAMP_DATE	9/8/2009						9/8/2009					
	QC_TYPE	NM						NM					
	UNITS	MG/L			UG/L			MG/L			UG/L		
	PCT_SOLIDS	0.0			0.0			0.0			0.0		
	DUP_OF												
PARAMETER		RESULT	VQL	QLCD	RESULT	VQL	QLCD	RESULT	VQL	QLCD	RESULT	VQL	QLCD
ALKALINITY													
CHLORIDE													
DISSOLVED ORGANIC CARBON													
HEXAVALENT CHROMIUM		0.002	U					0.01					
NITRATE-N													
NITRITE-N													
ORTHOPHOSPHATE-P													
PERCHLORATE					0.082	U					0.082	U	
SULFATE													
TOTAL DISSOLVED SOLIDS													

PROJ_NO: 02298	NSAMPLE	MSA-DMW1S-090809						MSA-DMW3D-090809					
SDG: 9I09172	LAB_ID	A9I090172008						A9I090172001					
FRACTION: MISC	SAMP_DATE	9/8/2009						9/8/2009					
MEDIA: WATER	QC_TYPE	NM						NM					
	UNITS	MG/L			UG/L			MG/L			UG/L		
	PCT_SOLIDS	0.0			0.0			0.0			0.0		
	DUP_OF												
PARAMETER		RESULT	VQL	QLCD	RESULT	VQL	QLCD	RESULT	VQL	QLCD	RESULT	VQL	QLCD
ALKALINITY													
CHLORIDE													
DISSOLVED ORGANIC CARBON													
HEXAVALENT CHROMIUM		0.002	U					0.002	U				
NITRATE-N													
NITRITE-N													
ORTHOPHOSPHATE-P													
PERCHLORATE					0.082	U					0.082	U	
SULFATE													
TOTAL DISSOLVED SOLIDS													

PROJ_NO: 02298	NSAMPLE	MSA-DMW5I-090809						MSA-MW14D-090809					
SDG: 9I09172	LAB_ID	A9I090172004						A9I090172003					
FRACTION: MISC	SAMP_DATE	9/8/2009						9/8/2009					
MEDIA: WATER	QC_TYPE	NM						NM					
	UNITS	MG/L			UG/L			MG/L			UG/L		
	PCT_SOLIDS	0.0			0.0			0.0			0.0		
	DUP_OF												
PARAMETER		RESULT	VQL	QLCD	RESULT	VQL	QLCD	RESULT	VQL	QLCD	RESULT	VQL	QLCD
ALKALINITY													
CHLORIDE													
DISSOLVED ORGANIC CARBON													
HEXAVALENT CHROMIUM		0.002	U					0.002	U				
NITRATE-N													
NITRITE-N													
ORTHOPHOSPHATE-P													
PERCHLORATE					0.082	U					0.082	U	
SULFATE													
TOTAL DISSOLVED SOLIDS													

PROJ_NO: 02298	NSAMPLE	MSA-MW14I-090809						MSA-MW3-090809					
SDG: 9I09172	LAB_ID	A9I090172002						A9I090172012					
FRACTION: MISC	SAMP_DATE	9/8/2009						9/8/2009					
MEDIA: WATER	QC_TYPE	NM						NM					
	UNITS	MG/L			UG/L			MG/L			UG/L		
	PCT_SOLIDS	0.0			0.0			0.0			0.0		
	DUP_OF												
PARAMETER		RESULT	VQL	QLCD	RESULT	VQL	QLCD	RESULT	VQL	QLCD	RESULT	VQL	QLCD
ALKALINITY		110	J	P									
CHLORIDE		23.3	J	P									
DISSOLVED ORGANIC CARBON		10											
HEXAVALENT CHROMIUM		0.003						0.006					
NITRATE-N		0.023	U										
NITRITE-N		0.012	U										
ORTHOPHOSPHATE-P		0.044	U										
PERCHLORATE					0.082	U					0.082	U	
SULFATE		649	J	P									
TOTAL DISSOLVED SOLIDS		1100											

PROJ_NO: 02298	NSAMPLE	MSA-MW4-090809						MSA-MW5-090809					
SDG: 9I09172	LAB_ID	A9I090172013						A9I090172009					
FRACTION: MISC	SAMP_DATE	9/8/2009						9/8/2009					
MEDIA: WATER	QC_TYPE	NM						NM					
	UNITS	MG/L			UG/L			MG/L			UG/L		
	PCT_SOLIDS	0.0			0.0			0.0			0.0		
	DUP_OF												
PARAMETER		RESULT	VQL	QLCD	RESULT	VQL	QLCD	RESULT	VQL	QLCD	RESULT	VQL	QLCD
ALKALINITY													
CHLORIDE													
DISSOLVED ORGANIC CARBON													
HEXAVALENT CHROMIUM		0.002	U					0.002	U				
NITRATE-N													
NITRITE-N													
ORTHOPHOSPHATE-P													
PERCHLORATE					0.082	U					0.082	U	
SULFATE													
TOTAL DISSOLVED SOLIDS													

PROJ_NO: 02298	NSAMPLE	MSA-MW6-090809					
SDG: 9I09172	LAB_ID	A9I090172007					
FRACTION: MISC	SAMP_DATE	9/8/2009					
MEDIA: WATER	QC_TYPE	NM					
	UNITS	MG/L			UG/L		
	PCT_SOLIDS	0.0			0.0		
	DUP_OF						
PARAMETER		RESULT	VQL	QLCD	RESULT	VQL	QLCD
ALKALINITY							
CHLORIDE							
DISSOLVED ORGANIC CARBON							
HEXAVALENT CHROMIUM		0.008					
NITRATE-N							
NITRITE-N							
ORTHOPHOSPHATE-P							
PERCHLORATE					0.082	U	
SULFATE							
TOTAL DISSOLVED SOLIDS							

Appendix B

Results as Reported by the Laboratory

Tetra Tech NUS, Inc

Client Sample ID: DMW11I-090809

TOTAL Metals

Lot-Sample #...: A9I090172-010 Matrix.....: WG
Date Sampled...: 09/08/09 11:07 Date Received..: 09/09/09

PARAMETER	RESULT	REPORTING LIMIT	UNITS	METHOD	PREPARATION-ANALYSIS DATE	WORK ORDER #
Prep Batch #...: 9253016						
Silver	ND	1.0	ug/L	SW846 6020	09/10-09/18/09	LKHG11AT
		Dilution Factor: 1		Analysis Time..: 12:36	Analyst ID.....: 001637	
		Instrument ID..: I8		MDL.....: 0.033		
Arsenic	ND	5.0	ug/L	SW846 6020	09/10-09/18/09	LKHG11AE
		Dilution Factor: 1		Analysis Time..: 12:36	Analyst ID.....: 001637	
		Instrument ID..: I8		MDL.....: 0.21		
Barium	3.1 J	1.0	ug/L	SW846 6020	09/10-09/18/09	LKHG11AF
		Dilution Factor: 1		Analysis Time..: 12:36	Analyst ID.....: 001637	
		Instrument ID..: I8		MDL.....: 0.052		
Beryllium	ND	1.0	ug/L	SW846 6020	09/10-09/18/09	LKHG11AG
		Dilution Factor: 1		Analysis Time..: 12:36	Analyst ID.....: 001637	
		Instrument ID..: I8		MDL.....: 0.037		
Cadmium	0.042 B	1.0	ug/L	SW846 6020	09/10-09/18/09	LKHG11AH
		Dilution Factor: 1		Analysis Time..: 12:36	Analyst ID.....: 001637	
		Instrument ID..: I8		MDL.....: 0.027		
Cobalt	0.91 B	1.0	ug/L	SW846 6020	09/10-09/18/09	LKHG11AJ
		Dilution Factor: 1		Analysis Time..: 12:36	Analyst ID.....: 001637	
		Instrument ID..: I8		MDL.....: 0.033		
Chromium	0.49 B,J	2.0	ug/L	SW846 6020	09/10-09/18/09	LKHG11AX
		Dilution Factor: 1		Analysis Time..: 12:36	Analyst ID.....: 001637	
		Instrument ID..: I8		MDL.....: 0.066		
Copper	3.3 J	2.0	ug/L	SW846 6020	09/10-09/18/09	LKHG11AK
		Dilution Factor: 1		Analysis Time..: 12:36	Analyst ID.....: 001637	
		Instrument ID..: I8		MDL.....: 0.064		
Iron	608 J	50.0	ug/L	SW846 6020	09/10-09/18/09	LKHG11AL
		Dilution Factor: 1		Analysis Time..: 12:36	Analyst ID.....: 001637	
		Instrument ID..: I8		MDL.....: 11.0		
Manganese	57.1 J	1.0	ug/L	SW846 6020	09/10-09/18/09	LKHG11AN
		Dilution Factor: 1		Analysis Time..: 12:36	Analyst ID.....: 001637	
		Instrument ID..: I8		MDL.....: 0.14		

(Continued on next page)

Tetra Tech NUS, Inc

Client Sample ID: DMW11I-090809

TOTAL Metals

Lot-Sample #...: A9I090172-010 Matrix.....: WG

PARAMETER	RESULT	REPORTING LIMIT	UNITS	METHOD	PREPARATION-ANALYSIS DATE	WORK ORDER #
Molybdenum	4.3	2.0	ug/L	SW846 6020	09/10-09/18/09	LKHG11AP
		Dilution Factor: 1		Analysis Time..: 12:36	Analyst ID.....: 001637	
		Instrument ID..: I8		MDL.....: 0.20		
Nickel	1.7 B,J	2.0	ug/L	SW846 6020	09/10-09/18/09	LKHG11AQ
		Dilution Factor: 1		Analysis Time..: 12:36	Analyst ID.....: 001637	
		Instrument ID..: I8		MDL.....: 0.10		
Lead	0.84 B,J	1.0	ug/L	SW846 6020	09/10-09/18/09	LKHG11AM
		Dilution Factor: 1		Analysis Time..: 12:36	Analyst ID.....: 001637	
		Instrument ID..: I8		MDL.....: 0.034		
Antimony	ND	2.0	ug/L	SW846 6020	09/10-09/18/09	LKHG11AD
		Dilution Factor: 1		Analysis Time..: 12:36	Analyst ID.....: 001637	
		Instrument ID..: I8		MDL.....: 0.055		
Selenium	ND	5.0	ug/L	SW846 6020	09/10-09/18/09	LKHG11AR
		Dilution Factor: 1		Analysis Time..: 12:36	Analyst ID.....: 001637	
		Instrument ID..: I8		MDL.....: 0.14		
Thallium	ND	1.0	ug/L	SW846 6020	09/10-09/18/09	LKHG11AU
		Dilution Factor: 1		Analysis Time..: 12:36	Analyst ID.....: 001637	
		Instrument ID..: I8		MDL.....: 0.12		
Vanadium	ND	20.0	ug/L	SW846 6020	09/10-09/18/09	LKHG11AV
		Dilution Factor: 1		Analysis Time..: 12:36	Analyst ID.....: 001637	
		Instrument ID..: I8		MDL.....: 0.60		
Zinc	12.9 B,J	20.0	ug/L	SW846 6020	09/10-09/18/09	LKHG11AW
		Dilution Factor: 1		Analysis Time..: 12:36	Analyst ID.....: 001637	
		Instrument ID..: I8		MDL.....: 0.85		
Mercury	0.24	0.20	ug/L	SW846 7470A	09/10-09/11/09	LKHG11A0
		Dilution Factor: 1		Analysis Time..: 12:28	Analyst ID.....: 001576	
		Instrument ID..: H1		MDL.....: 0.10		

NOTE(S):

J Method blank contamination. The associated method blank contains the target analyte at a reportable level.

B Estimated result. Result is less than RL.

Tetra Tech NUS, Inc

Client Sample ID: DMW11S-090809

TOTAL Metals

Lot-Sample #...: A9I090172-011 Matrix.....: WG
Date Sampled...: 09/08/09 12:30 Date Received..: 09/09/09

PARAMETER	RESULT	REPORTING LIMIT	UNITS	METHOD	PREPARATION-ANALYSIS DATE	WORK ORDER #
Prep Batch #...: 9253016						
Silver	ND	1.0	ug/L	SW846 6020	09/10-09/18/09	LKHG31AT
		Dilution Factor: 1		Analysis Time..: 12:52	Analyst ID.....: 001637	
		Instrument ID..: I8		MDL.....: 0.033		
Arsenic	**4.7 B**	**5.0**	**ug/L**	**SW846 6020**	**09/10-09/18/09**	**LKHG31AE**
		Dilution Factor: 1		Analysis Time..: 12:52	Analyst ID.....: 001637	
		Instrument ID..: I8		MDL.....: 0.21		
Barium	**47.6 J**	**1.0**	**ug/L**	**SW846 6020**	**09/10-09/18/09**	**LKHG31AF**
		Dilution Factor: 1		Analysis Time..: 12:52	Analyst ID.....: 001637	
		Instrument ID..: I8		MDL.....: 0.052		
Beryllium	ND	1.0	ug/L	SW846 6020	09/10-09/18/09	LKHG31AG
		Dilution Factor: 1		Analysis Time..: 12:52	Analyst ID.....: 001637	
		Instrument ID..: I8		MDL.....: 0.037		
Cadmium	ND	1.0	ug/L	SW846 6020	09/10-09/18/09	LKHG31AH
		Dilution Factor: 1		Analysis Time..: 12:52	Analyst ID.....: 001637	
		Instrument ID..: I8		MDL.....: 0.027		
Cobalt	**22.2**	**1.0**	**ug/L**	**SW846 6020**	**09/10-09/18/09**	**LKHG31AJ**
		Dilution Factor: 1		Analysis Time..: 12:52	Analyst ID.....: 001637	
		Instrument ID..: I8		MDL.....: 0.033		
Chromium	**0.48 B,J**	**2.0**	**ug/L**	**SW846 6020**	**09/10-09/18/09**	**LKHG31AX**
		Dilution Factor: 1		Analysis Time..: 12:52	Analyst ID.....: 001637	
		Instrument ID..: I8		MDL.....: 0.066		
Copper	**0.55 B,J**	**2.0**	**ug/L**	**SW846 6020**	**09/10-09/18/09**	**LKHG31AK**
		Dilution Factor: 1		Analysis Time..: 12:52	Analyst ID.....: 001637	
		Instrument ID..: I8		MDL.....: 0.064		
Iron	**22100 J**	**50.0**	**ug/L**	**SW846 6020**	**09/10-09/18/09**	**LKHG31AL**
		Dilution Factor: 1		Analysis Time..: 12:52	Analyst ID.....: 001637	
		Instrument ID..: I8		MDL.....: 11.0		
Manganese	**1090 J**	**1.0**	**ug/L**	**SW846 6020**	**09/10-09/18/09**	**LKHG31AN**
		Dilution Factor: 1		Analysis Time..: 12:52	Analyst ID.....: 001637	
		Instrument ID..: I8		MDL.....: 0.14		

(Continued on next page)

Tetra Tech NUS, Inc

Client Sample ID: DMW11S-090809

TOTAL Metals

Lot-Sample #...: A9I090172-011 Matrix.....: WG

PARAMETER	RESULT	REPORTING LIMIT	UNITS	METHOD	PREPARATION-ANALYSIS DATE	WORK ORDER #
Molybdenum	0.28 B	2.0	ug/L	SW846 6020	09/10-09/18/09	LKHG31AP
		Dilution Factor: 1		Analysis Time..: 12:52	Analyst ID.....: 001637	
		Instrument ID..: I8		MDL.....: 0.20		
Nickel	8.1 J	2.0	ug/L	SW846 6020	09/10-09/18/09	LKHG31AQ
		Dilution Factor: 1		Analysis Time..: 12:52	Analyst ID.....: 001637	
		Instrument ID..: I8		MDL.....: 0.10		
Lead	0.048 B,J	1.0	ug/L	SW846 6020	09/10-09/18/09	LKHG31AM
		Dilution Factor: 1		Analysis Time..: 12:52	Analyst ID.....: 001637	
		Instrument ID..: I8		MDL.....: 0.034		
Antimony	0.14 B	2.0	ug/L	SW846 6020	09/10-09/18/09	LKHG31AD
		Dilution Factor: 1		Analysis Time..: 12:52	Analyst ID.....: 001637	
		Instrument ID..: I8		MDL.....: 0.055		
Selenium	1.1 B	5.0	ug/L	SW846 6020	09/10-09/18/09	LKHG31AR
		Dilution Factor: 1		Analysis Time..: 12:52	Analyst ID.....: 001637	
		Instrument ID..: I8		MDL.....: 0.14		
Thallium	ND	1.0	ug/L	SW846 6020	09/10-09/18/09	LKHG31AU
		Dilution Factor: 1		Analysis Time..: 12:52	Analyst ID.....: 001637	
		Instrument ID..: I8		MDL.....: 0.12		
Vanadium	ND	20.0	ug/L	SW846 6020	09/10-09/18/09	LKHG31AV
		Dilution Factor: 1		Analysis Time..: 12:52	Analyst ID.....: 001637	
		Instrument ID..: I8		MDL.....: 0.60		
Zinc	21.6 J	20.0	ug/L	SW846 6020	09/10-09/18/09	LKHG31AW
		Dilution Factor: 1		Analysis Time..: 12:52	Analyst ID.....: 001637	
		Instrument ID..: I8		MDL.....: 0.85		
Mercury	ND	0.20	ug/L	SW846 7470A	09/10/09	LKHG31A0
		Dilution Factor: 1		Analysis Time..: 18:05	Analyst ID.....: 001576	
		Instrument ID..: H4		MDL.....: 0.10		

NOTE(S):

B Estimated result. Result is less than RL.

J Method blank contamination. The associated method blank contains the target analyte at a reportable level.

Tetra Tech NUS, Inc

Client Sample ID: MSA-DMW1S-090809

TOTAL Metals

Lot-Sample #...: A9I090172-008 Matrix.....: WG
Date Sampled...: 09/08/09 14:00 Date Received..: 09/09/09

PARAMETER	RESULT	REPORTING LIMIT	UNITS	METHOD	PREPARATION-ANALYSIS DATE	WORK ORDER #
Prep Batch #...: 9253016						
Silver	ND	1.0	ug/L	SW846 6020	09/10-09/18/09	LKHGV1A5
		Dilution Factor: 1		Analysis Time..: 12:20	Analyst ID.....: 001637	
		Instrument ID..: I8		MDL.....: 0.033		
Arsenic	**4.1 B**	**5.0**	**ug/L**	**SW846 6020**	**09/10-09/18/09**	**LKHGV1AQ**
		Dilution Factor: 1		Analysis Time..: 12:20	Analyst ID.....: 001637	
		Instrument ID..: I8		MDL.....: 0.21		
Barium	**146 J**	**1.0**	**ug/L**	**SW846 6020**	**09/10-09/18/09**	**LKHGV1AR**
		Dilution Factor: 1		Analysis Time..: 12:20	Analyst ID.....: 001637	
		Instrument ID..: I8		MDL.....: 0.052		
Beryllium	ND	1.0	ug/L	SW846 6020	09/10-09/18/09	LKHGV1AT
		Dilution Factor: 1		Analysis Time..: 12:20	Analyst ID.....: 001637	
		Instrument ID..: I8		MDL.....: 0.037		
Cadmium	**0.32 B**	**1.0**	**ug/L**	**SW846 6020**	**09/10-09/18/09**	**LKHGV1AU**
		Dilution Factor: 1		Analysis Time..: 12:20	Analyst ID.....: 001637	
		Instrument ID..: I8		MDL.....: 0.027		
Cobalt	**1.7**	**1.0**	**ug/L**	**SW846 6020**	**09/10-09/18/09**	**LKHGV1AV**
		Dilution Factor: 1		Analysis Time..: 12:20	Analyst ID.....: 001637	
		Instrument ID..: I8		MDL.....: 0.033		
Chromium	**1.1 B,J**	**2.0**	**ug/L**	**SW846 6020**	**09/10-09/18/09**	**LKHGV1A9**
		Dilution Factor: 1		Analysis Time..: 12:20	Analyst ID.....: 001637	
		Instrument ID..: I8		MDL.....: 0.066		
Copper	**1.6 B,J**	**2.0**	**ug/L**	**SW846 6020**	**09/10-09/18/09**	**LKHGV1AW**
		Dilution Factor: 1		Analysis Time..: 12:20	Analyst ID.....: 001637	
		Instrument ID..: I8		MDL.....: 0.064		
Iron	**8020 J**	**50.0**	**ug/L**	**SW846 6020**	**09/10-09/18/09**	**LKHGV1AX**
		Dilution Factor: 1		Analysis Time..: 12:20	Analyst ID.....: 001637	
		Instrument ID..: I8		MDL.....: 11.0		
Manganese	**510 J**	**1.0**	**ug/L**	**SW846 6020**	**09/10-09/18/09**	**LKHGV1A1**
		Dilution Factor: 1		Analysis Time..: 12:20	Analyst ID.....: 001637	
		Instrument ID..: I8		MDL.....: 0.14		

(Continued on next page)

Tetra Tech NUS, Inc

Client Sample ID: MSA-DMW1S-090809

TOTAL Metals

Lot-Sample #...: A9I090172-008 Matrix.....: WG

PARAMETER	RESULT	REPORTING LIMIT	UNITS	METHOD	PREPARATION-ANALYSIS DATE	WORK ORDER #
Molybdenum	1.2 B	2.0	ug/L	SW846 6020	09/10-09/18/09	LKHGV1A2
		Dilution Factor: 1		Analysis Time..: 12:20	Analyst ID.....: 001637	
		Instrument ID..: I8		MDL.....: 0.20		
Nickel	3.1 J	2.0	ug/L	SW846 6020	09/10-09/18/09	LKHGV1A3
		Dilution Factor: 1		Analysis Time..: 12:20	Analyst ID.....: 001637	
		Instrument ID..: I8		MDL.....: 0.10		
Lead	4.5 J	1.0	ug/L	SW846 6020	09/10-09/18/09	LKHGV1A0
		Dilution Factor: 1		Analysis Time..: 12:20	Analyst ID.....: 001637	
		Instrument ID..: I8		MDL.....: 0.034		
Antimony	0.82 B	2.0	ug/L	SW846 6020	09/10-09/18/09	LKHGV1AP
		Dilution Factor: 1		Analysis Time..: 12:20	Analyst ID.....: 001637	
		Instrument ID..: I8		MDL.....: 0.055		
Selenium	0.27 B	5.0	ug/L	SW846 6020	09/10-09/18/09	LKHGV1A4
		Dilution Factor: 1		Analysis Time..: 12:20	Analyst ID.....: 001637	
		Instrument ID..: I8		MDL.....: 0.14		
Thallium	ND	1.0	ug/L	SW846 6020	09/10-09/18/09	LKHGV1A6
		Dilution Factor: 1		Analysis Time..: 12:20	Analyst ID.....: 001637	
		Instrument ID..: I8		MDL.....: 0.12		
Vanadium	4.0 B	20.0	ug/L	SW846 6020	09/10-09/18/09	LKHGV1A7
		Dilution Factor: 1		Analysis Time..: 12:20	Analyst ID.....: 001637	
		Instrument ID..: I8		MDL.....: 0.60		
Zinc	5.9 B,J	20.0	ug/L	SW846 6020	09/10-09/18/09	LKHGV1A8
		Dilution Factor: 1		Analysis Time..: 12:20	Analyst ID.....: 001637	
		Instrument ID..: I8		MDL.....: 0.85		
Mercury	ND	0.20	ug/L	SW846 7470A	09/10/09	LKHGV1AA
		Dilution Factor: 1		Analysis Time..: 18:31	Analyst ID.....: 001576	
		Instrument ID..: H4		MDL.....: 0.10		

NOTE(S):

B Estimated result. Result is less than RL.

J Method blank contamination. The associated method blank contains the target analyte at a reportable level.

Tetra Tech NUS, Inc

Client Sample ID: MSA-DMW3D-090809

TOTAL Metals

Lot-Sample #...: A9I090172-001 Matrix.....: WG
Date Sampled...: 09/08/09 09:35 Date Received..: 09/09/09

PARAMETER	RESULT	REPORTING LIMIT	UNITS	METHOD	PREPARATION-ANALYSIS DATE	WORK ORDER #
Prep Batch #...: 9253013						
Silver	ND	1.0	ug/L	SW846 6020	09/10-09/15/09	LKHFD1AT
		Dilution Factor: 1		Analysis Time..: 11:30	Analyst ID.....: 002260	
		Instrument ID..: I8		MDL.....: 0.033		
Arsenic	0.39 B	5.0	ug/L	SW846 6020	09/10-09/15/09	LKHFD1AE
		Dilution Factor: 1		Analysis Time..: 11:30	Analyst ID.....: 002260	
		Instrument ID..: I8		MDL.....: 0.21		
Barium	11.4 J	1.0	ug/L	SW846 6020	09/10-09/15/09	LKHFD1AF
		Dilution Factor: 1		Analysis Time..: 11:30	Analyst ID.....: 002260	
		Instrument ID..: I8		MDL.....: 0.052		
Beryllium	0.12 B	1.0	ug/L	SW846 6020	09/10-09/15/09	LKHFD1AG
		Dilution Factor: 1		Analysis Time..: 17:30	Analyst ID.....: 002260	
		Instrument ID..: I8		MDL.....: 0.037		
Cadmium	0.44 B	1.0	ug/L	SW846 6020	09/10-09/15/09	LKHFD1AH
		Dilution Factor: 1		Analysis Time..: 11:30	Analyst ID.....: 002260	
		Instrument ID..: I8		MDL.....: 0.027		
Cobalt	6.4	1.0	ug/L	SW846 6020	09/10-09/15/09	LKHFD1AJ
		Dilution Factor: 1		Analysis Time..: 11:30	Analyst ID.....: 002260	
		Instrument ID..: I8		MDL.....: 0.033		
Chromium	2.0 J	2.0	ug/L	SW846 6020	09/10-09/15/09	LKHFD1AX
		Dilution Factor: 1		Analysis Time..: 11:30	Analyst ID.....: 002260	
		Instrument ID..: I8		MDL.....: 0.066		
Copper	4.4 J	2.0	ug/L	SW846 6020	09/10-09/15/09	LKHFD1AK
		Dilution Factor: 1		Analysis Time..: 11:30	Analyst ID.....: 002260	
		Instrument ID..: I8		MDL.....: 0.064		
Iron	872 J	50.0	ug/L	SW846 6020	09/10-09/15/09	LKHFD1AL
		Dilution Factor: 1		Analysis Time..: 11:30	Analyst ID.....: 002260	
		Instrument ID..: I8		MDL.....: 11.0		
Manganese	57.7 J	1.0	ug/L	SW846 6020	09/10-09/15/09	LKHFD1AN
		Dilution Factor: 1		Analysis Time..: 17:30	Analyst ID.....: 002260	
		Instrument ID..: I8		MDL.....: 0.14		

(Continued on next page)

Tetra Tech NUS, Inc

Client Sample ID: MSA-DMW3D-090809

TOTAL Metals

Lot-Sample #...: A9I090172-001 Matrix.....: WG

PARAMETER	RESULT	REPORTING LIMIT	UNITS	METHOD	PREPARATION-ANALYSIS DATE	WORK ORDER #
Molybdenum	1.3 B	2.0	ug/L	SW846 6020	09/10-09/15/09	LKHFD1AP
		Dilution Factor: 1		Analysis Time..: 11:30	Analyst ID.....: 002260	
		Instrument ID..: I8		MDL.....: 0.20		
Nickel	6.4 J	2.0	ug/L	SW846 6020	09/10-09/15/09	LKHFD1AQ
		Dilution Factor: 1		Analysis Time..: 11:30	Analyst ID.....: 002260	
		Instrument ID..: I8		MDL.....: 0.10		
Lead	2.1 J	1.0	ug/L	SW846 6020	09/10-09/15/09	LKHFD1AM
		Dilution Factor: 1		Analysis Time..: 11:30	Analyst ID.....: 002260	
		Instrument ID..: I8		MDL.....: 0.034		
Antimony	0.50 B	2.0	ug/L	SW846 6020	09/10-09/15/09	LKHFD1AD
		Dilution Factor: 1		Analysis Time..: 11:30	Analyst ID.....: 002260	
		Instrument ID..: I8		MDL.....: 0.055		
Selenium	0.19 B	5.0	ug/L	SW846 6020	09/10-09/15/09	LKHFD1AR
		Dilution Factor: 1		Analysis Time..: 11:30	Analyst ID.....: 002260	
		Instrument ID..: I8		MDL.....: 0.14		
Thallium	ND	1.0	ug/L	SW846 6020	09/10-09/15/09	LKHFD1AU
		Dilution Factor: 1		Analysis Time..: 11:30	Analyst ID.....: 002260	
		Instrument ID..: I8		MDL.....: 0.12		
Vanadium	1.7 B	20.0	ug/L	SW846 6020	09/10-09/15/09	LKHFD1AV
		Dilution Factor: 1		Analysis Time..: 11:30	Analyst ID.....: 002260	
		Instrument ID..: I8		MDL.....: 0.60		
Zinc	40.3 J	20.0	ug/L	SW846 6020	09/10-09/15/09	LKHFD1AW
		Dilution Factor: 1		Analysis Time..: 11:30	Analyst ID.....: 002260	
		Instrument ID..: I8		MDL.....: 0.85		
Prep Batch #...: 9253014						
Mercury	0.19 B,J	0.20	ug/L	SW846 7470A	09/10/09	LKHFD1A0
		Dilution Factor: 1		Analysis Time..: 17:42	Analyst ID.....: 001576	
		Instrument ID..: H4		MDL.....: 0.10		

NOTE(S):

B Estimated result. Result is less than RL.

J Method blank contamination. The associated method blank contains the target analyte at a reportable level.

Tetra Tech NUS, Inc

Client Sample ID: MSA-DMW5I-090809

TOTAL Metals

Lot-Sample #...: A9I090172-004 Matrix.....: WG
Date Sampled...: 09/08/09 14:35 Date Received..: 09/09/09

PARAMETER	RESULT	REPORTING LIMIT	UNITS	METHOD	PREPARATION-ANALYSIS DATE	WORK ORDER #
Prep Batch #...: 9253016						
Silver	ND	1.0	ug/L	SW846 6020	09/10-09/18/09	LKHGM1A5
		Dilution Factor: 1		Analysis Time..: 12:05	Analyst ID.....: 001637	
		Instrument ID..: I8		MDL.....: 0.033		
Arsenic	1.8 B	5.0	ug/L	SW846 6020	09/10-09/18/09	LKHGM1AQ
		Dilution Factor: 1		Analysis Time..: 12:05	Analyst ID.....: 001637	
		Instrument ID..: I8		MDL.....: 0.21		
Barium	34.2 J	1.0	ug/L	SW846 6020	09/10-09/18/09	LKHGM1AR
		Dilution Factor: 1		Analysis Time..: 12:05	Analyst ID.....: 001637	
		Instrument ID..: I8		MDL.....: 0.052		
Beryllium	0.56 B	1.0	ug/L	SW846 6020	09/10-09/18/09	LKHGM1AT
		Dilution Factor: 1		Analysis Time..: 12:05	Analyst ID.....: 001637	
		Instrument ID..: I8		MDL.....: 0.037		
Cadmium	1.8	1.0	ug/L	SW846 6020	09/10-09/18/09	LKHGM1AU
		Dilution Factor: 1		Analysis Time..: 12:05	Analyst ID.....: 001637	
		Instrument ID..: I8		MDL.....: 0.027		
Cobalt	18.2	1.0	ug/L	SW846 6020	09/10-09/18/09	LKHGM1AV
		Dilution Factor: 1		Analysis Time..: 12:05	Analyst ID.....: 001637	
		Instrument ID..: I8		MDL.....: 0.033		
Chromium	0.84 B,J	2.0	ug/L	SW846 6020	09/10-09/18/09	LKHGM1A9
		Dilution Factor: 1		Analysis Time..: 12:05	Analyst ID.....: 001637	
		Instrument ID..: I8		MDL.....: 0.066		
Copper	2.6 J	2.0	ug/L	SW846 6020	09/10-09/18/09	LKHGM1AW
		Dilution Factor: 1		Analysis Time..: 12:05	Analyst ID.....: 001637	
		Instrument ID..: I8		MDL.....: 0.064		
Iron	66.4 J	50.0	ug/L	SW846 6020	09/10-09/18/09	LKHGM1AX
		Dilution Factor: 1		Analysis Time..: 12:05	Analyst ID.....: 001637	
		Instrument ID..: I8		MDL.....: 11.0		
Manganese	1790 J	1.0	ug/L	SW846 6020	09/10-09/18/09	LKHGM1A1
		Dilution Factor: 1		Analysis Time..: 12:05	Analyst ID.....: 001637	
		Instrument ID..: I8		MDL.....: 0.14		

(Continued on next page)

Tetra Tech NUS, Inc

Client Sample ID: MSA-DMW5I-090809

TOTAL Metals

Lot-Sample #...: A9I090172-004 Matrix.....: WG

PARAMETER	RESULT	REPORTING LIMIT	UNITS	METHOD	PREPARATION-ANALYSIS DATE	WORK ORDER #
Molybdenum	ND	2.0	ug/L	SW846 6020	09/10-09/18/09	LKHGM1A2
		Dilution Factor: 1		Analysis Time..: 12:05	Analyst ID.....: 001637	
		Instrument ID..: I8		MDL.....: 0.20		
Nickel	**26.7 J**	**2.0**	**ug/L**	**SW846 6020**	**09/10-09/18/09**	**LKHGM1A3**
		Dilution Factor: 1		Analysis Time..: 12:05	Analyst ID.....: 001637	
		Instrument ID..: I8		MDL.....: 0.10		
Lead	**0.45 B,J**	**1.0**	**ug/L**	**SW846 6020**	**09/10-09/18/09**	**LKHGM1A0**
		Dilution Factor: 1		Analysis Time..: 12:05	Analyst ID.....: 001637	
		Instrument ID..: I8		MDL.....: 0.034		
Antimony	ND	2.0	ug/L	SW846 6020	09/10-09/18/09	LKHGM1AP
		Dilution Factor: 1		Analysis Time..: 12:05	Analyst ID.....: 001637	
		Instrument ID..: I8		MDL.....: 0.055		
Selenium	**3.2 B**	**5.0**	**ug/L**	**SW846 6020**	**09/10-09/18/09**	**LKHGM1A4**
		Dilution Factor: 1		Analysis Time..: 12:05	Analyst ID.....: 001637	
		Instrument ID..: I8		MDL.....: 0.14		
Thallium	**0.14 B**	**1.0**	**ug/L**	**SW846 6020**	**09/10-09/18/09**	**LKHGM1A6**
		Dilution Factor: 1		Analysis Time..: 12:05	Analyst ID.....: 001637	
		Instrument ID..: I8		MDL.....: 0.12		
Vanadium	ND	20.0	ug/L	SW846 6020	09/10-09/18/09	LKHGM1A7
		Dilution Factor: 1		Analysis Time..: 12:05	Analyst ID.....: 001637	
		Instrument ID..: I8		MDL.....: 0.60		
Zinc	**89.9 J**	**20.0**	**ug/L**	**SW846 6020**	**09/10-09/18/09**	**LKHGM1A8**
		Dilution Factor: 1		Analysis Time..: 12:05	Analyst ID.....: 001637	
		Instrument ID..: I8		MDL.....: 0.85		
Mercury	ND	0.20	ug/L	SW846 7470A	09/10/09	LKHGM1AA
		Dilution Factor: 1		Analysis Time..: 18:23	Analyst ID.....: 001576	
		Instrument ID..: H4		MDL.....: 0.10		

NOTE(S):

B Estimated result. Result is less than RL.

J Method blank contamination. The associated method blank contains the target analyte at a reportable level.

Tetra Tech NUS, Inc

Client Sample ID: MSA-MW14D-090809

TOTAL Metals

Lot-Sample #...: A9I090172-003 Matrix.....: WG
Date Sampled...: 09/08/09 11:50 Date Received..: 09/09/09

PARAMETER	RESULT	REPORTING LIMIT	UNITS	METHOD	PREPARATION-ANALYSIS DATE	WORK ORDER #
Prep Batch #...: 9253016						
Silver	ND	1.0	ug/L	SW846 6020	09/10-09/18/09	LKHGC1A5
		Dilution Factor: 1		Analysis Time..: 11:44	Analyst ID.....: 001637	
		Instrument ID..: I8		MDL.....: 0.033		
Arsenic	0.62 B	5.0	ug/L	SW846 6020	09/10-09/18/09	LKHGC1AQ
		Dilution Factor: 1		Analysis Time..: 11:44	Analyst ID.....: 001637	
		Instrument ID..: I8		MDL.....: 0.21		
Barium	7.4 J	1.0	ug/L	SW846 6020	09/10-09/18/09	LKHGC1AR
		Dilution Factor: 1		Analysis Time..: 11:44	Analyst ID.....: 001637	
		Instrument ID..: I8		MDL.....: 0.052		
Beryllium	0.26 B	1.0	ug/L	SW846 6020	09/10-09/18/09	LKHGC1AT
		Dilution Factor: 1		Analysis Time..: 11:44	Analyst ID.....: 001637	
		Instrument ID..: I8		MDL.....: 0.037		
Cadmium	0.25 B	1.0	ug/L	SW846 6020	09/10-09/18/09	LKHGC1AU
		Dilution Factor: 1		Analysis Time..: 11:44	Analyst ID.....: 001637	
		Instrument ID..: I8		MDL.....: 0.027		
Cobalt	13.9	1.0	ug/L	SW846 6020	09/10-09/18/09	LKHGC1AV
		Dilution Factor: 1		Analysis Time..: 11:44	Analyst ID.....: 001637	
		Instrument ID..: I8		MDL.....: 0.033		
Chromium	0.90 B,J	2.0	ug/L	SW846 6020	09/10-09/18/09	LKHGC1A9
		Dilution Factor: 1		Analysis Time..: 11:44	Analyst ID.....: 001637	
		Instrument ID..: I8		MDL.....: 0.066		
Copper	5.0 J	2.0	ug/L	SW846 6020	09/10-09/18/09	LKHGC1AW
		Dilution Factor: 1		Analysis Time..: 11:44	Analyst ID.....: 001637	
		Instrument ID..: I8		MDL.....: 0.064		
Iron	239 J	50.0	ug/L	SW846 6020	09/10-09/18/09	LKHGC1AX
		Dilution Factor: 1		Analysis Time..: 11:44	Analyst ID.....: 001637	
		Instrument ID..: I8		MDL.....: 11.0		
Manganese	34.4 J	1.0	ug/L	SW846 6020	09/10-09/18/09	LKHGC1A1
		Dilution Factor: 1		Analysis Time..: 11:44	Analyst ID.....: 001637	
		Instrument ID..: I8		MDL.....: 0.14		

(Continued on next page)

Tetra Tech NUS, Inc

Client Sample ID: MSA-MW14D-090809

TOTAL Metals

Lot-Sample #...: A9I090172-003 Matrix.....: WG

PARAMETER	RESULT	REPORTING LIMIT	UNITS	METHOD	PREPARATION-ANALYSIS DATE	WORK ORDER #
Molybdenum	0.38 B	2.0	ug/L	SW846 6020	09/10-09/18/09	LKHGC1A2
		Dilution Factor: 1		Analysis Time..: 11:44	Analyst ID.....: 001637	
		Instrument ID..: I8		MDL.....: 0.20		
Nickel	21.3 J	2.0	ug/L	SW846 6020	09/10-09/18/09	LKHGC1A3
		Dilution Factor: 1		Analysis Time..: 11:44	Analyst ID.....: 001637	
		Instrument ID..: I8		MDL.....: 0.10		
Lead	0.20 B,J	1.0	ug/L	SW846 6020	09/10-09/18/09	LKHGC1A0
		Dilution Factor: 1		Analysis Time..: 11:44	Analyst ID.....: 001637	
		Instrument ID..: I8		MDL.....: 0.034		
Antimony	0.17 B	2.0	ug/L	SW846 6020	09/10-09/18/09	LKHGC1AP
		Dilution Factor: 1		Analysis Time..: 11:44	Analyst ID.....: 001637	
		Instrument ID..: I8		MDL.....: 0.055		
Selenium	ND	5.0	ug/L	SW846 6020	09/10-09/18/09	LKHGC1A4
		Dilution Factor: 1		Analysis Time..: 11:44	Analyst ID.....: 001637	
		Instrument ID..: I8		MDL.....: 0.14		
Thallium	0.15 B	1.0	ug/L	SW846 6020	09/10-09/18/09	LKHGC1A6
		Dilution Factor: 1		Analysis Time..: 11:44	Analyst ID.....: 001637	
		Instrument ID..: I8		MDL.....: 0.12		
Vanadium	0.62 B	20.0	ug/L	SW846 6020	09/10-09/18/09	LKHGC1A7
		Dilution Factor: 1		Analysis Time..: 11:44	Analyst ID.....: 001637	
		Instrument ID..: I8		MDL.....: 0.60		
Zinc	51.6 J	20.0	ug/L	SW846 6020	09/10-09/18/09	LKHGC1A8
		Dilution Factor: 1		Analysis Time..: 11:44	Analyst ID.....: 001637	
		Instrument ID..: I8		MDL.....: 0.85		
Mercury	0.11 B	0.20	ug/L	SW846 7470A	09/10/09	LKHGC1AA
		Dilution Factor: 1		Analysis Time..: 18:17	Analyst ID.....: 001576	
		Instrument ID..: H4		MDL.....: 0.10		

NOTE(S):

B Estimated result. Result is less than RL.

J Method blank contamination. The associated method blank contains the target analyte at a reportable level.

Tetra Tech NUS, Inc

Client Sample ID: MSA-MW14I-090809

TOTAL Metals

Lot-Sample #...: A9I090172-002 Matrix.....: WG
Date Sampled...: 09/08/09 12:55 Date Received..: 09/09/09

PARAMETER	RESULT	REPORTING LIMIT	UNITS	METHOD	PREPARATION-ANALYSIS DATE	WORK ORDER #
Prep Batch #...: 9253016						
Silver	ND	1.0	ug/L	SW846 6020	09/10-09/18/09	LKHFT1AT
		Dilution Factor: 1		Analysis Time..: 11:27	Analyst ID.....: 001637	
		Instrument ID..: I8		MDL.....: 0.033		
Arsenic	**24.4**	**5.0**	**ug/L**	**SW846 6020**	**09/10-09/18/09**	**LKHFT1AE**
		Dilution Factor: 1		Analysis Time..: 11:27	Analyst ID.....: 001637	
		Instrument ID..: I8		MDL.....: 0.21		
Barium	**14.5 J**	**1.0**	**ug/L**	**SW846 6020**	**09/10-09/18/09**	**LKHFT1AF**
		Dilution Factor: 1		Analysis Time..: 11:27	Analyst ID.....: 001637	
		Instrument ID..: I8		MDL.....: 0.052		
Beryllium	ND	1.0	ug/L	SW846 6020	09/10-09/18/09	LKHFT1AG
		Dilution Factor: 1		Analysis Time..: 11:27	Analyst ID.....: 001637	
		Instrument ID..: I8		MDL.....: 0.037		
Cadmium	ND	1.0	ug/L	SW846 6020	09/10-09/18/09	LKHFT1AH
		Dilution Factor: 1		Analysis Time..: 11:27	Analyst ID.....: 001637	
		Instrument ID..: I8		MDL.....: 0.027		
Cobalt	**14.3**	**1.0**	**ug/L**	**SW846 6020**	**09/10-09/18/09**	**LKHFT1AJ**
		Dilution Factor: 1		Analysis Time..: 11:27	Analyst ID.....: 001637	
		Instrument ID..: I8		MDL.....: 0.033		
Chromium	**1.3 B,J**	**2.0**	**ug/L**	**SW846 6020**	**09/10-09/18/09**	**LKHFT1AX**
		Dilution Factor: 1		Analysis Time..: 11:27	Analyst ID.....: 001637	
		Instrument ID..: I8		MDL.....: 0.066		
Copper	**0.22 B,J**	**2.0**	**ug/L**	**SW846 6020**	**09/10-09/18/09**	**LKHFT1AK**
		Dilution Factor: 1		Analysis Time..: 11:27	Analyst ID.....: 001637	
		Instrument ID..: I8		MDL.....: 0.064		
Iron	**71600 J**	**50.0**	**ug/L**	**SW846 6020**	**09/10-09/18/09**	**LKHFT1AL**
		Dilution Factor: 1		Analysis Time..: 11:27	Analyst ID.....: 001637	
		Instrument ID..: I8		MDL.....: 11.0		
Manganese	**2230 J**	**1.0**	**ug/L**	**SW846 6020**	**09/10-09/18/09**	**LKHFT1AN**
		Dilution Factor: 1		Analysis Time..: 11:27	Analyst ID.....: 001637	
		Instrument ID..: I8		MDL.....: 0.14		

(Continued on next page)

Tetra Tech NUS, Inc

Client Sample ID: MSA-MW14I-090809

TOTAL Metals

Lot-Sample #...: A9I090172-002 Matrix.....: WG

PARAMETER	RESULT	REPORTING LIMIT	UNITS	METHOD	PREPARATION-ANALYSIS DATE	WORK ORDER #
Molybdenum	0.91 B	2.0	ug/L	SW846 6020	09/10-09/18/09	LKHFT1AP
		Dilution Factor: 1		Analysis Time..: 11:27	Analyst ID.....: 001637	
		Instrument ID..: I8		MDL.....: 0.20		
Nickel	8.6 J	2.0	ug/L	SW846 6020	09/10-09/18/09	LKHFT1AQ
		Dilution Factor: 1		Analysis Time..: 11:27	Analyst ID.....: 001637	
		Instrument ID..: I8		MDL.....: 0.10		
Lead	0.050 B,J	1.0	ug/L	SW846 6020	09/10-09/18/09	LKHFT1AM
		Dilution Factor: 1		Analysis Time..: 11:27	Analyst ID.....: 001637	
		Instrument ID..: I8		MDL.....: 0.034		
Antimony	0.23 B	2.0	ug/L	SW846 6020	09/10-09/18/09	LKHFT1AD
		Dilution Factor: 1		Analysis Time..: 11:27	Analyst ID.....: 001637	
		Instrument ID..: I8		MDL.....: 0.055		
Selenium	0.43 B	5.0	ug/L	SW846 6020	09/10-09/18/09	LKHFT1AR
		Dilution Factor: 1		Analysis Time..: 11:27	Analyst ID.....: 001637	
		Instrument ID..: I8		MDL.....: 0.14		
Thallium	0.20 B	1.0	ug/L	SW846 6020	09/10-09/18/09	LKHFT1AU
		Dilution Factor: 1		Analysis Time..: 11:27	Analyst ID.....: 001637	
		Instrument ID..: I8		MDL.....: 0.12		
Vanadium	0.64 B	20.0	ug/L	SW846 6020	09/10-09/18/09	LKHFT1AV
		Dilution Factor: 1		Analysis Time..: 11:27	Analyst ID.....: 001637	
		Instrument ID..: I8		MDL.....: 0.60		
Zinc	2.9 B,J	20.0	ug/L	SW846 6020	09/10-09/18/09	LKHFT1AW
		Dilution Factor: 1		Analysis Time..: 11:27	Analyst ID.....: 001637	
		Instrument ID..: I8		MDL.....: 0.85		
Mercury	ND	0.20	ug/L	SW846 7470A	09/10/09	LKHFT1A0
		Dilution Factor: 1		Analysis Time..: 17:51	Analyst ID.....: 001576	
		Instrument ID..: H4		MDL.....: 0.10		
Prep Batch #...: 9255029						
Calcium	189000	5000	ug/L	SW846 6010B	09/12-09/17/09	LKHFT1C1
		Dilution Factor: 1		Analysis Time..: 17:58	Analyst ID.....: 022952	
		Instrument ID..: TRACEICP		MDL.....: 9.7		

(Continued on next page)

Tetra Tech NUS, Inc

Client Sample ID: MSA-MW14I-090809

TOTAL Metals

Lot-Sample #...: A9I090172-002 Matrix.....: WG

PARAMETER	RESULT	REPORTING LIMIT	UNITS	METHOD	PREPARATION-ANALYSIS DATE	WORK ORDER #
Potassium	11300	5000	ug/L	SW846 6010B	09/12-09/17/09	LKHFT1C2
		Dilution Factor: 1		Analysis Time..: 17:58	Analyst ID.....: 022952	
		Instrument ID..: TRACEICP		MDL.....: 213		
Magnesium	31200	5000	ug/L	SW846 6010B	09/12-09/17/09	LKHFT1C3
		Dilution Factor: 1		Analysis Time..: 17:58	Analyst ID.....: 022952	
		Instrument ID..: TRACEICP		MDL.....: 20.7		
Sodium	44600	5000	ug/L	SW846 6010B	09/12-09/17/09	LKHFT1C4
		Dilution Factor: 1		Analysis Time..: 17:58	Analyst ID.....: 022952	
		Instrument ID..: TRACEICP		MDL.....: 215		
Silica	4270	1070	ug/L	SW846 6010B	09/12-09/17/09	LKHFT1C5
		Dilution Factor: 1		Analysis Time..: 17:58	Analyst ID.....: 022952	
		Instrument ID..: TRACEICP		MDL.....: 28.7		

NOTE(S):

J Method blank contamination. The associated method blank contains the target analyte at a reportable level.

B Estimated result. Result is less than RL.

Tetra Tech NUS, Inc

Client Sample ID: MSA-MW3-090809

TOTAL Metals

Lot-Sample #...: A9I090172-012 Matrix.....: WG
Date Sampled...: 09/08/09 14:13 Date Received..: 09/09/09

PARAMETER	RESULT	REPORTING LIMIT	UNITS	METHOD	PREPARATION-ANALYSIS DATE	WORK ORDER #
Prep Batch #...: 9253016						
Silver	ND	1.0	ug/L	SW846 6020	09/10-09/18/09	LKHG61A5
		Dilution Factor: 1		Analysis Time..: 13:00	Analyst ID.....: 001637	
		Instrument ID..: I8		MDL.....: 0.033		
Arsenic	0.86 B	5.0	ug/L	SW846 6020	09/10-09/18/09	LKHG61AQ
		Dilution Factor: 1		Analysis Time..: 13:00	Analyst ID.....: 001637	
		Instrument ID..: I8		MDL.....: 0.21		
Barium	50.2 J	1.0	ug/L	SW846 6020	09/10-09/18/09	LKHG61AR
		Dilution Factor: 1		Analysis Time..: 13:00	Analyst ID.....: 001637	
		Instrument ID..: I8		MDL.....: 0.052		
Beryllium	ND	1.0	ug/L	SW846 6020	09/10-09/18/09	LKHG61AT
		Dilution Factor: 1		Analysis Time..: 13:00	Analyst ID.....: 001637	
		Instrument ID..: I8		MDL.....: 0.037		
Cadmium	0.15 B	1.0	ug/L	SW846 6020	09/10-09/18/09	LKHG61AU
		Dilution Factor: 1		Analysis Time..: 13:00	Analyst ID.....: 001637	
		Instrument ID..: I8		MDL.....: 0.027		
Cobalt	0.37 B	1.0	ug/L	SW846 6020	09/10-09/18/09	LKHG61AV
		Dilution Factor: 1		Analysis Time..: 13:00	Analyst ID.....: 001637	
		Instrument ID..: I8		MDL.....: 0.033		
Chromium	1.4 B,J	2.0	ug/L	SW846 6020	09/10-09/18/09	LKHG61A9
		Dilution Factor: 1		Analysis Time..: 13:00	Analyst ID.....: 001637	
		Instrument ID..: I8		MDL.....: 0.066		
Copper	3.7 J	2.0	ug/L	SW846 6020	09/10-09/18/09	LKHG61AW
		Dilution Factor: 1		Analysis Time..: 13:00	Analyst ID.....: 001637	
		Instrument ID..: I8		MDL.....: 0.064		
Iron	1130 J	50.0	ug/L	SW846 6020	09/10-09/18/09	LKHG61AX
		Dilution Factor: 1		Analysis Time..: 13:00	Analyst ID.....: 001637	
		Instrument ID..: I8		MDL.....: 11.0		
Manganese	37.0 J	1.0	ug/L	SW846 6020	09/10-09/18/09	LKHG61A1
		Dilution Factor: 1		Analysis Time..: 13:00	Analyst ID.....: 001637	
		Instrument ID..: I8		MDL.....: 0.14		

(Continued on next page)

Tetra Tech NUS, Inc

Client Sample ID: MSA-MW3-090809

TOTAL Metals

Lot-Sample #...: A9I090172-012 Matrix.....: WG

PARAMETER	RESULT	REPORTING LIMIT	UNITS	METHOD	PREPARATION-ANALYSIS DATE	WORK ORDER #
Molybdenum	0.94 B	2.0	ug/L	SW846 6020	09/10-09/18/09	LKHG61A2
		Dilution Factor: 1		Analysis Time..: 13:00	Analyst ID.....: 001637	
		Instrument ID..: I8		MDL.....: 0.20		
Nickel	2.2 J	2.0	ug/L	SW846 6020	09/10-09/18/09	LKHG61A3
		Dilution Factor: 1		Analysis Time..: 13:00	Analyst ID.....: 001637	
		Instrument ID..: I8		MDL.....: 0.10		
Lead	0.95 B,J	1.0	ug/L	SW846 6020	09/10-09/18/09	LKHG61A0
		Dilution Factor: 1		Analysis Time..: 13:00	Analyst ID.....: 001637	
		Instrument ID..: I8		MDL.....: 0.034		
Antimony	0.39 B	2.0	ug/L	SW846 6020	09/10-09/18/09	LKHG61AP
		Dilution Factor: 1		Analysis Time..: 13:00	Analyst ID.....: 001637	
		Instrument ID..: I8		MDL.....: 0.055		
Selenium	0.36 B	5.0	ug/L	SW846 6020	09/10-09/18/09	LKHG61A4
		Dilution Factor: 1		Analysis Time..: 13:00	Analyst ID.....: 001637	
		Instrument ID..: I8		MDL.....: 0.14		
Thallium	ND	1.0	ug/L	SW846 6020	09/10-09/18/09	LKHG61A6
		Dilution Factor: 1		Analysis Time..: 13:00	Analyst ID.....: 001637	
		Instrument ID..: I8		MDL.....: 0.12		
Vanadium	3.4 B	20.0	ug/L	SW846 6020	09/10-09/18/09	LKHG61A7
		Dilution Factor: 1		Analysis Time..: 13:00	Analyst ID.....: 001637	
		Instrument ID..: I8		MDL.....: 0.60		
Zinc	62.7 J	20.0	ug/L	SW846 6020	09/10-09/18/09	LKHG61A8
		Dilution Factor: 1		Analysis Time..: 13:00	Analyst ID.....: 001637	
		Instrument ID..: I8		MDL.....: 0.85		
Mercury	0.11 B	0.20	ug/L	SW846 7470A	09/10/09	LKHG61AA
		Dilution Factor: 1		Analysis Time..: 18:09	Analyst ID.....: 001576	
		Instrument ID..: H4		MDL.....: 0.10		

NOTE(S):

B Estimated result. Result is less than RL.

J Method blank contamination. The associated method blank contains the target analyte at a reportable level.

Tetra Tech NUS, Inc

Client Sample ID: MSA-MW4-090809

TOTAL Metals

Lot-Sample #...: A9I090172-013 Matrix.....: WG
Date Sampled...: 09/08/09 17:32 Date Received..: 09/09/09

PARAMETER	RESULT	REPORTING LIMIT	UNITS	METHOD	PREPARATION-ANALYSIS DATE	WORK ORDER #
Prep Batch #...: 9253016						
Silver	0.037 B	1.0	ug/L	SW846 6020	09/10-09/18/09	LKHG71AT
		Dilution Factor: 1		Analysis Time..: 13:08	Analyst ID.....: 001637	
		Instrument ID..: I8		MDL.....: 0.033		
Arsenic	0.93 B	5.0	ug/L	SW846 6020	09/10-09/18/09	LKHG71AE
		Dilution Factor: 1		Analysis Time..: 13:08	Analyst ID.....: 001637	
		Instrument ID..: I8		MDL.....: 0.21		
Barium	52.0 J	1.0	ug/L	SW846 6020	09/10-09/18/09	LKHG71AF
		Dilution Factor: 1		Analysis Time..: 13:08	Analyst ID.....: 001637	
		Instrument ID..: I8		MDL.....: 0.052		
Beryllium	ND	1.0	ug/L	SW846 6020	09/10-09/18/09	LKHG71AG
		Dilution Factor: 1		Analysis Time..: 13:08	Analyst ID.....: 001637	
		Instrument ID..: I8		MDL.....: 0.037		
Cadmium	1.8	1.0	ug/L	SW846 6020	09/10-09/18/09	LKHG71AH
		Dilution Factor: 1		Analysis Time..: 13:08	Analyst ID.....: 001637	
		Instrument ID..: I8		MDL.....: 0.027		
Cobalt	0.36 B	1.0	ug/L	SW846 6020	09/10-09/18/09	LKHG71AJ
		Dilution Factor: 1		Analysis Time..: 13:08	Analyst ID.....: 001637	
		Instrument ID..: I8		MDL.....: 0.033		
Chromium	1.9 B,J	2.0	ug/L	SW846 6020	09/10-09/18/09	LKHG71AX
		Dilution Factor: 1		Analysis Time..: 13:08	Analyst ID.....: 001637	
		Instrument ID..: I8		MDL.....: 0.066		
Copper	6.9 J	2.0	ug/L	SW846 6020	09/10-09/18/09	LKHG71AK
		Dilution Factor: 1		Analysis Time..: 13:08	Analyst ID.....: 001637	
		Instrument ID..: I8		MDL.....: 0.064		
Iron	2360 J	50.0	ug/L	SW846 6020	09/10-09/18/09	LKHG71AL
		Dilution Factor: 1		Analysis Time..: 13:08	Analyst ID.....: 001637	
		Instrument ID..: I8		MDL.....: 11.0		
Manganese	262 J	1.0	ug/L	SW846 6020	09/10-09/18/09	LKHG71AN
		Dilution Factor: 1		Analysis Time..: 13:08	Analyst ID.....: 001637	
		Instrument ID..: I8		MDL.....: 0.14		

(Continued on next page)

Tetra Tech NUS, Inc

Client Sample ID: MSA-MW4-090809

TOTAL Metals

Lot-Sample #...: A9I090172-013 Matrix.....: WG

PARAMETER	RESULT	REPORTING LIMIT	UNITS	METHOD	PREPARATION-ANALYSIS DATE	WORK ORDER #
Molybdenum	1.7 B	2.0	ug/L	SW846 6020	09/10-09/18/09	LKHG71AP
		Dilution Factor: 1		Analysis Time..: 13:08	Analyst ID.....: 001637	
		Instrument ID..: I8		MDL.....: 0.20		
Nickel	5.5 J	2.0	ug/L	SW846 6020	09/10-09/18/09	LKHG71AQ
		Dilution Factor: 1		Analysis Time..: 13:08	Analyst ID.....: 001637	
		Instrument ID..: I8		MDL.....: 0.10		
Lead	4.3 J	1.0	ug/L	SW846 6020	09/10-09/18/09	LKHG71AM
		Dilution Factor: 1		Analysis Time..: 13:08	Analyst ID.....: 001637	
		Instrument ID..: I8		MDL.....: 0.034		
Antimony	0.59 B	2.0	ug/L	SW846 6020	09/10-09/18/09	LKHG71AD
		Dilution Factor: 1		Analysis Time..: 13:08	Analyst ID.....: 001637	
		Instrument ID..: I8		MDL.....: 0.055		
Selenium	0.16 B	5.0	ug/L	SW846 6020	09/10-09/18/09	LKHG71AR
		Dilution Factor: 1		Analysis Time..: 13:08	Analyst ID.....: 001637	
		Instrument ID..: I8		MDL.....: 0.14		
Thallium	ND	1.0	ug/L	SW846 6020	09/10-09/18/09	LKHG71AU
		Dilution Factor: 1		Analysis Time..: 13:08	Analyst ID.....: 001637	
		Instrument ID..: I8		MDL.....: 0.12		
Vanadium	0.83 B	20.0	ug/L	SW846 6020	09/10-09/18/09	LKHG71AV
		Dilution Factor: 1		Analysis Time..: 13:08	Analyst ID.....: 001637	
		Instrument ID..: I8		MDL.....: 0.60		
Zinc	97.4 J	20.0	ug/L	SW846 6020	09/10-09/18/09	LKHG71AW
		Dilution Factor: 1		Analysis Time..: 13:08	Analyst ID.....: 001637	
		Instrument ID..: I8		MDL.....: 0.85		
Mercury	ND	0.20	ug/L	SW846 7470A	09/10/09	LKHG71A0
		Dilution Factor: 1		Analysis Time..: 18:12	Analyst ID.....: 001576	
		Instrument ID..: H4		MDL.....: 0.10		

NOTE(S):

B Estimated result. Result is less than RL.

J Method blank contamination. The associated method blank contains the target analyte at a reportable level.

Tetra Tech NUS, Inc

Client Sample ID: MSA-MW5-090809

TOTAL Metals

Lot-Sample #...: A9I090172-009 Matrix.....: WG
Date Sampled...: 09/08/09 17:10 Date Received..: 09/09/09

PARAMETER	RESULT	REPORTING LIMIT	UNITS	METHOD	PREPARATION-ANALYSIS DATE	WORK ORDER #
Prep Batch #...: 9253016						
Silver	ND	1.0	ug/L	SW846 6020	09/10-09/18/09	LKHGX1AG
		Dilution Factor: 1		Analysis Time..: 12:28	Analyst ID.....: 001637	
		Instrument ID..: I8		MDL.....: 0.033		
Arsenic	1.5 B	5.0	ug/L	SW846 6020	09/10-09/18/09	LKHGX1A3
		Dilution Factor: 1		Analysis Time..: 12:28	Analyst ID.....: 001637	
		Instrument ID..: I8		MDL.....: 0.21		
Barium	18.1 J	1.0	ug/L	SW846 6020	09/10-09/18/09	LKHGX1A4
		Dilution Factor: 1		Analysis Time..: 12:28	Analyst ID.....: 001637	
		Instrument ID..: I8		MDL.....: 0.052		
Beryllium	ND	1.0	ug/L	SW846 6020	09/10-09/18/09	LKHGX1A5
		Dilution Factor: 1		Analysis Time..: 12:28	Analyst ID.....: 001637	
		Instrument ID..: I8		MDL.....: 0.037		
Cadmium	ND	1.0	ug/L	SW846 6020	09/10-09/18/09	LKHGX1A6
		Dilution Factor: 1		Analysis Time..: 12:28	Analyst ID.....: 001637	
		Instrument ID..: I8		MDL.....: 0.027		
Cobalt	0.17 B	1.0	ug/L	SW846 6020	09/10-09/18/09	LKHGX1A7
		Dilution Factor: 1		Analysis Time..: 12:28	Analyst ID.....: 001637	
		Instrument ID..: I8		MDL.....: 0.033		
Chromium	0.53 B,J	2.0	ug/L	SW846 6020	09/10-09/18/09	LKHGX1AL
		Dilution Factor: 1		Analysis Time..: 12:28	Analyst ID.....: 001637	
		Instrument ID..: I8		MDL.....: 0.066		
Copper	0.47 B,J	2.0	ug/L	SW846 6020	09/10-09/18/09	LKHGX1A8
		Dilution Factor: 1		Analysis Time..: 12:28	Analyst ID.....: 001637	
		Instrument ID..: I8		MDL.....: 0.064		
Iron	22200 J	50.0	ug/L	SW846 6020	09/10-09/18/09	LKHGX1A9
		Dilution Factor: 1		Analysis Time..: 12:28	Analyst ID.....: 001637	
		Instrument ID..: I8		MDL.....: 11.0		
Manganese	1620 J	1.0	ug/L	SW846 6020	09/10-09/18/09	LKHGX1AC
		Dilution Factor: 1		Analysis Time..: 12:28	Analyst ID.....: 001637	
		Instrument ID..: I8		MDL.....: 0.14		

(Continued on next page)

Tetra Tech NUS, Inc

Client Sample ID: MSA-MW5-090809

TOTAL Metals

Lot-Sample #...: A9I090172-009 Matrix.....: WG

PARAMETER	RESULT	REPORTING LIMIT	UNITS	METHOD	PREPARATION-ANALYSIS DATE	WORK ORDER #
Molybdenum	2.6	2.0	ug/L	SW846 6020	09/10-09/18/09	LKHGX1AD
		Dilution Factor: 1		Analysis Time..: 12:28	Analyst ID.....: 001637	
		Instrument ID..: I8		MDL.....: 0.20		
Nickel	1.0 B,J	2.0	ug/L	SW846 6020	09/10-09/18/09	LKHGX1AE
		Dilution Factor: 1		Analysis Time..: 12:28	Analyst ID.....: 001637	
		Instrument ID..: I8		MDL.....: 0.10		
Lead	0.15 B,J	1.0	ug/L	SW846 6020	09/10-09/18/09	LKHGX1AA
		Dilution Factor: 1		Analysis Time..: 12:28	Analyst ID.....: 001637	
		Instrument ID..: I8		MDL.....: 0.034		
Antimony	0.075 B	2.0	ug/L	SW846 6020	09/10-09/18/09	LKHGX1A2
		Dilution Factor: 1		Analysis Time..: 12:28	Analyst ID.....: 001637	
		Instrument ID..: I8		MDL.....: 0.055		
Selenium	0.22 B	5.0	ug/L	SW846 6020	09/10-09/18/09	LKHGX1AF
		Dilution Factor: 1		Analysis Time..: 12:28	Analyst ID.....: 001637	
		Instrument ID..: I8		MDL.....: 0.14		
Thallium	ND	1.0	ug/L	SW846 6020	09/10-09/18/09	LKHGX1AH
		Dilution Factor: 1		Analysis Time..: 12:28	Analyst ID.....: 001637	
		Instrument ID..: I8		MDL.....: 0.12		
Vanadium	1.4 B	20.0	ug/L	SW846 6020	09/10-09/18/09	LKHGX1AJ
		Dilution Factor: 1		Analysis Time..: 12:28	Analyst ID.....: 001637	
		Instrument ID..: I8		MDL.....: 0.60		
Zinc	14.3 B,J	20.0	ug/L	SW846 6020	09/10-09/18/09	LKHGX1AK
		Dilution Factor: 1		Analysis Time..: 12:28	Analyst ID.....: 001637	
		Instrument ID..: I8		MDL.....: 0.85		
Mercury	ND	0.20	ug/L	SW846 7470A	09/10/09	LKHGX1AM
		Dilution Factor: 1		Analysis Time..: 18:34	Analyst ID.....: 001576	
		Instrument ID..: H4		MDL.....: 0.10		

NOTE(S):

B Estimated result. Result is less than RL.

J Method blank contamination. The associated method blank contains the target analyte at a reportable level.

Tetra Tech NUS, Inc

Client Sample ID: MSA-MW6-090809

TOTAL Metals

Lot-Sample #...: A9I090172-007 Matrix.....: WG
Date Sampled...: 09/08/09 11:55 Date Received..: 09/09/09

PARAMETER	RESULT	REPORTING LIMIT	UNITS	METHOD	PREPARATION-ANALYSIS DATE	WORK ORDER #
Prep Batch #...: 9253016						
Silver	ND	1.0	ug/L	SW846 6020	09/10-09/18/09	LKHGR1AT
		Dilution Factor: 1		Analysis Time..: 12:12	Analyst ID.....: 001637	
		Instrument ID..: I8		MDL.....: 0.033		
Arsenic	4.2 B	5.0	ug/L	SW846 6020	09/10-09/18/09	LKHGR1AE
		Dilution Factor: 1		Analysis Time..: 12:12	Analyst ID.....: 001637	
		Instrument ID..: I8		MDL.....: 0.21		
Barium	9.8 J	1.0	ug/L	SW846 6020	09/10-09/18/09	LKHGR1AF
		Dilution Factor: 1		Analysis Time..: 12:12	Analyst ID.....: 001637	
		Instrument ID..: I8		MDL.....: 0.052		
Beryllium	0.64 B	1.0	ug/L	SW846 6020	09/10-09/18/09	LKHGR1AG
		Dilution Factor: 1		Analysis Time..: 12:12	Analyst ID.....: 001637	
		Instrument ID..: I8		MDL.....: 0.037		
Cadmium	0.84 B	1.0	ug/L	SW846 6020	09/10-09/18/09	LKHGR1AH
		Dilution Factor: 1		Analysis Time..: 12:12	Analyst ID.....: 001637	
		Instrument ID..: I8		MDL.....: 0.027		
Cobalt	59.4	1.0	ug/L	SW846 6020	09/10-09/18/09	LKHGR1AJ
		Dilution Factor: 1		Analysis Time..: 12:12	Analyst ID.....: 001637	
		Instrument ID..: I8		MDL.....: 0.033		
Chromium	0.92 B,J	2.0	ug/L	SW846 6020	09/10-09/18/09	LKHGR1AX
		Dilution Factor: 1		Analysis Time..: 12:12	Analyst ID.....: 001637	
		Instrument ID..: I8		MDL.....: 0.066		
Copper	2.2 J	2.0	ug/L	SW846 6020	09/10-09/18/09	LKHGR1AK
		Dilution Factor: 1		Analysis Time..: 12:12	Analyst ID.....: 001637	
		Instrument ID..: I8		MDL.....: 0.064		
Iron	99500 J	50.0	ug/L	SW846 6020	09/10-09/18/09	LKHGR1AL
		Dilution Factor: 1		Analysis Time..: 12:12	Analyst ID.....: 001637	
		Instrument ID..: I8		MDL.....: 11.0		
Manganese	13400 J	5.0	ug/L	SW846 6020	09/10-09/18/09	LKHGR1AN
		Dilution Factor: 5		Analysis Time..: 18:36	Analyst ID.....: 001637	
		Instrument ID..: I8		MDL.....: 0.70		

(Continued on next page)

Tetra Tech NUS, Inc

Client Sample ID: MSA-MW6-090809

TOTAL Metals

Lot-Sample #...: A9I090172-007 Matrix.....: WG

PARAMETER	RESULT	REPORTING LIMIT	UNITS	METHOD	PREPARATION-ANALYSIS DATE	WORK ORDER #
Molybdenum	ND	2.0	ug/L	SW846 6020	09/10-09/18/09	LKHGR1AP
		Dilution Factor: 1		Analysis Time..: 12:12	Analyst ID.....: 001637	
		Instrument ID..: I8		MDL.....: 0.20		
Nickel	20.3 J	2.0	ug/L	SW846 6020	09/10-09/18/09	LKHGR1AQ
		Dilution Factor: 1		Analysis Time..: 12:12	Analyst ID.....: 001637	
		Instrument ID..: I8		MDL.....: 0.10		
Lead	1.2 J	1.0	ug/L	SW846 6020	09/10-09/18/09	LKHGR1AM
		Dilution Factor: 1		Analysis Time..: 12:12	Analyst ID.....: 001637	
		Instrument ID..: I8		MDL.....: 0.034		
Antimony	0.069 B	2.0	ug/L	SW846 6020	09/10-09/18/09	LKHGR1AD
		Dilution Factor: 1		Analysis Time..: 12:12	Analyst ID.....: 001637	
		Instrument ID..: I8		MDL.....: 0.055		
Selenium	3.4 B	5.0	ug/L	SW846 6020	09/10-09/18/09	LKHGR1AR
		Dilution Factor: 1		Analysis Time..: 12:12	Analyst ID.....: 001637	
		Instrument ID..: I8		MDL.....: 0.14		
Thallium	0.14 B	1.0	ug/L	SW846 6020	09/10-09/18/09	LKHGR1AU
		Dilution Factor: 1		Analysis Time..: 12:12	Analyst ID.....: 001637	
		Instrument ID..: I8		MDL.....: 0.12		
Vanadium	24.6	20.0	ug/L	SW846 6020	09/10-09/18/09	LKHGR1AV
		Dilution Factor: 1		Analysis Time..: 12:12	Analyst ID.....: 001637	
		Instrument ID..: I8		MDL.....: 0.60		
Zinc	69.6 J	20.0	ug/L	SW846 6020	09/10-09/18/09	LKHGR1AW
		Dilution Factor: 1		Analysis Time..: 12:12	Analyst ID.....: 001637	
		Instrument ID..: I8		MDL.....: 0.85		
Mercury	ND	0.20	ug/L	SW846 7470A	09/10/09	LKHGR1A0
		Dilution Factor: 1		Analysis Time..: 18:27	Analyst ID.....: 001576	
		Instrument ID..: H4		MDL.....: 0.10		

NOTE(S):

B Estimated result. Result is less than RL.

J Method blank contamination. The associated method blank contains the target analyte at a reportable level.

Tetra Tech NUS, Inc

Client Sample ID: DMW11I-090809

DISSOLVED Metals

Lot-Sample #...: A9I090172-010 Matrix.....: WG
Date Sampled...: 09/08/09 11:07 Date Received..: 09/09/09

PARAMETER	RESULT	REPORTING LIMIT	UNITS	METHOD	PREPARATION-ANALYSIS DATE	WORK ORDER #
Prep Batch #...: 9253016						
Silver	ND	1.0	ug/L	SW846 6020	09/10-09/18/09	LKHG11CF
		Dilution Factor: 1		Analysis Time..: 12:40	Analyst ID.....: 001637	
		Instrument ID..: I8		MDL.....: 0.033		
Arsenic	ND	5.0	ug/L	SW846 6020	09/10-09/18/09	LKHG11A2
		Dilution Factor: 1		Analysis Time..: 12:40	Analyst ID.....: 001637	
		Instrument ID..: I8		MDL.....: 0.21		
Barium	**2.9 J**	**1.0**	**ug/L**	**SW846 6020**	**09/10-09/18/09**	**LKHG11A3**
		Dilution Factor: 1		Analysis Time..: 12:40	Analyst ID.....: 001637	
		Instrument ID..: I8		MDL.....: 0.052		
Beryllium	ND	1.0	ug/L	SW846 6020	09/10-09/18/09	LKHG11A4
		Dilution Factor: 1		Analysis Time..: 12:40	Analyst ID.....: 001637	
		Instrument ID..: I8		MDL.....: 0.037		
Cadmium	**0.034 B**	**1.0**	**ug/L**	**SW846 6020**	**09/10-09/18/09**	**LKHG11A5**
		Dilution Factor: 1		Analysis Time..: 12:40	Analyst ID.....: 001637	
		Instrument ID..: I8		MDL.....: 0.027		
Cobalt	**0.63 B**	**1.0**	**ug/L**	**SW846 6020**	**09/10-09/18/09**	**LKHG11A6**
		Dilution Factor: 1		Analysis Time..: 12:40	Analyst ID.....: 001637	
		Instrument ID..: I8		MDL.....: 0.033		
Chromium	**0.20 B,J**	**2.0**	**ug/L**	**SW846 6020**	**09/10-09/18/09**	**LKHG11CK**
		Dilution Factor: 1		Analysis Time..: 12:40	Analyst ID.....: 001637	
		Instrument ID..: I8		MDL.....: 0.066		
Copper	**2.1 J**	**2.0**	**ug/L**	**SW846 6020**	**09/10-09/18/09**	**LKHG11A7**
		Dilution Factor: 1		Analysis Time..: 12:40	Analyst ID.....: 001637	
		Instrument ID..: I8		MDL.....: 0.064		
Iron	**73.9 J**	**50.0**	**ug/L**	**SW846 6020**	**09/10-09/18/09**	**LKHG11A8**
		Dilution Factor: 1		Analysis Time..: 12:40	Analyst ID.....: 001637	
		Instrument ID..: I8		MDL.....: 11.0		
Manganese	**19.9 J**	**1.0**	**ug/L**	**SW846 6020**	**09/10-09/18/09**	**LKHG11CA**
		Dilution Factor: 1		Analysis Time..: 12:40	Analyst ID.....: 001637	
		Instrument ID..: I8		MDL.....: 0.14		

(Continued on next page)

Tetra Tech NUS, Inc

Client Sample ID: DMW11I-090809

DISSOLVED Metals

Lot-Sample #...: A9I090172-010 Matrix.....: WG

PARAMETER	RESULT	REPORTING LIMIT	UNITS	METHOD	PREPARATION-ANALYSIS DATE	WORK ORDER #
Molybdenum	2.6	2.0	ug/L	SW846 6020	09/10-09/18/09	LKHG11CC
		Dilution Factor: 1		Analysis Time..: 12:40	Analyst ID.....: 001637	
		Instrument ID..: I8		MDL.....: 0.20		
Nickel	1.8 B,J	2.0	ug/L	SW846 6020	09/10-09/18/09	LKHG11CD
		Dilution Factor: 1		Analysis Time..: 12:40	Analyst ID.....: 001637	
		Instrument ID..: I8		MDL.....: 0.10		
Lead	0.076 B,J	1.0	ug/L	SW846 6020	09/10-09/18/09	LKHG11A9
		Dilution Factor: 1		Analysis Time..: 12:40	Analyst ID.....: 001637	
		Instrument ID..: I8		MDL.....: 0.034		
Antimony	ND	2.0	ug/L	SW846 6020	09/10-09/18/09	LKHG11A1
		Dilution Factor: 1		Analysis Time..: 12:40	Analyst ID.....: 001637	
		Instrument ID..: I8		MDL.....: 0.055		
Selenium	ND	5.0	ug/L	SW846 6020	09/10-09/18/09	LKHG11CE
		Dilution Factor: 1		Analysis Time..: 12:40	Analyst ID.....: 001637	
		Instrument ID..: I8		MDL.....: 0.14		
Thallium	ND	1.0	ug/L	SW846 6020	09/10-09/18/09	LKHG11CG
		Dilution Factor: 1		Analysis Time..: 12:40	Analyst ID.....: 001637	
		Instrument ID..: I8		MDL.....: 0.12		
Vanadium	ND	20.0	ug/L	SW846 6020	09/10-09/18/09	LKHG11CH
		Dilution Factor: 1		Analysis Time..: 12:40	Analyst ID.....: 001637	
		Instrument ID..: I8		MDL.....: 0.60		
Zinc	9.9 B,J	20.0	ug/L	SW846 6020	09/10-09/18/09	LKHG11CJ
		Dilution Factor: 1		Analysis Time..: 12:40	Analyst ID.....: 001637	
		Instrument ID..: I8		MDL.....: 0.85		
Mercury	0.11 B	0.20	ug/L	SW846 7470A	09/10/09	LKHG11CL
		Dilution Factor: 1		Analysis Time..: 18:03	Analyst ID.....: 001576	
		Instrument ID..: H4		MDL.....: 0.10		

NOTE(S):

J Method blank contamination. The associated method blank contains the target analyte at a reportable level.

B Estimated result. Result is less than RL.

Tetra Tech NUS, Inc

Client Sample ID: DMW11S-090809

DISSOLVED Metals

Lot-Sample #...: A9I090172-011 Matrix.....: WG
Date Sampled...: 09/08/09 12:30 Date Received..: 09/09/09

PARAMETER	RESULT	REPORTING LIMIT	UNITS	METHOD	PREPARATION-ANALYSIS DATE	WORK ORDER #
Prep Batch #...: 9253016						
Silver	ND	1.0	ug/L	SW846 6020	09/10-09/18/09	LKHG31CF
		Dilution Factor: 1		Analysis Time..: 12:56	Analyst ID.....: 001637	
		Instrument ID..: I8		MDL.....: 0.033		
Arsenic	**4.5 B**	**5.0**	**ug/L**	**SW846 6020**	**09/10-09/18/09**	**LKHG31A2**
		Dilution Factor: 1		Analysis Time..: 12:56	Analyst ID.....: 001637	
		Instrument ID..: I8		MDL.....: 0.21		
Barium	**46.3 J**	**1.0**	**ug/L**	**SW846 6020**	**09/10-09/18/09**	**LKHG31A3**
		Dilution Factor: 1		Analysis Time..: 12:56	Analyst ID.....: 001637	
		Instrument ID..: I8		MDL.....: 0.052		
Beryllium	ND	1.0	ug/L	SW846 6020	09/10-09/18/09	LKHG31A4
		Dilution Factor: 1		Analysis Time..: 12:56	Analyst ID.....: 001637	
		Instrument ID..: I8		MDL.....: 0.037		
Cadmium	ND	1.0	ug/L	SW846 6020	09/10-09/18/09	LKHG31A5
		Dilution Factor: 1		Analysis Time..: 12:56	Analyst ID.....: 001637	
		Instrument ID..: I8		MDL.....: 0.027		
Cobalt	**21.0**	**1.0**	**ug/L**	**SW846 6020**	**09/10-09/18/09**	**LKHG31A6**
		Dilution Factor: 1		Analysis Time..: 12:56	Analyst ID.....: 001637	
		Instrument ID..: I8		MDL.....: 0.033		
Chromium	**0.57 B,J**	**2.0**	**ug/L**	**SW846 6020**	**09/10-09/18/09**	**LKHG31CK**
		Dilution Factor: 1		Analysis Time..: 12:56	Analyst ID.....: 001637	
		Instrument ID..: I8		MDL.....: 0.066		
Copper	**0.22 B,J**	**2.0**	**ug/L**	**SW846 6020**	**09/10-09/18/09**	**LKHG31A7**
		Dilution Factor: 1		Analysis Time..: 12:56	Analyst ID.....: 001637	
		Instrument ID..: I8		MDL.....: 0.064		
Iron	**22400 J**	**50.0**	**ug/L**	**SW846 6020**	**09/10-09/18/09**	**LKHG31A8**
		Dilution Factor: 1		Analysis Time..: 12:56	Analyst ID.....: 001637	
		Instrument ID..: I8		MDL.....: 11.0		
Manganese	**1040 J**	**1.0**	**ug/L**	**SW846 6020**	**09/10-09/18/09**	**LKHG31CA**
		Dilution Factor: 1		Analysis Time..: 12:56	Analyst ID.....: 001637	
		Instrument ID..: I8		MDL.....: 0.14		

(Continued on next page)

Tetra Tech NUS, Inc

Client Sample ID: DMW11S-090809

DISSOLVED Metals

Lot-Sample #...: A9I090172-011 Matrix.....: WG

PARAMETER	RESULT	REPORTING LIMIT	UNITS	METHOD	PREPARATION-ANALYSIS DATE	WORK ORDER #
Molybdenum	0.29 B	2.0	ug/L	SW846 6020	09/10-09/18/09	LKHG31CC
		Dilution Factor: 1		Analysis Time..: 12:56	Analyst ID.....: 001637	
		Instrument ID..: I8		MDL.....: 0.20		
Nickel	6.6 J	2.0	ug/L	SW846 6020	09/10-09/18/09	LKHG31CD
		Dilution Factor: 1		Analysis Time..: 12:56	Analyst ID.....: 001637	
		Instrument ID..: I8		MDL.....: 0.10		
Lead	0.045 B,J	1.0	ug/L	SW846 6020	09/10-09/18/09	LKHG31A9
		Dilution Factor: 1		Analysis Time..: 12:56	Analyst ID.....: 001637	
		Instrument ID..: I8		MDL.....: 0.034		
Antimony	0.11 B	2.0	ug/L	SW846 6020	09/10-09/18/09	LKHG31A1
		Dilution Factor: 1		Analysis Time..: 12:56	Analyst ID.....: 001637	
		Instrument ID..: I8		MDL.....: 0.055		
Selenium	1.4 B	5.0	ug/L	SW846 6020	09/10-09/18/09	LKHG31CE
		Dilution Factor: 1		Analysis Time..: 12:56	Analyst ID.....: 001637	
		Instrument ID..: I8		MDL.....: 0.14		
Thallium	ND	1.0	ug/L	SW846 6020	09/10-09/18/09	LKHG31CG
		Dilution Factor: 1		Analysis Time..: 12:56	Analyst ID.....: 001637	
		Instrument ID..: I8		MDL.....: 0.12		
Vanadium	ND	20.0	ug/L	SW846 6020	09/10-09/18/09	LKHG31CH
		Dilution Factor: 1		Analysis Time..: 12:56	Analyst ID.....: 001637	
		Instrument ID..: I8		MDL.....: 0.60		
Zinc	17.8 B,J	20.0	ug/L	SW846 6020	09/10-09/18/09	LKHG31CJ
		Dilution Factor: 1		Analysis Time..: 12:56	Analyst ID.....: 001637	
		Instrument ID..: I8		MDL.....: 0.85		
Mercury	ND	0.20	ug/L	SW846 7470A	09/10/09	LKHG31CL
		Dilution Factor: 1		Analysis Time..: 18:07	Analyst ID.....: 001576	
		Instrument ID..: H4		MDL.....: 0.10		

NOTE(S):

B Estimated result. Result is less than RL.

J Method blank contamination. The associated method blank contains the target analyte at a reportable level.

Tetra Tech NUS, Inc

Client Sample ID: MSA-DMW1S-090809

DISSOLVED Metals

Lot-Sample #...: A9I090172-008 Matrix.....: WG
Date Sampled...: 09/08/09 14:00 Date Received..: 09/09/09

PARAMETER	RESULT	REPORTING LIMIT	UNITS	METHOD	PREPARATION-ANALYSIS DATE	WORK ORDER #
Prep Batch #...: 9253016						
Silver	ND	1.0	ug/L	SW846 6020	09/10-09/18/09	LKHGV1CF
		Dilution Factor: 1		Analysis Time..: 12:24	Analyst ID.....: 001637	
		Instrument ID..: I8		MDL.....: 0.033		
Arsenic	**4.2 B**	**5.0**	**ug/L**	**SW846 6020**	**09/10-09/18/09**	**LKHGV1AD**
		Dilution Factor: 1		Analysis Time..: 12:24	Analyst ID.....: 001637	
		Instrument ID..: I8		MDL.....: 0.21		
Barium	**143 J**	**1.0**	**ug/L**	**SW846 6020**	**09/10-09/18/09**	**LKHGV1AE**
		Dilution Factor: 1		Analysis Time..: 12:24	Analyst ID.....: 001637	
		Instrument ID..: I8		MDL.....: 0.052		
Beryllium	ND	1.0	ug/L	SW846 6020	09/10-09/18/09	LKHGV1AF
		Dilution Factor: 1		Analysis Time..: 12:24	Analyst ID.....: 001637	
		Instrument ID..: I8		MDL.....: 0.037		
Cadmium	**0.048 B**	**1.0**	**ug/L**	**SW846 6020**	**09/10-09/18/09**	**LKHGV1AG**
		Dilution Factor: 1		Analysis Time..: 12:24	Analyst ID.....: 001637	
		Instrument ID..: I8		MDL.....: 0.027		
Cobalt	**1.6**	**1.0**	**ug/L**	**SW846 6020**	**09/10-09/18/09**	**LKHGV1AH**
		Dilution Factor: 1		Analysis Time..: 12:24	Analyst ID.....: 001637	
		Instrument ID..: I8		MDL.....: 0.033		
Chromium	**1.0 B,J**	**2.0**	**ug/L**	**SW846 6020**	**09/10-09/18/09**	**LKHGV1CK**
		Dilution Factor: 1		Analysis Time..: 12:24	Analyst ID.....: 001637	
		Instrument ID..: I8		MDL.....: 0.066		
Copper	**1.3 B,J**	**2.0**	**ug/L**	**SW846 6020**	**09/10-09/18/09**	**LKHGV1AJ**
		Dilution Factor: 1		Analysis Time..: 12:24	Analyst ID.....: 001637	
		Instrument ID..: I8		MDL.....: 0.064		
Iron	**7810 J**	**50.0**	**ug/L**	**SW846 6020**	**09/10-09/18/09**	**LKHGV1AK**
		Dilution Factor: 1		Analysis Time..: 12:24	Analyst ID.....: 001637	
		Instrument ID..: I8		MDL.....: 11.0		
Manganese	**500 J**	**1.0**	**ug/L**	**SW846 6020**	**09/10-09/18/09**	**LKHGV1CA**
		Dilution Factor: 1		Analysis Time..: 12:24	Analyst ID.....: 001637	
		Instrument ID..: I8		MDL.....: 0.14		

(Continued on next page)

Tetra Tech NUS, Inc

Client Sample ID: MSA-DMW1S-090809

DISSOLVED Metals

Lot-Sample #...: A9I090172-008 Matrix.....: WG

PARAMETER	RESULT	REPORTING LIMIT	UNITS	METHOD	PREPARATION-ANALYSIS DATE	WORK ORDER #
Molybdenum	1.2 B	2.0	ug/L	SW846 6020	09/10-09/18/09	LKHGV1CC
		Dilution Factor: 1		Analysis Time..: 12:24	Analyst ID.....: 001637	
		Instrument ID..: I8		MDL.....: 0.20		
Nickel	3.4 J	2.0	ug/L	SW846 6020	09/10-09/18/09	LKHGV1CD
		Dilution Factor: 1		Analysis Time..: 12:24	Analyst ID.....: 001637	
		Instrument ID..: I8		MDL.....: 0.10		
Lead	1.2 J	1.0	ug/L	SW846 6020	09/10-09/18/09	LKHGV1AL
		Dilution Factor: 1		Analysis Time..: 12:24	Analyst ID.....: 001637	
		Instrument ID..: I8		MDL.....: 0.034		
Antimony	0.65 B	2.0	ug/L	SW846 6020	09/10-09/18/09	LKHGV1AC
		Dilution Factor: 1		Analysis Time..: 12:24	Analyst ID.....: 001637	
		Instrument ID..: I8		MDL.....: 0.055		
Selenium	0.29 B	5.0	ug/L	SW846 6020	09/10-09/18/09	LKHGV1CE
		Dilution Factor: 1		Analysis Time..: 12:24	Analyst ID.....: 001637	
		Instrument ID..: I8		MDL.....: 0.14		
Thallium	ND	1.0	ug/L	SW846 6020	09/10-09/18/09	LKHGV1CG
		Dilution Factor: 1		Analysis Time..: 12:24	Analyst ID.....: 001637	
		Instrument ID..: I8		MDL.....: 0.12		
Vanadium	3.8 B	20.0	ug/L	SW846 6020	09/10-09/18/09	LKHGV1CH
		Dilution Factor: 1		Analysis Time..: 12:24	Analyst ID.....: 001637	
		Instrument ID..: I8		MDL.....: 0.60		
Zinc	15.7 B,J	20.0	ug/L	SW846 6020	09/10-09/18/09	LKHGV1CJ
		Dilution Factor: 1		Analysis Time..: 12:24	Analyst ID.....: 001637	
		Instrument ID..: I8		MDL.....: 0.85		
Mercury	ND	0.20	ug/L	SW846 7470A	09/10/09	LKHGV1CL
		Dilution Factor: 1		Analysis Time..: 18:33	Analyst ID.....: 001576	
		Instrument ID..: H4		MDL.....: 0.10		

NOTE(S):

B Estimated result. Result is less than RL.

J Method blank contamination. The associated method blank contains the target analyte at a reportable level.

Tetra Tech NUS, Inc

Client Sample ID: MSA-DMW3D-090809

DISSOLVED Metals

Lot-Sample #...: A9I090172-001 Matrix.....: WG
Date Sampled...: 09/08/09 09:35 Date Received..: 09/09/09

PARAMETER	RESULT	REPORTING LIMIT	UNITS	METHOD	PREPARATION-ANALYSIS DATE	WORK ORDER #
Prep Batch #...: 9253013						
Silver	ND	1.0	ug/L	SW846 6020	09/10-09/15/09	LKHFD1CF
		Dilution Factor: 1		Analysis Time..: 11:33	Analyst ID.....: 002260	
		Instrument ID..: I8		MDL.....: 0.033		
Arsenic	0.24 B	5.0	ug/L	SW846 6020	09/10-09/15/09	LKHFD1A2
		Dilution Factor: 1		Analysis Time..: 11:33	Analyst ID.....: 002260	
		Instrument ID..: I8		MDL.....: 0.21		
Barium	9.7 J	1.0	ug/L	SW846 6020	09/10-09/15/09	LKHFD1A3
		Dilution Factor: 1		Analysis Time..: 11:33	Analyst ID.....: 002260	
		Instrument ID..: I8		MDL.....: 0.052		
Beryllium	0.044 B	1.0	ug/L	SW846 6020	09/10-09/15/09	LKHFD1A4
		Dilution Factor: 1		Analysis Time..: 17:34	Analyst ID.....: 002260	
		Instrument ID..: I8		MDL.....: 0.037		
Cadmium	0.32 B	1.0	ug/L	SW846 6020	09/10-09/15/09	LKHFD1A5
		Dilution Factor: 1		Analysis Time..: 11:33	Analyst ID.....: 002260	
		Instrument ID..: I8		MDL.....: 0.027		
Cobalt	5.9	1.0	ug/L	SW846 6020	09/10-09/15/09	LKHFD1A6
		Dilution Factor: 1		Analysis Time..: 11:33	Analyst ID.....: 002260	
		Instrument ID..: I8		MDL.....: 0.033		
Chromium	0.36 B,J	2.0	ug/L	SW846 6020	09/10-09/15/09	LKHFD1CK
		Dilution Factor: 1		Analysis Time..: 11:33	Analyst ID.....: 002260	
		Instrument ID..: I8		MDL.....: 0.066		
Copper	2.6 J	2.0	ug/L	SW846 6020	09/10-09/15/09	LKHFD1A7
		Dilution Factor: 1		Analysis Time..: 11:33	Analyst ID.....: 002260	
		Instrument ID..: I8		MDL.....: 0.064		
Iron	175 J	50.0	ug/L	SW846 6020	09/10-09/15/09	LKHFD1A8
		Dilution Factor: 1		Analysis Time..: 11:33	Analyst ID.....: 002260	
		Instrument ID..: I8		MDL.....: 11.0		
Manganese	53.0 J	1.0	ug/L	SW846 6020	09/10-09/15/09	LKHFD1CA
		Dilution Factor: 1		Analysis Time..: 17:34	Analyst ID.....: 002260	
		Instrument ID..: I8		MDL.....: 0.14		

(Continued on next page)

Tetra Tech NUS, Inc

Client Sample ID: MSA-DMW3D-090809

DISSOLVED Metals

Lot-Sample #...: A9I090172-001 Matrix.....: WG

PARAMETER	RESULT	REPORTING LIMIT	UNITS	METHOD	PREPARATION-ANALYSIS DATE	WORK ORDER #
Molybdenum	1.2 B	2.0	ug/L	SW846 6020	09/10-09/15/09	LKHFD1CC
		Dilution Factor: 1		Analysis Time..: 11:33	Analyst ID.....: 002260	
		Instrument ID..: I8		MDL.....: 0.20		
Nickel	6.1 J	2.0	ug/L	SW846 6020	09/10-09/15/09	LKHFD1CD
		Dilution Factor: 1		Analysis Time..: 11:33	Analyst ID.....: 002260	
		Instrument ID..: I8		MDL.....: 0.10		
Lead	0.24 B,J	1.0	ug/L	SW846 6020	09/10-09/15/09	LKHFD1A9
		Dilution Factor: 1		Analysis Time..: 11:33	Analyst ID.....: 002260	
		Instrument ID..: I8		MDL.....: 0.034		
Antimony	0.40 B	2.0	ug/L	SW846 6020	09/10-09/15/09	LKHFD1A1
		Dilution Factor: 1		Analysis Time..: 11:33	Analyst ID.....: 002260	
		Instrument ID..: I8		MDL.....: 0.055		
Selenium	0.26 B	5.0	ug/L	SW846 6020	09/10-09/15/09	LKHFD1CE
		Dilution Factor: 1		Analysis Time..: 11:33	Analyst ID.....: 002260	
		Instrument ID..: I8		MDL.....: 0.14		
Thallium	ND	1.0	ug/L	SW846 6020	09/10-09/15/09	LKHFD1CG
		Dilution Factor: 1		Analysis Time..: 11:33	Analyst ID.....: 002260	
		Instrument ID..: I8		MDL.....: 0.12		
Vanadium	ND	20.0	ug/L	SW846 6020	09/10-09/15/09	LKHFD1CH
		Dilution Factor: 1		Analysis Time..: 11:33	Analyst ID.....: 002260	
		Instrument ID..: I8		MDL.....: 0.60		
Zinc	33.6 J	20.0	ug/L	SW846 6020	09/10-09/15/09	LKHFD1CJ
		Dilution Factor: 1		Analysis Time..: 11:33	Analyst ID.....: 002260	
		Instrument ID..: I8		MDL.....: 0.85		
Prep Batch #...: 9253014						
Mercury	ND	0.20	ug/L	SW846 7470A	09/10/09	LKHFD1CL
		Dilution Factor: 1		Analysis Time..: 17:43	Analyst ID.....: 001576	
		Instrument ID..: H4		MDL.....: 0.10		

NOTE(S):

B Estimated result. Result is less than RL.

J Method blank contamination. The associated method blank contains the target analyte at a reportable level.

Tetra Tech NUS, Inc

Client Sample ID: MSA-DMW5I-090809

DISSOLVED Metals

Lot-Sample #...: A9I090172-004 Matrix.....: WG
Date Sampled...: 09/08/09 14:35 Date Received..: 09/09/09

PARAMETER	RESULT	REPORTING LIMIT	UNITS	METHOD	PREPARATION-ANALYSIS DATE	WORK ORDER #
Prep Batch #...: 9253016						
Silver	ND	1.0	ug/L	SW846 6020	09/10-09/18/09	LKHGM1CF
		Dilution Factor: 1		Analysis Time..: 12:08	Analyst ID.....: 001637	
		Instrument ID..: I8		MDL.....: 0.033		
Arsenic	1.9 B	5.0	ug/L	SW846 6020	09/10-09/18/09	LKHGM1AD
		Dilution Factor: 1		Analysis Time..: 12:08	Analyst ID.....: 001637	
		Instrument ID..: I8		MDL.....: 0.21		
Barium	34.0 J	1.0	ug/L	SW846 6020	09/10-09/18/09	LKHGM1AE
		Dilution Factor: 1		Analysis Time..: 12:08	Analyst ID.....: 001637	
		Instrument ID..: I8		MDL.....: 0.052		
Beryllium	0.62 B	1.0	ug/L	SW846 6020	09/10-09/18/09	LKHGM1AF
		Dilution Factor: 1		Analysis Time..: 12:08	Analyst ID.....: 001637	
		Instrument ID..: I8		MDL.....: 0.037		
Cadmium	1.8	1.0	ug/L	SW846 6020	09/10-09/18/09	LKHGM1AG
		Dilution Factor: 1		Analysis Time..: 12:08	Analyst ID.....: 001637	
		Instrument ID..: I8		MDL.....: 0.027		
Cobalt	18.4	1.0	ug/L	SW846 6020	09/10-09/18/09	LKHGM1AH
		Dilution Factor: 1		Analysis Time..: 12:08	Analyst ID.....: 001637	
		Instrument ID..: I8		MDL.....: 0.033		
Chromium	0.83 B,J	2.0	ug/L	SW846 6020	09/10-09/18/09	LKHGM1CK
		Dilution Factor: 1		Analysis Time..: 12:08	Analyst ID.....: 001637	
		Instrument ID..: I8		MDL.....: 0.066		
Copper	3.8 J	2.0	ug/L	SW846 6020	09/10-09/18/09	LKHGM1AJ
		Dilution Factor: 1		Analysis Time..: 12:08	Analyst ID.....: 001637	
		Instrument ID..: I8		MDL.....: 0.064		
Iron	36.3 B,J	50.0	ug/L	SW846 6020	09/10-09/18/09	LKHGM1AK
		Dilution Factor: 1		Analysis Time..: 12:08	Analyst ID.....: 001637	
		Instrument ID..: I8		MDL.....: 11.0		
Manganese	1820 J	1.0	ug/L	SW846 6020	09/10-09/18/09	LKHGM1CA
		Dilution Factor: 1		Analysis Time..: 12:08	Analyst ID.....: 001637	
		Instrument ID..: I8		MDL.....: 0.14		

(Continued on next page)

Tetra Tech NUS, Inc

Client Sample ID: MSA-DMW5I-090809

DISSOLVED Metals

Lot-Sample #...: A9I090172-004 Matrix.....: WG

PARAMETER	RESULT	REPORTING LIMIT	UNITS	METHOD	PREPARATION-ANALYSIS DATE	WORK ORDER #
Molybdenum	ND	2.0	ug/L	SW846 6020	09/10-09/18/09	LKHGM1CC
		Dilution Factor: 1		Analysis Time..: 12:08	Analyst ID.....: 001637	
		Instrument ID..: I8		MDL.....: 0.20		
Nickel	**26.9 J**	**2.0**	**ug/L**	**SW846 6020**	**09/10-09/18/09**	**LKHGM1CD**
		Dilution Factor: 1		Analysis Time..: 12:08	Analyst ID.....: 001637	
		Instrument ID..: I8		MDL.....: 0.10		
Lead	**0.46 B,J**	**1.0**	**ug/L**	**SW846 6020**	**09/10-09/18/09**	**LKHGM1AL**
		Dilution Factor: 1		Analysis Time..: 12:08	Analyst ID.....: 001637	
		Instrument ID..: I8		MDL.....: 0.034		
Antimony	ND	2.0	ug/L	SW846 6020	09/10-09/18/09	LKHGM1AC
		Dilution Factor: 1		Analysis Time..: 12:08	Analyst ID.....: 001637	
		Instrument ID..: I8		MDL.....: 0.055		
Selenium	**3.3 B**	**5.0**	**ug/L**	**SW846 6020**	**09/10-09/18/09**	**LKHGM1CE**
		Dilution Factor: 1		Analysis Time..: 12:08	Analyst ID.....: 001637	
		Instrument ID..: I8		MDL.....: 0.14		
Thallium	ND	1.0	ug/L	SW846 6020	09/10-09/18/09	LKHGM1CG
		Dilution Factor: 1		Analysis Time..: 12:08	Analyst ID.....: 001637	
		Instrument ID..: I8		MDL.....: 0.12		
Vanadium	ND	20.0	ug/L	SW846 6020	09/10-09/18/09	LKHGM1CH
		Dilution Factor: 1		Analysis Time..: 12:08	Analyst ID.....: 001637	
		Instrument ID..: I8		MDL.....: 0.60		
Zinc	**80.0 J**	**20.0**	**ug/L**	**SW846 6020**	**09/10-09/18/09**	**LKHGM1CJ**
		Dilution Factor: 1		Analysis Time..: 12:08	Analyst ID.....: 001637	
		Instrument ID..: I8		MDL.....: 0.85		
Mercury	ND	0.20	ug/L	SW846 7470A	09/10/09	LKHGM1CL
		Dilution Factor: 1		Analysis Time..: 18:25	Analyst ID.....: 001576	
		Instrument ID..: H4		MDL.....: 0.10		

NOTE(S):

B Estimated result. Result is less than RL.

J Method blank contamination. The associated method blank contains the target analyte at a reportable level.

Tetra Tech NUS, Inc

Client Sample ID: MSA-MW14D-090809

DISSOLVED Metals

Lot-Sample #...: A9I090172-003 Matrix.....: WG
Date Sampled...: 09/08/09 11:50 Date Received..: 09/09/09

PARAMETER	RESULT	REPORTING LIMIT	UNITS	METHOD	PREPARATION-ANALYSIS DATE	WORK ORDER #
Prep Batch #...: 9253016						
Silver	ND	1.0	ug/L	SW846 6020	09/10-09/18/09	LKHGC1CF
		Dilution Factor: 1		Analysis Time..: 11:48	Analyst ID.....: 001637	
		Instrument ID..: I8		MDL.....: 0.033		
Arsenic	ND	5.0	ug/L	SW846 6020	09/10-09/18/09	LKHGC1AD
		Dilution Factor: 1		Analysis Time..: 11:48	Analyst ID.....: 001637	
		Instrument ID..: I8		MDL.....: 0.21		
Barium	7.2 J	1.0	ug/L	SW846 6020	09/10-09/18/09	LKHGC1AE
		Dilution Factor: 1		Analysis Time..: 11:48	Analyst ID.....: 001637	
		Instrument ID..: I8		MDL.....: 0.052		
Beryllium	0.26 B	1.0	ug/L	SW846 6020	09/10-09/18/09	LKHGC1AF
		Dilution Factor: 1		Analysis Time..: 11:48	Analyst ID.....: 001637	
		Instrument ID..: I8		MDL.....: 0.037		
Cadmium	0.24 B	1.0	ug/L	SW846 6020	09/10-09/18/09	LKHGC1AG
		Dilution Factor: 1		Analysis Time..: 11:48	Analyst ID.....: 001637	
		Instrument ID..: I8		MDL.....: 0.027		
Cobalt	14.3	1.0	ug/L	SW846 6020	09/10-09/18/09	LKHGC1AH
		Dilution Factor: 1		Analysis Time..: 11:48	Analyst ID.....: 001637	
		Instrument ID..: I8		MDL.....: 0.033		
Chromium	0.39 B,J	2.0	ug/L	SW846 6020	09/10-09/18/09	LKHGC1CK
		Dilution Factor: 1		Analysis Time..: 11:48	Analyst ID.....: 001637	
		Instrument ID..: I8		MDL.....: 0.066		
Copper	4.6 J	2.0	ug/L	SW846 6020	09/10-09/18/09	LKHGC1AJ
		Dilution Factor: 1		Analysis Time..: 11:48	Analyst ID.....: 001637	
		Instrument ID..: I8		MDL.....: 0.064		
Iron	11.2 B,J	50.0	ug/L	SW846 6020	09/10-09/18/09	LKHGC1AK
		Dilution Factor: 1		Analysis Time..: 11:48	Analyst ID.....: 001637	
		Instrument ID..: I8		MDL.....: 11.0		
Manganese	35.0 J	1.0	ug/L	SW846 6020	09/10-09/18/09	LKHGC1CA
		Dilution Factor: 1		Analysis Time..: 11:48	Analyst ID.....: 001637	
		Instrument ID..: I8		MDL.....: 0.14		

(Continued on next page)

Tetra Tech NUS, Inc

Client Sample ID: MSA-MW14D-090809

DISSOLVED Metals

Lot-Sample #...: A9I090172-003 Matrix.....: WG

PARAMETER	RESULT	REPORTING LIMIT	UNITS	METHOD	PREPARATION-ANALYSIS DATE	WORK ORDER #
Molybdenum	ND	2.0	ug/L	SW846 6020	09/10-09/18/09	LKHGC1CC
		Dilution Factor: 1		Analysis Time..: 11:48	Analyst ID.....: 001637	
		Instrument ID..: I8		MDL.....: 0.20		
Nickel	**21.8 J**	**2.0**	**ug/L**	**SW846 6020**	**09/10-09/18/09**	**LKHGC1CD**
		Dilution Factor: 1		Analysis Time..: 11:48	Analyst ID.....: 001637	
		Instrument ID..: I8		MDL.....: 0.10		
Lead	**0.082 B,J**	**1.0**	**ug/L**	**SW846 6020**	**09/10-09/18/09**	**LKHGC1AL**
		Dilution Factor: 1		Analysis Time..: 11:48	Analyst ID.....: 001637	
		Instrument ID..: I8		MDL.....: 0.034		
Antimony	**0.081 B**	**2.0**	**ug/L**	**SW846 6020**	**09/10-09/18/09**	**LKHGC1AC**
		Dilution Factor: 1		Analysis Time..: 11:48	Analyst ID.....: 001637	
		Instrument ID..: I8		MDL.....: 0.055		
Selenium	ND	5.0	ug/L	SW846 6020	09/10-09/18/09	LKHGC1CE
		Dilution Factor: 1		Analysis Time..: 11:48	Analyst ID.....: 001637	
		Instrument ID..: I8		MDL.....: 0.14		
Thallium	ND	1.0	ug/L	SW846 6020	09/10-09/18/09	LKHGC1CG
		Dilution Factor: 1		Analysis Time..: 11:48	Analyst ID.....: 001637	
		Instrument ID..: I8		MDL.....: 0.12		
Vanadium	ND	20.0	ug/L	SW846 6020	09/10-09/18/09	LKHGC1CH
		Dilution Factor: 1		Analysis Time..: 11:48	Analyst ID.....: 001637	
		Instrument ID..: I8		MDL.....: 0.60		
Zinc	**54.2 J**	**20.0**	**ug/L**	**SW846 6020**	**09/10-09/18/09**	**LKHGC1CJ**
		Dilution Factor: 1		Analysis Time..: 11:48	Analyst ID.....: 001637	
		Instrument ID..: I8		MDL.....: 0.85		
Mercury	ND	0.20	ug/L	SW846 7470A	09/10/09	LKHGC1CL
		Dilution Factor: 1		Analysis Time..: 18:22	Analyst ID.....: 001576	
		Instrument ID..: H4		MDL.....: 0.10		

NOTE(S):

J Method blank contamination. The associated method blank contains the target analyte at a reportable level.

B Estimated result. Result is less than RL.

Tetra Tech NUS, Inc

Client Sample ID: MSA-MW14I-090809

DISSOLVED Metals

Lot-Sample #...: A9I090172-002 Matrix.....: WG
Date Sampled...: 09/08/09 12:55 Date Received..: 09/09/09

PARAMETER	RESULT	REPORTING LIMIT	UNITS	METHOD	PREPARATION-ANALYSIS DATE	WORK ORDER #
Prep Batch #...: 9253016						
Silver	ND	1.0	ug/L	SW846 6020	09/10-09/18/09	LKHFT1CF
		Dilution Factor: 1		Analysis Time..: 11:40	Analyst ID.....: 001637	
		Instrument ID..: I8		MDL.....: 0.033		
Arsenic	23.6	5.0	ug/L	SW846 6020	09/10-09/18/09	LKHFT1A2
		Dilution Factor: 1		Analysis Time..: 11:40	Analyst ID.....: 001637	
		Instrument ID..: I8		MDL.....: 0.21		
Barium	13.8 J	1.0	ug/L	SW846 6020	09/10-09/18/09	LKHFT1A3
		Dilution Factor: 1		Analysis Time..: 11:40	Analyst ID.....: 001637	
		Instrument ID..: I8		MDL.....: 0.052		
Beryllium	0.047 B	1.0	ug/L	SW846 6020	09/10-09/18/09	LKHFT1A4
		Dilution Factor: 1		Analysis Time..: 11:40	Analyst ID.....: 001637	
		Instrument ID..: I8		MDL.....: 0.037		
Cadmium	ND	1.0	ug/L	SW846 6020	09/10-09/18/09	LKHFT1A5
		Dilution Factor: 1		Analysis Time..: 11:40	Analyst ID.....: 001637	
		Instrument ID..: I8		MDL.....: 0.027		
Cobalt	13.7	1.0	ug/L	SW846 6020	09/10-09/18/09	LKHFT1A6
		Dilution Factor: 1		Analysis Time..: 11:40	Analyst ID.....: 001637	
		Instrument ID..: I8		MDL.....: 0.033		
Chromium	0.92 B,J	2.0	ug/L	SW846 6020	09/10-09/18/09	LKHFT1CK
		Dilution Factor: 1		Analysis Time..: 11:40	Analyst ID.....: 001637	
		Instrument ID..: I8		MDL.....: 0.066		
Copper	0.082 B,J	2.0	ug/L	SW846 6020	09/10-09/18/09	LKHFT1A7
		Dilution Factor: 1		Analysis Time..: 11:40	Analyst ID.....: 001637	
		Instrument ID..: I8		MDL.....: 0.064		
Iron	70900 J	50.0	ug/L	SW846 6020	09/10-09/18/09	LKHFT1A8
		Dilution Factor: 1		Analysis Time..: 11:40	Analyst ID.....: 001637	
		Instrument ID..: I8		MDL.....: 11.0		
Manganese	2200 J	1.0	ug/L	SW846 6020	09/10-09/18/09	LKHFT1CA
		Dilution Factor: 1		Analysis Time..: 11:40	Analyst ID.....: 001637	
		Instrument ID..: I8		MDL.....: 0.14		

(Continued on next page)

Tetra Tech NUS, Inc

Client Sample ID: MSA-MW14I-090809

DISSOLVED Metals

Lot-Sample #...: A9I090172-002 Matrix.....: WG

PARAMETER	RESULT	REPORTING LIMIT	UNITS	METHOD	PREPARATION-ANALYSIS DATE	WORK ORDER #
Molybdenum	0.89 B	2.0	ug/L	SW846 6020	09/10-09/18/09	LKHFT1CC
		Dilution Factor: 1		Analysis Time..: 11:40	Analyst ID.....: 001637	
		Instrument ID..: I8		MDL.....: 0.20		
Nickel	6.7 J	2.0	ug/L	SW846 6020	09/10-09/18/09	LKHFT1CD
		Dilution Factor: 1		Analysis Time..: 11:40	Analyst ID.....: 001637	
		Instrument ID..: I8		MDL.....: 0.10		
Lead	0.072 B,J	1.0	ug/L	SW846 6020	09/10-09/18/09	LKHFT1A9
		Dilution Factor: 1		Analysis Time..: 11:40	Analyst ID.....: 001637	
		Instrument ID..: I8		MDL.....: 0.034		
Antimony	0.25 B	2.0	ug/L	SW846 6020	09/10-09/18/09	LKHFT1A1
		Dilution Factor: 1		Analysis Time..: 11:40	Analyst ID.....: 001637	
		Instrument ID..: I8		MDL.....: 0.055		
Selenium	0.48 B	5.0	ug/L	SW846 6020	09/10-09/18/09	LKHFT1CE
		Dilution Factor: 1		Analysis Time..: 11:40	Analyst ID.....: 001637	
		Instrument ID..: I8		MDL.....: 0.14		
Thallium	0.22 B	1.0	ug/L	SW846 6020	09/10-09/18/09	LKHFT1CG
		Dilution Factor: 1		Analysis Time..: 11:40	Analyst ID.....: 001637	
		Instrument ID..: I8		MDL.....: 0.12		
Vanadium	ND	20.0	ug/L	SW846 6020	09/10-09/18/09	LKHFT1CH
		Dilution Factor: 1		Analysis Time..: 11:40	Analyst ID.....: 001637	
		Instrument ID..: I8		MDL.....: 0.60		
Zinc	3.5 B,J	20.0	ug/L	SW846 6020	09/10-09/18/09	LKHFT1CJ
		Dilution Factor: 1		Analysis Time..: 11:40	Analyst ID.....: 001637	
		Instrument ID..: I8		MDL.....: 0.85		
Mercury	ND	0.20	ug/L	SW846 7470A	09/10/09	LKHFT1CL
		Dilution Factor: 1		Analysis Time..: 17:59	Analyst ID.....: 001576	
		Instrument ID..: H4		MDL.....: 0.10		

NOTE(S):

J Method blank contamination. The associated method blank contains the target analyte at a reportable level.

B Estimated result. Result is less than RL.

Tetra Tech NUS, Inc

Client Sample ID: MSA-MW3-090809

DISSOLVED Metals

Lot-Sample #...: A9I090172-012 Matrix.....: WG
Date Sampled...: 09/08/09 14:13 Date Received..: 09/09/09

PARAMETER	RESULT	REPORTING LIMIT	UNITS	METHOD	PREPARATION-ANALYSIS DATE	WORK ORDER #
Prep Batch #...: 9253016						
Silver	ND	1.0	ug/L	SW846 6020	09/10-09/18/09	LKHG61CF
		Dilution Factor: 1		Analysis Time..: 13:04	Analyst ID.....: 001637	
		Instrument ID..: I8		MDL.....: 0.033		
Arsenic	**0.48 B**	**5.0**	**ug/L**	**SW846 6020**	**09/10-09/18/09**	**LKHG61AD**
		Dilution Factor: 1		Analysis Time..: 13:04	Analyst ID.....: 001637	
		Instrument ID..: I8		MDL.....: 0.21		
Barium	**2.3 J**	**1.0**	**ug/L**	**SW846 6020**	**09/10-09/18/09**	**LKHG61AE**
		Dilution Factor: 1		Analysis Time..: 13:04	Analyst ID.....: 001637	
		Instrument ID..: I8		MDL.....: 0.052		
Beryllium	ND	1.0	ug/L	SW846 6020	09/10-09/18/09	LKHG61AF
		Dilution Factor: 1		Analysis Time..: 13:04	Analyst ID.....: 001637	
		Instrument ID..: I8		MDL.....: 0.037		
Cadmium	ND	1.0	ug/L	SW846 6020	09/10-09/18/09	LKHG61AG
		Dilution Factor: 1		Analysis Time..: 13:04	Analyst ID.....: 001637	
		Instrument ID..: I8		MDL.....: 0.027		
Cobalt	**0.39 B**	**1.0**	**ug/L**	**SW846 6020**	**09/10-09/18/09**	**LKHG61AH**
		Dilution Factor: 1		Analysis Time..: 13:04	Analyst ID.....: 001637	
		Instrument ID..: I8		MDL.....: 0.033		
Chromium	**1.3 B,J**	**2.0**	**ug/L**	**SW846 6020**	**09/10-09/18/09**	**LKHG61CK**
		Dilution Factor: 1		Analysis Time..: 13:04	Analyst ID.....: 001637	
		Instrument ID..: I8		MDL.....: 0.066		
Copper	**0.47 B,J**	**2.0**	**ug/L**	**SW846 6020**	**09/10-09/18/09**	**LKHG61AJ**
		Dilution Factor: 1		Analysis Time..: 13:04	Analyst ID.....: 001637	
		Instrument ID..: I8		MDL.....: 0.064		
Iron	**2160 J**	**50.0**	**ug/L**	**SW846 6020**	**09/10-09/18/09**	**LKHG61AK**
		Dilution Factor: 1		Analysis Time..: 13:04	Analyst ID.....: 001637	
		Instrument ID..: I8		MDL.....: 11.0		
Manganese	**48.2 J**	**1.0**	**ug/L**	**SW846 6020**	**09/10-09/18/09**	**LKHG61CA**
		Dilution Factor: 1		Analysis Time..: 13:04	Analyst ID.....: 001637	
		Instrument ID..: I8		MDL.....: 0.14		

(Continued on next page)

Tetra Tech NUS, Inc

Client Sample ID: MSA-MW3-090809

DISSOLVED Metals

Lot-Sample #...: A9I090172-012 Matrix.....: WG

PARAMETER	RESULT	REPORTING LIMIT	UNITS	METHOD	PREPARATION-ANALYSIS DATE	WORK ORDER #
Molybdenum	0.24 B	2.0	ug/L	SW846 6020	09/10-09/18/09	LKHG61CC
		Dilution Factor: 1		Analysis Time..: 13:04	Analyst ID.....: 001637	
		Instrument ID..: I8		MDL.....: 0.20		
Nickel	1.3 B,J	2.0	ug/L	SW846 6020	09/10-09/18/09	LKHG61CD
		Dilution Factor: 1		Analysis Time..: 13:04	Analyst ID.....: 001637	
		Instrument ID..: I8		MDL.....: 0.10		
Lead	0.14 B,J	1.0	ug/L	SW846 6020	09/10-09/18/09	LKHG61AL
		Dilution Factor: 1		Analysis Time..: 13:04	Analyst ID.....: 001637	
		Instrument ID..: I8		MDL.....: 0.034		
Antimony	0.12 B	2.0	ug/L	SW846 6020	09/10-09/18/09	LKHG61AC
		Dilution Factor: 1		Analysis Time..: 13:04	Analyst ID.....: 001637	
		Instrument ID..: I8		MDL.....: 0.055		
Selenium	ND	5.0	ug/L	SW846 6020	09/10-09/18/09	LKHG61CE
		Dilution Factor: 1		Analysis Time..: 13:04	Analyst ID.....: 001637	
		Instrument ID..: I8		MDL.....: 0.14		
Thallium	ND	1.0	ug/L	SW846 6020	09/10-09/18/09	LKHG61CG
		Dilution Factor: 1		Analysis Time..: 13:04	Analyst ID.....: 001637	
		Instrument ID..: I8		MDL.....: 0.12		
Vanadium	2.8 B	20.0	ug/L	SW846 6020	09/10-09/18/09	LKHG61CH
		Dilution Factor: 1		Analysis Time..: 13:04	Analyst ID.....: 001637	
		Instrument ID..: I8		MDL.....: 0.60		
Zinc	2.0 B,J	20.0	ug/L	SW846 6020	09/10-09/18/09	LKHG61CJ
		Dilution Factor: 1		Analysis Time..: 13:04	Analyst ID.....: 001637	
		Instrument ID..: I8		MDL.....: 0.85		
Mercury	ND	0.20	ug/L	SW846 7470A	09/10/09	LKHG61CL
		Dilution Factor: 1		Analysis Time..: 18:11	Analyst ID.....: 001576	
		Instrument ID..: H4		MDL.....: 0.10		

NOTE(S):

B Estimated result. Result is less than RL.

J Method blank contamination. The associated method blank contains the target analyte at a reportable level.

Tetra Tech NUS, Inc

Client Sample ID: MSA-MW4-090809

DISSOLVED Metals

Lot-Sample #...: A9I090172-013 Matrix.....: WG
Date Sampled...: 09/08/09 17:32 Date Received..: 09/09/09

PARAMETER	RESULT	REPORTING LIMIT	UNITS	METHOD	PREPARATION-ANALYSIS DATE	WORK ORDER #
Prep Batch #...: 9253016						
Silver	ND	1.0	ug/L	SW846 6020	09/10-09/18/09	LKHG71CF
		Dilution Factor: 1		Analysis Time..: 13:12	Analyst ID.....: 001637	
		Instrument ID..: I8		MDL.....: 0.033		
Arsenic	1.1 B	5.0	ug/L	SW846 6020	09/10-09/18/09	LKHG71A2
		Dilution Factor: 1		Analysis Time..: 13:12	Analyst ID.....: 001637	
		Instrument ID..: I8		MDL.....: 0.21		
Barium	58.1 J	1.0	ug/L	SW846 6020	09/10-09/18/09	LKHG71A3
		Dilution Factor: 1		Analysis Time..: 13:12	Analyst ID.....: 001637	
		Instrument ID..: I8		MDL.....: 0.052		
Beryllium	ND	1.0	ug/L	SW846 6020	09/10-09/18/09	LKHG71A4
		Dilution Factor: 1		Analysis Time..: 13:12	Analyst ID.....: 001637	
		Instrument ID..: I8		MDL.....: 0.037		
Cadmium	0.28 B	1.0	ug/L	SW846 6020	09/10-09/18/09	LKHG71A5
		Dilution Factor: 1		Analysis Time..: 13:12	Analyst ID.....: 001637	
		Instrument ID..: I8		MDL.....: 0.027		
Cobalt	0.38 B	1.0	ug/L	SW846 6020	09/10-09/18/09	LKHG71A6
		Dilution Factor: 1		Analysis Time..: 13:12	Analyst ID.....: 001637	
		Instrument ID..: I8		MDL.....: 0.033		
Chromium	1.6 B,J	2.0	ug/L	SW846 6020	09/10-09/18/09	LKHG71CK
		Dilution Factor: 1		Analysis Time..: 13:12	Analyst ID.....: 001637	
		Instrument ID..: I8		MDL.....: 0.066		
Copper	1.5 B,J	2.0	ug/L	SW846 6020	09/10-09/18/09	LKHG71A7
		Dilution Factor: 1		Analysis Time..: 13:12	Analyst ID.....: 001637	
		Instrument ID..: I8		MDL.....: 0.064		
Iron	2410 J	50.0	ug/L	SW846 6020	09/10-09/18/09	LKHG71A8
		Dilution Factor: 1		Analysis Time..: 13:12	Analyst ID.....: 001637	
		Instrument ID..: I8		MDL.....: 11.0		
Manganese	290 J	1.0	ug/L	SW846 6020	09/10-09/18/09	LKHG71CA
		Dilution Factor: 1		Analysis Time..: 13:12	Analyst ID.....: 001637	
		Instrument ID..: I8		MDL.....: 0.14		

(Continued on next page)

Tetra Tech NUS, Inc

Client Sample ID: MSA-MW4-090809

DISSOLVED Metals

Lot-Sample #...: A9I090172-013 Matrix.....: WG

PARAMETER	RESULT	REPORTING LIMIT	UNITS	METHOD	PREPARATION-ANALYSIS DATE	WORK ORDER #
Molybdenum	1.8 B	2.0	ug/L	SW846 6020	09/10-09/18/09	LKHG71CC
		Dilution Factor: 1		Analysis Time..: 13:12	Analyst ID.....: 001637	
		Instrument ID..: I8		MDL.....: 0.20		
Nickel	6.2 J	2.0	ug/L	SW846 6020	09/10-09/18/09	LKHG71CD
		Dilution Factor: 1		Analysis Time..: 13:12	Analyst ID.....: 001637	
		Instrument ID..: I8		MDL.....: 0.10		
Lead	0.79 B,J	1.0	ug/L	SW846 6020	09/10-09/18/09	LKHG71A9
		Dilution Factor: 1		Analysis Time..: 13:12	Analyst ID.....: 001637	
		Instrument ID..: I8		MDL.....: 0.034		
Antimony	0.26 B	2.0	ug/L	SW846 6020	09/10-09/18/09	LKHG71A1
		Dilution Factor: 1		Analysis Time..: 13:12	Analyst ID.....: 001637	
		Instrument ID..: I8		MDL.....: 0.055		
Selenium	ND	5.0	ug/L	SW846 6020	09/10-09/18/09	LKHG71CE
		Dilution Factor: 1		Analysis Time..: 13:12	Analyst ID.....: 001637	
		Instrument ID..: I8		MDL.....: 0.14		
Thallium	ND	1.0	ug/L	SW846 6020	09/10-09/18/09	LKHG71CG
		Dilution Factor: 1		Analysis Time..: 13:12	Analyst ID.....: 001637	
		Instrument ID..: I8		MDL.....: 0.12		
Vanadium	0.60 B	20.0	ug/L	SW846 6020	09/10-09/18/09	LKHG71CH
		Dilution Factor: 1		Analysis Time..: 13:12	Analyst ID.....: 001637	
		Instrument ID..: I8		MDL.....: 0.60		
Zinc	33.5 J	20.0	ug/L	SW846 6020	09/10-09/18/09	LKHG71CJ
		Dilution Factor: 1		Analysis Time..: 13:12	Analyst ID.....: 001637	
		Instrument ID..: I8		MDL.....: 0.85		
Mercury	ND	0.20	ug/L	SW846 7470A	09/10/09	LKHG71CL
		Dilution Factor: 1		Analysis Time..: 18:13	Analyst ID.....: 001576	
		Instrument ID..: H4		MDL.....: 0.10		

NOTE(S):

B Estimated result. Result is less than RL.

J Method blank contamination. The associated method blank contains the target analyte at a reportable level.

Tetra Tech NUS, Inc

Client Sample ID: MSA-MW5-090809

DISSOLVED Metals

Lot-Sample #...: A9I090172-009 Matrix.....: WG
Date Sampled...: 09/08/09 17:10 Date Received..: 09/09/09

PARAMETER	RESULT	REPORTING LIMIT	UNITS	METHOD	PREPARATION-ANALYSIS DATE	WORK ORDER #
Prep Batch #...: 9253016						
Silver	ND	1.0	ug/L	SW846 6020	09/10-09/18/09	LKHGX1CF
		Dilution Factor: 1		Analysis Time..: 12:32	Analyst ID.....: 001637	
		Instrument ID..: I8		MDL.....: 0.033		
Arsenic	**1.4 B**	**5.0**	**ug/L**	**SW846 6020**	**09/10-09/18/09**	**LKHGX1AP**
		Dilution Factor: 1		Analysis Time..: 12:32	Analyst ID.....: 001637	
		Instrument ID..: I8		MDL.....: 0.21		
Barium	**17.8 J**	**1.0**	**ug/L**	**SW846 6020**	**09/10-09/18/09**	**LKHGX1AQ**
		Dilution Factor: 1		Analysis Time..: 12:32	Analyst ID.....: 001637	
		Instrument ID..: I8		MDL.....: 0.052		
Beryllium	ND	1.0	ug/L	SW846 6020	09/10-09/18/09	LKHGX1AR
		Dilution Factor: 1		Analysis Time..: 12:32	Analyst ID.....: 001637	
		Instrument ID..: I8		MDL.....: 0.037		
Cadmium	ND	1.0	ug/L	SW846 6020	09/10-09/18/09	LKHGX1AT
		Dilution Factor: 1		Analysis Time..: 12:32	Analyst ID.....: 001637	
		Instrument ID..: I8		MDL.....: 0.027		
Cobalt	**0.12 B**	**1.0**	**ug/L**	**SW846 6020**	**09/10-09/18/09**	**LKHGX1AU**
		Dilution Factor: 1		Analysis Time..: 12:32	Analyst ID.....: 001637	
		Instrument ID..: I8		MDL.....: 0.033		
Chromium	**0.41 B,J**	**2.0**	**ug/L**	**SW846 6020**	**09/10-09/18/09**	**LKHGX1CK**
		Dilution Factor: 1		Analysis Time..: 12:32	Analyst ID.....: 001637	
		Instrument ID..: I8		MDL.....: 0.066		
Copper	**0.30 B,J**	**2.0**	**ug/L**	**SW846 6020**	**09/10-09/18/09**	**LKHGX1AV**
		Dilution Factor: 1		Analysis Time..: 12:32	Analyst ID.....: 001637	
		Instrument ID..: I8		MDL.....: 0.064		
Iron	**21700 J**	**50.0**	**ug/L**	**SW846 6020**	**09/10-09/18/09**	**LKHGX1AW**
		Dilution Factor: 1		Analysis Time..: 12:32	Analyst ID.....: 001637	
		Instrument ID..: I8		MDL.....: 11.0		
Manganese	**1620 J**	**1.0**	**ug/L**	**SW846 6020**	**09/10-09/18/09**	**LKHGX1CA**
		Dilution Factor: 1		Analysis Time..: 12:32	Analyst ID.....: 001637	
		Instrument ID..: I8		MDL.....: 0.14		

(Continued on next page)

Tetra Tech NUS, Inc

Client Sample ID: MSA-MW5-090809

DISSOLVED Metals

Lot-Sample #...: A9I090172-009 Matrix.....: WG

PARAMETER	RESULT	REPORTING LIMIT	UNITS	METHOD	PREPARATION-ANALYSIS DATE	WORK ORDER #
Molybdenum	2.5	2.0	ug/L	SW846 6020	09/10-09/18/09	LKHGX1CC
		Dilution Factor: 1		Analysis Time..: 12:32	Analyst ID.....: 001637	
		Instrument ID..: I8		MDL.....: 0.20		
Nickel	0.85 B,J	2.0	ug/L	SW846 6020	09/10-09/18/09	LKHGX1CD
		Dilution Factor: 1		Analysis Time..: 12:32	Analyst ID.....: 001637	
		Instrument ID..: I8		MDL.....: 0.10		
Lead	0.15 B,J	1.0	ug/L	SW846 6020	09/10-09/18/09	LKHGX1AX
		Dilution Factor: 1		Analysis Time..: 12:32	Analyst ID.....: 001637	
		Instrument ID..: I8		MDL.....: 0.034		
Antimony	0.056 B	2.0	ug/L	SW846 6020	09/10-09/18/09	LKHGX1AN
		Dilution Factor: 1		Analysis Time..: 12:32	Analyst ID.....: 001637	
		Instrument ID..: I8		MDL.....: 0.055		
Selenium	0.31 B	5.0	ug/L	SW846 6020	09/10-09/18/09	LKHGX1CE
		Dilution Factor: 1		Analysis Time..: 12:32	Analyst ID.....: 001637	
		Instrument ID..: I8		MDL.....: 0.14		
Thallium	ND	1.0	ug/L	SW846 6020	09/10-09/18/09	LKHGX1CG
		Dilution Factor: 1		Analysis Time..: 12:32	Analyst ID.....: 001637	
		Instrument ID..: I8		MDL.....: 0.12		
Vanadium	0.97 B	20.0	ug/L	SW846 6020	09/10-09/18/09	LKHGX1CH
		Dilution Factor: 1		Analysis Time..: 12:32	Analyst ID.....: 001637	
		Instrument ID..: I8		MDL.....: 0.60		
Zinc	3.7 B,J	20.0	ug/L	SW846 6020	09/10-09/18/09	LKHGX1CJ
		Dilution Factor: 1		Analysis Time..: 12:32	Analyst ID.....: 001637	
		Instrument ID..: I8		MDL.....: 0.85		
Mercury	ND	0.20	ug/L	SW846 7470A	09/10/09	LKHGX1CL
		Dilution Factor: 1		Analysis Time..: 18:36	Analyst ID.....: 001576	
		Instrument ID..: H4		MDL.....: 0.10		

NOTE(S):

B Estimated result. Result is less than RL.

J Method blank contamination. The associated method blank contains the target analyte at a reportable level.

Tetra Tech NUS, Inc

Client Sample ID: MSA-MW6-090809

DISSOLVED Metals

Lot-Sample #...: A9I090172-007 Matrix.....: WG
Date Sampled...: 09/08/09 11:55 Date Received..: 09/09/09

PARAMETER	RESULT	REPORTING LIMIT	UNITS	METHOD	PREPARATION-ANALYSIS DATE	WORK ORDER #
Prep Batch #...: 9253016						
Silver	ND	1.0	ug/L	SW846 6020	09/10-09/18/09	LKHGR1CF
		Dilution Factor: 1		Analysis Time..: 12:16	Analyst ID.....: 001637	
		Instrument ID..: I8		MDL.....: 0.033		
Arsenic	2.9 B	5.0	ug/L	SW846 6020	09/10-09/18/09	LKHGR1A2
		Dilution Factor: 1		Analysis Time..: 12:16	Analyst ID.....: 001637	
		Instrument ID..: I8		MDL.....: 0.21		
Barium	9.2 J	1.0	ug/L	SW846 6020	09/10-09/18/09	LKHGR1A3
		Dilution Factor: 1		Analysis Time..: 12:16	Analyst ID.....: 001637	
		Instrument ID..: I8		MDL.....: 0.052		
Beryllium	0.35 B	1.0	ug/L	SW846 6020	09/10-09/18/09	LKHGR1A4
		Dilution Factor: 1		Analysis Time..: 12:16	Analyst ID.....: 001637	
		Instrument ID..: I8		MDL.....: 0.037		
Cadmium	0.82 B	1.0	ug/L	SW846 6020	09/10-09/18/09	LKHGR1A5
		Dilution Factor: 1		Analysis Time..: 12:16	Analyst ID.....: 001637	
		Instrument ID..: I8		MDL.....: 0.027		
Cobalt	57.2	1.0	ug/L	SW846 6020	09/10-09/18/09	LKHGR1A6
		Dilution Factor: 1		Analysis Time..: 12:16	Analyst ID.....: 001637	
		Instrument ID..: I8		MDL.....: 0.033		
Chromium	0.56 B,J	2.0	ug/L	SW846 6020	09/10-09/18/09	LKHGR1CK
		Dilution Factor: 1		Analysis Time..: 12:16	Analyst ID.....: 001637	
		Instrument ID..: I8		MDL.....: 0.066		
Copper	1.1 B,J	2.0	ug/L	SW846 6020	09/10-09/18/09	LKHGR1A7
		Dilution Factor: 1		Analysis Time..: 12:16	Analyst ID.....: 001637	
		Instrument ID..: I8		MDL.....: 0.064		
Iron	92500 J	50.0	ug/L	SW846 6020	09/10-09/18/09	LKHGR1A8
		Dilution Factor: 1		Analysis Time..: 12:16	Analyst ID.....: 001637	
		Instrument ID..: I8		MDL.....: 11.0		
Manganese	12600 J	5.0	ug/L	SW846 6020	09/10-09/18/09	LKHGR1CA
		Dilution Factor: 5		Analysis Time..: 18:40	Analyst ID.....: 001637	
		Instrument ID..: I8		MDL.....: 0.70		

(Continued on next page)

Tetra Tech NUS, Inc

Client Sample ID: MSA-MW6-090809

DISSOLVED Metals

Lot-Sample #...: A9I090172-007 Matrix.....: WG

PARAMETER	RESULT	REPORTING LIMIT	UNITS	METHOD	PREPARATION-ANALYSIS DATE	WORK ORDER #
Molybdenum	ND	2.0	ug/L	SW846 6020	09/10-09/18/09	LKHGR1CC
		Dilution Factor: 1		Analysis Time..: 12:16	Analyst ID.....: 001637	
		Instrument ID..: I8		MDL.....: 0.20		
Nickel	**20.1 J**	**2.0**	**ug/L**	**SW846 6020**	**09/10-09/18/09**	**LKHGR1CD**
		Dilution Factor: 1		Analysis Time..: 12:16	Analyst ID.....: 001637	
		Instrument ID..: I8		MDL.....: 0.10		
Lead	**0.17 B,J**	**1.0**	**ug/L**	**SW846 6020**	**09/10-09/18/09**	**LKHGR1A9**
		Dilution Factor: 1		Analysis Time..: 12:16	Analyst ID.....: 001637	
		Instrument ID..: I8		MDL.....: 0.034		
Antimony	ND	2.0	ug/L	SW846 6020	09/10-09/18/09	LKHGR1A1
		Dilution Factor: 1		Analysis Time..: 12:16	Analyst ID.....: 001637	
		Instrument ID..: I8		MDL.....: 0.055		
Selenium	**3.1 B**	**5.0**	**ug/L**	**SW846 6020**	**09/10-09/18/09**	**LKHGR1CE**
		Dilution Factor: 1		Analysis Time..: 12:16	Analyst ID.....: 001637	
		Instrument ID..: I8		MDL.....: 0.14		
Thallium	**0.13 B**	**1.0**	**ug/L**	**SW846 6020**	**09/10-09/18/09**	**LKHGR1CG**
		Dilution Factor: 1		Analysis Time..: 12:16	Analyst ID.....: 001637	
		Instrument ID..: I8		MDL.....: 0.12		
Vanadium	**2.1 B**	**20.0**	**ug/L**	**SW846 6020**	**09/10-09/18/09**	**LKHGR1CH**
		Dilution Factor: 1		Analysis Time..: 12:16	Analyst ID.....: 001637	
		Instrument ID..: I8		MDL.....: 0.60		
Zinc	**68.0 J**	**20.0**	**ug/L**	**SW846 6020**	**09/10-09/18/09**	**LKHGR1CJ**
		Dilution Factor: 1		Analysis Time..: 12:16	Analyst ID.....: 001637	
		Instrument ID..: I8		MDL.....: 0.85		
Mercury	ND	0.20	ug/L	SW846 7470A	09/10/09	LKHGR1CL
		Dilution Factor: 1		Analysis Time..: 18:29	Analyst ID.....: 001576	
		Instrument ID..: H4		MDL.....: 0.10		

NOTE(S):

B Estimated result. Result is less than RL.

J Method blank contamination. The associated method blank contains the target analyte at a reportable level.

Tetra Tech NUS, Inc

Client Sample ID: DMW11I-090809

General Chemistry

Lot-Sample #...: A9I090172-010 **Work Order #...:** LKHG1 **Matrix.....:** WG
Date Sampled...: 09/08/09 11:07 **Date Received..:** 09/09/09

PARAMETER	RESULT	RL	UNITS	METHOD	PREPARATION-ANALYSIS DATE	PREP BATCH #
Hexavalent Chromium	ND	0.02	mg/L	SW846 7196A	09/09/09	9252403

Dilution Factor: 1 MDL.....: 0.002

Tetra Tech NUS, Inc

Client Sample ID: DMW11S-090809

General Chemistry

Lot-Sample #...: A9I090172-011 **Work Order #...:** LKHG3 **Matrix.....:** WG
Date Sampled...: 09/08/09 12:30 **Date Received..:** 09/09/09

PARAMETER	RESULT	RL	UNITS	METHOD	PREPARATION-ANALYSIS DATE	PREP BATCH #
Hexavalent Chromium	0.01 B	0.02	mg/L	SW846 7196A	09/09/09	9252403

Dilution Factor: 1 MDL.....: 0.002

NOTE(S):

RL Reporting Limit

B Estimated result. Result is less than RL.

Tetra Tech NUS, Inc

Client Sample ID: MSA-DMW1S-090809

General Chemistry

Lot-Sample #...: A9I090172-008 Work Order #...: LKHGV Matrix.....: WG
Date Sampled...: 09/08/09 14:00 Date Received..: 09/09/09

PARAMETER	RESULT	RL	UNITS	METHOD	PREPARATION-ANALYSIS DATE	PREP BATCH #
Hexavalent Chromium	ND	0.02	mg/L	SW846 7196A	09/09/09	9252403

Dilution Factor: 1 MDL.....: 0.002

Tetra Tech NUS, Inc

Client Sample ID: MSA-DMW3D-090809

General Chemistry

Lot-Sample #...: A9I090172-001 **Work Order #...:** LKHFD **Matrix.....:** WG
Date Sampled...: 09/08/09 09:35 **Date Received..:** 09/09/09

PARAMETER	RESULT	RL	UNITS	METHOD	PREPARATION-ANALYSIS DATE	PREP BATCH #
Hexavalent Chromium	ND	0.02	mg/L	SW846 7196A	09/09/09	9252403

Dilution Factor: 1 MDL.....: 0.002

Tetra Tech NUS, Inc

Client Sample ID: MSA-DMW5I-090809

General Chemistry

Lot-Sample #...: A9I090172-004 **Work Order #...:** LKHGM **Matrix.....:** WG
Date Sampled...: 09/08/09 14:35 **Date Received..:** 09/09/09

PARAMETER	RESULT	RL	UNITS	METHOD	PREPARATION-ANALYSIS DATE	PREP BATCH #
Hexavalent Chromium	ND	0.02	mg/L	SW846 7196A	09/09/09	9252403

Dilution Factor: 1 MDL.....: 0.002

Tetra Tech NUS, Inc

Client Sample ID: MSA-MW14D-090809

General Chemistry

Lot-Sample #...: A9I090172-003 **Work Order #...:** LKHGC **Matrix.....:** WG
Date Sampled...: 09/08/09 11:50 **Date Received..:** 09/09/09

PARAMETER	RESULT	RL	UNITS	METHOD	PREPARATION-ANALYSIS DATE	PREP BATCH #
Hexavalent Chromium	ND	0.02	mg/L	SW846 7196A	09/09/09	9252403

Dilution Factor: 1 MDL.....: 0.002

Tetra Tech NUS, Inc

Client Sample ID: MSA-MW14I-090809

General Chemistry

Lot-Sample #...: A9I090172-002 Work Order #...: LKHFT Matrix.....: WG
Date Sampled...: 09/08/09 12:55 Date Received..: 09/09/09

PARAMETER	RESULT	RL	UNITS	METHOD	PREPARATION-ANALYSIS DATE	PREP BATCH #
Chloride	23.3 J	1.0	mg/L	MCAWW 300.0A	09/09/09	9253116
		Dilution Factor: 1		MDL.....: 0.10		
Dissolved Organic Carbon	10	1	mg/L	SW846 9060	09/14/09	9257226
		Dilution Factor: 1		MDL.....: 0.2		
Hexavalent Chromium	0.003 B	0.02	mg/L	SW846 7196A	09/09/09	9252403
		Dilution Factor: 1		MDL.....: 0.002		
Nitrate as N	ND	0.10	mg/L	MCAWW 300.0A	09/09/09	9253122
		Dilution Factor: 1		MDL.....: 0.023		
Nitrite as N	ND	0.10	mg/L	MCAWW 300.0A	09/09/09	9253123
		Dilution Factor: 1		MDL.....: 0.012		
Phosphate as P, Ortho	ND	0.50	mg/L	MCAWW 300.0A	09/09/09	9253124
		Dilution Factor: 1		MDL.....: 0.044		
Sulfate	649 J	5.0	mg/L	MCAWW 300.0A	09/09/09	9253115
		Dilution Factor: 5		MDL.....: 0.60		
Total Alkalinity	110 J	5.0	mg/L	MCAWW 310.1	09/12/09	9257339
		Dilution Factor: 1		MDL.....: 1.1		
Total Dissolved Solids	1100	10	mg/L	MCAWW 160.1	09/12-09/14/09	9255021
		Dilution Factor: 1		MDL.....: 3.1		

NOTE(S):

RL Reporting Limit

J Method blank contamination. The associated method blank contains the target analyte at a reportable level.

B Estimated result. Result is less than RL.

Tetra Tech NUS, Inc

Client Sample ID: MSA-MW3-090809

General Chemistry

Lot-Sample #...: A9I090172-012 Work Order #...: LKHG6 Matrix.....: WG
Date Sampled...: 09/08/09 14:13 Date Received..: 09/09/09

PARAMETER	RESULT	RL	UNITS	METHOD	PREPARATION-ANALYSIS DATE	PREP BATCH #
Hexavalent Chromium	0.006 B	0.02	mg/L	SW846 7196A	09/09/09	9252403

Dilution Factor: 1 MDL.....: 0.002

NOTE(S):

RL Reporting Limit

B Estimated result. Result is less than RL.

Tetra Tech NUS, Inc

Client Sample ID: MSA-MW4-090809

General Chemistry

Lot-Sample #...: A9I090172-013 **Work Order #...:** LKHG7 **Matrix.....:** WG
Date Sampled...: 09/08/09 17:32 **Date Received..:** 09/09/09

PARAMETER	RESULT	RL	UNITS	METHOD	PREPARATION-ANALYSIS DATE	PREP BATCH #
Hexavalent Chromium	ND	0.02	mg/L	SW846 7196A	09/09/09	9252403

Dilution Factor: 1 MDL.....: 0.002

Tetra Tech NUS, Inc

Client Sample ID: MSA-MW5-090809

General Chemistry

Lot-Sample #...: A9I090172-009 **Work Order #...:** LKHGX **Matrix.....:** WG
Date Sampled...: 09/08/09 17:10 **Date Received..:** 09/09/09

PARAMETER	RESULT	RL	UNITS	METHOD	PREPARATION-ANALYSIS DATE	PREP BATCH #
Hexavalent Chromium	ND	0.02	mg/L	SW846 7196A	09/09/09	9252403

Dilution Factor: 1 MDL.....: 0.002

Tetra Tech NUS, Inc

Client Sample ID: MSA-MW6-090809

General Chemistry

Lot-Sample #...: A9I090172-007 Work Order #...: LKHGR Matrix.....: WG
Date Sampled...: 09/08/09 11:55 Date Received..: 09/09/09

PARAMETER	RESULT	RL	UNITS	METHOD	PREPARATION-ANALYSIS DATE	PREP BATCH #
Hexavalent Chromium	0.008 B	0.02	mg/L	SW846 7196A	09/09/09	9252403

Dilution Factor: 1 MDL.....: 0.002

NOTE(S):

RL Reporting Limit

B Estimated result. Result is less than RL.

Tetra Tech NUS, Inc

Client Sample ID: DMW11I-090809

Dissolved HPLC - Mass. Spec.

Lot-Sample #...:	A9I090172-010	**Work Order #...:**	LKHG11CQ	**Matrix.....:**	WG
Date Sampled...:	09/08/09 11:07	**Date Received..:**	09/09/09		
Prep Date.....:	09/15/09	**Analysis Date..:**	09/16/09		
Prep Batch #...:	9258425				
Dilution Factor:	1	**Method.....:**	SW846 6850		

PARAMETER	RESULT	REPORTING LIMIT	UNITS	MDL
Perchlorate	ND	0.50	ug/L	0.082

Tetra Tech NUS, Inc

Client Sample ID: DMW11S-090809

Dissolved HPLC - Mass. Spec.

Lot-Sample #...:	A9I090172-011	**Work Order #...:**	LKHG31CQ	**Matrix.....:**	WG
Date Sampled...:	09/08/09 12:30	**Date Received..:**	09/09/09		
Prep Date.....:	09/15/09	**Analysis Date..:**	09/16/09		
Prep Batch #...:	9258425				
Dilution Factor:	1	**Method.....:**	SW846 6850		

PARAMETER	RESULT	REPORTING LIMIT	UNITS	MDL
Perchlorate	ND	0.50	ug/L	0.082

Tetra Tech NUS, Inc

Client Sample ID: MSA-DMW1S-090809

Dissolved HPLC - Mass. Spec.

Lot-Sample #...:	A9I090172-008	**Work Order #...:**	LKHGV1CQ	**Matrix.....:**	WG
Date Sampled...:	09/08/09 14:00	**Date Received..:**	09/09/09		
Prep Date.....:	09/15/09	**Analysis Date..:**	09/16/09		
Prep Batch #...:	9258425				
Dilution Factor:	1	**Method.....:**	SW846 6850		

PARAMETER	RESULT	REPORTING LIMIT	UNITS	MDL
Perchlorate	ND	0.50	ug/L	0.082

Tetra Tech NUS, Inc

Client Sample ID: MSA-DMW3D-090809

Dissolved HPLC - Mass. Spec.

Lot-Sample #...:	A9I090172-001	**Work Order #...:**	LKHFD1CN	**Matrix.....:**	WG
Date Sampled...:	09/08/09 09:35	**Date Received..:**	09/09/09		
Prep Date.....:	09/15/09	**Analysis Date..:**	09/16/09		
Prep Batch #...:	9258425				
Dilution Factor:	1	**Method.....:**	SW846 6850		

PARAMETER	RESULT	REPORTING LIMIT	UNITS	MDL
Perchlorate	ND	0.50	ug/L	0.082

Tetra Tech NUS, Inc

Client Sample ID: MSA-DMW5I-090809

Dissolved HPLC - Mass. Spec.

Lot-Sample #...:	A9I090172-004	**Work Order #...:**	LKHGM1CN	**Matrix.....:**	WG
Date Sampled...:	09/08/09 14:35	**Date Received..:**	09/09/09		
Prep Date.....:	09/15/09	**Analysis Date..:**	09/16/09		
Prep Batch #...:	9258425				
Dilution Factor:	1	**Method.....:**	SW846 6850		

PARAMETER	RESULT	REPORTING LIMIT	UNITS	MDL
Perchlorate	ND	0.50	ug/L	0.082

Tetra Tech NUS, Inc

Client Sample ID: MSA-MW14D-090809

Dissolved HPLC - Mass. Spec.

Lot-Sample #...:	A9I090172-003	**Work Order #...:**	LKHGC1CN	**Matrix.....:**	WG
Date Sampled...:	09/08/09 11:50	**Date Received..:**	09/09/09		
Prep Date.....:	09/15/09	**Analysis Date..:**	09/16/09		
Prep Batch #...:	9258425				
Dilution Factor:	1	**Method.....:**	SW846 6850		

PARAMETER	RESULT	REPORTING LIMIT	UNITS	MDL
Perchlorate	ND	0.50	ug/L	0.082

Tetra Tech NUS, Inc

Client Sample ID: MSA-MW14I-090809

Dissolved HPLC - Mass. Spec.

Lot-Sample #...:	A9I090172-002	**Work Order #...:**	LKHFT1C0	**Matrix.....:**	WG
Date Sampled...:	09/08/09 12:55	**Date Received..:**	09/09/09		
Prep Date.....:	09/15/09	**Analysis Date..:**	09/16/09		
Prep Batch #...:	9258425				
Dilution Factor:	1	**Method.....:**	SW846 6850		

PARAMETER	RESULT	REPORTING LIMIT	UNITS	MDL
Perchlorate	ND	0.50	ug/L	0.082

Tetra Tech NUS, Inc

Client Sample ID: MSA-MW3-090809

Dissolved HPLC - Mass. Spec.

Lot-Sample #...:	A9I090172-012	**Work Order #...:**	LKHG61CQ	**Matrix.....:**	WG
Date Sampled...:	09/08/09 14:13	**Date Received..:**	09/09/09		
Prep Date.....:	09/15/09	**Analysis Date..:**	09/16/09		
Prep Batch #...:	9258425				
Dilution Factor:	1	**Method.....:**	SW846 6850		

PARAMETER	RESULT	REPORTING LIMIT	UNITS	MDL
Perchlorate	ND	0.50	ug/L	0.082

Tetra Tech NUS, Inc

Client Sample ID: MSA-MW4-090809

Dissolved HPLC - Mass. Spec.

Lot-Sample #...:	A9I090172-013	**Work Order #...:**	LKHG71CQ	**Matrix.....:**	WG
Date Sampled...:	09/08/09 17:32	**Date Received..:**	09/09/09		
Prep Date.....:	09/15/09	**Analysis Date..:**	09/16/09		
Prep Batch #...:	9258425				
Dilution Factor:	1	**Method.....:**	SW846 6850		

PARAMETER	RESULT	REPORTING LIMIT	UNITS	MDL
Perchlorate	ND	0.50	ug/L	0.082

Tetra Tech NUS, Inc

Client Sample ID: MSA-MW5-090809

Dissolved HPLC - Mass. Spec.

Lot-Sample #...:	A9I090172-009	**Work Order #...:**	LKHGX1CQ	**Matrix.....:**	WG
Date Sampled...:	09/08/09 17:10	**Date Received..:**	09/09/09		
Prep Date.....:	09/15/09	**Analysis Date..:**	09/16/09		
Prep Batch #...:	9258425				
Dilution Factor:	1	**Method.....:**	SW846 6850		

PARAMETER	RESULT	REPORTING LIMIT	UNITS	MDL
Perchlorate	ND	0.50	ug/L	0.082

Tetra Tech NUS, Inc

Client Sample ID: MSA-MW6-090809

Dissolved HPLC - Mass. Spec.

Lot-Sample #...:	A9I090172-007	**Work Order #...:**	LKHGR1CQ	**Matrix.....:**	WG
Date Sampled...:	09/08/09 11:55	**Date Received..:**	09/09/09		
Prep Date.....:	09/15/09	**Analysis Date..:**	09/16/09		
Prep Batch #...:	9258425				
Dilution Factor:	1	**Method.....:**	SW846 6850		

PARAMETER	RESULT	REPORTING LIMIT	UNITS	MDL
Perchlorate	ND	0.50	ug/L	0.082

Appendix C

Support Documentation

SAMPLE SUMMARY

9I09172 : A9I090172

WO #	SAMPLE#	CLIENT SAMPLE ID	SAMPLED DATE	SAMP TIME
LKHFD	001	MSA-DMW3D-090809	09/08/09	09:35
LKHFT	002	MSA-MW14I-090809	09/08/09	12:55
LKHGC	003	MSA-MW14D-090809	09/08/09	11:50
LKHGM	004	MSA-DMW5I-090809	09/08/09	14:35
LKHGN	005	TB-090809-01	09/08/09	
LKHGP	006	MSA-DMW2S-090809	09/08/09	09:50
LKHGR	007	MSA-MW6-090809	09/08/09	11:55
LKHGV	008	MSA-DMW1S-090809	09/08/09	14:00
LKHGX	009	MSA-MW5-090809	09/08/09	17:10
LKHG1	010	DMW11I-090809	09/08/09	11:07
LKHG3	011	DMW11S-090809	09/08/09	12:30
LKHG6	012	MSA-MW3-090809	09/08/09	14:13
LKHG7	013	MSA-MW4-090809	09/08/09	17:32

NOTE(S):

- The analytical results of the samples listed above are presented on the following pages.
- All calculations are performed before rounding to avoid round-off errors in calculated results.
- Results noted as "ND" were not detected at or above the stated limit.
- This report must not be reproduced, except in full, without the written approval of the laboratory.
- Results for the following parameters are never reported on a dry weight basis: color, corrosivity, density, flashpoint, ignitability, layers, odor, paint filter test, pH, porosity pressure, reactivity, redox potential, specific gravity, spot tests, solids, solubility, temperature, viscosity, and weight.

Chain of Custody Record

Temperature on Receipt _____

Drinking Water? Yes ☐ No ☒

TestAmerica
THE LEADER IN ENVIRONMENTAL TESTING

26

TAL-4124 (1007)

Client: Tetra Tech NUS, Inc	Project Manager: Dev Murali	Date: 9/8/09	Chain of Custody Number: 155186
Address: 20251 Century Blvd Suite 200	Telephone Number (Area Code)/Fax Number: (301) 528-3063	Lab Number:	Page 1 of 2
City: Germantown State: MD Zip Code: 20874	Site Contact: Dawn Markiewicz	Lab Contact:	
Project Name and Location (State): MSA GW Sampling	Carrier/Waybill Number:		
Contract/Purchase Order/Quote No.			

Sample I.D. No. and Description (Containers for each sample may be combined on one line)	Date	Time	Matrix: Air	Aqueous	Sed.	Soil	Containers & Preservatives: Unpres.	H2SO4	HNO3	HCl	NaOH	ZnAc/NaOH
MSA-DMW3D-090809	9/8/09	0935		X			X		X	X		
MSA-MW14I-090809		1255		X			X	X	X	X		
MSA-MW14D-090809		1150		X			X		X	X		
MSA-DMW5I-090809		1435		X			X		X	X		
TB-090809-01				X						X		
MSA-DMW2S-090809		0950		X			X		X	X		
MSA-MW6-090809		1155		X			X		X	X		
MSA-DMW1S-090809		1400		X			X		X	X		
MSA-MW5-090809		1710		X			X		X	X		
[redacted]-DMW11I-090809		1107		X			X		X	X		
DMW11S-090809		1230		X			X		X	X		
MSA-MW3-090809		1413		X			X		X	X		

Analysis (Attach list if more space is needed): VOC+TIC; 1,4-Dioxane; CR(VI); Perchlorate; Total Metals; Dissolved Metals; GRO; DRO; TDS, Alk, Cl, SO4; Dissolved gases; DOC; Fe, K, Mn, Ca, Na, Si, Mg

Special Instructions/ Conditions of Receipt

Possible Hazard Identification: ☒ Non-Hazard ☐ Flammable ☐ Skin Irritant ☐ Poison B ☐ Unknown

Sample Disposal: ☐ Return To Client ☒ Disposal By Lab ☐ Archive For _____ Months (A fee may be assessed if samples are retained longer than 1 month)

QC Requirements (Specify)

Turn Around Time Required: ☐ 24 Hours ☐ 48 Hours ☐ 7 Days ☐ 14 Days ☐ 21 Days ☐ Other _____

	Date	Time		Date	Time
1. Relinquished By	9/8/09	1730	1. Received By	9/9/09	0915
2. Relinquished By			2. Received By		
3. Relinquished By			3. Received By		

Comments

DISTRIBUTION: WHITE - Returned to Client with Report; CANARY - Stays with the Sample; PINK - Field Copy

North Canton

Chain of Custody Record

Temperature on Receipt _____

Drinking Water? Yes☐ No☐

TestAmerica

THE LEADER IN ENVIRONMENTAL TESTING

27

TAL-4124 (1007)

Client: Tetra Tech NUS	Project Manager: Dev Murali	Date: 9-8-09	Chain of Custody Number: 154976
Address: 20251 Century Blvd STE 200	Telephone Number (Area Code)/Fax Number: (301) 528-3063	Lab Number:	Page 2 of 2
City: Germantown / State: MD / Zip Code: 20874	Site Contact: Walt Payn	Lab Contact:	Analysis (Attach list if more space is needed)
Project Name and Location (State): MSA GW Sampling 2009	Carrier/Waybill Number:		Special Instructions/ Conditions of Receipt
Contract/Purchase Order/Quote No.			

Sample I.D. No. and Description (Containers for each sample may be combined on one line)	Date	Time	Matrix: Air	Aqueous	Sed.	Soil	Containers & Preservatives: Unpres.	H2SO4	HNO3	HCl	NaOH	ZnAc/ NaOH	VOCs + TICs	1,4 Dioxane	Geo	Geo	Perchlorate	Hex Cr	Total ppm	Diss ppm
MSA-MW4-090809	9-8-09	1732		X			X		X	X			X	X	X	X	X	X	X	X

Possible Hazard Identification

☐ Non-Hazard ☐ Flammable ☐ Skin Irritant ☐ Poison B ☐ Unknown

Sample Disposal ☐ Return To Client ☐ Disposal By Lab ☐ Archive For _____ Months (A fee may be assessed if samples are retained longer than 1 month)

Turn Around Time Required

☐ 24 Hours ☐ 48 Hours ☐ 7 Days ☐ 14 Days ☐ 21 Days ☐ Other _____

QC Requirements (Specify)

	Date	Time
1. Relinquished By	9-9-09	1930
2. Relinquished By		
3. Relinquished By		

	Date	Time
1. Received By	9/9/09	0915
2. Received By		
3. Received By		

Comments

DISTRIBUTION: WHITE - Returned to Client with Report; CANARY - Stays with the Sample; PINK - Field Copy

North Canton

TestAmerica Cooler Receipt Form/Narrative **Lot Number: A9I090172**

North Canton Facility

Client Tetra Tech Project MSA GW By: (Signature)

Cooler Received on 9/9/09 Opened on 9/9/09

FedEx ☒ UPS ☐ DHL ☐ FAS ☐ Stetson ☐ Client Drop Off ☐ TestAmerica Courier ☐ Other

TestAmerica Cooler # Multiple Coolers ☒ Foam Box ☐ Client Cooler ☐ Other

1. Were custody seals on the outside of the cooler(s)? Yes ☒ No ☐ Intact? Yes ☒ No ☐ NA ☐
   If YES, Quantity 5 Quantity Unsalvageable
   Were custody seals on the outside of cooler(s) signed and dated? Yes ☒ No ☐ NA ☐
   Were custody seals on the bottle(s)? Yes ☐ No ☒
   If YES, are there any exceptions?
2. Shippers' packing slip attached to the cooler(s)? Yes ☒ No ☐
3. Did custody papers accompany the sample(s)? Yes ☒ No ☐ Relinquished by client? Yes ☒ No ☐
4. Were the custody papers signed in the appropriate place? Yes ☒ No ☐
5. Packing material used: Bubble Wrap ☒ Foam ☐ None ☐ Other
6. Cooler temperature upon receipt °C See back of form for multiple coolers/temps ☒
   METHOD: IR ☒ Other ☐
   COOLANT: Wet Ice ☒ Blue Ice ☐ Dry Ice ☐ Water ☐ None ☐
7. Did all bottles arrive in good condition (Unbroken)? Yes ☒ No ☐
8. Could all bottle labels be reconciled with the COC? Yes ☒ No ☐
9. Were sample(s) at the correct pH upon receipt? Yes ☐ No ☒ NA ☐
10. Were correct bottle(s) used for the test(s) indicated? Yes ☒ No ☐
11. Were air bubbles >6 mm in any VOA vials? Yes ☒ No ☐ NA ☐
12. Sufficient quantity received to perform indicated analyses? Yes ☒ No ☐
13. Was a trip blank present in the cooler(s)? Yes ☒ No ☐ Were VOAs on the COC? Yes ☒ No ☐

Contacted PM PJO Date 9/9/09 by via Verbal ☒ Voice Mail ☐ Other ☐

Concerning Bubble in 1x40mL vial for MW5

14. CHAIN OF CUSTODY

The following discrepancies occurred:

15. SAMPLE CONDITION

Sample(s) were received after the recommended holding time had expired.

Sample(s) were received in a broken container.

Sample(s) MW5 (1x40 VOC vial) were received with bubble >6 mm in diameter. (Notify PM)

16. SAMPLE PRESERVATION

Sample(s) MW6 (Diss) MW5 (Total) IS (Diss) 4 (Total) were further preserved in Sample Receiving to meet recommended pH level(s). *Nitric Acid Lot# 031909-HNO_3; Sulfuric Acid Lot# 100108-H_2SO_4; Sodium Hydroxide Lot# 100108 -NaOH; Hydrochloric Acid Lot# 092006-HCl; Sodium Hydroxide and Zinc Acetate Lot# 050205-$(CH_3COO)_2ZN$/NaOH.* What time was preservative added to sample(s)?

Client ID	pH	Date	Initials
3D	<2 <2	9/9/09	
14I	<2 <2 <2		
14D	<2 <2		
5I	<2 <2		
6	<2 <2		
15	<2 <2		
5	<2 <2		
11I	<2 <2		

TestAmerica Cooler Receipt Form/Narrative
North Canton Facility

Client ID	pH	Date	Initials
1 S	<2 <2	9/9/09	9
3	<2 <2	"	"
4	<2 <2	"	"

Cooler #	Temp. °C	Method	Coolant
Client Blue	2.4	IR	Ice
Client Green	4.1	"	"
241-823	3.3	"	"
2002703	2.2	"	"

Discrepancies Cont'd:

CASE NARRATIVE

9I09172

The following report contains the analytical results for twelve water samples and one quality control sample submitted to TestAmerica North Canton by Tetra Tech NUS, Inc. from the MSA GW Sampling Site, project number 112IC02298. The samples were received September 09, 2009, according to documented sample acceptance procedures.

The 6010B Metals analysis was performed at the TestAmerica Pittsburgh laboratory.

The 6850 Perchlorate analysis was performed at the TestAmerica West Sacramento laboratory. Refer to TestAmerica West Sacramento narrative included in their data package for additional information.

TestAmerica utilizes USEPA approved methods in all analytical work. The samples presented in this report were analyzed for the parameter(s) listed on the analytical methods summary page in accordance with the method(s) indicated. A summary of QC data for these analyses is included at the back of the report.

TestAmerica North Canton attests to the validity of the laboratory data generated by TestAmerica facilities reported herein. All analyses performed by TestAmerica facilities were done using established laboratory SOPs that incorporate QA/QC procedures described in the applicable methods. TestAmerica's operations groups have reviewed the data for compliance with the laboratory QA/QC plan, and data have been found to be compliant with laboratory protocols unless otherwise noted below.

The test results in this report meet all NELAP requirements for parameters for which accreditation is required or available. Any exceptions to NELAP requirements are noted in this report. Pursuant to NELAP, this report may not be reproduced, except in full, without the written approval of the laboratory.

All parameters were evaluated to the method detection limit and include qualified results where applicable.

Please refer to the Quality Control Elements Narrative following this case narrative for additional quality control information.

If you have any questions, please call the Project Manager, Patrick J. O'Meara, at 330-497-9396.

This report is sequentially paginated. The final page of the report is labeled as "END OF REPORT."

CASE NARRATIVE (continued)

DISSOLVED GASES/RSK (continued)

Sample(s) MSA-MW14I-090809 was reanalyzed due failure of the associated LCS for Methane.

For batch(es) 9264104, due to an inconsistent regulator, the gas standards used for generating the primary source and secondary source are not compatible. The second source ICV passes nominally, but the primary source is being used for continuing calibration, batch QC spikes and matrix spikes until the problem is resolved.

The incorrect ICAL was used to process sample(s) MSA-MW14I-090809. When the correct ICAL was used, the LCS failed to meet acceptance criteria for Methane and this sample had positive results for Methane. The sample was reanalyzed outside of the recommended holding time and both sets of data are reported.

PURGEABLE PETROLEUM HYDROCARBONS-8015

The sample(s) that contain results between the MDL and the RL were flagged with "J". There is a possibility of false positive or mis-identification at these quantitation levels. In analytical methods requiring confirmation of the analyte reported, confirmation was performed only down to the standard reporting limit (SRL). The acceptance criteria for QC samples may not be met at these quantitation levels.

EXTRACTABLE PETROLEUM HYDROCARBONS-8015

The sample(s) that contained concentrations of target analyte(s) at a reportable level in the associated Method Blank(s) were flagged with "B". All target analytes in the Method Blank must be below the reporting limit (RL) or the associated sample(s) must be ND with the exception of common laboratory contaminants.

The sample(s) that contain results between the MDL and the RL were flagged with "J". There is a possibility of false positive or mis-identification at these quantitation levels. In analytical methods requiring confirmation of the analyte reported, confirmation was performed only down to the standard reporting limit (SRL). The acceptance criteria for QC samples may not be met at these quantitation levels.

METALS

The sample(s) that contain results between the MDL and the RL were flagged with "B". There is the possibility of false positive or mis-identification at these quantitation levels. The acceptance criteria for the ICB, CCB, and Method Blank are +/- the standard reporting limit (SRL).

CASE NARRATIVE (continued)

METALS (continued)

The sample(s) that contained concentrations of target analyte(s) at a reportable level in the associated Method Blank(s) were flagged with "J". Refer to the sample report pages for the affected analyte(s).

Matrix spike recovery and relative percent difference (RPD) data were not calculated for some analytes for MSA-MW14I-090809 due to the sample concentration reading greater than four times the spike amount. See the Matrix Spike Report for the affected analytes which will be flagged with "NC, MSB".

The matrix spike/matrix spike duplicate(s) for MSA-MW14I-090809 had recoveries outside acceptance limits. However, since the associated method blank(s) and laboratory control sample(s) were in control, no corrective action was necessary.

No ICP MS Form IX was provided for batch(es) 9253013 and 9253014. The serial dilutions were performed on a different sample from the same QC batch(es).

GENERAL CHEMISTRY

The sample(s) that contain results between the MDL and the RL were flagged with "B". There is the possibility of false positive or mis-identification at these quantitation levels. The acceptance criteria for the ICB, CCB, and Method Blank are +/- the standard reporting limit (SRL).

The sample(s) that contained concentrations of target analyte(s) at a reportable level in the associated Method Blank(s) were flagged with "J". Refer to the sample report pages for the affected analytes(s).

HOLDTIME

SDG 9I09172

SORT	UNITS	NSAMPLE	LAB_ID	QC_TYPE	SAMP_DATE	EXTR_DATE	ANAL_DATE	SMP_EXTR	EXTR_ANL	SMP_ANL
HG	UG/L	MSA-MW5-090809	A9I090172009	NM	9/8/2009	9/10/2009	9/10/2009	1.701	0.357	2.058
HG	UG/L	MSA-MW6-090809	A9I090172007	NM	9/8/2009	9/10/2009	9/10/2009	1.920	0.352	2.272
HG	UG/L	MSA-MW4-090809	A9I090172013	NM	9/8/2009	9/10/2009	9/10/2009	1.686	0.342	2.028
HG	UG/L	MSA-MW3-090809	A9I090172012	NM	9/8/2009	9/10/2009	9/10/2009	1.824	0.34	2.164
HG	UG/L	MSA-MW14I-090809	A9I090172002	NM	9/8/2009	9/10/2009	9/10/2009	1.878	0.327	2.206
HG	UG/L	MSA-MW14D-090809	A9I090172003	NM	9/8/2009	9/10/2009	9/10/2009	1.924	0.345	2.269
HG	UG/L	MSA-DMW3D-090809	A9I090172001	NM	9/8/2009	9/10/2009	9/10/2009	2.017	0.321	2.338
HG	UG/L	MSA-DMW1S-090809	A9I090172008	NM	9/8/2009	9/10/2009	9/10/2009	1.833	0.355	2.188
HG	UG/L	DMW11S-090809	A9I090172011	NM	9/8/2009	9/10/2009	9/10/2009	1.896	0.337	2.233
HG	UG/L	DMW11I-090809	A9I090172010	NM	9/8/2009	9/10/2009	9/11/2009	1.953	1.103	3.056
HG	UG/L	MSA-DMW5I-090809	A9I090172004	NM	9/8/2009	9/10/2009	9/10/2009	1.809	0.349	2.158
M	UG/L	DMW11S-090809	A9I090172011	NM	9/8/2009	9/10/2009	9/18/2009	1.896	8.119	10.02
M	UG/L	MSA-MW6-090809	A9I090172007	NM	9/8/2009	9/10/2009	9/18/2009	1.920	8.092	10.01
M	UG/L	MSA-MW5-090809	A9I090172009	NM	9/8/2009	9/10/2009	9/18/2009	1.701	8.103	9.804
M	UG/L	MSA-MW4-090809	A9I090172013	NM	9/8/2009	9/10/2009	9/18/2009	1.686	8.131	9.817

SORT	UNITS	NSAMPLE	LAB_ID	QC_TYPE	SAMP_DATE	EXTR_DATE	ANAL_DATE	SMP_EXTR	EXTR_ANL	SMP_ANL
M	UG/L	MSA-MW3-090809	A9I090172012	NM	9/8/2009	9/10/2009	9/18/2009	1.824	8.125	9.949
M	UG/L	MSA-MW14I-090809	A9I090172002	NM	9/8/2009	9/12/2009	9/17/2009	3.865	5.346	9.210
M	UG/L	MSA-MW14D-090809	A9I090172003	NM	9/8/2009	9/10/2009	9/18/2009	1.924	8.072	9.996
M	UG/L	DMW11I-090809	A9I090172010	NM	9/8/2009	9/10/2009	9/18/2009	1.953	8.108	10.06
M	UG/L	MSA-DMW1S-090809	A9I090172008	NM	9/8/2009	9/10/2009	9/18/2009	1.833	8.097	9.931
M	UG/L	MSA-MW6-090809	A9I090172007	NM	9/8/2009	9/10/2009	9/18/2009	1.920	8.358	10.28
M	UG/L	MSA-MW14I-090809	A9I090172002	NM	9/8/2009	9/10/2009	9/18/2009	1.878	8.060	9.939
M	UG/L	MSA-DMW3D-090809	A9I090172001	NM	9/8/2009	9/10/2009	9/15/2009	2.017	5.063	7.08
M	UG/L	MSA-DMW5I-090809	A9I090172004	NM	9/8/2009	9/10/2009	9/18/2009	1.809	8.087	9.896
HGF	UG/L	MSA-MW14I-090809	A9I090172002	NM	9/8/2009	9/10/2009	9/10/2009	1.878	0.333	2.211
HGF	UG/L	DMW11I-090809	A9I090172010	NM	9/8/2009	9/10/2009	9/10/2009	1.953	0.335	2.289
HGF	UG/L	DMW11S-090809	A9I090172011	NM	9/8/2009	9/10/2009	9/10/2009	1.896	0.338	2.234
HGF	UG/L	MSA-DMW1S-090809	A9I090172008	NM	9/8/2009	9/10/2009	9/10/2009	1.833	0.356	2.19
HGF	UG/L	MSA-DMW3D-090809	A9I090172001	NM	9/8/2009	9/10/2009	9/10/2009	2.017	0.322	2.339
HGF	UG/L	MSA-MW14D-090809	A9I090172003	NM	9/8/2009	9/10/2009	9/10/2009	1.924	0.349	2.272
HGF	UG/L	MSA-MW3-090809	A9I090172012	NM	9/8/2009	9/10/2009	9/10/2009	1.824	0.341	2.165
HGF	UG/L	MSA-MW4-090809	A9I090172013	NM	9/8/2009	9/10/2009	9/10/2009	1.686	0.342	2.028
HGF	UG/L	MSA-MW5-090809	A9I090172009	NM	9/8/2009	9/10/2009	9/10/2009	1.701	0.358	2.06

SORT	UNITS	NSAMPLE	LAB_ID	QC_TYPE	SAMP_DATE	EXTR_DATE	ANAL_DATE	SMP_EXTR	EXTR_ANL	SMP_ANL
HGF	UG/L	MSA-MW6-090809	A9I090172007	NM	9/8/2009	9/10/2009	9/10/2009	1.920	0.353	2.274
HGF	UG/L	MSA-DMW5I-090809	A9I090172004	NM	9/8/2009	9/10/2009	9/10/2009	1.809	0.351	2.16
MF	UG/L	MSA-DMW1S-090809	A9I090172008	NM	9/8/2009	9/10/2009	9/18/2009	1.833	8.100	9.933
MF	UG/L	DMW11S-090809	A9I090172011	NM	9/8/2009	9/10/2009	9/18/2009	1.896	8.122	10.02
MF	UG/L	MSA-DMW3D-090809	A9I090172001	NM	9/8/2009	9/10/2009	9/15/2009	2.017	5.065	7.082
MF	UG/L	MSA-DMW5I-090809	A9I090172004	NM	9/8/2009	9/10/2009	9/18/2009	1.809	8.089	9.898
MF	UG/L	MSA-MW14D-090809	A9I090172003	NM	9/8/2009	9/10/2009	9/18/2009	1.924	8.075	9.999
MF	UG/L	MSA-MW14I-090809	A9I090172002	NM	9/8/2009	9/10/2009	9/18/2009	1.878	8.069	9.948
MF	UG/L	MSA-MW3-090809	A9I090172012	NM	9/8/2009	9/10/2009	9/18/2009	1.824	8.128	9.952
MF	UG/L	MSA-MW5-090809	A9I090172009	NM	9/8/2009	9/10/2009	9/18/2009	1.701	8.106	9.807
MF	UG/L	MSA-MW6-090809	A9I090172007	NM	9/8/2009	9/10/2009	9/18/2009	1.920	8.094	10.01
MF	UG/L	MSA-MW6-090809	A9I090172007	NM	9/8/2009	9/10/2009	9/18/2009	1.920	8.361	10.28
MF	UG/L	MSA-MW4-090809	A9I090172013	NM	9/8/2009	9/10/2009	9/18/2009	1.686	8.133	9.819
MF	UG/L	DMW11I-090809	A9I090172010	NM	9/8/2009	9/10/2009	9/18/2009	1.953	8.111	10.06
ALK	MG/L	MSA-MW14I-090809	A9I090172002	NM	9/8/2009	9/12/2009	9/12/2009	3.462	0	3.462
CL	MG/L	MSA-MW14I-090809	A9I090172002	NM	9/8/2009	9/9/2009	9/9/2009	0.462	0.977	1.439
CR6	MG/L	MSA-MW5-090809	A9I090172009	NM	9/8/2009	9/9/2009	9/9/2009	0.285	0.443	0.728
CR6	MG/L	DMW11I-090809	A9I090172010	NM	9/8/2009	9/9/2009	9/9/2009	0.537	0.435	0.972

SORT	UNITS	NSAMPLE	LAB_ID	QC_TYPE	SAMP_DATE	EXTR_DATE	ANAL_DATE	SMP_EXTR	EXTR_ANL	SMP_ANL
CR6	MG/L	DMW11S-090809	A9I090172011	NM	9/8/2009	9/9/2009	9/9/2009	0.479	0.44	0.919
CR6	MG/L	MSA-DMW1S-090809	A9I090172008	NM	9/8/2009	9/9/2009	9/9/2009	0.417	0.438	0.855
CR6	MG/L	MSA-DMW3D-090809	A9I090172001	NM	9/8/2009	9/9/2009	9/9/2009	0.601	0.434	1.035
CR6	MG/L	MSA-DMW5I-090809	A9I090172004	NM	9/8/2009	9/9/2009	9/9/2009	0.392	0.441	0.833
CR6	MG/L	MSA-MW14D-090809	A9I090172003	NM	9/8/2009	9/9/2009	9/9/2009	0.507	0.436	0.943
CR6	MG/L	MSA-MW14I-090809	A9I090172002	NM	9/8/2009	9/9/2009	9/9/2009	0.462	0.439	0.901
CR6	MG/L	MSA-MW4-090809	A9I090172013	NM	9/8/2009	9/9/2009	9/9/2009	0.269	0.443	0.713
CR6	MG/L	MSA-MW6-090809	A9I090172007	NM	9/8/2009	9/9/2009	9/9/2009	0.503	0.437	0.940
CR6	MG/L	MSA-MW3-090809	A9I090172012	NM	9/8/2009	9/9/2009	9/9/2009	0.408	0.440	0.848
DOC	MG/L	MSA-MW14I-090809	A9I090172002	NM	9/8/2009	9/14/2009	9/14/2009	5.462	0	5.462
NTA	MG/L	MSA-MW14I-090809	A9I090172002	NM	9/8/2009	9/9/2009	9/9/2009	0.462	0.977	1.439
NTI	MG/L	MSA-MW14I-090809	A9I090172002	NM	9/8/2009	9/9/2009	9/9/2009	0.462	0.977	1.439
OPO4	MG/L	MSA-MW14I-090809	A9I090172002	NM	9/8/2009	9/9/2009	9/9/2009	0.462	0.977	1.439
PCL	UG/L	DMW11I-090809	A9I090172010	NM	9/8/2009	9/15/2009	9/16/2009	7.162	0.683	7.844
PCL	UG/L	MSA-MW3-090809	A9I090172012	NM	9/8/2009	9/15/2009	9/16/2009	7.033	0.7	7.733
PCL	UG/L	DMW11S-090809	A9I090172011	NM	9/8/2009	9/15/2009	9/16/2009	7.104	0.691	7.795
PCL	UG/L	MSA-DMW1S-090809	A9I090172008	NM	9/8/2009	9/15/2009	9/16/2009	7.042	0.657	7.699
PCL	UG/L	MSA-DMW3D-090809	A9I090172001	NM	9/8/2009	9/15/2009	9/16/2009	7.226	1.363	8.588

SORT	UNITS	NSAMPLE	LAB_ID	QC_TYPE	SAMP_DATE	EXTR_DATE	ANAL_DATE	SMP_EXTR	EXTR_ANL	SMP_ANL
PCL	UG/L	MSA-DMW5I-090809	A9I090172004	NM	9/8/2009	9/15/2009	9/16/2009	7.017	0.64	7.657
PCL	UG/L	MSA-MW14D-090809	A9I090172003	NM	9/8/2009	9/15/2009	9/16/2009	7.132	0.631	7.763
PCL	UG/L	MSA-MW6-090809	A9I090172007	NM	9/8/2009	9/15/2009	9/16/2009	7.128	0.648	7.776
PCL	UG/L	MSA-MW14I-090809	A9I090172002	NM	9/8/2009	9/15/2009	9/16/2009	7.087	0.622	7.709
PCL	UG/L	MSA-MW4-090809	A9I090172013	NM	9/8/2009	9/15/2009	9/16/2009	6.894	0.708	7.603
PCL	UG/L	MSA-MW5-090809	A9I090172009	NM	9/8/2009	9/15/2009	9/16/2009	6.91	0.674	7.583
SO4	MG/L	MSA-MW14I-090809	A9I090172002	NM	9/8/2009	9/9/2009	9/9/2009	0.462	0.988	1.45
TDS	MG/L	MSA-MW14I-090809	A9I090172002	NM	9/8/2009	9/12/2009	9/14/2009	3.462	2	5.462
OV	UG/L	MSA-MW14D-090809	A9I090172003	NM	9/8/2009	9/18/2009	9/18/2009	9.507	0.767	10.27
OV	UG/L	DMW11I-090809	A9I090172010	NM	9/8/2009	9/18/2009	9/18/2009	9.537	0.201	9.738
OV	UG/L	MSA-DMW1S-090809	A9I090172008	NM	9/8/2009	9/18/2009	9/18/2009	9.417	0.168	9.585
OV	UG/L	MSA-DMW5I-090809	A9I090172004	NM	9/8/2009	9/18/2009	9/18/2009	9.392	0.783	10.18
OV	UG/L	MSA-MW5-090809	A9I090172009	NM	9/8/2009	9/18/2009	9/18/2009	9.285	0.185	9.469
OV	UG/L	MSA-MW14I-090809	A9I090172002	NM	9/8/2009	9/17/2009	9/17/2009	8.462	0.924	9.386
OV	UG/L	MSA-MW3-090809	A9I090172012	NM	9/8/2009	9/18/2009	9/18/2009	9.408	0.817	10.22
OV	UG/L	MSA-MW4-090809	A9I090172013	NM	9/8/2009	9/18/2009	9/18/2009	9.269	0.833	10.10
OV	UG/L	TB-090809-01	A9I090172005	NM	9/8/2009	9/18/2009	9/18/2009	10	0.800	10.80
OV	UG/L	DMW11S-090809	A9I090172011	NM	9/8/2009	9/18/2009	9/18/2009	9.479	0.217	9.697

Chromium Reported as 1.3 ug/L

LKHFT 9/18/2009 11:27:19 QC Status: PASS (Initial: PASS)

User Pre-dilution: 1.000

Run	Time	6Li	9Be	10B
		ppb	ppb	ppb
x		81.395%	0.023	M 264.200
%RSD		1.224	125.800	M 1.418
Run	Time	23Na	25Mg	27Al
		ppb	ppb	ppb
x		T 38210.000	29530.000	51.830
%RSD		T 2.424	0.708	7.275
Run	Time	35Cl	39K	43Ca
		ppb	ppb	ppb
x		0.000	T 10250.000	M 187200.000
%RSD		0.000	T 0.413	M 0.593
Run	Time	45Sc	45Sc	47Ti
		ppb	ppb	ppb
x		72.348%	87.587%	1.190
%RSD		0.349	10.265	42.850
Run	Time	51V	52Cr	[redacted]
		ppb	ppb	[redacted]
x		0.637	1.257	-3.989
%RSD		27.810	8.451	16.910
Run	Time	55Mn	56Fe	59Co
		ppb	ppb	ppb
x		TM 2230.000	TM 71640.000	14.310
%RSD		TM 0.122	TM 1.846	2.129
Run	Time	60Ni	65Cu	66Zn
		ppb	ppb	ppb
x		8.576	0.221	2.906
%RSD		4.944	22.140	16.760
Run	Time	72Ge	75As	[redacted]
		ppb	ppb	[redacted]
x		86.782%	24.430	0.397
%RSD		8.056	1.148	20.060
Run	Time	78Se	88Sr	95Mo
		ppb	ppb	ppb
x		0.430	M 1112.000	0.907
%RSD		13.900	M 1.774	7.985
Run	Time	105Pd	107Ag	[redacted]
		ppb	ppb	[redacted]
x		0.000	0.001	-2.545
%RSD		0.000	145.100	47.000
Run	Time	111Cd	115In	118Sn
		ppb	ppb	ppb
x		0.007	89.088%	0.155
%RSD		141.500	8.140	12.970
Run	Time	121Sb	137Ba	159Tb
		ppb	ppb	ppb
x		0.226	14.470	0.000
%RSD		14.110	1.995	0.000
Run	Time	165Ho	182W	205Tl
		ppb	ppb	ppb
x		0.000	0.561	0.197
%RSD		0.000	18.920	10.280
Run	Time	208Pb	209Bi	
		ppb	ppb	
x		0.050	87.547%	
%RSD		13.750	2.949	

North Canton

North Canton

.		TestAmerica, North Canton								
		7196A / 3500-CR-D CR+6 Logsheet								
Analysis	CR+6	Batch	9252403 4		Spectrophotometer					
					SPEC 20	**SN: 78016**				
Prep Date	09/09/09	Lcs No.	HX90953							
					Wavelength					
Anal Date	09/09/09	Lcs Prep	09/09/09		540 NM					
		Date			RL					
Analyst										
Std No	Conc	ABS								
	mg/L									
NA	0	0		Slope	0.6778					
HX90901	0.005	0.006		Intercept	0.0026					
HX90902	0.010	0.011		r	0.9997					
HX90903	0.100	0.068								
HX90904	0.250	0.178								
HX90905	0.500	0.339								
COLOR RGT	WR91026									
CURVE	08/27/09									
CCV	HX90952									
Sample No	ABS	Sample Vol	Final Vol	dil	**Conc**	Bkg Cor Conc	**Bkg Adj**			
		ml	ml		mg/L		**Conc**	**TIME**	Method 7196	Method 3500
ICV	0.156	50	50	1	0.2263			10:20 AM	pH to 2	pH to 1
ICB	0.000	50	50	1	-0.0039			10:21 AM	color first	acid first
LCS	0.152	50	50	1	0.2204			10:22 AM		
BKG	0.000	50	50	1	-0.0039	-0.0039		10:25 AM	X	
LKHFD	0.000	50	50	1	-0.0039					
BKG	0.000	50	50	1	-0.0039	-0.0039		10:26 AM	X	
LKHG1	0.000	50	50	1	-0.0039					
BKG	0.000	50	50	1	-0.0039	-0.0039		10:28 AM	X	
LKHGC	0.000	50	50	1	-0.0039					
BKG	0.000	50	50	1	-0.0039	0.0079		10:29 AM	X	
LKHGR	0.008	50	50	1	0.0079					
CCV	0.156	50	50	1	0.2263	91%		10:30 AM	X	
CCB	0.000	50	50	1	-0.0039					
BKG	0.000	50	50	1	-0.0039	-0.0039		10:31 AM	X	
LKHGV	0.000	50	50	1	-0.0039					
BKG	0.003	50	50	1	0.0006	0.0030		10:32 AM	X	
LKHFT	0.005	50	50	1	0.0035					
BKG	0.000	50	50	1	-0.0039	0.0138		10:33 AM	X	
LKHG3	0.012	50	50	1	0.0138					
BKG	0.001	50	50	1	-0.0024	0.0065		10:34 AM	X	
LKHG6	0.007	50	50	1	0.0065					

reported as 0.003

Method: 300, 9056

TestAmerica
North Canton
Ion Chromatography

SEQUENCE: \\cansvr11\chem\WET\ic120.i\090909.b\DX120.m Instrument : ic120.i LEVEL 1_____ DATE:_____ Date Analyzed: 9/9/2009

LEVEL 2_____ DATE:_____ Units: mg/L or mg/Kg

Inj #	Inj. Date	Sample ID	Matrix	Dil	FLUORIDE		CHLORIDE		NITRITE		BROMIDE		NITRATE-N		O-PHOS-P		SULFATE	
					RL	Result	RL	Result	RL	Result	RL	Result	RL	Result	RL	Result	RL	Result
		RLs:>>			1		1		0.5		0.5		0.5		0.5		1	
	24-Aug-09	Highest Cal Std conc & area			10	112094430	200	2.021E+09	10	168368560	40	127303723	10	180260219	10	65575961	200	1.326E+09
26	9/9/2009 22:05	LKF1T	L	20	20 G	ND	20	2160.00	10 G	ND	10 G	ND	2 G	0.8 B	10 G	ND	20	119.40
27	9/9/2009 22:21	CCV	L	1	P 96%	2.40	P 100%	50.10	P 108%	2.70	P 92%	9.20	P 92%	2.30	P 104%	2.60	P 97%	48.30
28	9/9/2009 22:37	CCB	L	1	P< 1	ND	P< 1	ND	P< 0.5	ND	P< 0.5	ND	P< 0.1	ND	P< 0.5	ND	P< 1	0.3 B
29	9/9/2009 22:54	LCS	L	1	P 96%	2.40	P 101%	50.60	P 108%	2.70	P 93%	9.30	P 92%	2.30	P 100%	2.50	P 96%	48.20
30	9/9/2009 23:10	LCS DUP	L	1	P 96%	2.40	P 101%	50.30	P 108%	2.70	P 93%	9.30	P 92%	2.30	P 104%	2.60	P 96%	48.10
31	9/9/2009 23:27	LKHFT	L	1	1	0.7 B	1	23.30	0.5	ND	0.5	0.3 B	0.1	ND	0.5	ND	1	Dil 5X
32	9/9/2009 23:43	LKHFT ORIG	L	5	5 G	0.5 B	5	20.90	2.5 G	ND	2.5 G	ND	0.5 G	0.2 B	2.5 G	ND	5	649.30
33	9/9/2009 23:59	LKHFT MS	L	5	Orig??	2.70	Orig??	60.60	Orig??	2.80	Orig??	9.50	Orig??	2.40	Orig??	0.80	Orig??	640.10
34	9/10/2009 0:16	LJ924	L	5	5 G	ND	5	34.60	2.5 G	ND	2.5 G	ND	0.5 G	0.4 B	2.5 G	ND	5	458.30
35	9/10/2009 0:32	LJ93A	L	5	5 G	ND	5	63.40	2.5 G	ND	2.5 G	ND	0.5 G	ND	2.5 G	ND	5	Dil 10X
36	9/10/2009 0:49	LJ93C	L	2	2 G	0.1 B	2	55.20	1 G	ND	1 G	0.4 B	0.2 G	0.1 B	1 G	ND	2	Dil 5X
37	9/10/2009 1:05	LJ93D	L	5	5 G	ND	5	98.80	2.5 G	ND	2.5 G	ND	0.5 G	0.2 B	2.5 G	ND	5	Dil 10X
38	9/10/2009 1:21	LJ93E	L	5	5 G	ND	5	52.30	2.5 G	ND	2.5 G	ND	0.5 G	0.3 B	2.5 G	ND	5	Dil 10X
39	9/10/2009 1:38	CCV	L	1	P 96%	2.40	P 101%	50.30	P 104%	2.60	P 92%	9.20	P 92%	2.30	P 108%	2.70	P 96%	48.20
40	9/10/2009 1:54	CCB	L	1	P< 1	ND	P< 1	0.1 B	P< 0.5	ND	P< 0.5	ND	P< 0.1	ND	P< 0.5	ND	P< 1	0.4 B
41	9/10/2009 2:11	LJ93F	L	10	10 G	0.2 B	10	73.70	5 G	ND	5 G	ND	1 G	ND	5 G	ND	10	Dil 10X
42	9/10/2009 2:28	LJ93G	L	5	5 G	ND	5	79.00	2.5 G	ND	2.5 G	0.7 B	0.5 G	0.2 B	2.5 G	ND	5	Dil 20X
43	9/10/2009 2:45	LJ93H	L	5	5 G	0.2 B	5	75.70	2.5 G	ND	2.5 G	ND	0.5 G	ND	2.5 G	ND	5	813.30
44	9/10/2009 3:01	LJ93J	L	5	5 G	0.2 B	5	104.80	2.5 G	ND	2.5 G	1.1 B	0.5 G	0.2 B	2.5 G	ND	5	Dil 5X
45	9/10/2009 3:18	LJ93K	L	5	5 G	0.1 B	5	22.60	2.5 G	ND	2.5 G	ND	0.5 G	0.4 B	2.5 G	ND	5	465.20
46	9/10/2009 3:34	LJ93M ORIG	L	5	5 G	0.6 B	5	144.00	2.5 G	ND	2.5 G	1.4 B	0.5 G	0.3 B	2.5 G	ND	5	Dil 10X
47	9/10/2009 3:50	LJ93M MS	L	5	Orig??	3.00	Orig??	183.70	Orig??	3.70	Orig??	10.40	Orig??	2.40	Orig??	ND	Orig??	Dil 10X
48	9/10/2009 4:07	LJ93N	L	5	5 G	0.2 B	5	105.00	2.5 G	ND	2.5 G	1.2 B	0.5 G	ND	2.5 G	ND	5	Dil 10X
49	9/10/2009 4:23	LKAJG	L	20	20 G	ND	20	589.40	10 G	ND	10	11.90	2 G	ND	10 G	ND	20	373.30
50	9/10/2009 4:39	LKCD7	L	10	10 G	0.3 B	10	987.20	5 G	ND	5 G	ND	1 G	ND	5 G	ND	10	229.00

MSB

Reported Chloride - 23.3 O-phos-P 0.044U
Nitrite - 0.012U Sulfate - 649
Nitrate - 0.023U

G - diluted for another analyte or matrix
B - estimated result, < RL

DX-120 Spreadsheet.xls
VER . 2000 09 05

1478

North Canton

North Canton

TestAmerica
North Canton, OH
160.1 / 2540C TDS Logsheet

Analysis:	TDS											
Prep Date:	09/12/09		wt 2. date:	09/14/09		Batch:	9255021-22					
Time in:	10:00		Time out:	13:20								
Temp in:	97		Temp out:	178		LCS No.	167-506					
						LCS Prep:	09/12/09					
wt 1. date:	09/14/09		wt 3. date:			TV =	293		Oven	1		
Time out:	9:35		Time out:			Analyst:	AS		Oven	4		
Temp out:	178		Temp out:						Balance	B027		

Sample No.	Tare wt (g)	Sample (ml)	wt 1. (g)	wt 2. (g)	wt 3. (g)	Final wt (g)	diff (g)	**Result mg/L**	Cond Screen	Take Third Weight	TDS/Cond Comp	**diff >.2g**	Sample matrix Comments
BLANK	75.4621	100	75.4620	75.4620		75.4620	-0.0001	**-1**	NA		#VALUE!		
LCS	73.3802	**50**	73.3942	73.3945		73.3942	0.014	**280**	NA		#VALUE!		
LKKJA	68.7454	**50**	68.8127	68.8126		68.8126	0.0672	**1344**	1934				
LKKJL	71.8743	100	71.9684	71.9681		71.9681	0.0938	**938**	1314				
LKKJM	66.9676	100	67.0638	67.0636		67.0636	0.096	**960**	1401				
LKJ3Q	81.4561	100	81.5559	81.5557		81.5557	0.0996	~~996~~	~~1379~~				
LKHFT	73.3076	100	73.4167	73.4165		73.4165	0.1089	**1089**	1279				
~~LKH30~~	~~75.7504~~	100	75.7977	75.7975		75.7975	0.0471	**471**	693				
LKH30-X	78.5515	100	78.5993	78.5989		78.5989	0.0474	**474**	693				
LKK57	74.3969	**20**	74.4684	74.4681		74.4681	0.0712	**3560**	4950				
LKK6C	68.6518	**20**	68.7655	68.7652		68.7652	0.1134	**5670**	7810				
LKMA3	70.2926	**50**	70.4297	70.4298		70.4297	0.1371	**2742**	2850				
LKMA8	67.6229	**50**	67.7640	67.7639		67.7639	0.141	**2820**	2700				
LKMA9	69.0218	**50**	69.0818	69.0820		69.0818	0.06	**1200**	1543				
LKMCA	79.7093	100	79.8366	79.8362		79.8362	0.1269	**1269**	1430				
LKHXK	67.7574	100	67.8459	67.8459		67.8459	0.0885	**885**	1273				
LKJ20	71.6032	100	71.6622	71.6622		71.6622	0.059	**590**	783				
LKJ20-X	66.4731	100	66.5346	66.5345		66.5345	0.0614	**614**	783				
		100				0.0000	0	**0**			#DIV/0!		
		100				0.0000	0	**0**			#DIV/0!		
		100				0.0000	0	**0**			#DIV/0!		
		100				0.0000	0	**0**			#DIV/0!		
		100				0.0000	0	**0**			#DIV/0!		
		100				0.0000	0	**0**			#DIV/0!		

reported as 1160 mg/L

1643

Sample MSA-MW14I-090809

SAMPLES			TIC Area	TIC Mass	TIC Conc	TOC Area	TOC Mass	TOC Conc	TC Area	TC Mass	TC Conc
Rep	Datafile	Date Time	(cts)	(ugC)	(ppm)	(cts)	(ugC)	(ppm)	(cts)	(ugC)	(ppm)
1	0914019	14Sep2009 12:57	-	-	-	14663	21.894	10.947	-	-	-
2	0914019	14Sep2009 13:05	-	-	-	14033	20.893	10.446	-	-	-
3	0914019	14Sep2009 13:14	-	-	-	11191	16.374	8.187	-	-	-
4	0914019	14Sep2009 13:23	-	-	-	11911	17.519	8.759	-	-	-
Avg						12949	19.170	9.585			
Std.Dev.						1661.411					
RSD (%)						12.83					

reported as LKHFT-DOC 10 mg/L

Pos/Vial: 8 Name: LKHFT-MS Analyzed: 14Sep2009 13:34
Run ID: 7 Meth: toc Vol (mL): 2.000
Remarks: <none>

SAMPLES			TIC Area	TIC Mass	TIC Conc	TOC Area	TOC Mass	TOC Conc	TC Area	TC Mass	TC Conc
Rep	Datafile	Date Time	(cts)	(ugC)	(ppm)	(cts)	(ugC)	(ppm)	(cts)	(ugC)	(ppm)
1	0914020	14Sep2009 13:34	-	-	-	23144	35.378	17.689	-	-	-

35.378

Pos/Vial: 9 Name: LKHFT-MSD Analyzed: 14Sep2009 13:44
Run ID: 8 Meth: toc Vol (mL): 2.000
Remarks: <none>

SAMPLES			TIC Area	TIC Mass	TIC Conc	TOC Area	TOC Mass	TOC Conc	TC Area	TC Mass	TC Conc
Rep	Datafile	Date Time	(cts)	(ugC)	(ppm)	(cts)	(ugC)	(ppm)	(cts)	(ugC)	(ppm)
1	0914021	14Sep2009 13:44	-	-	-	22201	33.879	16.939	-	-	-

33.878

Pos/Vial: 10 Name: CCV Analyzed: 14Sep2009 13:55
Run ID: 9 Meth: toc Vol (mL): 2.000
Remarks: <none>

SAMPLES			TIC Area	TIC Mass	TIC Conc	TOC Area	TOC Mass	TOC Conc	TC Area	TC Mass	TC Conc
Rep	Datafile	Date Time	(cts)	(ugC)	(ppm)	(cts)	(ugC)	(ppm)	(cts)	(ugC)	(ppm)
1	0914022	14Sep2009 13:55	-	-	-	32171	49.730	24.865	-	-	-

Pos/Vial: 11 Name: CCB Analyzed: 14Sep2009 14:05
Run ID: 10 Meth: toc Vol (mL): 2.000
Remarks: <none>

SAMPLES			TIC Area	TIC Mass	TIC Conc	TOC Area	TOC Mass	TOC Conc	TC Area	TC Mass	TC Conc
Rep	Datafile	Date Time	(cts)	(ugC)	(ppm)	(cts)	(ugC)	(ppm)	(cts)	(ugC)	(ppm)
1	0914023	14Sep2009 14:05	-	-	-	767	0.000	0.000	-	-	-

****
** SEQUENCE **
****

091409C Mon Sep 14 14:13:56 2009

1665

Analyst_____

LCS _____

Date _____

	Sample Name	Run Date	Run Time	Conductivity	pH	P-Alk	Total Alk	BiCarbonate	Carbonate	Hydroxide	Fluoride	Acid Volume	Acidity
378.7395	LKEXK 5X	09/12/2009	7:14 PM	0000.00	10.3649	35.2771	75.7479	5.1938	70.5541	0.0000	0.0000	.00	.00
1652.524	LKEXL 5X	09/12/2009	7:31 PM	0000.00	11.2622	225.4016	330.5048	0.0000	210.2064	120.2984	0.0000	.00	.00
	PH 7B	09/12/2009	7:37 PM	0000.00	6.9734	0.0000	0.0000	0.0000	0.0000	0.0000	0.0000	.00	.00
	LCS 2=42.9	09/12/2009	7:49 PM	0000.00	8.7975	15.2807	42.3550	11.7936	30.5613	0.0000	0.0000	.00	.00
	BLK 2	09/12/2009	7:59 PM	0000.00	7.7025	0.0000	3.6638	3.6638	0.0000	0.0000	0.0000	.00	.00
350.7775	LKEXP 5X	09/12/2009	8:13 PM	0000.00	10.3152	33.4214	70.1555	3.3126	66.8429	0.0000	0.0000	.00	.00
282.494	LKEXW 5X	09/12/2009	8:25 PM	0000.00	8.9081	3.6396	56.4988	49.2195	7.2793	0.0000	0.0000	.00	.00
821.393	LKEXX 5X	09/12/2009	8:39 PM	0000.00	10.2287	75.6845	164.2786	12.9096	151.3690	0.0000	0.0000	.00	.00
935.9625	LKEX1 5X	09/12/2009	8:53 PM	0000.00	8.6987	6.7318	187.1925	173.7289	13.4636	0.0000	0.0000	.00	.00
8594.596	LKEX3 5X	09/12/2009	9:33 PM	0000.00	10.6519	765.5574	1718.9192	187.8043	1531.1149	0.0000	0.0000	.00	.00
853.2525	LKEX5 5X	09/12/2009	9:47 PM	0000.00	10.2408	80.4624	170.7705	9.8456	160.9249	0.0000	0.0000	.00	.00
	LKHFT	09/12/2009	9:58 PM	0000.00	6.7125	0.0000	109.5304	109.5304	0.0000	0.0000	0.0000	.00	.00
	LKHFT MS	09/12/2009	10:17 PM	0000.00	7.8338	0.0000	531.8897	531.8897	0.0000	0.0000	0.0000	.00	.00
	PH 7C	09/12/2009	10:23 PM	0000.00	6.9857	0.0000	0.0000	0.0000	0.0000	0.0000	0.0000	.00	.00
	LKHFT MSD	09/12/2009	10:42 PM	0000.00	7.8030	0.0000	544.0519	544.0519	0.0000	0.0000	0.0000	.00	.00
	PH 7D	09/12/2009	10:47 PM	0000.00	6.9877	0.0000	0.0000	0.0000	0.0000	0.0000	0.0000	.00	.00

reported as 110 mg/L

North Canton

Analysis Report 09/17/09 06:03:34 PM page 1

Method: METTRACE Sample Name: LKHFT Operator: RJG
Run Time: 09/17/09 17:58:08
Comment: TESTAMERICA PITTSBURGH ICP METALS ANALYSIS-INST TRACEICP
Mode: CONC Corr. Factor: 1

reported as 189,000 ppb

Elem	AG	AL	AS	B_	BA	BE	CA
Units	ppm	ppm	ppm	ppm	ppm	ppm	ppm
Avge	.00039	.10262	.02537	.29047	.01520	.00016	188.58
SDev	.00047	.00263	.00076	.00032	.00010	.00005	.24
%RSD	122.73	2.5620	3.0135	.10920	.68485	30.433	.12543
#1	-.00013	.10516	.02625	.29011	.01509	.00018	188.82
#2	.00080	.10280	.02493	.29059	.01528	.00010	188.58
#3	.00048	.09991	.02493	.29071	.01524	.00019	188.35
Errors	LC Pass	LC Pass	LC Pass	LC Pass	LC Pass	LC Pass	LC Pass
High	2.0000	500.00	10.000	30.000	10.000	10.000	600.00
Low	-.00500	-.20000	-.01000	-.20000	-.20000	-.00400	-5.0000

Elem	CD	CO	CR	CU	FE	K_	MG
Units	ppm	ppm	ppm	ppm	ppm	ppm	ppm
Avge	.00052	.01465	.00050	-.00234	75.438	11.283	31.242
SDev	.00016	.00031	.00041	.00038	.103	.023	.056
%RSD	30.684	2.1275	81.976	16.178	.13655	.20090	.17811
#1	.00065	.01435	.00003	-.00276	75.537	11.308	31.296
#2	.00034	.01463	.00072	-.00203	75.444	11.263	31.247
#3	.00058	.01498	.00075	-.00223	75.332	11.277	31.185
Errors	LC Pass	LC Pass	LC Pass	LC Pass	LC Pass	LC Pass	LC Pass
High	5.0000	50.000	20.000	10.000	500.00	400.00	600.00
Low	-.00500	-.05000	-.00500	-.02500	-.10000	-5.0000	-5.0000

Elem	MN	MO	NA	NI	PB/1	PB/2	PB
Units	ppm	ppm	ppm	ppm	ppm	ppm	ppm
Avge	2.0410	.00325	44.599	.00763	-.00366	.00171	-.00008
SDev	.0023	.00156	.168	.00064	.00253	.00133	.00010
%RSD	.11111	48.069	.37711	8.3289	69.281	77.889	122.87
#1	2.0435	.00430	44.787	.00785	-.00596	.00300	.00002
#2	2.0404	.00400	44.546	.00692	-.00407	.00178	-.00017
#3	2.0391	.00146	44.463	.00813	-.00094	.00034	-.00008
Errors	LC Pass	LC Pass	LC Pass	LC Pass	NOCHECK	NOCHECK	LC Pass
High	20.000	20.000	400.00	100.00			5.0000
Low	-.01500	-.04000	-5.0000	-.04000			-.00300

Elem	SB/1	SB/2	SB	SE/1	SE/2	SE	SI
Units	ppm	ppm	ppm	ppm	ppm	ppm	ppm
Avge	.00275	-.00037	.00067	.00075	-.00063	-.00017	1.9931
SDev	.00185	.00164	.00048	.00159	.00213	.00167	.0024
%RSD	67.130	440.48	71.759	210.03	335.38	970.24	.12038
#1	.00481	-.00220	.00014	.00059	.00161	.00127	1.9945
#2	.00123	.00099	.00107	-.00074	-.00262	-.00200	1.9944

LABORATORY CONTROL SAMPLE DATA REPORT

HPLC - Mass. Spec.

Client Lot #...: A9I090172 **Work Order #...:** LKT0A1AC **Matrix.....:** WATER
LCS Lot-Sample#: G9I150000-425
Prep Date.....: 09/15/09 **Analysis Date..:** 09/16/09
Prep Batch #...: 9258425
Dilution Factor: 1

PARAMETER	SPIKE AMOUNT	MEASURED AMOUNT	UNITS	PERCENT RECOVERY	METHOD
Perchlorate	**5.0**	**4.7**	**ug/L**	**93**	**SW846 6850**

NOTE(S):

Calculations are performed before rounding to avoid round-off errors in calculated results.

Bold print denotes control parameters

LCS only Positive

TestAmerica Inc.
Perchlorate by 6850/DOD Handbook SAC-LC-0012

15SE09-6850-043.d	Perchlorate	Sample			
15SE09-6850-044.d	Perchlorate	QC	5.0000	6886	9.3
15SE09-6850-045.d	Perchlorate	Sample		7106	
15SE09-6850-046.d	Perchlorate	Sample			
15SE09-6850-047.d	Perchlorate	Sample		6817	
15SE09-6850-048.d	Perchlorate	Sample		7084	
15SE09-6850-049.d	Perchlorate	Sample			
15SE09-6850-050.d	Perchlorate	QC	2.0000	30045	95.2
15SE09-6850-051.d	Perchlorate	Sample			
15SE09-6850-052.d	Perchlorate	Sample			
15SE09-6850-053.d	Perchlorate	Sample			
15SE09-6850-054.d	Perchlorate	Sample			
15SE09-6850-055.d	Perchlorate	Sample			
15SE09-6850-056.d	Perchlorate	Sample			
15SE09-6850-057.d	Perchlorate	QC	5.0000	7051	9.3
15SE09-6850-058.d	Perchlorate	QC	0.5000	8251	97.2
15SE09-6850-059.d	Perchlorate	Sample		465	
15SE09-6850-060.d	Perchlorate	Sample		577	
15SE09-6850-061.d	Perchlorate	QC	1.0000	14258	89.7
15SE09-6850-062.d	Perchlorate	Sample		505	
15SE09-6850-063.d	Perchlorate	QC	5.0000	7873	10.2
15SE09-6850-064.d	Perchlorate	QC	5.0000	7624	10.3
15SE09-6850-065.d	Perchlorate	Sample		445	
15SE09-6850-066.d	Perchlorate	Sample		596	
15SE09-6850-067.d	Perchlorate	Sample		915	
15SE09-6850-068.d	Perchlorate	QC	5.0000		
15SE09-6850-069.d	Perchlorate	QC	5.0000	71018	93.2 LCS
15SE09-6850-070.d	Perchlorate	Sample		78252	
15SE09-6850-071.d	Perchlorate	Sample			
15SE09-6850-072.d	Perchlorate	QC	2.0000	30425	99.7
15SE09-6850-073.d	Perchlorate	Sample		87203	
15SE09-6850-074.d	Perchlorate	Sample		73784	

TestAmerica

THE LEADER IN ENVIRONMENTAL TESTING

TestAmerica Pittsburgh ICP Data Review Checklist

Run Date: 9/17/09 3. C9I140115 10. C9I120120 17. _____ 24. _____ 31. _____
Analyst: RG 4. C9I150117 11. C9I160150 18. _____ 25. _____ 32. _____
Inst: TRACE ICP 5. C9I150115 12. _____ 19. _____ 26. _____ 33. _____
Meth: 6010B 200.7 6. C9H310116 13. _____ 20. _____ 27. _____ 34. _____
Lots Analyzed: 7. C9I090221 14. _____ 21. _____ 28. _____ 35. _____
1. C9H310113 8. C9I140113 15. _____ 22. _____ 29. _____ 36. _____
2. C9I160117 9. A9I090172 16. _____ 23. _____ 30. _____ 37. _____

Review Item	Yes (✓)	No (✓)	N/A (✓)	2nd Lv (✓)	Comments
A. Calibration/Instrument Run QC 1. Instrument calibrated per manufacturer's instructions and at SOP specified levels?	✓			✓	
2. ICV/CCV analyzed at appropriate frequency and within control limits? (6010B, CLP=90-110%, 200.7=95-105%[ICV])?		✓		✓	CCV1-6 out for Na.
3. ICB/CCB analyzed at appropriate frequency and within +/- RL or +/- CRDL (CLP)?	✓			✓	
4. CRA/RLV/CRI analyzed? (CRI for CLP only)	✓			✓	
5. ICSA/ICSAB run at required frequency and within SOP limits?	✓			✓	
B. Sample Results 1. Were samples with concentrations > the linear range for any parameter diluted and reanalyzed?	✓			✓	
2. All reported results bracketed by in control QC?	✓			✓	
3. Sample analyses done within holding time?	✓			✓	
C. Preparation/Matrix QC 1. LCS done per prep batch and within QC limits?	✓			✓	
2. Method blank done per prep batch and < RL or CRDL (CLP)?	✓			✓	
3. MS run at required frequency and within limits?	✓			✓	
4. MSD or DU run at required frequency and RPD within SOP limits?	✓			✓	
5. Dilution Test done per prep batch (or per SDG for CLP)?	✓			✓	
6. Post digestion spike analyzed if required (CLP only)?			✓	✓	
D. Other 1. Are all nonconformances documented appropriately?	✓			✓	
2. Current IDL/LR/IEC data on file?	✓			✓	
3. Calculations checked for error?	✓			✓	
4. Transcriptions checked for error?	✓			✓	
5. All client/project specific requirements met?	✓			✓	
6. Date/Time of analysis verified as correct?	✓			✓	

General Comments: _____

Analyst & Date: RGMurayed 9/18/09 Second-Level Review & Date: MBM 9/18/09

North Canton

TestAmerica Laboratories, Inc.

SAMPLE ANALYSIS REQUISTION

Laboratory **TestAmerica Pittsburgh**
301 Alpha Drive
RIDC Park
Pittsburgh, PA 15238

Lab Request SR114732

Report Package: **Expanded Deliverables**

Need Analytical Report 2009-09-23

Client Code: 375241

Project Manager: PAT OMEARA

Sample I.D.	Work Order Number	Client Sample ID		Sampling Date	Analysis Required
A9I090172-2	LKHFT	MSA-MW14I-090809	1x500	2009-09-08 12:55	WATER, 6010B, Project Metals-Pittsburgh

21A

Please use Client Sample ID for report

Call PAT OMEARA with questions at 330-497-9396

at the TAL North Canton Laboratory

Shipping Method: FED EX

Need detection limit and analysis date included in report.

Please send a signed copy of this form with the report at completion of analysis.

Relinquished by: _____ Date/Time: 9/9/09 1410

Relinquished by: _____ Date/Time: _____

Received for lab by: _____ Date/Time: 9/10/09 1015

PLEASE RETURN ORIGINAL SAMPLE ANALYSIS REQUISITION

1670

Cooler Receipt Form
TestAmerica Pittsburgh

Client: TA North Canton Project: A9I090172 Quote: —

Cooler Rec'd & Opened for Temp. Check on: 9/10/09

Coolers Opened and Unpacked on: 9/10/09 By: [signature] (Signature)

TestAmerica Pittsburgh Lot Number: _____

		Yes	No	NA
1.	Were custody seals on the outside of the cooler?	✓		
	If YES, how many and where? Quantity 1 Location Front			
	Were signatures and date correct?	✓		
2.	Were custody papers included inside the cooler?	✓		
3.	Were custody papers properly filled out (ink, signed, match labels)?	✓		
4.	Did you sign the custody papers in the appropriate place?	✓		
5.	Was shippers packing slip attached to this form?	✓		
6.	Were packing materials used?	✓		
	If YES, what type? Bubble Wrap			
7.	Were the samples received within the acceptable temperature range?	✓		
8.	Were the samples appropriately preserved?	✓		
9.	Were all bottles sealed in separate plastic bags?		✓	
10.	Did all bottles arrive in good condition (unbroken)?	✓		
11.	Were all bottle labels complete (sample ID, preservatives, etc.)?	✓		
12.	Did all bottle labels and/or tags agree with custody papers?	✓		
13.	Were correct bottles used for tests indicated?	✓		
14.	Were all VOA vials checked for the presence of air bubbles?			✓
15.	Was a sufficient amount of sample sent in each bottle?	✓		

16. Samples received by: FEDEX UPS CLIENT DROP-OFF OTHER DHL US CARGO

Explain any discrepancies: _____

Level 2 Review _____

Was contacted on _____ by _____ to resolve discrepancies.

Cooler Receipt Form

TestAmerica Pittsburgh

P: Preserved

UP: Unpreserved

Sample ID	TMET PH<2	DMET PH<2	HG PH<2	NUT(1) PH<2	CN PH ≥12	OG TPHC PH<2	PHEN PH<2	SULF PH ≥12	TOC PH<2	TOX PH<2	VOA P/UP	hrdnss PH<2			
ARE090172-01	4Z														

(1) "NUT" could include sample bottles for ammonia, chemical oxygen demand, nitrate/nitrite, TKN, or total phosphorus

Comments: _____

Cooler Number	Temperature*	Thermometer ID
1	2.6	10

*Acceptable Temperature Range: 4°C ± 2°C

Sample	Lot Number**

**Please use an asterisk if bottle lot number was covered by the label

If samples required preservation in the laboratory, the following lot number(s) was/were used:

Nitric Acid _____ Hydrochloric Acid _____

Sulfuric Acid _____ Sodium Hydroxide _____


ORIGIN ID: PHDA
AL HAIDET
TEST AMERICA
4101 SHUFFEL DR
NORTH CANTON, OH 44720
UNITED STATES US
Ship Date: 09SEP09
ActWgt: 18.4 LB
System#: 507102/CAFE2361
Account: S *********
TO SAMPLE RECIEVING
TEST AMERICA LABS-PA
301 ALPHA DRIVE
RIDC PARK
PITTSBURGH, PA 15238
(412) 963-7058
FedEx
Express
Ref: AL HAIDET
Dept: AL HAIDET
Delivery Address Barcode
BILL RECIPIEN
PRIORITY OVERNIGHT
THU
Deliver By
10SEP09
TRK# 9784 4670 3231
Form 0201
15238 -PA-US
PIT
A2
65 AGCA

TestAmerica Pittsburgh *Metals Preparation Log*

Batch No. 9255029

v1.0.5 - Last Revised 12/30/2005

Method 3005A (Total)	**Matrix** Water	**Start Time** 0940	**SDG** -
Analyst Jessica Ryan	**Date** 09-12-09	**Lot Numbers**	
MS TAPITT-MS-A, TAPITT-MS-C		A9I090172	
Lab Lot # MET 3510-09, MET 3511-09			
Analyst Sign: Jessica Ryan			

Sample ID	Initial Wt/Vol g/mL	Final Vol mL	Comments
LKHFT	50ml	50ml	9/12/09 JR
LKHFT S	↓	↓	Added 0.5ml MS-A, MS-C
LKHFT D	↓	↓	↓ ↓ ↓
LKN29 B	50ml	↓	9/12/09 JR
LKN29 C	↓	↓	Added 0.5ml MS-A, MS-C

JR 9/12/09

SAMPLE CODING: B-Blank C-Check L-Check Duplicate S-Matrix Spike D-Matrix Spike Duplicate X-Sample Duplicate

NOTE: Samples marked with an asterisk (*) required filtration after digestion and prior to analysis

Samples marked with a plus sign (+) required additional Conc.HNO3 in digestion process, brown fumes were observed

Reagents: 1 mL Conc. HNO3, 6623 H02036, MG Scientific

2.5 mL Conc. HCl, 5587 H05A02, MG Scientific

Hot Plate/Block Temp	Correction Factor
#3/95°C	-0.8°C

Minimum digestion times have been met (analyst initials): JR

Digestate(s)	Date	Time	(Received)	Analyst	Location	Date	Time	(Relinquished)	Analyst	Location
All Above	9/12/09	1355		JR	PREP	9/12/09	1400		JR	D2
All Above	9.19.09	1455	RHO	DZ		9.19.09	1635	RHO	DZ	

	Lot Number	Manufacturer	
Initial Digestion Vessel:	A901LS268	Environmental Express	**Pipet #:** J0450H
Final Digestion Vessel:	n/a	n/a	**Balance #:** n/a
Filter Paper:	n/a	n/a	Printed on: 12-Sep-09 11:02:27 AM

Reviewed By: Ron Rowland **Date:** 9-14-09 **MET-128-9255029**

REQUESTED BY: **RYANJ**

METHOD: QM Inductively Coupled Plasma (6010B Trace)

STORAGE LOCATION	WORK ORDER #	PICKED CNTR#	CONTROL #	CLIENT #	ANALYSIS	LOTID	SMP#	SFX	MATRIX DESCRIPTION	QTY RCVD	QTY REQD
Q1A C270 S4 MSGCOUT	LKHFT	___ ___ ___	698451	375241	I-04-QM	A9I090172	002		WATER	17	1

RELINQUISHED BY Jessica Rupp

RECEIVED BY Jessica Rupp

DATE/TIME 9/12/09 0900

9/12/09 1025

***** END OF REPORT *****

TestAmerica Pittsburgh

Metals Data Reporting Form

Instrument Detection Limits

Instrument: ICPST **Units:** ppb

Element	Wavelength	Reporting Limit	MDL	Date of MDL
Calcium	317.933	5000.0	9.7	4/22/2009
Magnesium	279.078	5000.0	20.7	4/22/2009
Potassium	766.491	5000.0	213	4/22/2009
Sodium	330.232	5000.0	215	4/22/2009

TestAmerica Pittsburgh

Metals Data Reporting Form

Instrument Detection Limits

Instrument: ICPST **Units:** ppb

Element	Wavelength	Reporting Limit	MDL	Date of MDL
Silica	288.158	1070.0	13.4	4/22/2009

TestAmerica Pittsburgh

Metals Data Reporting Form

Inter-Element Correction Factors

Instrument: ICPST **Date of IEC's:** 4/11/2009

Interfering Element	Wavelength /Mass	Correction Factor(s)
Aluminum	308.215	Pb(-0.000305)
Aluminum	308.215	Pb(0.000443)
Chromium	267.716	As(-0.002971), Sb(0.011786)
Chromium	267.716	Sb(0.008429)
Cobalt	228.616	Ni(-0.000482), Se(-0.000361)
Cobalt	228.616	Cd(-0.000103), Fe(0.09218), Pb(-0.000726), Se(0.000559), Tl(0.003712)
Iron	271.441	Pb(0.000043), Sb(0.000023), Se(-0.000305)
Iron	271.441	Cd(0.000114), Cr(-0.000008), Na(-0.011899), Pb(0.000089), Sb(0.00002), Se(0.00002), Tl(-0.000131), V(-0.000297), Zn(0.0001)
Magnesium	279.078	Fe(-0.000318)
Manganese	257.61	Se(0.000386)
Manganese	257.61	Se(0.000354), Tl(0.001028)
Molybdenum	202.03	Al(0.010131), Pb(-0.000761), Sb(-0.009619)
Molybdenum	202.03	As(-0.00139), Pb(-0.000401), Sb(-0.001562), Tl(-0.006831)
Nickel	231.604	Pb(0.00012)
Nickel	231.604	Pb(0.000218), Sb(-0.001054), Zn(0.004435)
Tin	189.989	Sb(-0.005277)
Titanium	334.941	Pb(0.000273), Sb(0.001331), Tl(0.000642)
Titanium	334.941	Co(0.002131), Pb(-0.00057)
Vanadium	292.402	Be(-0.011764), Cr(-0.000134), Fe(0.007263), Pb(-0.000443)
Vanadium	292.402	Al(0.016276), Sb(-0.008279), Se(0.000324), Tl(0.002156)

TestAmerica Pittsburgh

Metals Data Reporting Form

Linear Dynamic Ranges

Instrument: ICPST **Units:** ppb

Element	Wavelength /Mass	Linear Range	Date of Linear Range
Calcium	317.93	600000	7/16/2009
Magnesium	279.08	600000	7/16/2009
Potassium	766.49	400000	7/16/2009
Sodium	330.23	400000	7/16/2009

TestAmerica Pittsburgh

Metals Data Reporting Form

Linear Dynamic Ranges

Instrument: ICPST **Units:** ppb

Element	Wavelength /Mass	Linear Range	Date of Linear Range
Silica	288.16	50000	7/16/2009

TestAmerica North Canton

Metals Data Reporting Form

Instrument Detection Limits

Instrument: CVAA-H1 **Units:** ppb

Element	Wavelength	Reporting Limit	IDL	Date of IDL
Mercury	253.700	0.2	0.10	1/13/2009

TestAmerica North Canton

Metals Data Reporting Form

Instrument Detection Limits

Instrument: CVAA-H4 **Units:** ppb

Element	Wavelength	Reporting Limit	IDL	Date of IDL
Mercury	253.700	0.2	0.10	11/17/2008

TestAmerica North Canton

Metals Data Reporting Form

Instrument Detection Limits

Instrument: ICPMS **Units:** ppb

Element	Mass	Reporting Limit	IDL	Date of IDL
Antimony	121	2.0	0.043	9/11/2009
Arsenic	75	5.0	0.12	9/11/2009
Barium	137	1.0	0.033	9/11/2009
Beryllium	9	1.0	0.025	9/11/2009
Cadmium	111	1.0	0.014	9/11/2009
Chromium	52	2.0	0.042	9/11/2009
Cobalt	59	1.0	0.015	9/11/2009
Copper	65	2.0	0.079	9/11/2009
Iron	56	50.0	4.7	9/11/2009
Lead	208	1.0	0.028	9/11/2009
Manganese	55	1.0	0.034	9/11/2009
Molybdenum	95	2.0	0.23	9/11/2009
Nickel	60	2.0	0.048	9/11/2009
Selenium	78	5.0	0.14	9/11/2009
Silver	107	1.0	0.020	9/11/2009
Thallium	205	1.0	0.072	9/11/2009
Vanadium	51	20.0	0.29	9/11/2009
Zinc	66	20.0	0.60	9/11/2009

TestAmerica North Canton

Metals Data Reporting Form

Linear Dynamic Ranges

Instrument: ICPMS **Units:** ppb

Element	Wavelength /Mass	Linear Range	Date of Linear Range
Antimony	121.00	1000	9/29/2008
Arsenic	75.00	10000	9/29/2008
Barium	137.00	10000	9/29/2008
Beryllium	9.00	10000	9/29/2008
Cadmium	111.00	10000	9/29/2008
Chromium	52.00	10000	9/29/2008
Cobalt	59.00	10000	9/29/2008
Copper	65.00	10000	9/29/2008
Iron	56.00	500000	9/29/2008
Lead	208.00	10000	9/29/2008
Manganese	55.00	10000	9/29/2008
Molybdenum	95.00	10000	9/29/2008
Nickel	60.00	10000	9/29/2008
Selenium	78.00	10000	9/29/2008
Silver	107.00	10000	9/29/2008
Thallium	205.00	10000	9/29/2008
Vanadium	51.00	10000	9/29/2008
Zinc	66.00	10000	9/29/2008

Batch Number: **9253013**

TestAmerica Laboratories, Inc.
Metals Prep Log/ Batch Summary

Prepared By:
Lisa McGall
(e-Signature)

Prep Date: 09/10/09
Due Date: 09/16/09

Lot	Work Order			ICP Weight	ICPMS Weight	Hg Weight
A9I100000 Water	LKJEN	B	Due Date: SDG:		50 mL	
A9I100000 Water	LKJEN	C	Due Date: SDG:		50 mL	
A9I090265 Water	LKH22 Total		Due Date: 09/16/09 SDG:		50 mL	
A9I090265 Water	LKH22 Total	S	Due Date: 09/16/09 SDG:		50 mL	
A9I090265 Water	LKH22 Total	D	Due Date: 09/16/09 SDG:		50 mL	
A9I090265 Water	LKH27 Total		Due Date: 09/16/09 SDG:		50 mL	
A9I090265 Water	LKH3A Dissolved		Due Date: 09/16/09 SDG:		50 mL	
A9I090265 Water	LKH3A Total		Due Date: 09/16/09 SDG:		50 mL	
A9I090265 Water	LKH3E Total		Due Date: 09/16/09 SDG:		50 mL	
A9I090265 Water	LKH3G Total		Due Date: 09/16/09 SDG:		50 mL	
A9I090139 Water	LKG5A Total		Due Date: 09/18/09 SDG: 9I09139		50 mL	
A9I090168 Water	LKHEK Total		Due Date: 09/21/09 SDG:		50 mL	
A9I090175 Water	LKHGQ Total		Due Date: 09/21/09 SDG:		50 mL	
A9I090172 Water	LKHFD Dissolved		Due Date: 09/23/09 SDG: 9I09172		50 mL	
A9I090172 Water	LKHFD Total		Due Date: 09/23/09 SDG: 9I09172		50 mL	

LEVEL 2

BLANK AND CHECK STANDARD ON BATCH	X
MS/MSD AND PDS ON BATCH	X
CORRECT SPIKES ADDED	X
SPIKING SOLUTIONS DOCUMENTED ON BATCH LOG	X

Comments:

B-BLANK; C-CHECK SAMPLE; L-CHECK SAMPLE DUPLICATE; P-SERIAL DILUTION; S-MATRIX SPIKE SAMPLE; D-MATRIX SPIKE DUPLICATE SAMPLE

Unless otherwise noted, final volumes are as follows: Soils - 100 mL. Waters - ICP and ICPMS - 50 mL, Hg - 100 mL.

ICPMS ELEMENTS WITHIN THE BATCH:

AG AS BA BE CD CO CR CU FE MN MO NI PB SB SE TL VX ZN

Batch Number: **9253013**

TestAmerica Laboratories, Inc.
Metals Prep Log/ Batch Summary

Prepared By:
Lisa McGall
(e-Signature)

Prep Date: 09/10/09
Due Date: 09/16/09

Lot	Work Order	ICP Weight	ICPMS Weight	Hg Weight
Matrix Spike Information:				
LKH22			ICPMS-1 ICPMS-2	
Check Sample Information:				
LKJEN			ICPMS-1 ICPMS-2	

Prep Method(s): MCAWW 200.8, SW846 3005A

Batch Number: **9253014**

TestAmerica Laboratories, Inc.
Metals Prep Log/ Batch Summary

Prepared By: Lisa McGall (e-Signature)

Prep Date: 09/10/09
Due Date: 09/11/09

Lot	Work Order			ICP Weight	ICPMS Weight	Hg Weight
A9I100000 Water	LKJEQ	B	Due Date: SDG:	50 mL		100 mL
A9I100000 Water	LKJEQ	C	Due Date: SDG:	50 mL		100 mL
A9I090104 Water	LKGQH Total		Due Date: 09/11/09 SDG:	50 mL		
A9I090236 Water	LKHV3 Total		Due Date: 09/14/09 SDG:	50 mL		
A9I090276 Water	LKH4F Total		Due Date: 09/16/09 SDG:	50 mL		
A9I090255 Water	LKH18 Total		Due Date: 09/17/09 SDG:	50 mL		
A9I090175 Water	LKHGQ Total		Due Date: 09/21/09 SDG:			100 mL
A9I090231 Water	LKHTK Total		Due Date: 09/21/09 SDG:	50 mL		100 mL
A9I090231 Water	LKHWE Total		Due Date: 09/21/09 SDG:	50 mL		100 mL
A9I090161 Water	LKHA7 Total		Due Date: 09/23/09 SDG:	50 mL		100 mL
A9I090161 Water	LKHA7 Total	S	Due Date: 09/23/09 SDG:	50 mL		100 mL
A9I090161 Water	LKHA7 Total	D	Due Date: 09/23/09 SDG:	50 mL		100 mL
A9I090161 Water	LKHCW Total		Due Date: 09/23/09 SDG:	50 mL		100 mL
A9I090161 Water	LKHC2 Total		Due Date: 09/23/09 SDG:	50 mL		100 mL
A9I090161 Water	LKHC7 Total		Due Date: 09/23/09 SDG:	50 mL		100 mL
A9I090161 Water	LKHC9 Total		Due Date: 09/23/09 SDG:	50 mL		100 mL
A9I090161 Water	LKHC9 Total	S	Due Date: 09/23/09 SDG:	50 mL		100 mL
A9I090161 Water	LKHC9 Total	D	Due Date: 09/23/09 SDG:	50 mL		100 mL
A9I090161 Water	LKHDL Total		Due Date: 09/23/09 SDG:	50 mL		100 mL
A9I090172 Water	LKHFD Dissolved		Due Date: 09/23/09 SDG: 9I09172			100 mL
A9I090172 Water	LKHFD Total		Due Date: 09/23/09 SDG: 9I09172			100 mL
A9I090253 Water	LKH1Q Total		Due Date: 09/23/09 SDG:	50 mL		100 mL

Batch Number: **9253014**

TestAmerica Laboratories, Inc.
Metals Prep Log/ Batch Summary

Prepared By:
Lisa McGall
(e-Signature)

Prep Date: 09/10/09
Due Date: 09/11/09

Lot	Work Order		ICP Weight	ICPMS Weight	Hg Weight
A9I090253 Water	LKH1V Total	Due Date: 09/23/09 SDG:	50 mL		100 mL
A9I090272 Water	LKH30 Total	Due Date: 09/23/09 SDG:	50 mL		

LEVEL 2

BLANK AND CHECK STANDARD ON BATCH	X
MS/MSD AND PDS ON BATCH	X
CORRECT SPIKES ADDED	X
SPIKING SOLUTIONS DOCUMENTED ON BATCH LOG	X

Comments:

B-BLANK; C-CHECK SAMPLE; L-CHECK SAMPLE DUPLICATE; P-SERIAL DILUTION; S-MATRIX SPIKE SAMPLE: D-MATRIX SPIKE DUPLICATE SAMPLE

Unless otherwise noted, final volumes are as follows: Soils - 100 mL. Waters - ICP and ICPMS - 50 mL, Hg - 100 mL.

ICP ELEMENTS WITHIN THE BATCH:

AG AL AS BA BE CD CO CR CU FE MN NI PB SB SE SN TL VX ZN

Matrix Spike Information:

LKHC9	ICP-1	Hg	Ag

Matrix Spike Information:

LKHA7	ICP-1	Hg	Ag

Check Sample Information:

LKJEQ	ICP-1	Hg	Ag

Prep Method(s): MCAWW 200.7, MCAWW 245.1, SW846 3005A, SW846 7470A

Batch Number: **9253016**

TestAmerica Laboratories, Inc.
Metals Prep Log/ Batch Summary

Prepared By:
Lisa McGall
(e-Signature)

Prep Date: 09/10/09
Due Date: 09/23/09

Lot	Work Order			ICP Weight	ICPMS Weight	Hg Weight
A9I100000 Water	LKJET	B	Due Date: SDG:		50 mL	100 mL
A9I100000 Water	LKJET	C	Due Date: SDG:		50 mL	100 mL
A9I090172 Water	LKHFT Dissolved		Due Date: 09/23/09 SDG: 9I09172		50 mL	100 mL
A9I090172 Water	LKHFT Total		Due Date: 09/23/09 SDG: 9I09172		50 mL	100 mL
A9I090172 Water	LKHFT Total	S	Due Date: 09/23/09 SDG: 9I09172		50 mL	100 mL
A9I090172 Water	LKHFT Total	X	Due Date: 09/23/09 SDG: 9I09172		50 mL	100 mL
A9I090172 Water	LKHGC Dissolved		Due Date: 09/23/09 SDG: 9I09172		50 mL	100 mL
A9I090172 Water	LKHGC Total		Due Date: 09/23/09 SDG: 9I09172		50 mL	100 mL
A9I090172 Water	LKHGM Dissolved		Due Date: 09/23/09 SDG: 9I09172		50 mL	100 mL
A9I090172 Water	LKHGM Total		Due Date: 09/23/09 SDG: 9I09172		50 mL	100 mL
A9I090172 Water	LKHGR Dissolved		Due Date: 09/23/09 SDG: 9I09172		50 mL	100 mL
A9I090172 Water	LKHGR Total		Due Date: 09/23/09 SDG: 9I09172		50 mL	100 mL
A9I090172 Water	LKHGV Dissolved		Due Date: 09/23/09 SDG: 9I09172		50 mL	100 mL
A9I090172 Water	LKHGV Total		Due Date: 09/23/09 SDG: 9I09172		50 mL	100 mL
A9I090172 Water	LKHGX Dissolved		Due Date: 09/23/09 SDG: 9I09172		50 mL	100 mL
A9I090172 Water	LKHGX Total		Due Date: 09/23/09 SDG: 9I09172		50 mL	100 mL
A9I090172 Water	LKHG1 Dissolved		Due Date: 09/23/09 SDG: 9I09172		50 mL	100 mL
A9I090172 Water	LKHG1 Total		Due Date: 09/23/09 SDG: 9I09172		50 mL	100 mL
A9I090172 Water	LKHG3 Dissolved		Due Date: 09/23/09 SDG: 9I09172		50 mL	100 mL
A9I090172 Water	LKHG3 Total		Due Date: 09/23/09 SDG: 9I09172		50 mL	100 mL
A9I090172 Water	LKHG6 Dissolved		Due Date: 09/23/09 SDG: 9I09172		50 mL	100 mL
A9I090172 Water	LKHG6 Total		Due Date: 09/23/09 SDG: 9I09172		50 mL	100 mL

Batch Number: **9253016**

TestAmerica Laboratories, Inc.
Metals Prep Log/ Batch Summary

Prepared By:
Lisa McGall
(e-Signature)

Prep Date: 09/10/09
Due Date: 09/23/09

Lot	Work Order		ICP Weight	ICPMS Weight	Hg Weight
A9I090172 Water	LKHG7 Dissolved	Due Date: 09/23/09 SDG: 9I09172		50 mL	100 mL
A9I090172 Water	LKHG7 Total	Due Date: 09/23/09 SDG: 9I09172		50 mL	100 mL

LEVEL 2

BLANK AND CHECK STANDARD ON BATCH	X
MS/MSD AND PDS ON BATCH	X
CORRECT SPIKES ADDED	X
SPIKING SOLUTIONS DOCUMENTED ON BATCH LOG	X

Comments:

B-BLANK; C-CHECK SAMPLE; L-CHECK SAMPLE DUPLICATE; P-SERIAL DILUTION; S-MATRIX SPIKE SAMPLE; D-MATRIX SPIKE DUPLICATE SAMPLE

Unless otherwise noted, final volumes are as follows: Soils - 100 mL. Waters - ICP and ICPMS - 50 mL, Hg - 100 mL.

ICPMS ELEMENTS WITHIN THE BATCH:

AG AS BA BE CD CO CR CU FE MN MO NI PB SB SE TL VX ZN

Matrix Spike Information:

LKHFT	Hg	ICPMS-1	ICPMS-2

Check Sample Information:

LKJET	Hg	ICPMS-1	ICPMS-2

Prep Method(s): SW846 3005A, SW846 7470A

METALS PREPARATION SUMMARY

Preparation Type	Matrix	Amount of Standard added to LCS & MS/MSD		Initial Sample Vol/Wt	Final Sample Volume
		Amount	Standard name		
ICP	water	1 mL 1 mL 1.0 mL	Ag ICP-1 ICP-2A	50 mL	50 mL
ICPMS	water	0.5ml 0.5ml	ICPMS-1 ICPMS-2	50 mL	50 mL
Hg - CVAA	water	5 mL (LCS) 1 mL (MS/MSD)	HG-1 HG-1	100 mL	100 mL
Hg - CVAF (low level)	water	0.2 mL (LCS/MS/MSD)	HG ICAL	40 ml	40 ml
ICP	solid	2 mL 2 mL 2 mL	Ag ICP-1 ICP-2A	1.00 +/- .02g	100 mL
ICPMS	solid	1ml 1ml	ICPMS-1 ICPMS-2	1.00 +/- .02g	100ml
Hg - CVAA	solid	5 mL (LCS) 1 mL (MS/MSD)	HG-1 HG-1	0.60 +/- .01g	100 mL
ICP	TCLP	1 mL (LCS) 1 mL(LCS)	Ag ICP-1	50 mL	50 mL
ICP	TCLP	0.5 mL(MS/MSD)	TCLP Spike I RCRA	50 mL	50 mL
ICP	TCLP	1 mL(MS/MSD)	TCLP Spike II Non-RCRA	50 mL	50 mL
Hg - CVAA	TCLP	5 mL (LCS) 5 mL (MS/MSD)	HG-1 HG-1	100 mL	100 mL

Mercury Standards Preparation				
Final Concentration		Spiking Standard		
		Amount	Standard	Concentration
Calibration Standards:				
0.0002 ppm		0.2 mL	HG-2	0.1 ppm
0.0005 ppm		0.5 mL	HG-2	0.1 ppm
0.001 ppm		1 mL	HG-2	0.1 ppm
0.005 ppm		5 mL	HG-2	0.1 ppm
0.010 ppm		10 mL	HG-2	0.1 ppm
ICV Preparation				
0.0025 ppm		2.5 mL	HG-1	0.1 ppm
CCV Preparation:				
0.005 ppm		5 mL	HG-2	0.1 ppm

Low Level Mercury Standards Preparation				
Final Concentration		Spiking Standard		
		Amount	Standard	Concentration
Calibration Standards:				
0.5 ppt		20 ul	HG ICAL	1.0 ppb
1.0 ppt		40 ul	HG ICAL	1.0 ppb
2 ppt		80 ul	HG ICAL	1.0 ppb
5 ppt		200 ul	HG ICAL	1.0 ppb
10 ppt		400 ul	HG ICAL	1.0 ppb
25 ppt		1000 ul	HG ICAL	1.0 ppb
ICV Preparation				
5 ppt		200 ul	HG ICV	1.0 ppb
CCV Preparation:				
5 ppt		200 ul	HG ICAL	1.0 ppb

SPIKING STANDARD DEFINITIONS

Elements	Ag	ICP-1	ICP-2A	ICPMS-1	ICPMS-2	HG-1	HG-2	HG ICAL	HG ICV	TCLP Spike I	TCLP Spike II
Ag	2.5 ppm			10ppm						100 ppm	
Al		100 ppm			1000ppm						100 ppm
As		100 ppm		10ppm						500 ppm	
Ba		100 ppm		10ppm						5000 ppm	
Be		2.5 ppm		10ppm							2.5 ppm
Cd		2.5 ppm		10ppm						100 ppm	
Ca			2500 ppm		1000ppm						
Co		25 ppm		10ppm							25 ppm
Cr		10 ppm		10ppm						500 ppm	
Cu		12.5 ppm		10ppm							12.5 ppm
Fe		50 ppm			1000ppm						50 ppm
Hg						0.1 ppm	0.1 ppm	1.0 ppb	1.0 ppb		
K			2500 ppm		1000ppm						
Mg			2500 ppm		1000ppm						
Mn		25 ppm		10ppm							25 ppm
Na			2500 ppm		1000ppm						
Ni		25 ppm		10ppm							25 ppm
Pb		25 ppm		10ppm						500 ppm	
Sb		25 ppm		10ppm							25 ppm
Se		100 ppm		10ppm						100 ppm	
Tl		100 ppm		10ppm							100 ppm
V		25 ppm		10ppm							25 ppm
Zn		25 ppm		10ppm							25 ppm
B		50 ppm		10ppm							50 ppm
Sr		50 ppm		10ppm							
Mo		50 ppm		10ppm							50 ppm
W		50 ppm		10ppm							
Sn		100 ppm		10ppm							100 ppm
Zr		50 ppm		10ppm							
Ti		50 ppm		10ppm							

Test America North Canton
Revised 4/5/02
N:\Metals\Preplog.xls

DATE: 9-10-09

METALS PREPARATION REAGENTS/STANDARDS

Reagents and Standards listed on this form are used for the entire day's prep batches unless otherwise noted on the individual prep log.

REAGENT NAME	REAGENT NUMBER
1:1 HNO_3 (nitric acid)	9MR595
1:1 HCl (hydrochloric acid)	9MR558
HNO_3 (nitric acid)	9MR564
HCl (hydrochloric acid)	9MR591
$KMnO_4$ (potassium permanganate)	9MR569
$K_2S_2O_8$ (potassium persulfate)	9MR544
H_2O_2 (hydrogen peroxide)	9MR372
H_2SO_4 (sulfuric acid)	9MR565
HCl/HNO_3 (aqua regia)	9MR596

STANDARD NAME	STANDARD/LOT NUMBER
ICP-1	96395
ICP-2A	9H405
RCRA	HPS 0907835
non-RCRA	HPS 0831624
Ag	9H434
Hg	9I466
ICPMS-1	HPS 0919103-A HPS 0919106-B
ICPMS-2	HPS 0919105

Waters

Hg time in the water bath (HB1) 9:00

Hg time out of the water bath (HB1) 10:00

Solids

Hg time in the water bath (HB1) 10:10

Hg time out of the water bath (HB1) 10:40

Times listed are for the waters and solids for that day unless otherwise noted.

All solid batches were weighed on balance number B030 unless otherwise noted.

Daily Batch Level II Jean McGall

Test America North Canton
Revision Date: 4/4/08
N:\Metals/Reagent2.doc

Hg Standard Curve Preparation Summary

Date: 9-10-09

Time In: 10:00 > H_2O

Time Out: 12:00

Standard Concentrations	Standard Numbers
S0	
0.2 ppb	
CRA - 0.2 ppb	
0.5 ppb	
1.0 ppb	STD 9I467
5.0 ppb	
10.0 ppb	
CCV - 5.0 ppb	
CCB	
ICV - 2.5 ppb	STD 9I466
ICB	

METHOD BLANK REPORT

TOTAL Metals

Client Lot #...: 9I09172 **Matrix.....:** WATER

PARAMETER	RESULT	REPORTING LIMIT	UNITS	METHOD	PREPARATION-ANALYSIS DATE	WORK ORDER #
MB Lot-Sample #: A9I100000-013 **Prep Batch #...:** 9253013						
Antimony	ND	2.0	ug/L	SW846 6020	09/10-09/15/09	LKJEN1AF
		Dilution Factor: 1				
		Analysis Time..: 10:20		Analyst ID.....: 002260	Instrument ID..: I8	
Arsenic	ND	5.0	ug/L	SW846 6020	09/10-09/15/09	LKJEN1AG
		Dilution Factor: 1				
		Analysis Time..: 10:20		Analyst ID.....: 002260	Instrument ID..: I8	
Barium	**0.79 B**	**1.0**	**ug/L**	**SW846 6020**	**09/10-09/15/09**	**LKJEN1AH**
		Dilution Factor: 1				
		Analysis Time..: 10:20		Analyst ID.....: 002260	Instrument ID..: I8	
Beryllium	ND	1.0	ug/L	SW846 6020	09/10-09/15/09	LKJEN1AJ
		Dilution Factor: 1				
		Analysis Time..: 10:20		Analyst ID.....: 002260	Instrument ID..: I8	
Cadmium	ND	1.0	ug/L	SW846 6020	09/10-09/15/09	LKJEN1AK
		Dilution Factor: 1				
		Analysis Time..: 10:20		Analyst ID.....: 002260	Instrument ID..: I8	
Chromium	**0.17 B**	**2.0**	**ug/L**	**SW846 6020**	**09/10-09/15/09**	**LKJEN1A1**
		Dilution Factor: 1				
		Analysis Time..: 10:20		Analyst ID.....: 002260	Instrument ID..: I8	
Cobalt	ND	1.0	ug/L	SW846 6020	09/10-09/15/09	LKJEN1AL
		Dilution Factor: 1				
		Analysis Time..: 10:20		Analyst ID.....: 002260	Instrument ID..: I8	
Copper	**0.49 B**	**2.0**	**ug/L**	**SW846 6020**	**09/10-09/15/09**	**LKJEN1AM**
		Dilution Factor: 1				
		Analysis Time..: 10:20		Analyst ID.....: 002260	Instrument ID..: I8	
Iron	ND	50.0	ug/L	SW846 6020	09/10-09/15/09	LKJEN1AN
		Dilution Factor: 1				
		Analysis Time..: 10:20		Analyst ID.....: 002260	Instrument ID..: I8	
Lead	**0.099 B**	**1.0**	**ug/L**	**SW846 6020**	**09/10-09/15/09**	**LKJEN1AP**
		Dilution Factor: 1				
		Analysis Time..: 10:20		Analyst ID.....: 002260	Instrument ID..: I8	
Manganese	**1.7**	**1.0**	**ug/L**	**SW846 6020**	**09/10-09/15/09**	**LKJEN1AQ**
		Dilution Factor: 1				
		Analysis Time..: 17:19		Analyst ID.....: 002260	Instrument ID..: I8	

(Continued on next page)

METHOD BLANK REPORT

TOTAL Metals

Client Lot #...: 9I09172 **Matrix.....:** WATER

PARAMETER	RESULT	REPORTING LIMIT	UNITS	METHOD	PREPARATION-ANALYSIS DATE	WORK ORDER #
Molybdenum	ND	2.0	ug/L	SW846 6020	09/10-09/15/09	LKJEN1AR
		Dilution Factor: 1				
		Analysis Time..: 10:20		Analyst ID.....: 002260	Instrument ID..: I8	
Nickel	ND	2.0	ug/L	SW846 6020	09/10-09/15/09	LKJEN1AT
		Dilution Factor: 1				
		Analysis Time..: 10:20		Analyst ID.....: 002260	Instrument ID..: I8	
Selenium	ND	5.0	ug/L	SW846 6020	09/10-09/15/09	LKJEN1AU
		Dilution Factor: 1				
		Analysis Time..: 10:20		Analyst ID.....: 002260	Instrument ID..: I8	
Silver	ND	1.0	ug/L	SW846 6020	09/10-09/15/09	LKJEN1AV
		Dilution Factor: 1				
		Analysis Time..: 10:20		Analyst ID.....: 002260	Instrument ID..: I8	
Thallium	ND	1.0	ug/L	SW846 6020	09/10-09/15/09	LKJEN1AW
		Dilution Factor: 1				
		Analysis Time..: 10:20		Analyst ID.....: 002260	Instrument ID..: I8	
Vanadium	ND	20.0	ug/L	SW846 6020	09/10-09/15/09	LKJEN1AX
		Dilution Factor: 1				
		Analysis Time..: 10:20		Analyst ID.....: 002260	Instrument ID..: I8	
Zinc	**9.7 B**	**20.0**	**ug/L**	**SW846 6020**	**09/10-09/15/09**	**LKJEN1A0**
		Dilution Factor: 1				
		Analysis Time..: 10:20		Analyst ID.....: 002260	Instrument ID..: I8	

MB Lot-Sample #: ~~A9I1~~00000-014 **Prep Batch #...:** 9253014

Mercury	**0.14 B**	**0.20**	**ug/L**	**SW846 7470A**	**09/10/09**	**LKJEQ1CM**
		Dilution Factor: 1				
		Analysis Time..: 17:06		Analyst ID.....: 001576	Instrument ID..: H4	

MB Lot-Sample #: A9I100000-016 **Prep Batch #...:** 9253016

Antimony	ND	2.0	ug/L	SW846 6020	09/10-09/18/09	LKJET1AA
		Dilution Factor: 1				
		Analysis Time..: 11:18		Analyst ID.....: 001637	Instrument ID..: I8	
Arsenic	ND	5.0	ug/L	SW846 6020	09/10-09/18/09	LKJET1AC
		Dilution Factor: 1				
		Analysis Time..: 11:18		Analyst ID.....: 001637	Instrument ID..: I8	

(Continued on next page)

METHOD BLANK REPORT

TOTAL Metals

Client Lot #...: 9I09172 Matrix.....: WATER

PARAMETER	RESULT	REPORTING LIMIT	UNITS	METHOD	PREPARATION-ANALYSIS DATE	WORK ORDER #
Barium	0.24 B	1.0	ug/L	SW846 6020	09/10-09/18/09	LKJET1AD
		Dilution Factor: 1				
		Analysis Time..: 11:18		Analyst ID.....: 001637	Instrument ID..: I8	
Beryllium	ND	1.0	ug/L	SW846 6020	09/10-09/18/09	LKJET1AE
		Dilution Factor: 1				
		Analysis Time..: 11:18		Analyst ID.....: 001637	Instrument ID..: I8	
Cadmium	ND	1.0	ug/L	SW846 6020	09/10-09/18/09	LKJET1AF
		Dilution Factor: 1				
		Analysis Time..: 11:18		Analyst ID.....: 001637	Instrument ID..: I8	
Chromium	0.16 B	2.0	ug/L	SW846 6020	09/10-09/18/09	LKJET1AV
		Dilution Factor: 1				
		Analysis Time..: 11:18		Analyst ID.....: 001637	Instrument ID..: I8	
Cobalt	ND	1.0	ug/L	SW846 6020	09/10-09/18/09	LKJET1AG
		Dilution Factor: 1				
		Analysis Time..: 11:18		Analyst ID.....: 001637	Instrument ID..: I8	
Copper	0.067 B	2.0	ug/L	SW846 6020	09/10-09/18/09	LKJET1AH
		Dilution Factor: 1				
		Analysis Time..: 11:18		Analyst ID.....: 001637	Instrument ID..: I8	
Iron	24.3 B	50.0	ug/L	SW846 6020	09/10-09/18/09	LKJET1AJ
		Dilution Factor: 1				
		Analysis Time..: 11:18		Analyst ID.....: 001637	Instrument ID..: I8	
Lead	0.26 B	1.0	ug/L	SW846 6020	09/10-09/18/09	LKJET1AK
		Dilution Factor: 1				
		Analysis Time..: 11:18		Analyst ID.....: 001637	Instrument ID..: I8	
Manganese	0.43 B	1.0	ug/L	SW846 6020	09/10-09/18/09	LKJET1AL
		Dilution Factor: 1				
		Analysis Time..: 11:18		Analyst ID.....: 001637	Instrument ID..: I8	
Molybdenum	ND	2.0	ug/L	SW846 6020	09/10-09/18/09	LKJET1AM
		Dilution Factor: 1				
		Analysis Time..: 11:18		Analyst ID.....: 001637	Instrument ID..: I8	
Nickel	0.26 B	2.0	ug/L	SW846 6020	09/10-09/18/09	LKJET1AN
		Dilution Factor: 1				
		Analysis Time..: 11:18		Analyst ID.....: 001637	Instrument ID..: I8	
Selenium	ND	5.0	ug/L	SW846 6020	09/10-09/18/09	LKJET1AP
		Dilution Factor: 1				
		Analysis Time..: 11:18		Analyst ID.....: 001637	Instrument ID..: I8	

(Continued on next page)

METHOD BLANK REPORT

TOTAL Metals

Client Lot #...: 9I09172 **Matrix.....:** WATER

PARAMETER	RESULT	REPORTING LIMIT	UNITS	METHOD	PREPARATION-ANALYSIS DATE	WORK ORDER #
Silver	ND	1.0	ug/L	SW846 6020	09/10-09/18/09	LKJET1AQ
		Dilution Factor: 1				
		Analysis Time..: 11:18		Analyst ID.....: 001637	Instrument ID..: I8	
Thallium	ND	1.0	ug/L	SW846 6020	09/10-09/18/09	LKJET1AR
		Dilution Factor: 1				
		Analysis Time..: 11:18		Analyst ID.....: 001637	Instrument ID..: I8	
Vanadium	ND	20.0	ug/L	SW846 6020	09/10-09/18/09	LKJET1AT
		Dilution Factor: 1				
		Analysis Time..: 11:18		Analyst ID.....: 001637	Instrument ID..: I8	
Zinc	**12.1 B**	**20.0**	**ug/L**	**SW846 6020**	**09/10-09/18/09**	**LKJET1AU**
		Dilution Factor: 1				
		Analysis Time..: 11:18		Analyst ID.....: 001637	Instrument ID..: I8	
Mercury	ND	0.20	ug/L	SW846 7470A	09/10/09	LKJET1AW
		Dilution Factor: 1				
		Analysis Time..: 17:48		Analyst ID.....: 001576	Instrument ID..: H4	

MB Lot-Sample #: C9I120000-029 **Prep Batch #...:** 9255029

Calcium	ND	5000	ug/L	SW846 6010B	09/12-09/17/09	LKN291AA
		Dilution Factor: 1				
		Analysis Time..: 17:47		Analyst ID.....: 022952	Instrument ID..: TRA	
Magnesium	ND	5000	ug/L	SW846 6010B	09/12-09/17/09	LKN291AD
		Dilution Factor: 1				
		Analysis Time..: 17:47		Analyst ID.....: 022952	Instrument ID..: TRA	
Potassium	ND	5000	ug/L	SW846 6010B	09/12-09/17/09	LKN291AC
		Dilution Factor: 1				
		Analysis Time..: 17:47		Analyst ID.....: 022952	Instrument ID..: TRA	
Silica	ND	1070	ug/L	SW846 6010B	09/12-09/17/09	LKN291AF
		Dilution Factor: 1				
		Analysis Time..: 17:47		Analyst ID.....: 022952	Instrument ID..: TRA	
Sodium	ND	5000	ug/L	SW846 6010B	09/12-09/17/09	LKN291AE
		Dilution Factor: 1				
		Analysis Time..: 17:47		Analyst ID.....: 022952	Instrument ID..: TRA	

NOTE(S):

Calculations are performed before rounding to avoid round-off errors in calculated results.

B Estimated result. Result is less than RL.

METHOD BLANK REPORT

DISSOLVED Metals

Client Lot #...: 9I09172 Matrix.....: WATER

PARAMETER	RESULT	REPORTING LIMIT	UNITS	METHOD	PREPARATION-ANALYSIS DATE	WORK ORDER #
MB Lot-Sample #: A9I100000-013 **Prep Batch #...:** 9253013						
Antimony	ND	2.0	ug/L	SW846 6020	09/10-09/15/09	LKJEN1A2
		Dilution Factor: 1				
		Analysis Time..: 10:20		Analyst ID.....: 002260	Instrument ID..: I8	
Arsenic	ND	5.0	ug/L	SW846 6020	09/10-09/15/09	LKJEN1A3
		Dilution Factor: 1				
		Analysis Time..: 10:20		Analyst ID.....: 002260	Instrument ID..: I8	
Barium	**0.79 B**	**1.0**	**ug/L**	**SW846 6020**	**09/10-09/15/09**	**LKJEN1A4**
		Dilution Factor: 1				
		Analysis Time..: 10:20		Analyst ID.....: 002260	Instrument ID..: I8	
Beryllium	ND	1.0	ug/L	SW846 6020	09/10-09/15/09	LKJEN1A5
		Dilution Factor: 1				
		Analysis Time..: 10:20		Analyst ID.....: 002260	Instrument ID..: I8	
Cadmium	ND	1.0	ug/L	SW846 6020	09/10-09/15/09	LKJEN1A6
		Dilution Factor: 1				
		Analysis Time..: 10:20		Analyst ID.....: 002260	Instrument ID..: I8	
Chromium	**0.17 B**	**2.0**	**ug/L**	**SW846 6020**	**09/10-09/15/09**	**LKJEN1CL**
		Dilution Factor: 1				
		Analysis Time..: 10:20		Analyst ID.....: 002260	Instrument ID..: I8	
Cobalt	ND	1.0	ug/L	SW846 6020	09/10-09/15/09	LKJEN1A7
		Dilution Factor: 1				
		Analysis Time..: 10:20		Analyst ID.....: 002260	Instrument ID..: I8	
Copper	**0.49 B**	**2.0**	**ug/L**	**SW846 6020**	**09/10-09/15/09**	**LKJEN1A8**
		Dilution Factor: 1				
		Analysis Time..: 10:20		Analyst ID.....: 002260	Instrument ID..: I8	
Iron	**17.3 B**	**50.0**	**ug/L**	**SW846 6020**	**09/10-09/15/09**	**LKJEN1A9**
		Dilution Factor: 1				
		Analysis Time..: 10:20		Analyst ID.....: 002260	Instrument ID..: I8	
Lead	**0.099 B**	**1.0**	**ug/L**	**SW846 6020**	**09/10-09/15/09**	**LKJEN1CA**
		Dilution Factor: 1				
		Analysis Time..: 10:20		Analyst ID.....: 002260	Instrument ID..: I8	
Manganese	**1.7**	**1.0**	**ug/L**	**SW846 6020**	**09/10-09/15/09**	**LKJEN1CC**
		Dilution Factor: 1				
		Analysis Time..: 17:19		Analyst ID.....: 002260	Instrument ID..: I8	

(Continued on next page)

METHOD BLANK REPORT

DISSOLVED Metals

Client Lot #...: 9I09172 Matrix.....: WATER

PARAMETER	RESULT	REPORTING LIMIT	UNITS	METHOD	PREPARATION-ANALYSIS DATE	WORK ORDER #
Molybdenum	ND	2.0	ug/L	SW846 6020	09/10-09/15/09	LKJEN1CD
		Dilution Factor: 1				
		Analysis Time..: 10:20		Analyst ID.....: 002260	Instrument ID..: I8	
Nickel	**0.18 B**	**2.0**	**ug/L**	**SW846 6020**	**09/10-09/15/09**	**LKJEN1CE**
		Dilution Factor: 1				
		Analysis Time..: 10:20		Analyst ID.....: 002260	Instrument ID..: I8	
Selenium	ND	5.0	ug/L	SW846 6020	09/10-09/15/09	LKJEN1CF
		Dilution Factor: 1				
		Analysis Time..: 10:20		Analyst ID.....: 002260	Instrument ID..: I8	
Silver	ND	1.0	ug/L	SW846 6020	09/10-09/15/09	LKJEN1CG
		Dilution Factor: 1				
		Analysis Time..: 10:20		Analyst ID.....: 002260	Instrument ID..: I8	
Thallium	ND	1.0	ug/L	SW846 6020	09/10-09/15/09	LKJEN1CH
		Dilution Factor: 1				
		Analysis Time..: 10:20		Analyst ID.....: 002260	Instrument ID..: I8	
Vanadium	ND	20.0	ug/L	SW846 6020	09/10-09/15/09	LKJEN1CJ
		Dilution Factor: 1				
		Analysis Time..: 10:20		Analyst ID.....: 002260	Instrument ID..: I8	
Zinc	**9.7 B**	**20.0**	**ug/L**	**SW846 6020**	**09/10-09/15/09**	**LKJEN1CK**
		Dilution Factor: 1				
		Analysis Time..: 10:20		Analyst ID.....: 002260	Instrument ID..: I8	

MB Lot-Sample #: ~~A9I100000~~-014 **Prep Batch #...:** 9253014

Mercury	**0.14 B**	**0.20**	**ug/L**	**SW846 7470A**	**09/10/09**	**LKJEQ1CN**
		Dilution Factor: 1				
		Analysis Time..: 17:06		Analyst ID.....: 001576	Instrument ID..: H4	

MB Lot-Sample #: A9I100000-016 **Prep Batch #...:** 9253016

Antimony	ND	2.0	ug/L	SW846 6020	09/10-09/18/09	LKJET1CK
		Dilution Factor: 1				
		Analysis Time..: 11:18		Analyst ID.....: 001637	Instrument ID..: I8	
Arsenic	ND	5.0	ug/L	SW846 6020	09/10-09/18/09	LKJET1CL
		Dilution Factor: 1				
		Analysis Time..: 11:18		Analyst ID.....: 001637	Instrument ID..: I8	

(Continued on next page)

METHOD BLANK REPORT

DISSOLVED Metals

Client Lot #...: 9I09172 Matrix.....: WATER

PARAMETER	RESULT	REPORTING LIMIT	UNITS	METHOD	PREPARATION-ANALYSIS DATE	WORK ORDER #
Barium	0.24 B	1.0	ug/L	SW846 6020	09/10-09/18/09	LKJET1CM
		Dilution Factor: 1				
		Analysis Time..: 11:18		Analyst ID.....: 001637	Instrument ID..: I8	
Beryllium	ND	1.0	ug/L	SW846 6020	09/10-09/18/09	LKJET1CN
		Dilution Factor: 1				
		Analysis Time..: 11:18		Analyst ID.....: 001637	Instrument ID..: I8	
Cadmium	ND	1.0	ug/L	SW846 6020	09/10-09/18/09	LKJET1CP
		Dilution Factor: 1				
		Analysis Time..: 11:18		Analyst ID.....: 001637	Instrument ID..: I8	
Chromium	0.16 B	2.0	ug/L	SW846 6020	09/10-09/18/09	LKJET1C5
		Dilution Factor: 1				
		Analysis Time..: 11:18		Analyst ID.....: 001637	Instrument ID..: I8	
Cobalt	ND	1.0	ug/L	SW846 6020	09/10-09/18/09	LKJET1CQ
		Dilution Factor: 1				
		Analysis Time..: 11:18		Analyst ID.....: 001637	Instrument ID..: I8	
Copper	0.067 B	2.0	ug/L	SW846 6020	09/10-09/18/09	LKJET1CR
		Dilution Factor: 1				
		Analysis Time..: 11:18		Analyst ID.....: 001637	Instrument ID..: I8	
Iron	24.3 B	50.0	ug/L	SW846 6020	09/10-09/18/09	LKJET1CT
		Dilution Factor: 1				
		Analysis Time..: 11:18		Analyst ID.....: 001637	Instrument ID..: I8	
Lead	0.26 B	1.0	ug/L	SW846 6020	09/10-09/18/09	LKJET1CU
		Dilution Factor: 1				
		Analysis Time..: 11:18		Analyst ID.....: 001637	Instrument ID..: I8	
Manganese	0.43 B	1.0	ug/L	SW846 6020	09/10-09/18/09	LKJET1CV
		Dilution Factor: 1				
		Analysis Time..: 11:18		Analyst ID.....: 001637	Instrument ID..: I8	
Molybdenum	ND	2.0	ug/L	SW846 6020	09/10-09/18/09	LKJET1CW
		Dilution Factor: 1				
		Analysis Time..: 11:18		Analyst ID.....: 001637	Instrument ID..: I8	
Nickel	0.26 B	2.0	ug/L	SW846 6020	09/10-09/18/09	LKJET1CX
		Dilution Factor: 1				
		Analysis Time..: 11:18		Analyst ID.....: 001637	Instrument ID..: I8	
Selenium	ND	5.0	ug/L	SW846 6020	09/10-09/18/09	LKJET1C0
		Dilution Factor: 1				
		Analysis Time..: 11:18		Analyst ID.....: 001637	Instrument ID..: I8	

(Continued on next page)

METHOD BLANK REPORT

DISSOLVED Metals

Client Lot #...: 9I09172 Matrix.....: WATER

PARAMETER	RESULT	REPORTING LIMIT	UNITS	METHOD	PREPARATION-ANALYSIS DATE	WORK ORDER #
Silver	ND	1.0	ug/L	SW846 6020	09/10-09/18/09	LKJET1C1
		Dilution Factor: 1				
		Analysis Time..: 11:18		Analyst ID.....: 001637	Instrument ID..: I8	
Thallium	ND	1.0	ug/L	SW846 6020	09/10-09/18/09	LKJET1C2
		Dilution Factor: 1				
		Analysis Time..: 11:18		Analyst ID.....: 001637	Instrument ID..: I8	
Vanadium	ND	20.0	ug/L	SW846 6020	09/10-09/18/09	LKJET1C3
		Dilution Factor: 1				
		Analysis Time..: 11:18		Analyst ID.....: 001637	Instrument ID..: I8	
Zinc	**12.1 B**	**20.0**	**ug/L**	**SW846 6020**	**09/10-09/18/09**	**LKJET1C4**
		Dilution Factor: 1				
		Analysis Time..: 11:18		Analyst ID.....: 001637	Instrument ID..: I8	
Mercury	ND	0.20	ug/L	SW846 7470A	09/10/09	LKJET1C6
		Dilution Factor: 1				
		Analysis Time..: 17:48		Analyst ID.....: 001576	Instrument ID..: H4	

NOTE(S):

Calculations are performed before rounding to avoid round-off errors in calculated results.

B Estimated result. Result is less than RL.

LABORATORY CONTROL SAMPLE EVALUATION REPORT

TOTAL Metals

Client Lot #...: 9I09172 **Matrix.....:** WATER

PARAMETER	PERCENT RECOVERY	RECOVERY LIMITS	METHOD	PREPARATION-ANALYSIS DATE	WORK ORDER #
LCS Lot-Sample#: A9I100000-013 **Prep Batch #...:** 9253013					
Iron	98	(80 - 120)	SW846 6020	09/10-09/15/09	LKJEN1AC
		Dilution Factor: 1	Analysis Time..: 10:24	Analyst ID.....: 002260	
		Instrument ID..: I8			
Antimony	93	(80 - 120)	SW846 6020	09/10-09/15/09	LKJEN1C0
		Dilution Factor: 1	Analysis Time..: 10:24	Analyst ID.....: 002260	
		Instrument ID..: I8			
Arsenic	90	(80 - 120)	SW846 6020	09/10-09/15/09	LKJEN1C1
		Dilution Factor: 1	Analysis Time..: 10:24	Analyst ID.....: 002260	
		Instrument ID..: I8			
Barium	91	(80 - 120)	SW846 6020	09/10-09/15/09	LKJEN1C2
		Dilution Factor: 1	Analysis Time..: 10:24	Analyst ID.....: 002260	
		Instrument ID..: I8			
Beryllium	89	(80 - 120)	SW846 6020	09/10-09/15/09	LKJEN1C3
		Dilution Factor: 1	Analysis Time..: 10:24	Analyst ID.....: 002260	
		Instrument ID..: I8			
Cadmium	96	(80 - 120)	SW846 6020	09/10-09/15/09	LKJEN1C4
		Dilution Factor: 1	Analysis Time..: 10:24	Analyst ID.....: 002260	
		Instrument ID..: I8			
Cobalt	91	(80 - 120)	SW846 6020	09/10-09/15/09	LKJEN1C5
		Dilution Factor: 1	Analysis Time..: 10:24	Analyst ID.....: 002260	
		Instrument ID..: I8			
Copper	95	(80 - 120)	SW846 6020	09/10-09/15/09	LKJEN1C6
		Dilution Factor: 1	Analysis Time..: 10:24	Analyst ID.....: 002260	
		Instrument ID..: I8			
Lead	94	(80 - 120)	SW846 6020	09/10-09/15/09	LKJEN1C7
		Dilution Factor: 1	Analysis Time..: 10:24	Analyst ID.....: 002260	
		Instrument ID..: I8			
Manganese	97	(80 - 120)	SW846 6020	09/10-09/15/09	LKJEN1C8
		Dilution Factor: 1	Analysis Time..: 17:24	Analyst ID.....: 002260	
		Instrument ID..: I8			

(Continued on next page)

LABORATORY CONTROL SAMPLE EVALUATION REPORT

TOTAL Metals

Client Lot #...: 9I09172 **Matrix.....:** WATER

PARAMETER	PERCENT RECOVERY	RECOVERY LIMITS	METHOD	PREPARATION-ANALYSIS DATE	WORK ORDER #
Molybdenum	91	(80 - 120)	SW846 6020	09/10-09/15/09	LKJEN1C9
		Dilution Factor: 1	Analysis Time..: 10:24	Analyst ID.....: 002260	
		Instrument ID..: I8			
Nickel	93	(80 - 120)	SW846 6020	09/10-09/15/09	LKJEN1DA
		Dilution Factor: 1	Analysis Time..: 10:24	Analyst ID.....: 002260	
		Instrument ID..: I8			
Selenium	94	(80 - 120)	SW846 6020	09/10-09/15/09	LKJEN1DC
		Dilution Factor: 1	Analysis Time..: 10:24	Analyst ID.....: 002260	
		Instrument ID..: I8			
Silver	96	(80 - 120)	SW846 6020	09/10-09/15/09	LKJEN1DD
		Dilution Factor: 1	Analysis Time..: 10:24	Analyst ID.....: 002260	
		Instrument ID..: I8			
Thallium	89	(80 - 120)	SW846 6020	09/10-09/15/09	LKJEN1DE
		Dilution Factor: 1	Analysis Time..: 10:24	Analyst ID.....: 002260	
		Instrument ID..: I8			
Vanadium	89	(80 - 120)	SW846 6020	09/10-09/15/09	LKJEN1DF
		Dilution Factor: 1	Analysis Time..: 10:24	Analyst ID.....: 002260	
		Instrument ID..: I8			
Zinc	109	(80 - 120)	SW846 6020	09/10-09/15/09	LKJEN1DG
		Dilution Factor: 1	Analysis Time..: 10:24	Analyst ID.....: 002260	
		Instrument ID..: I8			
Chromium	90	(80 - 120)	SW846 6020	09/10-09/15/09	LKJEN1DH
		Dilution Factor: 1	Analysis Time..: 10:24	Analyst ID.....: 002260	
		Instrument ID..: I8			
LCS Lot-Sample#: A9I100000-014		**Prep Batch #...:** 9253014			
Mercury	122	(81 - 123)	SW846 7470A	09/10/09	LKJEQ1A0
		Dilution Factor: 1	Analysis Time..: 17:09	Analyst ID.....: 001576	
		Instrument ID..: H4			
LCS Lot-Sample#: A9I100000-016		**Prep Batch #...:** 9253016			
Antimony	99	(80 - 120)	SW846 6020	09/10-09/18/09	LKJET1AX
		Dilution Factor: 1	Analysis Time..: 11:22	Analyst ID.....: 001637	
		Instrument ID..: I8			

(Continued on next page)

LABORATORY CONTROL SAMPLE EVALUATION REPORT

TOTAL Metals

Client Lot #...: 9I09172 Matrix.....: WATER

PARAMETER	PERCENT RECOVERY	RECOVERY LIMITS	METHOD	PREPARATION-ANALYSIS DATE	WORK ORDER #
Arsenic	98	(80 - 120)	SW846 6020	09/10-09/18/09	LKJET1A0
		Dilution Factor: 1	Analysis Time..: 11:22	Analyst ID.....: 001637	
		Instrument ID..: I8			
Barium	97	(80 - 120)	SW846 6020	09/10-09/18/09	LKJET1A1
		Dilution Factor: 1	Analysis Time..: 11:22	Analyst ID.....: 001637	
		Instrument ID..: I8			
Beryllium	99	(80 - 120)	SW846 6020	09/10-09/18/09	LKJET1A2
		Dilution Factor: 1	Analysis Time..: 11:22	Analyst ID.....: 001637	
		Instrument ID..: I8			
Cadmium	102	(80 - 120)	SW846 6020	09/10-09/18/09	LKJET1A3
		Dilution Factor: 1	Analysis Time..: 11:22	Analyst ID.....: 001637	
		Instrument ID..: I8			
Cobalt	99	(80 - 120)	SW846 6020	09/10-09/18/09	LKJET1A4
		Dilution Factor: 1	Analysis Time..: 11:22	Analyst ID.....: 001637	
		Instrument ID..: I8			
Copper	102	(80 - 120)	SW846 6020	09/10-09/18/09	LKJET1A5
		Dilution Factor: 1	Analysis Time..: 11:22	Analyst ID.....: 001637	
		Instrument ID..: I8			
Iron	95	(80 - 120)	SW846 6020	09/10-09/18/09	LKJET1A6
		Dilution Factor: 1	Analysis Time..: 11:22	Analyst ID.....: 001637	
		Instrument ID..: I8			
Lead	96	(80 - 120)	SW846 6020	09/10-09/18/09	LKJET1A7
		Dilution Factor: 1	Analysis Time..: 11:22	Analyst ID.....: 001637	
		Instrument ID..: I8			
Manganese	99	(80 - 120)	SW846 6020	09/10-09/18/09	LKJET1A8
		Dilution Factor: 1	Analysis Time..: 11:22	Analyst ID.....: 001637	
		Instrument ID..: I8			
Molybdenum	99	(80 - 120)	SW846 6020	09/10-09/18/09	LKJET1A9
		Dilution Factor: 1	Analysis Time..: 11:22	Analyst ID.....: 001637	
		Instrument ID..: I8			
Nickel	103	(80 - 120)	SW846 6020	09/10-09/18/09	LKJET1CA
		Dilution Factor: 1	Analysis Time..: 11:22	Analyst ID.....: 001637	
		Instrument ID..: I8			

(Continued on next page)

LABORATORY CONTROL SAMPLE EVALUATION REPORT

TOTAL Metals

Client Lot #...: 9I09172 **Matrix.....:** WATER

PARAMETER	PERCENT RECOVERY	RECOVERY LIMITS	METHOD	PREPARATION-ANALYSIS DATE	WORK ORDER #
Selenium	101	(80 - 120)	SW846 6020	09/10-09/18/09	LKJET1CC
		Dilution Factor: 1	Analysis Time..: 11:22	Analyst ID.....: 001637	
		Instrument ID..: I8			
Silver	103	(80 - 120)	SW846 6020	09/10-09/18/09	LKJET1CD
		Dilution Factor: 1	Analysis Time..: 11:22	Analyst ID.....: 001637	
		Instrument ID..: I8			
Thallium	93	(80 - 120)	SW846 6020	09/10-09/18/09	LKJET1CE
		Dilution Factor: 1	Analysis Time..: 11:22	Analyst ID.....: 001637	
		Instrument ID..: I8			
Vanadium	97	(80 - 120)	SW846 6020	09/10-09/18/09	LKJET1CF
		Dilution Factor: 1	Analysis Time..: 11:22	Analyst ID.....: 001637	
		Instrument ID..: I8			
Zinc	107	(80 - 120)	SW846 6020	09/10-09/18/09	LKJET1CG
		Dilution Factor: 1	Analysis Time..: 11:22	Analyst ID.....: 001637	
		Instrument ID..: I8			
Chromium	98	(80 - 120)	SW846 6020	09/10-09/18/09	LKJET1CH
		Dilution Factor: 1	Analysis Time..: 11:22	Analyst ID.....: 001637	
		Instrument ID..: I8			
Mercury	116	(81 - 123)	SW846 7470A	09/10-09/11/09	LKJET1CJ
		Dilution Factor: 1	Analysis Time..: 12:27	Analyst ID.....: 001576	
		Instrument ID..: H1			
LCS Lot-Sample#: C9I120000-029		**Prep Batch #...:** 9255029			
Calcium	96	(80 - 120)	SW846 6010B	09/12-09/17/09	LKN291AG
		Dilution Factor: 1	Analysis Time..: 17:52	Analyst ID.....: 022952	
		Instrument ID..: TRACEICP			
Potassium	101	(80 - 120)	SW846 6010B	09/12-09/17/09	LKN291AH
		Dilution Factor: 1	Analysis Time..: 17:52	Analyst ID.....: 022952	
		Instrument ID..: TRACEICP			
Magnesium	100	(80 - 120)	SW846 6010B	09/12-09/17/09	LKN291AJ
		Dilution Factor: 1	Analysis Time..: 17:52	Analyst ID.....: 022952	
		Instrument ID..: TRACEICP			
Sodium	104	(80 - 120)	SW846 6010B	09/12-09/17/09	LKN291AK
		Dilution Factor: 1	Analysis Time..: 17:52	Analyst ID.....: 022952	
		Instrument ID..: TRACEICP			

(Continued on next page)

LABORATORY CONTROL SAMPLE EVALUATION REPORT

TOTAL Metals

Client Lot #...: 9I09172 **Matrix.....:** WATER

PARAMETER	PERCENT RECOVERY	RECOVERY LIMITS	METHOD	PREPARATION-ANALYSIS DATE	WORK ORDER #
Silica	97	(80 - 120)	SW846 6010B	09/12-09/17/09	LKN291AL

Dilution Factor: 1 Analysis Time..: 17:52 Analyst ID.....: 022952
Instrument ID..: TRACEICP

NOTE(S):

Calculations are performed before rounding to avoid round-off errors in calculated results.

LABORATORY CONTROL SAMPLE EVALUATION REPORT

DISSOLVED Metals

Client Lot #...: 9I09172 **Matrix.....:** WATER

PARAMETER	PERCENT RECOVERY	RECOVERY LIMITS	METHOD	PREPARATION-ANALYSIS DATE	WORK ORDER #
LCS Lot-Sample#: A9I100000-013 **Prep Batch #...:** 9253013					
Antimony	93	(80 - 120)	SW846 6020	09/10-09/15/09	LKJEN1DJ
		Dilution Factor: 1	Analysis Time..: 10:24	Analyst ID.....: 002260	
		Instrument ID..: I8			
Arsenic	90	(80 - 120)	SW846 6020	09/10-09/15/09	LKJEN1DK
		Dilution Factor: 1	Analysis Time..: 10:24	Analyst ID.....: 002260	
		Instrument ID..: I8			
Barium	91	(80 - 120)	SW846 6020	09/10-09/15/09	LKJEN1DL
		Dilution Factor: 1	Analysis Time..: 10:24	Analyst ID.....: 002260	
		Instrument ID..: I8			
Beryllium	89	(80 - 120)	SW846 6020	09/10-09/15/09	LKJEN1DM
		Dilution Factor: 1	Analysis Time..: 10:24	Analyst ID.....: 002260	
		Instrument ID..: I8			
Cadmium	96	(80 - 120)	SW846 6020	09/10-09/15/09	LKJEN1DN
		Dilution Factor: 1	Analysis Time..: 10:24	Analyst ID.....: 002260	
		Instrument ID..: I8			
Cobalt	91	(80 - 120)	SW846 6020	09/10-09/15/09	LKJEN1DP
		Dilution Factor: 1	Analysis Time..: 10:24	Analyst ID.....: 002260	
		Instrument ID..: I8			
Copper	95	(80 - 120)	SW846 6020	09/10-09/15/09	LKJEN1DQ
		Dilution Factor: 1	Analysis Time..: 10:24	Analyst ID.....: 002260	
		Instrument ID..: I8			
Iron	98	(80 - 120)	SW846 6020	09/10-09/15/09	LKJEN1DR
		Dilution Factor: 1	Analysis Time..: 10:24	Analyst ID.....: 002260	
		Instrument ID..: I8			
Lead	94	(80 - 120)	SW846 6020	09/10-09/15/09	LKJEN1DT
		Dilution Factor: 1	Analysis Time..: 10:24	Analyst ID.....: 002260	
		Instrument ID..: I8			
Manganese	97	(80 - 120)	SW846 6020	09/10-09/15/09	LKJEN1DU
		Dilution Factor: 1	Analysis Time..: 17:24	Analyst ID.....: 002260	
		Instrument ID..: I8			

(Continued on next page)

LABORATORY CONTROL SAMPLE EVALUATION REPORT

DISSOLVED Metals

Client Lot #...: 9I09172 **Matrix.....:** WATER

PARAMETER	PERCENT RECOVERY	RECOVERY LIMITS	METHOD	PREPARATION-ANALYSIS DATE	WORK ORDER #
Molybdenum	91	(80 - 120)	SW846 6020	09/10-09/15/09	LKJEN1DV
		Dilution Factor: 1	Analysis Time..: 10:24	Analyst ID.....: 002260	
		Instrument ID..: I8			
Nickel	93	(80 - 120)	SW846 6020	09/10-09/15/09	LKJEN1DW
		Dilution Factor: 1	Analysis Time..: 10:24	Analyst ID.....: 002260	
		Instrument ID..: I8			
Selenium	94	(80 - 120)	SW846 6020	09/10-09/15/09	LKJEN1DX
		Dilution Factor: 1	Analysis Time..: 10:24	Analyst ID.....: 002260	
		Instrument ID..: I8			
Silver	96	(80 - 120)	SW846 6020	09/10-09/15/09	LKJEN1D0
		Dilution Factor: 1	Analysis Time..: 10:24	Analyst ID.....: 002260	
		Instrument ID..: I8			
Thallium	89	(80 - 120)	SW846 6020	09/10-09/15/09	LKJEN1D1
		Dilution Factor: 1	Analysis Time..: 10:24	Analyst ID.....: 002260	
		Instrument ID..: I8			
Vanadium	89	(80 - 120)	SW846 6020	09/10-09/15/09	LKJEN1D2
		Dilution Factor: 1	Analysis Time..: 10:24	Analyst ID.....: 002260	
		Instrument ID..: I8			
Zinc	109	(80 - 120)	SW846 6020	09/10-09/15/09	LKJEN1D3
		Dilution Factor: 1	Analysis Time..: 10:24	Analyst ID.....: 002260	
		Instrument ID..: I8			
Chromium	90	(80 - 120)	SW846 6020	09/10-09/15/09	LKJEN1D4
		Dilution Factor: 1	Analysis Time..: 10:24	Analyst ID.....: 002260	
		Instrument ID..: I8			

LCS Lot-Sample#: A9I100000-014 **Prep Batch #...:** 9253014

Mercury	122	(81 - 123)	SW846 7470A	09/10/09	LKJEQ1CQ
		Dilution Factor: 1	Analysis Time..: 17:09	Analyst ID.....: 001576	
		Instrument ID..: H4			

LCS Lot-Sample#: A9I100000-016 **Prep Batch #...:** 9253016

Antimony	99	(80 - 120)	SW846 6020	09/10-09/18/09	LKJET1C7
		Dilution Factor: 1	Analysis Time..: 11:22	Analyst ID.....: 001637	
		Instrument ID..: I8			

(Continued on next page)

LABORATORY CONTROL SAMPLE EVALUATION REPORT

DISSOLVED Metals

Client Lot #...: 9I09172 **Matrix.....:** WATER

PARAMETER	PERCENT RECOVERY	RECOVERY LIMITS	METHOD	PREPARATION-ANALYSIS DATE	WORK ORDER #
Arsenic	98	(80 - 120)	SW846 6020	09/10-09/18/09	LKJET1C8
		Dilution Factor: 1	Analysis Time..: 11:22	Analyst ID.....: 001637	
		Instrument ID..: I8			
Barium	97	(80 - 120)	SW846 6020	09/10-09/18/09	LKJET1C9
		Dilution Factor: 1	Analysis Time..: 11:22	Analyst ID.....: 001637	
		Instrument ID..: I8			
Beryllium	99	(80 - 120)	SW846 6020	09/10-09/18/09	LKJET1DA
		Dilution Factor: 1	Analysis Time..: 11:22	Analyst ID.....: 001637	
		Instrument ID..: I8			
Cadmium	102	(80 - 120)	SW846 6020	09/10-09/18/09	LKJET1DC
		Dilution Factor: 1	Analysis Time..: 11:22	Analyst ID.....: 001637	
		Instrument ID..: I8			
Cobalt	99	(80 - 120)	SW846 6020	09/10-09/18/09	LKJET1DD
		Dilution Factor: 1	Analysis Time..: 11:22	Analyst ID.....: 001637	
		Instrument ID..: I8			
Copper	102	(80 - 120)	SW846 6020	09/10-09/18/09	LKJET1DE
		Dilution Factor: 1	Analysis Time..: 11:22	Analyst ID.....: 001637	
		Instrument ID..: I8			
Iron	95	(80 - 120)	SW846 6020	09/10-09/18/09	LKJET1DF
		Dilution Factor: 1	Analysis Time..: 11:22	Analyst ID.....: 001637	
		Instrument ID..: I8			
Lead	96	(80 - 120)	SW846 6020	09/10-09/18/09	LKJET1DG
		Dilution Factor: 1	Analysis Time..: 11:22	Analyst ID.....: 001637	
		Instrument ID..: I8			
Manganese	99	(80 - 120)	SW846 6020	09/10-09/18/09	LKJET1DH
		Dilution Factor: 1	Analysis Time..: 11:22	Analyst ID.....: 001637	
		Instrument ID..: I8			
Molybdenum	99	(80 - 120)	SW846 6020	09/10-09/18/09	LKJET1DJ
		Dilution Factor: 1	Analysis Time..: 11:22	Analyst ID.....: 001637	
		Instrument ID..: I8			
Nickel	103	(80 - 120)	SW846 6020	09/10-09/18/09	LKJET1DK
		Dilution Factor: 1	Analysis Time..: 11:22	Analyst ID.....: 001637	
		Instrument ID..: I8			

(Continued on next page)

LABORATORY CONTROL SAMPLE EVALUATION REPORT

DISSOLVED Metals

Client Lot #...: 9I09172 **Matrix.....:** WATER

PARAMETER	PERCENT RECOVERY	RECOVERY LIMITS	METHOD	PREPARATION-ANALYSIS DATE	WORK ORDER #
Selenium	101	(80 - 120)	SW846 6020	09/10-09/18/09	LKJET1DL
		Dilution Factor: 1	Analysis Time..: 11:22	Analyst ID.....: 001637	
		Instrument ID..: I8			
Silver	103	(80 - 120)	SW846 6020	09/10-09/18/09	LKJET1DM
		Dilution Factor: 1	Analysis Time..: 11:22	Analyst ID.....: 001637	
		Instrument ID..: I8			
Thallium	93	(80 - 120)	SW846 6020	09/10-09/18/09	LKJET1DN
		Dilution Factor: 1	Analysis Time..: 11:22	Analyst ID.....: 001637	
		Instrument ID..: I8			
Vanadium	97	(80 - 120)	SW846 6020	09/10-09/18/09	LKJET1DP
		Dilution Factor: 1	Analysis Time..: 11:22	Analyst ID.....: 001637	
		Instrument ID..: I8			
Zinc	107	(80 - 120)	SW846 6020	09/10-09/18/09	LKJET1DQ
		Dilution Factor: 1	Analysis Time..: 11:22	Analyst ID.....: 001637	
		Instrument ID..: I8			
Chromium	98	(80 - 120)	SW846 6020	09/10-09/18/09	LKJET1DR
		Dilution Factor: 1	Analysis Time..: 11:22	Analyst ID.....: 001637	
		Instrument ID..: I8			
Mercury	116	(81 - 123)	SW846 7470A	09/10-09/11/09	LKJET1DT
		Dilution Factor: 1	Analysis Time..: 12:27	Analyst ID.....: 001576	
		Instrument ID..: H1			

NOTE(S):

Calculations are performed before rounding to avoid round-off errors in calculated results.

MATRIX SPIKE SAMPLE EVALUATION REPORT

TOTAL Metals

Client Lot #...: 9I09172 **Matrix.....:** WATER
Date Sampled...: 09/04/09 13:15 **Date Received..:** 09/09/09

PARAMETER	PERCENT RECOVERY	RECOVERY LIMITS	RPD	RPD LIMITS	METHOD	PREPARATION-ANALYSIS DATE	WORK ORDER #
MS Lot-Sample #: A9I090265-001 **Prep Batch #...:** 9253013							
Antimony	98	(44 - 153)			SW846 6020	09/10-09/15/09	LKH221AM
	98	(44 - 153)	0.79	(0-20)	SW846 6020	09/10-09/15/09	LKH221AN
		Dilution Factor: 1					
		Analysis Time..: 10:33			Instrument ID..: I8	Analyst ID.....: 002260	
Arsenic	92	(82 - 123)			SW846 6020	09/10-09/15/09	LKH221AQ
	92	(82 - 123)	0.49	(0-20)	SW846 6020	09/10-09/15/09	LKH221AR
		Dilution Factor: 1					
		Analysis Time..: 10:33			Instrument ID..: I8	Analyst ID.....: 002260	
Barium	95	(45 - 144)			SW846 6020	09/10-09/15/09	LKH221AU
	97	(45 - 144)	2.0	(0-20)	SW846 6020	09/10-09/15/09	LKH221AV
		Dilution Factor: 1					
		Analysis Time..: 10:33			Instrument ID..: I8	Analyst ID.....: 002260	
Beryllium	92	(77 - 124)			SW846 6020	09/10-09/15/09	LKH221AX
	92	(77 - 124)	0.0	(0-20)	SW846 6020	09/10-09/15/09	LKH221A0
		Dilution Factor: 1					
		Analysis Time..: 10:33			Instrument ID..: I8	Analyst ID.....: 002260	
Cadmium	98	(78 - 117)			SW846 6020	09/10-09/15/09	LKH221A2
	99	(78 - 117)	1.0	(0-20)	SW846 6020	09/10-09/15/09	LKH221A3
		Dilution Factor: 1					
		Analysis Time..: 10:33			Instrument ID..: I8	Analyst ID.....: 002260	
Chromium	93	(72 - 110)			SW846 6020	09/10-09/15/09	LKH221DC
	94	(72 - 110)	1.2	(0-20)	SW846 6020	09/10-09/15/09	LKH221DD
		Dilution Factor: 1					
		Analysis Time..: 10:33			Instrument ID..: I8	Analyst ID.....: 002260	
Cobalt	93	(67 - 114)			SW846 6020	09/10-09/15/09	LKH221A5
	93	(67 - 114)	0.10	(0-20)	SW846 6020	09/10-09/15/09	LKH221A6
		Dilution Factor: 1					
		Analysis Time..: 10:33			Instrument ID..: I8	Analyst ID.....: 002260	
Copper	96	(60 - 123)			SW846 6020	09/10-09/15/09	LKH221A8
	95	(60 - 123)	0.60	(0-20)	SW846 6020	09/10-09/15/09	LKH221A9
		Dilution Factor: 1					
		Analysis Time..: 10:33			Instrument ID..: I8	Analyst ID.....: 002260	

(Continued on next page)

MATRIX SPIKE SAMPLE EVALUATION REPORT

TOTAL Metals

Client Lot #...: 9I09172 **Matrix.....:** WATER
Date Sampled...: 09/04/09 13:15 **Date Received..:** 09/09/09

PARAMETER	PERCENT RECOVERY	RECOVERY LIMITS	RPD	RPD LIMITS	METHOD	PREPARATION-ANALYSIS DATE	WORK ORDER #
Iron	101	(22 - 169)			SW846 6020	09/10-09/15/09	LKH221CC
	102	(22 - 169)	0.91	(0-20)	SW846 6020	09/10-09/15/09	LKH221CD
		Dilution Factor: 1					
		Analysis Time..: 10:33			Instrument ID..: I8	Analyst ID.....: 002260	
Lead	98	(73 - 115)			SW846 6020	09/10-09/15/09	LKH221CF
	97	(73 - 115)	0.24	(0-20)	SW846 6020	09/10-09/15/09	LKH221CG
		Dilution Factor: 1					
		Analysis Time..: 10:33			Instrument ID..: I8	Analyst ID.....: 002260	
Manganese	98	(10 - 172)			SW846 6020	09/10-09/15/09	LKH221CJ
	98	(10 - 172)	0.15	(0-20)	SW846 6020	09/10-09/15/09	LKH221CK
		Dilution Factor: 1					
		Analysis Time..: 21:57			Instrument ID..: I8	Analyst ID.....: 002260	
Molybdenum	97	(80 - 110)			SW846 6020	09/10-09/15/09	LKH221CM
	98	(80 - 110)	0.53	(0-20)	SW846 6020	09/10-09/15/09	LKH221CN
		Dilution Factor: 1					
		Analysis Time..: 10:33			Instrument ID..: I8	Analyst ID.....: 002260	
Nickel	95	(72 - 111)			SW846 6020	09/10-09/15/09	LKH221CQ
	95	(72 - 111)	0.30	(0-20)	SW846 6020	09/10-09/15/09	LKH221CR
		Dilution Factor: 1					
		Analysis Time..: 10:33			Instrument ID..: I8	Analyst ID.....: 002260	
Selenium	93	(72 - 148)			SW846 6020	09/10-09/15/09	LKH221CU
	94	(72 - 148)	1.2	(0-20)	SW846 6020	09/10-09/15/09	LKH221CV
		Dilution Factor: 1					
		Analysis Time..: 10:33			Instrument ID..: I8	Analyst ID.....: 002260	
Silver	98	(10 - 139)			SW846 6020	09/10-09/15/09	LKH221CX
	98	(10 - 139)	0.51	(0-20)	SW846 6020	09/10-09/15/09	LKH221C0
		Dilution Factor: 1					
		Analysis Time..: 10:33			Instrument ID..: I8	Analyst ID.....: 002260	
Thallium	92	(69 - 117)			SW846 6020	09/10-09/15/09	LKH221C2
	92	(69 - 117)	0.03	(0-20)	SW846 6020	09/10-09/15/09	LKH221C3
		Dilution Factor: 1					
		Analysis Time..: 10:33			Instrument ID..: I8	Analyst ID.....: 002260	
Vanadium	94	(70 - 112)			SW846 6020	09/10-09/15/09	LKH221C5
	95	(70 - 112)	1.0	(0-20)	SW846 6020	09/10-09/15/09	LKH221C6
		Dilution Factor: 1					
		Analysis Time..: 10:33			Instrument ID..: I8	Analyst ID.....: 002260	

(Continued on next page)

MATRIX SPIKE SAMPLE EVALUATION REPORT

TOTAL Metals

Client Lot #...: 9I09172 Matrix.....: WATER
Date Sampled...: 09/04/09 13:15 Date Received..: 09/09/09

PARAMETER	PERCENT RECOVERY	RECOVERY LIMITS	RPD	RPD LIMITS	METHOD	PREPARATION-ANALYSIS DATE	WORK ORDER #
Zinc	99	(49 - 156)			SW846 6020	09/10-09/15/09	LKH221C8
	100	(49 - 156)	0.86	(0-20)	SW846 6020	09/10-09/15/09	LKH221C9

Dilution Factor: 1
Analysis Time..: 10:33 Instrument ID..: I8 Analyst ID.....: 002260

NOTE(S):

Calculations are performed before rounding to avoid round-off errors in calculated results.

MATRIX SPIKE SAMPLE EVALUATION REPORT

TOTAL Metals

Client Lot #...: 9I09172 **Matrix.....:** WATER
Date Sampled...: 09/08/09 09:00 **Date Received..:** 09/09/09

PARAMETER	PERCENT RECOVERY	RECOVERY LIMITS	RPD	RPD LIMITS	METHOD	PREPARATION-ANALYSIS DATE	WORK ORDER #
MS Lot-Sample #: A9I090161-001 **Prep Batch #...:** 9253014							
Mercury	124	(69 - 134)			SW846 7470A	09/10/09	LKHA71DJ
	129	(69 - 134)	4.0	(0-20)	SW846 7470A	09/10/09	LKHA71DK

Dilution Factor: 1
Analysis Time..: 17:20 Instrument ID..: H4 Analyst ID.....: 001576

NOTE(S):

Calculations are performed before rounding to avoid round-off errors in calculated results.

MATRIX SPIKE SAMPLE EVALUATION REPORT

TOTAL Metals

Client Lot #...: 9I09172 **Matrix.....:** WG
Date Sampled...: 09/08/09 12:55 **Date Received..:** 09/09/09

PARAMETER	PERCENT RECOVERY	RECOVERY LIMITS	METHOD	PREPARATION-ANALYSIS DATE	WORK ORDER #
MS Lot-Sample #: A9I090172-002 **Prep Batch #...:** 9253016					
Antimony	99	(44 - 153)	SW846 6020	09/10-09/18/09	LKHFT1C6
		Dilution Factor: 1	Analysis Time..: 11:27	Instrument ID..: I8	
		Analyst ID.....: 001637			
Arsenic	98	(82 - 123)	SW846 6020	09/10-09/18/09	LKHFT1C7
		Dilution Factor: 1	Analysis Time..: 11:27	Instrument ID..: I8	
		Analyst ID.....: 001637			
Barium	98	(45 - 144)	SW846 6020	09/10-09/18/09	LKHFT1C8
		Dilution Factor: 1	Analysis Time..: 11:27	Instrument ID..: I8	
		Analyst ID.....: 001637			
Beryllium	98	(77 - 124)	SW846 6020	09/10-09/18/09	LKHFT1C9
		Dilution Factor: 1	Analysis Time..: 11:27	Instrument ID..: I8	
		Analyst ID.....: 001637			
Cadmium	100	(78 - 117)	SW846 6020	09/10-09/18/09	LKHFT1DA
		Dilution Factor: 1	Analysis Time..: 11:27	Instrument ID..: I8	
		Analyst ID.....: 001637			
Chromium	97	(72 - 110)	SW846 6020	09/10-09/18/09	LKHFT1DQ
		Dilution Factor: 1	Analysis Time..: 11:27	Instrument ID..: I8	
		Analyst ID.....: 001637			
Cobalt	97	(67 - 114)	SW846 6020	09/10-09/18/09	LKHFT1DC
		Dilution Factor: 1	Analysis Time..: 11:27	Instrument ID..: I8	
		Analyst ID.....: 001637			
Copper	97	(60 - 123)	SW846 6020	09/10-09/18/09	LKHFT1DD
		Dilution Factor: 1	Analysis Time..: 11:27	Instrument ID..: I8	
		Analyst ID.....: 001637			
Iron	NC,MSB	(22 - 169)	SW846 6020	09/10-09/18/09	LKHFT1DE
		Dilution Factor: 1	Analysis Time..: 11:27	Instrument ID..: I8	
		Analyst ID.....: 001637			
Lead	97	(73 - 115)	SW846 6020	09/10-09/18/09	LKHFT1DF
		Dilution Factor: 1	Analysis Time..: 11:27	Instrument ID..: I8	
		Analyst ID.....: 001637			

(Continued on next page)

MATRIX SPIKE SAMPLE EVALUATION REPORT

TOTAL Metals

Client Lot #...: 9I09172 **Matrix.....:** WG
Date Sampled...: 09/08/09 12:55 **Date Received..:** 09/09/09

PARAMETER	PERCENT RECOVERY	RECOVERY LIMITS	METHOD	PREPARATION-ANALYSIS DATE	WORK ORDER #
Manganese	NC,MSB	(10 - 172)	SW846 6020	09/10-09/18/09	LKHFT1DG
		Dilution Factor: 1	Analysis Time..: 11:27		Instrument ID..: I8
		Analyst ID.....: 001637			
Molybdenum	99	(80 - 110)	SW846 6020	09/10-09/18/09	LKHFT1DH
		Dilution Factor: 1	Analysis Time..: 11:27		Instrument ID..: I8
		Analyst ID.....: 001637			
Nickel	99	(72 - 111)	SW846 6020	09/10-09/18/09	LKHFT1DJ
		Dilution Factor: 1	Analysis Time..: 11:27		Instrument ID..: I8
		Analyst ID.....: 001637			
Selenium	99	(72 - 148)	SW846 6020	09/10-09/18/09	LKHFT1DK
		Dilution Factor: 1	Analysis Time..: 11:27		Instrument ID..: I8
		Analyst ID.....: 001637			
Silver	98	(10 - 139)	SW846 6020	09/10-09/18/09	LKHFT1DL
		Dilution Factor: 1	Analysis Time..: 11:27		Instrument ID..: I8
		Analyst ID.....: 001637			
Thallium	97	(69 - 117)	SW846 6020	09/10-09/18/09	LKHFT1DM
		Dilution Factor: 1	Analysis Time..: 11:27		Instrument ID..: I8
		Analyst ID.....: 001637			
Vanadium	98	(70 - 112)	SW846 6020	09/10-09/18/09	LKHFT1DN
		Dilution Factor: 1	Analysis Time..: 11:27		Instrument ID..: I8
		Analyst ID.....: 001637			
Zinc	108	(49 - 156)	SW846 6020	09/10-09/18/09	LKHFT1DP
		Dilution Factor: 1	Analysis Time..: 11:27		Instrument ID..: I8
		Analyst ID.....: 001637			
Mercury	136 N	(69 - 134)	SW846 7470A	09/10/09	LKHFT1DR
		Dilution Factor: 1	Analysis Time..: 17:51		Instrument ID..: H4
		Analyst ID.....: 001576			

NOTE(S):

Calculations are performed before rounding to avoid round-off errors in calculated results.

NC The recovery and/or RPD were not calculated.

MSB The recovery and RPD may be outside control limits because the sample amount was greater than 4X the spike amount.

N Spiked analyte recovery is outside stated control limits.

MATRIX SPIKE SAMPLE EVALUATION REPORT

TOTAL Metals

Client Lot #...: 9I09172 **Matrix.....:** WG
Date Sampled...: 09/08/09 12:55 **Date Received..:** 09/09/09

PARAMETER	PERCENT RECOVERY	RECOVERY LIMITS	RPD	RPD LIMITS	METHOD	PREPARATION-ANALYSIS DATE	WORK ORDER #
MS Lot-Sample #: A9I090172-002 **Prep Batch #...:** 9255029							
Calcium	88	(75 - 125)			SW846 6010B	09/12-09/17/09	LKHFT1EG
	84	(75 - 125)	0.69	(0-20)	SW846 6010B	09/12-09/17/09	LKHFT1EH
		Dilution Factor: 1					
		Analysis Time..: 18:09			Instrument ID..: TRACEICP	Analyst ID.....: 022952	
Magnesium	100	(75 - 125)			SW846 6010B	09/12-09/17/09	LKHFT1EL
	100	(75 - 125)	0.19	(0-20)	SW846 6010B	09/12-09/17/09	LKHFT1EM
		Dilution Factor: 1					
		Analysis Time..: 18:09			Instrument ID..: TRACEICP	Analyst ID.....: 022952	
Potassium	107	(75 - 125)			SW846 6010B	09/12-09/17/09	LKHFT1EJ
	104	(75 - 125)	1.8	(0-20)	SW846 6010B	09/12-09/17/09	LKHFT1EK
		Dilution Factor: 1					
		Analysis Time..: 18:09			Instrument ID..: TRACEICP	Analyst ID.....: 022952	
Silica	98	(75 - 125)			SW846 6010B	09/12-09/17/09	LKHFT1EQ
	100	(75 - 125)	1.5	(0-20)	SW846 6010B	09/12-09/17/09	LKHFT1ER
		Dilution Factor: 1					
		Analysis Time..: 18:09			Instrument ID..: TRACEICP	Analyst ID.....: 022952	
Sodium	105	(75 - 125)			SW846 6010B	09/12-09/17/09	LKHFT1EN
	102	(75 - 125)	1.4	(0-20)	SW846 6010B	09/12-09/17/09	LKHFT1EP
		Dilution Factor: 1					
		Analysis Time..: 18:09			Instrument ID..: TRACEICP	Analyst ID.....: 022952	

NOTE(S):

Calculations are performed before rounding to avoid round-off errors in calculated results.

NC The recovery and/or RPD were not calculated.

MSB The recovery and RPD may be outside control limits because the sample amount was greater than 4X the spike amount.

N Spiked analyte recovery is outside stated control limits.

SAMPLE DUPLICATE EVALUATION REPORT

Metals

Client Lot #...: A9I090172 **Work Order #...:** LKHFT-SMP LKHFT-DUP **Matrix.....:** WG

Date Sampled...: 09/08/09 12:55 **Date Received..:** 09/09/09

PARAM	RESULT	DUPLICATE RESULT	UNITS	RPD	RPD LIMIT	METHOD	PREPARATION-ANALYSIS DATE	PREP BATCH #
Silver						SD Lot-Sample #: A9I090172-002		
	ND	ND	ug/L	0	(0-20)	SW846 6020	09/10-09/18/09	9253016
		Dilution Factor: 1				Analysis Time..: 11:27	Analyst ID.....: 001637	
		Instrument ID..: I8						
Arsenic						SD Lot-Sample #: A9I090172-002		
	24.4	24.5	ug/L	0.16	(0-20)	SW846 6020	09/10-09/18/09	9253016
		Dilution Factor: 1				Analysis Time..: 11:27	Analyst ID.....: 001637	
		Instrument ID..: I8						
Barium						SD Lot-Sample #: A9I090172-002		
	14.5 J	14.3	ug/L	1.1	(0-20)	SW846 6020	09/10-09/18/09	9253016
		Dilution Factor: 1				Analysis Time..: 11:27	Analyst ID.....: 001637	
		Instrument ID..: I8						
Beryllium						SD Lot-Sample #: A9I090172-002		
	ND	0.041 B	ug/L	200	(0-20)	SW846 6020	09/10-09/18/09	9253016
		Dilution Factor: 1				Analysis Time..: 11:27	Analyst ID.....: 001637	
		Instrument ID..: I8						
Cadmium						SD Lot-Sample #: A9I090172-002		
	ND	ND	ug/L	0	(0-20)	SW846 6020	09/10-09/18/09	9253016
		Dilution Factor: 1				Analysis Time..: 11:27	Analyst ID.....: 001637	
		Instrument ID..: I8						
Cobalt						SD Lot-Sample #: A9I090172-002		
	14.3	14.6	ug/L	1.8	(0-20)	SW846 6020	09/10-09/18/09	9253016
		Dilution Factor: 1				Analysis Time..: 11:27	Analyst ID.....: 001637	
		Instrument ID..: I8						
Chromium						SD Lot-Sample #: A9I090172-002		
	1.3 B,J	1.3 B	ug/L	4.4	(0-20)	SW846 6020	09/10-09/18/09	9253016
		Dilution Factor: 1				Analysis Time..: 11:27	Analyst ID.....: 001637	
		Instrument ID..: I8						
Copper						SD Lot-Sample #: A9I090172-002		
	0.22 B,J	0.16 B	ug/L	34	(0-20)	SW846 6020	09/10-09/18/09	9253016
		Dilution Factor: 1				Analysis Time..: 11:27	Analyst ID.....: 001637	
		Instrument ID..: I8						
Iron						SD Lot-Sample #: A9I090172-002		
	71600 J	73100	ug/L	2.0	(0-20)	SW846 6020	09/10-09/18/09	9253016
		Dilution Factor: 1				Analysis Time..: 11:27	Analyst ID.....: 001637	
		Instrument ID..: I8						

(Continued on next page)

SAMPLE DUPLICATE EVALUATION REPORT

Metals

Lot-Sample #...: A9I090172-000 **Work Order #...:** LKHFT-SMP LKHFT-DUP **Matrix.....:** WG

PARAM	RESULT	DUPLICATE RESULT	UNITS	RPD	RPD LIMIT	METHOD	PREPARATION-ANALYSIS DATE	PREP BATCH #
Manganese						SD Lot-Sample #: A9I090172-002		
	2230 J	2260	ug/L	1.4	(0-20)	SW846 6020	09/10-09/18/09	9253016
		Dilution Factor: 1				Analysis Time..: 11:27	Analyst ID.....: 001637	
		Instrument ID..: I8						
Molybdenum						SD Lot-Sample #: A9I090172-002		
	0.91 B	0.63 B	ug/L	37	(0-20)	SW846 6020	09/10-09/18/09	9253016
		Dilution Factor: 1				Analysis Time..: 11:27	Analyst ID.....: 001637	
		Instrument ID..: I8						
Nickel						SD Lot-Sample #: A9I090172-002		
	8.6 J	8.8	ug/L	2.2	(0-20)	SW846 6020	09/10-09/18/09	9253016
		Dilution Factor: 1				Analysis Time..: 11:27	Analyst ID.....: 001637	
		Instrument ID..: I8						
Lead						SD Lot-Sample #: A9I090172-002		
	0.050 B,J	0.059 B	ug/L	17	(0-20)	SW846 6020	09/10-09/18/09	9253016
		Dilution Factor: 1				Analysis Time..: 11:27	Analyst ID.....: 001637	
		Instrument ID..: I8						
Antimony						SD Lot-Sample #: A9I090172-002		
	0.23 B	0.091 B	ug/L	85	(0-20)	SW846 6020	09/10-09/18/09	9253016
		Dilution Factor: 1				Analysis Time..: 11:27	Analyst ID.....: 001637	
		Instrument ID..: I8						
Selenium						SD Lot-Sample #: A9I090172-002		
	0.43 B	0.49 B	ug/L	12	(0-20)	SW846 6020	09/10-09/18/09	9253016
		Dilution Factor: 1				Analysis Time..: 11:27	Analyst ID.....: 001637	
		Instrument ID..: I8						
Thallium						SD Lot-Sample #: A9I090172-002		
	0.20 B	ND	ug/L	200	(0-20)	SW846 6020	09/10-09/18/09	9253016
		Dilution Factor: 1				Analysis Time..: 11:27	Analyst ID.....: 001637	
		Instrument ID..: I8						
Vanadium						SD Lot-Sample #: A9I090172-002		
	0.64 B	ND	ug/L	200	(0-20)	SW846 6020	09/10-09/18/09	9253016
		Dilution Factor: 1				Analysis Time..: 11:27	Analyst ID.....: 001637	
		Instrument ID..: I8						
Zinc						SD Lot-Sample #: A9I090172-002		
	2.9 B,J	3.9 B	ug/L	30	(0-20)	SW846 6020	09/10-09/18/09	9253016
		Dilution Factor: 1				Analysis Time..: 11:27	Analyst ID.....: 001637	
		Instrument ID..: I8						

(Continued on next page)

SAMPLE DUPLICATE EVALUATION REPORT

Metals

Lot-Sample #...: A9I090172-000 **Work Order #...:** LKHFT-SMP LKHFT-DUP **Matrix.....:** WG

PARAM	RESULT	DUPLICATE RESULT	UNITS	RPD	RPD LIMIT	METHOD	PREPARATION-ANALYSIS DATE	PREP BATCH #
Mercury						SD Lot-Sample #: A9I090172-002		
	ND	ND	ug/L	0	(0-20)	SW846 7470A	09/10/09	9253016

Dilution Factor: 1 Analysis Time..: 17:51 Analyst ID.....: 001576
Instrument ID..: H4

NOTE(S):

Calculations are performed before rounding to avoid round-off errors in calculated results.

J Method blank contamination. The associated method blank contains the target analyte at a reportable level.

B Estimated result. Result is less than RL.

TestAmerica North Canton

Metals Data Reporting Form

Serial Dilution RPD Report

Serial Dilution Sample ID: LKHGCFL

Original Sample ID: LKHGCF **Client ID:** MSA-MW14D-090809

Matrix: Water **Units:** ug/L **Prep Date:** 9/10/2009 **Prep Batch:** 9253016

Weight: NA **Volume:** NA **Percent Moisture:** NA

Element	WL/ Mass	OS Conc	Q	Serial Dilution Conc	Q	Percent Diff	OS DF	Ser Dil DF	Instr	OS Anal Date	OS Anal Time	Ser Dil Anal Date	Ser Dil Anal Time
Antimony	121	0.081	B	0.22	B		1	5	ICPMS	9/18/2009	11:48	9/18/2009	11:51
Arsenic	75	0.14	B	0.60	U		1	5	ICPMS	9/18/2009	11:48	9/18/2009	11:51
Barium	137	7.2		7.6			1	5	ICPMS	9/18/2009	11:48	9/18/2009	11:51
Beryllium	9	0.26	B	0.28	B		1	5	ICPMS	9/18/2009	11:48	9/18/2009	11:51
Cadmium	111	0.24	B	0.29	B		1	5	ICPMS	9/18/2009	11:48	9/18/2009	11:51
Chromium	52	0.39	B	0.21	U		1	5	ICPMS	9/18/2009	11:48	9/18/2009	11:51
Cobalt	59	14.3		14.6			1	5	ICPMS	9/18/2009	11:48	9/18/2009	11:51
Copper	65	4.6		4.4	B		1	5	ICPMS	9/18/2009	11:48	9/18/2009	11:51
Iron	56	11.2	B	26.2	B		1	5	ICPMS	9/18/2009	11:48	9/18/2009	11:51
Lead	208	0.082	B	0.14	B		1	5	ICPMS	9/18/2009	11:48	9/18/2009	11:51
Manganese	55	35.0		35.1			1	5	ICPMS	9/18/2009	11:48	9/18/2009	11:51
Molybdenum	95	0.23	U	1.2	U		1	5	ICPMS	9/18/2009	11:48	9/18/2009	11:51
Nickel	60	21.8		21.3			1	5	ICPMS	9/18/2009	11:48	9/18/2009	11:51
Selenium	78	0.14	U	0.70	U		1	5	ICPMS	9/18/2009	11:48	9/18/2009	11:51
Silver	107	0.020	U	0.10	U		1	5	ICPMS	9/18/2009	11:48	9/18/2009	11:51
Thallium	205	0.12	B	0.36	U		1	5	ICPMS	9/18/2009	11:48	9/18/2009	11:51
Vanadium	51	0.29	U	1.4	U		1	5	ICPMS	9/18/2009	11:48	9/18/2009	11:51
Zinc	66	54.2		53.0	B		1	5	ICPMS	9/18/2009	11:48	9/18/2009	11:51

Comments:

5.04.5

E Serial dilution percent difference not within limits

U Result is less than the IDL

B Result is between IDL and RL

Form 9 Equivalent

#	WorkOrder	Dilution	Date	Time	Batch	Lot	Instrument
45	LKKPP	1	11-SEP-2009	13:55:33	9254015	9I10251	H1
46	LKKPPS	1	11-SEP-2009	13:56:47	9254015	9I10251	H1
47	LKKPPD	1	11-SEP-2009	13:58:13	9254015	9I10251	H1
48	LKKPPF	1	11-SEP-2009	13:59:27	9254015	9I10251	H1
49	LKLA1	1	11-SEP-2009	14:00:46	9254015	A9I100325	H1
50	LKLA2	1	11-SEP-2009	14:01:54	9254015	A9I100325	H1
51	LKLAX	1	11-SEP-2009	14:03:01	9254015	A9I100325	H1
52	LKLAW	1	11-SEP-2009	14:04:18	9254015	A9I100325	H1
53	LKJ0V	1	11-SEP-2009	14:05:24	9254015	A9I100140	H1
54	CK2CCV	1	11-SEP-2009	14:06:30			H1
55	CK1CCB	1	11-SEP-2009	14:07:35			H1
56	LKLN2B	1	11-SEP-2009	14:08:41	9254014	A9I110000	H1
57	LKLN2C	1	11-SEP-2009	14:09:57	9254014	A9I110000	H1
58	LKJW0	1	11-SEP-2009	14:11:02	9254014	A9I100128	H1
59	LKJW0S	1	11-SEP-2009	14:12:06	9254014	A9I100128	H1
60	LKJW0D	1	11-SEP-2009	14:13:15	9254014	A9I100128	H1
61	LKLC4	1	11-SEP-2009	14:14:30	9254014	A9I100332	H1
62	LKJW9	1	11-SEP-2009	14:15:35	9254014	A9I100128	H1
63	LKLC2	1	11-SEP-2009	14:16:41	9254014	A9I100332	H1
64	LKJXD	1	11-SEP-2009	14:17:59	9254014	A9I100128	H1
65	LKKC6	1	11-SEP-2009	14:19:14	9254014	A9I100212	H1
66	CK2CCV	1	11-SEP-2009	14:20:24			H1
67	CK1CCB	1	11-SEP-2009	14:21:39			H1
68	LKJXE	1	11-SEP-2009	14:22:46	9254014	A9I100128	H1
69	LKJXC	1	11-SEP-2009	14:23:53	9254014	A9I100128	H1
70	LKKDC	1	11-SEP-2009	14:24:59	9254014	9I10213	H1
71	LKKDH	1	11-SEP-2009	14:26:30	9254014	A9I100212	H1
72	LKLC6	1	11-SEP-2009	14:27:47	9254014	A9I100332	H1
73	CK2CCV	1	11-SEP-2009	14:28:55			H1
74	CK1CCB	1	11-SEP-2009	14:30:00			H1
75	CK2CCV	1	11-SEP-2009	14:59:06			H1
76	CK1CCB	1	11-SEP-2009	15:00:10			H1
77	LKLC2	2	11-SEP-2009	15:01:15	9254014	A9I100332	H1
78	LKKC6	10	11-SEP-2009	15:02:20	9254014	A9I100212	H1
79	LKLC6	2	11-SEP-2009	15:03:35	9254014	A9I100332	H1
80	CK2CCV	1	11-SEP-2009	15:04:52			H1
81	CK1CCB	1	11-SEP-2009	15:05:57			H1

End of Report

TestAmerica North Canton

Metals Data Reporting Form

Initial Calibration Verification Standard

Instrument: CVAA **Units:** ug/L

Chart Number: hg10911c.prn **Acceptable Range:** 90% - 110%

Standard Source: Ultra **Standard ID:**

Element	WL/ Mass	True Conc	Ck5ICV 9/11/2009 11:45 AM Found	% Rec	Found	% Rec	Found	% Rec	Found	% Rec	Found	% Rec
Mercury	253.7	2.5	2.59	**103.7**								

TestAmerica North Canton

Metals Data Reporting Form

Continuing Calibration Verification

Instrument: CVAA **Units:** ug/L

Chart Number: hg10911c.prn **Acceptable Range:** 80% - 120%

Standard Source: Ultra **Standard ID:** _____

Element	WL/ Mass	True Conc	Ck2CCV 9/11/2009 11:48 AM Found	% Rec	Ck2CCV 9/11/2009 12:24 PM Found	% Rec	Ck2CCV 9/11/2009 12:36 PM Found	% Rec	Found	% Rec	Found	% Rec
Mercury	253.7	5.0	5.12	**102.5**	5.18	**103.6**	5.12	**102.3**				

TestAmerica North Canton

Metals Data Reporting Form

Contract Required Detection Limit Standard

Instrument: CVAA **Units:** ug/L

Chart Number: hg10911c.prn **Acceptable Range:** 50% - 150%

Standard Source: Ultra **Standard ID:**

Element	WL/ Mass	True Conc	Ck3CRA\MRL 9/11/2009 11:47 AM Found	% Rec	Found	% Rec	Found	% Rec	Found	% Rec	Found	% Rec
Mercury	253.7	0.2	0.22	**111.3**								

TestAmerica North Canton

Metals Data Reporting Form

Initial Calibration Blank Results

Instrument: CVAA **Units:** ug/L

Chart Number: hg10911c.prn

Standard Source: _____ **Standard ID:** _____

Element	WL/ Mass	Report Limit	Ck4ICB 9/11/2009 11:46 AM Found	Q	Found	Q	Found	Q	Found	Q	Found	Q
Mercury	253.7	0.2	0.1	U								

U Result is less than the IDL

B Result is between IDL and RL

Form 3 Equivalent

TestAmerica North Canton

Metals Data Reporting Form

Continuing Calibration Blank Results

Instrument: CVAA **Units:** ug/L

Chart Number: hg10911c.prn

Standard Source: _____ **Standard ID:** _____

Element	WL/ Mass	Report Limit	Ck1CCB 9/11/2009 11:50 AM Found	Q	Ck1CCB 9/11/2009 12:25 PM Found	Q	Ck1CCB 9/11/2009 12:37 PM Found	Q	Found	Q	Found	Q
Mercury	253.7	0.2	0.1	U	0.1	U	0.1	U				

U Result is less than the IDL

B Result is between IDL and RL

Form 3 Equivalent

```
:       Instrument Upload                                    Run Log - Page  1 :
:       Started Fri Sep 11 08:08:20 2009 by TOTHR                              :
:       Data File: UPL$CAN_DATA_ROOT:<LHG>HG40910A.PRN;1                       :
```

#	WorkOrder	Dilution	Date	Time	Batch	Lot	Instrument
1		1	11-SEP-2009				H4
2	STD01REP1	1	10-SEP-2009	12:33:14			H4
3	STD02REP1	1	10-SEP-2009	12:34:37			H4
4	STD03REP1	1	10-SEP-2009	12:36:11			H4
5	STD04REP1	1	10-SEP-2009	12:37:38			H4
6	STD05REP1	1	10-SEP-2009	12:39:25			H4
7	STD06REP1	1	10-SEP-2009	12:40:55			H4
8	CK2ICV	1	10-SEP-2009	12:43:14			H4
9	CK3ICB	1	10-SEP-2009	12:44:43			H4
10	CK4CRA\MRL	1	10-SEP-2009	12:46:13			H4
11	CK6CCV	1	10-SEP-2009	12:49:53			H4
12	CK5CCB	1	10-SEP-2009	12:51:51			H4
13	LKHLVBT	1	10-SEP-2009	12:53:14	9253017	A9I090000	H4
14	LKJEWBT	1	10-SEP-2009	12:54:38	9253017	A9I100000	H4
15	LKJEWCT	1	10-SEP-2009	12:56:06	9253017	A9I100000	H4
16	LKG77T	1	10-SEP-2009	12:58:30	9253017	A9I090144	H4
17	LKG77TS	1	10-SEP-2009	12:59:55	9253017	A9I090144	H4
18	LKG77TD	1	10-SEP-2009	13:01:21	9253017	A9I090144	H4
19	LKFC3B	1	10-SEP-2009	13:03:05	9251020	A9I080000	H4
20	LKFC3C	1	10-SEP-2009	13:04:29	9251020	A9I080000	H4
21	LKD2D	1	10-SEP-2009	13:06:13	9251020	9I04284	H4
22	LKD2DS	1	10-SEP-2009	13:07:36	9251020	9I04284	H4
23	CK6CCV	1	10-SEP-2009	13:09:01			H4
24	CK5CCB	1	10-SEP-2009	13:10:49			H4
25	LKD2DD	1	10-SEP-2009	13:12:25	9251020	9I04284	H4
26	LKD2DF	1	10-SEP-2009	13:14:09	9251020	9I04284	H4
27	LKD2DFS	1	10-SEP-2009	13:15:38	9251020	9I04284	H4
28	LKD2DFD	1	10-SEP-2009	13:17:06	9251020	9I04284	H4
29	LKD06	1	10-SEP-2009	13:18:55	9251020	9I04284	H4
30	LKD06F	1	10-SEP-2009	13:20:24	9251020	9I04284	H4
31	LKDW6	1	10-SEP-2009	13:21:47	9251020	9I04284	H4
32	LKDW6F	1	10-SEP-2009	13:23:21	9251020	9I04284	H4
33	LKD13	1	10-SEP-2009	13:25:46	9251020	9I04284	H4
34	LKD13F	1	10-SEP-2009	13:27:43	9251020	9I04284	H4
35	CK6CCV	1	10-SEP-2009	13:29:27			H4
36	CK5CCB	1	10-SEP-2009	13:31:03			H4
37	LKD17	1	10-SEP-2009	13:32:37	9251020	9I04284	H4
38	LKD17F	1	10-SEP-2009	13:34:14	9251020	9I04284	H4
39	LKD18	1	10-SEP-2009	13:35:40	9251020	9I04284	H4
40	LKD18F	1	10-SEP-2009	13:37:23	9251020	9I04284	H4
41	LKD2C	1	10-SEP-2009	13:38:46	9251020	9I04284	H4
42	LKD2CF	1	10-SEP-2009	13:40:54	9251020	9I04284	H4
43	LKD0R	1	10-SEP-2009	13:42:30	9251020	9I04284	H4
44	LKD0RF	1	10-SEP-2009	13:44:16	9251020	9I04284	H4

(continued)

#	WorkOrder	Dilution	Date	Time	Batch	Lot	Instrument
45	LKDQ6	1	10-SEP-2009	13:45:41	9251020	A9I040270	H4
46	LKDW1	1	10-SEP-2009	13:47:25	9251020	9I04284	H4
47	CK6CCV	1	10-SEP-2009	13:49:34			H4
48	CK5CCB	1	10-SEP-2009	13:51:00			H4
49	LKCD0	1	10-SEP-2009	13:52:24	9251020	A9I040124	H4
50	LKCD7	1	10-SEP-2009	13:54:33	9251020	A9I040124	H4
51	LKFC1B	1	10-SEP-2009	13:55:59	9251019	A9I080000	H4
52	LKFC1C	1	10-SEP-2009	13:57:45	9251019	A9I080000	H4
53	LKCC9	1	10-SEP-2009	13:59:51	9251019	A9I040116	H4
54	LKCC9S	1	10-SEP-2009	14:01:56	9251019	A9I040116	H4
55	LKCC9D	1	10-SEP-2009	14:03:44	9251019	A9I040116	H4
56	LKCHQ	1	10-SEP-2009	14:05:23	9251019	A9I040116	H4
57	LKDG6	1	10-SEP-2009	14:06:49	9251019	9I04239	H4
58	LJ9AE	5	10-SEP-2009	14:08:34	9251019	A9I030140	H4
59	CK6CCV	1	10-SEP-2009	14:10:06			H4
60	CK5CCB	1	10-SEP-2009	14:11:53			H4
61	LJ9AR	1	10-SEP-2009	14:13:29	9251019	A9I030140	H4
62	LJ9AX	1	10-SEP-2009	14:14:57	9251019	A9I030140	H4
63	LJ9A1	5	10-SEP-2009	14:16:24	9251019	A9I030140	H4
64	LKCHW	1	10-SEP-2009	14:17:49	9251019	A9I040116	H4
65	LJ9AC	1	10-SEP-2009	14:20:20	9251019	A9I030140	H4
66	LKCHP	1	10-SEP-2009	14:21:55	9251019	A9I040116	H4
67	LJ891	1	10-SEP-2009	14:23:43	9251019	A9I030140	H4
68	LKEPD	1	10-SEP-2009	14:25:28	9251019	A9I050157	H4
69	LKCJC	1	10-SEP-2009	14:27:33	9251019	A9I040116	H4
70	LKCH1	1	10-SEP-2009	14:29:13	9251019	A9I040116	H4
71	CK6CCV	1	10-SEP-2009	14:30:57			H4
72	CK5CCB	1	10-SEP-2009	14:32:55			H4
73	LKCH2	1	10-SEP-2009	14:34:50	9251019	A9I040116	H4
74	LKDWN	1	10-SEP-2009	14:36:30	9251019	A9I040285	H4
75	LKEN2F	1	10-SEP-2009	14:38:08			H4
76	LKEPJF	1	10-SEP-2009	14:39:33			H4
77	LKGM1B	1	10-SEP-2009	14:41:54	9252016	A9I090000	H4
78	LKGM1C	1	10-SEP-2009	14:43:30	9252016	A9I090000	H4
79	LJ9NG	1	10-SEP-2009	14:45:20	9252016	9I02192	H4
80	LJ9NGX	1	10-SEP-2009	14:46:55	9252016	9I02192	H4
81	LJ9NGS	1	10-SEP-2009	14:48:30	9252016	9I02192	H4
82	LJ9NGF	1	10-SEP-2009	14:49:56	9252016	9I02192	H4
83	CK6CCV	1	10-SEP-2009	14:51:56			H4
84	CK5CCB	1	10-SEP-2009	14:53:33			H4
85	LJ9NV	1	10-SEP-2009	14:55:01	9252016	9I02192	H4
86	LJ9NVF	1	10-SEP-2009	14:56:42	9252016	9I02192	H4
87	LJ9N4	1	10-SEP-2009	14:58:11	9252016	9I02192	H4
88	LJ9N4F	1	10-SEP-2009	15:00:28	9252016	9I02192	H4

(continued)

#	WorkOrder	Dilution	Date	Time	Batch	Lot	Instrument
89	LKE18	1	10-SEP-2009	15:02:32	9252016	9I04243	H4
90	LKE18F	1	10-SEP-2009	15:04:41	9252016	9I04243	H4
91	LKE2P	1	10-SEP-2009	15:06:30	9252016	9I04243	H4
92	LKE2PF	1	10-SEP-2009	15:08:06	9252016	9I04243	H4
93	LJ9N6	1	10-SEP-2009	15:09:55	9252016	9I02192	H4
94	LJ9N6F	1	10-SEP-2009	15:11:45	9252016	9I02192	H4
95	CK6CCV	1	10-SEP-2009	15:13:20			H4
96	CK5CCB	1	10-SEP-2009	15:15:25			H4
97	LKE2K	1	10-SEP-2009	15:17:09	9252016	9I04243	H4
98	LKE2KF	1	10-SEP-2009	15:18:54	9252016	9I04243	H4
99	LJ9N1	1	10-SEP-2009	15:20:20	9252016	9I02192	H4
100	LJ9N1F	1	10-SEP-2009	15:22:21	9252016	9I02192	H4
101	LKAPV	1	10-SEP-2009	15:24:28	9252016	9H25196	H4
102	LKAPVF	1	10-SEP-2009	15:26:09	9252016	9H25196	H4
103	LJ9N2	1	10-SEP-2009	15:27:59	9252016	9I02192	H4
104	LJ9N2F	1	10-SEP-2009	15:29:47	9252016	9I02192	H4
105	CK6CCV	1	10-SEP-2009	15:31:51			H4
106	CK5CCB	1	10-SEP-2009	15:33:55			H4
107	CK6CCV	1	10-SEP-2009	15:39:30			H4
108	CK5CCB	1	10-SEP-2009	15:41:17			H4
109	LKCD0	10	10-SEP-2009	15:42:42	9251020	A9I040124	H4
110	CK6CCV	1	10-SEP-2009	15:44:42			H4
111	CK5CCB	1	10-SEP-2009	15:46:46			H4
112	CK6CCV	1	10-SEP-2009	16:20:44			H4
113	CK6CCV	1	10-SEP-2009	16:29:36			H4
114	CK5CCB	1	10-SEP-2009	16:31:29			H4
115	LKGMVB	1	10-SEP-2009	16:34:16	9252014	A9I090000	H4
116	LKGMVC	1	10-SEP-2009	16:36:11	9252014	A9I090000	H4
117	LKFL3	1	10-SEP-2009	16:37:37	9252014	9I08113	H4
118	LKFL3X	1	10-SEP-2009	16:39:10	9252014	9I08113	H4
119	LKFL3S	1	10-SEP-2009	16:42:30	9252014	9I08113	H4
120	LKFL3F	1	10-SEP-2009	16:44:05	9252014	9I08113	H4
121	LKFL9	1	10-SEP-2009	16:47:25	9252014	9I08113	H4
122	LKFL9F	1	10-SEP-2009	16:49:04	9252014	9I08113	H4
123	LKFMC	1	10-SEP-2009	16:50:42	9252014	9I08113	H4
124	LKFMCF	1	10-SEP-2009	16:52:06	9252014	9I08113	H4
125	CK6CCV	1	10-SEP-2009	16:54:06			H4
126	CK5CCB	1	10-SEP-2009	16:55:40			H4
127	LKFMD	1	10-SEP-2009	16:57:03	9252014	9I08113	H4
128	LKFMDF	1	10-SEP-2009	16:58:50	9252014	9I08113	H4
129	LKFMG	1	10-SEP-2009	17:00:13	9252014	9I08113	H4
130	LKFMGF	1	10-SEP-2009	17:01:51	9252014	9I08113	H4
131	LKFMJ	1	10-SEP-2009	17:03:18	9252014	9I08113	H4
132	LKFMJF	1	10-SEP-2009	17:04:45	9252014	9I08113	H4

(continued)

#	WorkOrder	Dilution	Date	Time	Batch	Lot	Instrument
133	LKJEQB	1	10-SEP-2009	17:06:33	9253014	A9I100000	H4
134	LKJEQC	1	10-SEP-2009	17:09:01	9253014	A9I100000	H4
135	LKHGQ	1	10-SEP-2009	17:10:36	9253014	A9I090175	H4
136	LKHTK	1	10-SEP-2009	17:12:25	9253014	A9I090231	H4
137	CK6CCV	1	10-SEP-2009	17:13:59			H4
138	CK5CCB	1	10-SEP-2009	17:15:43			H4
139	LKHWE	1	10-SEP-2009	17:17:21	9253014	A9I090231	H4
140	LKHA7	1	10-SEP-2009	17:19:15	9253014	A9I090161	H4
141	LKHA7S	1	10-SEP-2009	17:20:41	9253014	A9I090161	H4
142	LKHA7D	1	10-SEP-2009	17:22:59	9253014	A9I090161	H4
143	LKHC2	1	10-SEP-2009	17:24:54	9253014	A9I090161	H4
144	LKHC7	1	10-SEP-2009	17:26:30	9253014	A9I090161	H4
145	LKHC9	1	10-SEP-2009	17:28:16	9253014	A9I090161	H4
146	LKHC9S	1	10-SEP-2009	17:30:01	9253014	A9I090161	H4
147	LKHC9D	1	10-SEP-2009	17:31:49	9253014	A9I090161	H4
148	LKHCW	1	10-SEP-2009	17:33:43	9253014	A9I090161	H4
149	CK6CCV	1	10-SEP-2009	17:35:12			H4
150	CK5CCB	1	10-SEP-2009	17:37:45			H4
151	LKHDL	1	10-SEP-2009	17:39:29	9253014	A9I090161	H4
152	LKHFD	1	10-SEP-2009	17:42:13	9253014	9I09172	H4
153	LKHFDF	1	10-SEP-2009	17:43:50	9253014	9I09172	H4
154	LKH1Q	1	10-SEP-2009	17:45:24	9253014	A9I090253	H4
155	LKH1V	1	10-SEP-2009	17:46:49	9253014	A9I090253	H4
156	LKJETB	1	10-SEP-2009	17:48:12	9253016	A9I100000	H4
157	LKJETC	1	10-SEP-2009	17:49:36	9253016	A9I100000	H4
158	LKHFT	1	10-SEP-2009	17:51:15	9253016	9I09172	H4
159	LKHFTX	1	10-SEP-2009	17:52:52	9253016	9I09172	H4
160	LKHFTS	1	10-SEP-2009	17:54:57	9253016	9I09172	H4
161	CK6CCV	1	10-SEP-2009	17:56:26			H4
162	CK5CCB	1	10-SEP-2009	17:58:20			H4
163	LKHFTF	1	10-SEP-2009	17:59:56	9253016	9I09172	H4
164	LKHG1	1	10-SEP-2009	18:01:20	9253016	9I09172	H4
165	LKHG1F	1	10-SEP-2009	18:03:40	9253016	9I09172	H4
166	LKHG3	1	10-SEP-2009	18:05:15	9253016	9I09172	H4
167	LKHG3F	1	10-SEP-2009	18:07:32	9253016	9I09172	H4
168	LKHG6	1	10-SEP-2009	18:09:27	9253016	9I09172	H4
169	LKHG6F	1	10-SEP-2009	18:11:03	9253016	9I09172	H4
170	LKHG7	1	10-SEP-2009	18:12:30	9253016	9I09172	H4
171	LKHG7F	1	10-SEP-2009	18:13:55	9253016	9I09172	H4
172	LKHGC	1	10-SEP-2009	18:17:16	9253016	9I09172	H4
173	CK6CCV	1	10-SEP-2009	18:18:45			H4
174	CK5CCB	1	10-SEP-2009	18:20:54			H4
175	LKHGCF	1	10-SEP-2009	18:22:18	9253016	9I09172	H4
176	LKHGM	1	10-SEP-2009	18:23:49	9253016	9I09172	H4

(continued)

```
:       Instrument Upload                                    Run Log - Page  5 :
:       Started Fri Sep 11 08:08:20 2009 by TOTHR                              :
:       Data File: UPL$CAN_DATA_ROOT:<LHG>HG40910A.PRN;1                       :
```

#	WorkOrder	Dilution	Date	Time	Batch	Lot	Instrument
177	LKHGMF	1	10-SEP-2009	18:25:48	9253016	9I09172	H4
178	LKHGR	1	10-SEP-2009	18:27:34	9253016	9I09172	H4
179	LKHGRF	1	10-SEP-2009	18:29:50	9253016	9I09172	H4
180	LKHGV	1	10-SEP-2009	18:31:17	9253016	9I09172	H4
181	LKHGVF	1	10-SEP-2009	18:33:17	9253016	9I09172	H4
182	LKHGX	1	10-SEP-2009	18:34:43	9253016	9I09172	H4
183	LKHGXF	1	10-SEP-2009	18:36:09	9253016	9I09172	H4
184	CK6CCV	1	10-SEP-2009	18:37:34			H4
185	CK5CCB	1	10-SEP-2009	18:39:27			H4

9-16-09

End of Report

TestAmerica North Canton

Metals Data Reporting Form

Initial Calibration Verification Standard

Instrument: CVAA **Units:** ug/L

Chart Number: hg40910z.prn **Acceptable Range:** 90% - 110%

Standard Source: Ultra **Standard ID:**

Element	WL/ Mass	True Conc	Ck2ICV 9/10/2009 12:43 PM Found	% Rec	Found	% Rec	Found	% Rec	Found	% Rec	Found	% Rec
Mercury	253.7	2.5	2.46	**98.3**								

TestAmerica North Canton

Metals Data Reporting Form

Continuing Calibration Verification

Instrument: CVAA **Units:** ug/L

Chart Number: hg40910z.prn **Acceptable Range:** 80% - 120%

Standard Source: Ultra **Standard ID:**

Element	WL/ Mass	True Conc	Ck6CCV 9/10/2009 12:49 PM Found	% Rec	Ck6CCV 9/10/2009 1:09 PM Found	% Rec	Ck6CCV 9/10/2009 1:29 PM Found	% Rec	Ck6CCV 9/10/2009 1:49 PM Found	% Rec	Ck6CCV 9/10/2009 2:10 PM Found	% Rec
Mercury	253.7	5.0	5.21	**104.2**	5.25	**105.0**	5.52	**110.4**	5.29	**105.8**	5.36	**107.3**

TestAmerica North Canton

Metals Data Reporting Form

Continuing Calibration Verification

Instrument: CVAA **Units:** ug/L

Chart Number: hg40910z.prn **Acceptable Range:** 80% - 120%

Standard Source: Ultra **Standard ID:**

Element	WL/ Mass	True Conc	Ck6CCV 9/10/2009 2:30 PM Found	% Rec	Ck6CCV 9/10/2009 2:51 PM Found	% Rec	Ck6CCV 9/10/2009 3:13 PM Found	% Rec	Ck6CCV 9/10/2009 3:31 PM Found	% Rec	Ck6CCV 9/10/2009 3:39 PM Found	% Rec
Mercury	253.7	5.0	5.19	**103.8**	5.29	**105.7**	5.45	**109.0**	5.42	**108.3**	5.33	**106.6**

TestAmerica North Canton

Metals Data Reporting Form

Continuing Calibration Verification

Instrument: CVAA

Units: ug/L

Chart Number: hg40910z.prn

Acceptable Range: 80% - 120%

Standard Source: Ultra

Standard ID:

Element	WL/ Mass	True Conc	Ck6CCV 9/10/2009 3:44 PM Found	% Rec	Ck6CCV 9/10/2009 4:20 PM Found	% Rec	Ck6CCV 9/10/2009 4:29 PM Found	% Rec	Ck6CCV 9/10/2009 4:54 PM Found	% Rec	Ck6CCV 9/10/2009 5:13 PM Found	% Rec
Mercury	253.7	5.0	5.38	**107.6**	0.00	**0.0**	5.14	**102.9**	5.25	**105.1**	5.18	**103.6**

TestAmerica North Canton

Metals Data Reporting Form

Continuing Calibration Verification

Instrument: CVAA **Units:** ug/L

Chart Number: hg40910z.prn **Acceptable Range:** 80% - 120%

Standard Source: Ultra **Standard ID:**

Element	WL/ Mass	True Conc	Ck6CCV 9/10/2009 5:35 PM Found	% Rec	Ck6CCV 9/10/2009 5:56 PM Found	% Rec	Ck6CCV 9/10/2009 6:18 PM Found	% Rec	Ck6CCV 9/10/2009 6:37 PM Found	% Rec	Found	% Rec
Mercury	253.7	5.0	5.26	**105.3**	5.34	**106.9**	5.31	**106.2**	5.30	**106.0**		

TestAmerica North Canton

Metals Data Reporting Form

Contract Required Detection Limit Standard

Instrument: CVAA **Units:** ug/L

Chart Number: hg40910z.prn **Acceptable Range:** 50% - 150%

Standard Source: Ultra **Standard ID:**

Element	WL/ Mass	True Conc	Ck4CRA\MRL 9/10/2009 12:46 PM Found	% Rec	Found	% Rec	Found	% Rec	Found	% Rec	Found	% Rec
Mercury	253.7	0.2	0.25	126.5								

TestAmerica North Canton

Metals Data Reporting Form

Initial Calibration Blank Results

Instrument: CVAA **Units:** ug/L

Chart Number: hg40910z.prn

Standard Source: _____ **Standard ID:** _____

Element	WL/ Mass	Report Limit	Ck3ICB 9/10/2009 12:44 PM Found	Q	Found	Q	Found	Q	Found	Q	Found	Q
Mercury	253.7	0.2	0.1	U								

U Result is less than the IDL

B Result is between IDL and RL

Form 3 Equivalent

TestAmerica North Canton

Metals Data Reporting Form

Continuing Calibration Blank Results

Instrument: CVAA **Units:** ug/L

Chart Number: hg40910z.prn

Standard Source: _____ **Standard ID:** _____

Element	WL/ Mass	Report Limit	Ck5CCB 9/10/2009 12:51 PM		Ck5CCB 9/10/2009 1:10 PM		Ck5CCB 9/10/2009 1:31 PM		Ck5CCB 9/10/2009 1:51 PM		Ck5CCB 9/10/2009 2:11 PM	
			Found	Q	Found	Q	Found	Q	Found	Q	Found	Q
Mercury	253.7	0.2	0.1	U	0.1	U	0.1	U	-0.2	B	0.1	B

U Result is less than the IDL

B Result is between IDL and RL

TestAmerica North Canton

Metals Data Reporting Form

Continuing Calibration Blank Results

Instrument: CVAA **Units:** ug/L

Chart Number: hg40910z.prn

Standard Source: _____ **Standard ID:** _____

Element	WL/ Mass	Report Limit	Ck5CCB 9/10/2009 2:32 PM		Ck5CCB 9/10/2009 2:53 PM		Ck5CCB 9/10/2009 3:15 PM		Ck5CCB 9/10/2009 3:33 PM		Ck5CCB 9/10/2009 3:41 PM	
			Found	Q	Found	Q	Found	Q	Found	Q	Found	Q
Mercury	253.7	0.2	0.1	U	0.1	U	**0.1**	**B**	0.1	U	0.1	U

U Result is less than the IDL

B Result is between IDL and RL

TestAmerica North Canton

Metals Data Reporting Form

Continuing Calibration Blank Results

Instrument: CVAA **Units:** ug/L

Chart Number: hg40910z.prn

Standard Source: _____ **Standard ID:** _____

Element	WL/ Mass	Report Limit	Ck5CCB 9/10/2009 3:46 PM		Ck5CCB 9/10/2009 4:31 PM		Ck5CCB 9/10/2009 4:55 PM		Ck5CCB 9/10/2009 5:15 PM		Ck5CCB 9/10/2009 5:37 PM	
			Found	Q	Found	Q	Found	Q	Found	Q	Found	Q
Mercury	253.7	0.2	0.1	U	0.1	U	0.1	U	0.1	U	0.1	U

U Result is less than the IDL

B Result is between IDL and RL

Form 3 Equivalent

TestAmerica North Canton

Metals Data Reporting Form

Continuing Calibration Blank Results

Instrument: CVAA **Units:** ug/L

Chart Number: hg40910z.prn

Standard Source: _____ **Standard ID:** _____

Element	WL/ Mass	Report Limit	Ck5CCB 9/10/2009 5:58 PM Found	Q	Ck5CCB 9/10/2009 6:20 PM Found	Q	Ck5CCB 9/10/2009 6:39 PM Found	Q	Found	Q	Found	Q
Mercury	253.7	0.2	0.1	U	0.1	U	0.1	U				

U Result is less than the IDL

B Result is between IDL and RL

Form 3 Equivalent

#	WorkOrder	Dilution	Date	Time	Batch	Lot	Instrument
1	STD1	1	15-SEP-2009	07:19:16			I8
2	STD2	1	15-SEP-2009	07:23:35			I8
3	STD3	1	15-SEP-2009	07:28:07			I8
4	STD4	1	15-SEP-2009	07:33:08			I8
5	ICV	1	15-SEP-2009	07:37:30			I8
6	ICB	1	15-SEP-2009	07:41:56			I8
7	CRI	1	15-SEP-2009	07:46:15			I8
8	ICSA	1	15-SEP-2009	07:50:38			I8
9	ICSAB	1	15-SEP-2009	07:55:04			I8
10	CCV	1	15-SEP-2009	07:59:34			I8
11	CCB	1	15-SEP-2009	08:08:00			I8
12	LJ5GQ	20	15-SEP-2009	08:20:25	9245032	A9I010176	I8
13	CCV	1	15-SEP-2009	08:25:52			I8
14	CCB	1	15-SEP-2009	08:30:22			I8
15	LJ5GC	10	15-SEP-2009	08:33:54	9245033	A9I010176	I8
16	LJ5GE	10	15-SEP-2009	08:38:16	9245033	A9I010176	I8
17	LJ5GF	10	15-SEP-2009	08:42:37	9245033	A9I010176	I8
18	LJ5GG	10	15-SEP-2009	08:47:01	9245033	A9I010176	I8
19	LJ5GGS	10	15-SEP-2009	08:51:22	9245033	A9I010176	I8
20	LJ5GGD	10	15-SEP-2009	08:55:49	9245033	A9I010176	I8
21	LJ5GH	10	15-SEP-2009	09:00:12	9245033	A9I010176	I8
22	LJ5GJ	10	15-SEP-2009	09:04:34	9245033	A9I010176	I8
23	LJ5GK	10	15-SEP-2009	09:08:57	9245033	A9I010176	I8
24	LJ5GKL	50	15-SEP-2009	09:13:20			I8
25	CCV	1	15-SEP-2009	09:17:42			I8
26	CCB	1	15-SEP-2009	09:22:10			I8
27	LKLN2B	1	15-SEP-2009	09:26:35	9254014	A9I110000	I8
28	LKLN2C	1	15-SEP-2009	09:30:56	9254014	A9I110000	I8
29	LKKKR	1	15-SEP-2009	09:35:32	9254014	A9I100240	I8
30	LKKKRS	1	15-SEP-2009	09:39:56	9254014	A9I100240	I8
31	LKKKRD	1	15-SEP-2009	09:44:31	9254014	A9I100240	I8
32	LKKKX	1	15-SEP-2009	09:49:16	9254014	A9I100240	I8
33	CCV	1	15-SEP-2009	09:53:38			I8
34	CCB	1	15-SEP-2009	09:58:27			I8
35	LKJXE	1	15-SEP-2009	10:02:50	9254014	A9I100128	I8
36	LKK57	1	15-SEP-2009	10:07:11	9254014	A9I100295	I8
37	LKK6C	1	15-SEP-2009	10:11:34	9254014	A9I100295	I8
38	LKK6CL	1	15-SEP-2009	10:15:55			I8
39	LKJENB	1	15-SEP-2009	10:20:17	9253013	A9I100000	I8
40	LKJENC	1	15-SEP-2009	10:24:40	9253013	A9I100000	I8
41	LKH22	1	15-SEP-2009	10:29:22	9253013	A9I090265	I8
42	LKH22S	1	15-SEP-2009	10:33:44	9253013	A9I090265	I8
43	LKH22D	1	15-SEP-2009	10:38:31	9253013	A9I090265	I8
44	LKH27	1	15-SEP-2009	10:43:39	9253013	A9I090265	I8

(continued)

#	WorkOrder	Dilution	Date	Time	Batch	Lot	Instrument
45	CCV	1	15-SEP-2009	10:48:06			I8
46	CCB	1	15-SEP-2009	10:52:57			I8
47	LKH3A	1	15-SEP-2009	10:56:15	9253013	A9I090265	I8
48	LKH3AF	1	15-SEP-2009	11:00:34	9253013	A9I090265	I8
49	LKH3E	1	15-SEP-2009	11:04:55	9253013	A9I090265	I8
50	LKH3G	1	15-SEP-2009	11:09:16	9253013	A9I090265	I8
51	LKG5A	1	15-SEP-2009	11:13:42	9253013	9I09139	I8
52	LKG5AL	1	15-SEP-2009	11:18:03			I8
53	LKHEK	1	15-SEP-2009	11:22:29	9253013	A9I090168	I8
54	LKHGQ	1	15-SEP-2009	11:26:36	9253013	A9I090175	I8
55	LKHFD	1	15-SEP-2009	11:30:20	9253013	9I09172	I8
56	LKHFDF	1	15-SEP-2009	11:33:56	9253013	9I09172	I8
57	CCV	1	15-SEP-2009	11:38:16			I8
58	CCB	1	15-SEP-2009	11:43:16			I8

End of Report

TestAmerica North Canton

Metals Data Reporting Form

Interference Check Standard A

Instrument: ICPMS **Units:** ug/L

Chart Number: I80915A.csv **Acceptable Range:** 0% - 0%

Standard Source: _____ **Standard ID:** _____

Element	WL/ Mass	Reporting Limit	True Conc	ICSA 9/15/2009 7:50 AM Found	Found	Found	Found	Found
Antimony	121	2		0.200				
Arsenic	75	5		0.110				
Barium	137	1		0.760				
Beryllium	9	1		0.033				
Cadmium	111	1		-0.640				
Chromium	52	2		0.450				
Cobalt	59	1		0.043				
Copper	65	2		0.340				
Iron	56		50000	53700				
Lead	208	1		0.120				
Manganese	55	1		1 U				
Molybdenum	95	2		1050				
Nickel	60	2		0.370				
Selenium	78	5		0.100				
Silver	107	1		0.047				
Thallium	205	1		0.074				
Vanadium	51	20		-0.140				
Zinc	66	20		2				

U Result is less than the IDL
B Result is between IDL and RL

Form 4 Equivalent

TestAmerica North Canton

Metals Data Reporting Form

Initial Calibration Verification Standard

Instrument: ICPMS **Units:** ug/L

Chart Number: I80915A.csv **Acceptable Range:** 90% - 110%

Standard Source: _____ **Standard ID:** _____

Element	WL/ Mass	True Conc	ICV 9/15/2009 7:37 AM Found	% Rec	Found	% Rec	Found	% Rec	Found	% Rec	Found	% Rec
Antimony	121	80.0	81.90	**102.4**								
Arsenic	75	80.0	80.96	**101.2**								
Barium	137	80.0	81.71	**102.1**								
Beryllium	9	80.0	81.52	**101.9**								
Cadmium	111	80.0	82.82	**103.5**								
Chromium	52	80.0	82.47	**103.1**								
Cobalt	59	80.0	82.33	**102.9**								
Copper	65	80.0	83.54	**104.4**								
Iron	56	20000.0	19996.67	**100.0**								
Lead	208	80.0	81.66	**102.1**								
Manganese	55	400.0	379.30	**94.8**								
Molybdenum	95	80.0	82.86	**103.6**								
Nickel	60	80.0	82.79	**103.5**								
Selenium	78	80.0	82.68	**103.4**								
Silver	107	80.0	84.70	**105.9**								
Thallium	205	80.0	81.72	**102.1**								
Vanadium	51	80.0	81.04	**101.3**								
Zinc	66	80.0	84.33	**105.4**								

TestAmerica North Canton

Metals Data Reporting Form

Continuing Calibration Verification

Instrument: ICPMS **Units:** ug/L

Chart Number: I80915A.csv **Acceptable Range:** 90% - 110%

Standard Source: _____ **Standard ID:** _____

Element	WL/ Mass	True Conc	CCV 9/15/2009 7:59 AM Found	% Rec	CCV 8 9/15/2009 9:53 AM Found	% Rec	CCV 9 9/15/2009 10:48 AM Found	% Rec	CCV 10 9/15/2009 11:38 AM Found	% Rec	Found	% Rec
Antimony	121	100.0	99.07	**99.1**	98.14	**98.1**	97.33	**97.3**	95.29	**95.3**		
Arsenic	75	100.0	98.93	**98.9**	96.71	**96.7**	95.07	**95.1**	91.32	**91.3**		
Barium	137	100.0	97.89	**97.9**	98.15	**98.2**	97.81	**97.8**	93.95	**93.9**		
Beryllium	9	100.0	92.73	**92.7**	96.81	**96.8**	94.22	**94.2**	89.26	**89.3**		
Cadmium	111	100.0	102.10	**102.1**	100.33	**100.3**	100.12	**100.1**	98.12	**98.1**		
Chromium	52	100.0	98.37	**98.4**	95.38	**95.4**	94.14	**94.1**	92.21	**92.2**		
Cobalt	59	100.0	99.12	**99.1**	96.31	**96.3**	94.74	**94.7**	93.12	**93.1**		
Copper	65	100.0	101.10	**101.1**	97.35	**97.3**	96.47	**96.5**	93.83	**93.8**		
Iron	56	25000.0	24980.00	**99.9**	25610.00	**102.4**	25280.00	**101.1**	25093.33	**100.4**		
Lead	208	100.0	100.97	**101.0**	98.77	**98.8**	96.46	**96.5**	95.65	**95.6**		
Manganese	55	500.0	466.57	**93.3**	448.80	**89.8**	443.17	**88.6**	438.63	**87.7**		
Molybdenum	95	100.0	108.13	**108.1**	100.10	**100.1**	99.38	**99.4**	96.53	**96.5**		
Nickel	60	100.0	99.86	**99.9**	96.69	**96.7**	94.81	**94.8**	93.89	**93.9**		
Selenium	78	100.0	101.77	**101.8**	99.64	**99.6**	97.34	**97.3**	93.47	**93.5**		
Silver	107	100.0	102.30	**102.3**	99.52	**99.5**	98.02	**98.0**	96.35	**96.4**		
Thallium	205	100.0	99.47	**99.5**	94.78	**94.8**	91.97	**92.0**	90.24	**90.2**		
Vanadium	51	100.0	98.43	**98.4**	95.64	**95.6**	94.41	**94.4**	92.70	**92.7**		
Zinc	66	100.0	102.47	**102.5**	98.92	**98.9**	96.06	**96.1**	94.88	**94.9**		

TestAmerica North Canton

Metals Data Reporting Form

Contract Required Detection Limit Standard

Instrument: ICPMS **Units:** ug/L

Chart Number: I80915A.csv **Acceptable Range:** 50% - 150%

Standard Source: _____ **Standard ID:** _____

Element	WL/ Mass	True Conc	CRI 9/15/2009 7:46 AM Found	% Rec	Found	% Rec	Found	% Rec	Found	% Rec	Found	% Rec
Antimony	121	2.0	2.09	**104.7**								
Arsenic	75	2.0	2.11	**105.5**								
Barium	137	1.0	1.07	**107.3**								
Beryllium	9	1.0	0.98	**97.9**								
Cadmium	111	0.5	0.57	**113.9**								
Chromium	52	2.0	2.00	**99.8**								
Cobalt	59	1.0	1.10	**109.6**								
Copper	65	2.0	2.31	**115.5**								
Iron	56	50.0	52.88	**105.8**								
Lead	208	1.0	1.12	**111.7**								
Manganese	55	1.0	1.13	**113.4**								
Molybdenu	95	10.0	10.23	**102.3**								
Nickel	60	2.0	2.29	**114.5**								
Selenium	78	2.0	2.19	**109.4**								
Silver	107	0.5	0.55	**109.6**								
Thallium	205	1.0	1.10	**109.9**								
Vanadium	51	5.0	5.14	**102.8**								
Zinc	66	10.0	11.20	**112.0**								

TestAmerica North Canton

Metals Data Reporting Form

Initial Calibration Blank Results

Instrument: ICPMS **Units:** ug/L

Chart Number: I80915A.csv

Standard Source: _____ **Standard ID:** _____

Element	WL/ Mass	Report Limit	ICB 9/15/2009 7:41 AM Found	Q	Found	Q	Found	Q	Found	Q	Found	Q
Antimony	121	2	**0.16**	**B**								
Arsenic	75	5	0.12	U								
Barium	137	1	0.033	U								
Beryllium	9	1	0.025	U								
Cadmium	111	1	0.014	U								
Chromium	52	2	**-0.12**	**B**								
Cobalt	59	1	0.015	U								
Copper	65	2	0.079	U								
Iron	56	50	4.7	U								
Lead	208	1	0.028	U								
Manganese	55	1	0.034	U								
Molybdenum	95	2	0.23	U								
Nickel	60	2	0.048	U								
Selenium	78	5	0.14	U								
Silver	107	1	0.02	U								
Thallium	205	1	**0.16**	**B**								
Vanadium	51	20	0.29	U								
Zinc	66	20	0.6	U								

U Result is less than the IDL

B Result is between IDL and RL

Form 3 Equivalent

TestAmerica North Canton

Metals Data Reporting Form

Continuing Calibration Blank Results

Instrument: ICPMS **Units:** ug/L

Chart Number: I80915A.csv

Standard Source: _____ **Standard ID:** _____

Element	WL/ Mass	Report Limit	CCB 9/15/2009 8:08 AM		CCB 8 9/15/2009 9:58 AM		CCB 9 9/15/2009 10:52 AM		CCB 10 9/15/2009 11:43 AM			
			Found	Q	Found	Q	Found	Q	Found	Q	Found	Q
Antimony	121	2	**0.1**	**B**	**0.15**	**B**	**0.15**	**B**	**0.1**	**B**		
Arsenic	75	5	0.12	U	0.12	U	0.12	U	0.12	U		
Barium	137	1	0.033	U	0.033	U	**0.04**	**B**	**0.058**	**B**		
Beryllium	9	1	**0.038**	**B**	**0.032**	**B**	**0.054**	**B**	**0.041**	**B**		
Cadmium	111	1	**0.024**	**B**	**0.043**	**B**	**0.047**	**B**	**0.048**	**B**		
Chromium	52	2	**-0.094**	**B**	**-0.12**	**B**	**-0.082**	**B**	0.042	U		
Cobalt	59	1	**0.022**	**B**	**0.033**	**B**	**0.042**	**B**	**0.052**	**B**		
Copper	65	2	0.079	U	0.079	U	0.079	U	0.079	U		
Iron	56	50	**9.6**	**B**	**10.8**	**B**	**12.8**	**B**	**14.6**	**B**		
Lead	208	1	**0.031**	**B**	**0.044**	**B**	**0.053**	**B**	**0.063**	**B**		
Manganese	55	1	**0.095**	**B**	**0.34**	**B**	**0.37**	**B**	**0.39**	**B**		
Molybdenum	95	2	**0.54**	**B**	**0.3**	**B**	**0.31**	**B**	**0.24**	**B**		
Nickel	60	2	0.048	U	0.048	U	0.048	U	**0.051**	**B**		
Selenium	78	5	0.14	U	0.14	U	0.14	U	0.14	U		
Silver	107	1	**0.025**	**B**	**0.032**	**B**	**0.044**	**B**	**0.056**	**B**		
Thallium	205	1	**0.12**	**B**	**0.22**	**B**	**0.23**	**B**	**0.24**	**B**		
Vanadium	51	20	0.29	U	0.29	U	0.29	U	0.29	U		
Zinc	66	20	0.6	U	0.6	U	0.6	U	0.6	U		

U Result is less than the IDL

B Result is between IDL and RL

Form 3 Equivalent

TestAmerica North Canton

Metals Data Reporting Form

Interference Check Standard AB

Instrument: ICPMS **Units:** ug/L

Chart Number: I80915A.csv **Acceptable Range:** 50% - 150%

Standard Source: _____ **Standard ID:** _____

Element	WL/ Mass	True Conc	ICSAB 9/15/2009 7:55 AM Found	% Rec	Found	% Rec	Found	% Rec	Found	% Rec	Found	% Rec
Antimony	121	100	104.4	**104.4**								
Arsenic	75	100	99.3	**99.3**								
Barium	137	100	105.2	**105.2**								
Beryllium	9	100	98.6	**98.6**								
Cadmium	111	100	105.6	**105.6**								
Chromium	52	100	104.8	**104.8**								
Cobalt	59	100	103.6	**103.6**								
Copper	65	100	103.9	**103.9**								
Iron	56	50000	53086.7	**106.2**								
Lead	208	100	109.7	**109.7**								
Manganese	55	100	102.3	**102.3**								
Molybdenum	95	1000	1166.7	**116.7**								
Nickel	60	100	104.1	**104.1**								
Selenium	78	100	104.2	**104.2**								
Silver	107	100	104.4	**104.4**								
Thallium	205	100	108.5	**108.5**								
Vanadium	51	100	104.3	**104.3**								
Zinc	66	100	105.7	**105.7**								

: Instrument Upload Run Log - Page 1 :
: Started Wed Sep 16 05:47:12 2009 by DAVIESB :
: Data File: UPL$CAN_DATA_ROOT:<REP>I80915B.CSV;1 :

#	WorkOrder	Dilution	Date	Time	Batch	Lot	Instrument
1	STD1	1	15-SEP-2009	12:39:56			I8
2	STD2	1	15-SEP-2009	12:44:21			I8
3	STD3	1	15-SEP-2009	12:49:11			I8
4	STD4	1	15-SEP-2009	12:54:13			I8
5	ICV	1	15-SEP-2009	12:58:37			I8
6	ICB	1	15-SEP-2009	13:03:36			I8
7	CRI	1	15-SEP-2009	13:06:56			I8
8	ICSA	1	15-SEP-2009	13:11:19			I8
9	ICSAB	1	15-SEP-2009	13:14:40			I8
10	CCV	1	15-SEP-2009	13:19:37			I8
11	CCB	1	15-SEP-2009	13:24:48			I8
12	LJ8P2B	1	15-SEP-2009	13:28:17	9246014	A9I030000	I8
13	LJ8P2C	1	15-SEP-2009	13:31:33	9246014	A9I030000	I8
14	LJ74RF	1	15-SEP-2009	13:36:35	9246014	9I01242	I8
15	LJ74RFS	1	15-SEP-2009	13:41:10	9246014	9I01242	I8
16	LJ74RFD	1	15-SEP-2009	13:44:38	9246014	9I01242	I8
17	LJ742F	1	15-SEP-2009	13:50:11	9246014	9I01242	I8
18	LJ744F	1	15-SEP-2009	13:54:32	9246014	9I01242	I8
19	LJ745F	1	15-SEP-2009	13:59:08	9246014	9I01242	I8
20	LJ746F	1	15-SEP-2009	14:03:38	9246014	9I01242	I8
21	LJ747F	1	15-SEP-2009	14:08:09	9246014	9I01242	I8
22	CCV	1	15-SEP-2009	14:12:32			I8
23	CCB	1	15-SEP-2009	14:17:37			I8
24	LJ748	1	15-SEP-2009	14:20:54	9246014	9I01242	I8
25	LJ75C	1	15-SEP-2009	14:24:43	9246014	9I01242	I8
26	LJ75D	1	15-SEP-2009	14:28:33	9246014	9I01242	I8
27	LJ75EF	1	15-SEP-2009	14:32:16	9246014	9I01242	I8
28	LJ75FF	1	15-SEP-2009	14:36:36	9246014	9I01242	I8
29	LJ75HF	1	15-SEP-2009	14:40:33	9246014	9I01242	I8
30	LJ75JF	1	15-SEP-2009	14:45:02	9246014	9I01242	I8
31	LJ75LF	1	15-SEP-2009	14:49:23	9246014	9I01242	I8
32	LJ75MF	1	15-SEP-2009	14:54:50	9246014	9I01242	I8
33	LJ75DL	1	15-SEP-2009	14:59:37			I8
34	CCV	1	15-SEP-2009	15:03:59			I8
35	CCB	1	15-SEP-2009	15:09:05			I8
36	LJ8QJB	1	15-SEP-2009	15:12:51	9246022	A9I030000	I8
37	LJ8QJC	1	15-SEP-2009	15:16:17	9246022	A9I030000	I8
38	LJ7GP	1	15-SEP-2009	15:21:29	9246022	9I02192	I8
39	LJ7GPF	1	15-SEP-2009	15:25:27	9246022	9I02192	I8
40	LJ7GPX	1	15-SEP-2009	15:29:35	9246022	9I02192	I8
41	LJ7GPS	1	15-SEP-2009	15:32:50	9246022	9I02192	I8
42	LJ7JC	1	15-SEP-2009	15:37:03	9246022	9I02192	I8
43	LJ7JCF	1	15-SEP-2009	15:41:09	9246022	9I02192	I8
44	LJ7JP	1	15-SEP-2009	15:45:42	9246022	9I02192	I8

(continued)

#	WorkOrder	Dilution	Date	Time	Batch	Lot	Instrument
45	LJ7JPF	1	15-SEP-2009	15:49:31	9246022	9I02192	I8
46	CCV	1	15-SEP-2009	15:53:51			I8
47	CCB	1	15-SEP-2009	15:58:52			I8
48	LJ7JX	1	15-SEP-2009	16:03:16	9246022	9I02192	I8
49	LJ7JXF	1	15-SEP-2009	16:07:39	9246022	9I02192	I8
50	LJ7J3	1	15-SEP-2009	16:12:18	9246022	9I02192	I8
51	LJ7J3F	1	15-SEP-2009	16:17:11	9246022	9I02192	I8
52	LJ7J5	1	15-SEP-2009	16:21:57	9246022	9I02192	I8
53	LJ7J5F	1	15-SEP-2009	16:26:58	9246022	9I02192	I8
54	LJ7J8	1	15-SEP-2009	16:31:52	9246022	9I02192	I8
55	LJ7J8F	1	15-SEP-2009	16:36:25	9246022	9I02192	I8
56	LJ7KK	1	15-SEP-2009	16:40:57	9246022	9I02192	I8
57	LJ7KKF	1	15-SEP-2009	16:46:01	9246022	9I02192	I8
58	CCV	1	15-SEP-2009	16:51:10			I8
59	CCB	1	15-SEP-2009	16:56:53			I8
60	LJ7KN	1	15-SEP-2009	17:01:12	9246022	9I02192	I8
61	LJ7KNF	1	15-SEP-2009	17:06:11	9246022	9I02192	I8
62	LJ7KNFL	1	15-SEP-2009	17:11:09			I8
63	ZZZZZ	1	15-SEP-2009	17:15:33			I8
64	LKJENB	1	15-SEP-2009	17:19:58	9253013	A9I100000	I8
65	LKJENC	1	15-SEP-2009	17:24:35	9253013	A9I100000	I8
66	LKHFD	1	15-SEP-2009	17:30:12	9253013	9I09172	I8
67	LKHFDF	1	15-SEP-2009	17:34:36	9253013	9I09172	I8
68	LKFC1B	1	15-SEP-2009	17:38:56	9251019	A9I080000	I8
69	LKFC1C	1	15-SEP-2009	17:43:16	9251019	A9I080000	I8
70	CCV	1	15-SEP-2009	17:48:33			I8
71	CCB	1	15-SEP-2009	17:54:45			I8
72	LKDWN	1	15-SEP-2009	17:59:09	9251019	A9I040285	I8
73	LJ891	5	15-SEP-2009	18:03:32	9251019	A9I030140	I8
74	LJ9AC	20	15-SEP-2009	18:07:53	9251019	A9I030140	I8
75	LJ9AE	20	15-SEP-2009	18:12:13	9251019	A9I030140	I8
76	LJ9AR	20	15-SEP-2009	18:16:39	9251019	A9I030140	I8
77	LJ9AX	20	15-SEP-2009	18:21:06	9251019	A9I030140	I8
78	LJ9A1	20	15-SEP-2009	18:25:28	9251019	A9I030140	I8
79	LKCC9	1	15-SEP-2009	18:29:52	9251019	A9I040116	I8
80	LKCC9S	1	15-SEP-2009	18:34:15	9251019	A9I040116	I8
81	LKCC9D	1	15-SEP-2009	18:40:00	9251019	A9I040116	I8
82	CCV	1	15-SEP-2009	18:46:16			I8
83	CCB	1	15-SEP-2009	18:52:51			I8
84	LKCHP	1	15-SEP-2009	18:57:11	9251019	A9I040116	I8
85	LKCHQ	1	15-SEP-2009	19:01:42	9251019	A9I040116	I8
86	LKCHW	1	15-SEP-2009	19:06:03	9251019	A9I040116	I8
87	LKCH1	1	15-SEP-2009	19:10:29	9251019	A9I040116	I8
88	LKCH2	5	15-SEP-2009	19:14:51	9251019	A9I040116	I8

(continued)

TestAmerica North Canton

Metals Data Reporting Form

Initial Calibration Verification Standard

Instrument: ICPMS **Units:** ug/L

Chart Number: I80915B.csv **Acceptable Range:** 90% - 110%

Standard Source: _____ **Standard ID:** _____

Element	WL/ Mass	True Conc	ICV 9/15/2009 12:58 PM Found	% Rec	Found	% Rec	Found	% Rec	Found	% Rec	Found	% Rec
Beryllium	9	80.0	82.39	**103.0**								
Manganese	55	400.0	403.13	**100.8**								

TestAmerica North Canton

Metals Data Reporting Form

Continuing Calibration Verification

Instrument: ICPMS **Units:** ug/L

Chart Number: I80915B.csv **Acceptable Range:** 90% - 110%

Standard Source: _____ **Standard ID:** _____

Element	WL/ Mass	True Conc	CCV 9/15/2009 1:19 PM Found	% Rec	CCV 4 9/15/2009 4:51 PM Found	% Rec	CCV 5 9/15/2009 5:48 PM Found	% Rec	Found	% Rec	Found	% Rec
Beryllium	9	100.0	100.87	**100.9**	92.12	**92.1**	96.75	**96.8**				
Manganese	55	500.0	491.20	**98.2**	518.00	**103.6**	498.80	**99.8**				

TestAmerica North Canton

Metals Data Reporting Form

Contract Required Detection Limit Standard

Instrument: ICPMS **Units:** ug/L

Chart Number: I80915B.csv **Acceptable Range:** 50% - 150%

Standard Source: _____ **Standard ID:** _____

Element	WL/ Mass	True Conc	CRI 9/15/2009 1:06 PM Found	% Rec	Found	% Rec	Found	% Rec	Found	% Rec	Found	% Rec
Beryllium	9	1.0	0.99	**98.8**								
Manganese	55	1.0	1.20	**120.4**								

TestAmerica North Canton

Metals Data Reporting Form

Initial Calibration Blank Results

Instrument: ICPMS **Units:** ug/L

Chart Number: I80915B.csv

Standard Source: _____ **Standard ID:** _____

Element	WL/ Mass	Report Limit	ICB 9/15/2009 1:03 PM Found	Q	Found	Q	Found	Q	Found	Q	Found	Q
Beryllium	9	1	0.025	U								
Manganese	55	1	0.034	U								

U Result is less than the IDL

B Result is between IDL and RL

Form 3 Equivalent

TestAmerica North Canton

Metals Data Reporting Form

Continuing Calibration Blank Results

Instrument: ICPMS **Units:** ug/L

Chart Number: I80915B.csv

Standard Source: _____ **Standard ID:** _____

Element	WL/ Mass	Report Limit	CCB 9/15/2009 1:24 PM Found	Q	CCB 4 9/15/2009 4:56 PM Found	Q	CCB 5 9/15/2009 5:54 PM Found	Q	Found	Q	Found	Q
Beryllium	9	1	0.025	U	0.025	U	0.025	U				
Manganese	55	1	0.034	U	0.034	U	**0.18**	**B**				

U Result is less than the IDL

B Result is between IDL and RL

TestAmerica North Canton

Metals Data Reporting Form

Interference Check Standard A

Instrument: ICPMS **Units:** ug/L

Chart Number: I80915B.csv **Acceptable Range:** 0% - 0%

Standard Source: **Standard ID:**

Element	WL/ Mass	Reporting Limit	True Conc	ICSA 9/15/2009 1:11 PM Found	Found	Found	Found	Found
Beryllium	9	1		0.010				
Manganese	55	1		1				

U Result is less than the IDL

B Result is between IDL and RL

TestAmerica North Canton

Metals Data Reporting Form

Interference Check Standard AB

Instrument: ICPMS

Units: ug/L

Chart Number: I80915B.csv

Acceptable Range: 50% - 150%

Standard Source:

Standard ID:

Element	WL/ Mass	True Conc	ICSAB 9/15/2009 1:14 PM Found	% Rec	Found	% Rec	Found	% Rec	Found	% Rec	Found	% Rec
Beryllium	9	100	100.2	**100.2**								
Manganese	55	100	105.9	**105.9**								

N Spike recovery failed
NC Percent recovery was not calculated
U Result is less than the IDL

Form 4 Equivalent

Instrument Upload Run Log - Page 1

Started Mon Sep 21 07:26:04 2009 by DAVIESB

Data File: UPL$CAN_DATA_ROOT:<REP>I80918A.CSV;1

#	WorkOrder	Dilution	Date	Time	Batch	Lot	Instrument
1	STD1	1	18-SEP-2009	09:31:43			I8
2	STD2	1	18-SEP-2009	09:35:33			I8
3	STD3	1	18-SEP-2009	09:40:45			I8
4	STD4	1	18-SEP-2009	09:46:51			I8
5	ICV	1	18-SEP-2009	09:50:42			I8
6	ICB	1	18-SEP-2009	09:56:07			I8
7	CRI	1	18-SEP-2009	10:00:00			I8
8	ICSA	1	18-SEP-2009	10:04:00			I8
9	ICSAB	1	18-SEP-2009	10:07:59			I8
10	CCV	1	18-SEP-2009	10:13:15			I8
11	CCB	1	18-SEP-2009	10:18:40			I8
12	LKTJMF	10	18-SEP-2009	10:22:35	9259011	A9I150182	I8
13	LKTJQF	10	18-SEP-2009	10:26:25	9259011	A9I150182	I8
14	LKTJRF	10	18-SEP-2009	10:30:15	9259011	A9I150182	I8
15	LKTN3	1	18-SEP-2009	10:34:06	9259011	A9I150215	I8
16	LKTN3S	1	18-SEP-2009	10:37:57	9259011	A9I150215	I8
17	LKTN3D	1	18-SEP-2009	10:43:23	9259011	A9I150215	I8
18	LKTPNF	1	18-SEP-2009	10:49:16	9259011	A9I150215	I8
19	LKTP2F	1	18-SEP-2009	10:53:07	9259011	A9I150215	I8
20	LKTP4	1	18-SEP-2009	10:56:59	9259011	A9I150215	I8
21	LJ8K3	5	18-SEP-2009	11:00:52	9246020	9I01238	I8
22	CCV	1	18-SEP-2009	11:04:43			I8
23	CCB	1	18-SEP-2009	11:10:15			I8
24	LKAR4	5	18-SEP-2009	11:14:06	9254018	9I01238	I8
25	LKJETB	1	18-SEP-2009	11:18:04	9253016	A9I100000	I8
26	LKJETC	1	18-SEP-2009	11:22:00	9253016	A9I100000	I8
27	LKHFT	1	18-SEP-2009	11:27:19	9253016	9I09172	I8
28	LKHFTX	1	18-SEP-2009	11:31:09	9253016	9I09172	I8
29	LKHFTS	1	18-SEP-2009	11:35:02	9253016	9I09172	I8
30	LKHFTF	1	18-SEP-2009	11:40:20	9253016	9I09172	I8
31	LKHGC	1	18-SEP-2009	11:44:11	9253016	9I09172	I8
32	LKHGCF	1	18-SEP-2009	11:48:02	9253016	9I09172	I8
33	LKHGCFL	1	18-SEP-2009	11:51:53			I8
34	CCV	1	18-SEP-2009	11:55:44			I8
35	CCB	1	18-SEP-2009	12:01:11			I8
36	LKHGM	1	18-SEP-2009	12:05:03	9253016	9I09172	I8
37	LKHGMF	1	18-SEP-2009	12:08:54	9253016	9I09172	I8
38	LKHGR	1	18-SEP-2009	12:12:46	9253016	9I09172	I8
39	LKHGRF	1	18-SEP-2009	12:16:38	9253016	9I09172	I8
40	LKHGV	1	18-SEP-2009	12:20:30	9253016	9I09172	I8
41	LKHGVF	1	18-SEP-2009	12:24:31	9253016	9I09172	I8
42	LKHGX	1	18-SEP-2009	12:28:29	9253016	9I09172	I8
43	LKHGXF	1	18-SEP-2009	12:32:19	9253016	9I09172	I8
44	LKHG1	1	18-SEP-2009	12:36:09	9253016	9I09172	I8

(continued)

#	WorkOrder	Dilution	Date	Time	Batch	Lot	Instrument
45	LKHG1F	1	18-SEP-2009	12:40:00	9253016	9I09172	I8
46	CCV	1	18-SEP-2009	12:43:51			I8
47	CCB	1	18-SEP-2009	12:48:57			I8
48	LKHG3	1	18-SEP-2009	12:52:48	9253016	9I09172	I8
49	LKHG3F	1	18-SEP-2009	12:56:39	9253016	9I09172	I8
50	LKHG6	1	18-SEP-2009	13:00:40	9253016	9I09172	I8
51	LKHG6F	1	18-SEP-2009	13:04:32	9253016	9I09172	I8
52	LKHG7	1	18-SEP-2009	13:08:24	9253016	9I09172	I8
53	LKHG7F	1	18-SEP-2009	13:12:22	9253016	9I09172	I8
54	LKXTPB	1	18-SEP-2009	13:16:17	9260018	A9I170000	I8
55	LKXTPC	1	18-SEP-2009	13:20:18	9260018	A9I170000	I8
56	LKV3C	10	18-SEP-2009	13:25:24	9260018	A9I160145	I8
57	LKV3CF	10	18-SEP-2009	13:29:16	9260018	A9I160145	I8
58	CCV	1	18-SEP-2009	13:33:07			I8
59	CCB	1	18-SEP-2009	13:38:21			I8
60	LKV3M	10	18-SEP-2009	13:42:11	9260018	A9I160145	I8
61	LKV3MF	10	18-SEP-2009	13:46:05	9260018	A9I160145	I8
62	LKV3P	10	18-SEP-2009	13:49:56	9260018	A9I160145	I8
63	LKV3PF	10	18-SEP-2009	13:53:48	9260018	A9I160145	I8
64	LKW3V	1	18-SEP-2009	13:57:40	9260018	A9I160275	I8
65	LKW7R	1	18-SEP-2009	14:01:32	9260018	A9I160286	I8
66	LKW7RS	1	18-SEP-2009	14:05:27	9260018	A9I160286	I8
67	LKW7RD	1	18-SEP-2009	14:11:29	9260018	A9I160286	I8
68	LKWH2	1	18-SEP-2009	14:17:35	9260018	A9I160227	I8
69	LKWH2L	1	18-SEP-2009	14:21:25			I8
70	CCV	1	18-SEP-2009	14:25:15			I8
71	CCB	1	18-SEP-2009	14:30:31			I8
72	LKWJD	1	18-SEP-2009	14:34:22	9260018	A9I160227	I8
73	LKWJE	1	18-SEP-2009	14:38:12	9260018	A9I160227	I8
74	LKWC4	1	18-SEP-2009	14:42:04	9260018	A9I160194	I8
75	LKWDF	1	18-SEP-2009	14:45:54	9260018	A9I160194	I8
76	LKWDH	10	18-SEP-2009	14:50:00	9260018	A9I160194	I8
77	LKWDM	1	18-SEP-2009	14:54:25	9260018	A9I160194	I8
78	LKQAVB	1	18-SEP-2009	14:58:25	9257019	A9I140000	I8
79	LKQAVC	1	18-SEP-2009	15:02:21	9257019	A9I140000	I8
80	LKLXT	1	18-SEP-2009	15:07:35	9257019	A9I110109	I8
81	LKMPG	1	18-SEP-2009	15:11:27	9257019	A9I110198	I8
82	CCV	1	18-SEP-2009	15:15:19			I8
83	CCB	1	18-SEP-2009	15:20:54			I8
84	LKP17	1	18-SEP-2009	15:24:44	9257019	A9I120188	I8
85	LKP17L	1	18-SEP-2009	15:28:34			I8
86	LKP23	1	18-SEP-2009	15:32:28	9257019	A9I120192	I8
87	LKP23S	1	18-SEP-2009	15:36:21	9257019	A9I120192	I8
88	LKP23D	1	18-SEP-2009	15:42:27	9257019	A9I120192	I8

(continued)

#	WorkOrder	Dilution	Date	Time	Batch	Lot	Instrument	
89	LKM52	1	18-SEP-2009	15:48:32	9257019	A9I110238	I8	
90	LKPKV	1	18-SEP-2009	15:52:22	9257019	A9I120153	I8	
91	LKPK0	1	18-SEP-2009	15:56:19	9257019	A9I120153	I8	
92	LKPK2	1	18-SEP-2009	16:00:19	9257019	A9I120153	I8	
93	LKPK4	1	18-SEP-2009	16:04:10	9257019	A9I120153	I8	
94	CCV	1	18-SEP-2009	16:08:09			I8	
95	CCB	1	18-SEP-2009	16:14:19			I8	
96	LKPK6	1	18-SEP-2009	16:18:13	9257019	A9I120153	I8	
97	LKPK7	1	18-SEP-2009	16:22:07	9257019	A9I120153	I8	
98	LKPK9	10	18-SEP-2009	16:25:59	9257019	A9I120153	I8	
99	LKPLC	10	18-SEP-2009	16:29:51	9257019	A9I120153	I8	
100	LKPLD	10	18-SEP-2009	16:33:44	9257019	A9I120153	I8	
101	LKPLE	10	18-SEP-2009	16:37:36	9257019	A9I120153	I8	
102	LKXTDB	1	18-SEP-2009	16:41:30	9260013	A9I170000	I8	
103	LKXTDC	1	18-SEP-2009	16:45:24	9260013	A9I170000	I8	
104	LKW84	1	18-SEP-2009	16:50:49	9260013	A9I160290	I8	
105	LKW84L	1	18-SEP-2009	16:54:41			I8	
106	CCV	1	18-SEP-2009	16:58:33			I8	
107	CCB	1	18-SEP-2009	17:04:32			I8	
108	LKW84S	1	18-SEP-2009	17:08:24	9260013	A9I160290	I8	
109	LKW84D	1	18-SEP-2009	17:14:15	9260013	A9I160290	I8	
110	LKW85	1	18-SEP-2009	17:20:07	9260013	A9I160290	I8	
111	LKW88	1	18-SEP-2009	17:23:59	9260013	A9I160290	I8	
112	LKW9A	1	18-SEP-2009	17:27:50	9260013	A9I160290	I8	
113	LKW9C	1	18-SEP-2009	17:31:41	9260013	A9I160290	I8	
114	LKW9D	1	18-SEP-2009	17:35:32	9260013	A9I160290	I8	
115	LKJE6B	1	18-SEP-2009	17:39:28	9253021	A9I100000	I8	
116	LKJE6C	1	18-SEP-2009	17:43:19	9253021	A9I100000	I8	
117	LKHFA	1	18-SEP-2009	17:48:20	9253021	A9I090170	I8	
118	CCV	1	18-SEP-2009	17:52:12			I8	
119	CCB	1	18-SEP-2009	17:57:50			I8	
120	LKHFAS	1	18-SEP-2009	18:01:43	9253021	A9I090170	I8	
121	LKHFAD	1	18-SEP-2009	18:07:12	9253021	A9I090170	I8	
122	LKHF8	1	18-SEP-2009	18:13:02	9253021	A9I090170	I8	
123	LKHGE	1	18-SEP-2009	18:16:52	9253021	A9I090170	I8	
124	LKHGG	1	18-SEP-2009	18:20:45	9253021	A9I090170	I8	
125	LKHGH	1	18-SEP-2009	18:24:47	9253021	A9I090170	I8	
126	LKHGK	1	18-SEP-2009	18:28:47	9253021	A9I090170	I8	
127	LKHGKL	1	18-SEP-2009	18:32:46			I8	
128	LKHGR	5	18-SEP-2009	18:36:44	9253016	9I09172	I8	Mn only
129	LKHGRF	5	18-SEP-2009	18:40:36	9253016	9I09172	I8	Mn only
130	CCV	1	18-SEP-2009	18:44:28			I8	
131	CCB	1	18-SEP-2009	18:50:09			I8	

End of Report

TestAmerica North Canton

Metals Data Reporting Form

Initial Calibration Verification Standard

Instrument: ICPMS **Units:** ug/L

Chart Number: I80918A.csv **Acceptable Range:** 90% - 110%

Standard Source: _____ **Standard ID:** _____

Element	WL/ Mass	True Conc	ICV 9/18/2009 9:50 AM Found	% Rec	Found	% Rec	Found	% Rec	Found	% Rec	Found	% Rec
Antimony	121	80.0	83.10	**103.9**								
Arsenic	75	80.0	82.21	**102.8**								
Barium	137	80.0	82.78	**103.5**								
Beryllium	9	80.0	82.06	**102.6**								
Cadmium	111	80.0	84.81	**106.0**								
Chromium	52	80.0	83.99	**105.0**								
Cobalt	59	80.0	83.49	**104.4**								
Copper	65	80.0	85.00	**106.3**								
Iron	56	20000.0	20310.00	**101.6**								
Lead	208	80.0	81.05	**101.3**								
Manganese	55	400.0	406.83	**101.7**								
Molybdenum	95	80.0	84.36	**105.5**								
Nickel	60	80.0	84.35	**105.4**								
Selenium	78	80.0	86.39	**108.0**								
Silver	107	80.0	86.28	**107.9**								
Thallium	205	80.0	80.79	**101.0**								
Vanadium	51	80.0	82.48	**103.1**								
Zinc	66	80.0	84.45	**105.6**								

TestAmerica North Canton

Metals Data Reporting Form

Continuing Calibration Verification

Instrument: ICPMS **Units:** ug/L

Chart Number: I80918A.csv **Acceptable Range:** 90% - 110%

Standard Source: _____ **Standard ID:** _____

Element	WL/ Mass	True Conc	CCV 9/18/2009 10:13 AM Found	% Rec	CCV 1 9/18/2009 11:04 AM Found	% Rec	CCV 2 9/18/2009 11:55 AM Found	% Rec	CCV 3 9/18/2009 12:43 PM Found	% Rec	CCV 4 9/18/2009 1:33 PM Found	% Rec
Antimony	121	100.0	98.96	**99.0**	99.69	**99.7**	99.10	**99.1**	99.71	**99.7**	99.31	**99.3**
Arsenic	75	100.0	99.05	**99.0**	99.44	**99.4**	99.26	**99.3**	99.44	**99.4**	98.69	**98.7**
Barium	137	100.0	99.56	**99.6**	99.96	**100.0**	99.87	**99.9**	99.54	**99.5**	101.13	**101.1**
Beryllium	9	100.0	97.53	**97.5**	96.83	**96.8**	95.62	**95.6**	94.32	**94.3**	96.17	**96.2**
Cadmium	111	100.0	101.28	**101.3**	99.99	**100.0**	100.49	**100.5**	102.57	**102.6**	102.40	**102.4**
Chromium	52	100.0	99.86	**99.9**	99.03	**99.0**	99.05	**99.0**	99.18	**99.2**	99.62	**99.6**
Cobalt	59	100.0	99.31	**99.3**	98.95	**99.0**	99.15	**99.2**	100.21	**100.2**	100.04	**100.0**
Copper	65	100.0	100.71	**100.7**	100.86	**100.9**	100.59	**100.6**	102.07	**102.1**	101.73	**101.7**
Iron	56	25000.0	24620.00	**98.5**	24626.67	**98.5**	24490.00	**98.0**	24710.00	**98.8**	24676.67	**98.7**
Lead	208	100.0	96.99	**97.0**	97.50	**97.5**	98.49	**98.5**	97.91	**97.9**	98.16	**98.2**
Manganese	55	500.0	495.73	**99.1**	489.70	**97.9**	495.07	**99.0**	497.40	**99.5**	494.70	**98.9**
Molybdenum	95	100.0	107.70	**107.7**	102.03	**102.0**	101.34	**101.3**	102.93	**102.9**	102.73	**102.7**
Nickel	60	100.0	100.71	**100.7**	101.07	**101.1**	100.72	**100.7**	100.77	**100.8**	100.99	**101.0**
Selenium	78	100.0	100.19	**100.2**	98.05	**98.1**	99.11	**99.1**	98.34	**98.3**	100.43	**100.4**
Silver	107	100.0	100.62	**100.6**	101.46	**101.5**	101.51	**101.5**	103.07	**103.1**	102.18	**102.2**
Thallium	205	100.0	97.30	**97.3**	96.27	**96.3**	96.46	**96.5**	96.70	**96.7**	96.95	**96.9**
Vanadium	51	100.0	98.56	**98.6**	98.84	**98.8**	98.60	**98.6**	98.16	**98.2**	99.05	**99.0**
Zinc	66	100.0	101.97	**102.0**	100.69	**100.7**	100.75	**100.8**	100.47	**100.5**	99.62	**99.6**

TestAmerica North Canton

Metals Data Reporting Form

Continuing Calibration Verification

Instrument: ICPMS **Units:** ug/L

Chart Number: I80918A.csv **Acceptable Range:** 90% - 110%

Standard Source: _____ **Standard ID:** _____

Element	WL/ Mass	True Conc	CCV 5 9/18/2009 2:25 PM Found	% Rec	CCV 6 9/18/2009 3:15 PM Found	% Rec	CCV 7 9/18/2009 4:08 PM Found	% Rec	CCV 8 9/18/2009 4:58 PM Found	% Rec	CCV 9 9/18/2009 5:52 PM Found	% Rec
Antimony	121	100.0	100.33	**100.3**	100.05	**100.1**	98.54	**98.5**	99.30	**99.3**	98.92	**98.9**
Arsenic	75	100.0	99.27	**99.3**	98.40	**98.4**	98.01	**98.0**	97.28	**97.3**	96.02	**96.0**
Barium	137	100.0	99.53	**99.5**	99.29	**99.3**	102.30	**102.3**	102.53	**102.5**	100.43	**100.4**
Beryllium	9	100.0	92.53	**92.5**	90.62	**90.6**	105.00	**105.0**	104.70	**104.7**	102.33	**102.3**
Cadmium	111	100.0	103.57	**103.6**	102.57	**102.6**	96.13	**96.1**	98.04	**98.0**	99.58	**99.6**
Chromium	52	100.0	100.70	**100.7**	100.72	**100.7**	94.92	**94.9**	95.89	**95.9**	96.27	**96.3**
Cobalt	59	100.0	101.11	**101.1**	100.01	**100.0**	95.21	**95.2**	96.29	**96.3**	96.70	**96.7**
Copper	65	100.0	103.13	**103.1**	101.78	**101.8**	94.98	**95.0**	96.01	**96.0**	95.15	**95.2**
Iron	56	25000.0	24706.67	**98.8**	24780.00	**99.1**	24216.67	**96.9**	24600.00	**98.4**	24646.67	**98.6**
Lead	208	100.0	98.15	**98.1**	97.77	**97.8**	96.82	**96.8**	98.62	**98.6**	99.51	**99.5**
Manganese	55	500.0	511.13	**102.2**	505.27	**101.1**	478.97	**95.8**	483.73	**96.7**	487.87	**97.6**
Molybdenum	95	100.0	103.47	**103.5**	101.97	**102.0**	97.48	**97.5**	97.83	**97.8**	98.11	**98.1**
Nickel	60	100.0	102.67	**102.7**	100.59	**100.6**	96.27	**96.3**	96.44	**96.4**	96.06	**96.1**
Selenium	78	100.0	96.70	**96.7**	97.56	**97.6**	102.24	**102.2**	103.11	**103.1**	100.70	**100.7**
Silver	107	100.0	105.00	**105.0**	103.37	**103.4**	95.69	**95.7**	96.30	**96.3**	97.56	**97.6**
Thallium	205	100.0	96.90	**96.9**	96.62	**96.6**	94.13	**94.1**	96.30	**96.3**	96.88	**96.9**
Vanadium	51	100.0	100.20	**100.2**	100.14	**100.1**	95.83	**95.8**	96.54	**96.5**	95.69	**95.7**
Zinc	66	100.0	101.05	**101.0**	100.23	**100.2**	96.91	**96.9**	97.34	**97.3**	97.71	**97.7**

TestAmerica North Canton

Metals Data Reporting Form

Continuing Calibration Verification

Instrument: ICPMS **Units:** ug/L

Chart Number: I80918A.csv **Acceptable Range:** 90% - 110%

Standard Source: _____ **Standard ID:** _____

Element	WL/ Mass	True Conc	CCV 9/18/2009 6:44 PM Found	% Rec	Found	% Rec	Found	% Rec	Found	% Rec	Found	% Rec
Antimony	121	100.0	100.20	**100.2**								
Arsenic	75	100.0	96.73	**96.7**								
Barium	137	100.0	102.93	**102.9**								
Beryllium	9	100.0	102.10	**102.1**								
Cadmium	111	100.0	99.68	**99.7**								
Chromium	52	100.0	96.43	**96.4**								
Cobalt	59	100.0	96.46	**96.5**								
Copper	65	100.0	96.54	**96.5**								
Iron	56	25000.0	24743.33	**99.0**								
Lead	208	100.0	100.27	**100.3**								
Manganese	55	500.0	485.30	**97.1**								
Molybdenum	95	100.0	98.60	**98.6**								
Nickel	60	100.0	97.07	**97.1**								
Selenium	78	100.0	102.94	**102.9**								
Silver	107	100.0	98.15	**98.2**								
Thallium	205	100.0	96.25	**96.2**								
Vanadium	51	100.0	97.10	**97.1**								
Zinc	66	100.0	96.90	**96.9**								

TestAmerica North Canton

Metals Data Reporting Form

Contract Required Detection Limit Standard

Instrument: ICPMS **Units:** ug/L

Chart Number: I80918A.csv **Acceptable Range:** 50% - 150%

Standard Source: _____ **Standard ID:** _____

Element	WL/ Mass	True Conc	CRI 9/18/2009 10:00 AM Found	% Rec	Found	% Rec	Found	% Rec	Found	% Rec	Found	% Rec
Antimony	121	2.0	2.07	**103.4**								
Arsenic	75	2.0	2.06	**103.1**								
Barium	137	1.0	1.00	**99.9**								
Beryllium	9	1.0	0.91	**91.4**								
Cadmium	111	0.5	0.51	**101.7**								
Chromium	52	2.0	2.06	**103.1**								
Cobalt	59	1.0	1.03	**103.1**								
Copper	65	2.0	2.19	**109.4**								
Iron	56	50.0	49.03	**98.1**								
Lead	208	1.0	0.97	**96.9**								
Manganese	55	1.0	1.07	**106.7**								
Molybdenu	95	10.0	10.33	**103.3**								
Nickel	60	2.0	2.18	**109.1**								
Selenium	78	2.0	1.91	**95.7**								
Silver	107	0.5	0.55	**110.4**								
Thallium	205	1.0	1.05	**104.7**								
Vanadium	51	5.0	5.24	**104.8**								
Zinc	66	10.0	10.12	**101.2**								

TestAmerica North Canton

Metals Data Reporting Form

Initial Calibration Blank Results

Instrument: ICPMS **Units:** ug/L

Chart Number: I80918A.csv

Standard Source: _____ **Standard ID:** _____

Element	WL/ Mass	Report Limit	ICB 9/18/2009 9:56 AM Found	Q	Found	Q	Found	Q	Found	Q	Found	Q
Antimony	121	2	0.15	B								
Arsenic	75	5	0.12	U								
Barium	137	1	0.033	U								
Beryllium	9	1	0.025	U								
Cadmium	111	1	0.014	U								
Chromium	52	2	0.042	U								
Cobalt	59	1	0.015	U								
Copper	65	2	0.079	U								
Iron	56	50	4.7	U								
Lead	208	1	0.028	U								
Manganese	55	1	0.034	U								
Molybdenum	95	2	0.41	B								
Nickel	60	2	0.048	U								
Selenium	78	5	0.14	U								
Silver	107	1	0.02	U								
Thallium	205	1	0.2	B								
Vanadium	51	20	0.29	U								
Zinc	66	20	0.6	U								

U Result is less than the IDL

B Result is between IDL and RL

Form 3 Equivalent

TestAmerica North Canton

Metals Data Reporting Form

Continuing Calibration Blank Results

Instrument: ICPMS **Units:** ug/L

Chart Number: I80918A.csv

Standard Source: _____ **Standard ID:** _____

Element	WL/ Mass	Report Limit	CCB 9/18/2009 10:18 AM		CCB 1 9/18/2009 11:10 AM		CCB 2 9/18/2009 12:01 PM		CCB 3 9/18/2009 12:48 PM		CCB 4 9/18/2009 1:38 PM	
			Found	Q	Found	Q	Found	Q	Found	Q	Found	Q
Antimony	121	2	**0.096**	**B**	**0.075**	**B**	**0.084**	**B**	**0.09**	**B**	**0.089**	**B**
Arsenic	75	5	0.12	U	0.12	U	0.12	U	0.12	U	0.12	U
Barium	137	1	0.033	U	0.033	U	0.033	U	0.033	U	**0.036**	**B**
Beryllium	9	1	0.025	U	0.025	U	0.025	U	0.025	U	0.025	U
Cadmium	111	1	0.014	U	0.014	U	**0.025**	**B**	**0.037**	**B**	**0.047**	**B**
Chromium	52	2	0.042	U	**-0.046**	**B**	0.042	U	0.042	U	0.042	U
Cobalt	59	1	0.015	U	0.015	U	0.015	U	**0.016**	**B**	**0.031**	**B**
Copper	65	2	0.079	U	0.079	U	0.079	U	0.079	U	0.079	U
Iron	56	50	**4.7**	**B**	**6.3**	**B**	**8.8**	**B**	**9.7**	**B**	**11.8**	**B**
Lead	208	1	0.028	U	0.028	U	**0.038**	**B**	**0.04**	**B**	**0.05**	**B**
Manganese	55	1	**0.055**	**B**	**0.08**	**B**	**0.13**	**B**	**0.18**	**B**	**0.22**	**B**
Molybdenum	95	2	**1.7**	**B**	**0.53**	**B**	**0.38**	**B**	**0.37**	**B**	**0.37**	**B**
Nickel	60	2	0.048	U	0.048	U	0.048	U	0.048	U	0.048	U
Selenium	78	5	0.14	U	0.14	U	0.14	U	0.14	U	0.14	U
Silver	107	1	0.02	U	0.02	U	0.02	U	**0.022**	**B**	**0.025**	**B**
Thallium	205	1	**0.23**	**B**	**0.19**	**B**	**0.22**	**B**	**0.22**	**B**	**0.21**	**B**
Vanadium	51	20	0.29	U	0.29	U	0.29	U	0.29	U	0.29	U
Zinc	66	20	0.6	U	0.6	U	0.6	U	0.6	U	0.6	U

U Result is less than the IDL

B Result is between IDL and RL

Form 3 Equivalent

TestAmerica North Canton

Metals Data Reporting Form

Continuing Calibration Blank Results

Instrument: ICPMS **Units:** ug/L

Chart Number: I80918A.csv

Standard Source: _____ **Standard ID:** _____

Element	WL/ Mass	Report Limit	CCB 5 9/18/2009 2:30 PM		CCB 6 9/18/2009 3:20 PM		CCB 7 9/18/2009 4:14 PM		CCB 8 9/18/2009 5:04 PM		CCB 9 9/18/2009 5:57 PM	
			Found	Q	Found	Q	Found	Q	Found	Q	Found	Q
Antimony	121	2	**0.11**	**B**	**0.091**	**B**	**0.096**	**B**	**0.11**	**B**	**0.19**	**B**
Arsenic	75	5	0.12	U	0.12	U	**0.15**	**B**	**0.16**	**B**	**0.18**	**B**
Barium	137	1	**0.047**	**B**	**0.045**	**B**	**0.077**	**B**	**0.091**	**B**	**0.1**	**B**
Beryllium	9	1	**0.026**	**B**	0.025	U	**0.038**	**B**	**0.085**	**B**	**0.064**	**B**
Cadmium	111	1	**0.041**	**B**	**0.04**	**B**	**0.061**	**B**	**0.057**	**B**	**0.067**	**B**
Chromium	52	2	0.042	U	0.042	U	0.042	U	**0.05**	**B**	**0.08**	**B**
Cobalt	59	1	**0.041**	**B**	**0.045**	**B**	**0.042**	**B**	**0.068**	**B**	**0.074**	**B**
Copper	65	2	0.079	U	0.079	U	0.079	U	0.079	U	0.079	U
Iron	56	50	**14.1**	**B**	**15.3**	**B**	**16.4**	**B**	**17.9**	**B**	**21.6**	**B**
Lead	208	1	**0.055**	**B**	**0.061**	**B**	**0.062**	**B**	**0.066**	**B**	**0.079**	**B**
Manganese	55	1	**0.27**	**B**	**0.28**	**B**	**0.32**	**B**	**0.42**	**B**	**0.47**	**B**
Molybdenum	95	2	**0.31**	**B**	**0.34**	**B**	**0.29**	**B**	**0.29**	**B**	**0.44**	**B**
Nickel	60	2	0.048	U	**0.051**	**B**	**0.057**	**B**	**0.076**	**B**	**0.084**	**B**
Selenium	78	5	0.14	U	0.14	U	0.14	U	0.14	U	0.14	U
Silver	107	1	**0.041**	**B**	**0.049**	**B**	**0.06**	**B**	**0.061**	**B**	**0.065**	**B**
Thallium	205	1	**0.26**	**B**	**0.28**	**B**	**0.31**	**B**	**0.28**	**B**	**0.3**	**B**
Vanadium	51	20	0.29	U	0.29	U	0.29	U	0.29	U	0.29	U
Zinc	66	20	0.6	U	0.6	U	0.6	U	0.6	U	0.6	U

U Result is less than the IDL

B Result is between IDL and RL

TestAmerica North Canton

Metals Data Reporting Form

Continuing Calibration Blank Results

Instrument: ICPMS **Units:** ug/L

Chart Number: I80918A.csv

Standard Source: _____ **Standard ID:** _____

Element	WL/ Mass	Report Limit	CCB 9/18/2009 6:50 PM Found	Q	Found	Q	Found	Q	Found	Q	Found	Q
Antimony	121	2	**0.13**	**B**								
Arsenic	75	5	**0.23**	**B**								
Barium	137	1	**0.073**	**B**								
Beryllium	9	1	**0.049**	**B**								
Cadmium	111	1	**0.064**	**B**								
Chromium	52	2	0.042	U								
Cobalt	59	1	**0.072**	**B**								
Copper	65	2	**0.088**	**B**								
Iron	56	50	**26.9**	**B**								
Lead	208	1	**0.1**	**B**								
Manganese	55	1	**0.55**	**B**								
Molybdenum	95	2	**0.33**	**B**								
Nickel	60	2	**0.12**	**B**								
Selenium	78	5	0.14	U								
Silver	107	1	**0.078**	**B**								
Thallium	205	1	**0.28**	**B**								
Vanadium	51	20	0.29	U								
Zinc	66	20	0.6	U								

U Result is less than the IDL

B Result is between IDL and RL

Form 3 Equivalent

TestAmerica North Canton

Metals Data Reporting Form

Interference Check Standard A

Instrument: ICPMS **Units:** ug/L

Chart Number: I80918A.csv **Acceptable Range:** 0% - 0%

Standard Source: _____ **Standard ID:** _____

Element	WL/ Mass	Reporting Limit	True Conc	ICSA 9/18/2009 10:04 AM Found	Found	Found	Found	Found
Antimony	121	2		0.110				
Arsenic	75	5		0.094				
Barium	137	1		0.720				
Beryllium	9	1		-0.004				
Cadmium	111	1		-0.700				
Chromium	52	2		0.500				
Cobalt	59	1		0.026				
Copper	65	2		0.190				
Iron	56		50000	51300				
Lead	208	1		0.055				
Manganese	55	1		1				
Molybdenum	95	2		1010				
Nickel	60	2		0.400				
Selenium	78	5		0.039				
Silver	107	1		0.028				
Thallium	205	1		0.066				
Vanadium	51	20		-0.150				
Zinc	66	20		1				

TestAmerica North Canton

Metals Data Reporting Form

Interference Check Standard AB

Instrument: ICPMS **Units:** ug/L

Chart Number: I80918A.csv **Acceptable Range:** 50% - 150%

Standard Source: _____ **Standard ID:** _____

Element	WL/ Mass	True Conc	ICSAB 9/18/2009 10:07 AM Found	% Rec	Found	% Rec	Found	% Rec	Found	% Rec	Found	% Rec
Antimony	121	100	101.2	**101.2**								
Arsenic	75	100	97.4	**97.4**								
Barium	137	100	102.8	**102.8**								
Beryllium	9	100	99.7	**99.7**								
Cadmium	111	100	102.0	**102.0**								
Chromium	52	100	102.5	**102.5**								
Cobalt	59	100	101.1	**101.1**								
Copper	65	100	99.9	**99.9**								
Iron	56	50000	51176.7	**102.4**								
Lead	208	100	99.6	**99.6**								
Manganese	55	100	106.2	**106.2**								
Molybdenum	95	1000	1115.0	**111.5**								
Nickel	60	100	102.6	**102.6**								
Selenium	78	100	99.9	**99.9**								
Silver	107	100	100.6	**100.6**								
Thallium	205	100	100.2	**100.2**								
Vanadium	51	100	102.7	**102.7**								
Zinc	66	100	102.5	**102.5**								

TestAmerica Pittsburgh

Metals Data Reporting Form

Initial Calibration Verification Standar

Instrument: ICPST **Units:** ug/L

Chart Number: T90917A.ARC **Acceptable Range:** 90% - 110%

Standard Source: Inorganic Ventures **Standard ID:** MET3936-09

Element	WL/ Mass	True Conc	ICV1-1 9/17/2009 9:15 AM Found	% Rec	Found	% Rec	Found	% Rec	Found	% Rec	Found	% Rec
Calcium	317.933	25000.0	25675.62	**102.7**								
Magnesium	279.078	25000.0	25087.61	**100.4**								
Potassium	766.491	50000.0	50385.23	**100.8**								
Sodium	330.232	50000.0	50590.96	**101.2**								

TestAmerica Pittsburgh

Metals Data Reporting Form

Initial Calibration Verification Standar

Instrument: ICPST **Units:** ug/L

Chart Number: T90917A.ARC **Acceptable Range:** 90% - 110%

Standard Source: Inorganic Ventures **Standard ID:** MET4711-09

Element	WL/ Mass	True Conc	ICV1-1 9/17/2009 9:15 AM Found	% Rec	Found	% Rec	Found	% Rec	Found	% Rec	Found	% Rec
Silica	288.158	2140.0	2097.86	**98.0**								

TestAmerica Pittsburgh

Metals Data Reporting Form

Continuing Calibration Verification

Instrument: ICPST **Units:** ug/L

Chart Number: T90917A.ARC **Acceptable Range:** 90% - 110%

Standard Source: Inorganic Ventures **Standard ID:** MET4652-09

Element	WL/ Mass	True Conc	CCV1-1 9/17/2009 9:43 AM Found	% Rec	CCV1-2 9/17/2009 10:49 AM Found	% Rec	CCV1-3 9/17/2009 11:55 AM Found	% Rec	CCV1-4 9/17/2009 12:50 PM Found	% Rec	CCV1-5 9/17/2009 1:57 PM Found	% Rec
Calcium	317.933	50000.0	50416.97	**100.8**	49169.83	**98.3**	50232.63	**100.5**	49921.64	**99.8**	49421.14	**98.8**
Magnesium	279.078	50000.0	50113.07	**100.2**	49682.81	**99.4**	50580.53	**101.2**	50659.52	**101.3**	50619.48	**101.2**
Potassium	766.491	125000.0	125416.77	**100.3**	129021.30	**103.2**	124167.21	**99.3**	124699.90	**99.8**	130247.00	**104.2**
Sodium	330.232	125000.0	126370.54	**101.1**	133390.06	**106.7**	127201.04	**101.8**	127907.73	**102.3**	136636.38	**109.3**

TestAmerica Pittsburgh

Metals Data Reporting Form

Continuing Calibration Verification

Instrument: ICPST **Units:** ug/L

Chart Number: T90917A.ARC **Acceptable Range:** 90% - 110%

Standard Source: Inorganic Ventures **Standard ID:** MET4652-09

Element	WL/ Mass	True Conc	CCV1-6 9/17/2009 3:03 PM X Found	% Rec	CCV1-7 9/17/2009 4:13 PM Found	% Rec	CCV1-8 9/17/2009 5:19 PM Found	% Rec	CCV1-9 9/17/2009 6:25 PM Found	% Rec	CCV1-10 9/17/2009 7:31 PM Found	% Rec
Calcium	317.933	50000.0	50011.89	**100.0**	49960.14	**99.9**	50207.03	**100.4**	49332.65	**98.7**	50021.80	**100.0**
Magnesium	279.078	50000.0	51405.41	**102.8**	51193.73	**102.4**	51385.43	**102.8**	50292.86	**100.6**	50519.98	**101.0**
Potassium	766.491	125000.0	131510.04	**105.2**	127336.02	**101.9**	128693.19	**103.0**	127678.42	**102.1**	128010.91	**102.4**
Sodium	330.232	125000.0	138723.00	**111.0**	129867.17	**103.9**	130557.90	**104.4**	128752.96	**103.0**	129175.01	**103.3**

doesn't affect

TestAmerica Pittsburgh

Metals Data Reporting Form

Continuing Calibration Verification

Instrument: ICPST **Units:** ug/L

Chart Number: T90917A.ARC **Acceptable Range:** 90% - 110%

Standard Source: Inorganic Ventures **Standard ID:** MET4652-09

Element	WL/ Mass	True Conc	CCV1-1 9/17/2009 9:43 AM Found	% Rec	CCV1-2 9/17/2009 10:49 AM Found	% Rec	CCV1-3 9/17/2009 11:55 AM Found	% Rec	CCV1-4 9/17/2009 12:50 PM Found	% Rec	CCV1-5 9/17/2009 1:57 PM Found	% Rec
Silica	288.158	4280.0	4224.57	**98.7**	4285.39	**100.1**	4185.48	**97.8**	4189.54	**97.9**	4296.59	**100.4**

TestAmerica Pittsburgh

Metals Data Reporting Form

Continuing Calibration Verification

Instrument: ICPST **Units:** ug/L

Chart Number: T90917A.ARC **Acceptable Range:** 90% - 110%

Standard Source: Inorganic Ventures **Standard ID:** MET4652-09

Element	WL/ Mass	True Conc	CCV1-6 9/17/2009 3:03 PM Found	% Rec	CCV1-7 9/17/2009 4:13 PM Found	% Rec	CCV1-8 9/17/2009 5:19 PM Found	% Rec	CCV1-9 9/17/2009 6:25 PM Found	% Rec	Found	% Rec
Silica	288.158	4280.0	4428.54	**103.5**	4203.30	**98.2**	4233.54	**98.9**	4182.03	**97.7**		

TestAmerica Pittsburgh

Metals Data Reporting Form

Contract Required Detection Limit Standard

Instrument: ICPST **Units:** ug/L

Chart Number: T90917A.ARC **Acceptable Range:** 50% - 150%

Standard Source: Inorganic Ventures **Standard ID:** MET4106-09

Element	WL/ Mass	True Conc	CRA/RLV 9/17/2009 9:27 AM Found	% Rec	Found	% Rec	Found	% Rec	Found	% Rec	Found	% Rec
Calcium	317.933	5000.0	5074.72	**101.5**								
Magnesium	279.078	5000.0	5012.54	**100.3**								
Potassium	766.491	5000.0	4726.14	**94.5**								
Sodium	330.232	5000.0	5250.04	**105.0**								

TestAmerica Pittsburgh

Metals Data Reporting Form

Contract Required Detection Limit Standard

Instrument: ICPST **Units:** ug/L

Chart Number: T90917A.ARC **Acceptable Range:** 50% - 150%

Standard Source: Inorganic Ventures **Standard ID:** MET4106-09

Element	WL/ Mass	True Conc	CRA/RLV 9/17/2009 9:27 AM Found	% Rec	Found	% Rec	Found	% Rec	Found	% Rec	Found	% Rec
Silica	288.158	1070.0	1042.05	97.4								

TestAmerica Pittsburgh

Metals Data Reporting Form

Initial Calibration Blank Results

Instrument: ICPST **Units:** ug/L

Chart Number: T90917A.ARC

Standard Source: _____ **Standard ID:** _____

Element	WL/ Mass	Report Limit	ICB1 9/17/2009 9:22 AM Found	Q	Found	Q	Found	Q	Found	Q	Found	Q
Calcium	317.933	5000	9.7	U								
Magnesium	279.078	5000	20.7	U								
Potassium	766.491	5000	213.0	U								
Sodium	330.232	5000	**-510.0**	**B**								

U Result is less than the IDL

B Result is between IDL and RL

Form 3 Equivalent

TestAmerica Pittsburgh

Metals Data Reporting Form

Initial Calibration Blank Results

Instrument: ICPST **Units:** ug/L

Chart Number: T90917A.ARC

Standard Source: _____ **Standard ID:** _____

Element	WL/ Mass	Report Limit	ICB1 9/17/2009 9:22 AM Found	Q	Found	Q	Found	Q	Found	Q	Found	Q
Silica	288.158	1070	13.4	U								

5.22.0

U Result is less than the MDL

B Result is between MDL and RL

Form 3 Equivalent

TestAmerica Pittsburgh

Metals Data Reporting Form

Continuing Calibration Blank Result

Instrument: ICPST **Units:** ug/L

Chart Number: T90917A.ARC

Standard Source: _____ **Standard ID:** _____

Element	WL/ Mass	Report Limit	CCB1 9/17/2009 9:49 AM		CCB2 9/17/2009 10:55 AM		CCB3 9/17/2009 12:00 PM		CCB4 9/17/2009 12:55 PM		CCB5 9/17/2009 2:02 PM	
			Found	Q	Found	Q	Found	Q	Found	Q	Found	Q
Calcium	317.933	5000	9.7	U	9.7	U	9.7	U	9.7	U	9.7	U
Magnesium	279.078	5000	20.7	U	20.7	U	20.7	U	20.7	U	20.7	U
Potassium	766.491	5000	213.0	U	213.0	U	213.0	U	213.0	U	213.0	U
Sodium	330.232	5000	**-510.0**	**B**	**-560.0**	**B**	**-450.0**	**B**	**-510.0**	**B**	**-470.0**	**B**

U Result is less than the IDL

B Result is between IDL and RL

Form 3 Equivalent

TestAmerica Pittsburgh

Metals Data Reporting Form

Continuing Calibration Blank Result

Instrument: ICPST **Units:** ug/L

Chart Number: T90917A.ARC

Standard Source: _____ **Standard ID:** _____

Element	WL/ Mass	Report Limit	CCB6 9/17/2009 3:08 PM Found	Q	CCB7 9/17/2009 4:18 PM Found	Q	CCB8 9/17/2009 5:25 PM Found	Q	CCB9 9/17/2009 6:31 PM Found	Q	CCB10 9/17/2009 7:37 PM Found	Q
Calcium	317.933	5000	9.7	U	9.7	U	9.7	U	9.7	U	9.7	U
Magnesium	279.078	5000	20.7	U	20.7	U	20.7	U	20.7	U	20.7	U
Potassium	766.491	5000	213.0	U	213.0	U	213.0	U	213.0	U	213.0	U
Sodium	330.232	5000	**-340.0**	**B**	**-530.0**	**B**	**-460.0**	**B**	**-420.0**	**B**	**-280.0**	**B**

5.22.0

U Result is less than the IDL

B Result is between IDL and RL

Form 3 Equivalent

North Canton

TestAmerica Pittsburgh

Metals Data Reporting Form

Continuing Calibration Blank Result

Instrument: ICPST **Units:** ug/L

Chart Number: T90917A.ARC

Standard Source: _____ **Standard ID:** _____

Element	WL/ Mass	Report Limit	CCB1 9/17/2009 9:49 AM		CCB2 9/17/2009 10:55 AM		CCB3 9/17/2009 12:00 PM		CCB4 9/17/2009 12:55 PM X		CCB5 9/17/2009 2:02 PM	
			Found	Q	Found	Q	Found	Q	Found	Q	Found	Q
Silica	288.158	1070	13.4	U	13.4	U	13.4	U	**16.5**	**B**	13.4	U

5.22.0

U Result is less than the MDL

B Result is between MDL and RL

Form 3 Equivalent

North Canton

TestAmerica Pittsburgh

Metals Data Reporting Form

Continuing Calibration Blank Result

Instrument: ICPST **Units:** ug/L

Chart Number: T90917A.ARC

Standard Source: _____ **Standard ID:** _____

Element	WL/ Mass	Report Limit	CCB6 9/17/2009 3:08 PM X		CCB7 9/17/2009 4:18 PM		CCB8 9/17/2009 5:25 PM		CCB9 9/17/2009 6:31 PM			
			Found	Q	Found	Q	Found	Q	Found	Q	Found	Q
Silica	288.158	1070	**36.2**	**B**	13.4	U	13.4	U	13.4	U		

5.22.0

U Result is less than the MDL

B Result is between MDL and RL

Form 3 Equivalent

North Canton

TestAmerica Pittsburgh

Metals Data Reporting Form

Interference Check Standard A

Instrument: ICPST **Units:** ug/L

Chart Number: T90917A.ARC **Acceptable Range:** 80% - 120%

Standard Source: Inorganic Ventures **Standard ID:** MET4105-09

Element	WL/ Mass	Reporting Limit	True Conc	ICSA 9/17/2009 9:33 AM Found	Found	Found	Found	Found
Calcium	317.933		500000	481000				
Magnesium	279.078		500000	515000				
Potassium	766.491	5000		182				
Sodium	330.232	5000		-430				

U Result is less than the IDL

B Result is between IDL and RL

Form 4 Equivalent

TestAmerica Pittsburgh

Metals Data Reporting Form

Interference Check Standard A

Instrument: ICPST **Units:** ug/L

Chart Number: T90917A.ARC **Acceptable Range:** 0% - 0%

Standard Source: Inorganic Ventures **Standard ID:** MET4105-09

Element	WL/ Mass	Reporting Limit	True Conc	ICSA 9/17/2009 9:33 AM				
				Found	Found	Found	Found	Found
Silica	288.158	1070		2				

5.22.0

U Result is less than the MDL

B Result is between MDL and RL

Form 4 Equivalent

North Canton

TestAmerica Pittsburgh

Metals Data Reporting Form

Interference Check Standard AB

Instrument: ICPST **Units:** ug/L

Chart Number: T90917A.ARC **Acceptable Range:** 80% - 120%

Standard Source: Inorganic Ventures **Standard ID:** MET3650-09

Element	WL/ Mass	True Conc	ICSAB 9/17/2009 9:38 AM Found	% Rec	Found	% Rec	Found	% Rec	Found	% Rec	Found	% Rec
Calcium	317.933	500000	477572.4	**95.5**								
Magnesium	279.078	500000	510599.9	**102.1**								
Potassium	766.491	10000	11057.4	**110.6**								
Sodium	330.232	10000	11193.0	**111.9**								

NC Percent recovery was not calculated
U Result is less than the IDL
B Result is between IDL and RL

Form 4 Equivalent

TestAmerica Pittsburgh

Metals Data Reporting Form

Interference Check Standard AB

Instrument: ICPST **Units:** ug/L

Chart Number: T90917A.ARC **Acceptable Range:** 80% - 120%

Standard Source: Inorganic Ventures **Standard ID:** MET3650-09

Element	WL/ Mass	True Conc	ICSAB 9/17/2009 9:38 AM Found	% Rec	Found	% Rec	Found	% Rec	Found	% Rec	Found	% Rec
Silica	288.158	2140	2095.5	97.9								

5.22.0

U Result is less than the MDL
B Result is between MDL and RL
N Spike recovery failed

Form 4 Equivalent

TestAmerica Pittsburgh

Metals Data Reporting Form

Serial Dilution RPD Report

Serial Dilution Sample ID: LKHFTP

Original Sample ID: LKHFT **Client ID:** MSA-MW14I-090809P

Matrix: Water **Units:** ug/L **Prep Date:** 9/12/2009 **Prep Batch:** 9255029

Weight: NA **Volume:** 50 **Percent Moisture:** NA

Element	WL/ Mass	OS Conc	Q	Serial Dilution Conc	Q	Percent Diff	OS DF	Ser Dil DF	Instr	OS Anal Date	OS Anal Time	Ser Dil Anal Date	Ser Dil Anal Time
Calcium	317.933	189000		191000		1.1	1	5	ICPST	9/17/2009	17:58	9/17/2009	18:03
Magnesium	279.078	31200		30900		1.1	1	5	ICPST	9/17/2009	17:58	9/17/2009	18:03
Potassium	766.491	11300		10400	B	8.1	1	5	ICPST	9/17/2009	17:58	9/17/2009	18:03
Sodium	330.232	44600		44500		0.3	1	5	ICPST	9/17/2009	17:58	9/17/2009	18:03

Comments:

5.22.0

E Serial dilution percent difference not within limits
U Result is less than the IDL
B Result is between IDL and RL

Form 9 Equivalent

TestAmerica Pittsburgh

Metals Data Reporting Form

Serial Dilution RPD Report

Serial Dilution Sample ID: LKHFTP

Original Sample ID: LKHFT **Client ID:** MSA-MW14I-090809P

Matrix: Water **Units:** ug/L **Prep Date:** 9/12/2009 **Prep Batch:** 9255029

Weight: NA **Volume:** 50 **Percent Moisture:** NA

Element	WL/ Mass	OS Conc	Q	Serial Dilution Conc	Q	Percent Diff	OS DF	Ser Dil DF	Instr	OS Anal Date	OS Anal Time	Ser Dil Anal Date	Ser Dil Anal Time
Silica	288.158	4270		4140	B	3.0	1	5	ICPST	9/17/2009	17:58	9/17/2009	18:03

Comments:

5.22.0

U Result is less than the MDL
B Result is between MDL and RL
E Serial dilution percent difference not within limits

Form 9 Equivalent

METHOD BLANK REPORT

General Chemistry

Client Lot #...: 9I09172 **Matrix.....:** WATER

PARAMETER	RESULT	REPORTING LIMIT	UNITS	METHOD	PREPARATION-ANALYSIS DATE	PREP BATCH #
Chloride		Work Order #: LKJJV1AA		MB Lot-Sample #:	A9I100000-116	
	0.10 B	**1.0**	**mg/L**	**MCAWW 300.0A**	**09/09/09**	**9253116**
		Dilution Factor: 1				
Hexavalent Chromium		Work Order #: LKHX71AA		MB Lot-Sample #:	A9I090000-403	
	ND	0.02	mg/L	SW846 7196A	09/09/09	9252403
		Dilution Factor: 1				
Nitrate as N		Work Order #: LKJJ81AA		MB Lot-Sample #:	A9I100000-122	
	ND	0.10	mg/L	MCAWW 300.0A	09/09/09	9253122
		Dilution Factor: 1				
Nitrite as N		Work Order #: LKJKC1AA		MB Lot-Sample #:	A9I100000-123	
	ND	0.10	mg/L	MCAWW 300.0A	09/09/09	9253123
		Dilution Factor: 1				
Phosphate as P, Ortho		Work Order #: LKJKE1AA		MB Lot-Sample #:	A9I100000-124	
	ND	0.50	mg/L	MCAWW 300.0A	09/09/09	9253124
		Dilution Factor: 1				
Sulfate		Work Order #: LKJJR1AA		MB Lot-Sample #:	A9I100000-115	
	0.30 B	**1.0**	**mg/L**	**MCAWW 300.0A**	**09/09/09**	**9253115**
		Dilution Factor: 1				
Total Alkalinity		Work Order #: LKQ0D1AA		MB Lot-Sample #:	A9I140000-339	
	3.7 B	**5.0**	**mg/L**	**MCAWW 310.1**	**09/12/09**	**9257339**
		Dilution Factor: 1				
Total Dissolved Solids		Work Order #: LKN2R1AA		MB Lot-Sample #:	A9I120000-021	
	ND	10	mg/L	MCAWW 160.1	09/12-09/14/09	9255021
		Dilution Factor: 1				

NOTE(S):

Calculations are performed before rounding to avoid round-off errors in calculated results.

B Estimated result. Result is less than RL.

METHOD BLANK REPORT

General Chemistry

Client Lot #...: 9I09172 **Matrix.....:** WATER

PARAMETER	RESULT	REPORTING LIMIT	UNITS	METHOD	PREPARATION-ANALYSIS DATE	PREP BATCH #
Dissolved Organic Carbon		Work Order #: LKQXW1AA		MB Lot-Sample #:	A9I140000-226	
	ND	1	mg/L	SW846 9060	09/14/09	9257226
		Dilution Factor: 1				

NOTE(S):

Calculations are performed before rounding to avoid round-off errors in calculated results.

LABORATORY CONTROL SAMPLE EVALUATION REPORT

General Chemistry

Lot-Sample #...: 9I09172 **Matrix.....:** WATER

PARAMETER	PERCENT RECOVERY	RECOVERY LIMITS	RPD	RPD LIMITS	METHOD	PREPARATION-ANALYSIS DATE	PREP BATCH #
Chloride		WO#:LKJJV1AC-LCS/LKJJV1AD-LCSD LCS Lot-Sample#: A9I100000-116					
	101	(90 - 110)			MCAWW 300.0A	09/09/09	9253116
	101	(90 - 110)	0.39	(0-20)	MCAWW 300.0A	09/09/09	9253116
		Dilution Factor: 1					
Nitrate as N		WO#:LKJJ81AC-LCS/LKJJ81AD-LCSD LCS Lot-Sample#: A9I100000-122					
	92	(90 - 110)			MCAWW 300.0A	09/09/09	9253122
	96	(90 - 110)	4.2	(0-20)	MCAWW 300.0A	09/09/09	9253122
		Dilution Factor: 1					
Nitrite as N		WO#:LKJKC1AC-LCS/LKJKC1AD-LCSD LCS Lot-Sample#: A9I100000-123					
	108	(90 - 110)			MCAWW 300.0A	09/09/09	9253123
	108	(90 - 110)	0.0	(0-20)	MCAWW 300.0A	09/09/09	9253123
		Dilution Factor: 1					
Phosphate as P, Ortho		WO#:LKJKE1AC-LCS/LKJKE1AD-LCSD LCS Lot-Sample#: A9I100000-124					
	96	(90 - 110)			MCAWW 300.0A	09/09/09	9253124
	100	(90 - 110)	4.1	(0-20)	MCAWW 300.0A	09/09/09	9253124
		Dilution Factor: 1					
Sulfate		WO#:LKJJR1AC-LCS/LKJJR1AD-LCSD LCS Lot-Sample#: A9I100000-115					
	96	(90 - 110)			MCAWW 300.0A	09/09/09	9253115
	96	(90 - 110)	0.20	(0-20)	MCAWW 300.0A	09/09/09	9253115
		Dilution Factor: 1					

NOTE(S):

Calculations are performed before rounding to avoid round-off errors in calculated results.

LABORATORY CONTROL SAMPLE EVALUATION REPORT

General Chemistry

Client Lot #...: 9I09172 **Matrix.....:** WATER

PARAMETER	PERCENT RECOVERY	RECOVERY LIMITS	METHOD	PREPARATION-ANALYSIS DATE	PREP BATCH #
Hexavalent Chromium		Work Order #: LKHX71AC	LCS Lot-Sample#: A9I090000-403		
	88	(80 - 118)	SW846 7196A	09/09/09	9252403
		Dilution Factor: 1			
Total Alkalinity		Work Order #: LKQ0D1AC	LCS Lot-Sample#: A9I140000-339		
	99	(90 - 127)	MCAWW 310.1	09/12/09	9257339
		Dilution Factor: 1			
Total Dissolved Solids		Work Order #: LKN2R1AC	LCS Lot-Sample#: A9I120000-021		
	96	(88 - 110)	MCAWW 160.1	09/12-09/14/09	9255021
		Dilution Factor: 1			

NOTE(S):

Calculations are performed before rounding to avoid round-off errors in calculated results.

LABORATORY CONTROL SAMPLE EVALUATION REPORT

General Chemistry

Client Lot #...: 9I09172 Matrix.....: WATER

PARAMETER	PERCENT RECOVERY	RECOVERY LIMITS	METHOD	PREPARATION-ANALYSIS DATE	PREP BATCH #
Dissolved Organic Carbon		Work Order #: LKQXW1AC	LCS Lot-Sample#: A9I140000-226		
	104	(88 - 115)	SW846 9060	09/14/09	9257226
		Dilution Factor: 1			

NOTE(S):

Calculations are performed before rounding to avoid round-off errors in calculated results.

MATRIX SPIKE SAMPLE EVALUATION REPORT

General Chemistry

Client Lot #...: 9I09172 **Matrix.....:** WG
Date Sampled...: 09/08/09 17:32 **Date Received..:** 09/09/09

PARAMETER	PERCENT RECOVERY	RECOVERY LIMITS	RPD	RPD LIMITS	METHOD	PREPARATION-ANALYSIS DATE	PREP BATCH #
Hexavalent Chromium		WO#: LKHG71CR-MS/LKHG71CT-MSD				MS Lot-Sample #: A9I090172-013	
	82	(41 - 136)			SW846 7196A	09/09/09	9252403
	83	(41 - 136)	1.4	(0-20)	SW846 7196A	09/09/09	9252403
		Dilution Factor: 1					
Total Alkalinity		WO#: LKHFT1EV-MS/LKHFT1EW-MSD				MS Lot-Sample #: A9I090172-002	
	84	(10 - 160)			MCAWW 310.1	09/12/09	9257339
	87	(10 - 160)	2.3	(0-24)	MCAWW 310.1	09/12/09	9257339
		Dilution Factor: 1					

NOTE(S):

Calculations are performed before rounding to avoid round-off errors in calculated results.

MATRIX SPIKE SAMPLE EVALUATION REPORT

General Chemistry

Client Lot #...: 9I09172 **Matrix.....:** WG
Date Sampled...: 09/08/09 12:55 **Date Received..:** 09/09/09

PARAMETER	PERCENT RECOVERY	RECOVERY LIMITS	RPD	RPD LIMITS	METHOD	PREPARATION-ANALYSIS DATE	PREP BATCH #
Dissolved Organic Carbon		WO#: LKHFT1ET-MS/LKHFT1EU-MSD				MS Lot-Sample #: A9I090172-002	
	103	(72 - 136)			SW846 9060	09/14/09	9257226
	97	(72 - 136)	4.3	(0-20)	SW846 9060	09/14/09	9257226
		Dilution Factor: 1					

NOTE(S):

Calculations are performed before rounding to avoid round-off errors in calculated results.

SAMPLE DUPLICATE EVALUATION REPORT

General Chemistry

Client Lot #...: A9I090172 **Work Order #...:** LKH30-SMP **Matrix.....:** WATER
LKH30-DUP
Date Sampled...: 09/09/09 15:30 **Date Received..:** 09/09/09

PARAM	RESULT	DUPLICATE RESULT	UNITS	RPD	RPD LIMIT	METHOD	PREPARATION-ANALYSIS DATE	PREP BATCH #
Total Dissolved Solids						SD Lot-Sample #: A9I090272-001		
	470	470	mg/L	0.63	(0-20)	MCAWW 160.1	09/12-09/14/09	9255021

Dilution Factor: 1

SAMPLE DUPLICATE EVALUATION REPORT

General Chemistry

Client Lot #...: A9I090172 **Work Order #...:** LKJ20-SMP LKJ20-DUP **Matrix.....:** WATER

Date Sampled...: 09/10/09 06:30 **Date Received..:** 09/10/09

PARAM	RESULT	DUPLICATE RESULT	UNITS	RPD	RPD LIMIT	METHOD	PREPARATION-ANALYSIS DATE	PREP BATCH #
Total Dissolved Solids						SD Lot-Sample #: A9I100152-001		
	590	614	mg/L	4.0	(0-20)	MCAWW 160.1	09/12-09/14/09	9255022
			Dilution Factor: 1					

North Canton

TestAmerica, North Canton
7196A / 3500-CR-D CR+6 Logsheet

Analysis	CR+6	Batch	9252403 4		Spectrophotometer					
					SPEC 20	**SN: 78016**				
Prep Date	09/09/09	Lcs No.	HX90953							
Anal Date	09/09/09	Lcs Prep Date	09/09/09		Wavelength 540 NM RL					
Analyst										

Std No	Conc mg/L	ABS		
NA	0	0	Slope	0.6778
HX90901	0.005	0.006	Intercept	0.0026
HX90902	0.010	0.011	r	0.9997
HX90903	0.100	0.068		
HX90904	0.250	0.178		
HX90905	0.500	0.339		
COLOR RGT	WR91026			
CURVE	08/27/09			
CCV	HX90952			

Sample No	ABS	Sample Vol ml	Final Vol ml	dil	**Conc** mg/L	Bkg Cor Conc	**Bkg Adj Conc**	**TIME**	Method 7196	Method 3500
ICV	0.156	50	50	1	0.2263			10:20 AM	pH to 2	pH to 1
ICB	0.000	50	50	1	-0.0039			10:21 AM	color first	acid first
LCS	0.152	50	50	1	0.2204			10:22 AM		
BKG	0.000	50	50	1	-0.0039	-0.0039		10:25 AM	X	
LKHFD	0.000	50	50	1	-0.0039					
BKG	0.000	50	50	1	-0.0039	-0.0039		10:26 AM	X	
LKHG1	0.000	50	50	1	-0.0039					
BKG	0.000	50	50	1	-0.0039	-0.0039		10:28 AM	X	
LKHGC	0.000	50	50	1	-0.0039					
BKG	0.000	50	50	1	-0.0039	0.0079		10:29 AM	X	
LKHGR	0.008	50	50	1	0.0079					
CCV	0.156	50	50	1	0.2263	91%		10:30 AM	X	
CCB	0.000	50	50	1	-0.0039					
BKG	0.000	50	50	1	-0.0039	-0.0039		10:31 AM	X	
LKHGV	0.000	50	50	1	-0.0039					
BKG	0.003	50	50	1	0.0006	0.0030		10:32 AM	X	
LKHFT	0.005	50	50	1	0.0035					
BKG	0.000	50	50	1	-0.0039	0.0138		10:33 AM	X	
LKHG3	0.012	50	50	1	0.0138					
BKG	0.001	50	50	1	-0.0024	0.0065		10:34 AM	X	
LKHG6	0.007	50	50	1	0.0065					

North Canton

BKG	0.000	50	50	1	-0.0039	-0.0039		10:35 AM	X	
LKHGM	0.000	50	50	1	-0.0039					
CCV	0.165	50	50	1	0.2396	96%		10:36 AM	X	
CCB	0.000	50	50	1	-0.0039					
BKG	0.016	50	50	1	0.0197	0.0000	0.0000	10:37 AM	X	
LKHGX	0.016	50	50	1	0.0197					
BKG	0	50	50	1	-0.0039	-0.0039	ND	10:38 AM	X	
LKHG7	0	50	50	1	-0.0039					
BKG	0	50	50	1	-0.0039	0.2042	0.2042	10:40 AM	X	
LKHG7 MS	0.141	50	50	1	0.2042					
BKG	0	50	50	1	-0.0039	0.2071	0.2071	10:41 AM	X	
LKHG7 MSD	0.143	50	50	1	0.2071					
BKG	0.103	50	50	5	0.7405	0.0443	0.0443			X
LKHV7	0.109	50	50	5	0.7848			4:30 PM		X
CCV	0.162	50	50	1	0.2351	94%		4:33 PM	X	
CCB	0	50	50	1	-0.0039			4:33 PM		
BKG		50	50	1	-0.0039	-0.0039	ND			
		50	50	1	-0.0039					
BKG		50	50	1	-0.0039	-0.0039	ND			
		50	50	1	-0.0039					
BKG		50	50	1	-0.0039	-0.0039	ND			
		50	50	1	-0.0039					
BKG		50	50	1	-0.0039	-0.0039	ND			
		50	50	1	-0.0039					
BKG		50	50	1	-0.0039	-0.0039	ND			
		50	50	1	-0.0039					
CCV		50	50	1	-0.0039	-2%				
CCB		50	50	1	-0.0039					
BKG		50	50	1	-0.0039	-0.0039	ND			
		50	50	1	-0.0039					

9253115-16-17-18-19-20-21-22-23-24

Scanned

Method: 300, 9056

TestAmerica
North Canton
Ion Chromatography

SEQUENCE: \\cansvr11\chem\WET\ic120.i\090909.b\DX120.m Instrument : ic120.i LEVEL 1 _____ DATE: 9.10.09 Date Analyzed: 9/9/2009

LEVEL 2 Cal Ver DATE: 9/10/09 Units: mg/L or mg/Kg

Inj #	Inj. Date	Sample ID	Matrix	Dil	FLUORIDE		CHLORIDE		NITRITE		BROMIDE		NITRATE-N		O-PHOS-P		SULFATE	
					RL	Result	RL	Result	RL	Result	RL	Result	RL	Result	RL	Result	RL	Result
		RLs:>>			1		1		0.5		0.5		0.5		0.5		1	
	24-Aug-09	Highest Cal Std conc & area			10	112094430	200	2.021E+09	10	168368560	40	127303723	10	180260219	10	65575961	200	1.326E+09
1	9/9/2009 15:14	Rinse	L	1	1	ND	1	ND	0.5	ND	0.5	ND	0.1	ND	0.5	0.1 B	1	ND
2	9/9/2009 15:31	Rinse	L	1	1	ND	1	0.1 B	0.5	ND	0.5	ND	0.1	ND	0.5	ND	1	0.3 B
3	9/9/2009 15:47	ICV	L	1	P 96%	2.40	P 100%	50.00	P 104%	2.60	P 91%	9.10	P 92%	2.30	P 96%	2.40	P 95%	47.70
4	9/9/2009 16:04	ICB	L	1	P< 1	ND	P< 1	0.1 B	P< 0.5	ND	P< 0.5	ND	P< 0.1	ND	P< 0.5	ND	P< 1	0.3 B
5	9/9/2009 16:20	LCS	L	1	P 96%	2.40	P 101%	50.30	P 108%	2.70	P 92%	9.20	P 92%	2.30	P 96%	2.40	P 96%	48.20
6	9/9/2009 16:36	LCS DUP	L	1	P 96%	2.40	P 101%	50.50	P 108%	2.70	P 96%	9.60	P 96%	2.40	P 100%	2.50	P 96%	48.10
7	9/9/2009 16:53	LKFET	L	1	1	ND	1	ND	0.5	ND	0.5	ND	0.1	ND	0.5	0.1 B	1	ND
8	9/9/2009 17:09	LKAPF ORIG	L	1	1	0.3 B	1	2.00	0.5	ND	0.5	ND	0.1	ND	0.5	0.1 B	1	10.90
9	9/9/2009 17:26	LKAPF MS	L	1	Orig??	3.10	Orig??	55.40	Orig??	2.90	Orig??	10.20	Orig??	2.60	Orig??	5.80	Orig??	63.30
10	9/9/2009 17:42	LJ5X0	L	5	5 G	0.1 B	5	31.00	2.5 G	ND	2.5 G	ND	0.5 G	ND	2.5 G	1.5 B	5	479.00
11	9/9/2009 17:58	LJ5X1	L	5	5 G	ND	5	33.70	2.5 G	ND	2.5 G	ND	0.5 G	ND	2.5 G	0.6 B	5	620.70
12	9/9/2009 18:15	LJ5X3	L	5	5 G	0.2 B	5	61.50	2.5 G	ND	2.5 G	0.7 B	0.5 G	ND	2.5 G	0.4 B	5	728.10
13	9/9/2009 18:31	LJ5X4	L	10	10 G	ND	10	60.50	5 G	ND	5 G	ND	1 G	ND	5 G	ND	10	1668.00
14	9/9/2009 18:48	LJ63E	L	5	5 G	0.2 B	5	Dil 50X	2.5 G	ND	2.5 G	ND	0.5 G	ND	2.5 G	ND	5	10.30
15	9/9/2009 19:04	CCV	L	1	P 96%	2.40	P 101%	50.50	Out 112%	2.80	P 93%	9.30	P 92%	2.30	P 104%	2.60	P 96%	48.00
16	9/9/2009 19:20	CCB	L	1	P< 1	ND	P< 1	ND	P< 0.5	ND	P< 0.5	ND	P< 0.1	ND	P< 0.5	ND	P< 1	0.2 B
17	9/9/2009 19:37	LJ63E	L	50	50 G	ND	50	4985.00	25 G	ND	25 G	ND	5 G	1.7 B	25 G	ND	50 G	25.2 B
18	9/9/2009 19:53	LJ632	L	200	200 G	ND	200	Dil 500X	100 G	ND	100 G	ND	20 G	13.5 B	100 G	ND	200	735.40
19	9/9/2009 20:10	LJ744	L	10	10 G	0.5 B	10	99.20	5 G	ND	5 G	1.3 B	1 G	ND	5 G	ND	10	1241.00
20	9/9/2009 20:26	LJ75E ORIG	L	10	10 G	0.5 B	10	109.20	5 G	ND	5 G	ND	1 G	ND	5 G	ND	10	1293.00
21	9/9/2009 20:42	LJ75E MS	L	10	Orig??	2.90	Orig??	151.20	Orig??	3.50	Orig??	10.50	Orig??	2.60	Orig??	ND	Orig??	1289.00
22	9/9/2009 20:59	LJ891	L	200	200 G	ND	200	23950.00	100 G	ND	100 G	ND	20 G	7.6 B	100 G	ND	200	504.40
23	9/9/2009 21:15	LJ9AC	L	10	10 G	ND	10	Dil 20X	5 G	ND	5 G	ND	1 G	0.7 B	5 G	ND	10 G	4.2 B
24	9/9/2009 21:32	LKF1M	L	20	20 G	ND	20	2534.00	10 G	ND	10 G	ND	2 G	0.8 B	10	18.30	20 G	9.9 B
25	9/9/2009 21:48	LKF1Q	L	20	20 G	0.5 B	20	2166.00	10 G	ND	10 G	ND	2 G	0.7 B	10 G	ND	20	39.40

MSB

G - diluted for another analyte or matrix
B - estimated result, < RL

DX-120 Spreadsheet.xls
VER . 2000 09 05

1477

North Canton

Method: 300, 9056

TestAmerica
North Canton
Ion Chromatography

1478

SEQUENCE: \\cansvr11\chem\WET\ic120.i\090909.b\DX120.m Instrument : ic120.i LEVEL 1_____ DATE:_____ Date Analyzed: 9/9/2009

LEVEL 2_____ DATE:_____ Units: mg/L or mg/Kg

Inj #	Inj. Date	Sample ID	Matrix	Dil	FLUORIDE		CHLORIDE		NITRITE		BROMIDE		NITRATE-N		O-PHOS-P		SULFATE	
					RL	Result	RL	Result	RL	Result	RL	Result	RL	Result	RL	Result	RL	Result
		RLs:>>			1		1		0.5		0.5		0.5		0.5		1	
	24-Aug-09	Highest Cal Std conc & area			10	112094430	200	2.021E+09	10	168368560	40	127303723	10	180260219	10	65575961	200	1.326E+09
26	9/9/2009 22:05	LKF1T	L	20	20 G	ND	20	2160.00	10 G	ND	10 G	ND	2 G	0.8 B	10 G	ND	20	119.40
27	9/9/2009 22:21	CCV	L	1	P 96%	2.40	P 100%	50.10	P 108%	2.70	P 92%	9.20	P 92%	2.30	P 104%	2.60	P 97%	48.30
28	9/9/2009 22:37	CCB	L	1	P< 1	ND	P< 1	ND	P< 0.5	ND	P< 0.5	ND	P< 0.1	ND	P< 0.5	ND	P< 1	0.3 B
29	9/9/2009 22:54	LCS	L	1	P 96%	2.40	P 101%	50.60	P 108%	2.70	P 93%	9.30	P 92%	2.30	P 100%	2.50	P 96%	48.20
30	9/9/2009 23:10	LCS DUP	L	1	P 96%	2.40	P 101%	50.30	P 108%	2.70	P 93%	9.30	P 92%	2.30	P 104%	2.60	P 96%	48.10
31	9/9/2009 23:27	LKHFT	L	1	1	0.7 B	1	23.30	0.5	ND	0.5	0.3 B	0.1	ND	0.5	ND	1	Dil 5X
32	9/9/2009 23:43	LKHFT ORIG	L	5	5 G	0.5 B	5	20.90	2.5 G	ND	2.5 G	ND	0.5 G	0.2 B	2.5 G	ND	5	649.30
33	9/9/2009 23:59	LKHFT MS	L	5	Orig??	2.70	Orig??	60.60	Orig??	2.80	Orig??	9.50	Orig??	2.40	Orig??	0.80	Orig??	640.10 MSB
34	9/10/2009 0:16	LJ924	L	5	5 G	ND	5	34.60	2.5 G	ND	2.5 G	ND	0.5 G	0.4 B	2.5 G	ND	5	458.30
35	9/10/2009 0:32	LJ93A	L	5	5 G	ND	5	63.40	2.5 G	ND	2.5 G	ND	0.5 G	ND	2.5 G	ND	5	Dil 10X
36	9/10/2009 0:49	LJ93C	L	2	2 G	0.1 B	2	55.20	1 G	ND	1 G	0.4 B	0.2 G	0.1 B	1 G	ND	2	Dil 5X
37	9/10/2009 1:05	LJ93D	L	5	5 G	ND	5	98.80	2.5 G	ND	2.5 G	ND	0.5 G	0.2 B	2.5 G	ND	5	Dil 10X
38	9/10/2009 1:21	LJ93E	L	5	5 G	ND	5	52.30	2.5 G	ND	2.5 G	ND	0.5 G	0.3 B	2.5 G	ND	5	Dil 10X
39	9/10/2009 1:38	CCV	L	1	P 96%	2.40	P 101%	50.30	P 104%	2.60	P 92%	9.20	P 92%	2.30	P 108%	2.70	P 96%	48.20
40	9/10/2009 1:54	CCB	L	1	P< 1	ND	P< 1	0.1 B	P< 0.5	ND	P< 0.5	ND	P< 0.1	ND	P< 0.5	ND	P< 1	0.4 B
41	9/10/2009 2:11	LJ93F	L	10	10 G	0.2 B	10	73.70	5 G	ND	5 G	ND	1 G	ND	5 G	ND	10	Dil 10X
42	9/10/2009 2:28	LJ93G	L	5	5 G	ND	5	79.00	2.5 G	ND	2.5 G	0.7 B	0.5 G	0.2 B	2.5 G	ND	5	Dil 20X
43	9/10/2009 2:45	LJ93H	L	5	5 G	0.2 B	5	75.70	2.5 G	ND	2.5 G	ND	0.5 G	ND	2.5 G	ND	5	813.30
44	9/10/2009 3:01	LJ93J	L	5	5 G	0.2 B	5	104.80	2.5 G	ND	2.5 G	1.1 B	0.5 G	0.2 B	2.5 G	ND	5	Dil 5X
45	9/10/2009 3:18	LJ93K	L	5	5 G	0.1 B	5	22.60	2.5 G	ND	2.5 G	ND	0.5 G	0.4 B	2.5 G	ND	5	465.20
46	9/10/2009 3:34	LJ93M ORIG	L	5	5 G	0.6 B	5	144.00	2.5 G	ND	2.5 G	1.4 B	0.5 G	0.3 B	2.5 G	ND	5	Dil 10X
47	9/10/2009 3:50	LJ93M MS	L	5	Orig??	3.00	Orig??	183.70	Orig??	3.70	Orig??	10.40	Orig??	2.40	Orig??	ND	Orig??	Dil 10X
48	9/10/2009 4:07	LJ93N	L	5	5 G	0.2 B	5	105.00	2.5 G	ND	2.5 G	1.2 B	0.5 G	ND	2.5 G	ND	5	Dil 10X
49	9/10/2009 4:23	LKAJG	L	20	20 G	ND	20	589.40	10 G	ND	10	11.90	2 G	ND	10 G	ND	20	373.30
50	9/10/2009 4:39	LKCD7	L	10	10 G	0.3 B	10	987.20	5 G	ND	5 G	ND	1 G	ND	5 G	ND	10	229.00

G - diluted for another analyte or matrix
B - estimated result, < RL

DX-120 Spreadsheet.xls
VER . 2000 09 05

North Canton

Method: 300, 9056

TestAmerica
North Canton
Ion Chromatography

SEQUENCE: \\cansvr11\chem\WET\ic120.i\090909.b\DX120.m Instrument : ic120.i LEVEL 1_____ DATE:_____ Date Analyzed: 9/9/2009

LEVEL 2_____ DATE:_____ Units: mg/L or mg/Kg

Inj #	Inj. Date	Sample ID	Matrix	Dil	FLUORIDE		CHLORIDE		NITRITE		BROMIDE		NITRATE-N		O-PHOS-P		SULFATE	
					RL	Result	RL	Result	RL	Result	RL	Result	RL	Result	RL	Result	RL	Result
		RLs:>>			1		1		0.5		0.5		0.5		0.5		1	
	24-Aug-09	Highest Cal Std conc & area			10	112094430	200	2.021E+09	10	168368560	40	127303723	10	180260219	10	65575961	200	1.326E+09
51	9/10/2009 4:55	CCV	L	1	P 96%	2.40	P 101%	50.50	P 108%	2.70	P 93%	9.30	P 92%	2.30	P 104%	2.60	P 96%	48.10
52	9/10/2009 5:11	CCB	L	1	P< 1	ND	P< 1	ND	P< 0.5	ND	P< 0.5	ND	P< 0.1	ND	P< 0.5	ND	P< 1	ND
53	9/10/2009 5:27	LCS	L	1	P 96%	2.40	P 102%	50.80	P 108%	2.70	P 96%	9.60	P 96%	2.40	P 100%	2.50	P 96%	48.10
54	9/10/2009 5:45	LCS DUP	L	1	P 96%	2.40	P 101%	50.70	P 108%	2.70	P 93%	9.30	P 96%	2.40	P 100%	2.50	P 97%	48.30
55	9/10/2009 6:02	LKEVQ	L	5	5 G	0.1 B	5	36.90	2.5 G	ND	2.5 G	ND	0.5 G	ND	2.5 G	ND	5	462.70
56	9/10/2009 6:18	LKET8	L	5	5 G	0.4 B	5	179.60	2.5 G	ND	2.5 G	ND	0.5 G	ND	2.5 G	ND	5	28.90
57	9/10/2009 6:35	LKEVX ORIG	L	1	1	0.2 B	1	ND	0.5	ND	0.5	ND	0.1	ND	0.5	ND	1	ND
58	9/10/2009 6:51	LKEVX MS	L	1	Orig??	2.90	Orig??	51.30	Orig??	2.80	Orig??	9.70	Orig??	2.40	Orig??	5.30	Orig??	49.80
59	9/10/2009 7:07	LKHV7	L	1	1	1.00	1	147.20	0.5	ND	0.5	ND	0.1	ND	0.5	7.70	1	40.00
60	9/10/2009 7:24	LKHV7	L	2	2 G	0.8 B	2	132.30	1 G	ND	1 G	ND	0.2 G	ND	1	7.80	2	37.70
61	9/10/2009 7:40	CCV	L	1	P 96%	2.40	P 101%	50.70	P 108%	2.70	P 93%	9.30	P 92%	2.30	Out 124%	3.10	P 97%	48.40
62	9/10/2009 8:24	CCB	L	1	P< 1	ND	P< 1	ND	P< 0.5	ND	P< 0.5	ND	P< 0.1	ND	P< 0.5	ND	P< 1	ND
63	1/0/1900 0:00	0	L	1	1	ND	1	ND	0.5	ND	0.5	ND	0.1	ND	0.5	ND	1	ND
0	1/0/1900 0:00	0		0	Unknown Matrix	#VALUE!	Unknown Matrix	#VALUE!	Unknown Matrix	#VALUE!	Unknown Matrix	#VALUE!	Unknown Matrix	#VALUE!	Unknown Matrix	#VALUE!	Unknown Matrix	#VALUE!
0	1/0/1900 0:00	0		0	Unknown Matrix	#VALUE!	Unknown Matrix	#VALUE!	Unknown Matrix	#VALUE!	Unknown Matrix	#VALUE!	Unknown Matrix	#VALUE!	Unknown Matrix	#VALUE!	Unknown Matrix	#VALUE!
0	1/0/1900 0:00	0		0	Unknown Matrix	#VALUE!	Unknown Matrix	#VALUE!	Unknown Matrix	#VALUE!	Unknown Matrix	#VALUE!	Unknown Matrix	#VALUE!	Unknown Matrix	#VALUE!	Unknown Matrix	#VALUE!
0	1/0/1900 0:00	0		0	Unknown Matrix	#VALUE!	Unknown Matrix	#VALUE!	Unknown Matrix	#VALUE!	Unknown Matrix	#VALUE!	Unknown Matrix	#VALUE!	Unknown Matrix	#VALUE!	Unknown Matrix	#VALUE!
0	1/0/1900 0:00	0		0	Unknown Matrix	#VALUE!	Unknown Matrix	#VALUE!	Unknown Matrix	#VALUE!	Unknown Matrix	#VALUE!	Unknown Matrix	#VALUE!	Unknown Matrix	#VALUE!	Unknown Matrix	#VALUE!
0	1/0/1900 0:00	0		0	Unknown Matrix	#VALUE!	Unknown Matrix	#VALUE!	Unknown Matrix	#VALUE!	Unknown Matrix	#VALUE!	Unknown Matrix	#VALUE!	Unknown Matrix	#VALUE!	Unknown Matrix	#VALUE!
0	1/0/1900 0:00	0		0	Unknown Matrix	#VALUE!	Unknown Matrix	#VALUE!	Unknown Matrix	#VALUE!	Unknown Matrix	#VALUE!	Unknown Matrix	#VALUE!	Unknown Matrix	#VALUE!	Unknown Matrix	#VALUE!
0	1/0/1900 0:00	0		0	Unknown Matrix	#VALUE!	Unknown Matrix	#VALUE!	Unknown Matrix	#VALUE!	Unknown Matrix	#VALUE!	Unknown Matrix	#VALUE!	Unknown Matrix	#VALUE!	Unknown Matrix	#VALUE!
0	1/0/1900 0:00	0		0	Unknown Matrix	#VALUE!	Unknown Matrix	#VALUE!	Unknown Matrix	#VALUE!	Unknown Matrix	#VALUE!	Unknown Matrix	#VALUE!	Unknown Matrix	#VALUE!	Unknown Matrix	#VALUE!
0	1/0/1900 0:00	0		0	Unknown Matrix	#VALUE!	Unknown Matrix	#VALUE!	Unknown Matrix	#VALUE!	Unknown Matrix	#VALUE!	Unknown Matrix	#VALUE!	Unknown Matrix	#VALUE!	Unknown Matrix	#VALUE!
0	1/0/1900 0:00	0		0	Unknown Matrix	#VALUE!	Unknown Matrix	#VALUE!	Unknown Matrix	#VALUE!	Unknown Matrix	#VALUE!	Unknown Matrix	#VALUE!	Unknown Matrix	#VALUE!	Unknown Matrix	#VALUE!

G - diluted for another analyte or matrix
B - estimated result, < RL

1479
North Canton

Report Date : 10-Sep-2009 09:17

TestAmerica North Canton

INITIAL CALIBRATION DATA

Start Cal Date : 24-AUG-2009 13:36
End Cal Date : 24-AUG-2009 15:47
Quant Method : ESTD
Target Version : 4.14
Integrator : Falcon
Method file : \\cansvr11\chem\WET\ic120.i\090909.b\DX120.m
Last Edit : 10-Sep-2009 09:13 scotts

Calibration File Names:
Level 1: \\cansvr11\chem\WET\ic120.i\082409.b\0010.d
Level 2: \\cansvr11\chem\WET\ic120.i\082409.b\0009.d
Level 3: \\cansvr11\chem\WET\ic120.i\082409.b\0008.d
Level 4: \\cansvr11\chem\WET\ic120.i\082409.b\0007.d
Level 5: \\cansvr11\chem\WET\ic120.i\082409.b\0006.d
Level 6: \\cansvr11\chem\WET\ic120.i\082409.b\0005.d
Level 7: \\cansvr11\chem\WET\ic120.i\082409.b\0004.d
Level 8: \\cansvr11\chem\WET\ic120.i\082409.b\0003.d
Level 9: \\cansvr11\chem\WET\ic120.i\082409.b\0002.d

Compound	0.0500000 Level 1	0.2500000 Level 2	0.5000000 Level 3	1.0000 Level 4	2.5000 Level 5	4.0000 Level 6	Curve	Coefficients b	m1	m2	%RSD or R^2
	5.0000 Level 7	7.5000 Level 8	10.0000 Level 9								
1 Fluoride	11509040	9914944	9722824	9593420	9948203	10270836					
	10473934	10884966	11209443				AVRG		10391957		6.53579
2 Chloride	7729512	6780579	7050573	7629463	8653788	9240974					
	9501463	9866187	10106777				AVRG		8506591		14.65456
3 Nitrite	15427500	14728952	14460830	14518400	15118127	15521267					
	15579640	16152147	16836856				AVRG		15371524		5.07042

Report Date : 10-Sep-2009 09:17

TestAmerica North Canton

INITIAL CALIBRATION DATA

Start Cal Date : 24-AUG-2009 13:36
End Cal Date : 24-AUG-2009 15:47
Quant Method : ESTD
Target Version : 4.14
Integrator : Falcon
Method file : \\cansvr11\chem\WET\ic120.i\090909.b\DX120.m
Last Edit : 10-Sep-2009 09:13 scotts

Compound	0.0500000 Level 1 / 5.0000 Level 7	0.2500000 Level 2 / 7.5000 Level 8	0.5000000 Level 3 / 10.0000 Level 9	1.0000 Level 4	2.5000 Level 5	4.0000 Level 6	Curve	Coefficients b	Coefficients m1	Coefficients m2	%RSD or R^2
4 Bromide	3665325	2879955	2745431	2761982	2819322	2921120					
	2956530	3074972	3182593				AVRG		3000803		9.55892
5 Nitrate	20893480	16474036	15685910	15686200	15878503	16367173					
	16690577	17382052	18026022				AVRG		17009328		9.71404
6 Phosphate	199904	1479026	3777149	6912627	15888732	25698091					
	31664955	47956735	65575961				LINR	0.00774	6480670		0.99947
7 Sulfate	5766715	4849300	4942709	5002002	5335706	5747531					
	5934506	6326987	6632319				AVRG		5615308		11.22175

Report Date : 25-Aug-2009 17:02

TestAmerica North Canton

INITIAL CALIBRATION DATA

Start Cal Date : 24-AUG-2009 13:36
End Cal Date : 24-AUG-2009 15:47
Quant Method : ESTD
Target Version : 4.14
Integrator : Falcon
Method file : \\cansvr11\dd\chem\WET\ic120.i\082409.b\DX120.m
Last Edit : 25-Aug-2009 12:10 scotts

Calibration File Names:
Level 1: \\cansvr11\dd\WET\ic120.i\082409.b\0010.d
Level 2: \\cansvr11\dd\WET\ic120.i\082409.b\0009.d
Level 3: \\cansvr11\dd\WET\ic120.i\082409.b\0008.d
Level 4: \\cansvr11\dd\WET\ic120.i\082409.b\0007.d
Level 5: \\cansvr11\dd\WET\ic120.i\082409.b\0006.d
Level 6: \\cansvr11\dd\WET\ic120.i\082409.b\0005.d
Level 7: \\cansvr11\dd\WET\ic120.i\082409.b\0004.d
Level 8: \\cansvr11\dd\WET\ic120.i\082409.b\0003.d
Level 9: \\cansvr11\dd\WET\ic120.i\082409.b\0002.d

Compound	0.0500000 Level 1	0.2500000 Level 2	0.5000000 Level 3	1.0000 Level 4	2.5000 Level 5	4.0000 Level 6	Curve	Coefficients b	m1	m2	%RSD or R^2
	5.0000 Level 7	7.5000 Level 8	10.0000 Level 9								
1 Fluoride	11509040	9914944	9722824	9593420	9948203	10270836					
	10473934	10884966	11209443				AVRG		10391957		6.53579
2 Chloride	7729512	6780579	7050573	7629463	8653788	9240974					
	9501463	9866187	10106777				AVRG		8506591		14.65456
3 Nitrite	15427500	14728952	14460830	14518400	15118127	15521267					
	15579640	16152147	16836856				AVRG		15371524		5.07042

Report Date : 25-Aug-2009 17:02

TestAmerica North Canton

INITIAL CALIBRATION DATA

Start Cal Date : 24-AUG-2009 13:36
End Cal Date : 24-AUG-2009 15:47
Quant Method : ESTD
Target Version : 4.14
Integrator : Falcon
Method file : \\cansvr11\dd\chem\WET\ic120.i\082409.b\DX120.m
Last Edit : 25-Aug-2009 12:10 scotts

Compound	0.0500000 Level 1 / 5.0000 Level 7	0.2500000 Level 2 / 7.5000 Level 8	0.5000000 Level 3 / 10.0000 Level 9	1.0000 Level 4	2.5000 Level 5	4.0000 Level 6	Curve	Coefficients b	Coefficients m1	Coefficients m2	%RSD or R^2
4 Bromide	3665325	2879955	2745431	2761982	2819322	2921120					
	2956530	3074972	3182593				AVRG		3000803		9.55892
5 Nitrate	20893480	16474036	15685910	15686200	15878503	16367173					
	16690577	17382052	18026022				AVRG		17009328		9.71404
6 Phosphate	199904	1479026	3777149	6912627	15888732	25698091					
	31664955	47956735	65575961				LINR	0.00774	6480670		0.99947
7 Sulfate	5766715	4849300	4942709	5002002	5335706	5747531					
	5934506	6326987	6632319				AVRG		5615308		11.22175

Data File: \\cansvr11\chem\WET\ic120.i\090909.b\0027.d
Report Date: 10-Sep-2009 09:12

TestAmerica North Canton

CONTINUING CALIBRATION COMPOUNDS

Instrument ID: ic120.i Injection Date: 09-SEP-2009 22:21
Lab File ID: 0027.d Init. Cal. Date(s): 24-AUG-2009 24-AUG-2009
Analysis Type: WATER Init. Cal. Times: 13:36 15:47
Lab Sample ID: CCV Quant Type: ESTD
Method: \\cansvr11\chem\WET\ic120.i\090909.b\DX120.m

COMPOUND	RRF / AMOUNT	RF3	CCAL RRF3	MIN RRF	%D / %DRIFT	MAX %D / %DRIFT	CURVE TYPE
1 Fluoride	10391957	9860230	9860230	0.010	5.11672	10.00000	Averaged
2 Chloride	8506591	8524919	8524919	0.010	-0.21546	10.00000	Averaged
3 Nitrite	15371524	16341531	16341531	0.010	-6.31041	10.00000	Averaged
4 Bromide	3000803	2774390	2774390	0.010	7.54511	10.00000	Averaged
5 Nitrate	17009328	15708609	15708609	0.010	7.64709	10.00000	Averaged
6 Phosphate	2.50000	2.57566	665674	0.010	-3.02649	10.00000	Linear
7 Sulfate	5615308	5425949	5425949	0.010	3.37221	10.00000	Averaged

Data File: \\cansvr11\chem\WET\ic120.i\090909.b\0039.d
Report Date: 10-Sep-2009 09:13

TestAmerica North Canton

CONTINUING CALIBRATION COMPOUNDS

Instrument ID: ic120.i Injection Date: 10-SEP-2009 01:38
Lab File ID: 0039.d Init. Cal. Date(s): 24-AUG-2009 24-AUG-2009
Analysis Type: WATER Init. Cal. Times: 13:36 15:47
Lab Sample ID: CCV Quant Type: ESTD
Method: \\cansvr11\chem\WET\ic120.i\090909.b\DX120.m

COMPOUND	RRF / AMOUNT	RF3	CCAL RRF3	MIN RRF	%D / %DRIFT	MAX %D / %DRIFT	CURVE TYPE
1 Fluoride	10391957	9879478	9879478	0.010	4.93149	10.00000	Averaged
2 Chloride	8506591	8555486	8555486	0.010	-0.57480	10.00000	Averaged
3 Nitrite	15371524	16234600	16234600	0.010	-5.61477	10.00000	Averaged
4 Bromide	3000803	2760151	2760151	0.010	8.01960	10.00000	Averaged
5 Nitrate	17009328	15812216	15812216	0.010	7.03798	10.00000	Averaged
6 Phosphate	2.50000	2.74831	7104301	0.010	-9.93255	10.00000	Linear
7 Sulfate	5615308	5417471	5417471	0.010	3.52317	10.00000	Averaged

North Canton

TestAmerica

North Canton, OH

160.1 / 2540C TDS Logsheet

Analysis:	TDS												
Prep Date:	09/12/09		wt 2. date:	09/14/09		Batch:	9255021-22						
Time in:	10:00		Time out:	13:20									
Temp in:	97		Temp out:	178		LCS No.	167-506						
						LCS Prep:	09/12/09						
wt 1. date:	09/14/09		wt 3. date:			TV =	293		Oven	1			
Time out:	9:35		Time out:			Analyst:	AS		Oven	4			
Temp out:	178		Temp out:						Balance	B027			

Sample No.	Tare wt (g)	Sample (ml)	wt 1. (g)	wt 2. (g)	wt 3. (g)	Final wt (g)	diff (g)	**Result mg/L**	Cond Screen	Take Third Weight	TDS/Cond Comp	**diff >.2g**	Sample matrix Comments
BLANK	75.4621	100	75.4620	75.4620		75.4620	-0.0001	**-1**	NA		#VALUE!		
LCS	73.3802	**50**	73.3942	73.3945		73.3942	0.014	**280**	NA		#VALUE!		
LKKJA	68.7454	**50**	68.8127	68.8126		68.8126	0.0672	**1344**	1934				
LKKJL	71.8743	100	71.9684	71.9681		71.9681	0.0938	**938**	1314				
LKKJM	66.9676	100	67.0638	67.0636		67.0636	0.096	**960**	1401				
LKJ3Q	81.4561	100	81.5559	81.5557		81.5557	0.0996	**996**	1379				
LKHFT	73.3076	100	73.4167	73.4165		73.4165	0.1089	**1089**	1279				
LKH30	75.7504	100	75.7977	75.7975		75.7975	0.0471	**471**	693				
LKH30-X	78.5515	100	78.5993	78.5989		78.5989	0.0474	**474**	693				
LKK57	74.3969	**20**	74.4684	74.4681		74.4681	0.0712	**3560**	4950				
LKK6C	68.6518	**20**	68.7655	68.7652		68.7652	0.1134	**5670**	7810				
LKMA3	70.2926	**50**	70.4297	70.4298		70.4297	0.1371	**2742**	2850				
LKMA8	67.6229	**50**	67.7640	67.7639		67.7639	0.141	**2820**	2700				
LKMA9	69.0218	**50**	69.0818	69.0820		69.0818	0.06	**1200**	1543				
LKMCA	79.7093	100	79.8366	79.8362		79.8362	0.1269	**1269**	1430				
LKHXK	67.7574	100	67.8459	67.8459		67.8459	0.0885	**885**	1273				
LKJ20	71.6032	100	71.6622	71.6622		71.6622	0.059	**590**	783				
LKJ20-X	66.4731	100	66.5346	66.5345		66.5345	0.0614	**614**	783				
		100				0.0000	0	**0**			#DIV/0!		
		100				0.0000	0	**0**			#DIV/0!		
		100				0.0000	0	**0**			#DIV/0!		
		100				0.0000	0	**0**			#DIV/0!		
		100				0.0000	0	**0**			#DIV/0!		
		100				0.0000	0	**0**			#DIV/0!		

TestAmerica, North Canton

General Chemistry Data Review Checklist

Parameter(s): TOC

Batch(es): 9257224, 6, 7, 31

Method #/SOP#: 9060, 415.1, 5310C

Review Items	Level I Review			Level II Review		
A. Initial Calibration	YES	NO	N/A	YES	NO	N/A
1. Initial calibration correlation coefficient ≥ 0.995?	✓			X		
2. Calibration curve consist of the minimum number of calibration standards?	✓			X		
3. ICV analyzed at immediately after calibration and within control limits ? (90-110%)	✓			X		
4. ICB analyzed immediately after ICV and within criteria (± RL)?	✓			X		
B. Continuing Calibration						
1. CCV analyzed every 10 samples, at end of sequence and within criteria?	✓			X		
2. CCB analyzed every 10 samples, at end of sequence & within criteria (±RL)?	✓			X		
C. Sample Results						
1. Were samples with concentrations > the linear range diluted and reanalyzed ?			✓			X
2. All reported results bracketed by in control QC ?	✓			X		
3. Sample analyses done within holding time ?	✓			X		
D. Quality Control						
1. LCS per prep batch and within QC limits ? *(LCSD, where applicable)*	✓			X		
2. Method blank done per prep batch and < RL. Method blank RL supports the lowest RL reported for the batch?	✓			X		
3. MS/MSD run at required frequency and evaluated? MS/MSD reported properly and calculated correctly?	✓			X		
4. Duplicate samples run at required frequency (duplicate sample performed per matrix encountered)?			✓			X
E. Titrant						
1. Titrant standardized?			✓			X
2. If no, standardization expires			✓			
F. Other						
1. Are all nonconformances documented appropriately (NCM or narrative)?			✓			X
2. Calculations checked for error ?	✓			X		
3. Transcriptions checked for error ?	✓			X		
4. All client/project specific requirements met ?	✓			X		
5. Date/time of preparation and analysis verified as correct ?	✓			X		
6. Units verified as correct?	✓			X		
7. Dilutions have been properly applied and RL's adjusted appropriately?			✓			X
8. SOP followed?	✓			X		
9. Calculations checked at minimum frequency (at least 20%, 100% for QC)?	✓			X		
10. All reagent and standard numbers recorded in logbook?	✓			X		
11. Edits dated and initialed	✓			X		

Comment on any "NO" response(s):

Level I reviewer: Tom Han Dunn **Date:** 9/15/9

Level II Reviewer: Melissa A. Fuller Lustfaerl **Date:** 9/16/09

N:\Inorganics\spreadsheets2\Use This Wet Chem_Level I.doc
Corporate Policy, QA-012
Revision date: 08/25/00

9257198 9/15/9
Reported 9/14 6
9257224, 7 8, 31
9060, 4511, 5310C

****
** OI Analytical Model 1010 TOC **
** RUN SETUP **
****

Operator: Unknown
Data Path: C:\PROGRA~1\OIANAL~2\TOCREP~1\DATA10\091409
WinTOC Version: 5.2 Firmware Version: 5.2
WinTOC Revision: rev 241 Firmware Revision: rev 364

Report To File: Enabled Naming Mode: Automatic
Prefix: 0914 Index: 0

****
** CONFIGURATION **
****

Analysis Mode: TOC Spl Intro: Autosampler 53
Remote Start : OFF

Loop Size: 1 mL Actual Volume 1mL 5mL 10mL 25mL

Loop A (uL):	1000	5000	10000	25000
Loop B (uL):	1000	5000	10000	25000

Tray Type: 53 Vial Vial Option: Septum Piercing
Needle Depth: 95 % Preacid Volume (uL): 200
Wash Needle Depth: 94 % Preacid Purge Time (min:sec): 0:30

phosphoric Acid wr 91060
Sodium persulfate wr 91040
LCS P153-516
CCV TC 9065

	TIC	TOC	TC
Blank	----	----	----
Average:	300	892	260

Linearization Coeff: 61000

Sample Transfer Times (sec)

	Initial Fill			Loop Fill			Sample Inject
	Non-AS	AS	AS w/Sep	Non-AS	AS	AS w/Sep	(all)
1mL:	6.0	4.5	4.0	1.2	1.2	1.2	4.5
5mL:	8.1	7.2	6.8	5.1	5.1	4.2	9.3
10mL:	14.2	12.2	11.0	10.5	10.5	11.0	16.5
25mL:	35.0	35.0	32.0	n/a	n/a	n/a	38.0

Analog Concentration Signal indicates TOC
Analog Conc. Signal Timer is OFF, Timer duration (h:m:s): 00:00:00
Min Signal Range: 0.000 ppmC, Max Signal Range: 0.000 ppmC

Alarms DISABLED
Alarm Relay Timer is OFF, Timer duration (h:m:s): 00:00:00

Conc. Alarm Setpoints (ppm C)

	Low	High
TIC:	0.000	0.000
TOC:	0.000	0.000
TC:	0.000	0.000

****
** CALIBRATION **
****

070109 Tue Jun 30 19:58:27 2009

Std. #	Used	Conc. (ppm)	Volume (mL)		
1	Yes	0.500	2.000	RF (ugC/k-cts):	1.590
2	Yes	5.000	2.000	R-Squared:	0.9987
3	Yes	10.000	2.000	Offset (cts):	873
4	Yes	25.000	2.000	Offset (ugC):	-1.388
5	Yes	50.000	2.000	Calibration Mode:	TOC
				Allow Editing:	No

Rep	Std. 1	Std. 2	Std. 3	Std. 4	Std. 5
1	2911	6604	12450	32249	63996
2	-	-	-	-	-
3	-	-	-	-	-
4	-	-	-	-	-
5	-	-	-	-	-
6	-	-	-	-	-
7	-	-	-	-	-
8	-	-	-	-	-
9	-	-	-	-	-
10	-	-	-	-	-

(* = unused)

****
** METHODS **
****

TOC Mon Jun 29 13:47:37 2009
Acid Volume: 200 uL Rinse Volume (mL): 20
Oxidant Volume: 1000 uL Rinses Per Rep: 0
Auto-Repeat Time: 00:00:00 (hr:min:sec) Rinses Per Sample: 1

	TIC	TOC	TC
React: (min:sec):	02:00	02:30	00:30
Detect: (min:sec):	01:15	01:30	00:45

****
** SEQUENCE **
****

091409 Mon Sep 14 08:01:49 2009

Start Pos/Vial #: 1, Stop Pos/Vial #: 5

Pos/ Vial	Sample Name	Method	Run Type	# Rep	Vol (mL)	# Blk	Dil Fact	Ovr Rng	Remarks
1	ZZZZZ	toc	Sample	3	2.000	0	1.00	No	
2	ICV	toc	Sample	1	2.000	0	1.00	No	
3	ICB	toc	Sample	1	2.000	0	1.00	No	
4	LCS	toc	Sample	1	2.000	0	1.00	No	P153-51
5	LCS2	toc	Sample	1	2.000	0	1.00	No	

Pos#	Remarks
4	P153-516 TV 34.7

Pos#	Path for Trend Data file
4	C:\PROGRA~1\OIANAL~2\TOCREP~1\DATA10\TREND\2.CSV

****
** RESULTS - 091409 **

****

Pos/Vial: 1 Name: ZZZZZ Analyzed: 14Sep2009 08:11
Run ID: 0 Meth: toc Vol (mL): 2.000
Remarks: <none>

SAMPLES			TIC Area	TIC Mass	TIC Conc	TOC Area	TOC Mass	TOC Conc	TC Area	TC Mass	TC Conc
Rep	Datafile	Date Time	(cts)	(ugC)	(ppm)	(cts)	(ugC)	(ppm)	(cts)	(ugC)	(ppm)
1	0914000	14Sep2009 08:11	-	-	-	479	0.000	0.000	-	-	-
2	0914000	14Sep2009 08:19	-	-	-	363	0.000	0.000	-	-	-
3	0914000	14Sep2009 08:28	-	-	-	295	0.000	0.000	-	-	-
Avg						379	0.000	0.000			
Std.Dev.						93.038					
RSD (%)						24.55					

Pos/Vial: 2 Name: ICV Analyzed: 14Sep2009 08:39
Run ID: 1 Meth: toc Vol (mL): 2.000
Remarks: <none>

SAMPLES			TIC Area	TIC Mass	TIC Conc	TOC Area	TOC Mass	TOC Conc	TC Area	TC Mass	TC Conc
Rep	Datafile	Date Time	(cts)	(ugC)	(ppm)	(cts)	(ugC)	(ppm)	(cts)	(ugC)	(ppm)
1	0914001	14Sep2009 08:39	-	-	-	32338	49.996	24.998	-	-	-

TV = 25

Pos/Vial: 3 Name: ICB Analyzed: 14Sep2009 08:49
Run ID: 2 Meth: toc Vol (mL): 2.000
Remarks: <none>

SAMPLES			TIC Area	TIC Mass	TIC Conc	TOC Area	TOC Mass	TOC Conc	TC Area	TC Mass	TC Conc
Rep	Datafile	Date Time	(cts)	(ugC)	(ppm)	(cts)	(ugC)	(ppm)	(cts)	(ugC)	(ppm)
1	0914002	14Sep2009 08:49	-	-	-	860	0.000	0.000	-	-	-

9257231, 9257198

Pos/Vial: 4 Name: LCS Analyzed: 14Sep2009 09:00
Run ID: 3 Meth: toc Vol (mL): 2.000
Remarks: P153-516 ~~TV 34.7~~ 69.4 @ 2X

SAMPLES			TIC Area	TIC Mass	TIC Conc	TOC Area	TOC Mass	TOC Conc	TC Area	TC Mass	TC Conc
Rep	Datafile	Date Time	(cts)	(ugC)	(ppm)	(cts)	(ugC)	(ppm)	(cts)	(ugC)	(ppm)
1	0914003	14Sep2009 09:00	-	-	-	46143	71.944	35.972	-	-	-

9257224, 67.8 ✓ TV 9/15/9

X 2 71.944

Pos/Vial: 5 Name: LCS2 Analyzed: 14Sep2009 09:10
Run ID: 4 Meth: toc Vol (mL): 2.000
Remarks: <none>

SAMPLES			TIC Area	TIC Mass	TIC Conc	TOC Area	TOC Mass	TOC Conc	TC Area	TC Mass	TC Conc
Rep	Datafile	Date Time	(cts)	(ugC)	(ppm)	(cts)	(ugC)	(ppm)	(cts)	(ugC)	(ppm)
1	0914004	14Sep2009 09:10	-	-	-	46234	72.089	36.044	-	-	-

X 2

9257231, 9257198

72.088

Run ID: 5 Meth: toc Vol (mL): 2.000
Remarks: <none>

SAMPLES			TIC	TIC	TIC	TOC	TOC	TOC	TC	TC	TC
			Area	Mass	Conc	Area	Mass	Conc	Area	Mass	Conc
Rep	Datafile	Date Time	(cts)	(ugC)	(ppm)	(cts)	(ugC)	(ppm)	(cts)	(ugC)	(ppm)
1	0914011	14Sep2009 11:04	-	-	-	32572	50.368	25.184	-	-	-

Pos/Vial: 7 Name: CCB Analyzed: 14Sep2009 11:14
Run ID: 6 Meth: toc Vol (mL): 2.000
Remarks: <none>

SAMPLES			TIC	TIC	TIC	TOC	TOC	TOC	TC	TC	TC
			Area	Mass	Conc	Area	Mass	Conc	Area	Mass	Conc
Rep	Datafile	Date Time	(cts)	(ugC)	(ppm)	(cts)	(ugC)	(ppm)	(cts)	(ugC)	(ppm)
1	0914012	14Sep2009 11:14	-	-	-	805	0.000	0.000	-	-	-

9257229, 6, 7, 8

****
** SEQUENCE **
****

091409B Mon Sep 14 11:21:30 2009

Start Pos/Vial #: 1, Stop Pos/Vial #: 11

Pos/ Vial	Sample Name	Method Type	Run Rep	# Vol (mL)	# Dil Blk	Ovr Fact	Remarks Rng
1	LKMA3	toc	Sample	1 2.000	0	1.00	No
2	LKMA3-MS	toc	Sample	1 2.000	0	1.00	No
3	LKMA3-MSD	toc	Sample	1 2.000	0	1.00	No
4	LJ685	toc	Sample	4 2.000	0	1.00	No
5	LJ685-MS	toc	Sample	1 2.000	0	1.00	No
6	LJ685-MSD	toc	Sample	1 2.000	0	1.00	No
7	LKHFT-DOC	toc	Sample	4 2.000	0	1.00	No
8	LKHFT-MS	toc	Sample	1 2.000	0	1.00	No
9	LKHFT-MSD	toc	Sample	1 2.000	0	1.00	No
10	CCV	toc	Sample	1 2.000	0	1.00	No
11	CCB	toc	Sample	1 2.000	0	1.00	No

TOC

****
** RESULTS - 091409B **
****

Pos/Vial: 1 Name: LKMA3 Analyzed: 14Sep2009 11:32
Run ID: 7 Meth: toc Vol (mL): 2.000
Remarks: <none>

SAMPLES			TIC	TIC	TIC	TOC	TOC	TOC	TC	TC	TC
			Area	Mass	Conc	Area	Mass	Conc	Area	Mass	Conc
Rep	Datafile	Date Time	(cts)	(ugC)	(ppm)	(cts)	(ugC)	(ppm)	(cts)	(ugC)	(ppm)
1	0914013	14Sep2009 11:32	-	-	-	6496	8.910	4.455	-	-	-

Pos/Vial: 2 Name: LKMA3-MS Analyzed: 14Sep2009 11:43
Run ID: 1 Meth: toc Vol (mL): 2.000
Remarks: <none>

SAMPLES			TIC Area	TIC Mass	TIC Conc	TOC Area	TOC Mass	TOC Conc	TC Area	TC Mass	TC Conc
Rep	Datafile	Date Time	(cts)	(ugC)	(ppm)	(cts)	(ugC)	(ppm)	(cts)	(ugC)	(ppm)
1	0914014	14Sep2009 11:43	-	-	-	18759	28.406	14.203	-	-	-

LKMA3-MS 28.406

Pos/Vial: 3 Name: LKMA3-MSD Analyzed: 14Sep2009 11:53
Run ID: 2 Meth: toc Vol (mL): 2.000
Remarks: <none>

SAMPLES			TIC Area	TIC Mass	TIC Conc	TOC Area	TOC Mass	TOC Conc	TC Area	TC Mass	TC Conc
Rep	Datafile	Date Time	(cts)	(ugC)	(ppm)	(cts)	(ugC)	(ppm)	(cts)	(ugC)	(ppm)
1	0914015	14Sep2009 11:53	-	-	-	19456	29.515	14.757	-	-	-

29.514

Pos/Vial: 4 Name: LJ685 Analyzed: 14Sep2009 12:02
Run ID: 3 Meth: toc Vol (mL): 2.000
Remarks: <none>

SAMPLES			TIC Area	TIC Mass	TIC Conc	TOC Area	TOC Mass	TOC Conc	TC Area	TC Mass	TC Conc
Rep	Datafile	Date Time	(cts)	(ugC)	(ppm)	(cts)	(ugC)	(ppm)	(cts)	(ugC)	(ppm)
1	0914016	14Sep2009 12:02	-	-	-	4120	5.132	2.566	-	-	-
2	0914016	14Sep2009 12:10	-	-	-	3931	4.832	2.416	-	-	-
3	0914016	14Sep2009 12:18	-	-	-	3772	4.579	2.289	-	-	-
4	0914016	14Sep2009 12:28	-	-	-	3782	4.595	2.297	-	-	-
Avg						3901	4.784	2.392			
Std.Dev.						162.955					
RSD (%)						4.18					

Pos/Vial: 5 Name: LJ685-MS Analyzed: 14Sep2009 12:38
Run ID: 4 Meth: toc Vol (mL): 2.000
Remarks: <none>

SAMPLES			TIC Area	TIC Mass	TIC Conc	TOC Area	TOC Mass	TOC Conc	TC Area	TC Mass	TC Conc
Rep	Datafile	Date Time	(cts)	(ugC)	(ppm)	(cts)	(ugC)	(ppm)	(cts)	(ugC)	(ppm)
1	0914017	14Sep2009 12:38	-	-	-	19114	28.971	14.486	-	-	-

28.972

Pos/Vial: 6 Name: LJ685-MSD Analyzed: 14Sep2009 12:49
Run ID: 5 Meth: toc Vol (mL): 2.000
Remarks: <none>

SAMPLES			TIC Area	TIC Mass	TIC Conc	TOC Area	TOC Mass	TOC Conc	TC Area	TC Mass	TC Conc
Rep	Datafile	Date Time	(cts)	(ugC)	(ppm)	(cts)	(ugC)	(ppm)	(cts)	(ugC)	(ppm)
1	0914018	14Sep2009 12:49	-	-	-	18009	27.214	13.607	-	-	-

27.214

Pos/Vial: 7 Name: LKHFT-DOC Analyzed: 14Sep2009 12:57
Run ID: 6 Meth: toc Vol (mL): 2.000
Remarks: <none>

SAMPLES			TIC Area	TIC Mass	TIC Conc	TOC Area	TOC Mass	TOC Conc	TC Area	TC Mass	TC Conc
Rep	Datafile	Date Time	(cts)	(ugC)	(ppm)	(cts)	(ugC)	(ppm)	(cts)	(ugC)	(ppm)
1	0914019	14Sep2009 12:57	-	-	-	14663	21.894	10.947	-	-	-
2	0914019	14Sep2009 13:05	-	-	-	14033	20.893	10.446	-	-	-
3	0914019	14Sep2009 13:14	-	-	-	11191	16.374	8.187	-	-	-
4	0914019	14Sep2009 13:23	-	-	-	11911	17.519	8.759	-	-	-
Avg						12949	19.170	9.585			
Std.Dev.						1661.411					
RSD (%)						12.83					

LKHFT-DOC

Pos/Vial: 8 Name: LKHFT-MS Analyzed: 14Sep2009 13:34
Run ID: 7 Meth: toc Vol (mL): 2.000
Remarks: <none>

SAMPLES			TIC Area	TIC Mass	TIC Conc	TOC Area	TOC Mass	TOC Conc	TC Area	TC Mass	TC Conc
Rep	Datafile	Date Time	(cts)	(ugC)	(ppm)	(cts)	(ugC)	(ppm)	(cts)	(ugC)	(ppm)
1	0914020	14Sep2009 13:34	-	-	-	23144	35.378	17.689	-	-	-

35.378

Pos/Vial: 9 Name: LKHFT-MSD Analyzed: 14Sep2009 13:44
Run ID: 8 Meth: toc Vol (mL): 2.000
Remarks: <none>

SAMPLES			TIC Area	TIC Mass	TIC Conc	TOC Area	TOC Mass	TOC Conc	TC Area	TC Mass	TC Conc
Rep	Datafile	Date Time	(cts)	(ugC)	(ppm)	(cts)	(ugC)	(ppm)	(cts)	(ugC)	(ppm)
1	0914021	14Sep2009 13:44	-	-	-	22201	33.879	16.939	-	-	-

33.878

Pos/Vial: 10 Name: CCV Analyzed: 14Sep2009 13:55
Run ID: 9 Meth: toc Vol (mL): 2.000
Remarks: <none>

SAMPLES			TIC Area	TIC Mass	TIC Conc	TOC Area	TOC Mass	TOC Conc	TC Area	TC Mass	TC Conc
Rep	Datafile	Date Time	(cts)	(ugC)	(ppm)	(cts)	(ugC)	(ppm)	(cts)	(ugC)	(ppm)
1	0914022	14Sep2009 13:55	-	-	-	32171	49.730	24.865	-	-	-

Pos/Vial: 11 Name: CCB Analyzed: 14Sep2009 14:05
Run ID: 10 Meth: toc Vol (mL): 2.000
Remarks: <none>

SAMPLES			TIC Area	TIC Mass	TIC Conc	TOC Area	TOC Mass	TOC Conc	TC Area	TC Mass	TC Conc
Rep	Datafile	Date Time	(cts)	(ugC)	(ppm)	(cts)	(ugC)	(ppm)	(cts)	(ugC)	(ppm)
1	0914023	14Sep2009 14:05	-	-	-	767	0.000	0.000	-	-	-

****
** SEQUENCE **
****

091409C Mon Sep 14 14:13:56 2009

MSRUN 9257191

Test America

Method 310.1

1664

Leach P925101

9257338, 9, 44

Analyst BW
LCS P167506
Date 9/2/09

with multiplier	Sample Name	Run Date	Run Time	Conductivity	pH	P-Alk	Total Alk	BiCarbonate	Carbonate	Hydroxide	Fluoride	Acid Volume	Acidity
	PH 7	09/12/2009	12:24 PM	0000.00	6.9837	0.0000	0.0000	0.0000	0.0000	0.0000	0.0000	.00	.00
	LKFET L-BLK 1AM	09/12/2009	12:33 PM	0000.00	7.2118	0.0000	4.2531	4.2531	0.0000	0.0000	0.0000	.00	.00
	LKAPF	09/12/2009	12:44 PM	0000.00	7.5590	0.0000	19.8598	19.8598	0.0000	0.0000	0.0000	.00	.00
34942.612	LK9AE 20X	09/12/2009	1:25 PM	0000.00	10.8965	854.0652	1747.1306	39.0001	1708.1305	0.0000	0.0000	.00	.00
35667.786	LK9A1 20X	09/12/2009	2:07 PM	0000.00	10.8981	854.9374	1753.3893	43.5144	1709.8749	0.0000	0.0000	.00	.00
2667.364	LKALF 5X	09/12/2009	2:26 PM	0000.00	7.6514	0.0000	533.4728	533.4728	0.0000	0.0000	0.0000	.00	.00
2574.584	LKALJ 5X	09/12/2009	2:44 PM	0000.00	7.6474	0.0000	514.9168	514.9168	0.0000	0.0000	0.0000	.00	.00
4071.042	LKALP 5X	09/12/2009	3:08 PM	0000.00	7.9433	0.0000	814.2084	814.2084	0.0000	0.0000	0.0000	.00	.00
	LKCC9	09/12/2009	4:02 PM	0000.00	12.4838	2144.7000	2237.5125	0.0000	185.6250	2051.8875	0.0000	.00	.00
	LKCHP	09/12/2009	4:21 PM	0000.00	8.2721	1.1686	531.5605	529.2234	2.3372	0.0000	0.0000	.00	.00
	LKCHQ	09/12/2009	4:35 PM	0000.00	8.1998	0.0000	273.2494	273.2494	0.0000	0.0000	0.0000	.00	.00
	PH 7A	09/12/2009	4:41 PM	0000.00	6.9692	0.0000	0.0000	0.0000	0.0000	0.0000	0.0000	.00	.00
	LKCHQ MS	09/12/2009	5:01 PM	0000.00	9.7142	152.1031	588.2738	284.0676	304.2062	0.0000	0.0000	.00	.00
	LKCHQ MSD	09/12/2009	5:20 PM	0000.00	9.6811	139.1038	551.8373	273.6296	278.2077	0.0000	0.0000	.00	.00
	LKCH1	09/12/2009	5:41 PM	0000.00	11.7167	428.7609	503.2323	0.0000	148.9428	354.2895	0.0000	.00	.00
4220.234	LKCH2 10X	09/12/2009	5:59 PM	0000.00	11.1192	281.7687	422.0234	0.0000	280.5093	141.5141	0.0000	.00	.00
1.3124 BR 9/14/9	LKCJC	09/12/2009	6:24 PM	0000.00	8.1853	3.2226	870.6257	864.1806	6.4452	0.0000	0.0000	.00	.00
	LKDK1	09/12/2009	6:35 PM	0000.00	6.4024	0.0000	72.6347	72.6347	0.0000	0.0000	0.0000	.00	.00
1.3124	LKDLM 2X	09/12/2009	6:40 PM	0000.00	4.5725	0.0000	0.6562	0.6562	0.0000	0.0000	0.0000	.00	.00
4935.852	LKEW7 10X	09/12/2009	6:59 PM	0000.00	11.4247	336.9517	493.5852	0.0000	313.2672	180.3181	0.0000	.00	.00

needs rerun @ 1X

North Canton

Analyst_____
LCS _____
Date _____

	Sample Name	Run Date	Run Time	Conductivity	pH	P-Alk	Total Alk	BiCarbonate	Carbonate	Hydroxide	Fluoride	Acid Volume	Acidity
378.7395	LKEXK 5X	09/12/2009	7:14 PM	0000.00	10.3649	35.2771	75.7479	5.1938	70.5541	0.0000	0.0000	.00	.00
1652.524	LKEXL 5X	09/12/2009	7:31 PM	0000.00	11.2622	225.4016	330.5048	0.0000	210.2064	120.2984	0.0000	.00	.00
	PH 7B	09/12/2009	7:37 PM	0000.00	6.9734	0.0000	0.0000	0.0000	0.0000	0.0000	0.0000	.00	.00
	LCS 2=42.9	09/12/2009	7:49 PM	0000.00	8.7975	15.2807	42.3550	11.7936	30.5613	0.0000	0.0000	.00	.00
	BLK 2	09/12/2009	7:59 PM	0000.00	7.7025	0.0000	3.6638	3.6638	0.0000	0.0000	0.0000	.00	.00
350.7775	LKEXP 5X	09/12/2009	8:13 PM	0000.00	10.3152	33.4214	70.1555	3.3126	66.8429	0.0000	0.0000	.00	.00
282.494	LKEXW 5X	09/12/2009	8:25 PM	0000.00	8.9081	3.6396	56.4988	49.2195	7.2793	0.0000	0.0000	.00	.00
821.393	LKEXX 5X	09/12/2009	8:39 PM	0000.00	10.2287	75.6845	164.2786	12.9096	151.3690	0.0000	0.0000	.00	.00
935.9625	LKEX1 5X	09/12/2009	8:53 PM	0000.00	8.6987	6.7318	187.1925	173.7289	13.4636	0.0000	0.0000	.00	.00
8594.596	LKEX3 5X	09/12/2009	9:33 PM	0000.00	10.6519	765.5574	1718.9192	187.8043	1531.1149	0.0000	0.0000	.00	.00
853.2525	LKEX5 5X	09/12/2009	9:47 PM	0000.00	10.2408	80.4624	170.7705	9.8456	160.9249	0.0000	0.0000	.00	.00
	LKHFT	09/12/2009	9:58 PM	0000.00	6.7125	0.0000	109.5304	109.5304	0.0000	0.0000	0.0000	.00	.00
	LKHFT MS	09/12/2009	10:17 PM	0000.00	7.8338	0.0000	531.8897	531.8897	0.0000	0.0000	0.0000	.00	.00
	PH 7C	09/12/2009	10:23 PM	0000.00	6.9857	0.0000	0.0000	0.0000	0.0000	0.0000	0.0000	.00	.00
	LKHFT MSD	09/12/2009	10:42 PM	0000.00	7.8030	0.0000	544.0519	544.0519	0.0000	0.0000	0.0000	.00	.00
	PH 7D	09/12/2009	10:47 PM	0000.00	6.9877	0.0000	0.0000	0.0000	0.0000	0.0000	0.0000	.00	.00

Test America

1666

Analyst_____
LCS _____
Date _____

Sample Name	Run Date	Run Time	Conductivity	pH	P-Alk	Total Alk	BiCarbonate	Carbonate	Hydroxide	Fluoride	Acid Volume	Acidity
PH 7	09/12/2009	10:23 AM	0000.00	6.9897	0.0000	0.0000	0.0000	0.0000	0.0000	0.0000	.00	.00
PH 10	09/12/2009	11:20 AM	0000.00	9.9965	0.0000	0.0000	0.0000	0.0000	0.0000	0.0000	.00	.00
LCS=42.9	09/12/2009	11:33 AM	0000.00	8.9257	20.1083	45.5164	5.2998	40.2166	0.0000	0.0000	.00	.00
BLK	09/12/2009	11:42 AM	0000.00	8.9196	0.3832	3.9452	3.1789	0.7663	0.0000	0.0000	.00	.00
PH 7A	09/12/2009	11:48 AM	0000.00	6.9857	0.0000	0.0000	0.0000	0.0000	0.0000	0.0000	.00	.00

North Canton

Case Narrative

TestAmerica West Sacramento Project Number A9I090172

General Comments

Note: Per the method, a laboratory control sample (LCS) & synthetic matrix check sample (SMCS) were analyzed with the samples. Both have been reported under the LCS report under the following work orders:
LCS – LKT0A1AC
SMCS – LKT0A1AD

There are no anomalies associated with this project.

North Canton

TestAmerica Laboratories, Inc.

Laboratory TestAmerica West Sacramento
880 Riverside Parkway
West Sacramento, CA 95605

SAMPLE ANALYSIS REQUISTION
Lab Request SR114731

Report Package: Expanded Deliverables
Need Analytical Report 2009-09-23

Client Code: 375241

Project Manager: PAT OMEARA

Sample I.D.	Work Order Number	Client Sample ID	Sampling Date	Analysis Required
A9I090172-1	LKHFD	MSA-DMW3D-090809	2009-09-08 9:35	WATER, 6850, 6850,Perchlorate-Sacramento
A9I090172-2	LKHFT	MSA-MW14I-090809	2009-09-08 12:55	WATER, 6850, 6850,Perchlorate-Sacramento
A9I090172-3	LKHGC	MSA-MW14D-090809	2009-09-08 11:50	WATER, 6850, 6850,Perchlorate-Sacramento
A9I090172-4	LKHGM	MSA-DMW5I-090809	2009-09-08 14:35	WATER, 6850, 6850,Perchlorate-Sacramento
A9I090172-7	LKHGR	MSA-MW6-090809	2009-09-08 11:55	WATER, 6850, 6850,Perchlorate-Sacramento
A9I090172-8	LKHGV	MSA-DMW1S-090809	2009-09-08 14:00	WATER, 6850, 6850,Perchlorate-Sacramento
A9I090172-9	LKHGX	MSA-MW5-090809	2009-09-08 17:10	WATER, 6850, 6850,Perchlorate-Sacramento
A9I090172-10	LKHG1	DMW11I-090809	2009-09-08 11:07	WATER, 6850, 6850,Perchlorate-Sacramento
A9I090172-11	LKHG3	DMW11S-090809	2009-09-08 12:30	WATER, 6850, 6850,Perchlorate-Sacramento
A9I090172-12	LKHG6	MSA-MW3-090809	2009-09-08 14:13	WATER, 6850, 6850,Perchlorate-Sacramento
A9I090172-13	LKHG7	MSA-MW4-090809	2009-09-08 17:32	WATER, 6850, 6850,Perchlorate-Sacramento

Please use **Client Sample ID** for report

Call PAT OMEARA with questions at 330-497-9396

at the TAL North Canton Laboratory

Shipping Method: FED EX

Need detection limit and analysis date included in report.

Please send a signed copy of this form with the report at completion of analysis.

Relinquished by. _____ Date/Time 9/9/09 1410

Relinquished by. _____ Date/Time _____

Received for lab by. _____ Date/Time 9-10-09 1325

PLEASE RETURN ORIGINAL SAMPLE ANALYSIS REQUISITION

2260

TestAmerica
THE LEADER IN ENVIRONMENTAL TESTING

LOT RECEIPT CHECKLIST
TestAmerica West Sacramento

CLIENT TAL - N Canton PM KD LOG # 60618

LOT# (QUANTIMS ID) A9I090172 QUOTE# NA LOCATION WZA

	Initials	Date
DATE RECEIVED 9-10-09 TIME RECEIVED 1070	dt	9-10-09

DELIVERED BY
- ☑ FEDEX
- ☐ CA OVERNIGHT
- ☐ CLIENT
- ☐ AIRBORNE
- ☐ GOLDENSTATE
- ☐ DHL
- ☐ UPS
- ☐ BAX GLOBAL
- ☐ GO-GETTERS
- ☐ TAL COURIER
- ☐ VALLEY LOGISTICS
- ☐ MORGAN HILL COURIER
- ☐ OTHER

CUSTODY SEAL STATUS ☑ INTACT ☐ BROKEN ☐ N/A

CUSTODY SEAL #(S) Seal

SHIPPPING CONTAINER(S) ☑ TAL ☐ CLIENT ☐ N/A

TEMPERTURE RECORD (IN °C) IR 4 ☐ 5 ☑ ☐ OTHER _____

COC #(S) NA

TEMPERATURE BLANK Observed. 0 Corrected. 2

SAMPLE TEMPERATURE

Observed. 0 1 2 Average: 1 Corrected Average: 3

COLLECTOR'S NAME. ☐ Verified from COC ☑ Not on COC

pH MEASURED ☐ YES ☐ ANOMALY ☑ N/A

LABELED BY.....

LABELS CHECKED BY...

PEER REVIEW _____ ☑ N/A

SHORT HOLD TEST NOTIFICATION

SAMPLE RECEIVING
- WETCHEM ☑ N/A
- VOA-ENCORES ☑ N/A

☐ METALS NOTIFIED OF FILTER/PRESERVE VIA VERBAL & EMAIL ☑ N/A

☑ COMPLETE SHIPMENT RECEIVED IN GOOD CONDITION WITH APPROPRIATE TEMPERATURES, CONTAINERS, PRESERVATIVES ☐ N/A

☐ CLOUSEAU ☐ TEMPERATURE EXCEEDED (2 °C – 6 °C)* ☑ N/A

☐ WET ICE ☐ BLUE ICE ☐ GEL PACK ☐ NO COOLING AGENTS USED ☐ PM NOTIFIED

Notes: _____

*1 Acceptable temperature range for State of Wisconsin samples is≤4°C.

North Canton

LEAVE NO SPACES BLANK. USE "N/A" IF NOT APPLICABLE

QA-185 4/09 RKE

TestAmerica
THE LEADER IN ENVIRONMENTAL TESTING

TestAmerica West Sacramento

LCMS Data Review Checklist

Lot ID: A9I090172 Test: Perchlorate-Waters PM: PJO

Prep Batch(es) 9258425 6850

A. Calibration/Instrument Run QC	Analyst	Reviewer	N/A
1. ICAL or ICAL Summary and CCV included.	✓	✓	
2. ICAL, CCV Frequency & Criteria met.	✓	✓	
3. Peaks correctly ID'd by data system.	✓	✓	
4. Copy of logbook for ICAL included	✓	✓	
5. Tune check frequency & criteria met and copy included.	✓	✓	
6. Method Number is identified on data.	✓	✓	
B. QA/QC			
1. Method blank, LCS/LCSD and MS/SD frequencies met.	✓	✓	
2. LCS/LCSD and MB data is included.	✓	✓	
3. LCS/LCSD and MB data are within control limits. If not, NCM is present in Clouseau.	✓	✓	
4. MS/MSD data complete.	✓	✓	
5. Holding Times were met.	✓	✓	
6. All samples within tune time.	✓	✓	
C. Sample Analysis			
1. Logbook copies for all injections made, including ICV standards and ICAL.	✓	✓	
2. Logbooks/prep sheets properly filled out.	✓	✓	
3. Manual Integrations reviewed and appropriate.	✓	N/A *	✓
4. All raw data for samples is included (applies to unused data as well)	✓	✓	
5. All analytes correctly reported.	✓	✓	
6. Correct reporting limits used. (based on client request, prep factors, and dilutions)	✓	✓	
D. Documentation			
1. Are all nonconformances documented appropriately?		N/A	✓
2. Quantims entry correct, including dates and times.	✓	✓	
3. Appropriate footnotes used.	✓	✓	
4. Report sheets included and error-free.	✓	✓	

Analyst: JRB Date: 9/17/09

2nd Level Reviewer: DEGen Date: 9-21-2009

Comments:

* on unused data No narrative required.

North Canton Rack

TestAmerica West Sacramento
ESC-Extraction Master Sheet

TestAmerica
THE LEADER IN ENVIRONMENTAL TESTING

Holding Time Due: 10/02/09 | Project Due: 9/18/09
BATCH #: 9258425 | Initiated By: TP | Date: 9/15/09
Test #: Perchlorate - L 6850 | Extn Comp'd By: TP | Date: 9/15/09

QC Code	Lab ID	Sample Size / Initial Mass (mL)	Final Volume / Final Mass (mL)	Difference in Mass
	MB	20.00	20.00	TP 9/15/09
C	LCS	20.00	20.00	
	A9I050193-01	20.00	20.00	
S	A9I050193-01MS	20.00	20.00	
D	A9I050193-01MSD	20.00	20.00	
	A9I050193-02	20.00	20.00	
	A9I050193-03	20.00	20.00	
	A9I090172-01	20.00	20.00	
	A9I090172-02	20.00	20.00	
	A9I090172-03	20.00	20.00	
	A9I090172-04	20.00	20.00	
	A9I090172-07	20.00	20.00	
	A9I090172-08	20.00	20.00	
	A9I090172-09	20.00	20.00	
	A9I090172-10	20.00	20.00	
	A9I090172-11	20.00	20.00	
	A9I090172-12	20.00	20.00	
	A9I090172-13	20.00	20.00	
	SMCS	20.00	20.00	
	TP 9/15/09			

SOP No.: WS-LC-0012

EXTRACTION COMMENTS:

Dried by/Date: N/A Ground/Sieved by/Date N/A

Cleanup by/Date TP 9/15/09 Dilution by/Date N/A

Final Vialling/Date TP 9/15/09

QC Codes	Standard Information				
	Volume	STD ID	Exp. Date	STD Name/Conc.	ppm/ppb
All	200ul	E090727E	3/15/10	Perchlorate Surr	
C,S,D	100ul	E090609T	12/9/09	Perchlorate Spike	1.0

Spiked By / Date: TP 9/15/09 Witnessed By / Date: SR 9/15/09

QC Codes: B = MB, C = LCS, L = LCSD, S = MS, D = SD, FB = Filter Blank

North Canton

RQC058

TestAmerica Laboratories, Inc.
EXTRACTION BENCH WORKSHEET

Run Date: 9/15/09
Time: 18:00:44

LEV 1	LEV 2		LEV 1	LEV 2	
Y	-	Blank	Y	-	Weights/Volumes
Y	-	Check	Y	-	Spike & Surrogate Worksheet
Y	-	MS/MSD	Y	-	Vial contains correct volume
			-	-	Labels, greenbars, worksheets
					computer batch: correct & all match
			-	-	Anomalies to Extraction Method

- Expanded Deliverable
- COC Completed
- Y Bench Sheet Copied
- Package Submitted to AnalyticalGroup
- Bench Sheet Copied per COC

Extractionist: 002448 Tuan Q. Phan

Concentrationist: 002448 Tuan Q. Phan

Reviewer/Date: PHANT / 9/15/09

****
* *
* QC BATCH: 9258425 *
* *
****

PREP DATE: 9/15/09 15:00
COMP DATE: 9/15/09 17:00

6850, Perchlorate by LC/MS/MS
FILTRATION (DISS)

EXTR EXPR	ANL DUE	LOT#,MSRUN#/ WORK ORDER	TEST FLGS	EXT	MTH	MATRIX	INIT/FIN WT/VOL	PH"S INIT	PH"S ADJT	ADJ2	SOLVENTS EXTRACTION	SOLVENTS VOL	SOLVENTS EXCHANGE	SOLVENTS VOL	SPIKE STANDARD/ SURROGATE ID
0/00/00	9/18/09	A9I050193-001 9258276 **LKE18-1-CQ**	D	87	9B	WATER	**20.00mL** 20.00mL	NA	NA	NA	H2O	20.0		.0	200UL-E090727E
COMMENTS:															
0/00/00	9/18/09	A9I050193-001 9258276 **LKE18-1-CTS**	D	87	9B	WATER	**20.00mL** 20.00mL	NA	NA	NA	H2O	20.0		.0	100UL-E090609T 200UL-E090727E
COMMENTS:															
0/00/00	9/18/09	A9I050193-001 9258276 **LKE18-1-CUD**	D	87	9B	WATER	**20.00mL** 20.00mL	NA	NA	NA	H2O	20.0		.0	100UL-E090609T 200UL-E090727E
COMMENTS:															
0/00/00	9/18/09	A9I050193-002 9258276 **LKE2K-1-CQ**	D	87	9B	WATER	**20.00mL** 20.00mL	NA	NA	NA	H2O	20.0		.0	200UL-E090727E
COMMENTS:															
0/00/00	9/18/09	A9I050193-003 9258276 **LKE2P-1-CN**	D	87	9B	WATER	**20.00mL** 20.00mL	NA	NA	NA	H2O	20.0		.0	200UL-E090727E
COMMENTS:															
0/00/00	9/23/09	A9I090172-001 9258276 **LKHFD-1-CN**	D	87	9B	WATER	**20.00mL** 20.00mL	NA	NA	NA	H2O	20.0		.0	200UL-E090727E
COMMENTS:															
0/00/00	9/23/09	A9I090172-002 9258276 **LKHFT-1-CO**	D	87	9B	WATER	**20.00mL** 20.00mL	NA	NA	NA	H2O	20.0		.0	200UL-E090727E
COMMENTS:															

RQC058

TestAmerica Laboratories, Inc.
EXTRACTION BENCH WORKSHEET

Run Date: 9/15/09
Time: 18:00:44

****
* *
* QC BATCH: 9258425 *
* *
****

PREP DATE: 9/15/09 15:00
COMP DATE: 9/15/09 17:00

EXTR EXPR	ANL DUE	LOT#,MSRUN#/ WORK ORDER	TEST FLGS	EXT	MTH	MATRIX	INIT/FIN WT/VOL	PH"S INIT	PH"S ADJ1	PH"S ADJ2	SOLVENTS EXTRACTION	SOLVENTS VOL	SOLVENTS EXCHANGE	SOLVENTS VOL	SPIKE STANDARD/ SURROGATE ID
0/00/00	9/23/09	A9I090172-003 9258276 LKHGC-1-CN	D	87	9B	WATER	**20.00mL** 20.00mL	NA	NA	NA	H2O	20.0		.0	200UL-E090727E
COMMENTS:															
0/00/00	9/23/09	A9I090172-004 9258276 LKHGM-1-CN	D	87	9B	WATER	**20.00mL** 20.00mL	NA	NA	NA	H2O	20.0		.0	200UL-E090727E
COMMENTS:															
0/00/00	9/23/09	A9I090172-007 9258276 LKHGR-1-CQ	D	87	9B	WATER	**20.00mL** 20.00mL	NA	NA	NA	H2O	20.0		.0	200UL-E090727E
COMMENTS:															
0/00/00	9/23/09	A9I090172-008 9258276 LKHGV-1-CQ	D	87	9B	WATER	**20.00mL** 20.00mL	NA	NA	NA	H2O	20.0		.0	200UL-E090727E
COMMENTS:															
0/00/00	9/23/09	A9I090172-009 9258276 LKHGX-1-CQ	D	87	9B	WATER	**20.00mL** 20.00mL	NA	NA	NA	H2O	20.0		.0	200UL-E090727E
COMMENTS:															
0/00/00	9/23/09	A9I090172-010 9258276 LKHG1-1-CQ	D	87	9B	WATER	**20.00mL** 20.00mL	NA	NA	NA	H2O	20.0		.0	200UL-E090727E
COMMENTS:															
0/00/00	9/23/09	A9I090172-011 9258276 LKHG3-1-CQ	D	87	9B	WATER	**20.00mL** 20.00mL	NA	NA	NA	H2O	20.0		.0	200UL-E090727E
COMMENTS:															
0/00/00	9/23/09	A9I090172-012 9258276 LKHG6-1-CQ	D	87	9B	WATER	**20.00mL** 20.00mL	NA	NA	NA	H2O	20.0		.0	200UL-E090727E
COMMENTS:															
0/00/00	9/23/09	A9I090172-013 9258276 LKHG7-1-CQ	D	87	9B	WATER	**20.00mL** 20.00mL	NA	NA	NA	H2O	20.0		.0	200UL-E090727E
COMMENTS:															
0/00/00	0/00/00	G9I150000-425 LKT0A-1-AAB		87	9B	WATER	**20.00mL** 20.00mL	NA	NA	NA	H2O	20.0		.0	200UL-E090727E
COMMENTS:															

RQC058

TestAmerica Laboratories, Inc.
EXTRACTION BENCH WORKSHEET

Run Date: 9/15/09
Time: 18:00:44

****
* *
* QC BATCH: 9258425 *
* *
****

PREP DATE: 9/15/09 15:00
COMP DATE: 9/15/09 17:00

EXTR EXPR	ANL DUE	LOT#,MSRUN#/ WORK ORDER	TEST FLGS	EXT	MTH	MATRIX	INIT/FIN WT/VOL	INIT	PH"S ADJ1	ADJ2	SOLVENTS EXTRACTION	VOL	EXCHANGE	VOL	SPIKE STANDARD/ SURROGATE ID
0/00/00	0/00/00	G9I150000-425 LKT0A-1-ACC		87	9B	WATER	**20.00mL** 20.00mL	NA	NA	NA	H2O	20.0		.0	100UL-E090609T 200UL-E090727E
COMMENTS:															
0/00/00	0/00/00	G9I150000-425 LKT0A-1-ADC		87	9B	WATER	**20.00mL** 20.00mL	NA	NA	NA	H2O	20.0		.0	100UL-E090609T 200UL-E090727E
COMMENTS:															

SMCS 2991-105E; .45 FILTER MILLIPORE R9AN55780
.20 FILTER MILEX LOT R8PN43195
DIONEX BA/AG/H LOT 090831-2.5

R = RUSH C = CLP
E = EPA 600 D = EXP.DEL)
M = CLIENT REQ MS/MSD

NUMBER OF WORK ORDERS IN BATCH: 19

Rack

TestAmerica
THE LEADER IN ENVIRONMENTAL TESTING

West Sacramento

Preparation Data Review Checklist

Prep Batch(es) 9258425 Test:

Prep Date: 9/15/09 Holding Times: 10/02/09 NCM: Y (N)

A. Spike Witness/Batch setup	Spike Witness	Reviewer
1. Holding times checked? NCMs filed as appropriate	✓	✓
2. QAS checked for QC instructions (LCS, LCSD, MS,MSD, etc)	✓	✓
3. Amount of samples in hood match amount of samples on bench sheet. Sample IDS match.	✓	NA
4. Worksheets have been checked for required spiking compounds	✓	✓
5. Spiking volumes are correctly documented	✓	✓
6. Std ID numbers on spike labels match numbers on bench sheet	✓	NA
7 Expiration dates have been checked	✓	✓
8. Calibration expiration dates on pipettors have been checked	✓	NA
9. Spiker and spike witness have signed and dated bench sheet	✓	✓
B. Weights and Volumes		
1. Recorded weights are in anticipated range	NA	✓
2 Balance upload or raw data for weights is included	NA	✓
3. Weights and volumes have been transcribed correctly to LIMS.	NA	✓
4. Weights are not targeted to meet exact weights	NA	✓
5. Each weight or volume measurement is a unique record (no dittos or line downs)	NA	✓
C. Standards and Reagents		
1. Lot numbers for all reagents, including clean up stages, are recorded.	NA	✓
2. Are dates and analysts for cleanups recorded?	NA	✓
3. Are correct IDs used for standards? Are expiration dates to day/month/year, when listed?	NA	✓
D. Documentation		
1 Are all nonconformances documented appropriately?	NA	✓
2. QuantIMs entry correct, including dates and times	NA	✓
3. Are all fields completed?	NA	✓

Spike witness: SL Date: 9/15/09

2nd Level Reviewer: ✓ Date 9/15/09

Comments:

QQQ Checktune Report

Instrument Name	Instrument 1	**MS Model**	G6410A
Tune Date & Time	2009-09-15 11:29		
Data Path	D:\MassHunter\Tune\QQQ\atunes.tune.xml		
Ion Source	ESI		
Ionization Mode	ESI		

Negative Results

Analyzer: MS1 ***Polarity: Negative*** ***Width: Unit***

m/z	m/z Exp	Tolerance	Delta	Result	FWHM	FWHM Exp	Tolerance	Delta	Result	Abundance	Minimum1	Result
112.99	112.99	0.10	0.00	Pass	0.70	0.70	0.10	0.00	Pass	89684	0	Pass
301.99	302.00	0.10	-0.01	Pass	0.69	0.70	0.10	-0.01	Pass	348236	0	Pass
601.93	601.98	0.10	-0.05	Pass	0.69	0.70	0.10	-0.01	Pass	965137	0	Pass
1033.98	1033.99	0.10	-0.01	Pass	0.70	0.70	0.10	0.00	Pass	449408	0	Pass
1333.97	1333.97	0.10	0.00	Pass	0.70	0.70	0.10	0.00	Pass	529219	0	Pass
1633.93	1633.95	0.10	-0.02	Pass	0.72	0.70	0.10	0.02	Pass	527088	0	Pass

Analyzer: MS2 ***Polarity: Negative*** ***Width: Unit***

m/z	m/z Exp	Tolerance	Delta	Result	FWHM	FWHM Exp	Tolerance	Delta	Result	Abundance	Minimum1	Result
113.00	112.99	0.10	0.01	Pass	0.72	0.70	0.10	0.02	Pass	284110	0	Pass
301.98	302.00	0.10	-0.02	Pass	0.70	0.70	0.10	0.00	Pass	273820	0	Pass
601.98	601.98	0.10	0.00	Pass	0.71	0.70	0.10	0.01	Pass	452623	0	Pass
1034.00	1033.99	0.10	0.01	Pass	0.70	0.70	0.10	0.00	Pass	142663	0	Pass
1333.98	1333.97	0.10	0.01	Pass	0.70	0.70	0.10	0.00	Pass	258165	0	Pass
1633.96	1633.95	0.10	0.01	Pass	0.73	0.70	0.10	0.03	Pass	272661	0	Pass

Analyzer: MS1 ***Polarity: Negative*** ***Width: Wide***

m/z	m/z Exp	Tolerance	Delta	Result	FWHM	FWHM Exp	Tolerance	Delta	Result	Abundance	Minimum1	Result
112.99	112.99	0.30	0.00	Pass	1.17	1.20	0.60	-0.03	Pass	98934	0	Pass
301.95	302.00	0.30	-0.05	Pass	1.19	1.20	0.60	-0.01	Pass	451289	0	Pass
601.95	601.98	0.30	-0.03	Pass	1.22	1.20	0.60	0.02	Pass	1305475	0	Pass
1033.89	1033.99	0.30	-0.10	Pass	1.22	1.20	0.60	0.02	Pass	713512	0	Pass
1333.88	1333.97	0.30	-0.09	Pass	1.24	1.20	0.60	0.04	Pass	972115	0	Pass
1633.95	1633.95	0.30	0.00	Pass	1.19	1.20	0.60	-0.01	Pass	1088968	0	Pass

QQQ Checktune Report

Analyzer: MS2 ***Polarity: Negative*** ***Width: Wide***

m/z	m/z Exp	Tolerance	Delta	Result	FWHM	FWHM Exp	Tolerance	Delta	Result	Abundance	Minimum1	Result
113.02	112.99	0.30	0.03	Pass	1.18	1.20	0.60	-0.02	Pass	365914	0	Pass
301.97	302.00	0.30	-0.03	Pass	1.24	1.20	0.60	0.04	Pass	409446	0	Pass
601.92	601.98	0.30	-0.06	Pass	1.25	1.20	0.60	0.05	Pass	724404	0	Pass
1033.93	1033.99	0.30	-0.06	Pass	1.24	1.20	0.60	0.04	Pass	285828	0	Pass
1333.95	1333.97	0.30	-0.02	Pass	1.20	1.20	0.60	0.00	Pass	503671	0	Pass
1633.96	1633.95	0.30	0.01	Pass	1.19	1.20	0.60	-0.01	Pass	494402	0	Pass

Analyzer: MS1 ***Polarity: Negative*** ***Width: Widest***

m/z	m/z Exp	Tolerance	Delta	Result	FWHM	FWHM Exp	Tolerance	Delta	Result	Abundance	Minimum1	Result
112.92	112.99	0.50	-0.07	Pass	2.68	2.50	1.25	0.18	Pass	108625	0	Pass
301.91	302.00	0.50	-0.09	Pass	2.67	2.50	1.25	0.17	Pass	624586	0	Pass
601.94	601.98	0.50	-0.04	Pass	2.67	2.50	1.25	0.17	Pass	1690023	0	Pass
1033.92	1033.99	0.50	-0.07	Pass	2.65	2.50	1.25	0.15	Pass	1021511	0	Pass
1333.93	1333.97	0.50	-0.04	Pass	2.62	2.50	1.25	0.12	Pass	1548162	0	Pass
1634.03	1633.95	0.50	0.08	Pass	2.43	2.50	1.25	-0.07	Pass	2007027	0	Pass

Analyzer: MS2 ***Polarity: Negative*** ***Width: Widest***

m/z	m/z Exp	Tolerance	Delta	Result	FWHM	FWHM Exp	Tolerance	Delta	Result	Abundance	Minimum1	Result
112.87	112.99	0.50	-0.12	Pass	2.72	2.50	1.25	0.22	Pass	445060	0	Pass
301.91	302.00	0.50	-0.09	Pass	2.69	2.50	1.25	0.19	Pass	634689	0	Pass
601.89	601.98	0.50	-0.09	Pass	2.65	2.50	1.25	0.15	Pass	1342316	0	Pass
1033.95	1033.99	0.50	-0.04	Pass	2.53	2.50	1.25	0.03	Pass	658921	0	Pass
1333.94	1333.97	0.50	-0.03	Pass	2.55	2.50	1.25	0.05	Pass	1199850	0	Pass
1634.01	1633.95	0.50	0.06	Pass	2.48	2.50	1.25	-0.02	Pass	1412232	0	Pass

' NOTE: 1) Actual abundances depend on many factors and are instrument specific.
To change the minimum abundance, edit the values on the "Options" sheet.

QQQ Checktune Report

Instrument Name	Instrument 1	**MS Model**	G6410A
Tune Date & Time	2009-09-16 15:41		
Data Path	D:\MassHunter\Tune\QQQ\atunes.tune.xml		
Ion Source	ESI		
Ionization Mode	ESI		

Negative Results

Analyzer: MS1 ***Polarity: Negative*** ***Width: Unit***

m/z	m/z Exp	Tolerance	Delta	Result	FWHM	FWHM Exp	Tolerance	Delta	Result	Abundance	Minimum1	Result
113.00	112.99	0.10	0.01	Pass	0.69	0.70	0.10	-0.01	Pass	66766	0	Pass
301.99	302.00	0.10	-0.01	Pass	0.69	0.70	0.10	-0.01	Pass	310351	0	Pass
601.95	601.98	0.10	-0.03	Pass	0.66	0.70	0.10	-0.04	Pass	941730	0	Pass
1033.96	1033.99	0.10	-0.03	Pass	0.68	0.70	0.10	-0.02	Pass	375803	0	Pass
1333.95	1333.97	0.10	-0.02	Pass	0.71	0.70	0.10	0.01	Pass	424370	0	Pass
1633.98	1633.95	0.10	0.03	Pass	0.69	0.70	0.10	-0.01	Pass	458609	0	Pass

Analyzer: MS2 ***Polarity: Negative*** ***Width: Unit***

m/z	m/z Exp	Tolerance	Delta	Result	FWHM	FWHM Exp	Tolerance	Delta	Result	Abundance	Minimum1	Result
113.00	112.99	0.10	0.01	Pass	0.71	0.70	0.10	0.01	Pass	240233	0	Pass
301.99	302.00	0.10	-0.01	Pass	0.69	0.70	0.10	-0.01	Pass	256598	0	Pass
601.98	601.98	0.10	0.00	Pass	0.71	0.70	0.10	0.01	Pass	449530	0	Pass
1034.01	1033.99	0.10	0.02	Pass	0.70	0.70	0.10	0.00	Pass	131466	0	Pass
1333.99	1333.97	0.10	0.02	Pass	0.69	0.70	0.10	-0.01	Pass	245630	0	Pass
1633.99	1633.95	0.10	0.04	Pass	0.73	0.70	0.10	0.03	Pass	262523	0	Pass

Analyzer: MS1 ***Polarity: Negative*** ***Width: Wide***

m/z	m/z Exp	Tolerance	Delta	Result	FWHM	FWHM Exp	Tolerance	Delta	Result	Abundance	Minimum1	Result
113.00	112.99	0.30	0.01	Pass	1.16	1.20	0.60	-0.04	Pass	72284	0	Pass
301.96	302.00	0.30	-0.04	Pass	1.28	1.20	0.60	0.08	Pass	388721	0	Pass
601.97	601.98	0.30	-0.01	Pass	1.16	1.20	0.60	-0.04	Pass	1316328	0	Pass
1033.87	1033.99	0.30	-0.12	Pass	1.29	1.20	0.60	0.09	Pass	601206	0	Pass
1333.86	1333.97	0.30	-0.11	Pass	1.27	1.20	0.60	0.07	Pass	734637	0	Pass
1633.95	1633.95	0.30	0.00	Pass	1.22	1.20	0.60	0.02	Pass	872988	0	Pass

QQQ Checktune Report

Analyzer: MS2 ***Polarity: Negative*** ***Width: Wide***

m/z	m/z Exp	Tolerance	Delta	Result	FWHM	FWHM Exp	Tolerance	Delta	Result	Abundance	Minimum1	Result
113.02	112.99	0.30	0.03	Pass	1.18	1.20	0.60	-0.02	Pass	306290	0	Pass
301.97	302.00	0.30	-0.03	Pass	1.24	1.20	0.60	0.04	Pass	388088	0	Pass
601.94	601.98	0.30	-0.04	Pass	1.23	1.20	0.60	0.03	Pass	735742	0	Pass
1033.95	1033.99	0.30	-0.04	Pass	1.23	1.20	0.60	0.03	Pass	267044	0	Pass
1333.96	1333.97	0.30	-0.01	Pass	1.21	1.20	0.60	0.01	Pass	471251	0	Pass
1633.97	1633.95	0.30	0.02	Pass	1.19	1.20	0.60	-0.01	Pass	474268	0	Pass

Analyzer: MS1 ***Polarity: Negative*** ***Width: Widest***

m/z	m/z Exp	Tolerance	Delta	Result	FWHM	FWHM Exp	Tolerance	Delta	Result	Abundance	Minimum1	Result
112.91	112.99	0.50	-0.08	Pass	2.72	2.50	1.25	0.22	Pass	89038	0	Pass
301.90	302.00	0.50	-0.10	Pass	2.71	2.50	1.25	0.21	Pass	584163	0	Pass
601.91	601.98	0.50	-0.07	Pass	2.68	2.50	1.25	0.18	Pass	1746107	0	Pass
1033.84	1033.99	0.50	-0.15	Pass	2.71	2.50	1.25	0.21	Pass	896458	0	Pass
1333.92	1333.97	0.50	-0.05	Pass	2.62	2.50	1.25	0.12	Pass	1343534	0	Pass
1634.01	1633.95	0.50	0.06	Pass	2.45	2.50	1.25	-0.05	Pass	1781928	0	Pass

Analyzer: MS2 ***Polarity: Negative*** ***Width: Widest***

m/z	m/z Exp	Tolerance	Delta	Result	FWHM	FWHM Exp	Tolerance	Delta	Result	Abundance	Minimum1	Result
112.87	112.99	0.50	-0.12	Pass	2.73	2.50	1.25	0.23	Pass	372088	0	Pass
301.88	302.00	0.50	-0.12	Pass	2.76	2.50	1.25	0.26	Pass	535782	0	Pass
601.90	601.98	0.50	-0.08	Pass	2.64	2.50	1.25	0.14	Pass	1410393	0	Pass
1033.96	1033.99	0.50	-0.03	Pass	2.54	2.50	1.25	0.04	Pass	609454	0	Pass
1333.95	1333.97	0.50	-0.02	Pass	2.53	2.50	1.25	0.03	Pass	1126678	0	Pass
1634.01	1633.95	0.50	0.06	Pass	2.60	2.50	1.25	0.10	Pass	1213714	0	Pass

' NOTE: 1) Actual abundances depend on many factors and are instrument specific.
To change the minimum abundance, edit the values on the "Options" sheet.

METHOD BLANK REPORT

HPLC - Mass. Spec.

Client Lot #...: A9I090172 **Work Order #...:** LKT0A1AA **Matrix.....:** WATER
MB Lot-Sample #: G9I150000-425

Prep Date.....: 09/15/09
Analysis Date..: 09/16/09 **Prep Batch #...:** 9258425
Dilution Factor: 1

PARAMETER	RESULT	REPORTING LIMIT	UNITS	METHOD
Perchlorate	ND	0.50	ug/L	SW846 6850

NOTE(S):

Calculations are performed before rounding to avoid round-off errors in calculated results.

LABORATORY CONTROL SAMPLE EVALUATION REPORT

HPLC - Mass. Spec.

Client Lot #...: A9I090172 Work Order #...: LKT0A1AC Matrix.....: WATER
LCS Lot-Sample#: G9I150000-425
Prep Date.....: 09/15/09 Analysis Date..: 09/16/09
Prep Batch #...: 9258425
Dilution Factor: 1

PARAMETER	PERCENT RECOVERY	RECOVERY LIMITS	METHOD
Perchlorate	93	(80 - 120)	SW846 6850

NOTE(S):

Calculations are performed before rounding to avoid round-off errors in calculated results.

Bold print denotes control parameters

LABORATORY CONTROL SAMPLE DATA REPORT

HPLC - Mass. Spec.

Client Lot #...: A9I090172 Work Order #...: LKT0A1AC Matrix.....: WATER
LCS Lot-Sample#: G9I150000-425
Prep Date.....: 09/15/09 Analysis Date..: 09/16/09
Prep Batch #...: 9258425
Dilution Factor: 1

PARAMETER	SPIKE AMOUNT	MEASURED AMOUNT	UNITS	PERCENT RECOVERY	METHOD
Perchlorate	5.0	4.7	ug/L	93	SW846 6850

NOTE(S):

Calculations are performed before rounding to avoid round-off errors in calculated results.

Bold print denotes control parameters

LABORATORY CONTROL SAMPLE EVALUATION REPORT

HPLC - Mass. Spec.

Client Lot #...: A9I090172 Work Order #...: LKT0A1AD Matrix.....: WATER
LCS Lot-Sample#: G9I150000-425
Prep Date.....: 09/15/09 Analysis Date..: 09/16/09
Prep Batch #...: 9258425
Dilution Factor: 1

PARAMETER	PERCENT RECOVERY	RECOVERY LIMITS	METHOD
Perchlorate	97	(80 - 120)	SW846 6850

NOTE(S):

Calculations are performed before rounding to avoid round-off errors in calculated results.

Bold print denotes control parameters

LABORATORY CONTROL SAMPLE DATA REPORT

HPLC - Mass. Spec.

Client Lot #...: A9I090172 **Work Order #...:** LKT0A1AD **Matrix.....:** WATER
LCS Lot-Sample#: G9I150000-425
Prep Date.....: 09/15/09 **Analysis Date..:** 09/16/09
Prep Batch #...: 9258425
Dilution Factor: 1

PARAMETER	SPIKE AMOUNT	MEASURED AMOUNT	UNITS	PERCENT RECOVERY	METHOD
Perchlorate	**5.0**	**4.8**	**ug/L**	**97**	**SW846 6850**

NOTE(S):

Calculations are performed before rounding to avoid round-off errors in calculated results.

Bold print denotes control parameters

MATRIX SPIKE SAMPLE EVALUATION REPORT

HPLC - Mass. Spec.

Client Lot #...: A9I090172 **Work Order #...:** LKE181CT-MS **Matrix.....:** WATER
MS Lot-Sample #: A9I050193-001 LKE181CU-MSD
Date Sampled...: 09/04/09 10:45 **Date Received..:** 09/05/09
Prep Date.....: 09/15/09 **Analysis Date..:** 09/16/09
Prep Batch #...: 9258425
Dilution Factor: 1

PARAMETER	PERCENT RECOVERY	RECOVERY LIMITS	RPD	RPD LIMITS	METHOD
Perchlorate	95	(80 - 120)			SW846 6850
	93	(80 - 120)	1.9	(0-15)	SW846 6850

NOTE(S):

Calculations are performed before rounding to avoid round-off errors in calculated results.

Bold print denotes control parameters

MATRIX SPIKE SAMPLE DATA REPORT

HPLC - Mass. Spec.

Client Lot #...: A9I090172 **Work Order #...:** LKE181CT-MS **Matrix.....:** WATER
MS Lot-Sample #: A9I050193-001 LKE181CU-MSD
Date Sampled...: 09/04/09 10:45 **Date Received..:** 09/05/09
Prep Date.....: 09/15/09 **Analysis Date..:** 09/16/09
Prep Batch #...: 9258425
Dilution Factor: 1

PARAMETER	SAMPLE AMOUNT	SPIKE AMT	MEASRD AMOUNT	UNITS	PERCNT RECVRY	RPD	METHOD
Perchlorate	ND	5.0	4.7	ug/L	95		SW846 6850
	ND	5.0	4.7	ug/L	93	1.9	SW846 6850

NOTE(S):

Calculations are performed before rounding to avoid round-off errors in calculated results.

Bold print denotes control parameters

TestAmerica Inc.
Perchlorate by 6850/DOD Handbook SAC-LC-0012

Batch Data Path D:\Masshunter\Data\perchlorate_3KNM191731VE\09152009-PERC\QuantResults\15SE09-6850-001.batch.xml

Sequence Table

Data File	Sample Name	Position	Level	Sample Type	Acq. Date & Time
15SE09-6850-005.d	Blank with IS	P2-B1		Sample	9/15/2009 14:39
15SE09-6850-006.d	ICAL_1 Perchlorate Std 0.15ng/mL	P2-B2	1	Calibration	9/15/2009 14:51
15SE09-6850-007.d	ICAL_2 Perchlorate Std 0.30ng/mL	P2-B3	2	Calibration	9/15/2009 15:04
15SE09-6850-008.d	ICAL_3 Perchlorate Std 0.50ng/mL	P2-B4	3	Calibration	9/15/2009 15:16
15SE09-6850-009.d	ICAL_4 Perchlorate Std 1.0ng/mL	P2-B5	4	Calibration	9/15/2009 15:28
15SE09-6850-010.d	ICAL_5 Perchlorate Std 2.0ng/mL	P2-B6	5	Calibration	9/15/2009 15:41
15SE09-6850-011.d	ICAL_6 Perchlorate Std 5.0ng/mL	P2-B7	6	Calibration	9/15/2009 15:53
15SE09-6850-012.d	ICAL_7 Perchlorate Std 10ng/mL	P2-B8	7	Calibration	9/15/2009 16:06
15SE09-6850-013.d	ICAL_8 Perchlorate Std 20ng/mL	P2-B9	8	Calibration	9/15/2009 16:18
15SE09-6850-014.d	ICV Perchlorate Std 5.0ng/mL	P2-C2	ICV	QC	9/15/2009 16:31
15SE09-6850-015.d	Blank with IS	P2-C1		Sample	9/15/2009 16:43
15SE09-6850-016.d	LODV Perchlorate Std 0.15ng/mL	P2-B2	LODV	QC	9/15/2009 16:55
15SE09-6850-017.d	CCV_5 Perchlorate Std 2.0ng/mL	P2-B6	CCV5	QC	9/15/2009 17:08
15SE09-6850-018.d	G9I120000-MB, 9255095, 20mL/20mL	P1-A1		Sample	9/15/2009 17:23
15SE09-6850-019.d	G9I120000-LCS, 9255095, 20mL/20mL	P1-A2	LCS	QC	9/15/2009 17:35
15SE09-6850-020.d	G9I120000-SMCS, 9255095, 20mL/20mL	P1-A3	SMCS	QC	9/15/2009 17:48
15SE09-6850-021.d	A9I030268-2 5X, 9255039, 20mL/20mL	P2-F1		Sample	9/15/2009 18:00
15SE09-6850-022.d	A9H290161-7 10X, 9253449, 20mL/20mL	P2-F2		Sample	9/15/2009 18:13
15SE09-6850-023.d	A9I030186-1, 9255039, 20mL/20mL	P1-A4		Sample	9/15/2009 18:25
15SE09-6850-024.d	A9I030186-1MS, 9255039, 20mL/20mL	P1-A5	MS	QC	9/15/2009 18:38
15SE09-6850-025.d	A9I030186-1SD, 9255039, 20mL/20mL	P1-A6	MS	QC	9/15/2009 18:54
15SE09-6850-026.d	A9I030186-2, 9255039, 20mL/20mL	P1-A7		Sample	9/15/2009 19:07
15SE09-6850-027.d	A9I030186-3, 9255039, 20mL/20mL	P1-A8		Sample	9/15/2009 19:19
15SE09-6850-028.d	CCV_4 Perchlorate Std 1.0ng/mL	P2-B5	CCV4	QC	9/15/2009 19:32
15SE09-6850-029.d	A9I030186-4, 9255039, 20mL/20mL	P1-A9		Sample	9/15/2009 19:44
15SE09-6850-030.d	A9I030186-5, 9255039, 20mL/20mL	P1-B1		Sample	9/15/2009 19:56
15SE09-6850-031.d	A9I030186-6, 9255039, 20mL/20mL	P1-B2		Sample	9/15/2009 20:09
15SE09-6850-032.d	A9I040243-1, 9255039, 20mL/20mL	P1-B3		Sample	9/15/2009 20:21
15SE09-6850-033.d	A9I040243-2, 9255039, 20mL/20mL	P1-B4		Sample	9/15/2009 20:36
15SE09-6850-034.d	A9I040243-3, 9255039, 20mL/20mL	P1-B5		Sample	9/15/2009 20:49

North Canton

TestAmerica Inc.

Perchlorate by 6850/DOD Handbook SAC-LC-0012

Data File	Sample Name	Position	Level	Sample Type	Acq. Date & Time
15SE09-6850-035.d	A9I040243-4, 9255039, 20mL/20mL	P1-B6		Sample	9/15/2009 21:01
15SE09-6850-036.d	A9I040243-6, 9255039, 20mL/20mL	P1-B7		Sample	9/15/2009 21:14
15SE09-6850-037.d	A9I040243-7, 9255039, 20mL/20mL	P1-B8		Sample	9/15/2009 21:26
15SE09-6850-038.d	A9I040243-8, 9255039, 20mL/20mL	P1-B9		Sample	9/15/2009 21:39
15SE09-6850-039.d	CCV_5 Perchlorate Std 2.0ng/mL	P2-B6	CCV5	QC	9/15/2009 21:51
15SE09-6850-040.d	A9I040243-9, 9255039, 20mL/20mL	P1-C1		Sample	9/15/2009 22:03
15SE09-6850-041.d	A9I040243-10, 9255039, 20mL/20mL	P1-C2		Sample	9/15/2009 22:16
15SE09-6850-042.d	A9I040243-11, 9255039, 20mL/20mL	P1-C3		Sample	9/15/2009 22:28
15SE09-6850-043.d	G9I040000-MB, 9247467, 20mL/20mL	P1-C4		Sample	9/15/2009 22:41
15SE09-6850-044.d	G9I040000-LCS, 9247467, 20mL/20mL	P1-C5	LCS	QC	9/15/2009 22:53
15SE09-6850-045.d	G9I040000-SMCS, 9247467, 20mL/20mL	P1-C6		Sample	9/15/2009 23:06
15SE09-6850-046.d	G9H270346-21, 9247467, 20mL/20mL	P1-C7		Sample	9/15/2009 23:18
15SE09-6850-047.d	G9H270346-21MS, 9247467, 20mL/20mL	P1-C8		Sample	9/15/2009 23:30
15SE09-6850-048.d	G9H270346-21SD, 9247467, 20mL/20mL	P1-C9		Sample	9/15/2009 23:43
15SE09-6850-049.d	G9H280335-3, 9247467, 20mL/20mL	P1-D1		Sample	9/15/2009 23:55
15SE09-6850-050.d	CCV_5 Perchlorate Std 2.0ng/mL	P2-B6	CCV5	QC	9/16/2009 0:08
15SE09-6850-051.d	G9H290183-14, 9247467, 20mL/20mL	P1-D2		Sample	9/16/2009 0:20
15SE09-6850-052.d	G9H290183-15, 9247467, 20mL/20mL	P1-D3		Sample	9/16/2009 0:33
15SE09-6850-053.d	G9I010327-10, 9247467, 20mL/20mL	P1-D4		Sample	9/16/2009 0:45
15SE09-6850-054.d	G9I010329-18, 9247467, 20mL/20mL	P1-D5		Sample	9/16/2009 0:58
15SE09-6850-055.d	G9I010329-19, 9247467, 20mL/20mL	P1-D6		Sample	9/16/2009 1:10
15SE09-6850-056.d	G9I040000-MB, 9247454, 20mL/20mL	P1-D7		Sample	9/16/2009 1:22
15SE09-6850-057.d	G9I040000-LCS, 9247454, 20mL/20mL	P1-D8	LCS	QC	9/16/2009 1:35
15SE09-6850-058.d	G9I040000-SMCS, 9247454, 20mL/20mL	P1-D9	SMCS	QC	9/16/2009 1:47
15SE09-6850-059.d	G9H290182-1, 9247454, 20mL/20mL	P1-E1		Sample	9/16/2009 2:00
15SE09-6850-060.d	G9H290182-2, 9247454, 20mL/20mL	P1-E2		Sample	9/16/2009 2:12
15SE09-6850-061.d	CCV_4 Perchlorate Std 1.0ng/mL	P2-B5	CCV4	QC	9/16/2009 2:25
15SE09-6850-062.d	G9H290182-3, 9247454, 20mL/20mL	P1-E3		Sample	9/16/2009 2:37
15SE09-6850-063.d	G9H290182-3MS, 9247454, 20mL/20mL	P1-E4	MS	QC	9/16/2009 2:49
15SE09-6850-064.d	G9H290182-3SD, 9247454, 20mL/20mL	P1-E5	MS	QC	9/16/2009 3:02
15SE09-6850-065.d	G9H290182-4, 9247454, 20mL/20mL	P1-E6		Sample	9/16/2009 3:14
15SE09-6850-066.d	G9H290182-5, 9247454, 20mL/20mL	P1-E7		Sample	9/16/2009 3:27
15SE09-6850-067.d	A9I020192-1 RI, 9254350, 20mL/20mL	P1-E8		Sample	9/16/2009 3:39
15SE09-6850-068.d	G9I150000-MB, 9258425, 20mL/20mL	P1-E9	MS	QC	9/16/2009 3:52
15SE09-6850-069.d	G9I150000-LCS, 9258425, 20mL/20mL	P1-F1	MS	QC	9/16/2009 4:04
15SE09-6850-070.d	G9I150000-SMCS, 9258425, 20mL/20mL	P1-F2		Sample	9/16/2009 4:16

2176

TestAmerica Inc.

Perchlorate by 6850/DOD Handbook SAC-LC-0012

Data File	Sample Name	Position	Level	Sample Type	Acq. Date & Time
15SE09-6850-071.d	A9I050193-1, 9258425, 20mL/20mL	P1-F3		Sample	9/16/2009 4:29
15SE09-6850-072.d	CCV_5 Perchlorate Std 2.0ng/mL	P2-B6	CCV5	QC	9/16/2009 4:41
15SE09-6850-073.d	A9I050193-1MS, 9258425, 20mL/20mL	P1-F4		Sample	9/16/2009 4:54
15SE09-6850-074.d	A9I050193-1SD, 9258425, 20mL/20mL	P1-F5		Sample	9/16/2009 5:06
15SE09-6850-075.d	A9I050193-2, 9258425, 20mL/20mL	P1-F6		Sample	9/16/2009 5:19
15SE09-6850-076.d	A9I050193-3, 9258425, 20mL/20mL	P1-F7		Sample	9/16/2009 5:31
15SE09-6850-077.d	A9I090172-1, 9258425, 20mL/20mL — Not used	P1-F8		Sample	9/16/2009 5:43
15SE09-6850-078.d	A9I090172-2, 9258425, 20mL/20mL	P1-F9		Sample	9/16/2009 5:56
15SE09-6850-079.d	A9I090172-3, 9258425, 20mL/20mL	P2-E1	LCS	QC	9/16/2009 6:08
15SE09-6850-080.d	A9I090172-4, 9258425, 20mL/20mL	P2-E2	SMCS	QC	9/16/2009 6:21
15SE09-6850-081.d	A9I090172-7, 9258425, 20mL/20mL	P2-E3		Sample	9/16/2009 6:33
15SE09-6850-082.d	A9I090172-8, 9258425, 20mL/20mL	P2-E4		Sample	9/16/2009 6:46
15SE09-6850-083.d	CCV_4 Perchlorate Std 1.0ng/mL	P2-B5	CCV4	QC	9/16/2009 6:58
15SE09-6850-084.d	A9I090172-9, 9258425, 20mL/20mL	P2-E5		Sample	9/16/2009 7:10
15SE09-6850-085.d	A9I090172-10, 9258425, 20mL/20mL	P2-E6	MS	QC	9/16/2009 7:23
15SE09-6850-086.d	A9I090172-11, 9258425, 20mL/20mL	P2-E7	MS	QC	9/16/2009 7:35
15SE09-6850-087.d	A9I090172-12, 9258425, 20mL/20mL	P2-E8		Sample	9/16/2009 7:48
15SE09-6850-088.d	A9I090172-13, 9258425, 20mL/20mL	P2-E9		Sample	9/16/2009 8:00
15SE09-6850-089.d	A9I030186-1SD RI, 9255039, 20mL/20mL	P1-A6	MS	QC	9/16/2009 8:13
15SE09-6850-090.d	G9H270346-1 RI, 9240360, 2.99g/10mL	P2-F4		Sample	9/16/2009 8:25
15SE09-6850-091.d	G9H270346-2 RI, 9240360, 3.01g/10mL	P2-F5		Sample	9/16/2009 8:37
15SE09-6850-092.d	G9H270346-5 RI, 9240360, 3.01g/10mL	P2-F6		Sample	9/16/2009 8:50
15SE09-6850-093.d	G9H270346-11 RI, 9240360, 3.00g/10mL	P2-F7		Sample	9/16/2009 9:02
15SE09-6850-094.d	CCV_5 Perchlorate Std 2.0ng/mL	P2-B6	CCV5	QC	9/16/2009 9:15
15SE09-6850-095.d	LODV Perchlorate Std 0.15ng/mL	P2-B2	LODV	QC	9/16/2009 9:27
15SE09-6850-096.d	LODV Perchlorate Std 0.15ng/mL	P2-B2	LODV	QC	9/16/2009 9:40

Quantitation Results

Compound *Perchlorate*

Data File	Compound	Sample Type	Exp Conc	Response	Accuracy	Final Conc.
15SE09-6850-005.d	Perchlorate	Sample				
15SE09-6850-006.d	Perchlorate	Calibration	0.1500	2408	116.6	
15SE09-6850-007.d	Perchlorate	Calibration	0.3000	4697	101.6	
15SE09-6850-008.d	Perchlorate	Calibration	0.5000	7902	98.2	
15SE09-6850-009.d	Perchlorate	Calibration	1.0000	15709	94.2	
15SE09-6850-010.d	Perchlorate	Calibration	2.0000	31935	97.6	

TestAmerica Inc.

Perchlorate by 6850/DOD Handbook SAC-LC-0012

Data File	Compound	Sample Type	Exp Conc	Response	Accuracy	Final Conc.
15SE09-6850-011.d	Perchlorate	Calibration	5.0000	78987	91.0	
15SE09-6850-012.d	Perchlorate	Calibration	10.0000	157491	96.2	
15SE09-6850-013.d	Perchlorate	Calibration	20.0000	319442	104.6	
15SE09-6850-014.d	Perchlorate	QC	5.0000	78506	95.3	
15SE09-6850-015.d	Perchlorate	Sample				
15SE09-6850-016.d	Perchlorate	QC	0.1500	2254	113.7	
15SE09-6850-017.d	Perchlorate	QC	2.0000	32347	102.8	
15SE09-6850-018.d	Perchlorate	Sample				
15SE09-6850-019.d	Perchlorate	QC	5.0000	70929	95.6	
15SE09-6850-020.d	Perchlorate	QC	0.5000	70309	933.8	
15SE09-6850-021.d	Perchlorate	Sample		161056		
15SE09-6850-022.d	Perchlorate	Sample		149601		
15SE09-6850-023.d	Perchlorate	Sample		381		
15SE09-6850-024.d	Perchlorate	QC	5.0000	73398	92.2	
15SE09-6850-025.d	Perchlorate	QC	5.0000	81344	72.5	
15SE09-6850-026.d	Perchlorate	Sample		294		
15SE09-6850-027.d	Perchlorate	Sample				
15SE09-6850-028.d	Perchlorate	QC	1.0000	13971	91.6	
15SE09-6850-029.d	Perchlorate	Sample				
15SE09-6850-030.d	Perchlorate	Sample		653		
15SE09-6850-031.d	Perchlorate	Sample		286		
15SE09-6850-032.d	Perchlorate	Sample				
15SE09-6850-033.d	Perchlorate	Sample				
15SE09-6850-034.d	Perchlorate	Sample		1725		
15SE09-6850-035.d	Perchlorate	Sample		1291		
15SE09-6850-036.d	Perchlorate	Sample		9396		
15SE09-6850-037.d	Perchlorate	Sample		852		
15SE09-6850-038.d	Perchlorate	Sample		366		
15SE09-6850-039.d	Perchlorate	QC	2.0000	29838	98.6	
15SE09-6850-040.d	Perchlorate	Sample		321		
15SE09-6850-041.d	Perchlorate	Sample				
15SE09-6850-042.d	Perchlorate	Sample		87544		

TestAmerica Inc.
Perchlorate by 6850/DOD Handbook SAC-LC-0012

15SE09-6850-043.d	Perchlorate	Sample			
15SE09-6850-044.d	Perchlorate	QC	5.0000	6886	9.3
15SE09-6850-045.d	Perchlorate	Sample		7106	
15SE09-6850-046.d	Perchlorate	Sample			
15SE09-6850-047.d	Perchlorate	Sample		6817	
15SE09-6850-048.d	Perchlorate	Sample		7084	
15SE09-6850-049.d	Perchlorate	Sample			
15SE09-6850-050.d	Perchlorate	QC	2.0000	30045	95.2
15SE09-6850-051.d	Perchlorate	Sample			
15SE09-6850-052.d	Perchlorate	Sample			
15SE09-6850-053.d	Perchlorate	Sample			
15SE09-6850-054.d	Perchlorate	Sample			
15SE09-6850-055.d	Perchlorate	Sample			
15SE09-6850-056.d	Perchlorate	Sample			
15SE09-6850-057.d	Perchlorate	QC	5.0000	7051	9.3
15SE09-6850-058.d	Perchlorate	QC	0.5000	8251	97.2
15SE09-6850-059.d	Perchlorate	Sample		465	
15SE09-6850-060.d	Perchlorate	Sample		577	
15SE09-6850-061.d	Perchlorate	QC	1.0000	14258	89.7
15SE09-6850-062.d	Perchlorate	Sample		505	
15SE09-6850-063.d	Perchlorate	QC	5.0000	7873	10.2
15SE09-6850-064.d	Perchlorate	QC	5.0000	7624	10.3
15SE09-6850-065.d	Perchlorate	Sample		445	
15SE09-6850-066.d	Perchlorate	Sample		596	
15SE09-6850-067.d	Perchlorate	Sample		915	
15SE09-6850-068.d	Perchlorate	QC	5.0000		
15SE09-6850-069.d	Perchlorate	QC	5.0000	71018	93.2
15SE09-6850-070.d	Perchlorate	Sample		78252	
15SE09-6850-071.d	Perchlorate	Sample			
15SE09-6850-072.d	Perchlorate	QC	2.0000	30425	99.7
15SE09-6850-073.d	Perchlorate	Sample		87203	
15SE09-6850-074.d	Perchlorate	Sample		73784	

TestAmerica Inc.
Perchlorate by 6850/DOD Handbook SAC-LC-0012

15SE09-6850-075.d	Perchlorate	Sample		3265		
15SE09-6850-076.d	Perchlorate	Sample				
15SE09-6850-077.d	Perchlorate	Sample		825		
15SE09-6850-078.d	Perchlorate	Sample				
15SE09-6850-079.d	Perchlorate	QC	5.0000			
15SE09-6850-080.d	Perchlorate	QC	0.5000			
15SE09-6850-081.d	Perchlorate	Sample				
15SE09-6850-082.d	Perchlorate	Sample				
15SE09-6850-083.d	Perchlorate	QC	1.0000	14985	94.2	✓
15SE09-6850-084.d	Perchlorate	Sample				
15SE09-6850-085.d	Perchlorate	QC	5.0000			
15SE09-6850-086.d	Perchlorate	QC	5.0000			
15SE09-6850-087.d	Perchlorate	Sample				
15SE09-6850-088.d	Perchlorate	Sample				
15SE09-6850-089.d	Perchlorate	QC	5.0000	72113	68.9	
15SE09-6850-090.d	Perchlorate	Sample		1198		
15SE09-6850-091.d	Perchlorate	Sample		1274		
15SE09-6850-092.d	Perchlorate	Sample		788		
15SE09-6850-093.d	Perchlorate	Sample		960		
15SE09-6850-094.d	Perchlorate	QC	2.0000	31448	98.2	✓
15SE09-6850-095.d	Perchlorate	QC	0.1500	2785	125.7	
15SE09-6850-096.d	Perchlorate	QC	0.1500	2392	110.2	

Compound *Perchlorate-(35Cl18O4)*

Data File	Compound	Sample Type	Exp Conc	Response	Accuracy	Final Conc.
15SE09-6850-005.d	Perchlorate-(35Cl18O4)	Sample		162283		
15SE09-6850-006.d	Perchlorate-(35Cl18O4)	Calibration	10.0000	168344		
15SE09-6850-007.d	Perchlorate-(35Cl18O4)	Calibration	10.0000	172255		
15SE09-6850-008.d	Perchlorate-(35Cl18O4)	Calibration	10.0000	172421		
15SE09-6850-009.d	Perchlorate-(35Cl18O4)	Calibration	10.0000	172901		
15SE09-6850-010.d	Perchlorate-(35Cl18O4)	Calibration	10.0000	166694		
15SE09-6850-011.d	Perchlorate-(35Cl18O4)	Calibration	10.0000	175281		

TestAmerica Inc.
Perchlorate by 6850/DOD Handbook SAC-LC-0012

15SE09-6850-012.d	Perchlorate-(35Cl1804)	Calibration	10.0000	164614	
15SE09-6850-013.d	Perchlorate-(35Cl1804)	Calibration	10.0000	153287	AVG = 168225
15SE09-6850-014.d	Perchlorate-(35Cl1804)	QC	10.0000	166205	
15SE09-6850-015.d	Perchlorate-(35Cl1804)	Sample		170201	
15SE09-6850-016.d	Perchlorate-(35Cl1804)	QC	10.0000	162571	
15SE09-6850-017.d	Perchlorate-(35Cl1804)	QC	10.0000	160079	
15SE09-6850-018.d	Perchlorate-(35Cl1804)	Sample		163864	
15SE09-6850-019.d	Perchlorate-(35Cl1804)	QC	10.0000	149779	
15SE09-6850-020.d	Perchlorate-(35Cl1804)	QC	10.0000	151952	
15SE09-6850-021.d	Perchlorate-(35Cl1804)	Sample		199553	
15SE09-6850-022.d	Perchlorate-(35Cl1804)	Sample		187537	
15SE09-6850-023.d	Perchlorate-(35Cl1804)	Sample		162648	
15SE09-6850-024.d	Perchlorate-(35Cl1804)	QC	10.0000	160633	
15SE09-6850-025.d	Perchlorate-(35Cl1804)	QC	10.0000	226934	
15SE09-6850-026.d	Perchlorate-(35Cl1804)	Sample		156708	
15SE09-6850-027.d	Perchlorate-(35Cl1804)	Sample		159520	
15SE09-6850-028.d	Perchlorate-(35Cl1804)	QC	10.0000	158282	
15SE09-6850-029.d	Perchlorate-(35Cl1804)	Sample		178332	
15SE09-6850-030.d	Perchlorate-(35Cl1804)	Sample		158749	
15SE09-6850-031.d	Perchlorate-(35Cl1804)	Sample		158636	
15SE09-6850-032.d	Perchlorate-(35Cl1804)	Sample		167704	
15SE09-6850-033.d	Perchlorate-(35Cl1804)	Sample		167799	
15SE09-6850-034.d	Perchlorate-(35Cl1804)	Sample		258538	– HIGH
15SE09-6850-035.d	Perchlorate-(35Cl1804)	Sample		160954	
15SE09-6850-036.d	Perchlorate-(35Cl1804)	Sample		157525	
15SE09-6850-037.d	Perchlorate-(35Cl1804)	Sample		156106	
15SE09-6850-038.d	Perchlorate-(35Cl1804)	Sample		168819	
15SE09-6850-039.d	Perchlorate-(35Cl1804)	QC	10.0000	154068	
15SE09-6850-040.d	Perchlorate-(35Cl1804)	Sample		171723	
15SE09-6850-041.d	Perchlorate-(35Cl1804)	Sample		167261	
15SE09-6850-042.d	Perchlorate-(35Cl1804)	Sample		151370	

UCL 252337
LCL 84112
Dd 9-17-09

TestAmerica Inc.
Perchlorate by 6850/DOD Handbook SAC-LC-0012

15SE09-6850-012.d	Perchlorate-(35Cl1804)	Calibration	10.0000	164614
15SE09-6850-013.d	Perchlorate-(35Cl1804)	Calibration	10.0000	153287
15SE09-6850-014.d	Perchlorate-(35Cl1804)	QC	10.0000	166205
15SE09-6850-015.d	Perchlorate-(35Cl1804)	Sample		170201
15SE09-6850-016.d	Perchlorate-(35Cl1804)	QC	10.0000	162571
15SE09-6850-017.d	Perchlorate-(35Cl1804)	QC	10.0000	160079
15SE09-6850-018.d	Perchlorate-(35Cl1804)	Sample		163864
15SE09-6850-019.d	Perchlorate-(35Cl1804)	QC	10.0000	149779
15SE09-6850-020.d	Perchlorate-(35Cl1804)	QC	10.0000	151952
15SE09-6850-021.d	Perchlorate-(35Cl1804)	Sample		199553
15SE09-6850-022.d	Perchlorate-(35Cl1804)	Sample		187537
15SE09-6850-023.d	Perchlorate-(35Cl1804)	Sample		162648
15SE09-6850-024.d	Perchlorate-(35Cl1804)	QC	10.0000	160633
15SE09-6850-025.d	Perchlorate-(35Cl1804)	QC	10.0000	226934
15SE09-6850-026.d	Perchlorate-(35Cl1804)	Sample		156708
15SE09-6850-027.d	Perchlorate-(35Cl1804)	Sample		159520
15SE09-6850-028.d	Perchlorate-(35Cl1804)	QC	10.0000	158282
15SE09-6850-029.d	Perchlorate-(35Cl1804)	Sample		178332
15SE09-6850-030.d	Perchlorate-(35Cl1804)	Sample		158749
15SE09-6850-031.d	Perchlorate-(35Cl1804)	Sample		158636
15SE09-6850-032.d	Perchlorate-(35Cl1804)	Sample		167704
15SE09-6850-033.d	Perchlorate-(35Cl1804)	Sample		167799
15SE09-6850-034.d	Perchlorate-(35Cl1804)	Sample		258538
15SE09-6850-035.d	Perchlorate-(35Cl1804)	Sample		160954
15SE09-6850-036.d	Perchlorate-(35Cl1804)	Sample		157525
15SE09-6850-037.d	Perchlorate-(35Cl1804)	Sample		156106
15SE09-6850-038.d	Perchlorate-(35Cl1804)	Sample		168819
15SE09-6850-039.d	Perchlorate-(35Cl1804)	QC	10.0000	154068
15SE09-6850-040.d	Perchlorate-(35Cl1804)	Sample		171723
15SE09-6850-041.d	Perchlorate-(35Cl1804)	Sample		167261
15SE09-6850-042.d	Perchlorate-(35Cl1804)	Sample		151370

TestAmerica Inc.
Perchlorate by 6850/DOD Handbook SAC-LC-0012

15SE09-6850-043.d	Perchlorate-(35Cl1804)	Sample		163783
15SE09-6850-044.d	Perchlorate-(35Cl1804)	QC	10.0000	159984
15SE09-6850-045.d	Perchlorate-(35Cl1804)	Sample		165208
15SE09-6850-046.d	Perchlorate-(35Cl1804)	Sample		157722
15SE09-6850-047.d	Perchlorate-(35Cl1804)	Sample		161743
15SE09-6850-048.d	Perchlorate-(35Cl1804)	Sample		158305
15SE09-6850-049.d	Perchlorate-(35Cl1804)	Sample		158325
15SE09-6850-050.d	Perchlorate-(35Cl1804)	QC	10.0000	160791
15SE09-6850-051.d	Perchlorate-(35Cl1804)	Sample		176748
15SE09-6850-052.d	Perchlorate-(35Cl1804)	Sample		159380
15SE09-6850-053.d	Perchlorate-(35Cl1804)	Sample		164876
15SE09-6850-054.d	Perchlorate-(35Cl1804)	Sample		159326
15SE09-6850-055.d	Perchlorate-(35Cl1804)	Sample		163333
15SE09-6850-056.d	Perchlorate-(35Cl1804)	Sample		161494
15SE09-6850-057.d	Perchlorate-(35Cl1804)	QC	10.0000	163767
15SE09-6850-058.d	Perchlorate-(35Cl1804)	QC	10.0000	182049
15SE09-6850-059.d	Perchlorate-(35Cl1804)	Sample		165174
15SE09-6850-060.d	Perchlorate-(35Cl1804)	Sample		165504
15SE09-6850-061.d	Perchlorate-(35Cl1804)	QC	10.0000	165037
15SE09-6850-062.d	Perchlorate-(35Cl1804)	Sample		177726
15SE09-6850-063.d	Perchlorate-(35Cl1804)	QC	10.0000	165426
15SE09-6850-064.d	Perchlorate-(35Cl1804)	QC	10.0000	158366
15SE09-6850-065.d	Perchlorate-(35Cl1804)	Sample		163306
15SE09-6850-066.d	Perchlorate-(35Cl1804)	Sample		154400
15SE09-6850-067.d	Perchlorate-(35Cl1804)	Sample		157275
15SE09-6850-068.d	Perchlorate-(35Cl1804)	QC	10.0000	151799
15SE09-6850-069.d	Perchlorate-(35Cl1804)	QC	10.0000	153717

TestAmerica Inc.

Perchlorate by 6850/DOD Handbook SAC-LC-0012

Data File	Compound	Sample Type	Exp Conc	Response	Accuracy	Final Conc.
15SE09-6850-070.d	Perchlorate-(35Cl1804)	Sample		163296		
15SE09-6850-071.d	Perchlorate-(35Cl1804)	Sample		163497		
15SE09-6850-072.d	Perchlorate-(35Cl1804)	QC	10.0000	155460		
15SE09-6850-073.d	Perchlorate-(35Cl1804)	Sample		185397		
15SE09-6850-074.d	Perchlorate-(35Cl1804)	Sample		159891		
15SE09-6850-075.d	Perchlorate-(35Cl1804)	Sample		160074		
15SE09-6850-076.d	Perchlorate-(35Cl1804)	Sample		168235		
15SE09-6850-077.d	Perchlorate-(35Cl1804)	Sample		157756		
15SE09-6850-078.d	Perchlorate-(35Cl1804)	Sample		173366		
15SE09-6850-079.d	Perchlorate-(35Cl1804)	QC	10.0000	153539		
15SE09-6850-080.d	Perchlorate-(35Cl1804)	QC	10.0000	167416		
15SE09-6850-081.d	Perchlorate-(35Cl1804)	Sample		165201		
15SE09-6850-082.d	Perchlorate-(35Cl1804)	Sample		168706		
15SE09-6850-083.d	Perchlorate-(35Cl1804)	QC	10.0000	165016		
15SE09-6850-084.d	Perchlorate-(35Cl1804)	Sample		167709		
15SE09-6850-085.d	Perchlorate-(35Cl1804)	QC	10.0000	159156		
15SE09-6850-086.d	Perchlorate-(35Cl1804)	QC	10.0000	161130		
15SE09-6850-087.d	Perchlorate-(35Cl1804)	Sample		170145		
15SE09-6850-088.d	Perchlorate-(35Cl1804)	Sample		158904		
15SE09-6850-089.d	Perchlorate-(35Cl1804)	QC	10.0000	211642		
15SE09-6850-090.d	Perchlorate-(35Cl1804)	Sample		147180		
15SE09-6850-091.d	Perchlorate-(35Cl1804)	Sample		151953		
15SE09-6850-092.d	Perchlorate-(35Cl1804)	Sample		153598		
15SE09-6850-093.d	Perchlorate-(35Cl1804)	Sample		145021		
15SE09-6850-094.d	Perchlorate-(35Cl1804)	QC	10.0000	163101		
15SE09-6850-095.d	Perchlorate-(35Cl1804)	QC	10.0000	177906		
15SE09-6850-096.d	Perchlorate-(35Cl1804)	QC	10.0000	179246		

TestAmerica Inc.
Perchlorate by 6850/DOD Handbook SAC-LC-0012

Batch Info

Batch Data Path	D:\Masshunter\Data\perchlorate_3KNM191731VF\09152009-PERC\QuantResults\15SE09-6850-001.batch.xml		
Analysis Time	9/16/2009 11:31 AM	**Analyst Name**	BarnettJ
Report Time	9/16/2009 11:33 AM	**Reporter Name**	BarnettJ
Last Calib Update	9/16/2009 11:31 AM	**Batch State**	Processed

Calibration Info

Target Compound *Perchlorate*

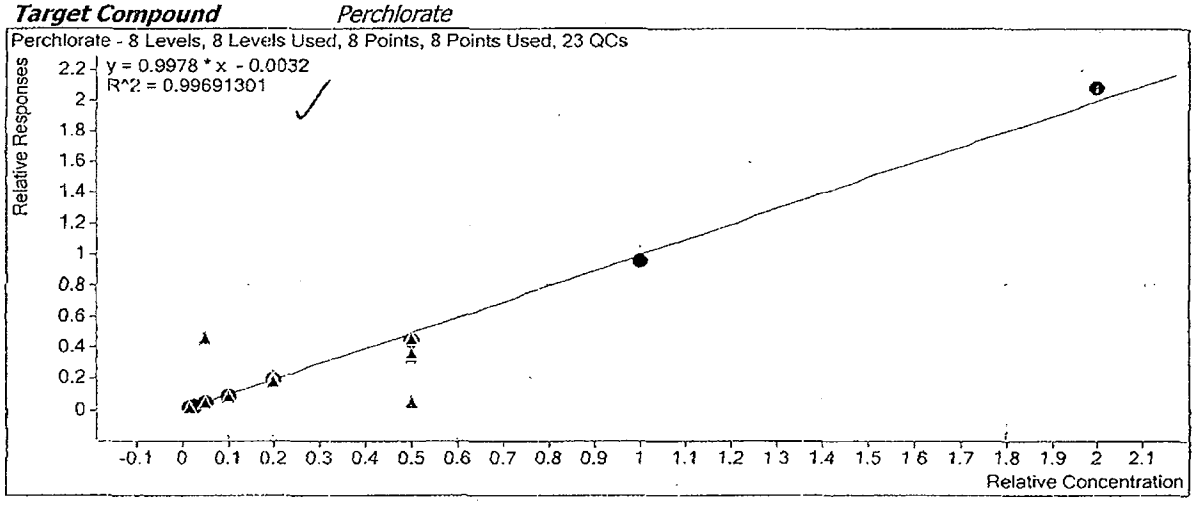

Calibration STD	Level	Enabled	Response	RF	Exp Conc
15SE09-6850-006.d	1	☑	2408	0.9538	0.1500
15SE09-6850-007.d	2	☑	4697	0.9089	0.3000
15SE09-6850-008.d	3	☑	7902	0.9166	0.5000
15SE09-6850-009.d	4	☑	15709	0.9086	1.0000
15SE09-6850-010.d	5	☑	31935	0.9579	2.0000
15SE09-6850-011.d	6	☑	78987	0.9013	5.0000
15SE09-6850-012.d	7	☑	157491	0.9567	10.0000
15SE09-6850-013.d	8	☑	319442	1.0420	20.0000
15SE09-6850-028.d	CCV4	☑	13971	0.8827	1.0000
15SE09-6850-061.d	CCV4	☑	14258	0.8639	1.0000
15SE09-6850-083.d	CCV4	☑	14985	0.9081	1.0000
15SE09-6850-017.d	CCV5	☑	32347	1.0104	2.0000
15SE09-6850-039.d	CCV5	☑	29838	0.9683	2.0000
15SE09-6850-050.d	CCV5	☑	30045	0.9343	2.0000
15SE09-6850-072.d	CCV5	☑	30425	0.9785	2.0000
15SE09-6850-094.d	CCV5	☑	31448	0.9641	2.0000
15SE09-6850-014.d	ICV	☑	78506	0.9447	5.0000
15SE09-6850-019.d	LCS	☑	70929	0.9471	5.0000
15SE09-6850-044.d	LCS	☑	6886	0.0861	5.0000
15SE09-6850-057.d	LCS	☑	7051	0.0861	5.0000
15SE09-6850-019.d	LCS	☑	70929	0.9471	5.0000
15SE09-6850-016.d	LODV	☑	2254	0.9245	0.1500
15SE09-6850-095.d	LODV	☑	2785	1.0437	0.1500
15SE09-6850-096.d	LODV	☑	2392	0.8898	0.1500

Cal I

TestAmerica Inc.

Perchlorate by 6850/DOD Handbook SAC-LC-0012

Calibration STD	Level	Enabled	Response	RF	Exp Conc
15SE09-6850-024.d	MS	☑	73398	0.9139	5.0000
15SE09-6850-025.d	MS	☑	81344	0.7169	5.0000
15SE09-6850-063.d	MS	☑	7873	0.0952	5.0000
15SE09-6850-064.d	MS	☑	7624	0.0963	5.0000
15SE09-6850-024.d	MS	☑	73398	0.9139	5.0000
15SE09-6850-069.d	MS	☑	71018	0.9240	5.0000
15SE09-6850-024.d	MS	☑	73398	0.9139	5.0000
15SE09-6850-024.d	MS	☑	73398	0.9139	5.0000
15SE09-6850-089.d	MS	☑	72113	0.6815	5.0000
15SE09-6850-020.d	SMCS	☑	70309	9.2541	0.5000
15SE09-6850-058.d	SMCS	☑	8251	0.9064	0.5000
15SE09-6850-020.d	SMCS	☑	70309	9.2541	0.5000

Target Compound *Perchlorate-(35Cl18O4)*

Calibration STD	Level	Enabled	Response	RF	Exp Conc
15SE09-6850-006.d	1	☑	168344	16834.3984	10.0000
15SE09-6850-007.d	2	☑	172255	17225.4727	10.0000
15SE09-6850-008.d	3	☑	172421	17242.0638	10.0000
15SE09-6850-009.d	4	☑	172901	17290.0530	10.0000
15SE09-6850-010.d	5	☑	166694	16669.4351	10.0000
15SE09-6850-011.d	6	☑	175281	17528.1074	10.0000
15SE09-6850-012.d	7	☑	164614	16461.4379	10.0000
15SE09-6850-013.d	8	☑	153287	15328.6694	10.0000
15SE09-6850-028.d	CCV4	☑	158282	15828.1664	10.0000
15SE09-6850-061.d	CCV4	☑	165037	16503.6629	10.0000
15SE09-6850-083.d	CCV4	☑	165016	16501.5501	10.0000
15SE09-6850-017.d	CCV5	☑	160079	16007.9420	10.0000
15SE09-6850-039.d	CCV5	☑	154068	15406.8234	10.0000
15SE09-6850-050.d	CCV5	☑	160791	16079.1182	10.0000
15SE09-6850-072.d	CCV5	☑	155460	15546.0154	10.0000
15SE09-6850-094.d	CCV5	☑	163101	16310.0602	10.0000
15SE09-6850-014.d	ICV	☑	166205	16620.5215	10.0000
15SE09-6850-019.d	LCS	☑	149779	14977.9304	10.0000
15SE09-6850-044.d	LCS	☑	159984	15998.3591	10.0000
15SE09-6850-057.d	LCS	☑	163767	16376.6872	10.0000
15SE09-6850-079.d	LCS	☑	153539	15353.8514	10.0000

TestAmerica Inc.
Perchlorate by 6850/DOD Handbook SAC-LC-0012

Calibration STD	Level	Enabled	Response	RF	Exp Conc
15SE09-6850-016.d	LODV	☑	162571	16257.1281	10.0000
15SE09-6850-095.d	LODV	☑	177906	17790.5918	10.0000
15SE09-6850-096.d	LODV	☑	179246	17924.5831	10.0000
15SE09-6850-024.d	MS	☑	160633	16063.3042	10.0000
15SE09-6850-025.d	MS	☑	226934	22693.3849	10.0000
15SE09-6850-063.d	MS	☑	165426	16542.6033	10.0000
15SE09-6850-064.d	MS	☑	158366	15836.5943	10.0000
15SE09-6850-068.d	MS	☑	151799	15179.9069	10.0000
15SE09-6850-069.d	MS	☑	153717	15371.6835	10.0000
15SE09-6850-085.d	MS	☑	159156	15915.5798	10.0000
15SE09-6850-086.d	MS	☑	161130	16113.0168	10.0000
15SE09-6850-089.d	MS	☑	211642	21164.1935	10.0000
15SE09-6850-020.d	SMCS	☑	151952	15195.1979	10.0000
15SE09-6850-058.d	SMCS	☑	182049	18204.8807	10.0000
15SE09-6850-080.d	SMCS	☑	167416	16741.5585	10.0000

TestAmerica Inc.
Perchlorate by 6850/DOD Handbook SAC-LC-0012

Batch Data Path	D:\Masshunter\Data\perchlorate_3KNM191731VE\09152009-PERC\QuantResults\15SE09-6850-001.batch.xml

Analysis Information

Acquisition Date - Time	9/15/2009 14:39
Analyst	BarnettJ
Data File	15SE09 6850-005.d
Acquisition Method	PercMRM_new.m
Sample Name	Blank with IS
Sample Identification	Blank + IS
Sample Information	IC-Pak Anion HR 75x4.6mm, T=40°C, 35:65 isocratic, 80uL injection, coll=25, frag=120, source=2000v.
Sample Type	Sample
Sample Position	P2-B1

Quantitation Results

Name	Type	RT	Area	Precursor	Product	Final Conc.	Injection Conc.	Dilution
Perchlorate	Target	7.000		99	83			1
Perchlorate-(35Cl18O4)	ISTD	7.000	162283	107	89			1

Qualifier Ion	Area	Precursor	Product	Ratio	Min	Max
Perchlorate		101	85	#DIV/0!	2.30	3.80
Perchlorate-(35Cl18O4)	53392	109	91	3.04	2.30	3.80

Compound Graphics

Target Compound *Perchlorate*

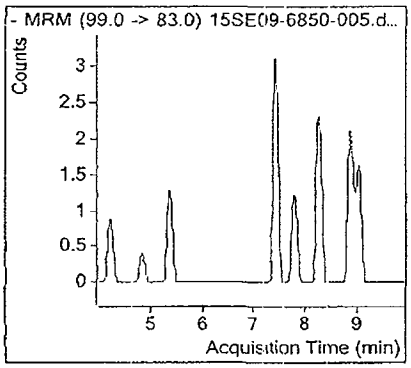

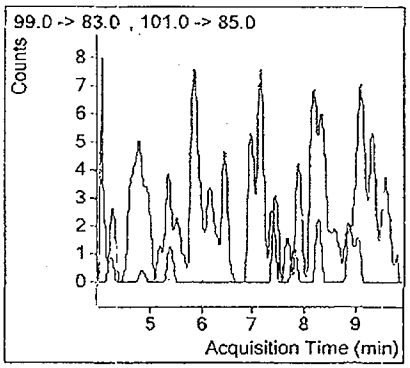

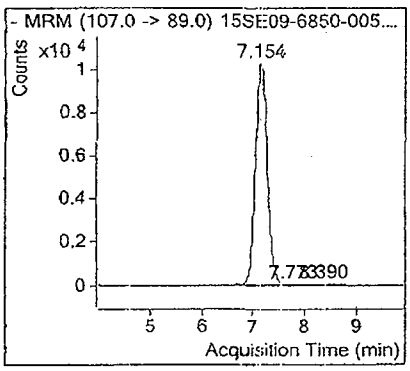

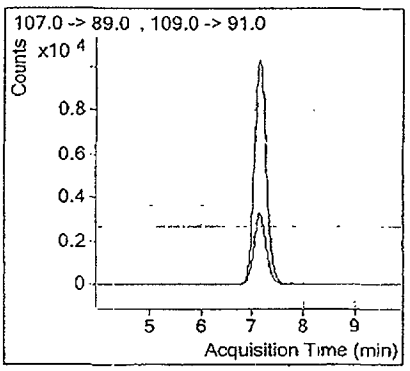

Batch Data Path	D:\Masshunter\Data\perchlorate_3KNM191731VE\09152009-PERC\QuantResults\15SE09-6850-001.batch.xml

Analysis Information

Acquisition Date - Time	9/15/2009 14:51
Analyst	BarnettJ
Data File	15SE09-6850-006.d
Acquisition Method	PercMRM_new.m
Sample Name	ICAL_1 Perchlorate Std 0 15ng/mL
Sample Identification	E090803B
Sample Information	IC-Pak Anion HR 75x4.6mm, T=40°C, 35:65 isocratic, 80uL injection, coil=25, frag=120, source=2000v
Sample Type	Calibration
Sample Position	P2-B2

Quantitation Results

Name	Type	RT	Area	Precursor	Product	Final Conc.	Injection Conc.	Dilution
Perchlorate	Target	7.000	2408	99	83	0.17497	0.17497	1
Perchlorate-(35Cl18O4)	ISTD	7.000	168344	107	89			1

Qualifier Ion	Area	Precursor	Product	Ratio	Min	Max
Perchlorate	715	101	85	3.37	2.30	3.80
Perchlorate-(35Cl18O4)	50305	109	91	3.35	2.30	3.80

Compound Graphics

Target Compound *Perchlorate*

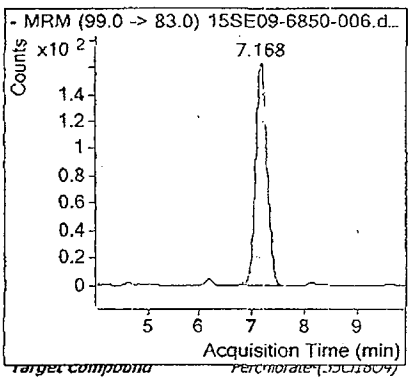

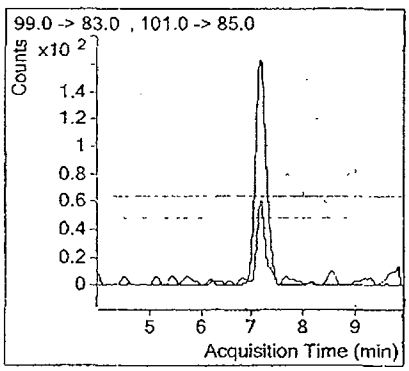

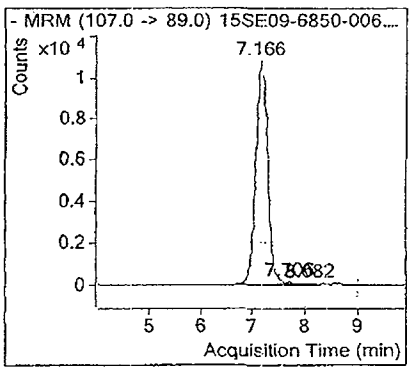

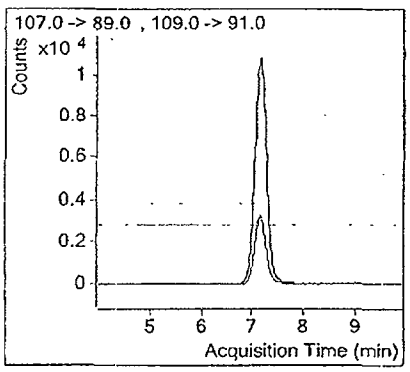

Batch Data Path	D:\Masshunter\Data\perchlorate_3KNM191731VE\09152009-PERC\QuantResults\15SE09-6850-001.batch.xml

Analysis Information

Acquisition Date - Time	9/15/2009 15:04
Analyst	BarnettJ
Data File	15SE09-6850-007.d
Acquisition Method	PercMRM_new.m
Sample Name	ICAL_2 Perchlorate Std 0.30ng/mL
Sample Identification	E090803C
Sample Information	IC-Pak Anion HR 75x4.6mm, T=40°C, 35 65 isocratic, 80uL injection, coll=25, frag=120, source=2000v.
Sample Type	Calibration
Sample Position	P2-B3

Quantitation Results

Name	Type	RT	Area	Precursor	Product	Final Conc.	Injection Conc.	Dilution
Perchlorate	Target	7.000	4697	99	83	0.30488	0.30488	1
Perchlorate-(35Cl18O4)	ISTD	7.000	172255	107	89			1

Qualifier Ion	Area	Precursor	Product	Ratio	Min	Max
Perchlorate	1576	101	85	2.98	2.30	3.80
Perchlorate-(35Cl18O4)	51781	109	91	3.33	2.30	3.80

Compound Graphics

Target Compound *Perchlorate*

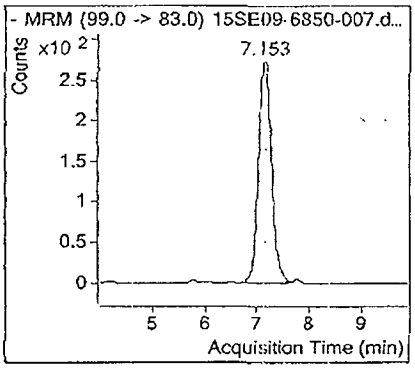

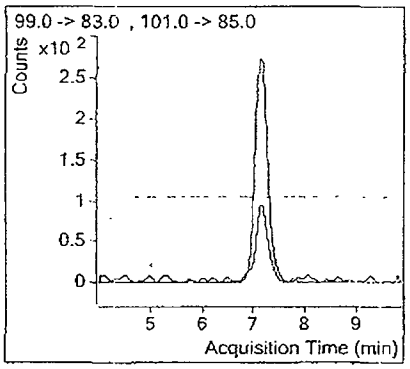

Target Compound *Perchlorate-(35Cl18O4)*

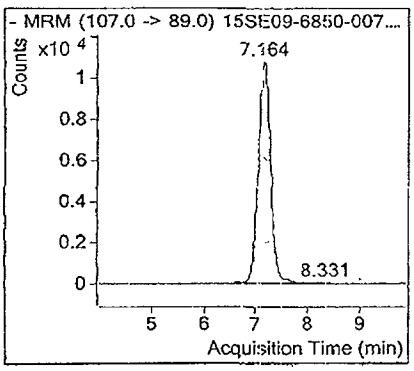

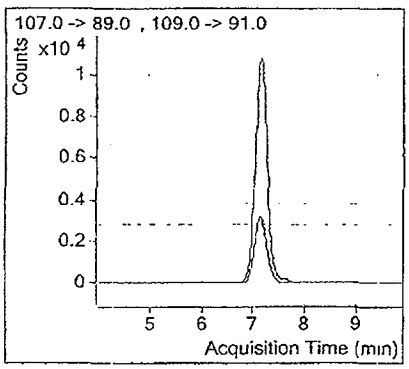

Batch Data Path D:\Masshunter\Data\perchlorate_3KNM191731VE\09152009-PERC\QuantResults\15SE09-6850-001.batch.xml

Analysis Information

Acquisition Date - Time	9/15/2009 15:16
Analyst	BarnettJ
Data File	15SE09-6850-008.d
Acquisition Method	PercMRM_new.m
Sample Name	ICAL_3 Perchlorate Std 0.50ng/mL
Sample Identification	E090803D
Sample Information	IC-Pak Anion HR 75x4.6mm, T=40°C, 35:65 isocratic, 80uL injection, coll=25, frag=120, source=2000v.
Sample Type	Calibration
Sample Position	P2-B4

Quantitation Results

Name	Type	RT	Area	Precursor	Product	Final Conc.	Injection Conc.	Dilution
Perchlorate	Target	7.000	7902	99	83	0.49089	0.49089	1
Perchlorate-(35Cl18O4)	ISTD	7.000	172421	107	89			1

Qualifier Ion	Area	Precursor	Product	Ratio	Min	Max
Perchlorate	2479	101	85	3.19	2.30	3.80
Perchlorate-(35Cl18O4)	52815	109	91	3.26	2.30	3.80

Compound Graphics

Target Compound *Perchlorate*

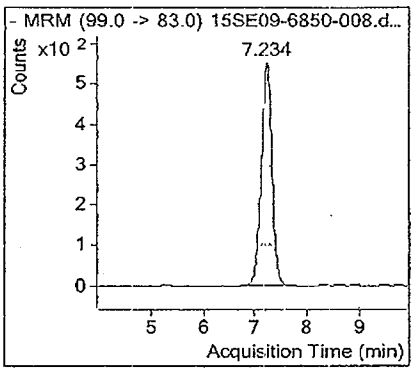

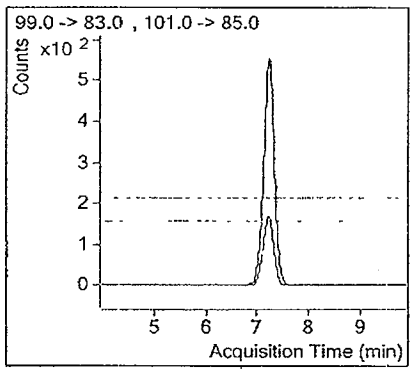

Target Compound *Perchlorate-(35Cl18O4)*

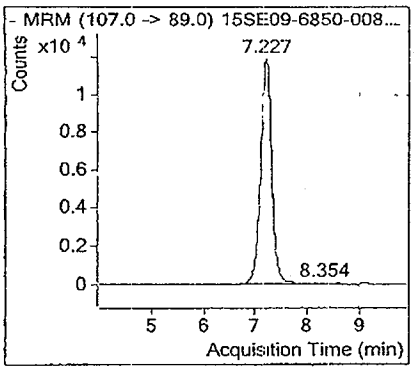

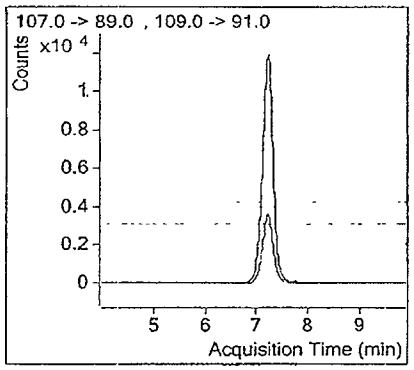

Batch Data Path	D:\Masshunter\Data\perchlorate_3KNM191731VE\09152009-PERC\QuantResults\15SE09-6850-001.batch.xml

Analysis Information

Acquisition Date - Time	9/15/2009 15:28
Analyst	BarnettJ
Data File	15SE09-6850-009 d
Acquisition Method	PercMRM_new.m
Sample Name	ICAL_4 Perchlorate Std 1.0ng/mL
Sample Identification	E090803E
Sample Information	IC-Pak Anion HR 75x4.6mm, T=40°C, 35:65 isocratic, 80uL injection, coll=25, frag=120, source=2000v.
Sample Type	Calibration
Sample Position	P2-B5

Quantitation Results

Name	Type	RT	Area	Precursor	Product	Final Conc.	Injection Conc.	Dilution
Perchlorate	Target	7.000	15709	99	83	0.94219	0.94219	1
Perchlorate-(35Cl18O4)	ISTD	7 000	172901	107	89			1

Qualifier Ion	Area	Precursor	Product	Ratio	Min	Max
Perchlorate	5264	101	85	2.98	2.30	3.80
Perchlorate-(35Cl18O4)	53606	109	91	3 23	2 30	3 80

Compound Graphics

Target Compound *Perchlorate*

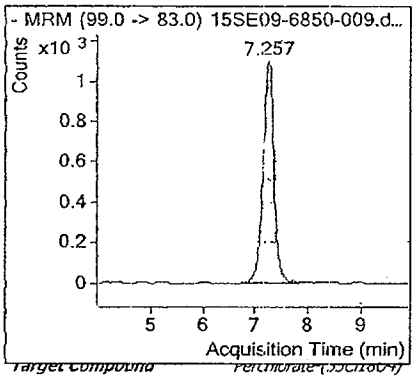

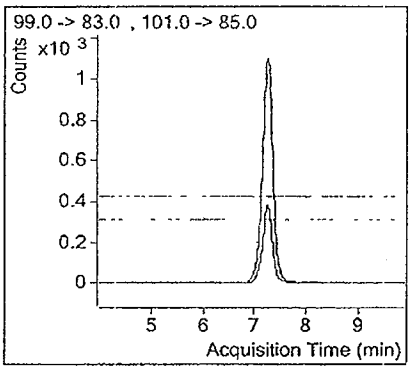

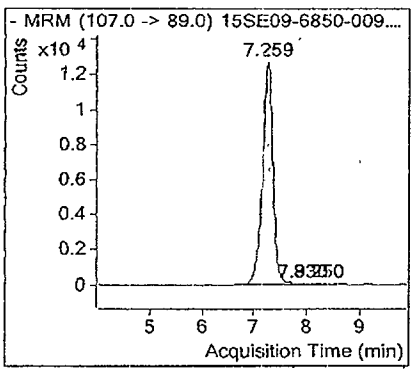

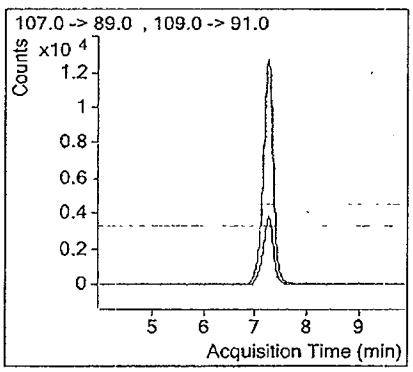

Batch Data Path	D:\Masshunter\Data\perchlorate_3KNM191731VE\09152009-PERC\QuantResults\15SE09-6850-001.batch.xml

Analysis Information

Acquisition Date - Time	9/15/2009 15:41
Analyst	BarnettJ
Data File	15SE09-6850-010.d
Acquisition Method	PercMRM_new.m
Sample Name	ICAL_5 Perchlorate Std 2 0ng/mL
Sample Identification	E090803F
Sample Information	IC-Pak Anion HR 75x4.6mm, T=40°C, 35:65 isocratic, 80uL injection, coll=25, frag=120, source=2000v
Sample Type	Calibration
Sample Position	P2-B6

Quantitation Results

Name	Type	RT	Area	Precursor	Product	Final Conc.	Injection Conc.	Dilution
Perchlorate	Target	7.000	31935	99	83	1.95164	1.95164	1
Perchlorate-(35Cl18O4)	ISTD	7.000	166694	107	89			1

Qualifier Ion	Area	Precursor	Product	Ratio	Min	Max
Perchlorate	10247	101	85	3.12	2.30	3.80
Perchlorate-(35Cl18O4)	51827	109	91	3.22	2.30	3.80

Compound Graphics

Target Compound *Perchlorate*

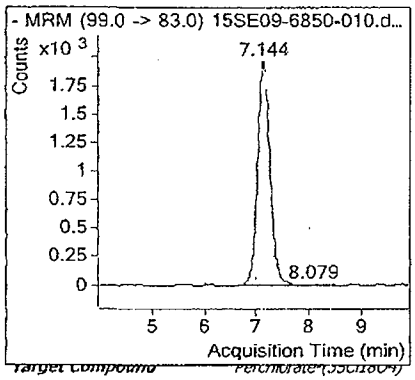

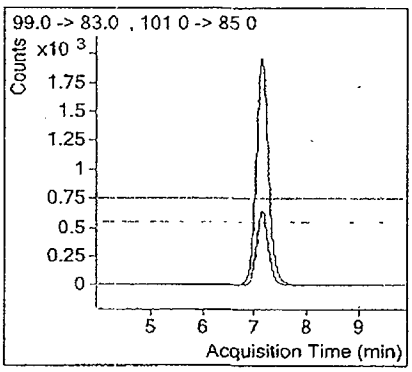

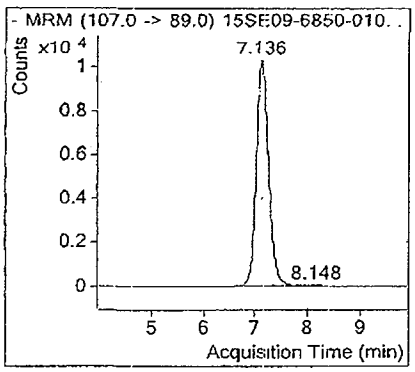

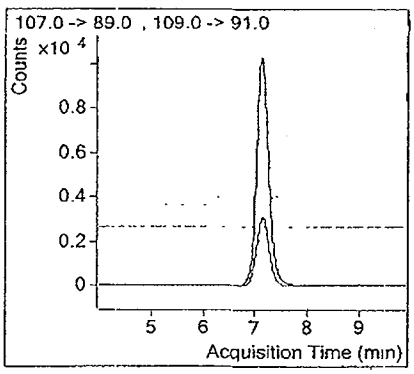

TestAmerica Inc.
Perchlorate by 6850/DOD Handbook SAC-LC-0012

Batch Data Path	D:\Masshunter\Data\perchlorate_3KNM191731V3\09152009-PERC\QuantResults\15SE09-6850-001.batch.xml

Analysis Information

Acquisition Date - Time	9/15/2009 15:53
Analyst	BarnettJ
Data File	15SE09 6850-011 d
Acquisition Method	PercMRM_new m
Sample Name	ICAL_6 Perchlorate Std 5.0ng/mL
Sample Identification	E090803G
Sample Information	IC-Pak Anion HR 75x4 6mm, T=40°C, 35:65 isocratic, 80uL injection, coll=25, frag=120, source=2000v.
Sample Type	Calibration
Sample Position	P2-B7

Quantitation Results

Name	Type	RT	Area	Precursor	Product	Final Conc.	Injection Conc.	Dilution
Perchlorate	Target	7.000	78987	99	83	4.54791	4.54791	1
Perchlorate-(35Cl18O4)	ISTD	7.000	175281	107	89			1

Qualifier Ion	Area	Precursor	Product	Ratio	Min	Max
Perchlorate	26161	101	85	3.02	2.30	3.80
Perchlorate-(35Cl18O4)	49963	109	91	3.51	2.30	3.80

Compound Graphics

Target Compound *Perchlorate*

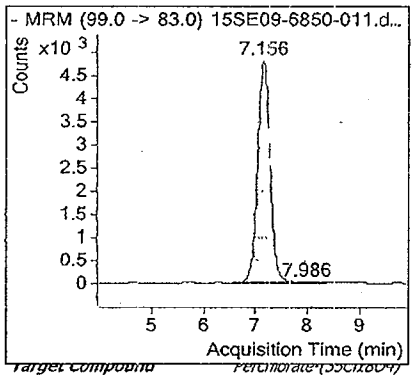

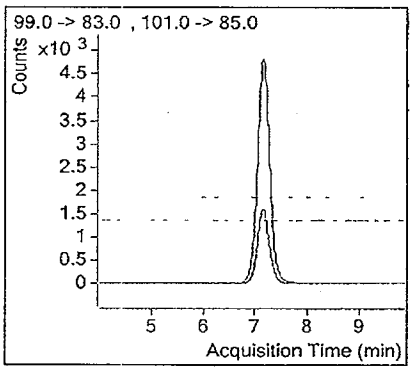

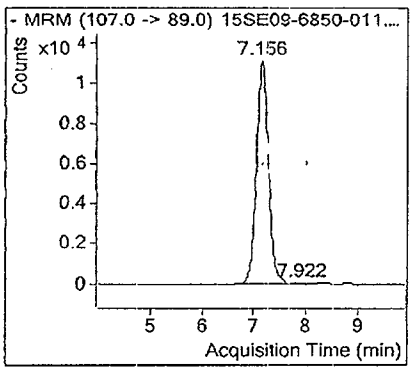

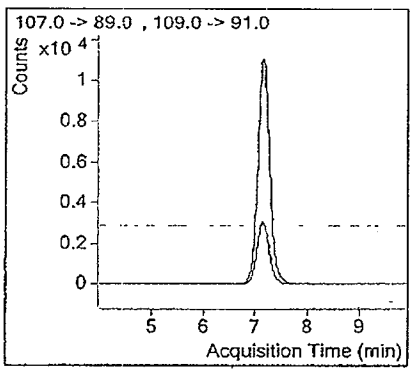

Batch Data Path D:\Masshunter\Data\perchlorate_3KNM191731VE\09152009-PERC\QuantResults\15SE09-6850-001.batch.xml

Analysis Information

Acquisition Date - Time	9/15/2009 16:06
Analyst	BarnettJ
Data File	15SE09-6850-012.d
Acquisition Method	PercMRM_new m
Sample Name	ICAL_7 Perchlorate Std 10ng/mL
Sample Identification	E090803H
Sample Information	IC-Pak Anion HR 75x4.6mm, T=40*C, 35:65 isocratic, 80uL injection, coil=25, frag=120, source=2000v.
Sample Type	Calibration
Sample Position	P2-B8

Quantitation Results

Name	Type	RT	Area	Precursor	Product	Final Conc.	Injection Conc.	Dilution
Perchlorate	Target	7.000	157491	99	83	9.62013	9.62013	1
Perchlorate-(35Cl18O4)	ISTD	7.000	164614	107	89			1

Qualifier Ion	Area	Precursor	Product	Ratio	Min	Max
Perchlorate	50792	101	85	3.10	2.30	3.80
Perchlorate-(35Cl18O4)	50833	109	91	3.24	2.30	3.80

Compound Graphics

Target Compound *Perchlorate*

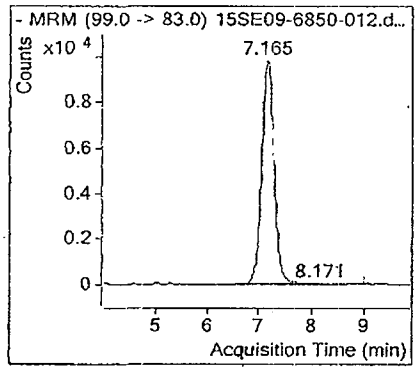

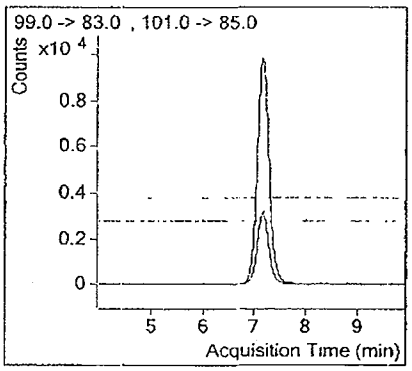

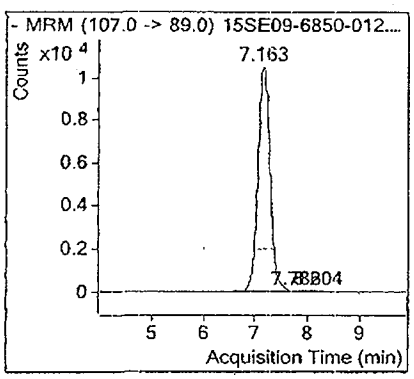

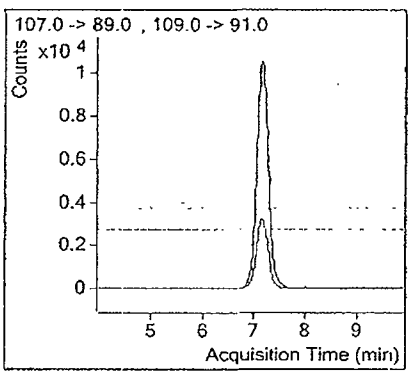

Batch Data Path	D:\Masshunter\Data\perchlorate_3KNM191731VE\09152009-PERC\QuantResults\15SE09-6850-001.batch.xml

Analysis Information

Acquisition Date - Time	9/15/2009 16:18
Analyst	BarnettJ
Data File	15SE09-6850-013.d
Acquisition Method	PercMRM_new.m
Sample Name	ICAL_8 Perchlorate Std 20ng/mL
Sample Identification	E090803f
Sample Information	IC-Pak Anion HR 75x4 6mm, T=40°C, 35:65 isocratic, 80uL injection, coll=25, frag=120, source=2000v.
Sample Type	Calibration
Sample Position	P2-B9

Quantitation Results

Name	Type	RT	Area	Precursor	Product	Final Conc.	Injection Conc.	Dilution
Perchlorate	Target	7.000	319442	99	83	**20.91739**	**20.91739**	1
Perchlorate-(35Cl18O4)	ISTD	7.000	153287	107	89			1

Qualifier Ion	Area	Precursor	Product	Ratio	Min	Max
Perchlorate	100804	101	85	3.17	2.30	3.80
Perchlorate-(35Cl18O4)	49128	109	91	3.12	2.30	3.80

Compound Graphics

Target Compound *Perchlorate*

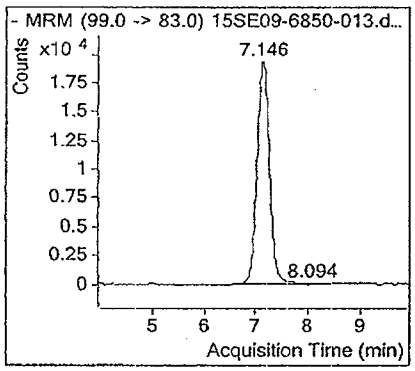

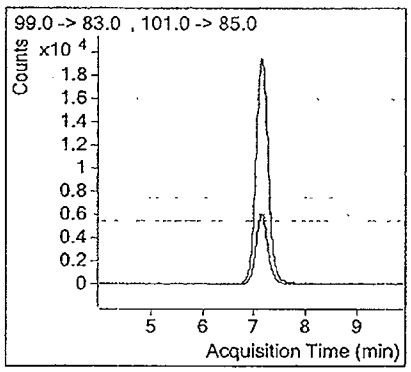

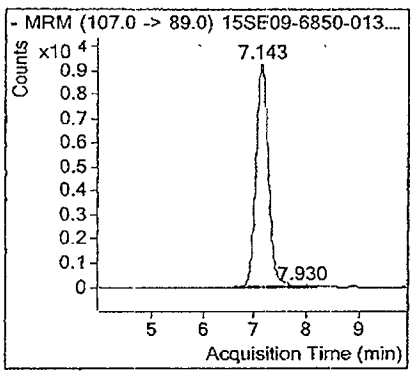

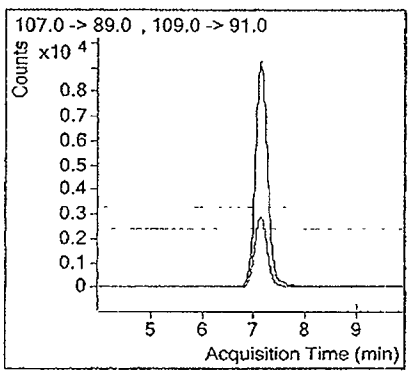

Batch Data Path D:\Masshunter\Data\perchlorate_3KNM191731VE\09152009-PERC\QuantResults\15SE09-6850-001.batch.xml

Analysis Information

Acquisition Date - Time	9/15/2009 16:31
Analyst	BarnettJ
Data File	15SE09-6850-014.d
Acquisition Method	PercMRM_new.m
Sample Name	ICV Perchlorate Std 5 0ng/mL
Sample Identification	E090803J
Sample Information	IC-Pak Anion HR 75x4.6mm, T=40°C, 35·65 isocratic, 80uL injection, coll=25, frag=120, source=2000v.
Sample Type	QC
Sample Position	P2-C2

Quantitation Results

Name	Type	RT	Area	Precursor	Product	Final Conc.	Injection Conc.	Dilution
Perchlorate	Target	7.000	78506	99	83	4.76551	4.76551	1
Perchlorate-(35Cl18O4)	ISTD	7.000	166205	107	89			1

Qualifier Ion	Area	Precursor	Product	Ratio	Min	Max
Perchlorate	26577	101	85	2 95	2.30	3 80
Perchlorate-(35Cl18O4)	48573	109	91	3.42	2.30	3 80

ICV in control
JRB 9/16/09

Compound Graphics

Target Compound *Perchlorate*

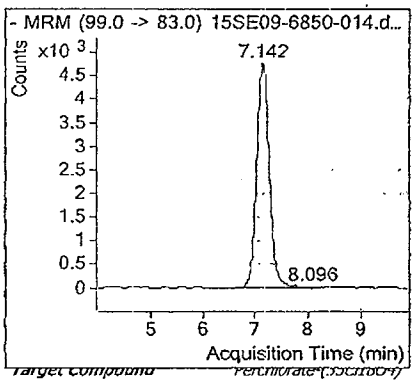

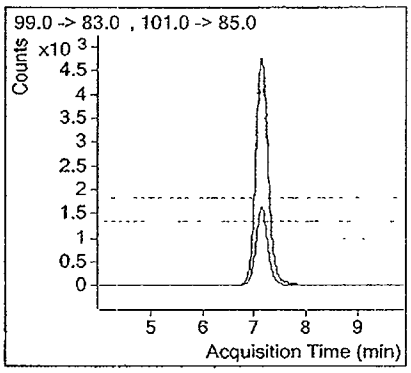

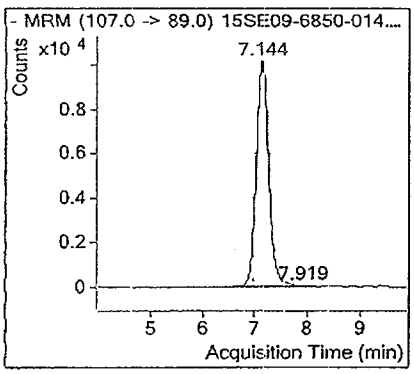

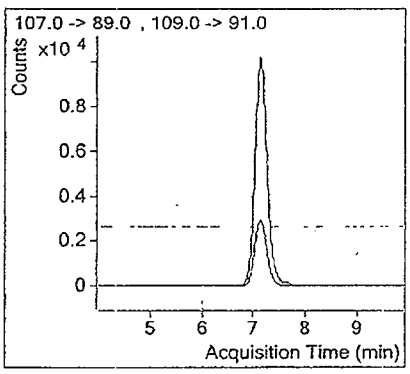

Batch Data Path	D:\Masshunter\Data\perchlorate_3KNM191731VE\09152009-PERC\QuantResults\15SE09-6850-001.batch.xml

Analysis Information

Acquisition Date - Time	9/15/2009 16:43
Analyst	BarnettJ
Data File	15SE09-6850-015.d
Acquisition Method	PercMRM_new.m
Sample Name	Blank with IS
Sample Identification	Blank + IS
Sample Information	IC-Pak Anion HR 75x4.6mm, T=40*C, 35:65 isocratic, 80uL injection, coll=25, frag=120, source=2000v.
Sample Type	Sample
Sample Position	P2-C1

Quantitation Results

Name	Type	RT	Area	Precursor	Product	Final Conc.	Injection Conc.	Dilution
Perchlorate	Target	7.000		99	83			1
Perchlorate-(35Cl18O4)	ISTD	7.000	470201	107	89			1

Qualifier Ion	Area	Precursor	Product	Ratio	Min	Max
Perchlorate		101	85	#DIV/0!	2.30	3.80
Perchlorate-(35Cl18O4)	52825	109	91	3.22	2.30	3.80

Compound Graphics

Target Compound *Perchlorate*

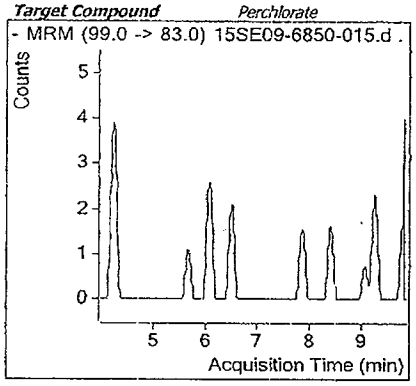

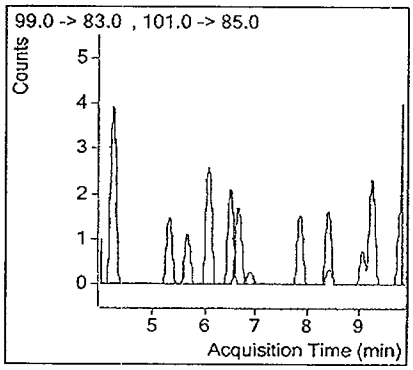

Target Compound *Perchlorate-(35Cl18O4)*

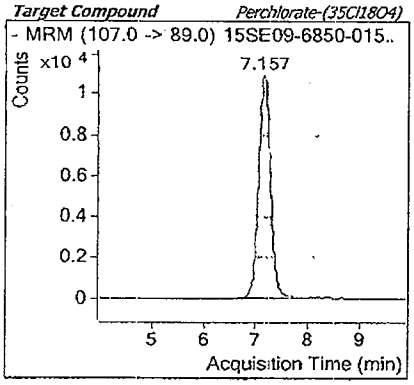

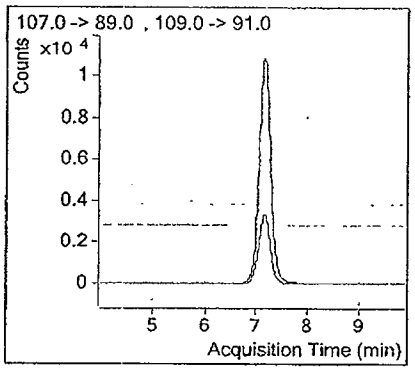

TestAmerica Inc.
Perchlorate by 6850/DOD Handbook SAC-LC-0012

Batch Data Path D:\Masshunter\Data\perchlorate_3KNM191731VE\09162009-PERC\QuantResults\16SE09-6850&8321.batch.xml

Sequence Table

Data File	Sample Name	Position	Level	Sample Type	Acq. Date & Time
16SE09-6850-005.d	Blank with IS	P2-B1		Sample	9/16/2009 16:44
16SE09-6850-006.d	ICAL_1 Perchlorate Std 0.15ng/mL	P2-B2	1	Calibration	9/16/2009 16:57
16SE09-6850-007.d	ICAL_2 Perchlorate Std 0.30ng/mL	P2-B3	2	Calibration	9/16/2009 17:09
16SE09-6850-008.d	ICAL_3 Perchlorate Std 0.50ng/mL	P2-B4	3	Calibration	9/16/2009 17:22
16SE09-6850-009.d	ICAL_4 Perchlorate Std 1.0ng/mL	P2-B5	4	Calibration	9/16/2009 17:34
16SE09-6850-010.d	ICAL_5 Perchlorate Std 2.0ng/mL	P2-B6	5	Calibration	9/16/2009 17:47
16SE09-6850-011.d	ICAL_6 Perchlorate Std 5.0ng/mL	P2-B7	6	Calibration	9/16/2009 17:59
16SE09-6850-012.d	ICAL_7 Perchlorate Std 10ng/mL	P2-B8	7	Calibration	9/16/2009 18:12
16SE09-6850-013.d	ICAL_8 Perchlorate Std 20ng/mL	P2-B9	8	Calibration	9/16/2009 18:24
16SE09-6850-014.d	ICV Perchlorate Std 5.0ng/mL	P2-C2	ICV	QC	9/16/2009 18:37
16SE09-6850-015.d	Blank with IS	P2-C1		Sample	9/16/2009 18:49
16SE09-6850-016.d	LODV Perchlorate Std 0.15ng/mL	P2-B2	LODV	QC	9/16/2009 19:01
16SE09-6850-017.d	LODV Perchlorate Std 0.15ng/mL	P2-B2	LODV	QC	9/16/2009 19:18
16SE09-6850-018.d	CCV_5 Perchlorate Std 2.0ng/mL	P2-B6	CCV5	QC	9/16/2009 19:46
16SE09-6850-019.d	G9I140000-MB, 9257436, 20mL/20mL	P1-A1		Sample	9/16/2009 19:58
16SE09-6850-020.d	G9I140000-LCS, 9257436, 20mL/20mL	P1-A2	LCS	QC	9/16/2009 20:11
16SE09-6850-021.d	A9I040259-1, 9257436, 20mL/20mL	P1-A3		Sample	9/16/2009 20:23
16SE09-6850-022.d	A9I040259-2, 9257436, 20mL/20mL	P1-A4		Sample	9/16/2009 20:36
16SE09-6850-023.d	A9I040259-3, 9257436, 20mL/20mL	P1-A5		Sample	9/16/2009 20:48
16SE09-6850-024.d	A9I040259-4, 9257436, 20mL/20mL	P1-A6		Sample	9/16/2009 21:01
16SE09-6850-025.d	A9I040259-5, 9257436, 20mL/20mL	P1-A7		Sample	9/16/2009 21:13
16SE09-6850-026.d	A9I040259-6, 9257436, 20mL/20mL	P1-A8		Sample	9/16/2009 21:26
16SE09-6850-027.d	A9I040259-7, 9257436, 20mL/20mL	P1-A9		Sample	9/16/2009 21:38
16SE09-6850-028.d	A9I040259-8, 9257436, 20mL/20mL	P1-B1		Sample	9/16/2009 21:50
16SE09-6850-029.d	CCV_4 Perchlorate Std 1.0ng/mL	P2-B5	CCV4	QC	9/16/2009 22:03
16SE09-6850-030.d	A9I040259-9, 9257436, 20mL/20mL	P1-B2		Sample	9/16/2009 22:15
16SE09-6850-031.d	A9I040259-9MS, 9257436, 20mL/20mL	P1-B3	MS	QC	9/16/2009 22:28
16SE09-6850-032.d	A9I040259-9SD, 9257436, 20mL/20mL	P1-B4	MS	QC	9/16/2009 22:40
16SE09-6850-033.d	A9I050191-1, 9257436, 20mL/20mL	P1-B5		Sample	9/16/2009 22:52
16SE09-6850-034.d	A9I050191-3, 9257436, 20mL/20mL	P1-B6		Sample	9/16/2009 23:05

TestAmerica Inc.

Perchlorate by 6850/DOD Handbook SAC-LC-0012

Data File	Sample Name	Position	Level	Sample Type	Acq. Date & Time
16SE09-6850-035.d	A9I050191-4, 9257436, 20mL/20mL	P1-B7		Sample	9/16/2009 23:17
16SE09-6850-036.d	A9I050191-5, 9257436, 20mL/20mL	P1-B8		Sample	9/16/2009 23:30
16SE09-6850-037.d	A9I090172-1 RI, 9258425, 20mL/20mL	P1-C3		Sample	9/16/2009 23:42
16SE09-6850-038.d	G9I040000-MB, 9247457, 20mL/20mL	P1-B9		Sample	9/16/2009 23:55
16SE09-6850-039.d	G9I040000-LCS, 9247457, 20mL/20mL	P1-C1	LCS	QC	9/17/2009 0:07
16SE09-6850-040.d	CCV_5 Perchlorate Std 2.0ng/mL	P2-B6	CCV5	QC	9/17/2009 0:20
16SE09-6850-041.d	G9I040000-SMCS, 9247457, 20mL/20mL	P1-C2	SMCS	QC	9/17/2009 0:32
16SE09-6850-042.d	G9I010308-1, 9247457, 20mL/20mL	P1-C4		Sample	9/17/2009 0:45
16SE09-6850-043.d	G9I010308-1MS, 9247457, 20mL/20mL	P1-C5	MS	QC	9/17/2009 0:57
16SE09-6850-044.d	G9I010308-1SD, 9247457, 20mL/20mL	P1-C6	MS	QC	9/17/2009 1:10
16SE09-6850-045.d	G9I010308-2, 9247457, 20mL/20mL	P1-C7		Sample	9/17/2009 1:22
16SE09-6850-046.d	G9I010308-3, 9247457, 20mL/20mL	P1-C8		Sample	9/17/2009 1:34
16SE09-6850-047.d	G9I010308-4, 9247457, 20mL/20mL	P1-C9		Sample	9/17/2009 1:47
16SE09-6850-048.d	IDOC JD 8321 9/16/09 MB	P1-D1		Sample	9/17/2009 1:59
16SE09-6850-049.d	IDOC JD 8321 9/16/09 LCS1	P1-D2		Sample	9/17/2009 2:12
16SE09-6850-050.d	IDOC JD 8321 9/16/09 LCS2	P1-D3		Sample	9/17/2009 2:24
16SE09-6850-051.d	CCV_4 Perchlorate Std 1.0ng/mL	P2-B5	CCV4	QC	9/17/2009 2:37
16SE09-6850-052.d	IDOC JD 8321 9/16/09 LCS3	P1-D4		Sample	9/17/2009 2:49
16SE09-6850-053.d	IDOC JD 8321 9/16/09 LCS4	P1-D5		Sample	9/17/2009 3:01
16SE09-6850-054.d	G9H270346-19,9240360, 3.00g/10mL	P1-D6		Sample	9/17/2009 3:14
16SE09-6850-055.d	CCV_5 Perchlorate Std 2.0ng/mL	P2-B6	CCV5	QC	9/17/2009 3:26
16SE09-6850-056.d	LODV Perchlorate Std 0.15ng/mL	P2-B2	LODV	QC	9/17/2009 3:39

Quantitation Results

Compound *Perchlorate*

Data File	Compound	Sample Type	Exp Conc	Response	Accuracy	Final Conc.
16SE09-6850-005.d	Perchlorate	Sample				
16SE09-6850-006.d	Perchlorate	Calibration	0.1500	2398	100.9	
16SE09-6850-007.d	Perchlorate	Calibration	0.3000	4873	100.3	
16SE09-6850-008.d	Perchlorate	Calibration	0.5000	8023	97.6	
16SE09-6850-009.d	Perchlorate	Calibration	1.0000	15619	96.0	
16SE09-6850-010.d	Perchlorate	Calibration	2.0000	33038	101.4	
16SE09-6850-011.d	Perchlorate	Calibration	5.0000	84685	103.7	
16SE09-6850-012.d	Perchlorate	Calibration	10.0000	170059	100.8	
16SE09-6850-013.d	Perchlorate	Calibration	20.0000	341168	99.0	

North Canton

TestAmerica Inc.

Perchlorate by 6850/DOD Handbook SAC-LC-0012

Data File	Compound	Sample Type	Exp Conc.	Response	Accuracy	Final Conc.
16SE09-6850-014.d	Perchlorate	QC	5.0000	86747	104.9	
16SE09-6850-015.d	Perchlorate	Sample				
16SE09-6850-016.d	Perchlorate	QC	0.1500	2507	105.4	
16SE09-6850-017.d	Perchlorate	QC	0.1500	2632	110.6	
16SE09-6850-018.d	Perchlorate	QC	2.0000	35331	103.3	
16SE09-6850-019.d	Perchlorate	Sample				
16SE09-6850-020.d	Perchlorate	QC	5.0000	70323	90.3	
16SE09-6850-021.d	Perchlorate	Sample		10862		
16SE09-6850-022.d	Perchlorate	Sample		2247206		
16SE09-6850-023.d	Perchlorate	Sample		1734767		
16SE09-6850-024.d	Perchlorate	Sample				
16SE09-6850-025.d	Perchlorate	Sample		2874191		
16SE09-6850-026.d	Perchlorate	Sample				
16SE09-6850-027.d	Perchlorate	Sample		808584		
16SE09-6850-028.d	Perchlorate	Sample		13832402		
16SE09-6850-029.d	Perchlorate	QC	1.0000	15964	105.1	
16SE09-6850-030.d	Perchlorate	Sample		324778		
16SE09-6850-031.d	Perchlorate	QC	5.0000	273672	442.4	
16SE09-6850-032.d	Perchlorate	QC	5.0000	352215	435.5	
16SE09-6850-033.d	Perchlorate	Sample		809		
16SE09-6850-034.d	Perchlorate	Sample		8509		
16SE09-6850-035.d	Perchlorate	Sample		8035		
16SE09-6850-036.d	Perchlorate	Sample		5746		
16SE09-6850-037.d	Perchlorate	Sample		1048		
16SE09-6850-038.d	Perchlorate	QC	5.0000			
16SE09-6850-039.d	Perchlorate	QC	0.5000	7537	109.5	
16SE09-6850-040.d	Perchlorate	QC	2.0000	29873	103.2	
16SE09-6850-041.d	Perchlorate	Sample		8583		
16SE09-6850-042.d	Perchlorate	Sample		1151027		
16SE09-6850-043.d	Perchlorate	QC	5.0000	1160588	1353.5	
16SE09-6850-044.d	Perchlorate	QC	5.0000	1101027	1375.5	
16SE09-6850-045.d	Perchlorate	Sample		1153059		

2209

North Canton

TestAmerica Inc.
Perchlorate by 6850/DOD Handbook SAC-LC-0012

Data File	Compound	Sample Type	Exp Conc	Response	Accuracy	Final Conc.
16SE09-6850-046.d	Perchlorate	Sample		153		
16SE09-6850-047.d	Perchlorate	Sample				
16SE09-6850-048.d	Perchlorate	Sample				
16SE09-6850-049.d	Perchlorate	Sample		67416		
16SE09-6850-050.d	Perchlorate	Sample		68249		
16SE09-6850-051.d	Perchlorate	QC	1.0000	14324	99.3	
16SE09-6850-052.d	Perchlorate	Sample		76202		
16SE09-6850-053.d	Perchlorate	Sample		68861		
16SE09-6850-054.d	Perchlorate	Sample		1317		
16SE09-6850-055.d	Perchlorate	QC	2.0000	28850	105.5	
16SE09-6850-056.d	Perchlorate	QC	0.1500	2542	115.1	

Compound *Perchlorate-(35Cl18O4)*

Data File	Compound	Sample Type	Exp Conc	Response	Accuracy	Final Conc.
16SE09-6850-005.d	Perchlorate-(35Cl18O4)	Sample		176759		
16SE09-6850-006.d	Perchlorate-(35Cl18O4)	Calibration	10.0000	177468		
16SE09-6850-007.d	Perchlorate-(35Cl18O4)	Calibration	10.0000	181636		
16SE09-6850-008.d	Perchlorate-(35Cl18O4)	Calibration	10.0000	184305		
16SE09-6850-009.d	Perchlorate-(35Cl18O4)	Calibration	10.0000	181524		
16SE09-6850-010.d	Perchlorate-(35Cl18O4)	Calibration	10.0000	179561		
16SE09-6850-011.d	Perchlorate-(35Cl18O4)	Calibration	10.0000	173665		
16SE09-6850-012.d	Perchlorate-(35Cl18O4)	Calibration	10.0000	170078		
16SE09-6850-013.d	Perchlorate-(35Cl18O4)	Calibration	10.0000	157488		
16SE09-6850-014.d	Perchlorate-(35Cl18O4)	QC	10.0000	175862		
16SE09-6850-015.d	Perchlorate-(35Cl18O4)	Sample		181284		
16SE09-6850-016.d	Perchlorate-(35Cl18O4)	QC	10.0000	177641		
16SE09-6850-017.d	Perchlorate-(35Cl18O4)	QC	10.0000	177768		
16SE09-6850-018.d	Perchlorate-(35Cl18O4)	QC	10.0000	188412		
16SE09-6850-019.d	Perchlorate-(35Cl18O4)	Sample		204924		
16SE09-6850-020.d	Perchlorate-(35Cl18O4)	QC	10.0000	166871		
16SE09-6850-021.d	Perchlorate-(35Cl18O4)	Sample		175215		
16SE09-6850-022.d	Perchlorate-(35Cl18O4)	Sample		100199		
16SE09-6850-023.d	Perchlorate-(35Cl18O4)	Sample		102347		

UCL = 263574
- AVG = 175716
LCL = 87858

2210

TestAmerica Inc.
Perchlorate by 6850/DOD Handbook SAC-LC-0012

Data File	Compound	Sample Type	Exp Conc	Response	Accuracy	Final Conc.
16SE09-6850-024.d	Perchlorate-(35Cl1804)	Sample		178514		
16SE09-6850-025.d	Perchlorate-(35Cl1804)	Sample		81876		
16SE09-6850-026.d	Perchlorate-(35Cl1804)	Sample				
16SE09-6850-027.d	Perchlorate-(35Cl1804)	Sample		128892		
16SE09-6850-028.d	Perchlorate-(35Cl1804)	Sample		23892		
16SE09-6850-029.d	Perchlorate-(35Cl1804)	QC	10.0000	169248		
16SE09-6850-030.d	Perchlorate-(35Cl1804)	Sample		174550		
16SE09-6850-031.d	Perchlorate-(35Cl1804)	QC	10.0000	110611		
16SE09-6850-032.d	Perchlorate-(35Cl1804)	QC	10.0000	145109		
16SE09-6850-033.d	Perchlorate-(35Cl1804)	Sample		183327		
16SE09-6850-034.d	Perchlorate-(35Cl1804)	Sample		176027		
16SE09-6850-035.d	Perchlorate-(35Cl1804)	Sample		166889		
16SE09-6850-036.d	Perchlorate-(35Cl1804)	Sample		232672		
16SE09-6850-037.d	Perchlorate-(35Cl1804)	Sample		162226		
16SE09-6850-038.d	Perchlorate-(35Cl1804)	QC	10.0000	153492		
16SE09-6850-039.d	Perchlorate-(35Cl1804)	QC	10.0000	154294		
16SE09-6850-040.d	Perchlorate-(35Cl1804)	QC	10.0000	159551		
16SE09-6850-041.d	Perchlorate-(35Cl1804)	Sample		205152		
16SE09-6850-042.d	Perchlorate-(35Cl1804)	Sample		106625		
16SE09-6850-043.d	Perchlorate-(35Cl1804)	QC	10.0000	107280		
16SE09-6850-044.d	Perchlorate-(35Cl1804)	QC	10.0000	99429		
16SE09-6850-045.d	Perchlorate-(35Cl1804)	Sample		110569		
16SE09-6850-046.d	Perchlorate-(35Cl1804)	Sample		162658		
16SE09-6850-047.d	Perchlorate-(35Cl1804)	Sample		157473		
16SE09-6850-048.d	Perchlorate-(35Cl1804)	Sample		179126		
16SE09-6850-049.d	Perchlorate-(35Cl1804)	Sample		147477		
16SE09-6850-050.d	Perchlorate-(35Cl1804)	Sample		155265		
16SE09-6850-051.d	Perchlorate-(35Cl1804)	QC	10.0000	160929		
16SE09-6850-052.d	Perchlorate-(35Cl1804)	Sample		173684		
16SE09-6850-053.d	Perchlorate-(35Cl1804)	Sample		151273		
16SE09-6850-054.d	Perchlorate-(35Cl1804)	Sample		143244		
16SE09-6850-055.d	Perchlorate-(35Cl1804)	QC	10.0000	150605		
16SE09-6850-056.d	Perchlorate-(35Cl1804)	QC	10.0000	165034		

TestAmerica Inc.
Perchlorate by 6850/DOD Handbook SAC-LC-0012

Batch Info

Batch Data Path	D:\Massbunter\Data\perchlorate_3KNM191731VF\09162009-PERC\QuantResults\16SE09-6850&8321.batch.xml		
Analysis Time	9/17/2009 10:38 AM	**Analyst Name**	BarnettJ
Report Time	9/17/2009 10:43 AM	**Reporter Name**	BarnettJ
Last Calib Update	9/17/2009 10:38 AM	**Batch State**	Processed

Calibration Info

Target Compound *Perchlorate*

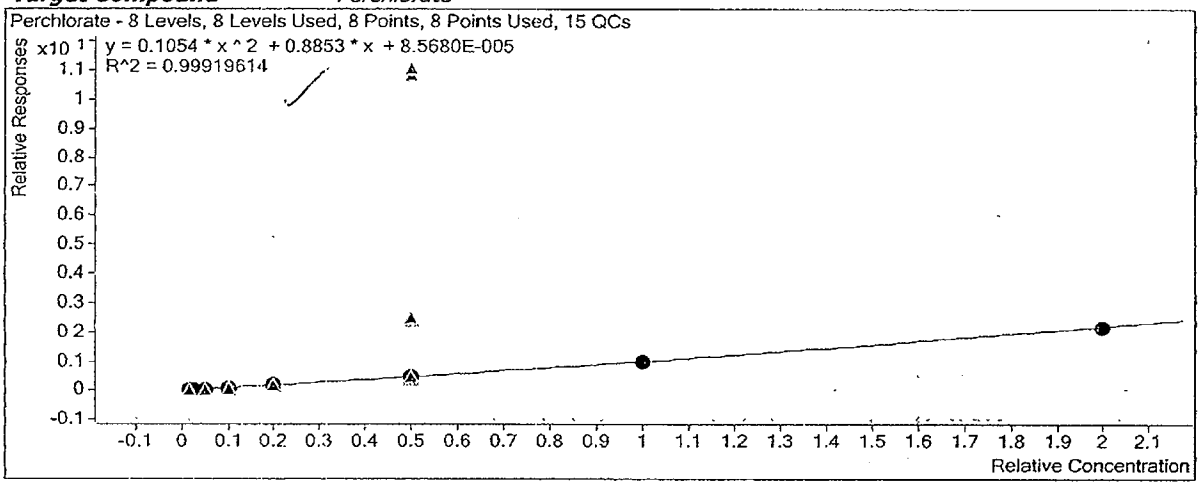

Calibration STD	Level	Enabled	Response	RF	Exp Conc
16SE09-6850-006.d	1	☑	2398	0.9008	0.1500
16SE09-6850-007.d	2	☑	4873	0.8943	0.3000
16SE09-6850-008.d	3	☑	8023	0.8706	0.5000
16SE09-6850-009.d	4	☑	15619	0.8604	1.0000
16SE09-6850-010.d	5	☑	33038	0.9200	2.0000
16SE09-6850-011.d	6	☑	84685	0.9753	5.0000
16SE09-6850-012.d	7	☑	170059	0.9999	10.0000
16SE09-6850-013.d	8	☑	341168	1.0832	20.0000
16SE09-6850-029.d	CCV4	☑	15964	0.9432	1.0000
16SE09-6850-051.d	CCV4	☑	14324	0.8901	1.0000
16SE09-6850-018.d	CCV5	☑	35331	0.9376	2.0000
16SE09-6850-040.d	CCV5	☑	29873	0.9362	2.0000
16SE09-6850-055.d	CCV5	☑	28850	0.9578	2.0000
16SE09-6850-014.d	ICV	☑	86747	0.9865	5.0000
16SE09-6850-020.d	LCS	☑	70323	0.8428	5.0000
16SE09-6850-020.d	LCS	☑	70322	0.8428	5.0000
16SE09-6850-016.d	LODV	☑	2507	0.9408	0.1500
16SE09-6850-017.d	LODV	☑	2632	0.9871	0.1500
16SE09-6850-056.d	LODV	☑	2542	1.0269	0.1500
16SE09-6850-031.d	MS	☑	273672	4.9484	5.0000
16SE09-6850-032.d	MS	☑	352215	4.8545	5.0000
16SE09-6850-043.d	MS	☑	1160588	21.6366	5.0000
16SE09-6850-044.d	MS	☑	1101027	22.1470	5.0000
16SE09-6850-039.d	SMCS	☑	7537	0.9770	0.5000

ICal

105%

TestAmerica Inc.

Perchlorate by 6850/DOD Handbook SAC-LC-0012

Calibration STD	Level	Enabled	Response	RF	Exp Conc

Target Compound *Perchlorate-(35Cl18O4)*

Calibration STD	Level	Enabled	Response	RF	Exp Conc
16SE09-6850-006.d	1	☑	177468	17746.8000	10.0000
16SE09-6850-007.d	2	☑	181636	18163.6000	10.0000
16SE09-6850-008.d	3	☑	184305	18430.5000	10.0000
16SE09-6850-009.d	4	☑	181524	18152.4000	10.0000
16SE09-6850-010.d	5	☑	179561	17956.1000	10.0000
16SE09-6850-011.d	6	☑	173665	17366.5000	10.0000
16SE09-6850-012.d	7	☑	170078	17007.8000	10.0000
16SE09-6850-013.d	8	☑	157488	15748.8000	10.0000
16SE09-6850-029.d	CCV4	☑	169248	16924.8000	10.0000
16SE09-6850-051.d	CCV4	☑	160929	16092.9000	10.0000
16SE09-6850-018.d	CCV5	☑	188412	18841.2000	10.0000
16SE09-6850-040.d	CCV5	☑	159551	15955.1000	10.0000
16SE09-6850-055.d	CCV5	☑	150605	15060.5000	10.0000
16SE09-6850-014.d	ICV	☑	175862	17586.2000	10.0000
16SE09-6850-020.d	LCS	☑	166871	16687.1000	10.0000
16SE09-6850-038.d	LCS	☑	153492	15349.2000	10.0000
16SE09-6850-016.d	LODV	☑	177641	17764.1000	10.0000
16SE09-6850-017.d	LODV	☑	177768	17776.8000	10.0000
16SE09-6850-056.d	LODV	☑	165034	16503.4000	10.0000
16SE09-6850-031.d	MS	☑	110611	11061.1000	10.0000
16SE09-6850-032.d	MS	☑	145109	14510.9000	10.0000
16SE09-6850-043.d	MS	☑	107280	10728.0000	10.0000
16SE09-6850-044.d	MS	☑	99429	9942.9000	10.0000
16SE09-6850-039.d	SMCS	☑	154294	15429.4000	10.0000

TestAmerica Inc.
Perchlorate by 6850/DOD Handbook SAC-LC-0012

Batch Data Path D:\Masshunter\Data\perchlorate_3KNM191731VE\09162009-PERC\QuantResults\16SE09-6850&8321.batch xml

Analysis Information

Acquisition Date - Time	9/16/2009 16:44
Analyst	Barnett,J
Data File	16SE09-6850-005.d
Acquisition Method	PercMRM_new.m
Sample Name	Blank with IS
Sample Identification	Blank + IS
Sample Information	IC-Pak Anion HR 75x4.6mm, T=40°C, 35:65 isocratic, 80uL injection, coll=25, frag=120, source=2000v.
Sample Type	Sample
Sample Position	P2-B1

Quantitation Results

Name	Type	RT	Area	Precursor	Product	Final Conc.	Injection Conc.	Dilution
Perchlorate	Target	7.100		99	83			1
Perchlorate-(35Cl18O4)	ISTD	7.100	176759	107	89			1

Qualifier Ion	Area	Precursor	Product	Ratio	Min	Max
Perchlorate		101	85	#DIV/0!	2.30	3.80
Perchlorate-(35Cl18O4)	55136	109	91	3.21	2.30	3.80

Compound Graphics

Target Compound *Perchlorate*

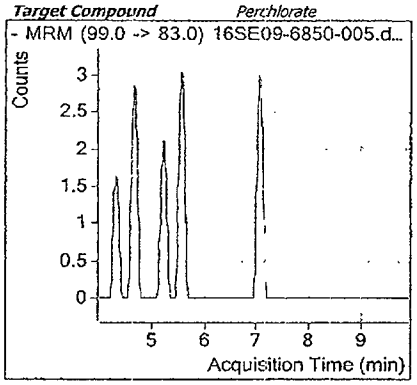

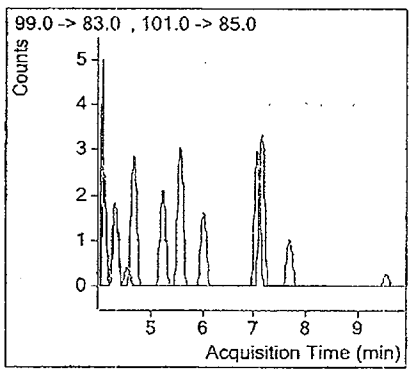

Target Compound *Perchlorate-(35Cl18O4)*

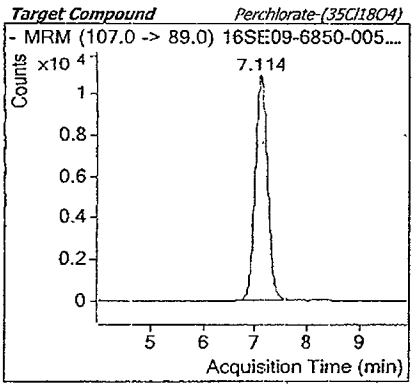

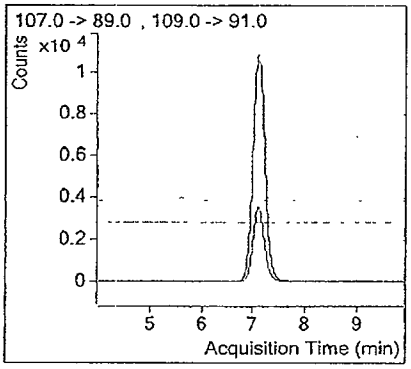

Batch Data Path D:\Masshunter\Data\perchlorate_3KNM191731VE\09162009-PERC\QuantResults\16SE09-6850&8321.batch.xml

Analysis Information

Acquisition Date - Time	9/16/2009 16:57
Analyst	BarnettJ
Data File	16SE09-6850-006.d
Acquisition Method	PercMRM_new.m
Sample Name	ICAL_1 Perchlorate Std 0.15ng/mL
Sample Identification	E090803B
Sample Information	IC-Pak Anion HR 75x4.6mm, T=40°C, 35:65 isocratic, 80uL injection, coil=25, frag=120, source=2000v.
Sample Type	Calibration
Sample Position	P2-B2

Quantitation Results

Name	Type	RT	Area	Precursor	Product	Final Conc.	Injection Conc.	Dilution
Perchlorate	Target	7.100	2398	99	83	0.15140	0.15140	1
Perchlorate-(35Cl18O4)	ISTD	7.100	177468	107	89			1

Qualifier Ion	Area	Precursor	Product	Ratio	Min	Max
Perchlorate	846	101	85	2.83	2.30	3.80
Perchlorate-(35Cl18O4)	54913	109	91	3.23	2.30	3.80

Compound Graphics

Target Compound *Perchlorate*

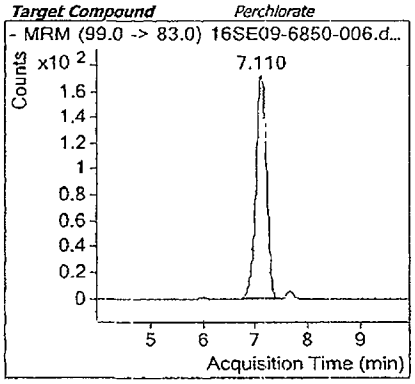

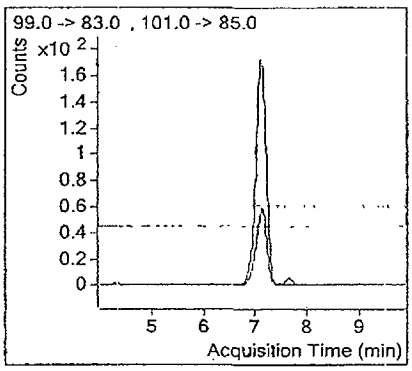

Target Compound *Perchlorate-(35Cl18O4)*

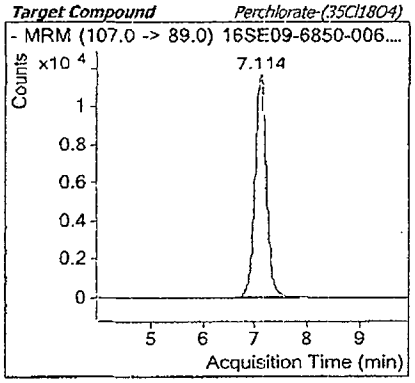

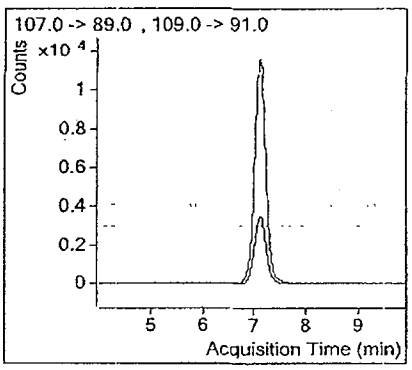

Batch Data Path	D:\Masshunter\Data\perchlorate_3KNM191731VE\09162009-PERC\QuantResults\16SE09-6850&8321.batch.xml

Analysis Information

Acquisition Date - Time	9/16/2009 17:09
Analyst	BarnettJ
Data File	16SE09-6850-007.d
Acquisition Method	PercMRM_new.m
Sample Name	ICAL_2 Perchlorate Std 0.30ng/mL
Sample Identification	E090803C
Sample Information	IC-Pak Anion HR 75x4 6mm, T=40°C, 35:65 isocratic, 80uL injection, coil=25, frag=120, source=2000v
Sample Type	Calibration
Sample Position	P2-B3

Quantitation Results

Name	Type	RT	Area	Precursor	Product	Final Conc.	Injection Conc.	Dilution
Perchlorate	Target	7.100	4873	99	83	0.30101	0.30101	1
Perchlorate-(35Cl18O4)	ISTD	7.100	181636	107	89			1

Qualifier Ion	Area	Precursor	Product	Ratio	Min	Max
Perchlorate	1742	101	85	2.80	2.30	3.80
Perchlorate-(35Cl18O4)	56732	109	91	3.20	2.30	3.80

Compound Graphics

Target Compound *Perchlorate*

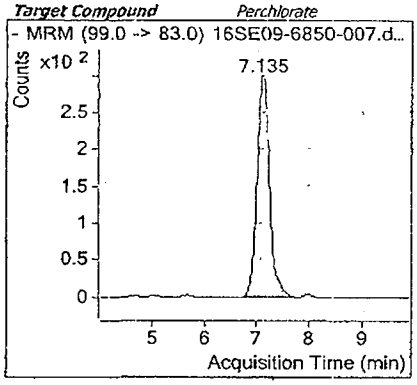

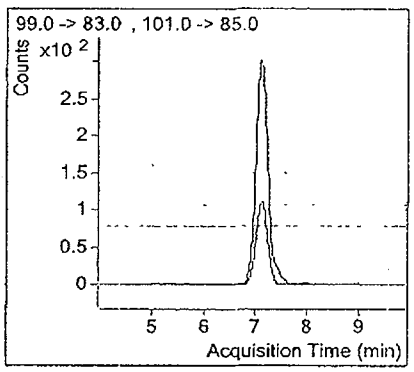

Target Compound *Perchlorate-(35Cl18O4)*

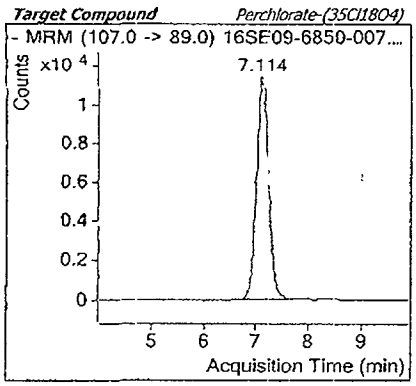

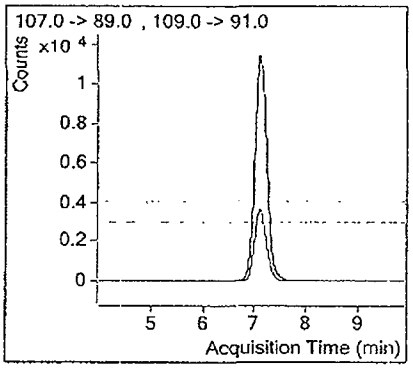

TestAmerica Inc.
Perchlorate by 6850/DOD Handbook SAC-LC-0012

Batch Data Path D:\Masshunter\Data\perchlorate_3KNM191731VE\09162009-PERC\QuantResults\16SE09-6850&8321.batch.xml

Analysis Information

Acquisition Date - Time	9/16/2009 17:22
Analyst	BarnettJ
Data File	16SE09-6850-008.d
Acquisition Method	PercMRM_new.m
Sample Name	ICAL_3 Perchlorate Std 0.50ng/mL
Sample Identification	E090803D
Sample Information	IC-Pak Anion HR 75x4 6mm, T=40°C, 35:65 isocratic, 80uL injection, coll=25, frag=120, source=2000v
Sample Type	Calibration
Sample Position	P2-B4

Quantitation Results

Name	Type	RT	Area	Precursor	Product	Final Conc.	Injection Conc.	Dilution
Perchlorate	Target	7.100	8023	99	83	0.48793	0.48793	1
Perchlorate-(35Cl18O4)	ISTD	7.100	184305	107	89			1

Qualifier Ion	Area	Precursor	Product	Ratio	Min	Max
Perchlorate	2779	101	85	2.89	2.30	3.80
Perchlorate-(35Cl18O4)	55374	109	91	3.33	2.30	3.80

Compound Graphics

Target Compound *Perchlorate*

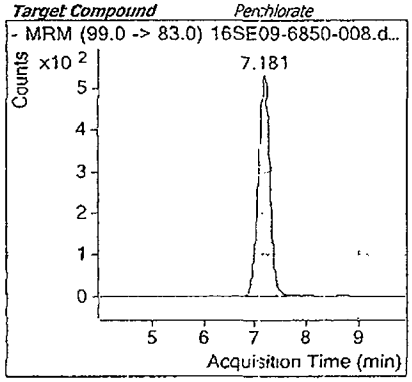

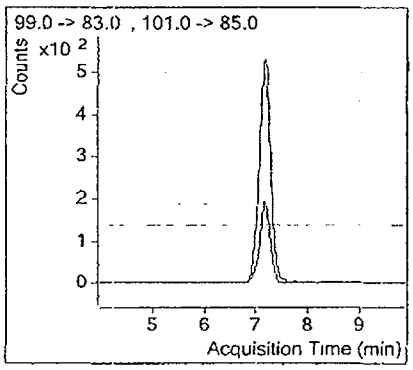

Target Compound *Perchlorate-(35Cl18O4)*

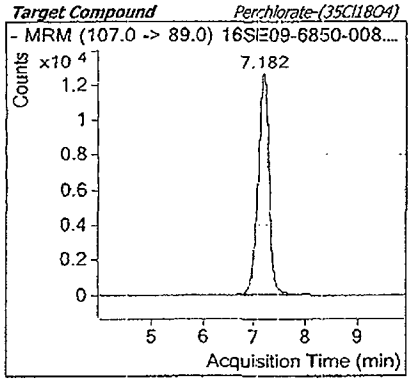

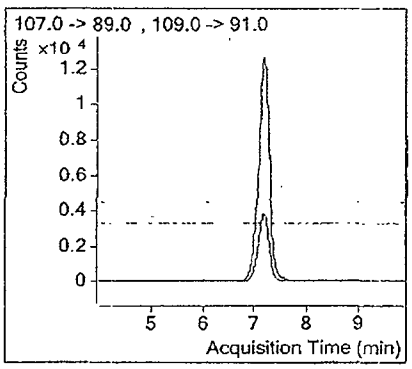

Batch Data Path	D:\Masshunter\Data\perchlorate_3KNM191731VE\09162009-PERC\QuantResults\16SE09-6850&8321.batch.xml

Analysis Information

Acquisition Date - Time	9/16/2009 17:34
Analyst	BarnettJ
Data File	16SE09-6850-009.d
Acquisition Method	PercMRM_new.m
Sample Name	ICAL_4 Perchlorate Std 1.0ng/mL
Sample Identification	E090803E
Sample Information	IC-Pak Anion HR 75x4 6mm, T=40°C, 35:65 isocratic, 80uL injection, coll=25, frag=120, source=2000v.
Sample Type	Calibration
Sample Position	P2-B5

Quantitation Results

Name	Type	RT	Area	Precursor	Product	Final Conc.	Injection Conc.	Dilution
Perchlorate	Target	7.100	15619	99	83	0.96002	0.96002	1
Perchlorate-(35Cl18O4)	ISTD	7.100	181524	107	89			1

Qualifier Ion	Area	Precursor	Product	Ratio	Min	Max
Perchlorate	5074	101	85	3.08	2.30	3.80
Perchlorate-(35Cl18O4)	57018	109	91	3.18	2.30	3.80

Compound Graphics

Target Compound *Perchlorate*

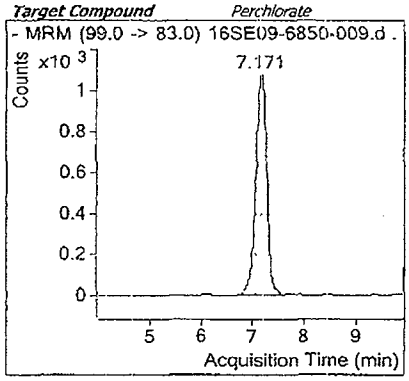

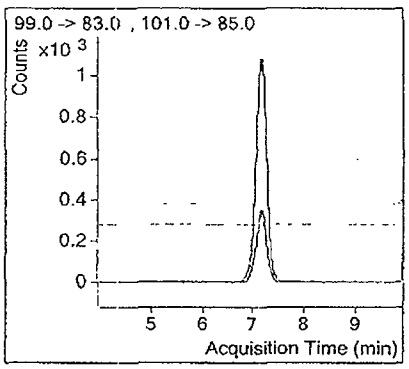

Target Compound *Perchlorate-(35Cl18O4)*

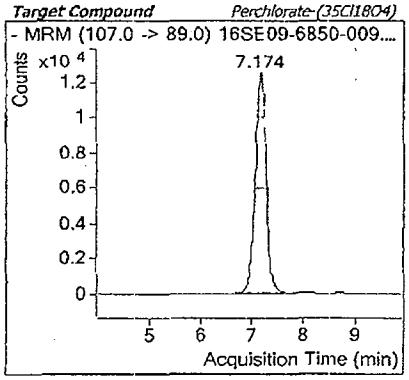

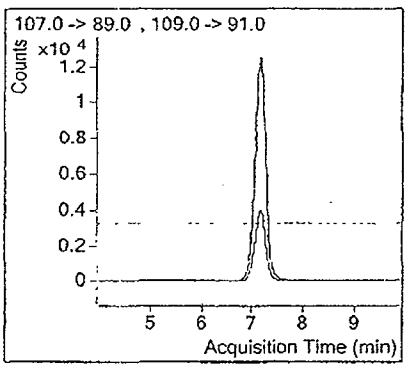

Batch Data Path D:\Masshunter\Data\perchlorate_3KNM191731VE\09162009-PERC\QuantResults\16SE09-6850&8321.batch.xml

Analysis Information

Acquisition Date - Time	9/16/2009 17:47
Analyst	BarnettJ
Data File	16SE09-6850-010.d
Acquisition Method	PercMRM_new m
Sample Name	ICAL_5 Perchlorate Std 2 0ng/mL
Sample Identification	E090803F
Sample Information	IC-Pak Anion HR 75x4.6mm, T=40°C, 35:65 isocratic, 80uL injection, coll=25, frag=120, source=2000v.
Sample Type	Calibration
Sample Position	P2-B6

Quantitation Results

Name	Type	RT	Area	Precursor	Product	Final Conc.	Injection Conc.	Dilution
Perchlorate	Target	7.100	33038	99	83	2.02846	2.02846	1
Perchlorate-(35Cl18O4)	ISTD	7.100	179561	107	89			1

Qualifier Ion	Area	Precursor	Product	Ratio	Min	Max
Perchlorate	11140	101	85	2.97	2.30	3.80
Perchlorate-(35Cl18O4)	54892	109	91	3.27	2.30	3.80

Compound Graphics

Target Compound *Perchlorate*

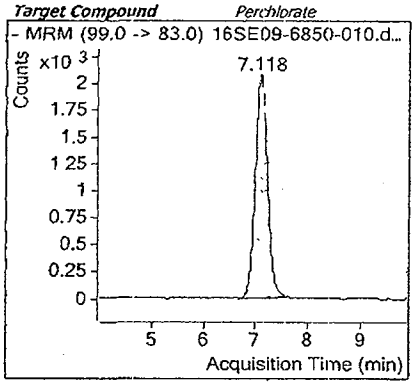

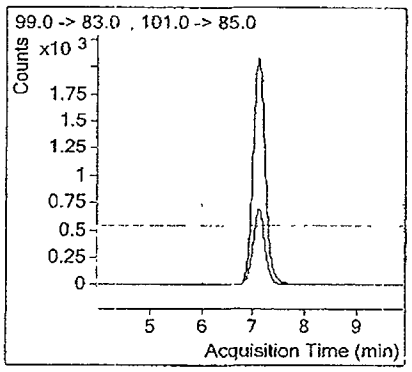

Target Compound *Perchlorate-(35Cl18O4)*

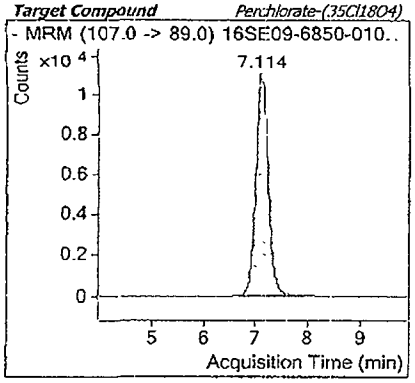

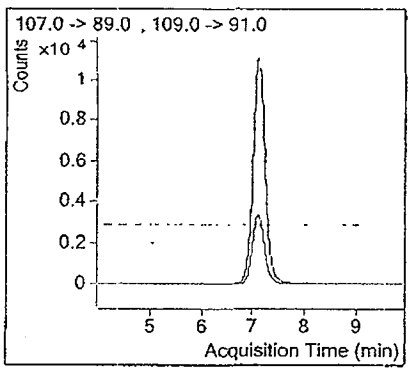

Batch Data Path D:\Masshunter\Data\perchlorate_3KNM191731VE\09162009-PERC\QuantResults\16SE09-6850&8321.batch.xml

Analysis Information

Acquisition Date - Time	9/16/2009 17:59
Analyst	BarnettJ
Data File	16SE09-6850-011 d
Acquisition Method	PercMRM_new.m
Sample Name	ICAL_6 Perchlorate Std 5.0ng/mL
Sample Identification	E090803G
Sample Information	IC-Pak Anion HR 75x4.6mm, T=40°C, 35 65 isocratic, 80uL injection, coll=25, frag=120, source=2000v.
Sample Type	Calibration
Sample Position	P2-B7

Quantitation Results

Name	Type	RT	Area	Precursor	Product	Final Conc.	Injection Conc.	Dilution
Perchlorate	Target	7.100	84685	99	83	5.18709	5.18709	1
Perchlorate-(35Cl18O4)	ISTD	7.100	173665	107	89			1

Qualifier Ion	Area	Precursor	Product	Ratio	Min	Max
Perchlorate	28467	101	85	2.97	2.30	3.80
Perchlorate-(35Cl18O4)	55317	109	91	3.14	2.30	3.80

Compound Graphics

Target Compound *Perchlorate*

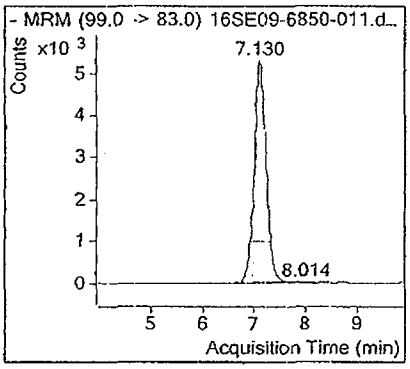

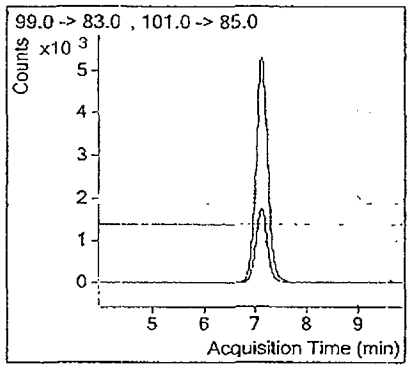

Target Compound *Perchlorate-(35Cl18O4)*

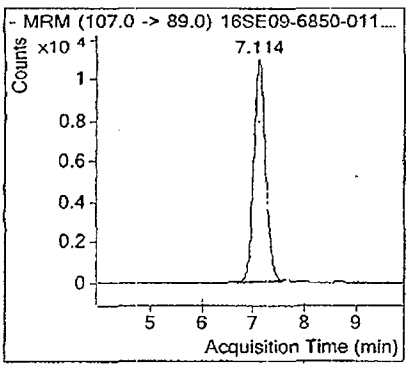

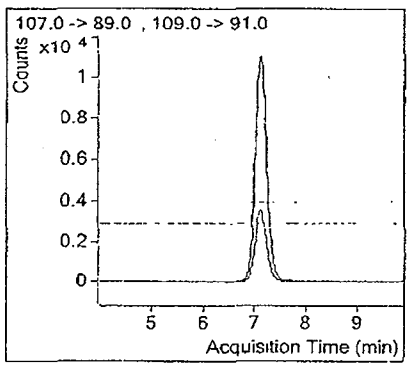

TestAmerica Inc.
Perchlorate by 6850/DOD Handbook SAC-LC-0012

Batch Data Path	D:\Masshunter\Data\perchlorate_3KNM191731VE\09162009-PERC\QuantResults\16SE09-6850&8321.batch.xml

Analysis Information

Acquisition Date - Time	9/16/2009 18:12
Analyst	BarnettJ
Data File	16SE09-6850-012.d
Acquisition Method	PercMRM_new.m
Sample Name	ICAL_7 Perchlorate Std 10ng/mL
Sample Identification	E090803H
Sample Information	IC-Pak Anion HR 75x4.6mm, T=40°C, 35:65 isocratic, 80uL injection, coll=25, frag=120, source=2000v.
Sample Type	Calibration
Sample Position	P2-B8

Quantitation Results

Name	Type	RT	Area	Precursor	Product	Final Conc.	Injection Conc.	Dilution
Perchlorate	Target	7.100	170059	99	83	10.08341	10.08341	1
Perchlorate-(35Cl18O4)	ISTD	7.100	170078	107	89			1

Qualifier Ion	Area	Precursor	Product	Ratio	Min	Max
Perchlorate	55479	101	85	3.07	2.30	3.80
Perchlorate-(35Cl18O4)	54563	109	91	3.12	2.30	3.80

Compound Graphics

Target Compound *Perchlorate*

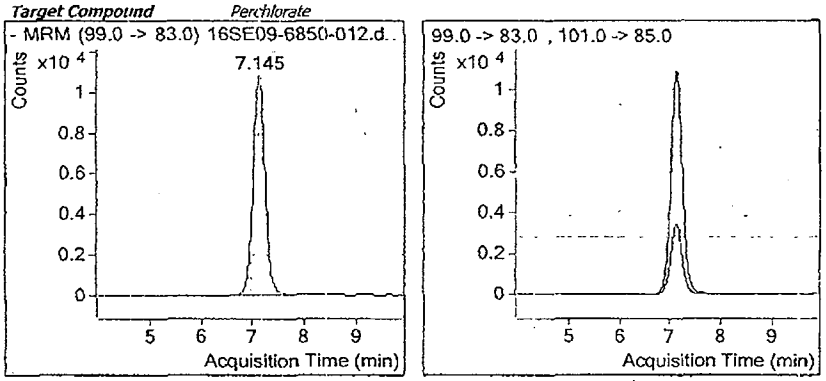

Target Compound *Perchlorate-(35Cl18O4)*

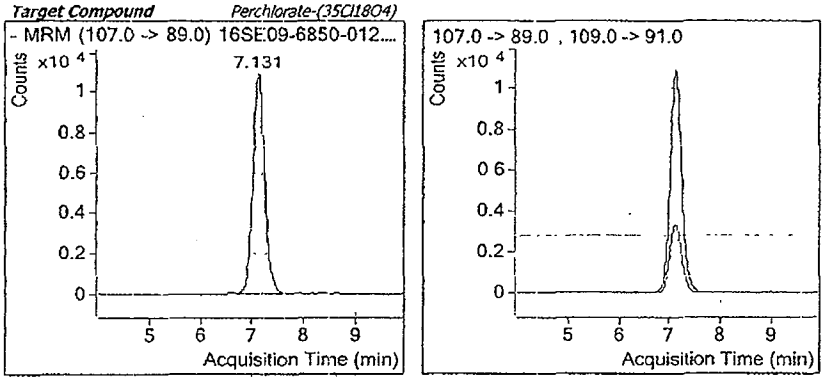

Batch Data Path D:\Masshunter\Data\perchlorate_3KNM191731VE\09162009-PERC\QuantResults\16SE09-6850&8321.batch.xml

Analysis Information

Acquisition Date - Time	9/16/2009 18:24
Analyst	BarnettJ
Data File	16SE09-6850-013.d
Acquisition Method	PercMRM_new m
Sample Name	ICAL_8 Perchlorate Std 20ng/mL
Sample Identification	E090803I
Sample Information	IC-Pak Anion HR 75x4.6mm, T=40°C, 35:65 isocratic, 80uL injection, coll=25, frag=120, source=2000v.
Sample Type	Calibration
Sample Position	P2-B9

Quantitation Results

Name	Type	RT	Area	Precursor	Product	Final Conc.	Injection Conc.	Dilution
Perchlorate	Target	7.100	341168	99	83	19.80170	19.80170	1
Perchlorate-(35Cl18O4)	ISTD	7.100	157488	107	89			1

Qualifier Ion	Area	Precursor	Product	Ratio	Min	Max
Perchlorate	105776	101	85	3.23	2.30	3.80
Perchlorate-(35Cl18O4)	48560	109	91	3.24	2.30	3.80

Compound Graphics

Target Compound *Perchlorate*

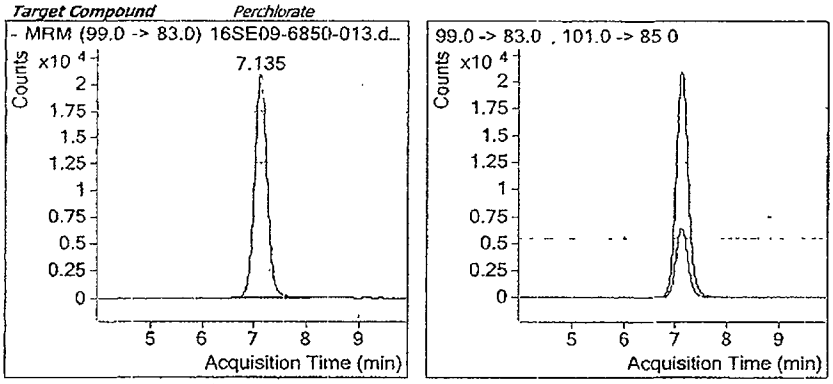

Target Compound *Perchlorate-(35Cl18O4)*

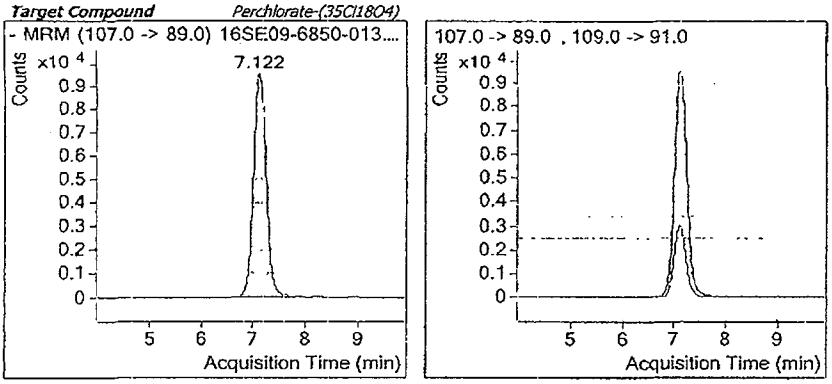

TestAmerica Inc.
Perchlorate by 6850/DOD Handbook SAC-LC-0012

Batch Data Path D:\Masshunter\Data\perchlorate_3KNM191731VE\09162009-PERC\QuantResults\16SE09-6850&8321.batch xml

Analysis Information

Acquisition Date - Time	9/16/2009 18:37
Analyst	BarnettJ
Data File	16SE09-6850-014.d
Acquisition Method	PercMRM_new m
Sample Name	ICV Perchlorate Std 5.0ng/mL
Sample Identification	E090803J
Sample Information	IC-Pak Anion HR 75x4 6mm, T=40°C, 35:65 isocratic, 80uL injection, coll=25, frag=120, source=2000v.
Sample Type	QC
Sample Position	P2-C2

Quantitation Results

Name	Type	RT	Area	Precursor	Product	Final Conc.	Injection Conc.	Dilution
Perchlorate	Target	7.100	86747	99	83	5.24370	5.24370	1
Perchlorate-(35Cl18O4)	ISTD	7.100	175862	107	89			1

Qualifier Ion	Area	Precursor	Product	Ratio	Min	Max
Perchlorate	27844	101	85	3.12	2.30	3.80
Perchlorate-(35Cl18O4)	57432	109	91	3.06	2.30	3.80

ICV in control
JSB 9/17/09

Compound Graphics

Target Compound *Perchlorate*

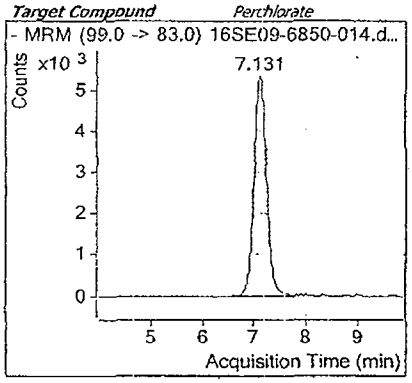

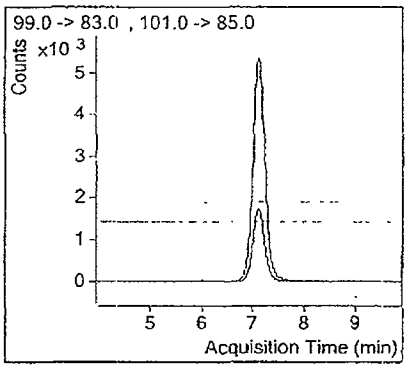

Target Compound *Perchlorate-(35Cl18O4)*

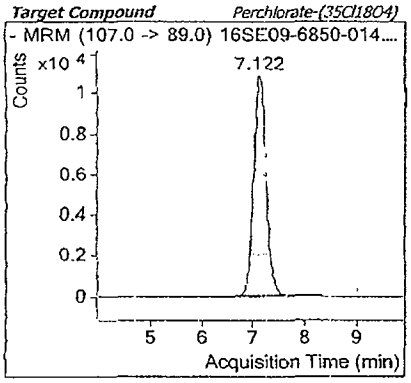

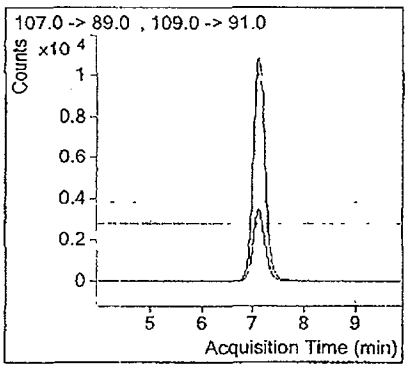

TestAmerica Inc.
Perchlorate by 6850/DOD Handbook SAC-LC-0012

Batch Data Path D:\Masshunter\Data\perchlorate_3KNM191731VE\09162009-PERC\QuantResults\16SE09-6850&8321.batch.xml

Analysis Information

Acquisition Date - Time	9/16/2009 18:49
Analyst	BarnettJ
Data File	16SE09-6850-015.d
Acquisition Method	PercMRM_new m
Sample Name	Blank with IS
Sample Identification	Blank + IS
Sample Information	IC-Pak Anion HR 75x4.6mm, T=40°C, 35:65 isocratic, 80uL injection, coll=25, frag=120, source=2000v.
Sample Type	Sample
Sample Position	P2-C1

Quantitation Results

Name	Type	RT	Area	Precursor	Product	Final Conc.	Injection Conc.	Dilution
Perchlorate	Target	7.100		99	83			1
Perchlorate-(35Cl18O4)	ISTD	7.100	181284	107	89			1

Qualifier Ion	Area	Precursor	Product	Ratio	Min	Max
Perchlorate		101	85	#DIV/0!	2.30	3.80
Perchlorate-(35Cl18O4)	58409	109	91	3.10	2.30	3.80

Compound Graphics

Target Compound *Perchlorate*

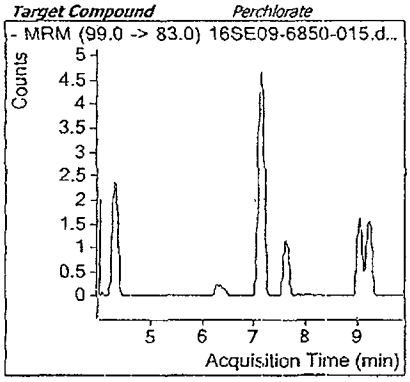

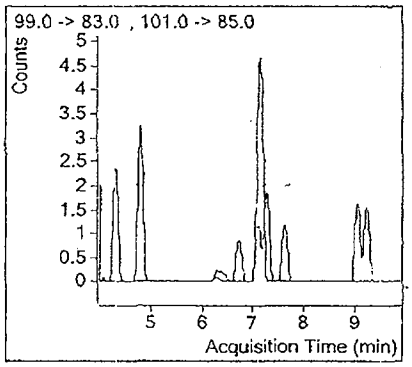

Target Compound *Perchlorate-(35Cl18O4)*

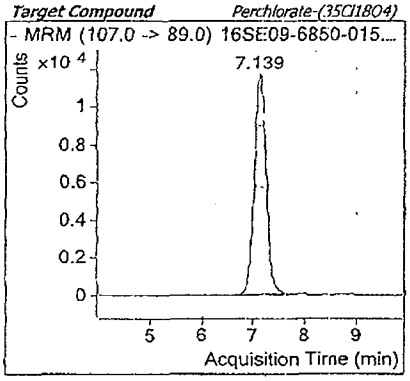

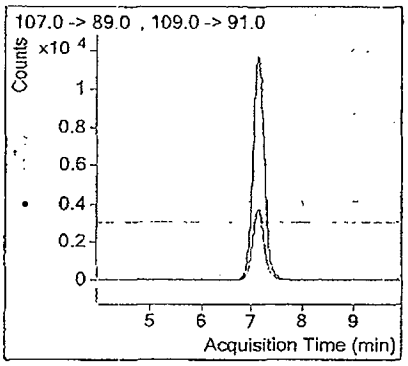

TestAmerica Inc.
Perchlorate by 6850/DOD Handbook SAC-LC-0012

Batch Data Path D:\Masshunter\Data\perchlorate_3KNM191731VE\09162009-PERC\QuantResults\16SE09-6850&8321.batch.xml

Analysis Information

Acquisition Date - Time	9/16/2009 19:01
Analyst	BarnettJ
Data File	16SE09-6850-016.d
Acquisition Method	PercMRM_new.m
Sample Name	LODV Perchlorate Std 0.15ng/mL
Sample Identification	E090803B
Sample Information	IC-Pak Anion HR 75x4.6mm, T=40°C, 35 65 isocratic, 80uL injection, coll=25, frag=120, source=2000v
Sample Type	QC
Sample Position	P2-B2

Quantitation Results

Name	Type	RT	Area	Precursor	Product	Final Conc.	Injection Conc.	Dilution
Perchlorate	Target	7.100	2507	99	83	0.15815	0.15815	1
Perchlorate-(35Cl18O4)	ISTD	7.100	177641	107	89			1

Qualifier Ion	Area	Precursor	Product	Ratio	Min	Max
Perchlorate	582	101	85	4.31	2.30	3.80
Perchlorate-(35Cl18O4)	54172	109	91	3.28	2.30	3.80

Ratio out
LODV in control
JEB 9/17/09
See next reading.

Compound Graphics

Target Compound *Perchlorate*

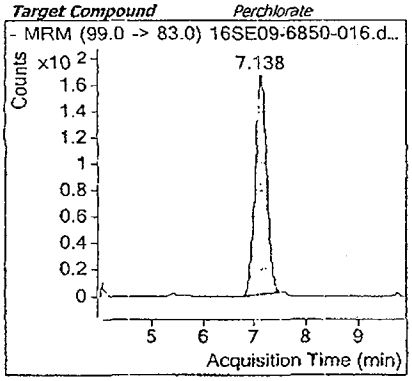

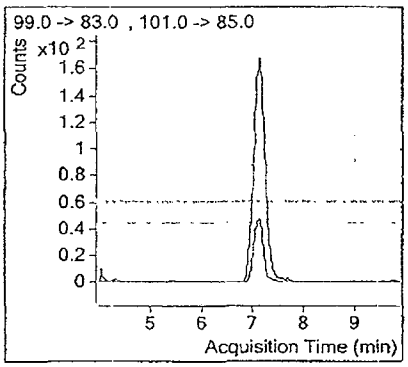

Target Compound *Perchlorate-(35Cl18O4)*

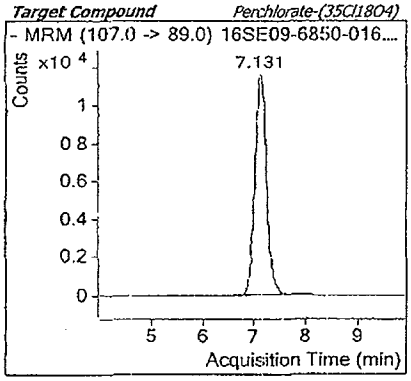

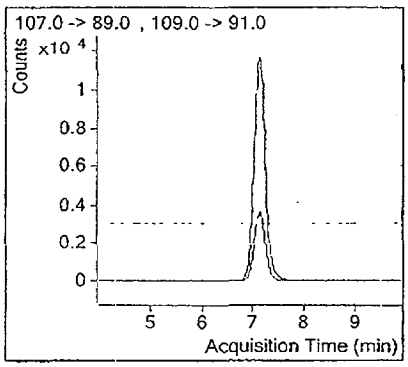

Batch Data Path	D:\Masshunter\Data\perchlorate_3KNM191731VE\09162009-PERC\QuantResults\16SE09-6850&8321.batch.xml

Analysis Information

Acquisition Date - Time	9/16/2009 19:18
Analyst	BarnettJ
Data File	16SE09-6850-017.d
Acquisition Method	PercMRM_new m
Sample Name	LODV Perchlorate Std 0.15ng/mL
Sample Identification	E090803B
Sample Information	IC-Pak Anion HR 75x4.6mm, T=40°C, 35:65 isocratic, 80uL injection, coll=25, frag=120, source=2000v.
Sample Type	QC
Sample Position	P2-B2

Quantitation Results

Name	Type	RT	Area	Precursor	Product	Final Conc.	Injection Conc.	Dilution
Perchlorate	Target	7.100	2632	99	83	0.16595	0.16595	1
Perchlorate-(35Cl18O4)	ISTD	7.100	177768	107	89			1

Qualifier Ion	Area	Precursor	Product	Ratio	Min	Max
Perchlorate	756	101	85	3.48	2.30	3.80
Perchlorate-(35Cl18O4)	56513	109	91	3.15	2.30	3.80

LODV in control
Ratio in control
JRB 9/17/09

Compound Graphics

Target Compound *Perchlorate*

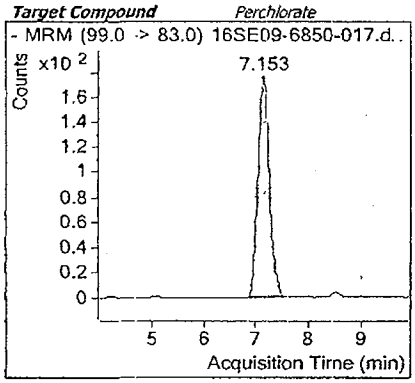

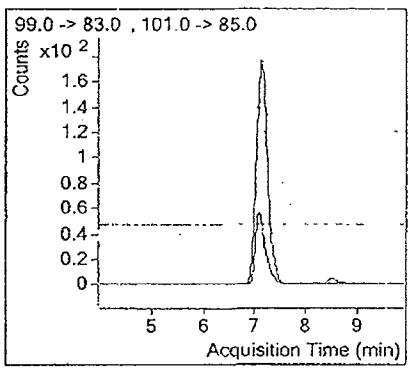

Target Compound *Perchlorate-(35Cl18O4)*

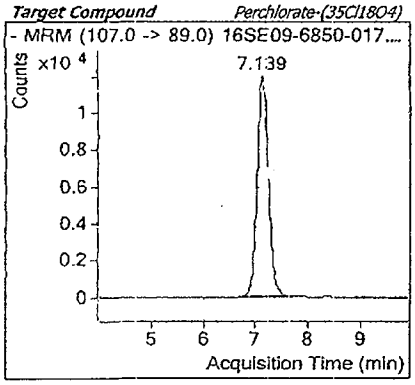

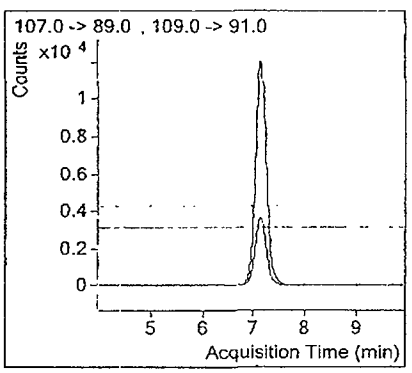

Tetra Tech NUS **INTERNAL CORRESPONDENCE**

TO: **D. MURALI** **DATE:** **October 19, 2009**

FROM: **MEGAN CARSON** **COPIES:** **DV FILE**

SUBJECT: **ORGANIC DATA VALIDATION- VOC, 1,4-DIOXANE, DRO, AND GRO**
MATRIN STATE AIRPORT GROUNDWATER SAMPLING
SDG 9H26266

SAMPLES: 26/Water/

MSA-MW15D-082509	MSA-MW15I-082609	MSA-MW15S-082509
MSA-MW16D-082709	MSA-MW16I-082609	MSA-MW16S-082609
MSA-MW17I-082809	MSA-MW17S-082809	MSA-MW20D-082709
MSA-MW20I-082709	MSA-MW20S-082609	MSA-MW22D-083109
MSA-MW23D-083109	MSA-MW23S-083109	MSA-MW25I-083109
MSA-MW25S-083109	MSA-MW26S-083109	MSA-MW27D-082809
MSA-MW28I-082609	MSA-MW31D-082809	TB-082509
TB-082609	TB-082709	TB-082809
TB-083109-01	TB-083109-02	

Overview

The sample set for Martin State Airport Groundwater Sampling, SDG 9H26266 consists of twenty six (26) water samples. All samples in the SDG were analyzed for volatile organic compounds (VOC). All samples in the SDG, with the exception of the trip blanks, were analyzed for 1,4-dioxane. Samples MSA-MW15S-082509, MSA-MW16S-082609, MSA-MW17S-082809, MSA-MW20S-082609, MSA-MW23S-083109, MSA-MW25S-083109, and MSA-MW26S-083109 were also analyzed for diesel range organics (DRO) and gasoline range organics (GRO). This SDG contained no field duplicate pairs.

The samples were collected by TetraTech, NUS on August 25th, 26th, 27th, 28th, 31st 2009 and analyzed by TestAmerica. All analyses were conducted in accordance with SW-846 Method 8260B, 8260B-SIM and 8015B analytical and reporting protocols.

The data contained in this SDG were validated with regard to the following parameters: data completeness, holding times, GC/MS tuning, initial/continuing calibrations, laboratory method blank results, surrogate spike recoveries, internal standard recoveries, blank spike results, matrix spike / matrix spike duplicate results, chromatographic resolution, compound identification, compound quantitation, and detection limits. Areas of concern are listed below.

Major

- The initial calibration analyzed on instrument A3UX10 on 7/31/09 had a relative response factors <0.05 for tert-butyl alcohol. SamplesMSA-MW15S-082509,MSA-MW28I-082609,MSA-MW20S-082609, MSA-MW15I-082609, MSA-MW16S-082609, TB-082609, MSA-MW15D-082509, TB-082509, MSA-MW16D-082709, MSA-MW20I-082709, MSA-MW20D-082709, TB-082709, MSA-MW17I-082809, MSA-MW17S-082809, MSA-MW31D-082809, MSA-MW27D-082809, TB-082809,

and MSA-MW16I-082609 were affected. Positive result were qualified as biased low (L) and non-detects were qualified as rejected (UR).

- The continuing calibration analyzed on instrument A3UX10 on 8/31/09 at 12:03 had a relative response factor <0.05 for tert-butyl alcohol, and 1,4-dioxane. Samples MSA-MW15S-082509, TB-082609, MSA-MW20S-082609, MSA-MW16I-082609, MSA-MW16S-082609, MSA-MW15D-082509, TB-082509, and MSA-MW28I-082609 were affected. Positive results for tert-butyl alcohol were qualified as biased low (L) and non-detects was qualified as rejected (UR). Sample MSA-MW16I-082609 was the only sample analyzed for 1,4-dioxane(via 8260B) and the positive result was qualified as biased low (L).

- The continuing calibration analyzed on instrument A3UX10 on 9/2/09 at 23:15 had a relative response factors <0.05 for tert-butyl alcohol. Samples MSA-MW16D-082709, MSA-MW20I-082709, MSA-MW20S-082609, TB-082709, MSA-MW17I-082809, MSA-MW17S-082809, MSA-MW31D-082809, MSA-MW27D-082809, and TB-082809 were affected. Positive and non-detect results for tert-butyl alcohol were qualified as biased low (L) and rejected (UR), respectively.

- The initial calibration analyzed on instrument A3UX15 on 7/21/09 had a relative response factors <0.05 for tert-butyl alcohol. Samples MSA-MW23D-083109, MSA-MW23S-083109, MSA-MW26S-083109, TB-083109-01, TB-083109-02, MSA-MW22D-083109, MSA-MW25S-083109, and MSA-MW25I-083109 were affected. Non-detects were qualified as rejected (UR).

- The continuing calibration analyzed on instrument A3UX15 on 9/9/09 at 21:59 had a relative response factor < 0.05 for tert-butyl alcohol. Samples MSA-MW23D-083109, MSA-MW23S-083109, MSA-MW26S-083109, TB-083109-01, TB-083109-02, MSA-MW22D-083109, MSA-MW25S-083109, and MSA-MW25I-083109 were affected. Non-detect results for tert-butyl alcohol were qualified rejected (UR).

- The continuing calibration analyzed on instrument A3UX10 on 9/3/09 at 12:57 had a percent relative response factor <0.05 for tert-butyl alcohol. Sample MSA-MW15I-082609 was the only sample affected. Non-detect results were qualified as rejected (UR).

Minor

- The following contaminants were detected in the laboratory method at the following maximum concentrations for the VOC fraction:

Compound	Maximum Concentration	Action Level
Acetone	2.5ug/L	25.0ug/L
n-butyl benzene	0.59ug/L	2.95ug/L
Naphthalene	0.96ug/L	4.8ug/L
Methylene Chloride	0.87ug/L	8.7ug/L

An action level of 5X (10X for methylene chloride and acetone) the maximum contaminant level has been used to evaluate sample data for blank contamination. Sample aliquot, and dilution factors were taken into consideration when evaluating for blank contamination. Positive results less than the blank action level for the above compounds were qualified "B" as a result of blank contamination. No validation action was taken for n-butyl benzene and naphthalene as all sample results were non-detect.

- The continuing calibration analyzed on instrument A3UX10 on 8/31/09 at 12:03 had a percent recovery >25% but <50% for dichlorodifluoromethane, tert-butylbenzene, sec-butylbenzene, n-

butylbenzene, 1,2,4-trichlorobenzene, and hexachlorobutadiene. Samples MSA-MW15S-082509, TB-082609, MSA-MW20S-082609, MSA-MW16I-082609, MSA-MW16S-082609, MSA-MW15D-082509, TB-082509, and MSA-MW28I-082609 were affected. Positive results for 1,2,4-trimethylbenzene were qualified as estimated (J). All other results were non-detect. No validation action was required for non-detects.

- The continuing calibration analyzed on instrument A3UX10 on 9/2/09 at 23:15 had a percent recovery >25% but <50% for chloroethane, vinyl chloride, 2,2-dichloropropane, and carbon tetrachloride. Samples MSA-MW15S-082509, TB-082609, MSA-MW20S-082609, MSA-MW16I-082609, MSA-MW16S-082609, MSA-MW15D-082509, TB-082509, and MSA-MW28I-082609 were affected. Positive results were qualified as biased low (L). No validation action was required for non-detects.

- The continuing calibration analyzed on instrument A3UX15 on 9/9/09 at 21:59 had a percent difference >25% for dichlorodifluoromethane, vinyl chloride, and naphthalene Samples MSA-MW23D-083109, MSA-MW23S-083109, MSA-MW26S-083109, TB-083109-01, TB-083109-02, MSA-MW22D-083109, MSA-MW25S-083109, and MSA-MW25I-083109 were affected. Positive results were qualified as estimated (J). No validation action was required for non-detects.

- The following contaminants were detected in the laboratory method at the following maximum concentrations for the DRO:

Compound	Maximum Concentration	Action Level
DRO [1]	48ug/L	240ug/L
DRO [2]	67ug/L	335ug/L
DRO [3]	33ug/L	165ug/L

(1) Prep-blank from batch 9245037.
(2) Prep-blank from batch 9251237.
(3) Prep-blank from batch 9239245.

An action level of 5X the maximum contaminant level has been used to evaluate sample data for blank contamination. Sample aliquot, and dilution factors were taken into consideration when evaluating for blank contamination. Positive results less than the blank action level for the above compounds were qualified "B" as a result of blank contamination.

Notes

The following samples were analyzed at dilutions to keep target compounds within linear calibration range. Non-detected results had elevated reporting limits as sample results were not analyzed undiluted.

Sample	Dilution Factor	Compound
MSA-MW15I-082609	250X	Cis-1,2-dichloroethene, TCE
MSA-MW15S-082509	33.3X	Cis-1,2-dichloroethene, TCE
MSA-MW16I-082609	14.29X	TCE
MSA-MW16S-082609	1.43X	Vinyl Chloride
MSA-MW17I-082809	6.67X	TCE
MSA-MW20I-082709	10X	Cis-1,2-dichloroethene, TCE, Vinyl Chloride
MSA-MW20S-082609	66.6X	Cis-1,2-dichloroethene, TCE, Vinyl Chloride
MSA-MW26S-083109	5X	Vinyl Chloride, Cis-1,2-dichloroethene
MSA-MW28I-082609	16.6X	Cis-1,2-dichloroethene, TCE, Vinyl Chloride

Sample MSA-MW16S-082609 was analyzed for 1,4-dioxane via method 8260B because the positive result was significant enough to be detected with this method.

The continuing calibration analyzed on instrument A3UX10 on 9/3/09 at 12:57 had a percent recovery >25% for chloroethane and tert-butyl alcohol. Sample MSA-MW15I-082609 was the only sample affected. No validation action was warranted as all sample results were non-detect.

Samples MSA-MW25S-083109, MSA-MW26S-083109, and MSA-MW23S-083109 were re-extracted for DRO due to blank contamination. Reanalysis was preformed out of holdtime therefore original analysis was used for validation purposes.

Executive Summary

Laboratory Performance: Several initial and continuing calibrations had low relative response factors which resulted in the rejection of data. Contaminants found in method blanks resulted in the qualification of data.

Other Factors Affecting Data Quality: Several samples were analyzed as dilutions.

The data for these analyses were reviewed with reference to Region III modifications to U.S. EPA National Functional Guidelines for Organic Data Validation (Sept. 1994). The text of this report has been formulated to address only those problem areas affecting data quality.

Megan Carson

Tetra Tech NUS
Megan Carson
Chemist/Data Validator

Tetra Tech NUS
Joseph A. Samchuck
Quality Assurance Officer

Attachments:
Appendix A – Qualified Analytical Results
Appendix B – Results as Reported by the Laboratory
Appendix C – Support Documentation

Appendix A

Qualified Analytical Results

PROJ_NO: 02298	NSAMPLE	MSA-MW15D-082509			MSA-MW15I-082609			MSA-MW15S-082509			MSA-MW16D-082709		
SDG: 9H26266	LAB_ID	A9H260266002			A9H270136003			A9H260266001			A9H280119001		
FRACTION: OV	SAMP_DATE	8/25/2009			8/26/2009			8/25/2009			8/27/2009		
MEDIA: WATER	QC_TYPE	NM			NM			NM			NM		
	UNITS	UG/L			UG/L			UG/L			UG/L		
	PCT_SOLIDS	0.0			0.0			0.0			0.0		
	DUP_OF												
PARAMETER		RESULT	VQL	QLCD	RESULT	VQL	QLCD	RESULT	VQL	QLCD	RESULT	VQL	QLCD
1,1,1,2-TETRACHLOROETHANE		0.23	U		58	U		7.7	U		0.23	U	
1,1,1-TRICHLOROETHANE		0.22	U		55	U		7.3	U		0.22	U	
1,1,2,2-TETRACHLOROETHANE		0.18	U		45	U		6	U		0.18	U	
1,1,2-TRICHLOROTRIFLUOROETHANE		0.28	U		70	U		9.3	U		0.28	U	
1,1-DICHLOROETHANE		0.15	U		38	U		5	U		0.15	U	
1,1-DICHLOROETHENE		0.19	U		48	U		6.3	U		0.19	U	
1,1-DICHLOROPROPENE		0.13	U		32	U		4.3	U		0.13	U	
1,2,3-TRICHLOROBENZENE		0.17	U		42	U		5.7	U		0.17	U	
1,2,3-TRICHLOROPROPANE		0.43	U		110	U		14	U		0.43	U	
1,2,3-TRIMETHYLBENZENE		0.0059	U		1.5	U		0.2	U		0.0059	U	
1,2,4-TRICHLOROBENZENE		0.15	U		38	U		5	U		0.15	U	
1,2,4-TRIMETHYLBENZENE		0.12	U		30	U		4	U		0.12	U	
1,2-DIBROMO-3-CHLOROPROPANE		0.67	U		170	U		22	U		0.67	U	
1,2-DIBROMOETHANE		0.24	U		60	U		8	U		0.24	U	
1,2-DICHLOROBENZENE		0.13	U		32	U		4.3	U		0.13	U	
1,2-DICHLOROETHANE		0.22	U		55	U		7.3	U		0.22	U	
1,2-DICHLOROPROPANE		0.18	U		45	U		6	U		0.18	U	
1,3-DICHLOROBENZENE		0.14	U		35	U		4.7	U		0.14	U	
1,3-DICHLOROPROPANE		0.16	U		40	U		5.3	U		0.16	U	
1,4-DICHLOROBENZENE		0.13	U		32	U		4.3	U		0.13	U	
1,4-DIOXANE													
2,2-DICHLOROPROPANE		0.13	U		32	U		4.3	U		0.13	U	
2-BUTANONE		0.57	U		140	U		19	U		0.57	U	
2-CHLOROETHYL VINYL ETHER		0.99	U		250	U		33	U		0.99	U	
2-CHLOROTOLUENE		0.11	U		28	U		3.7	U		0.11	U	
2-HEXANONE		0.41	U		100	U		14	U		0.41	U	
4-CHLOROTOLUENE		0.18	U		45	U		6	U		0.18	U	
4-ISOPROPYLTOLUENE		0.12	U		30	U		4	U		0.12	U	
4-METHYL-2-PENTANONE		0.32	U		80	U		11	U		0.32	U	
ACETONE		3.3	B	A	370	B	A	88	B	A	2.8	B	A
BENZENE		0.13	U		32	U		4.3	U		0.13	U	
BROMOBENZENE		0.13	U		32	U		4.3	U		0.13	U	
BROMOCHLOROMETHANE		0.29	U		72	U		9.7	U		0.29	U	
BROMODICHLOROMETHANE		0.15	U		38	U		5	U		0.15	U	
BROMOFORM		0.64	U		160	U		21	U		0.64	U	
BROMOMETHANE		0.41	U		100	U		14	U		0.41	U	

PROJ_NO: 02298	NSAMPLE	MSA-MW16I-082609			MSA-MW16S-082609			MSA-MW17I-082809			MSA-MW17S-082809		
SDG: 9H26266	LAB_ID	A9H270136005			A9H270136004			A9H290107001			A9H290107002		
FRACTION: OV	SAMP_DATE	8/26/2009			8/26/2009			8/28/2009			8/28/2009		
MEDIA: WATER	QC_TYPE	NM			NM			NM			NM		
	UNITS	UG/L			UG/L			UG/L			UG/L		
	PCT_SOLIDS	0.0			0.0			0.0			0.0		
	DUP_OF												
PARAMETER	RESULT	VQL	QLCD	RESULT	VQL	QLCD	RESULT	VQL	QLCD	RESULT	VQL	QLCD
1,1,1,2-TETRACHLOROETHANE	3.3	U		0.33	U		1.5	U		0.23	U	
1,1,1-TRICHLOROETHANE	3.1	U		0.31	U		1.5	U		0.22	U	
1,1,2,2-TETRACHLOROETHANE	2.6	U		0.26	U		1.2	U		0.18	U	
1,1,2-TRICHLOROTRIFLUOROETHANE	4	U		0.4	U		1.9	U		0.28	U	
1,1-DICHLOROETHANE	2.1	U		0.21	U		1	U		0.15	U	
1,1-DICHLOROETHENE	2.7	U		0.27	U		1.3	U		0.19	U	
1,1-DICHLOROPROPENE	1.9	U		0.19	U		0.87	U		0.13	U	
1,2,3-TRICHLOROBENZENE	2.4	U		0.24	U		1.1	U		0.17	U	
1,2,3-TRICHLOROPROPANE	6.1	U		0.61	U		2.9	U		0.43	U	
1,2,3-TRIMETHYLBENZENE	0.084	U		0.0084	U		0.039	U		0.0059	U	
1,2,4-TRICHLOROBENZENE	2.1	U		0.73	J	C	1	U		0.15	U	
1,2,4-TRIMETHYLBENZENE	1.7	U		0.17	U		0.8	U		0.12	U	
1,2-DIBROMO-3-CHLOROPROPANE	9.6	U		0.96	U		4.5	U		0.67	U	
1,2-DIBROMOETHANE	3.4	U		0.34	U		1.6	U		0.24	U	
1,2-DICHLOROBENZENE	1.9	U		1.2	J	P	0.87	U		0.13	U	
1,2-DICHLOROETHANE	3.1	U		0.31	U		1.9	J	P	0.22	U	
1,2-DICHLOROPROPANE	2.6	U		0.26	U		1.2	U		0.18	U	
1,3-DICHLOROBENZENE	2	U		0.4	J	P	0.93	U		0.14	U	
1,3-DICHLOROPROPANE	2.3	U		0.23	U		1.1	U		0.16	U	
1,4-DICHLOROBENZENE	1.9	U		0.45	J	P	0.87	U		0.13	U	
1,4-DIOXANE				790	L	C						
2,2-DICHLOROPROPANE	1.9	U		0.19	U		0.87	U		0.13	U	
2-BUTANONE	8.1	U		0.82	U		3.8	U		0.57	U	
2-CHLOROETHYL VINYL ETHER	14	U		1.4	U		6.6	U		0.99	U	
2-CHLOROTOLUENE	1.6	U		0.16	U		0.73	U		0.11	U	
2-HEXANONE	5.9	U		0.59	U		2.7	U		0.41	U	
4-CHLOROTOLUENE	2.6	U		0.26	U		1.2	U		0.18	U	
4-ISOPROPYLTOLUENE	1.7	U		0.17	U		0.8	U		0.12	U	
4-METHYL-2-PENTANONE	4.6	U		0.46	U		2.1	U		0.32	U	
ACETONE	35	B	A	4.8	B	A	12	B	A	2	B	A
BENZENE	1.9	U		2.6			0.87	U		0.13	U	
BROMOBENZENE	1.9	U		0.19	U		0.87	U		0.13	U	
BROMOCHLOROMETHANE	4.1	U		0.41	U		1.9	U		0.29	U	
BROMODICHLOROMETHANE	2.1	U		0.21	U		1	U		0.15	U	
BROMOFORM	9.1	U		0.92	U		4.3	U		0.64	U	
BROMOMETHANE	5.9	U		0.59	U		2.7	U		0.41	U	

PROJ_NO: 02298	NSAMPLE	MSA-MW20D-082709			MSA-MW20I-082709			MSA-MW20S-082609			MSA-MW22D-083109		
SDG: 9H26266	LAB_ID	A9H280119003			A9H280119002			A9H270136002			A9I010149006		
FRACTION: OV	SAMP_DATE	8/27/2009			8/27/2009			8/26/2009			8/31/2009		
MEDIA: WATER	QC_TYPE	NM			NM			NM			NM		
	UNITS	UG/L			UG/L			UG/L			UG/L		
	PCT_SOLIDS	0.0			0.0			0.0			0.0		
	DUP_OF												
PARAMETER		RESULT	VQL	QLCD	RESULT	VQL	QLCD	RESULT	VQL	QLCD	RESULT	VQL	QLCD
1,1,1,2-TETRACHLOROETHANE		0.23	U		2.3	U		15	U		0.23	U	
1,1,1-TRICHLOROETHANE		0.22	U		2.2	U		15	U		0.22	U	
1,1,2,2-TETRACHLOROETHANE		0.18	U		1.8	U		12	U		0.18	U	
1,1,2-TRICHLOROTRIFLUOROETHANE		0.28	U		2.8	U		19	U		0.28	U	
1,1-DICHLOROETHANE		0.15	U		1.5	U		10	U		0.15	U	
1,1-DICHLOROETHENE		0.19	U		1.9	U		14	J	P	0.19	U	
1,1-DICHLOROPROPENE		0.13	U		1.3	U		8.7	U		0.13	U	
1,2,3-TRICHLOROBENZENE		0.17	U		1.7	U		11	U		0.17	U	
1,2,3-TRICHLOROPROPANE		0.43	U		4.3	U		29	U		0.43	U	
1,2,3-TRIMETHYLBENZENE		0.0059	U		0.059	U		0.39	U		0.0059	U	
1,2,4-TRICHLOROBENZENE		0.15	U		1.5	U		10	U		0.15	U	
1,2,4-TRIMETHYLBENZENE		0.12	U		1.2	U		8	U		0.12	U	
1,2-DIBROMO-3-CHLOROPROPANE		0.67	U		6.7	U		45	U		0.67	U	
1,2-DIBROMOETHANE		0.24	U		2.4	U		16	U		0.24	U	
1,2-DICHLOROBENZENE		0.13	U		1.3	U		8.7	U		0.13	U	
1,2-DICHLOROETHANE		0.69	J	P	2.4	J	P	15	U		0.22	U	
1,2-DICHLOROPROPANE		0.18	U		1.8	U		12	U		0.18	U	
1,3-DICHLOROBENZENE		0.14	U		1.4	U		9.3	U		0.14	U	
1,3-DICHLOROPROPANE		0.16	U		1.6	U		11	U		0.16	U	
1,4-DICHLOROBENZENE		0.13	U		1.3	U		8.7	U		0.13	U	
1,4-DIOXANE													
2,2-DICHLOROPROPANE		0.13	U		1.3	U		8.7	U		0.13	U	
2-BUTANONE		0.57	U		5.7	U		38	U		0.57	U	
2-CHLOROETHYL VINYL ETHER		0.99	U		9.9	U		66	U		0.99	U	
2-CHLOROTOLUENE		0.11	U		1.1	U		7.3	U		0.11	U	
2-HEXANONE		0.41	U		4.1	U		27	U		0.41	U	
4-CHLOROTOLUENE		0.18	U		1.8	U		12	U		0.18	U	
4-ISOPROPYLTOLUENE		0.12	U		1.2	U		8	U		0.12	U	
4-METHYL-2-PENTANONE		0.32	U		3.2	U		21	U		0.32	U	
ACETONE		2.8	B	A	24	B	A	170	B	A	2.1	B	A
BENZENE		0.13	U		1.3	U		38	J	P	0.13	U	
BROMOBENZENE		0.13	U		1.3	U		8.7	U		0.13	U	
BROMOCHLOROMETHANE		0.29	U		2.9	U		19	U		0.29	U	
BROMODICHLOROMETHANE		0.15	U		1.5	U		10	U		0.15	U	
BROMOFORM		0.64	U		6.4	U		43	U		0.64	U	
BROMOMETHANE		0.41	U		4.1	U		27	U		0.41	U	

PROJ_NO: 02298	NSAMPLE	MSA-MW23D-083109			MSA-MW23S-083109			MSA-MW25I-083109			MSA-MW25S-083109		
SDG: 9H26266	LAB_ID	A9I010149001			A9I010149002			A9I010149008			A9I010149007		
FRACTION: OV	SAMP_DATE	8/31/2009			8/31/2009			8/31/2009			8/31/2009		
MEDIA: WATER	QC_TYPE	NM			NM			NM			NM		
	UNITS	UG/L			UG/L			UG/L			UG/L		
	PCT_SOLIDS	0.0			0.0			0.0			0.0		
	DUP_OF												
PARAMETER		RESULT	VQL	QLCD	RESULT	VQL	QLCD	RESULT	VQL	QLCD	RESULT	VQL	QLCD
1,1,1,2-TETRACHLOROETHANE		0.23	U		0.23	U		0.23	U		0.23	U	
1,1,1-TRICHLOROETHANE		0.22	U		0.22	U		0.22	U		0.22	U	
1,1,2,2-TETRACHLOROETHANE		0.18	U		0.18	U		0.18	U		0.18	U	
1,1,2-TRICHLOROTRIFLUOROETHANE		0.28	U		0.28	U		0.28	U		0.28	U	
1,1-DICHLOROETHANE		0.15	U		0.15	U		0.15	U		0.15	U	
1,1-DICHLOROETHENE		0.24	J	P	0.27	J	P	0.19	U		0.19	U	
1,1-DICHLOROPROPENE		0.13	U		0.13	U		0.13	U		0.13	U	
1,2,3-TRICHLOROBENZENE		0.17	U		0.17	U		0.17	U		0.17	U	
1,2,3-TRICHLOROPROPANE		0.43	U		0.43	U		0.43	U		0.43	U	
1,2,3-TRIMETHYLBENZENE		0.0059	U		0.0059	U		0.0059	U		0.0059	U	
1,2,4-TRICHLOROBENZENE		0.15	U		0.15	U		0.15	U		0.15	U	
1,2,4-TRIMETHYLBENZENE		0.12	U		0.12	U		0.12	U		0.12	U	
1,2-DIBROMO-3-CHLOROPROPANE		0.67	U		0.67	U		0.67	U		0.67	U	
1,2-DIBROMOETHANE		0.24	U		0.24	U		0.24	U		0.24	U	
1,2-DICHLOROBENZENE		0.13	U		0.36	J	P	0.13	U		0.13	U	
1,2-DICHLOROETHANE		0.22	U		0.42	J	P	0.22	U		0.22	U	
1,2-DICHLOROPROPANE		0.18	U		0.18	U		0.18	U		0.18	U	
1,3-DICHLOROBENZENE		0.14	U		0.75	J	P	0.14	U		0.14	U	
1,3-DICHLOROPROPANE		0.16	U		0.16	U		0.16	U		0.16	U	
1,4-DICHLOROBENZENE		0.13	U		0.37	J	P	0.13	U		0.13	U	
1,4-DIOXANE													
2,2-DICHLOROPROPANE		0.13	U		0.13	U		0.13	U		0.13	U	
2-BUTANONE		0.57	U		0.57	U		0.57	U		0.57	U	
2-CHLOROETHYL VINYL ETHER		0.99	U		0.99	U		0.99	U		0.99	U	
2-CHLOROTOLUENE		0.11	U		0.11	U		0.11	U		0.11	U	
2-HEXANONE		0.41	U		0.41	U		0.41	U		0.41	U	
4-CHLOROTOLUENE		0.18	U		0.18	U		0.18	U		0.18	U	
4-ISOPROPYLTOLUENE		0.12	U		0.12	U		0.12	U		0.12	U	
4-METHYL-2-PENTANONE		0.32	U		0.32	U		0.32	U		0.32	U	
ACETONE		1.8	B	A	3.9	B	A	3.2	B	A	4.5	B	A
BENZENE		0.13	U		2.1			0.13	U		0.13	U	
BROMOBENZENE		0.13	U		0.13	U		0.13	U		0.13	U	
BROMOCHLOROMETHANE		0.29	U		0.29	U		0.29	U		0.29	U	
BROMODICHLOROMETHANE		0.15	U		0.15	U		0.15	U		0.15	U	
BROMOFORM		0.64	U		0.64	U		0.64	U		0.64	U	
BROMOMETHANE		0.41	U		0.41	U		0.41	U		0.41	U	

PROJ_NO: 02298	NSAMPLE	MSA-MW26S-083109			MSA-MW27D-082809			MSA-MW28I-082609			MSA-MW31D-082809		
SDG: 9H26266	LAB_ID	A9I010149003			A9H290107004			A9H270136001			A9H290107003		
FRACTION: OV	SAMP_DATE	8/31/2009			8/28/2009			8/26/2009			8/28/2009		
MEDIA: WATER	QC_TYPE	NM			NM			NM			NM		
	UNITS	UG/L			UG/L			UG/L			UG/L		
	PCT_SOLIDS	0.0			0.0			0.0			0.0		
	DUP_OF												
PARAMETER		RESULT	VQL	QLCD	RESULT	VQL	QLCD	RESULT	VQL	QLCD	RESULT	VQL	QLCD
1,1,1,2-TETRACHLOROETHANE		1.2	U		0.23	U		3.8	U		0.23	U	
1,1,1-TRICHLOROETHANE		1.1	U		0.22	U		3.7	U		0.22	U	
1,1,2,2-TETRACHLOROETHANE		0.9	U		0.18	U		3	U		0.18	U	
1,1,2-TRICHLOROTRIFLUOROETHANE		1.4	U		0.28	U		4.7	U		0.28	U	
1,1-DICHLOROETHANE		0.75	U		0.15	U		2.5	U		0.15	U	
1,1-DICHLOROETHENE		0.95	U		0.19	U		3.2	U		0.19	U	
1,1-DICHLOROPROPENE		0.65	U		0.13	U		2.2	U		0.13	U	
1,2,3-TRICHLOROBENZENE		0.85	U		0.17	U		2.8	U		0.17	U	
1,2,3-TRICHLOROPROPANE		2.2	U		0.43	U		7.2	U		0.43	U	
1,2,3-TRIMETHYLBENZENE		0.03	U		0.0059	U		0.098	U		0.0059	U	
1,2,4-TRICHLOROBENZENE		0.75	U		0.15	U		2.5	U		0.15	U	
1,2,4-TRIMETHYLBENZENE		0.6	U		0.12	U		2	U		0.12	U	
1,2-DIBROMO-3-CHLOROPROPANE		3.4	U		0.67	U		11	U		0.67	U	
1,2-DIBROMOETHANE		1.2	U		0.24	U		4	U		0.24	U	
1,2-DICHLOROBENZENE		0.65	U		0.13	U		2.2	U		0.13	U	
1,2-DICHLOROETHANE		1.1	U		0.22	U		5.8	J	P	0.22	U	
1,2-DICHLOROPROPANE		0.9	U		0.18	U		3	U		0.18	U	
1,3-DICHLOROBENZENE		0.7	U		0.14	U		2.3	U		0.14	U	
1,3-DICHLOROPROPANE		0.8	U		0.16	U		2.7	U		0.16	U	
1,4-DICHLOROBENZENE		0.65	U		0.13	U		2.2	U		0.13	U	
1,4-DIOXANE													
2,2-DICHLOROPROPANE		0.65	U		0.13	U		2.2	U		0.13	U	
2-BUTANONE		2.8	U		0.57	U		9.5	U		0.57	U	
2-CHLOROETHYL VINYL ETHER		5	U		0.99	U		17	U		0.99	U	
2-CHLOROTOLUENE		0.55	U		0.11	U		1.8	U		0.11	U	
2-HEXANONE		2	U		0.41	U		6.8	U		0.41	U	
4-CHLOROTOLUENE		0.9	U		0.18	U		3	U		0.18	U	
4-ISOPROPYLTOLUENE		0.6	U		0.12	U		2	U		0.12	U	
4-METHYL-2-PENTANONE		1.6	U		0.32	U		5.3	U		0.32	U	
ACETONE		5.5	U		2.6	B	A	55	B	A	3.4	B	A
BENZENE		12			0.13	U		2.2	U		0.13	U	
BROMOBENZENE		0.65	U		0.13	U		2.2	U		0.13	U	
BROMOCHLOROMETHANE		1.4	U		0.29	U		4.8	U		0.29	U	
BROMODICHLOROMETHANE		0.75	U		0.15	U		2.5	U		0.15	U	
BROMOFORM		3.2	U		0.64	U		11	U		0.64	U	
BROMOMETHANE		2	U		0.41	U		6.8	U		0.41	U	

PROJ_NO: 02298	NSAMPLE	TB-082509			TB-082609			TB-082709			TB-082809		
SDG: 9H26266	LAB_ID	A9H260266003			A9H270136006			A9H280119004			A9H290107005		
FRACTION: OV	SAMP_DATE	8/25/2009			8/26/2009			8/27/2009			8/28/2009		
MEDIA: WATER	QC_TYPE	NM			NM			NM			NM		
	UNITS	UG/L			UG/L			UG/L			UG/L		
	PCT_SOLIDS	0.0			0.0			0.0			0.0		
	DUP_OF												
PARAMETER		RESULT	VQL	QLCD	RESULT	VQL	QLCD	RESULT	VQL	QLCD	RESULT	VQL	QLCD
1,1,1,2-TETRACHLOROETHANE		0.23	U		0.23	U		0.23	U		0.23	U	
1,1,1-TRICHLOROETHANE		0.22	U		0.22	U		0.22	U		0.22	U	
1,1,2,2-TETRACHLOROETHANE		0.18	U		0.18	U		0.18	U		0.18	U	
1,1,2-TRICHLOROTRIFLUOROETHANE		0.28	U		0.28	U		0.28	U		0.28	U	
1,1-DICHLOROETHANE		0.15	U		0.15	U		0.15	U		0.15	U	
1,1-DICHLOROETHENE		0.19	U		0.19	U		0.19	U		0.19	U	
1,1-DICHLOROPROPENE		0.13	U		0.13	U		0.13	U		0.13	U	
1,2,3-TRICHLOROBENZENE		0.17	U		0.17	U		0.17	U		0.17	U	
1,2,3-TRICHLOROPROPANE		0.43	U		0.43	U		0.43	U		0.43	U	
1,2,3-TRIMETHYLBENZENE		0.0059	U		0.0059	U		0.0059	U		0.0059	U	
1,2,4-TRICHLOROBENZENE		0.15	U		0.15	U		0.15	U		0.15	U	
1,2,4-TRIMETHYLBENZENE		0.12	U		0.12	U		0.12	U		0.12	U	
1,2-DIBROMO-3-CHLOROPROPANE		0.67	U		0.67	U		0.67	U		0.67	U	
1,2-DIBROMOETHANE		0.24	U		0.24	U		0.24	U		0.24	U	
1,2-DICHLOROBENZENE		0.13	U		0.13	U		0.13	U		0.13	U	
1,2-DICHLOROETHANE		0.22	U		0.22	U		0.22	U		0.22	U	
1,2-DICHLOROPROPANE		0.18	U		0.18	U		0.18	U		0.18	U	
1,3-DICHLOROBENZENE		0.14	U		0.14	U		0.14	U		0.14	U	
1,3-DICHLOROPROPANE		0.16	U		0.16	U		0.16	U		0.16	U	
1,4-DICHLOROBENZENE		0.13	U		0.13	U		0.13	U		0.13	U	
1,4-DIOXANE													
2,2-DICHLOROPROPANE		0.13	U		0.13	U		0.13	U		0.13	U	
2-BUTANONE		0.57	U		0.57	U		0.57	U		0.57	U	
2-CHLOROETHYL VINYL ETHER		0.99	U		0.99	U		0.99	U		0.99	U	
2-CHLOROTOLUENE		0.11	U		0.11	U		0.11	U		0.11	U	
2-HEXANONE		0.41	U		0.41	U		0.41	U		0.41	U	
4-CHLOROTOLUENE		0.18	U		0.18	U		0.18	U		0.18	U	
4-ISOPROPYLTOLUENE		0.12	U		0.12	U		0.12	U		0.12	U	
4-METHYL-2-PENTANONE		0.32	U		0.32	U		0.32	U		0.32	U	
ACETONE		8			4.1	J	P	5.4			3.2	J	P
BENZENE		0.13	U		0.13	U		0.13	U		0.13	U	
BROMOBENZENE		0.13	U		0.13	U		0.13	U		0.13	U	
BROMOCHLOROMETHANE		0.29	U		0.29	U		0.29	U		0.29	U	
BROMODICHLOROMETHANE		0.15	U		0.15	U		0.15	U		0.15	U	
BROMOFORM		0.64	U		0.64	U		0.64	U		0.64	U	
BROMOMETHANE		0.41	U		0.41	U		0.41	U		0.41	U	

PROJ_NO: 02298	NSAMPLE	TB-083109-01			TB-083109-02		
SDG: 9H26266	LAB_ID	A9I010149004			A9I010149005		
FRACTION: OV	SAMP_DATE	8/31/2009			8/31/2009		
MEDIA: WATER	QC_TYPE	NM			NM		
	UNITS	UG/L			UG/L		
	PCT_SOLIDS	0.0			0.0		
	DUP_OF						
PARAMETER		RESULT	VQL	QLCD	RESULT	VQL	QLCD
1,1,1,2-TETRACHLOROETHANE		0.23	U		0.23	U	
1,1,1-TRICHLOROETHANE		0.22	U		0.22	U	
1,1,2,2-TETRACHLOROETHANE		0.18	U		0.18	U	
1,1,2-TRICHLOROTRIFLUOROETHANE		0.28	U		0.28	U	
1,1-DICHLOROETHANE		0.15	U		0.15	U	
1,1-DICHLOROETHENE		0.19	U		0.19	U	
1,1-DICHLOROPROPENE		0.13	U		0.13	U	
1,2,3-TRICHLOROBENZENE		0.17	U		0.17	U	
1,2,3-TRICHLOROPROPANE		0.43	U		0.43	U	
1,2,3-TRIMETHYLBENZENE		0.0059	U		0.0059	U	
1,2,4-TRICHLOROBENZENE		0.15	U		0.15	U	
1,2,4-TRIMETHYLBENZENE		0.12	U		0.12	U	
1,2-DIBROMO-3-CHLOROPROPANE		0.67	U		0.67	U	
1,2-DIBROMOETHANE		0.24	U		0.24	U	
1,2-DICHLOROBENZENE		0.13	U		0.13	U	
1,2-DICHLOROETHANE		0.22	U		0.22	U	
1,2-DICHLOROPROPANE		0.18	U		0.18	U	
1,3-DICHLOROBENZENE		0.14	U		0.14	U	
1,3-DICHLOROPROPANE		0.16	U		0.16	U	
1,4-DICHLOROBENZENE		0.13	U		0.13	U	
1,4-DIOXANE							
2,2-DICHLOROPROPANE		0.13	U		0.13	U	
2-BUTANONE		0.57	U		0.57	U	
2-CHLOROETHYL VINYL ETHER		0.99	U		0.99	U	
2-CHLOROTOLUENE		0.11	U		0.11	U	
2-HEXANONE		0.41	U		0.41	U	
4-CHLOROTOLUENE		0.18	U		0.18	U	
4-ISOPROPYLTOLUENE		0.12	U		0.12	U	
4-METHYL-2-PENTANONE		0.32	U		0.32	U	
ACETONE		3.4	J	P	7.1		
BENZENE		0.13	U		0.13	U	
BROMOBENZENE		0.13	U		0.13	U	
BROMOCHLOROMETHANE		0.29	U		0.29	U	
BROMODICHLOROMETHANE		0.72	J	P	0.15	U	
BROMOFORM		0.64	U		0.64	U	
BROMOMETHANE		0.41	U		0.41	U	

PROJ_NO: 02298	NSAMPLE	MSA-MW15D-082509			MSA-MW15I-082609			MSA-MW15S-082509			MSA-MW16D-082709		
SDG: 9H26266	LAB_ID	A9H260266002			A9H270136003			A9H260266001			A9H280119001		
FRACTION: OV	SAMP_DATE	8/25/2009			8/26/2009			8/25/2009			8/27/2009		
MEDIA: WATER	QC_TYPE	NM			NM			NM			NM		
	UNITS	UG/L			UG/L			UG/L			UG/L		
	PCT_SOLIDS	0.0			0.0			0.0			0.0		
	DUP_OF												
PARAMETER		RESULT	VQL	QLCD	RESULT	VQL	QLCD	RESULT	VQL	QLCD	RESULT	VQL	QLCD
CARBON DISULFIDE		0.13	U		32	U		4.3	U		0.13	U	
CARBON TETRACHLORIDE		0.13	U		32	U		4.3	U		0.13	U	
CHLOROBENZENE		0.15	U		38	U		5	U		0.15	U	
CHLORODIBROMOMETHANE		0.18	U		45	U		6	U		0.18	U	
CHLOROETHANE		0.29	U		72	U		9.7	U		0.29	U	
CHLOROFORM		0.16	U		40	U		5.3	U		0.16	U	
CHLOROMETHANE		0.3	U		75	U		10	U		0.3	U	
CIS-1,2-DICHLOROETHENE		0.17	U		1500			280			0.17	U	
CIS-1,3-DICHLOROPROPENE		0.14	U		35	U		4.7	U		0.14	U	
DIBROMOMETHANE		0.28	U		70	U		9.3	U		0.28	U	
DICHLORODIFLUOROMETHANE		0.31	U		78	U		10	U		0.31	U	
DIISOPROPYL ETHER		1.5	U		380	U		50	U		1.5	U	
ETHYL TERT-BUTYL ETHER		0.11	U		28	U		3.7	U		0.11	U	
ETHYLBENZENE		0.17	U		42	U		5.7	U		0.17	U	
HEXACHLOROBUTADIENE		0.3	U		75	U		10	U		0.3	U	
ISOPROPYLBENZENE		0.13	U		32	U		4.3	U		0.13	U	
M+P-XYLENES		0.24	U		60	U		8	U		0.24	U	
METHYL TERT-BUTYL ETHER		0.17	U		42	U		5.7	U		0.17	U	
METHYLENE CHLORIDE		0.33	U		82	U		11	U		0.33	U	
NAPHTHALENE		0.24	U		60	U		8	U		0.24	U	
N-BUTYLBENZENE		0.12	U		30	U		4	U		0.12	U	
N-PROPYLBENZENE		0.14	U		35	U		4.7	U		0.14	U	
O-XYLENE		0.14	U		35	U		4.7	U		0.14	U	
SEC-BUTYLBENZENE		0.13	U		32	U		4.3	U		0.13	U	
STYRENE		0.11	U		28	U		3.7	U		0.11	U	
TERT-AMYL METHYL ETHER		0.067	U		17	U		2.2	U		0.067	U	
TERT-BUTYLBENZENE		0.13	U		32	U		4.3	U		0.13	U	
TERTIARY-BUTYL ALCOHOL		3.9	UR	C	980	UR	C	130	UR	C	3.9	UR	C
TETRACHLOROETHENE		0.29	U		72	U		9.7	U		0.29	U	
TOLUENE		0.13	U		32	U		4.3	U		0.13	U	
TOTAL XYLENES		0.28	U		70	U		9.3	U		0.28	U	
TRANS-1,2-DICHLOROETHENE		0.19	U		48	U		6.3	U		0.19	U	
TRANS-1,3-DICHLOROPROPENE		0.19	U		48	U		6.3	U		0.19	U	
TRICHLOROETHENE		0.17	U		7800			1000			0.17	U	
TRICHLOROFLUOROMETHANE		0.21	U		52	U		7	U		0.21	U	
VINYL ACETATE		0.19	U		48	U		6.3	U		0.19	U	

PROJ_NO: 02298	NSAMPLE	MSA-MW16I-082609			MSA-MW16S-082609			MSA-MW17I-082809			MSA-MW17S-082809		
SDG: 9H26266	LAB_ID	A9H270136005			A9H270136004			A9H290107001			A9H290107002		
FRACTION: OV	SAMP_DATE	8/26/2009			8/26/2009			8/28/2009			8/28/2009		
MEDIA: WATER	QC_TYPE	NM			NM			NM			NM		
	UNITS	UG/L			UG/L			UG/L			UG/L		
	PCT_SOLIDS	0.0			0.0			0.0			0.0		
	DUP_OF												
PARAMETER		RESULT	VQL	QLCD	RESULT	VQL	QLCD	RESULT	VQL	QLCD	RESULT	VQL	QLCD
CARBON DISULFIDE		1.9	U		0.19	U		0.87	U		0.13	U	
CARBON TETRACHLORIDE		1.9	U		0.19	U		0.87	U		0.13	U	
CHLOROBENZENE		2.1	U		0.21	U		1	U		0.15	U	
CHLORODIBROMOMETHANE		2.6	U		0.26	U		1.2	U		0.18	U	
CHLOROETHANE		4.1	U		0.41	U		1.9	U		0.29	U	
CHLOROFORM		2.3	U		0.23	U		1.1	U		0.16	U	
CHLOROMETHANE		4.3	U		0.43	U		2	U		0.3	U	
CIS-1,2-DICHLOROETHENE		130			9.8			160			0.51	J	P
CIS-1,3-DICHLOROPROPENE		2	U		0.2	U		0.93	U		0.14	U	
DIBROMOMETHANE		4	U		0.4	U		1.9	U		0.28	U	
DICHLORODIFLUOROMETHANE		4.4	U		0.44	U		2.1	U		0.31	U	
DIISOPROPYL ETHER		21	U		2.1	U		10	U		1.5	U	
ETHYL TERT-BUTYL ETHER		1.6	U		0.16	U		0.73	U		0.11	U	
ETHYLBENZENE		2.4	U		0.24	U		1.1	U		0.17	U	
HEXACHLOROBUTADIENE		4.3	U		0.43	U		2	U		0.3	U	
ISOPROPYLBENZENE		1.9	U		0.19	U		0.87	U		0.13	U	
M+P-XYLENES		3.4	U		0.34	U		1.6	U		0.24	U	
METHYL TERT-BUTYL ETHER		2.4	U		0.24	U		1.1	U		0.17	U	
METHYLENE CHLORIDE		4.7	U		0.47	U		2.2	U		0.33	U	
NAPHTHALENE		3.4	U		0.34	U		1.6	U		0.24	U	
N-BUTYLBENZENE		1.7	U		0.17	U		0.8	U		0.12	U	
N-PROPYLBENZENE		2	U		0.2	U		0.93	U		0.14	U	
O-XYLENE		2	U		0.2	U		0.93	U		0.14	U	
SEC-BUTYLBENZENE		1.9	U		0.19	U		0.87	U		0.13	U	
STYRENE		1.6	U		0.16	U		0.73	U		0.11	U	
TERT-AMYL METHYL ETHER		0.96	U		0.096	U		0.45	U		0.067	U	
TERT-BUTYLBENZENE		1.9	U		0.19	U		0.87	U		0.13	U	
TERTIARY-BUTYL ALCOHOL		56	UR	C	5.6	UR	C	26	UR	C	3.9	UR	C
TETRACHLOROETHENE		4.1	U		0.41	U		1.9	U		0.29	U	
TOLUENE		1.9	U		0.19	U		0.87	U		0.13	U	
TOTAL XYLENES		4	U		0.4	U		1.9	U		0.28	U	
TRANS-1,2-DICHLOROETHENE		2.7	U		0.27	U		1.3	U		0.19	U	
TRANS-1,3-DICHLOROPROPENE		2.7	U		0.27	U		1.3	U		0.19	U	
TRICHLOROETHENE		470			0.24	U		170			0.17	U	
TRICHLOROFLUOROMETHANE		3	U		0.3	U		1.4	U		0.21	U	
VINYL ACETATE		2.7	U		0.27	U		1.3	U		0.19	U	

PROJ_NO: 02298	NSAMPLE	MSA-MW20D-082709			MSA-MW20I-082709			MSA-MW20S-082609			MSA-MW22D-083109		
SDG: 9H26266	LAB_ID	A9H280119003			A9H280119002			A9H270136002			A9I010149006		
FRACTION: OV	SAMP_DATE	8/27/2009			8/27/2009			8/26/2009			8/31/2009		
MEDIA: WATER	QC_TYPE	NM			NM			NM			NM		
	UNITS	UG/L			UG/L			UG/L			UG/L		
	PCT_SOLIDS	0.0			0.0			0.0			0.0		
	DUP_OF												
PARAMETER		RESULT	VQL	QLCD	RESULT	VQL	QLCD	RESULT	VQL	QLCD	RESULT	VQL	QLCD
CARBON DISULFIDE		0.13	U		1.3	U		8.7	U		0.67	J	P
CARBON TETRACHLORIDE		0.13	U		1.3	U		8.7	U		0.13	U	
CHLOROBENZENE		0.15	U		29			560			0.15	U	
CHLORODIBROMOMETHANE		0.18	U		1.8	U		12	U		0.18	U	
CHLOROETHANE		0.29	U		2.9	U		19	U		0.29	U	
CHLOROFORM		0.67	J	P	1.6	U		11	U		0.16	U	
CHLOROMETHANE		0.3	U		3	U		20	U		0.3	U	
CIS-1,2-DICHLOROETHENE		2.9			250			2000			0.17	U	
CIS-1,3-DICHLOROPROPENE		0.14	U		1.4	U		9.3	U		0.14	U	
DIBROMOMETHANE		0.28	U		2.8	U		19	U		0.28	U	
DICHLORODIFLUOROMETHANE		0.31	U		3.1	U		21	U		0.31	U	
DIISOPROPYL ETHER		1.5	U		15	U		100	U		1.5	U	
ETHYL TERT-BUTYL ETHER		0.11	U		1.1	U		7.3	U		0.11	U	
ETHYLBENZENE		0.17	U		1.7	U		27	J	P	0.17	U	
HEXACHLOROBUTADIENE		0.3	U		3	U		20	U		0.3	U	
ISOPROPYLBENZENE		0.13	U		1.3	U		8.7	U		0.13	U	
M+P-XYLENES		0.24	U		2.4	U		16	U		0.24	U	
METHYL TERT-BUTYL ETHER		0.17	U		1.7	U		11	U		0.17	U	
METHYLENE CHLORIDE		0.33	U		3.3	U		22	U		0.33	U	
NAPHTHALENE		0.24	U		2.4	U		16	U		0.24	U	
N-BUTYLBENZENE		0.12	U		1.2	U		8	U		0.12	U	
N-PROPYLBENZENE		0.14	U		1.4	U		9.3	U		0.14	U	
O-XYLENE		0.14	U		1.4	U		9.3	U		0.14	U	
SEC-BUTYLBENZENE		0.13	U		1.3	U		8.7	U		0.13	U	
STYRENE		0.11	U		1.1	U		7.3	U		0.11	U	
TERT-AMYL METHYL ETHER		0.067	U		0.67	U		4.5	U		0.067	U	
TERT-BUTYLBENZENE		0.13	U		1.3	U		8.7	U		0.13	U	
TERTIARY-BUTYL ALCOHOL		3.9	UR	C	39	UR	C	260	UR	C	3.9	UR	C
TETRACHLOROETHENE		0.29	U		2.9	U		19	U		0.29	U	
TOLUENE		0.13	U		1.3	U		15	J	P	0.13	U	
TOTAL XYLENES		0.28	U		2.8	U		19	U		0.28	U	
TRANS-1,2-DICHLOROETHENE		0.19	U		1.9	U		27	J	P	0.19	U	
TRANS-1,3-DICHLOROPROPENE		0.19	U		1.9	U		13	U		0.19	U	
TRICHLOROETHENE		26			42			640			0.17	U	
TRICHLOROFLUOROMETHANE		0.21	U		2.1	U		14	U		0.21	U	
VINYL ACETATE		0.19	U		1.9	U		13	U		0.19	U	

PROJ_NO: 02298	NSAMPLE	MSA-MW23D-083109			MSA-MW23S-083109			MSA-MW25I-083109			MSA-MW25S-083109		
SDG: 9H26266	LAB_ID	A9I010149001			A9I010149002			A9I010149008			A9I010149007		
FRACTION: OV	SAMP_DATE	8/31/2009			8/31/2009			8/31/2009			8/31/2009		
MEDIA: WATER	QC_TYPE	NM			NM			NM			NM		
	UNITS	UG/L			UG/L			UG/L			UG/L		
	PCT_SOLIDS	0.0			0.0			0.0			0.0		
	DUP_OF												
PARAMETER		RESULT	VQL	QLCD	RESULT	VQL	QLCD	RESULT	VQL	QLCD	RESULT	VQL	QLCD
CARBON DISULFIDE		0.13	U		0.13	U		0.13	U		0.13	U	
CARBON TETRACHLORIDE		3.2			0.13	U		0.13	U		0.13	U	
CHLOROBENZENE		0.15	U		0.43	J	P	0.15	U		0.15	U	
CHLORODIBROMOMETHANE		0.18	U		0.18	U		0.18	U		0.18	U	
CHLOROETHANE		0.29	U		0.29	U		0.29	U		0.29	U	
CHLOROFORM		3.8			0.16	U		0.16	U		0.16	U	
CHLOROMETHANE		0.3	U		0.3	U		0.3	U		0.3	U	
CIS-1,2-DICHLOROETHENE		0.17	U		9			0.17	U		7		
CIS-1,3-DICHLOROPROPENE		0.14	U		0.14	U		0.14	U		0.14	U	
DIBROMOMETHANE		0.28	U		0.28	U		0.28	U		0.28	U	
DICHLORODIFLUOROMETHANE		0.31	U		0.31	U		0.31	U		0.31	U	
DIISOPROPYL ETHER		1.5	U		1.5	U		1.5	U		1.5	U	
ETHYL TERT-BUTYL ETHER		0.11	U		0.11	U		0.11	U		0.11	U	
ETHYLBENZENE		0.17	U		0.17	U		0.17	U		0.17	U	
HEXACHLOROBUTADIENE		0.3	U		0.3	U		0.3	U		0.3	U	
ISOPROPYLBENZENE		0.13	U		0.13	U		0.13	U		0.13	U	
M+P-XYLENES		0.24	U		0.24	U		0.24	U		0.24	U	
METHYL TERT-BUTYL ETHER		0.17	U		0.17	U		0.17	U		0.17	U	
METHYLENE CHLORIDE		0.33	U		0.33	U		0.33	U		0.33	U	
NAPHTHALENE		0.24	U		0.24	U		0.24	U		0.24	U	
N-BUTYLBENZENE		0.12	U		0.12	U		0.12	U		0.12	U	
N-PROPYLBENZENE		0.14	U		0.14	U		0.14	U		0.14	U	
O-XYLENE		0.14	U		0.14	U		0.14	U		0.14	U	
SEC-BUTYLBENZENE		0.13	U		0.26	J	P	0.13	U		0.13	U	
STYRENE		0.11	U		0.11	U		0.11	U		0.11	U	
TERT-AMYL METHYL ETHER		0.067	U		0.067	U		0.067	U		0.067	U	
TERT-BUTYLBENZENE		0.13	U		0.36	J	P	0.13	U		0.13	U	
TERTIARY-BUTYL ALCOHOL		3.9	UR	C	3.9	UR	C	3.9	UR	C	3.9	UR	C
TETRACHLOROETHENE		0.29	U		0.29	U		0.29	U		0.29	U	
TOLUENE		0.13	U		0.13	U		0.13	U		0.13	U	
TOTAL XYLENES		0.28	U		0.28	U		0.28	U		0.28	U	
TRANS-1,2-DICHLOROETHENE		0.19	U		0.23	J	P	0.19	U		0.82	J	P
TRANS-1,3-DICHLOROPROPENE		0.19	U		0.19	U		0.19	U		0.19	U	
TRICHLOROETHENE		0.91	J	P	0.17	U		0.3	J	P	1.2		
TRICHLOROFLUOROMETHANE		0.21	U		0.21	U		0.21	U		0.21	U	
VINYL ACETATE		0.19	U		0.19	U		0.19	U		0.19	U	

PROJ_NO: 02298	NSAMPLE	MSA-MW26S-083109			MSA-MW27D-082809			MSA-MW28I-082609			MSA-MW31D-082809		
SDG: 9H26266	LAB_ID	A9I010149003			A9H290107004			A9H270136001			A9H290107003		
FRACTION: OV	SAMP_DATE	8/31/2009			8/28/2009			8/26/2009			8/28/2009		
MEDIA: WATER	QC_TYPE	NM			NM			NM			NM		
	UNITS	UG/L			UG/L			UG/L			UG/L		
	PCT_SOLIDS	0.0			0.0			0.0			0.0		
	DUP_OF												
PARAMETER		RESULT	VQL	QLCD	RESULT	VQL	QLCD	RESULT	VQL	QLCD	RESULT	VQL	QLCD
CARBON DISULFIDE		0.65	U		0.2	J	P	2.2	U		0.56	J	P
CARBON TETRACHLORIDE		0.65	U		0.13	U		2.2	U		0.13	U	
CHLOROBENZENE		0.75	U		0.15	U		2.5	U		0.15	U	
CHLORODIBROMOMETHANE		0.9	U		0.18	U		3	U		0.18	U	
CHLOROETHANE		1.4	U		0.29	U		4.8	U		0.29	U	
CHLOROFORM		0.8	U		0.16	U		2.7	U		0.16	U	
CHLOROMETHANE		1.5	U		0.3	U		5	U		0.3	U	
CIS-1,2-DICHLOROETHENE		84			0.17	U		310			0.17	U	
CIS-1,3-DICHLOROPROPENE		0.7	U		0.14	U		2.3	U		0.14	U	
DIBROMOMETHANE		1.4	U		0.28	U		4.7	U		0.28	U	
DICHLORODIFLUOROMETHANE		1.6	U		0.31	U		5.2	U		0.31	U	
DIISOPROPYL ETHER		7.5	U		1.5	U		25	U		1.5	U	
ETHYL TERT-BUTYL ETHER		0.55	U		0.11	U		1.8	U		0.11	U	
ETHYLBENZENE		0.85	U		0.17	U		2.8	U		0.17	U	
HEXACHLOROBUTADIENE		1.5	U		0.3	U		5	U		0.3	U	
ISOPROPYLBENZENE		0.65	U		0.13	U		2.2	U		0.13	U	
M+P-XYLENES		1.2	U		0.24	U		4	U		0.24	U	
METHYL TERT-BUTYL ETHER		0.85	U		0.17	U		2.8	U		0.17	U	
METHYLENE CHLORIDE		4.2	B	A	0.33	U		5.5	U		0.33	U	
NAPHTHALENE		1.2	U		0.24	U		4	U		0.24	U	
N-BUTYLBENZENE		0.6	U		0.12	U		2	U		0.12	U	
N-PROPYLBENZENE		0.7	U		0.14	U		2.3	U		0.14	U	
O-XYLENE		0.7	U		0.14	U		2.3	U		0.14	U	
SEC-BUTYLBENZENE		0.65	U		0.13	U		2.2	U		0.13	U	
STYRENE		0.55	U		0.11	U		1.8	U		0.11	U	
TERT-AMYL METHYL ETHER		0.34	U		0.067	U		1.1	U		0.067	U	
TERT-BUTYLBENZENE		0.65	U		0.13	U		2.2	U		0.13	U	
TERTIARY-BUTYL ALCOHOL		20	UR	C	3.9	UR	C	65	UR	C	3.9	UR	C
TETRACHLOROETHENE		1.4	U		0.29	U		4.8	U		0.29	U	
TOLUENE		0.65	U		0.13	U		2.2	U		0.13	U	
TOTAL XYLENES		1.4	U		0.28	U		4.7	U		0.28	U	
TRANS-1,2-DICHLOROETHENE		0.95	U		0.19	U		3.7	J	P	0.19	U	
TRANS-1,3-DICHLOROPROPENE		0.95	U		0.19	U		3.2	U		0.19	U	
TRICHLOROETHENE		0.85	U		0.17	U		530			0.17	U	
TRICHLOROFLUOROMETHANE		1	U		0.21	U		3.5	U		0.21	U	
VINYL ACETATE		0.95	U		0.19	U		3.2	U		0.19	U	

PROJ_NO: 02298	NSAMPLE	TB-082509			TB-082609			TB-082709			TB-082809		
SDG: 9H26266	LAB_ID	A9H260266003			A9H270136006			A9H280119004			A9H290107005		
FRACTION: OV	SAMP_DATE	8/25/2009			8/26/2009			8/27/2009			8/28/2009		
MEDIA: WATER	QC_TYPE	NM			NM			NM			NM		
	UNITS	UG/L			UG/L			UG/L			UG/L		
	PCT_SOLIDS	0.0			0.0			0.0			0.0		
	DUP_OF												

PARAMETER	RESULT	VQL	QLCD	RESULT	VQL	QLCD	RESULT	VQL	QLCD	RESULT	VQL	QLCD
CARBON DISULFIDE	0.13	U		0.13	U		0.13	U		0.13	U	
CARBON TETRACHLORIDE	0.13	U		0.13	U		0.13	U		0.13	U	
CHLOROBENZENE	0.15	U		0.15	U		0.15	U		0.15	U	
CHLORODIBROMOMETHANE	0.18	U		0.18	U		0.18	U		0.18	U	
CHLOROETHANE	0.29	U		0.29	U		0.29	U		0.29	U	
CHLOROFORM	0.16	U		0.16	U		0.16	U		0.16	U	
CHLOROMETHANE	0.3	U		0.3	U		0.3	U		0.3	U	
CIS-1,2-DICHLOROETHENE	0.17	U		0.17	U		0.17	U		0.17	U	
CIS-1,3-DICHLOROPROPENE	0.14	U		0.14	U		0.14	U		0.14	U	
DIBROMOMETHANE	0.28	U		0.28	U		0.28	U		0.28	U	
DICHLORODIFLUOROMETHANE	0.31	U		0.31	U		0.31	U		0.31	U	
DIISOPROPYL ETHER	1.5	U		1.5	U		1.5	U		1.5	U	
ETHYL TERT-BUTYL ETHER	0.11	U		0.11	U		0.11	U		0.11	U	
ETHYLBENZENE	0.17	U		0.17	U		0.17	U		0.17	U	
HEXACHLOROBUTADIENE	0.3	U		0.3	U		0.3	U		0.3	U	
ISOPROPYLBENZENE	0.13	U		0.13	U		0.13	U		0.13	U	
M+P-XYLENES	0.24	U		0.24	U		0.24	U		0.24	U	
METHYL TERT-BUTYL ETHER	0.17	U		0.17	U		0.17	U		0.17	U	
METHYLENE CHLORIDE	0.33	U		0.33	U		0.33	U		0.33	U	
NAPHTHALENE	0.24	U		0.24	U		0.24	U		0.24	U	
N-BUTYLBENZENE	0.12	U		0.12	U		0.12	U		0.12	U	
N-PROPYLBENZENE	0.14	U		0.14	U		0.14	U		0.14	U	
O-XYLENE	0.14	U		0.14	U		0.14	U		0.14	U	
SEC-BUTYLBENZENE	0.13	U		0.13	U		0.13	U		0.13	U	
STYRENE	0.11	U		0.11	U		0.11	U		0.11	U	
TERT-AMYL METHYL ETHER	0.067	U		0.067	U		0.067	U		0.067	U	
TERT-BUTYLBENZENE	0.13	U		0.13	U		0.13	U		0.13	U	
TERTIARY-BUTYL ALCOHOL	3.9	UR	C	3.9	UR	C	3.9	UR	C	3.9	UR	C
TETRACHLOROETHENE	0.29	U		0.29	U		0.29	U		0.29	U	
TOLUENE	0.13	U		0.13	U		0.13	U		0.13	U	
TOTAL XYLENES	0.28	U		0.28	U		0.28	U		0.28	U	
TRANS-1,2-DICHLOROETHENE	0.19	U		0.19	U		0.19	U		0.19	U	
TRANS-1,3-DICHLOROPROPENE	0.19	U		0.19	U		0.19	U		0.19	U	
TRICHLOROETHENE	0.17	U		0.17	U		0.17	U		0.17	U	
TRICHLOROFLUOROMETHANE	0.21	U		0.21	U		0.21	U		0.21	U	
VINYL ACETATE	0.19	U		0.19	U		0.19	U		0.19	U	

PROJ_NO: 02298	NSAMPLE	TB-083109-01			TB-083109-02		
SDG: 9H26266	LAB_ID	A9I010149004			A9I010149005		
FRACTION: OV	SAMP_DATE	8/31/2009			8/31/2009		
MEDIA: WATER	QC_TYPE	NM			NM		
	UNITS	UG/L			UG/L		
	PCT_SOLIDS	0.0			0.0		
	DUP_OF						

PARAMETER	RESULT	VQL	QLCD	RESULT	VQL	QLCD
CARBON DISULFIDE	0.13	U		0.13	U	
CARBON TETRACHLORIDE	0.13	U		0.13	U	
CHLOROBENZENE	0.15	U		0.15	U	
CHLORODIBROMOMETHANE	0.18	U		0.18	U	
CHLOROETHANE	0.29	U		0.29	U	
CHLOROFORM	11			0.16	U	
CHLOROMETHANE	0.3	U		0.3	U	
CIS-1,2-DICHLOROETHENE	0.17	U		0.17	U	
CIS-1,3-DICHLOROPROPENE	0.14	U		0.14	U	
DIBROMOMETHANE	0.28	U		0.28	U	
DICHLORODIFLUOROMETHANE	0.31	U		0.31	U	
DIISOPROPYL ETHER	1.5	U		1.5	U	
ETHYL TERT-BUTYL ETHER	0.11	U		0.11	U	
ETHYLBENZENE	0.17	U		0.17	U	
HEXACHLOROBUTADIENE	0.3	U		0.3	U	
ISOPROPYLBENZENE	0.13	U		0.13	U	
M+P-XYLENES	0.24	U		0.24	U	
METHYL TERT-BUTYL ETHER	0.17	U		0.17	U	
METHYLENE CHLORIDE	0.33	U		0.33	U	
NAPHTHALENE	0.24	U		0.24	U	
N-BUTYLBENZENE	0.12	U		0.12	U	
N-PROPYLBENZENE	0.14	U		0.14	U	
O-XYLENE	0.14	U		0.14	U	
SEC-BUTYLBENZENE	0.13	U		0.13	U	
STYRENE	0.11	U		0.11	U	
TERT-AMYL METHYL ETHER	0.067	U		0.067	U	
TERT-BUTYLBENZENE	0.13	U		0.13	U	
TERTIARY-BUTYL ALCOHOL	3.9	UR	C	3.9	UR	C
TETRACHLOROETHENE	0.29	U		0.29	U	
TOLUENE	0.13	U		0.13	U	
TOTAL XYLENES	0.28	U		0.28	U	
TRANS-1,2-DICHLOROETHENE	0.19	U		0.19	U	
TRANS-1,3-DICHLOROPROPENE	0.19	U		0.19	U	
TRICHLOROETHENE	0.17	U		0.17	U	
TRICHLOROFLUOROMETHANE	0.21	U		0.21	U	
VINYL ACETATE	0.19	U		0.19	U	

PROJ_NO: 02298	NSAMPLE	MSA-MW15D-082509			MSA-MW15I-082609			MSA-MW15S-082509			MSA-MW16D-082709		
SDG: 9H26266	LAB_ID	A9H260266002			A9H270136003			A9H260266001			A9H280119001		
FRACTION: OV	SAMP_DATE	8/25/2009			8/26/2009			8/25/2009			8/27/2009		
MEDIA: WATER	QC_TYPE	NM			NM			NM			NM		
	UNITS	UG/L			UG/L			UG/L			UG/L		
	PCT_SOLIDS	0.0			0.0			0.0			0.0		
	DUP_OF												
PARAMETER		RESULT	VQL	QLCD	RESULT	VQL	QLCD	RESULT	VQL	QLCD	RESULT	VQL	QLCD
VINYL CHLORIDE		0.22	U		130	J	P	12	J	P	0.22	U	

PROJ_NO: 02298	NSAMPLE	MSA-MW16I-082609			MSA-MW16S-082609			MSA-MW17I-082809			MSA-MW17S-082809		
SDG: 9H26266	LAB_ID	A9H270136005			A9H270136004			A9H290107001			A9H290107002		
FRACTION: OV	SAMP_DATE	8/26/2009			8/26/2009			8/28/2009			8/28/2009		
MEDIA: WATER	QC_TYPE	NM			NM			NM			NM		
	UNITS	UG/L			UG/L			UG/L			UG/L		
	PCT_SOLIDS	0.0			0.0			0.0			0.0		
	DUP_OF												
PARAMETER		RESULT	VQL	QLCD	RESULT	VQL	QLCD	RESULT	VQL	QLCD	RESULT	VQL	QLCD
VINYL CHLORIDE		8.5	J	P	42			12	J	C	0.71	J	C

PROJ_NO: 02298	NSAMPLE	MSA-MW20D-082709			MSA-MW20I-082709			MSA-MW20S-082609			MSA-MW22D-083109		
SDG: 9H26266	LAB_ID	A9H280119003			A9H280119002			A9H270136002			A9I010149006		
FRACTION: OV	SAMP_DATE	8/27/2009			8/27/2009			8/26/2009			8/31/2009		
MEDIA: WATER	QC_TYPE	NM			NM			NM			NM		
	UNITS	UG/L			UG/L			UG/L			UG/L		
	PCT_SOLIDS	0.0			0.0			0.0			0.0		
	DUP_OF												
PARAMETER		RESULT	VQL	QLCD	RESULT	VQL	QLCD	RESULT	VQL	QLCD	RESULT	VQL	QLCD
VINYL CHLORIDE		0.46	J	P	100	J	C	900	J	C	0.22	U	

PROJ_NO: 02298	NSAMPLE	MSA-MW23D-083109			MSA-MW23S-083109			MSA-MW25I-083109			MSA-MW25S-083109		
SDG: 9H26266	LAB_ID	A9I010149001			A9I010149002			A9I010149008			A9I010149007		
FRACTION: OV	SAMP_DATE	8/31/2009			8/31/2009			8/31/2009			8/31/2009		
MEDIA: WATER	QC_TYPE	NM			NM			NM			NM		
	UNITS	UG/L			UG/L			UG/L			UG/L		
	PCT_SOLIDS	0.0			0.0			0.0			0.0		
	DUP_OF												
PARAMETER		RESULT	VQL	QLCD	RESULT	VQL	QLCD	RESULT	VQL	QLCD	RESULT	VQL	QLCD
VINYL CHLORIDE		0.22	U		10	J	C	0.22	U		0.32	J	C

PROJ_NO: 02298	NSAMPLE	MSA-MW26S-083109			MSA-MW27D-082809			MSA-MW28I-082609			MSA-MW31D-082809		
SDG: 9H26266	LAB_ID	A9I010149003			A9H290107004			A9H270136001			A9H290107003		
FRACTION: OV	SAMP_DATE	8/31/2009			8/28/2009			8/26/2009			8/28/2009		
MEDIA: WATER	QC_TYPE	NM			NM			NM			NM		
	UNITS	UG/L			UG/L			UG/L			UG/L		
	PCT_SOLIDS	0.0			0.0			0.0			0.0		
	DUP_OF												
PARAMETER		RESULT	VQL	QLCD	RESULT	VQL	QLCD	RESULT	VQL	QLCD	RESULT	VQL	QLCD
VINYL CHLORIDE		140	J	C	0.22	U		34			0.22	U	

PROJ_NO: 02298	NSAMPLE	TB-082509			TB-082609			TB-082709			TB-082809		
SDG: 9H26266	LAB_ID	A9H260266003			A9H270136006			A9H280119004			A9H290107005		
FRACTION: OV	SAMP_DATE	8/25/2009			8/26/2009			8/27/2009			8/28/2009		
MEDIA: WATER	QC_TYPE	NM			NM			NM			NM		
	UNITS	UG/L			UG/L			UG/L			UG/L		
	PCT_SOLIDS	0.0			0.0			0.0			0.0		
	DUP_OF												
PARAMETER		RESULT	VQL	QLCD	RESULT	VQL	QLCD	RESULT	VQL	QLCD	RESULT	VQL	QLCD
VINYL CHLORIDE		0.22	U		0.22	U		0.22	U		0.22	U	

PROJ_NO: 02298	NSAMPLE	TB-083109-01			TB-083109-02		
SDG: 9H26266	LAB_ID	A9I010149004			A9I010149005		
FRACTION: OV	SAMP_DATE	8/31/2009			8/31/2009		
MEDIA: WATER	QC_TYPE	NM			NM		
	UNITS	UG/L			UG/L		
	PCT_SOLIDS	0.0			0.0		
	DUP_OF						
PARAMETER		RESULT	VQL	QLCD	RESULT	VQL	QLCD
VINYL CHLORIDE		0.22	U		0.22	U	

PROJ_NO: 02298	NSAMPLE	MSA-MW15D-082509			MSA-MW15I-082609			MSA-MW15S-082509			MSA-MW16D-082709		
SDG: 9H26266	LAB_ID	ISI0524-02			ISI0525-02			ISI0524-01			ISI0527-01		
FRACTION: OVSIM	SAMP_DATE	8/25/2009			8/26/2009			8/25/2009			8/27/2009		
MEDIA: WATER	QC_TYPE	NM			NM			NM			NM		
	UNITS	UG/L			UG/L			UG/L			UG/L		
	PCT_SOLIDS	0.0			0.0			0.0			0.0		
	DUP_OF												
PARAMETER		RESULT	VQL	QLCD	RESULT	VQL	QLCD	RESULT	VQL	QLCD	RESULT	VQL	QLCD
1,4-DIOXANE		1	U		1.1			2.2			1	U	

PROJ_NO: 02298	NSAMPLE	MSA-MW16I-082609			MSA-MW17I-082809			MSA-MW17S-082809			MSA-MW20D-082709		
SDG: 9H26266	LAB_ID	ISI0525-03			ISI0528-01			ISI0528-02			ISI0527-03		
FRACTION: OVSIM	SAMP_DATE	8/26/2009			8/28/2009			8/28/2009			8/27/2009		
MEDIA: WATER	QC_TYPE	NM			NM			NM			NM		
	UNITS	UG/L			UG/L			UG/L			UG/L		
	PCT_SOLIDS	0.0			0.0			0.0			0.0		
	DUP_OF												
PARAMETER		RESULT	VQL	QLCD	RESULT	VQL	QLCD	RESULT	VQL	QLCD	RESULT	VQL	QLCD
1,4-DIOXANE		1	U		1	U		1	U		5.8		

PROJ_NO: 02298	NSAMPLE	MSA-MW20I-082709			MSA-MW20S-082609			MSA-MW22D-083109			MSA-MW23D-083109		
SDG: 9H26266	LAB_ID	ISI0527-02			ISI0525-04			ISI0878-04			ISI0878-01		
FRACTION: OVSIM	SAMP_DATE	8/27/2009			8/26/2009			8/31/2009			8/31/2009		
MEDIA: WATER	QC_TYPE	NM			NM			NM			NM		
	UNITS	UG/L			UG/L			UG/L			UG/L		
	PCT_SOLIDS	0.0			0.0			0.0			0.0		
	DUP_OF												
PARAMETER		RESULT	VQL	QLCD	RESULT	VQL	QLCD	RESULT	VQL	QLCD	RESULT	VQL	QLCD
1,4-DIOXANE		22			1	U		1	U		1	U	

PROJ_NO: 02298	NSAMPLE	MSA-MW23S-083109			MSA-MW25I-083109			MSA-MW25S-083109			MSA-MW26S-083109		
SDG: 9H26266	LAB_ID	ISI0878-02			ISI0878-06			ISI0878-05			ISI0878-03		
FRACTION: OVSIM	SAMP_DATE	8/31/2009			8/31/2009			8/31/2009			8/31/2009		
MEDIA: WATER	QC_TYPE	NM			NM			NM			NM		
	UNITS	UG/L			UG/L			UG/L			UG/L		
	PCT_SOLIDS	0.0			0.0			0.0			0.0		
	DUP_OF												
PARAMETER		RESULT	VQL	QLCD	RESULT	VQL	QLCD	RESULT	VQL	QLCD	RESULT	VQL	QLCD
1,4-DIOXANE		17			1	U		1	U		3.2		

PROJ_NO: 02298	NSAMPLE	MSA-MW27D-082809			MSA-MW28I-082609			MSA-MW31D-082809		
SDG: 9H26266	LAB_ID	ISI0528-04			ISI0525-01			ISI0528-03		
FRACTION: OVSIM	SAMP_DATE	8/28/2009			8/26/2009			8/28/2009		
MEDIA: WATER	QC_TYPE	NM			NM			NM		
	UNITS	UG/L			UG/L			UG/L		
	PCT_SOLIDS	0.0			0.0			0.0		
	DUP_OF									
PARAMETER		RESULT	VQL	QLCD	RESULT	VQL	QLCD	RESULT	VQL	QLCD
1,4-DIOXANE		1	U		1	U		1	U	

PROJ_NO: 02298	NSAMPLE	MSA-MW15S-082509			MSA-MW16S-082609			MSA-MW17S-082809			MSA-MW20S-082609		
SDG: 9H26266	LAB_ID	A9H260266001			A9H270136004			A9H290107002			A9H270136002		
FRACTION: PET	SAMP_DATE	8/25/2009			8/26/2009			8/28/2009			8/26/2009		
MEDIA: WATER	QC_TYPE	NM			NM			NM			NM		
	UNITS	UG/L			UG/L			UG/L			UG/L		
	PCT_SOLIDS	0.0			0.0			0.0			0.0		
	DUP_OF												
PARAMETER		RESULT	VQL	QLCD	RESULT	VQL	QLCD	RESULT	VQL	QLCD	RESULT	VQL	QLCD
DIESEL RANGE ORGANICS		150			160	B	A	46	U		1300		
GASOLINE RANGE ORGANICS		610			41	J	P	35	J	P	2100		

PROJ_NO: 02298	NSAMPLE	MSA-MW23S-083109			MSA-MW25S-083109			MSA-MW26S-083109		
SDG: 9H26266	LAB_ID	A9I010149002			A9I010149007			A9I010149003		
FRACTION: PET	SAMP_DATE	8/31/2009			8/31/2009			8/31/2009		
MEDIA: WATER	QC_TYPE	NM			NM			NM		
	UNITS	UG/L			UG/L			UG/L		
	PCT_SOLIDS	0.0			0.0			0.0		
	DUP_OF									
PARAMETER		RESULT	VQL	QLCD	RESULT	VQL	QLCD	RESULT	VQL	QLCD
DIESEL RANGE ORGANICS		370			170	B	A	520		
GASOLINE RANGE ORGANICS		86	J	P	36	J	P	120		

Appendix B

Results as Reported by the Laboratory

Tetra Tech NUS, Inc

Client Sample ID: MSA-MW15D-082509

GC/MS Volatiles

Lot-Sample #...: A9H260266-002	**Work Order #...:** LJTG51AM	**Matrix.....:** WG	
Date Sampled...: 08/25/09 14:55	**Date Received..:** 08/26/09		
Prep Date.....: 08/31/09	**Analysis Date..:** 08/31/09		
Prep Batch #...: 9244342			
Dilution Factor: 1	**Initial Wgt/Vol:** 5 mL	**Final Wgt/Vol..:** 5 mL	
	Method.....: SW846 8260B		

PARAMETER	RESULT	REPORTING LIMIT	UNITS	MDL
Acetone	**3.3 J,B**	**5.0**	**ug/L**	**1.1**
Bromobenzene	ND	1.0	ug/L	0.13
Bromochloromethane	ND	1.0	ug/L	0.29
Bromodichloromethane	ND	1.0	ug/L	0.15
2-Butanone	ND	5.0	ug/L	0.57
n-Butylbenzene	ND	1.0	ug/L	0.12
sec-Butylbenzene	ND	1.0	ug/L	0.13
tert-Butylbenzene	ND	1.0	ug/L	0.13
Carbon disulfide	ND	1.0	ug/L	0.13
Dibromochloromethane	ND	1.0	ug/L	0.18
1,2-Dibromo-3-chloro-propane	ND	2.0	ug/L	0.67
2-Chloroethyl vinyl ether	ND	5.0	ug/L	0.99
2-Chlorotoluene	ND	1.0	ug/L	0.11
4-Chlorotoluene	ND	1.0	ug/L	0.18
1,2-Dibromoethane	ND	1.0	ug/L	0.24
Dibromomethane	ND	1.0	ug/L	0.28
1,2-Dichlorobenzene	ND	1.0	ug/L	0.13
1,3-Dichlorobenzene	ND	1.0	ug/L	0.14
1,4-Dichlorobenzene	ND	1.0	ug/L	0.13
Dichlorodifluoromethane	ND	1.0	ug/L	0.31
cis-1,2-Dichloroethene	ND	1.0	ug/L	0.17
trans-1,2-Dichloroethene	ND	1.0	ug/L	0.19
1,3-Dichloropropane	ND	1.0	ug/L	0.16
2,2-Dichloropropane	ND	1.0	ug/L	0.13
1,1-Dichloropropene	ND	1.0	ug/L	0.13
Trichlorofluoromethane	ND	1.0	ug/L	0.21
Hexachlorobutadiene	ND	1.0	ug/L	0.30
2-Hexanone	ND	5.0	ug/L	0.41
Isopropylbenzene	ND	1.0	ug/L	0.13
p-Isopropyltoluene	ND	1.0	ug/L	0.12
tert-Butyl alcohol	ND	20	ug/L	3.9
4-Methyl-2-pentanone	ND	5.0	ug/L	0.32
Naphthalene	ND	1.0	ug/L	0.24
n-Propylbenzene	ND	1.0	ug/L	0.14
Styrene	ND	1.0	ug/L	0.11
1,1,1,2-Tetrachloroethane	ND	1.0	ug/L	0.23
1,2,3-Trichlorobenzene	ND	1.0	ug/L	0.17

(Continued on next page)

Tetra Tech NUS, Inc

Client Sample ID: MSA-MW15D-082509

GC/MS Volatiles

Lot-Sample #...: A9H260266-002 **Work Order #...:** LJTG51AM **Matrix.....:** WG

PARAMETER	RESULT	REPORTING LIMIT	UNITS	MDL
1,2,4-Trichloro-benzene	ND	1.0	ug/L	0.15
1,2,3-Trichloropropane	ND	1.0	ug/L	0.43
1,1,2-Trichloro-1,2,2-trifluoroethane	ND	1.0	ug/L	0.28
1,2,4-Trimethylbenzene	ND	1.0	ug/L	0.12
Vinyl acetate	ND	2.0	ug/L	0.19
o-Xylene	ND	1.0	ug/L	0.14
Xylenes (total)	ND	2.0	ug/L	0.28
Methyl tert-butyl ether	ND	5.0	ug/L	0.17
m-Xylene & p-Xylene	ND	2.0	ug/L	0.24
1,2,3-Trimethylbenzene	ND	5.0	ug/L	0.0059
Diisopropyl Ether (DIPE)	ND	5.0	ug/L	1.5
Ethyl-t-Butyl Ether (ETBE)	ND	5.0	ug/L	0.11
Tert-amyl methyl ether (TAME)	ND	5.0	ug/L	0.067
Benzene	ND	1.0	ug/L	0.13
Bromoform	ND	1.0	ug/L	0.64
Bromomethane	ND	1.0	ug/L	0.41
Carbon tetrachloride	ND	1.0	ug/L	0.13
Chlorobenzene	ND	1.0	ug/L	0.15
Chloroethane	ND	1.0	ug/L	0.29
Chloroform	ND	1.0	ug/L	0.16
Chloromethane	ND	1.0	ug/L	0.30
1,1-Dichloroethane	ND	1.0	ug/L	0.15
1,2-Dichloroethane	ND	1.0	ug/L	0.22
1,1-Dichloroethene	ND	1.0	ug/L	0.19
1,2-Dichloropropane	ND	1.0	ug/L	0.18
cis-1,3-Dichloropropene	ND	1.0	ug/L	0.14
trans-1,3-Dichloropropene	ND	1.0	ug/L	0.19
Ethylbenzene	ND	1.0	ug/L	0.17
Methylene chloride	ND	1.0	ug/L	0.33
1,1,2,2-Tetrachloroethane	ND	1.0	ug/L	0.18
Tetrachloroethene	ND	1.0	ug/L	0.29
Toluene	ND	1.0	ug/L	0.13
1,1,1-Trichloroethane	ND	1.0	ug/L	0.22
Trichloroethene	ND	1.0	ug/L	0.17
Vinyl chloride	ND	1.0	ug/L	0.22

SURROGATE	PERCENT RECOVERY	RECOVERY LIMITS
Dibromofluoromethane	100	(73 - 122)
1,2-Dichloroethane-d4	96	(61 - 128)
Toluene-d8	86	(76 - 110)
4-Bromofluorobenzene	85	(74 - 116)

(Continued on next page)

Tetra Tech NUS, Inc

Client Sample ID: MSA-MW15D-082509

GC/MS Volatiles

Lot-Sample #...: A9H260266-002 Work Order #...: LJTG51AM Matrix.....: WG

NOTE(S):

J Estimated result. Result is less than RL.

B Method blank contamination. The associated method blank contains the target analyte at a reportable level.

Tetra Tech NUS, Inc

Client Sample ID: MSA-MW15I-082609

GC/MS Volatiles

Lot-Sample #...:	A9H270136-003	**Work Order #...:**	LJVR01AM	**Matrix.....:**	WG
Date Sampled...:	08/26/09 10:30	**Date Received..:**	08/27/09		
Prep Date.....:	09/03/09	**Analysis Date..:**	09/03/09		
Prep Batch #...:	9246392				
Dilution Factor:	250	**Initial Wgt/Vol:**	5 mL	**Final Wgt/Vol..:**	5 mL
		Method.....:	SW846 8260B		

PARAMETER	RESULT	REPORTING LIMIT	UNITS	MDL
Acetone	**370 J,B**	**1200**	**ug/L**	**280**
Bromobenzene	ND	250	ug/L	32
Bromochloromethane	ND	250	ug/L	72
Bromodichloromethane	ND	250	ug/L	38
2-Butanone	ND	1200	ug/L	140
n-Butylbenzene	ND	250	ug/L	30
sec-Butylbenzene	ND	250	ug/L	32
tert-Butylbenzene	ND	250	ug/L	32
Carbon disulfide	ND	250	ug/L	32
Dibromochloromethane	ND	250	ug/L	45
1,2-Dibromo-3-chloro-propane	ND	500	ug/L	170
2-Chloroethyl vinyl ether	ND	1200	ug/L	250
2-Chlorotoluene	ND	250	ug/L	28
4-Chlorotoluene	ND	250	ug/L	45
1,2-Dibromoethane	ND	250	ug/L	60
Dibromomethane	ND	250	ug/L	70
1,2-Dichlorobenzene	ND	250	ug/L	32
1,3-Dichlorobenzene	ND	250	ug/L	35
1,4-Dichlorobenzene	ND	250	ug/L	32
Dichlorodifluoromethane	ND	250	ug/L	78
cis-1,2-Dichloroethene	**1500**	**250**	**ug/L**	**42**
trans-1,2-Dichloroethene	ND	250	ug/L	48
1,3-Dichloropropane	ND	250	ug/L	40
2,2-Dichloropropane	ND	250	ug/L	32
1,1-Dichloropropene	ND	250	ug/L	32
Trichlorofluoromethane	ND	250	ug/L	52
Hexachlorobutadiene	ND	250	ug/L	75
2-Hexanone	ND	1200	ug/L	100
Isopropylbenzene	ND	250	ug/L	32
p-Isopropyltoluene	ND	250	ug/L	30
tert-Butyl alcohol	ND	5000	ug/L	980
4-Methyl-2-pentanone	ND	1200	ug/L	80
Naphthalene	ND	250	ug/L	60
n-Propylbenzene	ND	250	ug/L	35
Styrene	ND	250	ug/L	28
1,1,1,2-Tetrachloroethane	ND	250	ug/L	58
1,2,3-Trichlorobenzene	ND	250	ug/L	42

(Continued on next page)

Tetra Tech NUS, Inc

Client Sample ID: MSA-MW15I-082609

GC/MS Volatiles

Lot-Sample #...: A9H270136-003 **Work Order #...:** LJVR01AM **Matrix.....:** WG

PARAMETER	RESULT	REPORTING LIMIT	UNITS	MDL
1,2,4-Trichloro-benzene	ND	250	ug/L	38
1,2,3-Trichloropropane	ND	250	ug/L	110
1,1,2-Trichloro-1,2,2-trifluoroethane	ND	250	ug/L	70
1,2,4-Trimethylbenzene	ND	250	ug/L	30
Vinyl acetate	ND	500	ug/L	48
o-Xylene	ND	250	ug/L	35
Xylenes (total)	ND	500	ug/L	70
Methyl tert-butyl ether	ND	1200	ug/L	42
m-Xylene & p-Xylene	ND	500	ug/L	60
1,2,3-Trimethylbenzene	ND	1200	ug/L	1.5
Diisopropyl Ether (DIPE)	ND	1200	ug/L	380
Ethyl-t-Butyl Ether (ETBE)	ND	1200	ug/L	28
Tert-amyl methyl ether (TAME)	ND	1200	ug/L	17
Benzene	ND	250	ug/L	32
Bromoform	ND	250	ug/L	160
Bromomethane	ND	250	ug/L	100
Carbon tetrachloride	ND	250	ug/L	32
Chlorobenzene	ND	250	ug/L	38
Chloroethane	ND	250	ug/L	72
Chloroform	ND	250	ug/L	40
Chloromethane	ND	250	ug/L	75
1,1-Dichloroethane	ND	250	ug/L	38
1,2-Dichloroethane	ND	250	ug/L	55
1,1-Dichloroethene	ND	250	ug/L	48
1,2-Dichloropropane	ND	250	ug/L	45
cis-1,3-Dichloropropene	ND	250	ug/L	35
trans-1,3-Dichloropropene	ND	250	ug/L	48
Ethylbenzene	ND	250	ug/L	42
Methylene chloride	ND	250	ug/L	82
1,1,2,2-Tetrachloroethane	ND	250	ug/L	45
Tetrachloroethene	ND	250	ug/L	72
Toluene	ND	250	ug/L	32
1,1,1-Trichloroethane	ND	250	ug/L	55
Trichloroethene	**7800**	**250**	**ug/L**	**42**
Vinyl chloride	**130 J**	**250**	**ug/L**	**55**

SURROGATE	PERCENT RECOVERY	RECOVERY LIMITS
Dibromofluoromethane	91	(73 - 122)
1,2-Dichloroethane-d4	87	(61 - 128)
Toluene-d8	92	(76 - 110)
4-Bromofluorobenzene	85	(74 - 116)

(Continued on next page)

Tetra Tech NUS, Inc

Client Sample ID: MSA-MW15I-082609

GC/MS Volatiles

Lot-Sample #...: A9H270136-003 Work Order #...: LJVR01AM Matrix.....: WG

NOTE(S):

J Estimated result. Result is less than RL.

B Method blank contamination. The associated method blank contains the target analyte at a reportable level.

Tetra Tech NUS, Inc

Client Sample ID: MSA-MW15S-082509

GC/MS Volatiles

Lot-Sample #...: A9H260266-001	**Work Order #...:** LJTGV1AA	**Matrix.....:** WG	
Date Sampled...: 08/25/09 09:50	**Date Received..:** 08/26/09		
Prep Date.....: 08/31/09	**Analysis Date..:** 08/31/09		
Prep Batch #...: 9244342			
Dilution Factor: 33.33	**Initial Wgt/Vol:** 5 mL	**Final Wgt/Vol..:** 5 mL	
	Method.....: SW846 8260B		

PARAMETER	RESULT	REPORTING LIMIT	UNITS	MDL
Acetone	**88 J,B**	**170**	**ug/L**	**37**
Bromobenzene	ND	33	ug/L	4.3
Bromochloromethane	ND	33	ug/L	9.7
Bromodichloromethane	ND	33	ug/L	5.0
2-Butanone	ND	170	ug/L	19
n-Butylbenzene	ND	33	ug/L	4.0
sec-Butylbenzene	ND	33	ug/L	4.3
tert-Butylbenzene	ND	33	ug/L	4.3
Carbon disulfide	ND	33	ug/L	4.3
Dibromochloromethane	ND	33	ug/L	6.0
1,2-Dibromo-3-chloro-propane	ND	67	ug/L	22
2-Chloroethyl vinyl ether	ND	170	ug/L	33
2-Chlorotoluene	ND	33	ug/L	3.7
4-Chlorotoluene	ND	33	ug/L	6.0
1,2-Dibromoethane	ND	33	ug/L	8.0
Dibromomethane	ND	33	ug/L	9.3
1,2-Dichlorobenzene	ND	33	ug/L	4.3
1,3-Dichlorobenzene	ND	33	ug/L	4.7
1,4-Dichlorobenzene	ND	33	ug/L	4.3
Dichlorodifluoromethane	ND	33	ug/L	10
cis-1,2-Dichloroethene	**280**	**33**	**ug/L**	**5.7**
trans-1,2-Dichloroethene	ND	33	ug/L	6.3
1,3-Dichloropropane	ND	33	ug/L	5.3
2,2-Dichloropropane	ND	33	ug/L	4.3
1,1-Dichloropropene	ND	33	ug/L	4.3
Trichlorofluoromethane	ND	33	ug/L	7.0
Hexachlorobutadiene	ND	33	ug/L	10
2-Hexanone	ND	170	ug/L	14
Isopropylbenzene	ND	33	ug/L	4.3
p-Isopropyltoluene	ND	33	ug/L	4.0
tert-Butyl alcohol	ND	670	ug/L	130
4-Methyl-2-pentanone	ND	170	ug/L	11
Naphthalene	ND	33	ug/L	8.0
n-Propylbenzene	ND	33	ug/L	4.7
Styrene	ND	33	ug/L	3.7
1,1,1,2-Tetrachloroethane	ND	33	ug/L	7.7
1,2,3-Trichlorobenzene	ND	33	ug/L	5.7

(Continued on next page)

Tetra Tech NUS, Inc

Client Sample ID: MSA-MW15S-082509

GC/MS Volatiles

Lot-Sample #...: A9H260266-001 **Work Order #...:** LJTGV1AA **Matrix.....:** WG

PARAMETER	RESULT	REPORTING LIMIT	UNITS	MDL
1,2,4-Trichloro-benzene	ND	33	ug/L	5.0
1,2,3-Trichloropropane	ND	33	ug/L	14
1,1,2-Trichloro-1,2,2-trifluoroethane	ND	33	ug/L	9.3
1,2,4-Trimethylbenzene	ND	33	ug/L	4.0
Vinyl acetate	ND	67	ug/L	6.3
o-Xylene	ND	33	ug/L	4.7
Xylenes (total)	ND	67	ug/L	9.3
Methyl tert-butyl ether	ND	170	ug/L	5.7
m-Xylene & p-Xylene	ND	67	ug/L	8.0
1,2,3-Trimethylbenzene	ND	170	ug/L	0.20
Diisopropyl Ether (DIPE)	ND	170	ug/L	50
Ethyl-t-Butyl Ether (ETBE)	ND	170	ug/L	3.7
Tert-amyl methyl ether (TAME)	ND	170	ug/L	2.2
Benzene	ND	33	ug/L	4.3
Bromoform	ND	33	ug/L	21
Bromomethane	ND	33	ug/L	14
Carbon tetrachloride	ND	33	ug/L	4.3
Chlorobenzene	ND	33	ug/L	5.0
Chloroethane	ND	33	ug/L	9.7
Chloroform	ND	33	ug/L	5.3
Chloromethane	ND	33	ug/L	10
1,1-Dichloroethane	ND	33	ug/L	5.0
1,2-Dichloroethane	ND	33	ug/L	7.3
1,1-Dichloroethene	ND	33	ug/L	6.3
1,2-Dichloropropane	ND	33	ug/L	6.0
cis-1,3-Dichloropropene	ND	33	ug/L	4.7
trans-1,3-Dichloropropene	ND	33	ug/L	6.3
Ethylbenzene	ND	33	ug/L	5.7
Methylene chloride	ND	33	ug/L	11
1,1,2,2-Tetrachloroethane	ND	33	ug/L	6.0
Tetrachloroethene	ND	33	ug/L	9.7
Toluene	ND	33	ug/L	4.3
1,1,1-Trichloroethane	ND	33	ug/L	7.3
Trichloroethene	**1000**	**33**	**ug/L**	**5.7**
Vinyl chloride	**12 J**	**33**	**ug/L**	**7.3**

SURROGATE	PERCENT RECOVERY	RECOVERY LIMITS
Dibromofluoromethane	98	(73 - 122)
1,2-Dichloroethane-d4	93	(61 - 128)
Toluene-d8	87	(76 - 110)
4-Bromofluorobenzene	86	(74 - 116)

(Continued on next page)

Tetra Tech NUS, Inc

Client Sample ID: MSA-MW15S-082509

GC/MS Volatiles

Lot-Sample #...: A9H260266-001 Work Order #...: LJTGV1AA Matrix.....: WG

NOTE(S):

J Estimated result. Result is less than RL.

B Method blank contamination. The associated method blank contains the target analyte at a reportable level.

Tetra Tech NUS, Inc

Client Sample ID: MSA-MW16D-082709

GC/MS Volatiles

Lot-Sample #...: A9H280119-001 **Work Order #...:** LJX311AA **Matrix.....:** WG
Date Sampled...: 08/27/09 09:05 **Date Received..:** 08/28/09
Prep Date.....: 09/03/09 **Analysis Date..:** 09/03/09
Prep Batch #...: 9246350
Dilution Factor: 1 **Initial Wgt/Vol:** 5 mL **Final Wgt/Vol..:** 5 mL
Method.....: SW846 8260B

PARAMETER	RESULT	REPORTING LIMIT	UNITS	MDL
1,2,3-Trichlorobenzene	ND	1.0	ug/L	0.17
1,2,4-Trichloro-benzene	ND	1.0	ug/L	0.15
1,2,3-Trichloropropane	ND	1.0	ug/L	0.43
1,1,2-Trichloro-1,2,2-trifluoroethane	ND	1.0	ug/L	0.28
1,2,4-Trimethylbenzene	ND	1.0	ug/L	0.12
Acetone	**2.8 J,B**	**5.0**	**ug/L**	**1.1**
Bromobenzene	ND	1.0	ug/L	0.13
Bromochloromethane	ND	1.0	ug/L	0.29
Bromodichloromethane	ND	1.0	ug/L	0.15
2-Butanone	ND	5.0	ug/L	0.57
n-Butylbenzene	ND	1.0	ug/L	0.12
sec-Butylbenzene	ND	1.0	ug/L	0.13
tert-Butylbenzene	ND	1.0	ug/L	0.13
Carbon disulfide	ND	1.0	ug/L	0.13
Dibromochloromethane	ND	1.0	ug/L	0.18
1,2-Dibromo-3-chloro-propane	ND	2.0	ug/L	0.67
2-Chloroethyl vinyl ether	ND	5.0	ug/L	0.99
2-Chlorotoluene	ND	1.0	ug/L	0.11
4-Chlorotoluene	ND	1.0	ug/L	0.18
1,2-Dibromoethane	ND	1.0	ug/L	0.24
Dibromomethane	ND	1.0	ug/L	0.28
1,2-Dichlorobenzene	ND	1.0	ug/L	0.13
1,3-Dichlorobenzene	ND	1.0	ug/L	0.14
1,4-Dichlorobenzene	ND	1.0	ug/L	0.13
Dichlorodifluoromethane	ND	1.0	ug/L	0.31
cis-1,2-Dichloroethene	ND	1.0	ug/L	0.17
trans-1,2-Dichloroethene	ND	1.0	ug/L	0.19
1,3-Dichloropropane	ND	1.0	ug/L	0.16
2,2-Dichloropropane	ND	1.0	ug/L	0.13
1,1-Dichloropropene	ND	1.0	ug/L	0.13
Trichlorofluoromethane	ND	1.0	ug/L	0.21
Hexachlorobutadiene	ND	1.0	ug/L	0.30
2-Hexanone	ND	5.0	ug/L	0.41
Isopropylbenzene	ND	1.0	ug/L	0.13
p-Isopropyltoluene	ND	1.0	ug/L	0.12

(Continued on next page)

Tetra Tech NUS, Inc

Client Sample ID: MSA-MW16D-082709

GC/MS Volatiles

Lot-Sample #...: A9H280119-001 **Work Order #...:** LJX311AA **Matrix.....:** WG

PARAMETER	RESULT	REPORTING LIMIT	UNITS	MDL
tert-Butyl alcohol	ND	20	ug/L	3.9
4-Methyl-2-pentanone	ND	5.0	ug/L	0.32
Naphthalene	ND	1.0	ug/L	0.24
n-Propylbenzene	ND	1.0	ug/L	0.14
Styrene	ND	1.0	ug/L	0.11
1,1,1,2-Tetrachloroethane	ND	1.0	ug/L	0.23
Vinyl acetate	ND	2.0	ug/L	0.19
o-Xylene	ND	1.0	ug/L	0.14
Xylenes (total)	ND	2.0	ug/L	0.28
Methyl tert-butyl ether	ND	5.0	ug/L	0.17
m-Xylene & p-Xylene	ND	2.0	ug/L	0.24
1,2,3-Trimethylbenzene	ND	5.0	ug/L	0.0059
Diisopropyl Ether (DIPE)	ND	5.0	ug/L	1.5
Ethyl-t-Butyl Ether (ETBE)	ND	5.0	ug/L	0.11
Tert-amyl methyl ether (TAME)	ND	5.0	ug/L	0.067
Benzene	ND	1.0	ug/L	0.13
Bromoform	ND	1.0	ug/L	0.64
Bromomethane	ND	1.0	ug/L	0.41
Carbon tetrachloride	ND	1.0	ug/L	0.13
Chlorobenzene	ND	1.0	ug/L	0.15
Chloroethane	ND	1.0	ug/L	0.29
Chloroform	ND	1.0	ug/L	0.16
Chloromethane	ND	1.0	ug/L	0.30
1,1-Dichloroethane	ND	1.0	ug/L	0.15
1,2-Dichloroethane	ND	1.0	ug/L	0.22
1,1-Dichloroethene	ND	1.0	ug/L	0.19
1,2-Dichloropropane	ND	1.0	ug/L	0.18
cis-1,3-Dichloropropene	ND	1.0	ug/L	0.14
trans-1,3-Dichloropropene	ND	1.0	ug/L	0.19
Ethylbenzene	ND	1.0	ug/L	0.17
Methylene chloride	ND	1.0	ug/L	0.33
1,1,2,2-Tetrachloroethane	ND	1.0	ug/L	0.18
Tetrachloroethene	ND	1.0	ug/L	0.29
Toluene	ND	1.0	ug/L	0.13
1,1,1-Trichloroethane	ND	1.0	ug/L	0.22
Trichloroethene	ND	1.0	ug/L	0.17
Vinyl chloride	ND	1.0	ug/L	0.22

SURROGATE	PERCENT RECOVERY	RECOVERY LIMITS
Dibromofluoromethane	91	(73 - 122)
1,2-Dichloroethane-d4	90	(61 - 128)
Toluene-d8	88	(76 - 110)
4-Bromofluorobenzene	86	(74 - 116)

(Continued on next page)

Tetra Tech NUS, Inc

Client Sample ID: MSA-MW16D-082709

GC/MS Volatiles

Lot-Sample #...: A9H280119-001 Work Order #...: LJX311AA Matrix.....: WG

NOTE(S):

J Estimated result. Result is less than RL.

B Method blank contamination. The associated method blank contains the target analyte at a reportable level.

Tetra Tech NUS, Inc

Client Sample ID: MSA-MW16I-082609

GC/MS Volatiles

Lot-Sample #...: A9H270136-005	**Work Order #...:** LJVR21AM	**Matrix.....:** WG	
Date Sampled...: 08/26/09 17:55	**Date Received..:** 08/27/09		
Prep Date.....: 08/31/09	**Analysis Date..:** 08/31/09		
Prep Batch #...: 9244342			
Dilution Factor: 14.29	**Initial Wgt/Vol:** 5 mL	**Final Wgt/Vol..:** 5 mL	
	Method.....: SW846 8260B		

PARAMETER	RESULT	REPORTING LIMIT	UNITS	MDL
1,2,4-Trichloro-benzene	ND	14	ug/L	2.1
Acetone	**35 J,B**	**71**	**ug/L**	**16**
Bromobenzene	ND	14	ug/L	1.9
Bromochloromethane	ND	14	ug/L	4.1
Bromodichloromethane	ND	14	ug/L	2.1
2-Butanone	ND	71	ug/L	8.1
n-Butylbenzene	ND	14	ug/L	1.7
sec-Butylbenzene	ND	14	ug/L	1.9
tert-Butylbenzene	ND	14	ug/L	1.9
Carbon disulfide	ND	14	ug/L	1.9
Dibromochloromethane	ND	14	ug/L	2.6
1,2-Dibromo-3-chloro-propane	ND	29	ug/L	9.6
2-Chloroethyl vinyl ether	ND	71	ug/L	14
2-Chlorotoluene	ND	14	ug/L	1.6
4-Chlorotoluene	ND	14	ug/L	2.6
1,2-Dibromoethane	ND	14	ug/L	3.4
Dibromomethane	ND	14	ug/L	4.0
1,2-Dichlorobenzene	ND	14	ug/L	1.9
1,3-Dichlorobenzene	ND	14	ug/L	2.0
1,4-Dichlorobenzene	ND	14	ug/L	1.9
Dichlorodifluoromethane	ND	14	ug/L	4.4
cis-1,2-Dichloroethene	**130**	**14**	**ug/L**	**2.4**
trans-1,2-Dichloroethene	ND	14	ug/L	2.7
1,3-Dichloropropane	ND	14	ug/L	2.3
2,2-Dichloropropane	ND	14	ug/L	1.9
1,1-Dichloropropene	ND	14	ug/L	1.9
Trichlorofluoromethane	ND	14	ug/L	3.0
Hexachlorobutadiene	ND	14	ug/L	4.3
2-Hexanone	ND	71	ug/L	5.9
Isopropylbenzene	ND	14	ug/L	1.9
p-Isopropyltoluene	ND	14	ug/L	1.7
tert-Butyl alcohol	ND	290	ug/L	56
4-Methyl-2-pentanone	ND	71	ug/L	4.6
Naphthalene	ND	14	ug/L	3.4
n-Propylbenzene	ND	14	ug/L	2.0
Styrene	ND	14	ug/L	1.6

(Continued on next page)

Tetra Tech NUS, Inc

Client Sample ID: MSA-MW16I-082609

GC/MS Volatiles

Lot-Sample #...: A9H270136-005 **Work Order #...:** LJVR21AM **Matrix.....:** WG

PARAMETER	RESULT	REPORTING LIMIT	UNITS	MDL
1,1,1,2-Tetrachloroethane	ND	14	ug/L	3.3
1,2,3-Trichlorobenzene	ND	14	ug/L	2.4
1,2,3-Trichloropropane	ND	14	ug/L	6.1
1,1,2-Trichloro-1,2,2-trifluoroethane	ND	14	ug/L	4.0
1,2,4-Trimethylbenzene	ND	14	ug/L	1.7
Vinyl acetate	ND	29	ug/L	2.7
o-Xylene	ND	14	ug/L	2.0
Xylenes (total)	ND	29	ug/L	4.0
Methyl tert-butyl ether	ND	71	ug/L	2.4
m-Xylene & p-Xylene	ND	29	ug/L	3.4
1,2,3-Trimethylbenzene	ND	71	ug/L	0.084
Diisopropyl Ether (DIPE)	ND	71	ug/L	21
Ethyl-t-Butyl Ether (ETBE)	ND	71	ug/L	1.6
Tert-amyl methyl ether (TAME)	ND	71	ug/L	0.96
Benzene	ND	14	ug/L	1.9
Bromoform	ND	14	ug/L	9.1
Bromomethane	ND	14	ug/L	5.9
Carbon tetrachloride	ND	14	ug/L	1.9
Chlorobenzene	ND	14	ug/L	2.1
Chloroethane	ND	14	ug/L	4.1
Chloroform	ND	14	ug/L	2.3
Chloromethane	ND	14	ug/L	4.3
1,1-Dichloroethane	ND	14	ug/L	2.1
1,2-Dichloroethane	ND	14	ug/L	3.1
1,1-Dichloroethene	ND	14	ug/L	2.7
1,2-Dichloropropane	ND	14	ug/L	2.6
cis-1,3-Dichloropropene	ND	14	ug/L	2.0
trans-1,3-Dichloropropene	ND	14	ug/L	2.7
Ethylbenzene	ND	14	ug/L	2.4
Methylene chloride	ND	14	ug/L	4.7
1,1,2,2-Tetrachloroethane	ND	14	ug/L	2.6
Tetrachloroethene	ND	14	ug/L	4.1
Toluene	ND	14	ug/L	1.9
1,1,1-Trichloroethane	ND	14	ug/L	3.1
Trichloroethene	**470**	**14**	**ug/L**	**2.4**
Vinyl chloride	**8.5 J**	**14**	**ug/L**	**3.1**

SURROGATE	PERCENT RECOVERY	RECOVERY LIMITS
Dibromofluoromethane	101	(73 - 122)
1,2-Dichloroethane-d4	97	(61 - 128)
Toluene-d8	88	(76 - 110)
4-Bromofluorobenzene	84	(74 - 116)

(Continued on next page)

Tetra Tech NUS, Inc

Client Sample ID: MSA-MW16I-082609

GC/MS Volatiles

Lot-Sample #...: A9H270136-005 Work Order #...: LJVR21AM Matrix.....: WG

NOTE(S):

J Estimated result. Result is less than RL.

B Method blank contamination. The associated method blank contains the target analyte at a reportable level.

Tetra Tech NUS, Inc

Client Sample ID: MSA-MW16S-082609

GC/MS Volatiles

Lot-Sample #...: A9H270136-004	**Work Order #...:** LJVR11A0	**Matrix.....:** WG	
Date Sampled...: 08/26/09 14:20	**Date Received..:** 08/27/09		
Prep Date.....: 08/31/09	**Analysis Date..:** 08/31/09		
Prep Batch #...: 9244342			
Dilution Factor: 1.43	**Initial Wgt/Vol:** 5 mL	**Final Wgt/Vol..:** 5 mL	
	Method.....: SW846 8260B		

PARAMETER	RESULT	REPORTING LIMIT	UNITS	MDL
1,2,4-Trimethylbenzene	ND	1.4	ug/L	0.17
Vinyl acetate	ND	2.9	ug/L	0.27
o-Xylene	ND	1.4	ug/L	0.20
Xylenes (total)	ND	2.9	ug/L	0.40
Methyl tert-butyl ether	ND	7.2	ug/L	0.24
m-Xylene & p-Xylene	ND	2.9	ug/L	0.34
1,2,3-Trimethylbenzene	ND	7.2	ug/L	0.0084
Diisopropyl Ether (DIPE)	ND	7.2	ug/L	2.1
Ethyl-t-Butyl Ether (ETBE)	ND	7.2	ug/L	0.16
Tert-amyl methyl ether (TAME)	ND	7.2	ug/L	0.096
Acetone	**4.8 J,B**	**7.2**	**ug/L**	**1.6**
Bromobenzene	ND	1.4	ug/L	0.19
Bromochloromethane	ND	1.4	ug/L	0.41
Bromodichloromethane	ND	1.4	ug/L	0.21
2-Butanone	ND	7.2	ug/L	0.82
n-Butylbenzene	ND	1.4	ug/L	0.17
sec-Butylbenzene	ND	1.4	ug/L	0.19
tert-Butylbenzene	ND	1.4	ug/L	0.19
Carbon disulfide	ND	1.4	ug/L	0.19
Dibromochloromethane	ND	1.4	ug/L	0.26
1,2-Dibromo-3-chloro-propane	ND	2.9	ug/L	0.96
2-Chloroethyl vinyl ether	ND	7.2	ug/L	1.4
2-Chlorotoluene	ND	1.4	ug/L	0.16
4-Chlorotoluene	ND	1.4	ug/L	0.26
1,2-Dibromoethane	ND	1.4	ug/L	0.34
Dibromomethane	ND	1.4	ug/L	0.40
1,2-Dichlorobenzene	**1.2 J**	**1.4**	**ug/L**	**0.19**
1,3-Dichlorobenzene	**0.40 J**	**1.4**	**ug/L**	**0.20**
1,4-Dichlorobenzene	**0.45 J**	**1.4**	**ug/L**	**0.19**
Dichlorodifluoromethane	ND	1.4	ug/L	0.44
cis-1,2-Dichloroethene	**9.8**	**1.4**	**ug/L**	**0.24**
trans-1,2-Dichloroethene	ND	1.4	ug/L	0.27
1,3-Dichloropropane	ND	1.4	ug/L	0.23
2,2-Dichloropropane	ND	1.4	ug/L	0.19
1,1-Dichloropropene	ND	1.4	ug/L	0.19
Trichlorofluoromethane	ND	1.4	ug/L	0.30
Hexachlorobutadiene	ND	1.4	ug/L	0.43

(Continued on next page)

Tetra Tech NUS, Inc

Client Sample ID: MSA-MW16S-082609

GC/MS Volatiles

Lot-Sample #...: A9H270136-004 **Work Order #...:** LJVR11A0 **Matrix.....:** WG

PARAMETER	RESULT	REPORTING LIMIT	UNITS	MDL
2-Hexanone	ND	7.2	ug/L	0.59
Isopropylbenzene	ND	1.4	ug/L	0.19
p-Isopropyltoluene	ND	1.4	ug/L	0.17
tert-Butyl alcohol	ND	29	ug/L	5.6
4-Methyl-2-pentanone	ND	7.2	ug/L	0.46
Naphthalene	ND	1.4	ug/L	0.34
n-Propylbenzene	ND	1.4	ug/L	0.20
Styrene	ND	1.4	ug/L	0.16
1,1,1,2-Tetrachloroethane	ND	1.4	ug/L	0.33
1,2,3-Trichlorobenzene	ND	1.4	ug/L	0.24
1,2,4-Trichloro-benzene	**0.73 J**	**1.4**	**ug/L**	**0.21**
1,2,3-Trichloropropane	ND	1.4	ug/L	0.61
1,1,2-Trichloro-1,2,2-trifluoroethane	ND	1.4	ug/L	0.40
Benzene	**2.6**	**1.4**	**ug/L**	**0.19**
Bromoform	ND	1.4	ug/L	0.92
Bromomethane	ND	1.4	ug/L	0.59
Carbon tetrachloride	ND	1.4	ug/L	0.19
Chlorobenzene	ND	1.4	ug/L	0.21
Chloroethane	ND	1.4	ug/L	0.41
Chloroform	ND	1.4	ug/L	0.23
Chloromethane	ND	1.4	ug/L	0.43
1,1-Dichloroethane	ND	1.4	ug/L	0.21
1,2-Dichloroethane	ND	1.4	ug/L	0.31
1,1-Dichloroethene	ND	1.4	ug/L	0.27
1,2-Dichloropropane	ND	1.4	ug/L	0.26
cis-1,3-Dichloropropene	ND	1.4	ug/L	0.20
trans-1,3-Dichloropropene	ND	1.4	ug/L	0.27
Ethylbenzene	ND	1.4	ug/L	0.24
Methylene chloride	ND	1.4	ug/L	0.47
1,1,2,2-Tetrachloroethane	ND	1.4	ug/L	0.26
Tetrachloroethene	ND	1.4	ug/L	0.41
Toluene	ND	1.4	ug/L	0.19
1,1,1-Trichloroethane	ND	1.4	ug/L	0.31
Trichloroethene	ND	1.4	ug/L	0.24
Vinyl chloride	**42**	**1.4**	**ug/L**	**0.31**
1,4-Dioxane	**790**	**72**	**ug/L**	**27**

SURROGATE	PERCENT RECOVERY	RECOVERY LIMITS
Dibromofluoromethane	98	(73 - 122)
1,2-Dichloroethane-d4	93	(61 - 128)
Toluene-d8	89	(76 - 110)
4-Bromofluorobenzene	86	(74 - 116)

(Continued on next page)

Tetra Tech NUS, Inc

Client Sample ID: MSA-MW16S-082609

GC/MS Volatiles

Lot-Sample #...: A9H270136-004 Work Order #...: LJVR11A0 Matrix.....: WG

NOTE(S):

J Estimated result. Result is less than RL.

B Method blank contamination. The associated method blank contains the target analyte at a reportable level.

Tetra Tech NUS, Inc

Client Sample ID: MSA-MW17I-082809

GC/MS Volatiles

Lot-Sample #...: A9H290107-001 **Work Order #...:** LJ1771AA **Matrix.....:** WG
Date Sampled...: 08/28/09 11:15 **Date Received..:** 08/29/09
Prep Date.....: 09/03/09 **Analysis Date..:** 09/03/09
Prep Batch #...: 9246350
Dilution Factor: 6.67 **Initial Wgt/Vol:** 5 mL **Final Wgt/Vol..:** 5 mL
Method.....: SW846 8260B

PARAMETER	RESULT	REPORTING LIMIT	UNITS	MDL
Acetone	**12 J,B**	**33**	**ug/L**	**7.3**
Bromobenzene	ND	6.7	ug/L	0.87
Bromochloromethane	ND	6.7	ug/L	1.9
Bromodichloromethane	ND	6.7	ug/L	1.0
2-Butanone	ND	33	ug/L	3.8
n-Butylbenzene	ND	6.7	ug/L	0.80
sec-Butylbenzene	ND	6.7	ug/L	0.87
tert-Butylbenzene	ND	6.7	ug/L	0.87
Carbon disulfide	ND	6.7	ug/L	0.87
Dibromochloromethane	ND	6.7	ug/L	1.2
1,2-Dibromo-3-chloro-propane	ND	13	ug/L	4.5
2-Chloroethyl vinyl ether	ND	33	ug/L	6.6
2-Chlorotoluene	ND	6.7	ug/L	0.73
4-Chlorotoluene	ND	6.7	ug/L	1.2
1,2-Dibromoethane	ND	6.7	ug/L	1.6
Dibromomethane	ND	6.7	ug/L	1.9
1,2-Dichlorobenzene	ND	6.7	ug/L	0.87
1,3-Dichlorobenzene	ND	6.7	ug/L	0.93
1,4-Dichlorobenzene	ND	6.7	ug/L	0.87
Dichlorodifluoromethane	ND	6.7	ug/L	2.1
cis-1,2-Dichloroethene	**160**	**6.7**	**ug/L**	**1.1**
trans-1,2-Dichloroethene	ND	6.7	ug/L	1.3
1,3-Dichloropropane	ND	6.7	ug/L	1.1
2,2-Dichloropropane	ND	6.7	ug/L	0.87
1,1-Dichloropropene	ND	6.7	ug/L	0.87
Trichlorofluoromethane	ND	6.7	ug/L	1.4
Hexachlorobutadiene	ND	6.7	ug/L	2.0
2-Hexanone	ND	33	ug/L	2.7
Isopropylbenzene	ND	6.7	ug/L	0.87
p-Isopropyltoluene	ND	6.7	ug/L	0.80
tert-Butyl alcohol	ND	130	ug/L	26
4-Methyl-2-pentanone	ND	33	ug/L	2.1
Naphthalene	ND	6.7	ug/L	1.6
n-Propylbenzene	ND	6.7	ug/L	0.93
Styrene	ND	6.7	ug/L	0.73
1,1,1,2-Tetrachloroethane	ND	6.7	ug/L	1.5
1,2,3-Trichlorobenzene	ND	6.7	ug/L	1.1

(Continued on next page)

Tetra Tech NUS, Inc

Client Sample ID: MSA-MW17I-082809

GC/MS Volatiles

Lot-Sample #...: A9H290107-001 **Work Order #...:** LJ1771AA **Matrix.....:** WG

PARAMETER	RESULT	REPORTING LIMIT	UNITS	MDL
1,2,4-Trichloro-benzene	ND	6.7	ug/L	1.0
1,2,3-Trichloropropane	ND	6.7	ug/L	2.9
1,1,2-Trichloro-1,2,2-trifluoroethane	ND	6.7	ug/L	1.9
1,2,4-Trimethylbenzene	ND	6.7	ug/L	0.80
Vinyl acetate	ND	13	ug/L	1.3
o-Xylene	ND	6.7	ug/L	0.93
Xylenes (total)	ND	13	ug/L	1.9
Methyl tert-butyl ether	ND	33	ug/L	1.1
m-Xylene & p-Xylene	ND	13	ug/L	1.6
1,2,3-Trimethylbenzene	ND	33	ug/L	0.039
Diisopropyl Ether (DIPE)	ND	33	ug/L	10
Ethyl-t-Butyl Ether (ETBE)	ND	33	ug/L	0.73
Tert-amyl methyl ether (TAME)	ND	33	ug/L	0.45
Benzene	ND	6.7	ug/L	0.87
Bromoform	ND	6.7	ug/L	4.3
Bromomethane	ND	6.7	ug/L	2.7
Carbon tetrachloride	ND	6.7	ug/L	0.87
Chlorobenzene	ND	6.7	ug/L	1.0
Chloroethane	ND	6.7	ug/L	1.9
Chloroform	ND	6.7	ug/L	1.1
Chloromethane	ND	6.7	ug/L	2.0
1,1-Dichloroethane	ND	6.7	ug/L	1.0
1,2-Dichloroethane	**1.9 J**	**6.7**	**ug/L**	**1.5**
1,1-Dichloroethene	ND	6.7	ug/L	1.3
1,2-Dichloropropane	ND	6.7	ug/L	1.2
cis-1,3-Dichloropropene	ND	6.7	ug/L	0.93
trans-1,3-Dichloropropene	ND	6.7	ug/L	1.3
Ethylbenzene	ND	6.7	ug/L	1.1
Methylene chloride	ND	6.7	ug/L	2.2
1,1,2,2-Tetrachloroethane	ND	6.7	ug/L	1.2
Tetrachloroethene	ND	6.7	ug/L	1.9
Toluene	ND	6.7	ug/L	0.87
1,1,1-Trichloroethane	ND	6.7	ug/L	1.5
Trichloroethene	**170**	**6.7**	**ug/L**	**1.1**
Vinyl chloride	**12**	**6.7**	**ug/L**	**1.5**

SURROGATE	PERCENT RECOVERY	RECOVERY LIMITS
Dibromofluoromethane	93	(73 - 122)
1,2-Dichloroethane-d4	87	(61 - 128)
Toluene-d8	90	(76 - 110)
4-Bromofluorobenzene	87	(74 - 116)

(Continued on next page)

Tetra Tech NUS, Inc

Client Sample ID: MSA-MW17I-082809

GC/MS Volatiles

Lot-Sample #...: A9H290107-001 Work Order #...: LJ1771AA Matrix.....: WG

NOTE(S):

J Estimated result. Result is less than RL.

B Method blank contamination. The associated method blank contains the target analyte at a reportable level.

Tetra Tech NUS, Inc

Client Sample ID: MSA-MW17S-082809

GC/MS Volatiles

Lot-Sample #...:	A9H290107-002	**Work Order #...:**	LJ1791AM	**Matrix.....:**	WG
Date Sampled...:	08/28/09 09:40	**Date Received..:**	08/29/09		
Prep Date.....:	09/03/09	**Analysis Date..:**	09/03/09		
Prep Batch #...:	9246350				
Dilution Factor:	1	**Initial Wgt/Vol:**	5 mL	**Final Wgt/Vol..:**	5 mL
		Method.....:	SW846 8260B		

PARAMETER	RESULT	REPORTING LIMIT	UNITS	MDL
Acetone	**2.0 J,B**	**5.0**	**ug/L**	**1.1**
Bromobenzene	ND	1.0	ug/L	0.13
Bromochloromethane	ND	1.0	ug/L	0.29
Bromodichloromethane	ND	1.0	ug/L	0.15
2-Butanone	ND	5.0	ug/L	0.57
n-Butylbenzene	ND	1.0	ug/L	0.12
sec-Butylbenzene	ND	1.0	ug/L	0.13
tert-Butylbenzene	ND	1.0	ug/L	0.13
Carbon disulfide	ND	1.0	ug/L	0.13
Dibromochloromethane	ND	1.0	ug/L	0.18
1,2-Dibromo-3-chloro-propane	ND	2.0	ug/L	0.67
2-Chloroethyl vinyl ether	ND	5.0	ug/L	0.99
2-Chlorotoluene	ND	1.0	ug/L	0.11
4-Chlorotoluene	ND	1.0	ug/L	0.18
1,2-Dibromoethane	ND	1.0	ug/L	0.24
Dibromomethane	ND	1.0	ug/L	0.28
1,2-Dichlorobenzene	ND	1.0	ug/L	0.13
1,3-Dichlorobenzene	ND	1.0	ug/L	0.14
1,4-Dichlorobenzene	ND	1.0	ug/L	0.13
Dichlorodifluoromethane	ND	1.0	ug/L	0.31
cis-1,2-Dichloroethene	**0.51 J**	**1.0**	**ug/L**	**0.17**
trans-1,2-Dichloroethene	ND	1.0	ug/L	0.19
1,3-Dichloropropane	ND	1.0	ug/L	0.16
2,2-Dichloropropane	ND	1.0	ug/L	0.13
1,1-Dichloropropene	ND	1.0	ug/L	0.13
Trichlorofluoromethane	ND	1.0	ug/L	0.21
Hexachlorobutadiene	ND	1.0	ug/L	0.30
2-Hexanone	ND	5.0	ug/L	0.41
Isopropylbenzene	ND	1.0	ug/L	0.13
p-Isopropyltoluene	ND	1.0	ug/L	0.12
tert-Butyl alcohol	ND	20	ug/L	3.9
4-Methyl-2-pentanone	ND	5.0	ug/L	0.32
Naphthalene	ND	1.0	ug/L	0.24
n-Propylbenzene	ND	1.0	ug/L	0.14
Styrene	ND	1.0	ug/L	0.11
1,1,1,2-Tetrachloroethane	ND	1.0	ug/L	0.23
1,2,3-Trichlorobenzene	ND	1.0	ug/L	0.17

(Continued on next page)

Tetra Tech NUS, Inc

Client Sample ID: MSA-MW17S-082809

GC/MS Volatiles

Lot-Sample #...: A9H290107-002 **Work Order #...:** LJ1791AM **Matrix.....:** WG

PARAMETER	RESULT	REPORTING LIMIT	UNITS	MDL
1,2,4-Trichloro-benzene	ND	1.0	ug/L	0.15
1,2,3-Trichloropropane	ND	1.0	ug/L	0.43
1,1,2-Trichloro-1,2,2-trifluoroethane	ND	1.0	ug/L	0.28
1,2,4-Trimethylbenzene	ND	1.0	ug/L	0.12
Vinyl acetate	ND	2.0	ug/L	0.19
o-Xylene	ND	1.0	ug/L	0.14
Xylenes (total)	ND	2.0	ug/L	0.28
Methyl tert-butyl ether	ND	5.0	ug/L	0.17
m-Xylene & p-Xylene	ND	2.0	ug/L	0.24
1,2,3-Trimethylbenzene	ND	5.0	ug/L	0.0059
Diisopropyl Ether (DIPE)	ND	5.0	ug/L	1.5
Ethyl-t-Butyl Ether (ETBE)	ND	5.0	ug/L	0.11
Tert-amyl methyl ether (TAME)	ND	5.0	ug/L	0.067
Benzene	ND	1.0	ug/L	0.13
Bromoform	ND	1.0	ug/L	0.64
Bromomethane	ND	1.0	ug/L	0.41
Carbon tetrachloride	ND	1.0	ug/L	0.13
Chlorobenzene	ND	1.0	ug/L	0.15
Chloroethane	ND	1.0	ug/L	0.29
Chloroform	ND	1.0	ug/L	0.16
Chloromethane	ND	1.0	ug/L	0.30
1,1-Dichloroethane	ND	1.0	ug/L	0.15
1,2-Dichloroethane	ND	1.0	ug/L	0.22
1,1-Dichloroethene	ND	1.0	ug/L	0.19
1,2-Dichloropropane	ND	1.0	ug/L	0.18
cis-1,3-Dichloropropene	ND	1.0	ug/L	0.14
trans-1,3-Dichloropropene	ND	1.0	ug/L	0.19
Ethylbenzene	ND	1.0	ug/L	0.17
Methylene chloride	ND	1.0	ug/L	0.33
1,1,2,2-Tetrachloroethane	ND	1.0	ug/L	0.18
Tetrachloroethene	ND	1.0	ug/L	0.29
Toluene	ND	1.0	ug/L	0.13
1,1,1-Trichloroethane	ND	1.0	ug/L	0.22
Trichloroethene	ND	1.0	ug/L	0.17
Vinyl chloride	**0.71 J**	**1.0**	**ug/L**	**0.22**

SURROGATE	PERCENT RECOVERY	RECOVERY LIMITS
Dibromofluoromethane	94	(73 - 122)
1,2-Dichloroethane-d4	90	(61 - 128)
Toluene-d8	89	(76 - 110)
4-Bromofluorobenzene	86	(74 - 116)

(Continued on next page)

Tetra Tech NUS, Inc

Client Sample ID: MSA-MW17S-082809

GC/MS Volatiles

Lot-Sample #...: A9H290107-002 Work Order #...: LJ1791AM Matrix.....: WG

NOTE(S):

J Estimated result. Result is less than RL.

B Method blank contamination. The associated method blank contains the target analyte at a reportable level.

Tetra Tech NUS, Inc

Client Sample ID: MSA-MW20D-082709

GC/MS Volatiles

Lot-Sample #...: A9H280119-003 **Work Order #...:** LJX4Q1AM **Matrix.....:** WG
Date Sampled...: 08/27/09 13:30 **Date Received..:** 08/28/09
Prep Date.....: 09/03/09 **Analysis Date..:** 09/03/09
Prep Batch #...: 9246350
Dilution Factor: 1 **Initial Wgt/Vol:** 5 mL **Final Wgt/Vol..:** 5 mL
Method.....: SW846 8260B

PARAMETER	RESULT	REPORTING LIMIT	UNITS	MDL
1,2,3-Trichlorobenzene	ND	1.0	ug/L	0.17
1,2,4-Trichloro-benzene	ND	1.0	ug/L	0.15
1,2,3-Trichloropropane	ND	1.0	ug/L	0.43
1,1,2-Trichloro-1,2,2-trifluoroethane	ND	1.0	ug/L	0.28
1,2,4-Trimethylbenzene	ND	1.0	ug/L	0.12
Acetone	**2.8 J,B**	**5.0**	**ug/L**	**1.1**
Bromobenzene	ND	1.0	ug/L	0.13
Bromochloromethane	ND	1.0	ug/L	0.29
Bromodichloromethane	ND	1.0	ug/L	0.15
2-Butanone	ND	5.0	ug/L	0.57
n-Butylbenzene	ND	1.0	ug/L	0.12
sec-Butylbenzene	ND	1.0	ug/L	0.13
tert-Butylbenzene	ND	1.0	ug/L	0.13
Carbon disulfide	ND	1.0	ug/L	0.13
Dibromochloromethane	ND	1.0	ug/L	0.18
1,2-Dibromo-3-chloro-propane	ND	2.0	ug/L	0.67
2-Chloroethyl vinyl ether	ND	5.0	ug/L	0.99
2-Chlorotoluene	ND	1.0	ug/L	0.11
4-Chlorotoluene	ND	1.0	ug/L	0.18
1,2-Dibromoethane	ND	1.0	ug/L	0.24
Dibromomethane	ND	1.0	ug/L	0.28
1,2-Dichlorobenzene	ND	1.0	ug/L	0.13
1,3-Dichlorobenzene	ND	1.0	ug/L	0.14
1,4-Dichlorobenzene	ND	1.0	ug/L	0.13
Dichlorodifluoromethane	ND	1.0	ug/L	0.31
cis-1,2-Dichloroethene	**2.9**	**1.0**	**ug/L**	**0.17**
trans-1,2-Dichloroethene	ND	1.0	ug/L	0.19
1,3-Dichloropropane	ND	1.0	ug/L	0.16
2,2-Dichloropropane	ND	1.0	ug/L	0.13
1,1-Dichloropropene	ND	1.0	ug/L	0.13
Trichlorofluoromethane	ND	1.0	ug/L	0.21
Hexachlorobutadiene	ND	1.0	ug/L	0.30
2-Hexanone	ND	5.0	ug/L	0.41
Isopropylbenzene	ND	1.0	ug/L	0.13
p-Isopropyltoluene	ND	1.0	ug/L	0.12

(Continued on next page)

Tetra Tech NUS, Inc

Client Sample ID: MSA-MW20D-082709

GC/MS Volatiles

Lot-Sample #...: A9H280119-003 **Work Order #...:** LJX4Q1AM **Matrix.....:** WG

PARAMETER	RESULT	REPORTING LIMIT	UNITS	MDL
tert-Butyl alcohol	ND	20	ug/L	3.9
4-Methyl-2-pentanone	ND	5.0	ug/L	0.32
Naphthalene	ND	1.0	ug/L	0.24
n-Propylbenzene	ND	1.0	ug/L	0.14
Styrene	ND	1.0	ug/L	0.11
1,1,1,2-Tetrachloroethane	ND	1.0	ug/L	0.23
Vinyl acetate	ND	2.0	ug/L	0.19
o-Xylene	ND	1.0	ug/L	0.14
Xylenes (total)	ND	2.0	ug/L	0.28
Methyl tert-butyl ether	ND	5.0	ug/L	0.17
m-Xylene & p-Xylene	ND	2.0	ug/L	0.24
1,2,3-Trimethylbenzene	ND	5.0	ug/L	0.0059
Diisopropyl Ether (DIPE)	ND	5.0	ug/L	1.5
Ethyl-t-Butyl Ether (ETBE)	ND	5.0	ug/L	0.11
Tert-amyl methyl ether (TAME)	ND	5.0	ug/L	0.067
Benzene	ND	1.0	ug/L	0.13
Bromoform	ND	1.0	ug/L	0.64
Bromomethane	ND	1.0	ug/L	0.41
Carbon tetrachloride	ND	1.0	ug/L	0.13
Chlorobenzene	ND	1.0	ug/L	0.15
Chloroethane	ND	1.0	ug/L	0.29
Chloroform	**0.67 J**	**1.0**	**ug/L**	**0.16**
Chloromethane	ND	1.0	ug/L	0.30
1,1-Dichloroethane	ND	1.0	ug/L	0.15
1,2-Dichloroethane	**0.69 J**	**1.0**	**ug/L**	**0.22**
1,1-Dichloroethene	ND	1.0	ug/L	0.19
1,2-Dichloropropane	ND	1.0	ug/L	0.18
cis-1,3-Dichloropropene	ND	1.0	ug/L	0.14
trans-1,3-Dichloropropene	ND	1.0	ug/L	0.19
Ethylbenzene	ND	1.0	ug/L	0.17
Methylene chloride	ND	1.0	ug/L	0.33
1,1,2,2-Tetrachloroethane	ND	1.0	ug/L	0.18
Tetrachloroethene	ND	1.0	ug/L	0.29
Toluene	ND	1.0	ug/L	0.13
1,1,1-Trichloroethane	ND	1.0	ug/L	0.22
Trichloroethene	**26**	**1.0**	**ug/L**	**0.17**
Vinyl chloride	**0.46 J**	**1.0**	**ug/L**	**0.22**

SURROGATE	PERCENT RECOVERY	RECOVERY LIMITS
Dibromofluoromethane	94	(73 - 122)
1,2-Dichloroethane-d4	90	(61 - 128)
Toluene-d8	90	(76 - 110)
4-Bromofluorobenzene	86	(74 - 116)

(Continued on next page)

Tetra Tech NUS, Inc

Client Sample ID: MSA-MW20D-082709

GC/MS Volatiles

Lot-Sample #...: A9H280119-003 Work Order #...: LJX4Q1AM Matrix.....: WG

NOTE(S):

J Estimated result. Result is less than RL.

B Method blank contamination. The associated method blank contains the target analyte at a reportable level.

Tetra Tech NUS, Inc

Client Sample ID: MSA-MW20I-082709

GC/MS Volatiles

Lot-Sample #...: A9H280119-002 **Work Order #...:** LJX4P1AM **Matrix.....:** WG
Date Sampled...: 08/27/09 11:10 **Date Received..:** 08/28/09
Prep Date.....: 09/03/09 **Analysis Date..:** 09/03/09
Prep Batch #...: 9246350
Dilution Factor: 10 **Initial Wgt/Vol:** 5 mL **Final Wgt/Vol..:** 5 mL
Method.....: SW846 8260B

PARAMETER	RESULT	REPORTING LIMIT	UNITS	MDL
1,2,3-Trichlorobenzene	ND	10	ug/L	1.7
1,2,4-Trichloro-benzene	ND	10	ug/L	1.5
1,2,3-Trichloropropane	ND	10	ug/L	4.3
1,1,2-Trichloro-1,2,2-trifluoroethane	ND	10	ug/L	2.8
1,2,4-Trimethylbenzene	ND	10	ug/L	1.2
Acetone	**24 J,B**	**50**	**ug/L**	**11**
Bromobenzene	ND	10	ug/L	1.3
Bromochloromethane	ND	10	ug/L	2.9
Bromodichloromethane	ND	10	ug/L	1.5
2-Butanone	ND	50	ug/L	5.7
n-Butylbenzene	ND	10	ug/L	1.2
sec-Butylbenzene	ND	10	ug/L	1.3
tert-Butylbenzene	ND	10	ug/L	1.3
Carbon disulfide	ND	10	ug/L	1.3
Dibromochloromethane	ND	10	ug/L	1.8
1,2-Dibromo-3-chloro-propane	ND	20	ug/L	6.7
2-Chloroethyl vinyl ether	ND	50	ug/L	9.9
2-Chlorotoluene	ND	10	ug/L	1.1
4-Chlorotoluene	ND	10	ug/L	1.8
1,2-Dibromoethane	ND	10	ug/L	2.4
Dibromomethane	ND	10	ug/L	2.8
1,2-Dichlorobenzene	ND	10	ug/L	1.3
1,3-Dichlorobenzene	ND	10	ug/L	1.4
1,4-Dichlorobenzene	ND	10	ug/L	1.3
Dichlorodifluoromethane	ND	10	ug/L	3.1
cis-1,2-Dichloroethene	**250**	**10**	**ug/L**	**1.7**
trans-1,2-Dichloroethene	ND	10	ug/L	1.9
1,3-Dichloropropane	ND	10	ug/L	1.6
2,2-Dichloropropane	ND	10	ug/L	1.3
1,1-Dichloropropene	ND	10	ug/L	1.3
Trichlorofluoromethane	ND	10	ug/L	2.1
Hexachlorobutadiene	ND	10	ug/L	3.0
2-Hexanone	ND	50	ug/L	4.1
Isopropylbenzene	ND	10	ug/L	1.3
p-Isopropyltoluene	ND	10	ug/L	1.2

(Continued on next page)

Tetra Tech NUS, Inc

Client Sample ID: MSA-MW20I-082709

GC/MS Volatiles

Lot-Sample #...: A9H280119-002 **Work Order #...:** LJX4P1AM **Matrix.....:** WG

PARAMETER	RESULT	REPORTING LIMIT	UNITS	MDL
tert-Butyl alcohol	ND	200	ug/L	39
4-Methyl-2-pentanone	ND	50	ug/L	3.2
Naphthalene	ND	10	ug/L	2.4
n-Propylbenzene	ND	10	ug/L	1.4
Styrene	ND	10	ug/L	1.1
1,1,1,2-Tetrachloroethane	ND	10	ug/L	2.3
Vinyl acetate	ND	20	ug/L	1.9
o-Xylene	ND	10	ug/L	1.4
Xylenes (total)	ND	20	ug/L	2.8
Methyl tert-butyl ether	ND	50	ug/L	1.7
m-Xylene & p-Xylene	ND	20	ug/L	2.4
1,2,3-Trimethylbenzene	ND	50	ug/L	0.059
Diisopropyl Ether (DIPE)	ND	50	ug/L	15
Ethyl-t-Butyl Ether (ETBE)	ND	50	ug/L	1.1
Tert-amyl methyl ether (TAME)	ND	50	ug/L	0.67
Benzene	ND	10	ug/L	1.3
Bromoform	ND	10	ug/L	6.4
Bromomethane	ND	10	ug/L	4.1
Carbon tetrachloride	ND	10	ug/L	1.3
Chlorobenzene	**29**	**10**	**ug/L**	**1.5**
Chloroethane	ND	10	ug/L	2.9
Chloroform	ND	10	ug/L	1.6
Chloromethane	ND	10	ug/L	3.0
1,1-Dichloroethane	ND	10	ug/L	1.5
1,2-Dichloroethane	**2.4 J**	**10**	**ug/L**	**2.2**
1,1-Dichloroethene	ND	10	ug/L	1.9
1,2-Dichloropropane	ND	10	ug/L	1.8
cis-1,3-Dichloropropene	ND	10	ug/L	1.4
trans-1,3-Dichloropropene	ND	10	ug/L	1.9
Ethylbenzene	ND	10	ug/L	1.7
Methylene chloride	ND	10	ug/L	3.3
1,1,2,2-Tetrachloroethane	ND	10	ug/L	1.8
Tetrachloroethene	ND	10	ug/L	2.9
Toluene	ND	10	ug/L	1.3
1,1,1-Trichloroethane	ND	10	ug/L	2.2
Trichloroethene	**42**	**10**	**ug/L**	**1.7**
Vinyl chloride	**100**	**10**	**ug/L**	**2.2**

SURROGATE	PERCENT RECOVERY	RECOVERY LIMITS
Dibromofluoromethane	94	(73 - 122)
1,2-Dichloroethane-d4	89	(61 - 128)
Toluene-d8	91	(76 - 110)
4-Bromofluorobenzene	88	(74 - 116)

(Continued on next page)

Tetra Tech NUS, Inc

Client Sample ID: MSA-MW20I-082709

GC/MS Volatiles

Lot-Sample #...: A9H280119-002 Work Order #...: LJX4P1AM Matrix.....: WG

NOTE(S):

J Estimated result. Result is less than RL.

B Method blank contamination. The associated method blank contains the target analyte at a reportable level.

Tetra Tech NUS, Inc

Client Sample ID: MSA-MW20S-082609

GC/MS Volatiles

Lot-Sample #...: A9H270136-002 **Work Order #...:** LJVRW1AM **Matrix.....:** WG
Date Sampled...: 08/26/09 15:24 **Date Received..:** 08/27/09
Prep Date.....: 08/31/09 **Analysis Date..:** 08/31/09
Prep Batch #...: 9244342
Dilution Factor: 66.67 **Initial Wgt/Vol:** 5 mL **Final Wgt/Vol..:** 5 mL
Method.....: SW846 8260B

PARAMETER	RESULT	REPORTING LIMIT	UNITS	MDL
1,2,4-Trimethylbenzene	ND	67	ug/L	8.0
Vinyl acetate	ND	130	ug/L	13
o-Xylene	ND	67	ug/L	9.3
Xylenes (total)	ND	130	ug/L	19
Methyl tert-butyl ether	ND	330	ug/L	11
m-Xylene & p-Xylene	ND	130	ug/L	16
1,2,3-Trimethylbenzene	ND	330	ug/L	0.39
Diisopropyl Ether (DIPE)	ND	330	ug/L	100
Ethyl-t-Butyl Ether (ETBE)	ND	330	ug/L	7.3
Tert-amyl methyl ether (TAME)	ND	330	ug/L	4.5
Acetone	**170 J,B**	**330**	**ug/L**	**73**
Bromobenzene	ND	67	ug/L	8.7
Bromochloromethane	ND	67	ug/L	19
Bromodichloromethane	ND	67	ug/L	10
2-Butanone	ND	330	ug/L	38
n-Butylbenzene	ND	67	ug/L	8.0
sec-Butylbenzene	ND	67	ug/L	8.7
tert-Butylbenzene	ND	67	ug/L	8.7
Carbon disulfide	ND	67	ug/L	8.7
Dibromochloromethane	ND	67	ug/L	12
1,2-Dibromo-3-chloro-propane	ND	130	ug/L	45
2-Chloroethyl vinyl ether	ND	330	ug/L	66
2-Chlorotoluene	ND	67	ug/L	7.3
4-Chlorotoluene	ND	67	ug/L	12
1,2-Dibromoethane	ND	67	ug/L	16
Dibromomethane	ND	67	ug/L	19
1,2-Dichlorobenzene	ND	67	ug/L	8.7
1,3-Dichlorobenzene	ND	67	ug/L	9.3
1,4-Dichlorobenzene	ND	67	ug/L	8.7
Dichlorodifluoromethane	ND	67	ug/L	21
cis-1,2-Dichloroethene	**2000**	**67**	**ug/L**	**11**
trans-1,2-Dichloroethene	**27 J**	**67**	**ug/L**	**13**
1,3-Dichloropropane	ND	67	ug/L	11
2,2-Dichloropropane	ND	67	ug/L	8.7
1,1-Dichloropropene	ND	67	ug/L	8.7
Trichlorofluoromethane	ND	67	ug/L	14
Hexachlorobutadiene	ND	67	ug/L	20

(Continued on next page)

Tetra Tech NUS, Inc

Client Sample ID: MSA-MW20S-082609

GC/MS Volatiles

Lot-Sample #...: A9H270136-002 **Work Order #...:** LJVRW1AM **Matrix.....:** WG

PARAMETER	RESULT	REPORTING LIMIT	UNITS	MDL
2-Hexanone	ND	330	ug/L	27
Isopropylbenzene	ND	67	ug/L	8.7
p-Isopropyltoluene	ND	67	ug/L	8.0
tert-Butyl alcohol	ND	1300	ug/L	260
4-Methyl-2-pentanone	ND	330	ug/L	21
Naphthalene	ND	67	ug/L	16
n-Propylbenzene	ND	67	ug/L	9.3
Styrene	ND	67	ug/L	7.3
1,1,1,2-Tetrachloroethane	ND	67	ug/L	15
1,2,3-Trichlorobenzene	ND	67	ug/L	11
1,2,4-Trichloro-benzene	ND	67	ug/L	10
1,2,3-Trichloropropane	ND	67	ug/L	29
1,1,2-Trichloro-1,2,2-trifluoroethane	ND	67	ug/L	19
Benzene	**38 J**	**67**	**ug/L**	**8.7**
Bromoform	ND	67	ug/L	43
Bromomethane	ND	67	ug/L	27
Carbon tetrachloride	ND	67	ug/L	8.7
Chlorobenzene	**560**	**67**	**ug/L**	**10**
Chloroethane	ND	67	ug/L	19
Chloroform	ND	67	ug/L	11
Chloromethane	ND	67	ug/L	20
1,1-Dichloroethane	ND	67	ug/L	10
1,2-Dichloroethane	ND	67	ug/L	15
1,1-Dichloroethene	**14 J**	**67**	**ug/L**	**13**
1,2-Dichloropropane	ND	67	ug/L	12
cis-1,3-Dichloropropene	ND	67	ug/L	9.3
trans-1,3-Dichloropropene	ND	67	ug/L	13
Ethylbenzene	**27 J**	**67**	**ug/L**	**11**
Methylene chloride	ND	67	ug/L	22
1,1,2,2-Tetrachloroethane	ND	67	ug/L	12
Tetrachloroethene	ND	67	ug/L	19
Toluene	**15 J**	**67**	**ug/L**	**8.7**
1,1,1-Trichloroethane	ND	67	ug/L	15
Trichloroethene	**640**	**67**	**ug/L**	**11**
Vinyl chloride	**900**	**67**	**ug/L**	**15**

SURROGATE	PERCENT RECOVERY	RECOVERY LIMITS
Dibromofluoromethane	97	(73 - 122)
1,2-Dichloroethane-d4	93	(61 - 128)
Toluene-d8	88	(76 - 110)
4-Bromofluorobenzene	87	(74 - 116)

(Continued on next page)

Tetra Tech NUS, Inc

Client Sample ID: MSA-MW20S-082609

GC/MS Volatiles

Lot-Sample #...: A9H270136-002 Work Order #...: LJVRW1AM Matrix.....: WG

NOTE(S):

J Estimated result. Result is less than RL.

B Method blank contamination. The associated method blank contains the target analyte at a reportable level.

Tetra Tech NUS, Inc

Client Sample ID: MSA-MW22D-083109

GC/MS Volatiles

Lot-Sample #...: A9I010149-006 **Work Order #...:** LJ47C1AM **Matrix.....:** WG
Date Sampled...: 08/31/09 10:35 **Date Received..:** 09/01/09
Prep Date.....: 09/10/09 **Analysis Date..:** 09/10/09
Prep Batch #...: 9254376
Dilution Factor: 1 **Initial Wgt/Vol:** 5 mL **Final Wgt/Vol..:** 5 mL
Method.....: SW846 8260B

PARAMETER	RESULT	REPORTING LIMIT	UNITS	MDL
Isopropylbenzene	ND	1.0	ug/L	0.13
p-Isopropyltoluene	ND	1.0	ug/L	0.12
tert-Butyl alcohol	ND	20	ug/L	3.9
4-Methyl-2-pentanone	ND	5.0	ug/L	0.32
Naphthalene	ND	1.0	ug/L	0.24
n-Propylbenzene	ND	1.0	ug/L	0.14
Acetone	**2.1 J**	**5.0**	**ug/L**	**1.1**
Bromobenzene	ND	1.0	ug/L	0.13
Bromochloromethane	ND	1.0	ug/L	0.29
Bromodichloromethane	ND	1.0	ug/L	0.15
2-Butanone	ND	5.0	ug/L	0.57
n-Butylbenzene	ND	1.0	ug/L	0.12
sec-Butylbenzene	ND	1.0	ug/L	0.13
tert-Butylbenzene	ND	1.0	ug/L	0.13
Carbon disulfide	**0.67 J**	**1.0**	**ug/L**	**0.13**
Dibromochloromethane	ND	1.0	ug/L	0.18
1,2-Dibromo-3-chloro-propane	ND	2.0	ug/L	0.67
2-Chloroethyl vinyl ether	ND	5.0	ug/L	0.99
2-Chlorotoluene	ND	1.0	ug/L	0.11
4-Chlorotoluene	ND	1.0	ug/L	0.18
1,2-Dibromoethane	ND	1.0	ug/L	0.24
Dibromomethane	ND	1.0	ug/L	0.28
1,2-Dichlorobenzene	ND	1.0	ug/L	0.13
1,3-Dichlorobenzene	ND	1.0	ug/L	0.14
1,4-Dichlorobenzene	ND	1.0	ug/L	0.13
Dichlorodifluoromethane	ND	1.0	ug/L	0.31
cis-1,2-Dichloroethene	ND	1.0	ug/L	0.17
trans-1,2-Dichloroethene	ND	1.0	ug/L	0.19
1,3-Dichloropropane	ND	1.0	ug/L	0.16
2,2-Dichloropropane	ND	1.0	ug/L	0.13
1,1-Dichloropropene	ND	1.0	ug/L	0.13
Trichlorofluoromethane	ND	1.0	ug/L	0.21
Hexachlorobutadiene	ND	1.0	ug/L	0.30
2-Hexanone	ND	5.0	ug/L	0.41
Styrene	ND	1.0	ug/L	0.11
1,1,1,2-Tetrachloroethane	ND	1.0	ug/L	0.23
1,2,3-Trichlorobenzene	ND	1.0	ug/L	0.17

(Continued on next page)

Tetra Tech NUS, Inc

Client Sample ID: MSA-MW22D-083109

GC/MS Volatiles

Lot-Sample #...: A9I010149-006 **Work Order #...:** LJ47C1AM **Matrix.....:** WG

PARAMETER	RESULT	REPORTING LIMIT	UNITS	MDL
1,2,4-Trichloro-benzene	ND	1.0	ug/L	0.15
1,2,3-Trichloropropane	ND	1.0	ug/L	0.43
1,1,2-Trichloro-1,2,2-trifluoroethane	ND	1.0	ug/L	0.28
1,2,4-Trimethylbenzene	ND	1.0	ug/L	0.12
Vinyl acetate	ND	2.0	ug/L	0.19
o-Xylene	ND	1.0	ug/L	0.14
Xylenes (total)	ND	2.0	ug/L	0.28
Methyl tert-butyl ether	ND	5.0	ug/L	0.17
m-Xylene & p-Xylene	ND	2.0	ug/L	0.24
1,2,3-Trimethylbenzene	ND	5.0	ug/L	0.0059
Diisopropyl Ether (DIPE)	ND	5.0	ug/L	1.5
Ethyl-t-Butyl Ether (ETBE)	ND	5.0	ug/L	0.11
Tert-amyl methyl ether (TAME)	ND	5.0	ug/L	0.067
Benzene	ND	1.0	ug/L	0.13
Bromoform	ND	1.0	ug/L	0.64
Bromomethane	ND	1.0	ug/L	0.41
Carbon tetrachloride	ND	1.0	ug/L	0.13
Chlorobenzene	ND	1.0	ug/L	0.15
Chloroethane	ND	1.0	ug/L	0.29
Chloroform	ND	1.0	ug/L	0.16
Chloromethane	ND	1.0	ug/L	0.30
1,1-Dichloroethane	ND	1.0	ug/L	0.15
1,2-Dichloroethane	ND	1.0	ug/L	0.22
1,1-Dichloroethene	ND	1.0	ug/L	0.19
1,2-Dichloropropane	ND	1.0	ug/L	0.18
cis-1,3-Dichloropropene	ND	1.0	ug/L	0.14
trans-1,3-Dichloropropene	ND	1.0	ug/L	0.19
Ethylbenzene	ND	1.0	ug/L	0.17
Methylene chloride	ND	1.0	ug/L	0.33
1,1,2,2-Tetrachloroethane	ND	1.0	ug/L	0.18
Tetrachloroethene	ND	1.0	ug/L	0.29
Toluene	ND	1.0	ug/L	0.13
1,1,1-Trichloroethane	ND	1.0	ug/L	0.22
Trichloroethene	ND	1.0	ug/L	0.17
Vinyl chloride	ND	1.0	ug/L	0.22

SURROGATE	PERCENT RECOVERY	RECOVERY LIMITS
Dibromofluoromethane	104	(73 - 122)
1,2-Dichloroethane-d4	113	(61 - 128)
Toluene-d8	90	(76 - 110)
4-Bromofluorobenzene	79	(74 - 116)

NOTE(S):

J Estimated result. Result is less than RL.

Tetra Tech NUS, Inc

Client Sample ID: MSA-MW23D-083109

GC/MS Volatiles

Lot-Sample #...: A9I010149-001 **Work Order #...:** LJ4561AA **Matrix.....:** WG
Date Sampled...: 08/31/09 11:14 **Date Received..:** 09/01/09
Prep Date.....: 09/10/09 **Analysis Date..:** 09/10/09
Prep Batch #...: 9254376
Dilution Factor: 1 **Initial Wgt/Vol:** 5 mL **Final Wgt/Vol..:** 5 mL
Method.....: SW846 8260B

PARAMETER	RESULT	REPORTING LIMIT	UNITS	MDL
Isopropylbenzene	ND	1.0	ug/L	0.13
p-Isopropyltoluene	ND	1.0	ug/L	0.12
tert-Butyl alcohol	ND	20	ug/L	3.9
4-Methyl-2-pentanone	ND	5.0	ug/L	0.32
Naphthalene	ND	1.0	ug/L	0.24
n-Propylbenzene	ND	1.0	ug/L	0.14
Acetone	**1.8 J**	**5.0**	**ug/L**	**1.1**
Bromobenzene	ND	1.0	ug/L	0.13
Bromochloromethane	ND	1.0	ug/L	0.29
Bromodichloromethane	ND	1.0	ug/L	0.15
2-Butanone	ND	5.0	ug/L	0.57
n-Butylbenzene	ND	1.0	ug/L	0.12
sec-Butylbenzene	ND	1.0	ug/L	0.13
tert-Butylbenzene	ND	1.0	ug/L	0.13
Carbon disulfide	ND	1.0	ug/L	0.13
Dibromochloromethane	ND	1.0	ug/L	0.18
1,2-Dibromo-3-chloro-propane	ND	2.0	ug/L	0.67
2-Chloroethyl vinyl ether	ND	5.0	ug/L	0.99
2-Chlorotoluene	ND	1.0	ug/L	0.11
4-Chlorotoluene	ND	1.0	ug/L	0.18
1,2-Dibromoethane	ND	1.0	ug/L	0.24
Dibromomethane	ND	1.0	ug/L	0.28
1,2-Dichlorobenzene	ND	1.0	ug/L	0.13
1,3-Dichlorobenzene	ND	1.0	ug/L	0.14
1,4-Dichlorobenzene	ND	1.0	ug/L	0.13
Dichlorodifluoromethane	ND	1.0	ug/L	0.31
cis-1,2-Dichloroethene	ND	1.0	ug/L	0.17
trans-1,2-Dichloroethene	ND	1.0	ug/L	0.19
1,3-Dichloropropane	ND	1.0	ug/L	0.16
2,2-Dichloropropane	ND	1.0	ug/L	0.13
1,1-Dichloropropene	ND	1.0	ug/L	0.13
Trichlorofluoromethane	ND	1.0	ug/L	0.21
Hexachlorobutadiene	ND	1.0	ug/L	0.30
2-Hexanone	ND	5.0	ug/L	0.41
Styrene	ND	1.0	ug/L	0.11
1,1,1,2-Tetrachloroethane	ND	1.0	ug/L	0.23
1,2,3-Trichlorobenzene	ND	1.0	ug/L	0.17

(Continued on next page)

Tetra Tech NUS, Inc

Client Sample ID: MSA-MW23D-083109

GC/MS Volatiles

Lot-Sample #...: A9I010149-001 **Work Order #...:** LJ4561AA **Matrix.....:** WG

PARAMETER	RESULT	REPORTING LIMIT	UNITS	MDL
1,2,4-Trichloro-benzene	ND	1.0	ug/L	0.15
1,2,3-Trichloropropane	ND	1.0	ug/L	0.43
1,1,2-Trichloro-1,2,2-trifluoroethane	ND	1.0	ug/L	0.28
1,2,4-Trimethylbenzene	ND	1.0	ug/L	0.12
Vinyl acetate	ND	2.0	ug/L	0.19
o-Xylene	ND	1.0	ug/L	0.14
Xylenes (total)	ND	2.0	ug/L	0.28
Methyl tert-butyl ether	ND	5.0	ug/L	0.17
m-Xylene & p-Xylene	ND	2.0	ug/L	0.24
1,2,3-Trimethylbenzene	ND	5.0	ug/L	0.0059
Diisopropyl Ether (DIPE)	ND	5.0	ug/L	1.5
Ethyl-t-Butyl Ether (ETBE)	ND	5.0	ug/L	0.11
Tert-amyl methyl ether (TAME)	ND	5.0	ug/L	0.067
Benzene	ND	1.0	ug/L	0.13
Bromoform	ND	1.0	ug/L	0.64
Bromomethane	ND	1.0	ug/L	0.41
Carbon tetrachloride	**3.2**	**1.0**	**ug/L**	**0.13**
Chlorobenzene	ND	1.0	ug/L	0.15
Chloroethane	ND	1.0	ug/L	0.29
Chloroform	**3.8**	**1.0**	**ug/L**	**0.16**
Chloromethane	ND	1.0	ug/L	0.30
1,1-Dichloroethane	ND	1.0	ug/L	0.15
1,2-Dichloroethane	ND	1.0	ug/L	0.22
1,1-Dichloroethene	**0.24 J**	**1.0**	**ug/L**	**0.19**
1,2-Dichloropropane	ND	1.0	ug/L	0.18
cis-1,3-Dichloropropene	ND	1.0	ug/L	0.14
trans-1,3-Dichloropropene	ND	1.0	ug/L	0.19
Ethylbenzene	ND	1.0	ug/L	0.17
Methylene chloride	ND	1.0	ug/L	0.33
1,1,2,2-Tetrachloroethane	ND	1.0	ug/L	0.18
Tetrachloroethene	ND	1.0	ug/L	0.29
Toluene	ND	1.0	ug/L	0.13
1,1,1-Trichloroethane	ND	1.0	ug/L	0.22
Trichloroethene	**0.91 J**	**1.0**	**ug/L**	**0.17**
Vinyl chloride	ND	1.0	ug/L	0.22

SURROGATE	PERCENT RECOVERY	RECOVERY LIMITS
Dibromofluoromethane	112	(73 - 122)
1,2-Dichloroethane-d4	115	(61 - 128)
Toluene-d8	90	(76 - 110)
4-Bromofluorobenzene	77	(74 - 116)

NOTE(S):

J Estimated result. Result is less than RL.

Tetra Tech NUS, Inc

Client Sample ID: MSA-MW23S-083109

GC/MS Volatiles

Lot-Sample #...: A9I010149-002 **Work Order #...:** LJ46M1AM **Matrix.....:** WG
Date Sampled...: 08/31/09 10:14 **Date Received..:** 09/01/09
Prep Date.....: 09/10/09 **Analysis Date..:** 09/10/09
Prep Batch #...: 9254376
Dilution Factor: 1 **Initial Wgt/Vol:** 5 mL **Final Wgt/Vol..:** 5 mL
Method.....: SW846 8260B

PARAMETER	RESULT	REPORTING LIMIT	UNITS	MDL
Isopropylbenzene	ND	1.0	ug/L	0.13
p-Isopropyltoluene	ND	1.0	ug/L	0.12
tert-Butyl alcohol	ND	20	ug/L	3.9
4-Methyl-2-pentanone	ND	5.0	ug/L	0.32
Naphthalene	ND	1.0	ug/L	0.24
n-Propylbenzene	ND	1.0	ug/L	0.14
Acetone	**3.9 J**	**5.0**	**ug/L**	**1.1**
Bromobenzene	ND	1.0	ug/L	0.13
Bromochloromethane	ND	1.0	ug/L	0.29
Bromodichloromethane	ND	1.0	ug/L	0.15
2-Butanone	ND	5.0	ug/L	0.57
n-Butylbenzene	ND	1.0	ug/L	0.12
sec-Butylbenzene	**0.26 J**	**1.0**	**ug/L**	**0.13**
tert-Butylbenzene	**0.36 J**	**1.0**	**ug/L**	**0.13**
Carbon disulfide	ND	1.0	ug/L	0.13
Dibromochloromethane	ND	1.0	ug/L	0.18
1,2-Dibromo-3-chloro-propane	ND	2.0	ug/L	0.67
2-Chloroethyl vinyl ether	ND	5.0	ug/L	0.99
2-Chlorotoluene	ND	1.0	ug/L	0.11
4-Chlorotoluene	ND	1.0	ug/L	0.18
1,2-Dibromoethane	ND	1.0	ug/L	0.24
Dibromomethane	ND	1.0	ug/L	0.28
1,2-Dichlorobenzene	**0.36 J**	**1.0**	**ug/L**	**0.13**
1,3-Dichlorobenzene	**0.75 J**	**1.0**	**ug/L**	**0.14**
1,4-Dichlorobenzene	**0.37 J**	**1.0**	**ug/L**	**0.13**
Dichlorodifluoromethane	ND	1.0	ug/L	0.31
cis-1,2-Dichloroethene	**9.0**	**1.0**	**ug/L**	**0.17**
trans-1,2-Dichloroethene	**0.23 J**	**1.0**	**ug/L**	**0.19**
1,3-Dichloropropane	ND	1.0	ug/L	0.16
2,2-Dichloropropane	ND	1.0	ug/L	0.13
1,1-Dichloropropene	ND	1.0	ug/L	0.13
Trichlorofluoromethane	ND	1.0	ug/L	0.21
Hexachlorobutadiene	ND	1.0	ug/L	0.30
2-Hexanone	ND	5.0	ug/L	0.41
Styrene	ND	1.0	ug/L	0.11
1,1,1,2-Tetrachloroethane	ND	1.0	ug/L	0.23
1,2,3-Trichlorobenzene	ND	1.0	ug/L	0.17

(Continued on next page)

Tetra Tech NUS, Inc

Client Sample ID: MSA-MW23S-083109

GC/MS Volatiles

Lot-Sample #...: A9I010149-002 **Work Order #...:** LJ46M1AM **Matrix.....:** WG

PARAMETER	RESULT	REPORTING LIMIT	UNITS	MDL
1,2,4-Trichloro-benzene	ND	1.0	ug/L	0.15
1,2,3-Trichloropropane	ND	1.0	ug/L	0.43
1,1,2-Trichloro-1,2,2-trifluoroethane	ND	1.0	ug/L	0.28
1,2,4-Trimethylbenzene	ND	1.0	ug/L	0.12
Vinyl acetate	ND	2.0	ug/L	0.19
o-Xylene	ND	1.0	ug/L	0.14
Xylenes (total)	ND	2.0	ug/L	0.28
Methyl tert-butyl ether	ND	5.0	ug/L	0.17
m-Xylene & p-Xylene	ND	2.0	ug/L	0.24
1,2,3-Trimethylbenzene	ND	5.0	ug/L	0.0059
Diisopropyl Ether (DIPE)	ND	5.0	ug/L	1.5
Ethyl-t-Butyl Ether (ETBE)	ND	5.0	ug/L	0.11
Tert-amyl methyl ether (TAME)	ND	5.0	ug/L	0.067
Benzene	**2.1**	**1.0**	**ug/L**	**0.13**
Bromoform	ND	1.0	ug/L	0.64
Bromomethane	ND	1.0	ug/L	0.41
Carbon tetrachloride	ND	1.0	ug/L	0.13
Chlorobenzene	**0.43 J**	**1.0**	**ug/L**	**0.15**
Chloroethane	ND	1.0	ug/L	0.29
Chloroform	ND	1.0	ug/L	0.16
Chloromethane	ND	1.0	ug/L	0.30
1,1-Dichloroethane	ND	1.0	ug/L	0.15
1,2-Dichloroethane	**0.42 J**	**1.0**	**ug/L**	**0.22**
1,1-Dichloroethene	**0.27 J**	**1.0**	**ug/L**	**0.19**
1,2-Dichloropropane	ND	1.0	ug/L	0.18
cis-1,3-Dichloropropene	ND	1.0	ug/L	0.14
trans-1,3-Dichloropropene	ND	1.0	ug/L	0.19
Ethylbenzene	ND	1.0	ug/L	0.17
Methylene chloride	ND	1.0	ug/L	0.33
1,1,2,2-Tetrachloroethane	ND	1.0	ug/L	0.18
Tetrachloroethene	ND	1.0	ug/L	0.29
Toluene	ND	1.0	ug/L	0.13
1,1,1-Trichloroethane	ND	1.0	ug/L	0.22
Trichloroethene	ND	1.0	ug/L	0.17
Vinyl chloride	**10**	**1.0**	**ug/L**	**0.22**

SURROGATE	PERCENT RECOVERY	RECOVERY LIMITS
Dibromofluoromethane	103	(73 - 122)
1,2-Dichloroethane-d4	112	(61 - 128)
Toluene-d8	92	(76 - 110)
4-Bromofluorobenzene	87	(74 - 116)

NOTE(S):

J Estimated result. Result is less than RL.

Tetra Tech NUS, Inc

Client Sample ID: MSA-MW25I-083109

GC/MS Volatiles

Lot-Sample #...: A9I010149-008 **Work Order #...:** LJ47H1AM **Matrix.....:** WG
Date Sampled...: 08/31/09 14:55 **Date Received..:** 09/01/09
Prep Date.....: 09/10/09 **Analysis Date..:** 09/10/09
Prep Batch #...: 9254376
Dilution Factor: 1 **Initial Wgt/Vol:** 5 mL **Final Wgt/Vol..:** 5 mL
Method.....: SW846 8260B

PARAMETER	RESULT	REPORTING LIMIT	UNITS	MDL
Isopropylbenzene	ND	1.0	ug/L	0.13
p-Isopropyltoluene	ND	1.0	ug/L	0.12
tert-Butyl alcohol	ND	20	ug/L	3.9
4-Methyl-2-pentanone	ND	5.0	ug/L	0.32
Naphthalene	ND	1.0	ug/L	0.24
n-Propylbenzene	ND	1.0	ug/L	0.14
Acetone	**3.2 J**	**5.0**	**ug/L**	**1.1**
Bromobenzene	ND	1.0	ug/L	0.13
Bromochloromethane	ND	1.0	ug/L	0.29
Bromodichloromethane	ND	1.0	ug/L	0.15
2-Butanone	ND	5.0	ug/L	0.57
n-Butylbenzene	ND	1.0	ug/L	0.12
sec-Butylbenzene	ND	1.0	ug/L	0.13
tert-Butylbenzene	ND	1.0	ug/L	0.13
Carbon disulfide	ND	1.0	ug/L	0.13
Dibromochloromethane	ND	1.0	ug/L	0.18
1,2-Dibromo-3-chloro-propane	ND	2.0	ug/L	0.67
2-Chloroethyl vinyl ether	ND	5.0	ug/L	0.99
2-Chlorotoluene	ND	1.0	ug/L	0.11
4-Chlorotoluene	ND	1.0	ug/L	0.18
1,2-Dibromoethane	ND	1.0	ug/L	0.24
Dibromomethane	ND	1.0	ug/L	0.28
1,2-Dichlorobenzene	ND	1.0	ug/L	0.13
1,3-Dichlorobenzene	ND	1.0	ug/L	0.14
1,4-Dichlorobenzene	ND	1.0	ug/L	0.13
Dichlorodifluoromethane	ND	1.0	ug/L	0.31
cis-1,2-Dichloroethene	ND	1.0	ug/L	0.17
trans-1,2-Dichloroethene	ND	1.0	ug/L	0.19
1,3-Dichloropropane	ND	1.0	ug/L	0.16
2,2-Dichloropropane	ND	1.0	ug/L	0.13
1,1-Dichloropropene	ND	1.0	ug/L	0.13
Trichlorofluoromethane	ND	1.0	ug/L	0.21
Hexachlorobutadiene	ND	1.0	ug/L	0.30
2-Hexanone	ND	5.0	ug/L	0.41
Styrene	ND	1.0	ug/L	0.11
1,1,1,2-Tetrachloroethane	ND	1.0	ug/L	0.23
1,2,3-Trichlorobenzene	ND	1.0	ug/L	0.17

(Continued on next page)

Tetra Tech NUS, Inc

Client Sample ID: MSA-MW25I-083109

GC/MS Volatiles

Lot-Sample #...: A9I010149-008 **Work Order #...:** LJ47H1AM **Matrix.....:** WG

PARAMETER	RESULT	REPORTING LIMIT	UNITS	MDL
1,2,4-Trichloro-benzene	ND	1.0	ug/L	0.15
1,2,3-Trichloropropane	ND	1.0	ug/L	0.43
1,1,2-Trichloro-1,2,2-trifluoroethane	ND	1.0	ug/L	0.28
1,2,4-Trimethylbenzene	ND	1.0	ug/L	0.12
Vinyl acetate	ND	2.0	ug/L	0.19
o-Xylene	ND	1.0	ug/L	0.14
Xylenes (total)	ND	2.0	ug/L	0.28
Methyl tert-butyl ether	ND	5.0	ug/L	0.17
m-Xylene & p-Xylene	ND	2.0	ug/L	0.24
1,2,3-Trimethylbenzene	ND	5.0	ug/L	0.0059
Diisopropyl Ether (DIPE)	ND	5.0	ug/L	1.5
Ethyl-t-Butyl Ether (ETBE)	ND	5.0	ug/L	0.11
Tert-amyl methyl ether (TAME)	ND	5.0	ug/L	0.067
Benzene	ND	1.0	ug/L	0.13
Bromoform	ND	1.0	ug/L	0.64
Bromomethane	ND	1.0	ug/L	0.41
Carbon tetrachloride	ND	1.0	ug/L	0.13
Chlorobenzene	ND	1.0	ug/L	0.15
Chloroethane	ND	1.0	ug/L	0.29
Chloroform	ND	1.0	ug/L	0.16
Chloromethane	ND	1.0	ug/L	0.30
1,1-Dichloroethane	ND	1.0	ug/L	0.15
1,2-Dichloroethane	ND	1.0	ug/L	0.22
1,1-Dichloroethene	ND	1.0	ug/L	0.19
1,2-Dichloropropane	ND	1.0	ug/L	0.18
cis-1,3-Dichloropropene	ND	1.0	ug/L	0.14
trans-1,3-Dichloropropene	ND	1.0	ug/L	0.19
Ethylbenzene	ND	1.0	ug/L	0.17
Methylene chloride	ND	1.0	ug/L	0.33
1,1,2,2-Tetrachloroethane	ND	1.0	ug/L	0.18
Tetrachloroethene	ND	1.0	ug/L	0.29
Toluene	ND	1.0	ug/L	0.13
1,1,1-Trichloroethane	ND	1.0	ug/L	0.22
Trichloroethene	**0.30 J**	**1.0**	**ug/L**	**0.17**
Vinyl chloride	ND	1.0	ug/L	0.22

SURROGATE	PERCENT RECOVERY	RECOVERY LIMITS
Dibromofluoromethane	108	(73 - 122)
1,2-Dichloroethane-d4	112	(61 - 128)
Toluene-d8	88	(76 - 110)
4-Bromofluorobenzene	78	(74 - 116)

NOTE(S):

J Estimated result. Result is less than RL.

Tetra Tech NUS, Inc

Client Sample ID: MSA-MW25S-083109

GC/MS Volatiles

Lot-Sample #...: A9I010149-007 **Work Order #...:** LJ47F1A0 **Matrix.....:** WG
Date Sampled...: 08/31/09 13:30 **Date Received..:** 09/01/09
Prep Date.....: 09/10/09 **Analysis Date..:** 09/10/09
Prep Batch #...: 9254376
Dilution Factor: 1 **Initial Wgt/Vol:** 5 mL **Final Wgt/Vol..:** 5 mL
Method.....: SW846 8260B

PARAMETER	RESULT	REPORTING LIMIT	UNITS	MDL
1,2,4-Trichloro-benzene	ND	1.0	ug/L	0.15
Isopropylbenzene	ND	1.0	ug/L	0.13
p-Isopropyltoluene	ND	1.0	ug/L	0.12
tert-Butyl alcohol	ND	20	ug/L	3.9
4-Methyl-2-pentanone	ND	5.0	ug/L	0.32
Naphthalene	ND	1.0	ug/L	0.24
n-Propylbenzene	ND	1.0	ug/L	0.14
Acetone	**4.5 J**	**5.0**	**ug/L**	**1.1**
Bromobenzene	ND	1.0	ug/L	0.13
Bromochloromethane	ND	1.0	ug/L	0.29
Bromodichloromethane	ND	1.0	ug/L	0.15
2-Butanone	ND	5.0	ug/L	0.57
n-Butylbenzene	ND	1.0	ug/L	0.12
sec-Butylbenzene	ND	1.0	ug/L	0.13
tert-Butylbenzene	ND	1.0	ug/L	0.13
Carbon disulfide	ND	1.0	ug/L	0.13
Dibromochloromethane	ND	1.0	ug/L	0.18
1,2-Dibromo-3-chloro-propane	ND	2.0	ug/L	0.67
2-Chloroethyl vinyl ether	ND	5.0	ug/L	0.99
2-Chlorotoluene	ND	1.0	ug/L	0.11
4-Chlorotoluene	ND	1.0	ug/L	0.18
1,2-Dibromoethane	ND	1.0	ug/L	0.24
Dibromomethane	ND	1.0	ug/L	0.28
1,2-Dichlorobenzene	ND	1.0	ug/L	0.13
1,3-Dichlorobenzene	ND	1.0	ug/L	0.14
1,4-Dichlorobenzene	ND	1.0	ug/L	0.13
Dichlorodifluoromethane	ND	1.0	ug/L	0.31
cis-1,2-Dichloroethene	**7.0**	**1.0**	**ug/L**	**0.17**
trans-1,2-Dichloroethene	**0.82 J**	**1.0**	**ug/L**	**0.19**
1,3-Dichloropropane	ND	1.0	ug/L	0.16
2,2-Dichloropropane	ND	1.0	ug/L	0.13
1,1-Dichloropropene	ND	1.0	ug/L	0.13
Trichlorofluoromethane	ND	1.0	ug/L	0.21
Hexachlorobutadiene	ND	1.0	ug/L	0.30
2-Hexanone	ND	5.0	ug/L	0.41
Styrene	ND	1.0	ug/L	0.11

(Continued on next page)

Tetra Tech NUS, Inc

Client Sample ID: MSA-MW25S-083109

GC/MS Volatiles

Lot-Sample #...: A9I010149-007 **Work Order #...:** LJ47F1A0 **Matrix.....:** WG

PARAMETER	RESULT	REPORTING LIMIT	UNITS	MDL
1,1,1,2-Tetrachloroethane	ND	1.0	ug/L	0.23
1,2,3-Trichlorobenzene	ND	1.0	ug/L	0.17
1,2,3-Trichloropropane	ND	1.0	ug/L	0.43
1,1,2-Trichloro-1,2,2-trifluoroethane	ND	1.0	ug/L	0.28
1,2,4-Trimethylbenzene	ND	1.0	ug/L	0.12
Vinyl acetate	ND	2.0	ug/L	0.19
o-Xylene	ND	1.0	ug/L	0.14
Xylenes (total)	ND	2.0	ug/L	0.28
Methyl tert-butyl ether	ND	5.0	ug/L	0.17
m-Xylene & p-Xylene	ND	2.0	ug/L	0.24
1,2,3-Trimethylbenzene	ND	5.0	ug/L	0.0059
Diisopropyl Ether (DIPE)	ND	5.0	ug/L	1.5
Ethyl-t-Butyl Ether (ETBE)	ND	5.0	ug/L	0.11
Tert-amyl methyl ether (TAME)	ND	5.0	ug/L	0.067
Benzene	ND	1.0	ug/L	0.13
Bromoform	ND	1.0	ug/L	0.64
Bromomethane	ND	1.0	ug/L	0.41
Carbon tetrachloride	ND	1.0	ug/L	0.13
Chlorobenzene	ND	1.0	ug/L	0.15
Chloroethane	ND	1.0	ug/L	0.29
Chloroform	ND	1.0	ug/L	0.16
Chloromethane	ND	1.0	ug/L	0.30
1,1-Dichloroethane	ND	1.0	ug/L	0.15
1,2-Dichloroethane	ND	1.0	ug/L	0.22
1,1-Dichloroethene	ND	1.0	ug/L	0.19
1,2-Dichloropropane	ND	1.0	ug/L	0.18
cis-1,3-Dichloropropene	ND	1.0	ug/L	0.14
trans-1,3-Dichloropropene	ND	1.0	ug/L	0.19
Ethylbenzene	ND	1.0	ug/L	0.17
Methylene chloride	ND	1.0	ug/L	0.33
1,1,2,2-Tetrachloroethane	ND	1.0	ug/L	0.18
Tetrachloroethene	ND	1.0	ug/L	0.29
Toluene	ND	1.0	ug/L	0.13
1,1,1-Trichloroethane	ND	1.0	ug/L	0.22
Trichloroethene	**1.2**	**1.0**	**ug/L**	**0.17**
Vinyl chloride	**0.32 J**	**1.0**	**ug/L**	**0.22**

SURROGATE	PERCENT RECOVERY	RECOVERY LIMITS
Dibromofluoromethane	107	(73 - 122)
1,2-Dichloroethane-d4	114	(61 - 128)
Toluene-d8	88	(76 - 110)
4-Bromofluorobenzene	78	(74 - 116)

NOTE(S):

J Estimated result. Result is less than RL.

Tetra Tech NUS, Inc

Client Sample ID: MSA-MW26S-083109

GC/MS Volatiles

Lot-Sample #...: A9I010149-003 **Work Order #...:** LJ4631A0 **Matrix.....:** WG
Date Sampled...: 08/31/09 13:55 **Date Received..:** 09/01/09
Prep Date.....: 09/10/09 **Analysis Date..:** 09/10/09
Prep Batch #...: 9254376
Dilution Factor: 5 **Initial Wgt/Vol:** 5 mL **Final Wgt/Vol..:** 5 mL
Method.....: SW846 8260B

PARAMETER	RESULT	REPORTING LIMIT	UNITS	MDL
Isopropylbenzene	ND	5.0	ug/L	0.65
p-Isopropyltoluene	ND	5.0	ug/L	0.60
tert-Butyl alcohol	ND	100	ug/L	20
4-Methyl-2-pentanone	ND	25	ug/L	1.6
Naphthalene	ND	5.0	ug/L	1.2
n-Propylbenzene	ND	5.0	ug/L	0.70
Acetone	ND	25	ug/L	5.5
Bromobenzene	ND	5.0	ug/L	0.65
Bromochloromethane	ND	5.0	ug/L	1.4
Bromodichloromethane	ND	5.0	ug/L	0.75
2-Butanone	ND	25	ug/L	2.8
n-Butylbenzene	ND	5.0	ug/L	0.60
sec-Butylbenzene	ND	5.0	ug/L	0.65
tert-Butylbenzene	ND	5.0	ug/L	0.65
Carbon disulfide	ND	5.0	ug/L	0.65
Dibromochloromethane	ND	5.0	ug/L	0.90
1,2-Dibromo-3-chloro-propane	ND	10	ug/L	3.4
2-Chloroethyl vinyl ether	ND	25	ug/L	5.0
2-Chlorotoluene	ND	5.0	ug/L	0.55
4-Chlorotoluene	ND	5.0	ug/L	0.90
1,2-Dibromoethane	ND	5.0	ug/L	1.2
Dibromomethane	ND	5.0	ug/L	1.4
1,2-Dichlorobenzene	ND	5.0	ug/L	0.65
1,3-Dichlorobenzene	ND	5.0	ug/L	0.70
1,4-Dichlorobenzene	ND	5.0	ug/L	0.65
Dichlorodifluoromethane	ND	5.0	ug/L	1.6
cis-1,2-Dichloroethene	**84**	**5.0**	**ug/L**	**0.85**
trans-1,2-Dichloroethene	ND	5.0	ug/L	0.95
1,3-Dichloropropane	ND	5.0	ug/L	0.80
2,2-Dichloropropane	ND	5.0	ug/L	0.65
1,1-Dichloropropene	ND	5.0	ug/L	0.65
Trichlorofluoromethane	ND	5.0	ug/L	1.0
Hexachlorobutadiene	ND	5.0	ug/L	1.5
2-Hexanone	ND	25	ug/L	2.0
Styrene	ND	5.0	ug/L	0.55
1,1,1,2-Tetrachloroethane	ND	5.0	ug/L	1.2
1,2,3-Trichlorobenzene	ND	5.0	ug/L	0.85

(Continued on next page)

Tetra Tech NUS, Inc

Client Sample ID: MSA-MW26S-083109

GC/MS Volatiles

Lot-Sample #...: A9I010149-003 **Work Order #...:** LJ4631A0 **Matrix.....:** WG

PARAMETER	RESULT	REPORTING LIMIT	UNITS	MDL
1,2,4-Trichloro-benzene	ND	5.0	ug/L	0.75
1,2,3-Trichloropropane	ND	5.0	ug/L	2.2
1,1,2-Trichloro-1,2,2-trifluoroethane	ND	5.0	ug/L	1.4
1,2,4-Trimethylbenzene	ND	5.0	ug/L	0.60
Vinyl acetate	ND	10	ug/L	0.95
o-Xylene	ND	5.0	ug/L	0.70
Xylenes (total)	ND	10	ug/L	1.4
Methyl tert-butyl ether	ND	25	ug/L	0.85
m-Xylene & p-Xylene	ND	10	ug/L	1.2
1,2,3-Trimethylbenzene	ND	25	ug/L	0.030
Diisopropyl Ether (DIPE)	ND	25	ug/L	7.5
Ethyl-t-Butyl Ether (ETBE)	ND	25	ug/L	0.55
Tert-amyl methyl ether (TAME)	ND	25	ug/L	0.34
Benzene	**12**	**5.0**	**ug/L**	**0.65**
Bromoform	ND	5.0	ug/L	3.2
Bromomethane	ND	5.0	ug/L	2.0
Carbon tetrachloride	ND	5.0	ug/L	0.65
Chlorobenzene	ND	5.0	ug/L	0.75
Chloroethane	ND	5.0	ug/L	1.4
Chloroform	ND	5.0	ug/L	0.80
Chloromethane	ND	5.0	ug/L	1.5
1,1-Dichloroethane	ND	5.0	ug/L	0.75
1,2-Dichloroethane	ND	5.0	ug/L	1.1
1,1-Dichloroethene	ND	5.0	ug/L	0.95
1,2-Dichloropropane	ND	5.0	ug/L	0.90
cis-1,3-Dichloropropene	ND	5.0	ug/L	0.70
trans-1,3-Dichloropropene	ND	5.0	ug/L	0.95
Ethylbenzene	ND	5.0	ug/L	0.85
Methylene chloride	**4.2 J,B**	**5.0**	**ug/L**	**1.6**
1,1,2,2-Tetrachloroethane	ND	5.0	ug/L	0.90
Tetrachloroethene	ND	5.0	ug/L	1.4
Toluene	ND	5.0	ug/L	0.65
1,1,1-Trichloroethane	ND	5.0	ug/L	1.1
Trichloroethene	ND	5.0	ug/L	0.85
Vinyl chloride	**140**	**5.0**	**ug/L**	**1.1**

SURROGATE	PERCENT RECOVERY	RECOVERY LIMITS
Dibromofluoromethane	107	(73 - 122)
1,2-Dichloroethane-d4	115	(61 - 128)
Toluene-d8	93	(76 - 110)
4-Bromofluorobenzene	82	(74 - 116)

(Continued on next page)

Tetra Tech NUS, Inc

Client Sample ID: MSA-MW26S-083109

GC/MS Volatiles

Lot-Sample #...: A9I010149-003 Work Order #...: LJ4631A0 Matrix.....: WG

NOTE(S):

J Estimated result. Result is less than RL.

B Method blank contamination. The associated method blank contains the target analyte at a reportable level.

Tetra Tech NUS, Inc

Client Sample ID: MSA-MW27D-082809

GC/MS Volatiles

Lot-Sample #...:	A9H290107-004	**Work Order #...:**	LJ18D1A0	**Matrix.....:**	WG
Date Sampled...:	08/28/09 09:15	**Date Received..:**	08/29/09		
Prep Date.....:	09/03/09	**Analysis Date..:**	09/03/09		
Prep Batch #...:	9246350				
Dilution Factor:	1	**Initial Wgt/Vol:**	5 mL	**Final Wgt/Vol..:**	5 mL
		Method.....:	SW846 8260B		

PARAMETER	RESULT	REPORTING LIMIT	UNITS	MDL
Acetone	**2.6 J,B**	**5.0**	**ug/L**	**1.1**
Bromobenzene	ND	1.0	ug/L	0.13
Bromochloromethane	ND	1.0	ug/L	0.29
Bromodichloromethane	ND	1.0	ug/L	0.15
2-Butanone	ND	5.0	ug/L	0.57
n-Butylbenzene	ND	1.0	ug/L	0.12
sec-Butylbenzene	ND	1.0	ug/L	0.13
tert-Butylbenzene	ND	1.0	ug/L	0.13
Carbon disulfide	**0.20 J**	**1.0**	**ug/L**	**0.13**
Dibromochloromethane	ND	1.0	ug/L	0.18
1,2-Dibromo-3-chloro-propane	ND	2.0	ug/L	0.67
2-Chloroethyl vinyl ether	ND	5.0	ug/L	0.99
2-Chlorotoluene	ND	1.0	ug/L	0.11
4-Chlorotoluene	ND	1.0	ug/L	0.18
1,2-Dibromoethane	ND	1.0	ug/L	0.24
Dibromomethane	ND	1.0	ug/L	0.28
1,2-Dichlorobenzene	ND	1.0	ug/L	0.13
1,3-Dichlorobenzene	ND	1.0	ug/L	0.14
1,4-Dichlorobenzene	ND	1.0	ug/L	0.13
Dichlorodifluoromethane	ND	1.0	ug/L	0.31
cis-1,2-Dichloroethene	ND	1.0	ug/L	0.17
trans-1,2-Dichloroethene	ND	1.0	ug/L	0.19
1,3-Dichloropropane	ND	1.0	ug/L	0.16
2,2-Dichloropropane	ND	1.0	ug/L	0.13
1,1-Dichloropropene	ND	1.0	ug/L	0.13
Trichlorofluoromethane	ND	1.0	ug/L	0.21
Hexachlorobutadiene	ND	1.0	ug/L	0.30
2-Hexanone	ND	5.0	ug/L	0.41
Isopropylbenzene	ND	1.0	ug/L	0.13
p-Isopropyltoluene	ND	1.0	ug/L	0.12
tert-Butyl alcohol	ND	20	ug/L	3.9
4-Methyl-2-pentanone	ND	5.0	ug/L	0.32
Naphthalene	ND	1.0	ug/L	0.24
n-Propylbenzene	ND	1.0	ug/L	0.14
Styrene	ND	1.0	ug/L	0.11
1,1,1,2-Tetrachloroethane	ND	1.0	ug/L	0.23
1,2,3-Trichlorobenzene	ND	1.0	ug/L	0.17

(Continued on next page)

Tetra Tech NUS, Inc

Client Sample ID: MSA-MW27D-082809

GC/MS Volatiles

Lot-Sample #...: A9H290107-004 **Work Order #...:** LJ18D1A0 **Matrix.....:** WG

PARAMETER	RESULT	REPORTING LIMIT	UNITS	MDL
1,2,4-Trichloro-benzene	ND	1.0	ug/L	0.15
1,2,3-Trichloropropane	ND	1.0	ug/L	0.43
1,1,2-Trichloro-1,2,2-trifluoroethane	ND	1.0	ug/L	0.28
1,2,4-Trimethylbenzene	ND	1.0	ug/L	0.12
Vinyl acetate	ND	2.0	ug/L	0.19
o-Xylene	ND	1.0	ug/L	0.14
Xylenes (total)	ND	2.0	ug/L	0.28
Methyl tert-butyl ether	ND	5.0	ug/L	0.17
m-Xylene & p-Xylene	ND	2.0	ug/L	0.24
1,2,3-Trimethylbenzene	ND	5.0	ug/L	0.0059
Diisopropyl Ether (DIPE)	ND	5.0	ug/L	1.5
Ethyl-t-Butyl Ether (ETBE)	ND	5.0	ug/L	0.11
Tert-amyl methyl ether (TAME)	ND	5.0	ug/L	0.067
Benzene	ND	1.0	ug/L	0.13
Bromoform	ND	1.0	ug/L	0.64
Bromomethane	ND	1.0	ug/L	0.41
Carbon tetrachloride	ND	1.0	ug/L	0.13
Chlorobenzene	ND	1.0	ug/L	0.15
Chloroethane	ND	1.0	ug/L	0.29
Chloroform	ND	1.0	ug/L	0.16
Chloromethane	ND	1.0	ug/L	0.30
1,1-Dichloroethane	ND	1.0	ug/L	0.15
1,2-Dichloroethane	ND	1.0	ug/L	0.22
1,1-Dichloroethene	ND	1.0	ug/L	0.19
1,2-Dichloropropane	ND	1.0	ug/L	0.18
cis-1,3-Dichloropropene	ND	1.0	ug/L	0.14
trans-1,3-Dichloropropene	ND	1.0	ug/L	0.19
Ethylbenzene	ND	1.0	ug/L	0.17
Methylene chloride	ND	1.0	ug/L	0.33
1,1,2,2-Tetrachloroethane	ND	1.0	ug/L	0.18
Tetrachloroethene	ND	1.0	ug/L	0.29
Toluene	ND	1.0	ug/L	0.13
1,1,1-Trichloroethane	ND	1.0	ug/L	0.22
Trichloroethene	ND	1.0	ug/L	0.17
Vinyl chloride	ND	1.0	ug/L	0.22

SURROGATE	PERCENT RECOVERY	RECOVERY LIMITS
Dibromofluoromethane	94	(73 - 122)
1,2-Dichloroethane-d4	91	(61 - 128)
Toluene-d8	90	(76 - 110)
4-Bromofluorobenzene	86	(74 - 116)

(Continued on next page)

Tetra Tech NUS, Inc

Client Sample ID: MSA-MW27D-082809

GC/MS Volatiles

Lot-Sample #...: A9H290107-004 Work Order #...: LJ18D1A0 Matrix.....: WG

NOTE(S):

J Estimated result. Result is less than RL.

B Method blank contamination. The associated method blank contains the target analyte at a reportable level.

Tetra Tech NUS, Inc

Client Sample ID: MSA-MW28I-082609

GC/MS Volatiles

Lot-Sample #...:	A9H270136-001	**Work Order #...:**	LJVQ51AA	**Matrix.....:**	WG
Date Sampled...:	08/26/09 11:30	**Date Received..:**	08/27/09		
Prep Date.....:	08/31/09	**Analysis Date..:**	08/31/09		
Prep Batch #...:	9244342				
Dilution Factor:	16.67	**Initial Wgt/Vol:**	5 mL	**Final Wgt/Vol..:**	5 mL
		Method.....:	SW846 8260B		

PARAMETER	RESULT	REPORTING LIMIT	UNITS	MDL
Acetone	**55 J,B**	**83**	**ug/L**	**18**
Bromobenzene	ND	17	ug/L	2.2
Bromochloromethane	ND	17	ug/L	4.8
Bromodichloromethane	ND	17	ug/L	2.5
2-Butanone	ND	83	ug/L	9.5
n-Butylbenzene	ND	17	ug/L	2.0
sec-Butylbenzene	ND	17	ug/L	2.2
tert-Butylbenzene	ND	17	ug/L	2.2
Carbon disulfide	ND	17	ug/L	2.2
Dibromochloromethane	ND	17	ug/L	3.0
1,2-Dibromo-3-chloro-propane	ND	33	ug/L	11
2-Chloroethyl vinyl ether	ND	83	ug/L	17
2-Chlorotoluene	ND	17	ug/L	1.8
4-Chlorotoluene	ND	17	ug/L	3.0
1,2-Dibromoethane	ND	17	ug/L	4.0
Dibromomethane	ND	17	ug/L	4.7
1,2-Dichlorobenzene	ND	17	ug/L	2.2
1,3-Dichlorobenzene	ND	17	ug/L	2.3
1,4-Dichlorobenzene	ND	17	ug/L	2.2
Dichlorodifluoromethane	ND	17	ug/L	5.2
cis-1,2-Dichloroethene	**310**	**17**	**ug/L**	**2.8**
trans-1,2-Dichloroethene	**3.7 J**	**17**	**ug/L**	**3.2**
1,3-Dichloropropane	ND	17	ug/L	2.7
2,2-Dichloropropane	ND	17	ug/L	2.2
1,1-Dichloropropene	ND	17	ug/L	2.2
Trichlorofluoromethane	ND	17	ug/L	3.5
Hexachlorobutadiene	ND	17	ug/L	5.0
2-Hexanone	ND	83	ug/L	6.8
Isopropylbenzene	ND	17	ug/L	2.2
p-Isopropyltoluene	ND	17	ug/L	2.0
tert-Butyl alcohol	ND	330	ug/L	65
4-Methyl-2-pentanone	ND	83	ug/L	5.3
Naphthalene	ND	17	ug/L	4.0
n-Propylbenzene	ND	17	ug/L	2.3
Styrene	ND	17	ug/L	1.8
1,1,1,2-Tetrachloroethane	ND	17	ug/L	3.8
1,2,3-Trichlorobenzene	ND	17	ug/L	2.8

(Continued on next page)

Tetra Tech NUS, Inc

Client Sample ID: MSA-MW28I-082609

GC/MS Volatiles

Lot-Sample #...: A9H270136-001 **Work Order #...:** LJVQ51AA **Matrix.....:** WG

PARAMETER	RESULT	REPORTING LIMIT	UNITS	MDL
1,2,4-Trichloro-benzene	ND	17	ug/L	2.5
1,2,3-Trichloropropane	ND	17	ug/L	7.2
1,1,2-Trichloro-1,2,2-trifluoroethane	ND	17	ug/L	4.7
1,2,4-Trimethylbenzene	ND	17	ug/L	2.0
Vinyl acetate	ND	33	ug/L	3.2
o-Xylene	ND	17	ug/L	2.3
Xylenes (total)	ND	33	ug/L	4.7
Methyl tert-butyl ether	ND	83	ug/L	2.8
m-Xylene & p-Xylene	ND	33	ug/L	4.0
1,2,3-Trimethylbenzene	ND	83	ug/L	0.098
Diisopropyl Ether (DIPE)	ND	83	ug/L	25
Ethyl-t-Butyl Ether (ETBE)	ND	83	ug/L	1.8
Tert-amyl methyl ether (TAME)	ND	83	ug/L	1.1
Benzene	ND	17	ug/L	2.2
Bromoform	ND	17	ug/L	11
Bromomethane	ND	17	ug/L	6.8
Carbon tetrachloride	ND	17	ug/L	2.2
Chlorobenzene	ND	17	ug/L	2.5
Chloroethane	ND	17	ug/L	4.8
Chloroform	ND	17	ug/L	2.7
Chloromethane	ND	17	ug/L	5.0
1,1-Dichloroethane	ND	17	ug/L	2.5
1,2-Dichloroethane	**5.8 J**	**17**	**ug/L**	**3.7**
1,1-Dichloroethene	ND	17	ug/L	3.2
1,2-Dichloropropane	ND	17	ug/L	3.0
cis-1,3-Dichloropropene	ND	17	ug/L	2.3
trans-1,3-Dichloropropene	ND	17	ug/L	3.2
Ethylbenzene	ND	17	ug/L	2.8
Methylene chloride	ND	17	ug/L	5.5
1,1,2,2-Tetrachloroethane	ND	17	ug/L	3.0
Tetrachloroethene	ND	17	ug/L	4.8
Toluene	ND	17	ug/L	2.2
1,1,1-Trichloroethane	ND	17	ug/L	3.7
Trichloroethene	**530**	**17**	**ug/L**	**2.8**
Vinyl chloride	**34**	**17**	**ug/L**	**3.7**

SURROGATE	PERCENT RECOVERY	RECOVERY LIMITS
Dibromofluoromethane	98	(73 - 122)
1,2-Dichloroethane-d4	93	(61 - 128)
Toluene-d8	88	(76 - 110)
4-Bromofluorobenzene	86	(74 - 116)

(Continued on next page)

Tetra Tech NUS, Inc

Client Sample ID: MSA-MW28I-082609

GC/MS Volatiles

Lot-Sample #...: A9H270136-001 Work Order #...: LJVQ51AA Matrix.....: WG

NOTE(S):

J Estimated result. Result is less than RL.

B Method blank contamination. The associated method blank contains the target analyte at a reportable level.

Tetra Tech NUS, Inc

Client Sample ID: MSA-MW31D-082809

GC/MS Volatiles

Lot-Sample #...: A9H290107-003 **Work Order #...:** LJ18C1AM **Matrix.....:** WG
Date Sampled...: 08/28/09 10:55 **Date Received..:** 08/29/09
Prep Date.....: 09/03/09 **Analysis Date..:** 09/03/09
Prep Batch #...: 9246350
Dilution Factor: 1 **Initial Wgt/Vol:** 5 mL **Final Wgt/Vol..:** 5 mL
Method.....: SW846 8260B

PARAMETER	RESULT	REPORTING LIMIT	UNITS	MDL
Acetone	**3.4 J,B**	**5.0**	**ug/L**	**1.1**
Bromobenzene	ND	1.0	ug/L	0.13
Bromochloromethane	ND	1.0	ug/L	0.29
Bromodichloromethane	ND	1.0	ug/L	0.15
2-Butanone	ND	5.0	ug/L	0.57
n-Butylbenzene	ND	1.0	ug/L	0.12
sec-Butylbenzene	ND	1.0	ug/L	0.13
tert-Butylbenzene	ND	1.0	ug/L	0.13
Carbon disulfide	**0.56 J**	**1.0**	**ug/L**	**0.13**
Dibromochloromethane	ND	1.0	ug/L	0.18
1,2-Dibromo-3-chloro-propane	ND	2.0	ug/L	0.67
2-Chloroethyl vinyl ether	ND	5.0	ug/L	0.99
2-Chlorotoluene	ND	1.0	ug/L	0.11
4-Chlorotoluene	ND	1.0	ug/L	0.18
1,2-Dibromoethane	ND	1.0	ug/L	0.24
Dibromomethane	ND	1.0	ug/L	0.28
1,2-Dichlorobenzene	ND	1.0	ug/L	0.13
1,3-Dichlorobenzene	ND	1.0	ug/L	0.14
1,4-Dichlorobenzene	ND	1.0	ug/L	0.13
Dichlorodifluoromethane	ND	1.0	ug/L	0.31
cis-1,2-Dichloroethene	ND	1.0	ug/L	0.17
trans-1,2-Dichloroethene	ND	1.0	ug/L	0.19
1,3-Dichloropropane	ND	1.0	ug/L	0.16
2,2-Dichloropropane	ND	1.0	ug/L	0.13
1,1-Dichloropropene	ND	1.0	ug/L	0.13
Trichlorofluoromethane	ND	1.0	ug/L	0.21
Hexachlorobutadiene	ND	1.0	ug/L	0.30
2-Hexanone	ND	5.0	ug/L	0.41
Isopropylbenzene	ND	1.0	ug/L	0.13
p-Isopropyltoluene	ND	1.0	ug/L	0.12
tert-Butyl alcohol	ND	20	ug/L	3.9
4-Methyl-2-pentanone	ND	5.0	ug/L	0.32
Naphthalene	ND	1.0	ug/L	0.24
n-Propylbenzene	ND	1.0	ug/L	0.14
Styrene	ND	1.0	ug/L	0.11
1,1,1,2-Tetrachloroethane	ND	1.0	ug/L	0.23
1,2,3-Trichlorobenzene	ND	1.0	ug/L	0.17

(Continued on next page)

Tetra Tech NUS, Inc

Client Sample ID: MSA-MW31D-082809

GC/MS Volatiles

Lot-Sample #...: A9H290107-003 **Work Order #...:** LJ18C1AM **Matrix.....:** WG

PARAMETER	RESULT	REPORTING LIMIT	UNITS	MDL
1,2,4-Trichloro-benzene	ND	1.0	ug/L	0.15
1,2,3-Trichloropropane	ND	1.0	ug/L	0.43
1,1,2-Trichloro-1,2,2-trifluoroethane	ND	1.0	ug/L	0.28
1,2,4-Trimethylbenzene	ND	1.0	ug/L	0.12
Vinyl acetate	ND	2.0	ug/L	0.19
o-Xylene	ND	1.0	ug/L	0.14
Xylenes (total)	ND	2.0	ug/L	0.28
Methyl tert-butyl ether	ND	5.0	ug/L	0.17
m-Xylene & p-Xylene	ND	2.0	ug/L	0.24
1,2,3-Trimethylbenzene	ND	5.0	ug/L	0.0059
Diisopropyl Ether (DIPE)	ND	5.0	ug/L	1.5
Ethyl-t-Butyl Ether (ETBE)	ND	5.0	ug/L	0.11
Tert-amyl methyl ether (TAME)	ND	5.0	ug/L	0.067
Benzene	ND	1.0	ug/L	0.13
Bromoform	ND	1.0	ug/L	0.64
Bromomethane	ND	1.0	ug/L	0.41
Carbon tetrachloride	ND	1.0	ug/L	0.13
Chlorobenzene	ND	1.0	ug/L	0.15
Chloroethane	ND	1.0	ug/L	0.29
Chloroform	ND	1.0	ug/L	0.16
Chloromethane	ND	1.0	ug/L	0.30
1,1-Dichloroethane	ND	1.0	ug/L	0.15
1,2-Dichloroethane	ND	1.0	ug/L	0.22
1,1-Dichloroethene	ND	1.0	ug/L	0.19
1,2-Dichloropropane	ND	1.0	ug/L	0.18
cis-1,3-Dichloropropene	ND	1.0	ug/L	0.14
trans-1,3-Dichloropropene	ND	1.0	ug/L	0.19
Ethylbenzene	ND	1.0	ug/L	0.17
Methylene chloride	ND	1.0	ug/L	0.33
1,1,2,2-Tetrachloroethane	ND	1.0	ug/L	0.18
Tetrachloroethene	ND	1.0	ug/L	0.29
Toluene	ND	1.0	ug/L	0.13
1,1,1-Trichloroethane	ND	1.0	ug/L	0.22
Trichloroethene	ND	1.0	ug/L	0.17
Vinyl chloride	ND	1.0	ug/L	0.22

SURROGATE	PERCENT RECOVERY	RECOVERY LIMITS
Dibromofluoromethane	94	(73 - 122)
1,2-Dichloroethane-d4	89	(61 - 128)
Toluene-d8	89	(76 - 110)
4-Bromofluorobenzene	87	(74 - 116)

(Continued on next page)

Tetra Tech NUS, Inc

Client Sample ID: MSA-MW31D-082809

GC/MS Volatiles

Lot-Sample #...: A9H290107-003 Work Order #...: LJ18C1AM Matrix.....: WG

NOTE(S):

J Estimated result. Result is less than RL.

B Method blank contamination. The associated method blank contains the target analyte at a reportable level.

Tetra Tech NUS, Inc

Client Sample ID: TB-082509

GC/MS Volatiles

Lot-Sample #...:	A9H260266-003	**Work Order #...:**	LJTHA1AA	**Matrix.....:**	WQ
Date Sampled...:	08/25/09	**Date Received..:**	08/26/09		
Prep Date.....:	08/31/09	**Analysis Date..:**	08/31/09		
Prep Batch #...:	9244342				
Dilution Factor:	1	**Initial Wgt/Vol:**	5 mL	**Final Wgt/Vol..:**	5 mL
		Method.....:	SW846 8260B		

PARAMETER	RESULT	REPORTING LIMIT	UNITS	MDL
Acetone	**8.0 B**	**5.0**	**ug/L**	**1.1**
Carbon disulfide	ND	1.0	ug/L	0.13
Dibromochloromethane	ND	1.0	ug/L	0.18
1,2-Dibromo-3-chloro-propane	ND	2.0	ug/L	0.67
2-Chloroethyl vinyl ether	ND	5.0	ug/L	0.99
2-Chlorotoluene	ND	1.0	ug/L	0.11
4-Chlorotoluene	ND	1.0	ug/L	0.18
1,2-Dibromoethane	ND	1.0	ug/L	0.24
Dibromomethane	ND	1.0	ug/L	0.28
1,2-Dichlorobenzene	ND	1.0	ug/L	0.13
1,3-Dichlorobenzene	ND	1.0	ug/L	0.14
1,4-Dichlorobenzene	ND	1.0	ug/L	0.13
Dichlorodifluoromethane	ND	1.0	ug/L	0.31
cis-1,2-Dichloroethene	ND	1.0	ug/L	0.17
trans-1,2-Dichloroethene	ND	1.0	ug/L	0.19
Bromobenzene	ND	1.0	ug/L	0.13
Bromochloromethane	ND	1.0	ug/L	0.29
Bromodichloromethane	ND	1.0	ug/L	0.15
2-Butanone	ND	5.0	ug/L	0.57
n-Butylbenzene	ND	1.0	ug/L	0.12
sec-Butylbenzene	ND	1.0	ug/L	0.13
tert-Butylbenzene	ND	1.0	ug/L	0.13
1,3-Dichloropropane	ND	1.0	ug/L	0.16
2,2-Dichloropropane	ND	1.0	ug/L	0.13
1,1-Dichloropropene	ND	1.0	ug/L	0.13
Trichlorofluoromethane	ND	1.0	ug/L	0.21
Hexachlorobutadiene	ND	1.0	ug/L	0.30
2-Hexanone	ND	5.0	ug/L	0.41
Isopropylbenzene	ND	1.0	ug/L	0.13
p-Isopropyltoluene	ND	1.0	ug/L	0.12
tert-Butyl alcohol	ND	20	ug/L	3.9
4-Methyl-2-pentanone	ND	5.0	ug/L	0.32
Naphthalene	ND	1.0	ug/L	0.24
n-Propylbenzene	ND	1.0	ug/L	0.14
Styrene	ND	1.0	ug/L	0.11
1,1,1,2-Tetrachloroethane	ND	1.0	ug/L	0.23
1,2,3-Trichlorobenzene	ND	1.0	ug/L	0.17

(Continued on next page)

Tetra Tech NUS, Inc

Client Sample ID: TB-082509

GC/MS Volatiles

Lot-Sample #...: A9H260266-003 **Work Order #...:** LJTHA1AA **Matrix.....:** WQ

PARAMETER	RESULT	REPORTING LIMIT	UNITS	MDL
1,2,4-Trichloro-benzene	ND	1.0	ug/L	0.15
1,2,3-Trichloropropane	ND	1.0	ug/L	0.43
1,1,2-Trichloro-1,2,2-trifluoroethane	ND	1.0	ug/L	0.28
1,2,4-Trimethylbenzene	ND	1.0	ug/L	0.12
Vinyl acetate	ND	2.0	ug/L	0.19
o-Xylene	ND	1.0	ug/L	0.14
Xylenes (total)	ND	2.0	ug/L	0.28
Methyl tert-butyl ether	ND	5.0	ug/L	0.17
m-Xylene & p-Xylene	ND	2.0	ug/L	0.24
1,2,3-Trimethylbenzene	ND	5.0	ug/L	0.0059
Diisopropyl Ether (DIPE)	ND	5.0	ug/L	1.5
Ethyl-t-Butyl Ether (ETBE)	ND	5.0	ug/L	0.11
Tert-amyl methyl ether (TAME)	ND	5.0	ug/L	0.067
Benzene	ND	1.0	ug/L	0.13
Bromoform	ND	1.0	ug/L	0.64
Bromomethane	ND	1.0	ug/L	0.41
Carbon tetrachloride	ND	1.0	ug/L	0.13
Chlorobenzene	ND	1.0	ug/L	0.15
Chloroethane	ND	1.0	ug/L	0.29
Chloroform	ND	1.0	ug/L	0.16
Chloromethane	ND	1.0	ug/L	0.30
1,1-Dichloroethane	ND	1.0	ug/L	0.15
1,2-Dichloroethane	ND	1.0	ug/L	0.22
1,1-Dichloroethene	ND	1.0	ug/L	0.19
1,2-Dichloropropane	ND	1.0	ug/L	0.18
cis-1,3-Dichloropropene	ND	1.0	ug/L	0.14
trans-1,3-Dichloropropene	ND	1.0	ug/L	0.19
Ethylbenzene	ND	1.0	ug/L	0.17
Methylene chloride	ND	1.0	ug/L	0.33
1,1,2,2-Tetrachloroethane	ND	1.0	ug/L	0.18
Tetrachloroethene	ND	1.0	ug/L	0.29
Toluene	ND	1.0	ug/L	0.13
1,1,1-Trichloroethane	ND	1.0	ug/L	0.22
Trichloroethene	ND	1.0	ug/L	0.17
Vinyl chloride	ND	1.0	ug/L	0.22

SURROGATE	PERCENT RECOVERY	RECOVERY LIMITS
Dibromofluoromethane	99	(73 - 122)
1,2-Dichloroethane-d4	96	(61 - 128)
Toluene-d8	85	(76 - 110)
4-Bromofluorobenzene	85	(74 - 116)

NOTE(S):

B Method blank contamination. The associated method blank contains the target analyte at a reportable level.

Tetra Tech NUS, Inc

Client Sample ID: TB-082609

GC/MS Volatiles

Lot-Sample #...: A9H270136-006 **Work Order #...:** LJVR41AA **Matrix.....:** WQ
Date Sampled...: 08/26/09 **Date Received..:** 08/27/09
Prep Date.....: 08/31/09 **Analysis Date..:** 08/31/09
Prep Batch #...: 9244342
Dilution Factor: 1 **Initial Wgt/Vol:** 5 mL **Final Wgt/Vol..:** 5 mL
Method.....: SW846 8260B

PARAMETER	RESULT	REPORTING LIMIT	UNITS	MDL
Acetone	**4.1 J,B**	**5.0**	**ug/L**	**1.1**
Bromobenzene	ND	1.0	ug/L	0.13
Bromochloromethane	ND	1.0	ug/L	0.29
Bromodichloromethane	ND	1.0	ug/L	0.15
2-Butanone	ND	5.0	ug/L	0.57
n-Butylbenzene	ND	1.0	ug/L	0.12
sec-Butylbenzene	ND	1.0	ug/L	0.13
tert-Butylbenzene	ND	1.0	ug/L	0.13
Carbon disulfide	ND	1.0	ug/L	0.13
Dibromochloromethane	ND	1.0	ug/L	0.18
1,2-Dibromo-3-chloro-propane	ND	2.0	ug/L	0.67
2-Chloroethyl vinyl ether	ND	5.0	ug/L	0.99
2-Chlorotoluene	ND	1.0	ug/L	0.11
4-Chlorotoluene	ND	1.0	ug/L	0.18
1,2-Dibromoethane	ND	1.0	ug/L	0.24
Dibromomethane	ND	1.0	ug/L	0.28
1,2-Dichlorobenzene	ND	1.0	ug/L	0.13
1,3-Dichlorobenzene	ND	1.0	ug/L	0.14
1,4-Dichlorobenzene	ND	1.0	ug/L	0.13
Dichlorodifluoromethane	ND	1.0	ug/L	0.31
cis-1,2-Dichloroethene	ND	1.0	ug/L	0.17
trans-1,2-Dichloroethene	ND	1.0	ug/L	0.19
1,3-Dichloropropane	ND	1.0	ug/L	0.16
2,2-Dichloropropane	ND	1.0	ug/L	0.13
1,1-Dichloropropene	ND	1.0	ug/L	0.13
Trichlorofluoromethane	ND	1.0	ug/L	0.21
Hexachlorobutadiene	ND	1.0	ug/L	0.30
2-Hexanone	ND	5.0	ug/L	0.41
Isopropylbenzene	ND	1.0	ug/L	0.13
p-Isopropyltoluene	ND	1.0	ug/L	0.12
tert-Butyl alcohol	ND	20	ug/L	3.9
4-Methyl-2-pentanone	ND	5.0	ug/L	0.32
Naphthalene	ND	1.0	ug/L	0.24
n-Propylbenzene	ND	1.0	ug/L	0.14
Styrene	ND	1.0	ug/L	0.11
1,1,1,2-Tetrachloroethane	ND	1.0	ug/L	0.23
1,2,3-Trichlorobenzene	ND	1.0	ug/L	0.17

(Continued on next page)

Tetra Tech NUS, Inc

Client Sample ID: TB-082609

GC/MS Volatiles

Lot-Sample #...: A9H270136-006 **Work Order #...:** LJVR41AA **Matrix.....:** WQ

PARAMETER	RESULT	REPORTING LIMIT	UNITS	MDL
1,2,4-Trichloro-benzene	ND	1.0	ug/L	0.15
1,2,3-Trichloropropane	ND	1.0	ug/L	0.43
1,1,2-Trichloro-1,2,2-trifluoroethane	ND	1.0	ug/L	0.28
1,2,4-Trimethylbenzene	ND	1.0	ug/L	0.12
Vinyl acetate	ND	2.0	ug/L	0.19
o-Xylene	ND	1.0	ug/L	0.14
Xylenes (total)	ND	2.0	ug/L	0.28
Methyl tert-butyl ether	ND	5.0	ug/L	0.17
m-Xylene & p-Xylene	ND	2.0	ug/L	0.24
1,2,3-Trimethylbenzene	ND	5.0	ug/L	0.0059
Diisopropyl Ether (DIPE)	ND	5.0	ug/L	1.5
Ethyl-t-Butyl Ether (ETBE)	ND	5.0	ug/L	0.11
Tert-amyl methyl ether (TAME)	ND	5.0	ug/L	0.067
Benzene	ND	1.0	ug/L	0.13
Bromoform	ND	1.0	ug/L	0.64
Bromomethane	ND	1.0	ug/L	0.41
Carbon tetrachloride	ND	1.0	ug/L	0.13
Chlorobenzene	ND	1.0	ug/L	0.15
Chloroethane	ND	1.0	ug/L	0.29
Chloroform	ND	1.0	ug/L	0.16
Chloromethane	ND	1.0	ug/L	0.30
1,1-Dichloroethane	ND	1.0	ug/L	0.15
1,2-Dichloroethane	ND	1.0	ug/L	0.22
1,1-Dichloroethene	ND	1.0	ug/L	0.19
1,2-Dichloropropane	ND	1.0	ug/L	0.18
cis-1,3-Dichloropropene	ND	1.0	ug/L	0.14
trans-1,3-Dichloropropene	ND	1.0	ug/L	0.19
Ethylbenzene	ND	1.0	ug/L	0.17
Methylene chloride	ND	1.0	ug/L	0.33
1,1,2,2-Tetrachloroethane	ND	1.0	ug/L	0.18
Tetrachloroethene	ND	1.0	ug/L	0.29
Toluene	ND	1.0	ug/L	0.13
1,1,1-Trichloroethane	ND	1.0	ug/L	0.22
Trichloroethene	ND	1.0	ug/L	0.17
Vinyl chloride	ND	1.0	ug/L	0.22

SURROGATE	PERCENT RECOVERY	RECOVERY LIMITS
Dibromofluoromethane	101	(73 - 122)
1,2-Dichloroethane-d4	95	(61 - 128)
Toluene-d8	87	(76 - 110)
4-Bromofluorobenzene	86	(74 - 116)

(Continued on next page)

Tetra Tech NUS, Inc

Client Sample ID: TB-082609

GC/MS Volatiles

Lot-Sample #...: A9H270136-006 Work Order #...: LJVR41AA Matrix.....: WQ

NOTE(S):

J Estimated result. Result is less than RL.

B Method blank contamination. The associated method blank contains the target analyte at a reportable level.

Tetra Tech NUS, Inc

Client Sample ID: TB-082709

GC/MS Volatiles

Lot-Sample #...: A9H280119-004 **Work Order #...:** LJX4R1AA **Matrix.....:** WQ
Date Sampled...: 08/27/09 **Date Received..:** 08/28/09
Prep Date.....: 09/03/09 **Analysis Date..:** 09/03/09
Prep Batch #...: 9246350
Dilution Factor: 1 **Initial Wgt/Vol:** 5 mL **Final Wgt/Vol..:** 5 mL
Method.....: SW846 8260B

PARAMETER	RESULT	REPORTING LIMIT	UNITS	MDL
Bromodichloromethane	ND	1.0	ug/L	0.15
2-Butanone	ND	5.0	ug/L	0.57
n-Butylbenzene	ND	1.0	ug/L	0.12
sec-Butylbenzene	ND	1.0	ug/L	0.13
tert-Butylbenzene	ND	1.0	ug/L	0.13
Carbon disulfide	ND	1.0	ug/L	0.13
Dibromochloromethane	ND	1.0	ug/L	0.18
1,2-Dibromo-3-chloro-propane	ND	2.0	ug/L	0.67
2-Chloroethyl vinyl ether	ND	5.0	ug/L	0.99
2-Chlorotoluene	ND	1.0	ug/L	0.11
4-Chlorotoluene	ND	1.0	ug/L	0.18
1,2-Dibromoethane	ND	1.0	ug/L	0.24
Dibromomethane	ND	1.0	ug/L	0.28
1,2-Dichlorobenzene	ND	1.0	ug/L	0.13
1,3-Dichlorobenzene	ND	1.0	ug/L	0.14
1,4-Dichlorobenzene	ND	1.0	ug/L	0.13
Dichlorodifluoromethane	ND	1.0	ug/L	0.31
cis-1,2-Dichloroethene	ND	1.0	ug/L	0.17
trans-1,2-Dichloroethene	ND	1.0	ug/L	0.19
1,3-Dichloropropane	ND	1.0	ug/L	0.16
2,2-Dichloropropane	ND	1.0	ug/L	0.13
1,1-Dichloropropene	ND	1.0	ug/L	0.13
Trichlorofluoromethane	ND	1.0	ug/L	0.21
Hexachlorobutadiene	ND	1.0	ug/L	0.30
2-Hexanone	ND	5.0	ug/L	0.41
Isopropylbenzene	ND	1.0	ug/L	0.13
p-Isopropyltoluene	ND	1.0	ug/L	0.12
tert-Butyl alcohol	ND	20	ug/L	3.9
4-Methyl-2-pentanone	ND	5.0	ug/L	0.32
Naphthalene	ND	1.0	ug/L	0.24
n-Propylbenzene	ND	1.0	ug/L	0.14
Styrene	ND	1.0	ug/L	0.11
1,1,1,2-Tetrachloroethane	ND	1.0	ug/L	0.23
1,2,3-Trichlorobenzene	ND	1.0	ug/L	0.17
1,2,4-Trichloro-benzene	ND	1.0	ug/L	0.15
1,2,3-Trichloropropane	ND	1.0	ug/L	0.43

(Continued on next page)

Tetra Tech NUS, Inc

Client Sample ID: TB-082709

GC/MS Volatiles

Lot-Sample #...: A9H280119-004 **Work Order #...:** LJX4R1AA **Matrix.....:** WQ

PARAMETER	RESULT	REPORTING LIMIT	UNITS	MDL
1,1,2-Trichloro-1,2,2-trifluoroethane	ND	1.0	ug/L	0.28
1,2,4-Trimethylbenzene	ND	1.0	ug/L	0.12
Vinyl acetate	ND	2.0	ug/L	0.19
o-Xylene	ND	1.0	ug/L	0.14
Xylenes (total)	ND	2.0	ug/L	0.28
Methyl tert-butyl ether	ND	5.0	ug/L	0.17
m-Xylene & p-Xylene	ND	2.0	ug/L	0.24
1,2,3-Trimethylbenzene	ND	5.0	ug/L	0.0059
Diisopropyl Ether (DIPE)	ND	5.0	ug/L	1.5
Ethyl-t-Butyl Ether (ETBE)	ND	5.0	ug/L	0.11
Tert-amyl methyl ether (TAME)	ND	5.0	ug/L	0.067
Acetone	**5.4 B**	**5.0**	**ug/L**	**1.1**
Bromobenzene	ND	1.0	ug/L	0.13
Bromochloromethane	ND	1.0	ug/L	0.29
Benzene	ND	1.0	ug/L	0.13
Bromoform	ND	1.0	ug/L	0.64
Bromomethane	ND	1.0	ug/L	0.41
Carbon tetrachloride	ND	1.0	ug/L	0.13
Chlorobenzene	ND	1.0	ug/L	0.15
Chloroethane	ND	1.0	ug/L	0.29
Chloroform	ND	1.0	ug/L	0.16
Chloromethane	ND	1.0	ug/L	0.30
1,1-Dichloroethane	ND	1.0	ug/L	0.15
1,2-Dichloroethane	ND	1.0	ug/L	0.22
1,1-Dichloroethene	ND	1.0	ug/L	0.19
1,2-Dichloropropane	ND	1.0	ug/L	0.18
cis-1,3-Dichloropropene	ND	1.0	ug/L	0.14
trans-1,3-Dichloropropene	ND	1.0	ug/L	0.19
Ethylbenzene	ND	1.0	ug/L	0.17
Methylene chloride	ND	1.0	ug/L	0.33
1,1,2,2-Tetrachloroethane	ND	1.0	ug/L	0.18
Tetrachloroethene	ND	1.0	ug/L	0.29
Toluene	ND	1.0	ug/L	0.13
1,1,1-Trichloroethane	ND	1.0	ug/L	0.22
Trichloroethene	ND	1.0	ug/L	0.17
Vinyl chloride	ND	1.0	ug/L	0.22

SURROGATE	PERCENT RECOVERY	RECOVERY LIMITS
Dibromofluoromethane	94	(73 - 122)
1,2-Dichloroethane-d4	90	(61 - 128)
Toluene-d8	90	(76 - 110)
4-Bromofluorobenzene	86	(74 - 116)

NOTE(S):

B Method blank contamination. The associated method blank contains the target analyte at a reportable level.

Tetra Tech NUS, Inc

Client Sample ID: TB-082809

GC/MS Volatiles

Lot-Sample #...: A9H290107-005	**Work Order #...:** LJ18E1AA	**Matrix.....:** WQ	
Date Sampled...: 08/28/09	**Date Received..:** 08/29/09		
Prep Date.....: 09/03/09	**Analysis Date..:** 09/03/09		
Prep Batch #...: 9246350			
Dilution Factor: 1	**Initial Wgt/Vol:** 5 mL	**Final Wgt/Vol..:** 5 mL	
	Method.....: SW846 8260B		

PARAMETER	RESULT	REPORTING LIMIT	UNITS	MDL
Acetone	**3.2 J,B**	**5.0**	**ug/L**	**1.1**
Bromobenzene	ND	1.0	ug/L	0.13
Bromochloromethane	ND	1.0	ug/L	0.29
Bromodichloromethane	ND	1.0	ug/L	0.15
2-Butanone	ND	5.0	ug/L	0.57
n-Butylbenzene	ND	1.0	ug/L	0.12
sec-Butylbenzene	ND	1.0	ug/L	0.13
tert-Butylbenzene	ND	1.0	ug/L	0.13
Carbon disulfide	ND	1.0	ug/L	0.13
Dibromochloromethane	ND	1.0	ug/L	0.18
1,2-Dibromo-3-chloro-propane	ND	2.0	ug/L	0.67
2-Chloroethyl vinyl ether	ND	5.0	ug/L	0.99
2-Chlorotoluene	ND	1.0	ug/L	0.11
4-Chlorotoluene	ND	1.0	ug/L	0.18
1,2-Dibromoethane	ND	1.0	ug/L	0.24
Dibromomethane	ND	1.0	ug/L	0.28
1,2-Dichlorobenzene	ND	1.0	ug/L	0.13
1,3-Dichlorobenzene	ND	1.0	ug/L	0.14
1,4-Dichlorobenzene	ND	1.0	ug/L	0.13
Dichlorodifluoromethane	ND	1.0	ug/L	0.31
cis-1,2-Dichloroethene	ND	1.0	ug/L	0.17
trans-1,2-Dichloroethene	ND	1.0	ug/L	0.19
1,3-Dichloropropane	ND	1.0	ug/L	0.16
2,2-Dichloropropane	ND	1.0	ug/L	0.13
1,1-Dichloropropene	ND	1.0	ug/L	0.13
Trichlorofluoromethane	ND	1.0	ug/L	0.21
Hexachlorobutadiene	ND	1.0	ug/L	0.30
2-Hexanone	ND	5.0	ug/L	0.41
Isopropylbenzene	ND	1.0	ug/L	0.13
p-Isopropyltoluene	ND	1.0	ug/L	0.12
tert-Butyl alcohol	ND	20	ug/L	3.9
4-Methyl-2-pentanone	ND	5.0	ug/L	0.32
Naphthalene	ND	1.0	ug/L	0.24
n-Propylbenzene	ND	1.0	ug/L	0.14
Styrene	ND	1.0	ug/L	0.11
1,1,1,2-Tetrachloroethane	ND	1.0	ug/L	0.23
1,2,3-Trichlorobenzene	ND	1.0	ug/L	0.17

(Continued on next page)

Tetra Tech NUS, Inc

Client Sample ID: TB-082809

GC/MS Volatiles

Lot-Sample #...: A9H290107-005 **Work Order #...:** LJ18E1AA **Matrix.....:** WQ

PARAMETER	RESULT	REPORTING LIMIT	UNITS	MDL
1,2,4-Trichloro-benzene	ND	1.0	ug/L	0.15
1,2,3-Trichloropropane	ND	1.0	ug/L	0.43
1,1,2-Trichloro-1,2,2-trifluoroethane	ND	1.0	ug/L	0.28
1,2,4-Trimethylbenzene	ND	1.0	ug/L	0.12
Vinyl acetate	ND	2.0	ug/L	0.19
o-Xylene	ND	1.0	ug/L	0.14
Xylenes (total)	ND	2.0	ug/L	0.28
Methyl tert-butyl ether	ND	5.0	ug/L	0.17
m-Xylene & p-Xylene	ND	2.0	ug/L	0.24
1,2,3-Trimethylbenzene	ND	5.0	ug/L	0.0059
Diisopropyl Ether (DIPE)	ND	5.0	ug/L	1.5
Ethyl-t-Butyl Ether (ETBE)	ND	5.0	ug/L	0.11
Tert-amyl methyl ether (TAME)	ND	5.0	ug/L	0.067
Benzene	ND	1.0	ug/L	0.13
Bromoform	ND	1.0	ug/L	0.64
Bromomethane	ND	1.0	ug/L	0.41
Carbon tetrachloride	ND	1.0	ug/L	0.13
Chlorobenzene	ND	1.0	ug/L	0.15
Chloroethane	ND	1.0	ug/L	0.29
Chloroform	ND	1.0	ug/L	0.16
Chloromethane	ND	1.0	ug/L	0.30
1,1-Dichloroethane	ND	1.0	ug/L	0.15
1,2-Dichloroethane	ND	1.0	ug/L	0.22
1,1-Dichloroethene	ND	1.0	ug/L	0.19
1,2-Dichloropropane	ND	1.0	ug/L	0.18
cis-1,3-Dichloropropene	ND	1.0	ug/L	0.14
trans-1,3-Dichloropropene	ND	1.0	ug/L	0.19
Ethylbenzene	ND	1.0	ug/L	0.17
Methylene chloride	ND	1.0	ug/L	0.33
1,1,2,2-Tetrachloroethane	ND	1.0	ug/L	0.18
Tetrachloroethene	ND	1.0	ug/L	0.29
Toluene	ND	1.0	ug/L	0.13
1,1,1-Trichloroethane	ND	1.0	ug/L	0.22
Trichloroethene	ND	1.0	ug/L	0.17
Vinyl chloride	ND	1.0	ug/L	0.22

SURROGATE	PERCENT RECOVERY	RECOVERY LIMITS
Dibromofluoromethane	92	(73 - 122)
1,2-Dichloroethane-d4	88	(61 - 128)
Toluene-d8	88	(76 - 110)
4-Bromofluorobenzene	85	(74 - 116)

(Continued on next page)

Tetra Tech NUS, Inc

Client Sample ID: TB-082809

GC/MS Volatiles

Lot-Sample #...: A9H290107-005 Work Order #...: LJ18E1AA Matrix.....: WQ

NOTE(S):

J Estimated result. Result is less than RL.

B Method blank contamination. The associated method blank contains the target analyte at a reportable level.

Tetra Tech NUS, Inc

Client Sample ID: TB-083109-01

GC/MS Volatiles

Lot-Sample #...: A9I010149-004 **Work Order #...:** LJ4671AA **Matrix.....:** WQ
Date Sampled...: 08/31/09 **Date Received..:** 09/01/09
Prep Date.....: 09/10/09 **Analysis Date..:** 09/10/09
Prep Batch #...: 9254376
Dilution Factor: 1 **Initial Wgt/Vol:** 5 mL **Final Wgt/Vol..:** 5 mL
Method.....: SW846 8260B

PARAMETER	RESULT	REPORTING LIMIT	UNITS	MDL
Acetone	**3.4 J**	**5.0**	**ug/L**	**1.1**
Bromobenzene	ND	1.0	ug/L	0.13
Bromochloromethane	ND	1.0	ug/L	0.29
Bromodichloromethane	**0.72 J**	**1.0**	**ug/L**	**0.15**
2-Butanone	ND	5.0	ug/L	0.57
n-Butylbenzene	ND	1.0	ug/L	0.12
sec-Butylbenzene	ND	1.0	ug/L	0.13
tert-Butylbenzene	ND	1.0	ug/L	0.13
Carbon disulfide	ND	1.0	ug/L	0.13
Dibromochloromethane	ND	1.0	ug/L	0.18
1,2-Dibromo-3-chloro-propane	ND	2.0	ug/L	0.67
2-Chloroethyl vinyl ether	ND	5.0	ug/L	0.99
2-Chlorotoluene	ND	1.0	ug/L	0.11
4-Chlorotoluene	ND	1.0	ug/L	0.18
1,2-Dibromoethane	ND	1.0	ug/L	0.24
Dibromomethane	ND	1.0	ug/L	0.28
1,2-Dichlorobenzene	ND	1.0	ug/L	0.13
1,3-Dichlorobenzene	ND	1.0	ug/L	0.14
1,4-Dichlorobenzene	ND	1.0	ug/L	0.13
Dichlorodifluoromethane	ND	1.0	ug/L	0.31
cis-1,2-Dichloroethene	ND	1.0	ug/L	0.17
trans-1,2-Dichloroethene	ND	1.0	ug/L	0.19
1,3-Dichloropropane	ND	1.0	ug/L	0.16
2,2-Dichloropropane	ND	1.0	ug/L	0.13
1,1-Dichloropropene	ND	1.0	ug/L	0.13
Trichlorofluoromethane	ND	1.0	ug/L	0.21
Hexachlorobutadiene	ND	1.0	ug/L	0.30
2-Hexanone	ND	5.0	ug/L	0.41
Isopropylbenzene	ND	1.0	ug/L	0.13
p-Isopropyltoluene	ND	1.0	ug/L	0.12
tert-Butyl alcohol	ND	20	ug/L	3.9
4-Methyl-2-pentanone	ND	5.0	ug/L	0.32
Naphthalene	ND	1.0	ug/L	0.24
n-Propylbenzene	ND	1.0	ug/L	0.14
Styrene	ND	1.0	ug/L	0.11
1,1,1,2-Tetrachloroethane	ND	1.0	ug/L	0.23
1,2,3-Trichlorobenzene	ND	1.0	ug/L	0.17

(Continued on next page)

Tetra Tech NUS, Inc

Client Sample ID: TB-083109-01

GC/MS Volatiles

Lot-Sample #...: A9I010149-004 **Work Order #...:** LJ4671AA **Matrix.....:** WQ

PARAMETER	RESULT	REPORTING LIMIT	UNITS	MDL
1,2,4-Trichloro-benzene	ND	1.0	ug/L	0.15
1,2,3-Trichloropropane	ND	1.0	ug/L	0.43
1,1,2-Trichloro-1,2,2-trifluoroethane	ND	1.0	ug/L	0.28
1,2,4-Trimethylbenzene	ND	1.0	ug/L	0.12
Vinyl acetate	ND	2.0	ug/L	0.19
o-Xylene	ND	1.0	ug/L	0.14
Xylenes (total)	ND	2.0	ug/L	0.28
Methyl tert-butyl ether	ND	5.0	ug/L	0.17
m-Xylene & p-Xylene	ND	2.0	ug/L	0.24
1,2,3-Trimethylbenzene	ND	5.0	ug/L	0.0059
Diisopropyl Ether (DIPE)	ND	5.0	ug/L	1.5
Ethyl-t-Butyl Ether (ETBE)	ND	5.0	ug/L	0.11
Tert-amyl methyl ether (TAME)	ND	5.0	ug/L	0.067
Benzene	ND	1.0	ug/L	0.13
Bromoform	ND	1.0	ug/L	0.64
Bromomethane	ND	1.0	ug/L	0.41
Carbon tetrachloride	ND	1.0	ug/L	0.13
Chlorobenzene	ND	1.0	ug/L	0.15
Chloroethane	ND	1.0	ug/L	0.29
Chloroform	**11**	**1.0**	**ug/L**	**0.16**
Chloromethane	ND	1.0	ug/L	0.30
1,1-Dichloroethane	ND	1.0	ug/L	0.15
1,2-Dichloroethane	ND	1.0	ug/L	0.22
1,1-Dichloroethene	ND	1.0	ug/L	0.19
1,2-Dichloropropane	ND	1.0	ug/L	0.18
cis-1,3-Dichloropropene	ND	1.0	ug/L	0.14
trans-1,3-Dichloropropene	ND	1.0	ug/L	0.19
Ethylbenzene	ND	1.0	ug/L	0.17
Methylene chloride	ND	1.0	ug/L	0.33
1,1,2,2-Tetrachloroethane	ND	1.0	ug/L	0.18
Tetrachloroethene	ND	1.0	ug/L	0.29
Toluene	ND	1.0	ug/L	0.13
1,1,1-Trichloroethane	ND	1.0	ug/L	0.22
Trichloroethene	ND	1.0	ug/L	0.17
Vinyl chloride	ND	1.0	ug/L	0.22

SURROGATE	PERCENT RECOVERY	RECOVERY LIMITS
Dibromofluoromethane	110	(73 - 122)
1,2-Dichloroethane-d4	112	(61 - 128)
Toluene-d8	88	(76 - 110)
4-Bromofluorobenzene	78	(74 - 116)

NOTE(S):

J Estimated result. Result is less than RL.

Tetra Tech NUS, Inc

Client Sample ID: TB-083109-02

GC/MS Volatiles

Lot-Sample #...: A9I010149-005 **Work Order #...:** LJ47A1AA **Matrix.....:** WQ
Date Sampled...: 08/31/09 **Date Received..:** 09/01/09
Prep Date.....: 09/10/09 **Analysis Date..:** 09/10/09
Prep Batch #...: 9254376
Dilution Factor: 1 **Initial Wgt/Vol:** 5 mL **Final Wgt/Vol..:** 5 mL
Method.....: SW846 8260B

PARAMETER	RESULT	REPORTING LIMIT	UNITS	MDL
Acetone	**7.1**	**5.0**	**ug/L**	**1.1**
Bromobenzene	ND	1.0	ug/L	0.13
Bromochloromethane	ND	1.0	ug/L	0.29
Bromodichloromethane	ND	1.0	ug/L	0.15
2-Butanone	ND	5.0	ug/L	0.57
n-Butylbenzene	ND	1.0	ug/L	0.12
sec-Butylbenzene	ND	1.0	ug/L	0.13
tert-Butylbenzene	ND	1.0	ug/L	0.13
Carbon disulfide	ND	1.0	ug/L	0.13
Dibromochloromethane	ND	1.0	ug/L	0.18
1,2-Dibromo-3-chloro-propane	ND	2.0	ug/L	0.67
2-Chloroethyl vinyl ether	ND	5.0	ug/L	0.99
2-Chlorotoluene	ND	1.0	ug/L	0.11
4-Chlorotoluene	ND	1.0	ug/L	0.18
1,2-Dibromoethane	ND	1.0	ug/L	0.24
Dibromomethane	ND	1.0	ug/L	0.28
1,2-Dichlorobenzene	ND	1.0	ug/L	0.13
1,3-Dichlorobenzene	ND	1.0	ug/L	0.14
1,4-Dichlorobenzene	ND	1.0	ug/L	0.13
Dichlorodifluoromethane	ND	1.0	ug/L	0.31
cis-1,2-Dichloroethene	ND	1.0	ug/L	0.17
trans-1,2-Dichloroethene	ND	1.0	ug/L	0.19
1,3-Dichloropropane	ND	1.0	ug/L	0.16
2,2-Dichloropropane	ND	1.0	ug/L	0.13
1,1-Dichloropropene	ND	1.0	ug/L	0.13
Trichlorofluoromethane	ND	1.0	ug/L	0.21
Hexachlorobutadiene	ND	1.0	ug/L	0.30
2-Hexanone	ND	5.0	ug/L	0.41
Isopropylbenzene	ND	1.0	ug/L	0.13
p-Isopropyltoluene	ND	1.0	ug/L	0.12
tert-Butyl alcohol	ND	20	ug/L	3.9
4-Methyl-2-pentanone	ND	5.0	ug/L	0.32
Naphthalene	ND	1.0	ug/L	0.24
n-Propylbenzene	ND	1.0	ug/L	0.14
Styrene	ND	1.0	ug/L	0.11
1,1,1,2-Tetrachloroethane	ND	1.0	ug/L	0.23
1,2,3-Trichlorobenzene	ND	1.0	ug/L	0.17

(Continued on next page)

Tetra Tech NUS, Inc

Client Sample ID: TB-083109-02

GC/MS Volatiles

Lot-Sample #...: A9I010149-005 **Work Order #...:** LJ47A1AA **Matrix.....:** WQ

PARAMETER	RESULT	REPORTING LIMIT	UNITS	MDL
1,2,4-Trichloro-benzene	ND	1.0	ug/L	0.15
1,2,3-Trichloropropane	ND	1.0	ug/L	0.43
1,1,2-Trichloro-1,2,2-trifluoroethane	ND	1.0	ug/L	0.28
1,2,4-Trimethylbenzene	ND	1.0	ug/L	0.12
Vinyl acetate	ND	2.0	ug/L	0.19
o-Xylene	ND	1.0	ug/L	0.14
Xylenes (total)	ND	2.0	ug/L	0.28
Methyl tert-butyl ether	ND	5.0	ug/L	0.17
m-Xylene & p-Xylene	ND	2.0	ug/L	0.24
1,2,3-Trimethylbenzene	ND	5.0	ug/L	0.0059
Diisopropyl Ether (DIPE)	ND	5.0	ug/L	1.5
Ethyl-t-Butyl Ether (ETBE)	ND	5.0	ug/L	0.11
Tert-amyl methyl ether (TAME)	ND	5.0	ug/L	0.067
Benzene	ND	1.0	ug/L	0.13
Bromoform	ND	1.0	ug/L	0.64
Bromomethane	ND	1.0	ug/L	0.41
Carbon tetrachloride	ND	1.0	ug/L	0.13
Chlorobenzene	ND	1.0	ug/L	0.15
Chloroethane	ND	1.0	ug/L	0.29
Chloroform	ND	1.0	ug/L	0.16
Chloromethane	ND	1.0	ug/L	0.30
1,1-Dichloroethane	ND	1.0	ug/L	0.15
1,2-Dichloroethane	ND	1.0	ug/L	0.22
1,1-Dichloroethene	ND	1.0	ug/L	0.19
1,2-Dichloropropane	ND	1.0	ug/L	0.18
cis-1,3-Dichloropropene	ND	1.0	ug/L	0.14
trans-1,3-Dichloropropene	ND	1.0	ug/L	0.19
Ethylbenzene	ND	1.0	ug/L	0.17
Methylene chloride	ND	1.0	ug/L	0.33
1,1,2,2-Tetrachloroethane	ND	1.0	ug/L	0.18
Tetrachloroethene	ND	1.0	ug/L	0.29
Toluene	ND	1.0	ug/L	0.13
1,1,1-Trichloroethane	ND	1.0	ug/L	0.22
Trichloroethene	ND	1.0	ug/L	0.17
Vinyl chloride	ND	1.0	ug/L	0.22

SURROGATE	PERCENT RECOVERY	RECOVERY LIMITS
Dibromofluoromethane	104	(73 - 122)
1,2-Dichloroethane-d4	112	(61 - 128)
Toluene-d8	87	(76 - 110)
4-Bromofluorobenzene	76	(74 - 116)

ORGANIC ANALYSIS DATA SHEET

EPA 8260B-SIM

MSA-MW15D-082509

MW15D

Laboratory:	TestAmerica Irvine			SDG:	9H26266
Client:	TestAmerica North Canton			Project:	MSA Groundwater Sampling
Matrix:	Water	Laboratory ID:	ISI0524-02	File ID:	V0904003.D
Sampled:	08/25/09 14:55	Prepared:	09/05/09 00:00	Analyzed:	09/05/09 16:35
Solids:		Preparation:	EPA 5030B GCMS	Initial/Final:	10 ml / 10 ml
Batch:	9I05006	Sequence:		Calibration:	Instrument: gcms45

CAS NO.	COMPOUND	DILUTION	CONC. (ug/l)	Q
123-91-1	1,4-Dioxane	1	2.0	U
123-91-1	1,4-Dioxane	1	2.0	U

SYSTEM MONITORING COMPOUND	ADDED (ug/l)	CONC (ug/l)	% REC	QC LIMITS	Q
Dibromofluoromethane	1.00	1.09	109	80 - 120	
Dibromofluoromethane	1.00	1.09	109	80 - 120	

INTERNAL STANDARD	AREA	RT	REF AREA	REF RT	Q
1,4-Dioxane-d8 (IS)	8825	5.73	8780	5.73	
Pentafluorobenzene	78806	4.52	81601	4.52	

* Values outside of QC limits

ORGANIC ANALYSIS DATA SHEET

MSA-MW151-082609

MW16I

EPA 8260B-SIM

Laboratory:	TestAmerica Irvine		SDG:	9H26266	
Client:	TestAmerica North Canton		Project:	MSA Groundwater Sampling	
Matrix:	Water	Laboratory ID:	ISI0525-02	File ID:	V0908010.D
Sampled:	08/26/09 10:30	Prepared:	09/08/09 00:00	Analyzed:	09/08/09 16:29
Solids:		Preparation:	EPA 5030B GCMS	Initial/Final:	10 ml / 10 ml
Batch:	9I08020	Sequence:		Calibration:	Instrument: gcms45

CAS NO.	COMPOUND	DILUTION	CONC. (ug/l)	Q
123-91-1	1,4-Dioxane	1	2.0	U
123-91-1	1,4-Dioxane	1	2.0	U

SYSTEM MONITORING COMPOUND	ADDED (ug/l)	CONC (ug/l)	% REC	QC LIMITS	Q
Dibromofluoromethane	1.00	0.950	95	80 - 120	
Dibromofluoromethane	1.00	0.950	95	80 - 120	
INTERNAL STANDARD	**AREA**	**RT**	**REF AREA**	**REF RT**	**Q**
1,4-Dioxane-d8 (IS)	8413	5.74	9008	5.73	
Pentafluorobenzene	85802	4.54	75394	4.52	

* Values outside of QC limits

ORGANIC ANALYSIS DATA SHEET

MSA-MW15S-082509

mw15S

EPA 8260B-SIM

Laboratory:	TestAmerica Irvine			SDG:	9H26266
Client:	TestAmerica North Canton			Project:	MSA Groundwater Sampling
Matrix:	Water	Laboratory ID:	ISI0524-01	File ID:	V0904006.D
Sampled:	08/25/09 09:50	Prepared:	09/05/09 00:00	Analyzed:	09/05/09 18:02
Solids:		Preparation:	EPA 5030B GCMS	Initial/Final:	10 ml / 10 ml
Batch:	9I05006	Sequence:		Calibration:	Instrument: gcms45

CAS NO.	COMPOUND	DILUTION	CONC. (ug/l)	Q
123-91-1	1,4-Dioxane	1	2.2	
123-91-1	1,4-Dioxane	1	2.2	

SYSTEM MONITORING COMPOUND	ADDED (ug/l)	CONC (ug/l)	% REC	QC LIMITS	Q
Dibromofluoromethane	1.00	1.02	102	80 - 120	
Dibromofluoromethane	1.00	1.02	102	80 - 120	

INTERNAL STANDARD	AREA	RT	REF AREA	REF RT	Q
1,4-Dioxane-d8 (IS)	9539	5.73	8780	5.73	
Pentafluorobenzene	82964	4.52	81601	4.52	

* Values outside of QC limits

ORGANIC ANALYSIS DATA SHEET

MSA-MW16D-082709

MW16D

EPA 8260B-SIM

Laboratory:	TestAmerica Irvine			SDG:	9H26266
Client:	TestAmerica North Canton			Project:	MSA Groundwater Sampling
Matrix:	Water	Laboratory ID:	ISI0527-01	File ID:	V0904013.D
Sampled:	08/27/09 09:05	Prepared:	09/05/09 00:00	Analyzed:	09/05/09 21:25
Solids:		Preparation:	EPA 5030B GCMS	Initial/Final:	10 ml / 10 ml
Batch:	9I05006	Sequence:		Calibration:	Instrument: gcms45

CAS NO.	COMPOUND	DILUTION	CONC. (ug/l)	Q
123-91-1	1,4-Dioxane	1	2.0	U
123-91-1	1,4-Dioxane	1	2.0	U

SYSTEM MONITORING COMPOUND	ADDED (ug/l)	CONC (ug/l)	% REC	QC LIMITS	Q
Dibromofluoromethane	1.00	1.02	102	80 - 120	
Dibromofluoromethane	1.00	1.02	102	80 - 120	

INTERNAL STANDARD	AREA	RT	REF AREA	REF RT	Q
1,4-Dioxane-d8 (IS)	8989	5.73	8780	5.73	
Pentafluorobenzene	86385	4.52	81601	4.52	

* Values outside of QC limits

ORGANIC ANALYSIS DATA SHEET

EPA 8260B-SIM

MSA-MW161-082609

MW16I

Laboratory: TestAmerica Irvine SDG: 9H26266

Client: TestAmerica North Canton Project: MSA Groundwater Sampling

Matrix: Water Laboratory ID: ISI0525-03 File ID: V0908009.D

Sampled: 08/26/09 17:55 Prepared: 09/08/09 00:00 Analyzed: 09/08/09 16:00

Solids: Preparation: EPA 5030B GCMS Initial/Final: 10 ml / 10 ml

Batch: 9I08020 Sequence: Calibration: Instrument: gcms45

CAS NO.	COMPOUND	DILUTION	CONC. (ug/l)	Q
123-91-1	1,4-Dioxane	1	2.0	U
123-91-1	1,4-Dioxane	1	2.0	U

SYSTEM MONITORING COMPOUND	ADDED (ug/l)	CONC (ug/l)	% REC	QC LIMITS	Q
Dibromofluoromethane	1.00	1.01	101	80 - 120	
Dibromofluoromethane	1.00	1.01	101	80 - 120	

INTERNAL STANDARD	AREA	RT	REF AREA	REF RT	Q
1,4-Dioxane-d8 (IS)	9150	5.73	9008	5.73	
Pentafluorobenzene	74123	4.52	75394	4.52	

* Values outside of QC limits

ORGANIC ANALYSIS DATA SHEET

MSA-MW17-082809

MW17I

EPA 8260B-SIM

Laboratory:	TestAmerica Irvine			SDG:	9H26266
Client:	TestAmerica North Canton			Project:	MSA Groundwater Sampling
Matrix:	Water	Laboratory ID:	ISI0528-01	File ID:	V0908007.D
Sampled:	08/28/09 11:15	Prepared:	09/08/09 00:00	Analyzed:	09/08/09 15:02
Solids:		Preparation:	EPA 5030B GCMS	Initial/Final:	10 ml / 10 ml
Batch:	9I08020	Sequence:		Calibration:	Instrument: gcms45

CAS NO.	COMPOUND	DILUTION	CONC. (ug/l)	Q
123-91-1	1,4-Dioxane	1	2.0	U
123-91-1	1,4-Dioxane	1	2.0	U

SYSTEM MONITORING COMPOUND	ADDED (ug/l)	CONC (ug/l)	% REC	QC LIMITS	Q
Dibromofluoromethane	1.00	1.01	101	80 - 120	
Dibromofluoromethane	1.00	1.01	101	80 - 120	

INTERNAL STANDARD	AREA	RT	REF AREA	REF RT	Q
1,4-Dioxane-d8 (IS)	10920	5.73	9008	5.73	
Pentafluorobenzene	78223	4.52	75394	4.52	

* Values outside of QC limits

ORGANIC ANALYSIS DATA SHEET

EPA 8260B-SIM

MSA-MW17S-082809

mw17S

Laboratory:	TestAmerica Irvine			SDG:	9H26266
Client:	TestAmerica North Canton			Project:	MSA Groundwater Sampling
Matrix:	Water	Laboratory ID:	ISI0528-02	File ID:	V0906002.D
Sampled:	08/28/09 09:40	Prepared:	09/06/09 00:00	Analyzed:	09/06/09 16:43
Solids:		Preparation:	EPA 5030B GCMS	Initial/Final:	10 ml / 10 ml
Batch:	9I06018	Sequence:	II92802	Calibration:	I9H1901
Instrument:	GCMS45				

CAS NO.	COMPOUND	DILUTION	CONC. (ug/l)	Q
123-91-1	1,4-Dioxane	1	2.0	U
123-91-1	1,4-Dioxane	1	2.0	U

SYSTEM MONITORING COMPOUND	ADDED (ug/l)	CONC (ug/l)	% REC	QC LIMITS	Q
Dibromofluoromethane	1.00	1.06	106	80 - 120	
Dibromofluoromethane	1.00	1.06	106	80 - 120	

INTERNAL STANDARD	AREA	RT	REF AREA	REF RT	Q
1,4-Dioxane-d8 (IS)	7140	5.73	8885	5.73	
Pentafluorobenzene	74660	4.52	82264	4.52	

* Values outside of QC limits

ORGANIC ANALYSIS DATA SHEET

EPA 8260B-SIM

MSA-MW20D-082709

mw20D

Laboratory:	TestAmerica Irvine			SDG:	9H26266
Client:	TestAmerica North Canton			Project:	MSA Groundwater Sampling
Matrix:	Water	Laboratory ID:	ISI0527-03	File ID:	V0906009.D
Sampled:	08/27/09 13:30	Prepared:	09/06/09 00:00	Analyzed:	09/06/09 20:06
Solids:		Preparation:	EPA 5030B GCMS	Initial/Final:	10 ml / 10 ml
Batch:	9I06018	Sequence:	II92802	Calibration:	I9H1901
Instrument:	GCMS45				

CAS NO.	COMPOUND	DILUTION	CONC. (ug/l)	Q
123-91-1	1,4-Dioxane	1	5.8	
123-91-1	1,4-Dioxane	1	5.8	

SYSTEM MONITORING COMPOUND	ADDED (ug/l)	CONC (ug/l)	% REC	QC LIMITS	Q
Dibromofluoromethane	1.00	1.06	106	80 - 120	
Dibromofluoromethane	1.00	1.06	106	80 - 120	

INTERNAL STANDARD	AREA	RT	REF AREA	REF RT	Q
1,4-Dioxane-d8 (IS)	8052	5.73	8885	5.73	
Pentafluorobenzene	75839	4.52	82264	4.52	

* Values outside of QC limits

ORGANIC ANALYSIS DATA SHEET

MSA-MW201-082709

EPA 8260B-SIM

MW20I

Laboratory:	TestAmerica Irvine			SDG:	9H26266
Client:	TestAmerica North Canton			Project:	MSA Groundwater Sampling
Matrix:	Water	Laboratory ID:	ISI0527-02	File ID:	V0908008.D
Sampled:	08/27/09 11:10	Prepared:	09/08/09 00:00	Analyzed:	09/08/09 15:31
Solids:		Preparation:	EPA 5030B GCMS	Initial/Final:	10 ml / 10 ml
Batch:	9I08020	Sequence:		Calibration:	Instrument: gcms45

CAS NO.	COMPOUND	DILUTION	CONC. (ug/l)	Q
123-91-1	1,4-Dioxane	1	22	
123-91-1	1,4-Dioxane	1	22	

SYSTEM MONITORING COMPOUND	ADDED (ug/l)	CONC (ug/l)	% REC	QC LIMITS	Q
Dibromofluoromethane	1.00	1.00	100	80 - 120	
Dibromofluoromethane	1.00	1.00	100	80 - 120	

INTERNAL STANDARD	AREA	RT	REF AREA	REF RT	Q
1,4-Dioxane-d8 (IS)	9934	5.73	9008	5.73	
Pentafluorobenzene	79604	4.52	75394	4.52	

* Values outside of QC limits

ORGANIC ANALYSIS DATA SHEET

MSA-MW205-082609

EPA 8260B-SIM

mw205

Laboratory:	TestAmerica Irvine			SDG:	9H26266
Client:	TestAmerica North Canton			Project:	MSA Groundwater Sampling
Matrix:	Water	Laboratory ID:	ISI0525-04	File ID:	V0904012.D
Sampled:	08/26/09 15:24	Prepared:	09/05/09 00:00	Analyzed:	09/05/09 20:56
Solids:		Preparation:	EPA 5030B GCMS	Initial/Final:	10 ml / 10 ml
Batch:	9I05006	Sequence:		Calibration:	Instrument: gcms45

CAS NO.	COMPOUND	DILUTION	CONC. (ug/l)	Q
123-91-1	1,4-Dioxane	1	2.0	U
123-91-1	1,4-Dioxane	1	2.0	U

SYSTEM MONITORING COMPOUND	ADDED (ug/l)	CONC (ug/l)	% REC	QC LIMITS	Q
Dibromofluoromethane	1.00	1.02	102	80 - 120	
Dibromofluoromethane	1.00	1.02	102	80 - 120	

INTERNAL STANDARD	AREA	RT	REF AREA	REF RT	Q
1,4-Dioxane-d8 (IS)	12137	5.73	8780	5.73	
Pentafluorobenzene	92642	4.52	81601	4.52	

* Values outside of QC limits

ORGANIC ANALYSIS DATA SHEET

EPA 8260B-SIM

MSA-MW22D-083109

MW22D

Laboratory:	TestAmerica Irvine		SDG:	9H26266	
Client:	TestAmerica North Canton		Project:	MSA Groundwater Sampling	
Matrix:	Water	Laboratory ID:	ISI0878-04	File ID:	Q0911005.D
Sampled:	08/31/09 10:35	Prepared:	09/11/09 00:00	Analyzed:	09/11/09 11:29
Solids:		Preparation:	EPA 5030B GCMS	Initial/Final:	10 ml / 10 ml
Batch:	9I11016	Sequence:		Calibration:	Instrument: GCMS33

CAS NO.	COMPOUND	DILUTION	CONC. (ug/l)	Q
123-91-1	1,4-Dioxane	1	2.0	U
123-91-1	1,4-Dioxane	1	2.0	U

SYSTEM MONITORING COMPOUND	ADDED (ug/l)	CONC (ug/l)	% REC	QC LIMITS	Q
Dibromofluoromethane	1.00	1.08	108	80 - 120	
Dibromofluoromethane	1.00	1.08	108	80 - 120	

INTERNAL STANDARD	AREA	RT	REF AREA	REF RT	Q
1,4-Dioxane-d8 (IS)	9248	7.96	11633	7.96	
Pentafluorobenzene	77294	6.69	94357	6.69	

* Values outside of QC limits

ORGANIC ANALYSIS DATA SHEET

MSA-MW23D-083109

EPA 8260B-SIM

Laboratory:	TestAmerica Irvine			SDG:	9H26266
Client:	TestAmerica North Canton			Project:	MSA Groundwater Sampling
Matrix:	Water	Laboratory ID:	ISI0878-01	File ID:	Q0911002.D
Sampled:	08/31/09 11:14	Prepared:	09/11/09 00:00	Analyzed:	09/11/09 09:54
Solids:		Preparation:	EPA 5030B GCMS	Initial/Final:	10 ml / 10 ml
Batch:	9111016	Sequence:		Calibration:	Instrument: GCMS33

CAS NO.	COMPOUND	DILUTION	CONC. (ug/l)	Q
123-91-1	1,4-Dioxane	1	2.0	U
123-91-1	1,4-Dioxane	1	2.0	U

SYSTEM MONITORING COMPOUND	ADDED (ug/l)	CONC (ug/l)	% REC	QC LIMITS	Q
Dibromofluoromethane	1.00	1.10	110	80 - 120	
Dibromofluoromethane	1.00	1.10	110	80 - 120	

INTERNAL STANDARD	AREA	RT	REF AREA	REF RT	Q
1,4-Dioxane-d8 (IS)	10436	7.96	11633	7.96	
Pentafluorobenzene	77505	6.69	94357	6.69	

* Values outside of QC limits

ORGANIC ANALYSIS DATA SHEET

EPA 8260B-SIM

MSA-MW235-083109

MW235

Laboratory:	TestAmerica Irvine			SDG:	9H26266
Client:	TestAmerica North Canton			Project:	MSA Groundwater Sampling
Matrix:	Water	Laboratory ID:	ISI0878-02	File ID:	Q0911003.D
Sampled:	08/31/09 10:14	Prepared:	09/11/09 00:00	Analyzed:	09/11/09 10:25
Solids:		Preparation:	EPA 5030B GCMS	Initial/Final:	10 ml / 10 ml
Batch:	9I11016	Sequence:		Calibration:	Instrument: GCMS33

CAS NO.	COMPOUND	DILUTION	CONC. (ug/l)	Q
123-91-1	1,4-Dioxane	1	17	
123-91-1	1,4-Dioxane	1	17	

SYSTEM MONITORING COMPOUND	ADDED (ug/l)	CONC (ug/l)	% REC	QC LIMITS	Q
Dibromofluoromethane	1.00	1.07	107	80 - 120	
Dibromofluoromethane	1.00	1.07	107	80 - 120	

INTERNAL STANDARD	AREA	RT	REF AREA	REF RT	Q
1,4-Dioxane-d8 (IS)	10202	7.96	11633	7.96	
Pentafluorobenzene	77769	6.69	94357	6.69	

* Values outside of QC limits

ORGANIC ANALYSIS DATA SHEET

EPA 8260B-SIM

MSA-MW25I-083109

MW25I

Laboratory:	TestAmerica Irvine			SDG:	9H26266
Client:	TestAmerica North Canton			Project:	MSA Groundwater Sampling
Matrix:	Water	Laboratory ID:	ISI0878-06	File ID:	Q0911009.D
Sampled:	08/31/09 14:55	Prepared:	09/11/09 00:00	Analyzed:	09/11/09 13:35
Solids:		Preparation:	EPA 5030B GCMS	Initial/Final:	10 ml / 10 ml
Batch:	9I11016	Sequence:		Calibration:	Instrument: GCMS33

CAS NO.	COMPOUND	DILUTION	CONC. (ug/l)	Q
123-91-1	1,4-Dioxane	1	2.0	U
123-91-1	1,4-Dioxane	1	2.0	U

SYSTEM MONITORING COMPOUND	ADDED (ug/l)	CONC (ug/l)	% REC	QC LIMITS	Q
Dibromofluoromethane	1.00	1.11	111	80 - 120	
Dibromofluoromethane	1.00	1.11	111	80 - 120	

INTERNAL STANDARD	AREA	RT	REF AREA	REF RT	Q
1,4-Dioxane-d8 (IS)	10254	7.96	11633	7.96	
Pentafluorobenzene	72363	6.69	94357	6.69	

* Values outside of QC limits

ORGANIC ANALYSIS DATA SHEET

MSA-MW255-083109

EPA 8260B-SIM

MW25S

Laboratory:	TestAmerica Irvine		SDG:	9H26266	
Client:	TestAmerica North Canton		Project:	MSA Groundwater Sampling	
Matrix:	Water	Laboratory ID:	ISI0878-05	File ID:	Q0911008.D
Sampled:	08/31/09 13:30	Prepared:	09/11/09 00:00	Analyzed:	09/11/09 13:03
Solids:		Preparation:	EPA 5030B GCMS	Initial/Final:	10 ml / 10 ml
Batch:	9111016	Sequence:		Calibration:	Instrument: GCMS33

CAS NO.	COMPOUND	DILUTION	CONC. (ug/l)	Q
123-91-1	1,4-Dioxane	1	2.0	U
123-91-1	1,4-Dioxane	1	2.0	U

SYSTEM MONITORING COMPOUND	ADDED (ug/l)	CONC (ug/l)	% REC	QC LIMITS	Q
Dibromofluoromethane	1.00	1.08	108	80 - 120	
Dibromofluoromethane	1.00	1.08	108	80 - 120	

INTERNAL STANDARD	AREA	RT	REF AREA	REF RT	Q
1,4-Dioxane-d8 (IS)	11452	7.96	11633	7.96	
Pentafluorobenzene	69894	6.69	94357	6.69	

* Values outside of QC limits

ORGANIC ANALYSIS DATA SHEET

EPA 8260B-SIM

MSA-MW26S-083109

MW26S

Laboratory:	TestAmerica Irvine			SDG:	9H26266
Client:	TestAmerica North Canton			Project:	MSA Groundwater Sampling
Matrix:	Water	Laboratory ID:	ISI0878-03	File ID:	Q0911004.D
Sampled:	08/31/09 13:55	Prepared:	09/11/09 00:00	Analyzed:	09/11/09 10:57
Solids:		Preparation:	EPA 5030B GCMS	Initial/Final:	10 ml / 10 ml
Batch:	9I11016	Sequence:		Calibration:	Instrument: GCMS33

CAS NO.	COMPOUND	DILUTION	CONC. (ug/l)	Q
123-91-1	1,4-Dioxane	1	3.2	
123-91-1	1,4-Dioxane	1	3.2	

SYSTEM MONITORING COMPOUND	ADDED (ug/l)	CONC (ug/l)	% REC	QC LIMITS	Q
Dibromofluoromethane	1.00	1.09	109	80 - 120	
Dibromofluoromethane	1.00	1.09	109	80 - 120	

INTERNAL STANDARD	AREA	RT	REF AREA	REF RT	Q
1,4-Dioxane-d8 (IS)	10747	7.96	11633	7.96	
Pentafluorobenzene	76606	6.69	94357	6.69	

* Values outside of QC limits

ORGANIC ANALYSIS DATA SHEET

EPA 8260B-SIM

MSA-MW27D-082809

mw27D

Laboratory:	TestAmerica Irvine			SDG:	9H26266
Client:	TestAmerica North Canton			Project:	MSA Groundwater Sampling
Matrix:	Water	Laboratory ID:	ISI0528-04	File ID:	V0908004.D
Sampled:	08/28/09 09:15	Prepared:	09/08/09 00:00	Analyzed:	09/08/09 13:35
Solids:		Preparation:	EPA 5030B GCMS	Initial/Final:	10 ml / 10 ml
Batch:	9I08020	Sequence:		Calibration:	Instrument: gcms45

CAS NO.	COMPOUND	DILUTION	CONC. (ug/l)	Q
123-91-1	1,4-Dioxane	1	2.0	U
123-91-1	1,4-Dioxane	1	2.0	U

SYSTEM MONITORING COMPOUND	ADDED (ug/l)	CONC (ug/l)	% REC	QC LIMITS	Q
Dibromofluoromethane	1.00	1.06	106	80 - 120	
Dibromofluoromethane	1.00	1.06	106	80 - 120	

INTERNAL STANDARD	AREA	RT	REF AREA	REF RT	Q
1,4-Dioxane-d8 (IS)	7596	5.73	9008	5.73	
Pentafluorobenzene	71546	4.52	75394	4.52	

* Values outside of QC limits

ORGANIC ANALYSIS DATA SHEET

EPA 8260B-SIM

MSA-MW28I-082609

MW28I

Laboratory:	TestAmerica Irvine			SDG:	9H26266
Client:	TestAmerica North Canton			Project:	MSA Groundwater Sampling
Matrix:	Water	Laboratory ID:	ISI0525-01	File ID:	V0904011.D
Sampled:	08/26/09 11:30	Prepared:	09/05/09 00:00	Analyzed:	09/05/09 20:27
Solids:		Preparation:	EPA 5030B GCMS	Initial/Final:	10 ml / 10 ml
Batch:	9I05006	Sequence:		Calibration:	Instrument: gcms45

CAS NO.	COMPOUND	DILUTION	CONC. (ug/l)	Q
123-91-1	1,4-Dioxane	1	2.0	U
123-91-1	1,4-Dioxane	1	2.0	U

SYSTEM MONITORING COMPOUND	ADDED (ug/l)	CONC (ug/l)	% REC	QC LIMITS	Q
Dibromofluoromethane	1.00	1.04	104	80 - 120	
Dibromofluoromethane	1.00	1.04	104	80 - 120	

INTERNAL STANDARD	AREA	RT	REF AREA	REF RT	Q
1,4-Dioxane-d8 (IS)	9169	5.73	8780	5.73	
Pentafluorobenzene	84399	4.52	81601	4.52	

* Values outside of QC limits

ORGANIC ANALYSIS DATA SHEET

EPA 8260B-SIM

MSA-MW31D-082809

MW31D

Laboratory:	TestAmerica Irvine			SDG:	9H26266
Client:	TestAmerica North Canton			Project:	MSA Groundwater Sampling
Matrix:	Water	Laboratory ID:	ISI0528-03	File ID:	V0906005.D
Sampled:	08/28/09 10:55	Prepared:	09/06/09 00:00	Analyzed:	09/06/09 18:10
Solids:		Preparation:	EPA 5030B GCMS	Initial/Final:	10 ml / 10 ml
Batch:	9I06018	Sequence:	II92802	Calibration:	I9H1901
Instrument:	GCMS45				

CAS NO.	COMPOUND	DILUTION	CONC. (ug/l)	Q
123-91-1	1,4-Dioxane	1	2.0	U
123-91-1	1,4-Dioxane	1	2.0	U

SYSTEM MONITORING COMPOUND	ADDED (ug/l)	CONC (ug/l)	% REC	QC LIMITS	Q
Dibromofluoromethane	1.00	1.06	106	80 - 120	
Dibromofluoromethane	1.00	1.06	106	80 - 120	

INTERNAL STANDARD	AREA	RT	REF AREA	REF RT	Q
1,4-Dioxane-d8 (IS)	7612	5.73	8885	5.73	
Pentafluorobenzene	78771	4.52	82264	4.52	

* Values outside of QC limits

Tetra Tech NUS, Inc

Client Sample ID: MSA-MW15S-082509

GC Semivolatiles

Lot-Sample #...:	A9H260266-001	**Work Order #...:**	LJTGV1CM	**Matrix.....:**	WG
Date Sampled...:	08/25/09 09:50	**Date Received..:**	08/26/09		
Prep Date.....:	08/27/09	**Analysis Date..:**	08/27/09		
Prep Batch #...:	9239038				
Dilution Factor:	1	**Initial Wgt/Vol:**	1050 mL	**Final Wgt/Vol..:**	1 mL
		Method.....:	SW846 8015B		

PARAMETER	RESULT	REPORTING LIMIT	UNITS	MDL
TPH (as Diesel)	**150**	**100**	**ug/L**	**46**

SURROGATE	PERCENT RECOVERY	RECOVERY LIMITS
C9 (nonane)	57	(10 - 110)

Tetra Tech NUS, Inc

Client Sample ID: MSA-MW15S-082509

GC Volatiles

Lot-Sample #...:	A9H260266-001	**Work Order #...:**	LJTGV1CN	**Matrix.....:**	WG
Date Sampled...:	08/25/09 09:50	**Date Received..:**	08/26/09		
Prep Date.....:	08/28/09	**Analysis Date..:**	08/28/09		
Prep Batch #...:	9242042				
Dilution Factor:	2	**Initial Wgt/Vol:**	5 mL	**Final Wgt/Vol..:**	5 mL
		Method.....:	SW846 8015B		

PARAMETER	RESULT	REPORTING LIMIT	UNITS	MDL
TPH (as Gasoline)	**610**	**200**	**ug/L**	**56**

SURROGATE	PERCENT RECOVERY	RECOVERY LIMITS
Trifluorotoluene	129	(10 - 150)

Tetra Tech NUS, Inc

Client Sample ID: MSA-MW16S-082609

GC Semivolatiles

Lot-Sample #...:	A9H270136-004	**Work Order #...:**	LJVR11CP	**Matrix.....:**	WG
Date Sampled...:	08/26/09 14:20	**Date Received..:**	08/27/09		
Prep Date.....:	08/27/09	**Analysis Date..:**	08/28/09		
Prep Batch #...:	9239245				
Dilution Factor:	1	**Initial Wgt/Vol:**	1020 mL	**Final Wgt/Vol..:**	1 mL
		Method.....:	SW846 8015B		

PARAMETER	RESULT	REPORTING LIMIT	UNITS	MDL
TPH (as Diesel)	**160 B**	**100**	**ug/L**	**46**

SURROGATE	PERCENT RECOVERY	RECOVERY LIMITS
C9 (nonane)	49	(10 - 110)

NOTE(S):

B Method blank contamination. The associated method blank contains the target analyte at a reportable level.

Tetra Tech NUS, Inc

Client Sample ID: MSA-MW16S-082609

GC Volatiles

Lot-Sample #...:	A9H270136-004	Work Order #...:	LJVR11CQ	Matrix.....:	WG
Date Sampled...:	08/26/09 14:20	Date Received..:	08/27/09		
Prep Date.....:	08/28/09	Analysis Date..:	08/28/09		
Prep Batch #...:	9242042				
Dilution Factor:	1	Initial Wgt/Vol:	5 mL	Final Wgt/Vol..:	5 mL
		Method.....:	SW846 8015B		

PARAMETER	RESULT	REPORTING LIMIT	UNITS	MDL
TPH (as Gasoline)	41 J	100	ug/L	28

SURROGATE	PERCENT RECOVERY	RECOVERY LIMITS
Trifluorotoluene	136	(10 - 150)

NOTE(S):

J Estimated result. Result is less than RL.

Tetra Tech NUS, Inc

Client Sample ID: MSA-MW17S-082809

GC Semivolatiles

Lot-Sample #...:	A9H290107-002	**Work Order #...:**	LJ1791CP	**Matrix.....:**	WG
Date Sampled...:	08/28/09 09:40	**Date Received..:**	08/29/09		
Prep Date.....:	08/31/09	**Analysis Date..:**	09/04/09		
Prep Batch #...:	9243045				
Dilution Factor:	1	**Initial Wgt/Vol:**	1020 mL	**Final Wgt/Vol..:**	1 mL
		Method.....:	SW846 8015B		

PARAMETER	RESULT	REPORTING LIMIT	UNITS	MDL
TPH (as Diesel)	ND	100	ug/L	46

SURROGATE	PERCENT RECOVERY	RECOVERY LIMITS
C9 (nonane)	57	(10 - 110)

Tetra Tech NUS, Inc

Client Sample ID: MSA-MW17S-082809

GC Volatiles

Lot-Sample #...:	A9H290107-002	Work Order #...:	LJ1791CQ	Matrix.....:	WG
Date Sampled...:	08/28/09 09:40	Date Received..:	08/29/09		
Prep Date.....:	08/31/09	Analysis Date..:	08/31/09		
Prep Batch #...:	9244026				
Dilution Factor:	1	Initial Wgt/Vol:	5 mL	Final Wgt/Vol..:	5 mL
		Method.....:	SW846 8015B		

PARAMETER	RESULT	REPORTING LIMIT	UNITS	MDL
TPH (as Gasoline)	35 J	100	ug/L	28

SURROGATE	PERCENT RECOVERY	RECOVERY LIMITS
Trifluorotoluene	121	(10 - 150)

NOTE(S):

J Estimated result. Result is less than RL.

Tetra Tech NUS, Inc

Client Sample ID: MSA-MW20S-082609

GC Semivolatiles

Lot-Sample #...: A9H270136-002	Work Order #...: LJVRW1CP	Matrix.....: WG	
Date Sampled...: 08/26/09 15:24	Date Received..: 08/27/09		
Prep Date.....: 08/27/09	Analysis Date..: 08/28/09		
Prep Batch #...: 9239245			
Dilution Factor: 1	Initial Wgt/Vol: 1020 mL	Final Wgt/Vol..: 1 mL	
	Method.....: SW846 8015B		

PARAMETER	RESULT	REPORTING LIMIT	UNITS	MDL
TPH (as Diesel)	**1300 B**	**100**	**ug/L**	**46**

SURROGATE	PERCENT RECOVERY	RECOVERY LIMITS
C9 (nonane)	57	(10 - 110)

NOTE(S):

B Method blank contamination. The associated method blank contains the target analyte at a reportable level.

Tetra Tech NUS, Inc

Client Sample ID: MSA-MW20S-082609

GC Volatiles

Lot-Sample #...:	A9H270136-002	**Work Order #...:**	LJVRW1CQ	**Matrix.....:**	WG
Date Sampled...:	08/26/09 15:24	**Date Received..:**	08/27/09		
Prep Date.....:	08/28/09	**Analysis Date..:**	08/28/09		
Prep Batch #...:	9242042				
Dilution Factor:	2	**Initial Wgt/Vol:**	5 mL	**Final Wgt/Vol..:**	5 mL
		Method.....:	SW846 8015B		

PARAMETER	RESULT	REPORTING LIMIT	UNITS	MDL
TPH (as Gasoline)	**2100**	**200**	**ug/L**	**56**

SURROGATE	PERCENT RECOVERY	RECOVERY LIMITS
Trifluorotoluene	134	(10 - 150)

Tetra Tech NUS, Inc

Client Sample ID: MSA-MW23S-083109

GC Semivolatiles

Lot-Sample #...: A9I010149-002	**Work Order #...:** LJ46M1CP	**Matrix.....:** WG	
Date Sampled...: 08/31/09 10:14	**Date Received..:** 09/01/09		
Prep Date.....: 09/02/09	**Analysis Date..:** 09/05/09		
Prep Batch #...: 9245037			
Dilution Factor: 1	**Initial Wgt/Vol:** 1030 mL	**Final Wgt/Vol..:** 1 mL	
	Method.....: SW846 8015B		

PARAMETER	RESULT	REPORTING LIMIT	UNITS	MDL
TPH (as Diesel)	**370 B**	**100**	**ug/L**	**46**

SURROGATE	PERCENT RECOVERY	RECOVERY LIMITS
C9 (nonane)	86	(10 - 110)

NOTE(S):

B Method blank contamination. The associated method blank contains the target analyte at a reportable level.

Tetra Tech NUS, Inc

Client Sample ID: MSA-MW23S-083109

GC Semivolatiles

Lot-Sample #...:	A9I010149-002	**Work Order #...:**	LJ46M2CP	**Matrix.....:**	WG
Date Sampled...:	08/31/09 10:14	**Date Received..:**	09/01/09		
Prep Date.....:	09/08/09	**Analysis Date..:**	09/10/09		
Prep Batch #...:	9251237				
Dilution Factor:	1	**Initial Wgt/Vol:**	1050 mL	**Final Wgt/Vol..:**	1 mL
		Method.....:	SW846 8015B		

PARAMETER	RESULT	REPORTING LIMIT	UNITS	MDL
TPH (as Diesel)	**400 B**	**100**	**ug/L**	**30**

SURROGATE	PERCENT RECOVERY	RECOVERY LIMITS
C9 (nonane)	73	(10 - 110)

NOTE(S):

B Method blank contamination. The associated method blank contains the target analyte at a reportable level.

Tetra Tech NUS, Inc

Client Sample ID: MSA-MW23S-083109

GC Volatiles

Lot-Sample #...: A9I010149-002	Work Order #...: LJ46M1CQ	Matrix.....: WG	
Date Sampled...: 08/31/09 10:14	Date Received..: 09/01/09		
Prep Date.....: 09/02/09	Analysis Date..: 09/02/09		
Prep Batch #...: 9246073			
Dilution Factor: 1	Initial Wgt/Vol: 5 mL	Final Wgt/Vol..: 5 mL	
	Method.....: SW846 8015B		

PARAMETER	RESULT	REPORTING LIMIT	UNITS	MDL
TPH (as Gasoline)	86 J	100	ug/L	28

SURROGATE	PERCENT RECOVERY	RECOVERY LIMITS
Trifluorotoluene	110	(10 - 150)

NOTE(S):

J Estimated result. Result is less than RL.

Tetra Tech NUS, Inc

Client Sample ID: MSA-MW25S-083109

GC Semivolatiles

Lot-Sample #...:	A9I010149-007	**Work Order #...:**	LJ47F1CP	**Matrix.....:**	WG
Date Sampled...:	08/31/09 13:30	**Date Received..:**	09/01/09		
Prep Date.....:	09/02/09	**Analysis Date..:**	09/05/09		
Prep Batch #...:	9245037				
Dilution Factor:	1	**Initial Wgt/Vol:**	1050 mL	**Final Wgt/Vol..:**	1 mL
		Method.....:	SW846 8015B		

PARAMETER	RESULT	REPORTING LIMIT	UNITS	MDL
TPH (as Diesel)	**170 B**	**100**	**ug/L**	**46**

SURROGATE	PERCENT RECOVERY	RECOVERY LIMITS
C9 (nonane)	102	(10 - 110)

NOTE(S):

B Method blank contamination. The associated method blank contains the target analyte at a reportable level.

Tetra Tech NUS, Inc

Client Sample ID: MSA-MW25S-083109

GC Semivolatiles

Lot-Sample #...:	A9I010149-007	**Work Order #...:**	LJ47F2CP	**Matrix.....:**	WG
Date Sampled...:	08/31/09 13:30	**Date Received..:**	09/01/09		
Prep Date.....:	09/08/09	**Analysis Date..:**	09/10/09		
Prep Batch #...:	9251237				
Dilution Factor:	1	**Initial Wgt/Vol:**	1040 mL	**Final Wgt/Vol..:**	1 mL
		Method.....:	SW846 8015B		

PARAMETER	RESULT	REPORTING LIMIT	UNITS	MDL
TPH (as Diesel)	**120 B**	**100**	**ug/L**	**30**

SURROGATE	PERCENT RECOVERY	RECOVERY LIMITS
C9 (nonane)	60	(10 - 110)

NOTE(S):

B Method blank contamination. The associated method blank contains the target analyte at a reportable level.

Tetra Tech NUS, Inc

Client Sample ID: MSA-MW25S-083109

GC Volatiles

Lot-Sample #...:	A9I010149-007	**Work Order #...:**	LJ47F1CQ	**Matrix.....:**	WG
Date Sampled...:	08/31/09 13:30	**Date Received..:**	09/01/09		
Prep Date.....:	09/02/09	**Analysis Date..:**	09/02/09		
Prep Batch #...:	9246073				
Dilution Factor:	1	**Initial Wgt/Vol:**	5 mL	**Final Wgt/Vol..:**	5 mL
		Method.....:	SW846 8015B		

PARAMETER	RESULT	REPORTING LIMIT	UNITS	MDL
TPH (as Gasoline)	**36 J**	**100**	**ug/L**	**28**

SURROGATE	PERCENT RECOVERY	RECOVERY LIMITS
Trifluorotoluene	102	(10 - 150)

NOTE(S):

J Estimated result. Result is less than RL.

Tetra Tech NUS, Inc

Client Sample ID: MSA-MW26S-083109

GC Semivolatiles

Lot-Sample #...:	A9I010149-003	Work Order #...:	LJ4631CP	Matrix.....:	WG
Date Sampled...:	08/31/09 13:55	Date Received..:	09/01/09		
Prep Date.....:	09/02/09	Analysis Date..:	09/05/09		
Prep Batch #...:	9245037				
Dilution Factor:	1	Initial Wgt/Vol:	1010 mL	Final Wgt/Vol..:	1 mL
		Method.....:	SW846 8015B		

PARAMETER	RESULT	REPORTING LIMIT	UNITS	MDL
TPH (as Diesel)	520 B	100	ug/L	46

SURROGATE	PERCENT RECOVERY	RECOVERY LIMITS
C9 (nonane)	110	(10 - 110)

NOTE(S):

B Method blank contamination. The associated method blank contains the target analyte at a reportable level.

Tetra Tech NUS, Inc

Client Sample ID: MSA-MW26S-083109

GC Semivolatiles

Lot-Sample #...: A9I010149-003	Work Order #...: LJ4632CP	Matrix.....: WG	
Date Sampled...: 08/31/09 13:55	Date Received..: 09/01/09		
Prep Date.....: 09/08/09	Analysis Date..: 09/10/09		
Prep Batch #...: 9251237			
Dilution Factor: 1	Initial Wgt/Vol: 1020 mL	Final Wgt/Vol..: 1 mL	
	Method.....: SW846 8015B		

PARAMETER	RESULT	REPORTING LIMIT	UNITS	MDL
TPH (as Diesel)	**430 B**	**100**	**ug/L**	**30**

SURROGATE	PERCENT RECOVERY	RECOVERY LIMITS
C9 (nonane)	69	(10 - 110)

NOTE(S):

B Method blank contamination. The associated method blank contains the target analyte at a reportable level.

Tetra Tech NUS, Inc

Client Sample ID: MSA-MW26S-083109

GC Volatiles

Lot-Sample #...:	A9I010149-003	**Work Order #...:**	LJ4631CQ	**Matrix.....:**	WG
Date Sampled...:	08/31/09 13:55	**Date Received..:**	09/01/09		
Prep Date.....:	09/02/09	**Analysis Date..:**	09/02/09		
Prep Batch #...:	9246073				
Dilution Factor:	1	**Initial Wgt/Vol:**	5 mL	**Final Wgt/Vol..:**	5 mL
		Method.....:	SW846 8015B		

PARAMETER	RESULT	REPORTING LIMIT	UNITS	MDL
TPH (as Gasoline)	**120**	**100**	**ug/L**	**28**

SURROGATE	PERCENT RECOVERY	RECOVERY LIMITS
Trifluorotoluene	105	(10 - 150)

Appendix C

Support Documentation

Chain of Custody Record

Temperature on Receipt _____

Drinking Water? Yes ☐ No ☒

TestAmerica
THE LEADER IN ENVIRONMENTAL TESTING

TAL-4124 (1007)

Client	Project Manager	Date	Chain of Custody Number
Tetra Tech NUS, Inc.	Dev Murali	8/25/09	154900
Address	**Telephone Number (Area Code)/Fax Number**	**Lab Number**	**Page** 1 of 1
20251 Century Blvd Suite 200	(301) 528-3063		
City / **State** / **Zip Code**	**Site Contact**	**Lab Contact**	
Germantown / MD / 20874	Stuart Cameron		
Project Name and Location (State)	**Carrier/Waybill Number**		
MSA Ground Water Sampling			
Contract/Purchase Order/Quote No.			

Sample I.D. No. and Description (Containers for each sample may be combined on one line)	Date	Time	Matrix: Air	Aqueous	Sed.	Soil	Containers & Preservatives: Unpres.	H_2SO_4	HNO_3	HCl	NaOH	ZnAc/NaOH	Analysis: VOC+TIC	1,4-Dioxane	Perchlorate	CR(VI)	Total Metals+	Diss. Metals+	GRO	DRO	Special Instructions/Conditions of Receipt
MSA-MW15S-082509	8/25/09	0950		X			X	X	X	X			X	X	X	X	X	X	X	X	
MSA-MW15D-082509	8/25/09	1455		X			X	X	X	X			X	X	X	X	X	X			
TB-082509	8/25/09			X						X			X								

Possible Hazard Identification
☒ Non-Hazard ☐ Flammable ☐ Skin Irritant ☐ Poison B ☐ Unknown

Sample Disposal
☐ Return To Client ☒ Disposal By Lab ☐ Archive For _____ Months (A fee may be assessed if samples are retained longer than 1 month)

Turn Around Time Required
☐ 24 Hours ☐ 48 Hours ☐ 7 Days ☐ 14 Days ☐ 21 Days ☐ Other _____

QC Requirements (Specify)

	Date	Time		Date	Time
1. Relinquished By	8/25/09		1. Received By	8/26/09	910
2. Relinquished By			2. Received By		
3. Relinquished By			3. Received By		

Comments

DISTRIBUTION: WHITE - Returned to Client with Report; CANARY - Stays with the Sample; PINK - Field Copy

38

North Canton

TestAmerica Cooler Receipt Form/Narrative **Lot Number: A9H260266**
North Canton Facility

Client Tetra Tech Project _____ By Jerry Burns
Cooler Received on 8/26/09 Opened on 8/26/09 (Signature)
FedEx ☒ UPS ☐ DHL ☐ FAS ☐ Stetson ☐ Client Drop Off ☐ TestAmerica Courier ☐ Other _____
TestAmerica Cooler # _____ Multiple Coolers ☒ Foam Box ☐ Client Cooler ☐ Other _____

1. Were custody seals on the outside of the cooler(s)? Yes ☒ No ☐ Intact? Yes ☒ No ☐ NA ☐
   If YES, Quantity 2 each Quantity Unsalvageable _____
   Were custody seals on the outside of cooler(s) signed and dated? Yes ☒ No ☐ NA ☐
   Were custody seals on the bottle(s)? Yes ☐ No ☒
   If YES, are there any exceptions? _____
2. Shippers' packing slip attached to the cooler(s)? Yes ☒ No ☐
3. Did custody papers accompany the sample(s)? Yes ☒ No ☐ Relinquished by client? Yes ☒ No ☐
4. Were the custody papers signed in the appropriate place? Yes ☒ No ☐
5. Packing material used: Bubble Wrap ☒ Foam ☐ None ☐ Other _____
6. Cooler temperature upon receipt _____ °C See back of form for multiple coolers/temps ☒
   METHOD: IR ☒ Other ☐ _____
   COOLANT: Wet Ice ☒ Blue Ice ☐ Dry Ice ☐ Water ☐ None ☐
7. Did all bottles arrive in good condition (Unbroken)? Yes ☒ No ☐
8. Could all bottle labels be reconciled with the COC? Yes ☒ No ☐
9. Were sample(s) at the correct pH upon receipt? Yes ☒ No ☐ NA ☐
10. Were correct bottle(s) used for the test(s) indicated? Yes ☒ No ☐
11. Were air bubbles >6 mm in any VOA vials? Yes ☐ No ☒ NA ☐
12. Sufficient quantity received to perform indicated analyses? Yes ☒ No ☐
13. Was a trip blank present in the cooler(s)? Yes ☒ No ☐ Were VOAs on the COC? Yes ☒ No ☐

Contacted PM _____ Date _____ by _____ via Verbal ☐ Voice Mail ☐ Other ☐
Concerning _____

14. CHAIN OF CUSTODY

The following discrepancies occurred:

15. SAMPLE CONDITION

Sample(s) _____ were received after the recommended holding time had expired.
Sample(s) _____ were received in a broken container.
Sample(s) _____ were received with bubble >6 mm in diameter. (Notify PM)

16. SAMPLE PRESERVATION

Sample(s) _____ were further preserved in Sample Receiving to meet recommended pH level(s). *Nitric Acid Lot# 031909-HNO_3; Sulfuric Acid Lot# 100108-H_2SO_4; Sodium Hydroxide Lot# 100108 -NaOH; Hydrochloric Acid Lot# 092006-HCl; Sodium Hydroxide and Zinc Acetate Lot# 050205-$(CH_3COO)_2ZN$/NaOH.* What time was preserved added to sample(s)? _____

Client ID	pH	Date	Initials
155	<2, <2	8/26/09	VB
150	<2, <2	1	1

TestAmerica Cooler Receipt Form/Narrative
North Canton Facility

Client ID	pH	Date	Initials

Cooler #	Temp. °C	Method	Coolant
R040	3.6°C	IR	wet ice
TA 2	3.4°C	↓	↓

Discrepancies Cont'd:

Chain of Custody Record

TestAmerica
THE LEADER IN ENVIRONMENTAL TESTING

Temperature on Receipt _____

Drinking Water? Yes ☐ No ☒

TAL-4124 (1007)

Client: Tetra Tech NUS Inc.	Project Manager: Dev Murali	Date: 8/26/09	Chain of Custody Number: 154901
Address: 20251 Century Blvd Suite 200	Telephone Number (Area Code)/Fax Number: (301) 528-3063	Lab Number:	Page 1 of 1
City: Germantown / State: MD / Zip Code: 20874	Site Contact: Stuart Cameron	Lab Contact:	
Project Name and Location (State): MSA Ground Water Sampling	Carrier/Waybill Number:		
Contract/Purchase Order/Quote No.			

Sample I.D. No. and Description (Containers for each sample may be combined on one line)	Date	Time	Matrix: Air	Aqueous	Sed.	Soil	Containers & Preservatives: Unpres.	H2SO4	HNO3	HCl	NaOH	ZnAc/NaOH	Analysis: VOC+TIC	1,4-Dioxide	Perchlorate	CP(VI)	Total Mercury Hg	Diss Mercury Hg	GRO	DRO	Special Instructions/ Conditions of Receip
✓MSA-MW38I-082609	8/26/09	1130		X			X	X	X	X			X	X	X	X	X	X			
✓MSA-MW30S-082609	8/26/09	1524		X			X	X	X	X			X	X	X	X	X	X	X	X	
✓MSA-MW15I-082609	8/26/09	1030		X			X	X	X	X			X	X	X	X	X	X			
✓MSA-MW16S-082609	8/26/09	1420		X			X	X	X	X			X	X	X	X	X	X	X	X	
✓MSA-MW16I-082609	8/26/09	1755		X			X	X	X	X			X	X	X	X	X	X			
✓TB-082609	8/26/09			X						X			X								

Possible Hazard Identification
☒ Non-Hazard ☐ Flammable ☐ Skin Irritant ☐ Poison B ☐ Unknown

Sample Disposal
☐ Return To Client ☒ Disposal By Lab ☐ Archive For _____ Months (A fee may be assessed if samples are retained longer than 1 month)

Turn Around Time Required
☐ 24 Hours ☐ 48 Hours ☐ 7 Days ☐ 14 Days ☐ 21 Days ☐ Other _____

QC Requirements (Specify)

	Date	Time		Date	Time
1. Relinquished By	8/26/09	2040	1. Received By		
2. Relinquished By			2. Received By	8/27/09	9:15
3. Relinquished By			3. Received By		

Comments

DISTRIBUTION: WHITE - Returned to Client with Report; CANARY - Stays with the Sample; PINK - Field Copy

41

North Canton

TestAmerica Cooler Receipt Form/Narrative
North Canton Facility

Lot Number: A9H270136

Client Tetra Tech NUS
Project MSA GW Sampling
By: [signature] (Signature)
Cooler Received on 8/27/09
Opened on 8/27/09
FedEx ☒ UPS ☐ DHL ☐ FAS ☐ Stetson ☐ Client Drop Off ☐ TestAmerica Courier ☐ Other
TestAmerica Cooler # Multiple Coolers ☐ Foam Box ☐ Client Cooler ☒ Other

1. Were custody seals on the outside of the cooler(s)? Yes ☒ No ☐ Intact? Yes ☒ No ☐ NA ☐
   If YES, Quantity 2 Quantity Unsalvageable
   Were custody seals on the outside of cooler(s) signed and dated? Yes ☒ No ☐ NA ☐
   Were custody seals on the bottle(s)? Yes ☐ No ☒
   If YES, are there any exceptions?
2. Shippers' packing slip attached to the cooler(s)? Yes ☒ No ☐
3. Did custody papers accompany the sample(s)? Yes ☒ No ☐ Relinquished by client? Yes ☒ No ☐
4. Were the custody papers signed in the appropriate place? Yes ☒ No ☐
5. Packing material used: Bubble Wrap ☒ Foam ☒ None ☐ Other
6. Cooler temperature upon receipt 28 °C See back of form for multiple coolers/temps ☐
   METHOD: IR ☒ Other ☐
   COOLANT: Wet Ice ☒ Blue Ice ☐ Dry Ice ☐ Water ☐ None ☐
7. Did all bottles arrive in good condition (Unbroken)? Yes ☒ No ☐
8. Could all bottle labels be reconciled with the COC? Yes ☒ No ☐
9. Were sample(s) at the correct pH upon receipt? Yes ☒ No ☐ NA ☐
10. Were correct bottle(s) used for the test(s) indicated? Yes ☒ No ☐
11. Were air bubbles >6 mm in any VOA vials? Yes ☐ No ☒ ~~NA ☐~~
12. Sufficient quantity received to perform indicated analyses? Yes ☒ No ☐
13. Was a trip blank present in the cooler(s)? Yes ☒ No ☐ Were VOAs on the COC? Yes ☒ No ☐

Contacted PM PJO Date 8/27/09 by AM via Verbal ☒ Voice Mail ☐ Other ☐
Concerning 14

14. CHAIN OF CUSTODY

The following discrepancies occurred:

COC Time for MW20S = 15:24 Bottles = 14:55.

Sample ID MW16I – Received limited ~~for~~ volume for Perchlorate. Bottle on 1/3 full when received – will pull unpres Cr IV once the Hex Cr has been run per PJO BACK →

15. SAMPLE CONDITION

Sample(s) were received after the recommended holding time had expired.
Sample(s) were received in a broken container.
Sample(s) were received with bubble >6 mm in diameter. (Notify PM)

16. SAMPLE PRESERVATION

Sample(s) were further preserved in Sample Receiving to meet recommended pH level(s). *Nitric Acid Lot# 031909-HNO_3; Sulfuric Acid Lot# 100108-H_2SO_4; Sodium Hydroxide Lot# 100108 -NaOH; Hydrochloric Acid Lot# 092006-HCl; Sodium Hydroxide and Zinc Acetate Lot# 050205-$(CH_3COO)_2ZN$/NaOH.* What time was preservative added to sample(s)?

Client ID	pH	Date	Initials
MW28I	<2<2	8/27/09	AM
MW20S	<2<2		
MW15I	<2<2		
MW16S	<2<2		
MW16I	<2<2		

TestAmerica Cooler Receipt Form/Narrative
North Canton Facility

Client ID	pH	Date	Initials

Cooler #	Temp. °C	Method	Coolant

Discrepancies Cont'd:

Received 1 bottle in bag with MW-165 without label.
Process of elimination the bottle is MW165.
Client mislabeled Total & Dissolved bottle for MW165.
We will run total on dissolved bottle, and vice versa.

Chain of Custody Record

TestAmerica
THE LEADER IN ENVIRONMENTAL TESTING

Temperature on Receipt _____

Drinking Water? Yes ☐ No ☒

TAL-4124 (1007)

Client: Tetra Tech NUS, Inc.	Project Manager: Dev Murali	Date: 8/27/09	Chain of Custody Number: 154902
Address: 20251 Century Blvd. Suite 200	Telephone Number (Area Code)/Fax Number: (301) 528-3063	Lab Number:	Page _____ of _____
City: Germantown / State: MD / Zip Code: 20874	Site Contact: Stuart Cameron	Lab Contact:	
Project Name and Location (State): MSA Groundwater Sampling	Carrier/Waybill Number:		
Contract/Purchase Order/Quote No.			

Sample I.D. No. and Description (Containers for each sample may be combined on one line)	Date	Time	Matrix: Air	Aqueous	Sed.	Soil	Containers & Preservatives: Unpres.	H2SO4	HNO3	HCl	NaOH	ZnAc/ NaOH	Analysis: VOC + TIC	1,4-Dioxane	Perchlorate	Total Metals + Hg	Diss. Metals + Hg
MSA-MW16D-082709	8-27-09	0905		X			X	X	X	X			X	X	X	X	X
MSA-MW20I-082709	8-27-09	1110		X			X		X	X			X	X	X	X	X
MSA-MW20D-082709	8-27-09	1330		X			X		X	X			X	X	X	X	X
TB-082709	8-27-09			X						X			X				

Special Instructions/ Conditions of Recei

Possible Hazard Identification
☐ Non-Hazard ☐ Flammable ☐ Skin Irritant ☐ Poison B ☐ Unknown

Sample Disposal
☐ Return To Client ☒ Disposal By Lab ☐ Archive For _____ Months (A fee may be assessed if samples are retained longer than 1 month)

Turn Around Time Required
☐ 24 Hours ☐ 48 Hours ☐ 7 Days ☐ 14 Days ☐ 21 Days ☐ Other _____

QC Requirements (Specify)

1. Relinquished By: Stuart Cameron	Date: 8-26-09	Time:	1. Received By: Chris Lizzi	Date: 8-28-09	Time: 9:15
2. Relinquished By:	Date:	Time:	2. Received By:	Date:	Time:
3. Relinquished By:	Date:	Time:	3. Received By:	Date:	Time:

Comments

DISTRIBUTION: WHITE - Returned to Client with Report; CANARY - Stays with the Sample; PINK - Field Copy

North Canton

TestAmerica Cooler Receipt Form/Narrative
North Canton Facility

Lot Number: A9H280119

Client Tetra Tech Project MSA By: Chu Dwight
Cooler Received on 8-28-09 Opened on 8-28-09 (Signature)
FedEx ☒ UPS ☐ DHL ☐ FAS ☐ Stetson ☐ Client Drop Off ☐ TestAmerica Courier ☐ Other ____
TestAmerica Cooler # ____ Multiple Coolers ☒ Foam Box ☐ Client Cooler ☐ Other ____

1. Were custody seals on the outside of the cooler(s)? Yes ☒ No ☐ Intact? Yes ☒ No ☐ NA ☐
   If YES, Quantity 3 Quantity Unsalvageable ____
   Were custody seals on the outside of cooler(s) signed and dated? Yes ☒ No ☐ NA ☐
   Were custody seals on the bottle(s)? Yes ☐ No ☒
   If YES, are there any exceptions? ____
2. Shippers' packing slip attached to the cooler(s)? Yes ☒ No ☐
3. Did custody papers accompany the sample(s)? Yes ☒ No ☐ Relinquished by client? Yes ☒ No ☐
4. Were the custody papers signed in the appropriate place? Yes ☒ No ☐
5. Packing material used: Bubble Wrap ☒ Foam ☐ None ☐ Other ____
6. Cooler temperature upon receipt ____ °C See back of form for multiple coolers/temps ☒
   METHOD: IR ☒ Other ☐ ____
   COOLANT: Wet Ice ☒ Blue Ice ☐ Dry Ice ☐ Water ☐ None ☐
7. Did all bottles arrive in good condition (Unbroken)? Yes ☑ No ☐
8. Could all bottle labels be reconciled with the COC? Yes ☑ No ☐
9. Were sample(s) at the correct pH upon receipt? Yes ☑ No ☐
10. Were correct bottle(s) used for the test(s) indicated? Yes ☑ No ☐ NA ☐
11. Were air bubbles >6 mm in any VOA vials? Yes ☑ No ☐
12. Sufficient quantity received to perform indicated analyses? Yes ☐ No ☑ NA ☐
13. Was a trip blank present in the cooler(s)? Yes ☑ No ☐ Were VOAs on the COC? Yes ☑ No ☐

Contacted PM PJO Date 8/28/09 by Cm via Verbal ☒ Voice Mail ☐ Other ☐
Concerning 14

14. CHAIN OF CUSTODY

The following discrepancies occurred:
2x6 Trip blanks received in cooler A113
Red 1x250 express sample bottle labeled for Cr+6 for ea sam-
ple 10g 7196 Cr+6 per PJO

15. SAMPLE CONDITION

Sample(s) ____ were received after the recommended holding time had expired.
Sample(s) ____ were received in a broken container.
Sample(s) ____ were received with bubble >6 mm in diameter. (Notify PM)

16. SAMPLE PRESERVATION

Sample(s) ____ were further preserved in Sample Receiving to meet recommended pH level(s). *Nitric Acid Lot# 031909-HNO_3; Sulfuric Acid Lot# 100108-H_2SO_4; Sodium Hydroxide Lot# 100108 -NaOH; Hydrochloric Acid Lot# 092006-HCl; Sodium Hydroxide and Zinc Acetate Lot# 050205-$(CH_3COO)_2ZN/NaOH$.* What time was preservative added to sample(s)? ____

Client ID	pH	Date	Initials
160	<2<2	8-28-09	CSL
20F	<2<2	1	1
20D	<2<2		

TestAmerica Cooler Receipt Form/Narrative
North Canton Facility

Client ID	pH	Date	Initials

Cooler #	Temp. °C	Method	Coolant
L003	3.8	IR	Ice
L037	2.6	IR	Ice
A113	1.2	IR	Ice

Discrepancies Cont'd:

hain of ustody Record

Temperature on Receipt _____

Drinking Water? Yes ☐ No ☒

TestAmerica
THE LEADER IN ENVIRONMENTAL TESTING

-4124 (1007)

lient: TetraTech NUS, Inc	Project Manager: Tony Aponavage	Date: 8/28/09	Chain of Custody Number: 114299
ddress: 20251 Century Blvd Suite 200	Telephone Number (Area Code)/Fax Number: (301) 528-3021	Lab Number:	Page 1 of 1
ity: Germantown State: MD Zip Code: 20874	Site Contact: Stuart Cameron	Lab Contact:	
Project Name and Location (State): MSA GW Sampling	Carrier/Waybill Number:		
Contract/Purchase Order/Quote No.:			

Sample I.D. No. and Description (Containers for each sample may be combined on one line)	Date	Time	Matrix: Air	Aqueous	Sed.	Soil	Containers & Preservatives: Unpres.	H2SO4	HNO3	HCl	NaOH	ZnAc/ NaOH	Analysis (Attach list if more space is needed): VOC+TIC	1,4-Dioxane	CR (VI)	Total Metals (11)	Dissolved Metals (11)	DRO	GRO	Perchlorate	Special Instructions/ Conditions of Receip
MSA-MW17I-082809	8/28/09	1115		X			X		X	X			X	X	X	X	X			X	
MSA-MW17S-082809		0940		X			X		X	X			X	X	X	X	X	X	X	X	
MSA-MW31D-082809		1055		X			X		X	X			X	X	X	X	X			X	
MSA-MW27D-082809		0915		X			X		X	X			X	X	X	X	X			X	
TB-082809	↓	—		X						X			X								

Possible Hazard Identification: ☒ Non-Hazard ☐ Flammable ☐ Skin Irritant ☐ Poison B ☐ Unknown

Sample Disposal: ☐ Return To Client ☒ Disposal By Lab ☐ Archive For _____ Months (A fee may be assessed if samples are retained longer than 1 month)

Turn Around Time Required: ☐ 24 Hours ☐ 48 Hours ☐ 7 Days ☐ 14 Days ☐ 21 Days ☐ Other _____

QC Requirements (Specify):

	Date	Time		Date	Time
1. Relinquished By: [signature]	8/28/09	1630	1. Received By: [signature] TEST AMERICA	29AUG09	09
2. Relinquished By:			2. Received By:		
3. Relinquished By:			3. Received By:		

Comments:

DISTRIBUTION: WHITE - Returned to Client with Report; CANARY - Stays with the Sample; PINK - Field Copy

North Canton

47

TestAmerica Cooler Receipt Form/Narrative **Lot Number:** 480-29607

North Canton Facility

Client TETRA TECH Project MSA By: Matthew (Signature)

Cooler Received on 29 AUG 2009 Opened on 29 AUG 2009

FedEx ☒ UPS ☐ DHL ☐ FAS ☐ Stetson ☐ Client Drop Off ☐ TestAmerica Courier ☐ Other ____

TestAmerica Cooler # ____ Multiple Coolers ☐ Foam Box ☐ Client Cooler ☒ Other ____

1. Were custody seals on the outside of the cooler(s)? Yes ☒ No ☐ Intact? Yes ☒ No ☐ NA ☐
   If YES, Quantity 1 Quantity Unsalvageable ____
   Were custody seals on the outside of cooler(s) signed and dated? Yes ☒ No ☐ NA ☐
   Were custody seals on the bottle(s)? Yes ☐ No ☒
   If YES, are there any exceptions? ____
2. Shippers' packing slip attached to the cooler(s)? Yes ☒ No ☐
3. Did custody papers accompany the sample(s)? Yes ☒ No ☐ Relinquished by client? Yes ☒ No ☐
4. Were the custody papers signed in the appropriate place? Yes ☒ No ☐
5. Packing material used: Bubble Wrap ☒ Foam ☐ None ☐ Other PLASTIC BAG
6. Cooler temperature upon receipt 4.4 °C See back of form for multiple coolers/temps ☐
   METHOD: IR ☒ Other ☐ ____
   COOLANT: Wet Ice ☒ Blue Ice ☐ Dry Ice ☐ Water ☐ None ☐
7. Did all bottles arrive in good condition (Unbroken)? Yes ☒ No ☐
8. Could all bottle labels be reconciled with the COC? Yes ☒ No ☐
9. Were sample(s) at the correct pH upon receipt? Yes ☐ No ☒ NA ☐
10. Were correct bottle(s) used for the test(s) indicated? Yes ☒ No ☐
11. Were air bubbles >6 mm in any VOA vials? Yes ☐ No ☒ NA ☐
12. Sufficient quantity received to perform indicated analyses? Yes ☒ No ☐
13. Was a trip blank present in the cooler(s)? Yes ☒ No ☐ Were VOAs on the COC? Yes ☒ No ☐

Contacted PM ____ Date ____ by ____ via Verbal ☐ Voice Mail ☐ Other ☐

Concerning ____

14. CHAIN OF CUSTODY

The following discrepancies occurred:

15. SAMPLE CONDITION

Sample(s) 346 270 & 175 were received after the recommended holding time had expired.

Sample(s) ____ were received in a broken container.

Sample(s) ____ were received with bubble >6 mm in diameter. (Notify PM)

16. SAMPLE PRESERVATION

Sample(s) 1 x 500ml Diss Metals 175 were further preserved in Sample Receiving to meet recommended pH level(s). *Nitric Acid Lot# 031909-HNO_3; Sulfuric Acid Lot# 100108-H_2SO_4; Sodium Hydroxide Lot# 100108 -NaOH; Hydrochloric Acid Lot# 092006-HCl; Sodium Hydroxide and Zinc Acetate Lot# 050205-$(CH_3COO)_2ZN/NaOH$.* What time was preservative added to sample(s)? 1020

Client ID	pH	Date	Initials
175	<2 <2	29 AUG 09	MW
175	<2 <2		
270	<2 <2		
270	<2 <2		

TestAmerica Cooler Receipt Form/Narrative
North Canton Facility

Client ID	pH	Date	Initials

Chain of Custody Record

Temperature on Receipt _____

Drinking Water? Yes ☐ No ☒

TestAmerica
THE LEADER IN ENVIRONMENTAL TESTING

TAL-4124 (1007)

Client: TetraTech NUS, Inc.
Address: 20251 Century Blvd Suite 200
City: Germantown | State: MD | Zip Code: 20874
Project Name and Location (State): MSA GW Sampling
Contract/Purchase Order/Quote No.:

Project Manager: Dev Murali
Telephone Number (Area Code)/Fax Number:
Site Contact: Dawn Mackiewicz
Lab Contact:
Carrier/Waybill Number:

Date: 8/31/09
Lab Number:
Chain of Custody Number: 154904
Page 1 of 1

Sample I.D. No. and Description (Containers for each sample may be combined on one line)	Date	Time	Matrix: Air	Aqueous	Sed.	Soil	Containers & Preservatives: Unpres.	H2SO4	HNO3	HCl	NaOH	ZnAc/NaOH	Analysis: VOC+TIC	1,4-Dioxane	Perchlorate	CR(VI)	Total Metals TH	Diss. Metals TH	GRO	DRO	Special Instructions / Conditions of Receipt
MSA-MW23D-083109	8/31/09	1114		X			X		X	X			X	X	X	X	X	X			
MSA-MW23S-083109	↓	1014		X			X		X	X			X	X	X	X	X	X	X	X	
MSA-MW26S-083109	↓	1355		X			X		X	X			X	X	X	X	X	X	X	X	
TB-083109-01	↓												X								
TB-083109-02													X								
MSA-MW22D-083109		1035		X			X		X	X			X	X	X	X	X	X	X		
MSA-MW25S-083109		1330		X			X		X	X			X	X	X	X	X	X	X	X	
MSA-MW25I-083109		1455		X			X		X	X			X	X	X	X	X	X			

Possible Hazard Identification
☒ Non-Hazard ☐ Flammable ☐ Skin Irritant ☐ Poison B ☐ Unknown

Sample Disposal
☐ Return To Client ☒ Disposal By Lab ☐ Archive For _____ Months (A fee may be assessed if samples are retained longer than 1 month)

Turn Around Time Required
☐ 24 Hours ☐ 48 Hours ☐ 7 Days ☐ 14 Days ☐ 21 Days ☐ Other _____

QC Requirements (Specify)

	Date	Time
Relinquished By: Dawn L Mackiewicz	8/31/09	1530
Relinquished By:		
Relinquished By:		

	Date	Time
1. Received By: Chris Lenzi	9-1-09	9:15
2. Received By:		
3. Received By:		

Comments

DISTRIBUTION: WHITE - Returned to Client with Report; CANARY - Stays with the Sample; PINK - Field Copy

50

North Canton

TestAmerica Cooler Receipt Form/Narrative
North Canton Facility

Lot Number: 490149

Client Tetra Tech Project MSA GW By: (Signature)
Cooler Received on 9-1-09 Opened on 9-1-09
FedEx [X] UPS [ ] DHL [ ] FAS [ ] Stetson [ ] Client Drop Off [ ] TestAmerica Courier [ ] Other
TestAmerica Cooler # Multiple Coolers [X] Foam Box [ ] Client Cooler [ ] Other

1. Were custody seals on the outside of the cooler(s)? Yes [X] No [ ] Intact? Yes [X] No [ ] NA [ ]
   If YES, Quantity 4 Quantity Unsalvageable
   Were custody seals on the outside of cooler(s) signed and dated? Yes [X] No [ ] NA [ ]
   Were custody seals on the bottle(s)? Yes [ ] No [X]
   If YES, are there any exceptions?
2. Shippers' packing slip attached to the cooler(s)? Yes [X] No [ ]
3. Did custody papers accompany the sample(s)? Yes [X] No [ ] Relinquished by client? Yes [X] No [ ]
4. Were the custody papers signed in the appropriate place? Yes [X] No [ ]
5. Packing material used: Bubble Wrap [X] Foam [ ] None [ ] Other
6. Cooler temperature upon receipt °C See back of form for multiple coolers/temps [X]
   METHOD: IR [X] Other [ ]
   COOLANT: Wet Ice [X] Blue Ice [ ] Dry Ice [ ] Water [ ] None [ ]
7. Did all bottles arrive in good condition (Unbroken)? Yes [X] No [ ]
8. Could all bottle labels be reconciled with the COC? Yes [X] No [ ]
9. Were sample(s) at the correct pH upon receipt? Yes [X] No [ ] NA [ ]
10. Were correct bottle(s) used for the test(s) indicated? Yes [X] No [ ]
11. Were air bubbles >6 mm in any VOA vials? Yes [ ] No [X] NA [ ]
12. Sufficient quantity received to perform indicated analyses? Yes [X] No [ ]
13. Was a trip blank present in the cooler(s)? Yes [X] No [ ] Were VOAs on the COC? Yes [X] No [ ]

Contacted PM Date by via Verbal [ ] Voice Mail [ ] Other [ ]
Concerning

14. CHAIN OF CUSTODY

The following discrepancies occurred:

Samples MW23D time on Chain 1114 time on Bottle 10:55
MW23S time on Chain 1014 time on Bottle 9:45
MV26S time on Chain 1355 time on Bottle 13:15

15. SAMPLE CONDITION

Sample(s) were received after the recommended holding time had expired.
Sample(s) were received in a broken container.
Sample(s) were received with bubble >6 mm in diameter. (Notify PM)

16. SAMPLE PRESERVATION

Sample(s) were further preserved in Sample Receiving to meet recommended pH level(s). *Nitric Acid Lot# 031909-HNO_3; Sulfuric Acid Lot# 100108-H_2SO_4; Sodium Hydroxide Lot# 100108 -NaOH; Hydrochloric Acid Lot# 092006-HCl; Sodium Hydroxide and Zinc Acetate Lot# 050205-$(CH_3COO)_2ZN$/NaOH.* What time was preservative added to sample(s)?

Client ID	pH	Date	Initials
MW23D	<2 <2	9-1-09	CSL
MW23S	<2 <2		
MV26S	<2 <2		
MW22D	<2 <2		
MW25S	<2 <2		
MW25I	<2 <2		

TestAmerica Cooler Receipt Form/Narrative
North Canton Facility

Client ID	pH	Date	Initials

Cooler #	Temp. °C	Method	Coolant
Client red	4.0 (TB2)	IR	Ice
Client Gray	3.2 (TB1)	IR	Ice

Discrepancies Cont'd:

Megan Carson

VOC MSA-mw15I-082609 for cis-1,2-Dichloroethene

$$\frac{215469\ (\text{Response Samp})}{1458149\ (\text{Response Internal})} \times \frac{50\ (\text{Conc. of internal})}{0.24943\ (\text{Ave. RF})} \times \frac{1}{0.02\ (\text{wt Samp})} = 148.1\ \text{ug/L}$$

match to results

MSA-mw20S-082609 for TPH-gas

TPH(Gas) $\frac{19943059\ (\text{Samp})}{39929\ (\text{ICal Av})} \times \frac{1}{2.5\ (\text{DF})} = 1997.87\ \text{ug/L}$ reported as 2100 ug/L <10%

MSA-mw20S-082609 for TPH(D)

TPH(D) $\frac{515992.535\ (\text{Samp})}{396321\ (\text{ICal Av})} \times \frac{1000\ (\text{Final V})}{1020\ (\text{Int V})} = 1276.42\ \text{ug/L}$ - same as reported

MSA-mw20I-082709

1,4-Dioxane $\frac{19788\ (\text{Sample})}{9934\ (\text{internal})} \times \frac{25\ (\text{Conc of Inter})}{2.23\ (\text{ICal Av})} = 22.25\ \text{ug/L}$ - same as reported

CASE NARRATIVE

9H26266

The following report contains the analytical results for twenty water samples and six quality control samples submitted to TestAmerica North Canton by Tetra Tech NUS, Inc. from the MSA Groundwater Sampling Site, project number 112IC02298. The samples were received August 26, 2009, August 27, 2009, August 28, 2009, August 29, 2009, and September 01, 2009, according to documented sample acceptance procedures.

This SDG consists of (5) laboratory ID's: A9H260266, A9H270136, A9H280119, A9H290107, and A9I010149.

The SIM (8260) analysis was performed at the TestAmerica Irvine laboratory. Refer to TestAmerica Irvine narrative included in their data package for additional information.

The 6850 Perchlorate analysis was performed at the TestAmerica West Sacramento laboratory. Refer to TestAmerica West Sacramento narrative included in their data package for additional information.

TestAmerica utilizes USEPA approved methods in all analytical work. The samples presented in this report were analyzed for the parameter(s) listed on the analytical methods summary page in accordance with the method(s) indicated. Preliminary results were provided to Dev Murali, Tobrena Skeen, and Tony Apanavage on September 15, 2009, on September 16, 2009, and September 18, 2009. A summary of QC data for these analyses is included at the back of the report.

TestAmerica North Canton attests to the validity of the laboratory data generated by TestAmerica facilities reported herein. All analyses performed by TestAmerica facilities were done using established laboratory SOPs that incorporate QA/QC procedures described in the applicable methods. TestAmerica's operations groups have reviewed the data for compliance with the laboratory QA/QC plan, and data have been found to be compliant with laboratory protocols unless otherwise noted below.

The test results in this report meet all NELAP requirements for parameters for which accreditation is required or available. Any exceptions to NELAP requirements are noted in this report. Pursuant to NELAP, this report may not be reproduced, except in full, without the written approval of the laboratory.

All parameters were evaluated to the method detection limit and include qualified results where applicable.

CASE NARRATIVE (continued)

Please refer to the Quality Control Elements Narrative following this case narrative for additional quality control information.

If you have any questions, please call the Project Manager, Patrick J. O'Meara, at 330-497-9396.

This report is sequentially paginated. The final page of the report is labeled as "END OF REPORT."

SUPPLEMENTAL QC INFORMATION

SAMPLE RECEIVING

The coolers were received at temperatures ranging from 1.2 to 6.0°C.

Sample(s) MSA-MW15S-082509 was collected August 25, 2009 @ 9:50am. The sample was received August 26, 2009 @ 9:10am. The test, CR+6 7196, was accidently missed during triage. The error was caught at 11:45am and the CR+6 7196 sample bottle was given immediately after discovery to Wet Chemistry.

Sample(s) MSA-MW16D-082709 was received in the laboratory after the holding time for Hexavalent Chromium had expired. The sample was collected on August 27, 2009 and received in the laboratory on August 28, 2009.

See TestAmerica's Cooler Receipt Form for additional information.

GC/MS VOLATILES

The sample(s) that contained concentrations of target analyte(s) at a reportable level in the associated Method Blank(s) were flagged with "B". All target analytes in the Method Blank must be below the reporting limit (RL) or the associated sample(s) must be ND with the exception of common laboratory contaminants.

The sample(s) that contain results between the MDL and the RL were flagged with "J". There is a possibility of false positive or mis-identification at these quantitation levels. In analytical methods requiring confirmation of the analyte reported, confirmation was performed only down to the standard reporting limit (SRL). The acceptance criteria for QC samples may not be met at these quantitation levels.

2-Chloroethyl vinyl ether cannot be reliably recovered in an acid preserved sample.

CASE NARRATIVE (continued)

PURGEABLE PETROLEUM HYDROCARBONS-8015

The sample(s) that contain results between the MDL and the RL were flagged with "J". There is a possibility of false positive or mis-identification at these quantitation levels. In analytical methods requiring confirmation of the analyte reported, confirmation was performed only down to the standard reporting limit (SRL). The acceptance criteria for QC samples may not be met at these quantitation levels.

EXTRACTABLE PETROLEUM HYDROCARBONS-8015

The sample(s) that contained concentrations of target analyte(s) at a reportable level in the associated Method Blank(s) were flagged with "B". All target analytes in the Method Blank must be below the reporting limit (RL) or the associated sample(s) must be ND with the exception of common laboratory contaminants.

The sample(s) that contain results between the MDL and the RL were flagged with "J". There is a possibility of false positive or mis-identification at these quantitation levels. In analytical methods requiring confirmation of the analyte reported, confirmation was performed only down to the standard reporting limit (SRL). The acceptance criteria for QC samples may not be met at these quantitation levels.

The LCS and LCSD associated with batch(es) 9245036 had recoveries that were outside stated control limits. The entire batch was reextracted, but the reextraction was outside of the recommended holding time. Both sets of data are reported.

METALS

The sample(s) that contain results between the MDL and the RL were flagged with "B". There is the possibility of false positive or mis-identification at these quantitation levels. The acceptance criteria for the ICB, CCB, and Method Blank are +/- the standard reporting limit (SRL).

The sample(s) that contained concentrations of target analyte(s) at a reportable level in the associated Method Blank(s) were flagged with "J". Refer to the sample report pages for the affected analyte(s).

Matrix spike recovery and relative percent difference (RPD) data were not calculated for some analytes for MSA-MW23D-083109 due to the sample concentration reading greater than four times the spike amount. See the Matrix Spike Report for the affected analytes which will be flagged with "NC, MSB".

CASE NARRATIVE (continued)

METALS (continued)

No ICP MS Form IX was provided for batch(es) 9239019 and 9240019. The serial dilutions were performed on a different sample from the same QC batch(es).

The sample duplicate RPD was outside the acceptance limits for some analytes. The result is less than five times the reporting limit; therefore, no corrective action is required. Refer to the sample duplicate report for RPDS that exceed 20%.

Sample(s) MSA-MW15S-082509, MSA-MW15D-082509, MSA-MW28I-082609, MSA-MW20S-082609, MSA-MW15I-082609, MSA-MW16S-082609, and MSA-MW16I-082609 MSA-MW16D-082709, MSA-MW20I-082709, MSA-MW20D-082709, MSA-MW17I-082809, MSA-MW17S-082809, MSA-MW31D-082809, MSA-MW27D-082809 MSA-MW23D-083109, MSA-MW23S-083109, MSA-MW26S-083109, MSA-MW22D-083109, MSA-MW25S-083109, and MSA-MW25I-083109 were analyzed under two sets of IDLs for ICPMS. The IDLs expired on September 11, 2009 and a new IDL study was completed on September 11, 2009. All of the samples were analyzed under valid IDLs. Due to Quantims limitations, the IDLs that expired on September 11, 2009 were used for the entire data package. As a result, samples analyzed after September 11, 2009 are reported using IDLs that expired. The impact of this anomaly is considered insignificant.

GENERAL CHEMISTRY

The sample(s) that contain results between the MDL and the RL were flagged with "B". There is the possibility of false positive or mis-identification at these quantitation levels. The acceptance criteria for the ICB, CCB, and Method Blank are +/- the standard reporting limit (SRL).

The matrix spike/matrix spike duplicate(s) for MSA-MW17I-082809 and MSA-MW23D-083109 had recoveries outside acceptance limits. However, since the associated method blank(s) and laboratory control sample(s) were in control, no corrective action was necessary.

SAMPLE SUMMARY

9H26266 : A9H260266

WO #	SAMPLE#	CLIENT SAMPLE ID	SAMPLED DATE	SAMP TIME
LJTGV	001	MSA-MW15S-082509	08/25/09	09:50
LJTG5	002	MSA-MW15D-082509	08/25/09	14:55
LJTHA	003	TB-082509	08/25/09	

NOTE(S):

- The analytical results of the samples listed above are presented on the following pages.
- All calculations are performed before rounding to avoid round-off errors in calculated results.
- Results noted as "ND" were not detected at or above the stated limit.
- This report must not be reproduced, except in full, without the written approval of the laboratory.
- Results for the following parameters are never reported on a dry weight basis: color, corrosivity, density, flashpoint, ignitability, layers, odor, paint filter test, pH, porosity pressure, reactivity, redox potential, specific gravity, spot tests, solids, solubility, temperature, viscosity, and weight.

(Continued on next page)

SAMPLE SUMMARY

9H26266 : A9H270136

WO #	SAMPLE#	CLIENT SAMPLE ID	SAMPLED DATE	SAMP TIME
LJVQ5	001	MSA-MW28I-082609	08/26/09	11:30
LJVRW	002	MSA-MW20S-082609	08/26/09	15:24
LJVR0	003	MSA-MW15I-082609	08/26/09	10:30
LJVR1	004	MSA-MW16S-082609	08/26/09	14:20
LJVR2	005	MSA-MW16I-082609	08/26/09	17:55
LJVR4	006	TB-082609	08/26/09	

NOTE(S):

- The analytical results of the samples listed above are presented on the following pages.
- All calculations are performed before rounding to avoid round-off errors in calculated results.
- Results noted as "ND" were not detected at or above the stated limit.
- This report must not be reproduced, except in full, without the written approval of the laboratory.
- Results for the following parameters are never reported on a dry weight basis: color, corrosivity, density, flashpoint, ignitability, layers, odor, paint filter test, pH, porosity pressure, reactivity, redox potential, specific gravity, spot tests, solids, solubility, temperature, viscosity, and weight.

(Continued on next page)

SAMPLE SUMMARY

9H26266 : A9H280119

WO #	SAMPLE#	CLIENT SAMPLE ID	SAMPLED DATE	SAMP TIME
LJX31	001	MSA-MW16D-082709	08/27/09	09:05
LJX4P	002	MSA-MW20I-082709	08/27/09	11:10
LJX4Q	003	MSA-MW20D-082709	08/27/09	13:30
LJX4R	004	TB-082709	08/27/09	

NOTE(S):

- The analytical results of the samples listed above are presented on the following pages.
- All calculations are performed before rounding to avoid round-off errors in calculated results.
- Results noted as "ND" were not detected at or above the stated limit.
- This report must not be reproduced, except in full, without the written approval of the laboratory.
- Results for the following parameters are never reported on a dry weight basis: color, corrosivity, density, flashpoint, ignitability, layers, odor, paint filter test, pH, porosity pressure, reactivity, redox potential, specific gravity, spot tests, solids, solubility, temperature, viscosity, and weight.

(Continued on next page)

SAMPLE SUMMARY

9H26266 : A9H290107

WO #	SAMPLE#	CLIENT SAMPLE ID	SAMPLED DATE	SAMP TIME
LJ177	001	MSA-MW17I-082809	08/28/09	11:15
LJ179	002	MSA-MW17S-082809	08/28/09	09:40
LJ18C	003	MSA-MW31D-082809	08/28/09	10:55
LJ18D	004	MSA-MW27D-082809	08/28/09	09:15
LJ18E	005	TB-082809	08/28/09	

NOTE(S):

- The analytical results of the samples listed above are presented on the following pages.
- All calculations are performed before rounding to avoid round-off errors in calculated results.
- Results noted as "ND" were not detected at or above the stated limit.
- This report must not be reproduced, except in full, without the written approval of the laboratory.
- Results for the following parameters are never reported on a dry weight basis: color, corrosivity, density, flashpoint, ignitability, layers, odor, paint filter test, pH, porosity pressure, reactivity, redox potential, specific gravity, spot tests, solids, solubility, temperature, viscosity, and weight.

(Continued on next page)

SAMPLE SUMMARY

9H26266 : A9I010149

WO #	SAMPLE#	CLIENT SAMPLE ID	SAMPLED DATE	SAMP TIME
LJ456	001	MSA-MW23D-083109	08/31/09	11:14
LJ46M	002	MSA-MW23S-083109	08/31/09	10:14
LJ463	003	MSA-MW26S-083109	08/31/09	13:55
LJ467	004	TB-083109-01	08/31/09	
LJ47A	005	TB-083109-02	08/31/09	
LJ47C	006	MSA-MW22D-083109	08/31/09	10:35
LJ47F	007	MSA-MW25S-083109	08/31/09	13:30
LJ47H	008	MSA-MW25I-083109	08/31/09	14:55

NOTE(S):

- The analytical results of the samples listed above are presented on the following pages.
- All calculations are performed before rounding to avoid round-off errors in calculated results.
- Results noted as "ND" were not detected at or above the stated limit.
- This report must not be reproduced, except in full, without the written approval of the laboratory.
- Results for the following parameters are never reported on a dry weight basis: color, corrosivity, density, flashpoint, ignitability, layers, odor, paint filter test, pH, porosity pressure, reactivity, redox potential, specific gravity, spot tests, solids, solubility, temperature, viscosity, and weight.

SORT	UNITS	NSAMPLE	LAB_ID	QC_TYPE	SAMP_DATE	EXTR_DATE	ANAL_DATE	SMP_EXTR	EXTR_ANL	SMP_ANL
PCL	UG/L	MSA-MW20S-082609	A9H270136002	NM	8/26/2009	9/1/2009	9/9/2009	5.817	8.4	14.22
PCL	UG/L	MSA-MW22D-083109	A9I010149006	NM	8/31/2009	9/11/2009	9/14/2009	11.10	3.354	14.45
PCL	UG/L	MSA-MW23D-083109	A9I010149001	NM	8/31/2009	9/11/2009	9/14/2009	11.07	3.303	14.38
PCL	UG/L	MSA-MW23S-083109	A9I010149002	NM	8/31/2009	9/11/2009	9/14/2009	11.12	3.337	14.45
PCL	UG/L	MSA-MW25S-083109	A9I010149007	NM	8/31/2009	9/11/2009	9/14/2009	10.98	3.363	14.34
PCL	UG/L	MSA-MW27D-082809	A9H290107004	NM	8/28/2009	9/1/2009	9/9/2009	4.073	8.495	12.57
PCL	UG/L	MSA-MW28I-082609	A9H270136001	NM	8/26/2009	9/1/2009	9/9/2009	5.979	8.392	14.37
PCL	UG/L	MSA-MW17S-082809	A9H290107002	NM	8/28/2009	9/1/2009	9/9/2009	4.056	8.478	12.53
PCL	UG/L	MSA-MW25I-083109	A9I010149008	NM	8/31/2009	9/11/2009	9/14/2009	10.92	3.372	14.29
PCL	UG/L	MSA-MW31D-082809	A9H290107003	NM	8/28/2009	9/1/2009	9/9/2009	4.003	8.486	12.49
PCL	UG/L	MSA-MW16S-082609	A9H270136004	NM	8/26/2009	9/1/2009	9/9/2009	5.861	8.426	14.29
PCL	UG/L	MSA-MW16D-082709	A9H280119001	NM	8/27/2009	9/1/2009	9/9/2009	5.08	8.443	13.52
PCL	UG/L	MSA-MW15I-082609	A9H270136003	NM	8/26/2009	9/1/2009	9/9/2009	6.021	8.417	14.44
PCL	UG/L	MSA-MW15D-082509	A9H260266002	NM	8/25/2009	9/1/2009	9/9/2009	6.837	8.383	15.22
PCL	UG/L	MSA-MW17I-082809	A9H290107001	NM	8/28/2009	9/1/2009	9/9/2009	3.99	8.469	12.46
PCL	UG/L	MSA-MW16I-082609	A9H270136005	NM	8/26/2009	9/1/2009	9/9/2009	5.712	8.435	14.15
OV	UG/L	MSA-MW25I-083109	A9I010149008	NM	8/31/2009	9/10/2009	9/10/2009	9.378	0.191	9.569
OV	UG/L	MSA-MW25S-083109	A9I010149007	NM	8/31/2009	9/10/2009	9/10/2009	9.438	0.175	9.613

SORT	UNITS	NSAMPLE	LAB_ID	QC_TYPE	SAMP_DATE	EXTR_DATE	ANAL_DATE	SMP_EXTR	EXTR_ANL	SMP_ANL
OV	UG/L	MSA-MW26S-083109	A9I010149003	NM	8/31/2009	9/10/2009	9/10/2009	9.420	0.110	9.531
OV	UG/L	MSA-MW27D-082809	A9H290107004	NM	8/28/2009	9/3/2009	9/3/2009	5.615	0.369	5.983
OV	UG/L	MSA-MW28I-082609	A9H270136001	NM	8/26/2009	8/31/2009	8/31/2009	4.521	0.652	5.173
OV	UG/L	MSA-MW23S-083109	A9I010149002	NM	8/31/2009	9/10/2009	9/10/2009	9.574	0.094	9.668
OV	UG/L	TB-082509	A9H260266003	TB	8/25/2009	8/31/2009	8/31/2009	6	0.771	6.771
OV	UG/L	MSA-MW20S-082609	A9H270136002	NM	8/26/2009	8/31/2009	8/31/2009	4.358	0.667	5.025
OV	UG/L	TB-083109-01	A9I010149004	TB	8/31/2009	9/10/2009	9/10/2009	10	0.126	10.13
OV	UG/L	TB-082809	A9H290107005	TB	8/28/2009	9/3/2009	9/3/2009	6	0.384	6.384
OV	UG/L	TB-082709	A9H280119004	TB	8/27/2009	9/3/2009	9/3/2009	7	0.309	7.309
OV	UG/L	MSA-MW31D-082809	A9H290107003	NM	8/28/2009	9/3/2009	9/3/2009	5.545	0.353	5.899
OV	UG/L	TB-082609	A9H270136006	TB	8/26/2009	8/31/2009	8/31/2009	5	0.726	5.726
OV	UG/L	MSA-MW22D-083109	A9I010149006	NM	8/31/2009	9/10/2009	9/10/2009	9.559	0.159	9.718
OV	UG/L	MSA-MW20I-082709	A9H280119002	NM	8/27/2009	9/3/2009	9/3/2009	6.535	0.279	6.814
OV	UG/L	MSA-MW20D-082709	A9H280119003	NM	8/27/2009	9/3/2009	9/3/2009	6.438	0.294	6.731
OV	UG/L	MSA-MW17S-082809	A9H290107002	NM	8/28/2009	9/3/2009	9/3/2009	5.597	0.338	5.935
OV	UG/L	MSA-MW17I-082809	A9H290107001	NM	8/28/2009	9/3/2009	9/3/2009	5.531	0.324	5.855
OV	UG/L	MSA-MW15D-082509	A9H260266002	NM	8/25/2009	8/31/2009	8/31/2009	5.378	0.756	6.134
OV	UG/L	MSA-MW15I-082609	A9H270136003	NM	8/26/2009	9/3/2009	9/3/2009	7.563	0.644	8.206

SORT	UNITS	NSAMPLE	LAB_ID	QC_TYPE	SAMP_DATE	EXTR_DATE	ANAL_DATE	SMP_EXTR	EXTR_ANL	SMP_ANL
OV	UG/L	MSA-MW15S-082509	A9H260266001	NM	8/25/2009	8/31/2009	8/31/2009	5.590	0.637	6.227
OV	UG/L	MSA-MW16D-082709	A9H280119001	NM	8/27/2009	9/3/2009	9/3/2009	6.622	0.264	6.885
OV	UG/L	MSA-MW16I-082609	A9H270136005	NM	8/26/2009	8/31/2009	8/31/2009	4.253	0.711	4.965
OV	UG/L	MSA-MW16S-082609	A9H270136004	NM	8/26/2009	8/31/2009	8/31/2009	4.403	0.697	5.099
OV	UG/L	TB-083109-02	A9I010149005	TB	8/31/2009	9/10/2009	9/10/2009	10	0.142	10.14
OV	UG/L	MSA-MW23D-083109	A9I010149001	NM	8/31/2009	9/10/2009	9/10/2009	9.532	0.078	9.610
DRO	UG/L	MSA-MW23S-083109	A9I010149002	NM	8/31/2009	9/8/2009	9/10/2009	7.574	2.631	10.20
DRO	UG/L	MSA-MW26S-083109	A9I010149003	NM	8/31/2009	9/8/2009	9/10/2009	7.420	2.651	10.07
DRO	UG/L	MSA-MW16S-082609	A9H270136004	NM	8/26/2009	8/27/2009	8/28/2009	0.403	1.606	2.009
DRO	UG/L	MSA-MW17S-082809	A9H290107002	NM	8/28/2009	8/31/2009	9/4/2009	3.108	3.533	6.641
DRO	UG/L	MSA-MW23S-083109	A9I010149002	NM	8/31/2009	9/2/2009	9/5/2009	1.574	3.853	5.427
DRO	UG/L	MSA-MW25S-083109	A9I010149007	NM	8/31/2009	9/2/2009	9/2/2009	1.438	0.586	2.024
DRO	UG/L	MSA-MW25S-083109	A9I010149007	NM	8/31/2009	9/8/2009	9/10/2009	7.438	2.671	10.11
DRO	UG/L	MSA-MW26S-083109	A9I010149003	NM	8/31/2009	9/2/2009	9/5/2009	1.420	3.874	5.294
DRO	UG/L	MSA-MW15S-082509	A9H260266001	NM	8/25/2009	8/27/2009	8/27/2009	1.590	0.655	2.245
DRO	UG/L	MSA-MW20S-082609	A9H270136002	NM	8/26/2009	8/27/2009	8/28/2009	0.358	1.586	1.944
GRO	UG/L	MSA-MW26S-083109	A9I010149003	NM	8/31/2009	9/2/2009	9/5/2009	1.420	3.874	5.294
GRO	UG/L	MSA-MW25S-083109	A9I010149007	NM	8/31/2009	9/2/2009	9/2/2009	1.438	0.586	2.024

SORT	UNITS	NSAMPLE	LAB_ID	QC_TYPE	SAMP_DATE	EXTR_DATE	ANAL_DATE	SMP_EXTR	EXTR_ANL	SMP_ANL
GRO	UG/L	MSA-MW23S-083109	A9I010149002	NM	8/31/2009	9/2/2009	9/5/2009	1.574	3.853	5.427
GRO	UG/L	MSA-MW20S-082609	A9H270136002	NM	8/26/2009	8/28/2009	8/28/2009	1.358	0.624	1.982
GRO	UG/L	MSA-MW17S-082809	A9H290107002	NM	8/28/2009	8/31/2009	9/4/2009	3.108	3.533	6.641
GRO	UG/L	MSA-MW15S-082509	A9H260266001	NM	8/25/2009	8/28/2009	8/28/2009	2.590	0.599	3.189
GRO	UG/L	MSA-MW16S-082609	A9H270136004	NM	8/26/2009	8/27/2009	8/28/2009	0.403	1.606	2.009

ANALYTICAL METHODS SUMMARY

9H26266

PARAMETER	ANALYTICAL METHOD
Extractable Petroleum Hydrocarbons	SW846 8015B
Hexavalent Chromium	SW846 7196A
ICP-MS (6020)	SW846 6020
Mercury in Liquid Waste (Manual Cold-Vapor)	SW846 7470A
Perchlorate by 6850	SW846 6850
Volatile Organics by GC/MS	SW846 8260B
Volatile Petroleum Hydrocarbons	SW846 8015B

References:

SW846 "Test Methods for Evaluating Solid Waste, Physical/Chemical Methods", Third Edition, November 1986 and its updates.

VOLATILE ORGANIC GC/MS TUNING AND MASS CALIBRATION - BROMOFLUOROBENZENE (BFB)

Lab Name: NORTH CANTON Contract:

Lab Code: TACAN Case No.: SAS No.: SDG No.: 9H26266

Lab File ID: BFB2982 BFB Injection Date: 07/31/08

Instrument ID: A3UX10 BFB Injection Time: 1217

Matrix: (soil/water) WATER Level: (low/med) LOW Column: (pack/cap) CAP

m/e	ION ABUNDANCE CRITERIA	% RELATIVE ABUNDANCE
50	15.0 - 40.0% of mass 95	15.0
75	30.0 - 60.0% of mass 95	46.6
95	Base Peak, 100% relative abundance	100.0
96	5.0 - 9.0% of mass 95	6.8
173	Less than 2.0% of mass 174	0.0 (0.0)1
174	50.0 - 100.0% of mass 95	87.2
175	5.0 - 9.0% of mass 174	6.5 (7.4)1
176	Greater than 95.0%, but less than 101.0% of mass 174	83.5 (95.7)1
177	5.0 - 9.0% of mass 176	5.7 (6.8)2

1-Value is % of mass 174 2-Value is % of mass 176

THIS TUNE APPLIES TO THE FOLLOWING SAMPLES, MS, MSD, BLANKS, AND STANDARDS:

	EPA SAMPLE NO.	LAB SAMPLE ID	LAB FILE ID	DATE ANALYZED	TIME ANALYZED
01	VSTD040	200NG-A9IC	UXX4534	07/31/08	1526
02	VSTD020	100NG-A9IC	UXX4535	07/31/08	1547
03	VSTD010	50NG-A9IC	UXX4536	07/31/08	1609
04	VSTD005	25NG-A9IC	UXX4537	07/31/08	1631
05	VSTD002	10NG-A9IC	UXX4538	07/31/08	1652
06	VSTD001	5NG-A9IC	UXX4539	07/31/08	1713
07					
08					
09					
10					
11					
12					
13					
14					
15					
16					
17					
18					
19					
20					
21					
22					

VOLATILE ORGANIC GC/MS TUNING AND MASS CALIBRATION - BROMOFLUOROBENZENE (BFB)

Lab Name: NORTH CANTON Contract:

Lab Code: TACAN Case No.: SAS No.: SDG No.: 9H26266

Lab File ID: BFB3340 BFB Injection Date: 07/27/09

Instrument ID: A3UX10 BFB Injection Time: 1333

Matrix: (soil/water) WATER Level: (low/med) LOW Column: (pack/cap) CAP

m/e	ION ABUNDANCE CRITERIA	% RELATIVE ABUNDANCE
50	15.0 - 40.0% of mass 95	18.9
75	30.0 - 60.0% of mass 95	49.9
95	Base Peak, 100% relative abundance	100.0
96	5.0 - 9.0% of mass 95	6.9
173	Less than 2.0% of mass 174	0.0 (0.0)1
174	50.0 - 100.0% of mass 95	93.7
175	5.0 - 9.0% of mass 174	6.6 (7.0)1
176	Greater than 95.0%, but less than 101.0% of mass 174	91.3 (97.4)1
177	5.0 - 9.0% of mass 176	6.4 (7.0)2

1-Value is % of mass 174 2-Value is % of mass 176

THIS TUNE APPLIES TO THE FOLLOWING SAMPLES, MS, MSD, BLANKS, AND STANDARDS:

	EPA SAMPLE NO.	LAB SAMPLE ID	LAB FILE ID	DATE ANALYZED	TIME ANALYZED
01	VSTD040	200NG-IC	UXX3715	07/27/09	1355
02	VSTD020	100NG-IC	UXX3716	07/27/09	1416
03	VSTD010	50NG-IC	UXX3717	07/27/09	1438
04	VSTD005	25NG-IC	UXX3718	07/27/09	1459
05	VSTD002	10NG-IC	UXX3719	07/27/09	1520
06	VSTD001	5NG-IC	UXX3720	07/27/09	1541
07					
08					
09					
10					
11					
12					
13					
14					
15					
16					
17					
18					
19					
20					
21					
22					

Report Date : 27-Jul-2009 16:00

TestAmerica North Canton

INITIAL CALIBRATION DATA

Start Cal Date : 31-JUL-2008 12:40
End Cal Date : 27-JUL-2009 15:41
Quant Method : ISTD
Origin : Disabled
Target Version : 4.14
Integrator : HP RTE
Method file : \\cansvr11\dd\chem\MSV\a3ux10.i\P90727A-IC.b\8260LLUX10.m
Last Edit : 27-Jul-2009 15:58 quayler
Curve Type : Average

Calibration File Names:
Level 1: \\cansvr11\dd\chem\MSV\a3ux10.i\P90302B-IC.b\UXX9866.D
Level 2: \\cansvr11\dd\chem\MSV\a3ux10.i\P90302B-IC.b\UXX9865.D
Level 3: \\cansvr11\dd\chem\MSV\a3ux10.i\P90302B-IC.b\UXX9864.D
Level 4: \\cansvr11\dd\chem\MSV\a3ux10.i\P90302B-IC.b\UXX9863.D
Level 5: \\cansvr11\dd\chem\MSV\a3ux10.i\P90302B-IC.b\UXX9862.D
Level 6: \\cansvr11\dd\chem\MSV\a3ux10.i\P90302B-IC.b\UXX9861.D

	Compound	5.000 Level 1	10.000 Level 2	25.000 Level 3	50.000 Level 4	100.000 Level 5	200.000 Level 6	RRF	% RSD
8	Dichlorodifluoromethane	0.28473	0.27215	0.27303	0.27535	0.26976	0.26723	0.27371	2.220
9	Chloromethane	0.34235	0.30363	0.29697	0.30938	0.30354	0.29598	0.30864	5.582
10	Vinyl Chloride	0.31056	0.31179	0.30494	0.29836	0.29456	0.28642	0.30111	3.269
11	Bromomethane	0.13156	0.09078	0.10425	0.12105	0.11495	0.10876	0.11189	12.600
12	Chloroethane	0.13275	0.13133	0.12816	0.13463	0.12772	0.12201	0.12943	3.477
13	Trichlorofluoromethane	0.33470	0.31777	0.32535	0.34411	0.33760	0.33477	0.33238	2.819
14	Dichlorofluoromethane	0.45698	0.42138	0.42578	0.37771	0.41396	0.41541	0.41854	6.078
15	Acrolein	0.03660	0.03492	0.03856	0.04124	0.04147	0.04483	0.03960	9.140
16	Acetone	0.09929	0.08371	0.08846	0.08651	0.08543	0.08598	0.08823	6.385
17	1,1-Dichloroethene	0.22320	0.21610	0.22273	0.22440	0.23946	0.23745	0.22722	4.045
18	Freon-113	0.19133	0.18783	0.19539	0.19507	0.20387	0.20159	0.19585	3.088
19	Iodomethane	0.36860	0.33720	0.34110	0.36662	0.35693	0.32076	0.34853	5.376
20	Carbon Disulfide	0.68818	0.63489	0.65124	0.66452	0.67793	0.67862	0.66590	2.989
21	Methylene Chloride	0.43017	0.32436	0.27352	0.25009	0.24699	0.24764	0.29546	24.480
22	Acetonitrile	0.03164	0.02321	0.02562	0.02436	0.02347	0.02808	0.02606	12.502
23	Acrylonitrile	0.09608	0.08854	0.09380	0.09894	0.09995	0.10092	0.09637	4.825
24	Methyl tert-butyl ether	0.56108	0.53846	0.59004	0.61283	0.64343	0.66591	0.60196	8.061
25	trans-1,2-Dichloroethene	0.25428	0.23325	0.24097	0.25125	0.25675	0.26028	0.24946	4.133
26	Hexane	0.05381	0.05578	0.05831	0.06205	0.06471	0.06556	0.06004	8.031
27	Vinyl acetate	0.30879	0.33991	0.35006	0.38124	0.40286	0.42741	0.36838	11.855
28	1,1-Dichloroethane	0.41508	0.40667	0.41180	0.40940	0.41979	0.43526	0.41633	2.482
29	tert-Butyl Alcohol	0.02167	0.01582	0.01787	0.01833	0.01832	0.01807	0.01835	10.259
30	2-Butanone	0.11411	0.11052	0.11605	0.11606	0.11724	0.11796	0.11532	2.332
M 31	1,2-Dichloroethene (total)	0.24835	0.23449	0.24051	0.25071	0.25840	0.26421	0.24945	4.408
32	cis-1,2-dichloroethene	0.24243	0.23573	0.24005	0.25016	0.26005	0.26815	0.24943	5.034
33	2,2-Dichloropropane	0.22457	0.20897	0.23235	0.23197	0.24555	0.24729	0.23178	6.109
34	Bromochloromethane	0.12834	0.12505	0.12638	0.12325	0.12774	0.13198	0.12712	2.369
35	Chloroform	0.40294	0.38814	0.39190	0.39027	0.40350	0.41392	0.39844	2.513

Report Date : 27-Jul-2009 16:00

TestAmerica North Canton

INITIAL CALIBRATION DATA

Start Cal Date : 31-JUL-2008 12:40
End Cal Date : 27-JUL-2009 15:41
Quant Method : ISTD
Origin : Disabled
Target Version : 4.14
Integrator : HP RTE
Method file : \\cansvr11\dd\chem\MSV\a3ux10.i\P90727A-IC.b\8260LLUX10.m
Last Edit : 27-Jul-2009 15:58 quayler
Curve Type : Average

	Compound	5.000 Level 1	10.000 Level 2	25.000 Level 3	50.000 Level 4	100.000 Level 5	200.000 Level 6	RRF	% RSD	
	36 Tetrahydrofuran	0.06228	0.05573	0.06740	0.06784	0.07142	0.07143	0.06602	9.176	
	37 1,1,1-Trichloroethane	0.31297	0.29405	0.31779	0.32151	0.33374	0.33776	0.31964	4.914	
	38 1,1-Dichloropropene	0.30206	0.28344	0.31501	0.32326	0.32833	0.34011	0.31537	6.403	
	39 Carbon Tetrachloride	0.28089	0.26804	0.28613	0.28570	0.29750	0.30929	0.28792	4.914	
	40 1,2-Dichloroethane	0.34186	0.32194	0.33076	0.32410	0.32808	0.33697	0.33062	2.307	
	41 Benzene	1.11290	0.94788	1.00214	0.96791	0.97209	1.00788	1.00180	5.875	
	42 Trichloroethene	0.26304	0.25294	0.24882	0.24817	0.25852	0.25801	0.25492	2.321	
	43 1,2-Dichloropropane	0.20588	0.21100	0.21716	0.21965	0.22460	0.23049	0.21813	4.095	
	44 1,4-Dioxane	0.00304	0.00206	0.00270	0.00275	0.00301	0.00243	0.00267	13.960	<-
	45 Dibromomethane	0.13421	0.13198	0.13343	0.13500	0.13637	0.14079	0.13530	2.269	
	46 Bromodichloromethane	0.24645	0.24377	0.25204	0.25828	0.27411	0.28434	0.25983	6.217	
	47 2-Chloroethyl vinyl ether	0.07530	0.07168	0.08235	0.09295	0.10784	0.11054	0.09011	18.296	
	48 cis-1,3-Dichloropropene	0.23245	0.24996	0.27875	0.30091	0.33068	0.34846	0.29020	15.589	
	49 4-Methyl-2-pentanone	0.17937	0.17667	0.21037	0.22883	0.23311	0.23122	0.20993	12.400	
	50 Toluene	1.19192	1.23374	1.33144	1.33677	1.39920	1.42773	1.32013	6.954	
	51 trans-1,3-Dichloropropene	0.30421	0.30737	0.33637	0.35760	0.40523	0.42393	0.35578	14.037	
	52 Ethyl Methacrylate	0.24383	0.28431	0.36345	0.37843	0.42051	0.42936	0.35331	21.097	
	53 1,1,2-Trichloroethane	0.27097	0.26338	0.26420	0.25487	0.27191	0.27319	0.26642	2.623	
	54 1,3-Dichloropropane	0.45291	0.45152	0.47554	0.46612	0.48748	0.49532	0.47148	3.809	
	55 Tetrachloroethene	0.29638	0.28198	0.29388	0.28321	0.29419	0.29773	0.29123	2.352	
	56 2-Hexanone	0.16590	0.16908	0.21117	0.22057	0.22666	0.22191	0.20255	13.643	
	57 Dibromochloromethane	0.24580	0.22764	0.25241	0.25606	0.28246	0.29790	0.26038	9.809	
	58 1,2-Dibromoethane	0.25972	0.23680	0.25647	0.25259	0.27528	0.27376	0.25910	5.523	
	59 Chlorobenzene	0.90855	0.87727	0.87490	0.84891	0.89582	0.90421	0.88494	2.529	
	60 1,1,1,2-Tetrachloroethane	0.27832	0.28200	0.30003	0.28888	0.31107	0.32047	0.29679	5.634	
	61 Ethylbenzene	0.38911	0.38124	0.42118	0.44272	0.48324	0.49849	0.43600	11.047	
	62 m + p-Xylene	0.46153	0.48841	0.56656	0.56606	0.61466	0.63583	0.55551	12.346	
M	63 Xylenes (total)	0.44903	0.48340	0.55138	0.55816	0.60565	0.62898	0.54610	12.672	
	64 Xylene-o	0.42402	0.47335	0.52100	0.54236	0.58761	0.61530	0.52727	13.471	
	65 Styrene	0.64496	0.67976	0.83196	0.87178	0.95950	1.01600	0.83399	17.771	
	66 Bromoform	0.14847	0.14699	0.16021	0.17105	0.18721	0.20584	0.16996	13.598	
	67 Isopropylbenzene	0.99784	1.03676	1.28150	1.35027	1.47763	1.59288	1.28948	18.356	
	68 1,1,2,2-Tetrachloroethane	0.64062	0.60936	0.60933	0.59674	0.63514	0.61076	0.61699	2.764	
	69 1,4-Dichloro-2-butene	0.08243	0.08078	0.10081	0.12310	0.13825	0.14860	0.11233	25.572	
	70 1,2,3-Trichloropropane	0.19281	0.19081	0.18294	0.18869	0.19755	0.18854	0.19022	2.564	
	71 Bromobenzene	0.56661	0.57706	0.59055	0.61138	0.64437	0.65029	0.60671	5.751	

Report Date : 27-Jul-2009 16:00

TestAmerica North Canton

INITIAL CALIBRATION DATA

Start Cal Date : 31-JUL-2008 12:40
End Cal Date : 27-JUL-2009 15:41
Quant Method : ISTD
Origin : Disabled
Target Version : 4.14
Integrator : HP RTE
Method file : \\cansvr11\dd\chem\MSV\a3ux10.i\P90727A-IC.b\8260LLUX10.m
Last Edit : 27-Jul-2009 15:58 quayler
Curve Type : Average

Compound	5.000 Level 1	10.000 Level 2	25.000 Level 3	50.000 Level 4	100.000 Level 5	200.000 Level 6	RRF	% RSD	
72 n-Propylbenzene	0.47685	0.52361	0.60333	0.63875	0.68139	0.70662	0.60509	14.846	
73 2-Chlorotoluene	0.46635	0.48721	0.56165	0.58109	0.60825	0.61583	0.55340	11.342	
74 1,3,5-Trimethylbenzene	1.28656	1.42710	1.76276	1.88962	2.01797	2.13547	1.75325	19.072	
75 4-Chlorotoluene	0.51639	0.51259	0.58572	0.59158	0.61450	0.62759	0.57473	8.540	
76 tert-Butylbenzene	1.18008	1.20905	1.39191	1.60653	1.69771	1.89918	1.49741	19.087	
77 1,2,4-Trimethylbenzene	1.32645	1.51838	1.84177	1.95665	2.06753	2.16540	1.81270	18.028	
78 sec-Butylbenzene	1.59219	1.73482	1.98336	2.18748	2.34750	2.54460	2.06499	17.648	
79 4-Isopropyltoluene	1.31533	1.39111	1.71329	1.87051	2.00136	2.19104	1.74711	19.683	
80 1,3-Dichlorobenzene	1.14953	1.14067	1.16712	1.15615	1.21186	1.25184	1.17953	3.673	
81 1,4-Dichlorobenzene	1.42747	1.26369	1.24335	1.22680	1.25345	1.27668	1.28191	5.720	
82 n-Butylbenzene	1.13794	1.14011	1.30883	1.46068	1.59047	1.75410	1.39869	17.798	
83 1,2-Dichlorobenzene	1.20094	1.16995	1.20311	1.18426	1.21475	1.26790	1.20682	2.800	
84 1,2-Dibromo-3-chloropropane	0.10330	0.09382	0.10178	0.09952	0.11746	0.12774	0.10727	11.861	
85 1,2,4-Trichlorobenzene	0.65062	0.56024	0.57825	0.61550	0.68765	0.79060	0.64714	13.026	
86 Hexachlorobutadiene	0.32602	0.27127	0.24738	0.24990	0.26035	0.28409	0.27317	10.719	
87 Naphthalene	1.22890	1.08211	1.23796	1.51207	1.83616	2.06109	1.49305	25.844	
88 1,2,3-Trichlorobenzene	0.59443	0.53933	0.54310	0.58648	0.63107	0.70628	0.60012	10.378	
89 Ethyl Ether	0.22015	0.19478	0.19983	0.20677	0.20634	0.20385	0.20529	4.170	
90 Ethanol	+++++	+++++	+++++	+++++	+++++	+++++	+++++	+++++	<-
91 3-Chloropropene	0.13884	0.12392	0.12183	0.13068	0.13969	0.14142	0.13273	6.409	
92 Isopropyl Ether	0.21359	0.19514	0.20390	0.20517	0.21566	0.22252	0.20933	4.682	
93 2-Chloro-1,3-butadiene	0.28761	0.27304	0.29286	0.28971	0.30044	0.30080	0.29074	3.520	
94 Propionitrile	0.03239	0.03308	0.03459	0.03407	0.03428	0.03251	0.03349	2.833	
95 Ethyl Acetate	0.19416	0.18707	0.17652	0.18050	0.18406	0.17985	0.18369	3.421	
96 Methacrylonitrile	0.13481	0.12180	0.13017	0.13412	0.13143	0.13042	0.13046	3.568	
97 Isobutanol	0.00903	0.00988	0.00994	0.01070	0.00999	0.00950	0.00984	5.657	<-
98 Cyclohexane	0.38384	0.38272	0.44339	0.47008	0.48764	0.50595	0.44560	11.782	
99 n-Butanol	0.00676	0.00732	0.00793	0.00825	0.00901	0.00851	0.00796	10.279	<-
100 Methyl Methacrylate	0.13523	0.14255	0.15052	0.15105	0.15523	0.15912	0.14895	5.844	
101 2-Nitropropane	0.03296	0.03443	0.03383	0.03591	0.03881	0.04009	0.03600	7.955	
102 Chloropicrin	+++++	+++++	+++++	+++++	+++++	+++++	+++++	+++++	<-
103 Cyclohexanone	0.06313	0.06866	0.07098	0.07572	0.07464	0.06660	0.06996	6.877	
104 Pentachloroethane	+++++	+++++	+++++	+++++	+++++	+++++	+++++	+++++	<-
105 Benzyl Chloride	0.34802	0.35968	0.38580	0.47450	0.58759	0.67965	0.47254	28.691	
134 Thiophene	+++++	+++++	+++++	+++++	+++++	+++++	+++++	+++++	<-
135 Crotononitrile(1st Isomer)	+++++	+++++	+++++	+++++	+++++	+++++	+++++	+++++	<-

Report Date : 27-Jul-2009 16:00

TestAmerica North Canton

INITIAL CALIBRATION DATA

Start Cal Date : 31-JUL-2008 12:40
End Cal Date : 27-JUL-2009 15:41
Quant Method : ISTD
Origin : Disabled
Target Version : 4.14
Integrator : HP RTE
Method file : \\cansvr11\dd\chem\MSV\a3ux10.i\P90727A-IC.b\8260LLUX10.m
Last Edit : 27-Jul-2009 15:58 quayler
Curve Type : Average

	Compound	5.000 Level 1	10.000 Level 2	25.000 Level 3	50.000 Level 4	100.000 Level 5	200.000 Level 6	RRF	% RSD	
	136 Crotononitrile(2nd Isomer)	+++++	+++++	+++++	+++++	+++++	+++++	+++++	+++++	<-
M	137 Total Crotononitrile	+++++	+++++	+++++	+++++	+++++	+++++	+++++	+++++	<-
	138 Paraldehyde	+++++	+++++	+++++	+++++	+++++	+++++	+++++	+++++	<-
	139 3,3,5-Trimethylcyclohexanone	+++++	+++++	+++++	+++++	+++++	+++++	+++++	+++++	<-
	140 1-Chlorohexane	0.22870	0.23447	0.25403	0.27002	0.27734	0.31922	0.26396	12.543	
	141 1,3,5-Trichlorobenzene	0.78682	0.69767	0.71354	0.73254	0.78552	0.87072	0.76447	8.336	
	143 Methyl Acetate	0.21083	0.20640	0.19975	0.20196	0.20465	0.20819	0.20530	1.980	
	144 Methylcyclohexane	0.36244	0.36352	0.41926	0.45624	0.48273	0.49635	0.43009	13.546	
	145 Dimethoxymethane	0.16537	0.17493	0.17276	0.19116	0.18917	0.20759	0.18350	8.403	
	146 2-Methylnaphthalene	0.52167	0.61713	0.69956	0.78170	0.85963	+++++	0.69594	19.109	
	147 Tetrahydrothiophene	0.20648	0.20026	0.21145	0.23701	0.27111	0.29095	0.23621	15.844	
	148 1,4-Dichlorobutane	0.45454	0.45077	0.45052	0.45730	0.48475	0.48941	0.46455	3.809	
	149 Vinyl Acetate-86	0.03523	0.03748	0.04001	0.04421	0.04559	0.04923	0.04196	12.624	
	150 1,3-Butadiene	+++++	+++++	+++++	+++++	+++++	+++++	+++++	+++++	<-
	151 Ethyl Acrylate	+++++	+++++	+++++	+++++	+++++	+++++	+++++	+++++	<-
	152 n-Heptane	0.18866	0.19364	0.19000	0.19662	0.20961	0.24003	0.20309	9.643	
	153 t-Butyl ethyl ether	0.66054	0.62889	0.64003	0.64072	0.69103	0.71359	0.66247	5.023	
	154 t-Amyl methyl ether	0.55457	0.53880	0.56811	0.59063	0.63371	0.65263	0.58974	7.654	
	155 1,2,3-Trimethylbenzene	2.14768	2.07703	2.22985	2.38075	2.45221	2.49761	2.29752	7.451	
$	4 Dibromofluoromethane	0.22309	0.21397	0.21295	0.22011	0.21899	0.22875	0.21964	2.674	
$	5 1,2-Dichloroethane-d4	0.27506	0.28729	0.29190	0.27273	0.28651	0.27440	0.28132	2.911	
$	6 Toluene-d8	1.01956	1.07060	1.14479	1.16000	1.17729	1.21314	1.13090	6.375	
$	7 Bromofluorobenzene	0.32861	0.35427	0.38259	0.38221	0.40083	0.41363	0.37703	8.240	

VOLATILE ORGANIC GC/MS TUNING AND MASS CALIBRATION - BROMOFLUOROBENZENE (BFB)

Lab Name: NORTH CANTON Contract:

Lab Code: TACAN Case No.: SAS No.: SDG No.: 9H26266

Lab File ID: BFB3466 BFB Injection Date: 08/31/09

Instrument ID: A3UX10 BFB Injection Time: 1142

Matrix: (soil/water) WATER Level: (low/med) LOW Column: (pack/cap) CAP

m/e	ION ABUNDANCE CRITERIA	% RELATIVE ABUNDANCE
50	15.0 - 40.0% of mass 95	16.9
75	30.0 - 60.0% of mass 95	46.4
95	Base Peak, 100% relative abundance	100.0
96	5.0 - 9.0% of mass 95	6.7
173	Less than 2.0% of mass 174	0.2 (0.2)1
174	50.0 - 100.0% of mass 95	88.8
175	5.0 - 9.0% of mass 174	6.7 (7.5)1
176	Greater than 95.0%, but less than 101.0% of mass 174	86.4 (97.3)1
177	5.0 - 9.0% of mass 176	5.5 (6.3)2

1-Value is % of mass 174 2-Value is % of mass 176

THIS TUNE APPLIES TO THE FOLLOWING SAMPLES, MS, MSD, BLANKS, AND STANDARDS:

	EPA SAMPLE NO.	LAB SAMPLE ID	LAB FILE ID	DATE ANALYZED	TIME ANALYZED
01	VSTD010	50NG-CC	UXX4461	08/31/09	1203
02	VSTD010	50NG-CC	UXX4462	08/31/09	1225
03	LJ5JFCHK	LJ5JF1AC	UXX4463	08/31/09	1247
04	LJ5JFCKDUP	LJ5JF1AD	UXX4464	08/31/09	1309
05	LJ5JFBLK	LJ5JF1AA	UXX4466	08/31/09	1352
06	MSA-MW15S-08	LJTGV1AA	UXX4470	08/31/09	1517
07	MSA-MW28I-08	LJVQ51AA	UXX4471	08/31/09	1539
08	MSA-MW20S-08	LJVRW1AM	UXX4472	08/31/09	1600
09	MSA-MW16S-08	LJVR11A0	UXX4474	08/31/09	1643
10	MSA-MW16I-08	LJVR21AM	UXX4475	08/31/09	1704
11	TB-082609	LJVR41AA	UXX4476	08/31/09	1726
12	MSA-MW15D-08	LJTG51AM	UXX4478	08/31/09	1808
13	TB-082509	LJTHA1AA	UXX4479	08/31/09	1830
14					
15					
16					
17					
18					
19					
20					
21					
22					

Data File: \\cansvr11\dd\chem\MSV\a3ux10.i\P90831A.b\UXX4461.D
Report Date: 31-Aug-2009 12:45

TestAmerica North Canton

CONTINUING CALIBRATION COMPOUNDS

Instrument ID: a3ux10.i Injection Date: 31-AUG-2009 12:03
Lab File ID: UXX4461.D Init. Cal. Date(s): 31-JUL-2008 27-JUL-2009
Analysis Type: WATER Init. Cal. Times: 12:40 15:41
Lab Sample ID: 50NG-CC Quant Type: ISTD
Method: \\cansvr11\dd\chem\MSV\a3ux10.i\P90831A.b\8260LLUX10.m

COMPOUND	RRF / AMOUNT	RF50	CCAL RRF50	MIN RRF	%D / %DRIFT	MAX %D / %DRIFT	CURVE TYPE	
$ 4 Dibromofluoromethane	0.21964	0.21670	0.21670	0.010	1.33909	50.00000	Averaged	
$ 5 1,2-Dichloroethane-d4	0.28132	0.25183	0.25183	0.010	10.48304	50.00000	Averaged	
$ 6 Toluene-d8	1.13090	1.08624	1.08624	0.010	3.94901	50.00000	Averaged	
$ 7 Bromofluorobenzene	0.37703	0.39107	0.39107	0.010	-3.72427	50.00000	Averaged	
8 Dichlorodifluoromethane	0.27371	0.18311	0.18311	0.010	33.10024	50.00000	Averaged	
9 Chloromethane	0.30864	0.25406	0.25406	0.100	17.68467	50.00000	Averaged	
10 Vinyl Chloride	0.30111	0.26986	0.26986	0.010	10.37583	20.00000	Averaged	
11 Bromomethane	0.11189	0.12514	0.12514	0.010	-11.84000	50.00000	Averaged	
12 Chloroethane	0.12943	0.13347	0.13347	0.010	-3.11711	50.00000	Averaged	
13 Trichlorofluoromethane	0.33238	0.25189	0.25189	0.010	24.21751	50.00000	Averaged	
15 Acrolein	0.03960	0.02445	0.02445	0.010	38.25746	50.00000	Averaged	NA
16 Acetone	0.08823	0.08115	0.08115	0.010	8.02435	50.00000	Averaged	
17 1,1-Dichloroethene	0.22722	0.19623	0.19623	0.010	13.64192	20.00000	Averaged	
18 Freon-113	0.19585	0.15695	0.15695	0.010	19.86190	50.00000	Averaged	
19 Iodomethane	0.34853	0.32838	0.32838	0.010	5.78310	50.00000	Averaged	
20 Carbon Disulfide	0.66590	0.59682	0.59682	0.010	10.37396	50.00000	Averaged	
21 Methylene Chloride	50.00000	46.42635	0.23826	0.010	7.14730	0.000e+000	Wt Linear	
22 Acetonitrile	0.02606	0.02764	0.02764	0.010	-6.04890	50.00000	Averaged	NA
23 Acrylonitrile	0.09637	0.10455	0.10455	0.010	-8.49155	50.00000	Averaged	
24 Methyl tert-butyl ether	0.60196	0.57490	0.57490	0.010	4.49491	50.00000	Averaged	
25 trans-1,2-Dichloroethene	0.24946	0.22402	0.22402	0.010	10.19793	50.00000	Averaged	
26 Hexane	0.06004	0.04764	0.04764	0.010	20.65428	20.00000	Averaged	<- NA
27 Vinyl acetate	0.36838	0.31494	0.31494	0.010	14.50493	50.00000	Averaged	
28 1,1-Dichloroethane	0.41633	0.37639	0.37639	0.100	9.59447	50.00000	Averaged	
29 tert-Butyl Alcohol	0.01835	0.01491	0.01491	0.010	18.73389	50.00000	Averaged	
30 2-Butanone	0.11532	0.12020	0.12020	0.010	-4.23024	50.00000	Averaged	
M 31 1,2-Dichloroethene (total)	0.24945	0.22666	0.22666	0.010	9.13560	50.00000	Averaged	
32 cis-1,2-dichloroethene	0.24943	0.22929	0.22929	0.010	8.07312	50.00000	Averaged	
33 2,2-Dichloropropane	0.23178	0.20377	0.20377	0.010	12.08584	50.00000	Averaged	
34 Bromochloromethane	0.12712	0.11563	0.11563	0.010	9.03739	50.00000	Averaged	
35 Chloroform	0.39844	0.35155	0.35155	0.010	11.76975	20.00000	Averaged	
36 Tetrahydrofuran	0.06602	0.07086	0.07086	0.010	-7.34015	50.00000	Averaged	
37 1,1,1-Trichloroethane	0.31964	0.26931	0.26931	0.010	15.74635	50.00000	Averaged	
38 1,1-Dichloropropene	0.31537	0.27653	0.27653	0.010	12.31472	50.00000	Averaged	
39 Carbon Tetrachloride	0.28792	0.23764	0.23764	0.010	17.46420	50.00000	Averaged	
40 1,2-Dichloroethane	0.33062	0.27740	0.27740	0.010	16.09592	50.00000	Averaged	
41 Benzene	1.00180	0.89321	0.89321	0.010	10.83908	50.00000	Averaged	
42 Trichloroethene	0.25492	0.21915	0.21915	0.010	14.03098	50.00000	Averaged	
43 1,2-Dichloropropane	0.21813	0.20855	0.20855	0.010	4.39317	20.00000	Averaged	
44 1,4-Dioxane	0.00267	0.00244	0.00244	0.010	8.26930	50.00000	Averaged	<-
45 Dibromomethane	0.13530	0.12095	0.12095	0.010	10.60232	50.00000	Averaged	
46 Bromodichloromethane	0.25983	0.23780	0.23780	0.010	8.48018	50.00000	Averaged	
47 2-Chloroethyl vinyl ether	100	98.87918	0.10207	0.010	1.12082	0.000e+000	Wt Linear	

Data File: \\cansvr11\dd\chem\MSV\a3ux10.i\P90831A.b\UXX4461.D
Report Date: 31-Aug-2009 12:45

TestAmerica North Canton

CONTINUING CALIBRATION COMPOUNDS

Instrument ID: a3ux10.i Injection Date: 31-AUG-2009 12:03
Lab File ID: UXX4461.D Init. Cal. Date(s): 31-JUL-2008 27-JUL-2009
Analysis Type: WATER Init. Cal. Times: 12:40 15:41
Lab Sample ID: 50NG-CC Quant Type: ISTD
Method: \\cansvr11\dd\chem\MSV\a3ux10.i\P90831A.b\8260LLUX10.m

COMPOUND	RRF / AMOUNT	RF50	CCAL RRF50	MIN RRF	%D / %DRIFT	MAX %D / %DRIFT	CURVE TYPE
48 cis-1,3-Dichloropropene	50.00000	45.43867	0.28475	0.010	9.12266	0.000e+000	Wt Linear
49 4-Methyl-2-pentanone	0.20993	0.22715	0.22715	0.010	-8.20379	50.00000	Averaged
50 Toluene	1.32013	1.11492	1.11492	0.010	15.54519	20.00000	Averaged
51 trans-1,3-Dichloropropene	0.35578	0.30748	0.30748	0.010	13.57588	50.00000	Averaged
52 Ethyl Methacrylate	50.00000	42.87342	0.33578	0.010	14.25316	0.000e+000	Wt Linear
53 1,1,2-Trichloroethane	0.26642	0.22841	0.22841	0.010	14.26724	50.00000	Averaged
54 1,3-Dichloropropane	0.47148	0.42222	0.42222	0.010	10.44921	50.00000	Averaged
55 Tetrachloroethene	0.29123	0.22349	0.22349	0.010	23.26086	50.00000	Averaged
56 2-Hexanone	0.20255	0.20098	0.20098	0.010	0.77385	50.00000	Averaged
57 Dibromochloromethane	0.26038	0.22307	0.22307	0.010	14.33038	50.00000	Averaged
58 1,2-Dibromoethane	0.25910	0.22607	0.22607	0.010	12.74971	50.00000	Averaged
59 Chlorobenzene	0.88494	0.73366	0.73366	0.300	17.09556	50.00000	Averaged
60 1,1,1,2-Tetrachloroethane	0.29679	0.23497	0.23497	0.010	20.83162	50.00000	Averaged
61 Ethylbenzene	0.43600	0.36908	0.36908	0.010	15.34922	20.00000	Averaged
62 m + p-Xylene	0.55551	0.48934	0.48934	0.010	11.91162	50.00000	Averaged
M 63 Xylenes (total)	0.54610	0.47740	0.47740	0.010	12.57890	50.00000	Averaged
64 Xylene-o	0.52727	0.45354	0.45354	0.010	13.98493	50.00000	Averaged
65 Styrene	50.00000	41.27739	0.74867	0.010	17.44521	0.000e+000	Wt Linear
66 Bromoform	0.16996	0.15003	0.15003	0.100	11.72562	50.00000	Averaged
67 Isopropylbenzene	50.00000	38.74165	1.08567	0.010	22.51671	0.000e+000	Wt Linear
68 1,1,2,2-Tetrachloroethane	0.61699	0.53274	0.53274	0.300	13.65460	50.00000	Averaged
69 1,4-Dichloro-2-butene	50.00000	30.85091	0.07931	0.010	38.29818	0.000e+000	Wt Linear
70 1,2,3-Trichloropropane	0.19022	0.16237	0.16237	0.010	14.64116	50.00000	Averaged
71 Bromobenzene	0.60671	0.50283	0.50283	0.010	17.12176	50.00000	Averaged
72 n-Propylbenzene	0.60509	0.51761	0.51761	0.010	14.45718	50.00000	Averaged
73 2-Chlorotoluene	0.55340	0.46666	0.46666	0.010	15.67306	50.00000	Averaged
74 1,3,5-Trimethylbenzene	50.00000	39.51230	1.51362	0.010	20.97540	0.000e+000	Wt Linear
75 4-Chlorotoluene	0.57473	0.49318	0.49318	0.010	14.18855	50.00000	Averaged
76 tert-Butylbenzene	50.00000	35.05430	1.18157	0.010	29.89139	0.000e+000	Wt Linear
77 1,2,4-Trimethylbenzene	50.00000	39.60304	1.56181	0.010	20.79391	0.000e+000	Wt Linear
78 sec-Butylbenzene	50.00000	37.37564	1.66892	0.010	25.24872	0.000e+000	Wt Linear
79 4-Isopropyltoluene	50.00000	37.87134	1.44522	0.010	24.25731	0.000e+000	Wt Linear
80 1,3-Dichlorobenzene	1.17953	0.94883	0.94883	0.010	19.55834	50.00000	Averaged
81 1,4-Dichlorobenzene	1.28191	1.00018	1.00018	0.010	21.97765	50.00000	Averaged
82 n-Butylbenzene	50.00000	34.18280	1.06737	0.010	31.63440	0.000e+000	Wt Linear
83 1,2-Dichlorobenzene	1.20682	0.96006	0.96006	0.010	20.44659	50.00000	Averaged
84 1,2-Dibromo-3-chloropropane	0.10727	0.09325	0.09325	0.010	13.07586	50.00000	Averaged
85 1,2,4-Trichlorobenzene	0.64714	0.47597	0.47597	0.010	26.44993	50.00000	Averaged
86 Hexachlorobutadiene	0.27317	0.18361	0.18361	0.010	32.78484	50.00000	Averaged
87 Naphthalene	50.00000	38.00737	1.18504	0.010	23.98525	0.000e+000	Quadratic
88 1,2,3-Trichlorobenzene	0.60012	0.45177	0.45177	0.010	24.71960	50.00000	Averaged
98 Cyclohexane	0.44560	0.40001	0.40001	0.010	10.23206	50.00000	Averaged
143 Methyl Acetate	0.20530	0.22051	0.22051	0.010	-7.41287	50.00000	Averaged

NA

Data File: \\cansvr11\dd\chem\MSV\a3ux10.i\P90831A.b\UXX4461.D
Report Date: 31-Aug-2009 12:45

TestAmerica North Canton

CONTINUING CALIBRATION COMPOUNDS

Instrument ID: a3ux10.i Injection Date: 31-AUG-2009 12:03
Lab File ID: UXX4461.D Init. Cal. Date(s): 31-JUL-2008 27-JUL-2009
Analysis Type: WATER Init. Cal. Times: 12:40 15:41
Lab Sample ID: 50NG-CC Quant Type: ISTD
Method: \\cansvr11\dd\chem\MSV\a3ux10.i\P90831A.b\8260LLUX10.m

COMPOUND	RRF / AMOUNT	RF50	CCAL RRF50	MIN RRF	%D / %DRIFT	MAX %D / %DRIFT	CURVE TYPE
144 Methylcyclohexane	0.43009	0.35923	0.35923	0.010	16.47533	50.00000	Averaged
141 1,3,5-Trichlorobenzene	0.76447	0.56738	0.56738	0.010	25.78064	50.00000	Averaged
149 Vinyl Acetate-86	0.04196	0.03742	0.03742	0.010	10.81258	50.00000	Averaged

Data File: \\cansvr11\dd\chem\MSV\a3ux10.i\P90831A.b\UXX4462.D
Report Date: 31-Aug-2009 12:40

TestAmerica North Canton

CONTINUING CALIBRATION COMPOUNDS

Instrument ID: a3ux10.i Injection Date: 31-AUG-2009 12:25
Lab File ID: UXX4462.D Init. Cal. Date(s): 31-JUL-2008 27-JUL-2009
Analysis Type: WATER Init. Cal. Times: 12:40 15:41
Lab Sample ID: 50NG-CC Quant Type: ISTD
Method: \\cansvr11\dd\chem\MSV\a3ux10.i\P90831A.b\8260LLUX10.m

COMPOUND	RRF / AMOUNT	RF50	CCAL RRF50	MIN RRF	%D / %DRIFT	MAX %D / %DRIFT	CURVE TYPE	
14 Dichlorofluoromethane	0.41854	0.29673	0.29673	0.010	29.10337	50.00000	Averaged	
89 Ethyl Ether	0.20529	0.21262	0.21262	0.010	-3.57297	50.00000	Averaged	
91 3-Chloropropene	0.13273	0.11136	0.11136	0.010	16.10257	50.00000	Averaged	
92 Isopropyl Ether	0.20933	0.20234	0.20234	0.010	3.33802	50.00000	Averaged	
93 2-Chloro-1,3-butadiene	0.29074	0.26812	0.26812	0.010	7.77947	50.00000	Averaged	
94 Propionitrile	0.03349	0.03440	0.03440	0.010	-2.73939	50.00000	Averaged	
95 Ethyl Acetate	0.18369	0.23428	0.23428	0.010	-27.53912	50.00000	Averaged	
96 Methacrylonitrile	0.13046	0.14290	0.14290	0.010	-9.53704	50.00000	Averaged	
97 Isobutanol	0.00984	0.00985	0.00985	0.010	-0.10808	50.00000	Averaged	<-
99 n-Butanol	0.00796	0.00698	0.00698	0.010	12.41273	50.00000	Averaged	<-
100 Methyl Methacrylate	0.14895	0.17890	0.17890	0.010	-20.10947	50.00000	Averaged	
101 2-Nitropropane	0.03600	0.04778	0.04778	0.010	-32.69683	50.00000	Averaged	
103 Cyclohexanone	0.06996	0.06458	0.06458	0.010	7.67978	50.00000	Averaged	
146 2-Methylnaphthalene	100	46.16854	0.35167	0.010	53.83146	0.000e+000	Wt Linear	
153 t-Butyl ethyl ether	0.66247	0.50925	0.50925	0.010	23.12803	50.00000	Averaged	
154 t-Amyl methyl ether	0.58974	0.45427	0.45427	0.010	22.97077	50.00000	Averaged	
155 1,2,3-Trimethylbenzene	2.29752	1.79951	1.79951	0.010	21.67608	50.00000	Averaged	

VOLATILE ORGANIC GC/MS TUNING AND MASS CALIBRATION - BROMOFLUOROBENZENE (BFB)

Lab Name: NORTH CANTON Contract:

Lab Code: TACAN Case No.: SAS No.: SDG No.: 9H26266

Lab File ID: BFB3470 BFB Injection Date: 09/02/09

Instrument ID: A3UX10 BFB Injection Time: 2254

Matrix: (soil/water) WATER Level: (low/med) LOW Column: (pack/cap) CAP

m/e	ION ABUNDANCE CRITERIA	% RELATIVE ABUNDANCE
50	15.0 - 40.0% of mass 95	16.8
75	30.0 - 60.0% of mass 95	46.6
95	Base Peak, 100% relative abundance	100.0
96	5.0 - 9.0% of mass 95	6.5
173	Less than 2.0% of mass 174	0.0 (0.0)1
174	50.0 - 100.0% of mass 95	93.9
175	5.0 - 9.0% of mass 174	6.7 (7.1)1
176	Greater than 95.0%, but less than 101.0% of mass 174	90.1 (96.0)1
177	5.0 - 9.0% of mass 176	6.1 (6.7)2

1-Value is % of mass 174 2-Value is % of mass 176

THIS TUNE APPLIES TO THE FOLLOWING SAMPLES, MS, MSD, BLANKS, AND STANDARDS:

	EPA SAMPLE NO.	LAB SAMPLE ID	LAB FILE ID	DATE ANALYZED	TIME ANALYZED
01	VSTD010	50NG-CC	UXX4546	09/02/09	2315
02	VSTD010	50NG-A9CC	UXX4547	09/02/09	2337
03	LJ9NCCHK	LJ9NC1AC	UXX4548	09/02/09	2358
04	LJ9NCCKDUP	LJ9NC1AD	UXX4549	09/03/09	0019
05	LJ9NCBLK	LJ9NC1AA	UXX4551	09/03/09	0102
06	MSA-MW16D-08	LJX311AA	UXX4566	09/03/09	0620
07	MSA-MW20I-08	LJX4P1AM	UXX4567	09/03/09	0642
08	MSA-MW20D-08	LJX4Q1AM	UXX4568	09/03/09	0703
09	TB-082709	LJX4R1AA	UXX4569	09/03/09	0725
10	MSA-MW17I-08	LJ1771AA	UXX4570	09/03/09	0746
11	MSA-MW17S-08	LJ1791AM	UXX4571	09/03/09	0807
12	MSA-MW31D-08	LJ18C1AM	UXX4572	09/03/09	0829
13	MSA-MW27D-08	LJ18D1A0	UXX4573	09/03/09	0851
14	TB-082809	LJ18E1AA	UXX4574	09/03/09	0913
15					
16					
17					
18					
19					
20					
21					
22					

Data File: \\cansvr11\dd\chem\MSV\a3ux10.i\P90902B.b\UXX4546.D
Report Date: 03-Sep-2009 11:48

TestAmerica North Canton

CONTINUING CALIBRATION COMPOUNDS

Instrument ID: a3ux10.i
Lab File ID: UXX4546.D
Analysis Type: WATER
Lab Sample ID: 50NG-CC
Method: \\cansvr11\dd\chem\MSV\a3ux10.i\P90902B.b\8260LLUX10.m

Injection Date: 02-SEP-2009 23:15
Init. Cal. Date(s): 31-JUL-2008 27-JUL-2009
Init. Cal. Times: 12:40 15:41
Quant Type: ISTD

COMPOUND	RRF / AMOUNT	RF50	CCAL RRF50	MIN RRF	%D / %DRIFT	MAX %D / %DRIFT	CURVE TYPE	
$ 4 Dibromofluoromethane	0.21964	0.19164	0.19164	0.010	12.74887	50.00000	Averaged	
$ 5 1,2-Dichloroethane-d4	0.28132	0.24979	0.24979	0.010	11.20645	50.00000	Averaged	
$ 6 Toluene-d8	1.13090	1.14194	1.14194	0.010	-0.97679	50.00000	Averaged	
$ 7 Bromofluorobenzene	0.37703	0.38682	0.38682	0.010	-2.59820	50.00000	Averaged	
8 Dichlorodifluoromethane	0.27371	0.21581	0.21581	0.010	21.15149	50.00000	Averaged	
9 Chloromethane	0.30864	0.31162	0.31162	0.100	-0.96421	50.00000	Averaged	
10 Vinyl Chloride	0.30111	0.31022	0.31022	0.010	-3.02669	20.00000	Averaged	
11 Bromomethane	0.11189	0.11554	0.11554	0.010	-3.25600	50.00000	Averaged	
12 Chloroethane	0.12943	0.09118	0.09118	0.010	29.55615	50.00000	Averaged	
13 Trichlorofluoromethane	0.33238	0.25177	0.25177	0.010	24.25325	50.00000	Averaged	
15 Acrolein	0.03960	0.01993	0.01993	0.010	49.67891	50.00000	Averaged	
16 Acetone	0.08823	0.07946	0.07946	0.010	9.94487	50.00000	Averaged	
17 1,1-Dichloroethene	0.22722	0.18190	0.18190	0.010	19.94686	20.00000	Averaged	
18 Freon-113	0.19585	0.12560	0.12560	0.010	35.86750	50.00000	Averaged	
19 Iodomethane	0.34853	0.25825	0.25825	0.010	25.90490	50.00000	Averaged	
20 Carbon Disulfide	0.66590	0.51677	0.51677	0.010	22.39441	50.00000	Averaged	
21 Methylene Chloride	50.00000	44.89468	0.23103	0.010	10.21063	0.000e+000	Wt Linear	
22 Acetonitrile	0.02606	0.02534	0.02534	0.010	2.77814	50.00000	Averaged	
23 Acrylonitrile	0.09637	0.10393	0.10393	0.010	-7.84324	50.00000	Averaged	
24 Methyl tert-butyl ether	0.60196	0.56055	0.56055	0.010	6.87842	50.00000	Averaged	
25 trans-1,2-Dichloroethene	0.24946	0.21761	0.21761	0.010	12.76867	50.00000	Averaged	
26 Hexane	0.06004	0.03427	0.03427	0.010	42.92379	20.00000	Averaged	<-
27 Vinyl acetate	0.36838	0.22025	0.22025	0.010	40.21002	50.00000	Averaged	
28 1,1-Dichloroethane	0.41633	0.38351	0.38351	0.100	7.88437	50.00000	Averaged	
29 tert-Butyl Alcohol	0.01835	0.01557	0.01557	0.010	15.10091	50.00000	Averaged	
30 2-Butanone	0.11532	0.11790	0.11790	0.010	-2.23602	50.00000	Averaged	
M 31 1,2-Dichloroethene (total)	0.24945	0.22334	0.22334	0.010	10.46390	50.00000	Averaged	
32 cis-1,2-dichloroethene	0.24943	0.22908	0.22908	0.010	8.15882	50.00000	Averaged	
33 2,2-Dichloropropane	0.23178	0.17055	0.17055	0.010	26.42024	50.00000	Averaged	
34 Bromochloromethane	0.12712	0.11882	0.11882	0.010	6.53302	50.00000	Averaged	
35 Chloroform	0.39844	0.36120	0.36120	0.010	9.34732	20.00000	Averaged	
36 Tetrahydrofuran	0.06602	0.06925	0.06925	0.010	-4.89393	50.00000	Averaged	
37 1,1,1-Trichloroethane	0.31964	0.25339	0.25339	0.010	20.72703	50.00000	Averaged	
38 1,1-Dichloropropene	0.31537	0.26408	0.26408	0.010	16.26240	50.00000	Averaged	
39 Carbon Tetrachloride	0.28792	0.21050	0.21050	0.010	26.88959	50.00000	Averaged	
40 1,2-Dichloroethane	0.33062	0.28965	0.28965	0.010	12.39095	50.00000	Averaged	
41 Benzene	1.00180	0.93810	0.93810	0.010	6.35892	50.00000	Averaged	
42 Trichloroethene	0.25492	0.22341	0.22341	0.010	12.36014	50.00000	Averaged	
43 1,2-Dichloropropane	0.21813	0.21259	0.21259	0.010	2.54044	20.00000	Averaged	
44 1,4-Dioxane	0.00267	0.00232	0.00232	0.010	12.84542	50.00000	Averaged	<-
45 Dibromomethane	0.13530	0.12744	0.12744	0.010	5.80478	50.00000	Averaged	
46 Bromodichloromethane	0.25983	0.23703	0.23703	0.010	8.77652	50.00000	Averaged	
47 2-Chloroethyl vinyl ether	100	94.87958	0.09769	0.010	5.12042	0.000e+000	Wt Linear	

Data File: \\cansvr11\dd\chem\MSV\a3ux10.i\P90902B.b\UXX4546.D
Report Date: 03-Sep-2009 11:48

TestAmerica North Canton

CONTINUING CALIBRATION COMPOUNDS

Instrument ID: a3ux10.i Injection Date: 02-SEP-2009 23:15
Lab File ID: UXX4546.D Init. Cal. Date(s): 31-JUL-2008 27-JUL-2009
Analysis Type: WATER Init. Cal. Times: 12:40 15:41
Lab Sample ID: 50NG-CC Quant Type: ISTD
Method: \\cansvr11\dd\chem\MSV\a3ux10.i\P90902B.b\8260LLUX10.m

COMPOUND	RRF / AMOUNT	RF50	CCAL RRF50	MIN RRF	%D / %DRIFT	MAX %D / %DRIFT	CURVE TYPE
48 cis-1,3-Dichloropropene	50.00000	43.90231	0.27475	0.010	12.19538	0.000e+000	Wt Linear
49 4-Methyl-2-pentanone	0.20993	0.22629	0.22629	0.010	-7.79366	50.00000	Averaged
50 Toluene	1.32013	1.29604	1.29604	0.010	1.82483	20.00000	Averaged
51 trans-1,3-Dichloropropene	0.35578	0.33897	0.33897	0.010	4.72492	50.00000	Averaged
52 Ethyl Methacrylate	50.00000	50.70235	0.40057	0.010	-1.40469	0.000e+000	Wt Linear
53 1,1,2-Trichloroethane	0.26642	0.26569	0.26569	0.010	0.27465	50.00000	Averaged
54 1,3-Dichloropropane	0.47148	0.47471	0.47471	0.010	-0.68456	50.00000	Averaged
55 Tetrachloroethene	0.29123	0.24239	0.24239	0.010	16.77096	50.00000	Averaged
56 2-Hexanone	0.20255	0.23462	0.23462	0.010	-15.83512	50.00000	Averaged
57 Dibromochloromethane	0.26038	0.24517	0.24517	0.010	5.84266	50.00000	Averaged
58 1,2-Dibromoethane	0.25910	0.25408	0.25408	0.010	1.93740	50.00000	Averaged
59 Chlorobenzene	0.88494	0.82294	0.82294	0.300	7.00653	50.00000	Averaged
60 1,1,1,2-Tetrachloroethane	0.29679	0.27363	0.27363	0.010	7.80436	50.00000	Averaged
61 Ethylbenzene	0.43600	0.41869	0.41869	0.010	3.96940	20.00000	Averaged
62 m + p-Xylene	0.55551	0.54198	0.54198	0.010	2.43647	50.00000	Averaged
M 63 Xylenes (total)	0.54610	0.53579	0.53579	0.010	1.88697	50.00000	Averaged
64 Xylene-o	0.52727	0.52343	0.52343	0.010	0.72913	50.00000	Averaged
65 Styrene	50.00000	47.99990	0.87648	0.010	4.00019	0.000e+000	Wt Linear
66 Bromoform	0.16996	0.15646	0.15646	0.100	7.94420	50.00000	Averaged
67 Isopropylbenzene	50.00000	42.76122	1.20424	0.010	14.47756	0.000e+000	Wt Linear
68 1,1,2,2-Tetrachloroethane	0.61699	0.58606	0.58606	0.300	5.01252	50.00000	Averaged
69 1,4-Dichloro-2-butene	50.00000	33.60181	0.08734	0.010	32.79637	0.000e+000	Wt Linear
70 1,2,3-Trichloropropane	0.19022	0.18047	0.18047	0.010	5.12724	50.00000	Averaged
71 Bromobenzene	0.60671	0.56895	0.56895	0.010	6.22350	50.00000	Averaged
72 n-Propylbenzene	0.60509	0.55420	0.55420	0.010	8.40972	50.00000	Averaged
73 2-Chlorotoluene	0.55340	0.52017	0.52017	0.010	6.00456	50.00000	Averaged
74 1,3,5-Trimethylbenzene	50.00000	43.94680	1.69293	0.010	12.10641	0.000e+000	Wt Linear
75 4-Chlorotoluene	0.57473	0.53737	0.53737	0.010	6.50101	50.00000	Averaged
76 tert-Butylbenzene	50.00000	38.54419	1.31022	0.010	22.91163	0.000e+000	Wt Linear
77 1,2,4-Trimethylbenzene	50.00000	45.42957	1.80387	0.010	9.14085	0.000e+000	Wt Linear
78 sec-Butylbenzene	50.00000	39.83844	1.78472	0.010	20.32311	0.000e+000	Wt Linear
79 4-Isopropyltoluene	50.00000	41.67421	1.59874	0.010	16.65158	0.000e+000	Wt Linear
80 1,3-Dichlorobenzene	1.17953	1.07983	1.07983	0.010	8.45229	50.00000	Averaged
81 1,4-Dichlorobenzene	1.28191	1.13667	1.13667	0.010	11.32960	50.00000	Averaged
82 n-Butylbenzene	50.00000	38.36763	1.21001	0.010	23.26473	0.000e+000	Wt Linear
83 1,2-Dichlorobenzene	1.20682	1.12098	1.12098	0.010	7.11303	50.00000	Averaged
84 1,2-Dibromo-3-chloropropane	0.10727	0.09924	0.09924	0.010	7.49007	50.00000	Averaged
85 1,2,4-Trichlorobenzene	0.64714	0.56918	0.56918	0.010	12.04760	50.00000	Averaged
86 Hexachlorobutadiene	0.27317	0.21078	0.21078	0.010	22.83957	50.00000	Averaged
87 Naphthalene	50.00000	45.35166	1.45379	0.010	9.29668	0.000e+000	Quadratic
88 1,2,3-Trichlorobenzene	0.60012	0.56762	0.56762	0.010	5.41530	50.00000	Averaged
98 Cyclohexane	0.44560	0.32589	0.32589	0.010	26.86469	50.00000	Averaged
143 Methyl Acetate	0.20530	0.22941	0.22941	0.010	-11.74472	50.00000	Averaged

Data File: \\cansvr11\dd\chem\MSV\a3ux10.i\P90902B.b\UXX4546.D
Report Date: 03-Sep-2009 11:48

TestAmerica North Canton

CONTINUING CALIBRATION COMPOUNDS

Instrument ID: a3ux10.i
Lab File ID: UXX4546.D
Analysis Type: WATER
Lab Sample ID: 50NG-CC
Method: \\cansvr11\dd\chem\MSV\a3ux10.i\P90902B.b\8260LLUX10.m

Injection Date: 02-SEP-2009 23:15
Init. Cal. Date(s): 31-JUL-2008 27-JUL-2009
Init. Cal. Times: 12:40 15:41
Quant Type: ISTD

COMPOUND	RRF / AMOUNT	RF50	CCAL RRF50	MIN RRF	%D / %DRIFT	MAX %D / %DRIFT	CURVE TYPE
144 Methylcyclohexane	0.43009	0.27898	0.27898	0.010	35.13398	50.00000	Averaged
141 1,3,5-Trichlorobenzene	0.76447	0.67352	0.67352	0.010	11.89718	50.00000	Averaged
149 Vinyl Acetate-86	0.04196	0.02583	0.02583	0.010	38.44839	50.00000	Averaged

Data File: \\cansvr11\dd\chem\MSV\a3ux10.i\P90902B.b\UXX4547.D
Report Date: 02-Sep-2009 23:51

TestAmerica North Canton

CONTINUING CALIBRATION COMPOUNDS

Instrument ID: a3ux10.i Injection Date: 02-SEP-2009 23:37
Lab File ID: UXX4547.D Init. Cal. Date(s): 31-JUL-2008 27-JUL-2009
Analysis Type: WATER Init. Cal. Times: 12:40 15:41
Lab Sample ID: 50NG-A9CC Quant Type: ISTD
Method: \\cansvr11\dd\chem\MSV\a3ux10.i\P90902B.b\8260LLUX10.m

COMPOUND	RRF / AMOUNT	RF50	CCAL RRF50	MIN RRF	%D / %DRIFT	MAX %D / %DRIFT	CURVE TYPE	
14 Dichlorofluoromethane	0.41854	0.28939	0.28939	0.010	30.85655	50.00000	Averaged	
89 Ethyl Ether	0.20529	0.20837	0.20837	0.010	-1.49976	50.00000	Averaged	
91 3-Chloropropene	0.13273	0.10651	0.10651	0.010	19.75535	50.00000	Averaged	
92 Isopropyl Ether	0.20933	0.19645	0.19645	0.010	6.15289	50.00000	Averaged	
93 2-Chloro-1,3-butadiene	0.29074	0.25436	0.25436	0.010	12.51211	50.00000	Averaged	
94 Propionitrile	0.03349	0.03699	0.03699	0.010	-10.45496	50.00000	Averaged	
95 Ethyl Acetate	0.18369	0.22787	0.22787	0.010	-24.04831	50.00000	Averaged	
96 Methacrylonitrile	0.13046	0.13639	0.13639	0.010	-4.54625	50.00000	Averaged	
97 Isobutanol	0.00984	0.01128	0.01128	0.010	-14.58332	50.00000	Averaged	<-
99 n-Butanol	0.00796	0.00906	0.00906	0.010	-13.77709	50.00000	Averaged	<-
100 Methyl Methacrylate	0.14895	0.16273	0.16273	0.010	-9.25006	50.00000	Averaged	
101 2-Nitropropane	0.03600	0.03943	0.03943	0.010	-9.52292	50.00000	Averaged	
103 Cyclohexanone	0.06996	0.05899	0.05899	0.010	15.68147	50.00000	Averaged	
146 2-Methylnaphthalene	100	60.41996	0.47346	0.010	39.58004	0.000e+000	Wt Linear	
153 t-Butyl ethyl ether	0.66247	0.49944	0.49944	0.010	24.60930	50.00000	Averaged	
154 t-Amyl methyl ether	0.58974	0.44663	0.44663	0.010	24.26669	50.00000	Averaged	
155 1,2,3-Trimethylbenzene	2.29752	2.03786	2.03786	0.010	11.30183	50.00000	Averaged	

VOLATILE ORGANIC GC/MS TUNING AND MASS CALIBRATION - BROMOFLUOROBENZENE (BFB)

Lab Name: NORTH CANTON Contract:

Lab Code: TACAN Case No.: SAS No.: SDG No.: 9H26266

Lab File ID: BFB3471 BFB Injection Date: 09/03/09

Instrument ID: A3UX10 BFB Injection Time: 1234

Matrix: (soil/water) WATER Level: (low/med) LOW Column: (pack/cap) CAP

m/e	ION ABUNDANCE CRITERIA	% RELATIVE ABUNDANCE
50	15.0 - 40.0% of mass 95	16.9
75	30.0 - 60.0% of mass 95	46.8
95	Base Peak, 100% relative abundance	100.0
96	5.0 - 9.0% of mass 95	6.9
173	Less than 2.0% of mass 174	0.0 (0.0)1
174	50.0 - 100.0% of mass 95	97.3
175	5.0 - 9.0% of mass 174	6.5 (6.7)1
176	Greater than 95.0%, but less than 101.0% of mass 174	92.6 (95.1)1
177	5.0 - 9.0% of mass 176	6.4 (6.9)2

1-Value is % of mass 174 2-Value is % of mass 176

THIS TUNE APPLIES TO THE FOLLOWING SAMPLES, MS, MSD, BLANKS, AND STANDARDS:

	EPA SAMPLE NO.	LAB SAMPLE ID	LAB FILE ID	DATE ANALYZED	TIME ANALYZED
01	VSTD010	50NG-CC	UXX4575	09/03/09	1257
02	VSTD010	50NG-A9CC	UXX4576	09/03/09	1318
03	LJ9XHCHK	LJ9XH1AC	UXX4577	09/03/09	1339
04	LJ9XHCKDUP	LJ9XH1AD	UXX4578	09/03/09	1401
05	LJ9XHBLK	LJ9XH1AA	UXX4580	09/03/09	1444
06	MSA-MW15I-08	LJVR01AM	UXX4582	09/03/09	1527
07					
08					
09					
10					
11					
12					
13					
14					
15					
16					
17					
18					
19					
20					
21					
22					

Data File: \\cansvr11\dd\chem\MSV\a3ux10.i\P90903A.b\UXX4575.D
Report Date: 03-Sep-2009 15:47

TestAmerica North Canton

CONTINUING CALIBRATION COMPOUNDS

Instrument ID: a3ux10.i Injection Date: 03-SEP-2009 12:57
Lab File ID: UXX4575.D Init. Cal. Date(s): 31-JUL-2008 27-JUL-2009
Analysis Type: WATER Init. Cal. Times: 12:40 15:41
Lab Sample ID: 50NG-CC Quant Type: ISTD
Method: \\cansvr11\dd\chem\MSV\a3ux10.i\P90903A.b\8260LLUX10.m

COMPOUND	RRF / AMOUNT	RF50	CCAL RRF50	MIN RRF	%D / %DRIFT	MAX %D / %DRIFT	CURVE TYPE	
$ 4 Dibromofluoromethane	0.21964	0.20712	0.20712	0.010	5.70246	50.00000	Averaged	
$ 5 1,2-Dichloroethane-d4	0.28132	0.24348	0.24348	0.010	13.45084	50.00000	Averaged	
$ 6 Toluene-d8	1.13090	1.18872	1.18872	0.010	-5.11248	50.00000	Averaged	
$ 7 Bromofluorobenzene	0.37703	0.38331	0.38331	0.010	-1.66697	50.00000	Averaged	
8 Dichlorodifluoromethane	0.27371	0.24006	0.24006	0.010	12.29175	50.00000	Averaged	
9 Chloromethane	0.30864	0.29002	0.29002	0.100	6.03407	50.00000	Averaged	
10 Vinyl Chloride	0.30111	0.30097	0.30097	0.010	0.04636	20.00000	Averaged	
11 Bromomethane	0.11189	0.08538	0.08538	0.010	23.69552	50.00000	Averaged	
12 Chloroethane	0.12943	0.08322	0.08322	0.010	35.70458	50.00000	Averaged	
13 Trichlorofluoromethane	0.33238	0.25467	0.25467	0.010	23.37884	50.00000	Averaged	
15 Acrolein	0.03960	0.01322	0.01322	0.010	66.60876	50.00000	Averaged	<-
16 Acetone	0.08823	0.07171	0.07171	0.010	18.72472	50.00000	Averaged	
17 1,1-Dichloroethene	0.22722	0.20932	0.20932	0.010	7.87773	20.00000	Averaged	
18 Freon-113	0.19585	0.16215	0.16215	0.010	17.20569	50.00000	Averaged	
19 Iodomethane	0.34853	0.30249	0.30249	0.010	13.21090	50.00000	Averaged	
20 Carbon Disulfide	0.66590	0.63350	0.63350	0.010	4.86449	50.00000	Averaged	
21 Methylene Chloride	50.00000	48.44889	0.24781	0.010	3.10222	0.000e+000	Wt Linear	
22 Acetonitrile	0.02606	0.02097	0.02097	0.010	19.52643	50.00000	Averaged	
23 Acrylonitrile	0.09637	0.09519	0.09519	0.010	1.22446	50.00000	Averaged	
24 Methyl tert-butyl ether	0.60196	0.55403	0.55403	0.010	7.96161	50.00000	Averaged	
25 trans-1,2-Dichloroethene	0.24946	0.23881	0.23881	0.010	4.27230	50.00000	Averaged	
26 Hexane	0.06004	0.05073	0.05073	0.010	15.50702	20.00000	Averaged	
27 Vinyl acetate	0.36838	0.37838	0.37838	0.010	-2.71547	50.00000	Averaged	
28 1,1-Dichloroethane	0.41633	0.40328	0.40328	0.100	3.13476	50.00000	Averaged	
29 tert-Butyl Alcohol	0.01835	0.00894	0.00894	0.010	51.24301	50.00000	Averaged	<-
30 2-Butanone	0.11532	0.09958	0.09958	0.010	13.64798	50.00000	Averaged	
M 31 1,2-Dichloroethene (total)	0.24945	0.23933	0.23933	0.010	4.05405	50.00000	Averaged	
32 cis-1,2-dichloroethene	0.24943	0.23986	0.23986	0.010	3.83576	50.00000	Averaged	
33 2,2-Dichloropropane	0.23178	0.20878	0.20878	0.010	9.92611	50.00000	Averaged	
34 Bromochloromethane	0.12712	0.12344	0.12344	0.010	2.89882	50.00000	Averaged	
35 Chloroform	0.39844	0.38555	0.38555	0.010	3.23668	20.00000	Averaged	
36 Tetrahydrofuran	0.06602	0.06322	0.06322	0.010	4.23120	50.00000	Averaged	
37 1,1,1-Trichloroethane	0.31964	0.28604	0.28604	0.010	10.50970	50.00000	Averaged	
38 1,1-Dichloropropene	0.31537	0.30274	0.30274	0.010	4.00389	50.00000	Averaged	
39 Carbon Tetrachloride	0.28792	0.24876	0.24876	0.010	13.60138	50.00000	Averaged	
40 1,2-Dichloroethane	0.33062	0.30013	0.30013	0.010	9.22265	50.00000	Averaged	
41 Benzene	1.00180	0.98074	0.98074	0.010	2.10268	50.00000	Averaged	
42 Trichloroethene	0.25492	0.23833	0.23833	0.010	6.50686	50.00000	Averaged	
43 1,2-Dichloropropane	0.21813	0.21786	0.21786	0.010	0.12309	20.00000	Averaged	
44 1,4-Dioxane	0.00267	0.00099	0.00099	0.010	62.81861	50.00000	Averaged	<-
45 Dibromomethane	0.13530	0.13142	0.13142	0.010	2.86281	50.00000	Averaged	
46 Bromodichloromethane	0.25983	0.25046	0.25046	0.010	3.60454	50.00000	Averaged	
47 2-Chloroethyl vinyl ether	100	93.35693	0.09602	0.010	6.64307	0.000e+000	Wt Linear	

Data File: \\cansvr11\dd\chem\MSV\a3ux10.i\P90903A.b\UXX4575.D
Report Date: 03-Sep-2009 15:47

TestAmerica North Canton

CONTINUING CALIBRATION COMPOUNDS

Instrument ID: a3ux10.i Injection Date: 03-SEP-2009 12:57
Lab File ID: UXX4575.D Init. Cal. Date(s): 31-JUL-2008 27-JUL-2009
Analysis Type: WATER Init. Cal. Times: 12:40 15:41
Lab Sample ID: 50NG-CC Quant Type: ISTD
Method: \\cansvr11\dd\chem\MSV\a3ux10.i\P90903A.b\8260LLUX10.m

			CCAL	MIN		MAX	
COMPOUND	RRF / AMOUNT	RF50	RRF50	RRF	%D / %DRIFT	%D / %DRIFT	CURVE TYPE
48 cis-1,3-Dichloropropene	50.00000	44.81033	0.28066	0.010	10.37934	0.000e+000	Wt Linear
49 4-Methyl-2-pentanone	0.20993	0.18142	0.18142	0.010	13.58088	50.00000	Averaged
50 Toluene	1.32013	1.41302	1.41302	0.010	-7.03585	20.00000	Averaged
51 trans-1,3-Dichloropropene	0.35578	0.35256	0.35256	0.010	0.90608	50.00000	Averaged
52 Ethyl Methacrylate	50.00000	42.49947	0.33269	0.010	15.00107	0.000e+000	Wt Linear
53 1,1,2-Trichloroethane	0.26642	0.27439	0.27439	0.010	-2.99225	50.00000	Averaged
54 1,3-Dichloropropane	0.47148	0.48607	0.48607	0.010	-3.09492	50.00000	Averaged
55 Tetrachloroethene	0.29123	0.28750	0.28750	0.010	1.28042	50.00000	Averaged
56 2-Hexanone	0.20255	0.17873	0.17873	0.010	11.76026	50.00000	Averaged
57 Dibromochloromethane	0.26038	0.26298	0.26298	0.010	-0.99882	50.00000	Averaged
58 1,2-Dibromoethane	0.25910	0.26078	0.26078	0.010	-0.64782	50.00000	Averaged
59 Chlorobenzene	0.88494	0.85359	0.85359	0.300	3.54309	50.00000	Averaged
60 1,1,1,2-Tetrachloroethane	0.29679	0.31335	0.31335	0.010	-5.57957	50.00000	Averaged
61 Ethylbenzene	0.43600	0.44630	0.44630	0.010	-2.36293	20.00000	Averaged
62 m + p-Xylene	0.55551	0.58490	0.58490	0.010	-5.29035	50.00000	Averaged
M 63 Xylenes (total)	0.54610	0.57354	0.57354	0.010	-5.02471	50.00000	Averaged
64 Xylene-o	0.52727	0.55082	0.55082	0.010	-4.46497	50.00000	Averaged
65 Styrene	50.00000	48.65362	0.88890	0.010	2.69277	0.000e+000	Wt Linear
66 Bromoform	0.16996	0.16708	0.16708	0.100	1.69285	50.00000	Averaged
67 Isopropylbenzene	50.00000	47.00114	1.32931	0.010	5.99771	0.000e+000	Wt Linear
68 1,1,2,2-Tetrachloroethane	0.61699	0.62455	0.62455	0.300	-1.22548	50.00000	Averaged
69 1,4-Dichloro-2-butene	50.00000	39.50156	0.10456	0.010	20.99687	0.000e+000	Wt Linear
70 1,2,3-Trichloropropane	0.19022	0.18478	0.18478	0.010	2.86233	50.00000	Averaged
71 Bromobenzene	0.60671	0.60405	0.60405	0.010	0.43790	50.00000	Averaged
72 n-Propylbenzene	0.60509	0.63452	0.63452	0.010	-4.86329	50.00000	Averaged
73 2-Chlorotoluene	0.55340	0.58031	0.58031	0.010	-4.86384	50.00000	Averaged
74 1,3,5-Trimethylbenzene	50.00000	49.07121	1.90013	0.010	1.85757	0.000e+000	Wt Linear
75 4-Chlorotoluene	0.57473	0.58194	0.58194	0.010	-1.25441	50.00000	Averaged
76 tert-Butylbenzene	50.00000	43.81020	1.50434	0.010	12.37960	0.000e+000	Wt Linear
77 1,2,4-Trimethylbenzene	50.00000	49.71164	1.98176	0.010	0.57672	0.000e+000	Wt Linear
78 sec-Butylbenzene	50.00000	45.70880	2.06073	0.010	8.58241	0.000e+000	Wt Linear
79 4-Isopropyltoluene	50.00000	47.00846	1.81407	0.010	5.98307	0.000e+000	Wt Linear
80 1,3-Dichlorobenzene	1.17953	1.17157	1.17157	0.010	0.67504	50.00000	Averaged
81 1,4-Dichlorobenzene	1.28191	1.19434	1.19434	0.010	6.83135	50.00000	Averaged
82 n-Butylbenzene	50.00000	41.89361	1.33020	0.010	16.21279	0.000e+000	Wt Linear
83 1,2-Dichlorobenzene	1.20682	1.20798	1.20798	0.010	-0.09604	50.00000	Averaged
84 1,2-Dibromo-3-chloropropane	0.10727	0.09855	0.09855	0.010	8.13402	50.00000	Averaged
85 1,2,4-Trichlorobenzene	0.64714	0.58685	0.58685	0.010	9.31592	50.00000	Averaged
86 Hexachlorobutadiene	0.27317	0.25056	0.25056	0.010	8.27643	50.00000	Averaged
87 Naphthalene	50.00000	44.98492	1.44028	0.010	10.03016	0.000e+000	Quadratic
88 1,2,3-Trichlorobenzene	0.60012	0.60786	0.60786	0.010	-1.29080	50.00000	Averaged
98 Cyclohexane	0.44560	0.42115	0.42115	0.010	5.48635	50.00000	Averaged
143 Methyl Acetate	0.20530	0.20544	0.20544	0.010	-0.06883	50.00000	Averaged

Data File: \\cansvr11\dd\chem\MSV\a3ux10.i\P90903A.b\UXX4575.D
Report Date: 03-Sep-2009 15:47

TestAmerica North Canton

CONTINUING CALIBRATION COMPOUNDS

Instrument ID: a3ux10.i Injection Date: 03-SEP-2009 12:57
Lab File ID: UXX4575.D Init. Cal. Date(s): 31-JUL-2008 27-JUL-2009
Analysis Type: WATER Init. Cal. Times: 12:40 15:41
Lab Sample ID: 50NG-CC Quant Type: ISTD
Method: \\cansvr11\dd\chem\MSV\a3ux10.i\P90903A.b\8260LLUX10.m

COMPOUND	RRF / AMOUNT	RF50	CCAL RRF50	MIN RRF	%D / %DRIFT	MAX %D / %DRIFT	CURVE TYPE
144 Methylcyclohexane	0.43009	0.37429	0.37429	0.010	12.97394	50.00000	Averaged
141 1,3,5-Trichlorobenzene	0.76447	0.71882	0.71882	0.010	5.97190	50.00000	Averaged
149 Vinyl Acetate-86	0.04196	0.04383	0.04383	0.010	-4.45503	50.00000	Averaged

Data File: \\cansvr11\dd\chem\MSV\a3ux10.i\P90903A.b\UXX4576.D
Report Date: 03-Sep-2009 13:34

TestAmerica North Canton

CONTINUING CALIBRATION COMPOUNDS

Instrument ID: a3ux10.i Injection Date: 03-SEP-2009 13:18
Lab File ID: UXX4576.D Init. Cal. Date(s): 31-JUL-2008 27-JUL-2009
Analysis Type: WATER Init. Cal. Times: 12:40 15:41
Lab Sample ID: 50NG-A9CC Quant Type: ISTD
Method: \\cansvr11\dd\chem\MSV\a3ux10.i\P90903A.b\8260LLUX10.m

COMPOUND	RRF / AMOUNT	RF50	CCAL RRF50	MIN RRF	%D / %DRIFT	MAX %D / %DRIFT	CURVE TYPE	
14 Dichlorofluoromethane	0.41854	0.29995	0.29995	0.010	28.33438	50.00000	Averaged	
89 Ethyl Ether	0.20529	0.21597	0.21597	0.010	-5.20148	50.00000	Averaged	
91 3-Chloropropene	0.13273	0.11137	0.11137	0.010	16.09349	50.00000	Averaged	
92 Isopropyl Ether	0.20933	0.20217	0.20217	0.010	3.42079	50.00000	Averaged	
93 2-Chloro-1,3-butadiene	0.29074	0.28202	0.28202	0.010	3.00109	50.00000	Averaged	
94 Propionitrile	0.03349	0.03202	0.03202	0.010	4.37388	50.00000	Averaged	
95 Ethyl Acetate	0.18369	0.18697	0.18697	0.010	-1.78552	50.00000	Averaged	
96 Methacrylonitrile	0.13046	0.12897	0.12897	0.010	1.13963	50.00000	Averaged	
97 Isobutanol	0.00984	0.00772	0.00772	0.010	21.59744	50.00000	Averaged	<-
99 n-Butanol	0.00796	0.00576	0.00576	0.010	27.70641	50.00000	Averaged	<-
100 Methyl Methacrylate	0.14895	0.12809	0.12809	0.010	14.00452	50.00000	Averaged	
101 2-Nitropropane	0.03600	0.03456	0.03456	0.010	4.01522	50.00000	Averaged	
103 Cyclohexanone	0.06996	0.03980	0.03980	0.010	43.10571	50.00000	Averaged	
146 2-Methylnaphthalene	100	69.35663	0.54983	0.010	30.64337	0.000e+000	Wt Linear	
153 t-Butyl ethyl ether	0.66247	0.51438	0.51438	0.010	22.35410	50.00000	Averaged	
154 t-Amyl methyl ether	0.58974	0.45012	0.45012	0.010	23.67451	50.00000	Averaged	
155 1,2,3-Trimethylbenzene	2.29752	2.21961	2.21961	0.010	3.39111	50.00000	Averaged	

5A

VOLATILE ORGANIC GC/MS TUNING AND MASS CALIBRATION - BROMOFLUOROBENZENE (BFB)

Lab Name: NORTH CANTON Contract:

Lab Code: TACAN Case No.: SAS No.: SDG No.: 9H26266

Lab File ID: BFB239 BFB Injection Date: 07/21/09

Instrument ID: A3UX15 BFB Injection Time: 1309

Matrix: (soil/water) WATER Level: (low/med) LOW Column: (pack/cap) CAP

m/e	ION ABUNDANCE CRITERIA	% RELATIVE ABUNDANCE
50	15.0 - 40.0% of mass 95	18.8
75	30.0 - 60.0% of mass 95	45.2
95	Base Peak, 100% relative abundance	100.0
96	5.0 - 9.0% of mass 95	6.6
173	Less than 2.0% of mass 174	0.7 (0.8)1
174	50.0 - 100.0% of mass 95	89.4
175	5.0 - 9.0% of mass 174	6.4 (7.1)1
176	Greater than 95.0%, but less than 101.0% of mass 174	86.8 (97.2)1
177	5.0 - 9.0% of mass 176	5.9 (6.8)2

1-Value is % of mass 174 2-Value is % of mass 176

THIS TUNE APPLIES TO THE FOLLOWING SAMPLES, MS, MSD, BLANKS, AND STANDARDS:

	EPA SAMPLE NO.	LAB SAMPLE ID	LAB FILE ID	DATE ANALYZED	TIME ANALYZED
01	VSTD040	200NG-IC	UXC4109	07/21/09	1354
02	VSTD020	100NG-IC	UXC4110	07/21/09	1417
03	VSTD010	50NG-IC	UXC4111	07/21/09	1441
04	VSTD005	25NG-IC	UXC4112	07/21/09	1504
05	VSTD002	10NG-IC	UXC4113	07/21/09	1528
06	VSTD001	5NG-IC	UXC4114	07/21/09	1551
07	VSTD040	200NG-A9IC	UXC4116	07/21/09	1637
08	VSTD020	100NG-A9IC	UXC4117	07/21/09	1701
09	VSTD010	50NG-A9IC	UXC4118	07/21/09	1724
10	VSTD005	25NG-A9IC	UXC4119	07/21/09	1747
11	VSTD002	10NG-A9IC	UXC4120	07/21/09	1810
12	VSTD001	5NG-A9IC	UXC4121	07/21/09	1834
13					
14					
15					
16					
17					
18					
19					
20					
21					
22					

Report Date : 22-Jul-2009 10:12

TestAmerica North Canton

INITIAL CALIBRATION DATA

Start Cal Date : 21-JUL-2009 13:54
End Cal Date : 21-JUL-2009 18:34
Quant Method : ISTD
Origin : Disabled
Target Version : 4.14
Integrator : HP RTE
Method file : \\cansvr11\dd\chem\MSV\a3ux15.i\C90721B-IC.b\8260LLUX15.m
Last Edit : 22-Jul-2009 10:11 a3ux15.i
Curve Type : Average

Calibration File Names:
Level 1: \\cansvr11\dd\chem\MSV\a3ux15.i\C90721B-IC.b\UXC4121.D
Level 2: \\cansvr11\dd\chem\MSV\a3ux15.i\C90721B-IC.b\UXC4120.D
Level 3: \\cansvr11\dd\chem\MSV\a3ux15.i\C90721B-IC.b\UXC4119.D
Level 4: \\cansvr11\dd\chem\MSV\a3ux15.i\C90721B-IC.b\UXC4118.D
Level 5: \\cansvr11\dd\chem\MSV\a3ux15.i\C90721B-IC.b\UXC4117.D
Level 6: \\cansvr11\dd\chem\MSV\a3ux15.i\C90721B-IC.b\UXC4116.D

	Compound	5.000 Level 1	10.000 Level 2	25.000 Level 3	50.000 Level 4	100.000 Level 5	200.000 Level 6	RRF	% RSD
8	Dichlorodifluoromethane	0.14996	0.16189	0.16701	0.19347	0.19740	0.17454	0.17405	10.595
9	Chloromethane	0.42224	0.41533	0.37540	0.38941	0.40771	0.38248	0.39876	4.764
10	Vinyl Chloride	0.30070	0.31883	0.30010	0.31534	0.33175	0.31658	0.31388	3.815
11	Bromomethane	0.15319	0.12733	0.12402	0.12189	0.12205	0.10148	0.12499	13.254
12	Chloroethane	0.17300	0.16965	0.16172	0.17097	0.16629	0.15536	0.16617	3.977
13	Trichlorofluoromethane	0.27287	0.27635	0.25819	0.27427	0.27769	0.26927	0.27144	2.624
14	Dichlorofluoromethane	0.28803	0.31291	0.31908	0.32315	0.33462	0.33167	0.31824	5.286
15	Acrolein	0.03066	0.03516	0.03521	0.03826	0.03960	0.03918	0.03635	9.322
16	Acetone	0.10886	0.08517	0.06785	0.06534	0.06614	0.06481	0.07636	23.171
17	1,1-Dichloroethene	0.17594	0.19848	0.19278	0.20049	0.20536	0.19692	0.19499	5.238
18	Freon-113	0.12194	0.13822	0.13850	0.15251	0.15058	0.14945	0.14187	8.151
19	Iodomethane	0.33470	0.35658	0.35058	0.35262	0.35799	0.35381	0.35105	2.405
20	Carbon Disulfide	0.50637	0.57114	0.56736	0.58981	0.61941	0.61973	0.57897	7.280
21	Methylene Chloride	0.26730	0.25542	0.22925	0.22411	0.22382	0.21746	0.23623	8.541
22	Acetonitrile	0.02611	0.02386	0.02344	0.02379	0.02468	0.02493	0.02447	4.031
23	Acrylonitrile	0.08808	0.09180	0.09220	0.09612	0.10033	0.10071	0.09487	5.338
24	Methyl tert-butyl ether	0.42264	0.46700	0.47076	0.48399	0.49929	0.48048	0.47069	5.551
25	trans-1,2-Dichloroethene	0.20486	0.21663	0.21795	0.22650	0.22422	0.22334	0.21892	3.591
26	Hexane	0.03988	0.04844	0.05018	0.05427	0.05518	0.05426	0.05037	11.481
27	Vinyl acetate	0.29200	0.28800	0.31726	0.35923	0.37607	0.37008	0.33377	11.886
28	1,1-Dichloroethane	0.39807	0.40779	0.40894	0.43152	0.43473	0.43182	0.41881	3.751
29	tert-Butyl Alcohol	0.01044	0.01163	0.01177	0.01294	0.01329	0.01289	0.01216	8.853
30	2-Butanone	0.09720	0.08719	0.09957	0.09952	0.10330	0.10371	0.09842	6.131
M 31	1,2-Dichloroethene (total)	0.21118	0.22609	0.22652	0.23037	0.23344	0.22947	0.22618	3.460
32	cis-1,2-dichloroethene	0.21750	0.23555	0.23508	0.23424	0.24266	0.23561	0.23344	3.592
33	2,2-Dichloropropane	0.15898	0.18010	0.18289	0.19708	0.19976	0.19556	0.18573	8.263
34	Bromochloromethane	0.11311	0.11326	0.11498	0.11661	0.11886	0.11686	0.11561	1.945
35	Chloroform	0.30616	0.32995	0.33880	0.34479	0.35006	0.34873	0.33641	4.922

Report Date : 22-Jul-2009 10:12

TestAmerica North Canton

INITIAL CALIBRATION DATA

Start Cal Date : 21-JUL-2009 13:54
End Cal Date : 21-JUL-2009 18:34
Quant Method : ISTD
Origin : Disabled
Target Version : 4.14
Integrator : HP RTE
Method file : \\cansvr11\dd\chem\MSV\a3ux15.i\C90721B-IC.b\8260LLUX15.m
Last Edit : 22-Jul-2009 10:11 a3ux15.i
Curve Type : Average

	Compound	5.000 Level 1	10.000 Level 2	25.000 Level 3	50.000 Level 4	100.000 Level 5	200.000 Level 6	RRF	% RSD	
	36 Tetrahydrofuran	0.04991	0.06166	0.06234	0.06497	0.06412	0.06654	0.06159	9.723	
	37 1,1,1-Trichloroethane	0.22756	0.24679	0.24912	0.26578	0.27299	0.27034	0.25543	6.847	
	38 1,1-Dichloropropene	0.24547	0.26972	0.28345	0.29222	0.29879	0.29842	0.28134	7.356	
	39 Carbon Tetrachloride	0.17740	0.19895	0.21346	0.22280	0.23604	0.23585	0.21408	10.666	
	40 1,2-Dichloroethane	0.25804	0.29041	0.29449	0.29918	0.30148	0.30414	0.29129	5.842	
	41 Benzene	0.84063	0.88680	0.88381	0.91538	0.95051	0.95524	0.90539	4.846	
	42 Trichloroethene	0.22486	0.24101	0.24424	0.24173	0.25474	0.25675	0.24389	4.704	
	43 1,2-Dichloropropane	0.21600	0.23472	0.22786	0.24542	0.25518	0.25204	0.23854	6.339	
	44 1,4-Dioxane	0.00136	0.00173	0.00164	0.00180	0.00191	0.00189	0.00172	11.765	<-
	45 Dibromomethane	0.09411	0.10586	0.11248	0.11595	0.11869	0.11960	0.11112	8.738	
	46 Bromodichloromethane	0.17348	0.19643	0.21133	0.23508	0.24194	0.24505	0.21722	13.158	
	47 2-Chloroethyl vinyl ether	0.09625	0.11201	0.12170	0.09608	0.10154	0.09683	0.10407	10.148	
	48 cis-1,3-Dichloropropene	0.21728	0.24459	0.27869	0.30351	0.32032	0.33359	0.28300	15.949	
	49 4-Methyl-2-pentanone	0.14857	0.15549	0.18017	0.18997	0.20379	0.21010	0.18135	13.839	
	50 Toluene	1.05949	1.15285	1.15941	1.20402	1.21186	1.27070	1.17639	6.062	
	51 trans-1,3-Dichloropropene	0.20623	0.25370	0.29536	0.32020	0.33932	0.34632	0.29352	18.539	
	52 Ethyl Methacrylate	0.17883	0.21705	0.24886	0.28400	0.30319	0.31079	0.25712	20.230	
	53 1,1,2-Trichloroethane	0.18917	0.20576	0.21668	0.21794	0.22506	0.22363	0.21304	6.356	
	54 1,3-Dichloropropane	0.34174	0.37577	0.38415	0.40110	0.40536	0.40862	0.38612	6.533	
	55 Tetrachloroethene	0.21985	0.24874	0.24982	0.24438	0.25162	0.25583	0.24504	5.263	
	56 2-Hexanone	0.10301	0.13154	0.15024	0.15984	0.17214	0.17570	0.14875	18.501	
	57 Dibromochloromethane	0.13845	0.15291	0.18445	0.20753	0.22516	0.23436	0.19048	20.433	
	58 1,2-Dibromoethane	0.18751	0.20988	0.22637	0.23011	0.23709	0.24088	0.22197	9.022	
	59 Chlorobenzene	0.72628	0.76751	0.79135	0.79741	0.82559	0.83422	0.79040	5.011	
	60 1,1,1,2-Tetrachloroethane	0.17071	0.21128	0.22213	0.24500	0.25187	0.26274	0.22729	14.801	
	61 Ethylbenzene	0.36706	0.40216	0.41734	0.43008	0.44277	0.44865	0.41801	7.213	
	62 m + p-Xylene	0.44547	0.49984	0.51786	0.53257	0.55236	0.57222	0.52005	8.556	
M	63 Xylenes (total)	0.44059	0.49233	0.50936	0.52837	0.54467	0.56012	0.51257	8.342	
	64 Xylene-o	0.43084	0.47732	0.49237	0.51996	0.52929	0.53592	0.49762	7.972	
	65 Styrene	0.59766	0.68717	0.77591	0.82875	0.89971	0.92655	0.78596	16.079	
	66 Bromoform	0.07246	0.08727	0.10392	0.11958	0.13499	0.14752	0.11095	25.751	<-
	67 Isopropylbenzene	1.02960	1.19572	1.23798	1.32624	1.36869	1.44217	1.26673	11.538	
	68 1,1,2,2-Tetrachloroethane	0.40227	0.41227	0.45574	0.48102	0.49183	0.48728	0.45507	8.613	
	69 1,4-Dichloro-2-butene	0.10046	0.12870	0.15454	0.15791	0.17256	0.16761	0.14696	18.647	
	70 1,2,3-Trichloropropane	0.14195	0.13731	0.14953	0.14625	0.14837	0.14565	0.14484	3.121	
	71 Bromobenzene	0.53499	0.56924	0.59539	0.60051	0.60634	0.62128	0.58796	5.279	

Report Date : 22-Jul-2009 10:12

TestAmerica North Canton

INITIAL CALIBRATION DATA

Start Cal Date : 21-JUL-2009 13:54
End Cal Date : 21-JUL-2009 18:34
Quant Method : ISTD
Origin : Disabled
Target Version : 4.14
Integrator : HP RTE
Method file : \\cansvr11\dd\chem\MSV\a3ux15.i\C90721B-IC.b\8260LLUX15.m
Last Edit : 22-Jul-2009 10:11 a3ux15.i
Curve Type : Average

	Compound	5.000 Level 1	10.000 Level 2	25.000 Level 3	50.000 Level 4	100.000 Level 5	200.000 Level 6	RRF	% RSD	
72	n-Propylbenzene	0.52143	0.57289	0.64169	0.66319	0.66923	0.68336	0.62530	10.250	
73	2-Chlorotoluene	0.49670	0.53804	0.55614	0.57674	0.58903	0.58267	0.55655	6.261	
74	1,3,5-Trimethylbenzene	1.52575	1.68878	1.85370	1.93345	2.02771	2.08311	1.85208	11.428	
75	4-Chlorotoluene	0.51815	0.55735	0.57285	0.58439	0.59609	0.58794	0.56946	5.007	
76	tert-Butylbenzene	1.37450	1.53386	1.63298	1.68134	1.73372	1.82644	1.63047	9.756	
77	1,2,4-Trimethylbenzene	1.61278	1.72799	1.92984	2.00417	2.06520	2.14556	1.91426	10.711	
78	sec-Butylbenzene	1.89694	2.14491	2.36173	2.43581	2.52049	2.65152	2.33523	11.704	
79	4-Isopropyltoluene	1.60604	1.77756	1.97641	2.07540	2.15826	2.24218	1.97264	12.211	
80	1,3-Dichlorobenzene	1.13100	1.13378	1.17319	1.18579	1.20193	1.23496	1.17677	3.411	
81	1,4-Dichlorobenzene	1.13612	1.13610	1.17230	1.19972	1.22157	1.26442	1.18837	4.247	
82	n-Butylbenzene	1.32696	1.47474	1.66610	1.77800	1.84660	1.90451	1.66615	13.516	
83	1,2-Dichlorobenzene	1.01909	1.12214	1.13958	1.17747	1.17437	1.19650	1.13819	5.653	
84	1,2-Dibromo-3-chloropropane	0.06441	0.06711	0.08275	0.09322	0.09439	0.10213	0.08400	18.383	
85	1,2,4-Trichlorobenzene	0.78466	0.82265	0.86628	0.85175	0.86273	0.88067	0.84479	4.177	
86	Hexachlorobutadiene	0.31371	0.33696	0.34255	0.34516	0.32772	0.33445	0.33342	3.435	
87	Naphthalene	1.42260	1.63277	1.82364	1.86899	1.91993	2.01127	1.77987	12.110	
88	1,2,3-Trichlorobenzene	0.69003	0.74301	0.76046	0.77129	0.75206	0.76755	0.74740	4.005	
89	Ethyl Ether	0.23349	0.23119	0.24241	0.24353	0.24050	0.23475	0.23765	2.168	
90	Ethanol	+++++	+++++	+++++	+++++	+++++	+++++	+++++	+++++	<-
91	3-Chloropropene	0.10264	0.10710	0.10837	0.11543	0.12285	0.12464	0.11350	7.883	
92	Isopropyl Ether	0.18821	0.18995	0.19783	0.20572	0.21255	0.21024	0.20075	5.160	
93	2-Chloro-1,3-butadiene	0.29636	0.30137	0.32239	0.32920	0.34734	0.35051	0.32453	6.960	
94	Propionitrile	0.02887	0.02818	0.03214	0.03352	0.03216	0.03424	0.03152	7.818	
95	Ethyl Acetate	0.16935	0.15240	0.16558	0.17688	0.18006	0.18718	0.17191	7.132	
96	Methacrylonitrile	0.12593	0.11480	0.12053	0.12923	0.12894	0.13017	0.12493	4.870	
97	Isobutanol	0.00516	0.00470	0.00483	0.00534	0.00522	0.00566	0.00515	6.769	<-
98	Cyclohexane	0.40785	0.47368	0.49728	0.53054	0.54276	0.54652	0.49977	10.632	
99	n-Butanol	0.00323	0.00378	0.00451	0.00478	0.00506	0.00555	0.00449	18.990	<-
100	Methyl Methacrylate	0.13610	0.12468	0.14022	0.14275	0.15276	0.15832	0.14247	8.419	
101	2-Nitropropane	0.01458	0.01589	0.01678	0.01613	0.01924	0.02264	0.01755	16.701	
102	Chloropicrin	+++++	+++++	+++++	+++++	+++++	+++++	+++++	+++++	<-
103	Cyclohexanone	+++++	+++++	+++++	+++++	+++++	+++++	+++++	+++++	<-
104	Pentachloroethane	+++++	+++++	+++++	+++++	+++++	+++++	+++++	+++++	<-
105	Benzyl Chloride	+++++	+++++	+++++	+++++	+++++	+++++	+++++	+++++	<-
134	Thiophene	+++++	+++++	+++++	+++++	+++++	+++++	+++++	+++++	<-
135	Crotononitrile(1st Isomer)	+++++	+++++	+++++	+++++	+++++	+++++	+++++	+++++	<-

Report Date : 22-Jul-2009 10:12

TestAmerica North Canton

INITIAL CALIBRATION DATA

Start Cal Date : 21-JUL-2009 13:54
End Cal Date : 21-JUL-2009 18:34
Quant Method : ISTD
Origin : Disabled
Target Version : 4.14
Integrator : HP RTE
Method file : \\cansvr11\dd\chem\MSV\a3ux15.i\C90721B-IC.b\8260LLUX15.m
Last Edit : 22-Jul-2009 10:11 a3ux15.i
Curve Type : Average

	Compound	5.000 Level 1	10.000 Level 2	25.000 Level 3	50.000 Level 4	100.000 Level 5	200.000 Level 6	RRF	% RSD	
	136 Crotononitrile(2nd Isomer)	+++++	+++++	+++++	+++++	+++++	+++++	+++++	+++++	<-
M	137 Total Crotononitrile	+++++	+++++	+++++	+++++	+++++	+++++	+++++	+++++	<-
	138 Paraldehyde	+++++	+++++	+++++	+++++	+++++	+++++	+++++	+++++	<-
	139 3,3,5-Trimethylcyclohexanone	+++++	+++++	+++++	+++++	+++++	+++++	+++++	+++++	<-
	140 1-Chlorohexane	+++++	+++++	+++++	+++++	+++++	+++++	+++++	+++++	<-
	141 1,3,5-Trichlorobenzene	0.86960	0.91012	0.91430	0.94077	0.95337	0.96163	0.92497	3.682	
	143 Methyl Acetate	0.17636	0.18994	0.19367	0.19158	0.19797	0.19427	0.19063	3.935	
	144 Methylcyclohexane	0.32789	0.36881	0.39062	0.41555	0.43046	0.43806	0.39523	10.580	
	145 Dimethoxymethane	+++++	+++++	+++++	+++++	+++++	+++++	+++++	+++++	<-
	146 2-Methylnaphthalene	0.71704	0.76667	0.93582	1.13357	1.22337	1.27793	1.00907	23.582	
	147 Tetrahydrothiophene	+++++	+++++	+++++	+++++	+++++	+++++	+++++	+++++	<-
	148 1,4-Dichlorobutane	+++++	+++++	+++++	+++++	+++++	+++++	+++++	+++++	<-
	151 Ethyl Acrylate	+++++	+++++	+++++	+++++	+++++	+++++	+++++	+++++	<-
	152 Vinyl Acetate-86	0.02023	0.02429	0.02915	0.03313	0.03461	0.03411	0.02925	20.126	
	153 1,3-Butadiene	+++++	+++++	+++++	+++++	+++++	+++++	+++++	+++++	<-
	154 n-Heptane	+++++	+++++	+++++	+++++	+++++	+++++	+++++	+++++	<-
	155 tert-Butyl Ethyl Ether	0.50542	0.54150	0.58597	0.58515	0.64254	0.66031	0.58681	9.992	
	156 tert-Amyl Methyl Ether	0.35055	0.35660	0.39755	0.39498	0.44396	0.46411	0.40129	11.361	
	157 1,2,3-Trimethylbezene	1.66768	1.76084	2.02084	2.14293	2.26752	2.33230	2.03202	13.284	
$	4 Dibromofluoromethane	0.21016	0.20995	0.20629	0.20566	0.21032	0.21099	0.20889	1.100	
$	5 1,2-Dichloroethane-d4	0.25874	0.24393	0.24253	0.24115	0.25030	0.24693	0.24726	2.632	
$	6 Toluene-d8	1.07648	1.07840	1.04466	1.06793	1.08868	1.09926	1.07590	1.741	
$	7 Bromofluorobenzene	0.37935	0.36265	0.37137	0.38290	0.39789	0.39585	0.38167	3.591	

VOLATILE ORGANIC GC/MS TUNING AND MASS CALIBRATION - BROMOFLUOROBENZENE (BFB)

Lab Name: NORTH CANTON Contract:

Lab Code: TACAN Case No.: SAS No.: SDG No.: 9H26266

Lab File ID: BFB282 BFB Injection Date: 09/09/09

Instrument ID: A3UX15 BFB Injection Time: 2112

Matrix: (soil/water) WATER Level: (low/med) LOW Column: (pack/cap) CAP

m/e	ION ABUNDANCE CRITERIA	% RELATIVE ABUNDANCE
50	15.0 - 40.0% of mass 95	22.5
75	30.0 - 60.0% of mass 95	45.8
95	Base Peak, 100% relative abundance	100.0
96	5.0 - 9.0% of mass 95	6.6
173	Less than 2.0% of mass 174	0.8 (0.9)1
174	50.0 - 100.0% of mass 95	87.6
175	5.0 - 9.0% of mass 174	6.1 (7.0)1
176	Greater than 95.0%, but less than 101.0% of mass 174	83.2 (95.0)1
177	5.0 - 9.0% of mass 176	4.7 (5.7)2

1-Value is % of mass 174 2-Value is % of mass 176

THIS TUNE APPLIES TO THE FOLLOWING SAMPLES, MS, MSD, BLANKS, AND STANDARDS:

	EPA SAMPLE NO.	LAB SAMPLE ID	LAB FILE ID	DATE ANALYZED	TIME ANALYZED
01	VSTD010	50NG-CC	UXC5288	09/09/09	2159
02	VSTD010	50NG-A9CC	UXC5289	09/09/09	2222
03	LKM2LCHK	LKM2L1AC	UXC5290	09/09/09	2246
04	LKM2LCKDUP	LKM2L1AD	UXC5291	09/09/09	2309
05	LKM2LBLK	LKM2L1AA	UXC5292	09/09/09	2333
06	MSA-MW23D-08	LJ4561AA	UXC5298	09/10/09	0153
07	MSA-MW23S-08	LJ46M1AM	UXC5299	09/10/09	0216
08	MSA-MW26S-08	LJ4631A0	UXC5300	09/10/09	0239
09	TB-083109-01	LJ4671AA	UXC5301	09/10/09	0302
10	TB-083109-02	LJ47A1AA	UXC5302	09/10/09	0325
11	MSA-MW22D-08	LJ47C1AM	UXC5303	09/10/09	0349
12	MSA-MW25S-08	LJ47F1A0	UXC5304	09/10/09	0412
13	MSA-MW25I-08	LJ47H1AM	UXC5305	09/10/09	0435
14					
15					
16					
17					
18					
19					
20					
21					
22					

Data File: \\cansvr11\dd\chem\MSV\a3ux15.i\C90909B.b\UXC5288.D
Report Date: 10-Sep-2009 07:20

TestAmerica North Canton

CONTINUING CALIBRATION COMPOUNDS

Instrument ID: a3ux15.i
Lab File ID: UXC5288.D
Analysis Type: WATER
Lab Sample ID: 50NG-CC
Method: \\cansvr11\dd\chem\MSV\a3ux15.i\C90909B.b\8260LLUX15.m

Injection Date: 09-SEP-2009 21:59
Init. Cal. Date(s): 21-JUL-2009 21-JUL-2009
Init. Cal. Times: 13:54 18:34
Quant Type: ISTD

COMPOUND	RRF / AMOUNT	RF50	CCAL RRF50	MIN RRF	%D / %DRIFT	MAX %D / %DRIFT	CURVE TYPE
$ 4 Dibromofluoromethane	0.20889	0.21821	0.21821	0.010	-4.46244	50.00000	Averaged
$ 5 1,2-Dichloroethane-d4	0.24726	0.26726	0.26726	0.010	-8.08698	50.00000	Averaged
$ 6 Toluene-d8	1.07590	1.06667	1.06667	0.010	0.85825	50.00000	Averaged
$ 7 Bromofluorobenzene	0.38167	0.36087	0.36087	0.010	5.45057	50.00000	Averaged
8 Dichlorodifluoromethane	0.17405	0.09266	0.09266	0.010	46.76194	50.00000	Averaged
9 Chloromethane	0.39876	0.30353	0.30353	0.100	23.88202	50.00000	Averaged
10 Vinyl Chloride	0.31388	0.26709	0.26709	0.010	14.90773	20.00000	Averaged
11 Bromomethane	0.12499	0.11879	0.11879	0.010	4.96269	50.00000	Averaged
12 Chloroethane	0.16617	0.14540	0.14540	0.010	12.49947	50.00000	Averaged
13 Trichlorofluoromethane	0.27144	0.28445	0.28445	0.010	-4.79235	50.00000	Averaged
15 Acrolein	0.03635	0.01634	0.01634	0.010	55.04556	50.00000	Averaged <-
16 Acetone	100	101	0.06792	0.010	-0.66375	0.000e+000	Wt Linear
17 1,1-Dichloroethene	0.19499	0.20250	0.20250	0.010	-3.84763	20.00000	Averaged
18 Freon-113	0.14187	0.13581	0.13581	0.010	4.26953	50.00000	Averaged
19 Iodomethane	0.35105	0.39227	0.39227	0.010	-11.74407	50.00000	Averaged
20 Carbon Disulfide	0.57897	0.58000	0.58000	0.010	-0.17846	50.00000	Averaged
21 Methylene Chloride	0.23623	0.26738	0.26738	0.010	-13.18765	50.00000	Averaged
22 Acetonitrile	0.02447	0.02709	0.02709	0.010	-10.73206	50.00000	Averaged
23 Acrylonitrile	0.09487	0.09248	0.09248	0.010	2.52358	50.00000	Averaged
24 Methyl tert-butyl ether	0.47069	0.43292	0.43292	0.010	8.02584	50.00000	Averaged
25 trans-1,2-Dichloroethene	0.21892	0.23371	0.23371	0.010	-6.75529	50.00000	Averaged
26 Hexane	0.05037	0.03592	0.03592	0.010	28.68794	20.00000	Averaged <-
27 Vinyl acetate	0.33377	0.16921	0.16921	0.010	49.30451	50.00000	Averaged
28 1,1-Dichloroethane	0.41881	0.46421	0.46421	0.100	-10.84067	50.00000	Averaged
29 tert-Butyl Alcohol	0.01216	0.01018	0.01018	0.010	16.25824	50.00000	Averaged
30 2-Butanone	0.09842	0.09083	0.09083	0.010	7.70559	50.00000	Averaged
M 31 1,2-Dichloroethene (total)	0.22618	0.23962	0.23962	0.010	-5.94169	50.00000	Averaged
32 cis-1,2-dichloroethene	0.23344	0.24553	0.24553	0.010	-5.17871	50.00000	Averaged
33 2,2-Dichloropropane	0.18573	0.17968	0.17968	0.010	3.25558	50.00000	Averaged
34 Bromochloromethane	0.11561	0.12557	0.12557	0.010	-8.61167	50.00000	Averaged
35 Chloroform	0.33641	0.40309	0.40309	0.010	-19.82026	20.00000	Averaged
36 Tetrahydrofuran	0.06159	0.05076	0.05076	0.010	17.57951	50.00000	Averaged
37 1,1,1-Trichloroethane	0.25543	0.29241	0.29241	0.010	-14.47770	50.00000	Averaged
38 1,1-Dichloropropene	0.28134	0.28624	0.28624	0.010	-1.73990	50.00000	Averaged
39 Carbon Tetrachloride	0.21408	0.25586	0.25586	0.010	-19.51696	50.00000	Averaged
40 1,2-Dichloroethane	0.29129	0.35760	0.35760	0.010	-22.76397	50.00000	Averaged
41 Benzene	0.90539	0.96689	0.96689	0.010	-6.79190	50.00000	Averaged
42 Trichloroethene	0.24389	0.25189	0.25189	0.010	-3.28092	50.00000	Averaged
43 1,2-Dichloropropane	0.23854	0.25964	0.25964	0.010	-8.84834	20.00000	Averaged
44 1,4-Dioxane	0.00172	0.00161	0.00161	0.010	6.35803	50.00000	Averaged <-
45 Dibromomethane	0.11112	0.12236	0.12236	0.010	-10.11908	50.00000	Averaged
46 Bromodichloromethane	0.21722	0.25166	0.25166	0.010	-15.85569	50.00000	Averaged
47 2-Chloroethyl vinyl ether	0.10407	0.08051	0.08051	0.010	22.63849	50.00000	Averaged

Data File: \\cansvr11\dd\chem\MSV\a3ux15.i\C90909B.b\UXC5288.D
Report Date: 10-Sep-2009 07:20

TestAmerica North Canton

CONTINUING CALIBRATION COMPOUNDS

Instrument ID: a3ux15.i Injection Date: 09-SEP-2009 21:59
Lab File ID: UXC5288.D Init. Cal. Date(s): 21-JUL-2009 21-JUL-2009
Analysis Type: WATER Init. Cal. Times: 13:54 18:34
Lab Sample ID: 50NG-CC Quant Type: ISTD
Method: \\cansvr11\dd\chem\MSV\a3ux15.i\C90909B.b\8260LLUX15.m

COMPOUND	RRF / AMOUNT	RF50	CCAL RRF50	MIN RRF	%D / %DRIFT	MAX %D / %DRIFT	CURVE TYPE
48 cis-1,3-Dichloropropene	50.00000	42.55320	0.26644	0.010	14.89360	0.000e+000	Wt Linear
49 4-Methyl-2-pentanone	0.18135	0.16900	0.16900	0.010	6.81052	50.00000	Averaged
50 Toluene	1.17639	1.27045	1.27045	0.010	-7.99547	20.00000	Averaged
51 trans-1,3-Dichloropropene	50.00000	38.97487	0.25340	0.010	22.05027	0.000e+000	Wt Linear
52 Ethyl Methacrylate	50.00000	41.80568	0.24272	0.010	16.38863	0.000e+000	Wt Linear
53 1,1,2-Trichloroethane	0.21304	0.22859	0.22859	0.010	-7.30088	50.00000	Averaged
54 1,3-Dichloropropane	0.38612	0.40532	0.40532	0.010	-4.97186	50.00000	Averaged
55 Tetrachloroethene	0.24504	0.24652	0.24652	0.010	-0.60268	50.00000	Averaged
56 2-Hexanone	100	87.16914	0.14459	0.010	12.83086	0.000e+000	Wt Linear
57 Dibromochloromethane	50.00000	49.51896	0.21704	0.010	0.96209	0.000e+000	Wt Linear
58 1,2-Dibromoethane	0.22197	0.22598	0.22598	0.010	-1.80402	50.00000	Averaged
59 Chlorobenzene	0.79040	0.83295	0.83295	0.300	-5.38385	50.00000	Averaged
60 1,1,1,2-Tetrachloroethane	0.22729	0.26842	0.26842	0.010	-18.09566	50.00000	Averaged
61 Ethylbenzene	0.41801	0.42223	0.42223	0.010	-1.01019	20.00000	Averaged
62 m + p-Xylene	0.52005	0.54847	0.54847	0.010	-5.46390	50.00000	Averaged
M 63 Xylenes (total)	0.51257	0.53244	0.53244	0.010	-3.87631	50.00000	Averaged
64 Xylene-o	0.49762	0.50039	0.50039	0.010	-0.55799	50.00000	Averaged
65 Styrene	50.00000	49.36016	0.86623	0.010	1.27967	0.000e+000	Wt Linear
66 Bromoform	50.00000	42.80717	0.11282	0.100	14.38565	0.000e+000	Wt Linear
67 Isopropylbenzene	1.26673	1.21215	1.21215	0.010	4.30890	50.00000	Averaged
68 1,1,2,2-Tetrachloroethane	0.45507	0.44153	0.44153	0.300	2.97646	50.00000	Averaged
69 1,4-Dichloro-2-butene	50.00000	16.04592	0.04718	0.010	67.90817	0.000e+000	Wt Linear
70 1,2,3-Trichloropropane	0.14484	0.13722	0.13722	0.010	5.26001	50.00000	Averaged
71 Bromobenzene	0.58796	0.57958	0.57958	0.010	1.42474	50.00000	Averaged
72 n-Propylbenzene	0.62530	0.57052	0.57052	0.010	8.76072	50.00000	Averaged
73 2-Chlorotoluene	0.55655	0.54041	0.54041	0.010	2.90044	50.00000	Averaged
74 1,3,5-Trimethylbenzene	1.85208	1.79740	1.79740	0.010	2.95245	50.00000	Averaged
75 4-Chlorotoluene	0.56946	0.56799	0.56799	0.010	0.25785	50.00000	Averaged
76 tert-Butylbenzene	1.63047	1.41199	1.41199	0.010	13.40014	50.00000	Averaged
77 1,2,4-Trimethylbenzene	1.91426	1.89335	1.89335	0.010	1.09227	50.00000	Averaged
78 sec-Butylbenzene	2.33523	2.05421	2.05421	0.010	12.03419	50.00000	Averaged
79 4-Isopropyltoluene	1.97264	1.80189	1.80189	0.010	8.65577	50.00000	Averaged
80 1,3-Dichlorobenzene	1.17677	1.10895	1.10895	0.010	5.76388	50.00000	Averaged
81 1,4-Dichlorobenzene	1.18837	1.15099	1.15099	0.010	3.14528	50.00000	Averaged
82 n-Butylbenzene	1.66615	1.43024	1.43024	0.010	14.15936	50.00000	Averaged
83 1,2-Dichlorobenzene	1.13819	1.12821	1.12821	0.010	0.87660	50.00000	Averaged
84 1,2-Dibromo-3-chloropropane	50.00000	36.50026	0.06814	0.010	26.99948	0.000e+000	Wt Linear
85 1,2,4-Trichlorobenzene	0.84479	0.66799	0.66799	0.010	20.92774	50.00000	Averaged
86 Hexachlorobutadiene	0.33342	0.27686	0.27686	0.010	16.96613	50.00000	Averaged
87 Naphthalene	1.77987	1.24610	1.24610	0.010	29.98943	50.00000	Averaged
88 1,2,3-Trichlorobenzene	0.74740	0.63644	0.63644	0.010	14.84656	50.00000	Averaged
98 Cyclohexane	0.49977	0.42487	0.42487	0.010	14.98603	50.00000	Averaged
143 Methyl Acetate	0.19063	0.19910	0.19910	0.010	-4.44060	50.00000	Averaged

Data File: \\cansvr11\dd\chem\MSV\a3ux15.i\C90909B.b\UXC5288.D
Report Date: 10-Sep-2009 07:20

TestAmerica North Canton

CONTINUING CALIBRATION COMPOUNDS

Instrument ID: a3ux15.i Injection Date: 09-SEP-2009 21:59
Lab File ID: UXC5288.D Init. Cal. Date(s): 21-JUL-2009 21-JUL-2009
Analysis Type: WATER Init. Cal. Times: 13:54 18:34
Lab Sample ID: 50NG-CC Quant Type: ISTD
Method: \\cansvr11\dd\chem\MSV\a3ux15.i\C90909B.b\8260LLUX15.m

COMPOUND	RRF / AMOUNT	RF50	CCAL RRF50	MIN RRF	%D / %DRIFT	MAX %D / %DRIFT	CURVE TYPE
144 Methylcyclohexane	0.39523	0.30151	0.30151	0.010	23.71277	50.00000	Averaged
141 1,3,5-Trichlorobenzene	0.92497	0.79244	0.79244	0.010	14.32728	50.00000	Averaged
152 Vinyl Acetate-86	50.00000	22.84189	0.01411	0.010	54.31623	0.000e+000	Wt Linear

Data File: \\cansvr11\dd\chem\MSV\a3ux15.i\C90909B.b\UXC5289.D
Report Date: 09-Sep-2009 22:41

TestAmerica North Canton

CONTINUING CALIBRATION COMPOUNDS

Instrument ID: a3ux15.i Injection Date: 09-SEP-2009 22:22
Lab File ID: UXC5289.D Init. Cal. Date(s): 21-JUL-2009 21-JUL-2009
Analysis Type: WATER Init. Cal. Times: 13:54 18:34
Lab Sample ID: 50NG-A9CC Quant Type: ISTD
Method: \\cansvr11\dd\chem\MSV\a3ux15.i\C90909B.b\8260LLUX15.m

COMPOUND	RRF / AMOUNT	RF50	CCAL RRF50	MIN RRF	%D / %DRIFT	MAX %D / %DRIFT	CURVE TYPE	
14 Dichlorofluoromethane	0.31824	0.35217	0.35217	0.010	-10.65982	50.00000	Averaged	
89 Ethyl Ether	0.23765	0.24207	0.24207	0.010	-1.86099	50.00000	Averaged	
91 3-Chloropropene	0.11350	0.09646	0.09646	0.010	15.01229	50.00000	Averaged	
92 Isopropyl Ether	0.20075	0.20683	0.20683	0.010	-3.03025	50.00000	Averaged	
93 2-Chloro-1,3-butadiene	0.32453	0.33236	0.33236	0.010	-2.41350	50.00000	Averaged	
94 Propionitrile	0.03152	0.03051	0.03051	0.010	3.19990	50.00000	Averaged	
95 Ethyl Acetate	0.17191	0.18116	0.18116	0.010	-5.38472	50.00000	Averaged	
96 Methacrylonitrile	0.12493	0.12136	0.12136	0.010	2.85696	50.00000	Averaged	
97 Isobutanol	0.00515	0.00631	0.00631	0.010	-22.54304	50.00000	Averaged	<-
99 n-Butanol	1000	817	0.00413	0.010	18.29967	0.000e+000	Wt Linear	<-
100 Methyl Methacrylate	0.14247	0.16216	0.16216	0.010	-13.82186	50.00000	Averaged	
101 2-Nitropropane	100	182	0.03379	0.010	-81.75520	0.000e+000	Quadratic	
146 2-Methylnaphthalene	100	50.01848	0.55184	0.010	49.98152	0.000e+000	Wt Linear	
155 tert-Butyl Ethyl Ether	0.58681	0.50019	0.50019	0.010	14.76124	50.00000	Averaged	
156 tert-Amyl Methyl Ether	0.40129	0.32855	0.32855	0.010	18.12685	50.00000	Averaged	
157 1,2,3-Trimethylbezene	2.03202	2.08411	2.08411	0.010	-2.56366	50.00000	Averaged	

MATRIX SPIKE SAMPLE EVALUATION REPORT

GC/MS Volatiles

Client Lot #...:	9H26266	**Work Order #...:**	LJL361AC-MS LJL361AD-MSD	**Matrix.....:**	WATER
MS Lot-Sample #:	A9H220154-005				
Date Sampled...:	08/21/09 10:00	**Date Received..:**	08/22/09		
Prep Date.....:	08/31/09	**Analysis Date..:**	08/31/09		
Prep Batch #...:	9244342				
Dilution Factor:	20	**Initial Wgt/Vol:**	5 mL	**Final Wgt/Vol..:**	5 mL

PARAMETER	PERCENT RECOVERY	RECOVERY LIMITS	RPD	RPD LIMITS	METHOD
Benzene	**92**	**(78 - 118)**			**SW846 8260B**
	94	**(78 - 118)**	**1.3**	**(0-20)**	**SW846 8260B**
Chlorobenzene	**80**	**(76 - 117)**			**SW846 8260B**
	80	**(76 - 117)**	**0.82**	**(0-20)**	**SW846 8260B**
1,1-Dichloroethene	**87**	**(62 - 130)**			**SW846 8260B**
	88	**(62 - 130)**	**1.1**	**(0-20)**	**SW846 8260B**
Toluene	**82**	**(70 - 119)**			**SW846 8260B**
	84	**(70 - 119)**	**1.8**	**(0-20)**	**SW846 8260B**
Trichloroethene	**81**	**(62 - 130)**			**SW846 8260B**
	83	**(62 - 130)**	**1.9**	**(0-20)**	**SW846 8260B**

SURROGATE	PERCENT RECOVERY	RECOVERY LIMITS
Dibromofluoromethane	104	(73 - 122)
	102	(73 - 122)
1,2-Dichloroethane-d4	94	(61 - 128)
	91	(61 - 128)
Toluene-d8	93	(76 - 110)
	93	(76 - 110)
4-Bromofluorobenzene	108	(74 - 116)
	108	(74 - 116)

NOTE(S):

Calculations are performed before rounding to avoid round-off errors in calculated results.

Bold print denotes control parameters

MATRIX SPIKE SAMPLE DATA REPORT

GC/MS Volatiles

Client Lot #...: 9H26266 **Work Order #...:** LJL361AC-MS **Matrix.....:** WATER
MS Lot-Sample #: A9H220154-005 LJL361AD-MSD
Date Sampled...: 08/21/09 10:00 **Date Received..:** 08/22/09
Prep Date.....: 08/31/09 **Analysis Date..:** 08/31/09
Prep Batch #...: 9244342
Dilution Factor: 20 **Initial Wgt/Vol:** 5 mL **Final Wgt/Vol..:** 5 mL

PARAMETER	SAMPLE AMOUNT	SPIKE AMT	MEASRD AMOUNT	UNITS	PERCNT RECVRY	RPD	METHOD
Benzene	ND	200	180	ug/L	92		SW846 8260B
	ND	200	190	ug/L	94	1.3	SW846 8260B
Chlorobenzene	ND	200	160	ug/L	80		SW846 8260B
	ND	200	160	ug/L	80	0.82	SW846 8260B
1,1-Dichloroethene	ND	200	170	ug/L	87		SW846 8260B
	ND	200	180	ug/L	88	1.1	SW846 8260B
Toluene	ND	200	160	ug/L	82		SW846 8260B
	ND	200	170	ug/L	84	1.8	SW846 8260B
Trichloroethene	66	200	230	ug/L	81		SW846 8260B
	66	200	230	ug/L	83	1.9	SW846 8260B

SURROGATE	PERCENT RECOVERY	RECOVERY LIMITS
Dibromofluoromethane	104	(73 - 122)
	102	(73 - 122)
1,2-Dichloroethane-d4	94	(61 - 128)
	91	(61 - 128)
Toluene-d8	93	(76 - 110)
	93	(76 - 110)
4-Bromofluorobenzene	108	(74 - 116)
	108	(74 - 116)

NOTE(S):

Calculations are performed before rounding to avoid round-off errors in calculated results.

Bold print denotes control parameters

MATRIX SPIKE SAMPLE EVALUATION REPORT

GC/MS Volatiles

Client Lot #...:	9H26266	**Work Order #...:**	LJ2R21AC-MS	**Matrix.....:**	WATER
MS Lot-Sample #:	A9H290163-019		LJ2R21AD-MSD		
Date Sampled...:	08/28/09 12:08	**Date Received..:**	08/29/09		
Prep Date.....:	09/03/09	**Analysis Date..:**	09/03/09		
Prep Batch #...:	9246350				
Dilution Factor:	1	**Initial Wgt/Vol:**	5 mL	**Final Wgt/Vol..:**	5 mL

PARAMETER	PERCENT RECOVERY	RECOVERY LIMITS	RPD	RPD LIMITS	METHOD
Benzene	**93**	**(78 - 118)**			**SW846 8260B**
	95	**(78 - 118)**	**3.0**	**(0-20)**	**SW846 8260B**
Chlorobenzene	**92**	**(76 - 117)**			**SW846 8260B**
	93	**(76 - 117)**	**1.8**	**(0-20)**	**SW846 8260B**
1,1-Dichloroethene	**82**	**(62 - 130)**			**SW846 8260B**
	86	**(62 - 130)**	**4.5**	**(0-20)**	**SW846 8260B**
Toluene	**95**	**(70 - 119)**			**SW846 8260B**
	98	**(70 - 119)**	**3.0**	**(0-20)**	**SW846 8260B**
Trichloroethene	**84**	**(62 - 130)**			**SW846 8260B**
	87	**(62 - 130)**	**3.6**	**(0-20)**	**SW846 8260B**

SURROGATE	PERCENT RECOVERY	RECOVERY LIMITS
Dibromofluoromethane	88	(73 - 122)
	86	(73 - 122)
1,2-Dichloroethane-d4	82	(61 - 128)
	80	(61 - 128)
Toluene-d8	99	(76 - 110)
	98	(76 - 110)
4-Bromofluorobenzene	107	(74 - 116)
	105	(74 - 116)

NOTE(S):

Calculations are performed before rounding to avoid round-off errors in calculated results.

Bold print denotes control parameters

MATRIX SPIKE SAMPLE DATA REPORT

GC/MS Volatiles

Client Lot #...:	9H26266	**Work Order #...:**	LJ2R21AC-MS	**Matrix.....:**	WATER
MS Lot-Sample #:	A9H290163-019		LJ2R21AD-MSD		
Date Sampled...:	08/28/09 12:08	**Date Received..:**	08/29/09		
Prep Date.....:	09/03/09	**Analysis Date..:**	09/03/09		
Prep Batch #...:	9246350				
Dilution Factor:	1	**Initial Wgt/Vol:**	5 mL	**Final Wgt/Vol..:**	5 mL

PARAMETER	SAMPLE AMOUNT	SPIKE AMT	MEASRD AMOUNT	UNITS	PERCNT RECVRY	RPD	METHOD
Benzene	**ND**	**10**	**9.3**	**ug/L**	**93**		**SW846 8260B**
	ND	**10**	**9.5**	**ug/L**	**95**	**3.0**	**SW846 8260B**
Chlorobenzene	**ND**	**10**	**9.2**	**ug/L**	**92**		**SW846 8260B**
	ND	**10**	**9.3**	**ug/L**	**93**	**1.8**	**SW846 8260B**
1,1-Dichloroethene	**ND**	**10**	**8.2**	**ug/L**	**82**		**SW846 8260B**
	ND	**10**	**8.6**	**ug/L**	**86**	**4.5**	**SW846 8260B**
Toluene	**ND**	**10**	**9.5**	**ug/L**	**95**		**SW846 8260B**
	ND	**10**	**9.8**	**ug/L**	**98**	**3.0**	**SW846 8260B**
Trichloroethene	**ND**	**10**	**8.4**	**ug/L**	**84**		**SW846 8260B**
	ND	**10**	**8.7**	**ug/L**	**87**	**3.6**	**SW846 8260B**

SURROGATE	PERCENT RECOVERY	RECOVERY LIMITS
Dibromofluoromethane	88	(73 - 122)
	86	(73 - 122)
1,2-Dichloroethane-d4	82	(61 - 128)
	80	(61 - 128)
Toluene-d8	99	(76 - 110)
	98	(76 - 110)
4-Bromofluorobenzene	107	(74 - 116)
	105	(74 - 116)

NOTE(S):

Calculations are performed before rounding to avoid round-off errors in calculated results.

Bold print denotes control parameters

SW846 8260B METHOD BLANK SUMMARY

BLANK WORKORDER NO.: LJ5JF1AA

Lab Name: TestAmerica Laboratories, Inc.

Lab Code: TALCAN

SDG Number: 9H26266

Lab File ID: UXX4466.D

Lot Number: A9H270136

Date Analyzed: 08/31/09

Time Analyzed: 13:52

Matrix: WATER

Date Extracted: 08/31/09

GC Column: DB 624 ID: .18

Extraction Method: 5030B/8260B

Instrument ID: UX10

Level: (low/med) LOW

THIS METHOD BLANK APPLIES TO THE FOLLOWING SAMPLES, LCS, LCSD, MS , MSD:

	CLIENT ID.	SAMPLE WORK ORDER #	LAB FILE ID	DATE ANALYZED	TIME ANALYZED
01	INTRA-LAB QC	LJL361AA	UXX4487.D	08/31/09	21:21
02	LAB MS/MSD	LJL361AC S	UXX4488.D	08/31/09	21:42
03	LAB MS/MSD	LJL361AD D	UXX4489.D	08/31/09	22:04
04	MSA-MW28I-082609	LJVQ51AA	UXX4471.D	08/31/09	15:39
05	MSA-MW20S-082609	LJVRW1AM	UXX4472.D	08/31/09	16:00
06	MSA-MW16S-082609	LJVR11A0	UXX4474.D	08/31/09	16:43
07	MSA-MW16I-082609	LJVR21AM	UXX4475.D	08/31/09	17:04
08	TB-082609	LJVR41AA	UXX4476.D	08/31/09	17:26
09	CHECK SAMPLE	LJ5JF1AC C	UXX4463.D	08/31/09	12:47
10	DUPLICATE CHECK	LJ5JF1AD L	UXX4464.D	08/31/09	13:09
11					
12					
13					
14					
15					
16					
17					
18					
19					
20					
21					
22					
23					
24					
25					
26					
27					
28					
29					
30					

COMMENTS:

FORM IV

METHOD BLANK REPORT

GC/MS Volatiles

Client Lot #...: 9H26266 **Work Order #...:** LJ5JF1AA **Matrix.....:** WATER
MB Lot-Sample #: A9I010000-342

Prep Date.....: 08/31/09 **Final Wgt/Vol..:** 5 mL
Analysis Date..: 08/31/09 **Prep Batch #...:** 9244342
Dilution Factor: 1 **Initial Wgt/Vol:** 5 mL

PARAMETER	RESULT	REPORTING LIMIT	UNITS	METHOD
cis-1,2-Dichloroethene	ND	1.0	ug/L	SW846 8260B
trans-1,2-Dichloroethene	ND	1.0	ug/L	SW846 8260B
Acetone	**2.5 J**	**5.0**	**ug/L**	**SW846 8260B**
Bromobenzene	ND	1.0	ug/L	SW846 8260B
Bromochloromethane	ND	1.0	ug/L	SW846 8260B
Bromodichloromethane	ND	1.0	ug/L	SW846 8260B
2-Butanone	ND	5.0	ug/L	SW846 8260B
n-Butylbenzene	**0.59 J**	**1.0**	**ug/L**	**SW846 8260B**
sec-Butylbenzene	ND	1.0	ug/L	SW846 8260B
tert-Butylbenzene	ND	1.0	ug/L	SW846 8260B
Carbon disulfide	ND	1.0	ug/L	SW846 8260B
Dibromochloromethane	ND	1.0	ug/L	SW846 8260B
1,2-Dibromo-3-chloro-propane	ND	2.0	ug/L	SW846 8260B
2-Chloroethyl vinyl ether	ND	5.0	ug/L	SW846 8260B
2-Chlorotoluene	ND	1.0	ug/L	SW846 8260B
4-Chlorotoluene	ND	1.0	ug/L	SW846 8260B
1,2-Dibromoethane	ND	1.0	ug/L	SW846 8260B
Dibromomethane	ND	1.0	ug/L	SW846 8260B
1,2-Dichlorobenzene	ND	1.0	ug/L	SW846 8260B
1,3-Dichlorobenzene	ND	1.0	ug/L	SW846 8260B
1,4-Dichlorobenzene	ND	1.0	ug/L	SW846 8260B
Dichlorodifluoromethane	ND	1.0	ug/L	SW846 8260B
1,3-Dichloropropane	ND	1.0	ug/L	SW846 8260B
2,2-Dichloropropane	ND	1.0	ug/L	SW846 8260B
1,1-Dichloropropene	ND	1.0	ug/L	SW846 8260B
Trichlorofluoromethane	ND	1.0	ug/L	SW846 8260B
Hexachlorobutadiene	ND	1.0	ug/L	SW846 8260B
2-Hexanone	ND	5.0	ug/L	SW846 8260B
Isopropylbenzene	ND	1.0	ug/L	SW846 8260B
p-Isopropyltoluene	ND	1.0	ug/L	SW846 8260B
tert-Butyl alcohol	ND	20	ug/L	SW846 8260B
4-Methyl-2-pentanone	ND	5.0	ug/L	SW846 8260B
Naphthalene	**0.94 J**	**1.0**	**ug/L**	**SW846 8260B**
n-Propylbenzene	ND	1.0	ug/L	SW846 8260B
Styrene	ND	1.0	ug/L	SW846 8260B
1,1,1,2-Tetrachloroethane	ND	1.0	ug/L	SW846 8260B
1,2,3-Trichlorobenzene	ND	1.0	ug/L	SW846 8260B
1,2,4-Trichloro-benzene	ND	1.0	ug/L	SW846 8260B
1,2,3-Trichloropropane	ND	1.0	ug/L	SW846 8260B

(Continued on next page)

METHOD BLANK REPORT

GC/MS Volatiles

Client Lot #...: 9H26266 **Work Order #...:** LJ5JF1AA **Matrix.....:** WATER

PARAMETER	RESULT	REPORTING LIMIT	UNITS	METHOD
1,1,2-Trichloro-1,2,2-trifluoroethane	ND	1.0	ug/L	SW846 8260B
1,2,4-Trimethylbenzene	ND	1.0	ug/L	SW846 8260B
Vinyl acetate	ND	2.0	ug/L	SW846 8260B
o-Xylene	ND	1.0	ug/L	SW846 8260B
Xylenes (total)	ND	2.0	ug/L	SW846 8260B
Methyl tert-butyl ether	ND	5.0	ug/L	SW846 8260B
m-Xylene & p-Xylene	ND	2.0	ug/L	SW846 8260B
1,2,3-Trimethylbenzene	ND	5.0	ug/L	SW846 8260B
Diisopropyl Ether (DIPE)	ND	5.0	ug/L	SW846 8260B
Ethyl-t-Butyl Ether (ETBE	ND	5.0	ug/L	SW846 8260B
Tert-amyl methyl ether (T	ND	5.0	ug/L	SW846 8260B
Benzene	ND	1.0	ug/L	SW846 8260B
Bromoform	ND	1.0	ug/L	SW846 8260B
Bromomethane	ND	1.0	ug/L	SW846 8260B
Carbon tetrachloride	ND	1.0	ug/L	SW846 8260B
Chlorobenzene	ND	1.0	ug/L	SW846 8260B
Chloroethane	ND	1.0	ug/L	SW846 8260B
Chloroform	ND	1.0	ug/L	SW846 8260B
Chloromethane	ND	1.0	ug/L	SW846 8260B
1,1-Dichloroethane	ND	1.0	ug/L	SW846 8260B
1,2-Dichloroethane	ND	1.0	ug/L	SW846 8260B
1,1-Dichloroethene	ND	1.0	ug/L	SW846 8260B
1,2-Dichloropropane	ND	1.0	ug/L	SW846 8260B
cis-1,3-Dichloropropene	ND	1.0	ug/L	SW846 8260B
trans-1,3-Dichloropropene	ND	1.0	ug/L	SW846 8260B
Ethylbenzene	ND	1.0	ug/L	SW846 8260B
Methylene chloride	ND	1.0	ug/L	SW846 8260B
1,1,2,2-Tetrachloroethane	ND	1.0	ug/L	SW846 8260B
Tetrachloroethene	ND	1.0	ug/L	SW846 8260B
Toluene	ND	1.0	ug/L	SW846 8260B
1,1,1-Trichloroethane	ND	1.0	ug/L	SW846 8260B
Trichloroethene	ND	1.0	ug/L	SW846 8260B
Vinyl chloride	ND	1.0	ug/L	SW846 8260B
1,4-Dioxane	ND	50	ug/L	SW846 8260B

SURROGATE	PERCENT RECOVERY	RECOVERY LIMITS
Dibromofluoromethane	95	(73 - 122)
1,2-Dichloroethane-d4	89	(61 - 128)
Toluene-d8	89	(76 - 110)
4-Bromofluorobenzene	90	(74 - 116)

NOTE(S):

Calculations are performed before rounding to avoid round-off errors in calculated results.

(Continued on next page)

METHOD BLANK REPORT

GC/MS Volatiles

Client Lot #...: 9H26266 Work Order #...: LJ5JF1AA Matrix.....: WATER

NOTE(S):

J Estimated result. Result is less than RL.

SW846 8260B METHOD BLANK SUMMARY

BLANK WORKORDER NO.: LJ9NC1AA

Lab Name: TestAmerica Laboratories, Inc.

Lab Code: TALCAN

SDG Number: 9H26266

Lab File ID: UXX4551.D

Lot Number: A9H280119

Date Analyzed: 09/03/09

Time Analyzed: 01:02

Matrix: WATER

Date Extracted: 09/03/09

GC Column: DB 624 ID: .18

Extraction Method: 5030B/8260B

Instrument ID: UX10

Level: (low/med) LOW

THIS METHOD BLANK APPLIES TO THE FOLLOWING SAMPLES, LCS, LCSD, MS , MSD:

	CLIENT ID.	SAMPLE WORK ORDER #	LAB FILE ID	DATE ANALYZED	TIME ANALYZED
01	MSA-MW16D-082709	LJX311AA	UXX4566.D	09/03/09	06:20
02	MSA-MW20I-082709	LJX4P1AM	UXX4567.D	09/03/09	06:42
03	MSA-MW20D-082709	LJX4Q1AM	UXX4568.D	09/03/09	07:03
04	TB-082709	LJX4R1AA	UXX4569.D	09/03/09	07:25
05	INTRA-LAB QC	LJ2R21AA	UXX4552.D	09/03/09	01:23
06	LAB MS/MSD	LJ2R21AC S	UXX4553.D	09/03/09	01:44
07	LAB MS/MSD	LJ2R21AD D	UXX4554.D	09/03/09	02:05
08	CHECK SAMPLE	LJ9NC1AC C	UXX4548.D	09/02/09	23:58
09	DUPLICATE CHECK	LJ9NC1AD L	UXX4549.D	09/03/09	00:19
10					
11					
12					
13					
14					
15					
16					
17					
18					
19					
20					
21					
22					
23					
24					
25					
26					
27					
28					
29					
30					

COMMENTS:

FORM IV

METHOD BLANK REPORT

GC/MS Volatiles

Client Lot #...: 9H26266 **Work Order #...:** LJ9NC1AA **Matrix.....:** WATER
MB Lot-Sample #: A9I030000-350

Prep Date.....: 09/03/09 **Final Wgt/Vol..:** 5 mL
Analysis Date..: 09/03/09 **Prep Batch #...:** 9246350
Dilution Factor: 1 **Initial Wgt/Vol:** 5 mL

PARAMETER	RESULT	REPORTING LIMIT	UNITS	METHOD
Bromobenzene	ND	1.0	ug/L	SW846 8260B
Bromochloromethane	ND	1.0	ug/L	SW846 8260B
Bromodichloromethane	ND	1.0	ug/L	SW846 8260B
2-Butanone	ND	5.0	ug/L	SW846 8260B
n-Butylbenzene	**0.59 J**	**1.0**	**ug/L**	**SW846 8260B**
sec-Butylbenzene	ND	1.0	ug/L	SW846 8260B
tert-Butylbenzene	ND	1.0	ug/L	SW846 8260B
Carbon disulfide	ND	1.0	ug/L	SW846 8260B
Dibromochloromethane	ND	1.0	ug/L	SW846 8260B
1,2-Dibromo-3-chloro-propane	ND	2.0	ug/L	SW846 8260B
Dibromomethane	ND	1.0	ug/L	SW846 8260B
1,2-Dichlorobenzene	ND	1.0	ug/L	SW846 8260B
1,3-Dichlorobenzene	ND	1.0	ug/L	SW846 8260B
1,4-Dichlorobenzene	ND	1.0	ug/L	SW846 8260B
Dichlorodifluoromethane	ND	1.0	ug/L	SW846 8260B
cis-1,2-Dichloroethene	ND	1.0	ug/L	SW846 8260B
trans-1,2-Dichloroethene	ND	1.0	ug/L	SW846 8260B
Trichlorofluoromethane	ND	1.0	ug/L	SW846 8260B
2-Hexanone	ND	5.0	ug/L	SW846 8260B
Isopropylbenzene	ND	1.0	ug/L	SW846 8260B
Diisopropyl Ether (DIPE)	ND	5.0	ug/L	SW846 8260B
p-Isopropyltoluene	ND	1.0	ug/L	SW846 8260B
tert-Butyl alcohol	ND	20	ug/L	SW846 8260B
4-Methyl-2-pentanone	ND	5.0	ug/L	SW846 8260B
Naphthalene	**0.96 J**	**1.0**	**ug/L**	**SW846 8260B**
n-Propylbenzene	ND	1.0	ug/L	SW846 8260B
Styrene	ND	1.0	ug/L	SW846 8260B
1,1,1,2-Tetrachloroethane	ND	1.0	ug/L	SW846 8260B
1,2,3-Trichlorobenzene	ND	1.0	ug/L	SW846 8260B
1,2,4-Trichloro-benzene	ND	1.0	ug/L	SW846 8260B
1,2,3-Trichloropropane	ND	1.0	ug/L	SW846 8260B
1,2,4-Trimethylbenzene	ND	1.0	ug/L	SW846 8260B
o-Xylene	ND	1.0	ug/L	SW846 8260B
Methyl tert-butyl ether	ND	5.0	ug/L	SW846 8260B
m-Xylene & p-Xylene	ND	2.0	ug/L	SW846 8260B
1,2-Dibromoethane	ND	1.0	ug/L	SW846 8260B
Tert-amyl methyl ether (T	ND	5.0	ug/L	SW846 8260B
1,2,3-Trimethylbenzene	ND	5.0	ug/L	SW846 8260B
Ethyl-t-Butyl Ether (ETBE	ND	5.0	ug/L	SW846 8260B

(Continued on next page)

METHOD BLANK REPORT

GC/MS Volatiles

Client Lot #...: 9H26266 **Work Order #...:** LJ9NC1AA **Matrix.....:** WATER

PARAMETER	RESULT	REPORTING LIMIT	UNITS	METHOD
Acetone	**1.3 J**	**5.0**	**ug/L**	**SW846 8260B**
2-Chloroethyl vinyl ether	ND	5.0	ug/L	SW846 8260B
2-Chlorotoluene	ND	1.0	ug/L	SW846 8260B
4-Chlorotoluene	ND	1.0	ug/L	SW846 8260B
1,3-Dichloropropane	ND	1.0	ug/L	SW846 8260B
2,2-Dichloropropane	ND	1.0	ug/L	SW846 8260B
1,1-Dichloropropene	ND	1.0	ug/L	SW846 8260B
Hexachlorobutadiene	ND	1.0	ug/L	SW846 8260B
1,1,2-Trichloro-1,2,2-trifluoroethane	ND	1.0	ug/L	SW846 8260B
Vinyl acetate	ND	2.0	ug/L	SW846 8260B
Xylenes (total)	ND	2.0	ug/L	SW846 8260B
Benzene	ND	1.0	ug/L	SW846 8260B
Bromoform	ND	1.0	ug/L	SW846 8260B
Bromomethane	ND	1.0	ug/L	SW846 8260B
Carbon tetrachloride	ND	1.0	ug/L	SW846 8260B
Chlorobenzene	ND	1.0	ug/L	SW846 8260B
Chloroethane	ND	1.0	ug/L	SW846 8260B
Chloroform	ND	1.0	ug/L	SW846 8260B
Chloromethane	ND	1.0	ug/L	SW846 8260B
1,1-Dichloroethane	ND	1.0	ug/L	SW846 8260B
1,2-Dichloroethane	ND	1.0	ug/L	SW846 8260B
1,1-Dichloroethene	ND	1.0	ug/L	SW846 8260B
1,2-Dichloropropane	ND	1.0	ug/L	SW846 8260B
cis-1,3-Dichloropropene	ND	1.0	ug/L	SW846 8260B
trans-1,3-Dichloropropene	ND	1.0	ug/L	SW846 8260B
Ethylbenzene	ND	1.0	ug/L	SW846 8260B
Methylene chloride	ND	1.0	ug/L	SW846 8260B
1,1,2,2-Tetrachloroethane	ND	1.0	ug/L	SW846 8260B
Tetrachloroethene	ND	1.0	ug/L	SW846 8260B
Toluene	ND	1.0	ug/L	SW846 8260B
1,1,1-Trichloroethane	ND	1.0	ug/L	SW846 8260B
Trichloroethene	ND	1.0	ug/L	SW846 8260B
Vinyl chloride	ND	1.0	ug/L	SW846 8260B

SURROGATE	PERCENT RECOVERY	RECOVERY LIMITS
Dibromofluoromethane	87	(73 - 122)
1,2-Dichloroethane-d4	84	(61 - 128)
Toluene-d8	91	(76 - 110)
4-Bromofluorobenzene	87	(74 - 116)

NOTE(S):

Calculations are performed before rounding to avoid round-off errors in calculated results.

J Estimated result. Result is less than RL.

SW846 8260B METHOD BLANK SUMMARY

BLANK WORKORDER NO.: LJ9XH1AA

Lab Name: TestAmerica Laboratories, Inc.

Lab Code: TALCAN SDG Number: 9H26266

Lab File ID: UXX4580.D Lot Number: A9H270136

Date Analyzed: 09/03/09 Time Analyzed: 14:44

Matrix: WATER Date Extracted: 09/03/09

GC Column: DB 624 ID: .18 Extraction Method: 5030B/8260B

Instrument ID: UX10 Level: (low/med) LOW

THIS METHOD BLANK APPLIES TO THE FOLLOWING SAMPLES, LCS, LCSD, MS , MSD:

	CLIENT ID.	SAMPLE WORK ORDER #	LAB FILE ID	DATE ANALYZED	TIME ANALYZED
01	MSA-MW15I-082609	LJVR01AM	UXX4582.D	09/03/09	15:27
02	CHECK SAMPLE	LJ9XH1AC C	UXX4577.D	09/03/09	13:39
03	DUPLICATE CHECK	LJ9XH1AD L	UXX4578.D	09/03/09	14:01
04					
05					
06					
07					
08					
09					
10					
11					
12					
13					
14					
15					
16					
17					
18					
19					
20					
21					
22					
23					
24					
25					
26					
27					
28					
29					
30					

COMMENTS:

METHOD BLANK REPORT

GC/MS Volatiles

Client Lot #...: 9H26266 **Work Order #...:** LJ9XH1AA **Matrix.....:** WATER
MB Lot-Sample #: A9I030000-392

Prep Date.....: 09/03/09 **Final Wgt/Vol..:** 5 mL
Analysis Date..: 09/03/09 **Prep Batch #...:** 9246392
Dilution Factor: 1 **Initial Wgt/Vol:** 5 mL

PARAMETER	RESULT	REPORTING LIMIT	UNITS	METHOD
Acetone	**1.7 J**	**5.0**	**ug/L**	**SW846 8260B**
Bromobenzene	ND	1.0	ug/L	SW846 8260B
Bromochloromethane	ND	1.0	ug/L	SW846 8260B
Bromodichloromethane	ND	1.0	ug/L	SW846 8260B
2-Butanone	ND	5.0	ug/L	SW846 8260B
n-Butylbenzene	ND	1.0	ug/L	SW846 8260B
sec-Butylbenzene	ND	1.0	ug/L	SW846 8260B
tert-Butylbenzene	ND	1.0	ug/L	SW846 8260B
Carbon disulfide	ND	1.0	ug/L	SW846 8260B
Dibromochloromethane	ND	1.0	ug/L	SW846 8260B
1,2-Dibromo-3-chloro-propane	ND	2.0	ug/L	SW846 8260B
Dibromomethane	ND	1.0	ug/L	SW846 8260B
1,2-Dichlorobenzene	ND	1.0	ug/L	SW846 8260B
1,3-Dichlorobenzene	ND	1.0	ug/L	SW846 8260B
1,4-Dichlorobenzene	ND	1.0	ug/L	SW846 8260B
Dichlorodifluoromethane	ND	1.0	ug/L	SW846 8260B
cis-1,2-Dichloroethene	ND	1.0	ug/L	SW846 8260B
trans-1,2-Dichloroethene	ND	1.0	ug/L	SW846 8260B
Trichlorofluoromethane	ND	1.0	ug/L	SW846 8260B
2-Hexanone	ND	5.0	ug/L	SW846 8260B
Isopropylbenzene	ND	1.0	ug/L	SW846 8260B
Diisopropyl Ether (DIPE)	ND	5.0	ug/L	SW846 8260B
p-Isopropyltoluene	ND	1.0	ug/L	SW846 8260B
tert-Butyl alcohol	ND	20	ug/L	SW846 8260B
4-Methyl-2-pentanone	ND	5.0	ug/L	SW846 8260B
Naphthalene	**0.94 J**	**1.0**	**ug/L**	**SW846 8260B**
n-Propylbenzene	ND	1.0	ug/L	SW846 8260B
Styrene	ND	1.0	ug/L	SW846 8260B
1,1,1,2-Tetrachloroethane	ND	1.0	ug/L	SW846 8260B
1,2,3-Trichlorobenzene	ND	1.0	ug/L	SW846 8260B
1,2,4-Trichloro-benzene	ND	1.0	ug/L	SW846 8260B
1,2,3-Trichloropropane	ND	1.0	ug/L	SW846 8260B
1,2,4-Trimethylbenzene	ND	1.0	ug/L	SW846 8260B
o-Xylene	ND	1.0	ug/L	SW846 8260B
Methyl tert-butyl ether	ND	5.0	ug/L	SW846 8260B
m-Xylene & p-Xylene	ND	2.0	ug/L	SW846 8260B
1,2-Dibromoethane	ND	1.0	ug/L	SW846 8260B
Tert-amyl methyl ether (T	ND	5.0	ug/L	SW846 8260B
1,2,3-Trimethylbenzene	ND	5.0	ug/L	SW846 8260B

(Continued on next page)

METHOD BLANK REPORT

GC/MS Volatiles

Client Lot #...: 9H26266 **Work Order #...:** LJ9XH1AA **Matrix.....:** WATER

PARAMETER	RESULT	REPORTING LIMIT	UNITS	METHOD
Ethyl-t-Butyl Ether (ETBE	ND	5.0	ug/L	SW846 8260B
2-Chloroethyl vinyl ether	ND	5.0	ug/L	SW846 8260B
2-Chlorotoluene	ND	1.0	ug/L	SW846 8260B
4-Chlorotoluene	ND	1.0	ug/L	SW846 8260B
1,3-Dichloropropane	ND	1.0	ug/L	SW846 8260B
2,2-Dichloropropane	ND	1.0	ug/L	SW846 8260B
1,1-Dichloropropene	ND	1.0	ug/L	SW846 8260B
Hexachlorobutadiene	ND	1.0	ug/L	SW846 8260B
1,1,2-Trichloro-1,2,2-trifluoroethane	ND	1.0	ug/L	SW846 8260B
Vinyl acetate	ND	2.0	ug/L	SW846 8260B
Xylenes (total)	ND	2.0	ug/L	SW846 8260B
Benzene	ND	1.0	ug/L	SW846 8260B
Bromoform	ND	1.0	ug/L	SW846 8260B
Bromomethane	ND	1.0	ug/L	SW846 8260B
Carbon tetrachloride	ND	1.0	ug/L	SW846 8260B
Chlorobenzene	ND	1.0	ug/L	SW846 8260B
Chloroethane	ND	1.0	ug/L	SW846 8260B
Chloroform	ND	1.0	ug/L	SW846 8260B
Chloromethane	ND	1.0	ug/L	SW846 8260B
1,1-Dichloroethane	ND	1.0	ug/L	SW846 8260B
1,2-Dichloroethane	ND	1.0	ug/L	SW846 8260B
1,1-Dichloroethene	ND	1.0	ug/L	SW846 8260B
1,2-Dichloropropane	ND	1.0	ug/L	SW846 8260B
cis-1,3-Dichloropropene	ND	1.0	ug/L	SW846 8260B
trans-1,3-Dichloropropene	ND	1.0	ug/L	SW846 8260B
Ethylbenzene	ND	1.0	ug/L	SW846 8260B
Methylene chloride	ND	1.0	ug/L	SW846 8260B
1,1,2,2-Tetrachloroethane	ND	1.0	ug/L	SW846 8260B
Tetrachloroethene	ND	1.0	ug/L	SW846 8260B
Toluene	ND	1.0	ug/L	SW846 8260B
1,1,1-Trichloroethane	ND	1.0	ug/L	SW846 8260B
Trichloroethene	ND	1.0	ug/L	SW846 8260B
Vinyl chloride	ND	1.0	ug/L	SW846 8260B

SURROGATE	PERCENT RECOVERY	RECOVERY LIMITS
Dibromofluoromethane	90	(73 - 122)
1,2-Dichloroethane-d4	87	(61 - 128)
Toluene-d8	90	(76 - 110)
4-Bromofluorobenzene	86	(74 - 116)

NOTE(S):

Calculations are performed before rounding to avoid round-off errors in calculated results.

J Estimated result. Result is less than RL.

SW846 8260B METHOD BLANK SUMMARY

BLANK WORKORDER NO.: LKM2L1AA

Lab Name: TestAmerica Laboratories, Inc.

Lab Code: TALCAN SDG Number: 9H26266

Lab File ID: UXC5292.D Lot Number: A9I010149

Date Analyzed: 09/09/09 Time Analyzed: 23:33

Matrix: WATER Date Extracted: 09/09/09

GC Column: DB624 ID: .18 Extraction Method: 5030B/8260B

Instrument ID: UX15 Level: (low/med) LOW

THIS METHOD BLANK APPLIES TO THE FOLLOWING SAMPLES, LCS, LCSD, MS , MSD:

	CLIENT ID.	SAMPLE WORK ORDER #	LAB FILE ID	DATE ANALYZED	TIME ANALYZED
01	MSA-MW23D-083109	LJ4561AA	UXC5298.D	09/10/09	01:53
02	MSA-MW23S-083109	LJ46M1AM	UXC5299.D	09/10/09	02:16
03	MSA-MW26S-083109	LJ4631A0	UXC5300.D	09/10/09	02:39
04	TB-083109-01	LJ4671AA	UXC5301.D	09/10/09	03:02
05	TB-083109-02	LJ47A1AA	UXC5302.D	09/10/09	03:25
06	MSA-MW22D-083109	LJ47C1AM	UXC5303.D	09/10/09	03:49
07	MSA-MW25S-083109	LJ47F1A0	UXC5304.D	09/10/09	04:12
08	MSA-MW25I-083109	LJ47H1AM	UXC5305.D	09/10/09	04:35
09	INTRA-LAB QC	LKEXW1AA	UXC5306.D	09/10/09	04:58
10	LAB MS/MSD	LKEXW1AW S	UXC5307.D	09/10/09	05:21
11	LAB MS/MSD	LKEXW1AX D	UXC5308.D	09/10/09	05:44
12	CHECK SAMPLE	LKM2L1AC C	UXC5290.D	09/09/09	22:46
13	DUPLICATE CHECK	LKM2L1AD L	UXC5291.D	09/09/09	23:09
14					
15					
16					
17					
18					
19					
20					
21					
22					
23					
24					
25					
26					
27					
28					
29					
30					

COMMENTS:

FORM IV

METHOD BLANK REPORT

GC/MS Volatiles

Client Lot #...: 9H26266 **Work Order #...:** LKM2L1AA **Matrix.....:** WATER
MB Lot-Sample #: A9I110000-376

Prep Date.....: 09/09/09 **Final Wgt/Vol..:** 5 mL
Analysis Date..: 09/09/09 **Prep Batch #...:** 9254376
Dilution Factor: 1 **Initial Wgt/Vol:** 5 mL

PARAMETER	RESULT	REPORTING LIMIT	UNITS	METHOD
Xylenes (total)	ND	2.0	ug/L	SW846 8260B
Acetone	ND	5.0	ug/L	SW846 8260B
Bromobenzene	ND	1.0	ug/L	SW846 8260B
Bromochloromethane	ND	1.0	ug/L	SW846 8260B
Bromodichloromethane	ND	1.0	ug/L	SW846 8260B
2-Butanone	ND	5.0	ug/L	SW846 8260B
n-Butylbenzene	ND	1.0	ug/L	SW846 8260B
sec-Butylbenzene	ND	1.0	ug/L	SW846 8260B
tert-Butylbenzene	ND	1.0	ug/L	SW846 8260B
Carbon disulfide	ND	1.0	ug/L	SW846 8260B
Dibromochloromethane	ND	1.0	ug/L	SW846 8260B
1,2-Dibromo-3-chloro-propane	ND	2.0	ug/L	SW846 8260B
2-Chloroethyl vinyl ether	ND	5.0	ug/L	SW846 8260B
2-Chlorotoluene	ND	1.0	ug/L	SW846 8260B
4-Chlorotoluene	ND	1.0	ug/L	SW846 8260B
1,2-Dibromoethane	ND	1.0	ug/L	SW846 8260B
Dibromomethane	ND	1.0	ug/L	SW846 8260B
1,2-Dichlorobenzene	ND	1.0	ug/L	SW846 8260B
1,3-Dichlorobenzene	ND	1.0	ug/L	SW846 8260B
1,4-Dichlorobenzene	ND	1.0	ug/L	SW846 8260B
Dichlorodifluoromethane	ND	1.0	ug/L	SW846 8260B
cis-1,2-Dichloroethene	ND	1.0	ug/L	SW846 8260B
trans-1,2-Dichloroethene	ND	1.0	ug/L	SW846 8260B
1,3-Dichloropropane	ND	1.0	ug/L	SW846 8260B
2,2-Dichloropropane	ND	1.0	ug/L	SW846 8260B
1,1-Dichloropropene	ND	1.0	ug/L	SW846 8260B
Trichlorofluoromethane	ND	1.0	ug/L	SW846 8260B
Hexachlorobutadiene	ND	1.0	ug/L	SW846 8260B
2-Hexanone	ND	5.0	ug/L	SW846 8260B
Isopropylbenzene	ND	1.0	ug/L	SW846 8260B
p-Isopropyltoluene	ND	1.0	ug/L	SW846 8260B
tert-Butyl alcohol	ND	20	ug/L	SW846 8260B
4-Methyl-2-pentanone	ND	5.0	ug/L	SW846 8260B
Naphthalene	ND	1.0	ug/L	SW846 8260B
n-Propylbenzene	ND	1.0	ug/L	SW846 8260B
Styrene	ND	1.0	ug/L	SW846 8260B
1,1,1,2-Tetrachloroethane	ND	1.0	ug/L	SW846 8260B
1,2,3-Trichlorobenzene	ND	1.0	ug/L	SW846 8260B
1,2,4-Trichloro-benzene	ND	1.0	ug/L	SW846 8260B

(Continued on next page)

METHOD BLANK REPORT

GC/MS Volatiles

Client Lot #...: 9H26266 **Work Order #...:** LKM2L1AA **Matrix.....:** WATER

PARAMETER	RESULT	REPORTING LIMIT	UNITS	METHOD
1,2,3-Trichloropropane	ND	1.0	ug/L	SW846 8260B
1,1,2-Trichloro-1,2,2-trifluoroethane	ND	1.0	ug/L	SW846 8260B
1,2,4-Trimethylbenzene	ND	1.0	ug/L	SW846 8260B
Vinyl acetate	ND	2.0	ug/L	SW846 8260B
o-Xylene	ND	1.0	ug/L	SW846 8260B
Methyl tert-butyl ether	ND	5.0	ug/L	SW846 8260B
m-Xylene & p-Xylene	ND	2.0	ug/L	SW846 8260B
1,2,3-Trimethylbenzene	ND	5.0	ug/L	SW846 8260B
Diisopropyl Ether (DIPE)	ND	5.0	ug/L	SW846 8260B
Ethyl-t-Butyl Ether (ETBE	ND	5.0	ug/L	SW846 8260B
Tert-amyl methyl ether (T	ND	5.0	ug/L	SW846 8260B
Benzene	ND	1.0	ug/L	SW846 8260B
Bromoform	ND	1.0	ug/L	SW846 8260B
Bromomethane	ND	1.0	ug/L	SW846 8260B
Carbon tetrachloride	ND	1.0	ug/L	SW846 8260B
Chlorobenzene	ND	1.0	ug/L	SW846 8260B
Chloroethane	ND	1.0	ug/L	SW846 8260B
Chloroform	ND	1.0	ug/L	SW846 8260B
Chloromethane	ND	1.0	ug/L	SW846 8260B
1,1-Dichloroethane	ND	1.0	ug/L	SW846 8260B
1,2-Dichloroethane	ND	1.0	ug/L	SW846 8260B
1,1-Dichloroethene	ND	1.0	ug/L	SW846 8260B
1,2-Dichloropropane	ND	1.0	ug/L	SW846 8260B
cis-1,3-Dichloropropene	ND	1.0	ug/L	SW846 8260B
trans-1,3-Dichloropropene	ND	1.0	ug/L	SW846 8260B
Ethylbenzene	ND	1.0	ug/L	SW846 8260B
Methylene chloride	**0.87 J**	**1.0**	**ug/L**	**SW846 8260B**
1,1,2,2-Tetrachloroethane	ND	1.0	ug/L	SW846 8260B
Tetrachloroethene	ND	1.0	ug/L	SW846 8260B
Toluene	ND	1.0	ug/L	SW846 8260B
1,1,1-Trichloroethane	ND	1.0	ug/L	SW846 8260B
Trichloroethene	ND	1.0	ug/L	SW846 8260B
Vinyl chloride	ND	1.0	ug/L	SW846 8260B

SURROGATE	PERCENT RECOVERY	RECOVERY LIMITS
Dibromofluoromethane	100	(73 - 122)
1,2-Dichloroethane-d4	108	(61 - 128)
Toluene-d8	92	(76 - 110)
4-Bromofluorobenzene	80	(74 - 116)

NOTE(S):

Calculations are performed before rounding to avoid round-off errors in calculated results.

J Estimated result. Result is less than RL.

LABORATORY CONTROL SAMPLE EVALUATION REPORT

GC/MS Volatiles

Client Lot #...: 9H26266
LCS Lot-Sample#: A9I010000-342
Prep Date.....: 08/31/09
Prep Batch #...: 9244342
Dilution Factor: 1
Initial Wgt/Vol: 5 mL

Work Order #...: LJ5JF1AC-LCS
LJ5JF1AD-LCSD
Analysis Date..: 08/31/09

Final Wgt/Vol..: 5 mL

Matrix.....: WATER

PARAMETER	PERCENT RECOVERY	RECOVERY LIMITS	RPD	RPD LIMITS	METHOD
Benzene	93	**(80 - 116)**			**SW846 8260B**
	97	**(80 - 116)**	4.4	(0-20)	**SW846 8260B**
Chlorobenzene	85	**(76 - 117)**			**SW846 8260B**
	90	**(76 - 117)**	6.2	(0-20)	**SW846 8260B**
1,1-Dichloroethene	85	**(63 - 130)**			**SW846 8260B**
	86	**(63 - 130)**	1.3	(0-20)	**SW846 8260B**
Toluene	86	**(74 - 119)**			**SW846 8260B**
	91	**(74 - 119)**	5.9	(0-20)	**SW846 8260B**
Trichloroethene	86	**(75 - 122)**			**SW846 8260B**
	91	**(75 - 122)**	6.0	(0-20)	**SW846 8260B**

SURROGATE	PERCENT RECOVERY	RECOVERY LIMITS
Dibromofluoromethane	96	(73 - 122)
	95	(73 - 122)
1,2-Dichloroethane-d4	89	(61 - 128)
	86	(61 - 128)
Toluene-d8	95	(76 - 110)
	95	(76 - 110)
4-Bromofluorobenzene	108	(74 - 116)
	108	(74 - 116)

NOTE(S):

Calculations are performed before rounding to avoid round-off errors in calculated results.

Bold print denotes control parameters

LABORATORY CONTROL SAMPLE DATA REPORT

GC/MS Volatiles

Client Lot #...: 9H26266
LCS Lot-Sample#: A9I010000-342
Prep Date.....: 08/31/09
Prep Batch #...: 9244342
Dilution Factor: 1
Initial Wgt/Vol: 5 mL

Work Order #...: LJ5JF1AC-LCS
LJ5JF1AD-LCSD
Analysis Date..: 08/31/09

Final Wgt/Vol..: 5 mL

Matrix.....: WATER

PARAMETER	SPIKE AMOUNT	MEASURED AMOUNT	UNITS	PERCENT RECOVERY	RPD	METHOD
Benzene	10	9.3	ug/L	93		SW846 8260B
	10	9.7	ug/L	97	4.4	SW846 8260B
Chlorobenzene	10	8.5	ug/L	85		SW846 8260B
	10	9.0	ug/L	90	6.2	SW846 8260B
1,1-Dichloroethene	10	8.5	ug/L	85		SW846 8260B
	10	8.6	ug/L	86	1.3	SW846 8260B
Toluene	10	8.6	ug/L	86		SW846 8260B
	10	9.1	ug/L	91	5.9	SW846 8260B
Trichloroethene	10	8.6	ug/L	86		SW846 8260B
	10	9.1	ug/L	91	6.0	SW846 8260B

SURROGATE	PERCENT RECOVERY	RECOVERY LIMITS
Dibromofluoromethane	96	(73 - 122)
	95	(73 - 122)
1,2-Dichloroethane-d4	89	(61 - 128)
	86	(61 - 128)
Toluene-d8	95	(76 - 110)
	95	(76 - 110)
4-Bromofluorobenzene	108	(74 - 116)
	108	(74 - 116)

NOTE(S):

Calculations are performed before rounding to avoid round-off errors in calculated results.

Bold print denotes control parameters

SW846 8260B CHECK SAMPLE RECOVERY

Lab Name: TestAmerica Laboratories, Inc. Client: Tetra Tech NUS, Inc

Lab Code: TALCAN SDG No: 9H26266

Lot #: A9I010000 WO #: LJ5JF1AC

BATCH: 9244342

COMPOUND	SPIKE ADDED (ug/L)	SAMPLE CONCENT. (ug/L)	% REC	QC LIMITS REC	QUAL
1,1-Dichloroethene	10	8.5	85	63 - 130	
Trichloroethene	10	8.6	86	75 - 122	
Benzene	10	9.3	93	80 - 116	
Toluene	10	8.6	86	74 - 119	
Chlorobenzene	10	8.5	85	76 - 117	

NOTES(S):

* Values outside of QC limits

Spike Recovery: 0 out of 5 outside limits

COMMENTS:

FORM III

North Canton

SW846 8260B CHECK SAMPLE DUPLICATE RECOVERY

Lab Name: TestAmerica Laboratories, Inc. Client: Tetra Tech NUS, Inc

Lab Code: TALCAN SDG No: 9H26266

Lot #: A9I010000 WO #: LJ5JF1AD

BATCH: 9244342

COMPOUND	SPIKE ADDED (ug/L)	SAMPLE CONCENT. (ug/L)	% REC	QC LIMITS REC	QUAL
1,1-Dichloroethene	10	8.6	86	63 - 130	
Trichloroethene	10	9.1	91	75 - 122	
Benzene	10	9.7	97	80 - 116	
Toluene	10	9.1	91	74 - 119	
Chlorobenzene	10	9.0	90	76 - 117	

NOTES(S):

* Values outside of QC limits

Spike Recovery: 0 out of 5 outside limits

COMMENTS:

FORM III

North Canton

LABORATORY CONTROL SAMPLE EVALUATION REPORT

GC/MS Volatiles

Client Lot #...: 9H26266 **Work Order #...:** LJ9NC1AC-LCS **Matrix.....:** WATER
LCS Lot-Sample#: A9I030000-350 LJ9NC1AD-LCSD
Prep Date.....: 09/02/09 **Analysis Date..:** 09/02/09
Prep Batch #...: 9246350
Dilution Factor: 1 **Final Wgt/Vol..:** 5 mL
Initial Wgt/Vol: 5 mL

PARAMETER	PERCENT RECOVERY	RECOVERY LIMITS	RPD	RPD LIMITS	METHOD
Benzene	**99**	**(80 - 116)**			**SW846 8260B**
	97	**(80 - 116)**	**1.6**	**(0-20)**	**SW846 8260B**
Chlorobenzene	**99**	**(76 - 117)**			**SW846 8260B**
	99	**(76 - 117)**	**0.46**	**(0-20)**	**SW846 8260B**
1,1-Dichloroethene	**87**	**(63 - 130)**			**SW846 8260B**
	85	**(63 - 130)**	**2.2**	**(0-20)**	**SW846 8260B**
Toluene	**104**	**(74 - 119)**			**SW846 8260B**
	102	**(74 - 119)**	**1.3**	**(0-20)**	**SW846 8260B**
Trichloroethene	**94**	**(75 - 122)**			**SW846 8260B**
	92	**(75 - 122)**	**1.5**	**(0-20)**	**SW846 8260B**

SURROGATE	PERCENT RECOVERY	RECOVERY LIMITS
Dibromofluoromethane	87	(73 - 122)
	86	(73 - 122)
1,2-Dichloroethane-d4	80	(61 - 128)
	81	(61 - 128)
Toluene-d8	99	(76 - 110)
	100	(76 - 110)
4-Bromofluorobenzene	107	(74 - 116)
	108	(74 - 116)

NOTE(S):

Calculations are performed before rounding to avoid round-off errors in calculated results.

Bold print denotes control parameters

LABORATORY CONTROL SAMPLE DATA REPORT

GC/MS Volatiles

Client Lot #...: 9H26266 **Work Order #...:** LJ9NC1AC-LCS **Matrix.....:** WATER
LCS Lot-Sample#: A9I030000-350 LJ9NC1AD-LCSD
Prep Date.....: 09/02/09 **Analysis Date..:** 09/02/09
Prep Batch #...: 9246350
Dilution Factor: 1 **Final Wgt/Vol..:** 5 mL
Initial Wgt/Vol: 5 mL

PARAMETER	SPIKE AMOUNT	MEASURED AMOUNT	UNITS	PERCENT RECOVERY	RPD	METHOD
Benzene	**10**	**9.9**	**ug/L**	**99**		**SW846 8260B**
	10	**9.7**	**ug/L**	**97**	**1.6**	**SW846 8260B**
Chlorobenzene	**10**	**9.9**	**ug/L**	**99**		**SW846 8260B**
	10	**9.9**	**ug/L**	**99**	**0.46**	**SW846 8260B**
1,1-Dichloroethene	**10**	**8.7**	**ug/L**	**87**		**SW846 8260B**
	10	**8.5**	**ug/L**	**85**	**2.2**	**SW846 8260B**
Toluene	**10**	**10**	**ug/L**	**104**		**SW846 8260B**
	10	**10**	**ug/L**	**102**	**1.3**	**SW846 8260B**
Trichloroethene	**10**	**9.4**	**ug/L**	**94**		**SW846 8260B**
	10	**9.2**	**ug/L**	**92**	**1.5**	**SW846 8260B**

SURROGATE	PERCENT RECOVERY	RECOVERY LIMITS
Dibromofluoromethane	87	(73 - 122)
	86	(73 - 122)
1,2-Dichloroethane-d4	80	(61 - 128)
	81	(61 - 128)
Toluene-d8	99	(76 - 110)
	100	(76 - 110)
4-Bromofluorobenzene	107	(74 - 116)
	108	(74 - 116)

NOTE(S):

Calculations are performed before rounding to avoid round-off errors in calculated results.

Bold print denotes control parameters

SW846 8260B CHECK SAMPLE RECOVERY

Lab Name: TestAmerica Laboratories, Inc. Client: Tetra Tech NUS, Inc

Lab Code: TALCAN SDG No: 9H26266

Lot #: A9I030000 WO #: LJ9NC1AC

BATCH: 9246350

COMPOUND	SPIKE ADDED (ug/L)	SAMPLE CONCENT. (ug/L)	% REC	QC LIMITS REC	QUAL
1,1-Dichloroethene	10	8.7	87	63 - 130	
Trichloroethene	10	9.4	94	75 - 122	
Benzene	10	9.9	99	80 - 116	
Toluene	10	10	104	74 - 119	
Chlorobenzene	10	9.9	99	76 - 117	

NOTES(S):

* Values outside of QC limits

Spike Recovery: 0 out of 5 outside limits

COMMENTS:

FORM III

North Canton

SW846 8260B CHECK SAMPLE DUPLICATE RECOVERY

Lab Name: TestAmerica Laboratories, Inc. Client: Tetra Tech NUS, Inc

Lab Code: TALCAN SDG No: 9H26266

Lot #: A9I030000 WO #: LJ9NC1AD
BATCH: 9246350

COMPOUND	SPIKE ADDED (ug/L)	SAMPLE CONCENT. (ug/L)	% REC	QC LIMITS REC	QUAL
1,1-Dichloroethene	10	8.5	85	63 - 130	
Trichloroethene	10	9.2	92	75 - 122	
Benzene	10	9.7	97	80 - 116	
Toluene	10	10	102	74 - 119	
Chlorobenzene	10	9.9	99	76 - 117	

NOTES(S):

* Values outside of QC limits

Spike Recovery: 0 out of 5 outside limits

COMMENTS:

FORM III

LABORATORY CONTROL SAMPLE EVALUATION REPORT

GC/MS Volatiles

Client Lot #...: 9H26266 Work Order #...: LJ9XH1AC-LCS Matrix.....: WATER
LCS Lot-Sample#: A9I030000-392 LJ9XH1AD-LCSD
Prep Date.....: 09/03/09 Analysis Date..: 09/03/09
Prep Batch #...: 9246392
Dilution Factor: 1 Final Wgt/Vol..: 5 mL
Initial Wgt/Vol: 5 mL

PARAMETER	PERCENT RECOVERY	RECOVERY LIMITS	RPD	RPD LIMITS	METHOD
Benzene	95	**(80 - 116)**			**SW846 8260B**
	95	**(80 - 116)**	0.33	**(0-20)**	**SW846 8260B**
Chlorobenzene	97	**(76 - 117)**			**SW846 8260B**
	96	**(76 - 117)**	0.69	**(0-20)**	**SW846 8260B**
1,1-Dichloroethene	86	**(63 - 130)**			**SW846 8260B**
	84	**(63 - 130)**	2.8	**(0-20)**	**SW846 8260B**
Toluene	104	**(74 - 119)**			**SW846 8260B**
	101	**(74 - 119)**	3.1	**(0-20)**	**SW846 8260B**
Trichloroethene	89	**(75 - 122)**			**SW846 8260B**
	88	**(75 - 122)**	1.0	**(0-20)**	**SW846 8260B**

SURROGATE	PERCENT RECOVERY	RECOVERY LIMITS
Dibromofluoromethane	89	(73 - 122)
	88	(73 - 122)
1,2-Dichloroethane-d4	83	(61 - 128)
	82	(61 - 128)
Toluene-d8	101	(76 - 110)
	99	(76 - 110)
4-Bromofluorobenzene	106	(74 - 116)
	106	(74 - 116)

NOTE(S):

Calculations are performed before rounding to avoid round-off errors in calculated results.

Bold print denotes control parameters

LABORATORY CONTROL SAMPLE DATA REPORT

GC/MS Volatiles

Client Lot #...: 9H26266 **Work Order #...:** LJ9XH1AC-LCS **Matrix.....:** WATER
LCS Lot-Sample#: A9I030000-392 LJ9XH1AD-LCSD
Prep Date.....: 09/03/09 **Analysis Date..:** 09/03/09
Prep Batch #...: 9246392
Dilution Factor: 1 **Final Wgt/Vol..:** 5 mL
Initial Wgt/Vol: 5 mL

PARAMETER	SPIKE AMOUNT	MEASURED AMOUNT	UNITS	PERCENT RECOVERY	RPD	METHOD
Benzene	**10**	**9.5**	**ug/L**	**95**		**SW846 8260B**
	10	**9.5**	**ug/L**	**95**	**0.33**	**SW846 8260B**
Chlorobenzene	**10**	**9.7**	**ug/L**	**97**		**SW846 8260B**
	10	**9.6**	**ug/L**	**96**	**0.69**	**SW846 8260B**
1,1-Dichloroethene	**10**	**8.6**	**ug/L**	**86**		**SW846 8260B**
	10	**8.4**	**ug/L**	**84**	**2.8**	**SW846 8260B**
Toluene	**10**	**10**	**ug/L**	**104**		**SW846 8260B**
	10	**10**	**ug/L**	**101**	**3.1**	**SW846 8260B**
Trichloroethene	**10**	**8.9**	**ug/L**	**89**		**SW846 8260B**
	10	**8.8**	**ug/L**	**88**	**1.0**	**SW846 8260B**

SURROGATE	PERCENT RECOVERY	RECOVERY LIMITS
Dibromofluoromethane	89	(73 - 122)
	88	(73 - 122)
1,2-Dichloroethane-d4	83	(61 - 128)
	82	(61 - 128)
Toluene-d8	101	(76 - 110)
	99	(76 - 110)
4-Bromofluorobenzene	106	(74 - 116)
	106	(74 - 116)

NOTE(S):

Calculations are performed before rounding to avoid round-off errors in calculated results.

Bold print denotes control parameters

SW846 8260B CHECK SAMPLE RECOVERY

Lab Name: TestAmerica Laboratories, Inc. Client: Tetra Tech NUS, Inc

Lab Code: TALCAN SDG No: 9H26266

Lot #: A9I030000 WO #: LJ9XH1AC
BATCH: 9246392

COMPOUND	SPIKE ADDED (ug/L)	SAMPLE CONCENT. (ug/L)	% REC	QC LIMITS REC	QUAL
1,1-Dichloroethene	10	8.6	86	63 - 130	
Trichloroethene	10	8.9	89	75 - 122	
Benzene	10	9.5	95	80 - 116	
Toluene	10	10	104	74 - 119	
Chlorobenzene	10	9.7	97	76 - 117	

NOTES(S):

* Values outside of QC limits

Spike Recovery: 0 out of 5 outside limits

COMMENTS:

FORM III

SW846 8260B CHECK SAMPLE DUPLICATE RECOVERY

Lab Name: TestAmerica Laboratories, Inc. Client: Tetra Tech NUS, Inc

Lab Code: TALCAN SDG No: 9H26266

Lot #: A9I030000 WO #: LJ9XH1AD
BATCH: 9246392

COMPOUND	SPIKE ADDED (ug/L)	SAMPLE CONCENT. (ug/L)	% REC	QC LIMITS REC	QUAL
1,1-Dichloroethene	10	8.4	84	63 - 130	
Trichloroethene	10	8.8	88	75 - 122	
Benzene	10	9.5	95	80 - 116	
Toluene	10	10	101	74 - 119	
Chlorobenzene	10	9.6	96	76 - 117	

NOTES(S):

* Values outside of QC limits

Spike Recovery: 0 out of 5 outside limits

COMMENTS:

FORM III

LABORATORY CONTROL SAMPLE EVALUATION REPORT

GC/MS Volatiles

Client Lot #...: 9H26266 Work Order #...: LKM2L1AC-LCS Matrix.....: WATER
LCS Lot-Sample#: A9I110000-376 LKM2L1AD-LCSD
Prep Date.....: 09/09/09 Analysis Date..: 09/09/09
Prep Batch #...: 9254376
Dilution Factor: 1 Final Wgt/Vol..: 5 mL
Initial Wgt/Vol: 5 mL

PARAMETER	PERCENT RECOVERY	RECOVERY LIMITS	RPD	RPD LIMITS	METHOD
Benzene	107	**(80 - 116)**			**SW846 8260B**
	105	**(80 - 116)**	2.0	(0-20)	**SW846 8260B**
Chlorobenzene	105	**(76 - 117)**			**SW846 8260B**
	104	**(76 - 117)**	1.4	(0-20)	**SW846 8260B**
1,1-Dichloroethene	105	**(63 - 130)**			**SW846 8260B**
	103	**(63 - 130)**	1.6	(0-20)	**SW846 8260B**
Toluene	108	**(74 - 119)**			**SW846 8260B**
	104	**(74 - 119)**	4.2	(0-20)	**SW846 8260B**
Trichloroethene	102	**(75 - 122)**			**SW846 8260B**
	102	**(75 - 122)**	0.53	(0-20)	**SW846 8260B**

SURROGATE	PERCENT RECOVERY	RECOVERY LIMITS
Dibromofluoromethane	100	(73 - 122)
	101	(73 - 122)
1,2-Dichloroethane-d4	105	(61 - 128)
	103	(61 - 128)
Toluene-d8	97	(76 - 110)
	97	(76 - 110)
4-Bromofluorobenzene	98	(74 - 116)
	97	(74 - 116)

NOTE(S):

Calculations are performed before rounding to avoid round-off errors in calculated results.

Bold print denotes control parameters

LABORATORY CONTROL SAMPLE DATA REPORT

GC/MS Volatiles

Client Lot #...: 9H26266 **Work Order #...:** LKM2L1AC-LCS **Matrix.....:** WATER
LCS Lot-Sample#: A9I110000-376 LKM2L1AD-LCSD
Prep Date.....: 09/09/09 **Analysis Date..:** 09/09/09
Prep Batch #...: 9254376
Dilution Factor: 1 **Final Wgt/Vol..:** 5 mL
Initial Wgt/Vol: 5 mL

PARAMETER	SPIKE AMOUNT	MEASURED AMOUNT	UNITS	PERCENT RECOVERY	RPD	METHOD
Benzene	**10**	**11**	**ug/L**	**107**		**SW846 8260B**
	10	**10**	**ug/L**	**105**	**2.0**	**SW846 8260B**
Chlorobenzene	**10**	**11**	**ug/L**	**105**		**SW846 8260B**
	10	**10**	**ug/L**	**104**	**1.4**	**SW846 8260B**
1,1-Dichloroethene	**10**	**10**	**ug/L**	**105**		**SW846 8260B**
	10	**10**	**ug/L**	**103**	**1.6**	**SW846 8260B**
Toluene	**10**	**11**	**ug/L**	**108**		**SW846 8260B**
	10	**10**	**ug/L**	**104**	**4.2**	**SW846 8260B**
Trichloroethene	**10**	**10**	**ug/L**	**102**		**SW846 8260B**
	10	**10**	**ug/L**	**102**	**0.53**	**SW846 8260B**

SURROGATE	PERCENT RECOVERY	RECOVERY LIMITS
Dibromofluoromethane	100	(73 - 122)
	101	(73 - 122)
1,2-Dichloroethane-d4	105	(61 - 128)
	103	(61 - 128)
Toluene-d8	97	(76 - 110)
	97	(76 - 110)
4-Bromofluorobenzene	98	(74 - 116)
	97	(74 - 116)

NOTE(S):

Calculations are performed before rounding to avoid round-off errors in calculated results.

Bold print denotes control parameters

SW846 8260B CHECK SAMPLE RECOVERY

Lab Name: TestAmerica Laboratories, Inc. Client: Tetra Tech NUS, Inc

Lab Code: TALCAN SDG No: 9H26266

Lot #: A9I110000 WO #: LKM2L1AC
BATCH: 9254376

COMPOUND	SPIKE ADDED (ug/L)	SAMPLE CONCENT. (ug/L)	% REC	QC LIMITS REC	QUAL
1,1-Dichloroethene	10	10	105	63 - 130	
Trichloroethene	10	10	102	75 - 122	
Benzene	10	11	107	80 - 116	
Toluene	10	11	108	74 - 119	
Chlorobenzene	10	11	105	76 - 117	

NOTES(S):

* Values outside of QC limits

Spike Recovery: 0 out of 5 outside limits

COMMENTS:

FORM III

SW846 8260B CHECK SAMPLE DUPLICATE RECOVERY

Lab Name: TestAmerica Laboratories, Inc. Client: Tetra Tech NUS, Inc

Lab Code: TALCAN SDG No: 9H26266

Lot #: A9I110000 WO #: LKM2L1AD

BATCH: 9254376

COMPOUND	SPIKE ADDED (ug/L)	SAMPLE CONCENT. (ug/L)	% REC	QC LIMITS REC	QUAL
1,1-Dichloroethene	10	10	103	63- 130	
Trichloroethene	10	10	102	75- 122	
Benzene	10	10	105	80- 116	
Toluene	10	10	104	74- 119	
Chlorobenzene	10	10	104	76- 117	

NOTES(S):

* Values outside of QC limits

Spike Recovery: 0 out of 5 outside limits

COMMENTS:

FORM III

SW846 8260B SURROGATE RECOVERY

Lab Name: TestAmerica Laboratories, Inc. Client: Tetra Tech NUS, Inc

Lab Code: TALCAN SDG No: 9H26266

Lot #: A9H260266

Extraction: XXI25QK01

	CLIENT ID.	SRG01	SRG02	SRG03	SRG04	TOT OUT
01	INTRA-LAB QC	106	98	84	84	00
02	MSA-MW15S-082509	98	93	87	86	00
03	MSA-MW15D-082509	100	96	86	85	00
04	TB-082509	99	96	85	85	00
05	METHOD BLK. LJ5JF1AA	95	89	89	90	00
06	LCS LJ5JF1AC	96	89	95	108	00
07	LAB MS/MSD D	102	91	93	108	00
08	LCSD LJ5JF1AD	95	86	95	108	00
09	LAB MS/MSD S	104	94	93	108	00

SURROGATES		QC LIMITS
SRG01	= Dibromofluoromethane	(73-122)
SRG02	= 1,2-Dichloroethane-d4	(61-128)
SRG03	= Toluene-d8	(76-110)
SRG04	= 4-Bromofluorobenzene	(74-116)

\# Column to be used to flag recovery values
* Values outside of required QC Limits
D System monitoring Compound diluted out

FORM II

SW846 8260B SURROGATE RECOVERY

Lab Name: TestAmerica Laboratories, Inc. Client: Tetra Tech NUS, Inc

Lab Code: TALCAN SDG No: 9H26266

Lot #: A9H270136

Extraction: XXI25QK01

	CLIENT ID.	SRG01	SRG02	SRG03	SRG04	TOT OUT
01	INTRA-LAB QC	106	98	84	84	00
02	MSA-MW28I-082609	98	93	88	86	00
03	MSA-MW20S-082609	97	93	88	87	00
04	MSA-MW15I-082609	91	87	92	85	00
05	MSA-MW16S-082609	98	93	89	86	00
06	MSA-MW16I-082609	101	97	88	84	00
07	TB-082609	101	95	87	86	00
08	METHOD BLK. LJ5JF1AA	95	89	89	90	00
09	METHOD BLK. LJ9XH1AA	90	87	90	86	00
10	LCS LJ5JF1AC	96	89	95	108	00
11	LCS LJ9XH1AC	89	83	101	106	00
12	LAB MS/MSD D	102	91	93	108	00
13	LCSD LJ5JF1AD	95	86	95	108	00
14	LCSD LJ9XH1AD	88	82	99	106	00
15	LAB MS/MSD S	104	94	93	108	00

SURROGATES		QC LIMITS
SRG01	= Dibromofluoromethane	(73-122)
SRG02	= 1,2-Dichloroethane-d4	(61-128)
SRG03	= Toluene-d8	(76-110)
SRG04	= 4-Bromofluorobenzene	(74-116)

\# Column to be used to flag recovery values
* Values outside of required QC Limits
D System monitoring Compound diluted out

FORM II

SW846 8260B SURROGATE RECOVERY

Lab Name: TestAmerica Laboratories, Inc. Client: Tetra Tech NUS, Inc

Lab Code: TALCAN SDG No: 9H26266

Lot #: A9H280119

Extraction: XXI25QK01

	CLIENT ID.	SRG01	SRG02	SRG03	SRG04	TOT OUT
01	MSA-MW16D-082709	91	90	88	86	00
02	MSA-MW20I-082709	94	89	91	88	00
03	MSA-MW20D-082709	94	90	90	86	00
04	TB-082709	94	90	90	86	00
05	INTRA-LAB QC	87	85	92	88	00
06	METHOD BLK. LJ9NC1AA	87	84	91	87	00
07	LCS LJ9NC1AC	87	80	99	107	00
08	LAB MS/MSD D	86	80	98	105	00
09	LCSD LJ9NC1AD	86	81	100	108	00
10	LAB MS/MSD S	88	82	99	107	00

SURROGATES		QC LIMITS
SRG01	= Dibromofluoromethane	(73-122)
SRG02	= 1,2-Dichloroethane-d4	(61-128)
SRG03	= Toluene-d8	(76-110)
SRG04	= 4-Bromofluorobenzene	(74-116)

\# Column to be used to flag recovery values
* Values outside of required QC Limits
D System monitoring Compound diluted out

FORM II

SW846 8260B SURROGATE RECOVERY

Lab Name: TestAmerica Laboratories, Inc. Client: Tetra Tech NUS, Inc

Lab Code: TALCAN SDG No: 9H26266

Lot #: A9H290107

Extraction: XXI25QK01

	CLIENT ID.	SRG01	SRG02	SRG03	SRG04	TOT OUT
01	MSA-MW17I-082809	93	87	90	87	00
02	MSA-MW17S-082809	94	90	89	86	00
03	MSA-MW31D-082809	94	89	89	87	00
04	MSA-MW27D-082809	94	91	90	86	00
05	TB-082809	92	88	88	85	00
06	INTRA-LAB QC	87	85	92	88	00
07	METHOD BLK. LJ9NC1AA	87	84	91	87	00
08	LCS LJ9NC1AC	87	80	99	107	00
09	LAB MS/MSD D	86	80	98	105	00
10	LCSD LJ9NC1AD	86	81	100	108	00
11	LAB MS/MSD S	88	82	99	107	00

SURROGATES		QC LIMITS
SRG01	= Dibromofluoromethane	(73-122)
SRG02	= 1,2-Dichloroethane-d4	(61-128)
SRG03	= Toluene-d8	(76-110)
SRG04	= 4-Bromofluorobenzene	(74-116)

\# Column to be used to flag recovery values
* Values outside of required QC Limits
D System monitoring Compound diluted out

FORM II

SW846 8260B SURROGATE RECOVERY

Lab Name: TestAmerica Laboratories, Inc. Client: Tetra Tech NUS, Inc

Lab Code: TALCAN SDG No: 9H26266

Lot #: A9I010149

Extraction: XXI25QK01

	CLIENT ID.	SRG01	SRG02	SRG03	SRG04	TOT OUT
01	MSA-MW23D-083109	112	115	90	77	00
02	MSA-MW23S-083109	103	112	92	87	00
03	MSA-MW26S-083109	107	115	93	82	00
04	TB-083109-01	110	112	88	78	00
05	TB-083109-02	104	112	87	76	00
06	MSA-MW22D-083109	104	113	90	79	00
07	MSA-MW25S-083109	107	114	88	78	00
08	MSA-MW25I-083109	108	112	88	78	00
09	INTRA-LAB QC	113	116	89	77	00
10	METHOD BLK. LKM2L1AA	100	108	92	80	00
11	LCS LKM2L1AC	100	105	97	98	00
12	LAB MS/MSD D	105	103	98	101	00
13	LCSD LKM2L1AD	101	103	97	97	00
14	LAB MS/MSD S	101	105	96	97	00

SURROGATES		QC LIMITS
SRG01	= Dibromofluoromethane	(73-122)
SRG02	= 1,2-Dichloroethane-d4	(61-128)
SRG03	= Toluene-d8	(76-110)
SRG04	= 4-Bromofluorobenzene	(74-116)

\# Column to be used to flag recovery values
* Values outside of required QC Limits
D System monitoring Compound diluted out

FORM II

TESTAMERICA
THE LEADER IN ENVIRONMENTAL TESTING

17461 Derian Avenue. Suite 100, Irvine, CA 92614 (949) 261-1022 Fax:(949) 260-3297

LABORATORY REPORT

Prepared For: TestAmerica North Canton
4101 Shuffel Drive NW
North Canton, OH 44720
Attention: Pat Omeara

Project: MSA Groundwater Sampling
A9H260266

Sampled: 08/25/09-08/31/09
Received: 09/05/09
Issued: 09/22/09 15:19

NELAP #01108CA California ELAP#2706 Arizona DHS#AZ0671 Nevada #CA-72

The results listed within this Laboratory Report pertain only to the samples tested in the laboratory. The analyses contained in this report were performed in accordance with the applicable certifications as noted. All soil samples are reported on a wet weight basis unless otherwise noted in the report. This Laboratory Report is confidential and is intended for the sole use of TestAmerica and its client. This report shall not be reproduced, except in full, without written permission from TestAmerica. The Chain of Custody, 1 page, is included and is an integral part of this report.
This entire report was reviewed and approved for release.

SAMPLE CROSS REFERENCE

ADDITIONAL INFORMATION: SDG # 9H26266

LABORATORY ID	CLIENT ID	MATRIX
ISI0524-01	MSA-MW15S-082509	Water
ISI0524-02	MSA-MW15D-082509	Water
ISI0525-01	MSA-MW28I-082609	Water
ISI0525-02	MSA-MW15I-082609	Water
ISI0525-03	MSA-MW16I-082609	Water
ISI0525-04	MSA-MW20S-082609	Water
ISI0527-01	MSA-MW16D-082709	Water
ISI0527-02	MSA-MW20I-082709	Water
ISI0527-03	MSA-MW20D-082709	Water
ISI0528-01	MSA-MW17I-082809	Water
ISI0528-02	MSA-MW17S-082809	Water
ISI0528-03	MSA-MW31D-082809	Water
ISI0528-04	MSA-MW27D-082809	Water
ISI0878-01	MSA-MW23D-083109	Water
ISI0878-02	MSA-MW23S-083109	Water
ISI0878-03	MSA-MW26S-083109	Water
ISI0878-04	MSA-MW22D-083109	Water
ISI0878-05	MSA-MW25S-083109	Water
ISI0878-06	MSA-MW25I-083109	Water

Reviewed By:

Heather Clark

TestAmerica Irvine

Heather Clark
Project Manager

TestAmerica

THE LEADER IN ENVIRONMENTAL TESTING

CASE NARRATIVE

Client:	TestAmerica, Inc.	**Date Sampled:**	8/25/2009 to 8/31/2009
Project:	MSA Groundwater Sampling	**Date Received:**	9/5/2009
Lab:	ISI0524, ISI0525, ISI0527, ISI0528, ISI0878		

SAMPLE RECEIPT: Samples were received intact, on ice, with chain of custody documentation. The sample temperature was measured at 3.4 ° C for ISI0524 C, 3.4 ° C for ISI0525, 3.4 ° C for ISI0527, 3.4 ° C for ISI0528; and 4.1° C for ISI0878 upon receipt at the laboratory.

HOLDING TIMES: All samples were analyzed within prescribed holding times and/or in accordance with the TestAmerica Sample Acceptance Policy unless otherwise noted in the report.

PROBLEMS ENCOUNTERED: No problems were encountered during sample analysis.

QA/QC CRITERIA: QA/QC parameters met acceptance limits.

OBSERVATIONS: Results that fall between the MDL and RL are 'J' flagged.

I certify that this data package is in compliance with the terms and conditions of the contract, both technically and for completeness, for other than the conditions detailed above. Release of the data contained in this hardcopy data package and in computer-readable data submitted on diskette has been authorized by the Laboratory Manager or the Manager's designee, as verified by the following signature.

TestAmerica Irvine

Heather Clark
Project Manager
JM

17461 Derian Avenue. Suite 100 Irvine, CA 92614 (949) 261-1022 (949) 260-3297

DATE: 8/17/09 DATAFILE: D:\GCMS45\DATA\ 09AUG17

ASSIGNER: HG INSTRUMENT: GC/MS #45 EPA METHOD: SIM

#ALS	SAMPLE NAME	PH	FILENAME	MATRIX	CLIENT	Load	Spectra	Run (x)	Rerun amt/Comments
direct inj. 4-BFB Pass@ 11:31			VTUN01	*****	*****	HG			IS/S 9080381
2	Sytem Blank		SBLK01	W	----------			dad	IS/Surr solution
3	Sytem Blank		SBLK02	W	----------				
4	level 1 8260B-SIM ICAL		DIOX001	W	----------				
5	level 2 8260B-SIM ICAL		DIOX002	W	----------				
2	Sytem Blank		SBLK03	W	----------				
3	level 1 8260B-SIM ICAL		DIOX1	W	----------				
4	level 2 8260B-SIM ICAL		DIOX2	W	----------				
5	level 3 8260B-SIM ICAL		DIOX3	W	----------				
6	level 4 8260B-SIM ICAL		DIOX4	W	----------				
7	level 5 8260B-SIM ICAL		DIOX5	W	----------				
8	level 6 8260B-SIM ICAL		DIOX6	W	----------				
9	level 7 8260B-SIM ICAL		DIOX7	W	----------				
10	level 8 8260B-SIM ICAL		DIOX8	W	----------				
11	Sytem Blank		SBLK04	W	----------			IS/SUR	9080409
12	Sytem Blank		SBLK05	W	----------			IS	9080385
								BFB	9080065
								SIM MIX 50/250ppb	9080354
								SIM MIX 1/5ppm	9080353
								SIM MIX 10/50ppm	9080352
								1,4-Dioxane 10ppm	9080350
								1,4-Dioxane 50ppm	9080349
								1,4-Dioxane 500ppm	9080348
								Surr 2ppm	9080391
								Surr 10ppm	9080392

SURROGATE RECOVERY LIMITS:

	SOILS	WATERS
S1: Dibromofluoromethane	80-125	80-120

CCV: _____
LCS: _____
SPK: _____
I/S: _____
BFB: _____
EXT: _____
TPH: _____

Data sent_____initial._____ Data Reviewed_____initial._____
seq. checked_____initial._____ Data evaluated_____initial._____

GC/MS DAILY LOG SUMMARY QC BATCH# 5MM 1040

DATE: 09-03-09 **DATAFILE:** C:\GCMS33\DATA\ 09SEP03

ASSIGNER: GMK **INSTRUMENT:** GC/MS #33 **EPA METHOD:** 1-4 Dioxane by 8260B

#ALS	SAMPLE NAME	PH	FILENAME	MATRIX	CLIENT	Load	Spectra	Run (x)	Rerun amt/Comments
System backflushed? N/A									
dir. inj. 50NG BFB Pass @11:42			VTUN01	*****	*****	GMK			
1	~~System Blank 10PPB 1-4 Dioxane STD~~		~~SBLK01 DIOX_010~~	*****	*****				
2	↓		↓ 02	W	*****				IS only: 9080757
3	1ppb 14Diox / 5ppt 123TCP		DIOX 01						2ppm Surr: 9080758
4	2ppb / 20ppt		02						10ppm Surr: 9080763
5	5ppb / 100ppt		05						10ppm 14Diox: 9080758
6	10ppb / 200ppt		10						50ppm 14Diox: 9080762
7	20ppb / 1000ppt		20						20ppb 123TCP: 9080755
8	50ppb / 10,000		50						1ppm 123TCP: 9090127
9	100ppb ↓ / 50,000 ↓		↓ 100	↓		↓			20ppm 123TCP 9080754
10	System Blank		SBLK03						
11	↓		04						
12			↓ 05	↓					

SURROGATE RECOVERY LIMITS:

	SOILS	WATERS
S1: Dibromofluoromethane	80-125	80-120
S2: Toluene-d-8	80-120	80-120
S3: 4-bromofluorobenzene	80-120	80-120

CCV:
LCS:
SPK:
I/S: 9080762
BFB: 9080471
EXT:

Data sent **initial.** **Data Reviewed** **initial.**

North Canton

GC/MS DAILY LOG SUMMARY QC BATCH# 9405000

DATE: 9/5/09 **DATAFILE:** C:\GCMS45\DATA\ 09SEP05

ASSIGNER: CTP **INSTRUMENT:** GC/MS #45 **EPA METHOD:** 1-4 Dioxane by 8260B

#ALS	SAMPLE NAME	PH	FILENAME	MATRIX	CLIENT	Load	Spectra	Run (x)	Rerun amt/Comments
System backflushed? N/A									82 9 25
dir. inj. 50NG BFB Pass @ 9:32			VTUN01	*****	*****	MB	ATL	MB	
1	10PPB 1-4 Dioxane STD	—	DIOX_010	*****	*****			MB	
2	9I05006-B1K1	—	VB1K01	W	*****			MB	1,4-Diox ok
3	-B5I	—	VU904001					MB	
2	10ml ISI0526-05A	12	VOC5 02					CTP	
3	ISI0524-02 A		03					CTP	
4	052402 9I05006-MS1		04					CTP	
5	052402 -MSD1		05					✓	
2 ~~6~~	ISI0524-01 A		06					✓	
3 ~~7~~	ISI0526-01	6	07					✓	~~RR 1ml~~ OK
4 ~~8~~	-02	4	08					ATL ~~✓~~	~~RR 1ml~~ OK S.9
5 ~~9~~	-03	12	09					✓	
6 ~~10~~	-04		10					✓	
7 ~~11~~	ISI0525-01		11					✓	
8 ~~12~~	-04		12					✓	
9 ~~13~~	ISI0527-01		13					✓	
10 ~~14~~	-02		14						RR 1ml
11 ~~15~~	-03		15						RR 10ml %
12 ~~16~~	ISI0528-01		16						RR 1ml
13 ~~17~~	-02		17						RR 10ml %
14	-03		18					~~✓~~	RR 10ml
15	1ml -04		19					~~✓~~	RR 1ml
16	ISI0525-02		20					~~✓~~	~~+RR 10ml confirm~~ RR ~~25ml~~ 4ml
17	-03		21					~~✓~~	~~+RR~~ RR 4ml

SURROGATE RECOVERY LIMITS:

	SOILS	WATERS
S1: Dibromofluoromethane	80-125	80-120
S2: Toluene-d-8	80-120	80-120
S3: 4-bromofluorobenzene	80-120	80-120

CCV: 9080349, 9090127
LCS: 9090033
SPK: 9090733
I/S: 9080762
BFB: 9080069
EXT:

Data sent 09/08 initial. ATL Data Reviewed 9/9/09 initial. VB

DATE: 09/08/09 DATAFILE: C:\GCMS45\DATA\ 09SEP08

ASSIGNER: ATL INSTRUMENT: GC/MS #45 EPA METHOD: 1-4 Dioxane by 8260B

#ALS	SAMPLE NAME	PH	FILENAME	MATRIX	CLIENT	Load	Spectra	Run (x)	Rerun amt/Comments
System backflushed? N/A									75 9 25
dir. inj. 50NG BFB Pass @ 10:30			VTUN01	*****	*****	ATL	ATL		
2	10PPB 1-4 Dioxane STD		DIOX_010	*****	*****	↓	↓	ATL	
3	9I08020-BLK1		VBLK01	W	*****	↓	↓	ATL	
4	↓ -BS1		V0908001	↓		↓	↓	ATL	
5	1ml ISI0527-02C	<2	02	↓	FA Nor	ATL			RR see below
6	↓ ISI0528-01C	↓	03		↓	↓			RR see below
07	10ml ISI0528-04C		04				ATL	ATL	
8	9I08020-MS1		05				↓	ATL	528-04
9	↓ -MSD1		06					ATL	↓
10	ISI0528-01C		07					ATL	
11	ISI0527-02C		08					ATL	
12	ISI0525-03C		09					ATL	
13	↓ ↓ -02C	↓	10				↓	ATL	
14	SYSTEM BLANC		11						
15	↓		12						
16			13						
17	↓		↓ 14	↓	↓	↓			

SURROGATE RECOVERY LIMITS:

	SOILS	WATERS
S1: Dibromofluoromethane	80-125	80-120
S2: Toluene-d-8	80-120	80-120
S3: 4-bromofluorobenzene	80-120	80-120

CCV: 9090124, 9080349
LCS: 9090033
SPK:
I/S: 9080762
BFB: 9080673
EXT:

Data sent 09/09 initial. ATL Data Reviewed 09/09/09 initial. GMK

DATE: 9-6-09 DATAFILE: C:\GCMS45\DATA\ 09 SEP 06

ASSIGNER: WL INSTRUMENT: GC/MS #45 EPA METHOD: 1-4 Dioxane by 8260B

#ALS	SAMPLE NAME	PH	FILENAME	MATRIX	CLIENT	Load	Spectra	Run (x)	Rerun amt/Comments
System backflushed? N/A			~~825~~ 82264		8885		28148		
dir. inj. 50NG BFB Pass @ 1431			VTUN01	*****	*****		ATL	✓	
T2	10PPB 1-4 Dioxane STD		DIOX_010	*****	*****	WL		✓	
23	9I06021 -BLK1		VBLK02	W	*****			✓	
34	↓ -BS1		V0906001					✓	
2	10ml 1S10528-02	<2	02		TANC			✓	
3	9I06021 -MS1		03					✓	528-02
4	↓ -MSD1		04					ATL	↓
5	1S10528 -03		05					ATL	
6	1ml -01		06						RR10ml
7	↓ -04		07						RR10ml
8	1ml 1S10527-02		08						RR5ml
9	10ml ↓ -03		09				ATL	ATL	
10	4ml 1S10525-02		10						RR10ml
11	↓ ↓ -03		11						RR10ml
12	1ml 1S10526-02		12					ATL	(1+3) S,P
13	10ml ↓ -02	(7) (6)	13					ATL	↓ ↓ confirm only
14	SYS BLANK		14						
15			15						
16			16						

SURROGATE RECOVERY LIMITS:

	SOILS	WATERS
S1: Dibromofluoromethane	80-125	80-120
S2: Toluene-d-8	80-120	80-120
S3: 4-bromofluorobenzene	80-120	80-120

CCV: 9080349, 9090127
LCS: 9090033
SPK: 9090033
I/S: 9080762
BFB: 9080769
EXT:

Data sent 09/08 initial. ATL Data Reviewed 9/09/09 initial. GMK

GC/MS DAILY LOG SUMMARY — QC Batch: 72-11016

DATE: 09-11-09 **DATAFILE:** C:\GCMS33\DATA\ 09SEP11

ASSIGNER: GMK/ATL **INSTRUMENT:** GC/MS #33 **EPA METHOD:** 1-4 Dioxane by 8260B

#ALS	SAMPLE NAME	PH	FILENAME	MATRIX	CLIENT	Load	Spectra	Run (x)	Rerun amt/Comments
System backflushed? N/A									94 12 24
dir. inj. 50NG BFB Pass @ 07:53			VTUN01	*****	*****	GMK	GMK	GMK	
1	10PPB 1-4 Dioxane STD		DIOX_010	*****	*****			GMK	
2	9I11016-BLK1		VBLK01 02 GMK 9/11/09 W		*****			GMK	
3	↓ -BS1		Q0911001			↓		ATL	
4	10ml ISI0878-01A	<2	02		TANOV	ATL		ATL	
5	-02A		03					GMK	
6	-03A		04					ATL	slightly foamy
7	↓ -04A		05					ATL	strong odor
8	9I11016-MS1		06					GMK	878-01
9	↓ -MSD1		07					GMK	↓
10	ISI0878-05A		08					GMK	
11	↓ -06A		09					GMK	
12	ISI0872-01A		10					GMK	
13	-02A		11					GMK	
14	-03A		12					ATL	
15	-04A		13				↓	ATL	
16	-05A		14						RR 500µl Due MI
17	-06A		15						RR 500µl Due to MI
18	-07A		16						RR 2.5ml
19	-08A		17						RR 1ml Due to MI
20	↓ ↓ -09A	↓	↓ 18	↓	↓	↓			RR 200µl
21	System Blank		19		—	GMK			
22	↓		20		—	↓			
23	↓	↓	↓ 21	↓	—	↓			

SURROGATE RECOVERY LIMITS:

	SOILS	WATERS
S1: Dibromofluoromethane	80-125	80-120
S2: Toluene-d-8	80-120	80-120
S3: 4-bromofluorobenzene	80-120	80-120

CCV: 9080753, 9090127
LCS: 9090033
SPK:
I/S: 9090222
BFB: 9080670
EXT:

Data sent 09-14-09 initial. GMK Data Reviewed 9/21/09 initial. VB

North Canton

METHOD BLANK DATA SHEET
EPA 8260B-SIM

Laboratory:	TestAmerica Irvine			SDG:	9H26266
Client:	TestAmerica North Canton			Project:	MSA Groundwater Sampling
Matrix:	Water	Laboratory ID:	9I05006-BLK1	File ID:	VBLK01.D
Prepared:	09/05/09 00:00	Preparation:	EPA 5030B GCMS	Initial/Final:	10 ml / 10 ml
Analyzed:	09/05/09 10:38	Instrument:	gcms45		
Batch:	9I05006	Sequence:		Calibration:	

CAS NO.	COMPOUND	CONC. (ug/l)	Q
123-91-1	1,4-Dioxane	2.0	U

SYSTEM MONITORING COMPOUND	ADDED (ug/l)	CONC (ug/l)	% REC	QC LIMITS	Q
Dibromofluoromethane	1.00	1.03	103	80 - 120	

METHOD BLANK DATA SHEET
EPA 8260B-SIM

Laboratory:	TestAmerica Irvine			SDG:	9H26266
Client:	TestAmerica North Canton			Project:	MSA Groundwater Sampling
Matrix:	Water	Laboratory ID:	9I05019-BLK1	File ID:	VBLK01.D
Prepared:	09/05/09 00:00	Preparation:	EPA 5030B GCMS	Initial/Final:	10 ml / 10 ml
Analyzed:	09/05/09 10:38	Instrument:	GCMS45		
Batch:	9I05019	Sequence:	II92801	Calibration:	I9H1901

CAS NO.	COMPOUND	CONC. (ug/l)	Q
123-91-1	1,4-Dioxane	2.0	U

SYSTEM MONITORING COMPOUND	ADDED (ug/l)	CONC (ug/l)	% REC	QC LIMITS	Q
Dibromofluoromethane	1.00	1.03	103	80 - 120	

INTERNAL STANDARD	AREA	RT	REF AREA	REF RT	Q
1,4-Dioxane-d8 (IS)	9431	5.73	8780	5.73	
Pentafluorobenzene	81443	4.52	81601	4.52	

METHOD BLANK DATA SHEET
EPA 8260B-SIM

Laboratory:	TestAmerica Irvine		SDG:	9H26266	
Client:	TestAmerica North Canton		Project:	MSA Groundwater Sampling	
Matrix:	Water	Laboratory ID:	9I08020-BLK1	File ID:	VBLK01.D
Prepared:	09/08/09 00:00	Preparation:	EPA 5030B GCMS	Initial/Final:	10 ml / 10 ml
Analyzed:	09/08/09 11:21	Instrument:	gcms45		
Batch:	9I08020	Sequence:		Calibration:	

CAS NO.	COMPOUND	CONC. (ug/l)	Q
123-91-1	1,4-Dioxane	2.0	U

SYSTEM MONITORING COMPOUND	ADDED (ug/l)	CONC (ug/l)	% REC	QC LIMITS	Q
Dibromofluoromethane	1.00	1.00	100	80 - 120	

METHOD BLANK DATA SHEET
EPA 8260B-SIM

Laboratory:	TestAmerica Irvine			SDG:	9H26266
Client:	TestAmerica North Canton			Project:	MSA Groundwater Sampling
Matrix:	Water	Laboratory ID:	9I08032-BLK1	File ID:	VBLK01.D
Prepared:	09/08/09 00:00	Preparation:	EPA 5030B GCMS	Initial/Final:	10 ml / 10 ml
Analyzed:	09/08/09 11:21	Instrument:	GCMS45		
Batch:	9I08032	Sequence:	II92803	Calibration:	I9H1901

CAS NO.	COMPOUND	CONC. (ug/l)	Q
123-91-1	1,4-Dioxane	2.0	U

SYSTEM MONITORING COMPOUND	ADDED (ug/l)	CONC (ug/l)	% REC	QC LIMITS	Q
Dibromofluoromethane	1.00	1.00	100	80 - 120	

INTERNAL STANDARD	AREA	RT	REF AREA	REF RT	Q
1,4-Dioxane-d8 (IS)	7198	5.73	9008	5.73	
Pentafluorobenzene	76282	4.52	75394	4.52	

METHOD BLANK DATA SHEET
EPA 8260B-SIM

Laboratory:	TestAmerica Irvine			SDG:	9H26266
Client:	TestAmerica North Canton			Project:	MSA Groundwater Sampling
Matrix:	Water	Laboratory ID:	9I06021-BLK1	File ID:	VBLK01.D
Prepared:	09/06/09 00:00	Preparation:	EPA 5030B GCMS	Initial/Final:	10 ml / 10 ml
Analyzed:	09/06/09 15:22	Instrument:	gcms45		
Batch:	9I06021	Sequence:		Calibration:	

CAS NO.	COMPOUND	CONC. (ug/l)	Q
123-91-1	1,4-Dioxane	2.0	U

SYSTEM MONITORING COMPOUND	ADDED (ug/l)	CONC (ug/l)	% REC	QC LIMITS	Q
Dibromofluoromethane	1.00	1.01	101	80 - 120	

METHOD BLANK DATA SHEET

EPA 8260B-SIM

Laboratory:	TestAmerica Irvine			SDG:	9H26266
Client:	TestAmerica North Canton			Project:	MSA Groundwater Sampling
Matrix:	Water	Laboratory ID:	9I06018-BLK1	File ID:	VBLK01.D
Prepared:	09/06/09 00:00	Preparation:	EPA 5030B GCMS	Initial/Final:	10 ml / 10 ml
Analyzed:	09/06/09 15:22	Instrument:	GCMS45		
Batch:	9I06018	Sequence:	II92802	Calibration:	I9H1901

CAS NO.	COMPOUND	CONC. (ug/l)	Q
123-91-1	1,4-Dioxane	2.0	U

SYSTEM MONITORING COMPOUND	ADDED (ug/l)	CONC (ug/l)	% REC	QC LIMITS	Q
Dibromofluoromethane	1.00	1.01	101	80 - 120	

INTERNAL STANDARD	AREA	RT	REF AREA	REF RT	Q
1,4-Dioxane-d8 (IS)	9260	5.73	8885	5.73	
Pentafluorobenzene	82027	4.52	82264	4.52	

METHOD BLANK DATA SHEET
EPA 8260B-SIM

Laboratory:	TestAmerica Irvine		SDG:	9H26266	
Client:	TestAmerica North Canton		Project:	MSA Groundwater Sampling	
Matrix:	Water	Laboratory ID:	9I11016-BLK1	File ID:	VBLK02.D
Prepared:	09/11/09 00:00	Preparation:	EPA 5030B GCMS	Initial/Final:	10 ml / 10 ml
Analyzed:	09/11/09 08:51	Instrument:	GCMS33		
Batch:	9I11016	Sequence:		Calibration:	

CAS NO.	COMPOUND	CONC. (ug/l)	Q
123-91-1	1,4-Dioxane	2.0	U

SYSTEM MONITORING COMPOUND	ADDED (ug/l)	CONC (ug/l)	% REC	QC LIMITS	Q
Dibromofluoromethane	1.00	1.06	106	80 - 120	

METHOD BLANK DATA SHEET
EPA 8260B-SIM

Laboratory:	TestAmerica Irvine			SDG:	9H26266
Client:	TestAmerica North Canton			Project:	MSA Groundwater Sampling
Matrix:	Water	Laboratory ID:	9I11024-BLK1	File ID:	VBLK02.D
Prepared:	09/11/09 00:00	Preparation:	EPA 5030B GCMS	Initial/Final:	10 ml / 10 ml
Analyzed:	09/11/09 08:51	Instrument:	GCMS33		
Batch:	9I11024	Sequence:	II92905	Calibration:	I9I2902

CAS NO.	COMPOUND	CONC. (ug/l)	Q
123-91-1	1,4-Dioxane	2.0	U

SYSTEM MONITORING COMPOUND	ADDED (ug/l)	CONC (ug/l)	% REC	QC LIMITS	Q
Dibromofluoromethane	1.00	1.06	106	80 - 120	

INTERNAL STANDARD	AREA	RT	REF AREA	REF RT	Q
1,4-Dioxane-d8 (IS)	12070	7.96	11633	7.96	
Pentafluorobenzene	87465	6.69	94357	6.69	

LCS / LCS DUPLICATE RECOVERY
EPA 8260B-SIM

Laboratory:	TestAmerica Irvine	SDG:	9H26266
Client:	TestAmerica North Canton	Project:	MSA Groundwater Sampling
Matrix:	Water	Spike standard:	9090033
Batch:	9I08020	Laboratory ID:	9I08020-BS1
Preparation:	EPA 5030B GCMS	Initial/Final:	10 ml / 10 ml

COMPOUND	SPIKE ADDED (ug/l)	LCS CONCENTRATION (ug/l)	LCS % REC. #	QC LIMITS REC.
1,4-Dioxane	10.0	9.05	90	70 - 125

Column to be used to flag recovery and RPD values with an asterisk

* Values outside of QC limits

LCS / LCS DUPLICATE RECOVERY
EPA 8260B-SIM

Laboratory:	TestAmerica Irvine	SDG:	9H26266
Client:	TestAmerica North Canton	Project:	MSA Groundwater Sampling
Matrix:	Water	Spike standard:	9090033
Batch:	9I05006	Laboratory ID:	9I05006-BS1
Preparation:	EPA 5030B GCMS	Initial/Final:	10 ml / 10 ml

COMPOUND	SPIKE ADDED (ug/l)	LCS CONCENTRATION (ug/l)	LCS % REC. #	QC LIMITS REC.
1,4-Dioxane	10.0	9.37	94	70 - 125

Column to be used to flag recovery and RPD values with an asterisk

* Values outside of QC limits

LCS / LCS DUPLICATE RECOVERY
EPA 8260B-SIM

Laboratory:	TestAmerica Irvine	SDG:	9H26266
Client:	TestAmerica North Canton	Project:	MSA Groundwater Sampling
Matrix:	Water	Spike standard:	9090033
Batch:	9I06021	Laboratory ID:	9I06021-BS1
Preparation:	EPA 5030B GCMS	Initial/Final:	10 ml / 10 ml

COMPOUND	SPIKE ADDED (ug/l)	LCS CONCENTRATION (ug/l)	LCS % REC. #	QC LIMITS REC.
1,4-Dioxane	10.0	8.87	89	70 - 125

Column to be used to flag recovery and RPD values with an asterisk

* Values outside of QC limits

LCS / LCS DUPLICATE RECOVERY
EPA 8260B-SIM

Laboratory:	TestAmerica Irvine	SDG:	9H26266
Client:	TestAmerica North Canton	Project:	MSA Groundwater Sampling
Matrix:	Water	Spike standard:	9090033
Batch:	9I11016	Laboratory ID:	9I11016-BS1
Preparation:	EPA 5030B GCMS	Initial/Final:	10 ml / 10 ml

COMPOUND	SPIKE ADDED (ug/l)	LCS CONCENTRATION (ug/l)	LCS % REC. #	QC LIMITS REC.
1,4-Dioxane	10.0	10.3	103	70 - 125

Column to be used to flag recovery and RPD values with an asterisk

* Values outside of QC limits

LCS / LCS DUPLICATE RECOVERY
EPA 8260B-SIM

Laboratory:	TestAmerica Irvine	SDG:	9H26266
Client:	TestAmerica North Canton	Project:	MSA Groundwater Sampling
Matrix:	Water	Spike standard:	9090033
Batch:	9I11024	Laboratory ID:	9I11024-BS1
Preparation:	EPA 5030B GCMS	Initial/Final:	10 ml / 10 ml

COMPOUND	SPIKE ADDED (ug/l)	LCS CONCENTRATION (ug/l)	LCS % REC. #	QC LIMITS REC.
1,4-Dioxane	10.0	10.3	103	70 - 125

Column to be used to flag recovery and RPD values with an asterisk

* Values outside of QC limits

MATRIX SPIKE / MATRIX SPIKE DUPLICATE RECOVERY

MSA-MW15D-082509

EPA 8260B-SIM

Laboratory:	TestAmerica Irvine	SDG:	9H26266
Client:	TestAmerica North Canton	Project:	MSA Groundwater Sampling
Matrix:	Water	Spike standard:	9090033
Batch:	9I05006	Laboratory ID:	9I05006-MS1
Preparation:	EPA 5030B GCMS	Initial/Final:	10 ml / 10 ml

Source Sample Name: MSA-MW15D-082509

COMPOUND	SPIKE ADDED (ug/l)	SAMPLE CONCENTRATION (ug/l)	MS CONCENTRATION (ug/l)	MS % REC. #	QC LIMITS REC.
1,4-Dioxane	10.0	ND	8.89	89	70 - 130

COMPOUND	SPIKE ADDED (ug/l)	MSD CONCENTRATION (ug/l)	MSD % REC. #	% RPD #	QC LIMITS RPD	QC LIMITS REC.
1,4-Dioxane	10.0	8.98	90	1	30	70 - 130

Column to be used to flag recovery and RPD values with an asterisk

* Values outside of QC limits

MATRIX SPIKE / MATRIX SPIKE DUPLICATE RECOVERY

Matrix Spike

EPA 8260B-SIM

Laboratory:	TestAmerica Irvine	SDG:	9H26266
Client:	TestAmerica North Canton	Project:	MSA Groundwater Sampling
Matrix:	Water	Spike standard:	9090033
Batch:	9I08020	Laboratory ID:	9I08020-MS1
Preparation:	EPA 5030B GCMS	Initial/Final:	10 ml / 10 ml

Source Sample Name: Matrix Spike

COMPOUND	SPIKE ADDED (ug/l)	SAMPLE CONCENTRATION (ug/l)	MS CONCENTRATION (ug/l)	MS % REC. #	QC LIMITS REC.
1,4-Dioxane	10.0	ND	8.83	88	70 - 130

COMPOUND	SPIKE ADDED (ug/l)	MSD CONCENTRATION (ug/l)	MSD % REC. #	% RPD #	QC LIMITS RPD	QC LIMITS REC.
1,4-Dioxane	10.0	8.99	90	2	30	70 - 130

Column to be used to flag recovery and RPD values with an asterisk

* Values outside of QC limits

SURROGATE STANDARD RECOVERY AND RT SUMMARY
EPA 8260B-SIM

Laboratory:	TestAmerica Irvine	SDG:	9H26266
Client:	TestAmerica North Canton	Project:	MSA Groundwater Sampling
Sequence:		Instrument:	
Matrix:	Water	Calibration:	

Surrogate Compound	Spike Level ug/l	% Recovery	Recovery Limits	RT	Calibration Mean RT	RT Diff	RT Diff Limit	Q
Blank (9I05006-BLK1)			Lab File ID: VBLK01.D		Analyzed: 09/05/09 10:38			
Dibromofluoromethane	1.00	103	80 - 120	4.07		4.0700	+/-1.0	*
LCS (9I05006-BS1)			Lab File ID: V0904001.D		Analyzed: 09/05/09 11:07			
Dibromofluoromethane	1.00	106	80 - 120	4.07		4.0700	+/-1.0	*
Matrix Spike (9I05006-MS1)			Lab File ID: V0904004.D		Analyzed: 09/05/09 17:04			
Dibromofluoromethane	1.00	105	80 - 120	4.07		4.0700	+/-1.0	*
Matrix Spike Dup (9I05006-MSD1)			Lab File ID: V0904005.D		Analyzed: 09/05/09 17:33			
Dibromofluoromethane	1.00	107	80 - 120	4.07		4.0700	+/-1.0	*

SURROGATE STANDARD RECOVERY AND RT SUMMARY
EPA 8260B-SIM

Laboratory:	TestAmerica Irvine	SDG:	9H26266
Client:	TestAmerica North Canton	Project:	MSA Groundwater Sampling
Sequence:		Instrument:	gcms45
Matrix:	Water	Calibration:	

Surrogate Compound	Spike Level ug/l	% Recovery	Recovery Limits	RT	Calibration Mean RT	RT Diff	RT Diff Limit	Q
MSA-MW15S-082509 (ISI0524-01)			Lab File ID: V0904006.D		Analyzed: 09/05/09 18:02			
Dibromofluoromethane	1.00	102	80 - 120	4.07		4.0700	+/-1.0	*
MSA-MW15D-082509 (ISI0524-02)			Lab File ID: V0904003.D		Analyzed: 09/05/09 16:35			
Dibromofluoromethane	1.00	109	80 - 120	4.07		4.0700	+/-1.0	*

SURROGATE STANDARD RECOVERY AND RT SUMMARY
EPA 8260B-SIM

Laboratory:	TestAmerica Irvine	SDG:	9H26266
Client:	TestAmerica North Canton	Project:	MSA Groundwater Sampling
Sequence:	IH91901	Instrument:	GCMS45
Matrix:	Water	Calibration:	I9H1901

Surrogate Compound	Spike Level ug/l	% Recovery	Recovery Limits	RT	Calibration Mean RT	RT Diff	RT Diff Limit	Q
Secondary Cal Check (IH91901-SCV1)			Lab File ID: V0819001.D		Analyzed: 08/19/09 11:44			
Dibromofluoromethane	1.00	89	0 - 200	4.07	4.09	-0.0200	+/-1.0	

SURROGATE STANDARD RECOVERY AND RT SUMMARY
EPA 8260B-SIM

Laboratory:	TestAmerica Irvine	SDG:	9H26266
Client:	TestAmerica North Canton	Project:	MSA Groundwater Sampling
Sequence:	II92801	Instrument:	GCMS45
Matrix:	Water	Calibration:	I9H1901

Surrogate Compound	Spike Level ug/l	% Recovery	Recovery Limits	RT	Calibration Mean RT	RT Diff	RT Diff Limit	Q
Blank (9I05019-BLK1)			Lab File ID: VBLK01.D		Analyzed: 09/05/09 10:38			
Dibromofluoromethane	1.00	103	80 - 120	4.07	4.09	-0.0200	+/-1.0	
LCS (9I05019-BS1)			Lab File ID: V0904001.D		Analyzed: 09/05/09 11:07			
Dibromofluoromethane	1.00	106	80 - 120	4.07	4.09	-0.0200	+/-1.0	
Matrix Spike (9I05019-MS1)			Lab File ID: V0904004.D		Analyzed: 09/05/09 17:04			
Dibromofluoromethane	1.00	105	80 - 120	4.07	4.09	-0.0200	+/-1.0	
Matrix Spike Dup (9I05019-MSD1)			Lab File ID: V0904005.D		Analyzed: 09/05/09 17:33			
Dibromofluoromethane	1.00	107	80 - 120	4.07	4.09	-0.0200	+/-1.0	
Calibration Check (II92801-CCV1)			Lab File ID: DIOX010.D		Analyzed: 09/05/09 10:09			
Dibromofluoromethane	1.00	99	0 - 200	4.07	4.09	-0.0200	+/-1.0	
MSA-MW15S-082509 (ISI0524-01)			Lab File ID: V0904006.D		Analyzed: 09/05/09 18:02			
Dibromofluoromethane	1.00	102	80 - 120	4.07	4.09	-0.0200	+/-1.0	
MSA-MW15D-082509 (ISI0524-02)			Lab File ID: V0904003.D		Analyzed: 09/05/09 16:35			
Dibromofluoromethane	1.00	109	80 - 120	4.07	4.09	-0.0200	+/-1.0	

SURROGATE STANDARD RECOVERY AND RT SUMMARY
EPA 8260B-SIM

Laboratory: TestAmerica Irvine
Client: TestAmerica North Canton
Sequence:
Matrix: Water

SDG: 9H26266
Project: MSA Groundwater Sampling
Instrument:
Calibration:

Surrogate Compound	Spike Level ug/l	% Recovery	Recovery Limits	RT	Calibration Mean RT	RT Diff	RT Diff Limit	Q
Blank (9I05006-BLK1)			Lab File ID: VBLK01.D		Analyzed: 09/05/09 10:38			
Dibromofluoromethane	1.00	103	80 - 120	4.07		4.0700	+/-1.0	*
LCS (9I05006-BS1)			Lab File ID: V0904001.D		Analyzed: 09/05/09 11:07			
Dibromofluoromethane	1.00	106	80 - 120	4.07		4.0700	+/-1.0	*
Matrix Spike (9I05006-MS1)			Lab File ID: V0904004.D		Analyzed: 09/05/09 17:04			
Dibromofluoromethane	1.00	105	80 - 120	4.07		4.0700	+/-1.0	*
Matrix Spike Dup (9I05006-MSD1)			Lab File ID: V0904005.D		Analyzed: 09/05/09 17:33			
Dibromofluoromethane	1.00	107	80 - 120	4.07		4.0700	+/-1.0	*
Blank (9I08020-BLK1)			Lab File ID: VBLK01.D		Analyzed: 09/08/09 11:21			
Dibromofluoromethane	1.00	100	80 - 120	4.07		4.0700	+/-1.0	*
LCS (9I08020-BS1)			Lab File ID: V0908001.D		Analyzed: 09/08/09 11:50			
Dibromofluoromethane	1.00	100	80 - 120	4.07		4.0700	+/-1.0	*
Matrix Spike (9I08020-MS1)			Lab File ID: V0908005.D		Analyzed: 09/08/09 14:04			
Dibromofluoromethane	1.00	104	80 - 120	4.07		4.0700	+/-1.0	*
Matrix Spike Dup (9I08020-MSD1)			Lab File ID: V0908006.D		Analyzed: 09/08/09 14:33			
Dibromofluoromethane	1.00	104	80 - 120	4.07		4.0700	+/-1.0	*

SURROGATE STANDARD RECOVERY AND RT SUMMARY
EPA 8260B-SIM

Laboratory:	TestAmerica Irvine	SDG:	9H26266
Client:	TestAmerica North Canton	Project:	MSA Groundwater Sampling
Sequence:		Instrument:	gcms45
Matrix:	Water	Calibration:	

Surrogate Compound	Spike Level ug/l	% Recovery	Recovery Limits	RT	Calibration Mean RT	RT Diff	RT Diff Limit	Q
MSA-MW28I-082609 (ISI0525-01)			Lab File ID: V0904011.D		Analyzed: 09/05/09 20:27			
Dibromofluoromethane	1.00	104	80 - 120	4.07		4.0700	+/-1.0	*
MSA-MW15I-082609 (ISI0525-02)			Lab File ID: V0908010.D		Analyzed: 09/08/09 16:29			
Dibromofluoromethane	1.00	95	80 - 120	4.07		4.0700	+/-1.0	*
MSA-MW16I-082609 (ISI0525-03)			Lab File ID: V0908009.D		Analyzed: 09/08/09 16:00			
Dibromofluoromethane	1.00	101	80 - 120	4.07		4.0700	+/-1.0	*
MSA-MW20S-082609 (ISI0525-04)			Lab File ID: V0904012.D		Analyzed: 09/05/09 20:56			
Dibromofluoromethane	1.00	102	80 - 120	4.07		4.0700	+/-1.0	*

SURROGATE STANDARD RECOVERY AND RT SUMMARY
EPA 8260B-SIM

Laboratory:	TestAmerica Irvine	SDG:	9H26266
Client:	TestAmerica North Canton	Project:	MSA Groundwater Sampling
Sequence:	IH91901	Instrument:	GCMS45
Matrix:	Water	Calibration:	I9H1901

Surrogate Compound	Spike Level ug/l	% Recovery	Recovery Limits	RT	Calibration Mean RT	RT Diff	RT Diff Limit	Q
Secondary Cal Check (IH91901-SCV1)			Lab File ID: V0819001.D		Analyzed: 08/19/09 11:44			
Dibromofluoromethane	1.00	89	0 - 200	4.07	4.09	-0.0200	+/-1.0	

SURROGATE STANDARD RECOVERY AND RT SUMMARY
EPA 8260B-SIM

Laboratory:	TestAmerica Irvine	SDG:	9H26266
Client:	TestAmerica North Canton	Project:	MSA Groundwater Sampling
Sequence:	II92801	Instrument:	GCMS45
Matrix:	Water	Calibration:	I9H1901

Surrogate Compound	Spike Level ug/l	% Recovery	Recovery Limits	RT	Calibration Mean RT	RT Diff	RT Diff Limit	Q
Blank (9I05019-BLK1)			Lab File ID: VBLK01.D		Analyzed: 09/05/09 10:38			
Dibromofluoromethane	1.00	103	80 - 120	4.07	4.09	-0.0200	+/-1.0	
LCS (9I05019-BS1)			Lab File ID: V0904001.D		Analyzed: 09/05/09 11:07			
Dibromofluoromethane	1.00	106	80 - 120	4.07	4.09	-0.0200	+/-1.0	
Matrix Spike (9I05019-MS1)			Lab File ID: V0904004.D		Analyzed: 09/05/09 17:04			
Dibromofluoromethane	1.00	105	80 - 120	4.07	4.09	-0.0200	+/-1.0	
Matrix Spike Dup (9I05019-MSD1)			Lab File ID: V0904005.D		Analyzed: 09/05/09 17:33			
Dibromofluoromethane	1.00	107	80 - 120	4.07	4.09	-0.0200	+/-1.0	
Calibration Check (II92801-CCV1)			Lab File ID: DIOX010.D		Analyzed: 09/05/09 10:09			
Dibromofluoromethane	1.00	99	0 - 200	4.07	4.09	-0.0200	+/-1.0	
MSA-MW28I-082609 (ISI0525-01)			Lab File ID: V0904011.D		Analyzed: 09/05/09 20:27			
Dibromofluoromethane	1.00	104	80 - 120	4.07	4.09	-0.0200	+/-1.0	
MSA-MW20S-082609 (ISI0525-04)			Lab File ID: V0904012.D		Analyzed: 09/05/09 20:56			
Dibromofluoromethane	1.00	102	80 - 120	4.07	4.09	-0.0200	+/-1.0	

SURROGATE STANDARD RECOVERY AND RT SUMMARY
EPA 8260B-SIM

Laboratory:	TestAmerica Irvine	SDG:	9H26266
Client:	TestAmerica North Canton	Project:	MSA Groundwater Sampling
Sequence:	II92803	Instrument:	GCMS45
Matrix:	Water	Calibration:	I9H1901

Surrogate Compound	Spike Level ug/l	% Recovery	Recovery Limits	RT	Calibration Mean RT	RT Diff	RT Diff Limit	Q
Blank (9I08032-BLK1)			Lab File ID: VBLK01.D		Analyzed: 09/08/09 11:21			
Dibromofluoromethane	1.00	100	80 - 120	4.07	4.09	-0.0200	+/-1.0	
LCS (9I08032-BS1)			Lab File ID: V0908001.D		Analyzed: 09/08/09 11:50			
Dibromofluoromethane	1.00	100	80 - 120	4.07	4.09	-0.0200	+/-1.0	
Matrix Spike (9I08032-MS1)			Lab File ID: V0908005.D		Analyzed: 09/08/09 14:04			
Dibromofluoromethane	1.00	104	80 - 120	4.07	4.09	-0.0200	+/-1.0	
Matrix Spike Dup (9I08032-MSD1)			Lab File ID: V0908006.D		Analyzed: 09/08/09 14:33			
Dibromofluoromethane	1.00	104	80 - 120	4.07	4.09	-0.0200	+/-1.0	
Calibration Check (II92803-CCV1)			Lab File ID: DIOX010.D		Analyzed: 09/08/09 10:52			
Dibromofluoromethane	1.00	101	0 - 200	4.07	4.09	-0.0200	+/-1.0	
MSA-MW15I-082609 (ISI0525-02)			Lab File ID: V0908010.D		Analyzed: 09/08/09 16:29			
Dibromofluoromethane	1.00	95	80 - 120	4.07	4.09	-0.0200	+/-1.0	
MSA-MW16I-082609 (ISI0525-03)			Lab File ID: V0908009.D		Analyzed: 09/08/09 16:00			
Dibromofluoromethane	1.00	101	80 - 120	4.07	4.09	-0.0200	+/-1.0	

SURROGATE STANDARD RECOVERY AND RT SUMMARY
EPA 8260B-SIM

Laboratory:	TestAmerica Irvine	SDG:	9H26266
Client:	TestAmerica North Canton	Project:	MSA Groundwater Sampling
Sequence:		Instrument:	
Matrix:	Water	Calibration:	

Surrogate Compound	Spike Level ug/l	% Recovery	Recovery Limits	RT	Calibration Mean RT	RT Diff	RT Diff Limit	Q
Blank (9I05006-BLK1)			Lab File ID: VBLK01.D		Analyzed: 09/05/09 10:38			
Dibromofluoromethane	1.00	103	80 - 120	4.07		4.0700	+/-1.0	*
LCS (9I05006-BS1)			Lab File ID: V0904001.D		Analyzed: 09/05/09 11:07			
Dibromofluoromethane	1.00	106	80 - 120	4.07		4.0700	+/-1.0	*
Matrix Spike (9I05006-MS1)			Lab File ID: V0904004.D		Analyzed: 09/05/09 17:04			
Dibromofluoromethane	1.00	105	80 - 120	4.07		4.0700	+/-1.0	*
Matrix Spike Dup (9I05006-MSD1)			Lab File ID: V0904005.D		Analyzed: 09/05/09 17:33			
Dibromofluoromethane	1.00	107	80 - 120	4.07		4.0700	+/-1.0	*
Blank (9I06021-BLK1)			Lab File ID: VBLK01.D		Analyzed: 09/06/09 15:22			
Dibromofluoromethane	1.00	101	80 - 120	4.07		4.0700	+/-1.0	*
LCS (9I06021-BS1)			Lab File ID: V0906001.D		Analyzed: 09/06/09 15:51			
Dibromofluoromethane	1.00	92	80 - 120	4.07		4.0700	+/-1.0	*
Matrix Spike (9I06021-MS1)			Lab File ID: V0906003.D		Analyzed: 09/06/09 17:12			
Dibromofluoromethane	1.00	104	80 - 120	4.07		4.0700	+/-1.0	*
Matrix Spike Dup (9I06021-MSD1)			Lab File ID: V0906004.D		Analyzed: 09/06/09 17:41			
Dibromofluoromethane	1.00	105	80 - 120	4.07		4.0700	+/-1.0	*
Blank (9I08020-BLK1)			Lab File ID: VBLK01.D		Analyzed: 09/08/09 11:21			
Dibromofluoromethane	1.00	100	80 - 120	4.07		4.0700	+/-1.0	*
LCS (9I08020-BS1)			Lab File ID: V0908001.D		Analyzed: 09/08/09 11:50			
Dibromofluoromethane	1.00	100	80 - 120	4.07		4.0700	+/-1.0	*
Matrix Spike (9I08020-MS1)			Lab File ID: V0908005.D		Analyzed: 09/08/09 14:04			
Dibromofluoromethane	1.00	104	80 - 120	4.07		4.0700	+/-1.0	*
Matrix Spike Dup (9I08020-MSD1)			Lab File ID: V0908006.D		Analyzed: 09/08/09 14:33			
Dibromofluoromethane	1.00	104	80 - 120	4.07		4.0700	+/-1.0	*

SURROGATE STANDARD RECOVERY AND RT SUMMARY
EPA 8260B-SIM

Laboratory:	TestAmerica Irvine	SDG:	9H26266
Client:	TestAmerica North Canton	Project:	MSA Groundwater Sampling
Sequence:		Instrument:	gcms45
Matrix:	Water	Calibration:	

Surrogate Compound	Spike Level ug/l	% Recovery	Recovery Limits	RT	Calibration Mean RT	RT Diff	RT Diff Limit	Q
MSA-MW16D-082709 (ISI0527-01)			Lab File ID: V0904013.D		Analyzed: 09/05/09 21:25			
Dibromofluoromethane	1.00	102	80 - 120	4.07		4.0700	+/-1.0	*
MSA-MW20I-082709 (ISI0527-02)			Lab File ID: V0908008.D		Analyzed: 09/08/09 15:31			
Dibromofluoromethane	1.00	100	80 - 120	4.07		4.0700	+/-1.0	*
MSA-MW20D-082709 (ISI0527-03)			Lab File ID: V0906009.D		Analyzed: 09/06/09 20:06			
Dibromofluoromethane	1.00	106	80 - 120	4.07		4.0700	+/-1.0	*

SURROGATE STANDARD RECOVERY AND RT SUMMARY
EPA 8260B-SIM

Laboratory:	TestAmerica Irvine	SDG:	9H26266
Client:	TestAmerica North Canton	Project:	MSA Groundwater Sampling
Sequence:	IH91901	Instrument:	GCMS45
Matrix:	Water	Calibration:	I9H1901

Surrogate Compound	Spike Level ug/l	% Recovery	Recovery Limits	RT	Calibration Mean RT	RT Diff	RT Diff Limit	Q
Secondary Cal Check (IH91901-SCV1)			Lab File ID: V0819001.D		Analyzed: 08/19/09 11:44			
Dibromofluoromethane	1.00	89	0 - 200	4.07	4.09	-0.0200	+/-1.0	

SURROGATE STANDARD RECOVERY AND RT SUMMARY
EPA 8260B-SIM

Laboratory:	TestAmerica Irvine	SDG:	9H26266
Client:	TestAmerica North Canton	Project:	MSA Groundwater Sampling
Sequence:	II92801	Instrument:	GCMS45
Matrix:	Water	Calibration:	I9H1901

Surrogate Compound	Spike Level ug/l	% Recovery	Recovery Limits	RT	Calibration Mean RT	RT Diff	RT Diff Limit	Q
Blank (9I05019-BLK1)			Lab File ID: VBLK01.D		Analyzed: 09/05/09 10:38			
Dibromofluoromethane	1.00	103	80 - 120	4.07	4.09	-0.0200	+/-1.0	
LCS (9I05019-BS1)			Lab File ID: V0904001.D		Analyzed: 09/05/09 11:07			
Dibromofluoromethane	1.00	106	80 - 120	4.07	4.09	-0.0200	+/-1.0	
Matrix Spike (9I05019-MS1)			Lab File ID: V0904004.D		Analyzed: 09/05/09 17:04			
Dibromofluoromethane	1.00	105	80 - 120	4.07	4.09	-0.0200	+/-1.0	
Matrix Spike Dup (9I05019-MSD1)			Lab File ID: V0904005.D		Analyzed: 09/05/09 17:33			
Dibromofluoromethane	1.00	107	80 - 120	4.07	4.09	-0.0200	+/-1.0	
Calibration Check (II92801-CCV1)			Lab File ID: DIOX010.D		Analyzed: 09/05/09 10:09			
Dibromofluoromethane	1.00	99	0 - 200	4.07	4.09	-0.0200	+/-1.0	
MSA-MW16D-082709 (ISI0527-01)			Lab File ID: V0904013.D		Analyzed: 09/05/09 21:25			
Dibromofluoromethane	1.00	102	80 - 120	4.07	4.09	-0.0200	+/-1.0	

SURROGATE STANDARD RECOVERY AND RT SUMMARY
EPA 8260B-SIM

Laboratory:	TestAmerica Irvine	SDG:	9H26266
Client:	TestAmerica North Canton	Project:	MSA Groundwater Sampling
Sequence:	II92802	Instrument:	GCMS45
Matrix:	Water	Calibration:	I9H1901

Surrogate Compound	Spike Level ug/l	% Recovery	Recovery Limits	RT	Calibration Mean RT	RT Diff	RT Diff Limit	Q
Blank (9I06018-BLK1)			Lab File ID: VBLK01.D		Analyzed: 09/06/09 15:22			
Dibromofluoromethane	1.00	101	80 - 120	4.07	4.09	-0.0200	+/-1.0	
LCS (9I06018-BS1)			Lab File ID: V0906001.D		Analyzed: 09/06/09 15:51			
Dibromofluoromethane	1.00	92	80 - 120	4.07	4.09	-0.0200	+/-1.0	
Matrix Spike (9I06018-MS1)			Lab File ID: V0906003.D		Analyzed: 09/06/09 17:12			
Dibromofluoromethane	1.00	104	80 - 120	4.07	4.09	-0.0200	+/-1.0	
Matrix Spike Dup (9I06018-MSD1)			Lab File ID: V0906004.D		Analyzed: 09/06/09 17:41			
Dibromofluoromethane	1.00	105	80 - 120	4.07	4.09	-0.0200	+/-1.0	
Calibration Check (II92802-CCV1)			Lab File ID: DIOX010.D		Analyzed: 09/06/09 14:53			
Dibromofluoromethane	1.00	99	0 - 200	4.07	4.09	-0.0200	+/-1.0	
MSA-MW20D-082709 (ISI0527-03)			Lab File ID: V0906009.D		Analyzed: 09/06/09 20:06			
Dibromofluoromethane	1.00	106	80 - 120	4.07	4.09	-0.0200	+/-1.0	

SURROGATE STANDARD RECOVERY AND RT SUMMARY
EPA 8260B-SIM

Laboratory:	TestAmerica Irvine	SDG:	9H26266
Client:	TestAmerica North Canton	Project:	MSA Groundwater Sampling
Sequence:	II92803	Instrument:	GCMS45
Matrix:	Water	Calibration:	I9H1901

Surrogate Compound	Spike Level ug/l	% Recovery	Recovery Limits	RT	Calibration Mean RT	RT Diff	RT Diff Limit	Q
Blank (9I08032-BLK1)			Lab File ID: VBLK01.D		Analyzed: 09/08/09 11:21			
Dibromofluoromethane	1.00	100	80 - 120	4.07	4.09	-0.0200	+/-1.0	
LCS (9I08032-BS1)			Lab File ID: V0908001.D		Analyzed: 09/08/09 11:50			
Dibromofluoromethane	1.00	100	80 - 120	4.07	4.09	-0.0200	+/-1.0	
Matrix Spike (9I08032-MS1)			Lab File ID: V0908005.D		Analyzed: 09/08/09 14:04			
Dibromofluoromethane	1.00	104	80 - 120	4.07	4.09	-0.0200	+/-1.0	
Matrix Spike Dup (9I08032-MSD1)			Lab File ID: V0908006.D		Analyzed: 09/08/09 14:33			
Dibromofluoromethane	1.00	104	80 - 120	4.07	4.09	-0.0200	+/-1.0	
Calibration Check (II92803-CCV1)			Lab File ID: DIOX010.D		Analyzed: 09/08/09 10:52			
Dibromofluoromethane	1.00	101	0 - 200	4.07	4.09	-0.0200	+/-1.0	
MSA-MW20I-082709 (ISI0527-02)			Lab File ID: V0908008.D		Analyzed: 09/08/09 15:31			
Dibromofluoromethane	1.00	100	80 - 120	4.07	4.09	-0.0200	+/-1.0	

SURROGATE STANDARD RECOVERY AND RT SUMMARY
EPA 8260B-SIM

Laboratory: TestAmerica Irvine
SDG: 9H26266
Client: TestAmerica North Canton
Project: MSA Groundwater Sampling
Sequence:
Instrument:
Matrix: Water
Calibration:

Surrogate Compound	Spike Level ug/l	% Recovery	Recovery Limits	RT	Calibration Mean RT	RT Diff	RT Diff Limit	Q
Blank (9I06021-BLK1)			Lab File ID: VBLK01.D		Analyzed: 09/06/09 15:22			
Dibromofluoromethane	1.00	101	80 - 120	4.07		4.0700	+/-1.0	*
LCS (9I06021-BS1)			Lab File ID: V0906001.D		Analyzed: 09/06/09 15:51			
Dibromofluoromethane	1.00	92	80 - 120	4.07		4.0700	+/-1.0	*
Matrix Spike (9I06021-MS1)			Lab File ID: V0906003.D		Analyzed: 09/06/09 17:12			
Dibromofluoromethane	1.00	104	80 - 120	4.07		4.0700	+/-1.0	*
Matrix Spike Dup (9I06021-MSD1)			Lab File ID: V0906004.D		Analyzed: 09/06/09 17:41			
Dibromofluoromethane	1.00	105	80 - 120	4.07		4.0700	+/-1.0	*
Blank (9I08020-BLK1)			Lab File ID: VBLK01.D		Analyzed: 09/08/09 11:21			
Dibromofluoromethane	1.00	100	80 - 120	4.07		4.0700	+/-1.0	*
LCS (9I08020-BS1)			Lab File ID: V0908001.D		Analyzed: 09/08/09 11:50			
Dibromofluoromethane	1.00	100	80 - 120	4.07		4.0700	+/-1.0	*
Matrix Spike (9I08020-MS1)			Lab File ID: V0908005.D		Analyzed: 09/08/09 14:04			
Dibromofluoromethane	1.00	104	80 - 120	4.07		4.0700	+/-1.0	*
Matrix Spike Dup (9I08020-MSD1)			Lab File ID: V0908006.D		Analyzed: 09/08/09 14:33			
Dibromofluoromethane	1.00	104	80 - 120	4.07		4.0700	+/-1.0	*

SURROGATE STANDARD RECOVERY AND RT SUMMARY
EPA 8260B-SIM

Laboratory:	TestAmerica Irvine	SDG:	9H26266
Client:	TestAmerica North Canton	Project:	MSA Groundwater Sampling
Sequence:		Instrument:	gcms45
Matrix:	Water	Calibration:	

Surrogate Compound	Spike Level ug/l	% Recovery	Recovery Limits	RT	Calibration Mean RT	RT Diff	RT Diff Limit	Q
MSA-MW17I-082809 (ISI0528-01)			Lab File ID: V0908007.D		Analyzed: 09/08/09 15:02			
Dibromofluoromethane	1.00	101	80 - 120	4.07		4.0700	+/-1.0	*
MSA-MW17S-082809 (ISI0528-02)			Lab File ID: V0906002.D		Analyzed: 09/06/09 16:43			
Dibromofluoromethane	1.00	106	80 - 120	4.07		4.0700	+/-1.0	*
MSA-MW31D-082809 (ISI0528-03)			Lab File ID: V0906005.D		Analyzed: 09/06/09 18:10			
Dibromofluoromethane	1.00	106	80 - 120	4.07		4.0700	+/-1.0	*
MSA-MW27D-082809 (ISI0528-04)			Lab File ID: V0908004.D		Analyzed: 09/08/09 13:35			
Dibromofluoromethane	1.00	106	80 - 120	4.07		4.0700	+/-1.0	*

SURROGATE STANDARD RECOVERY AND RT SUMMARY
EPA 8260B-SIM

Laboratory:	TestAmerica Irvine	SDG:	9H26266
Client:	TestAmerica North Canton	Project:	MSA Groundwater Sampling
Sequence:	IH91901	Instrument:	GCMS45
Matrix:	Water	Calibration:	I9H1901

Surrogate Compound	Spike Level ug/l	% Recovery	Recovery Limits	RT	Calibration Mean RT	RT Diff	RT Diff Limit	Q
Secondary Cal Check (IH91901-SCV1)			Lab File ID: V0819001.D		Analyzed: 08/19/09 11:44			
Dibromofluoromethane	1.00	89	0 - 200	4.07	4.09	-0.0200	+/-1.0	

SURROGATE STANDARD RECOVERY AND RT SUMMARY
EPA 8260B-SIM

Laboratory:	TestAmerica Irvine	SDG:	9H26266
Client:	TestAmerica North Canton	Project:	MSA Groundwater Sampling
Sequence:	II92802	Instrument:	GCMS45
Matrix:	Water	Calibration:	I9H1901

Surrogate Compound	Spike Level ug/l	% Recovery	Recovery Limits	RT	Calibration Mean RT	RT Diff	RT Diff Limit	Q
Blank (9I06018-BLK1)			Lab File ID: VBLK01.D		Analyzed: 09/06/09 15:22			
Dibromofluoromethane	1.00	101	80 - 120	4.07	4.09	-0.0200	+/-1.0	
LCS (9I06018-BS1)			Lab File ID: V0906001.D		Analyzed: 09/06/09 15:51			
Dibromofluoromethane	1.00	92	80 - 120	4.07	4.09	-0.0200	+/-1.0	
Matrix Spike (9I06018-MS1)			Lab File ID: V0906003.D		Analyzed: 09/06/09 17:12			
Dibromofluoromethane	1.00	104	80 - 120	4.07	4.09	-0.0200	+/-1.0	
Matrix Spike Dup (9I06018-MSD1)			Lab File ID: V0906004.D		Analyzed: 09/06/09 17:41			
Dibromofluoromethane	1.00	105	80 - 120	4.07	4.09	-0.0200	+/-1.0	
Calibration Check (II92802-CCV1)			Lab File ID: DIOX010.D		Analyzed: 09/06/09 14:53			
Dibromofluoromethane	1.00	99	0 - 200	4.07	4.09	-0.0200	+/-1.0	
MSA-MW17S-082809 (ISI0528-02)			Lab File ID: V0906002.D		Analyzed: 09/06/09 16:43			
Dibromofluoromethane	1.00	106	80 - 120	4.07	4.09	-0.0200	+/-1.0	
MSA-MW31D-082809 (ISI0528-03)			Lab File ID: V0906005.D		Analyzed: 09/06/09 18:10			
Dibromofluoromethane	1.00	106	80 - 120	4.07	4.09	-0.0200	+/-1.0	

SURROGATE STANDARD RECOVERY AND RT SUMMARY
EPA 8260B-SIM

Laboratory:	TestAmerica Irvine	SDG:	9H26266
Client:	TestAmerica North Canton	Project:	MSA Groundwater Sampling
Sequence:	II92803	Instrument:	GCMS45
Matrix:	Water	Calibration:	I9H1901

Surrogate Compound	Spike Level ug/l	% Recovery	Recovery Limits	RT	Calibration Mean RT	RT Diff	RT Diff Limit	Q
Blank (9I08032-BLK1)			Lab File ID: VBLK01.D		Analyzed: 09/08/09 11:21			
Dibromofluoromethane	1.00	100	80 - 120	4.07	4.09	-0.0200	+/-1.0	
LCS (9I08032-BS1)			Lab File ID: V0908001.D		Analyzed: 09/08/09 11:50			
Dibromofluoromethane	1.00	100	80 - 120	4.07	4.09	-0.0200	+/-1.0	
Matrix Spike (9I08032-MS1)			Lab File ID: V0908005.D		Analyzed: 09/08/09 14:04			
Dibromofluoromethane	1.00	104	80 - 120	4.07	4.09	-0.0200	+/-1.0	
Matrix Spike Dup (9I08032-MSD1)			Lab File ID: V0908006.D		Analyzed: 09/08/09 14:33			
Dibromofluoromethane	1.00	104	80 - 120	4.07	4.09	-0.0200	+/-1.0	
Calibration Check (II92803-CCV1)			Lab File ID: DIOX010.D		Analyzed: 09/08/09 10:52			
Dibromofluoromethane	1.00	101	0 - 200	4.07	4.09	-0.0200	+/-1.0	
MSA-MW17I-082809 (ISI0528-01)			Lab File ID: V0908007.D		Analyzed: 09/08/09 15:02			
Dibromofluoromethane	1.00	101	80 - 120	4.07	4.09	-0.0200	+/-1.0	
MSA-MW27D-082809 (ISI0528-04)			Lab File ID: V0908004.D		Analyzed: 09/08/09 13:35			
Dibromofluoromethane	1.00	106	80 - 120	4.07	4.09	-0.0200	+/-1.0	

SURROGATE STANDARD RECOVERY AND RT SUMMARY
EPA 8260B-SIM

Laboratory:	TestAmerica Irvine	SDG:	9H26266
Client:	TestAmerica North Canton	Project:	MSA Groundwater Sampling
Sequence:		Instrument:	
Matrix:	Water	Calibration:	

Surrogate Compound	Spike Level ug/l	% Recovery	Recovery Limits	RT	Calibration Mean RT	RT Diff	RT Diff Limit	Q
Blank (9I11016-BLK1)			Lab File ID: VBLK02.D		Analyzed: 09/11/09 08:51			
Dibromofluoromethane	1.00	106	80 - 120	6.46		6.4600	+/-1.0	*
LCS (9I11016-BS1)			Lab File ID: Q0911001.D		Analyzed: 09/11/09 09:22			
Dibromofluoromethane	1.00	111	80 - 120	6.46		6.4600	+/-1.0	*
Matrix Spike (9I11016-MS1)			Lab File ID: Q0911006.D		Analyzed: 09/11/09 12:00			
Dibromofluoromethane	1.00	108	80 - 120	6.46		6.4600	+/-1.0	*
Matrix Spike Dup (9I11016-MSD1)			Lab File ID: Q0911007.D		Analyzed: 09/11/09 12:31			
Dibromofluoromethane	1.00	110	80 - 120	6.46		6.4600	+/-1.0	*

SURROGATE STANDARD RECOVERY AND RT SUMMARY
EPA 8260B-SIM

Laboratory:	TestAmerica Irvine	SDG:	9H26266
Client:	TestAmerica North Canton	Project:	MSA Groundwater Sampling
Sequence:		Instrument:	GCMS33
Matrix:	Water	Calibration:	

Surrogate Compound	Spike Level ug/l	% Recovery	Recovery Limits	RT	Calibration Mean RT	RT Diff	RT Diff Limit	Q
MSA-MW23D-083109 (ISI0878-01)			Lab File ID: Q0911002.D		Analyzed: 09/11/09 09:54			
Dibromofluoromethane	1.00	110	80 - 120	6.46		6.4600	+/-1.0	*
MSA-MW23S-083109 (ISI0878-02)			Lab File ID: Q0911003.D		Analyzed: 09/11/09 10:25			
Dibromofluoromethane	1.00	107	80 - 120	6.46		6.4600	+/-1.0	*
MSA-MW26S-083109 (ISI0878-03)			Lab File ID: Q0911004.D		Analyzed: 09/11/09 10:57			
Dibromofluoromethane	1.00	109	80 - 120	6.46		6.4600	+/-1.0	*
MSA-MW22D-083109 (ISI0878-04)			Lab File ID: Q0911005.D		Analyzed: 09/11/09 11:29			
Dibromofluoromethane	1.00	108	80 - 120	6.46		6.4600	+/-1.0	*
MSA-MW25S-083109 (ISI0878-05)			Lab File ID: Q0911008.D		Analyzed: 09/11/09 13:03			
Dibromofluoromethane	1.00	108	80 - 120	6.46		6.4600	+/-1.0	*
MSA-MW25I-083109 (ISI0878-06)			Lab File ID: Q0911009.D		Analyzed: 09/11/09 13:35			
Dibromofluoromethane	1.00	111	80 - 120	6.46		6.4600	+/-1.0	*

SURROGATE STANDARD RECOVERY AND RT SUMMARY
EPA 8260B-SIM

Laboratory:	TestAmerica Irvine	SDG:	9H26266
Client:	TestAmerica North Canton	Project:	MSA Groundwater Sampling
Sequence:	II92902	Instrument:	GCMS33
Matrix:	Water	Calibration:	I9I2902

Surrogate Compound	Spike Level ug/l	% Recovery	Recovery Limits	RT	Calibration Mean RT	RT Diff	RT Diff Limit	Q
Secondary Cal Check (II92902-SCV1)			Lab File ID: Q0911001.D		Analyzed: 09/11/09 09:22			
Dibromofluoromethane	1.00	111	0 - 200	6.46	6.46	0.0000	+/-1.0	

SURROGATE STANDARD RECOVERY AND RT SUMMARY
EPA 8260B-SIM

Laboratory:	TestAmerica Irvine	SDG:	9H26266
Client:	TestAmerica North Canton	Project:	MSA Groundwater Sampling
Sequence:	II92905	Instrument:	GCMS33
Matrix:	Water	Calibration:	I9I2902

Surrogate Compound	Spike Level ug/l	% Recovery	Recovery Limits	RT	Calibration Mean RT	RT Diff	RT Diff Limit	Q
Blank (9I11024-BLK1)			Lab File ID: VBLK02.D		Analyzed: 09/11/09 08:51			
Dibromofluoromethane	1.00	106	80 - 120	6.46	6.46	0.0000	+/-1.0	
LCS (9I11024-BS1)			Lab File ID: Q0911001.D		Analyzed: 09/11/09 09:22			
Dibromofluoromethane	1.00	111	80 - 120	6.46	6.46	0.0000	+/-1.0	
Matrix Spike (9I11024-MS1)			Lab File ID: Q0911006.D		Analyzed: 09/11/09 12:00			
Dibromofluoromethane	1.00	108	80 - 120	6.46	6.46	0.0000	+/-1.0	
Matrix Spike Dup (9I11024-MSD1)			Lab File ID: Q0911007.D		Analyzed: 09/11/09 12:31			
Dibromofluoromethane	1.00	110	80 - 120	6.46	6.46	0.0000	+/-1.0	
Calibration Check (II92905-CCV1)			Lab File ID: DIOX010.D		Analyzed: 09/11/09 08:19			
Dibromofluoromethane	1.00	104	0 - 200	6.46	6.46	0.0000	+/-1.0	
MSA-MW23D-083109 (ISI0878-01)			Lab File ID: Q0911002.D		Analyzed: 09/11/09 09:54			
Dibromofluoromethane	1.00	110	80 - 120	6.46	6.46	0.0000	+/-1.0	
MSA-MW23S-083109 (ISI0878-02)			Lab File ID: Q0911003.D		Analyzed: 09/11/09 10:25			
Dibromofluoromethane	1.00	107	80 - 120	6.46	6.46	0.0000	+/-1.0	
MSA-MW26S-083109 (ISI0878-03)			Lab File ID: Q0911004.D		Analyzed: 09/11/09 10:57			
Dibromofluoromethane	1.00	109	80 - 120	6.46	6.46	0.0000	+/-1.0	
MSA-MW22D-083109 (ISI0878-04)			Lab File ID: Q0911005.D		Analyzed: 09/11/09 11:29			
Dibromofluoromethane	1.00	108	80 - 120	6.46	6.46	0.0000	+/-1.0	
MSA-MW25S-083109 (ISI0878-05)			Lab File ID: Q0911008.D		Analyzed: 09/11/09 13:03			
Dibromofluoromethane	1.00	108	80 - 120	6.46	6.46	0.0000	+/-1.0	
MSA-MW25I-083109 (ISI0878-06)			Lab File ID: Q0911009.D		Analyzed: 09/11/09 13:35			
Dibromofluoromethane	1.00	111	80 - 120	6.46	6.46	0.0000	+/-1.0	

MASS SPECTROMETER INSTRUMENT PERFORMANCE CHECK

EPA 8260B-SIM

Laboratory:	TestAmerica Irvine	SDG:	9H26266
Client:	TestAmerica North Canton	Project:	MSA Groundwater Sampling
Lab File ID:	VTUN01.D	Injection Date:	08/17/09
Instrument ID:	GCMS45	Injection Time:	11:31
Sequence:	IH91901	Lab Sample ID:	IH91901-TUN1
Calibration:	I9H1901		

m/z	ION ABUNDANCE CRITERIA	% RELATIVE ABUNDANCE	
m/z 173	Less than 2% of m/z 174	0	PASS
m/z 174	50 - 100% of m/z 95	89.6	PASS
m/z 175	5 - 9% of m/z 174	7.48	PASS
m/z 176	95 - 101% of m/z 174	97.4	PASS
m/z 177	5 - 9% of m/z 176	6.9	PASS
m/z 50	15 - 40% of m/z 95	17.1	PASS
m/z 75	30 - 60% of m/z 95	44.1	PASS
m/z 95	Base peak, 100% relative abundance	100	PASS
m/z 96	5 - 9% of m/z 95	7	PASS

INITIAL CALIBRATION DATA (Continued)

EPA 8260B-SIM

Laboratory: TestAmerica Irvine
SDG: 9H26266
Client: TestAmerica North Canton
Project: MSA Groundwater Sampling
Calibration: I9H1901
Instrument: GCMS45
Calibration Date: 08/17/09 00:00

Compound	Mean RF	RF RSD	Mean RT	RT RSD	Linear r	Quad COD	LIMIT	Q
1,4-Dioxane	2.238681	12.46442	5.8	1.835628E-02			15	
Dibromofluoromethane	0.9805853	5.445024	4.09	1.814998E-02			15	

MASS SPECTROMETER INSTRUMENT PERFORMANCE CHECK

EPA 8260B-SIM

Laboratory:	TestAmerica Irvine	SDG:	9H26266
Client:	TestAmerica North Canton	Project:	MSA Groundwater Sampling
Lab File ID:	VTUN01.D	Injection Date:	09/05/09
Instrument ID:	GCMS45	Injection Time:	09:32
Sequence:	II92801	Lab Sample ID:	II92801-TUN1

m/z	ION ABUNDANCE CRITERIA	% RELATIVE ABUNDANCE	
m/z 50	15 - 40% of m/z 95	17.1	PASS
m/z 75	30 - 60% of m/z 95	42.2	PASS
m/z 95	Base peak, 100% relative abundance	100	PASS
m/z 96	5 - 9% of m/z 95	6.93	PASS
m/z 173	Less than 2% of m/z 174	0.412	PASS
m/z 174	50 - 100% of m/z 95	86.6	PASS
m/z 175	5 - 9% of m/z 174	7.41	PASS
m/z 176	95 - 101% of m/z 174	96.5	PASS
m/z 177	5 - 9% of m/z 176	6.92	PASS

CONTINUING CALIBRATION CHECK

EPA 8260B-SIM

Laboratory:	TestAmerica Irvine	SDG:	9H26266
Client:	TestAmerica North Canton	Project:	MSA Groundwater Sampling
Instrument ID:	GCMS45	Calibration:	I9H1901
Lab File ID:	DIOX010.D	Calibration Date:	08/17/09 00:00
Sequence:	II92801	Injection Date:	09/05/09
Lab Sample ID:	II92801-CCV1	Injection Time:	10:09

		CONC. (ug/l)		RESPONSE FACTOR			% DIFF / DRIFT	
COMPOUND	TYPE	STD	CCV	ICAL	CCV	MIN (#)	CCV	LIMIT (#)
1,4-Dioxane	A	10.0	8.34	2.238681	1.866458		-16.6	20

Column to be used to flag Response Factor and %Diff/Drift values with an asterisk

* Values outside of QC limits

MASS SPECTROMETER INSTRUMENT PERFORMANCE CHECK

EPA 8260B-SIM

Laboratory:	TestAmerica Irvine	SDG:	9H26266
Client:	TestAmerica North Canton	Project:	MSA Groundwater Sampling
Lab File ID:	VTUN01.D	Injection Date:	09/08/09
Instrument ID:	GCMS45	Injection Time:	10:30
Sequence:	II92803	Lab Sample ID:	II92803-TUN1

m/z	ION ABUNDANCE CRITERIA	% RELATIVE ABUNDANCE	
m/z 50	15 - 40% of m/z 95	16.2	PASS
m/z 75	30 - 60% of m/z 95	42.3	PASS
m/z 95	Base peak, 100% relative abundance	100	PASS
m/z 96	5 - 9% of m/z 95	6.92	PASS
m/z 173	Less than 2% of m/z 174	0.198	PASS
m/z 174	50 - 100% of m/z 95	86.1	PASS
m/z 175	5 - 9% of m/z 174	6.94	PASS
m/z 176	95 - 101% of m/z 174	96.8	PASS
m/z 177	5 - 9% of m/z 176	6.62	PASS

CONTINUING CALIBRATION CHECK

EPA 8260B-SIM

Laboratory:	TestAmerica Irvine	SDG:	9H26266
Client:	TestAmerica North Canton	Project:	MSA Groundwater Sampling
Instrument ID:	GCMS45	Calibration:	I9H1901
Lab File ID:	DIOX010.D	Calibration Date:	08/17/09 00:00
Sequence:	II92803	Injection Date:	09/08/09
Lab Sample ID:	II92803-CCV1	Injection Time:	10:52

		CONC. (ug/l)		RESPONSE FACTOR			% DIFF / DRIFT	
COMPOUND	TYPE	STD	CCV	ICAL	CCV	MIN (#)	CCV	LIMIT (#)
1,4-Dioxane	A	10.0	10.0	2.238681	2.244949		0.3	20

Column to be used to flag Response Factor and %Diff/Drift values with an asterisk

* Values outside of QC limits

MASS SPECTROMETER INSTRUMENT PERFORMANCE CHECK

EPA 8260B-SIM

Laboratory:	TestAmerica Irvine	SDG:	9H26266
Client:	TestAmerica North Canton	Project:	MSA Groundwater Sampling
Lab File ID:	VTUN01.D	Injection Date:	09/06/09
Instrument ID:	GCMS45	Injection Time:	14:31
Sequence:	II92802	Lab Sample ID:	II92802-TUN1

m/z	ION ABUNDANCE CRITERIA	% RELATIVE ABUNDANCE	
m/z 50	15 - 40% of m/z 95	16.9	PASS
m/z 75	30 - 60% of m/z 95	43.5	PASS
m/z 95	Base peak, 100% relative abundance	100	PASS
m/z 96	5 - 9% of m/z 95	6.79	PASS
m/z 173	Less than 2% of m/z 174	0	PASS
m/z 174	50 - 100% of m/z 95	88.1	PASS
m/z 175	5 - 9% of m/z 174	7.32	PASS
m/z 176	95 - 101% of m/z 174	97.1	PASS
m/z 177	5 - 9% of m/z 176	6.73	PASS

CONTINUING CALIBRATION CHECK

EPA 8260B-SIM

Laboratory:	TestAmerica Irvine	SDG:	9H26266
Client:	TestAmerica North Canton	Project:	MSA Groundwater Sampling
Instrument ID:	GCMS45	Calibration:	I9H1901
Lab File ID:	DIOX010.D	Calibration Date:	08/17/09 00:00
Sequence:	II92802	Injection Date:	09/06/09
Lab Sample ID:	II92802-CCV1	Injection Time:	14:53

		CONC. (ug/l)		RESPONSE FACTOR			% DIFF / DRIFT	
COMPOUND	TYPE	STD	CCV	ICAL	CCV	MIN (#)	CCV	LIMIT (#)
1,4-Dioxane	A	10.0	8.30	2.238681	1.857625		-17.0	20

Column to be used to flag Response Factor and %Diff/Drift values with an asterisk

* Values outside of QC limits

MASS SPECTROMETER INSTRUMENT PERFORMANCE CHECK

EPA 8260B-SIM

Laboratory:	TestAmerica Irvine	SDG:	9H26266
Client:	TestAmerica North Canton	Project:	MSA Groundwater Sampling
Lab File ID:	VTUN01.D	Injection Date:	09/03/09
Instrument ID:	GCMS33	Injection Time:	11:42
Sequence:	II92902	Lab Sample ID:	II92902-TUN1

m/z	ION ABUNDANCE CRITERIA	% RELATIVE ABUNDANCE	
m/z 50	15 - 40% of m/z 95	20.7	PASS
m/z 75	30 - 60% of m/z 95	49.6	PASS
m/z 95	Base peak, 100% relative abundance	100	PASS
m/z 96	5 - 9% of m/z 95	6.9	PASS
m/z 173	Less than 2% of m/z 174	0.601	PASS
m/z 174	50 - 100% of m/z 95	80.7	PASS
m/z 175	5 - 9% of m/z 174	7.23	PASS
m/z 176	95 - 101% of m/z 174	97.6	PASS
m/z 177	5 - 9% of m/z 176	6.69	PASS

INITIAL CALIBRATION DATA (Continued)

EPA 8260B-SIM

Laboratory: TestAmerica Irvine
SDG: 9H26266
Client: TestAmerica North Canton
Project: MSA Groundwater Sampling
Calibration: I9I2902
Instrument: GCMS33
Calibration Date: 09/03/09 11:10

Compound	Mean RF	RF RSD	Mean RT	RT RSD	Linear r	Quad COD	LIMIT	Q
1,4-Dioxane	1.818736	3.717059	8.02	2.528512E-02			15	
Dibromofluoromethane	0.8689331	4.753722	6.46	1.913369E-02			15	

MASS SPECTROMETER INSTRUMENT PERFORMANCE CHECK

EPA 8260B-SIM

Laboratory:	TestAmerica Irvine	SDG:	9H26266
Client:	TestAmerica North Canton	Project:	MSA Groundwater Sampling
Lab File ID:	VTUN01.D	Injection Date:	09/11/09
Instrument ID:	GCMS33	Injection Time:	07:53
Sequence:	II92905	Lab Sample ID:	II92905-TUN1

m/z	ION ABUNDANCE CRITERIA	% RELATIVE ABUNDANCE	
m/z 50	15 - 40% of m/z 95	20.5	PASS
m/z 75	30 - 60% of m/z 95	47.8	PASS
m/z 95	Base peak, 100% relative abundance	100	PASS
m/z 96	5 - 9% of m/z 95	6.85	PASS
m/z 173	Less than 2% of m/z 174	0.544	PASS
m/z 174	50 - 100% of m/z 95	81.3	PASS
m/z 175	5 - 9% of m/z 174	7.08	PASS
m/z 176	95 - 101% of m/z 174	99.5	PASS
m/z 177	5 - 9% of m/z 176	6.33	PASS

CONTINUING CALIBRATION CHECK

EPA 8260B-SIM

Laboratory:	TestAmerica Irvine	SDG:	9H26266
Client:	TestAmerica North Canton	Project:	MSA Groundwater Sampling
Instrument ID:	GCMS33	Calibration:	I9I2902
Lab File ID:	DIOX010.D	Calibration Date:	09/03/09 11:10
Sequence:	II92905	Injection Date:	09/11/09
Lab Sample ID:	II92905-CCV1	Injection Time:	08:19

		CONC. (ug/l)		RESPONSE FACTOR			% DIFF / DRIFT	
COMPOUND	TYPE	STD	CCV	ICAL	CCV	MIN (#)	CCV	LIMIT (#)
1,4-Dioxane	A	10.0	10.3	1.818736	~~0.1876343~~ 1.876		-89.7 (-3.31%)	20 *

Column to be used to flag Response Factor and %Diff/Drift values with an asterisk

* Values outside of QC limits

mmc 10/19/09

INTERNAL STANDARD AREA AND RT SUMMARY

EPA 8260B-SIM

Laboratory:	TestAmerica Irvine	SDG:	9H26266
Client:	TestAmerica North Canton	Project:	MSA Groundwater Sampling
Sequence:	IH91901	Instrument:	GCMS45
Matrix:	Water	Calibration:	I9H1901

Internal Standard	Response	RT	Reference Response	Reference RT	Area %	Area % Limits	RT Diff	RT Diff Limit	Q
Cal Standard (IH91901-CAL1)			Lab File ID: daprtmth-001			Analyzed: 08/17/09 14:21			
1,4-Dioxane-d8 (IS)	11493	5.74	12308	5.74	93	50 - 200	0.0000	+/-0.50	
Pentafluorobenzene	108363	4.54	109369	4.54	99	50 - 200	0.0000	+/-0.50	
Cal Standard (IH91901-CAL2)			Lab File ID: daprtmth-002			Analyzed: 08/17/09 14:50			
1,4-Dioxane-d8 (IS)	10287	5.74	12308	5.74	84	50 - 200	0.0000	+/-0.50	
Pentafluorobenzene	112734	4.54	109369	4.54	103	50 - 200	0.0000	+/-0.50	
Cal Standard (IH91901-CAL3)			Lab File ID: daprtmth-003			Analyzed: 08/17/09 15:19			
1,4-Dioxane-d8 (IS)	11665	5.74	12308	5.74	95	50 - 200	0.0000	+/-0.50	
Pentafluorobenzene	88735	4.54	109369	4.54	81	50 - 200	0.0000	+/-0.50	
Cal Standard (IH91901-CAL4)			Lab File ID: daprtmth-004			Analyzed: 08/17/09 15:48			
1,4-Dioxane-d8 (IS)	12308	5.74	12308	5.74	100	50 - 200	0.0000	+/-0.50	
Pentafluorobenzene	109369	4.54	109369	4.54	100	50 - 200	0.0000	+/-0.50	
Cal Standard (IH91901-CAL5)			Lab File ID: daprtmth-005			Analyzed: 08/17/09 16:17			
1,4-Dioxane-d8 (IS)	12239	5.74	12308	5.74	99	50 - 200	0.0000	+/-0.50	
Pentafluorobenzene	101073	4.54	109369	4.54	92	50 - 200	0.0000	+/-0.50	
Cal Standard (IH91901-CAL6)			Lab File ID: daprtmth-006			Analyzed: 08/17/09 16:46			
1,4-Dioxane-d8 (IS)	10438	5.74	12308	5.74	85	50 - 200	0.0000	+/-0.50	
Pentafluorobenzene	114638	4.54	109369	4.54	105	50 - 200	0.0000	+/-0.50	
Cal Standard (IH91901-CAL7)			Lab File ID: daprtmth-007			Analyzed: 08/17/09 17:15			
1,4-Dioxane-d8 (IS)	10121	5.74	12308	5.74	82	50 - 200	0.0000	+/-0.50	
Pentafluorobenzene	90227	4.54	109369	4.54	82	50 - 200	0.0000	+/-0.50	
Cal Standard (IH91901-CAL8)			Lab File ID: daprtmth-008			Analyzed: 08/17/09 17:44			
1,4-Dioxane-d8 (IS)	11345	5.74	12308	5.74	92	50 - 200	0.0000	+/-0.50	
Pentafluorobenzene	105390	4.54	109369	4.54	96	50 - 200	0.0000	+/-0.50	
Secondary Cal Check (IH91901-SCV1)			Lab File ID: V0819001.D			Analyzed: 08/19/09 11:44			
1,4-Dioxane-d8 (IS)	11038	5.73	12308	5.74	90	50 - 200	-0.0100	+/-0.50	
Pentafluorobenzene	115069	4.52	109369	4.54	105	50 - 200	-0.0200	+/-0.50	

INTERNAL STANDARD AREA AND RT SUMMARY

EPA 8260B-SIM

Laboratory:	TestAmerica Irvine	SDG:	9H26266
Client:	TestAmerica North Canton	Project:	MSA Groundwater Sampling
Sequence:	II92801	Instrument:	GCMS45
Matrix:	Water	Calibration:	I9H1901

Internal Standard	Response	RT	Reference Response	Reference RT	Area %	Area % Limits	RT Diff	RT Diff Limit	Q
Calibration Check (II92801-CCV1)			Lab File ID: DIOX010.D			Analyzed: 09/05/09 10:09			
1,4-Dioxane-d8 (IS)	8780	5.73				50 - 200		+/-0.50	
Pentafluorobenzene	81601	4.52				50 - 200		+/-0.50	
Blank (9I05019-BLK1)			Lab File ID: VBLK01.D			Analyzed: 09/05/09 10:38			
1,4-Dioxane-d8 (IS)	9431	5.73	8780	5.73	107	50 - 200	0.0000	+/-0.50	
Pentafluorobenzene	81443	4.52	81601	4.52	100	50 - 200	0.0000	+/-0.50	
LCS (9I05019-BS1)			Lab File ID: V0904001.D			Analyzed: 09/05/09 11:07			
1,4-Dioxane-d8 (IS)	9452	5.73	8780	5.73	108	50 - 200	0.0000	+/-0.50	
Pentafluorobenzene	77981	4.52	81601	4.52	96	50 - 200	0.0000	+/-0.50	
MSA-MW15D-082509 (ISI0524-02)			Lab File ID: V0904003.D			Analyzed: 09/05/09 16:35			
1,4-Dioxane-d8 (IS)	8825	5.73	8780	5.73	101	50 - 200	0.0000	+/-0.50	
Pentafluorobenzene	78806	4.52	81601	4.52	97	50 - 200	0.0000	+/-0.50	
Matrix Spike (9I05019-MS1)			Lab File ID: V0904004.D			Analyzed: 09/05/09 17:04			
1,4-Dioxane-d8 (IS)	7573	5.73	8780	5.73	86	50 - 200	0.0000	+/-0.50	
Pentafluorobenzene	77959	4.52	81601	4.52	96	50 - 200	0.0000	+/-0.50	
Matrix Spike Dup (9I05019-MSD1)			Lab File ID: V0904005.D			Analyzed: 09/05/09 17:33			
1,4-Dioxane-d8 (IS)	9197	5.73	8780	5.73	105	50 - 200	0.0000	+/-0.50	
Pentafluorobenzene	82066	4.52	81601	4.52	101	50 - 200	0.0000	+/-0.50	
MSA-MW15S-082509 (ISI0524-01)			Lab File ID: V0904006.D			Analyzed: 09/05/09 18:02			
1,4-Dioxane-d8 (IS)	9539	5.73	8780	5.73	109	50 - 200	0.0000	+/-0.50	
Pentafluorobenzene	82964	4.52	81601	4.52	102	50 - 200	0.0000	+/-0.50	

INTERNAL STANDARD AREA AND RT SUMMARY

EPA 8260B-SIM

Laboratory:	TestAmerica Irvine	SDG:	9H26266
Client:	TestAmerica North Canton	Project:	MSA Groundwater Sampling
Sequence:	II92801	Instrument:	GCMS45
Matrix:	Water	Calibration:	I9H1901

Internal Standard	Response	RT	Reference Response	Reference RT	Area %	Area % Limits	RT Diff	RT Diff Limit	Q
Calibration Check (II92801-CCV1)			Lab File ID: DIOX010.D			Analyzed: 09/05/09 10:09			
1,4-Dioxane-d8 (IS)	8780	5.73				50 - 200		+/-0.50	
Pentafluorobenzene	81601	4.52				50 - 200		+/-0.50	
Blank (9I05019-BLK1)			Lab File ID: VBLK01.D			Analyzed: 09/05/09 10:38			
1,4-Dioxane-d8 (IS)	9431	5.73	8780	5.73	107	50 - 200	0.0000	+/-0.50	
Pentafluorobenzene	81443	4.52	81601	4.52	100	50 - 200	0.0000	+/-0.50	
LCS (9I05019-BS1)			Lab File ID: V0904001.D			Analyzed: 09/05/09 11:07			
1,4-Dioxane-d8 (IS)	9452	5.73	8780	5.73	108	50 - 200	0.0000	+/-0.50	
Pentafluorobenzene	77981	4.52	81601	4.52	96	50 - 200	0.0000	+/-0.50	
Matrix Spike (9I05019-MS1)			Lab File ID: V0904004.D			Analyzed: 09/05/09 17:04			
1,4-Dioxane-d8 (IS)	7573	5.73	8780	5.73	86	50 - 200	0.0000	+/-0.50	
Pentafluorobenzene	77959	4.52	81601	4.52	96	50 - 200	0.0000	+/-0.50	
Matrix Spike Dup (9I05019-MSD1)			Lab File ID: V0904005.D			Analyzed: 09/05/09 17:33			
1,4-Dioxane-d8 (IS)	9197	5.73	8780	5.73	105	50 - 200	0.0000	+/-0.50	
Pentafluorobenzene	82066	4.52	81601	4.52	101	50 - 200	0.0000	+/-0.50	
MSA-MW28I-082609 (ISI0525-01)			Lab File ID: V0904011.D			Analyzed: 09/05/09 20:27			
1,4-Dioxane-d8 (IS)	9169	5.73	8780	5.73	104	50 - 200	0.0000	+/-0.50	
Pentafluorobenzene	84399	4.52	81601	4.52	103	50 - 200	0.0000	+/-0.50	
MSA-MW20S-082609 (ISI0525-04)			Lab File ID: V0904012.D			Analyzed: 09/05/09 20:56			
1,4-Dioxane-d8 (IS)	12137	5.73	8780	5.73	138	50 - 200	0.0000	+/-0.50	
Pentafluorobenzene	92642	4.52	81601	4.52	114	50 - 200	0.0000	+/-0.50	

INTERNAL STANDARD AREA AND RT SUMMARY

EPA 8260B-SIM

Laboratory:	TestAmerica Irvine	SDG:	9H26266
Client:	TestAmerica North Canton	Project:	MSA Groundwater Sampling
Sequence:	II92801	Instrument:	GCMS45
Matrix:	Water	Calibration:	I9H1901

Internal Standard	Response	RT	Reference Response	Reference RT	Area %	Area % Limits	RT Diff	RT Diff Limit	Q
Calibration Check (II92801-CCV1)			Lab File ID: DIOX010.D			Analyzed: 09/05/09 10:09			
1,4-Dioxane-d8 (IS)	8780	5.73				50 - 200		+/-0.50	
Pentafluorobenzene	81601	4.52				50 - 200		+/-0.50	
Blank (9I05019-BLK1)			Lab File ID: VBLK01.D			Analyzed: 09/05/09 10:38			
1,4-Dioxane-d8 (IS)	9431	5.73	8780	5.73	107	50 - 200	0.0000	+/-0.50	
Pentafluorobenzene	81443	4.52	81601	4.52	100	50 - 200	0.0000	+/-0.50	
LCS (9I05019-BS1)			Lab File ID: V0904001.D			Analyzed: 09/05/09 11:07			
1,4-Dioxane-d8 (IS)	9452	5.73	8780	5.73	108	50 - 200	0.0000	+/-0.50	
Pentafluorobenzene	77981	4.52	81601	4.52	96	50 - 200	0.0000	+/-0.50	
Matrix Spike (9I05019-MS1)			Lab File ID: V0904004.D			Analyzed: 09/05/09 17:04			
1,4-Dioxane-d8 (IS)	7573	5.73	8780	5.73	86	50 - 200	0.0000	+/-0.50	
Pentafluorobenzene	77959	4.52	81601	4.52	96	50 - 200	0.0000	+/-0.50	
Matrix Spike Dup (9I05019-MSD1)			Lab File ID: V0904005.D			Analyzed: 09/05/09 17:33			
1,4-Dioxane-d8 (IS)	9197	5.73	8780	5.73	105	50 - 200	0.0000	+/-0.50	
Pentafluorobenzene	82066	4.52	81601	4.52	101	50 - 200	0.0000	+/-0.50	
MSA-MW16D-082709 (ISI0527-01)			Lab File ID: V0904013.D			Analyzed: 09/05/09 21:25			
1,4-Dioxane-d8 (IS)	8989	5.73	8780	5.73	102	50 - 200	0.0000	+/-0.50	
Pentafluorobenzene	86385	4.52	81601	4.52	106	50 - 200	0.0000	+/-0.50	

INTERNAL STANDARD AREA AND RT SUMMARY

EPA 8260B-SIM

Laboratory:	TestAmerica Irvine	SDG:	9H26266
Client:	TestAmerica North Canton	Project:	MSA Groundwater Sampling
Sequence:	II92803	Instrument:	GCMS45
Matrix:	Water	Calibration:	I9H1901

Internal Standard	Response	RT	Reference Response	Reference RT	Area %	Area % Limits	RT Diff	RT Diff Limit	Q
Calibration Check (II92803-CCV1)			Lab File ID: DIOX010.D			Analyzed: 09/08/09 10:52			
1,4-Dioxane-d8 (IS)	9008	5.73				50 - 200		+/-0.50	
Pentafluorobenzene	75394	4.52				50 - 200		+/-0.50	
Blank (9I08032-BLK1)			Lab File ID: VBLK01.D			Analyzed: 09/08/09 11:21			
1,4-Dioxane-d8 (IS)	7198	5.73	9008	5.73	80	50 - 200	0.0000	+/-0.50	
Pentafluorobenzene	76282	4.52	75394	4.52	101	50 - 200	0.0000	+/-0.50	
LCS (9I08032-BS1)			Lab File ID: V0908001.D			Analyzed: 09/08/09 11:50			
1,4-Dioxane-d8 (IS)	8015	5.73	9008	5.73	89	50 - 200	0.0000	+/-0.50	
Pentafluorobenzene	79090	4.52	75394	4.52	105	50 - 200	0.0000	+/-0.50	
Matrix Spike (9I08032-MS1)			Lab File ID: V0908005.D			Analyzed: 09/08/09 14:04			
1,4-Dioxane-d8 (IS)	7986	5.73	9008	5.73	89	50 - 200	0.0000	+/-0.50	
Pentafluorobenzene	79139	4.52	75394	4.52	105	50 - 200	0.0000	+/-0.50	
Matrix Spike Dup (9I08032-MSD1)			Lab File ID: V0908006.D			Analyzed: 09/08/09 14:33			
1,4-Dioxane-d8 (IS)	7006	5.73	9008	5.73	78	50 - 200	0.0000	+/-0.50	
Pentafluorobenzene	72441	4.52	75394	4.52	96	50 - 200	0.0000	+/-0.50	
MSA-MW16I-082609 (ISI0525-03)			Lab File ID: V0908009.D			Analyzed: 09/08/09 16:00			
1,4-Dioxane-d8 (IS)	9150	5.73	9008	5.73	102	50 - 200	0.0000	+/-0.50	
Pentafluorobenzene	74123	4.52	75394	4.52	98	50 - 200	0.0000	+/-0.50	
MSA-MW15I-082609 (ISI0525-02)			Lab File ID: V0908010.D			Analyzed: 09/08/09 16:29			
1,4-Dioxane-d8 (IS)	8413	5.74	9008	5.73	93	50 - 200	0.0100	+/-0.50	
Pentafluorobenzene	85802	4.54	75394	4.52	114	50 - 200	0.0200	+/-0.50	

INTERNAL STANDARD AREA AND RT SUMMARY

EPA 8260B-SIM

Laboratory:	TestAmerica Irvine	SDG:	9H26266
Client:	TestAmerica North Canton	Project:	MSA Groundwater Sampling
Sequence:	II92803	Instrument:	GCMS45
Matrix:	Water	Calibration:	I9H1901

Internal Standard	Response	RT	Reference Response	Reference RT	Area %	Area % Limits	RT Diff	RT Diff Limit	Q
Calibration Check (II92803-CCV1)			Lab File ID: DIOX010.D			Analyzed: 09/08/09 10:52			
1,4-Dioxane-d8 (IS)	9008	5.73				50 - 200		+/-0.50	
Pentafluorobenzene	75394	4.52				50 - 200		+/-0.50	
Blank (9I08032-BLK1)			Lab File ID: VBLK01.D			Analyzed: 09/08/09 11:21			
1,4-Dioxane-d8 (IS)	7198	5.73	9008	5.73	80	50 - 200	0.0000	+/-0.50	
Pentafluorobenzene	76282	4.52	75394	4.52	101	50 - 200	0.0000	+/-0.50	
LCS (9I08032-BS1)			Lab File ID: V0908001.D			Analyzed: 09/08/09 11:50			
1,4-Dioxane-d8 (IS)	8015	5.73	9008	5.73	89	50 - 200	0.0000	+/-0.50	
Pentafluorobenzene	79090	4.52	75394	4.52	105	50 - 200	0.0000	+/-0.50	
Matrix Spike (9I08032-MS1)			Lab File ID: V0908005.D			Analyzed: 09/08/09 14:04			
1,4-Dioxane-d8 (IS)	7986	5.73	9008	5.73	89	50 - 200	0.0000	+/-0.50	
Pentafluorobenzene	79139	4.52	75394	4.52	105	50 - 200	0.0000	+/-0.50	
Matrix Spike Dup (9I08032-MSD1)			Lab File ID: V0908006.D			Analyzed: 09/08/09 14:33			
1,4-Dioxane-d8 (IS)	7006	5.73	9008	5.73	78	50 - 200	0.0000	+/-0.50	
Pentafluorobenzene	72441	4.52	75394	4.52	96	50 - 200	0.0000	+/-0.50	
MSA-MW20I-082709 (ISI0527-02)			Lab File ID: V0908008.D			Analyzed: 09/08/09 15:31			
1,4-Dioxane-d8 (IS)	9934	5.73	9008	5.73	110	50 - 200	0.0000	+/-0.50	
Pentafluorobenzene	79604	4.52	75394	4.52	106	50 - 200	0.0000	+/-0.50	

INTERNAL STANDARD AREA AND RT SUMMARY

EPA 8260B-SIM

Laboratory:	TestAmerica Irvine	SDG:	9H26266
Client:	TestAmerica North Canton	Project:	MSA Groundwater Sampling
Sequence:	II92803	Instrument:	GCMS45
Matrix:	Water	Calibration:	I9H1901

Internal Standard	Response	RT	Reference Response	Reference RT	Area %	Area % Limits	RT Diff	RT Diff Limit	Q
Calibration Check (II92803-CCV1)			Lab File ID: DIOX010.D			Analyzed: 09/08/09 10:52			
1,4-Dioxane-d8 (IS)	9008	5.73				50 - 200		+/-0.50	
Pentafluorobenzene	75394	4.52				50 - 200		+/-0.50	
Blank (9I08032-BLK1)			Lab File ID: VBLK01.D			Analyzed: 09/08/09 11:21			
1,4-Dioxane-d8 (IS)	7198	5.73	9008	5.73	80	50 - 200	0.0000	+/-0.50	
Pentafluorobenzene	76282	4.52	75394	4.52	101	50 - 200	0.0000	+/-0.50	
LCS (9I08032-BS1)			Lab File ID: V0908001.D			Analyzed: 09/08/09 11:50			
1,4-Dioxane-d8 (IS)	8015	5.73	9008	5.73	89	50 - 200	0.0000	+/-0.50	
Pentafluorobenzene	79090	4.52	75394	4.52	105	50 - 200	0.0000	+/-0.50	
MSA-MW27D-082809 (ISI0528-04)			Lab File ID: V0908004.D			Analyzed: 09/08/09 13:35			
1,4-Dioxane-d8 (IS)	7596	5.73	9008	5.73	84	50 - 200	0.0000	+/-0.50	
Pentafluorobenzene	71546	4.52	75394	4.52	95	50 - 200	0.0000	+/-0.50	
Matrix Spike (9I08032-MS1)			Lab File ID: V0908005.D			Analyzed: 09/08/09 14:04			
1,4-Dioxane-d8 (IS)	7986	5.73	9008	5.73	89	50 - 200	0.0000	+/-0.50	
Pentafluorobenzene	79139	4.52	75394	4.52	105	50 - 200	0.0000	+/-0.50	
Matrix Spike Dup (9I08032-MSD1)			Lab File ID: V0908006.D			Analyzed: 09/08/09 14:33			
1,4-Dioxane-d8 (IS)	7006	5.73	9008	5.73	78	50 - 200	0.0000	+/-0.50	
Pentafluorobenzene	72441	4.52	75394	4.52	96	50 - 200	0.0000	+/-0.50	
MSA-MW17I-082809 (ISI0528-01)			Lab File ID: V0908007.D			Analyzed: 09/08/09 15:02			
1,4-Dioxane-d8 (IS)	10920	5.73	9008	5.73	121	50 - 200	0.0000	+/-0.50	
Pentafluorobenzene	78223	4.52	75394	4.52	104	50 - 200	0.0000	+/-0.50	

INTERNAL STANDARD AREA AND RT SUMMARY

EPA 8260B-SIM

Laboratory:	TestAmerica Irvine	SDG:	9H26266
Client:	TestAmerica North Canton	Project:	MSA Groundwater Sampling
Sequence:	II92802	Instrument:	GCMS45
Matrix:	Water	Calibration:	I9H1901

Internal Standard	Response	RT	Reference Response	Reference RT	Area %	Area % Limits	RT Diff	RT Diff Limit	Q
Calibration Check (II92802-CCV1)			Lab File ID: DIOX010.D			Analyzed: 09/06/09 14:53			
1,4-Dioxane-d8 (IS)	8885	5.73				50 - 200		+/-0.50	
Pentafluorobenzene	82264	4.52				50 - 200		+/-0.50	
Blank (9I06018-BLK1)			Lab File ID: VBLK01.D			Analyzed: 09/06/09 15:22			
1,4-Dioxane-d8 (IS)	9260	5.73	8885	5.73	104	50 - 200	0.0000	+/-0.50	
Pentafluorobenzene	82027	4.52	82264	4.52	100	50 - 200	0.0000	+/-0.50	
LCS (9I06018-BS1)			Lab File ID: V0906001.D			Analyzed: 09/06/09 15:51			
1,4-Dioxane-d8 (IS)	7953	5.73	8885	5.73	90	50 - 200	0.0000	+/-0.50	
Pentafluorobenzene	52454	4.52	82264	4.52	64	50 - 200	0.0000	+/-0.50	
Matrix Spike (9I06018-MS1)			Lab File ID: V0906003.D			Analyzed: 09/06/09 17:12			
1,4-Dioxane-d8 (IS)	7450	5.73	8885	5.73	84	50 - 200	0.0000	+/-0.50	
Pentafluorobenzene	75999	4.52	82264	4.52	92	50 - 200	0.0000	+/-0.50	
Matrix Spike Dup (9I06018-MSD1)			Lab File ID: V0906004.D			Analyzed: 09/06/09 17:41			
1,4-Dioxane-d8 (IS)	6957	5.73	8885	5.73	78	50 - 200	0.0000	+/-0.50	
Pentafluorobenzene	75265	4.52	82264	4.52	91	50 - 200	0.0000	+/-0.50	
MSA-MW20D-082709 (ISI0527-03)			Lab File ID: V0906009.D			Analyzed: 09/06/09 20:06			
1,4-Dioxane-d8 (IS)	8052	5.73	8885	5.73	91	50 - 200	0.0000	+/-0.50	
Pentafluorobenzene	75839	4.52	82264	4.52	92	50 - 200	0.0000	+/-0.50	

INTERNAL STANDARD AREA AND RT SUMMARY

EPA 8260B-SIM

Laboratory:	TestAmerica Irvine	SDG:	9H26266
Client:	TestAmerica North Canton	Project:	MSA Groundwater Sampling
Sequence:	II92802	Instrument:	GCMS45
Matrix:	Water	Calibration:	I9H1901

Internal Standard	Response	RT	Reference Response	Reference RT	Area %	Area % Limits	RT Diff	RT Diff Limit	Q
Calibration Check (II92802-CCV1)			Lab File ID: DIOX010.D			Analyzed: 09/06/09 14:53			
1,4-Dioxane-d8 (IS)	8885	5.73				50 - 200		+/-0.50	
Pentafluorobenzene	82264	4.52				50 - 200		+/-0.50	
Blank (9I06018-BLK1)			Lab File ID: VBLK01.D			Analyzed: 09/06/09 15:22			
1,4-Dioxane-d8 (IS)	9260	5.73	8885	5.73	104	50 - 200	0.0000	+/-0.50	
Pentafluorobenzene	82027	4.52	82264	4.52	100	50 - 200	0.0000	+/-0.50	
LCS (9I06018-BS1)			Lab File ID: V0906001.D			Analyzed: 09/06/09 15:51			
1,4-Dioxane-d8 (IS)	7953	5.73	8885	5.73	90	50 - 200	0.0000	+/-0.50	
Pentafluorobenzene	52454	4.52	82264	4.52	64	50 - 200	0.0000	+/-0.50	
MSA-MW17S-082809 (ISI0528-02)			Lab File ID: V0906002.D			Analyzed: 09/06/09 16:43			
1,4-Dioxane-d8 (IS)	7140	5.73	8885	5.73	80	50 - 200	0.0000	+/-0.50	
Pentafluorobenzene	74660	4.52	82264	4.52	91	50 - 200	0.0000	+/-0.50	
Matrix Spike (9I06018-MS1)			Lab File ID: V0906003.D			Analyzed: 09/06/09 17:12			
1,4-Dioxane-d8 (IS)	7450	5.73	8885	5.73	84	50 - 200	0.0000	+/-0.50	
Pentafluorobenzene	75999	4.52	82264	4.52	92	50 - 200	0.0000	+/-0.50	
Matrix Spike Dup (9I06018-MSD1)			Lab File ID: V0906004.D			Analyzed: 09/06/09 17:41			
1,4-Dioxane-d8 (IS)	6957	5.73	8885	5.73	78	50 - 200	0.0000	+/-0.50	
Pentafluorobenzene	75265	4.52	82264	4.52	91	50 - 200	0.0000	+/-0.50	
MSA-MW31D-082809 (ISI0528-03)			Lab File ID: V0906005.D			Analyzed: 09/06/09 18:10			
1,4-Dioxane-d8 (IS)	7612	5.73	8885	5.73	86	50 - 200	0.0000	+/-0.50	
Pentafluorobenzene	78771	4.52	82264	4.52	96	50 - 200	0.0000	+/-0.50	

INTERNAL STANDARD AREA AND RT SUMMARY

EPA 8260B-SIM

Laboratory:	TestAmerica Irvine	SDG:	9H26266
Client:	TestAmerica North Canton	Project:	MSA Groundwater Sampling
Sequence:	II92902	Instrument:	GCMS33
Matrix:	Water	Calibration:	I9I2902

Internal Standard	Response	RT	Reference Response	Reference RT	Area %	Area % Limits	RT Diff	RT Diff Limit	Q
Cal Standard (II92902-CAL1)			Lab File ID: daprtmth-002			Analyzed: 09/03/09 13:46			
1,4-Dioxane-d8 (IS)	12216	7.95	12519	7.95	98	50 - 200	0.0000	+/-0.50	
Pentafluorobenzene	98380	6.68	95919	6.68	103	50 - 200	0.0000	+/-0.50	
Cal Standard (II92902-CAL2)			Lab File ID: daprtmth-003			Analyzed: 09/03/09 14:18			
1,4-Dioxane-d8 (IS)	12519	7.95	12519	7.95	100	50 - 200	0.0000	+/-0.50	
Pentafluorobenzene	95919	6.68	95919	6.68	100	50 - 200	0.0000	+/-0.50	
Cal Standard (II92902-CAL3)			Lab File ID: daprtmth-004			Analyzed: 09/03/09 14:49			
1,4-Dioxane-d8 (IS)	13801	7.95	12519	7.95	110	50 - 200	0.0000	+/-0.50	
Pentafluorobenzene	100664	6.68	95919	6.68	105	50 - 200	0.0000	+/-0.50	
Cal Standard (II92902-CAL4)			Lab File ID: daprtmth-005			Analyzed: 09/03/09 15:21			
1,4-Dioxane-d8 (IS)	10657	7.95	12519	7.95	85	50 - 200	0.0000	+/-0.50	
Pentafluorobenzene	99202	6.68	95919	6.68	103	50 - 200	0.0000	+/-0.50	
Cal Standard (II92902-CAL5)			Lab File ID: daprtmth-006			Analyzed: 09/03/09 15:52			
1,4-Dioxane-d8 (IS)	9413	7.95	12519	7.95	75	50 - 200	0.0000	+/-0.50	
Pentafluorobenzene	99654	6.68	95919	6.68	104	50 - 200	0.0000	+/-0.50	
Secondary Cal Check (II92902-SCV1)			Lab File ID: Q0911001.D			Analyzed: 09/11/09 09:22			
1,4-Dioxane-d8 (IS)	10857	7.96	12519	7.95	87	50 - 200	0.0100	+/-0.50	
Pentafluorobenzene	92466	6.69	95919	6.68	96	50 - 200	0.0100	+/-0.50	

INTERNAL STANDARD AREA AND RT SUMMARY

EPA 8260B-SIM

Laboratory:	TestAmerica Irvine	SDG:	9H26266
Client:	TestAmerica North Canton	Project:	MSA Groundwater Sampling
Sequence:	II92905	Instrument:	GCMS33
Matrix:	Water	Calibration:	I9I2902

Internal Standard	Response	RT	Reference Response	Reference RT	Area %	Area % Limits	RT Diff	RT Diff Limit	Q
Calibration Check (II92905-CCV1)			Lab File ID: DIOX010.D			Analyzed: 09/11/09 08:19			
1,4-Dioxane-d8 (IS)	11633	7.96				50 - 200		+/-0.50	
Pentafluorobenzene	94357	6.69				50 - 200		+/-0.50	
Blank (9I11024-BLK1)			Lab File ID: VBLK02.D			Analyzed: 09/11/09 08:51			
1,4-Dioxane-d8 (IS)	12070	7.96	11633	7.96	104	50 - 200	0.0000	+/-0.50	
Pentafluorobenzene	87465	6.69	94357	6.69	93	50 - 200	0.0000	+/-0.50	
LCS (9I11024-BS1)			Lab File ID: Q0911001.D			Analyzed: 09/11/09 09:22			
1,4-Dioxane-d8 (IS)	10857	7.96	11633	7.96	93	50 - 200	0.0000	+/-0.50	
Pentafluorobenzene	92466	6.69	94357	6.69	98	50 - 200	0.0000	+/-0.50	
MSA-MW23D-083109 (ISI0878-01)			Lab File ID: Q0911002.D			Analyzed: 09/11/09 09:54			
1,4-Dioxane-d8 (IS)	10436	7.96	11633	7.96	90	50 - 200	0.0000	+/-0.50	
Pentafluorobenzene	77505	6.69	94357	6.69	82	50 - 200	0.0000	+/-0.50	
MSA-MW23S-083109 (ISI0878-02)			Lab File ID: Q0911003.D			Analyzed: 09/11/09 10:25			
1,4-Dioxane-d8 (IS)	10202	7.96	11633	7.96	88	50 - 200	0.0000	+/-0.50	
Pentafluorobenzene	77769	6.69	94357	6.69	82	50 - 200	0.0000	+/-0.50	
MSA-MW26S-083109 (ISI0878-03)			Lab File ID: Q0911004.D			Analyzed: 09/11/09 10:57			
1,4-Dioxane-d8 (IS)	10747	7.96	11633	7.96	92	50 - 200	0.0000	+/-0.50	
Pentafluorobenzene	76606	6.69	94357	6.69	81	50 - 200	0.0000	+/-0.50	
MSA-MW22D-083109 (ISI0878-04)			Lab File ID: Q0911005.D			Analyzed: 09/11/09 11:29			
1,4-Dioxane-d8 (IS)	9248	7.96	11633	7.96	79	50 - 200	0.0000	+/-0.50	
Pentafluorobenzene	77294	6.69	94357	6.69	82	50 - 200	0.0000	+/-0.50	
Matrix Spike (9I11024-MS1)			Lab File ID: Q0911006.D			Analyzed: 09/11/09 12:00			
1,4-Dioxane-d8 (IS)	7341	7.96	11633	7.96	63	50 - 200	0.0000	+/-0.50	
Pentafluorobenzene	69895	6.69	94357	6.69	74	50 - 200	0.0000	+/-0.50	
Matrix Spike Dup (9I11024-MSD1)			Lab File ID: Q0911007.D			Analyzed: 09/11/09 12:31			
1,4-Dioxane-d8 (IS)	7745	7.96	11633	7.96	67	50 - 200	0.0000	+/-0.50	
Pentafluorobenzene	72311	6.69	94357	6.69	77	50 - 200	0.0000	+/-0.50	
MSA-MW25S-083109 (ISI0878-05)			Lab File ID: Q0911008.D			Analyzed: 09/11/09 13:03			
1,4-Dioxane-d8 (IS)	11452	7.96	11633	7.96	98	50 - 200	0.0000	+/-0.50	
Pentafluorobenzene	69894	6.69	94357	6.69	74	50 - 200	0.0000	+/-0.50	
MSA-MW25I-083109 (ISI0878-06)			Lab File ID: Q0911009.D			Analyzed: 09/11/09 13:35			
1,4-Dioxane-d8 (IS)	10254	7.96	11633	7.96	88	50 - 200	0.0000	+/-0.50	
Pentafluorobenzene	72363	6.69	94357	6.69	77	50 - 200	0.0000	+/-0.50	

SW846 8015B METHOD BLANK SUMMARY

BLANK WORKORDER NO.: LJ2891AA

Lab Name: TestAmerica Laboratories, Inc.

Lab Code: TALCAN

SDG Number:9H26266

Lab File ID: AF082805.

Lot Number: A9H260266

Date Analyzed: 08/28/09

Time Analyzed: 13:46

Matrix: WATER

Date Extracted:08/28/09

GC Column: 502.2 ID: .53

Extraction Method: 5030

Instrument ID: A

Level:(low/med) LOW

THIS METHOD BLANK APPLIES TO THE FOLLOWING SAMPLES, LCS, LCSD, MS , MSD:

	CLIENT ID.	SAMPLE WORK ORDER #	LAB FILE ID	DATE ANALYZED	TIME ANALYZED
01	MSA-MW15S-082509	LJTGV1CN	AF082806.	08/28/09	14:22
02	MSA-MW15S-082509	LJTGV1F0 S	AF082809.	08/28/09	16:10
03	MSA-MW15S-082509	LJTGV1F1 D	AF082810.	08/28/09	16:46
04	CHECK SAMPLE	LJ2891AC C	AF082803.	08/28/09	12:34
05	DUPLICATE CHECK	LJ2891AD L	AF082804.	08/28/09	13:10
06					
07					
08					
09					
10					
11					
12					
13					
14					
15					
16					
17					
18					
19					
20					
21					
22					
23					
24					
25					
26					
27					
28					
29					
30					

COMMENTS:

SW846 8015B METHOD BLANK SUMMARY

BLANK WORKORDER NO.: LJ2891AA

Lab Name: TestAmerica Laboratories, Inc.

Lab Code: TALCAN

SDG Number:9H26266

Lab File ID: AF082805.

Lot Number: A9H270136

Date Analyzed: 08/28/09

Time Analyzed: 13:46

Matrix: WATER

Date Extracted:08/28/09

GC Column: 502.2 ID: .53

Extraction Method: 5030

Instrument ID: A

Level:(low/med) LOW

THIS METHOD BLANK APPLIES TO THE FOLLOWING SAMPLES, LCS, LCSD, MS , MSD:

	CLIENT ID.	SAMPLE WORK ORDER #	LAB FILE ID	DATE ANALYZED	TIME ANALYZED
01	INTRA-LAB QC	LJTGV1CN	AF082806.	08/28/09	14:22
02	LAB MS/MSD	LJTGV1F0 S	AF082809.	08/28/09	16:10
03	LAB MS/MSD	LJTGV1F1 D	AF082810.	08/28/09	16:46
04	MSA-MW20S-082609	LJVRW1CQ	AF082807.	08/28/09	14:58
05	MSA-MW16S-082609	LJVR11CQ	AF082808.	08/28/09	15:34
06	CHECK SAMPLE	LJ2891AC C	AF082803.	08/28/09	12:34
07	DUPLICATE CHECK	LJ2891AD L	AF082804.	08/28/09	13:10
08					
09					
10					
11					
12					
13					
14					
15					
16					
17					
18					
19					
20					
21					
22					
23					
24					
25					
26					
27					
28					
29					
30					

COMMENTS:

METHOD BLANK REPORT

GC Volatiles

Client Lot #...: 9H26266
MB Lot-Sample #: A9H300000-042

Work Order #...: LJ2891AA

Matrix.....: WATER

Analysis Date..: 08/28/09
Dilution Factor: 1

Prep Date.....: 08/28/09
Prep Batch #...: 9242042
Initial Wgt/Vol: 5 mL

Final Wgt/Vol..: 5 mL

PARAMETER	RESULT	REPORTING LIMIT	UNITS	METHOD
TPH (as Gasoline)	ND	100	ug/L	SW846 8015B

SURROGATE	PERCENT RECOVERY	RECOVERY LIMITS
Trifluorotoluene	117	(10 - 150)

NOTE(S):

Calculations are performed before rounding to avoid round-off errors in calculated results.

SW846 8015B METHOD BLANK SUMMARY

BLANK WORKORDER NO.: LJ4JN1AA

Lab Name: TestAmerica Laboratories, Inc.

Lab Code: TALCAN

SDG Number:9H26266

Lab File ID: AF083105.

Lot Number: A9H290107

Date Analyzed: 08/31/09

Time Analyzed: 12:37

Matrix: WATER

Date Extracted:08/31/09

GC Column: 502.2 ID: .53

Extraction Method: 5030

Instrument ID: A

Level:(low/med) LOW

THIS METHOD BLANK APPLIES TO THE FOLLOWING SAMPLES, LCS, LCSD, MS , MSD:

	CLIENT ID.	SAMPLE WORK ORDER #	LAB FILE ID	DATE ANALYZED	TIME ANALYZED
01	MSA-MW17S-082809	LJ1791CQ	AF083107.	08/31/09	13:53
02	INTRA-LAB QC	LJ2VV1AD	AF083106.	08/31/09	13:18
03	LAB MS/MSD	LJ2VV1AF S	AF083108.	08/31/09	14:27
04	LAB MS/MSD	LJ2VV1AG D	AF083109.	08/31/09	15:01
05	CHECK SAMPLE	LJ4JN1AC C	AF083103.	08/31/09	11:27
06	DUPLICATE CHECK	LJ4JN1AD L	AF083104.	08/31/09	12:02
07					
08					
09					
10					
11					
12					
13					
14					
15					
16					
17					
18					
19					
20					
21					
22					
23					
24					
25					
26					
27					
28					
29					
30					

COMMENTS:

FORM IV

METHOD BLANK REPORT

GC Volatiles

Client Lot #...: 9H26266 **Work Order #...:** LJ4JN1AA **Matrix.....:** WATER
MB Lot-Sample #: A9I010000-026

Prep Date.....: 08/31/09 **Final Wgt/Vol..:** 5 mL
Analysis Date..: 08/31/09 **Prep Batch #...:** 9244026
Dilution Factor: 1 **Initial Wgt/Vol:** 5 mL

PARAMETER	RESULT	REPORTING LIMIT	UNITS	METHOD
TPH (as Gasoline)	ND	100	ug/L	SW846 8015B

SURROGATE	PERCENT RECOVERY	RECOVERY LIMITS
Trifluorotoluene	118	(10 - 150)

NOTE(S):

Calculations are performed before rounding to avoid round-off errors in calculated results.

SW846 8015B METHOD BLANK SUMMARY

BLANK WORKORDER NO.: LJ8TR1AA

Lab Name: TestAmerica Laboratories, Inc.

Lab Code: TALCAN

SDG Number:9H26266

Lab File ID: YF090208.

Lot Number: A9I010149

Date Analyzed: 09/02/09

Time Analyzed: 12:29

Matrix: WATER

Date Extracted:09/02/09

GC Column: RTX-VRX ID: .45

Extraction Method: 5030

Instrument ID: Y

Level:(low/med) LOW

THIS METHOD BLANK APPLIES TO THE FOLLOWING SAMPLES, LCS, LCSD, MS , MSD:

	CLIENT ID.	SAMPLE WORK ORDER #	LAB FILE ID	DATE ANALYZED	TIME ANALYZED
01	MSA-MW23S-083109	LJ46M1CQ	YF090209.	09/02/09	13:01
02	MSA-MW23S-083109	LJ46M1CR S	YF090215.	09/02/09	16:10
03	MSA-MW23S-083109	LJ46M1CT D	YF090216.	09/02/09	16:41
04	MSA-MW26S-083109	LJ4631CQ	YF090210.	09/02/09	13:32
05	MSA-MW25S-083109	LJ47F1CQ	YF090211.	09/02/09	14:04
06	CHECK SAMPLE	LJ8TR1AC C	YF090205.	09/02/09	10:54
07	DUPLICATE CHECK	LJ8TR1AD L	YF090206.	09/02/09	11:25
08					
09					
10					
11					
12					
13					
14					
15					
16					
17					
18					
19					
20					
21					
22					
23					
24					
25					
26					
27					
28					
29					
30					

COMMENTS:

FORM IV

METHOD BLANK REPORT

GC Volatiles

Client Lot #...: 9H26266
MB Lot-Sample #: A9I030000-073

Work Order #...: LJ8TR1AA

Matrix.....: WATER

Prep Date.....: 09/02/09
Prep Batch #...: 9246073
Initial Wgt/Vol: 5 mL

Final Wgt/Vol..: 5 mL

Analysis Date..: 09/02/09
Dilution Factor: 1

PARAMETER	RESULT	REPORTING LIMIT	UNITS	METHOD
TPH (as Gasoline)	ND	100	ug/L	SW846 8015B

SURROGATE	PERCENT RECOVERY	RECOVERY LIMITS
Trifluorotoluene	103	(10 - 150)

NOTE(S):

Calculations are performed before rounding to avoid round-off errors in calculated results.

LABORATORY CONTROL SAMPLE EVALUATION REPORT

GC Volatiles

Client Lot #...:	9H26266	**Work Order #...:**	LJ2891AC-LCS	**Matrix.....:**	WATER
LCS Lot-Sample#:	A9H300000-042		LJ2891AD-LCSD		
Prep Date.....:	08/28/09	**Analysis Date..:**	08/28/09		
Prep Batch #...:	9242042				
Dilution Factor:	1	**Final Wgt/Vol..:**	5 mL		
Initial Wgt/Vol:	5 mL				

PARAMETER	PERCENT RECOVERY	RECOVERY LIMITS	RPD	RPD LIMITS	METHOD
TPH (as Gasoline)	**91**	**(72 - 140)**			**SW846 8015B**
	100	**(72 - 140)**	**9.4**	**(0-20)**	**SW846 8015B**

SURROGATE	PERCENT RECOVERY	RECOVERY LIMITS
Trifluorotoluene	117	(10 - 150)
	122	(10 - 150)

NOTE(S):

Calculations are performed before rounding to avoid round-off errors in calculated results.

Bold print denotes control parameters

LABORATORY CONTROL SAMPLE DATA REPORT

GC Volatiles

Client Lot #...: 9H26266 **Work Order #...:** LJ2891AC-LCS **Matrix.....:** WATER
LCS Lot-Sample#: A9H300000-042 LJ2891AD-LCSD
Prep Date.....: 08/28/09 **Analysis Date..:** 08/28/09
Prep Batch #...: 9242042
Dilution Factor: 1 **Final Wgt/Vol..:** 5 mL
Initial Wgt/Vol: 5 mL

PARAMETER	SPIKE AMOUNT	MEASURED AMOUNT	UNITS	PERCENT RECOVERY	RPD	METHOD
TPH (as Gasoline)	**200**	**180**	**ug/L**	**91**		**SW846 8015B**
	200	**200**	**ug/L**	**100**	**9.4**	**SW846 8015B**

SURROGATE	PERCENT RECOVERY	RECOVERY LIMITS
Trifluorotoluene	117	(10 - 150)
	122	(10 - 150)

NOTE(S):

Calculations are performed before rounding to avoid round-off errors in calculated results.

Bold print denotes control parameters

SW846 8015B CHECK SAMPLE RECOVERY

Lab Name: TestAmerica Laboratories, Inc. Client: Tetra Tech NUS, Inc

Lab Code: TALCAN SDG No: 9H26266

Lot #: A9H300000 WO #: LJ2891AC
BATCH: 9242042

COMPOUND	SPIKE ADDED (ug/L)	SAMPLE CONCENT. (ug/L)	% REC	QC LIMITS REC	QUAL
TPH (as Gasoline)	200	180	91	72- 140	

NOTES(S):

* Values outside of QC limits

Spike Recovery: 0 out of 1 outside limits

COMMENTS:

FORM III

SW846 8015B CHECK SAMPLE DUPLICATE RECOVERY

Lab Name: TestAmerica Laboratories, Inc. Client: Tetra Tech NUS, Inc

Lab Code: TALCAN SDG No: 9H26266

Lot #: A9H300000 WO #: LJ2891AD
BATCH: 9242042

COMPOUND	SPIKE ADDED (ug/L)	SAMPLE CONCENT. (ug/L)	% REC	QC LIMITS REC	QUAL
TPH (as Gasoline)	200	200	100	72- 140	

NOTES(S):

* Values outside of QC limits

Spike Recovery: 0 out of 1 outside limits

COMMENTS:

FORM III

LABORATORY CONTROL SAMPLE EVALUATION REPORT

GC Volatiles

Client Lot #...: 9H26266 **Work Order #...:** LJ4JN1AC-LCS **Matrix.....:** WATER
LCS Lot-Sample#: A9I010000-026 LJ4JN1AD-LCSD
Prep Date.....: 08/31/09 **Analysis Date..:** 08/31/09
Prep Batch #...: 9244026
Dilution Factor: 1 **Final Wgt/Vol..:** 5 mL
Initial Wgt/Vol: 5 mL

PARAMETER	PERCENT RECOVERY	RECOVERY LIMITS	RPD	RPD LIMITS	METHOD
TPH (as Gasoline)	103	**(72 - 140)**			**SW846 8015B**
	102	**(72 - 140)**	**0.80**	**(0-20)**	**SW846 8015B**

SURROGATE	PERCENT RECOVERY	RECOVERY LIMITS
Trifluorotoluene	118	(10 - 150)
	121	(10 - 150)

NOTE(S):

Calculations are performed before rounding to avoid round-off errors in calculated results.

Bold print denotes control parameters

LABORATORY CONTROL SAMPLE DATA REPORT

GC Volatiles

Client Lot #...: 9H26266 **Work Order #...:** LJ4JN1AC-LCS **Matrix.....:** WATER
LCS Lot-Sample#: A9I010000-026 LJ4JN1AD-LCSD
Prep Date.....: 08/31/09 **Analysis Date..:** 08/31/09
Prep Batch #...: 9244026
Dilution Factor: 1 **Final Wgt/Vol..:** 5 mL
Initial Wgt/Vol: 5 mL

PARAMETER	SPIKE AMOUNT	MEASURED AMOUNT	UNITS	PERCENT RECOVERY	RPD	METHOD
TPH (as Gasoline)	**200**	**210**	**ug/L**	**103**		**SW846 8015B**
	200	**200**	**ug/L**	**102**	**0.80**	**SW846 8015B**

SURROGATE	PERCENT RECOVERY	RECOVERY LIMITS
Trifluorotoluene	118	(10 - 150)
	121	(10 - 150)

NOTE(S):

Calculations are performed before rounding to avoid round-off errors in calculated results.

Bold print denotes control parameters

SW846 8015B CHECK SAMPLE RECOVERY

Lab Name: TestAmerica Laboratories, Inc. Client: Tetra Tech NUS, Inc

Lab Code: TALCAN SDG No: 9H26266

Lot #: A9I010000 WO #: LJ4JN1AC
BATCH: 9244026

COMPOUND	SPIKE ADDED (ug/L)	SAMPLE CONCENT. (ug/L)	% REC	QC LIMITS REC	QUAL
TPH (as Gasoline)	200	210	103	72- 140	

NOTES(S):

* Values outside of QC limits

Spike Recovery: 0 out of 1 outside limits

COMMENTS:

SW846 8015B CHECK SAMPLE DUPLICATE RECOVERY

Lab Name: TestAmerica Laboratories, Inc. Client: Tetra Tech NUS, Inc

Lab Code: TALCAN SDG No: 9H26266

Lot #: A9I010000 WO #: LJ4JN1AD
BATCH: 9244026

COMPOUND	SPIKE ADDED (ug/L)	SAMPLE CONCENT. (ug/L)	% REC	QC LIMITS REC	QUAL
TPH (as Gasoline)	200	200	102	72- 140	

NOTES(S):

* Values outside of QC limits

Spike Recovery: 0 out of 1 outside limits

COMMENTS:

FORM III

LABORATORY CONTROL SAMPLE EVALUATION REPORT

GC Volatiles

Client Lot #...: 9H26266 **Work Order #...:** LJ8TR1AC-LCS **Matrix.....:** WATER
LCS Lot-Sample#: A9I030000-073 LJ8TR1AD-LCSD
Prep Date.....: 09/02/09 **Analysis Date..:** 09/02/09
Prep Batch #...: 9246073
Dilution Factor: 1 **Final Wgt/Vol..:** 5 mL
Initial Wgt/Vol: 5 mL

PARAMETER	PERCENT RECOVERY	RECOVERY LIMITS	RPD	RPD LIMITS	METHOD
TPH (as Gasoline)	99	(72 - 140)			SW846 8015B
	102	(72 - 140)	3.0	(0-20)	SW846 8015B

SURROGATE	PERCENT RECOVERY	RECOVERY LIMITS
Trifluorotoluene	103	(10 - 150)
	103	(10 - 150)

NOTE(S):

Calculations are performed before rounding to avoid round-off errors in calculated results.

Bold print denotes control parameters

LABORATORY CONTROL SAMPLE DATA REPORT

GC Volatiles

Client Lot #...: 9H26266 **Work Order #...:** LJ8TR1AC-LCS **Matrix.....:** WATER
LCS Lot-Sample#: A9I030000-073 LJ8TR1AD-LCSD
Prep Date.....: 09/02/09 **Analysis Date..:** 09/02/09
Prep Batch #...: 9246073
Dilution Factor: 1 **Final Wgt/Vol..:** 5 mL
Initial Wgt/Vol: 5 mL

PARAMETER	SPIKE AMOUNT	MEASURED AMOUNT	UNITS	PERCENT RECOVERY	RPD	METHOD
TPH (as Gasoline)	**200**	**200**	**ug/L**	**99**		**SW846 8015B**
	200	**200**	**ug/L**	**102**	**3.0**	**SW846 8015B**

SURROGATE	PERCENT RECOVERY	RECOVERY LIMITS
Trifluorotoluene	103	(10 - 150)
	103	(10 - 150)

NOTE(S):

Calculations are performed before rounding to avoid round-off errors in calculated results.

Bold print denotes control parameters

SW846 8015B CHECK SAMPLE RECOVERY

Lab Name: TestAmerica Laboratories, Inc. Client: Tetra Tech NUS, Inc

Lab Code: TALCAN SDG No: 9H26266

Lot #: A9I030000 WO #: LJ8TR1AC
BATCH: 9246073

COMPOUND	SPIKE ADDED (ug/L)	SAMPLE CONCENT. (ug/L)	% REC	QC LIMITS REC	QUAL
TPH (as Gasoline)	200	200	99	72- 140	

NOTES(S):

* Values outside of QC limits

Spike Recovery: 0 out of 1 outside limits

COMMENTS:

FORM III

SW846 8015B CHECK SAMPLE DUPLICATE RECOVERY

Lab Name: TestAmerica Laboratories, Inc. Client: Tetra Tech NUS, Inc

Lab Code: TALCAN SDG No: 9H26266

Lot #: A9I030000 WO #: LJ8TR1AD
BATCH: 9246073

COMPOUND	SPIKE ADDED (ug/L)	SAMPLE CONCENT. (ug/L)	% REC	QC LIMITS REC	QUAL
TPH (as Gasoline)	200	200	102	72- 140	

NOTES(S):

* Values outside of QC limits

Spike Recovery: 0 out of 1 outside limits

COMMENTS:

MATRIX SPIKE SAMPLE EVALUATION REPORT

GC Volatiles

Client Lot #...:	9H26266	**Work Order #...:**	LJTGV1F0-MS	**Matrix.....:**	WG
MS Lot-Sample #:	A9H260266-001		LJTGV1F1-MSD		
Date Sampled...:	08/25/09 09:50	**Date Received..:**	08/26/09		
Prep Date.....:	08/28/09	**Analysis Date..:**	08/28/09		
Prep Batch #...:	9242042				
Dilution Factor:	2	**Initial Wgt/Vol:**	5 mL	**Final Wgt/Vol..:**	5 mL

PARAMETER	PERCENT RECOVERY	RECOVERY LIMITS	RPD	RPD LIMITS	METHOD
TPH (as Gasoline)	**98**	**(63 - 143)**			**SW846 8015B**
	100	**(63 - 143)**	**0.80**	**(0-20)**	**SW846 8015B**

SURROGATE	PERCENT RECOVERY	RECOVERY LIMITS
Trifluorotoluene	133	(10 - 150)
	134	(10 - 150)

NOTE(S):

Calculations are performed before rounding to avoid round-off errors in calculated results.

Bold print denotes control parameters

MATRIX SPIKE SAMPLE DATA REPORT

GC Volatiles

Client Lot #...:	9H26266	**Work Order #...:**	LJTGV1F0-MS	**Matrix.....:**	WG
MS Lot-Sample #:	A9H260266-001		LJTGV1F1-MSD		
Date Sampled...:	08/25/09 09:50	**Date Received..:**	08/26/09		
Prep Date.....:	08/28/09	**Analysis Date..:**	08/28/09		
Prep Batch #...:	9242042				
Dilution Factor:	2	**Initial Wgt/Vol:**	5 mL	**Final Wgt/Vol..:**	5 mL

PARAMETER	SAMPLE AMOUNT	SPIKE AMT	MEASRD AMOUNT	UNITS	PERCNT RECVRY	RPD	METHOD
TPH (as Gasoline)	**610**	**400**	**1000**	**ug/L**	**98**		**SW846 8015B**
	610	**400**	**1000**	**ug/L**	**100**	**0.80**	**SW846 8015B**

SURROGATE	PERCENT RECOVERY	RECOVERY LIMITS
Trifluorotoluene	133	(10 - 150)
	134	(10 - 150)

NOTE(S):

Calculations are performed before rounding to avoid round-off errors in calculated results.

Bold print denotes control parameters

SW846 8015B MATRIX SPIKE/MATRIX SPIKE DUPLICATE RECOVERY

Lab Name: TestAmerica Laboratories, Inc. Client: Tetra Tech NUS, Inc

Lab Code: TALCAN SDG No: 9H26266

Matrix Spike ID: MSA-MW15S-082509

Lot #: A9H260266 WO #: LJTGV1F0

BATCH: 9242042

COMPOUND	SPIKE ADDED (ug/L)	SAMPLE CONCENT. (ug/L)	MS CONCENT. (ug/L)	MS % REC	LIMITS REC	QUAL
TPH (as Gasoline)	400	610	1000	98	63- 143	

NOTES(S):

Column to be used to flag recovery and RPD values with an asterisk
* Values outside of QC limits

RPD: 0 out of 0 outside limits
Spike Recovery: 0 out of 1 outside limits

COMMENTS:

FORM III

SW846 8015B MATRIX SPIKE/MATRIX SPIKE DUPLICATE RECOVERY

Lab Name: TestAmerica Laboratories, Inc. Client: Tetra Tech NUS, Inc

Lab Code: TALCAN SDG No: 9H26266

Matrix Spike ID: MSA-MW15S-082509

Lot #: A9H260266 WO #: LJTGV1F1
BATCH: 9242042

COMPOUND	SPIKE ADDED (ug/L)	MSD CONCENT. (ug/L)	MSD % REC	% RPD	QC LIMITS RPD	QC LIMITS REC	QUAL
TPH (as Gasoline)	400	1000	100	0.80	20	63- 143	

NOTES(S):

Column to be used to flag recovery and RPD values with an asterisk
* Values outside of QC limits

RPD: 0 out of 1 outside limits
Spike Recovery: 0 out of 1 outside limits

COMMENTS:

FORM III

MATRIX SPIKE SAMPLE EVALUATION REPORT

GC Volatiles

Client Lot #...:	9H26266	**Work Order #...:**	LJ2VV1AF-MS	**Matrix.....:**	WATER
MS Lot-Sample #:	A9H290168-001		LJ2VV1AG-MSD		
Date Sampled...:	08/28/09 11:20	**Date Received..:**	08/29/09		
Prep Date.....:	08/31/09	**Analysis Date..:**	08/31/09		
Prep Batch #...:	9244026				
Dilution Factor:	1	**Initial Wgt/Vol:**	5 mL	**Final Wgt/Vol..:**	5 mL

PARAMETER	PERCENT RECOVERY	RECOVERY LIMITS	RPD	RPD LIMITS	METHOD
TPH (as Gasoline)	**102**	**(63 - 143)**			**SW846 8015B**
	101	**(63 - 143)**	**0.54**	**(0-20)**	**SW846 8015B**

SURROGATE	PERCENT RECOVERY	RECOVERY LIMITS
Trifluorotoluene	121	(10 - 150)
	123	(10 - 150)

NOTE(S):

Calculations are performed before rounding to avoid round-off errors in calculated results.

Bold print denotes control parameters

MATRIX SPIKE SAMPLE DATA REPORT

GC Volatiles

Client Lot #...: 9H26266	**Work Order #...:** LJ2VV1AF-MS	**Matrix.....:** WATER	
MS Lot-Sample #: A9H290168-001	LJ2VV1AG-MSD		
Date Sampled...: 08/28/09 11:20	**Date Received..:** 08/29/09		
Prep Date.....: 08/31/09	**Analysis Date..:** 08/31/09		
Prep Batch #...: 9244026			
Dilution Factor: 1	**Initial Wgt/Vol:** 5 mL	**Final Wgt/Vol..:** 5 mL	

PARAMETER	SAMPLE AMOUNT	SPIKE AMT	MEASRD AMOUNT	UNITS	PERCNT RECVRY	RPD	METHOD
TPH (as Gasoline)	**36**	**400**	**440**	**ug/L**	**102**		**SW846 8015B**
	36	**400**	**440**	**ug/L**	**101**	**0.54**	**SW846 8015B**

SURROGATE	PERCENT RECOVERY	RECOVERY LIMITS
Trifluorotoluene	121	(10 - 150)
	123	(10 - 150)

NOTE(S):

Calculations are performed before rounding to avoid round-off errors in calculated results.

Bold print denotes control parameters

SW846 8015B MATRIX SPIKE/MATRIX SPIKE DUPLICATE RECOVERY

Lab Name: TestAmerica Laboratories, Inc. Client: Tetra Tech NUS, Inc

Lab Code: TALCAN SDG No: 9H26266

Matrix Spike ID: LAB MS/MSD

Lot #: A9H290168 WO #: LJ2VV1AF
BATCH: 9244026

COMPOUND	SPIKE ADDED (ug/L)	SAMPLE CONCENT. (ug/L)	MS CONCENT. (ug/L)	MS % REC	LIMITS REC	QUAL
TPH (as Gasoline)	400	36	440	102	63- 143	

NOTES(S):

Column to be used to flag recovery and RPD values with an asterisk
* Values outside of QC limits

RPD: 0 out of 0 outside limits
Spike Recovery: 0 out of 1 outside limits

COMMENTS:

FORM III

SW846 8015B MATRIX SPIKE/MATRIX SPIKE DUPLICATE RECOVERY

Lab Name: TestAmerica Laboratories, Inc. Client: Tetra Tech NUS, Inc

Lab Code: TALCAN SDG No: 9H26266

Matrix Spike ID: LAB MS/MSD

Lot #: A9H290168 WO #: LJ2VV1AG
BATCH: 9244026

COMPOUND	SPIKE ADDED (ug/L)	MSD CONCENT. (ug/L)	MSD % REC	% RPD	QC LIMITS RPD	QC LIMITS REC	QUAL
TPH (as Gasoline)	400	440	101	0.54	20	63- 143	

NOTES(S):

Column to be used to flag recovery and RPD values with an asterisk
* Values outside of QC limits

RPD: 0 out of 1 outside limits
Spike Recovery: 0 out of 1 outside limits

COMMENTS:

FORM III

MATRIX SPIKE SAMPLE EVALUATION REPORT

GC Volatiles

Client Lot #...:	9H26266	**Work Order #...:**	LJ46M1CR-MS	**Matrix.....:**	WG
MS Lot-Sample #:	A9I010149-002		LJ46M1CT-MSD		
Date Sampled...:	08/31/09 10:14	**Date Received..:**	09/01/09		
Prep Date.....:	09/02/09	**Analysis Date..:**	09/02/09		
Prep Batch #...:	9246073				
Dilution Factor:	1	**Initial Wgt/Vol:**	5 mL	**Final Wgt/Vol..:**	5 mL

PARAMETER	PERCENT RECOVERY	RECOVERY LIMITS	RPD	RPD LIMITS	METHOD
TPH (as Gasoline)	**79**	**(63 - 143)**			**SW846 8015B**
	89	**(63 - 143)**	**9.4**	**(0-20)**	**SW846 8015B**

SURROGATE	PERCENT RECOVERY	RECOVERY LIMITS
Trifluorotoluene	107	(10 - 150)
	109	(10 - 150)

NOTE(S):

Calculations are performed before rounding to avoid round-off errors in calculated results.

Bold print denotes control parameters

MATRIX SPIKE SAMPLE DATA REPORT

GC Volatiles

Client Lot #...:	9H26266	**Work Order #...:**	LJ46M1CR-MS LJ46M1CT-MSD	**Matrix.....:**	WG
MS Lot-Sample #:	A9I010149-002				
Date Sampled...:	08/31/09 10:14	**Date Received..:**	09/01/09		
Prep Date.....:	09/02/09	**Analysis Date..:**	09/02/09		
Prep Batch #...:	9246073				
Dilution Factor:	1	**Initial Wgt/Vol:**	5 mL	**Final Wgt/Vol..:**	5 mL

PARAMETER	SAMPLE AMOUNT	SPIKE AMT	MEASRD AMOUNT	UNITS	PERCNT RECVRY	RPD	METHOD
TPH (as Gasoline)	**86**	**400**	**400**	**ug/L**	**79**		**SW846 8015B**
	86	**400**	**440**	**ug/L**	**89**	**9.4**	**SW846 8015B**

SURROGATE	PERCENT RECOVERY	RECOVERY LIMITS
Trifluorotoluene	107	(10 - 150)
	109	(10 - 150)

NOTE(S):

Calculations are performed before rounding to avoid round-off errors in calculated results.

Bold print denotes control parameters

SW846 8015B MATRIX SPIKE/MATRIX SPIKE DUPLICATE RECOVERY

Lab Name: TestAmerica Laboratories, Inc. Client: Tetra Tech NUS, Inc

Lab Code: TALCAN SDG No: 9H26266

Matrix Spike ID: MSA-MW23S-083109

Lot #: A9I010149 WO #: LJ46M1CR
BATCH: 9246073

COMPOUND	SPIKE ADDED (ug/L)	SAMPLE CONCENT. (ug/L)	MS CONCENT. (ug/L)	MS % REC	LIMITS REC	QUAL
TPH (as Gasoline)	400	86	400	79	63- 143	

NOTES(S):

Column to be used to flag recovery and RPD values with an asterisk
* Values outside of QC limits

RPD: 0 out of 0 outside limits
Spike Recovery: 0 out of 1 outside limits

COMMENTS:

FORM III

SW846 8015B MATRIX SPIKE/MATRIX SPIKE DUPLICATE RECOVERY

Lab Name: TestAmerica Laboratories, Inc. Client: Tetra Tech NUS, Inc

Lab Code: TALCAN SDG No: 9H26266

Matrix Spike ID: MSA-MW23S-083109

Lot #: A9I010149 WO #: LJ46M1CT
BATCH: 9246073

COMPOUND	SPIKE ADDED (ug/L)	MSD CONCENT. (ug/L)	MSD % REC	% RPD	QC LIMITS RPD	QC LIMITS REC	QUAL
TPH (as Gasoline)	400	440	89	9.4	20	63- 143	

NOTES(S):

Column to be used to flag recovery and RPD values with an asterisk
* Values outside of QC limits

RPD: 0 out of 1 outside limits
Spike Recovery: 0 out of 1 outside limits

COMMENTS:

FORM III

SW846 8015B SURROGATE RECOVERY

Lab Name: TestAmerica Laboratories, Inc. Client: Tetra Tech NUS, Inc

Lab Code: TALCAN SDG No: 9H26266

Lot #: A9H260266

Extraction: XXI15KJ01

	CLIENT ID.	SRG01	TOT OUT
01	MSA-MW15S-082509	129	00
02	METHOD BLK. LJ2891AA	117	00
03	LCS LJ2891AC	117	00
04	MSA-MW15S-082509 D	134	00
05	LCSD LJ2891AD	122	00
06	MSA-MW15S-082509 S	133	00

SURROGATES		QC LIMITS
SRG01	= Trifluorotoluene	(10-150)

\# Column to be used to flag recovery values
* Values outside of required QC Limits
D System monitoring Compound diluted out

FORM II

SW846 8015B SURROGATE RECOVERY

Lab Name: TestAmerica Laboratories, Inc. Client: Tetra Tech NUS, Inc

Lab Code: TALCAN SDG No: 9H26266

Lot #: A9H270136

Extraction: XXI15KJ01

	CLIENT ID.	SRG01	TOT OUT
01	INTRA-LAB QC	129	00
02	MSA-MW20S-082609	134	00
03	MSA-MW16S-082609	136	00
04	METHOD BLK. LJ2891AA	117	00
05	LCS LJ2891AC	117	00
06	LAB MS/MSD D	134	00
07	LCSD LJ2891AD	122	00
08	LAB MS/MSD S	133	00

SURROGATES		QC LIMITS
SRG01	= Trifluorotoluene	(10-150)

\# Column to be used to flag recovery values
* Values outside of required QC Limits
D System monitoring Compound diluted out

FORM II

SW846 8015B SURROGATE RECOVERY

Lab Name: TestAmerica Laboratories, Inc. Client: Tetra Tech NUS, Inc

Lab Code: TALCAN SDG No: 9H26266

Lot #: A9H290107

Extraction: XXI15KJ01

	CLIENT ID.	SRG01	TOT OUT
01	MSA-MW17S-082809	121	00
02	INTRA-LAB QC	116	00
03	METHOD BLK. LJ4JN1AA	118	00
04	LCS LJ4JN1AC	118	00
05	LAB MS/MSD D	123	00
06	LCSD LJ4JN1AD	121	00
07	LAB MS/MSD S	121	00

SURROGATES		QC LIMITS
SRG01	= Trifluorotoluene	(10-150)

\# Column to be used to flag recovery values
* Values outside of required QC Limits
D System monitoring Compound diluted out

FORM II

SW846 8015B SURROGATE RECOVERY

Lab Name: TestAmerica Laboratories, Inc. Client: Tetra Tech NUS, Inc

Lab Code: TALCAN SDG No: 9H26266

Lot #: A9I010149

Extraction: XXI15KJ01

	CLIENT ID.	SRG01	TOT OUT
01	MSA-MW23S-083109	110	00
02	MSA-MW26S-083109	105	00
03	MSA-MW25S-083109	102	00
04	METHOD BLK. LJ8TR1AA	103	00
05	LCS LJ8TR1AC	103	00
06	MSA-MW23S-083109 D	109	00
07	LCSD LJ8TR1AD	103	00
08	MSA-MW23S-083109 S	107	00

SURROGATES		QC LIMITS
SRG01	= Trifluorotoluene	(10-150)

\# Column to be used to flag recovery values
* Values outside of required QC Limits
D System monitoring Compound diluted out

FORM II

port Date : 06-Jul-2009 16:18

TestAmerica North Canton

INITIAL CALIBRATION DATA

art Cal Date : 06-JUL-2009 11:12
d Cal Date : 06-JUL-2009 14:42
ant Method : ESTD
rget Version : 4.14
tegrator : Falcon
thod file : \\cansvr11\dd\chem\GCV\afid.i\A90706.b\A8015B.m
st Edit : 06-Jul-2009 15:15 fausnigb

libration File Names:
vel 1: \\cansvr11\dd\chem\GCV\afid.i\A90706.b\AF070603.D
vel 2: \\cansvr11\dd\chem\GCV\afid.i\A90706.b\AF070604.D
vel 3: \\cansvr11\dd\chem\GCV\afid.i\A90706.b\AF070605.D
vel 4: \\cansvr11\dd\chem\GCV\afid.i\A90706.b\AF070606.D
vel 5: \\cansvr11\dd\chem\GCV\afid.i\A90706.b\AF070607.D
vel 6: \\cansvr11\dd\chem\GCV\afid.i\A90706.b\AF070608.D
vel 7: \\cansvr11\dd\chem\GCV\afid.i\A90706.b\AF070609.D

Compound	250.0000 Level 1	500.0000 Level 2	1000.0000 Level 3	2000.0000 Level 4	4000.0000 Level 5	5000.0000 Level 6	Curve	Coefficients b	m1	m2	%RSD or R^2	
	8000.0000 Level 7											
1 2-Methyl Pentane	+++++	+++++	+++++	+++++	+++++	+++++						
	+++++						QUAD	0.000e+000	0.000e+000	0.000e+000	0.000e+000	<-
2 TPH-1	46113	43502	43761	44602	47255	46111						
	46377						AVRG		45389		3.15852	
3 Fluorobenzene (IS)	4211000	4217874	4588856	5444788	4879706	5229754						
	+++++						QUAD	50.00000	0.000e+000	0.000e+000	0.000e+000	<-
4 TPH-2	36554	33113	37252	37213	42449	39244						
	37916						AVRG		37677		7.48922	

port Date : 06-Jul-2009 16:18

TestAmerica North Canton

INITIAL CALIBRATION DATA

art Cal Date : 06-JUL-2009 11:12
d Cal Date : 06-JUL-2009 14:42
ant Method : ESTD
rget Version : 4.14
tegrator : Falcon
thod file : \\cansvr11\dd\chem\GCV\afid.i\A90706.b\A8015B.m
st Edit : 06-Jul-2009 15:15 fausnigb

Compound	250.0000 Level 1	500.0000 Level 2	1000.0000 Level 3	2000.0000 Level 4	4000.0000 Level 5	5000.0000 Level 6	8000.0000 Level 7	Curve	Coefficients b	m1	m2	%RSD or R^2	
6 Total TPH	41094	37308	38811	39427	43223	40359	39286	AVRG		39929		4.70550	✓
7 TPH-3	39341	34909	36596	37208	41336	37669	35968	AVRG		37575		5.75497	
8 1,2,4-Trimethylbenzene	+++++	+++++	+++++	+++++	+++++	+++++	+++++	QUAD	0.000e+000	0.000e+000	0.000e+000	0.000e+000	<-
9 N-Dodecane	+++++	+++++	+++++	+++++	+++++	+++++	+++++	QUAD	0.000e+000	0.000e+000	0.000e+000	0.000e+000	<-
5 TFT (Surrogate)	34593	35131	38383	39965	42460	42122	40449	AVRG		39015		8.07322	✓

TestAmerica North Canton

CONTINUING CALIBRATION COMPOUNDS

Instrument ID: afid.i Injection Date: 28-AUG-2009 11:59
Lab File ID: AF082802.D Init. Cal. Date(s): 06-JUL-2009 06-JUL-2009
Analysis Type: WATER Init. Cal. Times: 11:12 14:42
Lab Sample ID: GAS CAL Quant Type: ESTD
Method: \\cansvr11\dd\chem\GCV\afid.i\A90828.b\A8015B.m

COMPOUND	RRF / AMOUNT	RF1000	CCAL RRF1000	MIN RRF	%D / %DRIFT	MAX %D / %DRIFT	CURVE TYPE	
S 6 Total TPH	39929	38197	38197	0.010	4.33832	15.00000	Averaged	
S 2 TPH-1	45389	49010	49010	0.010	-7.97854	15.00000	Averaged	
3 Fluorobenzene (IS)	50.00000	50.00000	90811	0.010	0.000e+000	15.00000	Quadratic	
S 4 TPH-2	37677	38737	38737	0.010	-2.81423	15.00000	Averaged	
S 5 TFT (Surrogate)	39015	28212	28212	0.010	27.68916	15.00000	Averaged	<- nc
S 7 TPH-3	37575	32701	32701	0.010	12.97262	15.00000	Averaged	

Average %D / Drift Results.

Calculated Average %D/Drift = 11.15856
Maximun Average %D/Drift = 15.00000
* Passed Average %D/Drift Test.

TestAmerica North Canton

CONTINUING CALIBRATION COMPOUNDS

Instrument ID: afid.i Injection Date: 28-AUG-2009 17:22
Lab File ID: AF082811.D Init. Cal. Date(s): 06-JUL-2009 06-JUL-2009
Analysis Type: WATER Init. Cal. Times: 11:12 14:42
Lab Sample ID: GAS CAL Quant Type: ESTD
Method: \\cansvr11\dd\chem\GCV\afid.i\A90828.b\A8015B.m

COMPOUND	RRF / AMOUNT	RF1000	CCAL RRF1000	MIN RRF	%D / %DRIFT	MAX %D / %DRIFT	CURVE TYPE	
S 6 Total TPH	39929	38126	38126	0.010	4.51760	15.00000	Averaged	
S 2 TPH-1	45389	46103	46103	0.010	-1.57461	15.00000	Averaged	
3 Fluorobenzene (IS)	50.00000	50.00000	88252	0.010	0.000e+000	15.00000	Quadratic	
S 4 TPH-2	37677	38658	38658	0.010	-2.60373	15.00000	Averaged	
S 5 TFT (Surrogate)	39015	27966	27966	0.010	28.31940	15.00000	Averaged	<- OK
S 7 TPH-3	37575	34048	34048	0.010	9.38720	15.00000	Averaged	

Average %D / Drift Results.

Calculated Average %D/Drift = 9.28051
Maximun Average %D/Drift = 15.00000
* Passed Average %D/Drift Test.

TestAmerica North Canton

CONTINUING CALIBRATION COMPOUNDS

Instrument ID: afid.i
Lab File ID: AF083102.D
Analysis Type: WATER
Lab Sample ID: GAS CAL
Method: \\cansvr11\dd\chem\GCV\afid.i\A90831.b\A8015B.m

Injection Date: 31-AUG-2009 10:53
Init. Cal. Date(s): 06-JUL-2009 06-JUL-2009
Init. Cal. Times: 11:12 14:42
Quant Type: ESTD

COMPOUND	RRF / AMOUNT	RF1000	CCAL RRF1000	MIN RRF	%D / %DRIFT	MAX %D / %DRIFT	CURVE TYPE	
S 6 Total TPH	39929	41231	41231	0.010	-3.26029	15.00000	Averaged	
S 2 TPH-1	45389	52804	52804	0.010	-16.33719	15.00000	Averaged	<-
3 Fluorobenzene (IS)	50.00000	50.00000	88724	0.010	0.000e+000	15.00000	Quadratic	
S 4 TPH-2	37677	41968	41968	0.010	-11.38944	15.00000	Averaged	
S 5 TFT (Surrogate)	39015	28341	28341	0.010	27.35750	15.00000	Averaged	<- OK
S 7 TPH-3	37575	35322	35322	0.010	5.99627	15.00000	Averaged	

Average %D / Drift Results.

Calculated Average %D/Drift = 12.86814
Maximun Average %D/Drift = 15.00000
* Passed Average %D/Drift Test.

TestAmerica North Canton

CONTINUING CALIBRATION COMPOUNDS

Instrument ID: afid.i Injection Date: 31-AUG-2009 15:36
Lab File ID: AF083110.D Init. Cal. Date(s): 06-JUL-2009 06-JUL-2009
Analysis Type: WATER Init. Cal. Times: 11:12 14:42
Lab Sample ID: GAS CAL Quant Type: ESTD
Method: \\cansvr11\dd\chem\GCV\afid.i\A90831.b\A8015B.m

COMPOUND	RRF / AMOUNT	RF1000	CCAL RRF1000	MIN RRF	%D / %DRIFT	MAX %D / %DRIFT	CURVE TYPE	
S 6 Total TPH	39929	37088	37088	0.010	7.11696	15.00000	Averaged	
S 2 TPH-1	45389	44893	44893	0.010	1.09297	15.00000	Averaged	
3 Fluorobenzene (IS)	50.00000	50.00000	87514	0.010	0.000e+000	15.00000	Quadratic	
S 4 TPH-2	37677	36970	36970	0.010	1.87548	15.00000	Averaged	
S 5 TFT (Surrogate)	39015	28042	28042	0.010	28.12427	15.00000	Averaged	<- 6/C
S 7 TPH-3	37575	33205	33205	0.010	11.63121	15.00000	Averaged	

Average %D / Drift Results.

Calculated Average %D/Drift = 9.96818
Maximun Average %D/Drift = 15.00000
* Passed Average %D/Drift Test.

TestAmerica North Canton

INITIAL CALIBRATION DATA

Start Cal Date : 07-AUG-2009 10:30
End Cal Date : 07-AUG-2009 13:40
Quant Method : ESTD
Origin : Disabled
Target Version : 4.14
Integrator : Falcon
Method file : \\cansvr11\dd\chem\GCV\ypid.i\Y90807.b\Y8015B.m
Last Edit : 09-Aug-2009 11:23 fausnigb
Curve Type : Average

Calibration File Names:
Level 1: \\cansvr11\dd\chem\GCV\ypid.i\Y90807.b\YF080704.D
Level 2: \\cansvr11\dd\chem\GCV\ypid.i\Y90807.b\YF080705.D
Level 3: \\cansvr11\dd\chem\GCV\ypid.i\Y90807.b\YF080706.D
Level 4: \\cansvr11\dd\chem\GCV\ypid.i\Y90807.b\YF080707.D
Level 5: \\cansvr11\dd\chem\GCV\ypid.i\Y90807.b\YF080708.D
Level 6: \\cansvr11\dd\chem\GCV\ypid.i\Y90807.b\YF080709.D
Level 7: \\cansvr11\dd\chem\GCV\ypid.i\Y90807.b\YF080710.D

Compound	250.000 Level 1	500.000 Level 2	1000.000 Level 3	2000.000 Level 4	4000.000 Level 5	5000.000 Level 6	8000.000 Level 7	RRF	%RSD	
63 2-Methyl Pentane	+++++	+++++	+++++	+++++	+++++	+++++	+++++	+++++	+++++	<-
S 2 TPH-1	8302	9358	8371	8474	8203	8499	8705	8559	4.520	
3 Fluorobenzene (IS)	8629	8524	9282	9592	11119	13341	17737	11175	29.982	
S 4 TPH-2	6481	6437	5683	6604	5529	6429	6706	6267	7.410	
S 1 Total TPH	1034	1080	946	989	999	1053	1085	1027	4.969	
S 6 TPH-3	5932	5793	5035	5583	5295	5706	5906	5607	5.935	
64 1,2,4-Trimethylbenzene	+++++	+++++	+++++	+++++	+++++	+++++	+++++	+++++	+++++	<-
65 N-Dodecane	+++++	+++++	+++++	+++++	+++++	+++++	+++++	+++++	+++++	<-

TestAmerica North Canton

INITIAL CALIBRATION DATA

Start Cal Date : 07-AUG-2009 10:30
End Cal Date : 07-AUG-2009 13:40
Quant Method : ESTD
Origin : Disabled
Target Version : 4.14
Integrator : Falcon
Method file : \\cansvr11\dd\chem\GCV\ypid.i\Y90807.b\Y8015B.m
Last Edit : 09-Aug-2009 11:23 fausnigb
Curve Type : Average

Compound	250.000 Level 1	500.000 Level 2	1000.000 Level 3	2000.000 Level 4	4000.000 Level 5	5000.000 Level 6	8000.000 Level 7	RRF	%RSD
$ 5 TFT (Surrogate)	6546	6795	6268	6804	6948	6929	6998	6756	3.877

TestAmerica North Canton

CONTINUING CALIBRATION COMPOUNDS

Instrument ID: ypid.i Injection Date: 02-SEP-2009 09:19
Lab File ID: YF090202.D Init. Cal. Date(s): 07-AUG-2009 07-AUG-2009
Analysis Type: SOIL Init. Cal. Times: 10:30 13:40
Lab Sample ID: GAS CAL Quant Type: ESTD
Method: \\cansvr11\dd\chem\GCV\ypid.i\Y90902.b\Y8015B.m

		MIN		MAX	
COMPOUND	RRF / AMOUNT	RF1000	RRF	%D / %DRIFT	%D / %DRIFT	CURVE TYPE
S 1 Total TPH	1027	1018	0.010	0.81818	15.00000	Averaged
S 2 TPH-1	8559	9168	0.010	-7.12133	15.00000	Averaged
3 Fluorobenzene (IS)	11175	9410	0.010	15.79639	40.00000	Averaged
S 4 TPH-2	6267	5874	0.010	6.27732	15.00000	Averaged
$ 5 TFT (Surrogate)	6756	3626	0.010	46.32116	15.00000	Averaged <- 6C
S 6 TPH-3	5607	4896	0.010	12.67902	15.00000	Averaged

TestAmerica North Canton

CONTINUING CALIBRATION COMPOUNDS

Instrument ID: ypid.i Injection Date: 02-SEP-2009 17:12
Lab File ID: YF090217.D Init. Cal. Date(s): 07-AUG-2009 07-AUG-2009
Analysis Type: SOIL Init. Cal. Times: 10:30 13:40
Lab Sample ID: GAS CAL Quant Type: ESTD
Method: \\cansvr11\dd\chem\GCV\ypid.i\Y90902.b\Y8015B.m

			MIN		MAX	
COMPOUND	RRF / AMOUNT	RF1000	RRF	%D / %DRIFT	%D / %DRIFT	CURVE TYPE
S 1 Total TPH	1027	1010	0.010	1.62275	15.00000	Averaged
S 2 TPH-1	8559	8581	0.010	-0.26079	15.00000	Averaged
3 Fluorobenzene (IS)	11175	9826	0.010	12.07304	40.00000	Averaged
S 4 TPH-2	6267	5808	0.010	7.31932	15.00000	Averaged
$ 5 TFT (Surrogate)	6756	3549	0.010	47.45904	15.00000	Averaged <- OK
S 6 TPH-3	5607	5914	0.010	-5.46905	15.00000	Averaged

SW846 8015B METHOD BLANK SUMMARY

BLANK WORKORDER NO.: LJ6PV1AA

Lab Name: TestAmerica Laboratories, Inc.

Lab Code: TALCAN

SDG Number:9H26266

Lab File ID: 025F2501.

Lot Number: A9I010149

Matrix: WATER

Extraction Method: 3510

Date Extracted: 09/02/09

Date Analyzed(1): 09/04/09

Date Analyzed(2): N/A

Time Analyzed(1): 03:31

Time Analyzed(2): N/A

Instrument ID(1): P7

Instrument ID(2): N/A

GC Column(1): DB5.32 ID: 032 GC Column(2): N/A ID: N/A

THIS METHOD BLANK APPLIES TO THE FOLLOWING SAMPLES, MS, AND MSD:

	CLIENT ID.	SAMPLE WORK ORDER #	DATE ANALYZED(1)	DATE ANALYZED(2)
01	MSA-MW23S-083109	LJ46M1CP	09/05/09	N/A
02	MSA-MW26S-083109	LJ4631CP	09/05/09	N/A
03	MSA-MW25S-083109	LJ47F1CP	09/05/09	N/A
04	CHECK SAMPLE	LJ6PV1AC C	09/05/09	N/A
05	DUPLICATE CHECK	LJ6PV1AD L	09/05/09	N/A
06				
07				
08				
09				
10				
11				
12				
13				
14				
15				
16				
17				
18				
19				
20				

COMMENTS:

METHOD BLANK REPORT

GC Semivolatiles

Client Lot #...: 9H26266
MB Lot-Sample #: A9I020000-037

Work Order #...: LJ6PV1AA
Prep Date.....: 09/02/09
Prep Batch #...: 9245037
Initial Wgt/Vol: 1000 mL

Matrix.....: WATER
Final Wgt/Vol..: 1 mL

Analysis Date..: 09/04/09
Dilution Factor: 1

PARAMETER	RESULT	REPORTING LIMIT	UNITS	METHOD
TPH (as Diesel)	67 J	100	ug/L	SW846 8015B

SURROGATE	PERCENT RECOVERY	RECOVERY LIMITS
C9 (nonane)	86	(10 - 110)

NOTE(S):

Calculations are performed before rounding to avoid round-off errors in calculated results.

J Estimated result. Result is less than RL.

SW846 8015B METHOD BLANK SUMMARY

BLANK WORKORDER NO.: LKFRM1AA

Lab Name: TestAmerica Laboratories, Inc.

Lab Code: TALCAN

SDG Number:9H26266

Lab File ID: 015F1501.

Lot Number: A9I010149

Matrix: WATER

Extraction Method: 3510

Date Extracted: 09/08/09

Date Analyzed(1): 09/09/09

Date Analyzed(2): N/A

Time Analyzed(1): 16:33

Time Analyzed(2): N/A

Instrument ID(1): P6

Instrument ID(2): N/A

GC Column(1): RTX-5 ID: N/A GC Column(2): N/A ID: N/A

THIS METHOD BLANK APPLIES TO THE FOLLOWING SAMPLES, MS, AND MSD:

	CLIENT ID.	SAMPLE WORK ORDER #	DATE ANALYZED(1)	DATE ANALYZED(2)
01	MSA-MW23S-083109	LJ46M2CP	09/10/09	N/A
02	MSA-MW26S-083109	LJ4632CP	09/10/09	N/A
03	MSA-MW25S-083109	LJ47F2CP	09/10/09	N/A
04	CHECK SAMPLE	LKFRM1AC C	09/09/09	N/A
05	DUPLICATE CHECK	LKFRM1AD L	09/09/09	N/A
06				
07				
08				
09				
10				
11				
12				
13				
14				
15				
16				
17				
18				
19				
20				

COMMENTS:

METHOD BLANK REPORT

GC Semivolatiles

Client Lot #...: 9H26266
MB Lot-Sample #: A9I080000-237

Work Order #...: LKFRM1AA
Prep Date.....: 09/08/09
Prep Batch #...: 9251237
Initial Wgt/Vol: 1000 mL

Matrix.....: WATER
Final Wgt/Vol..: 1 mL

Analysis Date..: 09/09/09
Dilution Factor: 1

PARAMETER	RESULT	REPORTING LIMIT	UNITS	METHOD
TPH (as Diesel)	33 J	100	ug/L	SW846 8015B

SURROGATE	PERCENT RECOVERY	RECOVERY LIMITS
C9 (nonane)	68	(10 - 110)

NOTE(S):

Calculations are performed before rounding to avoid round-off errors in calculated results.

J Estimated result. Result is less than RL.

SW846 8015B METHOD BLANK SUMMARY

BLANK WORKORDER NO.: LJT951AA

Lab Name: TestAmerica Laboratories, Inc.

Lab Code: TALCAN

SDG Number:9H26266

Lab File ID: 005F0501.

Lot Number: A9H260266

Matrix: WATER

Extraction Method: 3510

Date Extracted: 08/27/09

Date Analyzed(1): 08/27/09

Date Analyzed(2): N/A

Time Analyzed(1): 16:12

Time Analyzed(2): N/A

Instrument ID(1): P6

Instrument ID(2): N/A

GC Column(1): RTX-5 ID: N/A GC Column(2): N/A ID: N/A

THIS METHOD BLANK APPLIES TO THE FOLLOWING SAMPLES, MS, AND MSD:

	CLIENT ID.	SAMPLE WORK ORDER #	DATE ANALYZED(1)	DATE ANALYZED(2)
01	MSA-MW15S-082509	LJTGV1CM	08/27/09	N/A
02	CHECK SAMPLE	LJT951AC C	08/27/09	N/A
03	DUPLICATE CHECK	LJT951AD L	08/27/09	N/A
04				
05				
06				
07				
08				
09				
10				
11				
12				
13				
14				
15				
16				
17				
18				
19				
20				

COMMENTS:

METHOD BLANK REPORT

GC Semivolatiles

Client Lot #...: 9H26266 **Work Order #...:** LJT951AA **Matrix.....:** WATER
MB Lot-Sample #: A9H270000-038

Prep Date.....: 08/27/09 **Final Wgt/Vol..:** 1 mL
Analysis Date..: 08/27/09 **Prep Batch #...:** 9239038
Dilution Factor: 1 **Initial Wgt/Vol:** 1000 mL

PARAMETER	RESULT	REPORTING LIMIT	UNITS	METHOD
TPH (as Diesel)	ND	100	ug/L	SW846 8015B

SURROGATE	PERCENT RECOVERY	RECOVERY LIMITS
C9 (nonane)	42	(10 - 110)

NOTE(S):

Calculations are performed before rounding to avoid round-off errors in calculated results.

SW846 8015B METHOD BLANK SUMMARY

BLANK WORKORDER NO.: LJV1E1AA

Lab Name: TestAmerica Laboratories, Inc.

Lab Code: TALCAN

SDG Number:9H26266

Lab File ID: 011F1101.

Lot Number: A9H270136

Matrix: WATER

Extraction Method: 3510

Date Extracted: 08/27/09

Date Analyzed(1): 08/28/09

Date Analyzed(2): N/A

Time Analyzed(1): 15:02

Time Analyzed(2): N/A

Instrument ID(1): P6

Instrument ID(2): N/A

GC Column(1): RTX-5 ID: N/A GC Column(2): N/A ID: N/A

THIS METHOD BLANK APPLIES TO THE FOLLOWING SAMPLES, MS, AND MSD:

	CLIENT ID.	SAMPLE WORK ORDER #	DATE ANALYZED(1)	DATE ANALYZED(2)
01	MSA-MW20S-082609	LJVRW1CP	08/28/09	N/A
02	MSA-MW16S-082609	LJVR11CP	08/28/09	N/A
03	CHECK SAMPLE	LJV1E1AC C	08/28/09	N/A
04	DUPLICATE CHECK	LJV1E1AD L	08/28/09	N/A
05				
06				
07				
08				
09				
10				
11				
12				
13				
14				
15				
16				
17				
18				
19				
20				

COMMENTS:

METHOD BLANK REPORT

GC Semivolatiles

Client Lot #...: 9H26266
MB Lot-Sample #: A9H270000-245

Work Order #...: LJV1E1AA

Matrix.....: WATER

Prep Date.....: 08/27/09
Prep Batch #...: 9239245
Initial Wgt/Vol: 1000 mL

Final Wgt/Vol..: 1 mL

Analysis Date..: 08/28/09
Dilution Factor: 1

PARAMETER	RESULT	REPORTING LIMIT	UNITS	METHOD
TPH (as Diesel)	48 J	100	ug/L	SW846 8015B

SURROGATE	PERCENT RECOVERY	RECOVERY LIMITS
C9 (nonane)	75	(10 - 110)

NOTE(S):

Calculations are performed before rounding to avoid round-off errors in calculated results.

J Estimated result. Result is less than RL.

SW846 8015B METHOD BLANK SUMMARY

BLANK WORKORDER NO.: LJ3CQ1AA

Lab Name: TestAmerica Laboratories, Inc.

Lab Code: TALCAN

SDG Number:9H26266

Lab File ID: 072B2201.

Lot Number: A9H290107

Matrix: WATER

Extraction Method: 3520

Date Extracted: 08/31/09

Date Analyzed(1): 09/04/09

Date Analyzed(2): N/A

Time Analyzed(1): 02:02

Time Analyzed(2): N/A

Instrument ID(1): P7

Instrument ID(2): N/A

GC Column(1): DB5.32 ID: 032 GC Column(2): N/A ID: N/A

THIS METHOD BLANK APPLIES TO THE FOLLOWING SAMPLES, MS, AND MSD:

	CLIENT ID.	SAMPLE WORK ORDER #		DATE ANALYZED(1)	DATE ANALYZED(2)
01	MSA-MW17S-082809	LJ1791CP		09/04/09	N/A
02	CHECK SAMPLE	LJ3CQ1AC	C	09/04/09	N/A
03	DUPLICATE CHECK	LJ3CQ1AD	L	09/04/09	N/A
04					
05					
06					
07					
08					
09					
10					
11					
12					
13					
14					
15					
16					
17					
18					
19					
20					

COMMENTS:

METHOD BLANK REPORT

GC Semivolatiles

Client Lot #...: 9H26266 **Work Order #...:** LJ3CQ1AA **Matrix.....:** WATER
MB Lot-Sample #: A9H310000-045

Prep Date.....: 08/31/09 **Final Wgt/Vol..:** 1 mL
Analysis Date..: 09/04/09 **Prep Batch #...:** 9243045
Dilution Factor: 1 **Initial Wgt/Vol:** 1000 mL

PARAMETER	RESULT	REPORTING LIMIT	UNITS	METHOD
TPH (as Diesel)	ND	100	ug/L	SW846 8015B

SURROGATE	PERCENT RECOVERY	RECOVERY LIMITS
C9 (nonane)	66	(10 - 110)

NOTE(S):

Calculations are performed before rounding to avoid round-off errors in calculated results.

LABORATORY CONTROL SAMPLE EVALUATION REPORT

GC Semivolatiles

Client Lot #...: 9H26266 **Work Order #...:** LJT951AC-LCS **Matrix.....:** WATER
LCS Lot-Sample#: A9H270000-038 LJT951AD-LCSD
Prep Date.....: 08/27/09 **Analysis Date..:** 08/27/09
Prep Batch #...: 9239038
Dilution Factor: 1 **Final Wgt/Vol..:** 1 mL
Initial Wgt/Vol: 1000 mL

PARAMETER	PERCENT RECOVERY	RECOVERY LIMITS	RPD	RPD LIMITS	METHOD
TPH (as Diesel)	90	**(36 - 124)**			**SW846 8015B**
	91	**(36 - 124)**	**0.26**	**(0-30)**	**SW846 8015B**

SURROGATE	PERCENT RECOVERY	RECOVERY LIMITS
C9 (nonane)	57	(10 - 110)
	60	(10 - 110)

NOTE(S):

Calculations are performed before rounding to avoid round-off errors in calculated results.

Bold print denotes control parameters

LABORATORY CONTROL SAMPLE DATA REPORT

GC Semivolatiles

Client Lot #...: 9H26266 **Work Order #...:** LJT951AC-LCS **Matrix.....:** WATER
LCS Lot-Sample#: A9H270000-038 LJT951AD-LCSD
Prep Date.....: 08/27/09 **Analysis Date..:** 08/27/09
Prep Batch #...: 9239038
Dilution Factor: 1 **Final Wgt/Vol..:** 1 mL
Initial Wgt/Vol: 1000 mL

PARAMETER	SPIKE AMOUNT	MEASURED AMOUNT	UNITS	PERCENT RECOVERY	RPD	METHOD
TPH (as Diesel)	**500**	**450**	**ug/L**	**90**		**SW846 8015B**
	500	**450**	**ug/L**	**91**	**0.26**	**SW846 8015B**

SURROGATE	PERCENT RECOVERY	RECOVERY LIMITS
C9 (nonane)	57	(10 - 110)
	60	(10 - 110)

NOTE(S):

Calculations are performed before rounding to avoid round-off errors in calculated results.

Bold print denotes control parameters

SW846 8015B CHECK SAMPLE RECOVERY

Lab Name: TestAmerica Laboratories, Inc. Client: Tetra Tech NUS, Inc

Lab Code: TALCAN SDG No: 9H26266

Lot #: A9H270000 WO #: LJT951AC
BATCH: 9239038

COMPOUND	SPIKE ADDED (ug/L)	SAMPLE CONCENT. (ug/L)	% REC	QC LIMITS REC	QUAL
TPH (as Diesel)	500	450	90	36- 124	

NOTES(S):

* Values outside of QC limits

Spike Recovery: 0 out of 1 outside limits

COMMENTS:

FORM III

SW846 8015B CHECK SAMPLE DUPLICATE RECOVERY

Lab Name: TestAmerica Laboratories, Inc. Client: Tetra Tech NUS, Inc

Lab Code: TALCAN SDG No: 9H26266

Lot #: A9H270000 WO #: LJT951AD
BATCH: 9239038

COMPOUND	SPIKE ADDED (ug/L)	SAMPLE CONCENT. (ug/L)	% REC	QC LIMITS REC	QUAL
TPH (as Diesel)	500	450	91	36- 124	

NOTES(S):

* Values outside of QC limits

Spike Recovery: 0 out of 1 outside limits

COMMENTS:

FORM III

LABORATORY CONTROL SAMPLE EVALUATION REPORT

GC Semivolatiles

Client Lot #...:	9H26266	**Work Order #...:**	LJV1E1AC-LCS	**Matrix.....:**	WATER
LCS Lot-Sample#:	A9H270000-245		LJV1E1AD-LCSD		
Prep Date.....:	08/27/09	**Analysis Date..:**	08/28/09		
Prep Batch #...:	9239245				
Dilution Factor:	1	**Final Wgt/Vol..:**	1 mL		
Initial Wgt/Vol:	1000 mL				

PARAMETER	PERCENT RECOVERY	RECOVERY LIMITS	RPD	RPD LIMITS	METHOD
TPH (as Diesel)	102	**(36 - 124)**			**SW846 8015B**
	94	**(36 - 124)**	**7.5**	**(0-30)**	**SW846 8015B**

SURROGATE	PERCENT RECOVERY	RECOVERY LIMITS
C9 (nonane)	66	(10 - 110)
	52	(10 - 110)

NOTE(S):

Calculations are performed before rounding to avoid round-off errors in calculated results.

Bold print denotes control parameters

LABORATORY CONTROL SAMPLE DATA REPORT

GC Semivolatiles

Client Lot #...: 9H26266 Work Order #...: LJV1E1AC-LCS Matrix.....: WATER
LCS Lot-Sample#: A9H270000-245 LJV1E1AD-LCSD
Prep Date.....: 08/27/09 Analysis Date..: 08/28/09
Prep Batch #...: 9239245
Dilution Factor: 1 Final Wgt/Vol..: 1 mL
Initial Wgt/Vol: 1000 mL

PARAMETER	SPIKE AMOUNT	MEASURED AMOUNT	UNITS	PERCENT RECOVERY	RPD	METHOD
TPH (as Diesel)	**500**	**510**	**ug/L**	**102**		**SW846 8015B**
	500	**470**	**ug/L**	**94**	**7.5**	**SW846 8015B**

SURROGATE	PERCENT RECOVERY	RECOVERY LIMITS
C9 (nonane)	66	(10 - 110)
	52	(10 - 110)

NOTE(S):

Calculations are performed before rounding to avoid round-off errors in calculated results.

Bold print denotes control parameters

SW846 8015B CHECK SAMPLE RECOVERY

Lab Name: TestAmerica Laboratories, Inc. Client: Tetra Tech NUS, Inc

Lab Code: TALCAN SDG No: 9H26266

Lot #: A9H270000 WO #: LJV1E1AC
BATCH: 9239245

COMPOUND	SPIKE ADDED (ug/L)	SAMPLE CONCENT. (ug/L)	% REC	QC LIMITS REC	QUAL
TPH (as Diesel)	500	510	102	36- 124	

NOTES(S):

* Values outside of QC limits

Spike Recovery: 0 out of 1 outside limits

COMMENTS:

SW846 8015B CHECK SAMPLE DUPLICATE RECOVERY

Lab Name: TestAmerica Laboratories, Inc. Client: Tetra Tech NUS, Inc

Lab Code: TALCAN SDG No: 9H26266

Lot #: A9H270000 WO #: LJV1E1AD
BATCH: 9239245

COMPOUND	SPIKE ADDED (ug/L)	SAMPLE CONCENT. (ug/L)	% REC	QC LIMITS REC	QUAL
TPH (as Diesel)	500	470	94	36- 124	

NOTES(S):

* Values outside of QC limits

Spike Recovery: 0 out of 1 outside limits

COMMENTS:

FORM III

LABORATORY CONTROL SAMPLE EVALUATION REPORT

GC Semivolatiles

Client Lot #...:	9H26266	**Work Order #...:**	LJ3CQ1AC-LCS	**Matrix.....:**	WATER
LCS Lot-Sample#:	A9H310000-045		LJ3CQ1AD-LCSD		
Prep Date.....:	08/31/09	**Analysis Date..:**	09/04/09		
Prep Batch #...:	9243045				
Dilution Factor:	1	**Final Wgt/Vol..:**	1 mL		
Initial Wgt/Vol:	1000 mL				

PARAMETER	PERCENT RECOVERY	RECOVERY LIMITS	RPD	RPD LIMITS	METHOD
TPH (as Diesel)	**90**	**(36 - 124)**			**SW846 8015B**
	89	**(36 - 124)**	**0.80**	**(0-30)**	**SW846 8015B**

SURROGATE	PERCENT RECOVERY	RECOVERY LIMITS
C9 (nonane)	60	(10 - 110)
	63	(10 - 110)

NOTE(S):

Calculations are performed before rounding to avoid round-off errors in calculated results.

Bold print denotes control parameters

LABORATORY CONTROL SAMPLE DATA REPORT

GC Semivolatiles

Client Lot #...: 9H26266 Work Order #...: LJ3CQ1AC-LCS Matrix.....: WATER
LCS Lot-Sample#: A9H310000-045 LJ3CQ1AD-LCSD
Prep Date.....: 08/31/09 Analysis Date..: 09/04/09
Prep Batch #...: 9243045
Dilution Factor: 1 Final Wgt/Vol..: 1 mL
Initial Wgt/Vol: 1000 mL

PARAMETER	SPIKE AMOUNT	MEASURED AMOUNT	UNITS	PERCENT RECOVERY	RPD	METHOD
TPH (as Diesel)	**500**	**450**	**ug/L**	**90**		**SW846 8015B**
	500	**450**	**ug/L**	**89**	**0.80**	**SW846 8015B**

SURROGATE	PERCENT RECOVERY	RECOVERY LIMITS
C9 (nonane)	60	(10 - 110)
	63	(10 - 110)

NOTE(S):

Calculations are performed before rounding to avoid round-off errors in calculated results.

Bold print denotes control parameters

SW846 8015B CHECK SAMPLE RECOVERY

Lab Name: TestAmerica Laboratories, Inc. Client: Tetra Tech NUS, Inc

Lab Code: TALCAN SDG No: 9H26266

Lot #: A9H310000 WO #: LJ3CQ1AC
BATCH: 9243045

COMPOUND	SPIKE ADDED (ug/L)	SAMPLE CONCENT. (ug/L)	% REC	QC LIMITS REC	QUAL
TPH (as Diesel)	500	450	90	36- 124	

NOTES(S):

* Values outside of QC limits

Spike Recovery: 0 out of 1 outside limits

COMMENTS:

FORM III

SW846 8015B CHECK SAMPLE DUPLICATE RECOVERY

Lab Name: TestAmerica Laboratories, Inc. Client: Tetra Tech NUS, Inc

Lab Code: TALCAN SDG No: 9H26266

Lot #: A9H310000 WO #: LJ3CQ1AD
BATCH: 9243045

COMPOUND	SPIKE ADDED (ug/L)	SAMPLE CONCENT. (ug/L)	% REC	QC LIMITS REC	QUAL
TPH (as Diesel)	500	450	89	36- 124	

NOTES(S):

* Values outside of QC limits

Spike Recovery: 0 out of 1 outside limits

COMMENTS:

FORM III

LABORATORY CONTROL SAMPLE EVALUATION REPORT

GC Semivolatiles

Client Lot #...:	9H26266	**Work Order #...:**	LJ6PV1AC-LCS	**Matrix.....:**	WATER
LCS Lot-Sample#:	A9I020000-037		LJ6PV1AD-LCSD		
Prep Date.....:	09/02/09	**Analysis Date..:**	09/05/09		
Prep Batch #...:	9245037				
Dilution Factor:	1	**Final Wgt/Vol..:**	1 mL		
Initial Wgt/Vol:	1000 mL				

PARAMETER	PERCENT RECOVERY	RECOVERY LIMITS	RPD	RPD LIMITS	METHOD
TPH (as Diesel)	150 a	**(36 - 124)**			**SW846 8015B**
	146 a	**(36 - 124)**	2.6	**(0-30)**	**SW846 8015B**

SURROGATE	PERCENT RECOVERY	RECOVERY LIMITS
C9 (nonane)	100	(10 - 110)
	90	(10 - 110)

NOTE(S):

Calculations are performed before rounding to avoid round-off errors in calculated results.

Bold print denotes control parameters

a Spiked analyte recovery is outside stated control limits.

LABORATORY CONTROL SAMPLE DATA REPORT

GC Semivolatiles

Client Lot #...: 9H26266 **Work Order #...:** LJ6PV1AC-LCS **Matrix.....:** WATER
LCS Lot-Sample#: A9I020000-037 LJ6PV1AD-LCSD
Prep Date.....: 09/02/09 **Analysis Date..:** 09/05/09
Prep Batch #...: 9245037
Dilution Factor: 1 **Final Wgt/Vol..:** 1 mL
Initial Wgt/Vol: 1000 mL

PARAMETER	SPIKE AMOUNT	MEASURED AMOUNT	UNITS	PERCENT RECOVERY	RPD	METHOD
TPH (as Diesel)	**500**	**750 a**	**ug/L**	**150**		**SW846 8015B**
	500	**730 a**	**ug/L**	**146**	**2.6**	**SW846 8015B**

SURROGATE	PERCENT RECOVERY	RECOVERY LIMITS
C9 (nonane)	100	(10 - 110)
	90	(10 - 110)

NOTE(S):

Calculations are performed before rounding to avoid round-off errors in calculated results.

Bold print denotes control parameters

a Spiked analyte recovery is outside stated control limits.

SW846 8015B CHECK SAMPLE RECOVERY

Lab Name: TestAmerica Laboratories, Inc. Client: Tetra Tech NUS, Inc

Lab Code: TALCAN SDG No: 9H26266

Lot #: A9I020000 WO #: LJ6PV1AC
BATCH: 9245037

COMPOUND	SPIKE ADDED (ug/L)	SAMPLE CONCENT. (ug/L)	% REC	QC LIMITS REC	QUAL
TPH (as Diesel)	500	750	150*	36- 124	a

NOTES (S) :

a Spiked analyte recovery is outside stated control limits.

* Values outside of QC limits

Spike Recovery: 1 out of 1 outside limits

COMMENTS:

FORM III

SW846 8015B CHECK SAMPLE DUPLICATE RECOVERY

Lab Name: TestAmerica Laboratories, Inc. Client: Tetra Tech NUS, Inc

Lab Code: TALCAN SDG No: 9H26266

Lot #: A9I020000 WO #: LJ6PV1AD
BATCH: 9245037

COMPOUND	SPIKE ADDED (ug/L)	SAMPLE CONCENT. (ug/L)	% REC	QC LIMITS REC	QUAL
TPH (as Diesel)	500	730	146*	36- 124	a

NOTES(S):

a Spiked analyte recovery is outside stated control limits.

* Values outside of QC limits

Spike Recovery: 1 out of 1 outside limits

COMMENTS:

FORM III

LABORATORY CONTROL SAMPLE EVALUATION REPORT

GC Semivolatiles

Client Lot #...: 9H26266 **Work Order #...:** LKFRM1AC-LCS **Matrix.....:** WATER
LCS Lot-Sample#: A9I080000-237 LKFRM1AD-LCSD
Prep Date.....: 09/08/09 **Analysis Date..:** 09/09/09
Prep Batch #...: 9251237
Dilution Factor: 1 **Final Wgt/Vol..:** 1 mL
Initial Wgt/Vol: 1000 mL

PARAMETER	PERCENT RECOVERY	RECOVERY LIMITS	RPD	RPD LIMITS	METHOD
TPH (as Diesel)	95	**(36 - 124)**			**SW846 8015B**
	92	**(36 - 124)**	3.1	**(0-30)**	**SW846 8015B**

SURROGATE	PERCENT RECOVERY	RECOVERY LIMITS
C9 (nonane)	42	(10 - 110)
	44	(10 - 110)

NOTE(S):

Calculations are performed before rounding to avoid round-off errors in calculated results.

Bold print denotes control parameters

LABORATORY CONTROL SAMPLE DATA REPORT

GC Semivolatiles

Client Lot #...: 9H26266 **Work Order #...:** LKFRM1AC-LCS **Matrix.....:** WATER
LCS Lot-Sample#: A9I080000-237 LKFRM1AD-LCSD
Prep Date.....: 09/08/09 **Analysis Date..:** 09/09/09
Prep Batch #...: 9251237
Dilution Factor: 1 **Final Wgt/Vol..:** 1 mL
Initial Wgt/Vol: 1000 mL

PARAMETER	SPIKE AMOUNT	MEASURED AMOUNT	UNITS	PERCENT RECOVERY	RPD	METHOD
TPH (as Diesel)	**500**	**480**	**ug/L**	**95**		**SW846 8015B**
	500	**460**	**ug/L**	**92**	**3.1**	**SW846 8015B**

SURROGATE	PERCENT RECOVERY	RECOVERY LIMITS
C9 (nonane)	42	(10 - 110)
	44	(10 - 110)

NOTE(S):

Calculations are performed before rounding to avoid round-off errors in calculated results.

Bold print denotes control parameters

SW846 8015B CHECK SAMPLE RECOVERY

Lab Name: TestAmerica Laboratories, Inc. Client: Tetra Tech NUS, Inc

Lab Code: TALCAN SDG No: 9H26266

Lot #: A9I080000 WO #: LKFRM1AC
BATCH: 9251237

COMPOUND	SPIKE ADDED (ug/L)	SAMPLE CONCENT. (ug/L)	% REC	QC LIMITS REC	QUAL
TPH (as Diesel)	500	480	95	36- 124	

NOTES(S):

* Values outside of QC limits

Spike Recovery: 0 out of 1 outside limits

COMMENTS:

FORM III

SW846 8015B CHECK SAMPLE DUPLICATE RECOVERY

Lab Name: TestAmerica Laboratories, Inc. Client: Tetra Tech NUS, Inc

Lab Code: TALCAN SDG No: 9H26266

Lot #: A9I080000 WO #: LKFRM1AD
BATCH: 9251237

COMPOUND	SPIKE ADDED (ug/L)	SAMPLE CONCENT. (ug/L)	% REC	QC LIMITS REC	QUAL
TPH (as Diesel)	500	460	92	36- 124	

NOTES(S):

* Values outside of QC limits

Spike Recovery: 0 out of 1 outside limits

COMMENTS:

FORM III

SW846 8015B SURROGATE RECOVERY

Lab Name: TestAmerica Laboratories, Inc. Client: Tetra Tech NUS, Inc

Lab Code: TALCAN SDG No: 9H26266

Lot #: A9H260266

Extraction: XXI09KI01

	CLIENT ID.	SRG01	TOT OUT
01	MSA-MW15S-082509	57	00
02	METHOD BLK. LJT951AA	42	00
03	LCS LJT951AC	57	00
04	LCSD LJT951AD	60	00

SURROGATES	QC LIMITS
SRG01 = C9 (nonane)	(10-110)

\# Column to be used to flag recovery values
* Values outside of required QC Limits
D System monitoring Compound diluted out

FORM II

SW846 8015B SURROGATE RECOVERY

Lab Name: TestAmerica Laboratories, Inc. Client: Tetra Tech NUS, Inc

Lab Code: TALCAN SDG No: 9H26266

Lot #: A9H270136

Extraction: XXI09KI01

	CLIENT ID.	SRG01	TOT OUT
01	MSA-MW20S-082609	57	00
02	MSA-MW16S-082609	49	00
03	METHOD BLK. LJV1E1AA	75	00
04	LCS LJV1E1AC	66	00
05	LCSD LJV1E1AD	52	00

SURROGATES		QC LIMITS
SRG01	= C9 (nonane)	(10-110)

\# Column to be used to flag recovery values
* Values outside of required QC Limits
D System monitoring Compound diluted out

FORM II

SW846 8015B SURROGATE RECOVERY

Lab Name: TestAmerica Laboratories, Inc. Client: Tetra Tech NUS, Inc

Lab Code: TALCAN SDG No: 9H26266

Lot #: A9H290107

Extraction: XXI10KI01

	CLIENT ID.	SRG01	TOT OUT
01	MSA-MW17S-082809	57	00
02	METHOD BLK. LJ3CQ1AA	66	00
03	LCS LJ3CQ1AC	60	00
04	LCSD LJ3CQ1AD	63	00

SURROGATES		QC LIMITS
SRG01	= C9 (nonane)	(10-110)

\# Column to be used to flag recovery values
* Values outside of required QC Limits
D System monitoring Compound diluted out

FORM II

SW846 8015B SURROGATE RECOVERY

Lab Name: TestAmerica Laboratories, Inc. Client: Tetra Tech NUS, Inc

Lab Code: TALCAN SDG No: 9H26266

Lot #: A9I010149

Extraction: XXI09KI01

	CLIENT ID.	SRG01	TOT OUT
01	MSA-MW23S-083109	86	00
02	MSA-MW23S-083109 RE-1	73	00
03	MSA-MW26S-083109	110	00
04	MSA-MW26S-083109 RE-1	69	00
05	MSA-MW25S-083109	102	00
06	MSA-MW25S-083109 RE-1	60	00
07	METHOD BLK. LJ6PV1AA	86	00
08	METHOD BLK. LKFRM1AA	68	00
09	LCS LJ6PV1AC	100	00
10	LCS LKFRM1AC	42	00
11	LCSD LJ6PV1AD	90	00
12	LCSD LKFRM1AD	44	00

SURROGATES		QC LIMITS
SRG01	= C9 (nonane)	(10-110)

\# Column to be used to flag recovery values
* Values outside of required QC Limits
D System monitoring Compound diluted out

FORM II

Report Date : 24-Aug-2009 14:48

8/21/09

TestAmerica North Canton

INITIAL CALIBRATION DATA

Start Cal Date : 16-JUN-2008 11:36
End Cal Date : 22-AUG-2009 06:29
Quant Method : ESTD
Origin : Disabled
Target Version : 4.14
Integrator : HP Genie
Method file : \\cansvr11\dd\chem\GCS\a2hp6.i\90821A.b\TPH6f.m
Last Edit : 24-Aug-2009 10:36 geiss
Curve Type : Average

Calibration File Names:
Level 1: \\cansvr11\dd\chem\GCS\a2hp6.i\90821A.b\009F0901.D
Level 2: \\cansvr11\dd\chem\GCS\a2hp6.i\90821A.b\010F1001.D
Level 3: \\cansvr11\dd\chem\GCS\a2hp6.i\90821A.b\011F1101.D
Level 4: \\cansvr11\dd\chem\GCS\a2hp6.i\90821A.b\012F1201.D
Level 5: \\cansvr11\dd\chem\GCS\a2hp6.i\90821A.b\013F1301.D

	Compound	100.000 Level 1	200.000 Level 2	500.000 Level 3	1000.000 Level 4	2000.000 Level 5	___ RRF	% RSD	
$	1 TPH as Diesel	392323	388079	399499	409303	392400	396321	2.103	
$	33 c10 to c34	+++++	+++++	+++++	+++++	+++++	+++++	+++++	<-
$	32 c10-c28	+++++	+++++	+++++	+++++	+++++	+++++	+++++	<-
	29 Sulfolane	+++++	+++++	+++++	+++++	+++++	+++++	+++++	<-
$	4 DRO	+++++	+++++	+++++	+++++	+++++	+++++	+++++	<-
$	30 C10 to C20	464923	414928	424912	407860	429413	428407	5.155	
$	31 C20 to C34	478264	424623	436660	404817	428017	434476	6.241	
$	2 Nonane	13470	12492	12851	13511	12539	13053	3.324	

Data File: \\cansvr11\dd\chem\GCS\a2hp6.i\90827A.b\003F0301.D
Report Date: 27-Aug-2009 15:34

TestAmerica North Canton

CONTINUING CALIBRATION COMPOUNDS

Instrument ID: a2hp6.i Injection Date: 27-AUG-2009 15:14
Lab File ID: 003F0301.D Init. Cal. Date(s): 16-JUN-2008 21-AUG-2009
Analysis Type: Init. Cal. Times: 11:36 18:01
Lab Sample ID: G191 Quant Type: ESTD
Method: \\cansvr11\dd\chem\GCS\a2hp6.i\90827A.b\TPH6f.m

COMPOUND	RRF / AMOUNT	RF500	MIN RRF	%D / %DRIFT	MAX %D / %DRIFT	CURVE TYPE
S 1 TPH as Diesel	396321	373156	0.010	5.84502	15.00000	Averaged
$ 2 Nonane	13053	11927	0.010	8.62419	15.00000	Averaged

Data File: \\cansvr11\dd\chem\GCS\a2hp6.i\90827A.b\008F0801.D
Report Date: 27-Aug-2009 17:59

TestAmerica North Canton

CONTINUING CALIBRATION COMPOUNDS

Instrument ID: a2hp6.i Injection Date: 27-AUG-2009 17:39
Lab File ID: 008F0801.D Init. Cal. Date(s): 16-JUN-2008 21-AUG-2009
Analysis Type: Init. Cal. Times: 11:36 18:01
Lab Sample ID: G191 Quant Type: ESTD
Method: \\cansvr11\dd\chem\GCS\a2hp6.i\90827A.b\TPH6f.m

COMPOUND	RRF / AMOUNT	RF500	MIN RRF	%D / %DRIFT	MAX %D / %DRIFT	CURVE TYPE
S 1 TPH as Diesel	396321	350700	0.010	11.51100	15.00000	Averaged
$ 2 Nonane	13053	11868	0.010	9.07666	15.00000	Averaged

Data File: \\cansvr11\dd\chem\GCS\a2hp6.i\90828A.b\007F0701.D
Report Date: 28-Aug-2009 13:27

TestAmerica North Canton

CONTINUING CALIBRATION COMPOUNDS

Instrument ID: a2hp6.i Injection Date: 28-AUG-2009 13:06
Lab File ID: 007F0701.D Init. Cal. Date(s): 16-JUN-2008 21-AUG-2009
Analysis Type: Init. Cal. Times: 11:36 18:01
Lab Sample ID: G191 Quant Type: ESTD
Method: \\cansvr11\dd\chem\GCS\a2hp6.i\90828A.b\TPH6f.m

			MIN		MAX	
COMPOUND	RRF / AMOUNT	RF500	RRF	%D / %DRIFT	%D / %DRIFT	CURVE TYPE
S 1 TPH as Diesel	396321	429245	0.010	-8.30755	15.00000	Averaged
$ 2 Nonane	13053	12159	0.010	6.84356	15.00000	Averaged

Data File: \\cansvr11\dd\chem\GCS\a2hp6.i\90828A.b\014F1401.D
Report Date: 28-Aug-2009 16:50

TestAmerica North Canton

CONTINUING CALIBRATION COMPOUNDS

Instrument ID: a2hp6.i Injection Date: 28-AUG-2009 16:29
Lab File ID: 014F1401.D Init. Cal. Date(s): 16-JUN-2008 21-AUG-2009
Analysis Type: Init. Cal. Times: 11:36 18:01
Lab Sample ID: G191 Quant Type: ESTD
Method: \\cansvr11\dd\chem\GCS\a2hp6.i\90828A.b\TPH6f.m

COMPOUND	RRF / AMOUNT	RF500	MIN RRF	%D / %DRIFT	MAX %D / %DRIFT	CURVE TYPE
S 1 TPH as Diesel	396321	391492	0.010	1.21851	15.00000	Averaged
$ 2 Nonane	13053	11736	0.010	10.09070	15.00000	Averaged

Report Date : 08-Sep-2009 12:40

Hp6

TestAmerica North Canton

INITIAL CALIBRATION DATA

Start Cal Date : 03-SEP-2009 15:19
End Cal Date : 03-SEP-2009 22:27
Quant Method : ESTD
Origin : Disabled
Target Version : 4.14
Integrator : HP Genie
Method file : \\cansvr11\dd\chem\GCS\a2hp6.i\90903A.b\TPH6f.m
Last Edit : 04-Sep-2009 13:19 geiss
Curve Type : Average

Calibration File Names:
Level 1: \\cansvr11\dd\chem\GCS\a2hp6.i\90903A.b\014F1401.D
Level 2: \\cansvr11\dd\chem\GCS\a2hp6.i\90903A.b\015F1501.D
Level 3: \\cansvr11\dd\chem\GCS\a2hp6.i\90903A.b\016F1601.D
Level 4: \\cansvr11\dd\chem\GCS\a2hp6.i\90903A.b\017F1701.D
Level 5: \\cansvr11\dd\chem\GCS\a2hp6.i\90903A.b\018F1801.D

Compound	100.000 Level 1	200.000 Level 2	500.000 Level 3	1000.000 Level 4	2000.000 Level 5	RRF	% RSD	
S 1 TPH as Diesel	306297	299895	314974	309041	318570	309755	2.365	
S 33 c10 to c34	*****	*****	*****	*****	*****	*****	*****	<-
S 32 c10-c28	339405	307011	418365	314828	302119	336345	14.283	
29 Sulfolane	*****	*****	*****	*****	*****	*****	*****	<-
S 4 DRO	*****	*****	*****	*****	*****	*****	*****	<-
S 30 C10 to C20	373559	361514	348167	340987	413870	367639	7.811	
S 31 C20 to C34	300636	308608	315404	327978	443560	339237	17.443	
S 2 Nonane	11889	10734	14053	10754	10682	11622	12.472	

Data File: \\cansvr11\dd\chem\GCS\a2hp6.i\90909A.b\011F1101.D
Report Date: 09-Sep-2009 14:58

TestAmerica North Canton

CONTINUING CALIBRATION COMPOUNDS

Instrument ID: a2hp6.i Injection Date: 09-SEP-2009 14:37
Lab File ID: 011F1101.D Init. Cal. Date(s): 03-SEP-2009 03-SEP-2009
Analysis Type: Init. Cal. Times: 15:19 22:27
Lab Sample ID: G191 Quant Type: ESTD
Method: \\cansvr11\dd\chem\GCS\a2hp6.i\90909A.b\TPH6f.m

COMPOUND	RRF / AMOUNT	RF500	MIN RRF	%D / %DRIFT	MAX %D / %DRIFT	CURVE TYPE	
S 1 TPH as Diesel	309755	387751	0.010	-25.17964	15.00000	Averaged	<-
$ 2 Nonane	11622	13573	0.010	-16.78102	15.00000	Averaged	<-

doesn't affect any samples

Data File: \\cansvr11\dd\chem\GCS\a2hp6.i\90909A.b\018F1801.D
Report Date: 09-Sep-2009 18:21

TestAmerica North Canton

CONTINUING CALIBRATION COMPOUNDS

Instrument ID: a2hp6.i Injection Date: 09-SEP-2009 18:00
Lab File ID: 018F1801.D Init. Cal. Date(s): 03-SEP-2009 03-SEP-2009
Analysis Type: Init. Cal. Times: 15:19 22:27
Lab Sample ID: G191 Quant Type: ESTD
Method: \\cansvr11\dd\chem\GCS\a2hp6.i\90909A.b\TPH6f.m

COMPOUND	RRF / AMOUNT	RF500	MIN RRF	%D / %DRIFT	MAX %D / %DRIFT	CURVE TYPE
S 1 TPH as Diesel	309755	340969	0.010	-10.07684	15.00000	Averaged
$ 2 Nonane	11622	11610	0.010	0.10860	15.00000	Averaged

TestAmerica North Canton

9/3/09

INITIAL CALIBRATION DATA

open(Front)Ical

Start Cal Date : 03-SEP-2009 16:44
End Cal Date : 04-SEP-2009 00:04
Quant Method : ESTD
Origin : Disabled
Target Version : 4.14
Integrator : HP Genie
Method file : \\cansvr11\dd\chem\GCS\a2hp7.i\90903C.b\TPH7f.m
Last Edit : 04-Sep-2009 13:19 geiss
Curve Type : Average

Calibration File Names:
Level 1: \\cansvr11\dd\chem\GCS\a2hp7.i\90903C.b\014F1401.D
Level 2: \\cansvr11\dd\chem\GCS\a2hp7.i\90903C.b\015F1501.D
Level 3: \\cansvr11\dd\chem\GCS\a2hp7.i\90903C.b\016F1601.D
Level 4: \\cansvr11\dd\chem\GCS\a2hp7.i\90903C.b\017F1701.D
Level 5: \\cansvr11\dd\chem\GCS\a2hp7.i\90903C.b\018F1801.D

	Compound	100.000 Level 1	200.000 Level 2	500.000 Level 3	1000.000 Level 4	2000.000 Level 5	RRF	% RSD	
$	1 TPH as Diesel	670323	739263	782720	752861	770907	743215	5.922	
$	11 c10-c28	773488	751291	992649	772611	836368	825302	11.972	
$	2 C10 to c34	*****	*****	*****	*****	*****	*****	*****	<-
$	4 DRO	*****	*****	*****	*****	*****	*****	*****	<-
$	5 C10 to C20	1229703	1032454	1075148	922719	1302099	1112425	13.744	
$	6 C20 to C34	1396235	1091009	1111936	943109	1322027	1172863	15.663	
$	3 Nonane	7485	7417	7822	7617	7533	7575	2.062	

Front

TestAmerica North Canton

INITIAL CALIBRATION DATA

Rear Ical

Start Cal Date : 03-SEP-2009 16:44
End Cal Date : 04-SEP-2009 00:04
Quant Method : ESTD
Origin : Disabled
Target Version : 4.14
Integrator : HP Genie
Method file : \\cansvr11\dd\chem\GCS\a2hp7.i\90903C.b\TPH7b.m
Last Edit : 04-Sep-2009 13:21 geiss
Curve Type : Average

Calibration File Names:
Level 1: \\cansvr11\dd\chem\GCS\a2hp7.i\90903C.b\064B1401.D
Level 2: \\cansvr11\dd\chem\GCS\a2hp7.i\90903C.b\065B1501.D
Level 3: \\cansvr11\dd\chem\GCS\a2hp7.i\90903C.b\066B1601.D
Level 4: \\cansvr11\dd\chem\GCS\a2hp7.i\90903C.b\067B1701.D
Level 5: \\cansvr11\dd\chem\GCS\a2hp7.i\90903C.b\068B1801.D

	Compound	100.000 Level 1	200.000 Level 2	500.000 Level 3	1000.000 Level 4	2000.000 Level 5	RRF	% RSD	
$	1 TPH as Diesel	1020455	1112162	1167105	1121483	1093045	1103850	4.830	
$	34 c10-c28	1188619	1072282	1145157	1241811	1196456	1168905	5.473	
$	2 c10 to c34	+++++	+++++	+++++	+++++	+++++	+++++	+++++	<-
$	4 DRO	+++++	+++++	+++++	+++++	+++++	+++++	+++++	<-
$	5 C10 to C20	1250826	1195263	1118746	454267	1444647	1092750	34.474	<-
$	6 C20 to C34	988878	1003365	927104	393431	1082710	879098	31.520	<-
$	3 Nonane	6183	6073	6312	6213	5672	6091	4.087	

Rear

Report Date: 04-Sep-2009 08:06

TestAmerica North Canton

CONTINUING CALIBRATION COMPOUNDS

Instrument ID: a2hp7.i Injection Date: 04-SEP-2009 01:33
Lab File ID: 021F2101.D Init. Cal. Date(s): 03-SEP-2009 04-SEP-2009
Analysis Type: Init. Cal. Times: 16:44 00:04
Lab Sample ID: G191 Quant Type: ESTD
Method: \\cansvr11\dd\chem\GCS\a2hp7.i\90903C.b\TPH7f.m

COMPOUND	RRF / AMOUNT	RF500	MIN RRF	%D / %DRIFT	MAX %D / %DRIFT	CURVE TYPE
$ 1 TPH as Diesel	743215	810452	0.010	-9.04685	15.00000	Averaged
$ 3 Nonane	7575	8322	0.010	-9.86244	15.00000	Averaged

Report Date: 04-Sep-2009 08:06

TestAmerica North Canton

CONTINUING CALIBRATION COMPOUNDS

Instrument ID: a2hp7.i Injection Date: 04-SEP-2009 04:58
Lab File ID: 028F2801.D Init. Cal. Date(s): 03-SEP-2009 04-SEP-2009
Analysis Type: Init. Cal. Times: 16:44 00:04
Lab Sample ID: G191 Quant Type: ESTD
Method: \\cansvr11\dd\chem\GCS\a2hp7.i\90903C.b\TPH7f.m

COMPOUND	RRF / AMOUNT	RF500	MIN RRF	%D / %DRIFT	MAX %D / %DRIFT	CURVE TYPE	
S 1 TPH as Diesel	743215	944063	0.010	-27.02425	15.00000	Averaged	<-
$ 3 Nonane	7575	9744	0.010	-28.64060	15.00000	Averaged	<-

doesn't affect any samples

TestAmerica North Canton

CONTINUING CALIBRATION COMPOUNDS

Instrument ID: a2hp7.i Injection Date: 04-SEP-2009 03:31
Lab File ID: 075B2501.D Init. Cal. Date(s): 03-SEP-2009 04-SEP-2009
Analysis Type: Init. Cal. Times: 16:44 00:04
Lab Sample ID: G191 Quant Type: ESTD
Method: \\cansvr11\dd\chem\GCS\a2hp7.i\90903C.b\TPH7b.m

COMPOUND	RRF / AMOUNT	RF500	MIN RRF	%D / %DRIFT	MAX %D / %DRIFT	CURVE TYPE
S 1 TPH as Diesel	1103850	1008604	0.010	8.62853	15.00000	Averaged
$ 3 Nonane	6091	5763	0.010	5.38991	15.00000	Averaged

TestAmerica North Canton

INITIAL CALIBRATION DATA

Start Cal Date : 03-SEP-2009 16:44
End Cal Date : 05-SEP-2009 15:07
Quant Method : ESTD
Origin : Disabled
Target Version : 4.14
Integrator : HP Genie
Method file : \\cansvr11\dd\chem\GCS\a2hp7.i\90905.b\TPH7f.m
Last Edit : 08-Sep-2009 08:23 geiss
Curve Type : Average

Calibration File Names:
Level 1: \\cansvr11\dd\chem\GCS\a2hp7.i\90903C.b\014F1401.D
Level 2: \\cansvr11\dd\chem\GCS\a2hp7.i\90903C.b\015F1501.D
Level 3: \\cansvr11\dd\chem\GCS\a2hp7.i\90903C.b\016F1601.D
Level 4: \\cansvr11\dd\chem\GCS\a2hp7.i\90903C.b\017F1701.D
Level 5: \\cansvr11\dd\chem\GCS\a2hp7.i\90903C.b\018F1801.D

Compound	100.000 Level 1	200.000 Level 2	500.000 Level 3	1000.000 Level 4	2000.000 Level 5	RRF	% RSD	
$ 1 TPH as Diesel	1063910	927713	914021	761759	823664	898213	12.785	
$ 32 c10-c28	773458	751391	952649	772611	836368	825302	11.972	
$ 2 C10 to C34	+++++	+++++	+++++	+++++	+++++	+++++	+++++	<-
$ 4 DRO	+++++	+++++	+++++	+++++	+++++	+++++	+++++	<-
$ 5 C10 to C20	1229703	1032454	1075148	922719	1302099	1112425	13.744	
$ 6 C20 to C34	1396235	1091009	1111936	943109	1322027	1172863	15.683	
$ 3 Nonane	8416	7933	8183	7123	7673	7866	6.348	

Re-Run for diesel
Thats why File names are the same as 9/3/09
Front

TestAmerica North Canton

CONTINUING CALIBRATION COMPOUNDS

Instrument ID: a2hp7.i Injection Date: 05-SEP-2009 19:02
Lab File ID: 014F1401.D Init. Cal. Date(s): 03-SEP-2009 05-SEP-2009
Analysis Type: Init. Cal. Times: 16:44 15:07
Lab Sample ID: G191 Quant Type: ESTD
Method: \\cansvr11\dd\chem\GCS\a2hp7.i\90905.b\TPH7f.m

COMPOUND	RRF / AMOUNT	RF500	MIN RRF	%D / %DRIFT	MAX %D / %DRIFT	CURVE TYPE
$S 1 TPH as Diesel	898213	960361	0.010	-6.91903	15.00000	Averaged
$$ 3 Nonane	7866	8521	0.010	-8.33582	15.00000	Averaged

Report Date: 08-Sep-2009 08:23

TestAmerica North Canton

CONTINUING CALIBRATION COMPOUNDS

Instrument ID: a2hp7.i Injection Date: 05-SEP-2009 22:56
Lab File ID: 021F2101.D Init. Cal. Date(s): 03-SEP-2009 05-SEP-2009
Analysis Type: Init. Cal. Times: 16:44 15:07
Lab Sample ID: G191 Quant Type: ESTD
Method: \\cansvr11\dd\chem\GCS\a2hp7.i\90905.b\TPH7f.m

COMPOUND	RRF / AMOUNT	RF500	MIN RRF	%D / %DRIFT	MAX %D / %DRIFT	CURVE TYPE
S 1 TPH as Diesel	898213	901658	0.010	-0.38351	15.00000	Averaged
$ 3 Nonane	7866	8391	0.010	-6.67494	15.00000	Averaged

TestAmerica North Canton

INITIAL CALIBRATION DATA

Start Cal Date : 03-SEP-2009 16:44
End Cal Date : 10-SEP-2009 13:40
Quant Method : ESTD
Origin : Disabled
Target Version : 4.14
Integrator : HP Genie
Method file : \\cansvr11\dd\chem\GCS\a2hp7.i\90910.b\TPH7f.m
Last Edit : 14-Sep-2009 11:41 geiss
Curve Type : Average

Calibration File Names:
Level 1: \\cansvr11\dd\chem\GCS\a2hp7.i\90903C.b\014F1401.D
Level 2: \\cansvr11\dd\chem\GCS\a2hp7.i\90903C.b\015F1501.D
Level 3: \\cansvr11\dd\chem\GCS\a2hp7.i\90903C.b\016F1601.D
Level 4: \\cansvr11\dd\chem\GCS\a2hp7.i\90903C.b\017F1701.D
Level 5: \\cansvr11\dd\chem\GCS\a2hp7.i\90903C.b\018F1801.D
(s16.6

IDs From 9/3 because it was only Calibrated for Diesel

	Compound	100.000 Level 1	200.000 Level 2	500.000 Level 3	1000.000 Level 4	2000.000 Level 5	RRF	% RSD	
S	1 TPH as Diesel	775891	843297	792972	883611	900032	839161	6.482	
S	32 c10-c28	773488	751391	992649	772611	836368	825302	11.972	
S	2 C10 to c34	+++++	+++++	+++++	+++++	+++++	+++++	+++++	<-
S	4 DRO	+++++	+++++	+++++	+++++	+++++	+++++	+++++	<-
S	5 C10 to C20	1229703	1032454	1075148	922719	1302099	1112425	13.744	
S	6 C20 to C34	1396235	1091009	1111936	943109	1322027	1172863	15.683	
$	3 Nonane	8103	7999	7550	7997	8489	8028	4.171	

TestAmerica North Canton

CONTINUING CALIBRATION COMPOUNDS

Instrument ID: a2hp7.i Injection Date: 10-SEP-2009 17:33
Lab File ID: 014F1401.D Init. Cal. Date(s): 03-SEP-2009 10-SEP-2009
Analysis Type: Init. Cal. Times: 16:44 13:40
Lab Sample ID: G191 Quant Type: ESTD
Method: \\cansvr11\dd\chem\GCS\a2hp7.i\90910.b\TPH7f.m

COMPOUND	RRF / AMOUNT	RF500	MIN RRF	%D / %DRIFT	MAX %D / %DRIFT	CURVE TYPE
S 1 TPH as Diesel	839161	959982	0.010	-14.39785	15.00000	Averaged
$ 3 Nonane	8028	8937	0.010	-11.32657	15.00000	Averaged

TPH ANALYTICAL SEQUENCE

Lab Name: NORTH CANTON Contract:

Lab Code: TALCAN Case No.: SAS No.: SDG No.: 9H26266

GC Column: DB-625 ID: 0.32 (mm) Init. Calib. Date(s): 06/16/08 08/21/09

Instrument ID: A2HP6

THE ANALYTICAL SEQUENCE OF PERFORMANCE EVALUATION MIXTURES, BLANKS, SAMPLES, AND STANDARDS IS GIVEN BELOW:

MEAN SURROGATE RT FROM INITIAL CALIBRATION
S1 : 4.28

	CLIENT SAMPLE NO.	LAB SAMPLE ID	DATE ANALYZED	TIME ANALYZED	S1 RT	#	RT	#
01		G191	08/28/09	1306	4.28			
02	MSA-MW20S-08	LJVRW1CP	08/28/09	1404	4.28			
03	MSA-MW16S-08	LJVR11CP	08/28/09	1433	4.28			
04	LJV1EBLK	LJV1E1AA	08/28/09	1502	4.28			
05	LJV1ECHK	LJV1E1AC	08/28/09	1531	4.28			
06	LJV1ECKDUP	LJV1E1AD	08/28/09	1600	4.28			
07		G191	08/28/09	1629	4.28			
08								
09								
10								
11								
12								
13								
14								
15								
16								
17								
18								
19								
20								
21								
22								
23								
24								
25								
26								
27								
28								
29								
30								
31								
32								

QC LIMITS
S1 = Nonane (+/- 0.10 MINUTES)

Column used to flag retention time values with an asterisk.
* Values outside of QC limits.

TPH ANALYTICAL SEQUENCE

Lab Name: NORTH CANTON Contract:

Lab Code: TALCAN Case No.: SAS No.: SDG No.: 9H26266

GC Column: DB-625 ID: 0.32 (mm) Init. Calib. Date(s): 09/03/09 09/03/09

Instrument ID: A2HP6

THE ANALYTICAL SEQUENCE OF PERFORMANCE EVALUATION MIXTURES, BLANKS, SAMPLES, AND STANDARDS IS GIVEN BELOW:

MEAN SURROGATE RT FROM INITIAL CALIBRATION
S1 : 4.28

	CLIENT SAMPLE NO.	LAB SAMPLE ID	DATE ANALYZED	TIME ANALYZED	S1 RT	#	RT	#
01		G191	09/09/09	1437	4.27			
02	LKFRMBLK	LKFRM1AA	09/09/09	1633	4.27			
03	LKFRMCHK	LKFRM1AC	09/09/09	1702	4.27			
04	LKFRMCKDUP	LKFRM1AD	09/09/09	1731	4.27			
05		G191	09/09/09	1800	4.27			
06								
07								
08								
09								
10								
11								
12								
13								
14								
15								
16								
17								
18								
19								
20								
21								
22								
23								
24								
25								
26								
27								
28								
29								
30								
31								
32								

QC LIMITS
(+/- 0.10 MINUTES)

S1 = Nonane

Column used to flag retention time values with an asterisk.
* Values outside of QC limits.

TPH ANALYTICAL SEQUENCE

Lab Name: NORTH CANTON Contract:

Lab Code: TALCAN Case No.: SAS No.: SDG No.: 9H26266

GC Column: DB-625 ID: 0.32 (mm) Init. Calib. Date(s): 09/03/09 09/05/09

Instrument ID: A2HP7

THE ANALYTICAL SEQUENCE OF PERFORMANCE EVALUATION MIXTURES, BLANKS, SAMPLES, AND STANDARDS IS GIVEN BELOW:

MEAN SURROGATE RT FROM INITIAL CALIBRATION
S1 : 1.32

	CLIENT SAMPLE NO.	LAB SAMPLE ID	DATE ANALYZED	TIME ANALYZED	S1 RT	#	RT	#
01		G191	09/05/09	1902	1.32			
02	LJ6PVCHK	LJ6PV1AC	09/05/09	1931	1.33			
03	LJ6PVCKDUP	LJ6PV1AD	09/05/09	2000	1.32			
04	MSA-MW23S-08	LJ46M1CP	09/05/09	2029	1.32			
05	MSA-MW26S-08	LJ4631CP	09/05/09	2059	1.33			
06	MSA-MW25S-08	LJ47F1CP	09/05/09	2128	1.33			
07		G191	09/05/09	2256	1.32			
08								
09								
10								
11								
12								
13								
14								
15								
16								
17								
18								
19								
20								
21								
22								
23								
24								
25								
26								
27								
28								
29								
30								
31								
32								

QC LIMITS
S1 = Nonane (+/- 0.10 MINUTES)

Column used to flag retention time values with an asterisk.
* Values outside of QC limits.

TPH ANALYTICAL SEQUENCE

Lab Name: NORTH CANTON Contract:

Lab Code: TALCAN Case No.: SAS No.: SDG No.: 9H26266

GC Column: DB-625 ID: 0.32 (mm) Init. Calib. Date(s): 09/03/09 09/04/09

Instrument ID: A2HP7

THE ANALYTICAL SEQUENCE OF PERFORMANCE EVALUATION MIXTURES, BLANKS, SAMPLES, AND STANDARDS IS GIVEN BELOW:

MEAN SURROGATE RT FROM INITIAL CALIBRATION
S1 : 1.32

	CLIENT SAMPLE NO.	LAB SAMPLE ID	DATE ANALYZED	TIME ANALYZED	S1 RT	#	RT	#
01		G191	09/04/09	0133	1.32			
02	LJ6PVBLK	LJ6PV1AA	09/04/09	0331	1.32			
03		G191	09/04/09	0458	1.32			
04								
05								
06								
07								
08								
09								
10								
11								
12								
13								
14								
15								
16								
17								
18								
19								
20								
21								
22								
23								
24								
25								
26								
27								
28								
29								
30								
31								
32								

QC LIMITS
(+/- 0.10 MINUTES)

S1 = Nonane

Column used to flag retention time values with an asterisk.
* Values outside of QC limits.

TPH ANALYTICAL SEQUENCE

Lab Name: NORTH CANTON Contract:

Lab Code: TALCAN Case No.: SAS No.: SDG No.: 9H26266

GC Column: DB-625 ID: 0.32 (mm) Init. Calib. Date(s): 09/03/09 09/04/09

Instrument ID: A2HP7

THE ANALYTICAL SEQUENCE OF PERFORMANCE EVALUATION MIXTURES, BLANKS, SAMPLES, AND STANDARDS IS GIVEN BELOW:

MEAN SURROGATE RT FROM INITIAL CALIBRATION
S1 : 2.85

	CLIENT SAMPLE NO.	LAB SAMPLE ID	DATE ANALYZED	TIME ANALYZED	S1 RT	#	RT	#
01	ICAL	G191	09/03/09	1644	2.84			
02	ICAL	G191	09/03/09	1714	2.85			
03	ICAL	G191	09/03/09	1743	2.85			
04	ICAL	G191	09/03/09	1812	2.85			
05	ICAL	G191	09/03/09	1842	2.86			
06	MSA-MW17S-08	LJ1791CP	09/04/09	0103	2.85			
07	LJ3CQBLK	LJ3CQ1AA	09/04/09	0202	2.85			
08	LJ3CQCHK	LJ3CQ1AC	09/04/09	0232	2.85			
09	LJ3CQCKDUP	LJ3CQ1AD	09/04/09	0302	2.85			
10		G191	09/04/09	0331	2.85			
11								
12								
13								
14								
15								
16								
17								
18								
19								
20								
21								
22								
23								
24								
25								
26								
27								
28								
29								
30								
31								
32								

QC LIMITS
S1 = Nonane (+/- 0.10 MINUTES)

Column used to flag retention time values with an asterisk.
* Values outside of QC limits.

TPH ANALYTICAL SEQUENCE

Lab Name: NORTH CANTON Contract:

Lab Code: TALCAN Case No.: SAS No.: SDG No.: 9H26266

GC Column: DB-625 ID: 0.32 (mm) Init. Calib. Date(s): 09/03/09 09/10/09

Instrument ID: A2HP7

THE ANALYTICAL SEQUENCE OF PERFORMANCE EVALUATION MIXTURES, BLANKS, SAMPLES, AND STANDARDS IS GIVEN BELOW:

MEAN SURROGATE RT FROM INITIAL CALIBRATION
S1 : 1.32

	CLIENT SAMPLE NO.	LAB SAMPLE ID	DATE ANALYZED	TIME ANALYZED	S1 RT	#	RT	#
01	ICAL	G191	09/10/09	1142	1.32			
02	ICAL	G191	09/10/09	1212	1.32			
03	ICAL	G191	09/10/09	1241	1.32			
04	ICAL	G191	09/10/09	1311	1.33			
05	ICAL	G191	09/10/09	1340	1.32			
06	MSA-MW23S-08	LJ46M2CP	09/10/09	1508	1.33			
07	MSA-MW26S-08	LJ4632CP	09/10/09	1537	1.32			
08	MSA-MW25S-08	LJ47F2CP	09/10/09	1606	1.32			
09		G191	09/10/09	1733	1.32			
10								
11								
12								
13								
14								
15								
16								
17								
18								
19								
20								
21								
22								
23								
24								
25								
26								
27								
28								
29								
30								
31								
32								

QC LIMITS
(+/- 0.10 MINUTES)

S1 = Nonane

Column used to flag retention time values with an asterisk.
* Values outside of QC limits.

TPH ANALYTICAL SEQUENCE

Lab Name: NORTH CANTON Contract:

Lab Code: TALCAN Case No.: SAS No.: SDG No.: 9H26266

GC Column: DB-625 ID: 0.32 (mm) Init. Calib. Date(s): 06/16/08 08/21/09

Instrument ID: A2HP6

THE ANALYTICAL SEQUENCE OF PERFORMANCE EVALUATION MIXTURES, BLANKS, SAMPLES, AND STANDARDS IS GIVEN BELOW:

MEAN SURROGATE RT FROM INITIAL CALIBRATION
S1 : 4.28

	CLIENT SAMPLE NO.	LAB SAMPLE ID	DATE ANALYZED	TIME ANALYZED	S1 RT	#	RT	#
01		G191	08/27/09	1514	4.28			
02	MSA-MW15S-08	LJTGV1CM	08/27/09	1543	4.28			
03	LJT95BLK	LJT951AA	08/27/09	1612	4.28			
04	LJT95CHK	LJT951AC	08/27/09	1641	4.28			
05	LJT95CKDUP	LJT951AD	08/27/09	1710	4.28			
06		G191	08/27/09	1739	4.28			
07								
08								
09								
10								
11								
12								
13								
14								
15								
16								
17								
18								
19								
20								
21								
22								
23								
24								
25								
26								
27								
28								
29								
30								
31								
32								

QC LIMITS
(+/- 0.10 MINUTES)

S1 = Nonane

Column used to flag retention time values with an asterisk.
* Values outside of QC limits.

North Canton

Tetra Tech NUS **INTERNAL CORRESPONDENCE**

TO: **D. MURALI** **DATE: OCTOBER 28, 2009**

FROM: **TERRI L. SOLOMON** **COPIES: DV FILE**

SUBJECT: **INORGANIC DATA VALIDATION – TOTAL AND DISSOLVED METALS, HEXAVALENT CHROMIUM, PERCHLORATE**
LOCKHEED – MSA GW SAMPLING
SAMPLE DELIVERY GROUP (SDG) – 9H26266

SAMPLES: 20/Aqueous/

MSA-MW15D-082509	MSA-MW15I-082609	MSA-MW15S-082509
MSA-MW16D-082709	MSA-MW16I-082609	MSA-MW16S-082609
MSA-MW17I-082809	MSA-MW17S-082809	MSA-MW20D-082709
MSA-MW20I-082709	MSA-MW20S-082609	MSA-MW22D-083109
MSA-MW23D-083109	MSA-MW23S-083109	MSA-MW25I-083109
MSA-MW25S-083109	MSA-MW26S-083109	MSA-MW27D-082809
MSA-MW28I-082609	MSA-MW31D-082809	

Overview

The sample set for Lockheed – MSA GW Sampling, SDG 9H26266, consists of twenty (20) aqueous environmental samples. No field duplicate pairs were included within this SDG.

All samples were analyzed for select total and dissolved metals, hexavalent chromium and perchlorate. The samples were collected by Tetra Tech NUS on August 25, 26, 27, 28 and 31, 2009 and analyzed by Test America – North Canton and Test America - Sacramento. Metals analyses were conducted using SW-846 method 6020. Mercury analyses were conducted using SW-846 method 7470A. Hexavalent chromium analyses were conducted using SW-846 method 7196A. Perchlorate analyses were conducted using SW-846 method 6850.

The findings offered in this report are based upon a general review of all available data. The data review was based on data completeness, holding times, ICP-MS tune, initial and continuing calibration verification results, laboratory method / preparation blank results, ICP interference results, laboratory control sample recoveries, matrix spike / matrix spike duplicate recoveries, ICP serial dilution results, internal standard recoveries, detection limits and analyte quantitation.

Areas of concern with respect to data quality are listed below.

Major Problems – None.

- The matrix spike / matrix spike duplicate percent recoveries for hexavalent chromium were < 10% quality control limit for samples MSA-MW23D-083109 (batch 9244484). The nondetected results were qualified as rejected, "UR", for samples MSA-MW23D-083109, MSA-MW23S-083109 and MSA-MW22D-083109.

- The total chromium results were less than the hexavalent chromium results for samples MSA-MW16D-082709, MSA-MW17I-082809, MSA-MW17S-082809, MSA-MW25I-083109, MSA-

MW25S-083109 and MSA-MW26S-083109. The positive results reported for hexavalent chromium were qualified as rejected, "R".

Minor Problems

- The contract required detection limit (CRDL) percent recoveries for mercury on 08/28/09, 09/01/09 and 09/02/09 were < 80% quality control limit affecting total and dissolved samples MSA-MW15S-082509, NSA-MW15D-082509, MSA-MW28I-082609, MSA-MW20S-082609, MSA-MW15I-082609, MSA-MW16I-082609, MSA-MW23D-083109, MSA-MW23S-083109, MSA-MW26S-083109, MSA-MW22D-083109, MSA-MW25S-083109, MSA-MW25I-083109 and MSA-MW16S-082609. The nondetected results reported for mercury in the affected samples were qualified as biased low, "UL".

- The CRDL percent recoveries for silver and zinc on 09/16/09 were > 110% quality control limit affecting total and dissolved samples MSA-MW23D-083109, MSA-MW23S-083109, MSA-MW26S-083109, MSA-MW22D-083109, MSA-MW25S-083109 and MSA-MW25I-083109. Positive results < 2X CRDL reported for silver and zinc in the affected samples were qualified as biased high, "K".

- The following contaminants were detected in the laboratory method/preparation blanks at the following maximum concentrations:

Analyte	Maximum Concentration	Action Level
Antimony	0.089 ug/L	0.445 ug/L
Barium[3]	0.6 ug/L	3.0 ug/L
Barium[5]	1.1 ug/L	5.5 ug/L
Beryllium	0.12 ug/L	0.6 ug/L
Cadmium	0.096 ug/L	0.48 ug/L
Chromium[3]	0.37 ug/L	1.85 ug/L
Chromium[5]	0.24 ug/L	1.2 ug/L
Cobalt	0.091 ug/L	0.455 ug/L
Copper[3]	0.39 ug/L	1.95 ug/L
Copper[5]	0.84 ug/L	4.2 ug/L
Iron[1]	26.7 ug/L	133.5 ug/L
Iron[5]	33.4 ug/L	167 ug/L
Lead[3]	0.28 ug/L	1.4 ug/L
Lead[5]	0.12 ug/L	0.6 ug/L
Manganese[2]	1.3 ug/L	6.5 ug/L
Manganese[4]	0.70 ug/L	3.5 ug/L
Manganese[5]	0.60 ug/L	3.0 ug/L
Molybdenum	0.31 ug/L	1.55 ug/L
Nickel[5]	0.17 ug/L	0.85 ug/L
Silver	0.085 ug/L	0.425 ug/L
Thallium	0.25 ug/L	1.25 ug/L
Zinc[3]	8.1 ug/L	40.5 ug/L
Zinc[5]	7.0 ug/L	35.0 ug/L

Affects total and dissolved samples MSA-MW28I-082609, MSA-MW20S-082609, MSA-MW15I-082609, MSA-MW16S-082609, MSA-MW16I-082609, MSA-MW16D-082709, MSA-MW20I-082709, MSA-MW20D-082709, MSA-MW17I-082809, MSA-MW17S-082809, MSA-MW31D-082809 and MSA-MW27D-082809.

(1) Maximum concentration affecting total and dissolved samples MSA-MW28I-082609, MSA-MW20S-082609, MSA-MW15I-082609, MSA-MW16S-082609 and MSA-MW16I-082609.

(2) Maximum concentration affecting total and dissolved samples MSA-MW28I-082609, MSA-MW20S-082609, MSA-MW15I-082609 and MSA-MW16S-082609.

(3) Maximum concentration in a preparation blank affecting total and dissolved samples MSA-MW28I-082609, MSA-MW20S-082609, MSA-MW15I-082609, MSA-MW16S-082609 and MSA-MW16I-082609.

(4) Maximum concentration in a preparation blank affecting dissolved sample MSA-MW16I-082609.

(5) Maximum concentration in a preparation blank affecting total and dissolved samples MSA-MW16D-082709, MSA-MW20I-082709, MSA-MW20D-082709, MSA-MW17I-082809, MSA-MW17S-082809, MSA-MW31D-082809 and MSA-MW27D-082809.

Analyte	Maximum Concentration	Action Level
Antimony(1)	0.10 ug/L	0.5 ug/L
Barium(1)	0.96 ug/L	4.8 ug/L
Chromium(1)	0.53 ug/L	2.65 ug/L
Copper(1)	0.80 ug/L	4.0 ug/L
Iron(1)	24.7 ug/L	123.5 ug/L
Lead(1)	0.068 ug/L	0.34 ug/L
Manganese(1)	0.80 ug/L	4.0 ug/L
Nickel(1)	0.21 ug/L	1.05 ug/L
Zinc(1)	6.0 ug/L	30.0 ug/L

Affects total and dissolved samples MSA-MW15S-082509 and MSA-MW15D-082509 only.

(1) Maximum concentration present in a preparation blank.

Analyte	Maximum Concentration	Action Level
Antimony	0.087 ug/L	0.435 ug/L
Barium(1)	0.42 ug/L	2.1 ug/L
Cadmium(1)	0.030 ug/L	0.15 ug/L
Chromium(1)	0.26 ug/L	1.3 ug/L
Copper(1)	0.34 ug/L	1.7 ug/L
Iron(1)	20.2 ug/L	101 ug/L
Manganese(1)	0.37 ug/L	1.85 ug/L
Molybdenum	0.48 ug/L	2.4 ug/L
Nickel(1)	0.27 ug/L	1.35 ug/L
Thallium	0.19 ug/L	0.95 ug/L
Zinc(1)	4.1 ug/L	20.5 ug/L

Affects total and dissolved samples MSA-MW23D-083109, MSA-MW23S-083109, MSA-MW26S-083109, MSA-MW22D-083109, MSA-MW25S-083109 and MSA-MW25I-083109.

(1) Maximum concentration present in a preparation blank.

An action level of 5X the maximum contaminant level has been used to evaluate sample data for blank contamination. Sample aliquot and dilution factors, if applicable, were taken into

consideration when evaluating for blank contamination. Positive results less than the blank action level reported for antimony, beryllium, cadmium, chromium, cobalt, copper, lead, molybdenum, thallium and zinc were qualified "B" as a result of laboratory blank contamination.

- The interfering analyte iron was present in total sample MSA-MW28I-082609 at a concentration comparable to the concentration of iron in the interference check sample (ICS) solution. Several analytes namely, antimony, barium, cadmium, chromium, lead, manganese, nickel and zinc were present in the ICS solution at a concentration that exceeded the absolute value of the instrument detection limit (IDL). Interference effects exist for antimony, cadmium, chromium and lead in the affected sample. The nondetected result reported for cadmium was qualified as biased low, "UL". No validation actions were warranted for antimony, chromium and lead as the results were qualified for blank contamination.

- The interfering analyte iron was present in dissolved samples MSA-MW28I-082609 and MSA-MW17I-082709 at a concentration comparable to the concentration of iron in the interference check sample (ICS) solution. Several analytes namely, antimony, barium, cadmium, chromium, lead, manganese, nickel and zinc were present in the ICS solution at a concentration that exceeded the absolute value of the instrument detection limit (IDL). Interference effects exist for cadmium, chromium and lead in the affected samples. The nondetected results reported for cadmium were qualified as biased low, "UL". No validation actions were warranted for chromium and lead as the results were qualified for blank contamination.

- The interfering analyte iron was present in total sample MSA-MW20S-082609 at a concentration comparable to the concentration of iron in the interference check sample (ICS) solution. Several analytes namely, antimony, barium, cadmium, chromium, lead, manganese, nickel and zinc were present in the ICS solution at a concentration that exceeded the absolute value of the instrument detection limit (IDL). Interference effects exist for antimony, cadmium, chromium, lead, nickel and zinc in the affected sample. The positive results reported for chromium and nickel were qualified as biased high, "K". No validation actions were warranted for antimony, cadmium, lead and zinc as the results were qualified for blank contamination.

- The interfering analyte iron was present in dissolved sample MSA-MW20S-082609 at a concentration comparable to the concentration of iron in the interference check sample (ICS) solution. Several analytes namely, antimony, barium, cadmium, chromium, lead, manganese, nickel and zinc were present in the ICS solution at a concentration that exceeded the absolute value of the instrument detection limit (IDL). Interference effects exist for antimony, cadmium, chromium, lead, nickel and zinc in the affected sample. The positive results reported for chromium and nickel were qualified as biased high, "K". The nondetected result reported for cadmium was qualified as biased low, "UL". No validation actions were warranted for antimony, lead and zinc as the results were qualified for blank contamination.

- The interfering analyte iron was present in total samples MSA-MW16S-082609 and MSA-MW17I-082709 at a concentration comparable to the concentration of iron in the interference check sample (ICS) solution. Several analytes namely, antimony, barium, cadmium, chromium, lead, manganese, nickel and zinc were present in the ICS solution at a concentration that exceeded the absolute value of the instrument detection limit (IDL). Interference effects exist for cadmium and lead in the affected samples. The nondetected results reported for cadmium were qualified as biased low, "UL". No validation actions were warranted for lead as the results were qualified for blank contamination.

- The interfering analyte iron was present in dissolved sample MSA-MW16S-082609 at a concentration comparable to the concentration of iron in the interference check sample (ICS) solution. Several analytes namely, antimony, barium, cadmium, chromium, lead, manganese, nickel and zinc were present in the ICS solution at a concentration that exceeded the absolute

value of the instrument detection limit (IDL). Interference effects exist for antimony, cadmium, lead and zinc in the affected sample. The nondetected result reported for cadmium was qualified as biased low, "UL". No validation actions were warranted for antimony, lead and zinc as the results were qualified for blank contamination.

- The interfering analyte iron was present in total samples MSA-MW16I-082609 and MSA-MW20I-082709 at a concentration comparable to the concentration of iron in the interference check sample (ICS) solution. Several analytes namely, antimony, barium, cadmium, chromium, lead, manganese, nickel and zinc were present in the ICS solution at a concentration that exceeded the absolute value of the instrument detection limit (IDL). Interference effects exist for antimony, cadmium and chromium in the affected samples. The positive results reported for chromium were qualified as biased high, "K". No validation actions were warranted for antimony and cadmium as the results were qualified for blank contamination.

- The interfering analyte iron was present in dissolved sample MSA-MW20I-082609 at a concentration comparable to the concentration of iron in the interference check sample (ICS) solution. Several analytes namely, antimony, barium, cadmium, chromium, lead, manganese, nickel and zinc were present in the ICS solution at a concentration that exceeded the absolute value of the instrument detection limit (IDL). Interference effects exist for cadmium, chromium, lead, nickel and zinc in the affected sample. The nondetected result reported for cadmium was qualified as biased low, "UL". The positive result reported for nickel was qualified as biased high, "K". No validation actions were warranted for chromium, lead and zinc as the results were qualified for blank contamination.

- The interfering analyte iron was present in total and dissolved sample MSA-MW17S-082709 at a concentration comparable to the concentration of iron in the interference check sample (ICS) solution. Several analytes namely, antimony, barium, cadmium, chromium, lead, manganese, nickel and zinc were present in the ICS solution at a concentration that exceeded the absolute value of the instrument detection limit (IDL). Interference effects exist for cadmium, chromium, lead, nickel and zinc in the affected samples. The nondetected results reported for cadmium were qualified as biased low, "UL". No validation actions were warranted for chromium, lead, nickel and zinc as the results were qualified for blank contamination.

- The interfering analyte iron was present in total sample MSA-MW23D-083109 at a concentration comparable to the concentration of iron in the interference check sample (ICS) solution. Several analytes namely, antimony, barium, cadmium, chromium, copper, lead, manganese, nickel, selenium, silver and zinc were present in the ICS solution at a concentration that exceeded the absolute value of the instrument detection limit (IDL). Interference effects exist for antimony, cadmium, chromium and selenium in the affected sample. The positive results reported for cadmium and selenium were qualified as biased low, "L". No validation actions were warranted for antimony and chromium as the results were qualified for blank contamination.

- The interfering analyte iron was present in dissolved sample MSA-MW23D-083109 at a concentration comparable to the concentration of iron in the interference check sample (ICS) solution. Several analytes namely, antimony, barium, cadmium, chromium, copper, lead, manganese, nickel, selenium, silver and zinc were present in the ICS solution at a concentration that exceeded the absolute value of the instrument detection limit (IDL). Interference effects exist for antimony, cadmium, chromium, lead and selenium in the affected sample. The positive result reported for cadmium was qualified as biased low, "L". The nondetected result reported for selenium was qualified as biased low, "UL". The positive result reported for lead was qualified as biased high, "K". No validation actions were warranted for antimony and chromium as the results were qualified for blank contamination.

- The interfering analyte iron was present in total sample MSA-MW23S-083109 at a concentration comparable to the concentration of iron in the interference check sample (ICS) solution. Several analytes namely, antimony, barium, cadmium, chromium, copper, lead, manganese, nickel, selenium, silver and zinc were present in the ICS solution at a concentration that exceeded the absolute value of the instrument detection limit (IDL). Interference effects exist for antimony, cadmium, chromium, copper, lead, nickel and selenium in the affected sample. The positive result reported for cadmium was qualified as biased low, "L". The nondetected result reported for selenium was qualified as biased low, "UL". The positive results reported for chromium, lead and nickel were qualified as biased high, "K". No validation actions were warranted for antimony and copper as the results were qualified for blank contamination.

- The interfering analyte iron was present in dissolved sample MSA-MW23S-083109 at a concentration comparable to the concentration of iron in the interference check sample (ICS) solution. Several analytes namely, antimony, barium, cadmium, chromium, copper, lead, manganese, nickel, selenium, silver and zinc were present in the ICS solution at a concentration that exceeded the absolute value of the instrument detection limit (IDL). Interference effects exist for antimony, cadmium, chromium, copper, nickel, selenium and zinc in the affected sample. The nondetected results reported for cadmium and selenium were qualified as biased low, "UL". The positive results reported for chromium and nickel were qualified as biased high, "K". No validation actions were warranted for antimony, copper and zinc as the results were qualified for blank contamination.

- The interfering analyte iron was present in total sample MSA-MW25I-083109 at a concentration comparable to the concentration of iron in the interference check sample (ICS) solution. Several analytes namely, antimony, barium, cadmium, chromium, copper, lead, manganese, nickel, selenium, silver and zinc were present in the ICS solution at a concentration that exceeded the absolute value of the instrument detection limit (IDL). Interference effects exist for antimony, cadmium, chromium, copper, nickel, selenium and zinc in the affected sample. The nondetected results reported for cadmium and selenium were qualified as biased low, "UL". The positive result reported for chromium was qualified as biased high, "K". No validation actions were warranted for antimony, copper, nickel and zinc as the results were qualified for blank contamination.

- The interfering analyte iron was present in dissolved sample MSA-MW25I-083109 at a concentration comparable to the concentration of iron in the interference check sample (ICS) solution. Several analytes namely, antimony, barium, cadmium, chromium, copper, lead, manganese, nickel, selenium, silver and zinc were present in the ICS solution at a concentration that exceeded the absolute value of the instrument detection limit (IDL). Interference effects exist for antimony, cadmium, chromium, copper, nickel, selenium and zinc in the affected sample. The nondetected results reported for cadmium and selenium were qualified as biased low, "UL". No validation actions were warranted for antimony, chromium, copper, nickel and zinc as the results were qualified for blank contamination.

- The interfering analyte iron was present in total and dissolved sample MSA-MW25S-083109 at a concentration comparable to the concentration of iron in the interference check sample (ICS) solution. Several analytes namely, antimony, barium, cadmium, chromium, copper, lead, manganese, nickel, selenium, silver and zinc were present in the ICS solution at a concentration that exceeded the absolute value of the instrument detection limit (IDL). Interference effects exist for antimony, cadmium, chromium, copper, lead and selenium in the affected samples. The nondetected results reported for cadmium and selenium were qualified as biased low, "UL". The positive results reported for lead were qualified as biased high, "K". No validation actions were warranted for antimony, chromium and copper as the results were qualified for blank contamination.

- The matrix spike percent recovery for total mercury was < 75% quality control limit for sample MSA-MW15S-082509. The nondetected results reported for mercury were qualified as biased low, "UL".

- The matrix spike / matrix spike duplicate percent recoveries for hexavalent chromium were < 75% quality control limit for sample MSA-MW17I-082809 (batch 9244047). The nondetected results reported for hexavalent chromium were qualified as biased low, "UL", for samples MSA-MW31D-082809 and MSA-MW27D-082809.

- The matrix spike / matrix spike duplicate percent recoveries for hexavalent chromium were < 75% quality control limit for sample MSA-MW16D-082709 (batch 9240380). The positive and nondetected results reported for hexavalent chromium were qualified as biased low, "L" and "UL", respectively, for samples MSA-MW16D-082709, MSA-MW20I-082709 and MSA-MW20D-082709.

- The internal standard recoveries for $Lithium_6$ were < 60% quality control limit for total and dissolved sample MSA-MW20S-082609. The positive result reported for total beryllium was qualified as estimated, "J". The positive result reported for dissolved beryllium was qualified as a result of blank contamination.

- Positive results reported below the reporting limit (RL) but above the method detection limit (MDL) for the perchlorate analyses were qualified as estimated, "J".

Notes

The CRDL percent recoveries for iron and manganese on 09/04/09 were > 110% quality control limit affecting total and dissolved samples MSA-MW16D-082709, MSA-MW20I-082709, MSA-MW20D-082709, MSA-MW17I-082809, MSA-MW17S-082809, MSA-MW31D-082809 and MSA-MW27D-082809. No validation actions were required as all results were > 2X CRDL.

The CRDL percent recoveries for copper, manganese and thallium on 09/16/09 were > 110% quality control limit affecting total and dissolved samples MSA-MW23D-083109, MSA-MW23S-083109, MSA-MW26S-083109, MSA-MW22D-083109, MSA-MW25S-083109 and MSA-MW25I-083109. No validation actions were required as all results were either > 2X CRDL, nondetects or were qualified as a result of blank contamination.

The interfering analyte iron was present in total and dissolved sample MSA-MW15I-082609 at a concentration comparable to the concentration of iron in the interference check sample (ICS) solution. Several analytes namely, antimony, barium, cadmium, chromium, lead, manganese, nickel and zinc were present in the ICS solution at a concentration that exceeded the absolute value of the instrument detection limit (IDL). Interference effects exist for antimony and cadmium in the affected samples. No validation actions were warranted for antimony and cadmium as the results were qualified for blank contamination.

The interfering analyte iron was present in total sample MSA-MW26S-083109 at a concentration comparable to the concentration of iron in the interference check sample (ICS) solution. Several analytes namely, antimony, barium, cadmium, chromium, copper, lead, manganese, nickel, selenium, silver and zinc were present in the ICS solution at a concentration that exceeded the absolute value of the instrument detection limit (IDL). Interference effects exist for cadmium in the affected sample. No validation actions were warranted for cadmium as the result was qualified for blank contamination.

Executive Summary

Laboratory Performance: The CRDL percent recoveries for several analytes were outside the 90-110% quality control limits. Several analytes were present in the laboratory method / preparation blanks. The internal standard recoveries for $Lithium_6$ were < 60% quality control limit for total and dissolved sample MSA-MW20S-082609.

Other Factors Affecting Data Quality: The interfering analyte iron was present in several samples. The matrix spike / matrix spike duplicate percent recoveries for hexavalent chromium were < 30% quality control limit for samples MSA-MW17I-082809 (batch 9244047) and MSA-MW23D-083109 (batch 9244484). The matrix spike percent recovery for total mercury was < 75% quality control limit for sample MSA-MW15S-082509. The matrix spike / matrix spike duplicate percent recoveries for hexavalent chromium were < 75% quality control limit for sample MSA-MW16D-082709 (batch 9240380). Positive results reported below the RL but above the MDL for the perchlorate analyses were qualified as estimated.

The data for these analyses were reviewed with reference to Region III modifications to the "National Functional Guidelines for Inorganic Data Validation", April 1993 and the Region III modifications to the "National Functional Guidelines for Organic Data Review", September 1994.

The text of this report has been formulated to address only those problem areas affecting data quality.

Tetra Tech NUS
Terri L. Solomon
Environmental Scientist

Tetra Tech NUS
Joseph A. Samchuck
Quality Assurance Officer

Attachments:

1. Appendix A - Qualified Analytical Results
2. Appendix B - Results as reported by the Laboratory
3. Appendix C - Support Documentation

APPENDIX A
QUALIFIED ANALYTICAL RESULTS

Data Validation Qualifier Codes:

A = Lab Blank Contamination
B = Field Blank Contamination
C = Calibration Noncompliance (e.g. % RSDs, %Ds, ICVs, CCVs, RRFs, etc.)
C01 = GC/MS Tuning Noncompliance
D = MS/MSD Recovery Noncompliance
E = LCS/LCSD Recovery Noncompliance
F = Lab Duplicate Imprecision
G = Field Duplicate Imprecision
H = Holding Time Exceedance
I = ICP Serial Dilution Noncompliance
J = GFAA PDS-GFAA MSA's r < 0.995 / ICP PDS Recovery Noncompliance
K = ICP Interference - includes ICS % R Noncompliance
L = Instrument Calibration Range Exceedance
M = Sample Preservation Noncompliance
N = Internal Standard Noncompliance
N01 = Internal Standard Recovery Noncompliance Dioxins
N02 = Recovery Standard Noncompliance Dioxins
N03 = Clean-up Standard Noncompliance Dioxins
O - Poor Instrument Performance (e.g. base-line drifting)
P = Uncertainty near detection limit (< 2 x IDL for inorganics and <CRQL for organics)
Q = Other problems (can encompass a number of issues; e.g. chromatography,interferences, etc.)
R = Surrogates Recovery Noncompliance
S = Pesticide/PCB Resolution
T = % Breakdown Noncompliance for DOT and Endrin
U = % Difference between columns/detectors >25% for positive results determined via GC/HPLC
V = Non-linear calibrations; correlation coefficient r < 0.995
W = EMPC result
X = Signal to noise response drop
Y = Percent solids <30%
Z = Uncertainty at 2 sigma deviation is greater than sample activity

PROJ_NO: 02298	NSAMPLE	MSA-MW15D-082509			MSA-MW15I-082609			MSA-MW15S-082509			MSA-MW16D-082709		
SDG: 9H26266	LAB_ID	A9H260266002			A9H270136003			A9H260266001			A9H280119001		
FRACTION: M	SAMP_DATE	8/25/2009			8/26/2009			8/25/2009			8/27/2009		
MEDIA: WATER	QC_TYPE	NM			NM			NM			NM		
	UNITS	UG/L			UG/L			UG/L			UG/L		
	PCT_SOLIDS	.0			.0			.0			.0		
	DUP_OF												
PARAMETER		RESULT	VQL	QLCD	RESULT	VQL	QLCD	RESULT	VQL	QLCD	RESULT	VQL	QLCD
ANTIMONY		0.14	B	A	0.15	B	A	0.081	B	A	0.096	B	A
ARSENIC		0.21	U		5.6			3.3			1.1		
BARIUM		15.2			37.8			20.8			9.2		
BERYLLIUM		0.085			0.48	B	A	0.85			0.1	B	A
CADMIUM		0.073			0.13	B	A	0.58			0.041	B	A
CHROMIUM		3.3			10.6			3.9			2.7		
COBALT		10.8			44.1			113			5.7		
COPPER		4.1			1.9	B	A	24.4			3.5	B	A
IRON		7420			19100			8480			2950		
LEAD		0.4			2.1			1.3			0.57	B	A
MANGANESE		131			254			146			31.2		
MERCURY		0.1	UL	CD	0.1	UL	CD	0.1	UL	CD	0.1	UL	D
MOLYBDENUM		0.97			1.6			0.2	U		0.5	B	A
NICKEL		16.4			48.3			132			8.1		
SELENIUM		0.14	U		0.45			2.1			0.19		
SILVER		0.033	U		0.033	U		0.033	U		0.033	U	
THALLIUM		0.12	U		0.12	U		0.12	U		0.15	B	A
VANADIUM		1.3			9.8			4.7			3.5		
ZINC		21.3	B	A	58.7			128			15.7	B	A

PROJ_NO: 02298 SDG: 9H26266 FRACTION: M MEDIA: WATER	NSAMPLE	MSA-MW16I-082609			MSA-MW16S-082609			MSA-MW17I-082809			MSA-MW17S-082809		
	LAB_ID	A9H270136005			A9H270136004			A9H290107001			A9H290107002		
	SAMP_DATE	8/26/2009			8/26/2009			8/28/2009			8/28/2009		
	QC_TYPE	NM			NM			NM			NM		
	UNITS	UG/L			UG/L			UG/L			UG/L		
	PCT_SOLIDS	.0			.0			.0			.0		
	DUP_OF												
PARAMETER		RESULT	VQL	QLCD	RESULT	VQL	QLCD	RESULT	VQL	QLCD	RESULT	VQL	QLCD
ANTIMONY		0.33	B	A	0.055	U		0.055	U		0.055	U	
ARSENIC		49.9			3.3			10.6			7.2		
BARIUM		79.7			50.6			14.9			67.7		
BERYLLIUM		0.67			2.8			0.037	U		0.037	U	
CADMIUM		0.2	B	A	0.027	UL	K	0.027	UL	K	0.027	UL	K
CHROMIUM		3	K	K	11.3			0.75	B	A	1.2	B	A
COBALT		21			21.7			9.1			0.52		
COPPER		2.2			0.25	B	A	1.3	B	A	2.6	B	A
IRON		18800			33400			11300			41600		
LEAD		7.3			0.13	B	A	0.82			0.34	B	A
MANGANESE		195			1660			79.5			907		
MERCURY		0.1	UL	CD	0.1	UL	CD	0.1	UL	D	0.1	UL	D
MOLYBDENUM		3			0.27	B	A	0.26	B	A	0.91	B	A
NICKEL		31.2			31.9			9.5			0.2	B	A
SELENIUM		0.78			1.8			0.14	U		0.14	U	
SILVER		0.033	U		0.033	U		0.033	U		0.033	U	
THALLIUM		0.12	U		0.12	U		0.12	U		0.12	U	
VANADIUM		3.4			17.7			0.6	U		1.2		
ZINC		43.6			171			19.7	B	A	10.3	B	A

PROJ_NO: 02298 SDG: 9H26266 FRACTION: M MEDIA: WATER	NSAMPLE	MSA-MW20D-082709			MSA-MW20I-082709			MSA-MW20S-082609			MSA-MW22D-083109		
	LAB_ID	A9H280119003			A9H280119002			A9H270136002			A9I010149006		
	SAMP_DATE	8/27/2009			8/27/2009			8/26/2009			8/31/2009		
	QC_TYPE	NM			NM			NM			NM		
	UNITS	UG/L			UG/L			UG/L			UG/L		
	PCT_SOLIDS	.0			.0			.0			.0		
	DUP_OF												
PARAMETER		RESULT	VQL	QLCD	RESULT	VQL	QLCD	RESULT	VQL	QLCD	RESULT	VQL	QLCD
ANTIMONY		0.055	U		0.18	B	A	0.16	B	A	0.58		
ARSENIC		0.21	U		2.9			9.1			0.78		
BARIUM		138			21.5			21.5			41.4		
BERYLLIUM		0.89			0.043	B	A	0.65	J	N	0.055		
CADMIUM		0.43	B	A	0.063	B	A	0.033	B	A	0.23		
CHROMIUM		3.6			2.4	K	C	2.5	K	K	3.6		
COBALT		76			13			3.4			0.75		
COPPER		0.81	B	A	2.5	B	A	0.47	B	A	6.2		
IRON		937			40500			137000			1630		
LEAD		0.079	B	A	2.9			1.2	B	A	4		
MANGANESE		1140			1900			4300			37.2		
MERCURY		0.1	UL	D	0.1	UL	D	0.1	UL	CD	0.1	UL	CD
MOLYBDENUM		0.2	U		0.51	B	A	0.54	B	A	0.78	B	A
NICKEL		55.7			4.1			1.4	K	K	2.7		
SELENIUM		0.45			0.18			3.3			0.14	U	
SILVER		0.033	U		0.033	U		0.033	U		0.08	K	C
THALLIUM		0.12	U		0.12	U		0.12	U		0.12	U	
VANADIUM		0.6	U		1.4			3.5			5.6		
ZINC		163			15	B	A	9.8	B	A	646		

PROJ_NO: 02298	NSAMPLE	MSA-MW23D-083109			MSA-MW23S-083109			MSA-MW25I-083109			MSA-MW25S-083109		
SDG: 9H26266	LAB_ID	A9I010149001			A9I010149002			A9I010149008			A9I010149007		
FRACTION: M	SAMP_DATE	8/31/2009			8/31/2009			8/31/2009			8/31/2009		
MEDIA: WATER	QC_TYPE	NM			NM			NM			NM		
	UNITS	UG/L			UG/L			UG/L			UG/L		
	PCT_SOLIDS	.0			.0			.0			.0		
	DUP_OF												
PARAMETER		RESULT	VQL	QLCD	RESULT	VQL	QLCD	RESULT	VQL	QLCD	RESULT	VQL	QLCD
ANTIMONY		0.28	B	A	0.32	B	A	0.11	B	A	0.089	B	A
ARSENIC		0.99			7.6			6.6			12.6		
BARIUM		74.1			108			59.1			73.7		
BERYLLIUM		1			0.037	U		0.037	U		0.037	U	
CADMIUM		0.55	L	K	0.28	L	K	0.027	UL	K	0.027	UL	K
CHROMIUM		0.69	B	A	3.3	K	K	1.7	K	K	1.3	B	A
COBALT		28.8			3.2			0.12			1.2		
COPPER		4.9			1.4	B	A	0.77	B	A	0.33	B	A
IRON		10300			40500			23600			20200		
LEAD		0.3			0.47	K	K	0.31			0.12	K	K
MANGANESE		600			1830			177			513		
MERCURY		0.1	UL	CD	0.1	UL	CD	0.1	UL	CD	0.1	UL	CD
MOLYBDENUM		1.2	B	A	1.2	B	A	0.46	B	A	1.4	B	A
NICKEL		30.1			2.7	K	K	0.46	B	A	1.9		
SELENIUM		0.2	L	K	0.14	UL	K	0.14	UL	K	0.14	UL	K
SILVER		0.033	U		0.033	U		0.033	U		0.033	U	
THALLIUM		0.25	B	A	0.21	B	A	0.12	U		0.12	U	
VANADIUM		0.6	U		0.79			2.4			2.2		
ZINC		120			15.9	B	A	2.2	B	A	5.3	B	A

PROJ_NO: 02298	NSAMPLE	MSA-MW26S-083109			MSA-MW27D-082809			MSA-MW28I-082609			MSA-MW31D-082809		
SDG: 9H26266	LAB_ID	A9I010149003			A9H290107004			A9H270136001			A9H290107003		
FRACTION: M	SAMP_DATE	8/31/2009			8/28/2009			8/26/2009			8/28/2009		
MEDIA: WATER	QC_TYPE	NM			NM			NM			NM		
	UNITS	UG/L			UG/L			UG/L			UG/L		
	PCT_SOLIDS	.0			.0			.0			.0		
	DUP_OF												
PARAMETER		RESULT	VQL	QLCD	RESULT	VQL	QLCD	RESULT	VQL	QLCD	RESULT	VQL	QLCD
ANTIMONY		0.51			0.1	B	A	0.14	B	A	0.28	B	A
ARSENIC		2.6			0.48			15.6			0.21	U	
BARIUM		539			66.2			99.1			71.4		
BERYLLIUM		0.037	U		0.2	B	A	0.24	B	A	0.35	B	A
CADMIUM		0.059	B	A	0.027	U		0.027	UL	K	1.4		
CHROMIUM		1.9			6.9			1.7	B	A	5.6		
COBALT		1.3			0.56			41.7			6.8		
COPPER		12.4			7.4			0.16	B	A	3.7	B	A
IRON		10100			8740			34300			3330		
LEAD		1.1			2.3			0.16	B	A	1.3		
MANGANESE		269			348			374			1270		
MERCURY		0.1	UL	CD	0.1	UL	D	0.1	UL	CD	0.1	UL	D
MOLYBDENUM		0.98	B	A	3			1.1	B	A	0.95	B	A
NICKEL		8.7			1.9			40.2			18.6		
SELENIUM		0.48			0.14	U		0.14	U		0.14	U	
SILVER		0.033	U		0.033	U		0.033	U		0.033	U	
THALLIUM		0.12	U		0.12	U		0.12	B	A	0.12	U	
VANADIUM		3.9			5.3			0.87			1.7		
ZINC		24.5	K	C	20	B	A	13.2	B	A	882		

PROJ_NO: 02298	NSAMPLE	MSA-MW15D-082509			MSA-MW15I-082609			MSA-MW15S-082509			MSA-MW16D-082709		
SDG: 9H26266	LAB_ID	A9H260266002			A9H270136003			A9H260266001			A9H280119001		
FRACTION: MF	SAMP_DATE	8/25/2009			8/26/2009			8/25/2009			8/27/2009		
MEDIA: WATER	QC_TYPE	NM			NM			NM			NM		
	UNITS	UG/L			UG/L			UG/L			UG/L		
	PCT_SOLIDS	.0			.0			.0			.0		
	DUP_OF												
PARAMETER		RESULT	VQL	QLCD	RESULT	VQL	QLCD	RESULT	VQL	QLCD	RESULT	VQL	QLCD
ANTIMONY		0.081	B	A	0.069	B	A	0.07	B	A	0.055	U	
ARSENIC		0.21	U		4.5			2.6			0.21	U	
BARIUM		11.9			34.2			22			6.7		
BERYLLIUM		0.091			0.32	B	A	0.9			0.076	B	A
CADMIUM		0.041			0.09	B	A	0.65			0.045	B	A
CHROMIUM		0.3	B	A	10.3			3.6			0.2	B	A
COBALT		10.3			45.9			113			6.2		
COPPER		0.23	B	A	1.3	B	A	24.6			1.3	B	A
IRON		6740			17700			7800			1270		
LEAD		0.054	B	A	0.77	B	A	1.1			0.07	B	A
MANGANESE		134			246			146			30.6		
MERCURY		0.1	U		0.24	B	A	0.1	UL	C	0.1	U	
MOLYBDENUM		0.48			0.66	B	A	0.2	U		0.2	U	
NICKEL		15.9			49.9			133			8.9		
SELENIUM		0.14	U		0.26			1.6			0.15		
SILVER		0.033	U		0.033	U		0.033	U		0.033	U	
THALLIUM		0.12	U		0.12	U		0.12	U		0.12	U	
VANADIUM		0.6	U		9.2			2.2			0.6	U	
ZINC		16.3	B	A	59			127			16.1	B	A

PROJ_NO: 02298 SDG: 9H26266 FRACTION: MF MEDIA: WATER	NSAMPLE	MSA-MW16I-082609			MSA-MW16S-082609			MSA-MW17I-082809			MSA-MW17S-082809		
	LAB_ID	A9H270136005			A9H270136004			A9H290107001			A9H290107002		
	SAMP_DATE	8/26/2009			8/26/2009			8/28/2009			8/28/2009		
	QC_TYPE	NM			NM			NM			NM		
	UNITS	UG/L			UG/L			UG/L			UG/L		
	PCT_SOLIDS	.0			.0			.0			.0		
	DUP_OF												
PARAMETER		RESULT	VQL	QLCD	RESULT	VQL	QLCD	RESULT	VQL	QLCD	RESULT	VQL	QLCD
ANTIMONY		0.055	U		0.057	B	A	0.055	U		0.055	U	
ARSENIC		39.2			2			11.7			7		
BARIUM		6.6			47.4			14.5			65.4		
BERYLLIUM		0.037	U		0.32	B	A	0.038	B	A	0.037	U	
CADMIUM		0.027	U		0.027	UL	K	0.027	UL	K	0.027	UL	K
CHROMIUM		0.39	B	A	3.5			0.32	B	A	0.7	B	A
COBALT		6.7			17.6			9.2			0.53		
COPPER		0.064	U		0.064	U		0.064	U		0.064	U	
IRON		4590			32800			11500			41600		
LEAD		0.085	B	A	0.11	B	A	0.15	B	A	0.1	B	A
MANGANESE		57.3			1740			82.3			876		
MERCURY		0.1	UL	C	0.1	UL	C	0.1	U		0.1	U	
MOLYBDENUM		1.9			0.2	U		0.27	B	A	0.95	B	A
NICKEL		9.6			22.1			9.1			0.32	B	A
SELENIUM		0.14	U		0.47			0.14	U		0.14	U	
SILVER		0.033	U		0.033	U		0.033	U		0.033	U	
THALLIUM		0.12	U		0.12	U		0.12	U		0.12	U	
VANADIUM		0.6	U		2.7			0.6	U		0.6	U	
ZINC		11.1	B	A	6.1	B	A	5.4	B	A	2.1	B	A

PROJ_NO: 02298 SDG: 9H26266 FRACTION: MF MEDIA: WATER	NSAMPLE	MSA-MW20D-082709			MSA-MW20I-082709			MSA-MW20S-082609			MSA-MW22D-083109		
	LAB_ID	A9H280119003			A9H280119002			A9H270136002			A9I010149006		
	SAMP_DATE	8/27/2009			8/27/2009			8/26/2009			8/31/2009		
	QC_TYPE	NM			NM			NM			NM		
	UNITS	UG/L			UG/L			UG/L			UG/L		
	PCT_SOLIDS	.0			.0			.0			.0		
	DUP_OF												
PARAMETER		RESULT	VQL	QLCD	RESULT	VQL	QLCD	RESULT	VQL	QLCD	RESULT	VQL	QLCD
ANTIMONY		0.055	U		0.055	U		0.063	B	A	0.2	B	A
ARSENIC		0.21	U		2.8			8.8			0.3		
BARIUM		142			16.9			18.5			41.9		
BERYLLIUM		0.81			0.037	U		0.6	B	A	0.037	U	
CADMIUM		0.41	B	A	0.027	UL	K	0.027	UL	K	0.031	B	A
CHROMIUM		3.4			0.65	B	A	2.1	K	K	1.3	B	A
COBALT		79.7			12.7			3.6			0.26		
COPPER		0.31	B	A	0.39	B	A	0.064	U		0.85	B	A
IRON		697			45300			131000			1770		
LEAD		0.078	B	A	0.18	B	A	0.055	B	A	0.27		
MANGANESE		1150			2010			4200			47.4		
MERCURY		0.1	U		0.1	U		0.1	UL	C	0.1	UL	C
MOLYBDENUM		0.2	U		0.2	U		0.25	B	A	0.63	B	A
NICKEL		58.4			2.3	K	K	1.3	K	K	1.5		
SELENIUM		0.53			0.22			3.3			0.14	U	
SILVER		0.033	U		0.033	U		0.033	U		0.033	U	
THALLIUM		0.12	U		0.12	U		0.12	U		0.12	U	
VANADIUM		0.6	U		0.6	U		3.3			2.6		
ZINC		169			5.2	B	A	5.2	B	A	38.8	K	C

PROJ_NO: 02298 SDG: 9H26266 FRACTION: MF MEDIA: WATER	NSAMPLE	MSA-MW23D-083109			MSA-MW23S-083109			MSA-MW25I-083109			MSA-MW25S-083109		
	LAB_ID	A9I010149001			A9I010149002			A9I010149008			A9I010149007		
	SAMP_DATE	8/31/2009			8/31/2009			8/31/2009			8/31/2009		
	QC_TYPE	NM			NM			NM			NM		
	UNITS	UG/L			UG/L			UG/L			UG/L		
	PCT_SOLIDS	.0			.0			.0			.0		
	DUP_OF												
PARAMETER		RESULT	VQL	QLCD	RESULT	VQL	QLCD	RESULT	VQL	QLCD	RESULT	VQL	QLCD
ANTIMONY		0.12	B	A	0.15	B	A	0.075	B	A	0.074	B	A
ARSENIC		0.73			7.6			6.1			12.3		
BARIUM		79.2			106			57.2			71.6		
BERYLLIUM		0.91			0.037	U		0.037	U		0.037	U	
CADMIUM		0.3	L	K	0.027	UL	K	0.027	UL	K	0.027	UL	K
CHROMIUM		0.53	B	A	2.3	K	K	1	B	A	1.1	B	A
COBALT		24.9			3.1			0.078			1.1		
COPPER		1.3	B	A	0.16	B	A	0.21	B	A	0.36	B	A
IRON		10200			41700			22900			18800		
LEAD		0.1	K	K	0.034	U		0.034	U		0.2	K	K
MANGANESE		637			1950			176			504		
MERCURY		0.1	UL	C	0.1	UL	C	0.1	UL	C	0.1	UL	C
MOLYBDENUM		0.33	B	A	0.78	B	A	0.34	B	A	1.5	B	A
NICKEL		17.8			2.1	K	K	0.4	B	A	1.8		
SELENIUM		0.14	UL	K	0.14	UL	K	0.14	UL	K	0.14	UL	K
SILVER		0.033	U		0.033	U		0.033	U		0.033	U	
THALLIUM		0.14	B	A	0.12	B	A	0.12	U		0.12	U	
VANADIUM		0.6	U		0.6	U		1.3			1.9		
ZINC		36.2	K	C	1.5	B	A	1.6	B	A	4.4	B	A

PROJ_NO: 02298	NSAMPLE	MSA-MW26S-083109			MSA-MW27D-082809			MSA-MW28I-082609			MSA-MW31D-082809		
SDG: 9H26266	LAB_ID	A9I010149003			A9H290107004			A9H270136001			A9H290107003		
FRACTION: MF	SAMP_DATE	8/31/2009			8/28/2009			8/26/2009			8/28/2009		
MEDIA: WATER	QC_TYPE	NM			NM			NM			NM		
	UNITS	UG/L			UG/L			UG/L			UG/L		
	PCT_SOLIDS	.0			.0			.0			.0		
	DUP_OF												
PARAMETER		RESULT	VQL	QLCD	RESULT	VQL	QLCD	RESULT	VQL	QLCD	RESULT	VQL	QLCD
ANTIMONY		0.28	B	A	0.055	U		0.055	U		0.12	B	A
ARSENIC		2.4			0.43			17.2			0.21	U	
BARIUM		582			51			105			72.9		
BERYLLIUM		0.037	U		0.037	U		0.15	B	A	0.14	B	A
CADMIUM		0.036	B	A	0.027	U		0.027	UL	K	0.027	U	
CHROMIUM		1.8			0.19	B	A	1.1	B	A	4.5		
COBALT		2.1			0.22	B	A	39.9			3		
COPPER		1.3	B	A	0.15	B	A	0.12	B	A	0.064	U	
IRON		9530			6300			35100			3190		
LEAD		0.12			0.066	B	A	0.057	B	A	0.043	B	A
MANGANESE		284			340			390			1370		
MERCURY		0.1	UL	C	0.1	U		0.1	UL	C	0.1	U	
MOLYBDENUM		0.74	B	A	2.4			0.5	B	A	0.75	B	A
NICKEL		7.2			1			37.6			18.9		
SELENIUM		0.38			0.14	U		0.14	U		0.14	U	
SILVER		0.033	U		0.033	U		0.033	U		0.033	U	
THALLIUM		0.12	U		0.12	U		0.12	U		0.12	U	
VANADIUM		3.7			0.6	U		0.6	U		0.88		
ZINC		12.8	B	A	5.9	B	A	15.5	B	A	2.7	B	A

PROJ_NO: 02298	NSAMPLE	MSA-MW15D-082509						MSA-MW15I-082609					
SDG: 9H26266	LAB_ID	A9H260266002						A9H270136003					
FRACTION: MISC	SAMP_DATE	8/25/2009						8/26/2009					
MEDIA: WATER	QC_TYPE	NM						NM					
	UNITS	MG/L			UG/L			MG/L			UG/L		
	PCT_SOLIDS	.0			.0			.0			.0		
	DUP_OF												
PARAMETER		RESULT	VQL	QLCD	RESULT	VQL	QLCD	RESULT	VQL	QLCD	RESULT	VQL	QLCD
HEXAVALENT CHROMIUM		0.002	U					0.002	U				
PERCHLORATE					0.46	J	P				0.091	J	P

PROJ_NO: 02298	NSAMPLE	MSA-MW15S-082509						MSA-MW16D-082709					
SDG: 9H26266	LAB_ID	A9H260266001						A9H280119001					
FRACTION: MISC	SAMP_DATE	8/25/2009						8/27/2009					
MEDIA: WATER	QC_TYPE	NM						NM					
	UNITS	MG/L			UG/L			MG/L			UG/L		
	PCT_SOLIDS	.0			.0			.0			.0		
	DUP_OF												
PARAMETER		RESULT	VQL	QLCD	RESULT	VQL	QLCD	RESULT	VQL	QLCD	RESULT	VQL	QLCD
HEXAVALENT CHROMIUM		0.002	U					0.009	R	Q			
PERCHLORATE					0.082	U					0.33	J	P

PROJ_NO: 02298	NSAMPLE	MSA-MW16I-082609						MSA-MW16S-082609					
SDG: 9H26266	LAB_ID	A9H270136005						A9H270136004					
FRACTION: MISC	SAMP_DATE	8/26/2009						8/26/2009					
MEDIA: WATER	QC_TYPE	NM						NM					
	UNITS	MG/L			UG/L			MG/L			UG/L		
	PCT_SOLIDS	.0			.0			.0			.0		
	DUP_OF												
PARAMETER		RESULT	VQL	QLCD	RESULT	VQL	QLCD	RESULT	VQL	QLCD	RESULT	VQL	QLCD
HEXAVALENT CHROMIUM		0.002	U					0.002	U				
PERCHLORATE					0.082	U					0.082	U	

PROJ_NO: 02298	NSAMPLE	MSA-MW17I-082809						MSA-MW17S-082809					
SDG: 9H26266	LAB_ID	A9H290107001						A9H290107002					
FRACTION: MISC	SAMP_DATE	8/28/2009						8/28/2009					
MEDIA: WATER	QC_TYPE	NM						NM					
	UNITS	MG/L			UG/L			MG/L			UG/L		
	PCT_SOLIDS	.0			.0			.0			.0		
	DUP_OF												
PARAMETER		RESULT	VQL	QLCD	RESULT	VQL	QLCD	RESULT	VQL	QLCD	RESULT	VQL	QLCD
HEXAVALENT CHROMIUM		0.002	R	Q				0.003	R	Q			
PERCHLORATE					0.22	J	P				0.082	U	

PROJ_NO: 02298 SDG: 9H26266 FRACTION: MISC MEDIA: WATER	NSAMPLE	MSA-MW20D-082709						MSA-MW20I-082709					
	LAB_ID	A9H280119003						A9H280119002					
	SAMP_DATE	8/27/2009						8/27/2009					
	QC_TYPE	NM						NM					
	UNITS	MG/L			UG/L			MG/L			UG/L		
	PCT_SOLIDS	.0			.0			.0			.0		
	DUP_OF												
PARAMETER		RESULT	VQL	QLCD	RESULT	VQL	QLCD	RESULT	VQL	QLCD	RESULT	VQL	QLCD
HEXAVALENT CHROMIUM		0.002	UL	D				0.002	UL	D			
PERCHLORATE					0.082	U					0.082	U	

PROJ_NO: 02298 SDG: 9H26266 FRACTION: MISC MEDIA: WATER	NSAMPLE	MSA-MW20S-082609						MSA-MW22D-083109					
	LAB_ID	A9H270136002						A9I010149006					
	SAMP_DATE	8/26/2009						8/31/2009					
	QC_TYPE	NM						NM					
	UNITS	MG/L			UG/L			MG/L			UG/L		
	PCT_SOLIDS	.0			.0			.0			.0		
	DUP_OF												
PARAMETER		RESULT	VQL	QLCD	RESULT	VQL	QLCD	RESULT	VQL	QLCD	RESULT	VQL	QLCD
HEXAVALENT CHROMIUM		0.002	U					0.002	UR	D			
PERCHLORATE					0.082	U					0.082	U	

PROJ_NO: 02298 SDG: 9H26266 FRACTION: MISC MEDIA: WATER	NSAMPLE	MSA-MW23D-083109						MSA-MW23S-083109					
	LAB_ID	A9I010149001						A9I010149002					
	SAMP_DATE	8/31/2009						8/31/2009					
	QC_TYPE	NM						NM					
	UNITS	MG/L			UG/L			MG/L			UG/L		
	PCT_SOLIDS	.0			.0			.0			.0		
	DUP_OF												
PARAMETER		RESULT	VQL	QLCD	RESULT	VQL	QLCD	RESULT	VQL	QLCD	RESULT	VQL	QLCD
HEXAVALENT CHROMIUM		0.002	UR	D				0.002	UR	D			
PERCHLORATE					0.082	U					0.082	U	

PROJ_NO: 02298 SDG: 9H26266 FRACTION: MISC MEDIA: WATER	NSAMPLE	MSA-MW25I-083109						MSA-MW25S-083109					
	LAB_ID	A9I010149008						A9I010149007					
	SAMP_DATE	8/31/2009						8/31/2009					
	QC_TYPE	NM						NM					
	UNITS	MG/L			UG/L			MG/L			UG/L		
	PCT_SOLIDS	.0			.0			.0			.0		
	DUP_OF												
PARAMETER		RESULT	VQL	QLCD	RESULT	VQL	QLCD	RESULT	VQL	QLCD	RESULT	VQL	QLCD
HEXAVALENT CHROMIUM		0.004	R	Q				0.007	R	Q			
PERCHLORATE					0.082	U					0.082	U	

PROJ_NO: 02298	NSAMPLE	MSA-MW26S-083109						MSA-MW27D-082809					
SDG: 9H26266	LAB_ID	A9I010149003						A9H290107004					
FRACTION: MISC	SAMP_DATE	8/31/2009						8/28/2009					
MEDIA: WATER	QC_TYPE	NM						NM					
	UNITS	MG/L			UG/L			MG/L			UG/L		
	PCT_SOLIDS	.0			.0			.0			.0		
	DUP_OF												
PARAMETER		RESULT	VQL	QLCD	RESULT	VQL	QLCD	RESULT	VQL	QLCD	RESULT	VQL	QLCD
HEXAVALENT CHROMIUM		0.01	R	Q				0.002	UL	D			
PERCHLORATE					0.082	U					0.082	U	

PROJ_NO: 02298 SDG: 9H26266 FRACTION: MISC MEDIA: WATER	NSAMPLE	MSA-MW28I-082609						MSA-MW31D-082809					
	LAB_ID	A9H270136001						A9H290107003					
	SAMP_DATE	8/26/2009						8/28/2009					
	QC_TYPE	NM						NM					
	UNITS	MG/L			UG/L			MG/L			UG/L		
	PCT_SOLIDS	.0			.0			.0			.0		
	DUP_OF												
PARAMETER		RESULT	VQL	QLCD	RESULT	VQL	QLCD	RESULT	VQL	QLCD	RESULT	VQL	QLCD
HEXAVALENT CHROMIUM		0.002	U					0.002	UL	D			
PERCHLORATE					0.082	U					0.082	U	

APPENDIX B
RESULTS AS REPORTED BY THE LABORATORY

Tetra Tech NUS, Inc

Client Sample ID: MSA-MW15D-082509

TOTAL Metals

Lot-Sample #...: A9H260266-002 Matrix.....: WG
Date Sampled...: 08/25/09 14:55 Date Received..: 08/26/09

PARAMETER	RESULT	REPORTING LIMIT	UNITS	METHOD	PREPARATION-ANALYSIS DATE	WORK ORDER #
Prep Batch #...: 9239019						
Silver	ND	1.0	ug/L	SW846 6020	08/27-09/04/09	LJTG51A5
		Dilution Factor: 1		Analysis Time..: 13:19	Analyst ID.....: 002260	
		Instrument ID..: I8		MDL.....: 0.033		
Arsenic	ND	5.0	ug/L	SW846 6020	08/27-09/04/09	LJTG51AQ
		Dilution Factor: 1		Analysis Time..: 13:19	Analyst ID.....: 002260	
		Instrument ID..: I8		MDL.....: 0.21		
Barium	**15.2 J**	**1.0**	**ug/L**	**SW846 6020**	**08/27-09/04/09**	**LJTG51AR**
		Dilution Factor: 1		Analysis Time..: 13:19	Analyst ID.....: 002260	
		Instrument ID..: I8		MDL.....: 0.052		
Beryllium	**0.085 B**	**1.0**	**ug/L**	**SW846 6020**	**08/27-09/04/09**	**LJTG51AT**
		Dilution Factor: 1		Analysis Time..: 13:19	Analyst ID.....: 002260	
		Instrument ID..: I8		MDL.....: 0.037		
Cadmium	**0.073 B**	**1.0**	**ug/L**	**SW846 6020**	**08/27-09/04/09**	**LJTG51AU**
		Dilution Factor: 1		Analysis Time..: 13:19	Analyst ID.....: 002260	
		Instrument ID..: I8		MDL.....: 0.027		
Cobalt	**10.8**	**1.0**	**ug/L**	**SW846 6020**	**08/27-09/04/09**	**LJTG51AV**
		Dilution Factor: 1		Analysis Time..: 13:19	Analyst ID.....: 002260	
		Instrument ID..: I8		MDL.....: 0.033		
Chromium	**3.3 J**	**2.0**	**ug/L**	**SW846 6020**	**08/27-09/04/09**	**LJTG51A9**
		Dilution Factor: 1		Analysis Time..: 13:19	Analyst ID.....: 002260	
		Instrument ID..: I8		MDL.....: 0.066		
Copper	**4.1 J**	**2.0**	**ug/L**	**SW846 6020**	**08/27-09/04/09**	**LJTG51AW**
		Dilution Factor: 1		Analysis Time..: 13:19	Analyst ID.....: 002260	
		Instrument ID..: I8		MDL.....: 0.064		
Iron	**7420 J**	**50.0**	**ug/L**	**SW846 6020**	**08/27-09/04/09**	**LJTG51AX**
		Dilution Factor: 1		Analysis Time..: 13:19	Analyst ID.....: 002260	
		Instrument ID..: I8		MDL.....: 11.0		
Manganese	**131 J**	**1.0**	**ug/L**	**SW846 6020**	**08/27-09/04/09**	**LJTG51A1**
		Dilution Factor: 1		Analysis Time..: 13:19	Analyst ID.....: 002260	
		Instrument ID..: I8		MDL.....: 0.14		

(Continued on next page)

Tetra Tech NUS, Inc

Client Sample ID: MSA-MW15D-082509

TOTAL Metals

Lot-Sample #...: A9H260266-002 Matrix.....: WG

PARAMETER	RESULT	REPORTING LIMIT	UNITS	METHOD	PREPARATION-ANALYSIS DATE	WORK ORDER #
Molybdenum	0.97 B	2.0	ug/L	SW846 6020	08/27-09/04/09	LJTG51A2
		Dilution Factor: 1		Analysis Time..: 13:19	Analyst ID.....: 002260	
		Instrument ID..: I8		MDL.....: 0.20		
Nickel	16.4 J	2.0	ug/L	SW846 6020	08/27-09/04/09	LJTG51A3
		Dilution Factor: 1		Analysis Time..: 13:19	Analyst ID.....: 002260	
		Instrument ID..: I8		MDL.....: 0.10		
Lead	0.40 B,J	1.0	ug/L	SW846 6020	08/27-09/04/09	LJTG51A0
		Dilution Factor: 1		Analysis Time..: 13:19	Analyst ID.....: 002260	
		Instrument ID..: I8		MDL.....: 0.034		
Antimony	0.14 B,J	2.0	ug/L	SW846 6020	08/27-09/04/09	LJTG51AP
		Dilution Factor: 1		Analysis Time..: 13:19	Analyst ID.....: 002260	
		Instrument ID..: I8		MDL.....: 0.055		
Selenium	ND	5.0	ug/L	SW846 6020	08/27-09/04/09	LJTG51A4
		Dilution Factor: 1		Analysis Time..: 13:19	Analyst ID.....: 002260	
		Instrument ID..: I8		MDL.....: 0.14		
Thallium	ND	1.0	ug/L	SW846 6020	08/27-09/04/09	LJTG51A6
		Dilution Factor: 1		Analysis Time..: 13:19	Analyst ID.....: 002260	
		Instrument ID..: I8		MDL.....: 0.12		
Vanadium	1.3 B	20.0	ug/L	SW846 6020	08/27-09/04/09	LJTG51A7
		Dilution Factor: 1		Analysis Time..: 13:19	Analyst ID.....: 002260	
		Instrument ID..: I8		MDL.....: 0.60		
Zinc	21.3 J	20.0	ug/L	SW846 6020	08/27-09/04/09	LJTG51A8
		Dilution Factor: 1		Analysis Time..: 13:19	Analyst ID.....: 002260	
		Instrument ID..: I8		MDL.....: 0.85		
Mercury	ND	0.20	ug/L	SW846 7470A	08/27-08/28/09	LJTG51AA
		Dilution Factor: 1		Analysis Time..: 12:45	Analyst ID.....: 001576	
		Instrument ID..: H1		MDL.....: 0.10		

NOTE(S):

J Method blank contamination. The associated method blank contains the target analyte at a reportable level.

B Estimated result. Result is less than RL.

Tetra Tech NUS, Inc

Client Sample ID: MSA-MW15I-082609

TOTAL Metals

Lot-Sample #...: A9H270136-003 Matrix.....: WG
Date Sampled...: 08/26/09 10:30 Date Received..: 08/27/09

PARAMETER	RESULT	REPORTING LIMIT	UNITS	METHOD	PREPARATION-ANALYSIS DATE	WORK ORDER #
Prep Batch #...: 9240019						
Silver	ND	1.0	ug/L	SW846 6020	08/28-09/04/09	LJVR01A5
		Dilution Factor: 1		Analysis Time..: 20:33	Analyst ID.....: 002260	
		Instrument ID..: I8		MDL.....: 0.033		
Arsenic	5.6	5.0	ug/L	SW846 6020	08/28-09/04/09	LJVR01AQ
		Dilution Factor: 1		Analysis Time..: 20:33	Analyst ID.....: 002260	
		Instrument ID..: I8		MDL.....: 0.21		
Barium	37.8 J	1.0	ug/L	SW846 6020	08/28-09/04/09	LJVR01AR
		Dilution Factor: 1		Analysis Time..: 20:33	Analyst ID.....: 002260	
		Instrument ID..: I8		MDL.....: 0.052		
Beryllium	0.48 B	1.0	ug/L	SW846 6020	08/28-09/04/09	LJVR01AT
		Dilution Factor: 1		Analysis Time..: 20:33	Analyst ID.....: 002260	
		Instrument ID..: I8		MDL.....: 0.037		
Cadmium	0.13 B	1.0	ug/L	SW846 6020	08/28-09/04/09	LJVR01AU
		Dilution Factor: 1		Analysis Time..: 20:33	Analyst ID.....: 002260	
		Instrument ID..: I8		MDL.....: 0.027		
Cobalt	44.1	1.0	ug/L	SW846 6020	08/28-09/04/09	LJVR01AV
		Dilution Factor: 1		Analysis Time..: 20:33	Analyst ID.....: 002260	
		Instrument ID..: I8		MDL.....: 0.033		
Chromium	10.6 J	2.0	ug/L	SW846 6020	08/28-09/04/09	LJVR01A9
		Dilution Factor: 1		Analysis Time..: 20:33	Analyst ID.....: 002260	
		Instrument ID..: I8		MDL.....: 0.066		
Copper	1.9 B,J	2.0	ug/L	SW846 6020	08/28-09/04/09	LJVR01AW
		Dilution Factor: 1		Analysis Time..: 20:33	Analyst ID.....: 002260	
		Instrument ID..: I8		MDL.....: 0.064		
Iron	19100 J	50.0	ug/L	SW846 6020	08/28-09/04/09	LJVR01AX
		Dilution Factor: 1		Analysis Time..: 20:33	Analyst ID.....: 002260	
		Instrument ID..: I8		MDL.....: 11.0		
Manganese	254 J	1.0	ug/L	SW846 6020	08/28-09/04/09	LJVR01A1
		Dilution Factor: 1		Analysis Time..: 20:33	Analyst ID.....: 002260	
		Instrument ID..: I8		MDL.....: 0.14		

(Continued on next page)

Tetra Tech NUS, Inc

Client Sample ID: MSA-MW15I-082609

TOTAL Metals

Lot-Sample #...: A9H270136-003 Matrix.....: WG

PARAMETER	RESULT	REPORTING LIMIT	UNITS	METHOD	PREPARATION-ANALYSIS DATE	WORK ORDER #
Molybdenum	1.6 B	2.0	ug/L	SW846 6020	08/28-09/04/09	LJVR01A2
		Dilution Factor: 1		Analysis Time..: 20:33	Analyst ID.....: 002260	
		Instrument ID..: I8		MDL.....: 0.20		
Nickel	48.3	2.0	ug/L	SW846 6020	08/28-09/04/09	LJVR01A3
		Dilution Factor: 1		Analysis Time..: 20:33	Analyst ID.....: 002260	
		Instrument ID..: I8		MDL.....: 0.10		
Lead	2.1 J	1.0	ug/L	SW846 6020	08/28-09/04/09	LJVR01A0
		Dilution Factor: 1		Analysis Time..: 20:33	Analyst ID.....: 002260	
		Instrument ID..: I8		MDL.....: 0.034		
Antimony	0.15 B	2.0	ug/L	SW846 6020	08/28-09/04/09	LJVR01AP
		Dilution Factor: 1		Analysis Time..: 20:33	Analyst ID.....: 002260	
		Instrument ID..: I8		MDL.....: 0.055		
Selenium	0.45 B	5.0	ug/L	SW846 6020	08/28-09/04/09	LJVR01A4
		Dilution Factor: 1		Analysis Time..: 20:33	Analyst ID.....: 002260	
		Instrument ID..: I8		MDL.....: 0.14		
Thallium	ND	1.0	ug/L	SW846 6020	08/28-09/04/09	LJVR01A6
		Dilution Factor: 1		Analysis Time..: 20:33	Analyst ID.....: 002260	
		Instrument ID..: I8		MDL.....: 0.12		
Vanadium	9.8 B	20.0	ug/L	SW846 6020	08/28-09/04/09	LJVR01A7
		Dilution Factor: 1		Analysis Time..: 20:33	Analyst ID.....: 002260	
		Instrument ID..: I8		MDL.....: 0.60		
Zinc	58.7 J	20.0	ug/L	SW846 6020	08/28-09/04/09	LJVR01A8
		Dilution Factor: 1		Analysis Time..: 20:33	Analyst ID.....: 002260	
		Instrument ID..: I8		MDL.....: 0.85		
Mercury	ND	0.20	ug/L	SW846 7470A	08/28/09	LJVR01AA
		Dilution Factor: 1		Analysis Time..: 16:45	Analyst ID.....: 001576	
		Instrument ID..: H1		MDL.....: 0.10		

NOTE(S):

J Method blank contamination. The associated method blank contains the target analyte at a reportable level.

B Estimated result. Result is less than RL.

Tetra Tech NUS, Inc

Client Sample ID: MSA-MW15S-082509

TOTAL Metals

Lot-Sample #...: A9H260266-001 Matrix.....: WG
Date Sampled...: 08/25/09 09:50 Date Received..: 08/26/09

PARAMETER	RESULT	REPORTING LIMIT	UNITS	METHOD	PREPARATION-ANALYSIS DATE	WORK ORDER #
Prep Batch #...: 9239019						
Silver	ND	1.0	ug/L	SW846 6020	08/27-09/04/09	LJTGV1AT
		Dilution Factor: 1		Analysis Time..: 13:01	Analyst ID.....: 002260	
		Instrument ID..: I8		MDL.....: 0.033		
Arsenic	3.3 B	5.0	ug/L	SW846 6020	08/27-09/04/09	LJTGV1AE
		Dilution Factor: 1		Analysis Time..: 13:01	Analyst ID.....: 002260	
		Instrument ID..: I8		MDL.....: 0.21		
Barium	20.8 J	1.0	ug/L	SW846 6020	08/27-09/04/09	LJTGV1AF
		Dilution Factor: 1		Analysis Time..: 13:01	Analyst ID.....: 002260	
		Instrument ID..: I8		MDL.....: 0.052		
Beryllium	0.85 B	1.0	ug/L	SW846 6020	08/27-09/04/09	LJTGV1AG
		Dilution Factor: 1		Analysis Time..: 13:01	Analyst ID.....: 002260	
		Instrument ID..: I8		MDL.....: 0.037		
Cadmium	0.58 B	1.0	ug/L	SW846 6020	08/27-09/04/09	LJTGV1AH
		Dilution Factor: 1		Analysis Time..: 13:01	Analyst ID.....: 002260	
		Instrument ID..: I8		MDL.....: 0.027		
Cobalt	113	1.0	ug/L	SW846 6020	08/27-09/04/09	LJTGV1AJ
		Dilution Factor: 1		Analysis Time..: 13:01	Analyst ID.....: 002260	
		Instrument ID..: I8		MDL.....: 0.033		
Chromium	3.9 J	2.0	ug/L	SW846 6020	08/27-09/04/09	LJTGV1AX
		Dilution Factor: 1		Analysis Time..: 13:01	Analyst ID.....: 002260	
		Instrument ID..: I8		MDL.....: 0.066		
Copper	24.4 J	2.0	ug/L	SW846 6020	08/27-09/04/09	LJTGV1AK
		Dilution Factor: 1		Analysis Time..: 13:01	Analyst ID.....: 002260	
		Instrument ID..: I8		MDL.....: 0.064		
Iron	8480 J	50.0	ug/L	SW846 6020	08/27-09/04/09	LJTGV1AL
		Dilution Factor: 1		Analysis Time..: 13:01	Analyst ID.....: 002260	
		Instrument ID..: I8		MDL.....: 11.0		
Manganese	146 J	1.0	ug/L	SW846 6020	08/27-09/04/09	LJTGV1AN
		Dilution Factor: 1		Analysis Time..: 13:01	Analyst ID.....: 002260	
		Instrument ID..: I8		MDL.....: 0.14		

(Continued on next page)

Tetra Tech NUS, Inc

Client Sample ID: MSA-MW15S-082509

TOTAL Metals

Lot-Sample #...: A9H260266-001 Matrix.....: WG

PARAMETER	RESULT	REPORTING LIMIT	UNITS	METHOD	PREPARATION-ANALYSIS DATE	WORK ORDER #
Molybdenum	ND	2.0	ug/L	SW846 6020	08/27-09/04/09	LJTGV1AP
		Dilution Factor: 1		Analysis Time..: 13:01	Analyst ID.....: 002260	
		Instrument ID..: I8		MDL.....: 0.20		
Nickel	**132 J**	**2.0**	**ug/L**	**SW846 6020**	**08/27-09/04/09**	**LJTGV1AQ**
		Dilution Factor: 1		Analysis Time..: 13:01	Analyst ID.....: 002260	
		Instrument ID..: I8		MDL.....: 0.10		
Lead	**1.3 J**	**1.0**	**ug/L**	**SW846 6020**	**08/27-09/04/09**	**LJTGV1AM**
		Dilution Factor: 1		Analysis Time..: 13:01	Analyst ID.....: 002260	
		Instrument ID..: I8		MDL.....: 0.034		
Antimony	**0.081 B,J**	**2.0**	**ug/L**	**SW846 6020**	**08/27-09/04/09**	**LJTGV1AD**
		Dilution Factor: 1		Analysis Time..: 13:01	Analyst ID.....: 002260	
		Instrument ID..: I8		MDL.....: 0.055		
Selenium	**2.1 B**	**5.0**	**ug/L**	**SW846 6020**	**08/27-09/04/09**	**LJTGV1AR**
		Dilution Factor: 1		Analysis Time..: 13:01	Analyst ID.....: 002260	
		Instrument ID..: I8		MDL.....: 0.14		
Thallium	ND	1.0	ug/L	SW846 6020	08/27-09/04/09	LJTGV1AU
		Dilution Factor: 1		Analysis Time..: 13:01	Analyst ID.....: 002260	
		Instrument ID..: I8		MDL.....: 0.12		
Vanadium	**4.7 B**	**20.0**	**ug/L**	**SW846 6020**	**08/27-09/04/09**	**LJTGV1AV**
		Dilution Factor: 1		Analysis Time..: 13:01	Analyst ID.....: 002260	
		Instrument ID..: I8		MDL.....: 0.60		
Zinc	**128 J**	**20.0**	**ug/L**	**SW846 6020**	**08/27-09/04/09**	**LJTGV1AW**
		Dilution Factor: 1		Analysis Time..: 13:01	Analyst ID.....: 002260	
		Instrument ID..: I8		MDL.....: 0.85		
Mercury	ND	0.20	ug/L	SW846 7470A	08/27-08/28/09	LJTGV1A0
		Dilution Factor: 1		Analysis Time..: 12:28	Analyst ID.....: 001576	
		Instrument ID..: H1		MDL.....: 0.10		

NOTE(S):

B Estimated result. Result is less than RL.

J Method blank contamination. The associated method blank contains the target analyte at a reportable level.

Tetra Tech NUS, Inc

Client Sample ID: MSA-MW16D-082709

TOTAL Metals

Lot-Sample #...: A9H280119-001 Matrix.....: WG
Date Sampled...: 08/27/09 09:05 Date Received..: 08/28/09

PARAMETER	RESULT	REPORTING LIMIT	UNITS	METHOD	PREPARATION-ANALYSIS DATE	WORK ORDER #
Prep Batch #...: 9243019						
Silver	ND	1.0	ug/L	SW846 6020	08/31-09/04/09	LJX311AT
		Dilution Factor: 1		Analysis Time..: 23:59	Analyst ID.....: 002260	
		Instrument ID..: I8		MDL.....: 0.033		
Arsenic	1.1 B	5.0	ug/L	SW846 6020	08/31-09/04/09	LJX311AE
		Dilution Factor: 1		Analysis Time..: 23:59	Analyst ID.....: 002260	
		Instrument ID..: I8		MDL.....: 0.21		
Barium	9.2 J	1.0	ug/L	SW846 6020	08/31-09/04/09	LJX311AF
		Dilution Factor: 1		Analysis Time..: 23:59	Analyst ID.....: 002260	
		Instrument ID..: I8		MDL.....: 0.052		
Beryllium	0.10 B	1.0	ug/L	SW846 6020	08/31-09/04/09	LJX311AG
		Dilution Factor: 1		Analysis Time..: 23:59	Analyst ID.....: 002260	
		Instrument ID..: I8		MDL.....: 0.037		
Cadmium	0.041 B	1.0	ug/L	SW846 6020	08/31-09/04/09	LJX311AH
		Dilution Factor: 1		Analysis Time..: 23:59	Analyst ID.....: 002260	
		Instrument ID..: I8		MDL.....: 0.027		
Cobalt	5.7	1.0	ug/L	SW846 6020	08/31-09/04/09	LJX311AJ
		Dilution Factor: 1		Analysis Time..: 23:59	Analyst ID.....: 002260	
		Instrument ID..: I8		MDL.....: 0.033		
Chromium	2.7 J	2.0	ug/L	SW846 6020	08/31-09/04/09	LJX311AX
		Dilution Factor: 1		Analysis Time..: 23:59	Analyst ID.....: 002260	
		Instrument ID..: I8		MDL.....: 0.066		
Copper	3.5 J	2.0	ug/L	SW846 6020	08/31-09/04/09	LJX311AK
		Dilution Factor: 1		Analysis Time..: 23:59	Analyst ID.....: 002260	
		Instrument ID..: I8		MDL.....: 0.064		
Iron	2950 J	50.0	ug/L	SW846 6020	08/31-09/04/09	LJX311AL
		Dilution Factor: 1		Analysis Time..: 23:59	Analyst ID.....: 002260	
		Instrument ID..: I8		MDL.....: 11.0		
Manganese	31.2 J	1.0	ug/L	SW846 6020	08/31-09/10/09	LJX311AN
		Dilution Factor: 1		Analysis Time..: 17:33	Analyst ID.....: 002260	
		Instrument ID..: I8		MDL.....: 0.14		

(Continued on next page)

Tetra Tech NUS, Inc

Client Sample ID: MSA-MW16D-082709

TOTAL Metals

Lot-Sample #...: A9H280119-001 Matrix.....: WG

PARAMETER	RESULT	REPORTING LIMIT	UNITS	METHOD	PREPARATION-ANALYSIS DATE	WORK ORDER #
Molybdenum	0.50 B	2.0	ug/L	SW846 6020	08/31-09/04/09	LJX311AP
		Dilution Factor: 1		Analysis Time..: 23:59	Analyst ID.....: 002260	
		Instrument ID..: I8		MDL.....: 0.20		
Nickel	8.1 J	2.0	ug/L	SW846 6020	08/31-09/04/09	LJX311AQ
		Dilution Factor: 1		Analysis Time..: 23:59	Analyst ID.....: 002260	
		Instrument ID..: I8		MDL.....: 0.10		
Lead	0.57 B,J	1.0	ug/L	SW846 6020	08/31-09/04/09	LJX311AM
		Dilution Factor: 1		Analysis Time..: 23:59	Analyst ID.....: 002260	
		Instrument ID..: I8		MDL.....: 0.034		
Antimony	0.096 B	2.0	ug/L	SW846 6020	08/31-09/04/09	LJX311AD
		Dilution Factor: 1		Analysis Time..: 23:59	Analyst ID.....: 002260	
		Instrument ID..: I8		MDL.....: 0.055		
Selenium	0.19 B	5.0	ug/L	SW846 6020	08/31-09/04/09	LJX311AR
		Dilution Factor: 1		Analysis Time..: 23:59	Analyst ID.....: 002260	
		Instrument ID..: I8		MDL.....: 0.14		
Thallium	0.15 B	1.0	ug/L	SW846 6020	08/31-09/04/09	LJX311AU
		Dilution Factor: 1		Analysis Time..: 23:59	Analyst ID.....: 002260	
		Instrument ID..: I8		MDL.....: 0.12		
Vanadium	3.5 B	20.0	ug/L	SW846 6020	08/31-09/04/09	LJX311AV
		Dilution Factor: 1		Analysis Time..: 23:59	Analyst ID.....: 002260	
		Instrument ID..: I8		MDL.....: 0.60		
Zinc	15.7 B,J	20.0	ug/L	SW846 6020	08/31-09/04/09	LJX311AW
		Dilution Factor: 1		Analysis Time..: 23:59	Analyst ID.....: 002260	
		Instrument ID..: I8		MDL.....: 0.85		
Mercury	ND	0.20	ug/L	SW846 7470A	08/31-09/01/09	LJX311A0
		Dilution Factor: 1		Analysis Time..: 14:08	Analyst ID.....: 001576	
		Instrument ID..: H1		MDL.....: 0.10		

NOTE(S):

B Estimated result. Result is less than RL.

J Method blank contamination. The associated method blank contains the target analyte at a reportable level.

Tetra Tech NUS, Inc

Client Sample ID: MSA-MW16I-082609

TOTAL Metals

Lot-Sample #...: A9H270136-005 Matrix.....: WG
Date Sampled...: 08/26/09 17:55 Date Received..: 08/27/09

PARAMETER	RESULT	REPORTING LIMIT	UNITS	METHOD	PREPARATION-ANALYSIS DATE	WORK ORDER #
Prep Batch #...: 9240019						
Silver	ND	1.0	ug/L	SW846 6020	08/28-09/04/09	LJVR21A5
		Dilution Factor: 1		Analysis Time..: 20:50	Analyst ID.....: 002260	
		Instrument ID..: I8		MDL.....: 0.033		
Arsenic	49.9	5.0	ug/L	SW846 6020	08/28-09/04/09	LJVR21AQ
		Dilution Factor: 1		Analysis Time..: 20:50	Analyst ID.....: 002260	
		Instrument ID..: I8		MDL.....: 0.21		
Barium	79.7 J	1.0	ug/L	SW846 6020	08/28-09/04/09	LJVR21AR
		Dilution Factor: 1		Analysis Time..: 20:50	Analyst ID.....: 002260	
		Instrument ID..: I8		MDL.....: 0.052		
Beryllium	0.67 B	1.0	ug/L	SW846 6020	08/28-09/04/09	LJVR21AT
		Dilution Factor: 1		Analysis Time..: 20:50	Analyst ID.....: 002260	
		Instrument ID..: I8		MDL.....: 0.037		
Cadmium	0.20 B	1.0	ug/L	SW846 6020	08/28-09/04/09	LJVR21AU
		Dilution Factor: 1		Analysis Time..: 20:50	Analyst ID.....: 002260	
		Instrument ID..: I8		MDL.....: 0.027		
Cobalt	21.0	1.0	ug/L	SW846 6020	08/28-09/04/09	LJVR21AV
		Dilution Factor: 1		Analysis Time..: 20:50	Analyst ID.....: 002260	
		Instrument ID..: I8		MDL.....: 0.033		
Chromium	3.0 J	2.0	ug/L	SW846 6020	08/28-09/04/09	LJVR21A9
		Dilution Factor: 1		Analysis Time..: 20:50	Analyst ID.....: 002260	
		Instrument ID..: I8		MDL.....: 0.066		
Copper	2.2 J	2.0	ug/L	SW846 6020	08/28-09/04/09	LJVR21AW
		Dilution Factor: 1		Analysis Time..: 20:50	Analyst ID.....: 002260	
		Instrument ID..: I8		MDL.....: 0.064		
Iron	18800 J	50.0	ug/L	SW846 6020	08/28-09/04/09	LJVR21AX
		Dilution Factor: 1		Analysis Time..: 20:50	Analyst ID.....: 002260	
		Instrument ID..: I8		MDL.....: 11.0		
Manganese	195 J	1.0	ug/L	SW846 6020	08/28-09/04/09	LJVR21A1
		Dilution Factor: 1		Analysis Time..: 20:50	Analyst ID.....: 002260	
		Instrument ID..: I8		MDL.....: 0.14		

(Continued on next page)

Tetra Tech NUS, Inc

Client Sample ID: MSA-MW16I-082609

TOTAL Metals

Lot-Sample #...: A9H270136-005 Matrix.....: WG

PARAMETER	RESULT	REPORTING LIMIT	UNITS	METHOD	PREPARATION-ANALYSIS DATE	WORK ORDER #
Molybdenum	3.0	2.0	ug/L	SW846 6020	08/28-09/04/09	LJVR21A2
		Dilution Factor: 1		Analysis Time..: 20:50	Analyst ID.....: 002260	
		Instrument ID..: I8		MDL.....: 0.20		
Nickel	31.2	2.0	ug/L	SW846 6020	08/28-09/04/09	LJVR21A3
		Dilution Factor: 1		Analysis Time..: 20:50	Analyst ID.....: 002260	
		Instrument ID..: I8		MDL.....: 0.10		
Lead	7.3 J	1.0	ug/L	SW846 6020	08/28-09/04/09	LJVR21A0
		Dilution Factor: 1		Analysis Time..: 20:50	Analyst ID.....: 002260	
		Instrument ID..: I8		MDL.....: 0.034		
Antimony	0.33 B	2.0	ug/L	SW846 6020	08/28-09/04/09	LJVR21AP
		Dilution Factor: 1		Analysis Time..: 20:50	Analyst ID.....: 002260	
		Instrument ID..: I8		MDL.....: 0.055		
Selenium	0.78 B	5.0	ug/L	SW846 6020	08/28-09/04/09	LJVR21A4
		Dilution Factor: 1		Analysis Time..: 20:50	Analyst ID.....: 002260	
		Instrument ID..: I8		MDL.....: 0.14		
Thallium	ND	1.0	ug/L	SW846 6020	08/28-09/04/09	LJVR21A6
		Dilution Factor: 1		Analysis Time..: 20:50	Analyst ID.....: 002260	
		Instrument ID..: I8		MDL.....: 0.12		
Vanadium	3.4 B	20.0	ug/L	SW846 6020	08/28-09/04/09	LJVR21A7
		Dilution Factor: 1		Analysis Time..: 20:50	Analyst ID.....: 002260	
		Instrument ID..: I8		MDL.....: 0.60		
Zinc	43.6 J	20.0	ug/L	SW846 6020	08/28-09/04/09	LJVR21A8
		Dilution Factor: 1		Analysis Time..: 20:50	Analyst ID.....: 002260	
		Instrument ID..: I8		MDL.....: 0.85		
Mercury	ND	0.20	ug/L	SW846 7470A	08/28/09	LJVR21AA
		Dilution Factor: 1		Analysis Time..: 16:50	Analyst ID.....: 001576	
		Instrument ID..: H1		MDL.....: 0.10		

NOTE(S):

J Method blank contamination. The associated method blank contains the target analyte at a reportable level.

B Estimated result. Result is less than RL.

Tetra Tech NUS, Inc

Client Sample ID: MSA-MW16S-082609

TOTAL Metals

Lot-Sample #...: A9H270136-004 Matrix.....: WG
Date Sampled...: 08/26/09 14:20 Date Received..: 08/27/09

PARAMETER	RESULT	REPORTING LIMIT	UNITS	METHOD	PREPARATION-ANALYSIS DATE	WORK ORDER #
Prep Batch #...: 9240019						
Silver	ND	1.0	ug/L	SW846 6020	08/28-09/04/09	LJVR11AG
		Dilution Factor: 1		Analysis Time..: 20:46	Analyst ID.....: 002260	
		Instrument ID..: I8		MDL.....: 0.033		
Arsenic	**3.3 B**	**5.0**	**ug/L**	**SW846 6020**	**08/28-09/04/09**	**LJVR11A3**
		Dilution Factor: 1		Analysis Time..: 20:46	Analyst ID.....: 002260	
		Instrument ID..: I8		MDL.....: 0.21		
Barium	**50.6 J**	**1.0**	**ug/L**	**SW846 6020**	**08/28-09/04/09**	**LJVR11A4**
		Dilution Factor: 1		Analysis Time..: 20:46	Analyst ID.....: 002260	
		Instrument ID..: I8		MDL.....: 0.052		
Beryllium	**2.8**	**1.0**	**ug/L**	**SW846 6020**	**08/28-09/04/09**	**LJVR11A5**
		Dilution Factor: 1		Analysis Time..: 20:46	Analyst ID.....: 002260	
		Instrument ID..: I8		MDL.....: 0.037		
Cadmium	ND	1.0	ug/L	SW846 6020	08/28-09/04/09	LJVR11A6
		Dilution Factor: 1		Analysis Time..: 20:46	Analyst ID.....: 002260	
		Instrument ID..: I8		MDL.....: 0.027		
Cobalt	**21.7**	**1.0**	**ug/L**	**SW846 6020**	**08/28-09/04/09**	**LJVR11A7**
		Dilution Factor: 1		Analysis Time..: 20:46	Analyst ID.....: 002260	
		Instrument ID..: I8		MDL.....: 0.033		
Chromium	**11.3 J**	**2.0**	**ug/L**	**SW846 6020**	**08/28-09/04/09**	**LJVR11AL**
		Dilution Factor: 1		Analysis Time..: 20:46	Analyst ID.....: 002260	
		Instrument ID..: I8		MDL.....: 0.066		
Copper	**0.25 B,J**	**2.0**	**ug/L**	**SW846 6020**	**08/28-09/04/09**	**LJVR11A8**
		Dilution Factor: 1		Analysis Time..: 20:46	Analyst ID.....: 002260	
		Instrument ID..: I8		MDL.....: 0.064		
Iron	**33400 J**	**50.0**	**ug/L**	**SW846 6020**	**08/28-09/04/09**	**LJVR11A9**
		Dilution Factor: 1		Analysis Time..: 20:46	Analyst ID.....: 002260	
		Instrument ID..: I8		MDL.....: 11.0		
Manganese	**1660 J**	**1.0**	**ug/L**	**SW846 6020**	**08/28-09/04/09**	**LJVR11AC**
		Dilution Factor: 1		Analysis Time..: 20:46	Analyst ID.....: 002260	
		Instrument ID..: I8		MDL.....: 0.14		

(Continued on next page)

Tetra Tech NUS, Inc

Client Sample ID: MSA-MW16S-082609

TOTAL Metals

Lot-Sample #...: A9H270136-004 Matrix.....: WG

PARAMETER	RESULT	REPORTING LIMIT	UNITS	METHOD	PREPARATION-ANALYSIS DATE	WORK ORDER #
Molybdenum	0.27 B	2.0	ug/L	SW846 6020	08/28-09/04/09	LJVR11AD
		Dilution Factor: 1		Analysis Time..: 20:46	Analyst ID.....: 002260	
		Instrument ID..: I8		MDL.....: 0.20		
Nickel	31.9	2.0	ug/L	SW846 6020	08/28-09/04/09	LJVR11AE
		Dilution Factor: 1		Analysis Time..: 20:46	Analyst ID.....: 002260	
		Instrument ID..: I8		MDL.....: 0.10		
Lead	0.13 B,J	1.0	ug/L	SW846 6020	08/28-09/04/09	LJVR11AA
		Dilution Factor: 1		Analysis Time..: 20:46	Analyst ID.....: 002260	
		Instrument ID..: I8		MDL.....: 0.034		
Antimony	ND	2.0	ug/L	SW846 6020	08/28-09/04/09	LJVR11A2
		Dilution Factor: 1		Analysis Time..: 20:46	Analyst ID.....: 002260	
		Instrument ID..: I8		MDL.....: 0.055		
Selenium	1.8 B	5.0	ug/L	SW846 6020	08/28-09/04/09	LJVR11AF
		Dilution Factor: 1		Analysis Time..: 20:46	Analyst ID.....: 002260	
		Instrument ID..: I8		MDL.....: 0.14		
Thallium	ND	1.0	ug/L	SW846 6020	08/28-09/04/09	LJVR11AH
		Dilution Factor: 1		Analysis Time..: 20:46	Analyst ID.....: 002260	
		Instrument ID..: I8		MDL.....: 0.12		
Vanadium	17.7 B	20.0	ug/L	SW846 6020	08/28-09/04/09	LJVR11AJ
		Dilution Factor: 1		Analysis Time..: 20:46	Analyst ID.....: 002260	
		Instrument ID..: I8		MDL.....: 0.60		
Zinc	171 J	20.0	ug/L	SW846 6020	08/28-09/04/09	LJVR11AK
		Dilution Factor: 1		Analysis Time..: 20:46	Analyst ID.....: 002260	
		Instrument ID..: I8		MDL.....: 0.85		
Mercury	ND	0.20	ug/L	SW846 7470A	08/28-09/01/09	LJVR11AM
		Dilution Factor: 1		Analysis Time..: 14:23	Analyst ID.....: 001576	
		Instrument ID..: H4		MDL.....: 0.10		

NOTE(S):

B Estimated result. Result is less than RL.

J Method blank contamination. The associated method blank contains the target analyte at a reportable level.

Tetra Tech NUS, Inc

Client Sample ID: MSA-MW17I-082809

TOTAL Metals

Lot-Sample #...: A9H290107-001 Matrix.....: WG
Date Sampled...: 08/28/09 11:15 Date Received..: 08/29/09

PARAMETER	RESULT	REPORTING LIMIT	UNITS	METHOD	PREPARATION-ANALYSIS DATE	WORK ORDER #
Prep Batch #...: 9243019						
Silver	ND	1.0	ug/L	SW846 6020	08/31-09/05/09	LJ1771AT
		Dilution Factor: 1		Analysis Time..: 00:25	Analyst ID.....: 002260	
		Instrument ID..: I8		MDL.....: 0.033		
Arsenic	**10.6**	**5.0**	**ug/L**	**SW846 6020**	**08/31-09/05/09**	**LJ1771AE**
		Dilution Factor: 1		Analysis Time..: 00:25	Analyst ID.....: 002260	
		Instrument ID..: I8		MDL.....: 0.21		
Barium	**14.9 J**	**1.0**	**ug/L**	**SW846 6020**	**08/31-09/05/09**	**LJ1771AF**
		Dilution Factor: 1		Analysis Time..: 00:25	Analyst ID.....: 002260	
		Instrument ID..: I8		MDL.....: 0.052		
Beryllium	ND	1.0	ug/L	SW846 6020	08/31-09/05/09	LJ1771AG
		Dilution Factor: 1		Analysis Time..: 00:25	Analyst ID.....: 002260	
		Instrument ID..: I8		MDL.....: 0.037		
Cadmium	ND	1.0	ug/L	SW846 6020	08/31-09/05/09	LJ1771AH
		Dilution Factor: 1		Analysis Time..: 00:25	Analyst ID.....: 002260	
		Instrument ID..: I8		MDL.....: 0.027		
Cobalt	**9.1**	**1.0**	**ug/L**	**SW846 6020**	**08/31-09/05/09**	**LJ1771AJ**
		Dilution Factor: 1		Analysis Time..: 00:25	Analyst ID.....: 002260	
		Instrument ID..: I8		MDL.....: 0.033		
Chromium	**0.75 B,J**	**2.0**	**ug/L**	**SW846 6020**	**08/31-09/05/09**	**LJ1771AX**
		Dilution Factor: 1		Analysis Time..: 00:25	Analyst ID.....: 002260	
		Instrument ID..: I8		MDL.....: 0.066		
Copper	**1.3 B,J**	**2.0**	**ug/L**	**SW846 6020**	**08/31-09/05/09**	**LJ1771AK**
		Dilution Factor: 1		Analysis Time..: 00:25	Analyst ID.....: 002260	
		Instrument ID..: I8		MDL.....: 0.064		
Iron	**11300 J**	**50.0**	**ug/L**	**SW846 6020**	**08/31-09/05/09**	**LJ1771AL**
		Dilution Factor: 1		Analysis Time..: 00:25	Analyst ID.....: 002260	
		Instrument ID..: I8		MDL.....: 11.0		
Manganese	**79.5 J**	**1.0**	**ug/L**	**SW846 6020**	**08/31-09/10/09**	**LJ1771AN**
		Dilution Factor: 1		Analysis Time..: 18:09	Analyst ID.....: 002260	
		Instrument ID..: I8		MDL.....: 0.14		

(Continued on next page)

Tetra Tech NUS, Inc

Client Sample ID: MSA-MW17I-082809

TOTAL Metals

Lot-Sample #...: A9H290107-001 Matrix.....: WG

PARAMETER	RESULT	REPORTING LIMIT	UNITS	METHOD	PREPARATION-ANALYSIS DATE	WORK ORDER #
Molybdenum	0.26 B	2.0	ug/L	SW846 6020	08/31-09/05/09	LJ1771AP
		Dilution Factor: 1		Analysis Time..: 00:25	Analyst ID.....: 002260	
		Instrument ID..: I8		MDL.....: 0.20		
Nickel	9.5 J	2.0	ug/L	SW846 6020	08/31-09/05/09	LJ1771AQ
		Dilution Factor: 1		Analysis Time..: 00:25	Analyst ID.....: 002260	
		Instrument ID..: I8		MDL.....: 0.10		
Lead	0.82 B,J	1.0	ug/L	SW846 6020	08/31-09/05/09	LJ1771AM
		Dilution Factor: 1		Analysis Time..: 00:25	Analyst ID.....: 002260	
		Instrument ID..: I8		MDL.....: 0.034		
Antimony	ND	2.0	ug/L	SW846 6020	08/31-09/05/09	LJ1771AD
		Dilution Factor: 1		Analysis Time..: 00:25	Analyst ID.....: 002260	
		Instrument ID..: I8		MDL.....: 0.055		
Selenium	ND	5.0	ug/L	SW846 6020	08/31-09/05/09	LJ1771AR
		Dilution Factor: 1		Analysis Time..: 00:25	Analyst ID.....: 002260	
		Instrument ID..: I8		MDL.....: 0.14		
Thallium	ND	1.0	ug/L	SW846 6020	08/31-09/05/09	LJ1771AU
		Dilution Factor: 1		Analysis Time..: 00:25	Analyst ID.....: 002260	
		Instrument ID..: I8		MDL.....: 0.12		
Vanadium	ND	20.0	ug/L	SW846 6020	08/31-09/05/09	LJ1771AV
		Dilution Factor: 1		Analysis Time..: 00:25	Analyst ID.....: 002260	
		Instrument ID..: I8		MDL.....: 0.60		
Zinc	19.7 B,J	20.0	ug/L	SW846 6020	08/31-09/05/09	LJ1771AW
		Dilution Factor: 1		Analysis Time..: 00:25	Analyst ID.....: 002260	
		Instrument ID..: I8		MDL.....: 0.85		
Mercury	ND	0.20	ug/L	SW846 7470A	08/31-09/01/09	LJ1771A0
		Dilution Factor: 1		Analysis Time..: 13:50	Analyst ID.....: 001576	
		Instrument ID..: H1		MDL.....: 0.10		

NOTE(S):

J Method blank contamination. The associated method blank contains the target analyte at a reportable level.

B Estimated result. Result is less than RL.

Tetra Tech NUS, Inc

Client Sample ID: MSA-MW17S-082809

TOTAL Metals

Lot-Sample #...: A9H290107-002 Matrix.....: WG
Date Sampled...: 08/28/09 09:40 Date Received..: 08/29/09

PARAMETER	RESULT	REPORTING LIMIT	UNITS	METHOD	PREPARATION-ANALYSIS DATE	WORK ORDER #
Prep Batch #...: 9243019						
Silver	ND	1.0	ug/L	SW846 6020	08/31-09/05/09	LJ1791A5
		Dilution Factor: 1		Analysis Time..: 00:43	Analyst ID.....: 002260	
		Instrument ID..: I8		MDL.....: 0.033		
Arsenic	7.2	**5.0**	**ug/L**	**SW846 6020**	**08/31-09/05/09**	**LJ1791AQ**
		Dilution Factor: 1		Analysis Time..: 00:43	Analyst ID.....: 002260	
		Instrument ID..: I8		MDL.....: 0.21		
Barium	67.7 J	**1.0**	**ug/L**	**SW846 6020**	**08/31-09/05/09**	**LJ1791AR**
		Dilution Factor: 1		Analysis Time..: 00:43	Analyst ID.....: 002260	
		Instrument ID..: I8		MDL.....: 0.052		
Beryllium	ND	1.0	ug/L	SW846 6020	08/31-09/05/09	LJ1791AT
		Dilution Factor: 1		Analysis Time..: 00:43	Analyst ID.....: 002260	
		Instrument ID..: I8		MDL.....: 0.037		
Cadmium	ND	1.0	ug/L	SW846 6020	08/31-09/05/09	LJ1791AU
		Dilution Factor: 1		Analysis Time..: 00:43	Analyst ID.....: 002260	
		Instrument ID..: I8		MDL.....: 0.027		
Cobalt	0.52 B	**1.0**	**ug/L**	**SW846 6020**	**08/31-09/05/09**	**LJ1791AV**
		Dilution Factor: 1		Analysis Time..: 00:43	Analyst ID.....: 002260	
		Instrument ID..: I8		MDL.....: 0.033		
Chromium	1.2 B,J	**2.0**	**ug/L**	**SW846 6020**	**08/31-09/05/09**	**LJ1791A9**
		Dilution Factor: 1		Analysis Time..: 00:43	Analyst ID.....: 002260	
		Instrument ID..: I8		MDL.....: 0.066		
Copper	2.6 J	**2.0**	**ug/L**	**SW846 6020**	**08/31-09/05/09**	**LJ1791AW**
		Dilution Factor: 1		Analysis Time..: 00:43	Analyst ID.....: 002260	
		Instrument ID..: I8		MDL.....: 0.064		
Iron	41600 J	**50.0**	**ug/L**	**SW846 6020**	**08/31-09/05/09**	**LJ1791AX**
		Dilution Factor: 1		Analysis Time..: 00:43	Analyst ID.....: 002260	
		Instrument ID..: I8		MDL.....: 11.0		
Manganese	907 J	**1.0**	**ug/L**	**SW846 6020**	**08/31-09/10/09**	**LJ1791A1**
		Dilution Factor: 1		Analysis Time..: 18:17	Analyst ID.....: 002260	
		Instrument ID..: I8		MDL.....: 0.14		

(Continued on next page)

Tetra Tech NUS, Inc

Client Sample ID: MSA-MW17S-082809

TOTAL Metals

Lot-Sample #...: A9H290107-002 Matrix.....: WG

PARAMETER	RESULT	REPORTING LIMIT	UNITS	METHOD	PREPARATION-ANALYSIS DATE	WORK ORDER #
Molybdenum	**0.91 B**	**2.0**	**ug/L**	**SW846 6020**	**08/31-09/05/09**	**LJ1791A2**
		Dilution Factor: 1		Analysis Time..: 00:43	Analyst ID.....: 002260	
		Instrument ID..: I8		MDL.....: 0.20		
Nickel	**0.20 B,J**	**2.0**	**ug/L**	**SW846 6020**	**08/31-09/05/09**	**LJ1791A3**
		Dilution Factor: 1		Analysis Time..: 00:43	Analyst ID.....: 002260	
		Instrument ID..: I8		MDL.....: 0.10		
Lead	**0.34 B,J**	**1.0**	**ug/L**	**SW846 6020**	**08/31-09/05/09**	**LJ1791A0**
		Dilution Factor: 1		Analysis Time..: 00:43	Analyst ID.....: 002260	
		Instrument ID..: I8		MDL.....: 0.034		
Antimony	ND	2.0	ug/L	SW846 6020	08/31-09/05/09	LJ1791AP
		Dilution Factor: 1		Analysis Time..: 00:43	Analyst ID.....: 002260	
		Instrument ID..: I8		MDL.....: 0.055		
Selenium	ND	5.0	ug/L	SW846 6020	08/31-09/05/09	LJ1791A4
		Dilution Factor: 1		Analysis Time..: 00:43	Analyst ID.....: 002260	
		Instrument ID..: I8		MDL.....: 0.14		
Thallium	ND	1.0	ug/L	SW846 6020	08/31-09/05/09	LJ1791A6
		Dilution Factor: 1		Analysis Time..: 00:43	Analyst ID.....: 002260	
		Instrument ID..: I8		MDL.....: 0.12		
Vanadium	**1.2 B**	**20.0**	**ug/L**	**SW846 6020**	**08/31-09/05/09**	**LJ1791A7**
		Dilution Factor: 1		Analysis Time..: 00:43	Analyst ID.....: 002260	
		Instrument ID..: I8		MDL.....: 0.60		
Zinc	**10.3 B,J**	**20.0**	**ug/L**	**SW846 6020**	**08/31-09/05/09**	**LJ1791A8**
		Dilution Factor: 1		Analysis Time..: 00:43	Analyst ID.....: 002260	
		Instrument ID..: I8		MDL.....: 0.85		
Mercury	ND	0.20	ug/L	SW846 7470A	08/31-09/01/09	LJ1791AA
		Dilution Factor: 1		Analysis Time..: 14:03	Analyst ID.....: 001576	
		Instrument ID..: H1		MDL.....: 0.10		

NOTE(S):

J Method blank contamination. The associated method blank contains the target analyte at a reportable level.

B Estimated result. Result is less than RL.

Tetra Tech NUS, Inc

Client Sample ID: MSA-MW20D-082709

TOTAL Metals

Lot-Sample #...: A9H280119-003 Matrix.....: WG
Date Sampled...: 08/27/09 13:30 Date Received..: 08/28/09

PARAMETER	RESULT	REPORTING LIMIT	UNITS	METHOD	PREPARATION-ANALYSIS DATE	WORK ORDER #
Prep Batch #...: 9243019						
Silver	ND	1.0	ug/L	SW846 6020	08/31-09/05/09	LJX4Q1A5
		Dilution Factor: 1		Analysis Time..: 00:16	Analyst ID.....: 002260	
		Instrument ID..: I8		MDL.....: 0.033		
Arsenic	ND	5.0	ug/L	SW846 6020	08/31-09/05/09	LJX4Q1AQ
		Dilution Factor: 1		Analysis Time..: 00:16	Analyst ID.....: 002260	
		Instrument ID..: I8		MDL.....: 0.21		
Barium	**138 J**	**1.0**	**ug/L**	**SW846 6020**	**08/31-09/05/09**	**LJX4Q1AR**
		Dilution Factor: 1		Analysis Time..: 00:16	Analyst ID.....: 002260	
		Instrument ID..: I8		MDL.....: 0.052		
Beryllium	**0.89 B**	**1.0**	**ug/L**	**SW846 6020**	**08/31-09/05/09**	**LJX4Q1AT**
		Dilution Factor: 1		Analysis Time..: 00:16	Analyst ID.....: 002260	
		Instrument ID..: I8		MDL.....: 0.037		
Cadmium	**0.43 B**	**1.0**	**ug/L**	**SW846 6020**	**08/31-09/05/09**	**LJX4Q1AU**
		Dilution Factor: 1		Analysis Time..: 00:16	Analyst ID.....: 002260	
		Instrument ID..: I8		MDL.....: 0.027		
Cobalt	**76.0**	**1.0**	**ug/L**	**SW846 6020**	**08/31-09/05/09**	**LJX4Q1AV**
		Dilution Factor: 1		Analysis Time..: 00:16	Analyst ID.....: 002260	
		Instrument ID..: I8		MDL.....: 0.033		
Chromium	**3.6 J**	**2.0**	**ug/L**	**SW846 6020**	**08/31-09/05/09**	**LJX4Q1A9**
		Dilution Factor: 1		Analysis Time..: 00:16	Analyst ID.....: 002260	
		Instrument ID..: I8		MDL.....: 0.066		
Copper	**0.81 B,J**	**2.0**	**ug/L**	**SW846 6020**	**08/31-09/05/09**	**LJX4Q1AW**
		Dilution Factor: 1		Analysis Time..: 00:16	Analyst ID.....: 002260	
		Instrument ID..: I8		MDL.....: 0.064		
Iron	**937 J**	**50.0**	**ug/L**	**SW846 6020**	**08/31-09/05/09**	**LJX4Q1AX**
		Dilution Factor: 1		Analysis Time..: 00:16	Analyst ID.....: 002260	
		Instrument ID..: I8		MDL.....: 11.0		
Manganese	**1140 J**	**1.0**	**ug/L**	**SW846 6020**	**08/31-09/10/09**	**LJX4Q1A1**
		Dilution Factor: 1		Analysis Time..: 18:00	Analyst ID.....: 002260	
		Instrument ID..: I8		MDL.....: 0.14		

(Continued on next page)

Tetra Tech NUS, Inc

Client Sample ID: MSA-MW20D-082709

TOTAL Metals

Lot-Sample #...: A9H280119-003 Matrix.....: WG

PARAMETER	RESULT	REPORTING LIMIT	UNITS	METHOD	PREPARATION-ANALYSIS DATE	WORK ORDER #
Molybdenum	ND	2.0	ug/L	SW846 6020	08/31-09/05/09	LJX4Q1A2
		Dilution Factor: 1		Analysis Time..: 00:16	Analyst ID.....: 002260	
		Instrument ID..: I8		MDL.....: 0.20		
Nickel	55.7 J	2.0	ug/L	SW846 6020	08/31-09/05/09	LJX4Q1A3
		Dilution Factor: 1		Analysis Time..: 00:16	Analyst ID.....: 002260	
		Instrument ID..: I8		MDL.....: 0.10		
Lead	0.079 B,J	1.0	ug/L	SW846 6020	08/31-09/05/09	LJX4Q1A0
		Dilution Factor: 1		Analysis Time..: 00:16	Analyst ID.....: 002260	
		Instrument ID..: I8		MDL.....: 0.034		
Antimony	ND	2.0	ug/L	SW846 6020	08/31-09/05/09	LJX4Q1AP
		Dilution Factor: 1		Analysis Time..: 00:16	Analyst ID.....: 002260	
		Instrument ID..: I8		MDL.....: 0.055		
Selenium	0.45 B	5.0	ug/L	SW846 6020	08/31-09/05/09	LJX4Q1A4
		Dilution Factor: 1		Analysis Time..: 00:16	Analyst ID.....: 002260	
		Instrument ID..: I8		MDL.....: 0.14		
Thallium	ND	1.0	ug/L	SW846 6020	08/31-09/05/09	LJX4Q1A6
		Dilution Factor: 1		Analysis Time..: 00:16	Analyst ID.....: 002260	
		Instrument ID..: I8		MDL.....: 0.12		
Vanadium	ND	20.0	ug/L	SW846 6020	08/31-09/05/09	LJX4Q1A7
		Dilution Factor: 1		Analysis Time..: 00:16	Analyst ID.....: 002260	
		Instrument ID..: I8		MDL.....: 0.60		
Zinc	163 J	20.0	ug/L	SW846 6020	08/31-09/05/09	LJX4Q1A8
		Dilution Factor: 1		Analysis Time..: 00:16	Analyst ID.....: 002260	
		Instrument ID..: I8		MDL.....: 0.85		
Mercury	ND	0.20	ug/L	SW846 7470A	08/31-09/01/09	LJX4Q1AA
		Dilution Factor: 1		Analysis Time..: 13:57	Analyst ID.....: 001576	
		Instrument ID..: H1		MDL.....: 0.10		

NOTE(S):

J Method blank contamination. The associated method blank contains the target analyte at a reportable level.

B Estimated result. Result is less than RL.

Tetra Tech NUS, Inc

Client Sample ID: MSA-MW20I-082709

TOTAL Metals

Lot-Sample #...: A9H280119-002 Matrix.....: WG
Date Sampled...: 08/27/09 11:10 Date Received..: 08/28/09

PARAMETER	RESULT	REPORTING LIMIT	UNITS	METHOD	PREPARATION-ANALYSIS DATE	WORK ORDER #
Prep Batch #...: 9243019						
Silver	ND	1.0	ug/L	SW846 6020	08/31-09/05/09	LJX4P1A5
		Dilution Factor: 1		Analysis Time..: 00:08	Analyst ID.....: 002260	
		Instrument ID..: I8		MDL.....: 0.033		
Arsenic	2.9 B	5.0	ug/L	SW846 6020	08/31-09/05/09	LJX4P1AQ
		Dilution Factor: 1		Analysis Time..: 00:08	Analyst ID.....: 002260	
		Instrument ID..: I8		MDL.....: 0.21		
Barium	21.5 J	1.0	ug/L	SW846 6020	08/31-09/05/09	LJX4P1AR
		Dilution Factor: 1		Analysis Time..: 00:08	Analyst ID.....: 002260	
		Instrument ID..: I8		MDL.....: 0.052		
Beryllium	0.043 B	1.0	ug/L	SW846 6020	08/31-09/05/09	LJX4P1AT
		Dilution Factor: 1		Analysis Time..: 00:08	Analyst ID.....: 002260	
		Instrument ID..: I8		MDL.....: 0.037		
Cadmium	0.063 B	1.0	ug/L	SW846 6020	08/31-09/05/09	LJX4P1AU
		Dilution Factor: 1		Analysis Time..: 00:08	Analyst ID.....: 002260	
		Instrument ID..: I8		MDL.....: 0.027		
Cobalt	13.0	1.0	ug/L	SW846 6020	08/31-09/05/09	LJX4P1AV
		Dilution Factor: 1		Analysis Time..: 00:08	Analyst ID.....: 002260	
		Instrument ID..: I8		MDL.....: 0.033		
Chromium	2.4 J	2.0	ug/L	SW846 6020	08/31-09/05/09	LJX4P1A9
		Dilution Factor: 1		Analysis Time..: 00:08	Analyst ID.....: 002260	
		Instrument ID..: I8		MDL.....: 0.066		
Copper	2.5 J	2.0	ug/L	SW846 6020	08/31-09/05/09	LJX4P1AW
		Dilution Factor: 1		Analysis Time..: 00:08	Analyst ID.....: 002260	
		Instrument ID..: I8		MDL.....: 0.064		
Iron	40500 J	50.0	ug/L	SW846 6020	08/31-09/05/09	LJX4P1AX
		Dilution Factor: 1		Analysis Time..: 00:08	Analyst ID.....: 002260	
		Instrument ID..: I8		MDL.....: 11.0		
Manganese	1900 J	1.0	ug/L	SW846 6020	08/31-09/10/09	LJX4P1A1
		Dilution Factor: 1		Analysis Time..: 17:42	Analyst ID.....: 002260	
		Instrument ID..: I8		MDL.....: 0.14		

(Continued on next page)

Tetra Tech NUS, Inc

Client Sample ID: MSA-MW20I-082709

TOTAL Metals

Lot-Sample #...: A9H280119-002 Matrix.....: WG

PARAMETER	RESULT	REPORTING LIMIT	UNITS	METHOD	PREPARATION-ANALYSIS DATE	WORK ORDER #
Molybdenum	0.51 B	2.0	ug/L	SW846 6020	08/31-09/05/09	LJX4P1A2
		Dilution Factor: 1		Analysis Time..: 00:08	Analyst ID.....: 002260	
		Instrument ID..: I8		MDL.....: 0.20		
Nickel	4.1 J	2.0	ug/L	SW846 6020	08/31-09/05/09	LJX4P1A3
		Dilution Factor: 1		Analysis Time..: 00:08	Analyst ID.....: 002260	
		Instrument ID..: I8		MDL.....: 0.10		
Lead	2.9 J	1.0	ug/L	SW846 6020	08/31-09/05/09	LJX4P1A0
		Dilution Factor: 1		Analysis Time..: 00:08	Analyst ID.....: 002260	
		Instrument ID..: I8		MDL.....: 0.034		
Antimony	0.18 B	2.0	ug/L	SW846 6020	08/31-09/05/09	LJX4P1AP
		Dilution Factor: 1		Analysis Time..: 00:08	Analyst ID.....: 002260	
		Instrument ID..: I8		MDL.....: 0.055		
Selenium	0.18 B	5.0	ug/L	SW846 6020	08/31-09/05/09	LJX4P1A4
		Dilution Factor: 1		Analysis Time..: 00:08	Analyst ID.....: 002260	
		Instrument ID..: I8		MDL.....: 0.14		
Thallium	ND	1.0	ug/L	SW846 6020	08/31-09/05/09	LJX4P1A6
		Dilution Factor: 1		Analysis Time..: 00:08	Analyst ID.....: 002260	
		Instrument ID..: I8		MDL.....: 0.12		
Vanadium	1.4 B	20.0	ug/L	SW846 6020	08/31-09/05/09	LJX4P1A7
		Dilution Factor: 1		Analysis Time..: 00:08	Analyst ID.....: 002260	
		Instrument ID..: I8		MDL.....: 0.60		
Zinc	15.0 B,J	20.0	ug/L	SW846 6020	08/31-09/05/09	LJX4P1A8
		Dilution Factor: 1		Analysis Time..: 00:08	Analyst ID.....: 002260	
		Instrument ID..: I8		MDL.....: 0.85		
Mercury	ND	0.20	ug/L	SW846 7470A	08/31-09/01/09	LJX4P1AA
		Dilution Factor: 1		Analysis Time..: 14:01	Analyst ID.....: 001576	
		Instrument ID..: H1		MDL.....: 0.10		

NOTE(S):

B Estimated result. Result is less than RL.

J Method blank contamination. The associated method blank contains the target analyte at a reportable level.

Tetra Tech NUS, Inc

Client Sample ID: MSA-MW20S-082609

TOTAL Metals

Lot-Sample #...: A9H270136-002 Matrix.....: WG
Date Sampled...: 08/26/09 15:24 Date Received..: 08/27/09

PARAMETER	RESULT	REPORTING LIMIT	UNITS	METHOD	PREPARATION-ANALYSIS DATE	WORK ORDER #
Prep Batch #...: 9240019						
Silver	ND	1.0	ug/L	SW846 6020	08/28-09/04/09	LJVRW1A5
		Dilution Factor: 1		Analysis Time..: 20:25	Analyst ID.....: 002260	
		Instrument ID..: I8		MDL.....: 0.033		
Arsenic	9.1	5.0	ug/L	SW846 6020	08/28-09/04/09	LJVRW1AQ
		Dilution Factor: 1		Analysis Time..: 20:25	Analyst ID.....: 002260	
		Instrument ID..: I8		MDL.....: 0.21		
Barium	21.5 J	1.0	ug/L	SW846 6020	08/28-09/04/09	LJVRW1AR
		Dilution Factor: 1		Analysis Time..: 20:25	Analyst ID.....: 002260	
		Instrument ID..: I8		MDL.....: 0.052		
Beryllium	0.65 B	1.0	ug/L	SW846 6020	08/28-09/04/09	LJVRW1AT
		Dilution Factor: 1		Analysis Time..: 20:25	Analyst ID.....: 002260	
		Instrument ID..: I8		MDL.....: 0.037		
Cadmium	0.033 B	1.0	ug/L	SW846 6020	08/28-09/04/09	LJVRW1AU
		Dilution Factor: 1		Analysis Time..: 20:25	Analyst ID.....: 002260	
		Instrument ID..: I8		MDL.....: 0.027		
Cobalt	3.4	1.0	ug/L	SW846 6020	08/28-09/04/09	LJVRW1AV
		Dilution Factor: 1		Analysis Time..: 20:25	Analyst ID.....: 002260	
		Instrument ID..: I8		MDL.....: 0.033		
Chromium	2.5 J	2.0	ug/L	SW846 6020	08/28-09/04/09	LJVRW1A9
		Dilution Factor: 1		Analysis Time..: 20:25	Analyst ID.....: 002260	
		Instrument ID..: I8		MDL.....: 0.066		
Copper	0.47 B,J	2.0	ug/L	SW846 6020	08/28-09/04/09	LJVRW1AW
		Dilution Factor: 1		Analysis Time..: 20:25	Analyst ID.....: 002260	
		Instrument ID..: I8		MDL.....: 0.064		
Iron	137000 J	50.0	ug/L	SW846 6020	08/28-09/04/09	LJVRW1AX
		Dilution Factor: 1		Analysis Time..: 20:25	Analyst ID.....: 002260	
		Instrument ID..: I8		MDL.....: 11.0		
Manganese	4300 J	1.0	ug/L	SW846 6020	08/28-09/04/09	LJVRW1A1
		Dilution Factor: 1		Analysis Time..: 20:25	Analyst ID.....: 002260	
		Instrument ID..: I8		MDL.....: 0.14		

(Continued on next page)

Tetra Tech NUS, Inc

Client Sample ID: MSA-MW20S-082609

TOTAL Metals

Lot-Sample #...: A9H270136-002 Matrix.....: WG

PARAMETER	RESULT	REPORTING LIMIT	UNITS	METHOD	PREPARATION-ANALYSIS DATE	WORK ORDER #
Molybdenum	0.54 B	2.0	ug/L	SW846 6020	08/28-09/04/09	LJVRW1A2
		Dilution Factor: 1		Analysis Time..: 20:25	Analyst ID.....: 002260	
		Instrument ID..: I8		MDL.....: 0.20		
Nickel	1.4 B	2.0	ug/L	SW846 6020	08/28-09/04/09	LJVRW1A3
		Dilution Factor: 1		Analysis Time..: 20:25	Analyst ID.....: 002260	
		Instrument ID..: I8		MDL.....: 0.10		
Lead	1.2 J	1.0	ug/L	SW846 6020	08/28-09/04/09	LJVRW1A0
		Dilution Factor: 1		Analysis Time..: 20:25	Analyst ID.....: 002260	
		Instrument ID..: I8		MDL.....: 0.034		
Antimony	0.16 B	2.0	ug/L	SW846 6020	08/28-09/04/09	LJVRW1AP
		Dilution Factor: 1		Analysis Time..: 20:25	Analyst ID.....: 002260	
		Instrument ID..: I8		MDL.....: 0.055		
Selenium	3.3 B	5.0	ug/L	SW846 6020	08/28-09/04/09	LJVRW1A4
		Dilution Factor: 1		Analysis Time..: 20:25	Analyst ID.....: 002260	
		Instrument ID..: I8		MDL.....: 0.14		
Thallium	ND	1.0	ug/L	SW846 6020	08/28-09/04/09	LJVRW1A6
		Dilution Factor: 1		Analysis Time..: 20:25	Analyst ID.....: 002260	
		Instrument ID..: I8		MDL.....: 0.12		
Vanadium	3.5 B	20.0	ug/L	SW846 6020	08/28-09/04/09	LJVRW1A7
		Dilution Factor: 1		Analysis Time..: 20:25	Analyst ID.....: 002260	
		Instrument ID..: I8		MDL.....: 0.60		
Zinc	9.8 B,J	20.0	ug/L	SW846 6020	08/28-09/04/09	LJVRW1A8
		Dilution Factor: 1		Analysis Time..: 20:25	Analyst ID.....: 002260	
		Instrument ID..: I8		MDL.....: 0.85		
Mercury	ND	0.20	ug/L	SW846 7470A	08/28/09	LJVRW1AA
		Dilution Factor: 1		Analysis Time..: 16:55	Analyst ID.....: 001576	
		Instrument ID..: H1		MDL.....: 0.10		

NOTE(S):

J Method blank contamination. The associated method blank contains the target analyte at a reportable level.

B Estimated result. Result is less than RL.

Tetra Tech NUS, Inc

Client Sample ID: MSA-MW22D-083109

TOTAL Metals

Lot-Sample #...: A9I010149-006 Matrix.....: WG
Date Sampled...: 08/31/09 10:35 Date Received..: 09/01/09

PARAMETER	RESULT	REPORTING LIMIT	UNITS	METHOD	PREPARATION-ANALYSIS DATE	WORK ORDER #
Prep Batch #...: 9245025						
Silver	0.080 B	1.0	ug/L	SW846 6020	09/02-09/16/09	LJ47C1A5
		Dilution Factor: 1		Analysis Time..: 09:17	Analyst ID.....: 002260	
		Instrument ID..: I8		MDL.....: 0.033		
Arsenic	0.78 B	5.0	ug/L	SW846 6020	09/02-09/16/09	LJ47C1AQ
		Dilution Factor: 1		Analysis Time..: 09:17	Analyst ID.....: 002260	
		Instrument ID..: I8		MDL.....: 0.21		
Barium	41.4 J	1.0	ug/L	SW846 6020	09/02-09/16/09	LJ47C1AR
		Dilution Factor: 1		Analysis Time..: 09:17	Analyst ID.....: 002260	
		Instrument ID..: I8		MDL.....: 0.052		
Beryllium	0.055 B	1.0	ug/L	SW846 6020	09/02-09/16/09	LJ47C1AT
		Dilution Factor: 1		Analysis Time..: 09:17	Analyst ID.....: 002260	
		Instrument ID..: I8		MDL.....: 0.037		
Cadmium	0.23 B,J	1.0	ug/L	SW846 6020	09/02-09/16/09	LJ47C1AU
		Dilution Factor: 1		Analysis Time..: 09:17	Analyst ID.....: 002260	
		Instrument ID..: I8		MDL.....: 0.027		
Cobalt	0.75 B	1.0	ug/L	SW846 6020	09/02-09/16/09	LJ47C1AV
		Dilution Factor: 1		Analysis Time..: 09:17	Analyst ID.....: 002260	
		Instrument ID..: I8		MDL.....: 0.033		
Chromium	3.6 J	2.0	ug/L	SW846 6020	09/02-09/16/09	LJ47C1A9
		Dilution Factor: 1		Analysis Time..: 09:17	Analyst ID.....: 002260	
		Instrument ID..: I8		MDL.....: 0.066		
Copper	6.2 J	2.0	ug/L	SW846 6020	09/02-09/16/09	LJ47C1AW
		Dilution Factor: 1		Analysis Time..: 09:17	Analyst ID.....: 002260	
		Instrument ID..: I8		MDL.....: 0.064		
Iron	1630 J	50.0	ug/L	SW846 6020	09/02-09/16/09	LJ47C1AX
		Dilution Factor: 1		Analysis Time..: 09:17	Analyst ID.....: 002260	
		Instrument ID..: I8		MDL.....: 11.0		
Manganese	37.2 J	1.0	ug/L	SW846 6020	09/02-09/16/09	LJ47C1A1
		Dilution Factor: 1		Analysis Time..: 09:17	Analyst ID.....: 002260	
		Instrument ID..: I8		MDL.....: 0.14		

(Continued on next page)

Tetra Tech NUS, Inc

Client Sample ID: MSA-MW22D-083109

TOTAL Metals

Lot-Sample #...: A9I010149-006 Matrix.....: WG

PARAMETER	RESULT	REPORTING LIMIT	UNITS	METHOD	PREPARATION-ANALYSIS DATE	WORK ORDER #
Molybdenum	0.78 B,J	2.0	ug/L	SW846 6020	09/02-09/16/09	LJ47C1A2
		Dilution Factor: 1		Analysis Time..: 09:17	Analyst ID.....: 002260	
		Instrument ID..: I8		MDL.....: 0.20		
Nickel	2.7 J	2.0	ug/L	SW846 6020	09/02-09/16/09	LJ47C1A3
		Dilution Factor: 1		Analysis Time..: 09:17	Analyst ID.....: 002260	
		Instrument ID..: I8		MDL.....: 0.10		
Lead	4.0	1.0	ug/L	SW846 6020	09/02-09/16/09	LJ47C1A0
		Dilution Factor: 1		Analysis Time..: 09:17	Analyst ID.....: 002260	
		Instrument ID..: I8		MDL.....: 0.034		
Antimony	0.58 B,J	2.0	ug/L	SW846 6020	09/02-09/16/09	LJ47C1AP
		Dilution Factor: 1		Analysis Time..: 09:17	Analyst ID.....: 002260	
		Instrument ID..: I8		MDL.....: 0.055		
Selenium	ND	5.0	ug/L	SW846 6020	09/02-09/16/09	LJ47C1A4
		Dilution Factor: 1		Analysis Time..: 09:17	Analyst ID.....: 002260	
		Instrument ID..: I8		MDL.....: 0.14		
Thallium	ND	1.0	ug/L	SW846 6020	09/02-09/16/09	LJ47C1A6
		Dilution Factor: 1		Analysis Time..: 09:17	Analyst ID.....: 002260	
		Instrument ID..: I8		MDL.....: 0.12		
Vanadium	5.6 B	20.0	ug/L	SW846 6020	09/02-09/16/09	LJ47C1A7
		Dilution Factor: 1		Analysis Time..: 09:17	Analyst ID.....: 002260	
		Instrument ID..: I8		MDL.....: 0.60		
Zinc	646 J	20.0	ug/L	SW846 6020	09/02-09/16/09	LJ47C1A8
		Dilution Factor: 1		Analysis Time..: 09:17	Analyst ID.....: 002260	
		Instrument ID..: I8		MDL.....: 0.85		
Mercury	ND	0.20	ug/L	SW846 7470A	09/02/09	LJ47C1AA
		Dilution Factor: 1		Analysis Time..: 14:08	Analyst ID.....: 001576	
		Instrument ID..: H1		MDL.....: 0.10		

NOTE(S):

B Estimated result. Result is less than RL.

J Method blank contamination. The associated method blank contains the target analyte at a reportable level.

Tetra Tech NUS, Inc

Client Sample ID: MSA-MW23D-083109

TOTAL Metals

Lot-Sample #...: A9I010149-001 Matrix.....: WG
Date Sampled...: 08/31/09 11:14 Date Received..: 09/01/09

PARAMETER	RESULT	REPORTING LIMIT	UNITS	METHOD	PREPARATION-ANALYSIS DATE	WORK ORDER #
Prep Batch #...: 9245025						
Silver	ND	1.0	ug/L	SW846 6020	09/02-09/16/09	LJ4561AT
		Dilution Factor: 1		Analysis Time..: 08:31	Analyst ID.....: 002260	
		Instrument ID..: I8		MDL.....: 0.033		
Arsenic	0.99 B	5.0	ug/L	SW846 6020	09/02-09/16/09	LJ4561AE
		Dilution Factor: 1		Analysis Time..: 08:31	Analyst ID.....: 002260	
		Instrument ID..: I8		MDL.....: 0.21		
Barium	74.1 J	1.0	ug/L	SW846 6020	09/02-09/16/09	LJ4561AF
		Dilution Factor: 1		Analysis Time..: 08:31	Analyst ID.....: 002260	
		Instrument ID..: I8		MDL.....: 0.052		
Beryllium	1.0	1.0	ug/L	SW846 6020	09/02-09/16/09	LJ4561AG
		Dilution Factor: 1		Analysis Time..: 08:31	Analyst ID.....: 002260	
		Instrument ID..: I8		MDL.....: 0.037		
Cadmium	0.55 B,J	1.0	ug/L	SW846 6020	09/02-09/16/09	LJ4561AH
		Dilution Factor: 1		Analysis Time..: 08:31	Analyst ID.....: 002260	
		Instrument ID..: I8		MDL.....: 0.027		
Cobalt	28.8	1.0	ug/L	SW846 6020	09/02-09/16/09	LJ4561AJ
		Dilution Factor: 1		Analysis Time..: 08:31	Analyst ID.....: 002260	
		Instrument ID..: I8		MDL.....: 0.033		
Chromium	0.69 B,J	2.0	ug/L	SW846 6020	09/02-09/16/09	LJ4561AX
		Dilution Factor: 1		Analysis Time..: 08:31	Analyst ID.....: 002260	
		Instrument ID..: I8		MDL.....: 0.066		
Copper	4.9 J	2.0	ug/L	SW846 6020	09/02-09/16/09	LJ4561AK
		Dilution Factor: 1		Analysis Time..: 08:31	Analyst ID.....: 002260	
		Instrument ID..: I8		MDL.....: 0.064		
Iron	10300 J	50.0	ug/L	SW846 6020	09/02-09/16/09	LJ4561AL
		Dilution Factor: 1		Analysis Time..: 08:31	Analyst ID.....: 002260	
		Instrument ID..: I8		MDL.....: 11.0		
Manganese	600 J	1.0	ug/L	SW846 6020	09/02-09/16/09	LJ4561AN
		Dilution Factor: 1		Analysis Time..: 08:31	Analyst ID.....: 002260	
		Instrument ID..: I8		MDL.....: 0.14		

(Continued on next page)

Tetra Tech NUS, Inc

Client Sample ID: MSA-MW23D-083109

TOTAL Metals

Lot-Sample #...: A9I010149-001 Matrix.....: WG

PARAMETER	RESULT	REPORTING LIMIT	UNITS	METHOD	PREPARATION-ANALYSIS DATE	WORK ORDER #
Molybdenum	1.2 B,J	2.0	ug/L	SW846 6020	09/02-09/16/09	LJ4561AP
		Dilution Factor: 1		Analysis Time..: 08:31	Analyst ID.....: 002260	
		Instrument ID..: I8		MDL.....: 0.20		
Nickel	30.1 J	2.0	ug/L	SW846 6020	09/02-09/16/09	LJ4561AQ
		Dilution Factor: 1		Analysis Time..: 08:31	Analyst ID.....: 002260	
		Instrument ID..: I8		MDL.....: 0.10		
Lead	0.30 B	1.0	ug/L	SW846 6020	09/02-09/16/09	LJ4561AM
		Dilution Factor: 1		Analysis Time..: 08:31	Analyst ID.....: 002260	
		Instrument ID..: I8		MDL.....: 0.034		
Antimony	0.28 B,J	2.0	ug/L	SW846 6020	09/02-09/16/09	LJ4561AD
		Dilution Factor: 1		Analysis Time..: 08:31	Analyst ID.....: 002260	
		Instrument ID..: I8		MDL.....: 0.055		
Selenium	0.20 B	5.0	ug/L	SW846 6020	09/02-09/16/09	LJ4561AR
		Dilution Factor: 1		Analysis Time..: 08:31	Analyst ID.....: 002260	
		Instrument ID..: I8		MDL.....: 0.14		
Thallium	0.25 B,J	1.0	ug/L	SW846 6020	09/02-09/16/09	LJ4561AU
		Dilution Factor: 1		Analysis Time..: 08:31	Analyst ID.....: 002260	
		Instrument ID..: I8		MDL.....: 0.12		
Vanadium	ND	20.0	ug/L	SW846 6020	09/02-09/16/09	LJ4561AV
		Dilution Factor: 1		Analysis Time..: 08:31	Analyst ID.....: 002260	
		Instrument ID..: I8		MDL.....: 0.60		
Zinc	120 J	20.0	ug/L	SW846 6020	09/02-09/16/09	LJ4561AW
		Dilution Factor: 1		Analysis Time..: 08:31	Analyst ID.....: 002260	
		Instrument ID..: I8		MDL.....: 0.85		
Mercury	ND	0.20	ug/L	SW846 7470A	09/02/09	LJ4561A0
		Dilution Factor: 1		Analysis Time..: 14:03	Analyst ID.....: 001576	
		Instrument ID..: H1		MDL.....: 0.10		

NOTE(S):

B Estimated result. Result is less than RL.

J Method blank contamination. The associated method blank contains the target analyte at a reportable level.

Tetra Tech NUS, Inc

Client Sample ID: MSA-MW23S-083109

TOTAL Metals

Lot-Sample #...: A9I010149-002 Matrix.....: WG
Date Sampled...: 08/31/09 10:14 Date Received..: 09/01/09

PARAMETER	RESULT	REPORTING LIMIT	UNITS	METHOD	PREPARATION-ANALYSIS DATE	WORK ORDER #
Prep Batch #...: 9245025						
Silver	ND	1.0	ug/L	SW846 6020	09/02-09/16/09	LJ46M1A5
		Dilution Factor: 1		Analysis Time..: 08:50	Analyst ID.....: 002260	
		Instrument ID..: I8		MDL.....: 0.033		
Arsenic	**7.6**	**5.0**	**ug/L**	**SW846 6020**	**09/02-09/16/09**	**LJ46M1AQ**
		Dilution Factor: 1		Analysis Time..: 08:50	Analyst ID.....: 002260	
		Instrument ID..: I8		MDL.....: 0.21		
Barium	**108 J**	**1.0**	**ug/L**	**SW846 6020**	**09/02-09/16/09**	**LJ46M1AR**
		Dilution Factor: 1		Analysis Time..: 08:50	Analyst ID.....: 002260	
		Instrument ID..: I8		MDL.....: 0.052		
Beryllium	ND	1.0	ug/L	SW846 6020	09/02-09/16/09	LJ46M1AT
		Dilution Factor: 1		Analysis Time..: 08:50	Analyst ID.....: 002260	
		Instrument ID..: I8		MDL.....: 0.037		
Cadmium	**0.28 B,J**	**1.0**	**ug/L**	**SW846 6020**	**09/02-09/16/09**	**LJ46M1AU**
		Dilution Factor: 1		Analysis Time..: 08:50	Analyst ID.....: 002260	
		Instrument ID..: I8		MDL.....: 0.027		
Cobalt	**3.2**	**1.0**	**ug/L**	**SW846 6020**	**09/02-09/16/09**	**LJ46M1AV**
		Dilution Factor: 1		Analysis Time..: 08:50	Analyst ID.....: 002260	
		Instrument ID..: I8		MDL.....: 0.033		
Chromium	**3.3 J**	**2.0**	**ug/L**	**SW846 6020**	**09/02-09/16/09**	**LJ46M1A9**
		Dilution Factor: 1		Analysis Time..: 08:50	Analyst ID.....: 002260	
		Instrument ID..: I8		MDL.....: 0.066		
Copper	**1.4 B,J**	**2.0**	**ug/L**	**SW846 6020**	**09/02-09/16/09**	**LJ46M1AW**
		Dilution Factor: 1		Analysis Time..: 08:50	Analyst ID.....: 002260	
		Instrument ID..: I8		MDL.....: 0.064		
Iron	**40500 J**	**50.0**	**ug/L**	**SW846 6020**	**09/02-09/16/09**	**LJ46M1AX**
		Dilution Factor: 1		Analysis Time..: 08:50	Analyst ID.....: 002260	
		Instrument ID..: I8		MDL.....: 11.0		
Manganese	**1830 J**	**1.0**	**ug/L**	**SW846 6020**	**09/02-09/16/09**	**LJ46M1A1**
		Dilution Factor: 1		Analysis Time..: 08:50	Analyst ID.....: 002260	
		Instrument ID..: I8		MDL.....: 0.14		

(Continued on next page)

Tetra Tech NUS, Inc

Client Sample ID: MSA-MW23S-083109

TOTAL Metals

Lot-Sample #...: A9I010149-002 Matrix.....: WG

PARAMETER	RESULT	REPORTING LIMIT	UNITS	METHOD	PREPARATION-ANALYSIS DATE	WORK ORDER #
Molybdenum	1.2 B,J	2.0	ug/L	SW846 6020	09/02-09/16/09	LJ46M1A2
		Dilution Factor: 1		Analysis Time..: 08:50	Analyst ID.....: 002260	
		Instrument ID..: I8		MDL.....: 0.20		
Nickel	2.7 J	2.0	ug/L	SW846 6020	09/02-09/16/09	LJ46M1A3
		Dilution Factor: 1		Analysis Time..: 08:50	Analyst ID.....: 002260	
		Instrument ID..: I8		MDL.....: 0.10		
Lead	0.47 B	1.0	ug/L	SW846 6020	09/02-09/16/09	LJ46M1A0
		Dilution Factor: 1		Analysis Time..: 08:50	Analyst ID.....: 002260	
		Instrument ID..: I8		MDL.....: 0.034		
Antimony	0.32 B,J	2.0	ug/L	SW846 6020	09/02-09/16/09	LJ46M1AP
		Dilution Factor: 1		Analysis Time..: 08:50	Analyst ID.....: 002260	
		Instrument ID..: I8		MDL.....: 0.055		
Selenium	ND	5.0	ug/L	SW846 6020	09/02-09/16/09	LJ46M1A4
		Dilution Factor: 1		Analysis Time..: 08:50	Analyst ID.....: 002260	
		Instrument ID..: I8		MDL.....: 0.14		
Thallium	0.21 B,J	1.0	ug/L	SW846 6020	09/02-09/16/09	LJ46M1A6
		Dilution Factor: 1		Analysis Time..: 08:50	Analyst ID.....: 002260	
		Instrument ID..: I8		MDL.....: 0.12		
Vanadium	0.79 B	20.0	ug/L	SW846 6020	09/02-09/16/09	LJ46M1A7
		Dilution Factor: 1		Analysis Time..: 08:50	Analyst ID.....: 002260	
		Instrument ID..: I8		MDL.....: 0.60		
Zinc	15.9 B,J	20.0	ug/L	SW846 6020	09/02-09/16/09	LJ46M1A8
		Dilution Factor: 1		Analysis Time..: 08:50	Analyst ID.....: 002260	
		Instrument ID..: I8		MDL.....: 0.85		
Mercury	ND	0.20	ug/L	SW846 7470A	09/02/09	LJ46M1AA
		Dilution Factor: 1		Analysis Time..: 14:10	Analyst ID.....: 001576	
		Instrument ID..: H1		MDL.....: 0.10		

NOTE(S):

J Method blank contamination. The associated method blank contains the target analyte at a reportable level.

B Estimated result. Result is less than RL.

Tetra Tech NUS, Inc

Client Sample ID: MSA-MW25I-083109

TOTAL Metals

Lot-Sample #...: A9I010149-008 Matrix.....: WG
Date Sampled...: 08/31/09 14:55 Date Received..: 09/01/09

PARAMETER	RESULT	REPORTING LIMIT	UNITS	METHOD	PREPARATION-ANALYSIS DATE	WORK ORDER #
Prep Batch #...: 9245025						
Silver	ND	1.0	ug/L	SW846 6020	09/02-09/16/09	LJ47H1A5
		Dilution Factor: 1		Analysis Time..: 09:34	Analyst ID.....: 002260	
		Instrument ID..: I8		MDL.....: 0.033		
Arsenic	6.6	5.0	ug/L	SW846 6020	09/02-09/16/09	LJ47H1AQ
		Dilution Factor: 1		Analysis Time..: 09:34	Analyst ID.....: 002260	
		Instrument ID..: I8		MDL.....: 0.21		
Barium	59.1 J	1.0	ug/L	SW846 6020	09/02-09/16/09	LJ47H1AR
		Dilution Factor: 1		Analysis Time..: 09:34	Analyst ID.....: 002260	
		Instrument ID..: I8		MDL.....: 0.052		
Beryllium	ND	1.0	ug/L	SW846 6020	09/02-09/16/09	LJ47H1AT
		Dilution Factor: 1		Analysis Time..: 09:34	Analyst ID.....: 002260	
		Instrument ID..: I8		MDL.....: 0.037		
Cadmium	ND	1.0	ug/L	SW846 6020	09/02-09/16/09	LJ47H1AU
		Dilution Factor: 1		Analysis Time..: 09:34	Analyst ID.....: 002260	
		Instrument ID..: I8		MDL.....: 0.027		
Cobalt	0.12 B	1.0	ug/L	SW846 6020	09/02-09/16/09	LJ47H1AV
		Dilution Factor: 1		Analysis Time..: 09:34	Analyst ID.....: 002260	
		Instrument ID..: I8		MDL.....: 0.033		
Chromium	1.7 B,J	2.0	ug/L	SW846 6020	09/02-09/16/09	LJ47H1A9
		Dilution Factor: 1		Analysis Time..: 09:34	Analyst ID.....: 002260	
		Instrument ID..: I8		MDL.....: 0.066		
Copper	0.77 B,J	2.0	ug/L	SW846 6020	09/02-09/16/09	LJ47H1AW
		Dilution Factor: 1		Analysis Time..: 09:34	Analyst ID.....: 002260	
		Instrument ID..: I8		MDL.....: 0.064		
Iron	23600 J	50.0	ug/L	SW846 6020	09/02-09/16/09	LJ47H1AX
		Dilution Factor: 1		Analysis Time..: 09:34	Analyst ID.....: 002260	
		Instrument ID..: I8		MDL.....: 11.0		
Manganese	177 J	1.0	ug/L	SW846 6020	09/02-09/16/09	LJ47H1A1
		Dilution Factor: 1		Analysis Time..: 09:34	Analyst ID.....: 002260	
		Instrument ID..: I8		MDL.....: 0.14		

(Continued on next page)

Tetra Tech NUS, Inc

Client Sample ID: MSA-MW25I-083109

TOTAL Metals

Lot-Sample #...: A9I010149-008 Matrix.....: WG

PARAMETER	RESULT	REPORTING LIMIT	UNITS	METHOD	PREPARATION-ANALYSIS DATE	WORK ORDER #
Molybdenum	0.46 B,J	2.0	ug/L	SW846 6020	09/02-09/16/09	LJ47H1A2
		Dilution Factor: 1		Analysis Time..: 09:34	Analyst ID.....: 002260	
		Instrument ID..: I8		MDL.....: 0.20		
Nickel	0.46 B,J	2.0	ug/L	SW846 6020	09/02-09/16/09	LJ47H1A3
		Dilution Factor: 1		Analysis Time..: 09:34	Analyst ID.....: 002260	
		Instrument ID..: I8		MDL.....: 0.10		
Lead	0.31 B	1.0	ug/L	SW846 6020	09/02-09/16/09	LJ47H1A0
		Dilution Factor: 1		Analysis Time..: 09:34	Analyst ID.....: 002260	
		Instrument ID..: I8		MDL.....: 0.034		
Antimony	0.11 B,J	2.0	ug/L	SW846 6020	09/02-09/16/09	LJ47H1AP
		Dilution Factor: 1		Analysis Time..: 09:34	Analyst ID.....: 002260	
		Instrument ID..: I8		MDL.....: 0.055		
Selenium	ND	5.0	ug/L	SW846 6020	09/02-09/16/09	LJ47H1A4
		Dilution Factor: 1		Analysis Time..: 09:34	Analyst ID.....: 002260	
		Instrument ID..: I8		MDL.....: 0.14		
Thallium	ND	1.0	ug/L	SW846 6020	09/02-09/16/09	LJ47H1A6
		Dilution Factor: 1		Analysis Time..: 09:34	Analyst ID.....: 002260	
		Instrument ID..: I8		MDL.....: 0.12		
Vanadium	2.4 B	20.0	ug/L	SW846 6020	09/02-09/16/09	LJ47H1A7
		Dilution Factor: 1		Analysis Time..: 09:34	Analyst ID.....: 002260	
		Instrument ID..: I8		MDL.....: 0.60		
Zinc	2.2 B,J	20.0	ug/L	SW846 6020	09/02-09/16/09	LJ47H1A8
		Dilution Factor: 1		Analysis Time..: 09:34	Analyst ID.....: 002260	
		Instrument ID..: I8		MDL.....: 0.85		
Mercury	ND	0.20	ug/L	SW846 7470A	09/02/09	LJ47H1AA
		Dilution Factor: 1		Analysis Time..: 14:15	Analyst ID.....: 001576	
		Instrument ID..: H1		MDL.....: 0.10		

NOTE(S):

J Method blank contamination. The associated method blank contains the target analyte at a reportable level.

B Estimated result. Result is less than RL.

Tetra Tech NUS, Inc

Client Sample ID: MSA-MW25S-083109

TOTAL Metals

Lot-Sample #...: A9I010149-007 Matrix.....: WG
Date Sampled...: 08/31/09 13:30 Date Received..: 09/01/09

PARAMETER	RESULT	REPORTING LIMIT	UNITS	METHOD	PREPARATION-ANALYSIS DATE	WORK ORDER #
Prep Batch #...: 9245025						
Silver	ND	1.0	ug/L	SW846 6020	09/02-09/16/09	LJ47F1AG
		Dilution Factor: 1		Analysis Time..: 09:25	Analyst ID.....: 002260	
		Instrument ID..: I8		MDL.....: 0.033		
Arsenic	**12.6**	**5.0**	**ug/L**	**SW846 6020**	**09/02-09/16/09**	**LJ47F1A3**
		Dilution Factor: 1		Analysis Time..: 09:25	Analyst ID.....: 002260	
		Instrument ID..: I8		MDL.....: 0.21		
Barium	**73.7 J**	**1.0**	**ug/L**	**SW846 6020**	**09/02-09/16/09**	**LJ47F1A4**
		Dilution Factor: 1		Analysis Time..: 09:25	Analyst ID.....: 002260	
		Instrument ID..: I8		MDL.....: 0.052		
Beryllium	ND	1.0	ug/L	SW846 6020	09/02-09/16/09	LJ47F1A5
		Dilution Factor: 1		Analysis Time..: 09:25	Analyst ID.....: 002260	
		Instrument ID..: I8		MDL.....: 0.037		
Cadmium	ND	1.0	ug/L	SW846 6020	09/02-09/16/09	LJ47F1A6
		Dilution Factor: 1		Analysis Time..: 09:25	Analyst ID.....: 002260	
		Instrument ID..: I8		MDL.....: 0.027		
Cobalt	**1.2**	**1.0**	**ug/L**	**SW846 6020**	**09/02-09/16/09**	**LJ47F1A7**
		Dilution Factor: 1		Analysis Time..: 09:25	Analyst ID.....: 002260	
		Instrument ID..: I8		MDL.....: 0.033		
Chromium	**1.3 B,J**	**2.0**	**ug/L**	**SW846 6020**	**09/02-09/16/09**	**LJ47F1AL**
		Dilution Factor: 1		Analysis Time..: 09:25	Analyst ID.....: 002260	
		Instrument ID..: I8		MDL.....: 0.066		
Copper	**0.33 B,J**	**2.0**	**ug/L**	**SW846 6020**	**09/02-09/16/09**	**LJ47F1A8**
		Dilution Factor: 1		Analysis Time..: 09:25	Analyst ID.....: 002260	
		Instrument ID..: I8		MDL.....: 0.064		
Iron	**20200 J**	**50.0**	**ug/L**	**SW846 6020**	**09/02-09/16/09**	**LJ47F1A9**
		Dilution Factor: 1		Analysis Time..: 09:25	Analyst ID.....: 002260	
		Instrument ID..: I8		MDL.....: 11.0		
Manganese	**513 J**	**1.0**	**ug/L**	**SW846 6020**	**09/02-09/16/09**	**LJ47F1AC**
		Dilution Factor: 1		Analysis Time..: 09:25	Analyst ID.....: 002260	
		Instrument ID..: I8		MDL.....: 0.14		

(Continued on next page)

Tetra Tech NUS, Inc

Client Sample ID: MSA-MW25S-083109

TOTAL Metals

Lot-Sample #...: A9I010149-007 Matrix.....: WG

PARAMETER	RESULT	REPORTING LIMIT	UNITS	METHOD	PREPARATION-ANALYSIS DATE	WORK ORDER #
Molybdenum	**1.4 B,J**	**2.0**	**ug/L**	**SW846 6020**	**09/02-09/16/09**	**LJ47F1AD**
		Dilution Factor: 1		Analysis Time..: 09:25	Analyst ID.....: 002260	
		Instrument ID..: I8		MDL.....: 0.20		
Nickel	**1.9 B,J**	**2.0**	**ug/L**	**SW846 6020**	**09/02-09/16/09**	**LJ47F1AE**
		Dilution Factor: 1		Analysis Time..: 09:25	Analyst ID.....: 002260	
		Instrument ID..: I8		MDL.....: 0.10		
Lead	**0.12 B**	**1.0**	**ug/L**	**SW846 6020**	**09/02-09/16/09**	**LJ47F1AA**
		Dilution Factor: 1		Analysis Time..: 09:25	Analyst ID.....: 002260	
		Instrument ID..: I8		MDL.....: 0.034		
Antimony	**0.089 B,J**	**2.0**	**ug/L**	**SW846 6020**	**09/02-09/16/09**	**LJ47F1A2**
		Dilution Factor: 1		Analysis Time..: 09:25	Analyst ID.....: 002260	
		Instrument ID..: I8		MDL.....: 0.055		
Selenium	ND	5.0	ug/L	SW846 6020	09/02-09/16/09	LJ47F1AF
		Dilution Factor: 1		Analysis Time..: 09:25	Analyst ID.....: 002260	
		Instrument ID..: I8		MDL.....: 0.14		
Thallium	ND	1.0	ug/L	SW846 6020	09/02-09/16/09	LJ47F1AH
		Dilution Factor: 1		Analysis Time..: 09:25	Analyst ID.....: 002260	
		Instrument ID..: I8		MDL.....: 0.12		
Vanadium	**2.2 B**	**20.0**	**ug/L**	**SW846 6020**	**09/02-09/16/09**	**LJ47F1AJ**
		Dilution Factor: 1		Analysis Time..: 09:25	Analyst ID.....: 002260	
		Instrument ID..: I8		MDL.....: 0.60		
Zinc	**5.3 B,J**	**20.0**	**ug/L**	**SW846 6020**	**09/02-09/16/09**	**LJ47F1AK**
		Dilution Factor: 1		Analysis Time..: 09:25	Analyst ID.....: 002260	
		Instrument ID..: I8		MDL.....: 0.85		
Mercury	ND	0.20	ug/L	SW846 7470A	09/02/09	LJ47F1AM
		Dilution Factor: 1		Analysis Time..: 14:17	Analyst ID.....: 001576	
		Instrument ID..: H1		MDL.....: 0.10		

NOTE(S):

J Method blank contamination. The associated method blank contains the target analyte at a reportable level.

B Estimated result. Result is less than RL.

Tetra Tech NUS, Inc

Client Sample ID: MSA-MW26S-083109

TOTAL Metals

Lot-Sample #...: A9I010149-003 Matrix.....: WG
Date Sampled...: 08/31/09 13:55 Date Received..: 09/01/09

PARAMETER	RESULT	REPORTING LIMIT	UNITS	METHOD	PREPARATION-ANALYSIS DATE	WORK ORDER #
Prep Batch #...: 9245025						
Silver	ND	1.0	ug/L	SW846 6020	09/02-09/16/09	LJ4631AG
		Dilution Factor: 1		Analysis Time..: 08:58	Analyst ID.....: 002260	
		Instrument ID..: I8		MDL.....: 0.033		
Arsenic	2.6 B	5.0	ug/L	SW846 6020	09/02-09/16/09	LJ4631A3
		Dilution Factor: 1		Analysis Time..: 08:58	Analyst ID.....: 002260	
		Instrument ID..: I8		MDL.....: 0.21		
Barium	539 J	1.0	ug/L	SW846 6020	09/02-09/16/09	LJ4631A4
		Dilution Factor: 1		Analysis Time..: 08:58	Analyst ID.....: 002260	
		Instrument ID..: I8		MDL.....: 0.052		
Beryllium	ND	1.0	ug/L	SW846 6020	09/02-09/16/09	LJ4631A5
		Dilution Factor: 1		Analysis Time..: 08:58	Analyst ID.....: 002260	
		Instrument ID..: I8		MDL.....: 0.037		
Cadmium	0.059 B,J	1.0	ug/L	SW846 6020	09/02-09/16/09	LJ4631A6
		Dilution Factor: 1		Analysis Time..: 08:58	Analyst ID.....: 002260	
		Instrument ID..: I8		MDL.....: 0.027		
Cobalt	1.3	1.0	ug/L	SW846 6020	09/02-09/16/09	LJ4631A7
		Dilution Factor: 1		Analysis Time..: 08:58	Analyst ID.....: 002260	
		Instrument ID..: I8		MDL.....: 0.033		
Chromium	1.9 B,J	2.0	ug/L	SW846 6020	09/02-09/16/09	LJ4631AL
		Dilution Factor: 1		Analysis Time..: 08:58	Analyst ID.....: 002260	
		Instrument ID..: I8		MDL.....: 0.066		
Copper	12.4 J	2.0	ug/L	SW846 6020	09/02-09/16/09	LJ4631A8
		Dilution Factor: 1		Analysis Time..: 08:58	Analyst ID.....: 002260	
		Instrument ID..: I8		MDL.....: 0.064		
Iron	10100 J	50.0	ug/L	SW846 6020	09/02-09/16/09	LJ4631A9
		Dilution Factor: 1		Analysis Time..: 08:58	Analyst ID.....: 002260	
		Instrument ID..: I8		MDL.....: 11.0		
Manganese	269 J	1.0	ug/L	SW846 6020	09/02-09/16/09	LJ4631AC
		Dilution Factor: 1		Analysis Time..: 08:58	Analyst ID.....: 002260	
		Instrument ID..: I8		MDL.....: 0.14		

(Continued on next page)

Tetra Tech NUS, Inc

Client Sample ID: MSA-MW26S-083109

TOTAL Metals

Lot-Sample #...: A9I010149-003 Matrix.....: WG

PARAMETER	RESULT	REPORTING LIMIT	UNITS	METHOD	PREPARATION-ANALYSIS DATE	WORK ORDER #
Molybdenum	0.98 B,J	2.0	ug/L	SW846 6020	09/02-09/16/09	LJ4631AD
		Dilution Factor: 1		Analysis Time..: 08:58	Analyst ID.....: 002260	
		Instrument ID..: I8		MDL.....: 0.20		
Nickel	8.7 J	2.0	ug/L	SW846 6020	09/02-09/16/09	LJ4631AE
		Dilution Factor: 1		Analysis Time..: 08:58	Analyst ID.....: 002260	
		Instrument ID..: I8		MDL.....: 0.10		
Lead	1.1	1.0	ug/L	SW846 6020	09/02-09/16/09	LJ4631AA
		Dilution Factor: 1		Analysis Time..: 08:58	Analyst ID.....: 002260	
		Instrument ID..: I8		MDL.....: 0.034		
Antimony	0.51 B,J	2.0	ug/L	SW846 6020	09/02-09/16/09	LJ4631A2
		Dilution Factor: 1		Analysis Time..: 08:58	Analyst ID.....: 002260	
		Instrument ID..: I8		MDL.....: 0.055		
Selenium	0.48 B	5.0	ug/L	SW846 6020	09/02-09/16/09	LJ4631AF
		Dilution Factor: 1		Analysis Time..: 08:58	Analyst ID.....: 002260	
		Instrument ID..: I8		MDL.....: 0.14		
Thallium	ND	1.0	ug/L	SW846 6020	09/02-09/16/09	LJ4631AH
		Dilution Factor: 1		Analysis Time..: 08:58	Analyst ID.....: 002260	
		Instrument ID..: I8		MDL.....: 0.12		
Vanadium	3.9 B	20.0	ug/L	SW846 6020	09/02-09/16/09	LJ4631AJ
		Dilution Factor: 1		Analysis Time..: 08:58	Analyst ID.....: 002260	
		Instrument ID..: I8		MDL.....: 0.60		
Zinc	24.5 J	20.0	ug/L	SW846 6020	09/02-09/16/09	LJ4631AK
		Dilution Factor: 1		Analysis Time..: 08:58	Analyst ID.....: 002260	
		Instrument ID..: I8		MDL.....: 0.85		
Mercury	ND	0.20	ug/L	SW846 7470A	09/02/09	LJ4631AM
		Dilution Factor: 1		Analysis Time..: 14:19	Analyst ID.....: 001576	
		Instrument ID..: H1		MDL.....: 0.10		

NOTE(S):

B Estimated result. Result is less than RL.

J Method blank contamination. The associated method blank contains the target analyte at a reportable level.

Tetra Tech NUS, Inc

Client Sample ID: MSA-MW27D-082809

TOTAL Metals

Lot-Sample #...: A9H290107-004 Matrix.....: WG
Date Sampled...: 08/28/09 09:15 Date Received..: 08/29/09

PARAMETER	RESULT	REPORTING LIMIT	UNITS	METHOD	PREPARATION-ANALYSIS DATE	WORK ORDER #
Prep Batch #...: 9243019						
Silver	ND	1.0	ug/L	SW846 6020	08/31-09/05/09	LJ18D1AG
		Dilution Factor: 1		Analysis Time..: 01:01	Analyst ID.....: 002260	
		Instrument ID..: I8		MDL.....: 0.033		
Arsenic	0.48 B	5.0	ug/L	SW846 6020	08/31-09/05/09	LJ18D1A3
		Dilution Factor: 1		Analysis Time..: 01:01	Analyst ID.....: 002260	
		Instrument ID..: I8		MDL.....: 0.21		
Barium	66.2 J	1.0	ug/L	SW846 6020	08/31-09/05/09	LJ18D1A4
		Dilution Factor: 1		Analysis Time..: 01:01	Analyst ID.....: 002260	
		Instrument ID..: I8		MDL.....: 0.052		
Beryllium	0.20 B	1.0	ug/L	SW846 6020	08/31-09/05/09	LJ18D1A5
		Dilution Factor: 1		Analysis Time..: 01:01	Analyst ID.....: 002260	
		Instrument ID..: I8		MDL.....: 0.037		
Cadmium	ND	1.0	ug/L	SW846 6020	08/31-09/05/09	LJ18D1A6
		Dilution Factor: 1		Analysis Time..: 01:01	Analyst ID.....: 002260	
		Instrument ID..: I8		MDL.....: 0.027		
Cobalt	0.56 B	1.0	ug/L	SW846 6020	08/31-09/05/09	LJ18D1A7
		Dilution Factor: 1		Analysis Time..: 01:01	Analyst ID.....: 002260	
		Instrument ID..: I8		MDL.....: 0.033		
Chromium	6.9 J	2.0	ug/L	SW846 6020	08/31-09/05/09	LJ18D1AL
		Dilution Factor: 1		Analysis Time..: 01:01	Analyst ID.....: 002260	
		Instrument ID..: I8		MDL.....: 0.066		
Copper	7.4 J	2.0	ug/L	SW846 6020	08/31-09/05/09	LJ18D1A8
		Dilution Factor: 1		Analysis Time..: 01:01	Analyst ID.....: 002260	
		Instrument ID..: I8		MDL.....: 0.064		
Iron	8740 J	50.0	ug/L	SW846 6020	08/31-09/05/09	LJ18D1A9
		Dilution Factor: 1		Analysis Time..: 01:01	Analyst ID.....: 002260	
		Instrument ID..: I8		MDL.....: 11.0		
Manganese	348 J	1.0	ug/L	SW846 6020	08/31-09/10/09	LJ18D1AC
		Dilution Factor: 1		Analysis Time..: 18:34	Analyst ID.....: 002260	
		Instrument ID..: I8		MDL.....: 0.14		

(Continued on next page)

Tetra Tech NUS, Inc

Client Sample ID: MSA-MW27D-082809

TOTAL Metals

Lot-Sample #...: A9H290107-004 Matrix.....: WG

PARAMETER	RESULT	REPORTING LIMIT	UNITS	METHOD	PREPARATION-ANALYSIS DATE	WORK ORDER #
Molybdenum	3.0	2.0	ug/L	SW846 6020	08/31-09/05/09	LJ18D1AD
		Dilution Factor: 1		Analysis Time..: 01:01	Analyst ID.....: 002260	
		Instrument ID..: I8		MDL.....: 0.20		
Nickel	1.9 B,J	2.0	ug/L	SW846 6020	08/31-09/05/09	LJ18D1AE
		Dilution Factor: 1		Analysis Time..: 01:01	Analyst ID.....: 002260	
		Instrument ID..: I8		MDL.....: 0.10		
Lead	2.3 J	1.0	ug/L	SW846 6020	08/31-09/05/09	LJ18D1AA
		Dilution Factor: 1		Analysis Time..: 01:01	Analyst ID.....: 002260	
		Instrument ID..: I8		MDL.....: 0.034		
Antimony	0.10 B	2.0	ug/L	SW846 6020	08/31-09/05/09	LJ18D1A2
		Dilution Factor: 1		Analysis Time..: 01:01	Analyst ID.....: 002260	
		Instrument ID..: I8		MDL.....: 0.055		
Selenium	ND	5.0	ug/L	SW846 6020	08/31-09/05/09	LJ18D1AF
		Dilution Factor: 1		Analysis Time..: 01:01	Analyst ID.....: 002260	
		Instrument ID..: I8		MDL.....: 0.14		
Thallium	ND	1.0	ug/L	SW846 6020	08/31-09/05/09	LJ18D1AH
		Dilution Factor: 1		Analysis Time..: 01:01	Analyst ID.....: 002260	
		Instrument ID..: I8		MDL.....: 0.12		
Vanadium	5.3 B	20.0	ug/L	SW846 6020	08/31-09/05/09	LJ18D1AJ
		Dilution Factor: 1		Analysis Time..: 01:01	Analyst ID.....: 002260	
		Instrument ID..: I8		MDL.....: 0.60		
Zinc	20.0 J	20.0	ug/L	SW846 6020	08/31-09/05/09	LJ18D1AK
		Dilution Factor: 1		Analysis Time..: 01:01	Analyst ID.....: 002260	
		Instrument ID..: I8		MDL.....: 0.85		
Mercury	ND	0.20	ug/L	SW846 7470A	08/31-09/01/09	LJ18D1AM
		Dilution Factor: 1		Analysis Time..: 13:46	Analyst ID.....: 001576	
		Instrument ID..: H1		MDL.....: 0.10		

NOTE(S):

B Estimated result. Result is less than RL.

J Method blank contamination. The associated method blank contains the target analyte at a reportable level.

Tetra Tech NUS, Inc

Client Sample ID: MSA-MW28I-082609

TOTAL Metals

Lot-Sample #...: A9H270136-001 Matrix.....: WG
Date Sampled...: 08/26/09 11:30 Date Received..: 08/27/09

PARAMETER	RESULT	REPORTING LIMIT	UNITS	METHOD	PREPARATION-ANALYSIS DATE	WORK ORDER #
Prep Batch #...: 9240019						
Silver	ND	1.0	ug/L	SW846 6020	08/28-09/04/09	LJVQ51AT
		Dilution Factor: 1		Analysis Time..: 19:57	Analyst ID.....: 002260	
		Instrument ID..: I8		MDL.....: 0.033		
Arsenic	**15.6**	**5.0**	**ug/L**	**SW846 6020**	**08/28-09/04/09**	**LJVQ51AE**
		Dilution Factor: 1		Analysis Time..: 19:57	Analyst ID.....: 002260	
		Instrument ID..: I8		MDL.....: 0.21		
Barium	**99.1 J**	**1.0**	**ug/L**	**SW846 6020**	**08/28-09/04/09**	**LJVQ51AF**
		Dilution Factor: 1		Analysis Time..: 19:57	Analyst ID.....: 002260	
		Instrument ID..: I8		MDL.....: 0.052		
Beryllium	**0.24 B**	**1.0**	**ug/L**	**SW846 6020**	**08/28-09/04/09**	**LJVQ51AG**
		Dilution Factor: 1		Analysis Time..: 19:57	Analyst ID.....: 002260	
		Instrument ID..: I8		MDL.....: 0.037		
Cadmium	ND	1.0	ug/L	SW846 6020	08/28-09/04/09	LJVQ51AH
		Dilution Factor: 1		Analysis Time..: 19:57	Analyst ID.....: 002260	
		Instrument ID..: I8		MDL.....: 0.027		
Cobalt	**41.7**	**1.0**	**ug/L**	**SW846 6020**	**08/28-09/04/09**	**LJVQ51AJ**
		Dilution Factor: 1		Analysis Time..: 19:57	Analyst ID.....: 002260	
		Instrument ID..: I8		MDL.....: 0.033		
Chromium	**1.7 B,J**	**2.0**	**ug/L**	**SW846 6020**	**08/28-09/04/09**	**LJVQ51AX**
		Dilution Factor: 1		Analysis Time..: 19:57	Analyst ID.....: 002260	
		Instrument ID..: I8		MDL.....: 0.066		
Copper	**0.16 B,J**	**2.0**	**ug/L**	**SW846 6020**	**08/28-09/04/09**	**LJVQ51AK**
		Dilution Factor: 1		Analysis Time..: 19:57	Analyst ID.....: 002260	
		Instrument ID..: I8		MDL.....: 0.064		
Iron	**34300 J**	**50.0**	**ug/L**	**SW846 6020**	**08/28-09/04/09**	**LJVQ51AL**
		Dilution Factor: 1		Analysis Time..: 19:57	Analyst ID.....: 002260	
		Instrument ID..: I8		MDL.....: 11.0		
Manganese	**374 J**	**1.0**	**ug/L**	**SW846 6020**	**08/28-09/04/09**	**LJVQ51AN**
		Dilution Factor: 1		Analysis Time..: 19:57	Analyst ID.....: 002260	
		Instrument ID..: I8		MDL.....: 0.14		

(Continued on next page)

Tetra Tech NUS, Inc

Client Sample ID: MSA-MW28I-082609

TOTAL Metals

Lot-Sample #...: A9H270136-001 Matrix.....: WG

PARAMETER	RESULT	REPORTING LIMIT	UNITS	METHOD	PREPARATION-ANALYSIS DATE	WORK ORDER #
Molybdenum	1.1 B	2.0	ug/L	SW846 6020	08/28-09/04/09	LJVQ51AP
		Dilution Factor: 1		Analysis Time..: 19:57	Analyst ID.....: 002260	
		Instrument ID..: I8		MDL.....: 0.20		
Nickel	40.2	2.0	ug/L	SW846 6020	08/28-09/04/09	LJVQ51AQ
		Dilution Factor: 1		Analysis Time..: 19:57	Analyst ID.....: 002260	
		Instrument ID..: I8		MDL.....: 0.10		
Lead	0.16 B,J	1.0	ug/L	SW846 6020	08/28-09/04/09	LJVQ51AM
		Dilution Factor: 1		Analysis Time..: 19:57	Analyst ID.....: 002260	
		Instrument ID..: I8		MDL.....: 0.034		
Antimony	0.14 B	2.0	ug/L	SW846 6020	08/28-09/04/09	LJVQ51AD
		Dilution Factor: 1		Analysis Time..: 19:57	Analyst ID.....: 002260	
		Instrument ID..: I8		MDL.....: 0.055		
Selenium	ND	5.0	ug/L	SW846 6020	08/28-09/04/09	LJVQ51AR
		Dilution Factor: 1		Analysis Time..: 19:57	Analyst ID.....: 002260	
		Instrument ID..: I8		MDL.....: 0.14		
Thallium	0.12 B	1.0	ug/L	SW846 6020	08/28-09/04/09	LJVQ51AU
		Dilution Factor: 1		Analysis Time..: 19:57	Analyst ID.....: 002260	
		Instrument ID..: I8		MDL.....: 0.12		
Vanadium	0.87 B	20.0	ug/L	SW846 6020	08/28-09/04/09	LJVQ51AV
		Dilution Factor: 1		Analysis Time..: 19:57	Analyst ID.....: 002260	
		Instrument ID..: I8		MDL.....: 0.60		
Zinc	13.2 B,J	20.0	ug/L	SW846 6020	08/28-09/04/09	LJVQ51AW
		Dilution Factor: 1		Analysis Time..: 19:57	Analyst ID.....: 002260	
		Instrument ID..: I8		MDL.....: 0.85		
Mercury	ND	0.20	ug/L	SW846 7470A	08/28/09	LJVQ51A0
		Dilution Factor: 1		Analysis Time..: 16:40	Analyst ID.....: 001576	
		Instrument ID..: H1		MDL.....: 0.10		

NOTE(S):

J Method blank contamination. The associated method blank contains the target analyte at a reportable level.

B Estimated result. Result is less than RL.

Tetra Tech NUS, Inc

Client Sample ID: MSA-MW31D-082809

TOTAL Metals

Lot-Sample #...: A9H290107-003 Matrix.....: WG
Date Sampled...: 08/28/09 10:55 Date Received..: 08/29/09

PARAMETER	RESULT	REPORTING LIMIT	UNITS	METHOD	PREPARATION-ANALYSIS DATE	WORK ORDER #
Prep Batch #...: 9243019						
Silver	ND	1.0	ug/L	SW846 6020	08/31-09/05/09	LJ18C1A5
		Dilution Factor: 1		Analysis Time..: 00:52	Analyst ID.....: 002260	
		Instrument ID..: I8		MDL.....: 0.033		
Arsenic	ND	5.0	ug/L	SW846 6020	08/31-09/05/09	LJ18C1AQ
		Dilution Factor: 1		Analysis Time..: 00:52	Analyst ID.....: 002260	
		Instrument ID..: I8		MDL.....: 0.21		
Barium	**71.4 J**	**1.0**	**ug/L**	**SW846 6020**	**08/31-09/05/09**	**LJ18C1AR**
		Dilution Factor: 1		Analysis Time..: 00:52	Analyst ID.....: 002260	
		Instrument ID..: I8		MDL.....: 0.052		
Beryllium	**0.35 B**	**1.0**	**ug/L**	**SW846 6020**	**08/31-09/05/09**	**LJ18C1AT**
		Dilution Factor: 1		Analysis Time..: 00:52	Analyst ID.....: 002260	
		Instrument ID..: I8		MDL.....: 0.037		
Cadmium	**1.4**	**1.0**	**ug/L**	**SW846 6020**	**08/31-09/05/09**	**LJ18C1AU**
		Dilution Factor: 1		Analysis Time..: 00:52	Analyst ID.....: 002260	
		Instrument ID..: I8		MDL.....: 0.027		
Cobalt	**6.8**	**1.0**	**ug/L**	**SW846 6020**	**08/31-09/05/09**	**LJ18C1AV**
		Dilution Factor: 1		Analysis Time..: 00:52	Analyst ID.....: 002260	
		Instrument ID..: I8		MDL.....: 0.033		
Chromium	**5.6 J**	**2.0**	**ug/L**	**SW846 6020**	**08/31-09/05/09**	**LJ18C1A9**
		Dilution Factor: 1		Analysis Time..: 00:52	Analyst ID.....: 002260	
		Instrument ID..: I8		MDL.....: 0.066		
Copper	**3.7 J**	**2.0**	**ug/L**	**SW846 6020**	**08/31-09/05/09**	**LJ18C1AW**
		Dilution Factor: 1		Analysis Time..: 00:52	Analyst ID.....: 002260	
		Instrument ID..: I8		MDL.....: 0.064		
Iron	**3330 J**	**50.0**	**ug/L**	**SW846 6020**	**08/31-09/05/09**	**LJ18C1AX**
		Dilution Factor: 1		Analysis Time..: 00:52	Analyst ID.....: 002260	
		Instrument ID..: I8		MDL.....: 11.0		
Manganese	**1270 J**	**1.0**	**ug/L**	**SW846 6020**	**08/31-09/10/09**	**LJ18C1A1**
		Dilution Factor: 1		Analysis Time..: 18:26	Analyst ID.....: 002260	
		Instrument ID..: I8		MDL.....: 0.14		

(Continued on next page)

Tetra Tech NUS, Inc

Client Sample ID: MSA-MW31D-082809

TOTAL Metals

Lot-Sample #...: A9H290107-003 Matrix.....: WG

PARAMETER	RESULT	REPORTING LIMIT	UNITS	METHOD	PREPARATION-ANALYSIS DATE	WORK ORDER #
Molybdenum	**0.95 B**	**2.0**	**ug/L**	**SW846 6020**	**08/31-09/05/09**	**LJ18C1A2**
		Dilution Factor: 1		Analysis Time..: 00:52	Analyst ID.....: 002260	
		Instrument ID..: I8		MDL.....: 0.20		
Nickel	**18.6 J**	**2.0**	**ug/L**	**SW846 6020**	**08/31-09/05/09**	**LJ18C1A3**
		Dilution Factor: 1		Analysis Time..: 00:52	Analyst ID.....: 002260	
		Instrument ID..: I8		MDL.....: 0.10		
Lead	**1.3 J**	**1.0**	**ug/L**	**SW846 6020**	**08/31-09/05/09**	**LJ18C1A0**
		Dilution Factor: 1		Analysis Time..: 00:52	Analyst ID.....: 002260	
		Instrument ID..: I8		MDL.....: 0.034		
Antimony	**0.28 B**	**2.0**	**ug/L**	**SW846 6020**	**08/31-09/05/09**	**LJ18C1AP**
		Dilution Factor: 1		Analysis Time..: 00:52	Analyst ID.....: 002260	
		Instrument ID..: I8		MDL.....: 0.055		
Selenium	ND	5.0	ug/L	SW846 6020	08/31-09/05/09	LJ18C1A4
		Dilution Factor: 1		Analysis Time..: 00:52	Analyst ID.....: 002260	
		Instrument ID..: I8		MDL.....: 0.14		
Thallium	ND	1.0	ug/L	SW846 6020	08/31-09/05/09	LJ18C1A6
		Dilution Factor: 1		Analysis Time..: 00:52	Analyst ID.....: 002260	
		Instrument ID..: I8		MDL.....: 0.12		
Vanadium	**1.7 B**	**20.0**	**ug/L**	**SW846 6020**	**08/31-09/05/09**	**LJ18C1A7**
		Dilution Factor: 1		Analysis Time..: 00:52	Analyst ID.....: 002260	
		Instrument ID..: I8		MDL.....: 0.60		
Zinc	**882 J**	**20.0**	**ug/L**	**SW846 6020**	**08/31-09/05/09**	**LJ18C1A8**
		Dilution Factor: 1		Analysis Time..: 00:52	Analyst ID.....: 002260	
		Instrument ID..: I8		MDL.....: 0.85		
Mercury	ND	0.20	ug/L	SW846 7470A	08/31-09/01/09	LJ18C1AA
		Dilution Factor: 1		Analysis Time..: 13:55	Analyst ID.....: 001576	
		Instrument ID..: H1		MDL.....: 0.10		

NOTE(S):

J Method blank contamination. The associated method blank contains the target analyte at a reportable level.

B Estimated result. Result is less than RL.

Tetra Tech NUS, Inc

Client Sample ID: MSA-MW15D-082509

DISSOLVED Metals

Lot-Sample #...: A9H260266-002 Matrix.....: WG
Date Sampled...: 08/25/09 14:55 Date Received..: 08/26/09

PARAMETER	RESULT	REPORTING LIMIT	UNITS	METHOD	PREPARATION-ANALYSIS DATE	WORK ORDER #
Prep Batch #...: 9239019						
Silver	ND	1.0	ug/L	SW846 6020	08/27-09/04/09	LJTG51CF
		Dilution Factor: 1		Analysis Time..: 13:24	Analyst ID.....: 002260	
		Instrument ID..: I8		MDL.....: 0.033		
Arsenic	ND	5.0	ug/L	SW846 6020	08/27-09/04/09	LJTG51AD
		Dilution Factor: 1		Analysis Time..: 13:24	Analyst ID.....: 002260	
		Instrument ID..: I8		MDL.....: 0.21		
Barium	**11.9 J**	**1.0**	**ug/L**	**SW846 6020**	**08/27-09/04/09**	**LJTG51AE**
		Dilution Factor: 1		Analysis Time..: 13:24	Analyst ID.....: 002260	
		Instrument ID..: I8		MDL.....: 0.052		
Beryllium	**0.091 B**	**1.0**	**ug/L**	**SW846 6020**	**08/27-09/04/09**	**LJTG51AF**
		Dilution Factor: 1		Analysis Time..: 13:24	Analyst ID.....: 002260	
		Instrument ID..: I8		MDL.....: 0.037		
Cadmium	**0.041 B**	**1.0**	**ug/L**	**SW846 6020**	**08/27-09/04/09**	**LJTG51AG**
		Dilution Factor: 1		Analysis Time..: 13:24	Analyst ID.....: 002260	
		Instrument ID..: I8		MDL.....: 0.027		
Cobalt	**10.3**	**1.0**	**ug/L**	**SW846 6020**	**08/27-09/04/09**	**LJTG51AH**
		Dilution Factor: 1		Analysis Time..: 13:24	Analyst ID.....: 002260	
		Instrument ID..: I8		MDL.....: 0.033		
Chromium	**0.30 B,J**	**2.0**	**ug/L**	**SW846 6020**	**08/27-09/04/09**	**LJTG51CK**
		Dilution Factor: 1		Analysis Time..: 13:24	Analyst ID.....: 002260	
		Instrument ID..: I8		MDL.....: 0.066		
Copper	**0.23 B,J**	**2.0**	**ug/L**	**SW846 6020**	**08/27-09/04/09**	**LJTG51AJ**
		Dilution Factor: 1		Analysis Time..: 13:24	Analyst ID.....: 002260	
		Instrument ID..: I8		MDL.....: 0.064		
Iron	**6740 J**	**50.0**	**ug/L**	**SW846 6020**	**08/27-09/04/09**	**LJTG51AK**
		Dilution Factor: 1		Analysis Time..: 13:24	Analyst ID.....: 002260	
		Instrument ID..: I8		MDL.....: 11.0		
Manganese	**134 J**	**1.0**	**ug/L**	**SW846 6020**	**08/27-09/04/09**	**LJTG51CA**
		Dilution Factor: 1		Analysis Time..: 13:24	Analyst ID.....: 002260	
		Instrument ID..: I8		MDL.....: 0.14		

(Continued on next page)

Tetra Tech NUS, Inc

Client Sample ID: MSA-MW15D-082509

DISSOLVED Metals

Lot-Sample #...: A9H260266-002 Matrix.....: WG

PARAMETER	RESULT	REPORTING LIMIT	UNITS	METHOD	PREPARATION-ANALYSIS DATE	WORK ORDER #
Molybdenum	0.48 B	2.0	ug/L	SW846 6020	08/27-09/04/09	LJTG51CC
		Dilution Factor: 1		Analysis Time..: 13:24	Analyst ID.....: 002260	
		Instrument ID..: I8		MDL.....: 0.20		
Nickel	15.9 J	2.0	ug/L	SW846 6020	08/27-09/04/09	LJTG51CD
		Dilution Factor: 1		Analysis Time..: 13:24	Analyst ID.....: 002260	
		Instrument ID..: I8		MDL.....: 0.10		
Lead	0.054 B,J	1.0	ug/L	SW846 6020	08/27-09/04/09	LJTG51AL
		Dilution Factor: 1		Analysis Time..: 13:24	Analyst ID.....: 002260	
		Instrument ID..: I8		MDL.....: 0.034		
Antimony	0.081 B,J	2.0	ug/L	SW846 6020	08/27-09/04/09	LJTG51AC
		Dilution Factor: 1		Analysis Time..: 13:24	Analyst ID.....: 002260	
		Instrument ID..: I8		MDL.....: 0.055		
Selenium	ND	5.0	ug/L	SW846 6020	08/27-09/04/09	LJTG51CE
		Dilution Factor: 1		Analysis Time..: 13:24	Analyst ID.....: 002260	
		Instrument ID..: I8		MDL.....: 0.14		
Thallium	ND	1.0	ug/L	SW846 6020	08/27-09/04/09	LJTG51CG
		Dilution Factor: 1		Analysis Time..: 13:24	Analyst ID.....: 002260	
		Instrument ID..: I8		MDL.....: 0.12		
Vanadium	ND	20.0	ug/L	SW846 6020	08/27-09/04/09	LJTG51CH
		Dilution Factor: 1		Analysis Time..: 13:24	Analyst ID.....: 002260	
		Instrument ID..: I8		MDL.....: 0.60		
Zinc	16.3 B,J	20.0	ug/L	SW846 6020	08/27-09/04/09	LJTG51CJ
		Dilution Factor: 1		Analysis Time..: 13:24	Analyst ID.....: 002260	
		Instrument ID..: I8		MDL.....: 0.85		
Mercury	ND	0.20	ug/L	SW846 7470A	08/27-08/28/09	LJTG51CL
		Dilution Factor: 1		Analysis Time..: 12:46	Analyst ID.....: 001576	
		Instrument ID..: H1		MDL.....: 0.10		

NOTE(S):

J Method blank contamination. The associated method blank contains the target analyte at a reportable level.

B Estimated result. Result is less than RL.

Tetra Tech NUS, Inc

Client Sample ID: MSA-MW15I-082609

DISSOLVED Metals

Lot-Sample #...: A9H270136-003 **Matrix.....:** WG
Date Sampled...: 08/26/09 10:30 **Date Received..:** 08/27/09

PARAMETER	RESULT	REPORTING LIMIT	UNITS	METHOD	PREPARATION-ANALYSIS DATE	WORK ORDER #
Prep Batch #...: 9240019						
Silver	ND	1.0	ug/L	SW846 6020	08/28-09/04/09	LJVR01CF
		Dilution Factor: 1		Analysis Time..: 20:37	Analyst ID.....: 002260	
		Instrument ID..: I8		MDL.....: 0.033		
Arsenic	4.5 B	5.0	ug/L	SW846 6020	08/28-09/04/09	LJVR01AD
		Dilution Factor: 1		Analysis Time..: 20:37	Analyst ID.....: 002260	
		Instrument ID..: I8		MDL.....: 0.21		
Barium	34.2 J	1.0	ug/L	SW846 6020	08/28-09/04/09	LJVR01AE
		Dilution Factor: 1		Analysis Time..: 20:37	Analyst ID.....: 002260	
		Instrument ID..: I8		MDL.....: 0.052		
Beryllium	0.32 B	1.0	ug/L	SW846 6020	08/28-09/04/09	LJVR01AF
		Dilution Factor: 1		Analysis Time..: 20:37	Analyst ID.....: 002260	
		Instrument ID..: I8		MDL.....: 0.037		
Cadmium	0.090 B	1.0	ug/L	SW846 6020	08/28-09/04/09	LJVR01AG
		Dilution Factor: 1		Analysis Time..: 20:37	Analyst ID.....: 002260	
		Instrument ID..: I8		MDL.....: 0.027		
Cobalt	45.9	1.0	ug/L	SW846 6020	08/28-09/04/09	LJVR01AH
		Dilution Factor: 1		Analysis Time..: 20:37	Analyst ID.....: 002260	
		Instrument ID..: I8		MDL.....: 0.033		
Chromium	10.3 J	2.0	ug/L	SW846 6020	08/28-09/04/09	LJVR01CK
		Dilution Factor: 1		Analysis Time..: 20:37	Analyst ID.....: 002260	
		Instrument ID..: I8		MDL.....: 0.066		
Copper	1.3 B,J	2.0	ug/L	SW846 6020	08/28-09/04/09	LJVR01AJ
		Dilution Factor: 1		Analysis Time..: 20:37	Analyst ID.....: 002260	
		Instrument ID..: I8		MDL.....: 0.064		
Iron	17700 J	50.0	ug/L	SW846 6020	08/28-09/04/09	LJVR01AK
		Dilution Factor: 1		Analysis Time..: 20:37	Analyst ID.....: 002260	
		Instrument ID..: I8		MDL.....: 11.0		
Manganese	246 J	1.0	ug/L	SW846 6020	08/28-09/04/09	LJVR01CA
		Dilution Factor: 1		Analysis Time..: 20:37	Analyst ID.....: 002260	
		Instrument ID..: I8		MDL.....: 0.14		

(Continued on next page)

Tetra Tech NUS, Inc

Client Sample ID: MSA-MW15I-082609

DISSOLVED Metals

Lot-Sample #...: A9H270136-003 Matrix.....: WG

PARAMETER	RESULT	REPORTING LIMIT	UNITS	METHOD	PREPARATION-ANALYSIS DATE	WORK ORDER #
Molybdenum	0.66 B	2.0	ug/L	SW846 6020	08/28-09/04/09	LJVR01CC
		Dilution Factor: 1		Analysis Time..: 20:37	Analyst ID.....: 002260	
		Instrument ID..: I8		MDL.....: 0.20		
Nickel	49.9	2.0	ug/L	SW846 6020	08/28-09/04/09	LJVR01CD
		Dilution Factor: 1		Analysis Time..: 20:37	Analyst ID.....: 002260	
		Instrument ID..: I8		MDL.....: 0.10		
Lead	0.77 B,J	1.0	ug/L	SW846 6020	08/28-09/04/09	LJVR01AL
		Dilution Factor: 1		Analysis Time..: 20:37	Analyst ID.....: 002260	
		Instrument ID..: I8		MDL.....: 0.034		
Antimony	0.069 B	2.0	ug/L	SW846 6020	08/28-09/04/09	LJVR01AC
		Dilution Factor: 1		Analysis Time..: 20:37	Analyst ID.....: 002260	
		Instrument ID..: I8		MDL.....: 0.055		
Selenium	0.26 B	5.0	ug/L	SW846 6020	08/28-09/04/09	LJVR01CE
		Dilution Factor: 1		Analysis Time..: 20:37	Analyst ID.....: 002260	
		Instrument ID..: I8		MDL.....: 0.14		
Thallium	ND	1.0	ug/L	SW846 6020	08/28-09/04/09	LJVR01CG
		Dilution Factor: 1		Analysis Time..: 20:37	Analyst ID.....: 002260	
		Instrument ID..: I8		MDL.....: 0.12		
Vanadium	9.2 B	20.0	ug/L	SW846 6020	08/28-09/04/09	LJVR01CH
		Dilution Factor: 1		Analysis Time..: 20:37	Analyst ID.....: 002260	
		Instrument ID..: I8		MDL.....: 0.60		
Zinc	59.0 J	20.0	ug/L	SW846 6020	08/28-09/04/09	LJVR01CJ
		Dilution Factor: 1		Analysis Time..: 20:37	Analyst ID.....: 002260	
		Instrument ID..: I8		MDL.....: 0.85		
Mercury	0.24	0.20	ug/L	SW846 7470A	08/28/09	LJVR01CL
		Dilution Factor: 1		Analysis Time..: 16:46	Analyst ID.....: 001576	
		Instrument ID..: H1		MDL.....: 0.10		

NOTE(S):

B Estimated result. Result is less than RL.

J Method blank contamination. The associated method blank contains the target analyte at a reportable level.

Tetra Tech NUS, Inc

Client Sample ID: MSA-MW15S-082509

DISSOLVED Metals

Lot-Sample #...: A9H260266-001 Matrix.....: WG
Date Sampled...: 08/25/09 09:50 Date Received..: 08/26/09

PARAMETER	RESULT	REPORTING LIMIT	UNITS	METHOD	PREPARATION-ANALYSIS DATE	WORK ORDER #
Prep Batch #...: 9239019						
Silver	ND	1.0	ug/L	SW846 6020	08/27-09/04/09	LJTGV1CF
		Dilution Factor: 1		Analysis Time..: 13:06	Analyst ID.....: 002260	
		Instrument ID..: I8		MDL.....: 0.033		
Arsenic	2.6 B	5.0	ug/L	SW846 6020	08/27-09/04/09	LJTGV1A2
		Dilution Factor: 1		Analysis Time..: 13:06	Analyst ID.....: 002260	
		Instrument ID..: I8		MDL.....: 0.21		
Barium	22.0 J	1.0	ug/L	SW846 6020	08/27-09/04/09	LJTGV1A3
		Dilution Factor: 1		Analysis Time..: 13:06	Analyst ID.....: 002260	
		Instrument ID..: I8		MDL.....: 0.052		
Beryllium	0.90 B	1.0	ug/L	SW846 6020	08/27-09/04/09	LJTGV1A4
		Dilution Factor: 1		Analysis Time..: 13:06	Analyst ID.....: 002260	
		Instrument ID..: I8		MDL.....: 0.037		
Cadmium	0.65 B	1.0	ug/L	SW846 6020	08/27-09/04/09	LJTGV1A5
		Dilution Factor: 1		Analysis Time..: 13:06	Analyst ID.....: 002260	
		Instrument ID..: I8		MDL.....: 0.027		
Cobalt	113	1.0	ug/L	SW846 6020	08/27-09/04/09	LJTGV1A6
		Dilution Factor: 1		Analysis Time..: 13:06	Analyst ID.....: 002260	
		Instrument ID..: I8		MDL.....: 0.033		
Chromium	3.6 J	2.0	ug/L	SW846 6020	08/27-09/04/09	LJTGV1CK
		Dilution Factor: 1		Analysis Time..: 13:06	Analyst ID.....: 002260	
		Instrument ID..: I8		MDL.....: 0.066		
Copper	24.6 J	2.0	ug/L	SW846 6020	08/27-09/04/09	LJTGV1A7
		Dilution Factor: 1		Analysis Time..: 13:06	Analyst ID.....: 002260	
		Instrument ID..: I8		MDL.....: 0.064		
Iron	7800 J	50.0	ug/L	SW846 6020	08/27-09/04/09	LJTGV1A8
		Dilution Factor: 1		Analysis Time..: 13:06	Analyst ID.....: 002260	
		Instrument ID..: I8		MDL.....: 11.0		
Manganese	146 J	1.0	ug/L	SW846 6020	08/27-09/04/09	LJTGV1CA
		Dilution Factor: 1		Analysis Time..: 13:06	Analyst ID.....: 002260	
		Instrument ID..: I8		MDL.....: 0.14		

(Continued on next page)

Tetra Tech NUS, Inc

Client Sample ID: MSA-MW15S-082509

DISSOLVED Metals

Lot-Sample #...: A9H260266-001 Matrix.....: WG

PARAMETER	RESULT	REPORTING LIMIT	UNITS	METHOD	PREPARATION-ANALYSIS DATE	WORK ORDER #
Molybdenum	ND	2.0	ug/L	SW846 6020	08/27-09/04/09	LJTGV1CC
		Dilution Factor: 1		Analysis Time..: 13:06	Analyst ID.....: 002260	
		Instrument ID..: I8		MDL.....: 0.20		
Nickel	**133 J**	**2.0**	**ug/L**	**SW846 6020**	**08/27-09/04/09**	**LJTGV1CD**
		Dilution Factor: 1		Analysis Time..: 13:06	Analyst ID.....: 002260	
		Instrument ID..: I8		MDL.....: 0.10		
Lead	**1.1 J**	**1.0**	**ug/L**	**SW846 6020**	**08/27-09/04/09**	**LJTGV1A9**
		Dilution Factor: 1		Analysis Time..: 13:06	Analyst ID.....: 002260	
		Instrument ID..: I8		MDL.....: 0.034		
Antimony	**0.070 B,J**	**2.0**	**ug/L**	**SW846 6020**	**08/27-09/04/09**	**LJTGV1A1**
		Dilution Factor: 1		Analysis Time..: 13:06	Analyst ID.....: 002260	
		Instrument ID..: I8		MDL.....: 0.055		
Selenium	**1.6 B**	**5.0**	**ug/L**	**SW846 6020**	**08/27-09/04/09**	**LJTGV1CE**
		Dilution Factor: 1		Analysis Time..: 13:06	Analyst ID.....: 002260	
		Instrument ID..: I8		MDL.....: 0.14		
Thallium	ND	1.0	ug/L	SW846 6020	08/27-09/04/09	LJTGV1CG
		Dilution Factor: 1		Analysis Time..: 13:06	Analyst ID.....: 002260	
		Instrument ID..: I8		MDL.....: 0.12		
Vanadium	**2.2 B**	**20.0**	**ug/L**	**SW846 6020**	**08/27-09/04/09**	**LJTGV1CH**
		Dilution Factor: 1		Analysis Time..: 13:06	Analyst ID.....: 002260	
		Instrument ID..: I8		MDL.....: 0.60		
Zinc	**127 J**	**20.0**	**ug/L**	**SW846 6020**	**08/27-09/04/09**	**LJTGV1CJ**
		Dilution Factor: 1		Analysis Time..: 13:06	Analyst ID.....: 002260	
		Instrument ID..: I8		MDL.....: 0.85		
Mercury	ND	0.20	ug/L	SW846 7470A	08/27-08/28/09	LJTGV1CL
		Dilution Factor: 1		Analysis Time..: 12:32	Analyst ID.....: 001576	
		Instrument ID..: H1		MDL.....: 0.10		

NOTE(S):

B Estimated result. Result is less than RL.

J Method blank contamination. The associated method blank contains the target analyte at a reportable level.

Tetra Tech NUS, Inc

Client Sample ID: MSA-MW16D-082709

DISSOLVED Metals

Lot-Sample #...: A9H280119-001 Matrix.....: WG
Date Sampled...: 08/27/09 09:05 Date Received..: 08/28/09

PARAMETER	RESULT	REPORTING LIMIT	UNITS	METHOD	PREPARATION-ANALYSIS DATE	WORK ORDER #
Prep Batch #...: 9243019						
Silver	ND	1.0	ug/L	SW846 6020	08/31-09/05/09	LJX311CF
		Dilution Factor: 1		Analysis Time..: 00:03	Analyst ID.....: 002260	
		Instrument ID..: I8		MDL.....: 0.033		
Arsenic	ND	5.0	ug/L	SW846 6020	08/31-09/05/09	LJX311A2
		Dilution Factor: 1		Analysis Time..: 00:03	Analyst ID.....: 002260	
		Instrument ID..: I8		MDL.....: 0.21		
Barium	6.7 J	1.0	ug/L	SW846 6020	08/31-09/05/09	LJX311A3
		Dilution Factor: 1		Analysis Time..: 00:03	Analyst ID.....: 002260	
		Instrument ID..: I8		MDL.....: 0.052		
Beryllium	0.076 B	1.0	ug/L	SW846 6020	08/31-09/05/09	LJX311A4
		Dilution Factor: 1		Analysis Time..: 00:03	Analyst ID.....: 002260	
		Instrument ID..: I8		MDL.....: 0.037		
Cadmium	0.045 B	1.0	ug/L	SW846 6020	08/31-09/05/09	LJX311A5
		Dilution Factor: 1		Analysis Time..: 00:03	Analyst ID.....: 002260	
		Instrument ID..: I8		MDL.....: 0.027		
Cobalt	6.2	1.0	ug/L	SW846 6020	08/31-09/05/09	LJX311A6
		Dilution Factor: 1		Analysis Time..: 00:03	Analyst ID.....: 002260	
		Instrument ID..: I8		MDL.....: 0.033		
Chromium	0.20 B,J	2.0	ug/L	SW846 6020	08/31-09/05/09	LJX311CK
		Dilution Factor: 1		Analysis Time..: 00:03	Analyst ID.....: 002260	
		Instrument ID..: I8		MDL.....: 0.066		
Copper	1.3 B,J	2.0	ug/L	SW846 6020	08/31-09/05/09	LJX311A7
		Dilution Factor: 1		Analysis Time..: 00:03	Analyst ID.....: 002260	
		Instrument ID..: I8		MDL.....: 0.064		
Iron	1270 J	50.0	ug/L	SW846 6020	08/31-09/05/09	LJX311A8
		Dilution Factor: 1		Analysis Time..: 00:03	Analyst ID.....: 002260	
		Instrument ID..: I8		MDL.....: 11.0		
Manganese	30.6 J	1.0	ug/L	SW846 6020	08/31-09/10/09	LJX311CA
		Dilution Factor: 1		Analysis Time..: 17:38	Analyst ID.....: 002260	
		Instrument ID..: I8		MDL.....: 0.14		

(Continued on next page)

Tetra Tech NUS, Inc

Client Sample ID: MSA-MW16D-082709

DISSOLVED Metals

Lot-Sample #...: A9H280119-001 Matrix.....: WG

PARAMETER	RESULT	REPORTING LIMIT	UNITS	METHOD	PREPARATION-ANALYSIS DATE	WORK ORDER #
Molybdenum	ND	2.0	ug/L	SW846 6020	08/31-09/05/09	LJX311CC
		Dilution Factor: 1		Analysis Time..: 00:03	Analyst ID.....: 002260	
		Instrument ID..: I8		MDL.....: 0.20		
Nickel	**8.9 J**	**2.0**	**ug/L**	**SW846 6020**	**08/31-09/05/09**	**LJX311CD**
		Dilution Factor: 1		Analysis Time..: 00:03	Analyst ID.....: 002260	
		Instrument ID..: I8		MDL.....: 0.10		
Lead	**0.070 B,J**	**1.0**	**ug/L**	**SW846 6020**	**08/31-09/05/09**	**LJX311A9**
		Dilution Factor: 1		Analysis Time..: 00:03	Analyst ID.....: 002260	
		Instrument ID..: I8		MDL.....: 0.034		
Antimony	ND	2.0	ug/L	SW846 6020	08/31-09/05/09	LJX311A1
		Dilution Factor: 1		Analysis Time..: 00:03	Analyst ID.....: 002260	
		Instrument ID..: I8		MDL.....: 0.055		
Selenium	**0.15 B**	**5.0**	**ug/L**	**SW846 6020**	**08/31-09/05/09**	**LJX311CE**
		Dilution Factor: 1		Analysis Time..: 00:03	Analyst ID.....: 002260	
		Instrument ID..: I8		MDL.....: 0.14		
Thallium	ND	1.0	ug/L	SW846 6020	08/31-09/05/09	LJX311CG
		Dilution Factor: 1		Analysis Time..: 00:03	Analyst ID.....: 002260	
		Instrument ID..: I8		MDL.....: 0.12		
Vanadium	ND	20.0	ug/L	SW846 6020	08/31-09/05/09	LJX311CH
		Dilution Factor: 1		Analysis Time..: 00:03	Analyst ID.....: 002260	
		Instrument ID..: I8		MDL.....: 0.60		
Zinc	**16.1 B,J**	**20.0**	**ug/L**	**SW846 6020**	**08/31-09/05/09**	**LJX311CJ**
		Dilution Factor: 1		Analysis Time..: 00:03	Analyst ID.....: 002260	
		Instrument ID..: I8		MDL.....: 0.85		
Mercury	ND	0.20	ug/L	SW846 7470A	08/31-09/01/09	LJX311CL
		Dilution Factor: 1		Analysis Time..: 14:04	Analyst ID.....: 001576	
		Instrument ID..: H1		MDL.....: 0.10		

NOTE(S):

J Method blank contamination. The associated method blank contains the target analyte at a reportable level.

B Estimated result. Result is less than RL.

Tetra Tech NUS, Inc

Client Sample ID: MSA-MW16I-082609

DISSOLVED Metals

Lot-Sample #...: A9H270136-005 Matrix.....: WG
Date Sampled...: 08/26/09 17:55 Date Received..: 08/27/09

PARAMETER	RESULT	REPORTING LIMIT	UNITS	METHOD	PREPARATION-ANALYSIS DATE	WORK ORDER #
Prep Batch #...: 9240019						
Silver	ND	1.0	ug/L	SW846 6020	08/28-09/04/09	LJVR21CF
		Dilution Factor: 1		Analysis Time..: 21:04	Analyst ID.....: 002260	
		Instrument ID..: I8		MDL.....: 0.033		
Arsenic	**39.2**	**5.0**	**ug/L**	**SW846 6020**	**08/28-09/04/09**	**LJVR21AD**
		Dilution Factor: 1		Analysis Time..: 21:04	Analyst ID.....: 002260	
		Instrument ID..: I8		MDL.....: 0.21		
Barium	**6.6 J**	**1.0**	**ug/L**	**SW846 6020**	**08/28-09/04/09**	**LJVR21AE**
		Dilution Factor: 1		Analysis Time..: 21:04	Analyst ID.....: 002260	
		Instrument ID..: I8		MDL.....: 0.052		
Beryllium	ND	1.0	ug/L	SW846 6020	08/28-09/04/09	LJVR21AF
		Dilution Factor: 1		Analysis Time..: 21:04	Analyst ID.....: 002260	
		Instrument ID..: I8		MDL.....: 0.037		
Cadmium	ND	1.0	ug/L	SW846 6020	08/28-09/04/09	LJVR21AG
		Dilution Factor: 1		Analysis Time..: 21:04	Analyst ID.....: 002260	
		Instrument ID..: I8		MDL.....: 0.027		
Cobalt	**6.7**	**1.0**	**ug/L**	**SW846 6020**	**08/28-09/04/09**	**LJVR21AH**
		Dilution Factor: 1		Analysis Time..: 21:04	Analyst ID.....: 002260	
		Instrument ID..: I8		MDL.....: 0.033		
Chromium	**0.39 B,J**	**2.0**	**ug/L**	**SW846 6020**	**08/28-09/04/09**	**LJVR21CK**
		Dilution Factor: 1		Analysis Time..: 21:04	Analyst ID.....: 002260	
		Instrument ID..: I8		MDL.....: 0.066		
Copper	ND	2.0	ug/L	SW846 6020	08/28-09/04/09	LJVR21AJ
		Dilution Factor: 1		Analysis Time..: 21:04	Analyst ID.....: 002260	
		Instrument ID..: I8		MDL.....: 0.064		
Iron	**4590 J**	**50.0**	**ug/L**	**SW846 6020**	**08/28-09/04/09**	**LJVR21AK**
		Dilution Factor: 1		Analysis Time..: 21:04	Analyst ID.....: 002260	
		Instrument ID..: I8		MDL.....: 11.0		
Manganese	**57.3 J**	**1.0**	**ug/L**	**SW846 6020**	**08/28-09/08/09**	**LJVR21CA**
		Dilution Factor: 1		Analysis Time..: 11:04	Analyst ID.....: 002260	
		Instrument ID..: I8		MDL.....: 0.14		

(Continued on next page)

Tetra Tech NUS, Inc

Client Sample ID: MSA-MW16I-082609

DISSOLVED Metals

Lot-Sample #...: A9H270136-005 Matrix.....: WG

PARAMETER	RESULT	REPORTING LIMIT	UNITS	METHOD	PREPARATION-ANALYSIS DATE	WORK ORDER #
Molybdenum	**1.9 B**	**2.0**	**ug/L**	**SW846 6020**	**08/28-09/04/09**	**LJVR21CC**
		Dilution Factor: 1		Analysis Time..: 21:04	Analyst ID.....: 002260	
		Instrument ID..: I8		MDL.....: 0.20		
Nickel	**9.6**	**2.0**	**ug/L**	**SW846 6020**	**08/28-09/04/09**	**LJVR21CD**
		Dilution Factor: 1		Analysis Time..: 21:04	Analyst ID.....: 002260	
		Instrument ID..: I8		MDL.....: 0.10		
Lead	**0.085 B,J**	**1.0**	**ug/L**	**SW846 6020**	**08/28-09/04/09**	**LJVR21AL**
		Dilution Factor: 1		Analysis Time..: 21:04	Analyst ID.....: 002260	
		Instrument ID..: I8		MDL.....: 0.034		
Antimony	ND	2.0	ug/L	SW846 6020	08/28-09/04/09	LJVR21AC
		Dilution Factor: 1		Analysis Time..: 21:04	Analyst ID.....: 002260	
		Instrument ID..: I8		MDL.....: 0.055		
Selenium	ND	5.0	ug/L	SW846 6020	08/28-09/04/09	LJVR21CE
		Dilution Factor: 1		Analysis Time..: 21:04	Analyst ID.....: 002260	
		Instrument ID..: I8		MDL.....: 0.14		
Thallium	ND	1.0	ug/L	SW846 6020	08/28-09/04/09	LJVR21CG
		Dilution Factor: 1		Analysis Time..: 21:04	Analyst ID.....: 002260	
		Instrument ID..: I8		MDL.....: 0.12		
Vanadium	ND	20.0	ug/L	SW846 6020	08/28-09/04/09	LJVR21CH
		Dilution Factor: 1		Analysis Time..: 21:04	Analyst ID.....: 002260	
		Instrument ID..: I8		MDL.....: 0.60		
Zinc	**11.1 B,J**	**20.0**	**ug/L**	**SW846 6020**	**08/28-09/04/09**	**LJVR21CJ**
		Dilution Factor: 1		Analysis Time..: 21:04	Analyst ID.....: 002260	
		Instrument ID..: I8		MDL.....: 0.85		
Mercury	ND	0.20	ug/L	SW846 7470A	08/28/09	LJVR21CL
		Dilution Factor: 1		Analysis Time..: 16:53	Analyst ID.....: 001576	
		Instrument ID..: H1		MDL.....: 0.10		

NOTE(S):

J Method blank contamination. The associated method blank contains the target analyte at a reportable level.

B Estimated result. Result is less than RL.

Tetra Tech NUS, Inc

Client Sample ID: MSA-MW16S-082609

DISSOLVED Metals

Lot-Sample #...: A9H270136-004 Matrix.....: WG
Date Sampled...: 08/26/09 14:20 Date Received..: 08/27/09

PARAMETER	RESULT	REPORTING LIMIT	UNITS	METHOD	PREPARATION-ANALYSIS DATE	WORK ORDER #
Prep Batch #...: 9240019						
Silver	ND	1.0	ug/L	SW846 6020	08/28-09/04/09	LJVR11CF
		Dilution Factor: 1		Analysis Time..: 20:41	Analyst ID.....: 002260	
		Instrument ID..: I8		MDL.....: 0.033		
Arsenic	**2.0 B**	**5.0**	**ug/L**	**SW846 6020**	**08/28-09/04/09**	**LJVR11AP**
		Dilution Factor: 1		Analysis Time..: 20:41	Analyst ID.....: 002260	
		Instrument ID..: I8		MDL.....: 0.21		
Barium	**47.4 J**	**1.0**	**ug/L**	**SW846 6020**	**08/28-09/04/09**	**LJVR11AQ**
		Dilution Factor: 1		Analysis Time..: 20:41	Analyst ID.....: 002260	
		Instrument ID..: I8		MDL.....: 0.052		
Beryllium	**0.32 B**	**1.0**	**ug/L**	**SW846 6020**	**08/28-09/04/09**	**LJVR11AR**
		Dilution Factor: 1		Analysis Time..: 20:41	Analyst ID.....: 002260	
		Instrument ID..: I8		MDL.....: 0.037		
Cadmium	ND	1.0	ug/L	SW846 6020	08/28-09/04/09	LJVR11AT
		Dilution Factor: 1		Analysis Time..: 20:41	Analyst ID.....: 002260	
		Instrument ID..: I8		MDL.....: 0.027		
Cobalt	**17.6**	**1.0**	**ug/L**	**SW846 6020**	**08/28-09/04/09**	**LJVR11AU**
		Dilution Factor: 1		Analysis Time..: 20:41	Analyst ID.....: 002260	
		Instrument ID..: I8		MDL.....: 0.033		
Chromium	**3.5 J**	**2.0**	**ug/L**	**SW846 6020**	**08/28-09/04/09**	**LJVR11CK**
		Dilution Factor: 1		Analysis Time..: 20:41	Analyst ID.....: 002260	
		Instrument ID..: I8		MDL.....: 0.066		
Copper	ND	2.0	ug/L	SW846 6020	08/28-09/04/09	LJVR11AV
		Dilution Factor: 1		Analysis Time..: 20:41	Analyst ID.....: 002260	
		Instrument ID..: I8		MDL.....: 0.064		
Iron	**32800 J**	**50.0**	**ug/L**	**SW846 6020**	**08/28-09/04/09**	**LJVR11AW**
		Dilution Factor: 1		Analysis Time..: 20:41	Analyst ID.....: 002260	
		Instrument ID..: I8		MDL.....: 11.0		
Manganese	**1740 J**	**1.0**	**ug/L**	**SW846 6020**	**08/28-09/04/09**	**LJVR11CA**
		Dilution Factor: 1		Analysis Time..: 20:41	Analyst ID.....: 002260	
		Instrument ID..: I8		MDL.....: 0.14		

(Continued on next page)

Tetra Tech NUS, Inc

Client Sample ID: MSA-MW16S-082609

DISSOLVED Metals

Lot-Sample #...: A9H270136-004 Matrix.....: WG

PARAMETER	RESULT	REPORTING LIMIT	UNITS	METHOD	PREPARATION-ANALYSIS DATE	WORK ORDER #
Molybdenum	ND	2.0	ug/L	SW846 6020	08/28-09/04/09	LJVR11CC
		Dilution Factor: 1		Analysis Time..: 20:41	Analyst ID.....: 002260	
		Instrument ID..: I8		MDL.....: 0.20		
Nickel	22.1	2.0	ug/L	SW846 6020	08/28-09/04/09	LJVR11CD
		Dilution Factor: 1		Analysis Time..: 20:41	Analyst ID.....: 002260	
		Instrument ID..: I8		MDL.....: 0.10		
Lead	0.11 B,J	1.0	ug/L	SW846 6020	08/28-09/04/09	LJVR11AX
		Dilution Factor: 1		Analysis Time..: 20:41	Analyst ID.....: 002260	
		Instrument ID..: I8		MDL.....: 0.034		
Antimony	0.057 B	2.0	ug/L	SW846 6020	08/28-09/04/09	LJVR11AN
		Dilution Factor: 1		Analysis Time..: 20:41	Analyst ID.....: 002260	
		Instrument ID..: I8		MDL.....: 0.055		
Selenium	0.47 B	5.0	ug/L	SW846 6020	08/28-09/04/09	LJVR11CE
		Dilution Factor: 1		Analysis Time..: 20:41	Analyst ID.....: 002260	
		Instrument ID..: I8		MDL.....: 0.14		
Thallium	ND	1.0	ug/L	SW846 6020	08/28-09/04/09	LJVR11CG
		Dilution Factor: 1		Analysis Time..: 20:41	Analyst ID.....: 002260	
		Instrument ID..: I8		MDL.....: 0.12		
Vanadium	2.7 B	20.0	ug/L	SW846 6020	08/28-09/04/09	LJVR11CH
		Dilution Factor: 1		Analysis Time..: 20:41	Analyst ID.....: 002260	
		Instrument ID..: I8		MDL.....: 0.60		
Zinc	6.1 B,J	20.0	ug/L	SW846 6020	08/28-09/04/09	LJVR11CJ
		Dilution Factor: 1		Analysis Time..: 20:41	Analyst ID.....: 002260	
		Instrument ID..: I8		MDL.....: 0.85		
Mercury	ND	0.20	ug/L	SW846 7470A	08/28-09/01/09	LJVR11CL
		Dilution Factor: 1		Analysis Time..: 14:24	Analyst ID.....: 001576	
		Instrument ID..: H4		MDL.....: 0.10		

NOTE(S):

B Estimated result. Result is less than RL.

J Method blank contamination. The associated method blank contains the target analyte at a reportable level.

Tetra Tech NUS, Inc

Client Sample ID: MSA-MW17I-082809

DISSOLVED Metals

Lot-Sample #...: A9H290107-001 Matrix.....: WG
Date Sampled...: 08/28/09 11:15 Date Received..: 08/29/09

PARAMETER	RESULT	REPORTING LIMIT	UNITS	METHOD	PREPARATION-ANALYSIS DATE	WORK ORDER #
Prep Batch #...: 9243019						
Silver	ND	1.0	ug/L	SW846 6020	08/31-09/05/09	LJ1771CF
		Dilution Factor: 1		Analysis Time..: 00:39	Analyst ID.....: 002260	
		Instrument ID..: I8		MDL.....: 0.033		
Arsenic	**11.7**	**5.0**	**ug/L**	**SW846 6020**	**08/31-09/05/09**	**LJ1771A2**
		Dilution Factor: 1		Analysis Time..: 00:39	Analyst ID.....: 002260	
		Instrument ID..: I8		MDL.....: 0.21		
Barium	**14.5 J**	**1.0**	**ug/L**	**SW846 6020**	**08/31-09/05/09**	**LJ1771A3**
		Dilution Factor: 1		Analysis Time..: 00:39	Analyst ID.....: 002260	
		Instrument ID..: I8		MDL.....: 0.052		
Beryllium	**0.038 B**	**1.0**	**ug/L**	**SW846 6020**	**08/31-09/05/09**	**LJ1771A4**
		Dilution Factor: 1		Analysis Time..: 00:39	Analyst ID.....: 002260	
		Instrument ID..: I8		MDL.....: 0.037		
Cadmium	ND	1.0	ug/L	SW846 6020	08/31-09/05/09	LJ1771A5
		Dilution Factor: 1		Analysis Time..: 00:39	Analyst ID.....: 002260	
		Instrument ID..: I8		MDL.....: 0.027		
Cobalt	**9.2**	**1.0**	**ug/L**	**SW846 6020**	**08/31-09/05/09**	**LJ1771A6**
		Dilution Factor: 1		Analysis Time..: 00:39	Analyst ID.....: 002260	
		Instrument ID..: I8		MDL.....: 0.033		
Chromium	**0.32 B,J**	**2.0**	**ug/L**	**SW846 6020**	**08/31-09/05/09**	**LJ1771CK**
		Dilution Factor: 1		Analysis Time..: 00:39	Analyst ID.....: 002260	
		Instrument ID..: I8		MDL.....: 0.066		
Copper	ND	2.0	ug/L	SW846 6020	08/31-09/05/09	LJ1771A7
		Dilution Factor: 1		Analysis Time..: 00:39	Analyst ID.....: 002260	
		Instrument ID..: I8		MDL.....: 0.064		
Iron	**11500 J**	**50.0**	**ug/L**	**SW846 6020**	**08/31-09/05/09**	**LJ1771A8**
		Dilution Factor: 1		Analysis Time..: 00:39	Analyst ID.....: 002260	
		Instrument ID..: I8		MDL.....: 11.0		
Manganese	**82.3 J**	**1.0**	**ug/L**	**SW846 6020**	**08/31-09/10/09**	**LJ1771CA**
		Dilution Factor: 1		Analysis Time..: 18:13	Analyst ID.....: 002260	
		Instrument ID..: I8		MDL.....: 0.14		

(Continued on next page)

Tetra Tech NUS, Inc

Client Sample ID: MSA-MW17I-082809

DISSOLVED Metals

Lot-Sample #...: A9H290107-001 Matrix.....: WG

PARAMETER	RESULT	REPORTING LIMIT	UNITS	METHOD	PREPARATION-ANALYSIS DATE	WORK ORDER #
Molybdenum	0.27 B	2.0	ug/L	SW846 6020	08/31-09/05/09	LJ1771CC
		Dilution Factor: 1		Analysis Time..: 00:39	Analyst ID.....: 002260	
		Instrument ID..: I8		MDL.....: 0.20		
Nickel	9.1 J	2.0	ug/L	SW846 6020	08/31-09/05/09	LJ1771CD
		Dilution Factor: 1		Analysis Time..: 00:39	Analyst ID.....: 002260	
		Instrument ID..: I8		MDL.....: 0.10		
Lead	0.15 B,J	1.0	ug/L	SW846 6020	08/31-09/05/09	LJ1771A9
		Dilution Factor: 1		Analysis Time..: 00:39	Analyst ID.....: 002260	
		Instrument ID..: I8		MDL.....: 0.034		
Antimony	ND	2.0	ug/L	SW846 6020	08/31-09/05/09	LJ1771A1
		Dilution Factor: 1		Analysis Time..: 00:39	Analyst ID.....: 002260	
		Instrument ID..: I8		MDL.....: 0.055		
Selenium	ND	5.0	ug/L	SW846 6020	08/31-09/05/09	LJ1771CE
		Dilution Factor: 1		Analysis Time..: 00:39	Analyst ID.....: 002260	
		Instrument ID..: I8		MDL.....: 0.14		
Thallium	ND	1.0	ug/L	SW846 6020	08/31-09/05/09	LJ1771CG
		Dilution Factor: 1		Analysis Time..: 00:39	Analyst ID.....: 002260	
		Instrument ID..: I8		MDL.....: 0.12		
Vanadium	ND	20.0	ug/L	SW846 6020	08/31-09/05/09	LJ1771CH
		Dilution Factor: 1		Analysis Time..: 00:39	Analyst ID.....: 002260	
		Instrument ID..: I8		MDL.....: 0.60		
Zinc	5.4 B,J	20.0	ug/L	SW846 6020	08/31-09/05/09	LJ1771CJ
		Dilution Factor: 1		Analysis Time..: 00:39	Analyst ID.....: 002260	
		Instrument ID..: I8		MDL.....: 0.85		
Mercury	ND	0.20	ug/L	SW846 7470A	08/31-09/01/09	LJ1771CL
		Dilution Factor: 1		Analysis Time..: 14:05	Analyst ID.....: 001576	
		Instrument ID..: H1		MDL.....: 0.10		

NOTE(S):

J Method blank contamination. The associated method blank contains the target analyte at a reportable level.

B Estimated result. Result is less than RL.

Tetra Tech NUS, Inc

Client Sample ID: MSA-MW17S-082809

DISSOLVED Metals

Lot-Sample #...: A9H290107-002 Matrix.....: WG
Date Sampled...: 08/28/09 09:40 Date Received..: 08/29/09

PARAMETER	RESULT	REPORTING LIMIT	UNITS	METHOD	PREPARATION-ANALYSIS DATE	WORK ORDER #
Prep Batch #...: 9243019						
Silver	ND	1.0	ug/L	SW846 6020	08/31-09/05/09	LJ1791CF
		Dilution Factor: 1		Analysis Time..: 00:48	Analyst ID.....: 002260	
		Instrument ID..: I8		MDL.....: 0.033		
Arsenic	7.0	5.0	ug/L	SW846 6020	08/31-09/05/09	LJ1791AD
		Dilution Factor: 1		Analysis Time..: 00:48	Analyst ID.....: 002260	
		Instrument ID..: I8		MDL.....: 0.21		
Barium	65.4 J	1.0	ug/L	SW846 6020	08/31-09/05/09	LJ1791AE
		Dilution Factor: 1		Analysis Time..: 00:48	Analyst ID.....: 002260	
		Instrument ID..: I8		MDL.....: 0.052		
Beryllium	ND	1.0	ug/L	SW846 6020	08/31-09/05/09	LJ1791AF
		Dilution Factor: 1		Analysis Time..: 00:48	Analyst ID.....: 002260	
		Instrument ID..: I8		MDL.....: 0.037		
Cadmium	ND	1.0	ug/L	SW846 6020	08/31-09/05/09	LJ1791AG
		Dilution Factor: 1		Analysis Time..: 00:48	Analyst ID.....: 002260	
		Instrument ID..: I8		MDL.....: 0.027		
Cobalt	0.53 B	1.0	ug/L	SW846 6020	08/31-09/05/09	LJ1791AH
		Dilution Factor: 1		Analysis Time..: 00:48	Analyst ID.....: 002260	
		Instrument ID..: I8		MDL.....: 0.033		
Chromium	0.70 B,J	2.0	ug/L	SW846 6020	08/31-09/05/09	LJ1791CK
		Dilution Factor: 1		Analysis Time..: 00:48	Analyst ID.....: 002260	
		Instrument ID..: I8		MDL.....: 0.066		
Copper	ND	2.0	ug/L	SW846 6020	08/31-09/05/09	LJ1791AJ
		Dilution Factor: 1		Analysis Time..: 00:48	Analyst ID.....: 002260	
		Instrument ID..: I8		MDL.....: 0.064		
Iron	41600 J	50.0	ug/L	SW846 6020	08/31-09/05/09	LJ1791AK
		Dilution Factor: 1		Analysis Time..: 00:48	Analyst ID.....: 002260	
		Instrument ID..: I8		MDL.....: 11.0		
Manganese	876 J	1.0	ug/L	SW846 6020	08/31-09/10/09	LJ1791CA
		Dilution Factor: 1		Analysis Time..: 18:22	Analyst ID.....: 002260	
		Instrument ID..: I8		MDL.....: 0.14		

(Continued on next page)

Tetra Tech NUS, Inc

Client Sample ID: MSA-MW17S-082809

DISSOLVED Metals

Lot-Sample #...: A9H290107-002 Matrix.....: WG

PARAMETER	RESULT	REPORTING LIMIT	UNITS	METHOD	PREPARATION-ANALYSIS DATE	WORK ORDER #
Molybdenum	0.95 B	2.0	ug/L	SW846 6020	08/31-09/05/09	LJ1791CC
		Dilution Factor: 1		Analysis Time..: 00:48	Analyst ID.....: 002260	
		Instrument ID..: I8		MDL.....: 0.20		
Nickel	0.32 B,J	2.0	ug/L	SW846 6020	08/31-09/05/09	LJ1791CD
		Dilution Factor: 1		Analysis Time..: 00:48	Analyst ID.....: 002260	
		Instrument ID..: I8		MDL.....: 0.10		
Lead	0.10 B,J	1.0	ug/L	SW846 6020	08/31-09/05/09	LJ1791AL
		Dilution Factor: 1		Analysis Time..: 00:48	Analyst ID.....: 002260	
		Instrument ID..: I8		MDL.....: 0.034		
Antimony	ND	2.0	ug/L	SW846 6020	08/31-09/05/09	LJ1791AC
		Dilution Factor: 1		Analysis Time..: 00:48	Analyst ID.....: 002260	
		Instrument ID..: I8		MDL.....: 0.055		
Selenium	ND	5.0	ug/L	SW846 6020	08/31-09/05/09	LJ1791CE
		Dilution Factor: 1		Analysis Time..: 00:48	Analyst ID.....: 002260	
		Instrument ID..: I8		MDL.....: 0.14		
Thallium	ND	1.0	ug/L	SW846 6020	08/31-09/05/09	LJ1791CG
		Dilution Factor: 1		Analysis Time..: 00:48	Analyst ID.....: 002260	
		Instrument ID..: I8		MDL.....: 0.12		
Vanadium	ND	20.0	ug/L	SW846 6020	08/31-09/05/09	LJ1791CH
		Dilution Factor: 1		Analysis Time..: 00:48	Analyst ID.....: 002260	
		Instrument ID..: I8		MDL.....: 0.60		
Zinc	2.1 B,J	20.0	ug/L	SW846 6020	08/31-09/05/09	LJ1791CJ
		Dilution Factor: 1		Analysis Time..: 00:48	Analyst ID.....: 002260	
		Instrument ID..: I8		MDL.....: 0.85		
Mercury	ND	0.20	ug/L	SW846 7470A	08/31-09/01/09	LJ1791CL
		Dilution Factor: 1		Analysis Time..: 14:00	Analyst ID.....: 001576	
		Instrument ID..: H1		MDL.....: 0.10		

NOTE(S):

J Method blank contamination. The associated method blank contains the target analyte at a reportable level.

B Estimated result. Result is less than RL.

Tetra Tech NUS, Inc

Client Sample ID: MSA-MW20D-082709

DISSOLVED Metals

Lot-Sample #...: A9H280119-003 Matrix.....: WG
Date Sampled...: 08/27/09 13:30 Date Received..: 08/28/09

PARAMETER	RESULT	REPORTING LIMIT	UNITS	METHOD	PREPARATION-ANALYSIS DATE	WORK ORDER #
Prep Batch #...: 9243019						
Silver	ND	1.0	ug/L	SW846 6020	08/31-09/05/09	LJX4Q1CF
		Dilution Factor: 1		Analysis Time..: 00:21	Analyst ID.....: 002260	
		Instrument ID..: I8		MDL.....: 0.033		
Arsenic	ND	5.0	ug/L	SW846 6020	08/31-09/05/09	LJX4Q1AD
		Dilution Factor: 1		Analysis Time..: 00:21	Analyst ID.....: 002260	
		Instrument ID..: I8		MDL.....: 0.21		
Barium	**142 J**	**1.0**	**ug/L**	**SW846 6020**	**08/31-09/05/09**	**LJX4Q1AE**
		Dilution Factor: 1		Analysis Time..: 00:21	Analyst ID.....: 002260	
		Instrument ID..: I8		MDL.....: 0.052		
Beryllium	**0.81 B**	**1.0**	**ug/L**	**SW846 6020**	**08/31-09/05/09**	**LJX4Q1AF**
		Dilution Factor: 1		Analysis Time..: 00:21	Analyst ID.....: 002260	
		Instrument ID..: I8		MDL.....: 0.037		
Cadmium	**0.41 B**	**1.0**	**ug/L**	**SW846 6020**	**08/31-09/05/09**	**LJX4Q1AG**
		Dilution Factor: 1		Analysis Time..: 00:21	Analyst ID.....: 002260	
		Instrument ID..: I8		MDL.....: 0.027		
Cobalt	**79.7**	**1.0**	**ug/L**	**SW846 6020**	**08/31-09/05/09**	**LJX4Q1AH**
		Dilution Factor: 1		Analysis Time..: 00:21	Analyst ID.....: 002260	
		Instrument ID..: I8		MDL.....: 0.033		
Chromium	**3.4 J**	**2.0**	**ug/L**	**SW846 6020**	**08/31-09/05/09**	**LJX4Q1CK**
		Dilution Factor: 1		Analysis Time..: 00:21	Analyst ID.....: 002260	
		Instrument ID..: I8		MDL.....: 0.066		
Copper	**0.31 B,J**	**2.0**	**ug/L**	**SW846 6020**	**08/31-09/05/09**	**LJX4Q1AJ**
		Dilution Factor: 1		Analysis Time..: 00:21	Analyst ID.....: 002260	
		Instrument ID..: I8		MDL.....: 0.064		
Iron	**697 J**	**50.0**	**ug/L**	**SW846 6020**	**08/31-09/05/09**	**LJX4Q1AK**
		Dilution Factor: 1		Analysis Time..: 00:21	Analyst ID.....: 002260	
		Instrument ID..: I8		MDL.....: 11.0		
Manganese	**1150 J**	**1.0**	**ug/L**	**SW846 6020**	**08/31-09/10/09**	**LJX4Q1CA**
		Dilution Factor: 1		Analysis Time..: 18:04	Analyst ID.....: 002260	
		Instrument ID..: I8		MDL.....: 0.14		

(Continued on next page)

Tetra Tech NUS, Inc

Client Sample ID: MSA-MW20D-082709

DISSOLVED Metals

Lot-Sample #...: A9H280119-003 Matrix.....: WG

PARAMETER	RESULT	REPORTING LIMIT	UNITS	METHOD	PREPARATION-ANALYSIS DATE	WORK ORDER #
Molybdenum	ND	2.0	ug/L	SW846 6020	08/31-09/05/09	LJX4Q1CC
		Dilution Factor: 1		Analysis Time..: 00:21	Analyst ID.....: 002260	
		Instrument ID..: I8		MDL.....: 0.20		
Nickel	**58.4 J**	**2.0**	**ug/L**	**SW846 6020**	**08/31-09/05/09**	**LJX4Q1CD**
		Dilution Factor: 1		Analysis Time..: 00:21	Analyst ID.....: 002260	
		Instrument ID..: I8		MDL.....: 0.10		
Lead	**0.078 B,J**	**1.0**	**ug/L**	**SW846 6020**	**08/31-09/05/09**	**LJX4Q1AL**
		Dilution Factor: 1		Analysis Time..: 00:21	Analyst ID.....: 002260	
		Instrument ID..: I8		MDL.....: 0.034		
Antimony	ND	2.0	ug/L	SW846 6020	08/31-09/05/09	LJX4Q1AC
		Dilution Factor: 1		Analysis Time..: 00:21	Analyst ID.....: 002260	
		Instrument ID..: I8		MDL.....: 0.055		
Selenium	**0.53 B**	**5.0**	**ug/L**	**SW846 6020**	**08/31-09/05/09**	**LJX4Q1CE**
		Dilution Factor: 1		Analysis Time..: 00:21	Analyst ID.....: 002260	
		Instrument ID..: I8		MDL.....: 0.14		
Thallium	ND	1.0	ug/L	SW846 6020	08/31-09/05/09	LJX4Q1CG
		Dilution Factor: 1		Analysis Time..: 00:21	Analyst ID.....: 002260	
		Instrument ID..: I8		MDL.....: 0.12		
Vanadium	ND	20.0	ug/L	SW846 6020	08/31-09/05/09	LJX4Q1CH
		Dilution Factor: 1		Analysis Time..: 00:21	Analyst ID.....: 002260	
		Instrument ID..: I8		MDL.....: 0.60		
Zinc	**169 J**	**20.0**	**ug/L**	**SW846 6020**	**08/31-09/05/09**	**LJX4Q1CJ**
		Dilution Factor: 1		Analysis Time..: 00:21	Analyst ID.....: 002260	
		Instrument ID..: I8		MDL.....: 0.85		
Mercury	ND	0.20	ug/L	SW846 7470A	08/31-09/01/09	LJX4Q1CL
		Dilution Factor: 1		Analysis Time..: 13:56	Analyst ID.....: 001576	
		Instrument ID..: H1		MDL.....: 0.10		

NOTE(S):

J Method blank contamination. The associated method blank contains the target analyte at a reportable level.

B Estimated result. Result is less than RL.

Tetra Tech NUS, Inc

Client Sample ID: MSA-MW20I-082709

DISSOLVED Metals

Lot-Sample #...: A9H280119-002 Matrix.....: WG
Date Sampled...: 08/27/09 11:10 Date Received..: 08/28/09

PARAMETER	RESULT	REPORTING LIMIT	UNITS	METHOD	PREPARATION-ANALYSIS DATE	WORK ORDER #
Prep Batch #...: 9243019						
Silver	ND	1.0	ug/L	SW846 6020	08/31-09/05/09	LJX4P1CF
		Dilution Factor: 1		Analysis Time..: 00:12	Analyst ID.....: 002260	
		Instrument ID..: I8		MDL.....: 0.033		
Arsenic	**2.8 B**	**5.0**	**ug/L**	**SW846 6020**	**08/31-09/05/09**	**LJX4P1AD**
		Dilution Factor: 1		Analysis Time..: 00:12	Analyst ID.....: 002260	
		Instrument ID..: I8		MDL.....: 0.21		
Barium	**16.9 J**	**1.0**	**ug/L**	**SW846 6020**	**08/31-09/05/09**	**LJX4P1AE**
		Dilution Factor: 1		Analysis Time..: 00:12	Analyst ID.....: 002260	
		Instrument ID..: I8		MDL.....: 0.052		
Beryllium	ND	1.0	ug/L	SW846 6020	08/31-09/05/09	LJX4P1AF
		Dilution Factor: 1		Analysis Time..: 00:12	Analyst ID.....: 002260	
		Instrument ID..: I8		MDL.....: 0.037		
Cadmium	ND	1.0	ug/L	SW846 6020	08/31-09/05/09	LJX4P1AG
		Dilution Factor: 1		Analysis Time..: 00:12	Analyst ID.....: 002260	
		Instrument ID..: I8		MDL.....: 0.027		
Cobalt	**12.7**	**1.0**	**ug/L**	**SW846 6020**	**08/31-09/05/09**	**LJX4P1AH**
		Dilution Factor: 1		Analysis Time..: 00:12	Analyst ID.....: 002260	
		Instrument ID..: I8		MDL.....: 0.033		
Chromium	**0.65 B,J**	**2.0**	**ug/L**	**SW846 6020**	**08/31-09/05/09**	**LJX4P1CK**
		Dilution Factor: 1		Analysis Time..: 00:12	Analyst ID.....: 002260	
		Instrument ID..: I8		MDL.....: 0.066		
Copper	**0.39 B,J**	**2.0**	**ug/L**	**SW846 6020**	**08/31-09/05/09**	**LJX4P1AJ**
		Dilution Factor: 1		Analysis Time..: 00:12	Analyst ID.....: 002260	
		Instrument ID..: I8		MDL.....: 0.064		
Iron	**45300 J**	**50.0**	**ug/L**	**SW846 6020**	**08/31-09/05/09**	**LJX4P1AK**
		Dilution Factor: 1		Analysis Time..: 00:12	Analyst ID.....: 002260	
		Instrument ID..: I8		MDL.....: 11.0		
Manganese	**2010 J**	**1.0**	**ug/L**	**SW846 6020**	**08/31-09/10/09**	**LJX4P1CA**
		Dilution Factor: 1		Analysis Time..: 17:56	Analyst ID.....: 002260	
		Instrument ID..: I8		MDL.....: 0.14		

(Continued on next page)

Tetra Tech NUS, Inc

Client Sample ID: MSA-MW20I-082709

DISSOLVED Metals

Lot-Sample #...: A9H280119-002 Matrix.....: WG

PARAMETER	RESULT	REPORTING LIMIT	UNITS	METHOD	PREPARATION-ANALYSIS DATE	WORK ORDER #
Molybdenum	ND	2.0	ug/L	SW846 6020	08/31-09/05/09	LJX4P1CC
		Dilution Factor: 1		Analysis Time..: 00:12	Analyst ID.....: 002260	
		Instrument ID..: I8		MDL.....: 0.20		
Nickel	2.3 J	2.0	ug/L	SW846 6020	08/31-09/05/09	LJX4P1CD
		Dilution Factor: 1		Analysis Time..: 00:12	Analyst ID.....: 002260	
		Instrument ID..: I8		MDL.....: 0.10		
Lead	0.18 B,J	1.0	ug/L	SW846 6020	08/31-09/05/09	LJX4P1AL
		Dilution Factor: 1		Analysis Time..: 00:12	Analyst ID.....: 002260	
		Instrument ID..: I8		MDL.....: 0.034		
Antimony	ND	2.0	ug/L	SW846 6020	08/31-09/05/09	LJX4P1AC
		Dilution Factor: 1		Analysis Time..: 00:12	Analyst ID.....: 002260	
		Instrument ID..: I8		MDL.....: 0.055		
Selenium	0.22 B	5.0	ug/L	SW846 6020	08/31-09/05/09	LJX4P1CE
		Dilution Factor: 1		Analysis Time..: 00:12	Analyst ID.....: 002260	
		Instrument ID..: I8		MDL.....: 0.14		
Thallium	ND	1.0	ug/L	SW846 6020	08/31-09/05/09	LJX4P1CG
		Dilution Factor: 1		Analysis Time..: 00:12	Analyst ID.....: 002260	
		Instrument ID..: I8		MDL.....: 0.12		
Vanadium	ND	20.0	ug/L	SW846 6020	08/31-09/05/09	LJX4P1CH
		Dilution Factor: 1		Analysis Time..: 00:12	Analyst ID.....: 002260	
		Instrument ID..: I8		MDL.....: 0.60		
Zinc	5.2 B,J	20.0	ug/L	SW846 6020	08/31-09/05/09	LJX4P1CJ
		Dilution Factor: 1		Analysis Time..: 00:12	Analyst ID.....: 002260	
		Instrument ID..: I8		MDL.....: 0.85		
Mercury	ND	0.20	ug/L	SW846 7470A	08/31-09/01/09	LJX4P1CL
		Dilution Factor: 1		Analysis Time..: 13:59	Analyst ID.....: 001576	
		Instrument ID..: H1		MDL.....: 0.10		

NOTE(S):

B Estimated result. Result is less than RL.

J Method blank contamination. The associated method blank contains the target analyte at a reportable level.

Tetra Tech NUS, Inc

Client Sample ID: MSA-MW20S-082609

DISSOLVED Metals

Lot-Sample #...: A9H270136-002 Matrix.....: WG
Date Sampled...: 08/26/09 15:24 Date Received..: 08/27/09

PARAMETER	RESULT	REPORTING LIMIT	UNITS	METHOD	PREPARATION-ANALYSIS DATE	WORK ORDER #
Prep Batch #...: 9240019						
Silver	ND	1.0	ug/L	SW846 6020	08/28-09/04/09	LJVRW1CF
		Dilution Factor: 1		Analysis Time..: 20:29	Analyst ID.....: 002260	
		Instrument ID..: I8		MDL.....: 0.033		
Arsenic	**8.8**	**5.0**	**ug/L**	**SW846 6020**	**08/28-09/04/09**	**LJVRW1AD**
		Dilution Factor: 1		Analysis Time..: 20:29	Analyst ID.....: 002260	
		Instrument ID..: I8		MDL.....: 0.21		
Barium	**18.5 J**	**1.0**	**ug/L**	**SW846 6020**	**08/28-09/04/09**	**LJVRW1AE**
		Dilution Factor: 1		Analysis Time..: 20:29	Analyst ID.....: 002260	
		Instrument ID..: I8		MDL.....: 0.052		
Beryllium	**0.60 B**	**1.0**	**ug/L**	**SW846 6020**	**08/28-09/04/09**	**LJVRW1AF**
		Dilution Factor: 1		Analysis Time..: 20:29	Analyst ID.....: 002260	
		Instrument ID..: I8		MDL.....: 0.037		
Cadmium	ND	1.0	ug/L	SW846 6020	08/28-09/04/09	LJVRW1AG
		Dilution Factor: 1		Analysis Time..: 20:29	Analyst ID.....: 002260	
		Instrument ID..: I8		MDL.....: 0.027		
Cobalt	**3.6**	**1.0**	**ug/L**	**SW846 6020**	**08/28-09/04/09**	**LJVRW1AH**
		Dilution Factor: 1		Analysis Time..: 20:29	Analyst ID.....: 002260	
		Instrument ID..: I8		MDL.....: 0.033		
Chromium	**2.1 J**	**2.0**	**ug/L**	**SW846 6020**	**08/28-09/04/09**	**LJVRW1CK**
		Dilution Factor: 1		Analysis Time..: 20:29	Analyst ID.....: 002260	
		Instrument ID..: I8		MDL.....: 0.066		
Copper	ND	2.0	ug/L	SW846 6020	08/28-09/04/09	LJVRW1AJ
		Dilution Factor: 1		Analysis Time..: 20:29	Analyst ID.....: 002260	
		Instrument ID..: I8		MDL.....: 0.064		
Iron	**131000 J**	**50.0**	**ug/L**	**SW846 6020**	**08/28-09/04/09**	**LJVRW1AK**
		Dilution Factor: 1		Analysis Time..: 20:29	Analyst ID.....: 002260	
		Instrument ID..: I8		MDL.....: 11.0		
Manganese	**4200 J**	**1.0**	**ug/L**	**SW846 6020**	**08/28-09/04/09**	**LJVRW1CA**
		Dilution Factor: 1		Analysis Time..: 20:29	Analyst ID.....: 002260	
		Instrument ID..: I8		MDL.....: 0.14		

(Continued on next page)

Tetra Tech NUS, Inc

Client Sample ID: MSA-MW20S-082609

DISSOLVED Metals

Lot-Sample #...: A9H270136-002 Matrix.....: WG

PARAMETER	RESULT	REPORTING LIMIT	UNITS	METHOD	PREPARATION-ANALYSIS DATE	WORK ORDER #
Molybdenum	0.25 B	2.0	ug/L	SW846 6020	08/28-09/04/09	LJVRW1CC
		Dilution Factor: 1		Analysis Time..: 20:29	Analyst ID.....: 002260	
		Instrument ID..: I8		MDL.....: 0.20		
Nickel	1.3 B	2.0	ug/L	SW846 6020	08/28-09/04/09	LJVRW1CD
		Dilution Factor: 1		Analysis Time..: 20:29	Analyst ID.....: 002260	
		Instrument ID..: I8		MDL.....: 0.10		
Lead	0.055 B,J	1.0	ug/L	SW846 6020	08/28-09/04/09	LJVRW1AL
		Dilution Factor: 1		Analysis Time..: 20:29	Analyst ID.....: 002260	
		Instrument ID..: I8		MDL.....: 0.034		
Antimony	0.063 B	2.0	ug/L	SW846 6020	08/28-09/04/09	LJVRW1AC
		Dilution Factor: 1		Analysis Time..: 20:29	Analyst ID.....: 002260	
		Instrument ID..: I8		MDL.....: 0.055		
Selenium	3.3 B	5.0	ug/L	SW846 6020	08/28-09/04/09	LJVRW1CE
		Dilution Factor: 1		Analysis Time..: 20:29	Analyst ID.....: 002260	
		Instrument ID..: I8		MDL.....: 0.14		
Thallium	ND	1.0	ug/L	SW846 6020	08/28-09/04/09	LJVRW1CG
		Dilution Factor: 1		Analysis Time..: 20:29	Analyst ID.....: 002260	
		Instrument ID..: I8		MDL.....: 0.12		
Vanadium	3.3 B	20.0	ug/L	SW846 6020	08/28-09/04/09	LJVRW1CH
		Dilution Factor: 1		Analysis Time..: 20:29	Analyst ID.....: 002260	
		Instrument ID..: I8		MDL.....: 0.60		
Zinc	5.2 B,J	20.0	ug/L	SW846 6020	08/28-09/04/09	LJVRW1CJ
		Dilution Factor: 1		Analysis Time..: 20:29	Analyst ID.....: 002260	
		Instrument ID..: I8		MDL.....: 0.85		
Mercury	ND	0.20	ug/L	SW846 7470A	08/28/09	LJVRW1CL
		Dilution Factor: 1		Analysis Time..: 16:56	Analyst ID.....: 001576	
		Instrument ID..: H1		MDL.....: 0.10		

NOTE(S):

J Method blank contamination. The associated method blank contains the target analyte at a reportable level.

B Estimated result. Result is less than RL.

Tetra Tech NUS, Inc

Client Sample ID: MSA-MW22D-083109

DISSOLVED Metals

Lot-Sample #...: A9I010149-006 Matrix.....: WG
Date Sampled...: 08/31/09 10:35 Date Received..: 09/01/09

PARAMETER	RESULT	REPORTING LIMIT	UNITS	METHOD	PREPARATION-ANALYSIS DATE	WORK ORDER #
Prep Batch #...: 9245025						
Silver	ND	1.0	ug/L	SW846 6020	09/02-09/16/09	LJ47C1CF
		Dilution Factor: 1		Analysis Time..: 09:21	Analyst ID.....: 002260	
		Instrument ID..: I8		MDL.....: 0.033		
Arsenic	0.30 B	5.0	ug/L	SW846 6020	09/02-09/16/09	LJ47C1AD
		Dilution Factor: 1		Analysis Time..: 09:21	Analyst ID.....: 002260	
		Instrument ID..: I8		MDL.....: 0.21		
Barium	41.9 J	1.0	ug/L	SW846 6020	09/02-09/16/09	LJ47C1AE
		Dilution Factor: 1		Analysis Time..: 09:21	Analyst ID.....: 002260	
		Instrument ID..: I8		MDL.....: 0.052		
Beryllium	ND	1.0	ug/L	SW846 6020	09/02-09/16/09	LJ47C1AF
		Dilution Factor: 1		Analysis Time..: 09:21	Analyst ID.....: 002260	
		Instrument ID..: I8		MDL.....: 0.037		
Cadmium	0.031 B,J	1.0	ug/L	SW846 6020	09/02-09/16/09	LJ47C1AG
		Dilution Factor: 1		Analysis Time..: 09:21	Analyst ID.....: 002260	
		Instrument ID..: I8		MDL.....: 0.027		
Cobalt	0.26 B	1.0	ug/L	SW846 6020	09/02-09/16/09	LJ47C1AH
		Dilution Factor: 1		Analysis Time..: 09:21	Analyst ID.....: 002260	
		Instrument ID..: I8		MDL.....: 0.033		
Chromium	1.3 B,J	2.0	ug/L	SW846 6020	09/02-09/16/09	LJ47C1CK
		Dilution Factor: 1		Analysis Time..: 09:21	Analyst ID.....: 002260	
		Instrument ID..: I8		MDL.....: 0.066		
Copper	0.85 B,J	2.0	ug/L	SW846 6020	09/02-09/16/09	LJ47C1AJ
		Dilution Factor: 1		Analysis Time..: 09:21	Analyst ID.....: 002260	
		Instrument ID..: I8		MDL.....: 0.064		
Iron	1770 J	50.0	ug/L	SW846 6020	09/02-09/16/09	LJ47C1AK
		Dilution Factor: 1		Analysis Time..: 09:21	Analyst ID.....: 002260	
		Instrument ID..: I8		MDL.....: 11.0		
Manganese	47.4 J	1.0	ug/L	SW846 6020	09/02-09/16/09	LJ47C1CA
		Dilution Factor: 1		Analysis Time..: 09:21	Analyst ID.....: 002260	
		Instrument ID..: I8		MDL.....: 0.14		

(Continued on next page)

Tetra Tech NUS, Inc

Client Sample ID: MSA-MW22D-083109

DISSOLVED Metals

Lot-Sample #...: A9I010149-006 Matrix.....: WG

PARAMETER	RESULT	REPORTING LIMIT	UNITS	METHOD	PREPARATION-ANALYSIS DATE	WORK ORDER #
Molybdenum	**0.63 B,J**	**2.0**	**ug/L**	**SW846 6020**	**09/02-09/16/09**	**LJ47C1CC**
		Dilution Factor: 1		Analysis Time..: 09:21	Analyst ID.....: 002260	
		Instrument ID..: I8		MDL.....: 0.20		
Nickel	**1.5 B,J**	**2.0**	**ug/L**	**SW846 6020**	**09/02-09/16/09**	**LJ47C1CD**
		Dilution Factor: 1		Analysis Time..: 09:21	Analyst ID.....: 002260	
		Instrument ID..: I8		MDL.....: 0.10		
Lead	**0.27 B**	**1.0**	**ug/L**	**SW846 6020**	**09/02-09/16/09**	**LJ47C1AL**
		Dilution Factor: 1		Analysis Time..: 09:21	Analyst ID.....: 002260	
		Instrument ID..: I8		MDL.....: 0.034		
Antimony	**0.20 B,J**	**2.0**	**ug/L**	**SW846 6020**	**09/02-09/16/09**	**LJ47C1AC**
		Dilution Factor: 1		Analysis Time..: 09:21	Analyst ID.....: 002260	
		Instrument ID..: I8		MDL.....: 0.055		
Selenium	ND	5.0	ug/L	SW846 6020	09/02-09/16/09	LJ47C1CE
		Dilution Factor: 1		Analysis Time..: 09:21	Analyst ID.....: 002260	
		Instrument ID..: I8		MDL.....: 0.14		
Thallium	ND	1.0	ug/L	SW846 6020	09/02-09/16/09	LJ47C1CG
		Dilution Factor: 1		Analysis Time..: 09:21	Analyst ID.....: 002260	
		Instrument ID..: I8		MDL.....: 0.12		
Vanadium	**2.6 B**	**20.0**	**ug/L**	**SW846 6020**	**09/02-09/16/09**	**LJ47C1CH**
		Dilution Factor: 1		Analysis Time..: 09:21	Analyst ID.....: 002260	
		Instrument ID..: I8		MDL.....: 0.60		
Zinc	**38.8 J**	**20.0**	**ug/L**	**SW846 6020**	**09/02-09/16/09**	**LJ47C1CJ**
		Dilution Factor: 1		Analysis Time..: 09:21	Analyst ID.....: 002260	
		Instrument ID..: I8		MDL.....: 0.85		
Mercury	ND	0.20	ug/L	SW846 7470A	09/02/09	LJ47C1CL
		Dilution Factor: 1		Analysis Time..: 14:09	Analyst ID.....: 001576	
		Instrument ID..: H1		MDL.....: 0.10		

NOTE(S):

B Estimated result. Result is less than RL.

J Method blank contamination. The associated method blank contains the target analyte at a reportable level.

Tetra Tech NUS, Inc

Client Sample ID: MSA-MW23D-083109

DISSOLVED Metals

Lot-Sample #...: A9I010149-001 Matrix.....: WG
Date Sampled...: 08/31/09 11:14 Date Received..: 09/01/09

PARAMETER	RESULT	REPORTING LIMIT	UNITS	METHOD	PREPARATION-ANALYSIS DATE	WORK ORDER #
Prep Batch #...: 9245025						
Silver	ND	1.0	ug/L	SW846 6020	09/02-09/16/09	LJ4561CF
		Dilution Factor: 1		Analysis Time..: 08:35	Analyst ID.....: 002260	
		Instrument ID..: I8		MDL.....: 0.033		
Arsenic	0.73 B	5.0	ug/L	SW846 6020	09/02-09/16/09	LJ4561A2
		Dilution Factor: 1		Analysis Time..: 08:35	Analyst ID.....: 002260	
		Instrument ID..: I8		MDL.....: 0.21		
Barium	79.2 J	1.0	ug/L	SW846 6020	09/02-09/16/09	LJ4561A3
		Dilution Factor: 1		Analysis Time..: 08:35	Analyst ID.....: 002260	
		Instrument ID..: I8		MDL.....: 0.052		
Beryllium	0.91 B	1.0	ug/L	SW846 6020	09/02-09/16/09	LJ4561A4
		Dilution Factor: 1		Analysis Time..: 08:35	Analyst ID.....: 002260	
		Instrument ID..: I8		MDL.....: 0.037		
Cadmium	0.30 B,J	1.0	ug/L	SW846 6020	09/02-09/16/09	LJ4561A5
		Dilution Factor: 1		Analysis Time..: 08:35	Analyst ID.....: 002260	
		Instrument ID..: I8		MDL.....: 0.027		
Cobalt	24.9	1.0	ug/L	SW846 6020	09/02-09/16/09	LJ4561A6
		Dilution Factor: 1		Analysis Time..: 08:35	Analyst ID.....: 002260	
		Instrument ID..: I8		MDL.....: 0.033		
Chromium	0.53 B,J	2.0	ug/L	SW846 6020	09/02-09/16/09	LJ4561CK
		Dilution Factor: 1		Analysis Time..: 08:35	Analyst ID.....: 002260	
		Instrument ID..: I8		MDL.....: 0.066		
Copper	1.3 B,J	2.0	ug/L	SW846 6020	09/02-09/16/09	LJ4561A7
		Dilution Factor: 1		Analysis Time..: 08:35	Analyst ID.....: 002260	
		Instrument ID..: I8		MDL.....: 0.064		
Iron	10200 J	50.0	ug/L	SW846 6020	09/02-09/16/09	LJ4561A8
		Dilution Factor: 1		Analysis Time..: 08:35	Analyst ID.....: 002260	
		Instrument ID..: I8		MDL.....: 11.0		
Manganese	637 J	1.0	ug/L	SW846 6020	09/02-09/16/09	LJ4561CA
		Dilution Factor: 1		Analysis Time..: 08:35	Analyst ID.....: 002260	
		Instrument ID..: I8		MDL.....: 0.14		

(Continued on next page)

Tetra Tech NUS, Inc

Client Sample ID: MSA-MW23D-083109

DISSOLVED Metals

Lot-Sample #...: A9I010149-001 Matrix.....: WG

PARAMETER	RESULT	REPORTING LIMIT	UNITS	METHOD	PREPARATION-ANALYSIS DATE	WORK ORDER #
Molybdenum	0.33 B,J	2.0	ug/L	SW846 6020	09/02-09/16/09	LJ4561CC
		Dilution Factor: 1		Analysis Time..: 08:35	Analyst ID.....: 002260	
		Instrument ID..: I8		MDL.....: 0.20		
Nickel	17.8 J	2.0	ug/L	SW846 6020	09/02-09/16/09	LJ4561CD
		Dilution Factor: 1		Analysis Time..: 08:35	Analyst ID.....: 002260	
		Instrument ID..: I8		MDL.....: 0.10		
Lead	0.10 B	1.0	ug/L	SW846 6020	09/02-09/16/09	LJ4561A9
		Dilution Factor: 1		Analysis Time..: 08:35	Analyst ID.....: 002260	
		Instrument ID..: I8		MDL.....: 0.034		
Antimony	0.12 B,J	2.0	ug/L	SW846 6020	09/02-09/16/09	LJ4561A1
		Dilution Factor: 1		Analysis Time..: 08:35	Analyst ID.....: 002260	
		Instrument ID..: I8		MDL.....: 0.055		
Selenium	ND	5.0	ug/L	SW846 6020	09/02-09/16/09	LJ4561CE
		Dilution Factor: 1		Analysis Time..: 08:35	Analyst ID.....: 002260	
		Instrument ID..: I8		MDL.....: 0.14		
Thallium	0.14 B,J	1.0	ug/L	SW846 6020	09/02-09/16/09	LJ4561CG
		Dilution Factor: 1		Analysis Time..: 08:35	Analyst ID.....: 002260	
		Instrument ID..: I8		MDL.....: 0.12		
Vanadium	ND	20.0	ug/L	SW846 6020	09/02-09/16/09	LJ4561CH
		Dilution Factor: 1		Analysis Time..: 08:35	Analyst ID.....: 002260	
		Instrument ID..: I8		MDL.....: 0.60		
Zinc	36.2 J	20.0	ug/L	SW846 6020	09/02-09/16/09	LJ4561CJ
		Dilution Factor: 1		Analysis Time..: 08:35	Analyst ID.....: 002260	
		Instrument ID..: I8		MDL.....: 0.85		
Mercury	ND	0.20	ug/L	SW846 7470A	09/02/09	LJ4561CL
		Dilution Factor: 1		Analysis Time..: 14:07	Analyst ID.....: 001576	
		Instrument ID..: H1		MDL.....: 0.10		

NOTE(S):

B Estimated result. Result is less than RL.

J Method blank contamination. The associated method blank contains the target analyte at a reportable level.

Tetra Tech NUS, Inc

Client Sample ID: MSA-MW23S-083109

DISSOLVED Metals

Lot-Sample #...: A9I010149-002 Matrix.....: WG
Date Sampled...: 08/31/09 10:14 Date Received..: 09/01/09

PARAMETER	RESULT	REPORTING LIMIT	UNITS	METHOD	PREPARATION-ANALYSIS DATE	WORK ORDER #
Prep Batch #...: 9245025						
Silver	ND	1.0	ug/L	SW846 6020	09/02-09/16/09	LJ46M1CF
		Dilution Factor: 1		Analysis Time..: 08:54	Analyst ID.....: 002260	
		Instrument ID..: I8		MDL.....: 0.033		
Arsenic	**7.6**	**5.0**	**ug/L**	**SW846 6020**	**09/02-09/16/09**	**LJ46M1AD**
		Dilution Factor: 1		Analysis Time..: 08:54	Analyst ID.....: 002260	
		Instrument ID..: I8		MDL.....: 0.21		
Barium	**106 J**	**1.0**	**ug/L**	**SW846 6020**	**09/02-09/16/09**	**LJ46M1AE**
		Dilution Factor: 1		Analysis Time..: 08:54	Analyst ID.....: 002260	
		Instrument ID..: I8		MDL.....: 0.052		
Beryllium	ND	1.0	ug/L	SW846 6020	09/02-09/16/09	LJ46M1AF
		Dilution Factor: 1		Analysis Time..: 08:54	Analyst ID.....: 002260	
		Instrument ID..: I8		MDL.....: 0.037		
Cadmium	ND	1.0	ug/L	SW846 6020	09/02-09/16/09	LJ46M1AG
		Dilution Factor: 1		Analysis Time..: 08:54	Analyst ID.....: 002260	
		Instrument ID..: I8		MDL.....: 0.027		
Cobalt	**3.1**	**1.0**	**ug/L**	**SW846 6020**	**09/02-09/16/09**	**LJ46M1AH**
		Dilution Factor: 1		Analysis Time..: 08:54	Analyst ID.....: 002260	
		Instrument ID..: I8		MDL.....: 0.033		
Chromium	**2.3 J**	**2.0**	**ug/L**	**SW846 6020**	**09/02-09/16/09**	**LJ46M1CK**
		Dilution Factor: 1		Analysis Time..: 08:54	Analyst ID.....: 002260	
		Instrument ID..: I8		MDL.....: 0.066		
Copper	**0.16 B,J**	**2.0**	**ug/L**	**SW846 6020**	**09/02-09/16/09**	**LJ46M1AJ**
		Dilution Factor: 1		Analysis Time..: 08:54	Analyst ID.....: 002260	
		Instrument ID..: I8		MDL.....: 0.064		
Iron	**41700 J**	**50.0**	**ug/L**	**SW846 6020**	**09/02-09/16/09**	**LJ46M1AK**
		Dilution Factor: 1		Analysis Time..: 08:54	Analyst ID.....: 002260	
		Instrument ID..: I8		MDL.....: 11.0		
Manganese	**1950 J**	**1.0**	**ug/L**	**SW846 6020**	**09/02-09/16/09**	**LJ46M1CA**
		Dilution Factor: 1		Analysis Time..: 08:54	Analyst ID.....: 002260	
		Instrument ID..: I8		MDL.....: 0.14		

(Continued on next page)

Tetra Tech NUS, Inc

Client Sample ID: MSA-MW23S-083109

DISSOLVED Metals

Lot-Sample #...: A9I010149-002 Matrix.....: WG

PARAMETER	RESULT	REPORTING LIMIT	UNITS	METHOD	PREPARATION-ANALYSIS DATE	WORK ORDER #
Molybdenum	**0.78 B,J**	**2.0**	**ug/L**	**SW846 6020**	**09/02-09/16/09**	**LJ46M1CC**
		Dilution Factor: 1		Analysis Time..: 08:54	Analyst ID.....: 002260	
		Instrument ID..: I8		MDL.....: 0.20		
Nickel	**2.1 J**	**2.0**	**ug/L**	**SW846 6020**	**09/02-09/16/09**	**LJ46M1CD**
		Dilution Factor: 1		Analysis Time..: 08:54	Analyst ID.....: 002260	
		Instrument ID..: I8		MDL.....: 0.10		
Lead	ND	1.0	ug/L	SW846 6020	09/02-09/16/09	LJ46M1AL
		Dilution Factor: 1		Analysis Time..: 08:54	Analyst ID.....: 002260	
		Instrument ID..: I8		MDL.....: 0.034		
Antimony	**0.15 B,J**	**2.0**	**ug/L**	**SW846 6020**	**09/02-09/16/09**	**LJ46M1AC**
		Dilution Factor: 1		Analysis Time..: 08:54	Analyst ID.....: 002260	
		Instrument ID..: I8		MDL.....: 0.055		
Selenium	ND	5.0	ug/L	SW846 6020	09/02-09/16/09	LJ46M1CE
		Dilution Factor: 1		Analysis Time..: 08:54	Analyst ID.....: 002260	
		Instrument ID..: I8		MDL.....: 0.14		
Thallium	**0.12 B,J**	**1.0**	**ug/L**	**SW846 6020**	**09/02-09/16/09**	**LJ46M1CG**
		Dilution Factor: 1		Analysis Time..: 08:54	Analyst ID.....: 002260	
		Instrument ID..: I8		MDL.....: 0.12		
Vanadium	ND	20.0	ug/L	SW846 6020	09/02-09/16/09	LJ46M1CH
		Dilution Factor: 1		Analysis Time..: 08:54	Analyst ID.....: 002260	
		Instrument ID..: I8		MDL.....: 0.60		
Zinc	**1.5 B,J**	**20.0**	**ug/L**	**SW846 6020**	**09/02-09/16/09**	**LJ46M1CJ**
		Dilution Factor: 1		Analysis Time..: 08:54	Analyst ID.....: 002260	
		Instrument ID..: I8		MDL.....: 0.85		
Mercury	ND	0.20	ug/L	SW846 7470A	09/02/09	LJ46M1CL
		Dilution Factor: 1		Analysis Time..: 14:11	Analyst ID.....: 001576	
		Instrument ID..: H1		MDL.....: 0.10		

NOTE(S):

J Method blank contamination. The associated method blank contains the target analyte at a reportable level.

B Estimated result. Result is less than RL.

Tetra Tech NUS, Inc

Client Sample ID: MSA-MW25I-083109

DISSOLVED Metals

Lot-Sample #...: A9I010149-008 Matrix.....: WG
Date Sampled...: 08/31/09 14:55 Date Received..: 09/01/09

PARAMETER	RESULT	REPORTING LIMIT	UNITS	METHOD	PREPARATION-ANALYSIS DATE	WORK ORDER #
Prep Batch #...: 9245025						
Silver	ND	1.0	ug/L	SW846 6020	09/02-09/16/09	LJ47H1CF
		Dilution Factor: 1		Analysis Time..: 09:38	Analyst ID.....: 002260	
		Instrument ID..: I8		MDL.....: 0.033		
Arsenic	**6.1**	**5.0**	**ug/L**	**SW846 6020**	**09/02-09/16/09**	**LJ47H1AD**
		Dilution Factor: 1		Analysis Time..: 09:38	Analyst ID.....: 002260	
		Instrument ID..: I8		MDL.....: 0.21		
Barium	**57.2 J**	**1.0**	**ug/L**	**SW846 6020**	**09/02-09/16/09**	**LJ47H1AE**
		Dilution Factor: 1		Analysis Time..: 09:38	Analyst ID.....: 002260	
		Instrument ID..: I8		MDL.....: 0.052		
Beryllium	ND	1.0	ug/L	SW846 6020	09/02-09/16/09	LJ47H1AF
		Dilution Factor: 1		Analysis Time..: 09:38	Analyst ID.....: 002260	
		Instrument ID..: I8		MDL.....: 0.037		
Cadmium	ND	1.0	ug/L	SW846 6020	09/02-09/16/09	LJ47H1AG
		Dilution Factor: 1		Analysis Time..: 09:38	Analyst ID.....: 002260	
		Instrument ID..: I8		MDL.....: 0.027		
Cobalt	**0.078 B**	**1.0**	**ug/L**	**SW846 6020**	**09/02-09/16/09**	**LJ47H1AH**
		Dilution Factor: 1		Analysis Time..: 09:38	Analyst ID.....: 002260	
		Instrument ID..: I8		MDL.....: 0.033		
Chromium	**1.0 B,J**	**2.0**	**ug/L**	**SW846 6020**	**09/02-09/16/09**	**LJ47H1CK**
		Dilution Factor: 1		Analysis Time..: 09:38	Analyst ID.....: 002260	
		Instrument ID..: I8		MDL.....: 0.066		
Copper	**0.21 B,J**	**2.0**	**ug/L**	**SW846 6020**	**09/02-09/16/09**	**LJ47H1AJ**
		Dilution Factor: 1		Analysis Time..: 09:38	Analyst ID.....: 002260	
		Instrument ID..: I8		MDL.....: 0.064		
Iron	**22900 J**	**50.0**	**ug/L**	**SW846 6020**	**09/02-09/16/09**	**LJ47H1AK**
		Dilution Factor: 1		Analysis Time..: 09:38	Analyst ID.....: 002260	
		Instrument ID..: I8		MDL.....: 11.0		
Manganese	**176 J**	**1.0**	**ug/L**	**SW846 6020**	**09/02-09/16/09**	**LJ47H1CA**
		Dilution Factor: 1		Analysis Time..: 09:38	Analyst ID.....: 002260	
		Instrument ID..: I8		MDL.....: 0.14		

(Continued on next page)

Tetra Tech NUS, Inc

Client Sample ID: MSA-MW25I-083109

DISSOLVED Metals

Lot-Sample #...: A9I010149-008 Matrix.....: WG

PARAMETER	RESULT	REPORTING LIMIT	UNITS	METHOD	PREPARATION-ANALYSIS DATE	WORK ORDER #
Molybdenum	**0.34 B,J**	**2.0**	**ug/L**	**SW846 6020**	**09/02-09/16/09**	**LJ47H1CC**
		Dilution Factor: 1		Analysis Time..: 09:38	Analyst ID.....: 002260	
		Instrument ID..: I8		MDL.....: 0.20		
Nickel	**0.40 B,J**	**2.0**	**ug/L**	**SW846 6020**	**09/02-09/16/09**	**LJ47H1CD**
		Dilution Factor: 1		Analysis Time..: 09:38	Analyst ID.....: 002260	
		Instrument ID..: I8		MDL.....: 0.10		
Lead	ND	1.0	ug/L	SW846 6020	09/02-09/16/09	LJ47H1AL
		Dilution Factor: 1		Analysis Time..: 09:38	Analyst ID.....: 002260	
		Instrument ID..: I8		MDL.....: 0.034		
Antimony	**0.075 B,J**	**2.0**	**ug/L**	**SW846 6020**	**09/02-09/16/09**	**LJ47H1AC**
		Dilution Factor: 1		Analysis Time..: 09:38	Analyst ID.....: 002260	
		Instrument ID..: I8		MDL.....: 0.055		
Selenium	ND	5.0	ug/L	SW846 6020	09/02-09/16/09	LJ47H1CE
		Dilution Factor: 1		Analysis Time..: 09:38	Analyst ID.....: 002260	
		Instrument ID..: I8		MDL.....: 0.14		
Thallium	ND	1.0	ug/L	SW846 6020	09/02-09/16/09	LJ47H1CG
		Dilution Factor: 1		Analysis Time..: 09:38	Analyst ID.....: 002260	
		Instrument ID..: I8		MDL.....: 0.12		
Vanadium	**1.3 B**	**20.0**	**ug/L**	**SW846 6020**	**09/02-09/16/09**	**LJ47H1CH**
		Dilution Factor: 1		Analysis Time..: 09:38	Analyst ID.....: 002260	
		Instrument ID..: I8		MDL.....: 0.60		
Zinc	**1.6 B,J**	**20.0**	**ug/L**	**SW846 6020**	**09/02-09/16/09**	**LJ47H1CJ**
		Dilution Factor: 1		Analysis Time..: 09:38	Analyst ID.....: 002260	
		Instrument ID..: I8		MDL.....: 0.85		
Mercury	ND	0.20	ug/L	SW846 7470A	09/02/09	LJ47H1CL
		Dilution Factor: 1		Analysis Time..: 14:16	Analyst ID.....: 001576	
		Instrument ID..: H1		MDL.....: 0.10		

NOTE(S):

J Method blank contamination. The associated method blank contains the target analyte at a reportable level.

B Estimated result. Result is less than RL.

Tetra Tech NUS, Inc

Client Sample ID: MSA-MW25S-083109

DISSOLVED Metals

Lot-Sample #...: A9I010149-007 Matrix.....: WG
Date Sampled...: 08/31/09 13:30 Date Received..: 09/01/09

PARAMETER	RESULT	REPORTING LIMIT	UNITS	METHOD	PREPARATION-ANALYSIS DATE	WORK ORDER #
Prep Batch #...: 9245025						
Silver	ND	1.0	ug/L	SW846 6020	09/02-09/16/09	LJ47F1CF
		Dilution Factor: 1		Analysis Time..: 09:30	Analyst ID.....: 002260	
		Instrument ID..: I8		MDL.....: 0.033		
Arsenic	**12.3**	**5.0**	**ug/L**	**SW846 6020**	**09/02-09/16/09**	**LJ47F1AP**
		Dilution Factor: 1		Analysis Time..: 09:30	Analyst ID.....: 002260	
		Instrument ID..: I8		MDL.....: 0.21		
Barium	**71.6 J**	**1.0**	**ug/L**	**SW846 6020**	**09/02-09/16/09**	**LJ47F1AQ**
		Dilution Factor: 1		Analysis Time..: 09:30	Analyst ID.....: 002260	
		Instrument ID..: I8		MDL.....: 0.052		
Beryllium	ND	1.0	ug/L	SW846 6020	09/02-09/16/09	LJ47F1AR
		Dilution Factor: 1		Analysis Time..: 09:30	Analyst ID.....: 002260	
		Instrument ID..: I8		MDL.....: 0.037		
Cadmium	ND	1.0	ug/L	SW846 6020	09/02-09/16/09	LJ47F1AT
		Dilution Factor: 1		Analysis Time..: 09:30	Analyst ID.....: 002260	
		Instrument ID..: I8		MDL.....: 0.027		
Cobalt	**1.1**	**1.0**	**ug/L**	**SW846 6020**	**09/02-09/16/09**	**LJ47F1AU**
		Dilution Factor: 1		Analysis Time..: 09:30	Analyst ID.....: 002260	
		Instrument ID..: I8		MDL.....: 0.033		
Chromium	**1.1 B,J**	**2.0**	**ug/L**	**SW846 6020**	**09/02-09/16/09**	**LJ47F1CK**
		Dilution Factor: 1		Analysis Time..: 09:30	Analyst ID.....: 002260	
		Instrument ID..: I8		MDL.....: 0.066		
Copper	**0.36 B,J**	**2.0**	**ug/L**	**SW846 6020**	**09/02-09/16/09**	**LJ47F1AV**
		Dilution Factor: 1		Analysis Time..: 09:30	Analyst ID.....: 002260	
		Instrument ID..: I8		MDL.....: 0.064		
Iron	**18800 J**	**50.0**	**ug/L**	**SW846 6020**	**09/02-09/16/09**	**LJ47F1AW**
		Dilution Factor: 1		Analysis Time..: 09:30	Analyst ID.....: 002260	
		Instrument ID..: I8		MDL.....: 11.0		
Manganese	**504 J**	**1.0**	**ug/L**	**SW846 6020**	**09/02-09/16/09**	**LJ47F1CA**
		Dilution Factor: 1		Analysis Time..: 09:30	Analyst ID.....: 002260	
		Instrument ID..: I8		MDL.....: 0.14		

(Continued on next page)

Tetra Tech NUS, Inc

Client Sample ID: MSA-MW25S-083109

DISSOLVED Metals

Lot-Sample #...: A9I010149-007 Matrix.....: WG

PARAMETER	RESULT	REPORTING LIMIT	UNITS	METHOD	PREPARATION-ANALYSIS DATE	WORK ORDER #
Molybdenum	1.5 B,J	2.0	ug/L	SW846 6020	09/02-09/16/09	LJ47F1CC
		Dilution Factor: 1		Analysis Time..: 09:30	Analyst ID.....: 002260	
		Instrument ID..: I8		MDL.....: 0.20		
Nickel	1.8 B,J	2.0	ug/L	SW846 6020	09/02-09/16/09	LJ47F1CD
		Dilution Factor: 1		Analysis Time..: 09:30	Analyst ID.....: 002260	
		Instrument ID..: I8		MDL.....: 0.10		
Lead	0.20 B	1.0	ug/L	SW846 6020	09/02-09/16/09	LJ47F1AX
		Dilution Factor: 1		Analysis Time..: 09:30	Analyst ID.....: 002260	
		Instrument ID..: I8		MDL.....: 0.034		
Antimony	0.074 B,J	2.0	ug/L	SW846 6020	09/02-09/16/09	LJ47F1AN
		Dilution Factor: 1		Analysis Time..: 09:30	Analyst ID.....: 002260	
		Instrument ID..: I8		MDL.....: 0.055		
Selenium	ND	5.0	ug/L	SW846 6020	09/02-09/16/09	LJ47F1CE
		Dilution Factor: 1		Analysis Time..: 09:30	Analyst ID.....: 002260	
		Instrument ID..: I8		MDL.....: 0.14		
Thallium	ND	1.0	ug/L	SW846 6020	09/02-09/16/09	LJ47F1CG
		Dilution Factor: 1		Analysis Time..: 09:30	Analyst ID.....: 002260	
		Instrument ID..: I8		MDL.....: 0.12		
Vanadium	1.9 B	20.0	ug/L	SW846 6020	09/02-09/16/09	LJ47F1CH
		Dilution Factor: 1		Analysis Time..: 09:30	Analyst ID.....: 002260	
		Instrument ID..: I8		MDL.....: 0.60		
Zinc	4.4 B,J	20.0	ug/L	SW846 6020	09/02-09/16/09	LJ47F1CJ
		Dilution Factor: 1		Analysis Time..: 09:30	Analyst ID.....: 002260	
		Instrument ID..: I8		MDL.....: 0.85		
Mercury	ND	0.20	ug/L	SW846 7470A	09/02/09	LJ47F1CL
		Dilution Factor: 1		Analysis Time..: 14:18	Analyst ID.....: 001576	
		Instrument ID..: H1		MDL.....: 0.10		

NOTE(S):

J Method blank contamination. The associated method blank contains the target analyte at a reportable level.

B Estimated result. Result is less than RL.

Tetra Tech NUS, Inc

Client Sample ID: MSA-MW26S-083109

DISSOLVED Metals

Lot-Sample #...: A9I010149-003 Matrix.....: WG
Date Sampled...: 08/31/09 13:55 Date Received..: 09/01/09

PARAMETER	RESULT	REPORTING LIMIT	UNITS	METHOD	PREPARATION-ANALYSIS DATE	WORK ORDER #
Prep Batch #...: 9245025						
Silver	ND	1.0	ug/L	SW846 6020	09/02-09/16/09	LJ4631CF
		Dilution Factor: 1		Analysis Time..: 09:03	Analyst ID.....: 002260	
		Instrument ID..: I8		MDL.....: 0.033		
Arsenic	**2.4 B**	**5.0**	**ug/L**	**SW846 6020**	**09/02-09/16/09**	**LJ4631AP**
		Dilution Factor: 1		Analysis Time..: 09:03	Analyst ID.....: 002260	
		Instrument ID..: I8		MDL.....: 0.21		
Barium	**582 J**	**1.0**	**ug/L**	**SW846 6020**	**09/02-09/16/09**	**LJ4631AQ**
		Dilution Factor: 1		Analysis Time..: 09:03	Analyst ID.....: 002260	
		Instrument ID..: I8		MDL.....: 0.052		
Beryllium	ND	1.0	ug/L	SW846 6020	09/02-09/16/09	LJ4631AR
		Dilution Factor: 1		Analysis Time..: 09:03	Analyst ID.....: 002260	
		Instrument ID..: I8		MDL.....: 0.037		
Cadmium	**0.036 B,J**	**1.0**	**ug/L**	**SW846 6020**	**09/02-09/16/09**	**LJ4631AT**
		Dilution Factor: 1		Analysis Time..: 09:03	Analyst ID.....: 002260	
		Instrument ID..: I8		MDL.....: 0.027		
Cobalt	**2.1**	**1.0**	**ug/L**	**SW846 6020**	**09/02-09/16/09**	**LJ4631AU**
		Dilution Factor: 1		Analysis Time..: 09:03	Analyst ID.....: 002260	
		Instrument ID..: I8		MDL.....: 0.033		
Chromium	**1.8 B,J**	**2.0**	**ug/L**	**SW846 6020**	**09/02-09/16/09**	**LJ4631CK**
		Dilution Factor: 1		Analysis Time..: 09:03	Analyst ID.....: 002260	
		Instrument ID..: I8		MDL.....: 0.066		
Copper	**1.3 B,J**	**2.0**	**ug/L**	**SW846 6020**	**09/02-09/16/09**	**LJ4631AV**
		Dilution Factor: 1		Analysis Time..: 09:03	Analyst ID.....: 002260	
		Instrument ID..: I8		MDL.....: 0.064		
Iron	**9530 J**	**50.0**	**ug/L**	**SW846 6020**	**09/02-09/16/09**	**LJ4631AW**
		Dilution Factor: 1		Analysis Time..: 09:03	Analyst ID.....: 002260	
		Instrument ID..: I8		MDL.....: 11.0		
Manganese	**284 J**	**1.0**	**ug/L**	**SW846 6020**	**09/02-09/16/09**	**LJ4631CA**
		Dilution Factor: 1		Analysis Time..: 09:03	Analyst ID.....: 002260	
		Instrument ID..: I8		MDL.....: 0.14		

(Continued on next page)

Tetra Tech NUS, Inc

Client Sample ID: MSA-MW26S-083109

DISSOLVED Metals

Lot-Sample #...: A9I010149-003 Matrix.....: WG

PARAMETER	RESULT	REPORTING LIMIT	UNITS	METHOD	PREPARATION-ANALYSIS DATE	WORK ORDER #
Molybdenum	0.74 B,J	2.0	ug/L	SW846 6020	09/02-09/16/09	LJ4631CC
		Dilution Factor: 1		Analysis Time..: 09:03	Analyst ID.....: 002260	
		Instrument ID..: I8		MDL.....: 0.20		
Nickel	7.2 J	2.0	ug/L	SW846 6020	09/02-09/16/09	LJ4631CD
		Dilution Factor: 1		Analysis Time..: 09:03	Analyst ID.....: 002260	
		Instrument ID..: I8		MDL.....: 0.10		
Lead	0.12 B	1.0	ug/L	SW846 6020	09/02-09/16/09	LJ4631AX
		Dilution Factor: 1		Analysis Time..: 09:03	Analyst ID.....: 002260	
		Instrument ID..: I8		MDL.....: 0.034		
Antimony	0.28 B,J	2.0	ug/L	SW846 6020	09/02-09/16/09	LJ4631AN
		Dilution Factor: 1		Analysis Time..: 09:03	Analyst ID.....: 002260	
		Instrument ID..: I8		MDL.....: 0.055		
Selenium	0.38 B	5.0	ug/L	SW846 6020	09/02-09/16/09	LJ4631CE
		Dilution Factor: 1		Analysis Time..: 09:03	Analyst ID.....: 002260	
		Instrument ID..: I8		MDL.....: 0.14		
Thallium	ND	1.0	ug/L	SW846 6020	09/02-09/16/09	LJ4631CG
		Dilution Factor: 1		Analysis Time..: 09:03	Analyst ID.....: 002260	
		Instrument ID..: I8		MDL.....: 0.12		
Vanadium	3.7 B	20.0	ug/L	SW846 6020	09/02-09/16/09	LJ4631CH
		Dilution Factor: 1		Analysis Time..: 09:03	Analyst ID.....: 002260	
		Instrument ID..: I8		MDL.....: 0.60		
Zinc	12.8 B,J	20.0	ug/L	SW846 6020	09/02-09/16/09	LJ4631CJ
		Dilution Factor: 1		Analysis Time..: 09:03	Analyst ID.....: 002260	
		Instrument ID..: I8		MDL.....: 0.85		
Mercury	ND	0.20	ug/L	SW846 7470A	09/02/09	LJ4631CL
		Dilution Factor: 1		Analysis Time..: 14:20	Analyst ID.....: 001576	
		Instrument ID..: H1		MDL.....: 0.10		

NOTE(S):

B Estimated result. Result is less than RL.

J Method blank contamination. The associated method blank contains the target analyte at a reportable level.

Tetra Tech NUS, Inc

Client Sample ID: MSA-MW27D-082809

DISSOLVED Metals

Lot-Sample #...: A9H290107-004 Matrix.....: WG
Date Sampled...: 08/28/09 09:15 Date Received..: 08/29/09

PARAMETER	RESULT	REPORTING LIMIT	UNITS	METHOD	PREPARATION-ANALYSIS DATE	WORK ORDER #
Prep Batch #...: 9243019						
Silver	ND	1.0	ug/L	SW846 6020	08/31-09/05/09	LJ18D1CF
		Dilution Factor: 1		Analysis Time..: 01:05	Analyst ID.....: 002260	
		Instrument ID..: I8		MDL.....: 0.033		
Arsenic	**0.43 B**	**5.0**	**ug/L**	**SW846 6020**	**08/31-09/05/09**	**LJ18D1AP**
		Dilution Factor: 1		Analysis Time..: 01:05	Analyst ID.....: 002260	
		Instrument ID..: I8		MDL.....: 0.21		
Barium	**51.0 J**	**1.0**	**ug/L**	**SW846 6020**	**08/31-09/05/09**	**LJ18D1AQ**
		Dilution Factor: 1		Analysis Time..: 01:05	Analyst ID.....: 002260	
		Instrument ID..: I8		MDL.....: 0.052		
Beryllium	ND	1.0	ug/L	SW846 6020	08/31-09/05/09	LJ18D1AR
		Dilution Factor: 1		Analysis Time..: 01:05	Analyst ID.....: 002260	
		Instrument ID..: I8		MDL.....: 0.037		
Cadmium	ND	1.0	ug/L	SW846 6020	08/31-09/05/09	LJ18D1AT
		Dilution Factor: 1		Analysis Time..: 01:05	Analyst ID.....: 002260	
		Instrument ID..: I8		MDL.....: 0.027		
Cobalt	**0.22 B**	**1.0**	**ug/L**	**SW846 6020**	**08/31-09/05/09**	**LJ18D1AU**
		Dilution Factor: 1		Analysis Time..: 01:05	Analyst ID.....: 002260	
		Instrument ID..: I8		MDL.....: 0.033		
Chromium	**0.19 B,J**	**2.0**	**ug/L**	**SW846 6020**	**08/31-09/05/09**	**LJ18D1CK**
		Dilution Factor: 1		Analysis Time..: 01:05	Analyst ID.....: 002260	
		Instrument ID..: I8		MDL.....: 0.066		
Copper	**0.15 B,J**	**2.0**	**ug/L**	**SW846 6020**	**08/31-09/05/09**	**LJ18D1AV**
		Dilution Factor: 1		Analysis Time..: 01:05	Analyst ID.....: 002260	
		Instrument ID..: I8		MDL.....: 0.064		
Iron	**6300 J**	**250**	**ug/L**	**SW846 6020**	**08/31-09/10/09**	**LJ18D1AW**
		Dilution Factor: 5		Analysis Time..: 18:48	Analyst ID.....: 002260	
		Instrument ID..: I8		MDL.....: 55.0		
Manganese	**340 J**	**5.0**	**ug/L**	**SW846 6020**	**08/31-09/10/09**	**LJ18D1CA**
		Dilution Factor: 5		Analysis Time..: 18:48	Analyst ID.....: 002260	
		Instrument ID..: I8		MDL.....: 0.70		

(Continued on next page)

Tetra Tech NUS, Inc

Client Sample ID: MSA-MW27D-082809

DISSOLVED Metals

Lot-Sample #...: A9H290107-004 Matrix.....: WG

PARAMETER	RESULT	REPORTING LIMIT	UNITS	METHOD	PREPARATION-ANALYSIS DATE	WORK ORDER #
Molybdenum	**2.4**	**2.0**	**ug/L**	**SW846 6020**	**08/31-09/05/09**	**LJ18D1CC**
		Dilution Factor: 1		Analysis Time..: 01:05	Analyst ID.....: 002260	
		Instrument ID..: I8		MDL.....: 0.20		
Nickel	**1.0 B,J**	**2.0**	**ug/L**	**SW846 6020**	**08/31-09/05/09**	**LJ18D1CD**
		Dilution Factor: 1		Analysis Time..: 01:05	Analyst ID.....: 002260	
		Instrument ID..: I8		MDL.....: 0.10		
Lead	**0.066 B,J**	**1.0**	**ug/L**	**SW846 6020**	**08/31-09/05/09**	**LJ18D1AX**
		Dilution Factor: 1		Analysis Time..: 01:05	Analyst ID.....: 002260	
		Instrument ID..: I8		MDL.....: 0.034		
Antimony	ND	2.0	ug/L	SW846 6020	08/31-09/05/09	LJ18D1AN
		Dilution Factor: 1		Analysis Time..: 01:05	Analyst ID.....: 002260	
		Instrument ID..: I8		MDL.....: 0.055		
Selenium	ND	5.0	ug/L	SW846 6020	08/31-09/05/09	LJ18D1CE
		Dilution Factor: 1		Analysis Time..: 01:05	Analyst ID.....: 002260	
		Instrument ID..: I8		MDL.....: 0.14		
Thallium	ND	1.0	ug/L	SW846 6020	08/31-09/05/09	LJ18D1CG
		Dilution Factor: 1		Analysis Time..: 01:05	Analyst ID.....: 002260	
		Instrument ID..: I8		MDL.....: 0.12		
Vanadium	ND	20.0	ug/L	SW846 6020	08/31-09/05/09	LJ18D1CH
		Dilution Factor: 1		Analysis Time..: 01:05	Analyst ID.....: 002260	
		Instrument ID..: I8		MDL.....: 0.60		
Zinc	**5.9 B,J**	**20.0**	**ug/L**	**SW846 6020**	**08/31-09/05/09**	**LJ18D1CJ**
		Dilution Factor: 1		Analysis Time..: 01:05	Analyst ID.....: 002260	
		Instrument ID..: I8		MDL.....: 0.85		
Mercury	ND	0.20	ug/L	SW846 7470A	08/31-09/01/09	LJ18D1CL
		Dilution Factor: 1		Analysis Time..: 13:54	Analyst ID.....: 001576	
		Instrument ID..: H1		MDL.....: 0.10		

NOTE(S):

B Estimated result. Result is less than RL.

J Method blank contamination. The associated method blank contains the target analyte at a reportable level.

Tetra Tech NUS, Inc

Client Sample ID: MSA-MW28I-082609

DISSOLVED Metals

Lot-Sample #...: A9H270136-001 Matrix.....: WG
Date Sampled...: 08/26/09 11:30 Date Received..: 08/27/09

PARAMETER	RESULT	REPORTING LIMIT	UNITS	METHOD	PREPARATION-ANALYSIS DATE	WORK ORDER #
Prep Batch #...: 9240019						
Silver	ND	1.0	ug/L	SW846 6020	08/28-09/04/09	LJVQ51CF
		Dilution Factor: 1		Analysis Time..: 20:11	Analyst ID.....: 002260	
		Instrument ID..: I8		MDL.....: 0.033		
Arsenic	17.2	5.0	ug/L	SW846 6020	08/28-09/04/09	LJVQ51A2
		Dilution Factor: 1		Analysis Time..: 20:11	Analyst ID.....: 002260	
		Instrument ID..: I8		MDL.....: 0.21		
Barium	105 J	1.0	ug/L	SW846 6020	08/28-09/04/09	LJVQ51A3
		Dilution Factor: 1		Analysis Time..: 20:11	Analyst ID.....: 002260	
		Instrument ID..: I8		MDL.....: 0.052		
Beryllium	0.15 B	1.0	ug/L	SW846 6020	08/28-09/04/09	LJVQ51A4
		Dilution Factor: 1		Analysis Time..: 20:11	Analyst ID.....: 002260	
		Instrument ID..: I8		MDL.....: 0.037		
Cadmium	ND	1.0	ug/L	SW846 6020	08/28-09/04/09	LJVQ51A5
		Dilution Factor: 1		Analysis Time..: 20:11	Analyst ID.....: 002260	
		Instrument ID..: I8		MDL.....: 0.027		
Cobalt	39.9	1.0	ug/L	SW846 6020	08/28-09/04/09	LJVQ51A6
		Dilution Factor: 1		Analysis Time..: 20:11	Analyst ID.....: 002260	
		Instrument ID..: I8		MDL.....: 0.033		
Chromium	1.1 B,J	2.0	ug/L	SW846 6020	08/28-09/04/09	LJVQ51CK
		Dilution Factor: 1		Analysis Time..: 20:11	Analyst ID.....: 002260	
		Instrument ID..: I8		MDL.....: 0.066		
Copper	0.12 B,J	2.0	ug/L	SW846 6020	08/28-09/04/09	LJVQ51A7
		Dilution Factor: 1		Analysis Time..: 20:11	Analyst ID.....: 002260	
		Instrument ID..: I8		MDL.....: 0.064		
Iron	35100 J	50.0	ug/L	SW846 6020	08/28-09/04/09	LJVQ51A8
		Dilution Factor: 1		Analysis Time..: 20:11	Analyst ID.....: 002260	
		Instrument ID..: I8		MDL.....: 11.0		
Manganese	390 J	1.0	ug/L	SW846 6020	08/28-09/04/09	LJVQ51CA
		Dilution Factor: 1		Analysis Time..: 20:11	Analyst ID.....: 002260	
		Instrument ID..: I8		MDL.....: 0.14		

(Continued on next page)

Tetra Tech NUS, Inc

Client Sample ID: MSA-MW28I-082609

DISSOLVED Metals

Lot-Sample #...: A9H270136-001 Matrix.....: WG

PARAMETER	RESULT	REPORTING LIMIT	UNITS	METHOD	PREPARATION-ANALYSIS DATE	WORK ORDER #
Molybdenum	**0.50 B**	**2.0**	**ug/L**	**SW846 6020**	**08/28-09/04/09**	**LJVQ51CC**
		Dilution Factor: 1		Analysis Time..: 20:11	Analyst ID.....: 002260	
		Instrument ID..: I8		MDL.....: 0.20		
Nickel	**37.6**	**2.0**	**ug/L**	**SW846 6020**	**08/28-09/04/09**	**LJVQ51CD**
		Dilution Factor: 1		Analysis Time..: 20:11	Analyst ID.....: 002260	
		Instrument ID..: I8		MDL.....: 0.10		
Lead	**0.057 B,J**	**1.0**	**ug/L**	**SW846 6020**	**08/28-09/04/09**	**LJVQ51A9**
		Dilution Factor: 1		Analysis Time..: 20:11	Analyst ID.....: 002260	
		Instrument ID..: I8		MDL.....: 0.034		
Antimony	ND	2.0	ug/L	SW846 6020	08/28-09/04/09	LJVQ51A1
		Dilution Factor: 1		Analysis Time..: 20:11	Analyst ID.....: 002260	
		Instrument ID..: I8		MDL.....: 0.055		
Selenium	ND	5.0	ug/L	SW846 6020	08/28-09/04/09	LJVQ51CE
		Dilution Factor: 1		Analysis Time..: 20:11	Analyst ID.....: 002260	
		Instrument ID..: I8		MDL.....: 0.14		
Thallium	ND	1.0	ug/L	SW846 6020	08/28-09/04/09	LJVQ51CG
		Dilution Factor: 1		Analysis Time..: 20:11	Analyst ID.....: 002260	
		Instrument ID..: I8		MDL.....: 0.12		
Vanadium	ND	20.0	ug/L	SW846 6020	08/28-09/04/09	LJVQ51CH
		Dilution Factor: 1		Analysis Time..: 20:11	Analyst ID.....: 002260	
		Instrument ID..: I8		MDL.....: 0.60		
Zinc	**15.5 B,J**	**20.0**	**ug/L**	**SW846 6020**	**08/28-09/04/09**	**LJVQ51CJ**
		Dilution Factor: 1		Analysis Time..: 20:11	Analyst ID.....: 002260	
		Instrument ID..: I8		MDL.....: 0.85		
Mercury	ND	0.20	ug/L	SW846 7470A	08/28/09	LJVQ51CL
		Dilution Factor: 1		Analysis Time..: 16:44	Analyst ID.....: 001576	
		Instrument ID..: H1		MDL.....: 0.10		

NOTE(S):

J Method blank contamination. The associated method blank contains the target analyte at a reportable level.

B Estimated result. Result is less than RL.

Tetra Tech NUS, Inc

Client Sample ID: MSA-MW31D-082809

DISSOLVED Metals

Lot-Sample #...: A9H290107-003 Matrix.....: WG
Date Sampled...: 08/28/09 10:55 Date Received..: 08/29/09

PARAMETER	RESULT	REPORTING LIMIT	UNITS	METHOD	PREPARATION-ANALYSIS DATE	WORK ORDER #
Prep Batch #...: 9243019						
Silver	ND	1.0	ug/L	SW846 6020	08/31-09/05/09	LJ18C1CF
		Dilution Factor: 1		Analysis Time..: 00:56	Analyst ID.....: 002260	
		Instrument ID..: I8		MDL.....: 0.033		
Arsenic	ND	5.0	ug/L	SW846 6020	08/31-09/05/09	LJ18C1AD
		Dilution Factor: 1		Analysis Time..: 00:56	Analyst ID.....: 002260	
		Instrument ID..: I8		MDL.....: 0.21		
Barium	**72.9 J**	**1.0**	**ug/L**	**SW846 6020**	**08/31-09/05/09**	**LJ18C1AE**
		Dilution Factor: 1		Analysis Time..: 00:56	Analyst ID.....: 002260	
		Instrument ID..: I8		MDL.....: 0.052		
Beryllium	**0.14 B**	**1.0**	**ug/L**	**SW846 6020**	**08/31-09/05/09**	**LJ18C1AF**
		Dilution Factor: 1		Analysis Time..: 00:56	Analyst ID.....: 002260	
		Instrument ID..: I8		MDL.....: 0.037		
Cadmium	ND	1.0	ug/L	SW846 6020	08/31-09/05/09	LJ18C1AG
		Dilution Factor: 1		Analysis Time..: 00:56	Analyst ID.....: 002260	
		Instrument ID..: I8		MDL.....: 0.027		
Cobalt	**3.0**	**1.0**	**ug/L**	**SW846 6020**	**08/31-09/05/09**	**LJ18C1AH**
		Dilution Factor: 1		Analysis Time..: 00:56	Analyst ID.....: 002260	
		Instrument ID..: I8		MDL.....: 0.033		
Chromium	**4.5 J**	**2.0**	**ug/L**	**SW846 6020**	**08/31-09/05/09**	**LJ18C1CK**
		Dilution Factor: 1		Analysis Time..: 00:56	Analyst ID.....: 002260	
		Instrument ID..: I8		MDL.....: 0.066		
Copper	ND	2.0	ug/L	SW846 6020	08/31-09/05/09	LJ18C1AJ
		Dilution Factor: 1		Analysis Time..: 00:56	Analyst ID.....: 002260	
		Instrument ID..: I8		MDL.....: 0.064		
Iron	**3190 J**	**50.0**	**ug/L**	**SW846 6020**	**08/31-09/05/09**	**LJ18C1AK**
		Dilution Factor: 1		Analysis Time..: 00:56	Analyst ID.....: 002260	
		Instrument ID..: I8		MDL.....: 11.0		
Manganese	**1370 J**	**1.0**	**ug/L**	**SW846 6020**	**08/31-09/10/09**	**LJ18C1CA**
		Dilution Factor: 1		Analysis Time..: 18:30	Analyst ID.....: 002260	
		Instrument ID..: I8		MDL.....: 0.14		

(Continued on next page)

Tetra Tech NUS, Inc

Client Sample ID: MSA-MW31D-082809

DISSOLVED Metals

Lot-Sample #...: A9H290107-003 Matrix.....: WG

PARAMETER	RESULT	REPORTING LIMIT	UNITS	METHOD	PREPARATION-ANALYSIS DATE	WORK ORDER #
Molybdenum	0.75 B	2.0	ug/L	SW846 6020	08/31-09/05/09	LJ18C1CC
		Dilution Factor: 1		Analysis Time..: 00:56	Analyst ID.....: 002260	
		Instrument ID..: I8		MDL.....: 0.20		
Nickel	18.9 J	2.0	ug/L	SW846 6020	08/31-09/05/09	LJ18C1CD
		Dilution Factor: 1		Analysis Time..: 00:56	Analyst ID.....: 002260	
		Instrument ID..: I8		MDL.....: 0.10		
Lead	0.043 B,J	1.0	ug/L	SW846 6020	08/31-09/05/09	LJ18C1AL
		Dilution Factor: 1		Analysis Time..: 00:56	Analyst ID.....: 002260	
		Instrument ID..: I8		MDL.....: 0.034		
Antimony	0.12 B	2.0	ug/L	SW846 6020	08/31-09/05/09	LJ18C1AC
		Dilution Factor: 1		Analysis Time..: 00:56	Analyst ID.....: 002260	
		Instrument ID..: I8		MDL.....: 0.055		
Selenium	ND	5.0	ug/L	SW846 6020	08/31-09/05/09	LJ18C1CE
		Dilution Factor: 1		Analysis Time..: 00:56	Analyst ID.....: 002260	
		Instrument ID..: I8		MDL.....: 0.14		
Thallium	ND	1.0	ug/L	SW846 6020	08/31-09/05/09	LJ18C1CG
		Dilution Factor: 1		Analysis Time..: 00:56	Analyst ID.....: 002260	
		Instrument ID..: I8		MDL.....: 0.12		
Vanadium	0.88 B	20.0	ug/L	SW846 6020	08/31-09/05/09	LJ18C1CH
		Dilution Factor: 1		Analysis Time..: 00:56	Analyst ID.....: 002260	
		Instrument ID..: I8		MDL.....: 0.60		
Zinc	2.7 B,J	20.0	ug/L	SW846 6020	08/31-09/05/09	LJ18C1CJ
		Dilution Factor: 1		Analysis Time..: 00:56	Analyst ID.....: 002260	
		Instrument ID..: I8		MDL.....: 0.85		
Mercury	ND	0.20	ug/L	SW846 7470A	08/31-09/01/09	LJ18C1CL
		Dilution Factor: 1		Analysis Time..: 14:09	Analyst ID.....: 001576	
		Instrument ID..: H1		MDL.....: 0.10		

NOTE(S):

J Method blank contamination. The associated method blank contains the target analyte at a reportable level.

B Estimated result. Result is less than RL.

Tetra Tech NUS, Inc

Client Sample ID: MSA-MW15S-082509

General Chemistry

Lot-Sample #...: A9H260266-001 **Work Order #...:** LJTGV **Matrix.....:** WG
Date Sampled...: 08/25/09 09:50 **Date Received..:** 08/26/09

PARAMETER	RESULT	RL	UNITS	METHOD	PREPARATION-ANALYSIS DATE	PREP BATCH #
Hexavalent Chromium	ND	0.02	mg/L	SW846 7196A	08/26/09	9239052

Dilution Factor: 1 MDL.....: 0.002

Tetra Tech NUS, Inc

Client Sample ID: MSA-MW15D-082509

General Chemistry

Lot-Sample #...: A9H260266-002 Work Order #...: LJTG5 Matrix.....: WG
Date Sampled...: 08/25/09 14:55 Date Received..: 08/26/09

PARAMETER	RESULT	RL	UNITS	METHOD	PREPARATION-ANALYSIS DATE	PREP BATCH #
Hexavalent Chromium	ND	0.02	mg/L	SW846 7196A	08/26/09	9239052

Dilution Factor: 1 MDL.....: 0.002

Tetra Tech NUS, Inc

Client Sample ID: MSA-MW28I-082609

General Chemistry

Lot-Sample #...: A9H270136-001 Work Order #...: LJVQ5 Matrix.....: WG
Date Sampled...: 08/26/09 11:30 Date Received..: 08/27/09

PARAMETER	RESULT	RL	UNITS	METHOD	PREPARATION-ANALYSIS DATE	PREP BATCH #
Hexavalent Chromium	ND	0.02	mg/L	SW846 7196A	08/27/09	9239409

Dilution Factor: 1 MDL.....: 0.002

Tetra Tech NUS, Inc

Client Sample ID: MSA-MW20S-082609

General Chemistry

Lot-Sample #...: A9H270136-002 **Work Order #...:** LJVRW **Matrix.....:** WG
Date Sampled...: 08/26/09 15:24 **Date Received..:** 08/27/09

PARAMETER	RESULT	RL	UNITS	METHOD	PREPARATION-ANALYSIS DATE	PREP BATCH #
Hexavalent Chromium	ND	0.02	mg/L	SW846 7196A	08/27/09	9239409

Dilution Factor: 1 MDL.....: 0.002

Tetra Tech NUS, Inc

Client Sample ID: MSA-MW15I-082609

General Chemistry

Lot-Sample #...: A9H270136-003 Work Order #...: LJVR0 Matrix.....: WG
Date Sampled...: 08/26/09 10:30 Date Received..: 08/27/09

PARAMETER	RESULT	RL	UNITS	METHOD	PREPARATION-ANALYSIS DATE	PREP BATCH #
Hexavalent Chromium	ND	0.02	mg/L	SW846 7196A	08/27/09	9239409

Dilution Factor: 1 MDL.....: 0.002

Tetra Tech NUS, Inc

Client Sample ID: MSA-MW16S-082609

General Chemistry

Lot-Sample #...: A9H270136-004 Work Order #...: LJVR1 Matrix.....: WG
Date Sampled...: 08/26/09 14:20 Date Received..: 08/27/09

PARAMETER	RESULT	RL	UNITS	METHOD	PREPARATION-ANALYSIS DATE	PREP BATCH #
Hexavalent Chromium	ND	0.02	mg/L	SW846 7196A	08/27/09	9239409

Dilution Factor: 1 MDL.....: 0.002

Tetra Tech NUS, Inc

Client Sample ID: MSA-MW16I-082609

General Chemistry

Lot-Sample #...: A9H270136-005 Work Order #...: LJVR2 Matrix.....: WG
Date Sampled...: 08/26/09 17:55 Date Received..: 08/27/09

PARAMETER	RESULT	RL	UNITS	METHOD	PREPARATION-ANALYSIS DATE	PREP BATCH #
Hexavalent Chromium	ND	0.02	mg/L	SW846 7196A	08/27/09	9239409

Dilution Factor: 1 MDL.....: 0.002

Tetra Tech NUS, Inc

Client Sample ID: MSA-MW16D-082709

General Chemistry

Lot-Sample #...: A9H280119-001 Work Order #...: LJX31 Matrix.....: WG
Date Sampled...: 08/27/09 09:05 Date Received..: 08/28/09

PARAMETER	RESULT	RL	UNITS	METHOD	PREPARATION-ANALYSIS DATE	PREP BATCH #
Hexavalent Chromium	0.009 B	0.02	mg/L	SW846 7196A	08/28/09	9240380

Dilution Factor: 1 MDL.....: 0.002

NOTE(S):

RL Reporting Limit

B Estimated result. Result is less than RL.

Tetra Tech NUS, Inc

Client Sample ID: MSA-MW20I-082709

General Chemistry

Lot-Sample #...: A9H280119-002 Work Order #...: LJX4P Matrix.....: WG
Date Sampled...: 08/27/09 11:10 Date Received..: 08/28/09

PARAMETER	RESULT	RL	UNITS	METHOD	PREPARATION-ANALYSIS DATE	PREP BATCH #
Hexavalent Chromium	ND	0.02	mg/L	SW846 7196A	08/28/09	9240380

Dilution Factor: 1 MDL.....: 0.002

Tetra Tech NUS, Inc

Client Sample ID: MSA-MW20D-082709

General Chemistry

Lot-Sample #...: A9H280119-003 **Work Order #...:** LJX4Q **Matrix.....:** WG
Date Sampled...: 08/27/09 13:30 **Date Received..:** 08/28/09

PARAMETER	RESULT	RL	UNITS	METHOD	PREPARATION-ANALYSIS DATE	PREP BATCH #
Hexavalent Chromium	ND	0.02	mg/L	SW846 7196A	08/28/09	9240380

Dilution Factor: 1 MDL.....: 0.002

Tetra Tech NUS, Inc

Client Sample ID: MSA-MW17I-082809

General Chemistry

Lot-Sample #...: A9H290107-001 Work Order #...: LJ177 Matrix.....: WG
Date Sampled...: 08/28/09 11:15 Date Received..: 08/29/09

PARAMETER	RESULT	RL	UNITS	METHOD	PREPARATION-ANALYSIS DATE	PREP BATCH #
Hexavalent Chromium	0.002 B	0.02	mg/L	SW846 7196A	08/29/09	9244047

Dilution Factor: 1 MDL.....: 0.002

NOTE(S):

RL Reporting Limit

B Estimated result. Result is less than RL.

Tetra Tech NUS, Inc

Client Sample ID: MSA-MW17S-082809

General Chemistry

Lot-Sample #...: A9H290107-002 Work Order #...: LJ179 Matrix.....: WG
Date Sampled...: 08/28/09 09:40 Date Received..: 08/29/09

PARAMETER	RESULT	RL	UNITS	METHOD	PREPARATION-ANALYSIS DATE	PREP BATCH #
Hexavalent Chromium	0.003 B	0.02	mg/L	SW846 7196A	08/29/09	9244047

Dilution Factor: 1 MDL.....: 0.002

NOTE(S):

RL Reporting Limit

B Estimated result. Result is less than RL.

Tetra Tech NUS, Inc

Client Sample ID: MSA-MW31D-082809

General Chemistry

Lot-Sample #...: A9H290107-003 Work Order #...: LJ18C Matrix.....: WG
Date Sampled...: 08/28/09 10:55 Date Received..: 08/29/09

PARAMETER	RESULT	RL	UNITS	METHOD	PREPARATION-ANALYSIS DATE	PREP BATCH #
Hexavalent Chromium	ND	0.02	mg/L	SW846 7196A	08/29/09	9244047

Dilution Factor: 1 MDL.....: 0.002

Tetra Tech NUS, Inc

Client Sample ID: MSA-MW27D-082809

General Chemistry

Lot-Sample #...: A9H290107-004 Work Order #...: LJ18D Matrix.....: WG
Date Sampled...: 08/28/09 09:15 Date Received..: 08/29/09

PARAMETER	RESULT	RL	UNITS	METHOD	PREPARATION-ANALYSIS DATE	PREP BATCH #
Hexavalent Chromium	ND	0.02	mg/L	SW846 7196A	08/29/09	9244047

Dilution Factor: 1 MDL.....: 0.002

Tetra Tech NUS, Inc

Client Sample ID: MSA-MW23D-083109

General Chemistry

Lot-Sample #...: A9I010149-001 **Work Order #...:** LJ456 **Matrix.....:** WG
Date Sampled...: 08/31/09 11:14 **Date Received..:** 09/01/09

PARAMETER	RESULT	RL	UNITS	METHOD	PREPARATION-ANALYSIS DATE	PREP BATCH #
Hexavalent Chromium	ND	0.02	mg/L	SW846 7196A	09/01/09	9244484

Dilution Factor: 1 MDL.....: 0.002

Tetra Tech NUS, Inc

Client Sample ID: MSA-MW23S-083109

General Chemistry

Lot-Sample #...: A9I010149-002 Work Order #...: LJ46M Matrix.....: WG
Date Sampled...: 08/31/09 10:14 Date Received..: 09/01/09

PARAMETER	RESULT	RL	UNITS	METHOD	PREPARATION-ANALYSIS DATE	PREP BATCH #
Hexavalent Chromium	ND	0.02	mg/L	SW846 7196A	09/01/09	9244484

Dilution Factor: 1 MDL.....: 0.002

Tetra Tech NUS, Inc

Client Sample ID: MSA-MW26S-083109

General Chemistry

Lot-Sample #...: A9I010149-003 Work Order #...: LJ463 Matrix.....: WG
Date Sampled...: 08/31/09 13:55 Date Received..: 09/01/09

PARAMETER	RESULT	RL	UNITS	METHOD	PREPARATION-ANALYSIS DATE	PREP BATCH #
Hexavalent Chromium	0.01 B	0.02	mg/L	SW846 7196A	09/01/09	9244484

Dilution Factor: 1 MDL.....: 0.002

NOTE(S):

RL Reporting Limit

B Estimated result. Result is less than RL.

Tetra Tech NUS, Inc

Client Sample ID: MSA-MW22D-083109

General Chemistry

Lot-Sample #...: A9I010149-006 Work Order #...: LJ47C Matrix.....: WG
Date Sampled...: 08/31/09 10:35 Date Received..: 09/01/09

PARAMETER	RESULT	RL	UNITS	METHOD	PREPARATION-ANALYSIS DATE	PREP BATCH #
Hexavalent Chromium	ND	0.02	mg/L	SW846 7196A	09/01/09	9244484

Dilution Factor: 1 MDL.....: 0.002

Tetra Tech NUS, Inc

Client Sample ID: MSA-MW25S-083109

General Chemistry

Lot-Sample #...: A9I010149-007 Work Order #...: LJ47F Matrix.....: WG
Date Sampled...: 08/31/09 13:30 Date Received..: 09/01/09

PARAMETER	RESULT	RL	UNITS	METHOD	PREPARATION-ANALYSIS DATE	PREP BATCH #
Hexavalent Chromium	0.007 B	0.02	mg/L	SW846 7196A	09/01/09	9244484

Dilution Factor: 1 MDL.....: 0.002

NOTE(S):

RL Reporting Limit

B Estimated result. Result is less than RL.

Tetra Tech NUS, Inc

Client Sample ID: MSA-MW25I-083109

General Chemistry

Lot-Sample #...: A9I010149-008 Work Order #...: LJ47H Matrix.....: WG
Date Sampled...: 08/31/09 14:55 Date Received..: 09/01/09

PARAMETER	RESULT	RL	UNITS	METHOD	PREPARATION-ANALYSIS DATE	PREP BATCH #
Hexavalent Chromium	0.004 B	0.02	mg/L	SW846 7196A	09/01/09	9244484

Dilution Factor: 1 MDL.....: 0.002

NOTE(S):

RL Reporting Limit

B Estimated result. Result is less than RL.

Tetra Tech NUS, Inc

Client Sample ID: MSA-MW15D-082509

Dissolved HPLC - Mass. Spec.

Lot-Sample #...: A9H260266-002 Work Order #...: LJTG51CQ Matrix.....: WG
Date Sampled...: 08/25/09 14:55 Date Received..: 08/26/09
Prep Date.....: 09/01/09 Analysis Date..: 09/09/09
Prep Batch #...: 9244332
Dilution Factor: 1 Method.....: SW846 6850

PARAMETER	RESULT	REPORTING LIMIT	UNITS	MDL
Perchlorate	0.46 J	0.50	ug/L	0.082

NOTE(S):

J Estimated result. Result is less than RL.

Tetra Tech NUS, Inc

Client Sample ID: MSA-MW15I-082609

Dissolved HPLC - Mass. Spec.

Lot-Sample #...:	A9H270136-003	Work Order #...:	LJVR01CN	Matrix.....:	WG
Date Sampled...:	08/26/09 10:30	Date Received..:	08/27/09		
Prep Date.....:	09/01/09	Analysis Date..:	09/09/09		
Prep Batch #...:	9244332				
Dilution Factor:	1	Method.....:	SW846 6850		

PARAMETER	RESULT	REPORTING LIMIT	UNITS	MDL
Perchlorate	0.091 J	0.50	ug/L	0.082

NOTE(S):

J Estimated result. Result is less than RL.

Tetra Tech NUS, Inc

Client Sample ID: MSA-MW15S-082509

Dissolved HPLC - Mass. Spec.

Lot-Sample #...: A9H260266-001 Work Order #...: LJTGV1CQ Matrix.....: WG
Date Sampled...: 08/25/09 09:50 Date Received..: 08/26/09
Prep Date.....: 09/01/09 Analysis Date..: 09/09/09
Prep Batch #...: 9244332
Dilution Factor: 1 Method.....: SW846 6850

PARAMETER	RESULT	REPORTING LIMIT	UNITS	MDL
Perchlorate	ND	0.50	ug/L	0.082

Tetra Tech NUS, Inc

Client Sample ID: MSA-MW16D-082709

Dissolved HPLC - Mass. Spec.

Lot-Sample #...: A9H280119-001 Work Order #...: LJX311CN Matrix.....: WG
Date Sampled...: 08/27/09 09:05 Date Received..: 08/28/09
Prep Date.....: 09/01/09 Analysis Date..: 09/09/09
Prep Batch #...: 9244332
Dilution Factor: 1 Method.....: SW846 6850

PARAMETER	RESULT	REPORTING LIMIT	UNITS	MDL
Perchlorate	0.33 J	0.50	ug/L	0.082

NOTE(S):

J Estimated result. Result is less than RL.

Tetra Tech NUS, Inc

Client Sample ID: MSA-MW16I-082609

Dissolved HPLC - Mass. Spec.

Lot-Sample #...:	A9H270136-005	Work Order #...:	LJVR21CN	Matrix.....:	WG
Date Sampled...:	08/26/09 17:55	Date Received..:	08/27/09		
Prep Date.....:	09/01/09	Analysis Date..:	09/09/09		
Prep Batch #...:	9244332				
Dilution Factor:	1	Method.....:	SW846 6850		

PARAMETER	RESULT	REPORTING LIMIT	UNITS	MDL
Perchlorate	ND	0.50	ug/L	0.082

Tetra Tech NUS, Inc

Client Sample ID: MSA-MW16S-082609

Dissolved HPLC - Mass. Spec.

Lot-Sample #...: A9H270136-004 Work Order #...: LJVR11CN Matrix.....: WG
Date Sampled...: 08/26/09 14:20 Date Received..: 08/27/09
Prep Date.....: 09/01/09 Analysis Date..: 09/09/09
Prep Batch #...: 9244332
Dilution Factor: 1 Method.....: SW846 6850

PARAMETER	RESULT	REPORTING LIMIT	UNITS	MDL
Perchlorate	ND	0.50	ug/L	0.082

Tetra Tech NUS, Inc

Client Sample ID: MSA-MW17I-082809

Dissolved HPLC - Mass. Spec.

Lot-Sample #...:	A9H290107-001	Work Order #...:	LJ1771CN	Matrix.....:	WG
Date Sampled...:	08/28/09 11:15	Date Received..:	08/29/09		
Prep Date.....:	09/01/09	Analysis Date..:	09/09/09		
Prep Batch #...:	9244332				
Dilution Factor:	1	Method.....:	SW846 6850		

PARAMETER	RESULT	REPORTING LIMIT	UNITS	MDL
Perchlorate	0.22 J	0.50	ug/L	0.082

NOTE(S):

J Estimated result. Result is less than RL.

Tetra Tech NUS, Inc

Client Sample ID: MSA-MW17S-082809

Dissolved HPLC - Mass. Spec.

Lot-Sample #...:	A9H290107-002	Work Order #...:	LJ1791CN	Matrix.....:	WG
Date Sampled...:	08/28/09 09:40	Date Received..:	08/29/09		
Prep Date.....:	09/01/09	Analysis Date..:	09/09/09		
Prep Batch #...:	9244332				
Dilution Factor:	1	Method.....:	SW846 6850		

PARAMETER	RESULT	REPORTING LIMIT	UNITS	MDL
Perchlorate	ND	0.50	ug/L	0.082

Tetra Tech NUS, Inc

Client Sample ID: MSA-MW20D-082709

Dissolved HPLC - Mass. Spec.

Lot-Sample #...:	A9H280119-003	**Work Order #...:**	LJX4Q1CN	**Matrix.....:**	WG
Date Sampled...:	08/27/09 13:30	**Date Received..:**	08/28/09		
Prep Date.....:	09/01/09	**Analysis Date..:**	09/09/09		
Prep Batch #...:	9244332				
Dilution Factor:	1	**Method.....:**	SW846 6850		

PARAMETER	RESULT	REPORTING LIMIT	UNITS	MDL
Perchlorate	ND	0.50	ug/L	0.082

Tetra Tech NUS, Inc

Client Sample ID: MSA-MW20I-082709

Dissolved HPLC - Mass. Spec.

Lot-Sample #...:	A9H280119-002	Work Order #...:	LJX4P1CN	Matrix.....:	WG
Date Sampled...:	08/27/09 11:10	Date Received..:	08/28/09		
Prep Date.....:	09/01/09	Analysis Date..:	09/09/09		
Prep Batch #...:	9244332				
Dilution Factor:	1	Method.....:	SW846 6850		

PARAMETER	RESULT	REPORTING LIMIT	UNITS	MDL
Perchlorate	ND	0.50	ug/L	0.082

Tetra Tech NUS, Inc

Client Sample ID: MSA-MW20S-082609

Dissolved HPLC - Mass. Spec.

Lot-Sample #...:	A9H270136-002	**Work Order #...:**	LJVRW1CN	**Matrix.....:**	WG
Date Sampled...:	08/26/09 15:24	**Date Received..:**	08/27/09		
Prep Date.....:	09/01/09	**Analysis Date..:**	09/09/09		
Prep Batch #...:	9244332				
Dilution Factor:	1	**Method.....:**	SW846 6850		

PARAMETER	RESULT	REPORTING LIMIT	UNITS	MDL
Perchlorate	ND	0.50	ug/L	0.082

Tetra Tech NUS, Inc

Client Sample ID: MSA-MW22D-083109

Dissolved HPLC - Mass. Spec.

Lot-Sample #...: A9I010149-006 Work Order #...: LJ47C1CN Matrix.....: WG
Date Sampled...: 08/31/09 10:35 Date Received..: 09/01/09
Prep Date.....: 09/11/09 Analysis Date..: 09/14/09
Prep Batch #...: 9254350
Dilution Factor: 1 Method.....: SW846 6850

PARAMETER	RESULT	REPORTING LIMIT	UNITS	MDL
Perchlorate	ND	0.50	ug/L	0.082

Tetra Tech NUS, Inc

Client Sample ID: MSA-MW23D-083109

Dissolved HPLC - Mass. Spec.

Lot-Sample #...: A9I010149-001 Work Order #...: LJ4561CN Matrix.....: WG
Date Sampled...: 08/31/09 11:14 Date Received..: 09/01/09
Prep Date.....: 09/11/09 Analysis Date..: 09/14/09
Prep Batch #...: 9254350
Dilution Factor: 1 Method.....: SW846 6850

PARAMETER	RESULT	REPORTING LIMIT	UNITS	MDL
Perchlorate	ND	0.50	ug/L	0.082

Tetra Tech NUS, Inc

Client Sample ID: MSA-MW23S-083109

Dissolved HPLC - Mass. Spec.

Lot-Sample #...: A9I010149-002 Work Order #...: LJ46M1CN Matrix.....: WG
Date Sampled...: 08/31/09 10:14 Date Received..: 09/01/09
Prep Date.....: 09/11/09 Analysis Date..: 09/14/09
Prep Batch #...: 9254350
Dilution Factor: 1 Method.....: SW846 6850

PARAMETER	RESULT	REPORTING LIMIT	UNITS	MDL
Perchlorate	ND	0.50	ug/L	0.082

Tetra Tech NUS, Inc

Client Sample ID: MSA-MW25I-083109

Dissolved HPLC - Mass. Spec.

Lot-Sample #...:	A9I010149-008	Work Order #...:	LJ47H1CN	Matrix.....:	WG
Date Sampled...:	08/31/09 14:55	Date Received..:	09/01/09		
Prep Date.....:	09/11/09	Analysis Date..:	09/14/09		
Prep Batch #...:	9254350				
Dilution Factor:	1	Method.....:	SW846 6850		

PARAMETER	RESULT	REPORTING LIMIT	UNITS	MDL
Perchlorate	ND	0.50	ug/L	0.082

Tetra Tech NUS, Inc

Client Sample ID: MSA-MW25S-083109

Dissolved HPLC - Mass. Spec.

Lot-Sample #...:	A9I010149-007	Work Order #...:	LJ47F1CN	Matrix.....:	WG
Date Sampled...:	08/31/09 13:30	Date Received..:	09/01/09		
Prep Date.....:	09/11/09	Analysis Date..:	09/14/09		
Prep Batch #...:	9254350				
Dilution Factor:	1	Method.....:	SW846 6850		

PARAMETER	RESULT	REPORTING LIMIT	UNITS	MDL
Perchlorate	ND	0.50	ug/L	0.082

Tetra Tech NUS, Inc

Client Sample ID: MSA-MW27D-082809

Dissolved HPLC - Mass. Spec.

Lot-Sample #...:	A9H290107-004	Work Order #...:	LJ18D1CN	Matrix.....:	WG
Date Sampled...:	08/28/09 09:15	Date Received..:	08/29/09		
Prep Date.....:	09/01/09	Analysis Date..:	09/09/09		
Prep Batch #...:	9244332				
Dilution Factor:	1	Method.....:	SW846 6850		

PARAMETER	RESULT	REPORTING LIMIT	UNITS	MDL
Perchlorate	ND	0.50	ug/L	0.082

Tetra Tech NUS, Inc

Client Sample ID: MSA-MW26S-083109

Dissolved HPLC - Mass. Spec.

Lot-Sample #...:	A9I010149-003	Work Order #...:	LJ4631CN	Matrix.....:	WG
Date Sampled...:	08/31/09 13:55	Date Received..:	09/01/09		
Prep Date.....:	09/11/09	Analysis Date..:	09/14/09		
Prep Batch #...:	9254350				
Dilution Factor:	1	Method.....:	SW846 6850		

PARAMETER	RESULT	REPORTING LIMIT	UNITS	MDL
Perchlorate	ND	0.50	ug/L	0.082

Tetra Tech NUS, Inc

Client Sample ID: MSA-MW28I-082609

Dissolved HPLC - Mass. Spec.

Lot-Sample #...:	A9H270136-001	**Work Order #...:**	LJVQ51CN	**Matrix.....:**	WG
Date Sampled...:	08/26/09 11:30	**Date Received..:**	08/27/09		
Prep Date.....:	09/01/09	**Analysis Date..:**	09/09/09		
Prep Batch #...:	9244332				
Dilution Factor:	1	**Method.....:**	SW846 6850		

PARAMETER	RESULT	REPORTING LIMIT	UNITS	MDL
Perchlorate	ND	0.50	ug/L	0.082

Tetra Tech NUS, Inc

Client Sample ID: MSA-MW31D-082809

Dissolved HPLC - Mass. Spec.

Lot-Sample #...: A9H290107-003 Work Order #...: LJ18C1CN Matrix.....: WG
Date Sampled...: 08/28/09 10:55 Date Received..: 08/29/09
Prep Date.....: 09/01/09 Analysis Date..: 09/09/09
Prep Batch #...: 9244332
Dilution Factor: 1 Method.....: SW846 6850

PARAMETER	RESULT	REPORTING LIMIT	UNITS	MDL
Perchlorate	ND	0.50	ug/L	0.082

APPENDIX C
SUPPORT DOCUMENTATION

CASE NARRATIVE

9H26266

The following report contains the analytical results for twenty water samples and six quality control samples submitted to TestAmerica North Canton by Tetra Tech NUS, Inc. from the MSA Groundwater Sampling Site, project number 112IC02298. The samples were received August 26, 2009, August 27, 2009, August 28, 2009, August 29, 2009, and September 01, 2009, according to documented sample acceptance procedures.

This SDG consists of (5) laboratory ID's: A9H260266, A9H270136, A9H280119, A9H290107, and A9I010149.

The SIM (8260) analysis was performed at the TestAmerica Irvine laboratory. Refer to TestAmerica Irvine narrative included in their data package for additional information.

The 6850 Perchlorate analysis was performed at the TestAmerica West Sacramento laboratory. Refer to TestAmerica West Sacramento narrative included in their data package for additional information.

TestAmerica utilizes USEPA approved methods in all analytical work. The samples presented in this report were analyzed for the parameter(s) listed on the analytical methods summary page in accordance with the method(s) indicated. Preliminary results were provided to Dev Murali, Tobrena Skeen, and Tony Apanavage on September 15, 2009, on September 16, 2009, and September 18, 2009. A summary of QC data for these analyses is included at the back of the report.

TestAmerica North Canton attests to the validity of the laboratory data generated by TestAmerica facilities reported herein. All analyses performed by TestAmerica facilities were done using established laboratory SOPs that incorporate QA/QC procedures described in the applicable methods. TestAmerica's operations groups have reviewed the data for compliance with the laboratory QA/QC plan, and data have been found to be compliant with laboratory protocols unless otherwise noted below.

The test results in this report meet all NELAP requirements for parameters for which accreditation is required or available. Any exceptions to NELAP requirements are noted in this report. Pursuant to NELAP, this report may not be reproduced, except in full, without the written approval of the laboratory.

All parameters were evaluated to the method detection limit and include qualified results where applicable.

CASE NARRATIVE (continued)

Please refer to the Quality Control Elements Narrative following this case narrative for additional quality control information.

If you have any questions, please call the Project Manager, Patrick J. O'Meara, at 330-497-9396.

This report is sequentially paginated. The final page of the report is labeled as "END OF REPORT."

SUPPLEMENTAL QC INFORMATION

SAMPLE RECEIVING

The coolers were received at temperatures ranging from 1.2 to 6.0°C.

Sample(s) MSA-MW15S-082509 was collected August 25, 2009 @ 9:50am. The sample was received August 26, 2009 @ 9:10am. The test, CR+6 7196, was accidently missed during triage. The error was caught at 11:45am and the CR+6 7196 sample bottle was given immediately after discovery to Wet Chemistry.

Sample(s) MSA-MW16D-082709 was received in the laboratory after the holding time for Hexavalent Chromium had expired. The sample was collected on August 27, 2009 and received in the laboratory on August 28, 2009.

See TestAmerica's Cooler Receipt Form for additional information.

GC/MS VOLATILES

The sample(s) that contained concentrations of target analyte(s) at a reportable level in the associated Method Blank(s) were flagged with "B". All target analytes in the Method Blank must be below the reporting limit (RL) or the associated sample(s) must be ND with the exception of common laboratory contaminants.

The sample(s) that contain results between the MDL and the RL were flagged with "J". There is a possibility of false positive or mis-identification at these quantitation levels. In analytical methods requiring confirmation of the analyte reported, confirmation was performed only down to the standard reporting limit (SRL). The acceptance criteria for QC samples may not be met at these quantitation levels.

2-Chloroethyl vinyl ether cannot be reliably recovered in an acid preserved sample.

CASE NARRATIVE (continued)

PURGEABLE PETROLEUM HYDROCARBONS-8015

The sample(s) that contain results between the MDL and the RL were flagged with "J". There is a possibility of false positive or mis-identification at these quantitation levels. In analytical methods requiring confirmation of the analyte reported, confirmation was performed only down to the standard reporting limit (SRL). The acceptance criteria for QC samples may not be met at these quantitation levels.

EXTRACTABLE PETROLEUM HYDROCARBONS-8015

The sample(s) that contained concentrations of target analyte(s) at a reportable level in the associated Method Blank(s) were flagged with "B". All target analytes in the Method Blank must be below the reporting limit (RL) or the associated sample(s) must be ND with the exception of common laboratory contaminants.

The sample(s) that contain results between the MDL and the RL were flagged with "J". There is a possibility of false positive or mis-identification at these quantitation levels. In analytical methods requiring confirmation of the analyte reported, confirmation was performed only down to the standard reporting limit (SRL). The acceptance criteria for QC samples may not be met at these quantitation levels.

The LCS and LCSD associated with batch(es) 9245036 had recoveries that were outside stated control limits. The entire batch was reextracted, but the reextraction was outside of the recommended holding time. Both sets of data are reported.

METALS

The sample(s) that contain results between the MDL and the RL were flagged with "B". There is the possibility of false positive or mis-identification at these quantitation levels. The acceptance criteria for the ICB, CCB, and Method Blank are +/- the standard reporting limit (SRL).

The sample(s) that contained concentrations of target analyte(s) at a reportable level in the associated Method Blank(s) were flagged with "J". Refer to the sample report pages for the affected analyte(s).

Matrix spike recovery and relative percent difference (RPD) data were not calculated for some analytes for MSA-MW23D-083109 due to the sample concentration reading greater than four times the spike amount. See the Matrix Spike Report for the affected analytes which will be flagged with "NC, MSB".

CASE NARRATIVE (continued)

METALS (continued)

No ICP MS Form IX was provided for batch(es) 9239019 and 9240019. The serial dilutions were performed on a different sample from the same QC batch(es).

The sample duplicate RPD was outside the acceptance limits for some analytes. The result is less than five times the reporting limit; therefore, no corrective action is required. Refer to the sample duplicate report for RPDS that exceed 20%.

Sample(s) MSA-MW15S-082509, MSA-MW15D-082509, MSA-MW28I-082609, MSA-MW20S-082609, MSA-MW15I-082609, MSA-MW16S-082609, and MSA-MW16I-082609 MSA-MW16D-082709, MSA-MW20I-082709, MSA-MW20D-082709, MSA-MW17I-082809, MSA-MW17S-082809, MSA-MW31D-082809, MSA-MW27D-082809 MSA-MW23D-083109, MSA-MW23S-083109, MSA-MW26S-083109, MSA-MW22D-083109, MSA-MW25S-083109, and MSA-MW25I-083109 were analyzed under two sets of IDLs for ICPMS. The IDLs expired on September 11, 2009 and a new IDL study was completed on September 11, 2009. All of the samples were analyzed under valid IDLs. Due to Quantims limitations, the IDLs that expired on September 11, 2009 were used for the entire data package. As a result, samples analyzed after September 11, 2009 are reported using IDLs that expired. The impact of this anomaly is considered insignificant.

GENERAL CHEMISTRY

The sample(s) that contain results between the MDL and the RL were flagged with "B". There is the possibility of false positive or mis-identification at these quantitation levels. The acceptance criteria for the ICB, CCB, and Method Blank are +/- the standard reporting limit (SRL).

The matrix spike/matrix spike duplicate(s) for MSA-MW17I-082809 and MSA-MW23D-083109 had recoveries outside acceptance limits. However, since the associated method blank(s) and laboratory control sample(s) were in control, no corrective action was necessary.

ANALYTICAL METHODS SUMMARY

9H26266

PARAMETER	ANALYTICAL METHOD
Extractable Petroleum Hydrocarbons	SW846 8015B
Hexavalent Chromium	SW846 7196A
ICP-MS (6020)	SW846 6020
Mercury in Liquid Waste (Manual Cold-Vapor)	SW846 7470A
Perchlorate by 6850	SW846 6850
Volatile Organics by GC/MS	SW846 8260B
Volatile Petroleum Hydrocarbons	SW846 8015B

References:

SW846 "Test Methods for Evaluating Solid Waste, Physical/Chemical Methods", Third Edition, November 1986 and its updates.

Chain of Custody Record

Temperature on Receipt _____

Drinking Water? Yes ☐ No ☒

TestAmerica
THE LEADER IN ENVIRONMENTAL TESTING

TAL-4124 (1007)

Client	Project Manager	Date	Chain of Custody Number
Tetra Tech NUS, Inc.	Dev Murali	8/25/09	154900
Address	**Telephone Number (Area Code)/Fax Number**	**Lab Number**	**Page** 1 of 1
20251 Century Blvd Suite 200	(301) 528-3063		
City / **State** / **Zip Code**	**Site Contact**	**Lab Contact**	
Germantown / MD / 20874	Stuart Cameron		
Project Name and Location (State)	**Carrier/Waybill Number**		
MSA Ground Water Sampling			
Contract/Purchase Order/Quote No.			

Sample I.D. No. and Description (Containers for each sample may be combined on one line)	Date	Time	Matrix: Air	Aqueous	Sed.	Soil	Containers & Preservatives: Unpres.	H2SO4	HNO3	HCl	NaOH	ZnAc/ NaOH	Analysis: VOC+TIC	1,4-Dioxane	Perchlorate	CR (VI)	Total Metals	Diss. Metals	GRO	DRO	Special Instructions/ Conditions of Receip
MSA-MW15S-082509	8/25/09	0950		X			X	X	X	X			X	X	X	X	X	X	X	X	
MSA-MW15D-082509	8/25/09	1455		X			X	X	X	X			X	X	X	X	X	X			
TB-082509	8/25/09			X						X			X								

Possible Hazard Identification
☒ Non-Hazard ☐ Flammable ☐ Skin Irritant ☐ Poison B ☐ Unknown

Sample Disposal
☐ Return To Client ☒ Disposal By Lab ☐ Archive For _____ Months (A fee may be assessed if samples are retained longer than 1 month)

Turn Around Time Required
☐ 24 Hours ☐ 48 Hours ☐ 7 Days ☐ 14 Days ☐ 21 Days ☐ Other _____

QC Requirements (Specify)

	Date	Time		Date	Time
1. Relinquished By	8/25/09		1. Received By Barry Bruno	8/26/09	910
2. Relinquished By			2. Received By		
3. Relinquished By			3. Received By		

Comments

DISTRIBUTION: WHITE - Returned to Client with Report; CANARY - Stays with the Sample; PINK - Field Copy

38

North Canton

Chain of Custody Record

TestAmerica
THE LEADER IN ENVIRONMENTAL TESTING

Temperature on Receipt _____

Drinking Water? Yes ☐ No ☒

TAL-4124 (1007)

Client	Project Manager	Date	Chain of Custody Number
Tetra Tech NUS Inc.	Dev Murali	8/26/09	154901
Address	**Telephone Number (Area Code)/Fax Number**	**Lab Number**	**Page 1 of 1**
20251 Century Blvd Suite 260	(301) 528-3063		
City / **State** / **Zip Code**	**Site Contact**	**Lab Contact**	
Germantown / MD / 20874	Stuart Cameron		
Project Name and Location (State)	**Carrier/Waybill Number**		
MSA Ground Water Sampling			
Contract/Purchase Order/Quote No.			

Sample I.D. No. and Description (Containers for each sample may be combined on one line)	Date	Time	Matrix: Air	Aqueous	Sed.	Soil	Containers & Preservatives: Unpres.	H2SO4	HNO3	HCl	NaOH	ZnAc/NaOH	Analysis: VOC+TIC	1,4-Dioxide	Perchlorate	CP(VI)	Total Mercury Hg	Diss Mercury Hg	GRO	DRO	Special Instructions/ Conditions of Receip
MSA-MW38I-082609	8/26/09	1130		X			X	X	X	X			X	X	X	X	X	X			
MSA-MW20S-082609	8/26/09	1524		X			X	X	X	X			X	X	X	X	X	X	X	X	
MSA-MW15I-082609	8/26/09	1030		X			X	X	X	X			X	X	X	X	X	X			
MSA-MW16S-082609	8/26/09	1420		X			X	X	X	X			X	X	X	X	X	X	X	X	
MSA-MW16I-082609	8/26/09	1755		X			X	X	X	X			X	X	X	X	X	X			
TB-082609	8/26/09			X						X			X								

Possible Hazard Identification
☒ Non-Hazard ☐ Flammable ☐ Skin Irritant ☐ Poison B ☐ Unknown

Sample Disposal
☐ Return To Client ☒ Disposal By Lab ☐ Archive For _____ Months (A fee may be assessed if samples are retained longer than 1 month)

Turn Around Time Required
☐ 24 Hours ☐ 48 Hours ☐ 7 Days ☐ 14 Days ☐ 21 Days ☐ Other _____

QC Requirements (Specify)

	Date	Time		Date	Time
1. Relinquished By: Stuart Cameron	8/26/09	2040	1. Received By: [signature]	8/27/09	9:15AM
2. Relinquished By	Date	Time	2. Received By	Date	Time
3. Relinquished By	Date	Time	3. Received By	Date	Time

Comments

DISTRIBUTION: WHITE - Returned to Client with Report; CANARY - Stays with the Sample; PINK - Field Copy

41

North Canton

Chain of Custody Record

TAL-4124 (1007)

Temperature on Receipt _____

Drinking Water? Yes ☐ No ☒

TestAmerica
THE LEADER IN ENVIRONMENTAL TESTING

Client: Tetra Tech NUS, Inc.	Project Manager: Dev Murali	Date: 8/27/09	Chain of Custody Number: 154902
Address: 20251 Century Blvd. Suite 200	Telephone Number (Area Code)/Fax Number: (301) 528-3063	Lab Number:	Page _____ of _____
City: Germantown / State: MD / Zip Code: 20874	Site Contact: Stuart Cameron	Lab Contact:	Analysis (Attach list if more space is needed)
Project Name and Location (State): MSA Groundwater Sampling	Carrier/Waybill Number:		
Contract/Purchase Order/Quote No.			

Sample I.D. No. and Description (Containers for each sample may be combined on one line)	Date	Time	Matrix: Air	Aqueous	Sed.	Soil	Containers & Preservatives: Unpres.	H2SO4	HNO3	HCl	NaOH	ZnAc/NaOH	VOC + TIC	1,4-Dioxane	Perchlorate	Total Metals + Hg	Diss Metals + Hg	Special Instructions/ Conditions of Recei
MSA-MW16D-082709	8-27-09	0905		X			X	X	X	X			X	X	X	(X)	(X)	
MSA-MW20I-082709	8-27-09	1110		X			X		X	X			X	X	X	(X)	(X)	
MSA-MW20D-082709	8-27-09	1330		X			X		X	X			X	X	X	(X)	(X)	
TB-082709	8-27-09			X						X			X					

Possible Hazard Identification
☐ Non-Hazard ☐ Flammable ☐ Skin Irritant ☐ Poison B ☐ Unknown

Sample Disposal
☐ Return To Client ☒ Disposal By Lab ☐ Archive For _____ Months (A fee may be assessed if samples are retained longer than 1 month)

Turn Around Time Required
☐ 24 Hours ☐ 48 Hours ☐ 7 Days ☐ 14 Days ☐ 21 Days ☐ Other _____

QC Requirements (Specify)

1. Relinquished By: Stuart Cameron	Date: 8-26-09	Time:	1. Received By: Chris Leigh	Date: 8-28-09	Time: 9:15
2. Relinquished By	Date:	Time:	2. Received By	Date:	Time:
3. Relinquished By	Date:	Time:	3. Received By	Date:	Time:

Comments

DISTRIBUTION: WHITE - Returned to Client with Report; CANARY - Stays with the Sample; PINK - Field Copy

North Canton

[redacted]

hain of ustody Record

Temperature on Receipt _____

Drinking Water? Yes ☐ No ☒

TestAmerica

THE LEADER IN ENVIRONMENTAL TESTING

-4124 (1007)

lient: TetraTech NUS, Inc

ddress: 20251 Century Blvd. Suite 200

City: Germantown | State: MD | Zip Code: 20874

Project Name and Location (State): MSA GW Sampling

Contract/Purchase Order/Quote No.:

Project Manager: Tony Apanavage

Telephone Number (Area Code)/Fax Number: (301) 528-3021

Site Contact: Stuart Cameron

Lab Contact:

Carrier/Waybill Number:

Date: 8/28/09

Lab Number:

Chain of Custody Number: 114299

Page 1 of 1

Sample I.D. No. and Description (Containers for each sample may be combined on one line)	Date	Time	Matrix: Air	Aqueous	Sed.	Soil	Containers & Preservatives: Unpres.	H2SO4	HNO3	HCl	NaOH	ZnAc/NaOH	Analysis (Attach list if more space is needed): VOC+TIC	1,4-Dioxane	CR (VI)	Total Metals+Hg	Dissolved Metals	DRO	GRO	Perchlorate	Special Instructions/ Conditions of Receip
MSA-MW17I-082809	8/28/09	1115		X			X		X	X			X	X	X	X	X			X	
MSA-MW17S-082809	↓	0940		X			X		X	X			X	X	X	X	X	X	X	X	
MSA-MW31D-082809	↓	1055		X			X		X	X			X	X	X	X	X			X	
MSA-MW27D-082809	↓	0915		X			X		X	X			X	X	X	X	X			X	
TB-082809	↓	—		X						X			X								

Possible Hazard Identification: ☒ Non-Hazard ☐ Flammable ☐ Skin Irritant ☐ Poison B ☐ Unknown

Sample Disposal: ☐ Return To Client ☒ Disposal By Lab ☐ Archive For _____ Months (A fee may be assessed if samples are retained longer than 1 month)

Turn Around Time Required: ☐ 24 Hours ☐ 48 Hours ☐ 7 Days ☐ 14 Days ☐ 21 Days ☐ Other _____

QC Requirements (Specify)

	Date	Time		Date	Time
1. Relinquished By: [signature]	8/28/09	1630	1. Received By: [signature] TEST AMERICA	29 AUG 09	09
2. Relinquished By:			2. Received By:		
3. Relinquished By:			3. Received By:		

Comments

DISTRIBUTION: WHITE - Returned to Client with Report; CANARY - Stays with the Sample; PINK - Field Copy

North Canton

Chain of Custody Record

TAL-4124 (1007)

Temperature on Receipt _____

Drinking Water? Yes ☐ No ☒

TestAmerica

THE LEADER IN ENVIRONMENTAL TESTING

Client: TetraTech NUS, Inc.

Address: 20251 Century Blvd Suite 200

City: Germantown | State: MD | Zip Code: 20874

Project Name and Location (State): MSA GW Sampling

Contract/Purchase Order/Quote No.:

Project Manager: Dev Murali

Telephone Number (Area Code)/Fax Number:

Site Contact: Dawn Mackiewicz

Lab Contact:

Carrier/Waybill Number:

Date: 8/31/09

Lab Number:

Chain of Custody Number: 154904

Page 1 of 1

Analysis (Attach list if more space is needed)

Sample I.D. No. and Description (Containers for each sample may be combined on one line)	Date	Time	Matrix: Air	Aqueous	Sed.	Soil	Containers & Preservatives: Unpres.	H2SO4	HNO3	HCl	NaOH	ZnAc/NaOH	VOC+TIC	1,4-Dioxane	Perchlorate	CR (VI)	Total Metals+Hg	Diss. Metals+Hg	GRO	DRO	Special Instructions Conditions of Receipt
MSA-MW23D-083109	8/31/09	1114		X			X		X	X			X	X	X	X	X	X			
MSA-MW23S-083109	↓	1014		X			X		X	X			X	X	X	X	X	X	X	X	
MSA-MW26S-083109	↓	1355		X			X		X	X			X	X	X	X	X	X	X	X	
TB-083109-01	↓												X								
TB-083109-02													X								
MSA-MW22D-083109		1035		X			X		X	X			X	X	X	X	X	X			
MSA-MW25S-083109		1330		X			X		X	X			X	X	X	X	X	X	X	X	
MSA-MW25I-083109		1455		X			X		X	X			X	X	X	X	X	X			

Possible Hazard Identification: ☒ Non-Hazard ☐ Flammable ☐ Skin Irritant ☐ Poison B ☐ Unknown

Sample Disposal: ☐ Return To Client ☒ Disposal By Lab ☐ Archive For _____ Months (A fee may be assessed if samples are retained longer than 1 month)

Turn Around Time Required: ☐ 24 Hours ☐ 48 Hours ☐ 7 Days ☐ 14 Days ☐ 21 Days ☐ Other _____

QC Requirements (Specify):

	Date	Time		Date	Time
1. Relinquished By: Dawn L Mackiewicz	8/31/09	1530	1. Received By: Chris Lingel	9-1-09	9:15
2. Relinquished By:			2. Received By:		
3. Relinquished By:			3. Received By:		

Comments:

DISTRIBUTION: WHITE - Returned to Client with Report; CANARY - Stays with the Sample; PINK - Field Copy

North Canton

50

HOLDTIME

SDG 9H26266

SORT	UNITS	NSAMPLE	LAB_ID	QC_TYPE	SAMP_DATE	EXTR_DATE	ANAL_DATE	SMP_EXTR	EXTR_ANL	SMP_ANL
HG	UG/L	MSA-MW27D-082809	A9H290107004	NM	8/28/2009	8/31/2009	9/1/2009	3.031	1.157	4.188
HG	UG/L	MSA-MW28I-082609	A9H270136001	NM	8/26/2009	8/28/2009	8/28/2009	1.938	0.278	2.215
HG	UG/L	MSA-MW26S-083109	A9I010149003	NM	8/31/2009	9/2/2009	9/2/2009	1.837	0.18	2.017
HG	UG/L	MSA-MW25S-083109	A9I010149007	NM	8/31/2009	9/2/2009	9/2/2009	1.854	0.178	2.033
HG	UG/L	MSA-MW25I-083109	A9I010149008	NM	8/31/2009	9/2/2009	9/2/2009	1.795	0.177	1.972
HG	UG/L	MSA-MW23S-083109	A9I010149002	NM	8/31/2009	9/2/2009	9/2/2009	1.990	0.174	2.164
HG	UG/L	MSA-MW23D-083109	A9I010149001	NM	8/31/2009	9/2/2009	9/2/2009	1.949	0.169	2.117
HG	UG/L	MSA-MW22D-083109	A9I010149006	NM	8/31/2009	9/2/2009	9/2/2009	1.976	0.172	2.148
HG	UG/L	MSA-MW20S-082609	A9H270136002	NM	8/26/2009	8/28/2009	8/28/2009	1.775	0.288	2.063
HG	UG/L	MSA-MW20I-082709	A9H280119002	NM	8/27/2009	8/31/2009	9/1/2009	3.951	1.167	5.119
HG	UG/L	MSA-MW15D-082509	A9H260266002	NM	8/25/2009	8/27/2009	8/28/2009	1.795	1.115	2.91
HG	UG/L	MSA-MW17S-082809	A9H290107002	NM	8/28/2009	8/31/2009	9/1/2009	3.014	1.169	4.183
HG	UG/L	MSA-MW17I-082809	A9H290107001	NM	8/28/2009	8/31/2009	9/1/2009	2.948	1.16	4.108
HG	UG/L	MSA-MW16S-082609	A9H270136004	NM	8/26/2009	8/28/2009	9/1/2009	1.819	4.183	6.002
HG	UG/L	MSA-MW16I-082609	A9H270136005	NM	8/26/2009	8/28/2009	8/28/2009	1.670	0.285	1.955

SORT	UNITS	NSAMPLE	LAB_ID	QC_TYPE	SAMP_DATE	EXTR_DATE	ANAL_DATE	SMP_EXTR	EXTR_ANL	SMP_ANL
HG	UG/L	MSA-MW16D-082709	A9H280119001	NM	8/27/2009	8/31/2009	9/1/2009	4.038	1.172	5.210
HG	UG/L	MSA-MW15S-082509	A9H260266001	NM	8/25/2009	8/27/2009	8/28/2009	2.007	1.103	3.11
HG	UG/L	MSA-MW15I-082609	A9H270136003	NM	8/26/2009	8/28/2009	8/28/2009	1.979	0.281	2.260
HG	UG/L	MSA-MW31D-082809	A9H290107003	NM	8/28/2009	8/31/2009	9/1/2009	2.962	1.163	4.125
HG	UG/L	MSA-MW20D-082709	A9H280119003	NM	8/27/2009	8/31/2009	9/1/2009	3.854	1.165	5.019
M	UG/L	MSA-MW23D-083109	A9I010149001	NM	8/31/2009	9/2/2009	9/16/2009	1.949	13.94	15.89
M	UG/L	MSA-MW23S-083109	A9I010149002	NM	8/31/2009	9/2/2009	9/16/2009	1.990	13.95	15.94
M	UG/L	MSA-MW25I-083109	A9I010149008	NM	8/31/2009	9/2/2009	9/16/2009	1.795	13.98	15.78
M	UG/L	MSA-MW25S-083109	A9I010149007	NM	8/31/2009	9/2/2009	9/16/2009	1.854	13.98	15.83
M	UG/L	MSA-MW26S-083109	A9I010149003	NM	8/31/2009	9/2/2009	9/16/2009	1.837	13.96	15.79
M	UG/L	MSA-MW22D-083109	A9I010149006	NM	8/31/2009	9/2/2009	9/16/2009	1.976	13.97	15.95
M	UG/L	MSA-MW28I-082609	A9H270136001	NM	8/26/2009	8/28/2009	9/4/2009	1.938	7.415	9.352
M	UG/L	MSA-MW15S-082509	A9H260266001	NM	8/25/2009	8/27/2009	9/4/2009	2.007	8.126	10.13
M	UG/L	MSA-MW27D-082809	A9H290107004	NM	8/28/2009	8/31/2009	9/5/2009	3.031	4.626	7.657
M	UG/L	MSA-MW20S-082609	A9H270136002	NM	8/26/2009	8/28/2009	9/4/2009	1.775	7.434	9.209
M	UG/L	MSA-MW20I-082709	A9H280119002	NM	8/27/2009	8/31/2009	9/5/2009	3.951	4.589	8.540
M	UG/L	MSA-MW20D-082709	A9H280119003	NM	8/27/2009	8/31/2009	9/5/2009	3.854	4.594	8.449
M	UG/L	MSA-MW17S-082809	A9H290107002	NM	8/28/2009	8/31/2009	9/5/2009	3.014	4.613	7.627

SORT	UNITS	NSAMPLE	LAB_ID	QC_TYPE	SAMP_DATE	EXTR_DATE	ANAL_DATE	SMP_EXTR	EXTR_ANL	SMP_ANL
M	UG/L	MSA-MW16I-082609	A9H270136005	NM	8/26/2009	8/28/2009	9/4/2009	1.670	7.451	9.122
M	UG/L	MSA-MW15I-082609	A9H270136003	NM	8/26/2009	8/28/2009	9/4/2009	1.979	7.44	9.419
M	UG/L	MSA-MW15D-082509	A9H260266002	NM	8/25/2009	8/27/2009	9/4/2009	1.795	8.138	9.933
M	UG/L	MSA-MW31D-082809	A9H290107003	NM	8/28/2009	8/31/2009	9/5/2009	2.962	4.619	7.581
M	UG/L	MSA-MW16S-082609	A9H270136004	NM	8/26/2009	8/28/2009	9/4/2009	1.819	7.449	9.268
M	UG/L	MSA-MW17I-082809	A9H290107001	NM	8/28/2009	8/31/2009	9/5/2009	2.948	4.601	7.549
M	UG/L	MSA-MW16D-082709	A9H280119001	NM	8/27/2009	8/31/2009	9/4/2009	4.038	4.583	8.621
HGF	UG/L	MSA-MW20I-082709	A9H280119002	NM	8/27/2009	8/31/2009	9/1/2009	3.951	1.166	5.117
HGF	UG/L	MSA-MW28I-082609	A9H270136001	NM	8/26/2009	8/28/2009	8/28/2009	1.938	0.281	2.218
HGF	UG/L	MSA-MW27D-082809	A9H290107004	NM	8/28/2009	8/31/2009	9/1/2009	3.031	1.163	4.194
HGF	UG/L	MSA-MW26S-083109	A9I010149003	NM	8/31/2009	9/2/2009	9/2/2009	1.837	0.181	2.017
HGF	UG/L	MSA-MW25S-083109	A9I010149007	NM	8/31/2009	9/2/2009	9/2/2009	1.854	0.179	2.033
HGF	UG/L	MSA-MW25I-083109	A9I010149008	NM	8/31/2009	9/2/2009	9/2/2009	1.795	0.178	1.973
HGF	UG/L	MSA-MW23S-083109	A9I010149002	NM	8/31/2009	9/2/2009	9/2/2009	1.990	0.174	2.165
HGF	UG/L	MSA-MW23D-083109	A9I010149001	NM	8/31/2009	9/2/2009	9/2/2009	1.949	0.172	2.120
HGF	UG/L	MSA-MW31D-082809	A9H290107003	NM	8/28/2009	8/31/2009	9/1/2009	2.962	1.173	4.135
HGF	UG/L	MSA-MW20S-082609	A9H270136002	NM	8/26/2009	8/28/2009	8/28/2009	1.775	0.289	2.064
HGF	UG/L	MSA-MW17I-082809	A9H290107001	NM	8/28/2009	8/31/2009	9/1/2009	2.948	1.170	4.118

SORT	UNITS	NSAMPLE	LAB_ID	QC_TYPE	SAMP_DATE	EXTR_DATE	ANAL_DATE	SMP_EXTR	EXTR_ANL	SMP_ANL
HGF	UG/L	MSA-MW20D-082709	A9H280119003	NM	8/27/2009	8/31/2009	9/1/2009	3.854	1.164	5.018
HGF	UG/L	MSA-MW17S-082809	A9H290107002	NM	8/28/2009	8/31/2009	9/1/2009	3.014	1.167	4.181
HGF	UG/L	MSA-MW16S-082609	A9H270136004	NM	8/26/2009	8/28/2009	9/1/2009	1.819	4.183	6.003
HGF	UG/L	MSA-MW16D-082709	A9H280119001	NM	8/27/2009	8/31/2009	9/1/2009	4.038	1.169	5.208
HGF	UG/L	MSA-MW15S-082509	A9H260266001	NM	8/25/2009	8/27/2009	8/28/2009	2.007	1.106	3.113
HGF	UG/L	MSA-MW15I-082609	A9H270136003	NM	8/26/2009	8/28/2009	8/28/2009	1.979	0.282	2.261
HGF	UG/L	MSA-MW15D-082509	A9H260266002	NM	8/25/2009	8/27/2009	8/28/2009	1.795	1.115	2.910
HGF	UG/L	MSA-MW22D-083109	A9I010149006	NM	8/31/2009	9/2/2009	9/2/2009	1.976	0.173	2.149
HGF	UG/L	MSA-MW16I-082609	A9H270136005	NM	8/26/2009	8/28/2009	8/28/2009	1.670	0.287	1.957
MF	UG/L	MSA-MW28I-082609	A9H270136001	NM	8/26/2009	8/28/2009	9/4/2009	1.938	7.424	9.362
MF	UG/L	MSA-MW20I-082709	A9H280119002	NM	8/27/2009	8/31/2009	9/5/2009	3.951	4.592	8.543
MF	UG/L	MSA-MW20S-082609	A9H270136002	NM	8/26/2009	8/28/2009	9/4/2009	1.775	7.437	9.212
MF	UG/L	MSA-MW22D-083109	A9I010149006	NM	8/31/2009	9/2/2009	9/16/2009	1.976	13.97	15.95
MF	UG/L	MSA-MW23D-083109	A9I010149001	NM	8/31/2009	9/2/2009	9/16/2009	1.949	13.94	15.89
MF	UG/L	MSA-MW23S-083109	A9I010149002	NM	8/31/2009	9/2/2009	9/16/2009	1.990	13.95	15.94
MF	UG/L	MSA-MW25I-083109	A9I010149008	NM	8/31/2009	9/2/2009	9/16/2009	1.795	13.98	15.78
MF	UG/L	MSA-MW25S-083109	A9I010149007	NM	8/31/2009	9/2/2009	9/16/2009	1.854	13.98	15.83
MF	UG/L	MSA-MW26S-083109	A9I010149003	NM	8/31/2009	9/2/2009	9/16/2009	1.837	13.96	15.8

SORT	UNITS	NSAMPLE	LAB_ID	QC_TYPE	SAMP_DATE	EXTR_DATE	ANAL_DATE	SMP_EXTR	EXTR_ANL	SMP_ANL
MF	UG/L	MSA-MW27D-082809	A9H290107004	NM	8/28/2009	8/31/2009	9/10/2009	3.031	10.37	13.4
MF	UG/L	MSA-MW20D-082709	A9H280119003	NM	8/27/2009	8/31/2009	9/5/2009	3.854	4.598	8.452
MF	UG/L	MSA-MW31D-082809	A9H290107003	NM	8/28/2009	8/31/2009	9/5/2009	2.962	4.622	7.584
MF	UG/L	MSA-MW17S-082809	A9H290107002	NM	8/28/2009	8/31/2009	9/5/2009	3.014	4.617	7.631
MF	UG/L	MSA-MW15D-082509	A9H260266002	NM	8/25/2009	8/27/2009	9/4/2009	1.795	8.142	9.937
MF	UG/L	MSA-MW15I-082609	A9H270136003	NM	8/26/2009	8/28/2009	9/4/2009	1.979	7.442	9.422
MF	UG/L	MSA-MW15S-082509	A9H260266001	NM	8/25/2009	8/27/2009	9/4/2009	2.007	8.129	10.14
MF	UG/L	MSA-MW16D-082709	A9H280119001	NM	8/27/2009	8/31/2009	9/5/2009	4.038	4.585	8.624
MF	UG/L	MSA-MW16I-082609	A9H270136005	NM	8/26/2009	8/28/2009	9/4/2009	1.670	7.461	9.131
MF	UG/L	MSA-MW16S-082609	A9H270136004	NM	8/26/2009	8/28/2009	9/4/2009	1.819	7.445	9.265
MF	UG/L	MSA-MW17I-082809	A9H290107001	NM	8/28/2009	8/31/2009	9/5/2009	2.948	4.610	7.558
MF	UG/L	MSA-MW27D-082809	A9H290107004	NM	8/28/2009	8/31/2009	9/5/2009	3.031	4.628	7.66
CR6	MG/L	MSA-MW27D-082809	A9H290107004	NM	8/28/2009	8/29/2009	8/29/2009	0.615	0	0.615
CR6	MG/L	MSA-MW28I-082609	A9H270136001	NM	8/26/2009	8/27/2009	8/27/2009	0.521	0	0.521
CR6	MG/L	MSA-MW16S-082609	A9H270136004	NM	8/26/2009	8/27/2009	8/27/2009	0.403	0	0.403
CR6	MG/L	MSA-MW15I-082609	A9H270136003	NM	8/26/2009	8/27/2009	8/27/2009	0.563	0	0.563
CR6	MG/L	MSA-MW15S-082509	A9H260266001	NM	8/25/2009	8/26/2009	8/26/2009	0.590	0	0.590
CR6	MG/L	MSA-MW31D-082809	A9H290107003	NM	8/28/2009	8/29/2009	8/29/2009	0.545	0	0.545

SORT	UNITS	NSAMPLE	LAB_ID	QC_TYPE	SAMP_DATE	EXTR_DATE	ANAL_DATE	SMP_EXTR	EXTR_ANL	SMP_ANL
CR6	MG/L	MSA-MW16I-082609	A9H270136005	NM	8/26/2009	8/27/2009	8/27/2009	0.253	0	0.253
CR6	MG/L	MSA-MW15D-082509	A9H260266002	NM	8/25/2009	8/26/2009	8/26/2009	0.378	0	0.378
CR6	MG/L	MSA-MW17I-082809	A9H290107001	NM	8/28/2009	8/29/2009	8/29/2009	0.531	0	0.531
CR6	MG/L	MSA-MW17S-082809	A9H290107002	NM	8/28/2009	8/29/2009	8/29/2009	0.597	0	0.597
CR6	MG/L	MSA-MW20D-082709	A9H280119003	NM	8/27/2009	8/28/2009	8/28/2009	0.438	0	0.438
CR6	MG/L	MSA-MW20I-082709	A9H280119002	NM	8/27/2009	8/28/2009	8/28/2009	0.535	0	0.535
CR6	MG/L	MSA-MW22D-083109	A9I010149006	NM	8/31/2009	9/1/2009	9/1/2009	0.559	0	0.559
CR6	MG/L	MSA-MW23D-083109	A9I010149001	NM	8/31/2009	9/1/2009	9/1/2009	0.532	0	0.532
CR6	MG/L	MSA-MW23S-083109	A9I010149002	NM	8/31/2009	9/1/2009	9/1/2009	0.574	0	0.574
CR6	MG/L	MSA-MW25I-083109	A9I010149008	NM	8/31/2009	9/1/2009	9/1/2009	0.378	0	0.378
CR6	MG/L	MSA-MW26S-083109	A9I010149003	NM	8/31/2009	9/1/2009	9/1/2009	0.420	0	0.420
CR6	MG/L	MSA-MW25S-083109	A9I010149007	NM	8/31/2009	9/1/2009	9/1/2009	0.438	0	0.438
CR6	MG/L	MSA-MW20S-082609	A9H270136002	NM	8/26/2009	8/27/2009	8/27/2009	0.358	0	0.358
CR6	MG/L	MSA-MW16D-082709	A9H280119001	NM	8/27/2009	8/28/2009	8/28/2009	0.622	0	0.622
PCL	UG/L	MSA-MW26S-083109	A9I010149003	NM	8/31/2009	9/11/2009	9/14/2009	10.96	3.346	14.31
PCL	UG/L	MSA-MW20D-082709	A9H280119003	NM	8/27/2009	9/1/2009	9/9/2009	4.896	8.460	13.36
PCL	UG/L	MSA-MW15S-082509	A9H260266001	NM	8/25/2009	9/1/2009	9/9/2009	7.049	8.357	15.41
PCL	UG/L	MSA-MW20I-082709	A9H280119002	NM	8/27/2009	9/1/2009	9/9/2009	4.993	8.452	13.45

SORT	UNITS	NSAMPLE	LAB_ID	QC_TYPE	SAMP_DATE	EXTR_DATE	ANAL_DATE	SMP_EXTR	EXTR_ANL	SMP_ANL
PCL	UG/L	MSA-MW20S-082609	A9H270136002	NM	8/26/2009	9/1/2009	9/9/2009	5.817	8.4	14.22
PCL	UG/L	MSA-MW22D-083109	A9I010149006	NM	8/31/2009	9/11/2009	9/14/2009	11.10	3.354	14.45
PCL	UG/L	MSA-MW23D-083109	A9I010149001	NM	8/31/2009	9/11/2009	9/14/2009	11.07	3.303	14.38
PCL	UG/L	MSA-MW23S-083109	A9I010149002	NM	8/31/2009	9/11/2009	9/14/2009	11.12	3.337	14.45
PCL	UG/L	MSA-MW25S-083109	A9I010149007	NM	8/31/2009	9/11/2009	9/14/2009	10.98	3.363	14.34
PCL	UG/L	MSA-MW27D-082809	A9H290107004	NM	8/28/2009	9/1/2009	9/9/2009	4.073	8.495	12.57
PCL	UG/L	MSA-MW28I-082609	A9H270136001	NM	8/26/2009	9/1/2009	9/9/2009	5.979	8.392	14.37
PCL	UG/L	MSA-MW17S-082809	A9H290107002	NM	8/28/2009	9/1/2009	9/9/2009	4.056	8.478	12.53
PCL	UG/L	MSA-MW25I-083109	A9I010149008	NM	8/31/2009	9/11/2009	9/14/2009	10.92	3.372	14.29
PCL	UG/L	MSA-MW31D-082809	A9H290107003	NM	8/28/2009	9/1/2009	9/9/2009	4.003	8.486	12.49
PCL	UG/L	MSA-MW16S-082609	A9H270136004	NM	8/26/2009	9/1/2009	9/9/2009	5.861	8.426	14.29
PCL	UG/L	MSA-MW16D-082709	A9H280119001	NM	8/27/2009	9/1/2009	9/9/2009	5.08	8.443	13.52
PCL	UG/L	MSA-MW15I-082609	A9H270136003	NM	8/26/2009	9/1/2009	9/9/2009	6.021	8.417	14.44
PCL	UG/L	MSA-MW15D-082509	A9H260266002	NM	8/25/2009	9/1/2009	9/9/2009	6.837	8.383	15.22
PCL	UG/L	MSA-MW17I-082809	A9H290107001	NM	8/28/2009	9/1/2009	9/9/2009	3.99	8.469	12.46
PCL	UG/L	MSA-MW16I-082609	A9H270136005	NM	8/26/2009	9/1/2009	9/9/2009	5.712	8.435	14.15
OV	UG/L	MSA-MW25I-083109	A9I010149008	NM	8/31/2009	9/10/2009	9/10/2009	9.378	0.191	9.569
OV	UG/L	MSA-MW25S-083109	A9I010149007	NM	8/31/2009	9/10/2009	9/10/2009	9.438	0.175	9.613

SAMPLE SUMMARY

9H26266 : A9I010149

WO #	SAMPLE#	CLIENT SAMPLE ID	SAMPLED DATE	SAMP TIME
LJ456	001	MSA-MW23D-083109	08/31/09	11:14
LJ46M	002	MSA-MW23S-083109	08/31/09	10:14
LJ463	003	MSA-MW26S-083109	08/31/09	13:55
LJ467	004	TB-083109-01	08/31/09	
LJ47A	005	TB-083109-02	08/31/09	
LJ47C	006	MSA-MW22D-083109	08/31/09	10:35
LJ47F	007	MSA-MW25S-083109	08/31/09	13:30
LJ47H	008	MSA-MW25I-083109	08/31/09	14:55

NOTE(S):

- The analytical results of the samples listed above are presented on the following pages.
- All calculations are performed before rounding to avoid round-off errors in calculated results.
- Results noted as "ND" were not detected at or above the stated limit.
- This report must not be reproduced, except in full, without the written approval of the laboratory.
- Results for the following parameters are never reported on a dry weight basis: color, corrosivity, density, flashpoint, ignitability, layers, odor, paint filter test, pH, porosity pressure, reactivity, redox potential, specific gravity, spot tests, solids, solubility, temperature, viscosity, and weight.

SAMPLE SUMMARY

9H26266 : A9H270136

WO #	SAMPLE#	CLIENT SAMPLE ID	SAMPLED DATE	SAMP TIME
LJVQ5	001	MSA-MW28I-082609	08/26/09	11:30
LJVRW	002	MSA-MW20S-082609	08/26/09	15:24
LJVR0	003	MSA-MW15I-082609	08/26/09	10:30
LJVR1	004	MSA-MW16S-082609	08/26/09	14:20
LJVR2	005	MSA-MW16I-082609	08/26/09	17:55
LJVR4	006	TB-082609	08/26/09	

NOTE(S):

- The analytical results of the samples listed above are presented on the following pages.
- All calculations are performed before rounding to avoid round-off errors in calculated results.
- Results noted as "ND" were not detected at or above the stated limit.
- This report must not be reproduced, except in full, without the written approval of the laboratory.
- Results for the following parameters are never reported on a dry weight basis: color, corrosivity, density, flashpoint, ignitability, layers, odor, paint filter test, pH, porosity pressure, reactivity, redox potential, specific gravity, spot tests, solids, solubility, temperature, viscosity, and weight.

(Continued on next page)

SAMPLE SUMMARY

9H26266 : A9H280119

WO #	SAMPLE#	CLIENT SAMPLE ID	SAMPLED DATE	SAMP TIME
LJX31	001	MSA-MW16D-082709	08/27/09	09:05
LJX4P	002	MSA-MW20I-082709	08/27/09	11:10
LJX4Q	003	MSA-MW20D-082709	08/27/09	13:30
LJX4R	004	TB-082709	08/27/09	

NOTE(S):

- The analytical results of the samples listed above are presented on the following pages.
- All calculations are performed before rounding to avoid round-off errors in calculated results.
- Results noted as "ND" were not detected at or above the stated limit.
- This report must not be reproduced, except in full, without the written approval of the laboratory.
- Results for the following parameters are never reported on a dry weight basis: color, corrosivity, density, flashpoint, ignitability, layers, odor, paint filter test, pH, porosity pressure, reactivity, redox potential, specific gravity, spot tests, solids, solubility, temperature, viscosity, and weight.

(Continued on next page)

SAMPLE SUMMARY

9H26266 : A9H260266

WO #	SAMPLE#	CLIENT SAMPLE ID	SAMPLED DATE	SAMP TIME
LJTGV	001	MSA-MW15S-082509	08/25/09	09:50
LJTG5	002	MSA-MW15D-082509	08/25/09	14:55
LJTHA	003	TB-082509	08/25/09	

NOTE(S):

- The analytical results of the samples listed above are presented on the following pages.
- All calculations are performed before rounding to avoid round-off errors in calculated results.
- Results noted as "ND" were not detected at or above the stated limit.
- This report must not be reproduced, except in full, without the written approval of the laboratory.
- Results for the following parameters are never reported on a dry weight basis: color, corrosivity, density, flashpoint, ignitability, layers, odor, paint filter test, pH, porosity pressure, reactivity, redox potential, specific gravity, spot tests, solids, solubility, temperature, viscosity, and weight.

(Continued on next page)

SAMPLE SUMMARY

9H26266 : A9H290107

WO #	SAMPLE#	CLIENT SAMPLE ID	SAMPLED DATE	SAMP TIME
LJ177	001	MSA-MW17I-082809	08/28/09	11:15
LJ179	002	MSA-MW17S-082809	08/28/09	09:40
LJ18C	003	MSA-MW31D-082809	08/28/09	10:55
LJ18D	004	MSA-MW27D-082809	08/28/09	09:15
LJ18E	005	TB-082809	08/28/09	

NOTE(S):

- The analytical results of the samples listed above are presented on the following pages.
- All calculations are performed before rounding to avoid round-off errors in calculated results.
- Results noted as "ND" were not detected at or above the stated limit.
- This report must not be reproduced, except in full, without the written approval of the laboratory.
- Results for the following parameters are never reported on a dry weight basis: color, corrosivity, density, flashpoint, ignitability, layers, odor, paint filter test, pH, porosity pressure, reactivity, redox potential, specific gravity, spot tests, solids, solubility, temperature, viscosity, and weight.

(Continued on next page)

ICP/MS TUNE

Sample details
Acquired at : 9/4/2009 07:22:04
Report name : STD MODE PERF REPORT [8/11/2009 07:18:25]

Tune conditions

Major	
Extraction	-117.6
Lens 1	-1153
Lens 2	-80.0
Focus	12.2
D1	-45.5
D2	-140
Pole Bias	-1.0
Hexapole Bias	-4.0
Nebuliser	0.82

Minor	
Lens 3	-195.3
Forward power	1404
Horizontal	90
Vertical	234
DA	-46.3
Cool	13.0
Auxiliary	0.90
Sampling Depth	150

Global	
Standard resolution	150
High resolution	150
Analogue Detector	1575
PC Detector	3125

Add. Gases	
He_H2	0.00
Do Not Use	0.00

Sensitivity and stability results

Acquisition parameters

Sweeps : 30

Run	Time	5Bkg	9Be	24Mg	25Mg	26Mg	59Co	137Ba++	101Bkg	115In
Dwell (mSecs)		100.0	10.0	10.0	10.0	10.0	10.0	30.0	100.0	10.0
Limits	%RSD	-	5.0%	-	5.0%	-	5.0%	-	-	5.0%
	Countrate	-	>8000	>10000	>10000	>10000	>100000	-	-	>300000
1	07:22:38	0.000	25673.091	213944.41	29235.619	34502.342	311517.68	1448.952	1.667	794625.15
2	07:22:56	0.333	25683.107	215679.90	28644.594	35263.934	310692.49	1418.949	2.000	806537.38
3	07:23:13	0.333	24781.744	216895.52	29819.986	34726.139	312098.39	1420.060	4.667	799706.40
4	07:23:31	0.000	25649.722	216875.26	29816.647	34609.230	313650.45	1491.178	2.000	801786.17
5	07:23:48	0.000	25235.758	217770.15	29305.742	35330.742	309673.79	1512.291	2.000	810954.14
x		0.133	25404.684	216233.05	29364.518	34886.477	311526.56	1458.286	2.467	802721.85
σ		0.18	395.66	1479.68	487.40	384.05	1497.20	42.11	1.24	6282.00
%RSD		136.931	1.557	0.684	1.660	1.101	0.481	2.888	50.200	0.783

Run	Time	137Ba	140Ce	156CeO	206Pb	207Pb	208Pb	220Bkg
Dwell (mSecs)		10.0	10.0	30.0	10.0	10.0	10.0	100.0
Limits	%RSD	-	-	-	-	-	5.0%	-
	Countrate	-	-	-	>100000	>100000	>100000	<30
1	07:22:38	84600.842	712014.18	12188.900	265701.16	219458.75	544649.56	0.000
2	07:22:56	85508.791	719373.65	12387.935	265982.26	219614.11	543107.09	0.000
3	07:23:13	84922.472	715610.05	13071.791	267635.07	221113.74	550073.39	0.000
4	07:23:31	85411.628	714034.59	12411.286	266398.84	220664.51	547442.18	0.000
5	07:23:48	84389.776	720504.29	13059.559	266551.24	219522.92	550603.81	0.000
x		84966.702	716307.35	12623.894	266453.72	220074.80	547175.21	0.000
σ		490.02	3574.19	412.47	741.07	762.15	3284.61	0.00
%RSD		0.577	0.499	3.267	0.278	0.346	0.600	0.000

Ratio results

Run	Time	137Ba++/137Ba	156CeO/140Ce
Ratio limits		<0.0300	<0.0300
1	07:22:38	0.017	0.017
2	07:22:56	0.017	0.017
3	07:23:13	0.017	0.018
4	07:23:31	0.017	0.017
5	07:23:48	0.018	0.018
x		0.0172	0.0176
σ		0.00	0.00
%RSD		3.1649	3.0309

Result : The performance report passed.

Sample details
Acquired at : 9/8/2009 07:54:06
Report name : STD MODE PERF REPORT [8/11/2009 07:18:25]

Tune conditions

Major	
Extraction	-117.6
Lens 1	-1153
Lens 2	-80.0
Focus	12.2
D1	-45.5
D2	-140
Pole Bias	-1.0
Hexapole Bias	-4.0
Nebuliser	0.82

Minor	
Lens 3	-195.3
Forward power	1404
Horizontal	90
Vertical	234
DA	-46.3
Cool	13.0
Auxiliary	0.90
Sampling Depth	150

Global	
Standard resolution	155
High resolution	155
Analogue Detector	1578
PC Detector	3127

Add. Gases	
He_H2	0.00
Do Not Use	0.00

Sensitivity and stability results

Acquisition parameters

Sweeps : 30

Run	Time	5Bkg	9Be	24Mg	25Mg	26Mg	59Co	137Ba++	101Bkg	115In
Dwell (mSecs)		100.0	10.0	10.0	10.0	10.0	10.0	30.0	100.0	10.0
Limits	%RSD	-	5.0%	-	5.0%	-	5.0%	-	-	5.0%
	Countrate	-	>8000	>10000	>10000	>10000	>100000	-	-	>300000
1	07:54:39	0.000	21170.103	142086.42	19391.274	22645.374	238007.38	1155.596	3.000	650667.88
2	07:54:57	0.000	21013.238	143774.13	19161.008	22815.606	235508.93	1084.480	0.667	657733.95
3	07:55:15	0.000	20629.426	142580.61	19694.963	23055.936	236807.13	1196.710	0.667	658409.87
4	07:55:32	0.333	21156.753	141867.90	19618.206	22581.955	236398.05	1144.484	1.667	664105.98
5	07:55:50	0.000	20559.339	142563.80	19674.940	22828.957	237676.03	1123.371	0.667	661065.27
x		0.067	20905.772	142574.57	19508.078	22785.566	236879.50	1140.928	1.333	658396.59
σ		0.15	291.89	737.69	228.58	185.07	1002.76	41.33	1.03	4997.28
%RSD		223.607	1.396	0.517	1.172	0.812	0.423	3.623	77.055	0.759

Run	Time	137Ba	140Ce	156Ce O	206Pb	207Pb	208Pb	220Bkg
Dwell (mSecs)		10.0	10.0	30.0	10.0	10.0	10.0	100.0
Limits	%RSD	-	-	-	-	-	5.0%	-
	Countrate	-	-	-	>100000	>100000	>100000	<30
1	07:54:39	71476.271	593312.58	9639.453	215865.61	178467.09	443455.46	0.000
2	07:54:57	71409.318	590626.31	9975.206	216618.62	177783.18	444122.88	0.000
3	07:55:15	71596.787	593347.11	10189.781	215652.88	178298.64	439851.83	0.000
4	07:55:32	70318.026	594013.56	10387.681	214302.30	177402.48	438534.46	0.000
5	07:55:50	71372.494	595626.28	10105.285	214714.21	177739.38	438753.44	0.000
x		71234.579	593385.17	10059.481	215430.72	177938.15	440943.61	0.000
σ		519.43	1805.23	278.53	926.86	435.95	2655.65	0.00
%RSD		0.729	0.304	2.769	0.430	0.245	0.602	0.000

Ratio results

Run	Time	137Ba++/137Ba	156Ce O/140Ce
Ratio limits		<0.0300	<0.0300
1	07:54:39	0.016	0.016
2	07:54:57	0.015	0.017
3	07:55:15	0.017	0.017
4	07:55:32	0.016	0.017
5	07:55:50	0.016	0.017
x		0.0160	0.0170
σ		0.00	0.00
%RSD		3.6169	2.6982

Result : The performance report passed.

Performance Report

Sample details

Acquired at : 9/8/2009 07:57:57
Report name : CCT MODE PERF REPORT [5/14/2008 11:21:44]

Tune conditions

Major	
Extraction	-105.9
Lens 1	-1137
Lens 2	-80.0
Focus	1.0
D1	-51.0
D2	-140
Pole Bias	-14.0
Hexapole Bias	-17.0
Nebuliser	0.82

Minor	
Lens 3	-195.3
Forward power	1404
Horizontal	90
Vertical	234
DA	-22.0
Cool	13.0
Auxiliary	0.90
Sampling Depth	150

Global	
Standard resolution	155
High resolution	155
Analogue Detector	1578
PC Detector	3127

Add. Gases	
He_H2	1.41
Do Not Use	0.00

Sensitivity and stability results

Acquisition parameters

Sweeps : 30

Run	Time	78Se	115In
	Dwell (mSecs)	500.0	10.0
Limits	%RSD	---	5.0%
	Countrate	<20	>75000
1	07:57:58	13.533	124721.59
2	07:58:16	16.267	126703.12
3	07:58:33	16.000	127116.25
4	07:58:50	15.000	126934.87
5	07:59:08	15.800	128681.52
X		15.320	126831.47
σ		1.10	1412.67
%RSD		7.212	1.114

Result : The performance report passed.

Sample details
Acquired at : 9/10/2009 10:33:58
Report name : STD MODE PERF REPORT [8/11/2009 07:18:25]

Tune conditions

Major	
Extraction	-117.6
Lens 1	-1153
Lens 2	-80.0
Focus	12.2
D1	-45.5
D2	-140
Pole Bias	-1.0
Hexapole Bias	-4.0
Nebuliser	0.82

Minor	
Lens 3	-195.3
Forward power	1404
Horizontal	90
Vertical	234
DA	-46.3
Cool	13.0
Auxiliary	0.90
Sampling Depth	150

Global	
Standard resolution	150
High resolution	150
Analogue Detector	1580
PC Detector	3080

Add. Gases	
He_H2	0.00
Do Not Use	0.00

Sensitivity and stability results

Acquisition parameters
Sweeps : 30

Run	Time	5Bkg	9Be	24Mg	25Mg	26Mg	59Co	137Ba++	101Bkg	115In
Dwell (mSecs)		100.0	10.0	10.0	10.0	10.0	10.0	30.0	100.0	10.0
Limits	%RSD	-	5.0%	-	5.0%		5.0%	-	-	5.0%
	Countrate	-	>8000	>10000	>10000	>10000	>100000	-	-	>300000
1	10:34:32	0.000	22375.009	186713.36	24895.246	29923.505	272672.41	1484.511	0.333	736522.14
2	10:34:49	0.000	22521.873	186571.79	24965.351	29532.809	271811.86	1377.835	0.667	742474.37
3	10:35:06	0.000	22635.360	188597.74	24835.156	29609.612	276040.51	1426.728	0.000	748020.97
4	10:35:24	0.333	22184.755	186507.75	25299.187	29632.987	276891.11	1412.282	0.000	745446.04
5	10:35:42	1.000	22571.941	182493.68	24661.566	29716.468	276874.17	1443.396	0.000	748094.15
x		0.267	22457.788	186176.86	24931.301	29683.076	274858.01	1428.950	0.200	744111.53
σ		0.43	180.33	2234.94	234.41	149.51	2431.70	39.34	0.30	4827.14
%RSD		162.980	0.803	1.200	0.940	0.504	0.885	2.753	149.071	0.649

Run	Time	137Ba	140Ce	156Ce O	206Pb	207Pb	208Pb	220Bkg
Dwell (mSecs)		10.0	10.0	30.0	10.0	10.0	10.0	100.0
Limits	%RSD	-	-	-	-	-	5.0%	-
	Countrate	-	-	-	>100000	>100000	>100000	<30
1	10:34:32	78534.596	657640.36	11973.188	211186.23	172262.32	428129.11	0.000
2	10:34:49	79244.611	667150.70	12555.839	216811.10	176412.05	435581.86	0.000
3	10:35:06	80259.450	668926.46	12400.167	215372.63	177675.37	441388.33	0.000
4	10:35:24	80822.159	665565.85	12902.770	214312.43	176718.61	437477.21	0.333
5	10:35:42	79013.518	665645.61	12828.268	213600.03	178214.41	439044.29	0.000
x		79574.867	664985.80	12532.046	214256.48	176256.55	436324.16	0.067
σ		939.51	4328.48	372.65	2099.54	2347.22	5051.84	0.15
%RSD		1.181	0.651	2.974	0.980	1.332	1.158	223.607

Ratio results

Run	Time	137Ba++/137Ba	156Ce O/140Ce
Ratio limits		<0.0300	<0.0300
1	10:34:32	0.019	0.018
2	10:34:49	0.017	0.019
3	10:35:06	0.018	0.019
4	10:35:24	0.017	0.019
5	10:35:42	0.018	0.019
x		0.0180	0.0188
σ		0.00	0.00
%RSD		3.5006	2.6244

Result : The performance report passed.

Performance Report

Sample details
Acquired at : 9/10/2009 10:38:10
Report name : CCT MODE PERF REPORT [5/14/2008 11:21:44]

Tune conditions

Major	
Extraction	-105.9
Lens 1	-1137
Lens 2	-80.0
Focus	1.0
D1	-51.0
D2	-140
Pole Bias	-14.0
Hexapole Bias	-17.0
Nebuliser	0.82

Minor	
Lens 3	-195.3
Forward power	1404
Horizontal	90
Vertical	234
DA	-22.0
Cool	13.0
Auxiliary	0.90
Sampling Depth	150

Global	
Standard resolution	150
High resolution	150
Analogue Detector	1580
PC Detector	3080

Add. Gases	
He_H2	1.49
Do Not Use	0.00

Sensitivity and stability results

Acquisition parameters
Sweeps : 30

Run	Time	78Se	115In
Dwell (mSecs)		500.0	10.0
Limits	%RSD	-	5.0%
	Countrate	<20	>75000
1	10:38:11	17.667	135982.48
2	10:38:30	15.867	136812.57
3	10:38:51	17.933	137888.04
4	10:39:11	16.000	141451.05
5	10:39:32	17.933	139296.35
x		17.080	138286.10
σ		1.05	2160.67
%RSD		6.168	1.562

Result : The performance report passed.

Sample details
Acquired at : 9/16/2009 07:05:13
Report name : STD MODE PERF REPORT [8/11/2009 07:18:25]

Tune conditions

Major	
Extraction	-113.7
Lens 1	-1153
Lens 2	-80.0
Focus	11.8
D1	-45.5
D2	-140
Pole Bias	-1.0
Hexapole Bias	-4.0
Nebuliser	0.81

Minor	
Lens 3	-195.3
Forward power	1404
Horizontal	98
Vertical	225
DA	-46.3
Cool	13.0
Auxiliary	0.90
Sampling Depth	150

Global	
Standard resolution	140
High resolution	140
Analogue Detector	1598
PC Detector	3127

Add. Gases	
He_H2	0.00
Do Not Use	0.00

Sensitivity and stability results

Acquisition parameters
Sweeps : 30

Run	Time	5Bkg	9Be	24Mg	25Mg	26Mg	59Co	137Ba++	101Bkg	115In
Dwell (mSecs)		100.0	10.0	10.0	10.0	10.0	10.0	30.0	100.0	10.0
Limits	%RSD	-	5.0%	-	5.0%	-	5.0%	-	-	5.0%
	Countrate	-	>8000	>10000	>10000	>10000	>100000	-	-	>300000
1	07:05:47	0.000	22274.875	145179.57	20248.960	23753.582	284206.04	1425.617	5.333	724623.91
2	07:06:04	0.000	22632.022	146558.23	20385.793	24247.626	284426.42	1378.946	3.667	715554.40
3	07:06:22	0.000	22465.130	146612.03	20335.732	23636.749	286050.53	1476.732	4.000	725803.61
4	07:06:39	0.000	22475.144	148256.48	20238.948	24033.983	286121.73	1420.060	4.667	728399.95
5	07:06:57	0.000	23239.524	148575.97	20205.574	24190.877	287725.66	1390.058	2.667	728170.23
x		0.000	22617.339	147036.46	20283.001	23972.563	285706.08	1418.283	4.067	724510.42
σ		0.00	370.13	1388.83	74.90	268.24	1436.82	38.14	1.01	5254.00
%RSD		0.000	1.637	0.945	0.369	1.119	0.503	2.689	24.862	0.725

Run	Time	137Ba	140Ce	156Ce O	206Pb	207Pb	208Pb	220Bkg
Dwell (mSecs)		10.0	10.0	30.0	10.0	10.0	10.0	100.0
Limits	%RSD	-	-	-	-	-	5.0%	-
	Countrate	-	-	-	>100000	>100000	>100000	<30
1	07:05:47	76843.407	627113.61	16157.828	211432.66	175873.07	435821.33	27.000
2	07:06:04	76672.623	625830.03	15262.541	214984.33	180731.30	443058.44	22.667
3	07:06:22	77466.280	629971.76	16140.033	214136.86	177463.12	439170.89	20.000
4	07:06:39	77225.165	631345.64	15969.870	216800.97	178510.89	440673.10	24.000
5	07:06:57	76233.951	629881.79	16224.560	216848.24	178628.81	442096.74	26.333
x		76888.285	628828.57	15950.966	214840.61	178241.44	440164.10	24.000
σ		480.69	2273.99	396.13	2236.27	1777.43	2838.02	2.84
%RSD		0.625	0.362	2.483	1.041	0.997	0.645	11.826

Ratio results

Run	Time	137Ba++/137Ba	156Ce O/140Ce
Ratio limits		<0.0300	<0.0300
1	07:05:47	0.019	0.026
2	07:06:04	0.018	0.024
3	07:06:22	0.019	0.026
4	07:06:39	0.018	0.025
5	07:06:57	0.018	0.026
x		0.0184	0.0254
σ		0.00	0.00
%RSD		2.1901	2.2819

Result : The performance report passed.

Performance Report

Sample details
Acquired at : 9/16/2009 07:08:57
Report name : CCT MODE PERF REPORT [5/14/2008 11:21:44]

Tune conditions

Major	
Extraction	-121.6
Lens 1	-1137
Lens 2	-80.0
Focus	0.0
D1	-50.2
D2	-140
Pole Bias	-14.0
Hexapole Bias	-17.0
Nebuliser	0.80

Minor	
Lens 3	-195.3
Forward power	1404
Horizontal	98
Vertical	225
DA	-22.0
Cool	13.0
Auxiliary	0.90
Sampling Depth	150

Global	
Standard resolution	140
High resolution	140
Analogue Detector	1598
PC Detector	3127

Add. Gases	
He_H2	1.57
Do Not Use	0.00

Sensitivity and stability results

Acquisition parameters
Sweeps : 30

Run	Time	78Se	115In
Dwell (mSecs)		500.0	10.0
Limits	%RSD	-	5.0%
	Countrate	<20	>75000
1	07:08:58	15.400	115770.69
2	07:09:16	18.133	115518.96
3	07:09:33	16.733	115159.82
4	07:09:51	18.133	114042.17
5	07:10:08	17.200	115794.19
x		17.120	115257.17
σ		1.14	725.66
%RSD		6.639	0.630

Result : The performance report passed.

INTERNAL STDS

MSA-MW205-082609

LJVRW 9/4/2009 20:25:33 QC Status: PASS (Initial: PASS)

User Pre-dilution: 1.000

Run	Time	6Li	9Be	23Na
		ppb	ppb	ppb
X		59.457%	0.649	TM 147700.000
%RSD		1.325	2.593	TM 1.058
Run	**Time**	**25Mg**	**27Al**	**35Cl**
		ppb	ppb	ppb
X		67190.000	449.300	T 0.000
%RSD		1.445	1.365	T 0.000
Run	**Time**	**39K**	**43Ca**	**45Sc**
		ppb	ppb	ppb
X		T 16230.000	M 140300.000	54.610%
%RSD		T 2.145	M 0.678	0.684
Run	**Time**	**45Sc**	**47Ti**	**51V**
		ppb	ppb	ppb
X		73.764%	2.736	3.512
%RSD		2.431	44.510	7.226
Run	**Time**	**52Cr**	**53Cl O**	**55Mn**
		ppb	ppb	ppb
X		2.539	-1.226	TM 4305.000
%RSD		1.091	55.290	TM 0.955
Run	**Time**	**56Fe**	**59Co**	**60Ni**
		ppb	ppb	ppb
X		TM 137300.000	3.389	1.436
%RSD		TM 0.722	0.417	10.180
Run	**Time**	**65Cu**	**66Zn**	**72Ge**
		ppb	ppb	ppb
X		0.473	9.819	74.076%
%RSD		3.491	6.713	2.104
Run	**Time**	**75As**	**77Ar Cl**	**78Se**
		ppb	ppb	ppb
X		9.136	0.607	3.329
%RSD		1.881	9.735	2.412
Run	**Time**	**88Sr**	**95Mo**	**105Pd**
		ppb	ppb	ppb
X		M 905.400	0.537	0.000
%RSD		M 0.298	5.685	0.000
Run	**Time**	**107Ag**	**108Mo O**	**111Cd**
		ppb	ppb	ppb
X		-0.008	-23.800	0.033
%RSD		49.880	17.630	42.990
Run	**Time**	**115In**	**118Sn**	**121Sb**
		ppb	ppb	ppb
X		77.808%	0.198	0.157
%RSD		1.272	10.120	15.180
Run	**Time**	**137Ba**	**182W**	**205Tl**
		ppb	ppb	ppb
X		21.520	0.284	0.113
%RSD		2.034	17.190	16.540
Run	**Time**	**208Pb**	**209Bi**	
		ppb	ppb	
X		1.234	84.077%	
%RSD		1.462	1.693	

MSA-MW205-082609 (F)

LJVRWF 9/4/2009 20:29:17 QC Status: PASS (Initial: PASS)

User Pre -dilution: 1.000

Run	Time	6Li	9Be	23Na
		ppb	ppb	ppb
X		56.500%	0.601	T M 148200.000
%RSD		2.148	14.900	T M 0.867
Run	**Time**	**25Mg**	**27Al**	**35Cl**
		ppb	ppb	ppb
X		66360.000	332.800	T 0.000
%RSD		1.727	1.289	T 0.000
Run	**Time**	**39K**	**43Ca**	**45Sc**
		ppb	ppb	ppb
X		T 15920.000	M 131600.000	47.909%
%RSD		T 3.559	M 0.700	0.391
Run	**Time**	**45Sc**	**47Ti**	**51V**
		ppb	ppb	ppb
X		86.249%	0.092	3.335
%RSD		2.684	452.800	3.099
Run	**Time**	**52Cr**	**53Cl(O)**	**55Mn**
		ppb	ppb	ppb
X		2.145	-2.860	T M 4196.000
%RSD		2.165	19.710	T M 0.601
Run	**Time**	**56Fe**	**59Co**	**60Ni**
		ppb	ppb	ppb
X		T M 130900.000	3.618	1:334
%RSD		T M 0.473	1.202	7.341
Run	**Time**	**65Cu**	**66Zn**	**72Ge**
		ppb	ppb	ppb
X		-0.003	5.155	84.520%
%RSD		566.800	5.675	2.770
Run	**Time**	**75As**	**77Ar-Cl**	**78Se**
		ppb	ppb	ppb
X		8.774	0.633	3.274
%RSD		2.326	6.600	5.636
Run	**Time**	**88Sr**	**95Mo**	**105Pd**
		ppb	ppb	ppb
X		M 838.400	0.247	0.000
%RSD		M 0.665	17.140	0.000
Run	**Time**	**107Ag**	**108Mo O**	**111Cd**
		ppb	ppb	ppb
X		-0.019	-22.600	-0.006
%RSD		13.400	6.476	110.400
Run	**Time**	**115In**	**118Sn**	**121Sb**
		ppb	ppb	ppb
X		88.044%	0.059	0.063
%RSD		3.063	24.130	1.550
Run	**Time**	**137Ba**	**182W**	**205Tl**
		ppb	ppb	ppb
X		18.520	0.070	0.013
%RSD		0.704	13.300	4.618
Run	**Time**	**208Pb**	**209Bi**	
		ppb	ppb	
X		0.055	95.157%	
%RSD		10.330	2.075	

Metals Data Reporting Form

Initial Calibration Verification Standard

Instrument: CVAA **Units:** ug/L

Chart Number: hg10828a.prn **Acceptable Range:** 90% - 110%

Standard Source: Ultra **Standard ID:**

Element	WL/ Mass	True Conc	Ck5ICV 08/28/09 11:28 AM Found	% Rec	Found	% Rec	Found	% Rec	Found	% Rec	Found	% Rec
Mercury	253.7	2.5	2.50	**100.0**								

Metals Data Reporting Form

Continuing Calibration Verification

Instrument: CVAA **Units:** ug/L

Chart Number: hg10828a.prn **Acceptable Range:** 80% - 120%

Standard Source: Ultra **Standard ID:**

Element	WL/ Mass	True Conc	Ck2CCV 08/28/09 11:32 AM Found	% Rec	Ck2CCV 08/28/09 11:46 AM Found	% Rec	Ck2CCV 08/28/09 11:53 AM Found	% Rec	Ck2CCV 08/28/09 12:07 PM Found	% Rec	Ck2CCV 08/28/09 12:22 PM Found	% Rec
Mercury	253.7	5.0	5.03	**100.7**	5.06	**101.1**	4.94	**98.8**	4.88	**97.6**	4.91	**98.1**

Metals Data Reporting Form

Continuing Calibration Verification

Instrument: CVAA

Units: ug/L

Chart Number: hg10828a.prn

Acceptable Range: 80% - 120%

Standard Source: Ultra

Standard ID:

Element	WL/ Mass	True Conc	Ck2CCV 08/28/09 12:37 PM		Ck2CCV 08/28/09 12:51 PM		Ck2CCV 08/28/09 12:59 PM		Ck2CCV 08/28/09 3:25 PM		Ck2CCV 08/28/09 3:40 PM	
			Found	% Rec	Found	% Rec	Found	% Rec	Found	% Rec	Found	% Rec
Mercury	253.7	5.0	4.87	**97.4**	4.73	**94.5**	4.70	**93.9**	4.69	**93.8**	4.79	**95.8**

Metals Data Reporting Form

Continuing Calibration Verification

Instrument: CVAA **Units:** ug/L

Chart Number: hg10828a.prn **Acceptable Range:** 80% - 120%

Standard Source: Ultra **Standard ID:**

Element	WL/ Mass	True Conc	Ck2CCV 08/28/09 3:54 PM Found	% Rec	Ck2CCV 08/28/09 4:09 PM Found	% Rec	Ck2CCV 08/28/09 4:23 PM Found	% Rec	Ck2CCV 08/28/09 4:36 PM Found	% Rec	Ck2CCV 08/28/09 4:51 PM Found	% Rec
Mercury	253.7	5.0	4.76	**95.3**	4.72	**94.3**	4.67	**93.3**	4.69	**93.8**	4.71	**94.1**

Metals Data Reporting Form

Continuing Calibration Verification

Instrument: CVAA

Units: ug/L

Chart Number: hg10828a.prn

Acceptable Range: 80% - 120%

Standard Source: Ultra

Standard ID:

Element	WL/ Mass	True Conc	Ck2CCV 08/28/09 5:06 PM Found	% Rec	Found	% Rec	Found	% Rec	Found	% Rec	Found	% Rec
Mercury	253.7	5.0	4.66	**93.2**								

Metals Data Reporting Form

Initial Calibration Verification Standard

Instrument: CVAA **Units:** ug/L

Chart Number: hg10901c.prn **Acceptable Range:** 90% - 110%

Standard Source: Ultra **Standard ID:**

Element	WL/ Mass	True Conc	Ck5ICV 09/01/09 12:35 PM Found	% Rec	Found	% Rec	Found	% Rec	Found	% Rec	Found	% Rec
Mercury	253.7	2.5	2.44	**97.5**								

Metals Data Reporting Form

Continuing Calibration Verification

Instrument: CVAA **Units:** ug/L

Chart Number: hg10901c.prn **Acceptable Range:** 80% - 120%

Standard Source: Ultra **Standard ID:**

Element	WL/ Mass	True Conc	Ck2CCV 09/01/09 12:39 PM Found	% Rec	Ck2CCV 09/01/09 12:53 PM Found	% Rec	Ck2CCV 09/01/09 1:08 PM Found	% Rec	Ck2CCV 09/01/09 1:22 PM Found	% Rec	Ck2CCV 09/01/09 1:36 PM Found	% Rec
Mercury	253.7	5.0	5.00	**100.0**	5.12	**102.3**	4.98	**99.6**	5.02	**100.4**	5.07	**101.4**

Metals Data Reporting Form

Continuing Calibration Verification

Instrument: CVAA

Units: ug/L

Chart Number: hg10901c.prn

Acceptable Range: 80% - 120%

Standard Source: Ultra

Standard ID:

Element	WL/ Mass	True Conc	Ck2CCV 09/01/09 1:51 PM Found	% Rec	Ck2CCV 09/01/09 2:06 PM Found	% Rec	Ck2CCV 09/01/09 2:20 PM Found	% Rec	Found	% Rec	Found	% Rec
Mercury	253.7	5.0	5.07	**101.4**	5.14	**102.7**	5.22	**104.5**				

Metals Data Reporting Form

Initial Calibration Verification Standard

Instrument: CVAA **Units:** ug/L

Chart Number: hg10902a.prn **Acceptable Range:** 90% - 110%

Standard Source: Ultra **Standard ID:** _____

Element	WL/ Mass	True Conc	Ck5ICV 09/02/09 8:49 AM Found	% Rec	Found	% Rec	Found	% Rec	Found	% Rec	Found	% Rec
Mercury	253.7	2.5	2.49	**99.5**								

Metals Data Reporting Form

Continuing Calibration Verification

Instrument: CVAA **Units:** ug/L

Chart Number: hg10902a.prn **Acceptable Range:** 80% - 120%

Standard Source: Ultra **Standard ID:**

Element	WL/ Mass	True Conc	Ck2CCV 09/02/09 8:53 AM Found	% Rec	Ck2CCV 09/02/09 9:07 AM Found	% Rec	Ck2CCV 09/02/09 9:21 AM Found	% Rec	Ck2CCV 09/02/09 9:36 AM Found	% Rec	Ck2CCV 09/02/09 9:51 AM Found	% Rec
Mercury	253.7	5.0	5.12	**102.5**	5.07	**101.4**	5.18	**103.5**	5.14	**102.9**	5.17	**103.3**

Metals Data Reporting Form

Continuing Calibration Verification

Instrument: CVAA **Units:** ug/L

Chart Number: hg10902a.prn **Acceptable Range:** 80% - 120%

Standard Source: Ultra **Standard ID:**

Element	WL/ Mass	True Conc	Ck2CCV 09/02/09 10:06 AM Found	% Rec	Ck2CCV 09/02/09 10:20 AM Found	% Rec	Ck2CCV 09/02/09 10:25 AM Found	% Rec	Ck2CCV 09/02/09 1:39 PM Found	% Rec	Ck2CCV 09/02/09 1:59 PM Found	% Rec
Mercury	253.7	5.0	5.21	**104.2**	5.12	**102.4**	5.22	**104.4**	5.19	**103.7**	5.13	**102.7**

Metals Data Reporting Form

Continuing Calibration Verification

Instrument: CVAA **Units:** ug/L

Chart Number: hg10902a.prn **Acceptable Range:** 80% - 120%

Standard Source: Ultra **Standard ID:**

Element	WL/ Mass	True Conc	Ck2CCV 09/02/09 2:13 PM Found	% Rec	Ck2CCV 09/02/09 2:26 PM Found	% Rec	Found	% Rec	Found	% Rec	Found	% Rec
Mercury	253.7	5.0	5.28	**105.6**	5.30	**106.1**						

Metals Data Reporting Form

Initial Calibration Verification Standard

Instrument: CVAA **Units:** ug/L

Chart Number: hg40901a.prn **Acceptable Range:** 90% - 110%

Standard Source: Ultra **Standard ID:**

Element	WL/ Mass	True Conc	Ck2ICV 09/01/09 12:39 PM Found	% Rec	Found	% Rec	Found	% Rec	Found	% Rec	Found	% Rec
Mercury	253.7	2.5	2.51	**100.4**								

Metals Data Reporting Form

Continuing Calibration Verification

Instrument: CVAA **Units:** ug/L

Chart Number: hg40901a.prn **Acceptable Range:** 80% - 120%

Standard Source: Ultra **Standard ID:**

Element	WL/ Mass	True Conc	Ck6CCV 09/01/09 12:47 PM Found	% Rec	Ck6CCV 09/01/09 1:07 PM Found	% Rec	Ck6CCV 09/01/09 1:27 PM Found	% Rec	Ck6CCV 09/01/09 1:50 PM Found	% Rec	Ck6CCV 09/01/09 2:13 PM Found	% Rec
Mercury	253.7	5.0	5.19	**103.8**	5.25	**105.1**	5.24	**104.7**	5.27	**105.4**	5.38	**107.5**

Metals Data Reporting Form

Continuing Calibration Verification

Instrument: CVAA **Units:** ug/L

Chart Number: hg40901a.prn **Acceptable Range:** 80% - 120%

Standard Source: Ultra **Standard ID:** _____

Element	WL/ Mass	True Conc	Ck6CCV 09/01/09 2:34 PM Found	% Rec	Found	% Rec	Found	% Rec	Found	% Rec	Found	% Rec
Mercury	253.7	5.0	5.26	**105.1**								

Metals Data Reporting Form

Initial Calibration Verification Standard

Instrument: ICPMS **Units:** ug/L

Chart Number: I80903B.csv **Acceptable Range:** 90% - 110%

Standard Source: _____ **Standard ID:** _____

Element	WL/ Mass	True Conc	ICV 09/03/09 12:16 PM Found	% Rec	Found	% Rec	Found	% Rec	Found	% Rec	Found	% Rec
Antimony	121	80.0	81.12	**101.4**								
Arsenic	75	80.0	81.18	**101.5**								
Barium	137	80.0	81.70	**102.1**								
Beryllium	9	80.0	80.70	**100.9**								
Cadmium	111	80.0	84.22	**105.3**								
Chromium	52	80.0	81.50	**101.9**								
Cobalt	59	80.0	81.77	**102.2**								
Copper	65	80.0	83.24	**104.1**								
Iron	56	20000.0	20163.33	**100.8**								
Lead	208	80.0	80.91	**101.1**								
Manganese	55	400.0	418.73	**104.7**								
Molybdenum	95	80.0	83.12	**103.9**								
Nickel	60	80.0	82.87	**103.6**								
Selenium	78	80.0	83.53	**104.4**								
Silver	107	80.0	85.31	**106.6**								
Thallium	205	80.0	82.44	**103.1**								
Vanadium	51	80.0	79.81	**99.8**								
Zinc	66	80.0	83.47	**104.3**								

Metals Data Reporting Form

Continuing Calibration Verification

Instrument: ICPMS **Units:** ug/L

Chart Number: I80903B.csv **Acceptable Range:** 90% - 110%

Standard Source: _____ **Standard ID:** _____

Element	WL/ Mass	True Conc	CCV 09/03/09 12:37 PM Found	% Rec	CCV 6 09/03/09 3:18 PM Found	% Rec	CCV 7 09/03/09 4:13 PM Found	% Rec	Found	% Rec	Found	% Rec
Antimony	121	100.0	101.30	**101.3**	104.20	**104.2**	107.80	**107.8**				
Arsenic	75	100.0	100.53	**100.5**	102.77	**102.8**	102.57	**102.6**				
Barium	137	100.0	99.59	**99.6**	104.37	**104.4**	106.80	**106.8**				
Beryllium	9	100.0	96.44	**96.4**	107.77	**107.8**	105.40	**105.4**				
Cadmium	111	100.0	104.23	**104.2**	104.07	**104.1**	106.37	**106.4**				
Chromium	52	100.0	99.73	**99.7**	101.47	**101.5**	101.93	**101.9**				
Cobalt	59	100.0	100.42	**100.4**	100.21	**100.2**	100.41	**100.4**				
Copper	65	100.0	102.43	**102.4**	101.53	**101.5**	102.57	**102.6**				
Iron	56	25000.0	25043.33	**100.2**	25063.33	**100.3**	25273.33	**101.1**				
Lead	208	100.0	101.53	**101.5**	103.03	**103.0**	104.53	**104.5**				
Manganese	55	500.0	520.83	**104.2**	526.10	**105.2**	541.23	**108.2**				
Molybdenum	95	100.0	109.77	**109.8**	104.70	**104.7**	104.97	**105.0**				
Nickel	60	100.0	102.07	**102.1**	101.70	**101.7**	102.60	**102.6**				
Selenium	78	100.0	99.68	**99.7**	101.90	**101.9**	103.77	**103.8**				
Silver	107	100.0	105.27	**105.3**	103.23	**103.2**	104.83	**104.8**				
Thallium	205	100.0	102.27	**102.3**	101.63	**101.6**	102.50	**102.5**				
Vanadium	51	100.0	99.30	**99.3**	101.87	**101.9**	101.00	**101.0**				
Zinc	66	100.0	102.97	**103.0**	103.93	**103.9**	103.80	**103.8**				

Metals Data Reporting Form

Initial Calibration Verification Standard

Instrument: ICPMS **Units:** ug/L

Chart Number: I80904A.csv **Acceptable Range:** 90% - 110%

Standard Source: _____ **Standard ID:** _____

Element	WL/ Mass	True Conc	ICV 09/04/09 8:23 AM Found	% Rec	Found	% Rec	Found	% Rec	Found	% Rec	Found	% Rec
Antimony	121	80.0	82.62	**103.3**								
Arsenic	75	80.0	80.88	**101.1**								
Barium	137	80.0	81.06	**101.3**								
Beryllium	9	80.0	80.49	**100.6**								
Cadmium	111	80.0	84.41	**105.5**								
Chromium	52	80.0	82.58	**103.2**								
Cobalt	59	80.0	82.29	**102.9**								
Copper	65	80.0	83.61	**104.5**								
Iron	56	20000.0	20293.33	**101.5**								
Lead	208	80.0	81.02	**101.3**								
Manganese	55	400.0	422.37	**105.6**								
Molybdenum	95	80.0	83.05	**103.8**								
Nickel	60	80.0	84.05	**105.1**								
Selenium	78	80.0	83.46	**104.3**								
Silver	107	80.0	85.29	**106.6**								
Thallium	205	80.0	82.67	**103.3**								
Vanadium	51	80.0	80.84	**101.1**								
Zinc	66	80.0	82.98	**103.7**								

Metals Data Reporting Form

Continuing Calibration Verification

Instrument: ICPMS **Units:** ug/L

Chart Number: 180904A.csv **Acceptable Range:** 90% - 110%

Standard Source: _____ **Standard ID:** _____

Element	WL/ Mass	True Conc	CCV 09/04/09 8:46 AM Found	% Rec	CCV 09/04/09 12:40 PM Found	% Rec	CCV 09/04/09 1:41 PM Found	% Rec	CCV 09/04/09 2:33 PM Found	% Rec	CCV 09/04/09 3:27 PM Found	% Rec
Antimony	121	100.0	99.89	**99.9**	100.06	**100.1**	101.20	**101.2**	102.03	**102.0**	102.17	**102.2**
Arsenic	75	100.0	99.25	**99.2**	100.60	**100.6**	100.41	**100.4**	100.37	**100.4**	100.40	**100.4**
Barium	137	100.0	99.09	**99.1**	99.40	**99.4**	100.42	**100.4**	100.27	**100.3**	100.26	**100.3**
Beryllium	9	100.0	96.76	**96.8**	101.77	**101.8**	96.07	**96.1**	94.09	**94.1**	94.93	**94.9**
Cadmium	111	100.0	103.07	**103.1**	102.67	**102.7**	104.30	**104.3**	105.13	**105.1**	104.50	**104.5**
Chromium	52	100.0	100.80	**100.8**	100.44	**100.4**	101.53	**101.5**	102.10	**102.1**	101.67	**101.7**
Cobalt	59	100.0	100.14	**100.1**	99.51	**99.5**	100.88	**100.9**	101.47	**101.5**	101.43	**101.4**
Copper	65	100.0	102.33	**102.3**	102.23	**102.2**	101.73	**101.7**	102.63	**102.6**	102.57	**102.6**
Iron	56	25000.0	25093.33	**100.4**	25106.67	**100.4**	25330.00	**101.3**	25270.00	**101.1**	25290.00	**101.2**
Lead	208	100.0	99.06	**99.1**	98.97	**99.0**	100.83	**100.8**	101.13	**101.1**	101.27	**101.3**
Manganese	55	500.0	523.13	**104.6**	524.00	**104.8**	529.70	**105.9**	532.20	**106.4**	533.23	**106.6**
Molybdenum	95	100.0	106.33	**106.3**	102.23	**102.2**	103.43	**103.4**	104.13	**104.1**	105.30	**105.3**
Nickel	60	100.0	101.80	**101.8**	103.13	**103.1**	102.63	**102.6**	102.43	**102.4**	102.47	**102.5**
Selenium	78	100.0	99.87	**99.9**	101.27	**101.3**	101.14	**101.1**	99.86	**99.9**	99.93	**99.9**
Silver	107	100.0	101.80	**101.8**	101.57	**101.6**	103.47	**103.5**	103.93	**103.9**	104.03	**104.0**
Thallium	205	100.0	101.87	**101.9**	101.53	**101.5**	101.87	**101.9**	102.13	**102.1**	102.60	**102.6**
Vanadium	51	100.0	99.17	**99.2**	98.87	**98.9**	100.97	**101.0**	100.11	**100.1**	99.98	**100.0**
Zinc	66	100.0	103.80	**103.8**	103.40	**103.4**	102.73	**102.7**	104.20	**104.2**	104.03	**104.0**

Metals Data Reporting Form

Continuing Calibration Verification

Instrument: ICPMS **Units:** ug/L

Chart Number: I80904A.csv **Acceptable Range:** 90% - 110%

Standard Source: _____ **Standard ID:** _____

Element	WL/ Mass	True Conc	CCV 09/04/09 4:21 PM Found	% Rec	CCV 09/04/09 5:17 PM Found	% Rec	CCV 09/04/09 6:11 PM Found	% Rec	CCV 09/04/09 7:05 PM Found	% Rec	CCV 09/04/09 8:01 PM Found	% Rec
Antimony	121	100.0	103.47	**103.5**	105.57	**105.6**	104.73	**104.7**	102.80	**102.8**	103.87	**103.9**
Arsenic	75	100.0	98.57	**98.6**	98.79	**98.8**	98.88	**98.9**	98.01	**98.0**	98.07	**98.1**
Barium	137	100.0	102.13	**102.1**	101.47	**101.5**	102.23	**102.2**	100.29	**100.3**	100.96	**101.0**
Beryllium	9	100.0	92.38	**92.4**	90.81	**90.8**	95.11	**95.1**	91.46	**91.5**	93.88	**93.9**
Cadmium	111	100.0	105.97	**106.0**	107.43	**107.4**	105.80	**105.8**	104.93	**104.9**	104.47	**104.5**
Chromium	52	100.0	101.20	**101.2**	103.30	**103.3**	100.80	**100.8**	102.03	**102.0**	101.80	**101.8**
Cobalt	59	100.0	100.76	**100.8**	101.67	**101.7**	99.41	**99.4**	99.86	**99.9**	99.90	**99.9**
Copper	65	100.0	102.43	**102.4**	104.80	**104.8**	100.08	**100.1**	100.63	**100.6**	101.07	**101.1**
Iron	56	25000.0	25290.00	**101.2**	25323.33	**101.3**	25066.67	**100.3**	25236.67	**100.9**	25176.67	**100.7**
Lead	208	100.0	101.67	**101.7**	101.87	**101.9**	101.02	**101.0**	99.28	**99.3**	99.20	**99.2**
Manganese	55	500.0	538.23	**107.6**	557.17	**111.4**	536.10	**107.2**	546.23	**109.2**	536.90	**107.4**
Molybdenum	95	100.0	104.07	**104.1**	105.73	**105.7**	102.43	**102.4**	103.50	**103.5**	103.43	**103.4**
Nickel	60	100.0	101.02	**101.0**	104.57	**104.6**	102.00	**102.0**	100.56	**100.6**	101.67	**101.7**
Selenium	78	100.0	100.53	**100.5**	98.77	**98.8**	98.93	**98.9**	99.38	**99.4**	96.64	**96.6**
Silver	107	100.0	104.63	**104.6**	106.97	**107.0**	101.97	**102.0**	102.50	**102.5**	102.93	**102.9**
Thallium	205	100.0	102.43	**102.4**	103.10	**103.1**	101.53	**101.5**	102.43	**102.4**	102.27	**102.3**
Vanadium	51	100.0	100.01	**100.0**	101.17	**101.2**	100.80	**100.8**	100.09	**100.1**	100.28	**100.3**
Zinc	66	100.0	104.30	**104.3**	105.07	**105.1**	102.30	**102.3**	103.73	**103.7**	103.37	**103.4**

No other samples affected

Metals Data Reporting Form

Continuing Calibration Verification

Instrument: ICPMS **Units:** ug/L

Chart Number: I80904A.csv **Acceptable Range:** 90% - 110%

Standard Source: _____ **Standard ID:** _____

Element	WL/ Mass	True Conc	CCV 09/04/09 8:55 PM Found	% Rec	CCV 09/04/09 9:48 PM Found	% Rec	CCV 09/04/09 10:42 PM Found	% Rec	CCV 09/04/09 11:35 PM Found	% Rec	CCV 09/05/09 12:29 AM Found	% Rec
Antimony	121	100.0	103.47	**103.5**	103.53	**103.5**	102.93	**102.9**	103.87	**103.9**	104.63	**104.6**
Arsenic	75	100.0	99.92	**99.9**	98.85	**98.9**	98.48	**98.5**	100.59	**100.6**	99.34	**99.3**
Barium	137	100.0	101.70	**101.7**	100.73	**100.7**	100.55	**100.5**	102.37	**102.4**	101.70	**101.7**
Beryllium	9	100.0	94.83	**94.8**	95.57	**95.6**	94.05	**94.0**	95.22	**95.2**	96.02	**96.0**
Cadmium	111	100.0	105.37	**105.4**	104.73	**104.7**	105.10	**105.1**	104.37	**104.4**	105.70	**105.7**
Chromium	52	100.0	102.10	**102.1**	101.33	**101.3**	102.83	**102.8**	101.93	**101.9**	102.27	**102.3**
Cobalt	59	100.0	100.48	**100.5**	100.10	**100.1**	100.73	**100.7**	101.23	**101.2**	101.47	**101.5**
Copper	65	100.0	101.10	**101.1**	100.60	**100.6**	102.60	**102.6**	102.13	**102.1**	102.65	**102.7**
Iron	56	25000.0	25123.33	**100.5**	25276.67	**101.1**	25596.67	**102.4**	25396.67	**101.6**	25333.33	**101.3**
Lead	208	100.0	99.69	**99.7**	100.97	**101.0**	99.88	**99.9**	99.68	**99.7**	100.23	**100.2**
Manganese	55	500.0	536.73	**107.3**	537.63	**107.5**	545.03	**109.0**	540.53	**108.1**	543.20	**108.6**
Molybdenum	95	100.0	104.30	**104.3**	103.43	**103.4**	103.83	**103.8**	103.43	**103.4**	104.33	**104.3**
Nickel	60	100.0	101.77	**101.8**	99.90	**99.9**	102.00	**102.0**	102.37	**102.4**	102.90	**102.9**
Selenium	78	100.0	98.57	**98.6**	101.03	**101.0**	98.92	**98.9**	98.07	**98.1**	98.02	**98.0**
Silver	107	100.0	103.13	**103.1**	102.17	**102.2**	103.33	**103.3**	102.73	**102.7**	104.23	**104.2**
Thallium	205	100.0	102.57	**102.6**	102.70	**102.7**	103.67	**103.7**	101.77	**101.8**	103.07	**103.1**
Vanadium	51	100.0	100.76	**100.8**	100.34	**100.3**	101.48	**101.5**	101.71	**101.7**	101.83	**101.8**
Zinc	66	100.0	103.77	**103.8**	104.97	**105.0**	106.47	**106.5**	102.97	**103.0**	104.77	**104.8**

Metals Data Reporting Form

Continuing Calibration Verification

Instrument: ICPMS

Units: ug/L

Chart Number: I80904A.csv

Acceptable Range: 90% - 110%

Standard Source:

Standard ID:

Element	WL/ Mass	True Conc	CCV 09/05/09 1:23 AM Found	% Rec	Found	% Rec	Found	% Rec	Found	% Rec	Found	% Rec
Antimony	121	100.0	104.67	**104.7**								
Arsenic	75	100.0	99.76	**99.8**								
Barium	137	100.0	101.93	**101.9**								
Beryllium	9	100.0	96.69	**96.7**								
Cadmium	111	100.0	105.27	**105.3**								
Chromium	52	100.0	102.13	**102.1**								
Cobalt	59	100.0	100.47	**100.5**								
Copper	65	100.0	101.08	**101.1**								
Iron	56	25000.0	25273.33	**101.1**								
Lead	208	100.0	99.48	**99.5**								
Manganese	55	500.0	537.60	**107.5**								
Molybdenum	95	100.0	103.37	**103.4**								
Nickel	60	100.0	101.48	**101.5**								
Selenium	78	100.0	97.51	**97.5**								
Silver	107	100.0	102.80	**102.8**								
Thallium	205	100.0	102.37	**102.4**								
Vanadium	51	100.0	101.70	**101.7**								
Zinc	66	100.0	104.00	**104.0**								

Metals Data Reporting Form

Initial Calibration Verification Standard

Instrument: ICPMS **Units:** ug/L

Chart Number: I80908A.csv **Acceptable Range:** 90% - 110%

Standard Source: _____ **Standard ID:** _____

Element	WL/ Mass	True Conc	ICV 09/08/09 9:23 AM Found	% Rec	Found	% Rec	Found	% Rec	Found	% Rec	Found	% Rec
Manganese	55	400.0	410.63	**102.7**								

Metals Data Reporting Form

Continuing Calibration Verification

Instrument: ICPMS **Units:** ug/L

Chart Number: I80908A.csv **Acceptable Range:** 90% - 110%

Standard Source: **Standard ID:**

Element	WL/ Mass	True Conc	CCV 09/08/09 9:50 AM Found	% Rec	CCV 09/08/09 10:50 AM Found	% Rec	CCV 09/08/09 11:45 AM Found	% Rec	Found	% Rec	Found	% Rec
Manganese	55	500.0	510.80	**102.2**	507.10	**101.4**	520.33	**104.1**				

Metals Data Reporting Form

Initial Calibration Verification Standard

Instrument: ICPMS **Units:** ug/L

Chart Number: I80910A.csv **Acceptable Range:** 90% - 110%

Standard Source: _____ **Standard ID:** _____

Element	WL/ Mass	True Conc	ICV 09/10/09 2:48 PM Found	% Rec	Found	% Rec	Found	% Rec	Found	% Rec	Found	% Rec
Iron	56	20000.0	20103.33	**100.5**								
Manganese	55	400.0	407.73	**101.9**								

Metals Data Reporting Form

Continuing Calibration Verification

Instrument: ICPMS **Units:** ug/L

Chart Number: I80910A.csv **Acceptable Range:** 90% - 110%

Standard Source: _____ **Standard ID:** _____

Element	WL/ Mass	True Conc	CCV 09/10/09 3:10 PM Found	% Rec	CCV 2 09/10/09 4:53 PM Found	% Rec	CCV 3 09/10/09 5:46 PM Found	% Rec	CCV 4 09/10/09 6:39 PM Found	% Rec	CCV 6 09/10/09 7:33 PM Found	% Rec
Iron	56	25000.0	25323.33	**101.3**	25473.33	**101.9**	25610.00	**102.4**	25716.67	**102.9**	25766.67	**103.1**
Manganese	55	500.0	500.03	**100.0**	499.77	**100.0**	507.00	**101.4**	506.03	**101.2**	511.83	**102.4**

Metals Data Reporting Form

Initial Calibration Verification Standard

Instrument: ICPMS **Units:** ug/L

Chart Number: I80916A.csv **Acceptable Range:** 90% - 110%

Standard Source: _____ **Standard ID:** _____

Element	WL/ Mass	True Conc	ICV 09/16/09 7:43 AM Found	% Rec	Found	% Rec	Found	% Rec	Found	% Rec	Found	% Rec
Antimony	121	80.0	82.67	**103.3**								
Arsenic	75	80.0	81.48	**101.8**								
Barium	137	80.0	82.40	**103.0**								
Beryllium	9	80.0	79.97	**100.0**								
Cadmium	111	80.0	83.64	**104.5**								
Chromium	52	80.0	82.68	**103.4**								
Cobalt	59	80.0	82.00	**102.5**								
Copper	65	80.0	83.26	**104.1**								
Iron	56	20000.0	20306.67	**101.5**								
Lead	208	80.0	81.88	**102.3**								
Manganese	55	400.0	397.93	**99.5**								
Molybdenum	95	80.0	83.29	**104.1**								
Nickel	60	80.0	82.59	**103.2**								
Selenium	78	80.0	83.53	**104.4**								
Silver	107	80.0	85.00	**106.3**								
Thallium	205	80.0	81.15	**101.4**								
Vanadium	51	80.0	82.07	**102.6**								
Zinc	66	80.0	83.18	**104.0**								

Metals Data Reporting Form

Continuing Calibration Verification

Instrument: ICPMS

Units: ug/L

Chart Number: I80916A.csv

Acceptable Range: 90% - 110%

Standard Source:

Standard ID:

Element	WL/ Mass	True Conc	CCV 09/16/09 8:07 AM Found	% Rec	CCV 1 09/16/09 9:07 AM Found	% Rec	CCV 2 09/16/09 9:59 AM Found	% Rec	Found	% Rec	Found	% Rec
Antimony	121	100.0	98.38	**98.4**	97.20	**97.2**	97.62	**97.6**				
Arsenic	75	100.0	98.50	**98.5**	99.17	**99.2**	99.58	**99.6**				
Barium	137	100.0	97.59	**97.6**	98.35	**98.4**	97.45	**97.4**				
Beryllium	9	100.0	93.20	**93.2**	95.51	**95.5**	91.60	**91.6**				
Cadmium	111	100.0	100.59	**100.6**	98.18	**98.2**	99.70	**99.7**				
Chromium	52	100.0	99.26	**99.3**	99.28	**99.3**	98.73	**98.7**				
Cobalt	59	100.0	98.82	**98.8**	98.67	**98.7**	98.05	**98.0**				
Copper	65	100.0	100.62	**100.6**	99.55	**99.6**	101.16	**101.2**				
Iron	56	25000.0	24793.33	**99.2**	24683.33	**98.7**	24856.67	**99.4**				
Lead	208	100.0	97.60	**97.6**	96.44	**96.4**	95.70	**95.7**				
Manganese	55	500.0	481.57	**96.3**	479.40	**95.9**	481.97	**96.4**				
Molybdenum	95	100.0	105.53	**105.5**	101.13	**101.1**	100.37	**100.4**				
Nickel	60	100.0	99.44	**99.4**	99.70	**99.7**	99.94	**99.9**				
Selenium	78	100.0	100.20	**100.2**	102.40	**102.4**	100.54	**100.5**				
Silver	107	100.0	100.31	**100.3**	99.12	**99.1**	99.92	**99.9**				
Thallium	205	100.0	97.41	**97.4**	96.63	**96.6**	97.14	**97.1**				
Vanadium	51	100.0	98.82	**98.8**	99.51	**99.5**	98.62	**98.6**				
Zinc	66	100.0	101.63	**101.6**	99.76	**99.8**	99.94	**99.9**				

Metals Data Reporting Form

Contract Required Detection Limit Standard

Instrument: CVAA **Units:** ug/L

Chart Number: hg10828a.prn **Acceptable Range:** 50% - 150%

Standard Source: Ultra **Standard ID:**

Element	WL/ Mass	True Conc	Ck3CRA\MRL 08/28/09 11:31 AM Found	% Rec	Found	% Rec	Found	% Rec	Found	% Rec	Found	% Rec
Mercury	253.7	0.2	0.15	76.1								

Metals Data Reporting Form

Contract Required Detection Limit Standard

Instrument: CVAA **Units:** ug/L

Chart Number: hg10901c.prn **Acceptable Range:** 50% - 150%

Standard Source: Ultra **Standard ID:**

Element	WL/ Mass	True Conc	Ck3CRA\MRL 09/01/09 12:38 PM Found	% Rec	Found	% Rec	Found	% Rec	Found	% Rec	Found	% Rec
Mercury	253.7	0.2	0.21	**102.9**								

Metals Data Reporting Form

Contract Required Detection Limit Standard

Instrument: CVAA **Units:** ug/L

Chart Number: hg10902a.prn **Acceptable Range:** 50% - 150%

Standard Source: Ultra **Standard ID:**

Element	WL/ Mass	True Conc	Ck3CRA\MRL 09/02/09 8:52 AM Found	% Rec	Found	% Rec	Found	% Rec	Found	% Rec	Found	% Rec
Mercury	253.7	0.2	0.15	76.7								

Metals Data Reporting Form

Contract Required Detection Limit Standard

Instrument: CVAA **Units:** ug/L

Chart Number: hg40901a.prn **Acceptable Range:** 50% - 150%

Standard Source: Ultra **Standard ID:**

Element	WL/ Mass	True Conc	Ck4CRA\MRL 09/01/09 12:42 PM Found	% Rec	Found	% Rec	Found	% Rec	Found	% Rec	Found	% Rec
Mercury	253.7	0.2	0.15	74.3								

Metals Data Reporting Form

Contract Required Detection Limit Standard

Instrument: ICPMS **Units:** ug/L

Chart Number: I80904A.csv **Acceptable Range:** 50% - 150%

Standard Source: _____ **Standard ID:** _____

Element	WL/ Mass	True Conc	CRI 09/04/09 8:33 AM Found	% Rec	Found	% Rec	Found	% Rec	Found	% Rec	Found	% Rec
Antimony	121	2.0	1.95	**97.5**								
Arsenic	75	2.0	2.20	**110.2**								
Barium	137	1.0	0.95	**95.2**								
Beryllium	9	1.0	1.04	**103.9**								
Cadmium	111	0.5	0.51	**101.1**								
Chromium	52	2.0	2.05	**102.4**								
Cobalt	59	1.0	1.00	**99.9**								
Copper	65	2.0	1.96	**98.2**								
Iron	56	50.0	53.32	**106.6**								
Lead	208	1.0	0.96	**96.1**								
Manganese	55	1.0	1.08	**108.2**								
Molybdenu	95	10.0	9.91	**99.1**								
Nickel	60	2.0	2.12	**106.2**								
Selenium	78	2.0	2.06	**103.1**								
Silver	107	0.5	0.53	**106.7**								
Thallium	205	1.0	1.01	**100.6**								
Vanadium	51	5.0	4.88	**97.6**								
Zinc	66	10.0	10.78	**107.8**								

Metals Data Reporting Form

Contract Required Detection Limit Standard

Instrument: ICPMS **Units:** ug/L

Chart Number: I80908A.csv **Acceptable Range:** 50% - 150%

Standard Source: **Standard ID:**

Element	WL/ Mass	True Conc	CRI 09/08/09 9:33 AM Found	% Rec	Found	% Rec	Found	% Rec	Found	% Rec	Found	% Rec
Manganese	55	1.0	1.06	**105.8**								

Metals Data Reporting Form

Contract Required Detection Limit Standard

Instrument: ICPMS **Units:** ug/L

Chart Number: I80910A.csv **Acceptable Range:** 50% - 150%

Standard Source: _____ **Standard ID:** _____

Element	WL/ Mass	True Conc	CRI 09/10/09 2:56 PM Found	% Rec	Found	% Rec	Found	% Rec	Found	% Rec	Found	% Rec
Iron	56	50.0	55.65	111.3								
Manganese	55	1.0	1.11	111.4								

Metals Data Reporting Form

Contract Required Detection Limit Standard

Instrument: ICPMS **Units:** ug/L

Chart Number: I80916A.csv **Acceptable Range:** 50% - 150%

Standard Source: _____ **Standard ID:** _____

Element	WL/ Mass	True Conc	CRI 09/16/09 7:53 AM Found	% Rec	Found	% Rec	Found	% Rec	Found	% Rec	Found	% Rec
Antimony	121	2.0	2.13	**106.5**								
Arsenic	75	2.0	2.04	**101.8**								
Barium	137	1.0	0.98	**97.6**								
Beryllium	9	1.0	1.03	**103.3**								
Cadmium	111	0.5	0.53	**105.3**								
Chromium	52	2.0	2.09	**104.3**								
Cobalt	59	1.0	1.02	**102.3**								
Copper	65	2.0	2.41	**120.7**								
Iron	56	50.0	54.51	**109.0**								
Lead	208	1.0	1.02	**102.0**								
Manganese	55	1.0	1.16	**115.6**								
Molybdenu	95	10.0	10.36	**103.6**								
Nickel	60	2.0	2.17	**108.4**								
Selenium	78	2.0	2.11	**105.7**								
Silver	107	0.5	0.56	**111.4**								
Thallium	205	1.0	1.12	**112.0**								
Vanadium	51	5.0	5.06	**101.1**								
Zinc	66	10.0	11.27	**112.7**								

TestAmerica North Canton

Metals Data Reporting Form

Initial Calibration Blank Results

Instrument: CVAA **Units:** ug/L

Chart Number: hg10828a.prn

Standard Source: _____ **Standard ID:** _____

Element	WL/ Mass	Report Limit	Ck4ICB 08/28/09 11:29 AM Found	Q	Found	Q	Found	Q	Found	Q	Found	Q
Mercury	253.7	0.2	0.1	U								

U Result is less than the IDL

B Result is between IDL and RL

TestAmerica North Canton

Metals Data Reporting Form

Continuing Calibration Blank Results

Instrument: CVAA **Units:** ug/L

Chart Number: hg10828a.prn

Standard Source: _____ **Standard ID:** _____

Element	WL/ Mass	Report Limit	Ck1CCB 08/28/09 11:33 AM		Ck1CCB 08/28/09 11:47 AM		Ck1CCB 08/28/09 11:55 AM		Ck1CCB 08/28/09 12:09 PM		Ck1CCB 08/28/09 12:23 PM	
			Found	Q	Found	Q	Found	Q	Found	Q	Found	Q
Mercury	253.7	0.2	0.1	U	0.1	U	0.1	U	0.1	U	0.1	U

U Result is less than the IDL

B Result is between IDL and RL

Form 3 Equivalent

TestAmerica North Canton

Metals Data Reporting Form

Continuing Calibration Blank Results

Instrument: CVAA **Units:** ug/L

Chart Number: hg10828a.prn

Standard Source: _____ **Standard ID:** _____

Element	WL/ Mass	Report Limit	Ck1CCB 08/28/09 12:38 PM		Ck1CCB 08/28/09 12:52 PM		Ck1CCB 08/28/09 1:01 PM		Ck1CCB 08/28/09 3:26 PM		Ck1CCB 08/28/09 3:41 PM	
			Found	Q	Found	Q	Found	Q	Found	Q	Found	Q
Mercury	253.7	0.2	0.1	U	0.1	U	0.1	U	0.1	U	0.1	U

U Result is less than the IDL

B Result is between IDL and RL

Form 3 Equivalent

TestAmerica North Canton

Metals Data Reporting Form

Continuing Calibration Blank Results

Instrument: CVAA **Units:** ug/L

Chart Number: hg10828a.prn

Standard Source: _____ **Standard ID:** _____

Element	WL/ Mass	Report Limit	Ck1CCB 08/28/09 3:55 PM Found	Q	Ck1CCB 08/28/09 4:10 PM Found	Q	Ck1CCB 08/28/09 4:24 PM Found	Q	Ck1CCB 08/28/09 4:38 PM Found	Q	Ck1CCB 08/28/09 4:52 PM Found	Q
Mercury	253.7	0.2	0.1	U	0.1	U	**-0.1**	**B**	**0.1**	**B**	0.1	U

5.04.5

U Result is less than the IDL

B Result is between IDL and RL

Form 3 Equivalent

TestAmerica North Canton

Metals Data Reporting Form

Continuing Calibration Blank Results

Instrument: CVAA **Units:** ug/L

Chart Number: hg10828a.prn

Standard Source: _____ **Standard ID:** _____

Element	WL/ Mass	Report Limit	Ck1CCB 08/28/09 5:07 PM Found	Q	Found	Q	Found	Q	Found	Q	Found	Q
Mercury	253.7	0.2	**-0.1**	**B**								

5.04.5

U Result is less than the IDL

B Result is between IDL and RL

Form 3 Equivalent

TestAmerica North Canton

Metals Data Reporting Form

Initial Calibration Blank Results

Instrument: CVAA **Units:** ug/L

Chart Number: hg10901c.prn

Standard Source: _____ **Standard ID:** _____

Element	WL/ Mass	Report Limit	Ck4ICB 09/01/09 12:36 PM Found	Q	Found	Q	Found	Q	Found	Q	Found	Q
Mercury	253.7	0.2	0.1	U								

U Result is less than the IDL

B Result is between IDL and RL

Form 3 Equivalent

TestAmerica North Canton

Metals Data Reporting Form

Continuing Calibration Blank Results

Instrument: CVAA **Units:** ug/L

Chart Number: hg10901c.prn

Standard Source: _____ **Standard ID:** _____

Element	WL/ Mass	Report Limit	Ck1CCB 09/01/09 12:41 PM Found	Q	Ck1CCB 09/01/09 12:54 PM Found	Q	Ck1CCB 09/01/09 1:09 PM Found	Q	Ck1CCB 09/01/09 1:23 PM Found	Q	Ck1CCB 09/01/09 1:38 PM Found	Q
Mercury	253.7	0.2	0.1	U	0.1	U	0.1	U	0.1	U	0.1	U

U Result is less than the IDL

B Result is between IDL and RL

TestAmerica North Canton

Metals Data Reporting Form

Continuing Calibration Blank Results

Instrument: CVAA **Units:** ug/L

Chart Number: hg10901c.prn

Standard Source: _____ **Standard ID:** _____

Element	WL/ Mass	Report Limit	Ck1CCB 09/01/09 1:52 PM Found	Q	Ck1CCB 09/01/09 2:07 PM Found	Q	Ck1CCB 09/01/09 2:22 PM Found	Q	Found	Q	Found	Q
Mercury	253.7	0.2	0.1	U	0.1	U	0.1	U				

TestAmerica North Canton

Metals Data Reporting Form

Initial Calibration Blank Results

Instrument: CVAA **Units:** ug/L

Chart Number: hg10902a.prn

Standard Source: _____ **Standard ID:** _____

Element	WL/ Mass	Report Limit	Ck4ICB 09/02/09 8:50 AM Found	Q	Found	Q	Found	Q	Found	Q	Found	Q
Mercury	253.7	0.2	0.1	U								

U Result is less than the IDL

B Result is between IDL and RL

Form 3 Equivalent

TestAmerica North Canton

Metals Data Reporting Form

Continuing Calibration Blank Results

Instrument: CVAA **Units:** ug/L

Chart Number: hg10902a.prn

Standard Source: _____ **Standard ID:** _____

Element	WL/ Mass	Report Limit	Ck1CCB 09/02/09 8:54 AM Found	Q	Ck1CCB 09/02/09 9:08 AM Found	Q	Ck1CCB 09/02/09 9:22 AM Found	Q	Ck1CCB 09/02/09 9:38 AM Found	Q	Ck1CCB 09/02/09 9:52 AM Found	Q
Mercury	253.7	0.2	0.1	U	0.1	U	0.1	U	0.1	U	0.1	U

U Result is less than the IDL

B Result is between IDL and RL

Form 3 Equivalent

TestAmerica North Canton

Metals Data Reporting Form

Continuing Calibration Blank Results

Instrument: CVAA **Units:** ug/L

Chart Number: hg10902a.prn

Standard Source: _____ **Standard ID:** _____

Element	WL/ Mass	Report Limit	Ck1CCB 09/02/09 10:07 AM Found	Q	Ck1CCB 09/02/09 10:21 AM Found	Q	Ck1CCB 09/02/09 10:26 AM Found	Q	Ck1CCB 09/02/09 1:40 PM Found	Q	Ck1CCB 09/02/09 2:00 PM Found	Q
Mercury	253.7	0.2	0.1	U	0.1	U	0.1	U	0.1	U	0.1	U

5.04.5

U Result is less than the IDL

B Result is between IDL and RL

Form 3 Equivalent

TestAmerica North Canton

Metals Data Reporting Form

Continuing Calibration Blank Results

Instrument: CVAA **Units:** ug/L

Chart Number: hg10902a.prn

Standard Source: _____ **Standard ID:** _____

Element	WL/ Mass	Report Limit	Ck1CCB 09/02/09 2:14 PM Found	Q	Ck1CCB 09/02/09 2:27 PM Found	Q	Found	Q	Found	Q	Found	Q
Mercury	253.7	0.2	0.1	U	0.1	U						

U Result is less than the IDL

B Result is between IDL and RL

Form 3 Equivalent

TestAmerica North Canton

Metals Data Reporting Form

Initial Calibration Blank Results

Instrument: CVAA **Units:** ug/L

Chart Number: hg40901a.prn

Standard Source: _____ **Standard ID:** _____

Element	WL/ Mass	Report Limit	Ck3ICB 09/01/09 12:41 PM Found	Q	Found	Q	Found	Q	Found	Q	Found	Q
Mercury	253.7	0.2	0.1	U								

U Result is less than the IDL

B Result is between IDL and RL

Form 3 Equivalent

TestAmerica North Canton

Metals Data Reporting Form

Continuing Calibration Blank Results

Instrument: CVAA **Units:** ug/L

Chart Number: hg40901a.prn

Standard Source: _____ **Standard ID:** _____

Element	WL/ Mass	Report Limit	Ck5CCB 09/01/09 12:49 PM Found	Q	Ck5CCB 09/01/09 1:08 PM Found	Q	Ck5CCB 09/01/09 1:29 PM Found	Q	Ck5CCB 09/01/09 1:52 PM Found	Q	Ck5CCB 09/01/09 2:15 PM Found	Q
Mercury	253.7	0.2	0.1	U	**-0.2**		0.1	U	0.1	U	0.1	U

5.21.0

U Result is less than the IDL

B Result is between IDL and RL

Form 3 Equivalent

TestAmerica North Canton

Metals Data Reporting Form

Continuing Calibration Blank Results

Instrument: CVAA **Units:** ug/L

Chart Number: hg40901a.prn

Standard Source: _____ **Standard ID:** _____

Element	WL/ Mass	Report Limit	Ck5CCB 09/01/09 2:36 PM Found	Q	Found	Q	Found	Q	Found	Q	Found	Q
Mercury	253.7	0.2	0.1	U								

U Result is less than the IDL

B Result is between IDL and RL

Form 3 Equivalent

TestAmerica North Canton

Metals Data Reporting Form

Initial Calibration Blank Results

Instrument: ICPMS **Units:** ug/L

Chart Number: I80904A.csv

Standard Source: _____ **Standard ID:** _____

Element	WL/ Mass	Report Limit	ICB 09/04/09 8:29 AM Found	Q	Found	Q	Found	Q	Found	Q	Found	Q
Antimony	121	2	0.055	U								
Arsenic	75	5	0.21	U								
Barium	137	1	0.052	U								
Beryllium	9	1	0.037	U								
Cadmium	111	1	0.027	U								
Chromium	52	2	0.066	U								
Cobalt	59	1	0.033	U								
Copper	65	2	**-0.096**	**B**								
Iron	56	50	11	U								
Lead	208	1	0.034	U								
Manganese	55	1	0.14	U								
Molybdenum	95	2	0.2	U								
Nickel	60	2	0.1	U								
Selenium	78	5	0.14	U								
Silver	107	1	0.033	U								
Thallium	205	1	**0.14**	**B**								
Vanadium	51	20	0.6	U								
Zinc	66	20	0.85	U								

U Result is less than the IDL

B Result is between IDL and RL

Form 3 Equivalent

TestAmerica North Canton

Metals Data Reporting Form

Continuing Calibration Blank Results

Instrument: ICPMS **Units:** ug/L

Chart Number: I80904A.csv

Standard Source: _____ **Standard ID:** _____

Element	WL/ Mass	Report Limit	CCB 09/04/09 8:53 AM Found	Q	CCB 09/04/09 12:54 PM Found	Q	CCB 09/04/09 1:47 PM Found	Q	CCB 09/04/09 2:38 PM Found	Q	CCB 09/04/09 3:32 PM Found	Q
Antimony	121	2	0.055	U	0.055	U	0.055	U	0.055	U	0.055	U
Arsenic	75	5	**0.24**	**B**	0.21	U	0.21	U	0.21	U	0.21	U
Barium	137	1	0.052	U	0.052	U	0.052	U	0.052	U	0.052	U
Beryllium	9	1	0.037	U	0.037	U	0.037	U	0.037	U	0.037	U
Cadmium	111	1	0.027	U	0.027	U	0.027	U	0.027	U	0.027	U
Chromium	52	2	0.066	U	0.066	U	0.066	U	0.066	U	0.066	U
Cobalt	59	1	0.033	U	0.033	U	0.033	U	0.033	U	0.033	U
Copper	65	2	0.064	U	**-0.079**	**B**	**-0.073**	**B**	**-0.072**	**B**	0.064	U
Iron	56	50	11	U	11	U	11	U	11	U	11	U
Lead	208	1	0.034	U	0.034	U	0.034	U	0.034	U	0.034	U
Manganese	55	1	0.14	U	0.14	U	0.14	U	0.14	U	0.14	U
Molybdenum	95	2	**0.67**	**B**	0.2	U	0.2	U	0.2	U	0.2	U
Nickel	60	2	0.1	U	0.1	U	0.1	U	0.1	U	0.1	U
Selenium	78	5	0.14	U	0.14	U	0.14	U	0.14	U	0.14	U
Silver	107	1	0.033	U	0.033	U	0.033	U	0.033	U	0.033	U
Thallium	205	1	**0.16**	**B**	0.12	U	0.12	U	0.12	U	**0.13**	**B**
Vanadium	51	20	0.6	U	0.6	U	0.6	U	0.6	U	0.6	U
Zinc	66	20	0.85	U	0.85	U	0.85	U	0.85	U	0.85	U

U Result is less than the IDL

B Result is between IDL and RL

Form 3 Equivalent

TestAmerica North Canton

Metals Data Reporting Form

Continuing Calibration Blank Results

Instrument: ICPMS **Units:** ug/L

Chart Number: I80904A.csv

Standard Source: _____ **Standard ID:** _____

Element	WL/ Mass	Report Limit	CCB 09/04/09 4:27 PM Found	Q	CCB 09/04/09 5:22 PM Found	Q	CCB 09/04/09 6:17 PM Found	Q	CCB 09/04/09 7:11 PM Found	Q	CCB 09/04/09 8:07 PM Found	Q
Antimony	121	2	0.055	U	0.055	U	0.055	U	0.055	U	0.055	U
Arsenic	75	5	0.21	U	0.21	U	0.21	U	0.21	U	0.21	U
Barium	137	1	0.052	U	0.052	U	0.052	U	0.052	U	0.052	U
Beryllium	9	1	0.037	U	0.037	U	0.037	U	0.037	U	0.037	U
Cadmium	111	1	0.027	U	0.027	U	0.027	U	0.027	U	**0.043**	**B**
Chromium	52	2	0.066	U	0.066	U	0.066	U	0.066	U	0.066	U
Cobalt	59	1	0.033	U	0.033	U	0.033	U	**0.033**	**B**	**0.036**	**B**
Copper	65	2	0.064	U	0.064	U	0.064	U	0.064	U	0.064	U
Iron	56	50	11	U	11	U	11	U	11	U	11	U
Lead	208	1	0.034	U	0.034	U	0.034	U	0.034	U	**0.036**	**B**
Manganese	55	1	0.14	U	**0.16**	**B**	**0.76**	**B**	**0.86**	**B**	**0.89**	**B**
Molybdenum	95	2	0.2	U	0.2	U	0.2	U	**0.25**	**B**	**0.31**	**B**
Nickel	60	2	0.1	U	0.1	U	0.1	U	0.1	U	0.1	U
Selenium	78	5	0.14	U	0.14	U	0.14	U	0.14	U	0.14	U
Silver	107	1	0.033	U	0.033	U	0.033	U	0.033	U	0.033	U
Thallium	205	1	0.12	U	**0.12**	**B**	0.12	U	**0.16**	**B**	**0.17**	**B**
Vanadium	51	20	0.6	U	0.6	U	0.6	U	0.6	U	0.6	U
Zinc	66	20	0.85	U	0.85	U	0.85	U	0.85	U	0.85	U

U Result is less than the IDL

B Result is between IDL and RL

Form 3 Equivalent

TestAmerica North Canton

Metals Data Reporting Form

Continuing Calibration Blank Results

Instrument: ICPMS **Units:** ug/L

Chart Number: I80904A.csv

Standard Source: _____ **Standard ID:** _____

Element	WL/ Mass	Report Limit	CCB 09/04/09 9:00 PM Found	Q	CCB 09/04/09 9:53 PM Found	Q	CCB 09/04/09 10:47 PM Found	Q	CCB 09/04/09 11:41 PM Found	Q	CCB 09/05/09 12:35 AM Found	Q
Antimony	121	2	0.055	U	0.055	U	0.055	U	0.055	U	**0.061**	**B**
Arsenic	75	5	0.21	U	0.21	U	0.21	U	0.21	U	0.21	U
Barium	137	1	**0.055**	**B**	**0.061**	**B**	**0.068**	**B**	**0.091**	**B**	**0.085**	**B**
Beryllium	9	1	0.037	U	**0.038**	**B**	**0.082**	**B**	**0.04**	**B**	**0.085**	**B**
Cadmium	111	1	**0.043**	**B**	**0.082**	**B**	**0.07**	**B**	**0.064**	**B**	**0.095**	**B**
Chromium	52	2	0.066	U	0.066	U	0.066	U	0.066	U	0.066	U
Cobalt	59	1	**0.051**	**B**	**0.061**	**B**	**0.064**	**B**	**0.073**	**B**	**0.082**	**B**
Copper	65	2	0.064	U	0.064	U	0.064	U	0.064	U	0.064	U
Iron	56	50	**14.6**	**B**	**17.1**	**B**	**19.5**	**B**	**21.4**	**B**	**24.7**	**B**
Lead	208	1	**0.042**	**B**	**0.048**	**B**	**0.06**	**B**	**0.063**	**B**	**0.071**	**B**
Manganese	55	1	**0.94**	**B**	**1.1**		**1.2**		**1.2**		**1.3**	
Molybdenum	95	2	**0.22**	**B**	**0.24**	**B**	**0.23**	**B**	0.2	U	**0.22**	**B**
Nickel	60	2	0.1	U	0.1	U	0.1	U	0.1	U	0.1	U
Selenium	78	5	0.14	U	0.14	U	0.14	U	0.14	U	0.14	U
Silver	107	1	**0.05**	**B**	**0.052**	**B**	**0.052**	**B**	**0.063**	**B**	**0.074**	**B**
Thallium	205	1	**0.14**	**B**	**0.17**	**B**	**0.16**	**B**	**0.19**	**B**	**0.2**	**B**
Vanadium	51	20	0.6	U	0.6	U	0.6	U	0.6	U	0.6	U
Zinc	66	20	0.85	U	0.85	U	0.85	U	0.85	U	0.85	U

U Result is less than the IDL

B Result is between IDL and RL

Form 3 Equivalent

TestAmerica North Canton

Metals Data Reporting Form

Continuing Calibration Blank Results

Instrument: ICPMS **Units:** ug/L

Chart Number: I80904A.csv

Standard Source: _____ **Standard ID:** _____

Element	WL/ Mass	Report Limit	CCB 09/05/09 1:29 AM Found	Q	Found	Q	Found	Q	Found	Q	Found	Q
Antimony	121	2	**0.089**	**B**								
Arsenic	75	5	0.21	U								
Barium	137	1	**0.1**	**B**								
Beryllium	9	1	**0.12**	**B**								
Cadmium	111	1	**0.096**	**B**								
Chromium	52	2	0.066	U								
Cobalt	59	1	**0.091**	**B**								
Copper	65	2	0.064	U								
Iron	56	50	**26.7**	**B**								
Lead	208	1	**0.078**	**B**								
Manganese	55	1	**1.3**									
Molybdenum	95	2	**0.3**	**B**								
Nickel	60	2	0.1	U								
Selenium	78	5	0.14	U								
Silver	107	1	**0.085**	**B**								
Thallium	205	1	**0.25**	**B**								
Vanadium	51	20	0.6	U								
Zinc	66	20	0.85	U								

TestAmerica North Canton

Metals Data Reporting Form

Initial Calibration Blank Results

Instrument: ICPMS **Units:** ug/L

Chart Number: I80908A.csv

Standard Source: _____ **Standard ID:** _____

Element	WL/ Mass	Report Limit	ICB 09/08/09 9:29 AM Found	Q	Found	Q	Found	Q	Found	Q	Found	Q
Manganese	55	1	0.14	U								

TestAmerica North Canton

Metals Data Reporting Form

Continuing Calibration Blank Results

Instrument: ICPMS **Units:** ug/L

Chart Number: I80908A.csv

Standard Source: _____ **Standard ID:** _____

Element	WL/ Mass	Report Limit	CCB 09/08/09 10:02 AM Found	Q	CCB 09/08/09 10:55 AM Found	Q	CCB 09/08/09 11:51 AM Found	Q	Found	Q	Found	Q
Manganese	55	1	0.14	U	0.14	U	**0.16**	**B**				

5.21.0

U Result is less than the IDL

B Result is between IDL and RL

Form 3 Equivalent

TestAmerica North Canton

Metals Data Reporting Form

Initial Calibration Blank Results

Instrument: ICPMS **Units:** ug/L

Chart Number: I80910A.csv

Standard Source: _____ **Standard ID:** _____

Element	WL/ Mass	Report Limit	ICB 09/10/09 2:53 PM Found	Q	Found	Q	Found	Q	Found	Q	Found	Q
Iron	56	50	11	U								
Manganese	55	1	0.14	U								

5.21.0

U Result is less than the IDL

B Result is between IDL and RL

Form 3 Equivalent

TestAmerica North Canton

Metals Data Reporting Form

Continuing Calibration Blank Results

Instrument: ICPMS **Units:** ug/L

Chart Number: I80910A.csv

Standard Source: _____ **Standard ID:** _____

Element	WL/ Mass	Report Limit	CCB 09/10/09 3:21 PM Found	Q	CCB 2 09/10/09 4:58 PM Found	Q	CCB 3 09/10/09 5:51 PM Found	Q	CCB 4 09/10/09 6:44 PM Found	Q	CCB 6 09/10/09 7:38 PM Found	Q
Iron	56	50	11	U	11	U	11	U	**11.8**	**B**	**25.4**	**B**
Manganese	55	1	0.14	U	**0.22**	**B**	**0.25**	**B**	**0.34**	**B**	**0.47**	**B**

5.21.0

U Result is less than the IDL

B Result is between IDL and RL

Form 3 Equivalent

TestAmerica North Canton

Metals Data Reporting Form

Initial Calibration Blank Results

Instrument: ICPMS **Units:** ug/L

Chart Number: I80916A.csv

Standard Source: _____ **Standard ID:** _____

Element	WL/ Mass	Report Limit	ICB 09/16/09 7:49 AM Found	Q	Found	Q	Found	Q	Found	Q	Found	Q
Antimony	121	2	**0.12**	**B**								
Arsenic	75	5	0.21	U								
Barium	137	1	0.052	U								
Beryllium	9	1	0.037	U								
Cadmium	111	1	0.027	U								
Chromium	52	2	0.066	U								
Cobalt	59	1	0.033	U								
Copper	65	2	0.064	U								
Iron	56	50	11	U								
Lead	208	1	0.034	U								
Manganese	55	1	0.14	U								
Molybdenum	95	2	0.2	U								
Nickel	60	2	0.1	U								
Selenium	78	5	**-0.18**	**B**								
Silver	107	1	0.033	U								
Thallium	205	1	**0.22**	**B**								
Vanadium	51	20	0.6	U								
Zinc	66	20	0.85	U								

U Result is less than the IDL

B Result is between IDL and RL

Form 3 Equivalent

TestAmerica North Canton

Metals Data Reporting Form

Continuing Calibration Blank Results

Instrument: ICPMS **Units:** ug/L

Chart Number: I80916A.csv

Standard Source: _____ **Standard ID:** _____

Element	WL/ Mass	Report Limit	CCB 09/16/09 8:16 AM Found	Q	CCB 1 09/16/09 9:13 AM Found	Q	CCB 2 09/16/09 10:05 AM Found	Q	Found	Q	Found	Q
Antimony	121	2	**0.062**	**B**	**0.087**	**B**	**0.086**	**B**				
Arsenic	75	5	0.21	U	0.21	U	0.21	U				
Barium	137	1	0.052	U	0.052	U	0.052	U				
Beryllium	9	1	0.037	U	0.037	U	0.037	U				
Cadmium	111	1	0.027	U	0.027	U	0.027	U				
Chromium	52	2	0.066	U	0.066	U	0.066	U				
Cobalt	59	1	0.033	U	0.033	U	0.033	U				
Copper	65	2	0.064	U	0.064	U	0.064	U				
Iron	56	50	11	U	11	U	11	U				
Lead	208	1	0.034	U	0.034	U	0.034	U				
Manganese	55	1	0.14	U	0.14	U	0.14	U				
Molybdenum	95	2	**0.48**	**B**	**0.21**	**B**	0.2	U				
Nickel	60	2	0.1	U	0.1	U	0.1	U				
Selenium	78	5	**-0.21**	**B**	0.14	U	0.14	U				
Silver	107	1	0.033	U	0.033	U	0.033	U				
Thallium	205	1	**0.15**	**B**	**0.19**	**B**	**0.19**	**B**				
Vanadium	51	20	0.6	U	0.6	U	0.6	U				
Zinc	66	20	0.85	U	0.85	U	0.85	U				

U Result is less than the IDL
B Result is between IDL and RL

Form 3 Equivalent

METHOD BLANK REPORT

TOTAL Metals

same as method filtered blanks

Client Lot #...: 9H26266 Matrix.....: WATER

PARAMETER	RESULT	REPORTING LIMIT	UNITS	METHOD	PREPARATION-ANALYSIS DATE	WORK ORDER #
MB Lot-Sample #: ~~A9H270~~000-019 Prep Batch #...: 9239019						
Antimony	0.10 B	2.0	ug/L	SW846 6020	08/27-09/03/09	LJT881AA
		Dilution Factor: 1				
		Analysis Time..: 15:54		Analyst ID.....: 002260	Instrument ID..: I8	
Arsenic	ND	5.0	ug/L	SW846 6020	08/27-09/03/09	LJT881AC
		Dilution Factor: 1				
		Analysis Time..: 15:54		Analyst ID.....: 002260	Instrument ID..: I8	
Barium	0.96 B	1.0	ug/L	SW846 6020	08/27-09/03/09	LJT881AD
		Dilution Factor: 1				
		Analysis Time..: 15:54		Analyst ID.....: 002260	Instrument ID..: I8	
Beryllium	ND	1.0	ug/L	SW846 6020	08/27-09/03/09	LJT881AE
		Dilution Factor: 1				
		Analysis Time..: 15:54		Analyst ID.....: 002260	Instrument ID..: I8	
Cadmium	ND	1.0	ug/L	SW846 6020	08/27-09/03/09	LJT881AF
		Dilution Factor: 1				
		Analysis Time..: 15:54		Analyst ID.....: 002260	Instrument ID..: I8	
Chromium	0.53 B	2.0	ug/L	SW846 6020	08/27-09/03/09	LJT881AV
		Dilution Factor: 1				
		Analysis Time..: 15:54		Analyst ID.....: 002260	Instrument ID..: I8	
Cobalt	ND	1.0	ug/L	SW846 6020	08/27-09/03/09	LJT881AG
		Dilution Factor: 1				
		Analysis Time..: 15:54		Analyst ID.....: 002260	Instrument ID..: I8	
Copper	0.80 B	2.0	ug/L	SW846 6020	08/27-09/03/09	LJT881AH
		Dilution Factor: 1				
		Analysis Time..: 15:54		Analyst ID.....: 002260	Instrument ID..: I8	
Iron	24.7 B	50.0	ug/L	SW846 6020	08/27-09/03/09	LJT881AJ
		Dilution Factor: 1				
		Analysis Time..: 15:54		Analyst ID.....: 002260	Instrument ID..: I8	
Lead	0.068 B	1.0	ug/L	SW846 6020	08/27-09/03/09	LJT881AK
		Dilution Factor: 1				
		Analysis Time..: 15:54		Analyst ID.....: 002260	Instrument ID..: I8	
Manganese	0.80 B	1.0	ug/L	SW846 6020	08/27-09/03/09	LJT881AL
		Dilution Factor: 1				
		Analysis Time..: 15:54		Analyst ID.....: 002260	Instrument ID..: I8	

(Continued on next page)

METHOD BLANK REPORT

TOTAL Metals

Client Lot #...: 9H26266 **Matrix.....:** WATER

PARAMETER	RESULT	REPORTING LIMIT	UNITS	METHOD	PREPARATION-ANALYSIS DATE	WORK ORDER #
Molybdenum	ND	2.0	ug/L	SW846 6020	08/27-09/03/09	LJT881AM
		Dilution Factor: 1				
		Analysis Time..: 15:54		Analyst ID.....: 002260	Instrument ID..: I8	
Nickel	**0.21 B**	**2.0**	**ug/L**	**SW846 6020**	**08/27-09/03/09**	**LJT881AN**
		Dilution Factor: 1				
		Analysis Time..: 15:54		Analyst ID.....: 002260	Instrument ID..: I8	
Selenium	ND	5.0	ug/L	SW846 6020	08/27-09/03/09	LJT881AP
		Dilution Factor: 1				
		Analysis Time..: 15:54		Analyst ID.....: 002260	Instrument ID..: I8	
Silver	ND	1.0	ug/L	SW846 6020	08/27-09/03/09	LJT881AQ
		Dilution Factor: 1				
		Analysis Time..: 15:54		Analyst ID.....: 002260	Instrument ID..: I8	
Thallium	ND	1.0	ug/L	SW846 6020	08/27-09/03/09	LJT881AR
		Dilution Factor: 1				
		Analysis Time..: 15:54		Analyst ID.....: 002260	Instrument ID..: I8	
Vanadium	ND	20.0	ug/L	SW846 6020	08/27-09/03/09	LJT881AT
		Dilution Factor: 1				
		Analysis Time..: 15:54		Analyst ID.....: 002260	Instrument ID..: I8	
Zinc	**6.0 B**	**20.0**	**ug/L**	**SW846 6020**	**08/27-09/03/09**	**LJT881AU**
		Dilution Factor: 1				
		Analysis Time..: 15:54		Analyst ID.....: 002260	Instrument ID..: I8	
Mercury	ND	0.20	ug/L	SW846 7470A	08/27-08/28/09	LJT881AW
		Dilution Factor: 1				
		Analysis Time..: 12:26		Analyst ID.....: 001576	Instrument ID..: H1	

MB Lot-Sample #: A9H280000-019 **Prep Batch #...:** 9240019

Antimony	ND	2.0	ug/L	SW846 6020	08/28-09/04/09	LJXQ31AA
		Dilution Factor: 1				
		Analysis Time..: 19:47		Analyst ID.....: 002260	Instrument ID..: I8	
Arsenic	ND	5.0	ug/L	SW846 6020	08/28-09/04/09	LJXQ31AC
		Dilution Factor: 1				
		Analysis Time..: 19:47		Analyst ID.....: 002260	Instrument ID..: I8	
Barium	**0.60 B**	**1.0**	**ug/L**	**SW846 6020**	**08/28-09/04/09**	**LJXQ31AD**
		Dilution Factor: 1				
		Analysis Time..: 19:47		Analyst ID.....: 002260	Instrument ID..: I8	

(Continued on next page)

METHOD BLANK REPORT

TOTAL Metals

Client Lot #...: 9H26266 Matrix.....: WATER

PARAMETER	RESULT	REPORTING LIMIT	UNITS	METHOD	PREPARATION-ANALYSIS DATE	WORK ORDER #
Beryllium	ND	1.0	ug/L	SW846 6020	08/28-09/04/09	LJXQ31AE
		Dilution Factor: 1				
		Analysis Time..: 19:47		Analyst ID.....: 002260	Instrument ID..: I8	
Cadmium	ND	1.0	ug/L	SW846 6020	08/28-09/04/09	LJXQ31AF
		Dilution Factor: 1				
		Analysis Time..: 19:47		Analyst ID.....: 002260	Instrument ID..: I8	
Chromium	0.37 B	2.0	ug/L	SW846 6020	08/28-09/04/09	LJXQ31AV
		Dilution Factor: 1				
		Analysis Time..: 19:47		Analyst ID.....: 002260	Instrument ID..: I8	
Cobalt	ND	1.0	ug/L	SW846 6020	08/28-09/04/09	LJXQ31AG
		Dilution Factor: 1				
		Analysis Time..: 19:47		Analyst ID.....: 002260	Instrument ID..: I8	
Copper	0.39 B	2.0	ug/L	SW846 6020	08/28-09/04/09	LJXQ31AH
		Dilution Factor: 1				
		Analysis Time..: 19:47		Analyst ID.....: 002260	Instrument ID..: I8	
Iron	26.2 B	50.0	ug/L	SW846 6020	08/28-09/04/09	LJXQ31AJ
		Dilution Factor: 1				
		Analysis Time..: 19:47		Analyst ID.....: 002260	Instrument ID..: I8	
Lead	0.28 B	1.0	ug/L	SW846 6020	08/28-09/04/09	LJXQ31AK
		Dilution Factor: 1				
		Analysis Time..: 19:47		Analyst ID.....: 002260	Instrument ID..: I8	
Manganese	0.70 B	1.0	ug/L	SW846 6020	08/28-09/04/09	LJXQ31AL
		Dilution Factor: 1				
		Analysis Time..: 19:47		Analyst ID.....: 002260	Instrument ID..: I8	
Molybdenum	ND	2.0	ug/L	SW846 6020	08/28-09/04/09	LJXQ31AM
		Dilution Factor: 1				
		Analysis Time..: 19:47		Analyst ID.....: 002260	Instrument ID..: I8	
Nickel	ND	2.0	ug/L	SW846 6020	08/28-09/04/09	LJXQ31AN
		Dilution Factor: 1				
		Analysis Time..: 19:47		Analyst ID.....: 002260	Instrument ID..: I8	
Selenium	ND	5.0	ug/L	SW846 6020	08/28-09/04/09	LJXQ31AP
		Dilution Factor: 1				
		Analysis Time..: 19:47		Analyst ID.....: 002260	Instrument ID..: I8	
Silver	ND	1.0	ug/L	SW846 6020	08/28-09/04/09	LJXQ31AQ
		Dilution Factor: 1				
		Analysis Time..: 19:47		Analyst ID.....: 002260	Instrument ID..: I8	

(Continued on next page)

METHOD BLANK REPORT

TOTAL Metals

Client Lot #...: 9H26266 **Matrix.....:** WATER

PARAMETER	RESULT	REPORTING LIMIT	UNITS	METHOD	PREPARATION-ANALYSIS DATE	WORK ORDER #
Thallium	ND	1.0	ug/L	SW846 6020	08/28-09/04/09	LJXQ31AR
		Dilution Factor: 1				
		Analysis Time..: 19:47		Analyst ID.....: 002260	Instrument ID..: I8	
Vanadium	ND	20.0	ug/L	SW846 6020	08/28-09/04/09	LJXQ31AT
		Dilution Factor: 1				
		Analysis Time..: 19:47		Analyst ID.....: 002260	Instrument ID..: I8	
Zinc	8.1 B	**20.0**	**ug/L**	**SW846 6020**	**08/28-09/04/09**	**LJXQ31AU**
		Dilution Factor: 1				
		Analysis Time..: 19:47		Analyst ID.....: 002260	Instrument ID..: I8	
Mercury	ND	0.20	ug/L	SW846 7470A	08/28/09	LJXQ31AW
		Dilution Factor: 1				
		Analysis Time..: 16:35		Analyst ID.....: 001576	Instrument ID..: H1	

MB Lot-Sample #: A9H310000-019 **Prep Batch #...:** 9243019

Antimony	ND	2.0	ug/L	SW846 6020	08/31-09/04/09	LJ3AD1AA
		Dilution Factor: 1				
		Analysis Time..: 23:49		Analyst ID.....: 002260	Instrument ID..: I8	
Arsenic	ND	5.0	ug/L	SW846 6020	08/31-09/04/09	LJ3AD1AC
		Dilution Factor: 1				
		Analysis Time..: 23:49		Analyst ID.....: 002260	Instrument ID..: I8	
Barium	1.1	**1.0**	**ug/L**	**SW846 6020**	**08/31-09/04/09**	**LJ3AD1AD**
		Dilution Factor: 1				
		Analysis Time..: 23:49		Analyst ID.....: 002260	Instrument ID..: I8	
Beryllium	ND	1.0	ug/L	SW846 6020	08/31-09/04/09	LJ3AD1AE
		Dilution Factor: 1				
		Analysis Time..: 23:49		Analyst ID.....: 002260	Instrument ID..: I8	
Cadmium	ND	1.0	ug/L	SW846 6020	08/31-09/04/09	LJ3AD1AF
		Dilution Factor: 1				
		Analysis Time..: 23:49		Analyst ID.....: 002260	Instrument ID..: I8	
Chromium	0.24 B	**2.0**	**ug/L**	**SW846 6020**	**08/31-09/04/09**	**LJ3AD1AV**
		Dilution Factor: 1				
		Analysis Time..: 23:49		Analyst ID.....: 002260	Instrument ID..: I8	
Cobalt	ND	1.0	ug/L	SW846 6020	08/31-09/04/09	LJ3AD1AG
		Dilution Factor: 1				
		Analysis Time..: 23:49		Analyst ID.....: 002260	Instrument ID..: I8	

(Continued on next page)

METHOD BLANK REPORT

TOTAL Metals

Client Lot #...: 9H26266 **Matrix.....:** WATER

PARAMETER	RESULT	REPORTING LIMIT	UNITS	METHOD	PREPARATION-ANALYSIS DATE	WORK ORDER #
Copper	**0.84 B**	**2.0**	**ug/L**	**SW846 6020**	**08/31-09/04/09**	**LJ3AD1AH**
		Dilution Factor: 1				
		Analysis Time..: 23:49		Analyst ID.....: 002260	Instrument ID..: I8	
Iron	**33.4 B**	**50.0**	**ug/L**	**SW846 6020**	**08/31-09/04/09**	**LJ3AD1AJ**
		Dilution Factor: 1				
		Analysis Time..: 23:49		Analyst ID.....: 002260	Instrument ID..: I8	
Lead	**0.12 B**	**1.0**	**ug/L**	**SW846 6020**	**08/31-09/04/09**	**LJ3AD1AK**
		Dilution Factor: 1				
		Analysis Time..: 23:49		Analyst ID.....: 002260	Instrument ID..: I8	
Manganese	**0.60 B**	**1.0**	**ug/L**	**SW846 6020**	**08/31-09/10/09**	**LJ3AD1AL**
		Dilution Factor: 1				
		Analysis Time..: 17:24		Analyst ID.....: 002260	Instrument ID..: I8	
Molybdenum	ND	2.0	ug/L	SW846 6020	08/31-09/04/09	LJ3AD1AM
		Dilution Factor: 1				
		Analysis Time..: 23:49		Analyst ID.....: 002260	Instrument ID..: I8	
Nickel	**0.17 B**	**2.0**	**ug/L**	**SW846 6020**	**08/31-09/04/09**	**LJ3AD1AN**
		Dilution Factor: 1				
		Analysis Time..: 23:49		Analyst ID.....: 002260	Instrument ID..: I8	
Selenium	ND	5.0	ug/L	SW846 6020	08/31-09/04/09	LJ3AD1AP
		Dilution Factor: 1				
		Analysis Time..: 23:49		Analyst ID.....: 002260	Instrument ID..: I8	
Silver	ND	1.0	ug/L	SW846 6020	08/31-09/04/09	LJ3AD1AQ
		Dilution Factor: 1				
		Analysis Time..: 23:49		Analyst ID.....: 002260	Instrument ID..: I8	
Thallium	ND	1.0	ug/L	SW846 6020	08/31-09/04/09	LJ3AD1AR
		Dilution Factor: 1				
		Analysis Time..: 23:49		Analyst ID.....: 002260	Instrument ID..: I8	
Vanadium	ND	20.0	ug/L	SW846 6020	08/31-09/04/09	LJ3AD1AT
		Dilution Factor: 1				
		Analysis Time..: 23:49		Analyst ID.....: 002260	Instrument ID..: I8	
Zinc	**7.0 B**	**20.0**	**ug/L**	**SW846 6020**	**08/31-09/04/09**	**LJ3AD1AU**
		Dilution Factor: 1				
		Analysis Time..: 23:49		Analyst ID.....: 002260	Instrument ID..: I8	
Mercury	ND	0.20	ug/L	SW846 7470A	08/31-09/01/09	LJ3AD1AW
		Dilution Factor: 1				
		Analysis Time..: 13:43		Analyst ID.....: 001576	Instrument ID..: H1	

(Continued on next page)

METHOD BLANK REPORT

TOTAL Metals

Client Lot #...: 9H26266 **Matrix.....:** WATER

PARAMETER	RESULT	REPORTING LIMIT	UNITS	METHOD	PREPARATION-ANALYSIS DATE	WORK ORDER #
MB Lot-Sample #: A9I020000-025 **Prep Batch #...:** 9245025						
Antimony	0.073 B	2.0	ug/L	**SW846 6020**	**09/02-09/16/09**	**LJ6N91AA**
		Dilution Factor: 1				
		Analysis Time..: 08:21		Analyst ID.....: 002260	Instrument ID..: I8	
Arsenic	ND	5.0	ug/L	SW846 6020	09/02-09/16/09	LJ6N91AC
		Dilution Factor: 1				
		Analysis Time..: 08:21		Analyst ID.....: 002260	Instrument ID..: I8	
Barium	0.42 B	1.0	ug/L	**SW846 6020**	**09/02-09/16/09**	**LJ6N91AD**
		Dilution Factor: 1				
		Analysis Time..: 08:21		Analyst ID.....: 002260	Instrument ID..: I8	
Beryllium	ND	1.0	ug/L	SW846 6020	09/02-09/16/09	LJ6N91AE
		Dilution Factor: 1				
		Analysis Time..: 08:21		Analyst ID.....: 002260	Instrument ID..: I8	
Cadmium	0.030 B	1.0	ug/L	**SW846 6020**	**09/02-09/16/09**	**LJ6N91AF**
		Dilution Factor: 1				
		Analysis Time..: 08:21		Analyst ID.....: 002260	Instrument ID..: I8	
Chromium	0.26 B	2.0	ug/L	**SW846 6020**	**09/02-09/16/09**	**LJ6N91AV**
		Dilution Factor: 1				
		Analysis Time..: 08:21		Analyst ID.....: 002260	Instrument ID..: I8	
Cobalt	ND	1.0	ug/L	SW846 6020	09/02-09/16/09	LJ6N91AG
		Dilution Factor: 1				
		Analysis Time..: 08:21		Analyst ID.....: 002260	Instrument ID..: I8	
Copper	0.34 B	2.0	ug/L	**SW846 6020**	**09/02-09/16/09**	**LJ6N91AH**
		Dilution Factor: 1				
		Analysis Time..: 08:21		Analyst ID.....: 002260	Instrument ID..: I8	
Iron	20.2 B	50.0	ug/L	**SW846 6020**	**09/02-09/16/09**	**LJ6N91AJ**
		Dilution Factor: 1				
		Analysis Time..: 08:21		Analyst ID.....: 002260	Instrument ID..: I8	
Lead	ND	1.0	ug/L	SW846 6020	09/02-09/16/09	LJ6N91AK
		Dilution Factor: 1				
		Analysis Time..: 08:21		Analyst ID.....: 002260	Instrument ID..: I8	
Manganese	0.37 B	1.0	ug/L	**SW846 6020**	**09/02-09/16/09**	**LJ6N91AL**
		Dilution Factor: 1				
		Analysis Time..: 08:21		Analyst ID.....: 002260	Instrument ID..: I8	

(Continued on next page)

METHOD BLANK REPORT

TOTAL Metals

Client Lot #...: 9H26266

Matrix.....: WATER

PARAMETER	RESULT	REPORTING LIMIT	UNITS	METHOD	PREPARATION-ANALYSIS DATE	WORK ORDER #
Molybdenum	0.30 B	2.0	ug/L	SW846 6020	09/02-09/16/09	LJ6N91AM
		Dilution Factor: 1				
		Analysis Time..: 08:21		Analyst ID.....: 002260	Instrument ID..: I8	
Nickel	0.27 B	2.0	ug/L	SW846 6020	09/02-09/16/09	LJ6N91AN
		Dilution Factor: 1				
		Analysis Time..: 08:21		Analyst ID.....: 002260	Instrument ID..: I8	
Selenium	ND	5.0	ug/L	SW846 6020	09/02-09/16/09	LJ6N91AP
		Dilution Factor: 1				
		Analysis Time..: 08:21		Analyst ID.....: 002260	Instrument ID..: I8	
Silver	ND	1.0	ug/L	SW846 6020	09/02-09/16/09	LJ6N91AQ
		Dilution Factor: 1				
		Analysis Time..: 08:21		Analyst ID.....: 002260	Instrument ID..: I8	
Thallium	0.12 B	1.0	ug/L	SW846 6020	09/02-09/16/09	LJ6N91AR
		Dilution Factor: 1				
		Analysis Time..: 08:21		Analyst ID.....: 002260	Instrument ID..: I8	
Vanadium	ND	20.0	ug/L	SW846 6020	09/02-09/16/09	LJ6N91AT
		Dilution Factor: 1				
		Analysis Time..: 08:21		Analyst ID.....: 002260	Instrument ID..: I8	
Zinc	4.1 B	20.0	ug/L	SW846 6020	09/02-09/16/09	LJ6N91AU
		Dilution Factor: 1				
		Analysis Time..: 08:21		Analyst ID.....: 002260	Instrument ID..: I8	
Mercury	ND	0.20	ug/L	SW846 7470A	09/02/09	LJ6N91AW
		Dilution Factor: 1				
		Analysis Time..: 14:01		Analyst ID.....: 001576	Instrument ID..: H1	

NOTE(S):

Calculations are performed before rounding to avoid round-off errors in calculated results.

B Estimated result. Result is less than RL.

METHOD BLANK REPORT

DISSOLVED Metals

Same as total blanks

Client Lot #...: 9H26266 Matrix.....: WATER

PARAMETER	RESULT	REPORTING LIMIT	UNITS	METHOD	PREPARATION-ANALYSIS DATE	WORK ORDER #
MB Lot-Sample #: A9H270000-019 Prep Batch #...: 9239019						
Antimony	0.10 B	2.0	ug/L	SW846 6020	08/27-09/03/09	LJT881CW
		Dilution Factor: 1				
		Analysis Time..: 15:54		Analyst ID.....: 002260	Instrument ID..: I8	
Arsenic	ND	5.0	ug/L	SW846 6020	08/27-09/03/09	LJT881CX
		Dilution Factor: 1				
		Analysis Time..: 15:54		Analyst ID.....: 002260	Instrument ID..: I8	
Barium	0.96 B	1.0	ug/L	SW846 6020	08/27-09/03/09	LJT881C0
		Dilution Factor: 1				
		Analysis Time..: 15:54		Analyst ID.....: 002260	Instrument ID..: I8	
Beryllium	ND	1.0	ug/L	SW846 6020	08/27-09/03/09	LJT881C1
		Dilution Factor: 1				
		Analysis Time..: 15:54		Analyst ID.....: 002260	Instrument ID..: I8	
Cadmium	ND	1.0	ug/L	SW846 6020	08/27-09/03/09	LJT881C2
		Dilution Factor: 1				
		Analysis Time..: 15:54		Analyst ID.....: 002260	Instrument ID..: I8	
Chromium	0.53 B	2.0	ug/L	SW846 6020	08/27-09/03/09	LJT881DG
		Dilution Factor: 1				
		Analysis Time..: 15:54		Analyst ID.....: 002260	Instrument ID..: I8	
Cobalt	ND	1.0	ug/L	SW846 6020	08/27-09/03/09	LJT881C3
		Dilution Factor: 1				
		Analysis Time..: 15:54		Analyst ID.....: 002260	Instrument ID..: I8	
Copper	0.80 B	2.0	ug/L	SW846 6020	08/27-09/03/09	LJT881C4
		Dilution Factor: 1				
		Analysis Time..: 15:54		Analyst ID.....: 002260	Instrument ID..: I8	
Iron	24.7 B	50.0	ug/L	SW846 6020	08/27-09/03/09	LJT881C5
		Dilution Factor: 1				
		Analysis Time..: 15:54		Analyst ID.....: 002260	Instrument ID..: I8	
Lead	0.068 B	1.0	ug/L	SW846 6020	08/27-09/03/09	LJT881C6
		Dilution Factor: 1				
		Analysis Time..: 15:54		Analyst ID.....: 002260	Instrument ID..: I8	
Manganese	0.80 B	1.0	ug/L	SW846 6020	08/27-09/03/09	LJT881C7
		Dilution Factor: 1				
		Analysis Time..: 15:54		Analyst ID.....: 002260	Instrument ID..: I8	

(Continued on next page)

METHOD BLANK REPORT

DISSOLVED Metals

Client Lot #...: 9H26266 **Matrix.....:** WATER

PARAMETER	RESULT	REPORTING LIMIT	UNITS	METHOD	PREPARATION-ANALYSIS DATE	WORK ORDER #
Molybdenum	ND	2.0	ug/L	SW846 6020	08/27-09/03/09	LJT881C8
		Dilution Factor: 1				
		Analysis Time..: 15:54		Analyst ID.....: 002260	Instrument ID..: I8	
Nickel	**0.21 B**	**2.0**	**ug/L**	**SW846 6020**	**08/27-09/03/09**	**LJT881C9**
		Dilution Factor: 1				
		Analysis Time..: 15:54		Analyst ID.....: 002260	Instrument ID..: I8	
Selenium	ND	5.0	ug/L	SW846 6020	08/27-09/03/09	LJT881DA
		Dilution Factor: 1				
		Analysis Time..: 15:54		Analyst ID.....: 002260	Instrument ID..: I8	
Silver	ND	1.0	ug/L	SW846 6020	08/27-09/03/09	LJT881DC
		Dilution Factor: 1				
		Analysis Time..: 15:54		Analyst ID.....: 002260	Instrument ID..: I8	
Thallium	ND	1.0	ug/L	SW846 6020	08/27-09/03/09	LJT881DD
		Dilution Factor: 1				
		Analysis Time..: 15:54		Analyst ID.....: 002260	Instrument ID..: I8	
Vanadium	ND	20.0	ug/L	SW846 6020	08/27-09/03/09	LJT881DE
		Dilution Factor: 1				
		Analysis Time..: 15:54		Analyst ID.....: 002260	Instrument ID..: I8	
Zinc	**6.0 B**	**20.0**	**ug/L**	**SW846 6020**	**08/27-09/03/09**	**LJT881DF**
		Dilution Factor: 1				
		Analysis Time..: 15:54		Analyst ID.....: 002260	Instrument ID..: I8	
Mercury	ND	0.20	ug/L	SW846 7470A	08/27-08/28/09	LJT881DH
		Dilution Factor: 1				
		Analysis Time..: 12:26		Analyst ID.....: 001576	Instrument ID..: H1	

MB Lot-Sample #: A9H280000-019 **Prep Batch #...:** 9240019

Antimony	ND	2.0	ug/L	SW846 6020	08/28-09/04/09	LJXQ31CK
		Dilution Factor: 1				
		Analysis Time..: 19:47		Analyst ID.....: 002260	Instrument ID..: I8	
Arsenic	ND	5.0	ug/L	SW846 6020	08/28-09/04/09	LJXQ31CL
		Dilution Factor: 1				
		Analysis Time..: 19:47		Analyst ID.....: 002260	Instrument ID..: I8	
Barium	**0.60 B**	**1.0**	**ug/L**	**SW846 6020**	**08/28-09/04/09**	**LJXQ31CM**
		Dilution Factor: 1				
		Analysis Time..: 19:47		Analyst ID.....: 002260	Instrument ID..: I8	

(Continued on next page)

METHOD BLANK REPORT

DISSOLVED Metals

Client Lot #...: 9H26266 Matrix.....: WATER

PARAMETER	RESULT	REPORTING LIMIT	UNITS	METHOD	PREPARATION-ANALYSIS DATE	WORK ORDER #
Beryllium	ND	1.0	ug/L	SW846 6020	08/28-09/04/09	LJXQ31CN
		Dilution Factor: 1				
		Analysis Time..: 19:47		Analyst ID.....: 002260	Instrument ID..: I8	
Cadmium	ND	1.0	ug/L	SW846 6020	08/28-09/04/09	LJXQ31CP
		Dilution Factor: 1				
		Analysis Time..: 19:47		Analyst ID.....: 002260	Instrument ID..: I8	
Chromium	**0.37 B**	**2.0**	**ug/L**	**SW846 6020**	**08/28-09/04/09**	**LJXQ31C5**
		Dilution Factor: 1				
		Analysis Time..: 19:47		Analyst ID.....: 002260	Instrument ID..: I8	
Cobalt	ND	1.0	ug/L	SW846 6020	08/28-09/04/09	LJXQ31CQ
		Dilution Factor: 1				
		Analysis Time..: 19:47		Analyst ID.....: 002260	Instrument ID..: I8	
Copper	**0.39 B**	**2.0**	**ug/L**	**SW846 6020**	**08/28-09/04/09**	**LJXQ31CR**
		Dilution Factor: 1				
		Analysis Time..: 19:47		Analyst ID.....: 002260	Instrument ID..: I8	
Iron	**26.2 B**	**50.0**	**ug/L**	**SW846 6020**	**08/28-09/04/09**	**LJXQ31CT**
		Dilution Factor: 1				
		Analysis Time..: 19:47		Analyst ID.....: 002260	Instrument ID..: I8	
Lead	**0.28 B**	**1.0**	**ug/L**	**SW846 6020**	**08/28-09/04/09**	**LJXQ31CU**
		Dilution Factor: 1				
		Analysis Time..: 19:47		Analyst ID.....: 002260	Instrument ID..: I8	
Manganese	**0.70 B**	**1.0**	**ug/L**	**SW846 6020**	**08/28-09/04/09**	**LJXQ31CV**
		Dilution Factor: 1				
		Analysis Time..: 19:47		Analyst ID.....: 002260	Instrument ID..: I8	
Molybdenum	ND	2.0	ug/L	SW846 6020	08/28-09/04/09	LJXQ31CW
		Dilution Factor: 1				
		Analysis Time..: 19:47		Analyst ID.....: 002260	Instrument ID..: I8	
Nickel	ND	2.0	ug/L	SW846 6020	08/28-09/04/09	LJXQ31CX
		Dilution Factor: 1				
		Analysis Time..: 19:47		Analyst ID.....: 002260	Instrument ID..: I8	
Selenium	ND	5.0	ug/L	SW846 6020	08/28-09/04/09	LJXQ31C0
		Dilution Factor: 1				
		Analysis Time..: 19:47		Analyst ID.....: 002260	Instrument ID..: I8	
Silver	ND	1.0	ug/L	SW846 6020	08/28-09/04/09	LJXQ31C1
		Dilution Factor: 1				
		Analysis Time..: 19:47		Analyst ID.....: 002260	Instrument ID..: I8	

(Continued on next page)

METHOD BLANK REPORT

DISSOLVED Metals

Client Lot #...: 9H26266 **Matrix.....:** WATER

PARAMETER	RESULT	REPORTING LIMIT	UNITS	METHOD	PREPARATION-ANALYSIS DATE	WORK ORDER #
Thallium	ND	1.0	ug/L	SW846 6020	08/28-09/04/09	LJXQ31C2
		Dilution Factor: 1				
		Analysis Time..: 19:47		Analyst ID.....: 002260	Instrument ID..: I8	
Vanadium	ND	20.0	ug/L	SW846 6020	08/28-09/04/09	LJXQ31C3
		Dilution Factor: 1				
		Analysis Time..: 19:47		Analyst ID.....: 002260	Instrument ID..: I8	
Zinc	**8.1 B**	**20.0**	**ug/L**	**SW846 6020**	**08/28-09/04/09**	**LJXQ31C4**
		Dilution Factor: 1				
		Analysis Time..: 19:47		Analyst ID.....: 002260	Instrument ID..: I8	
Mercury	ND	0.20	ug/L	SW846 7470A	08/28/09	LJXQ31C6
		Dilution Factor: 1				
		Analysis Time..: 16:35		Analyst ID.....: 001576	Instrument ID..: H1	

MB Lot-Sample #: A9H310000-019 **Prep Batch #...:** 9243019

Antimony	ND	2.0	ug/L	SW846 6020	08/31-09/04/09	LJ3AD1CK
		Dilution Factor: 1				
		Analysis Time..: 23:49		Analyst ID.....: 002260	Instrument ID..: I8	
Arsenic	ND	5.0	ug/L	SW846 6020	08/31-09/04/09	LJ3AD1CL
		Dilution Factor: 1				
		Analysis Time..: 23:49		Analyst ID.....: 002260	Instrument ID..: I8	
Barium	**1.1**	**1.0**	**ug/L**	**SW846 6020**	**08/31-09/04/09**	**LJ3AD1CM**
		Dilution Factor: 1				
		Analysis Time..: 23:49		Analyst ID.....: 002260	Instrument ID..: I8	
Beryllium	ND	1.0	ug/L	SW846 6020	08/31-09/04/09	LJ3AD1CN
		Dilution Factor: 1				
		Analysis Time..: 23:49		Analyst ID.....: 002260	Instrument ID..: I8	
Cadmium	ND	1.0	ug/L	SW846 6020	08/31-09/04/09	LJ3AD1CP
		Dilution Factor: 1				
		Analysis Time..: 23:49		Analyst ID.....: 002260	Instrument ID..: I8	
Chromium	**0.24 B**	**2.0**	**ug/L**	**SW846 6020**	**08/31-09/04/09**	**LJ3AD1C5**
		Dilution Factor: 1				
		Analysis Time..: 23:49		Analyst ID.....: 002260	Instrument ID..: I8	
Cobalt	ND	1.0	ug/L	SW846 6020	08/31-09/04/09	LJ3AD1CQ
		Dilution Factor: 1				
		Analysis Time..: 23:49		Analyst ID.....: 002260	Instrument ID..: I8	

(Continued on next page)

METHOD BLANK REPORT

DISSOLVED Metals

Client Lot #...: 9H26266 Matrix.....: WATER

PARAMETER	RESULT	REPORTING LIMIT	UNITS	METHOD	PREPARATION-ANALYSIS DATE	WORK ORDER #
Copper	**0.84 B**	**2.0**	**ug/L**	**SW846 6020**	**08/31-09/04/09**	**LJ3AD1CR**
		Dilution Factor: 1				
		Analysis Time..: 23:49		Analyst ID.....: 002260	Instrument ID..: I8	
Iron	**33.4 B**	**50.0**	**ug/L**	**SW846 6020**	**08/31-09/04/09**	**LJ3AD1CT**
		Dilution Factor: 1				
		Analysis Time..: 23:49		Analyst ID.....: 002260	Instrument ID..: I8	
Lead	**0.12 B**	**1.0**	**ug/L**	**SW846 6020**	**08/31-09/04/09**	**LJ3AD1CU**
		Dilution Factor: 1				
		Analysis Time..: 23:49		Analyst ID.....: 002260	Instrument ID..: I8	
Manganese	**0.60 B**	**1.0**	**ug/L**	**SW846 6020**	**08/31-09/10/09**	**LJ3AD1CV**
		Dilution Factor: 1				
		Analysis Time..: 17:24		Analyst ID.....: 002260	Instrument ID..: I8	
Molybdenum	ND	2.0	ug/L	SW846 6020	08/31-09/04/09	LJ3AD1CW
		Dilution Factor: 1				
		Analysis Time..: 23:49		Analyst ID.....: 002260	Instrument ID..: I8	
Nickel	**0.17 B**	**2.0**	**ug/L**	**SW846 6020**	**08/31-09/04/09**	**LJ3AD1CX**
		Dilution Factor: 1				
		Analysis Time..: 23:49		Analyst ID.....: 002260	Instrument ID..: I8	
Selenium	ND	5.0	ug/L	SW846 6020	08/31-09/04/09	LJ3AD1C0
		Dilution Factor: 1				
		Analysis Time..: 23:49		Analyst ID.....: 002260	Instrument ID..: I8	
Silver	ND	1.0	ug/L	SW846 6020	08/31-09/04/09	LJ3AD1C1
		Dilution Factor: 1				
		Analysis Time..: 23:49		Analyst ID.....: 002260	Instrument ID..: I8	
Thallium	ND	1.0	ug/L	SW846 6020	08/31-09/04/09	LJ3AD1C2
		Dilution Factor: 1				
		Analysis Time..: 23:49		Analyst ID.....: 002260	Instrument ID..: I8	
Vanadium	ND	20.0	ug/L	SW846 6020	08/31-09/04/09	LJ3AD1C3
		Dilution Factor: 1				
		Analysis Time..: 23:49		Analyst ID.....: 002260	Instrument ID..: I8	
Zinc	**7.0 B**	**20.0**	**ug/L**	**SW846 6020**	**08/31-09/04/09**	**LJ3AD1C4**
		Dilution Factor: 1				
		Analysis Time..: 23:49		Analyst ID.....: 002260	Instrument ID..: I8	
Mercury	ND	0.20	ug/L	SW846 7470A	08/31-09/01/09	LJ3AD1C6
		Dilution Factor: 1				
		Analysis Time..: 13:43		Analyst ID.....: 001576	Instrument ID..: H1	

(Continued on next page)

METHOD BLANK REPORT

DISSOLVED Metals

Client Lot #...: 9H26266 Matrix.....: WATER

PARAMETER	RESULT	REPORTING LIMIT	UNITS	METHOD	PREPARATION-ANALYSIS DATE	WORK ORDER #
MB Lot-Sample #: A9I020000-025 Prep Batch #...: 9245025						
Antimony	**0.073 B**	**2.0**	**ug/L**	**SW846 6020**	**09/02-09/16/09**	**LJ6N91CK**
		Dilution Factor: 1				
		Analysis Time..: 08:21		Analyst ID.....: 002260	Instrument ID..: I8	
Arsenic	ND	5.0	ug/L	SW846 6020	09/02-09/16/09	LJ6N91CL
		Dilution Factor: 1				
		Analysis Time..: 08:21		Analyst ID.....: 002260	Instrument ID..: I8	
Barium	**0.42 B**	**1.0**	**ug/L**	**SW846 6020**	**09/02-09/16/09**	**LJ6N91CM**
		Dilution Factor: 1				
		Analysis Time..: 08:21		Analyst ID.....: 002260	Instrument ID..: I8	
Beryllium	ND	1.0	ug/L	SW846 6020	09/02-09/16/09	LJ6N91CN
		Dilution Factor: 1				
		Analysis Time..: 08:21		Analyst ID.....: 002260	Instrument ID..: I8	
Cadmium	**0.030 B**	**1.0**	**ug/L**	**SW846 6020**	**09/02-09/16/09**	**LJ6N91CP**
		Dilution Factor: 1				
		Analysis Time..: 08:21		Analyst ID.....: 002260	Instrument ID..: I8	
Chromium	**0.26 B**	**2.0**	**ug/L**	**SW846 6020**	**09/02-09/16/09**	**LJ6N91C5**
		Dilution Factor: 1				
		Analysis Time..: 08:21		Analyst ID.....: 002260	Instrument ID..: I8	
Cobalt	ND	1.0	ug/L	SW846 6020	09/02-09/16/09	LJ6N91CQ
		Dilution Factor: 1				
		Analysis Time..: 08:21		Analyst ID.....: 002260	Instrument ID..: I8	
Copper	**0.34 B**	**2.0**	**ug/L**	**SW846 6020**	**09/02-09/16/09**	**LJ6N91CR**
		Dilution Factor: 1				
		Analysis Time..: 08:21		Analyst ID.....: 002260	Instrument ID..: I8	
Iron	**20.2 B**	**50.0**	**ug/L**	**SW846 6020**	**09/02-09/16/09**	**LJ6N91CT**
		Dilution Factor: 1				
		Analysis Time..: 08:21		Analyst ID.....: 002260	Instrument ID..: I8	
Lead	ND	1.0	ug/L	SW846 6020	09/02-09/16/09	LJ6N91CU
		Dilution Factor: 1				
		Analysis Time..: 08:21		Analyst ID.....: 002260	Instrument ID..: I8	
Manganese	**0.37 B**	**1.0**	**ug/L**	**SW846 6020**	**09/02-09/16/09**	**LJ6N91CV**
		Dilution Factor: 1				
		Analysis Time..: 08:21		Analyst ID.....: 002260	Instrument ID..: I8	

(Continued on next page)

METHOD BLANK REPORT

DISSOLVED Metals

Client Lot #...: 9H26266 Matrix.....: WATER

PARAMETER	RESULT	REPORTING LIMIT	UNITS	METHOD	PREPARATION-ANALYSIS DATE	WORK ORDER #
Molybdenum	0.30 B	2.0	ug/L	SW846 6020	09/02-09/16/09	LJ6N91CW
		Dilution Factor: 1				
		Analysis Time..: 08:21		Analyst ID.....: 002260	Instrument ID..: I8	
Nickel	0.27 B	2.0	ug/L	SW846 6020	09/02-09/16/09	LJ6N91CX
		Dilution Factor: 1				
		Analysis Time..: 08:21		Analyst ID.....: 002260	Instrument ID..: I8	
Selenium	ND	5.0	ug/L	SW846 6020	09/02-09/16/09	LJ6N91C0
		Dilution Factor: 1				
		Analysis Time..: 08:21		Analyst ID.....: 002260	Instrument ID..: I8	
Silver	ND	1.0	ug/L	SW846 6020	09/02-09/16/09	LJ6N91C1
		Dilution Factor: 1				
		Analysis Time..: 08:21		Analyst ID.....: 002260	Instrument ID..: I8	
Thallium	0.12 B	1.0	ug/L	SW846 6020	09/02-09/16/09	LJ6N91C2
		Dilution Factor: 1				
		Analysis Time..: 08:21		Analyst ID.....: 002260	Instrument ID..: I8	
Vanadium	ND	20.0	ug/L	SW846 6020	09/02-09/16/09	LJ6N91C3
		Dilution Factor: 1				
		Analysis Time..: 08:21		Analyst ID.....: 002260	Instrument ID..: I8	
Zinc	4.1 B	20.0	ug/L	SW846 6020	09/02-09/16/09	LJ6N91C4
		Dilution Factor: 1				
		Analysis Time..: 08:21		Analyst ID.....: 002260	Instrument ID..: I8	
Mercury	ND	0.20	ug/L	SW846 7470A	09/02/09	LJ6N91C6
		Dilution Factor: 1				
		Analysis Time..: 14:01		Analyst ID.....: 001576	Instrument ID..: H1	

NOTE(S):

Calculations are performed before rounding to avoid round-off errors in calculated results.

B Estimated result. Result is less than RL.

SDG 9H26266

Aqueous

Affected Analyte	Sample	Reported Result	Qualifier	Interferent	Interferent level in ICS	Conc. ICS	Interferent Level	Est. Interference	Validation Action	Validation Action
Sb	28I-082609	0.14		Fe	51300	0.11	34300	0.07	↓BL	na
Ba		99.1			51300	0.68	34300	0.45	na	na
Cd		0.027	u		51300	-0.53	34300	-0.35	na	UL
Cr		1.7			51300	0.5	34300	0.33	↓BL	na
Pb		0.16			51300	0.072	34300	0.05	↓BL	na
Mn		374			51300	1	34300	0.67	na	na
Ni		40.2			51300	0.37	34300	0.25	na	na
Zn		13.2			51300	1	34300	0.67	na	na

Sb	28I-082609 F	0.055	u	Fe	51300	0.11	35100	0.08	na	na
Ba		105			51300	0.68	35100	0.47	na	na
Cd		0.027	u		51300	-0.53	35100	-0.36	na	UL
Cr		1.1			51300	0.5	35100	0.34	↓BL	na
Pb		0.057			51300	0.072	35100	0.05	↓BL	na
Mn		390			51300	1	35100	0.68	na	na
Ni		37.6			51300	0.37	35100	0.25	na	na
Zn		15.5			51300	1	35100	0.68	na	na

Sb	20S-082609	0.16		Fe	51300	0.11	137000	0.29	↓BL	na
Ba		21.5			51300	0.68	137000	1.82	na	na
Cd		0.033			51300	-0.53	137000	-1.42	↓BL	na
Cr		2.5			51300	0.5	137000	1.34	↓K	na
Pb		1.2			51300	0.072	137000	0.19	↓BL	na
Mn		4300			51300	1	137000	2.67	na	na
Ni		1.4			51300	0.37	137000	0.99	↓K	na
Zn		9.8			51300	1	137000	2.67	↓BL	na

Sb	20S-082609 F	0.063		Fe	51300	0.11	131000	0.28	↓BL	na
Ba		18.5			51300	0.68	131000	1.74	na	na
Cd		0.027	u		51300	-0.53	131000	-1.35	na	UL
Cr		2.1			51300	0.5	131000	1.28	↓K	na
Pb		0.055			51300	0.072	131000	0.18	↓BL	na
Mn		4200			51300	1	131000	2.55	na	na
Ni		1.3			51300	0.37	131000	0.94	↓K	na
Zn		5.2			51300	1	131000	2.55	↓BL	na

Sb	15I-082609	0.15		Fe	51300	0.11	19100	0.04	↓BL	na

Ba		37.8			51300	0.68	19100	0.25	na	na
Cd		0.13			51300	-0.53	19100	-0.20	J BC	na
Cr		10.6			51300	0.5	19100	0.19	na	na
Pb		2.1			51300	0.072	19100	0.03	na	na
Mn		254			51300	1	19100	0.37	na	na
Ni		48.3			51300	0.37	19100	0.14	na	na
Zn		58.7			51300	1	19100	0.37	na	na

Sb	15I-082609 F	0.069		Fe	51300	0.11	17700	0.04	J BC	na
Ba		34.2			51300	0.68	17700	0.23	na	na
Cd		0.09			51300	-0.53	17700	-0.18	J BC	na
Cr		10.3			51300	0.5	17700	0.17	na	na
Pb		0.77			51300	0.072	17700	0.02	na	na
Mn		246			51300	1	17700	0.35	na	na
Ni		49.9			51300	0.37	17700	0.13	na	na
Zn		59			51300	1	17700	0.35	na	na

Sb	16S-082609	0.055	u	Fe	51300	0.11	33400	0.07	na	na
Ba		50.6			51300	0.68	33400	0.44	na	na
Cd		0.027	u		51300	-0.53	33400	-0.35	na	UJ UL
Cr		11.3			51300	0.5	33400	0.33	na	na
Pb		0.13			51300	0.072	33400	0.05	J BC	na
Mn		1660			51300	1	33400	0.65	na	na
Ni		31.9			51300	0.37	33400	0.24	na	na
Zn		171			51300	1	33400	0.65	na	na

Sb	16S-082609 F	0.057		Fe	51300	0.11	32800	0.07	J BC	na
Ba		47.4			51300	0.68	32800	0.43	na	na
Cd		0.027	u		51300	-0.53	32800	-0.34	na	UJ UL
Cr		3.5			51300	0.5	32800	0.32	na	na
Pb		0.11			51300	0.072	32800	0.05	J BC	na
Mn		1740			51300	1	32800	0.64	na	na
Ni		22.1			51300	0.37	32800	0.24	na	na
Zn		6.1			51300	1	32800	0.64	J BC	na

Sb	16I-082609	0.33		Fe	51300	0.11	33400	0.07	J BC	na
Ba		79.7			51300	0.68	33400	0.44	na	na
Cd		0.2			51300	-0.53	33400	-0.35	J BC	na
Cr		3			51300	0.5	33400	0.33	J K	na
Pb		7.3			51300	0.072	33400	0.05	na	na
Mn		195			51300	1	33400	0.65	na	na
Ni		31.2			51300	0.37	33400	0.24	na	na

Zn		43.6			51300	1	33400	0.65	na	na

Sb	20I-082709	0.18		Fe	51300	0.11	40500	0.09	↓BC	na
Ba		21.5			51300	0.68	40500	0.54	na	na
Cd		0.063			51300	-0.53	40500	-0.42	↓BC	na
Cr		2.4			51300	0.5	40500	0.39	↓K	na
Pb		2.9			51300	0.072	40500	0.06	na	na
Mn		1900			54800	1	40500	0.74	na	na
Ni		4.1			51300	0.37	40500	0.29	na	na
Zn*		15			51300	1	40500	0.79	na	na

Sb	20I-082709 F	0.055	u	Fe	51300	0.11	32800	0.07	na	na
Ba		16.9			51300	0.68	32800	0.43	na	na
Cd		0.027	u		51300	-0.53	32800	-0.34	na	~~UJ~~ UL
Cr		0.65			51300	0.5	32800	0.32	↓BC	na
Pb		0.18			51300	0.072	32800	0.05	↓BC	na
Mn		2010			54800	1	32800	0.60	na	na
Ni		2.3			51300	0.37	32800	0.24	↓K	na
Zn		5.2			51300	1	32800	0.64	↓BC	na

Sb	17I-082709	0.055	u	Fe	51300	0.11	11300	0.02	na	na
Ba		14.9			51300	0.68	11300	0.15	na	na
Cd		0.027	u		51300	-0.53	11300	-0.12	na	~~UJ~~ UL
Cr		0.75			51300	0.5	11300	0.11	↓BC	na
Pb		0.82			51300	0.072	11300	0.02	na	na
Mn		79.5			54800	1	11300	0.21	na	na
Ni		9.5			51300	0.37	11300	0.08	na	na
Zn		19.7			51300	1	11300	0.22	na	na

Sb	17I-082709 F	0.055	u	Fe	51300	0.11	11500	0.02	na	na
Ba		14.5			51300	0.68	11500	0.15	na	na
Cd		0.027	u		51300	-0.53	11500	-0.12	na	~~UJ~~ UL
Cr		0.32			51300	0.5	11500	0.11	↓BC	na
Pb		0.15			51300	0.072	11500	0.02	↓BC	na
Mn		82.3			54800	1	11500	0.21	na	na
Ni		9.1			51300	0.37	11500	0.08	na	na
Zn		5.4			51300	1	11500	0.22	na	na

Sb	17S-082709	0.055	u	Fe	51300	0.11	416000	0.89	na	na
Ba		67.7			51300	0.68	416000	5.51	na	na
Cd		0.027	u		51300	-0.53	416000	-4.30	na	~~UJ~~ UL

Cr		1.2			51300	0.5	416000	4.05	J BL	na
Pb		0.34			51300	0.072	416000	0.58	J BL	na
Mn		907			54800	1	416000	7.59	na	na
Ni		0.2			51300	0.37	416000	3.00	J BL	na
Zn		10.3			51300	1	416000	8.11	J BL	na

Sb	17S-082709 F	0.055	u	Fe	51300	0.11	41600	0.09	na	na
Ba		65.4			51300	0.68	41600	0.55	na	na
Cd		0.027	u		51300	-0.53	41600	-0.43	na	W UL
Cr		0.7			51300	0.5	41600	0.41	J BL	na
Pb		0.1			51300	0.072	41600	0.06	J BL	na
Mn		876			54800	1	41600	0.76	na	na
Ni		0.32			51300	0.37	41600	0.30	J BL	na
Zn		2.1			51300	1	41600	0.81	J BL	na

Sb	23D-083109	0.28		Fe	51600	0.17	10300	0.03	J BL	na
Ba		74.1			51600	0.69	10300	0.14	na	na
Cd		0.55			51600	-0.64	10300	-0.13	J L	na
Cr		0.69			51600	0.49	10300	0.10	J BL	na
Cu		4.9			51600	0.31	10300	0.06	na	na
Pb		0.3			51600	0.065	10300	0.01	na	na
Mn		600			51600	1	10300	0.20	na	na
Ni		30.1			51600	0.4	10300	0.08	na	na
Se		0.2			51600	-0.18	10300	-0.04	J L	na
Ag		0.033	u		51600	0.04	10300	0.01	na	na
Zn		120			51600	1	10300	0.20	na	na

Sb	23D-083109 F	0.12		Fe	51600	0.17	10200	0.03	J BL	na
Ba		79.2			51600	0.69	10200	0.14	na	na
Cd		0.3			51600	-0.64	10200	-0.13	J L	na
Cr		0.53			51600	0.49	10200	0.10	J BL	na
Cu		1.3			51600	0.31	10200	0.06	na	na
Pb		0.1			51600	0.065	10200	0.01	J K	na
Mn		637			51600	1	10200	0.20	na	na
Ni		17.8			51600	0.4	10200	0.08	na	na
Se		0.14	u		51600	-0.18	10200	-0.04	na	W UL
Ag		0.033	u		51600	0.04	10200	0.01	na	na
Zn		36.2			51600	1	10200	0.20	na	na

Sb	23S-083109	0.32		Fe	51600	0.17	40500	0.13	J BL	na
Ba		108			51600	0.69	40500	0.54	na	na
Cd		0.28			51600	-0.64	40500	-0.50	J L	na

Cr		3.3			51600	0.49	40500	0.38	J K	na
Cu		1.4			51600	0.31	40500	0.24	J BL	na
Pb		0.47			51600	0.065	40500	0.05	J K	na
Mn		1830			51600	1	40500	0.78	na	na
Ni		2.7			51600	0.4	40500	0.31	J K	na
Se		0.14	u		51600	-0.18	40500	-0.14	na	UJ UL
Ag		0.033	u		51600	0.04	40500	0.03	na	na
Zn		15.9			51600	1	40500	0.78	na	na

Sb	23S-083109 F	0.15		Fe	51600	0.17	41700	0.14	J BL	na
Ba		106			51600	0.69	41700	0.56	na	na
Cd		0.027	u		51600	-0.64	41700	-0.52	na	UJ UL
Cr		2.3			51600	0.49	41700	0.40	J K	na
Cu		0.16			51600	0.31	41700	0.25	J BL	na
Pb		0.034	u		51600	0.065	41700	0.05	na	na
Mn		1950			51600	1	41700	0.81	na	na
Ni		2.1			51600	0.4	41700	0.32	J K	na
Se		0.14	u		51600	-0.18	41700	-0.15	na	UJ UL
Ag		0.033	u		51600	0.04	41700	0.03	na	na
Zn		1.5			51600	1	41700	0.81	J BL	na

Sb	25I-083109	0.11		Fe	51600	0.17	23600	0.08	J BL	na
Ba		59.1			51600	0.69	23600	0.32	na	na
Cd		0.027	u		51600	-0.64	23600	-0.29	na	UJ UL
Cr		1.7			51600	0.49	23600	0.22	J K	na
Cu		0.77			51600	0.31	23600	0.14	J BL	na
Pb		0.31			51600	0.065	23600	0.03	na	na
Mn		177			51600	1	23600	0.46	na	na
Ni		0.46			51600	0.4	23600	0.18	J BL	na
Se		0.14	u		51600	-0.18	23600	-0.08	na	UJ UL
Ag		0.033	u		51600	0.04	23600	0.02	na	na
Zn		2.2			51600	1	23600	0.46	J BL	na

Sb	25I-083109 F	0.075		Fe	51600	0.17	22900	0.08	J BL	na
Ba		57.2			51600	0.69	22900	0.31	na	na
Cd		0.027	u		51600	-0.64	22900	-0.28	na	UJ UL
Cr		1			51600	0.49	22900	0.22	J BL	na
Cu		0.21			51600	0.31	22900	0.14	J BL	na
Pb		0.034	u		51600	0.065	22900	0.03	na	na
Mn		176			51600	1	22900	0.44	na	na
Ni		0.4			51600	0.4	22900	0.18	J BL	na
Se		0.14	u		51600	-0.18	22900	-0.08	na	UJ UL
Ag		0.033	u		51600	0.04	22900	0.02	na	na

Zn		1.6			51600	1	22900	0.44	JBC	na

Sb	25S-083109	0.089		Fe	51600	0.17	20200	0.07	JBC	na
Ba		73.7			51600	0.69	20200	0.27	na	na
Cd		0.027	u		51600	-0.64	20200	-0.25	na	JJ UL
Cr		1.3			51600	0.49	20200	0.19	JBC	na
Cu		0.33			51600	0.31	20200	0.12	JBC	na
Pb		0.12			51600	0.065	20200	0.03	JK	na
Mn		513			51600	1	20200	0.39	na	na
Ni		1.9			51600	0.4	20200	0.16	na	na
Se		0.14	u		51600	-0.18	20200	-0.07	na	JJ UL
Ag		0.033	u		51600	0.04	20200	0.02	na	na
Zn		5.3			51600	1	20200	0.39	na	na

Sb	25S-083109 F	0.074		Fe	51600	0.17	18800	0.06	JBC	na
Ba		71.6			51600	0.69	18800	0.25	na	na
Cd		0.027	u		51600	-0.64	18800	-0.23	na	JJ UL
Cr		1.1			51600	0.49	18800	0.18	JBC	na
Cu		0.36			51600	0.31	18800	0.11	JBC	na
Pb		0.2			51600	0.065	18800	0.02	JK	na
Mn		504			51600	1	18800	0.36	na	na
Ni		1.8			51600	0.4	18800	0.15	na	na
Se		0.14	u		51600	-0.18	18800	-0.07	na	JJ UL
Ag		0.033	u		51600	0.04	18800	0.01	na	na
Zn		4.4			51600	1	18800	0.36	na	na

Sb	26S-083109	0.51		Fe	51600	0.17	10100	0.03	na	na
Ba		539			51600	0.69	10100	0.14	na	na
Cd		0.059			51600	-0.64	10100	-0.13	JBC	na
Cr		1.9			51600	0.49	10100	0.10	na	na
Cu		12.4			51600	0.31	10100	0.06	na	na
Pb		1.1			51600	0.065	10100	0.01	na	na
Mn		269			51600	1	10100	0.20	na	na
Ni		8.7			51600	0.4	10100	0.08	na	na
Se		0.48			51600	-0.18	10100	-0.04	na	na
Ag		0.033	u		51600	0.04	10100	0.01	na	na
Zn		24.5			51600	1	10100	0.20	na	na

Metals Data Reporting Form

Interference Check Standard A

Instrument: ICPMS **Units:** ug/L

Chart Number: I80904A.csv **Acceptable Range:** 0% - 0%

Standard Source: _____ **Standard ID:** _____

Element	WL/ Mass	Reporting Limit	True Conc	ICSA 09/04/09 8:37 AM Found	ICSA 09/04/09 7:15 PM Found	Found	Found	Found
Antimony	121	2		0.088	0.110			
Arsenic	75	5		0.370	0.110			
Barium	137	1		0.780	0.680			
Beryllium	9	1		0.004	-0.007			
Cadmium	111	1		-0.470	-0.530			
Chromium	52	2		0.500	0.500			
Cobalt	59	1		0.019	0.018			
Copper	65	2		0.026	-0.031			
Iron	56		50000	51300	51300			
Lead	208	1		0.049	0.072			
Manganese	55	1		1	1			
Molybdenum	95	2	1000	1030	1020			
Nickel	60	2		0.320	0.370			
Selenium	78	5		0.033	-0.140			
Silver	107	1		0.013	0.013			
Thallium	205	1		-0.001	0.025			
Vanadium	51	20		-0.310	-0.360			
Zinc	66	20		2	1			

AFFECTS SAMPLES

MSA - MW281 - 082609 (F)
205 - 082609 (F)
151 - 082609 (F)
165 - 082609 (F)
161 - 082609
201 - 082709 (F) except Mn
171 - 082809 (F) except Mn
175 - 082809 (F) except Mn

5.21.0

U Result is less than the IDL
B Result is between IDL and RL

Form 4 Equivalent

Metals Data Reporting Form

Interference Check Standard AB

Instrument: ICPMS **Units:** ug/L

Chart Number: I80904A.csv **Acceptable Range:** 50% - 150%

Standard Source: _____ **Standard ID:** _____

Element	WL/ Mass	True Conc	ICSAB 09/04/09 8:40 AM Found	% Rec	ICSAB 09/04/09 7:19 PM Found	% Rec	Found	% Rec	Found	% Rec	Found	% Rec
Antimony	121	100	101.6	**101.6**	105.9	**105.9**						
Arsenic	75	100	97.7	**97.7**	96.1	**96.1**						
Barium	137	100	100.4	**100.4**	103.5	**103.5**						
Beryllium	9	100	95.8	**95.8**	98.1	**98.1**						
Cadmium	111	100	102.9	**102.9**	106.0	**106.0**						
Chromium	52	100	102.5	**102.5**	103.9	**103.9**						
Cobalt	59	100	100.2	**100.2**	99.8	**99.8**						
Copper	65	100	99.9	**99.9**	100.2	**100.2**						
Iron	56	50000	50996.7	**102.0**	51193.3	**102.4**						
Lead	208	100	100.7	**100.7**	103.2	**103.2**						
Manganese	55	100	108.9	**108.9**	112.0	**112.0**						
Molybdenum	95	1000	1129.3	**112.9**	1129.0	**112.9**						
Nickel	60	100	102.4	**102.4**	101.8	**101.8**						
Selenium	78	100	99.7	**99.7**	97.7	**97.7**						
Silver	107	100	102.6	**102.6**	103.8	**103.8**						
Thallium	205	100	104.7	**104.7**	106.6	**106.6**						
Vanadium	51	100	100.5	**100.5**	102.4	**102.4**						
Zinc	66	100	104.3	**104.3**	104.6	**104.6**						

U Result is less than the IDL

B Result is between IDL and RL

Form 4 Equivalent

Metals Data Reporting Form

Interference Check Standard A

Instrument: ICPMS **Units:** ug/L

Chart Number: I80908A.csv **Acceptable Range:** 0% - 0%

Standard Source: _____ **Standard ID:** _____

Element	WL/ Mass	Reporting Limit	True Conc	ICSA 09/08/09 9:37 AM Found	Found	Found	Found	Found
Manganese	55	1		1				

Metals Data Reporting Form

Interference Check Standard AB

Instrument: ICPMS **Units:** ug/L

Chart Number: I80908A.csv **Acceptable Range:** 50% - 150%

Standard Source: _____ **Standard ID:** _____

Element	WL/ Mass	True Conc	ICSAB 09/08/09 9:42 AM Found	% Rec	Found	% Rec	Found	% Rec	Found	% Rec	Found	% Rec
Manganese	55	100	112.2	**112.2**								

5.21.0

U Result is less than the IDL
B Result is between IDL and RL

Form 4 Equivalent

Metals Data Reporting Form

Interference Check Standard A

Instrument: ICPMS **Units:** ug/L

Chart Number: I80910A.csv **Acceptable Range:** 50% - 150%

Standard Source: _____ **Standard ID:** _____

Element	WL/ Mass	Reporting Limit	True Conc	ICSA 09/10/09 3:01 PM Found	Found	Found	Found	Found
Iron	56		50000	54800				
Manganese	55	1		1				

Mn only
207 - 082709 (F)
111 - 082809 (F)
175 - 082809 (F)

Metals Data Reporting Form

Interference Check Standard AB

Instrument: ICPMS **Units:** ug/L

Chart Number: I80910A.csv **Acceptable Range:** 50% - 150%

Standard Source: _____ **Standard ID:** _____

Element	WL/ Mass	True Conc	ICSAB 09/10/09 3:04 PM Found	% Rec	Found	% Rec	Found	% Rec	Found	% Rec	Found	% Rec
Iron	56	50000	54856.7	**109.7**								
Manganese	55	100	113.0	**113.0**								

U Result is less than the IDL
B Result is between IDL and RL

Form 4 Equivalent

Metals Data Reporting Form

Interference Check Standard A

Instrument: ICPMS **Units:** ug/L

Chart Number: I80916A.csv **Acceptable Range:** 0% - 0%

Standard Source: _____ **Standard ID:** _____

Element	WL/ Mass	Reporting Limit	True Conc	ICSA 09/16/09 7:57 AM Found	Found	Found	Found	Found
Antimony	121	2		0.170				
Arsenic	75	5		0.019				
Barium	137	1		0.690				
Beryllium	9	1		0.007				
Cadmium	111	1		-0.640				
Chromium	52	2		0.490				
Cobalt	59	1		0.028				
Copper	65	2		0.310				
Iron	56		50000	51600				
Lead	208	1		0.065				
Manganese	55	1		1				
Molybdenum	95	2	1000	1020				
Nickel	60	2		0.400				
Selenium	78	5		-0.180				
Silver	107	1		0.040				
Thallium	205	1		0.110				
Vanadium	51	20		-0.029				
Zinc	66	20		1				

Affects samples

MSA - MW23D - 083109 (F)

235 - 083109 (F)

251 - 083109 (F)

255 - 083109 (F)

265 - 083109 (F)

U Result is less than the IDL

B Result is between IDL and RL

Form 4 Equivalent

Metals Data Reporting Form

Interference Check Standard AB

Instrument: ICPMS **Units:** ug/L

Chart Number: I80916A.csv **Acceptable Range:** 50% - 150%

Standard Source: _____ **Standard ID:** _____

Element	WL/ Mass	True Conc	ICSAB 09/16/09 8:01 AM Found	% Rec	Found	% Rec	Found	% Rec	Found	% Rec	Found	% Rec
Antimony	121	100	101.7	**101.7**								
Arsenic	75	100	97.5	**97.5**								
Barium	137	100	101.0	**101.0**								
Beryllium	9	100	94.3	**94.3**								
Cadmium	111	100	102.2	**102.2**								
Chromium	52	100	103.0	**103.0**								
Cobalt	59	100	100.1	**100.1**								
Copper	65	100	100.3	**100.3**								
Iron	56	50000	51616.7	**103.2**								
Lead	208	100	101.6	**101.6**								
Manganese	55	100	103.5	**103.5**								
Molybdenum	95	1000	1129.0	**112.9**								
Nickel	60	100	102.1	**102.1**								
Selenium	78	100	101.5	**101.5**								
Silver	107	100	101.7	**101.7**								
Thallium	205	100	100.5	**100.5**								
Vanadium	51	100	102.2	**102.2**								
Zinc	66	100	102.2	**102.2**								

N Spike recovery failed
NC Percent recovery was not calculated

Form 4 Equivalent

LABORATORY CONTROL SAMPLE DATA REPORT

TOTAL Metals

Client Lot #...: 9H26266 **Matrix.....:** WATER

PARAMETER	SPIKE AMOUNT	MEASURED AMOUNT	UNITS	PERCNT RECVRY	METHOD	PREPARATION-ANALYSIS DATE	WORK ORDER #
LCS Lot-Sample#: A9H270000-019 **Prep Batch #...:** 9239019							
Antimony	100	102	ug/L	102	SW846 6020	08/27-09/03/09	LJT881AX
			Dilution Factor: 1		Analysis Time..: 15:58	Analyst ID.....: 002260	
			Instrument ID..: I8				
Arsenic	100	96.1	ug/L	96	SW846 6020	08/27-09/03/09	LJT881A0
			Dilution Factor: 1		Analysis Time..: 15:58	Analyst ID.....: 002260	
			Instrument ID..: I8				
Barium	100	99.9	ug/L	100	SW846 6020	08/27-09/03/09	LJT881A1
			Dilution Factor: 1		Analysis Time..: 15:58	Analyst ID.....: 002260	
			Instrument ID..: I8				
Beryllium	100	104	ug/L	104	SW846 6020	08/27-09/03/09	LJT881A2
			Dilution Factor: 1		Analysis Time..: 15:58	Analyst ID.....: 002260	
			Instrument ID..: I8				
Cadmium	100	103	ug/L	103	SW846 6020	08/27-09/03/09	LJT881A3
			Dilution Factor: 1		Analysis Time..: 15:58	Analyst ID.....: 002260	
			Instrument ID..: I8				
Cobalt	100	96.0	ug/L	96	SW846 6020	08/27-09/03/09	LJT881A4
			Dilution Factor: 1		Analysis Time..: 15:58	Analyst ID.....: 002260	
			Instrument ID..: I8				
Copper	100	101	ug/L	101	SW846 6020	08/27-09/03/09	LJT881A5
			Dilution Factor: 1		Analysis Time..: 15:58	Analyst ID.....: 002260	
			Instrument ID..: I8				
Iron	10000	9870	ug/L	99	SW846 6020	08/27-09/03/09	LJT881A6
			Dilution Factor: 1		Analysis Time..: 15:58	Analyst ID.....: 002260	
			Instrument ID..: I8				
Lead	100	96.3	ug/L	96	SW846 6020	08/27-09/03/09	LJT881A7
			Dilution Factor: 1		Analysis Time..: 15:58	Analyst ID.....: 002260	
			Instrument ID..: I8				
Manganese	100	104	ug/L	104	SW846 6020	08/27-09/03/09	LJT881A8
			Dilution Factor: 1		Analysis Time..: 15:58	Analyst ID.....: 002260	
			Instrument ID..: I8				

(Continued on next page)

LABORATORY CONTROL SAMPLE DATA REPORT

TOTAL Metals

Client Lot #...: 9H26266 **Matrix.....:** WATER

PARAMETER	SPIKE AMOUNT	MEASURED AMOUNT	UNITS	PERCNT RECVRY	METHOD	PREPARATION-ANALYSIS DATE	WORK ORDER #
Molybdenum	100	95.8	ug/L	96	SW846 6020	08/27-09/03/09	LJT881A9
			Dilution Factor: 1		Analysis Time..: 15:58	Analyst ID.....: 002260	
			Instrument ID..: I8				
Nickel	100	99.0	ug/L	99	SW846 6020	08/27-09/03/09	LJT881CA
			Dilution Factor: 1		Analysis Time..: 15:58	Analyst ID.....: 002260	
			Instrument ID..: I8				
Selenium	100	99.5	ug/L	99	SW846 6020	08/27-09/03/09	LJT881CC
			Dilution Factor: 1		Analysis Time..: 15:58	Analyst ID.....: 002260	
			Instrument ID..: I8				
Silver	100	102	ug/L	102	SW846 6020	08/27-09/03/09	LJT881CD
			Dilution Factor: 1		Analysis Time..: 15:58	Analyst ID.....: 002260	
			Instrument ID..: I8				
Thallium	100	96.2	ug/L	96	SW846 6020	08/27-09/03/09	LJT881CE
			Dilution Factor: 1		Analysis Time..: 15:58	Analyst ID.....: 002260	
			Instrument ID..: I8				
Vanadium	100	96.6	ug/L	97	SW846 6020	08/27-09/03/09	LJT881CF
			Dilution Factor: 1		Analysis Time..: 15:58	Analyst ID.....: 002260	
			Instrument ID..: I8				
Zinc	100	109	ug/L	109	SW846 6020	08/27-09/03/09	LJT881CG
			Dilution Factor: 1		Analysis Time..: 15:58	Analyst ID.....: 002260	
			Instrument ID..: I8				
Chromium	100	97.1	ug/L	97	SW846 6020	08/27-09/03/09	LJT881CH
			Dilution Factor: 1		Analysis Time..: 15:58	Analyst ID.....: 002260	
			Instrument ID..: I8				
Mercury	5.0	4.6	ug/L	93	SW846 7470A	08/27-08/28/09	LJT881CJ
			Dilution Factor: 1		Analysis Time..: 12:27	Analyst ID.....: 001576	
			Instrument ID..: H1				
LCS Lot-Sample#: A9H280000-019 **Prep Batch #...:** 9240019							
Antimony	100	96.5	ug/L	96	SW846 6020	08/28-09/04/09	LJXQ31AX
			Dilution Factor: 1		Analysis Time..: 19:52	Analyst ID.....: 002260	
			Instrument ID..: I8				
Arsenic	100	89.5	ug/L	89	SW846 6020	08/28-09/04/09	LJXQ31A0
			Dilution Factor: 1		Analysis Time..: 19:52	Analyst ID.....: 002260	
			Instrument ID..: I8				

(Continued on next page)

LABORATORY CONTROL SAMPLE DATA REPORT

TOTAL Metals

Client Lot #...: 9H26266 **Matrix.....:** WATER

PARAMETER	SPIKE AMOUNT	MEASURED AMOUNT	UNITS	PERCNT RECVRY	METHOD	PREPARATION-ANALYSIS DATE	WORK ORDER #
Barium	100	91.9	ug/L	92	SW846 6020	08/28-09/04/09	LJXQ31A1
		Dilution Factor: 1			Analysis Time..: 19:52	Analyst ID.....: 002260	
		Instrument ID..: I8					
Beryllium	100	85.9	ug/L	86	SW846 6020	08/28-09/04/09	LJXQ31A2
		Dilution Factor: 1			Analysis Time..: 19:52	Analyst ID.....: 002260	
		Instrument ID..: I8					
Cadmium	100	99.6	ug/L	100	SW846 6020	08/28-09/04/09	LJXQ31A3
		Dilution Factor: 1			Analysis Time..: 19:52	Analyst ID.....: 002260	
		Instrument ID..: I8					
Cobalt	100	93.5	ug/L	93	SW846 6020	08/28-09/04/09	LJXQ31A4
		Dilution Factor: 1			Analysis Time..: 19:52	Analyst ID.....: 002260	
		Instrument ID..: I8					
Copper	100	97.8	ug/L	98	SW846 6020	08/28-09/04/09	LJXQ31A5
		Dilution Factor: 1			Analysis Time..: 19:52	Analyst ID.....: 002260	
		Instrument ID..: I8					
Iron	10000	9580	ug/L	96	SW846 6020	08/28-09/04/09	LJXQ31A6
		Dilution Factor: 1			Analysis Time..: 19:52	Analyst ID.....: 002260	
		Instrument ID..: I8					
Lead	100	91.0	ug/L	91	SW846 6020	08/28-09/04/09	LJXQ31A7
		Dilution Factor: 1			Analysis Time..: 19:52	Analyst ID.....: 002260	
		Instrument ID..: I8					
Manganese	100	104	ug/L	104	SW846 6020	08/28-09/04/09	LJXQ31A8
		Dilution Factor: 1			Analysis Time..: 19:52	Analyst ID.....: 002260	
		Instrument ID..: I8					
Molybdenum	100	91.9	ug/L	92	SW846 6020	08/28-09/04/09	LJXQ31A9
		Dilution Factor: 1			Analysis Time..: 19:52	Analyst ID.....: 002260	
		Instrument ID..: I8					
Nickel	100	97.8	ug/L	98	SW846 6020	08/28-09/04/09	LJXQ31CA
		Dilution Factor: 1			Analysis Time..: 19:52	Analyst ID.....: 002260	
		Instrument ID..: I8					
Selenium	100	91.8	ug/L	92	SW846 6020	08/28-09/04/09	LJXQ31CC
		Dilution Factor: 1			Analysis Time..: 19:52	Analyst ID.....: 002260	
		Instrument ID..: I8					

(Continued on next page)

LABORATORY CONTROL SAMPLE DATA REPORT

TOTAL Metals

Client Lot #...: 9H26266 **Matrix.....:** WATER

PARAMETER	SPIKE AMOUNT	MEASURED AMOUNT	UNITS	PERCNT RECVRY	METHOD	PREPARATION-ANALYSIS DATE	WORK ORDER #
Silver	100	99.0	ug/L	99	SW846 6020	08/28-09/04/09	LJXQ31CD
			Dilution Factor: 1		Analysis Time..: 19:52	Analyst ID.....: 002260	
			Instrument ID..: I8				
Thallium	100	93.4	ug/L	93	SW846 6020	08/28-09/04/09	LJXQ31CE
			Dilution Factor: 1		Analysis Time..: 19:52	Analyst ID.....: 002260	
			Instrument ID..: I8				
Vanadium	100	91.8	ug/L	92	SW846 6020	08/28-09/04/09	LJXQ31CF
			Dilution Factor: 1		Analysis Time..: 19:52	Analyst ID.....: 002260	
			Instrument ID..: I8				
Zinc	100	113	ug/L	113	SW846 6020	08/28-09/04/09	LJXQ31CG
			Dilution Factor: 1		Analysis Time..: 19:52	Analyst ID.....: 002260	
			Instrument ID..: I8				
Chromium	100	94.4	ug/L	94	SW846 6020	08/28-09/04/09	LJXQ31CH
			Dilution Factor: 1		Analysis Time..: 19:52	Analyst ID.....: 002260	
			Instrument ID..: I8				
Mercury	5.0	4.6	ug/L	92	SW846 7470A	08/28/09	LJXQ31CJ
			Dilution Factor: 1		Analysis Time..: 16:39	Analyst ID.....: 001576	
			Instrument ID..: H1				

LCS Lot-Sample#: A9H310000-019 **Prep Batch #...:** 9243019

Antimony	100	94.9	ug/L	95	SW846 6020	08/31-09/04/09	LJ3AD1AX
			Dilution Factor: 1		Analysis Time..: 23:54	Analyst ID.....: 002260	
			Instrument ID..: I8				
Arsenic	100	89.3	ug/L	89	SW846 6020	08/31-09/04/09	LJ3AD1A0
			Dilution Factor: 1		Analysis Time..: 23:54	Analyst ID.....: 002260	
			Instrument ID..: I8				
Barium	100	91.4	ug/L	91	SW846 6020	08/31-09/04/09	LJ3AD1A1
			Dilution Factor: 1		Analysis Time..: 23:54	Analyst ID.....: 002260	
			Instrument ID..: I8				
Beryllium	100	88.2	ug/L	88	SW846 6020	08/31-09/04/09	LJ3AD1A2
			Dilution Factor: 1		Analysis Time..: 23:54	Analyst ID.....: 002260	
			Instrument ID..: I8				
Cadmium	100	97.3	ug/L	97	SW846 6020	08/31-09/04/09	LJ3AD1A3
			Dilution Factor: 1		Analysis Time..: 23:54	Analyst ID.....: 002260	
			Instrument ID..: I8				

(Continued on next page)

LABORATORY CONTROL SAMPLE DATA REPORT

TOTAL Metals

Client Lot #...: 9H26266 **Matrix.....:** WATER

PARAMETER	SPIKE AMOUNT	MEASURED AMOUNT	UNITS	PERCNT RECVRY	METHOD	PREPARATION-ANALYSIS DATE	WORK ORDER #
Cobalt	100	90.8	ug/L	91	SW846 6020	08/31-09/04/09	LJ3AD1A4
			Dilution Factor: 1		Analysis Time..: 23:54	Analyst ID.....: 002260	
			Instrument ID..: I8				
Copper	100	95.6	ug/L	96	SW846 6020	08/31-09/04/09	LJ3AD1A5
			Dilution Factor: 1		Analysis Time..: 23:54	Analyst ID.....: 002260	
			Instrument ID..: I8				
Iron	10000	9340	ug/L	93	SW846 6020	08/31-09/04/09	LJ3AD1A6
			Dilution Factor: 1		Analysis Time..: 23:54	Analyst ID.....: 002260	
			Instrument ID..: I8				
Lead	100	89.0	ug/L	89	SW846 6020	08/31-09/04/09	LJ3AD1A7
			Dilution Factor: 1		Analysis Time..: 23:54	Analyst ID.....: 002260	
			Instrument ID..: I8				
Manganese	100	93.1	ug/L	93	SW846 6020	08/31-09/10/09	LJ3AD1A8
			Dilution Factor: 1		Analysis Time..: 17:29	Analyst ID.....: 002260	
			Instrument ID..: I8				
Molybdenum	100	88.4	ug/L	88	SW846 6020	08/31-09/04/09	LJ3AD1A9
			Dilution Factor: 1		Analysis Time..: 23:54	Analyst ID.....: 002260	
			Instrument ID..: I8				
Nickel	100	94.5	ug/L	94	SW846 6020	08/31-09/04/09	LJ3AD1CA
			Dilution Factor: 1		Analysis Time..: 23:54	Analyst ID.....: 002260	
			Instrument ID..: I8				
Selenium	100	93.1	ug/L	93	SW846 6020	08/31-09/04/09	LJ3AD1CC
			Dilution Factor: 1		Analysis Time..: 23:54	Analyst ID.....: 002260	
			Instrument ID..: I8				
Silver	100	94.8	ug/L	95	SW846 6020	08/31-09/04/09	LJ3AD1CD
			Dilution Factor: 1		Analysis Time..: 23:54	Analyst ID.....: 002260	
			Instrument ID..: I8				
Thallium	100	89.7	ug/L	90	SW846 6020	08/31-09/04/09	LJ3AD1CE
			Dilution Factor: 1		Analysis Time..: 23:54	Analyst ID.....: 002260	
			Instrument ID..: I8				
Vanadium	100	89.9	ug/L	90	SW846 6020	08/31-09/04/09	LJ3AD1CF
			Dilution Factor: 1		Analysis Time..: 23:54	Analyst ID.....: 002260	
			Instrument ID..: I8				

(Continued on next page)

LABORATORY CONTROL SAMPLE DATA REPORT

TOTAL Metals

Client Lot #...: 9H26266 **Matrix.....:** WATER

PARAMETER	SPIKE AMOUNT	MEASURED AMOUNT	UNITS	PERCNT RECVRY	METHOD	PREPARATION-ANALYSIS DATE	WORK ORDER #
Zinc	100	99.9	ug/L	100	SW846 6020	08/31-09/04/09	LJ3AD1CG
			Dilution Factor: 1		Analysis Time..: 23:54	Analyst ID.....: 002260	
			Instrument ID..: I8				
Chromium	100	92.2	ug/L	92	SW846 6020	08/31-09/04/09	LJ3AD1CH
			Dilution Factor: 1		Analysis Time..: 23:54	Analyst ID.....: 002260	
			Instrument ID..: I8				
Mercury	5.0	5.2	ug/L	104	SW846 7470A	08/31-09/01/09	LJ3AD1CJ
			Dilution Factor: 1		Analysis Time..: 13:45	Analyst ID.....: 001576	
			Instrument ID..: H1				

LCS Lot-Sample#: A9I020000-025 **Prep Batch #...:** 9245025

Antimony	100	93.2	ug/L	93	SW846 6020	09/02-09/16/09	LJ6N91AX
			Dilution Factor: 1		Analysis Time..: 08:25	Analyst ID.....: 002260	
			Instrument ID..: I8				
Arsenic	100	92.0	ug/L	92	SW846 6020	09/02-09/16/09	LJ6N91A0
			Dilution Factor: 1		Analysis Time..: 08:25	Analyst ID.....: 002260	
			Instrument ID..: I8				
Barium	100	90.8	ug/L	91	SW846 6020	09/02-09/16/09	LJ6N91A1
			Dilution Factor: 1		Analysis Time..: 08:25	Analyst ID.....: 002260	
			Instrument ID..: I8				
Beryllium	100	88.7	ug/L	89	SW846 6020	09/02-09/16/09	LJ6N91A2
			Dilution Factor: 1		Analysis Time..: 08:25	Analyst ID.....: 002260	
			Instrument ID..: I8				
Cadmium	100	95.0	ug/L	95	SW846 6020	09/02-09/16/09	LJ6N91A3
			Dilution Factor: 1		Analysis Time..: 08:25	Analyst ID.....: 002260	
			Instrument ID..: I8				
Cobalt	100	91.9	ug/L	92	SW846 6020	09/02-09/16/09	LJ6N91A4
			Dilution Factor: 1		Analysis Time..: 08:25	Analyst ID.....: 002260	
			Instrument ID..: I8				
Copper	100	95.9	ug/L	96	SW846 6020	09/02-09/16/09	LJ6N91A5
			Dilution Factor: 1		Analysis Time..: 08:25	Analyst ID.....: 002260	
			Instrument ID..: I8				
Iron	10000	8650	ug/L	87	SW846 6020	09/02-09/16/09	LJ6N91A6
			Dilution Factor: 1		Analysis Time..: 08:25	Analyst ID.....: 002260	
			Instrument ID..: I8				

(Continued on next page)

LABORATORY CONTROL SAMPLE DATA REPORT

TOTAL Metals

Client Lot #...: 9H26266 **Matrix.....:** WATER

PARAMETER	SPIKE AMOUNT	MEASURED AMOUNT	UNITS	PERCNT RECVRY	METHOD	PREPARATION-ANALYSIS DATE	WORK ORDER #
Lead	100	90.0	ug/L	90	SW846 6020	09/02-09/16/09	LJ6N91A7
			Dilution Factor: 1		Analysis Time..: 08:25	Analyst ID.....: 002260	
			Instrument ID..: I8				
Manganese	100	91.6	ug/L	92	SW846 6020	09/02-09/16/09	LJ6N91A8
			Dilution Factor: 1		Analysis Time..: 08:25	Analyst ID.....: 002260	
			Instrument ID..: I8				
Molybdenum	100	92.2	ug/L	92	SW846 6020	09/02-09/16/09	LJ6N91A9
			Dilution Factor: 1		Analysis Time..: 08:25	Analyst ID.....: 002260	
			Instrument ID..: I8				
Nickel	100	95.7	ug/L	96	SW846 6020	09/02-09/16/09	LJ6N91CA
			Dilution Factor: 1		Analysis Time..: 08:25	Analyst ID.....: 002260	
			Instrument ID..: I8				
Selenium	100	96.4	ug/L	96	SW846 6020	09/02-09/16/09	LJ6N91CC
			Dilution Factor: 1		Analysis Time..: 08:25	Analyst ID.....: 002260	
			Instrument ID..: I8				
Silver	100	96.0	ug/L	96	SW846 6020	09/02-09/16/09	LJ6N91CD
			Dilution Factor: 1		Analysis Time..: 08:25	Analyst ID.....: 002260	
			Instrument ID..: I8				
Thallium	100	87.9	ug/L	88	SW846 6020	09/02-09/16/09	LJ6N91CE
			Dilution Factor: 1		Analysis Time..: 08:25	Analyst ID.....: 002260	
			Instrument ID..: I8				
Vanadium	100	90.8	ug/L	91	SW846 6020	09/02-09/16/09	LJ6N91CF
			Dilution Factor: 1		Analysis Time..: 08:25	Analyst ID.....: 002260	
			Instrument ID..: I8				
Zinc	100	103	ug/L	103	SW846 6020	09/02-09/16/09	LJ6N91CG
			Dilution Factor: 1		Analysis Time..: 08:25	Analyst ID.....: 002260	
			Instrument ID..: I8				
Chromium	100	91.8	ug/L	92	SW846 6020	09/02-09/16/09	LJ6N91CH
			Dilution Factor: 1		Analysis Time..: 08:25	Analyst ID.....: 002260	
			Instrument ID..: I8				
Mercury	5.0	5.1	ug/L	101	SW846 7470A	09/02/09	LJ6N91CJ
			Dilution Factor: 1		Analysis Time..: 14:02	Analyst ID.....: 001576	
			Instrument ID..: H1				

(Continued on next page)

LABORATORY CONTROL SAMPLE DATA REPORT

DISSOLVED Metals

Client Lot #...: 9H26266 **Matrix.....:** WATER

PARAMETER	SPIKE AMOUNT	MEASURED AMOUNT	UNITS	PERCNT RECVRY	METHOD	PREPARATION-ANALYSIS DATE	WORK ORDER #
LCS Lot-Sample#: A9H270000-019 **Prep Batch #...:** 9239019							
Antimony	100	102	ug/L	102	SW846 6020	08/27-09/03/09	LJT881DV
			Dilution Factor: 1		Analysis Time..: 15:58	Analyst ID.....: 002260	
			Instrument ID..: I8				
Arsenic	100	96.1	ug/L	96	SW846 6020	08/27-09/03/09	LJT881DW
			Dilution Factor: 1		Analysis Time..: 15:58	Analyst ID.....: 002260	
			Instrument ID..: I8				
Barium	100	99.9	ug/L	100	SW846 6020	08/27-09/03/09	LJT881DX
			Dilution Factor: 1		Analysis Time..: 15:58	Analyst ID.....: 002260	
			Instrument ID..: I8				
Beryllium	100	104	ug/L	104	SW846 6020	08/27-09/03/09	LJT881D0
			Dilution Factor: 1		Analysis Time..: 15:58	Analyst ID.....: 002260	
			Instrument ID..: I8				
Cadmium	100	103	ug/L	103	SW846 6020	08/27-09/03/09	LJT881D1
			Dilution Factor: 1		Analysis Time..: 15:58	Analyst ID.....: 002260	
			Instrument ID..: I8				
Cobalt	100	96.0	ug/L	96	SW846 6020	08/27-09/03/09	LJT881D2
			Dilution Factor: 1		Analysis Time..: 15:58	Analyst ID.....: 002260	
			Instrument ID..: I8				
Copper	100	101	ug/L	101	SW846 6020	08/27-09/03/09	LJT881D3
			Dilution Factor: 1		Analysis Time..: 15:58	Analyst ID.....: 002260	
			Instrument ID..: I8				
Iron	10000	9870	ug/L	99	SW846 6020	08/27-09/03/09	LJT881D4
			Dilution Factor: 1		Analysis Time..: 15:58	Analyst ID.....: 002260	
			Instrument ID..: I8				
Lead	100	96.3	ug/L	96	SW846 6020	08/27-09/03/09	LJT881D5
			Dilution Factor: 1		Analysis Time..: 15:58	Analyst ID.....: 002260	
			Instrument ID..: I8				
Manganese	100	104	ug/L	104	SW846 6020	08/27-09/03/09	LJT881D6
			Dilution Factor: 1		Analysis Time..: 15:58	Analyst ID.....: 002260	
			Instrument ID..: I8				

(Continued on next page)

LABORATORY CONTROL SAMPLE DATA REPORT

DISSOLVED Metals

Client Lot #...: 9H26266 **Matrix.....:** WATER

PARAMETER	SPIKE AMOUNT	MEASURED AMOUNT	UNITS	PERCNT RECVRY	METHOD	PREPARATION-ANALYSIS DATE	WORK ORDER #
Molybdenum	100	95.8	ug/L	96	SW846 6020	08/27-09/03/09	LJT881D7
			Dilution Factor: 1		Analysis Time..: 15:58	Analyst ID.....: 002260	
			Instrument ID..: I8				
Nickel	100	99.0	ug/L	99	SW846 6020	08/27-09/03/09	LJT881D8
			Dilution Factor: 1		Analysis Time..: 15:58	Analyst ID.....: 002260	
			Instrument ID..: I8				
Selenium	100	99.5	ug/L	99	SW846 6020	08/27-09/03/09	LJT881D9
			Dilution Factor: 1		Analysis Time..: 15:58	Analyst ID.....: 002260	
			Instrument ID..: I8				
Silver	100	102	ug/L	102	SW846 6020	08/27-09/03/09	LJT881EA
			Dilution Factor: 1		Analysis Time..: 15:58	Analyst ID.....: 002260	
			Instrument ID..: I8				
Thallium	100	96.2	ug/L	96	SW846 6020	08/27-09/03/09	LJT881EC
			Dilution Factor: 1		Analysis Time..: 15:58	Analyst ID.....: 002260	
			Instrument ID..: I8				
Vanadium	100	96.6	ug/L	97	SW846 6020	08/27-09/03/09	LJT881ED
			Dilution Factor: 1		Analysis Time..: 15:58	Analyst ID.....: 002260	
			Instrument ID..: I8				
Zinc	100	109	ug/L	109	SW846 6020	08/27-09/03/09	LJT881EE
			Dilution Factor: 1		Analysis Time..: 15:58	Analyst ID.....: 002260	
			Instrument ID..: I8				
Chromium	100	97.1	ug/L	97	SW846 6020	08/27-09/03/09	LJT881EF
			Dilution Factor: 1		Analysis Time..: 15:58	Analyst ID.....: 002260	
			Instrument ID..: I8				
Mercury	5.0	4.6	ug/L	93	SW846 7470A	08/27-08/28/09	LJT881EG
			Dilution Factor: 1		Analysis Time..: 12:27	Analyst ID.....: 001576	
			Instrument ID..: H1				
LCS Lot-Sample#: A9H280000-019 **Prep Batch #...:** 9240019							
Antimony	100	96.5	ug/L	96	SW846 6020	08/28-09/04/09	LJXQ31C8
			Dilution Factor: 1		Analysis Time..: 19:52	Analyst ID.....: 002260	
			Instrument ID..: I8				
Arsenic	100	89.5	ug/L	89	SW846 6020	08/28-09/04/09	LJXQ31C9
			Dilution Factor: 1		Analysis Time..: 19:52	Analyst ID.....: 002260	
			Instrument ID..: I8				

(Continued on next page)

LABORATORY CONTROL SAMPLE DATA REPORT

DISSOLVED Metals

Client Lot #...: 9H26266 **Matrix.....:** WATER

PARAMETER	SPIKE AMOUNT	MEASURED AMOUNT	UNITS	PERCNT RECVRY	METHOD	PREPARATION-ANALYSIS DATE	WORK ORDER #
Barium	100	91.9	ug/L	92	SW846 6020	08/28-09/04/09	LJXQ31DA
			Dilution Factor: 1		Analysis Time..: 19:52	Analyst ID.....: 002260	
			Instrument ID..: I8				
Beryllium	100	85.9	ug/L	86	SW846 6020	08/28-09/04/09	LJXQ31DC
			Dilution Factor: 1		Analysis Time..: 19:52	Analyst ID.....: 002260	
			Instrument ID..: I8				
Cadmium	100	99.6	ug/L	100	SW846 6020	08/28-09/04/09	LJXQ31DD
			Dilution Factor: 1		Analysis Time..: 19:52	Analyst ID.....: 002260	
			Instrument ID..: I8				
Cobalt	100	93.5	ug/L	93	SW846 6020	08/28-09/04/09	LJXQ31DE
			Dilution Factor: 1		Analysis Time..: 19:52	Analyst ID.....: 002260	
			Instrument ID..: I8				
Copper	100	97.8	ug/L	98	SW846 6020	08/28-09/04/09	LJXQ31DF
			Dilution Factor: 1		Analysis Time..: 19:52	Analyst ID.....: 002260	
			Instrument ID..: I8				
Iron	10000	9580	ug/L	96	SW846 6020	08/28-09/04/09	LJXQ31DG
			Dilution Factor: 1		Analysis Time..: 19:52	Analyst ID.....: 002260	
			Instrument ID..: I8				
Lead	100	91.0	ug/L	91	SW846 6020	08/28-09/04/09	LJXQ31DH
			Dilution Factor: 1		Analysis Time..: 19:52	Analyst ID.....: 002260	
			Instrument ID..: I8				
Manganese	100	104	ug/L	104	SW846 6020	08/28-09/04/09	LJXQ31DJ
			Dilution Factor: 1		Analysis Time..: 19:52	Analyst ID.....: 002260	
			Instrument ID..: I8				
Molybdenum	100	91.9	ug/L	92	SW846 6020	08/28-09/04/09	LJXQ31DK
			Dilution Factor: 1		Analysis Time..: 19:52	Analyst ID.....: 002260	
			Instrument ID..: I8				
Nickel	100	97.8	ug/L	98	SW846 6020	08/28-09/04/09	LJXQ31DL
			Dilution Factor: 1		Analysis Time..: 19:52	Analyst ID.....: 002260	
			Instrument ID..: I8				
Selenium	100	91.8	ug/L	92	SW846 6020	08/28-09/04/09	LJXQ31DM
			Dilution Factor: 1		Analysis Time..: 19:52	Analyst ID.....: 002260	
			Instrument ID..: I8				

(Continued on next page)

LABORATORY CONTROL SAMPLE DATA REPORT

DISSOLVED Metals

Client Lot #...: 9H26266 **Matrix.....:** WATER

PARAMETER	SPIKE AMOUNT	MEASURED AMOUNT	UNITS	PERCNT RECVRY	METHOD	PREPARATION-ANALYSIS DATE	WORK ORDER #
Silver	100	99.0	ug/L	99	SW846 6020	08/28-09/04/09	LJXQ31DN
			Dilution Factor: 1		Analysis Time..: 19:52	Analyst ID.....: 002260	
			Instrument ID..: I8				
Thallium	100	93.4	ug/L	93	SW846 6020	08/28-09/04/09	LJXQ31DP
			Dilution Factor: 1		Analysis Time..: 19:52	Analyst ID.....: 002260	
			Instrument ID..: I8				
Vanadium	100	91.8	ug/L	92	SW846 6020	08/28-09/04/09	LJXQ31DQ
			Dilution Factor: 1		Analysis Time..: 19:52	Analyst ID.....: 002260	
			Instrument ID..: I8				
Zinc	100	113	ug/L	113	SW846 6020	08/28-09/04/09	LJXQ31DR
			Dilution Factor: 1		Analysis Time..: 19:52	Analyst ID.....: 002260	
			Instrument ID..: I8				
Chromium	100	94.4	ug/L	94	SW846 6020	08/28-09/04/09	LJXQ31DT
			Dilution Factor: 1		Analysis Time..: 19:52	Analyst ID.....: 002260	
			Instrument ID..: I8				
Mercury	5.0	4.6	ug/L	92	SW846 7470A	08/28/09	LJXQ31DU
			Dilution Factor: 1		Analysis Time..: 16:39	Analyst ID.....: 001576	
			Instrument ID..: H1				

LCS Lot-Sample#: A9H310000-019 **Prep Batch #...:** 9243019

Antimony	100	94.9	ug/L	95	SW846 6020	08/31-09/04/09	LJ3AD1C7
			Dilution Factor: 1		Analysis Time..: 23:54	Analyst ID.....: 002260	
			Instrument ID..: I8				
Arsenic	100	89.3	ug/L	89	SW846 6020	08/31-09/04/09	LJ3AD1C8
			Dilution Factor: 1		Analysis Time..: 23:54	Analyst ID.....: 002260	
			Instrument ID..: I8				
Barium	100	91.4	ug/L	91	SW846 6020	08/31-09/04/09	LJ3AD1C9
			Dilution Factor: 1		Analysis Time..: 23:54	Analyst ID.....: 002260	
			Instrument ID..: I8				
Beryllium	100	88.2	ug/L	88	SW846 6020	08/31-09/04/09	LJ3AD1DA
			Dilution Factor: 1		Analysis Time..: 23:54	Analyst ID.....: 002260	
			Instrument ID..: I8				
Cadmium	100	97.3	ug/L	97	SW846 6020	08/31-09/04/09	LJ3AD1DC
			Dilution Factor: 1		Analysis Time..: 23:54	Analyst ID.....: 002260	
			Instrument ID..: I8				

(Continued on next page)

LABORATORY CONTROL SAMPLE DATA REPORT

DISSOLVED Metals

Client Lot #...: 9H26266 **Matrix.....:** WATER

PARAMETER	SPIKE AMOUNT	MEASURED AMOUNT	UNITS	PERCNT RECVRY	METHOD	PREPARATION-ANALYSIS DATE	WORK ORDER #
Cobalt	100	90.8	ug/L	91	SW846 6020	08/31-09/04/09	LJ3AD1DD
			Dilution Factor: 1		Analysis Time..: 23:54	Analyst ID.....: 002260	
			Instrument ID..: I8				
Copper	100	95.6	ug/L	96	SW846 6020	08/31-09/04/09	LJ3AD1DE
			Dilution Factor: 1		Analysis Time..: 23:54	Analyst ID.....: 002260	
			Instrument ID..: I8				
Iron	10000	9340	ug/L	93	SW846 6020	08/31-09/04/09	LJ3AD1DF
			Dilution Factor: 1		Analysis Time..: 23:54	Analyst ID.....: 002260	
			Instrument ID..: I8				
Lead	100	89.0	ug/L	89	SW846 6020	08/31-09/04/09	LJ3AD1DG
			Dilution Factor: 1		Analysis Time..: 23:54	Analyst ID.....: 002260	
			Instrument ID..: I8				
Manganese	100	93.1	ug/L	93	SW846 6020	08/31-09/10/09	LJ3AD1DH
			Dilution Factor: 1		Analysis Time..: 17:29	Analyst ID.....: 002260	
			Instrument ID..: I8				
Molybdenum	100	88.4	ug/L	88	SW846 6020	08/31-09/04/09	LJ3AD1DJ
			Dilution Factor: 1		Analysis Time..: 23:54	Analyst ID.....: 002260	
			Instrument ID..: I8				
Nickel	100	94.5	ug/L	94	SW846 6020	08/31-09/04/09	LJ3AD1DK
			Dilution Factor: 1		Analysis Time..: 23:54	Analyst ID.....: 002260	
			Instrument ID..: I8				
Selenium	100	93.1	ug/L	93	SW846 6020	08/31-09/04/09	LJ3AD1DL
			Dilution Factor: 1		Analysis Time..: 23:54	Analyst ID.....: 002260	
			Instrument ID..: I8				
Silver	100	94.8	ug/L	95	SW846 6020	08/31-09/04/09	LJ3AD1DM
			Dilution Factor: 1		Analysis Time..: 23:54	Analyst ID.....: 002260	
			Instrument ID..: I8				
Thallium	100	89.7	ug/L	90	SW846 6020	08/31-09/04/09	LJ3AD1DN
			Dilution Factor: 1		Analysis Time..: 23:54	Analyst ID.....: 002260	
			Instrument ID..: I8				
Vanadium	100	89.9	ug/L	90	SW846 6020	08/31-09/04/09	LJ3AD1DP
			Dilution Factor: 1		Analysis Time..: 23:54	Analyst ID.....: 002260	
			Instrument ID..: I8				

(Continued on next page)

LABORATORY CONTROL SAMPLE DATA REPORT

DISSOLVED Metals

Client Lot #...: 9H26266 **Matrix.....:** WATER

PARAMETER	SPIKE AMOUNT	MEASURED AMOUNT	UNITS	PERCNT RECVRY	METHOD	PREPARATION-ANALYSIS DATE	WORK ORDER #
Zinc	100	99.9	ug/L	100	SW846 6020	08/31-09/04/09	LJ3AD1DQ
			Dilution Factor: 1		Analysis Time..: 23:54	Analyst ID.....: 002260	
			Instrument ID..: I8				
Chromium	100	92.2	ug/L	92	SW846 6020	08/31-09/04/09	LJ3AD1DR
			Dilution Factor: 1		Analysis Time..: 23:54	Analyst ID.....: 002260	
			Instrument ID..: I8				
Mercury	5.0	5.2	ug/L	104	SW846 7470A	08/31-09/01/09	LJ3AD1DT
			Dilution Factor: 1		Analysis Time..: 13:45	Analyst ID.....: 001576	
			Instrument ID..: H1				

LCS Lot-Sample#: A9I020000-025 **Prep Batch #...:** 9245025

Antimony	100	93.2	ug/L	93	SW846 6020	09/02-09/16/09	LJ6N91C7
			Dilution Factor: 1		Analysis Time..: 08:25	Analyst ID.....: 002260	
			Instrument ID..: I8				
Arsenic	100	92.0	ug/L	92	SW846 6020	09/02-09/16/09	LJ6N91C8
			Dilution Factor: 1		Analysis Time..: 08:25	Analyst ID.....: 002260	
			Instrument ID..: I8				
Barium	100	90.8	ug/L	91	SW846 6020	09/02-09/16/09	LJ6N91C9
			Dilution Factor: 1		Analysis Time..: 08:25	Analyst ID.....: 002260	
			Instrument ID..: I8				
Beryllium	100	88.7	ug/L	89	SW846 6020	09/02-09/16/09	LJ6N91DA
			Dilution Factor: 1		Analysis Time..: 08:25	Analyst ID.....: 002260	
			Instrument ID..: I8				
Cadmium	100	95.0	ug/L	95	SW846 6020	09/02-09/16/09	LJ6N91DC
			Dilution Factor: 1		Analysis Time..: 08:25	Analyst ID.....: 002260	
			Instrument ID..: I8				
Cobalt	100	91.9	ug/L	92	SW846 6020	09/02-09/16/09	LJ6N91DD
			Dilution Factor: 1		Analysis Time..: 08:25	Analyst ID.....: 002260	
			Instrument ID..: I8				
Copper	100	95.9	ug/L	96	SW846 6020	09/02-09/16/09	LJ6N91DE
			Dilution Factor: 1		Analysis Time..: 08:25	Analyst ID.....: 002260	
			Instrument ID..: I8				
Iron	10000	8650	ug/L	87	SW846 6020	09/02-09/16/09	LJ6N91DF
			Dilution Factor: 1		Analysis Time..: 08:25	Analyst ID.....: 002260	
			Instrument ID..: I8				

(Continued on next page)

LABORATORY CONTROL SAMPLE DATA REPORT

DISSOLVED Metals

Client Lot #...: 9H26266 Matrix.....: WATER

PARAMETER	SPIKE AMOUNT	MEASURED AMOUNT	UNITS	PERCNT RECVRY	METHOD	PREPARATION-ANALYSIS DATE	WORK ORDER #
Lead	100	90.0	ug/L	90	SW846 6020	09/02-09/16/09	LJ6N91DG
			Dilution Factor: 1		Analysis Time..: 08:25	Analyst ID.....: 002260	
			Instrument ID..: I8				
Manganese	100	91.6	ug/L	92	SW846 6020	09/02-09/16/09	LJ6N91DH
			Dilution Factor: 1		Analysis Time..: 08:25	Analyst ID.....: 002260	
			Instrument ID..: I8				
Molybdenum	100	92.2	ug/L	92	SW846 6020	09/02-09/16/09	LJ6N91DJ
			Dilution Factor: 1		Analysis Time..: 08:25	Analyst ID.....: 002260	
			Instrument ID..: I8				
Nickel	100	95.7	ug/L	96	SW846 6020	09/02-09/16/09	LJ6N91DK
			Dilution Factor: 1		Analysis Time..: 08:25	Analyst ID.....: 002260	
			Instrument ID..: I8				
Selenium	100	96.4	ug/L	96	SW846 6020	09/02-09/16/09	LJ6N91DL
			Dilution Factor: 1		Analysis Time..: 08:25	Analyst ID.....: 002260	
			Instrument ID..: I8				
Silver	100	96.0	ug/L	96	SW846 6020	09/02-09/16/09	LJ6N91DM
			Dilution Factor: 1		Analysis Time..: 08:25	Analyst ID.....: 002260	
			Instrument ID..: I8				
Thallium	100	87.9	ug/L	88	SW846 6020	09/02-09/16/09	LJ6N91DN
			Dilution Factor: 1		Analysis Time..: 08:25	Analyst ID.....: 002260	
			Instrument ID..: I8				
Vanadium	100	90.8	ug/L	91	SW846 6020	09/02-09/16/09	LJ6N91DP
			Dilution Factor: 1		Analysis Time..: 08:25	Analyst ID.....: 002260	
			Instrument ID..: I8				
Zinc	100	103	ug/L	103	SW846 6020	09/02-09/16/09	LJ6N91DQ
			Dilution Factor: 1		Analysis Time..: 08:25	Analyst ID.....: 002260	
			Instrument ID..: I8				
Chromium	100	91.8	ug/L	92	SW846 6020	09/02-09/16/09	LJ6N91DR
			Dilution Factor: 1		Analysis Time..: 08:25	Analyst ID.....: 002260	
			Instrument ID..: I8				
Mercury	5.0	5.1	ug/L	101	SW846 7470A	09/02/09	LJ6N91DT
			Dilution Factor: 1		Analysis Time..: 14:02	Analyst ID.....: 001576	
			Instrument ID..: H1				

(Continued on next page)

MATRIX SPIKE SAMPLE DATA REPORT

TOTAL Metals

Client Lot #...: 9H26266 **Matrix.....:** WG
Date Sampled...: 08/25/09 09:50 **Date Received..:** 08/26/09

PARAMETER	SAMPLE AMOUNT	SPIKE AMT	MEASURED AMOUNT	UNITS	PERCENT RECOVERY	METHOD	PREPARATION-ANALYSIS DATE	WORK ORDER #
MS Lot-Sample #: A9H260266-001 **Prep Batch #...:** 9239019								
Antimony	0.081	100	100	ug/L	100	SW846 6020	08/27-09/04/09	LJTGV1CR
			Dilution Factor: 1		Analysis Time..: 13:01		Instrument ID..: I8	
			Analyst ID.....: 002260					
Arsenic	3.3	100	96.7	ug/L	93	SW846 6020	08/27-09/04/09	LJTGV1CT
			Dilution Factor: 1		Analysis Time..: 13:01		Instrument ID..: I8	
			Analyst ID.....: 002260					
Barium	20.8	100	115	ug/L	94	SW846 6020	08/27-09/04/09	LJTGV1CU
			Dilution Factor: 1		Analysis Time..: 13:01		Instrument ID..: I8	
			Analyst ID.....: 002260					
Beryllium	0.85	100	92.0	ug/L	91	SW846 6020	08/27-09/04/09	LJTGV1CV
			Dilution Factor: 1		Analysis Time..: 13:01		Instrument ID..: I8	
			Analyst ID.....: 002260					
Cadmium	0.58	100	103	ug/L	102	SW846 6020	08/27-09/04/09	LJTGV1CW
			Dilution Factor: 1		Analysis Time..: 13:01		Instrument ID..: I8	
			Analyst ID.....: 002260					
Chromium	3.9	100	99.4	ug/L	95	SW846 6020	08/27-09/04/09	LJTGV1DC
			Dilution Factor: 1		Analysis Time..: 13:01		Instrument ID..: I8	
			Analyst ID.....: 002260					
Cobalt	113	100	202	ug/L	89	SW846 6020	08/27-09/04/09	LJTGV1CX
			Dilution Factor: 1		Analysis Time..: 13:01		Instrument ID..: I8	
			Analyst ID.....: 002260					
Copper	24.4	100	119	ug/L	94	SW846 6020	08/27-09/04/09	LJTGV1C0
			Dilution Factor: 1		Analysis Time..: 13:01		Instrument ID..: I8	
			Analyst ID.....: 002260					
Iron	8480	10000	17500	ug/L	91	SW846 6020	08/27-09/04/09	LJTGV1C1
			Dilution Factor: 1		Analysis Time..: 13:01		Instrument ID..: I8	
			Analyst ID.....: 002260					
Lead	1.3	100	97.0	ug/L	96	SW846 6020	08/27-09/04/09	LJTGV1C2
			Dilution Factor: 1		Analysis Time..: 13:01		Instrument ID..: I8	
			Analyst ID.....: 002260					

(Continued on next page)

MATRIX SPIKE SAMPLE DATA REPORT

TOTAL Metals

Client Lot #...: 9H26266 **Matrix.....:** WG
Date Sampled...: 08/25/09 09:50 **Date Received..:** 08/26/09

PARAMETER	SAMPLE AMOUNT	SPIKE AMT	MEASURED AMOUNT	UNITS	PERCENT RECOVERY	METHOD	PREPARATION-ANALYSIS DATE	WORK ORDER #
Manganese	146	100	239	ug/L	93	SW846 6020	08/27-09/04/09	LJTGV1C3
			Dilution Factor: 1			Analysis Time..: 13:01	Instrument ID..: I8	
			Analyst ID.....: 002260					
Molybdenum	ND	100	96.6	ug/L	97	SW846 6020	08/27-09/04/09	LJTGV1C4
			Dilution Factor: 1			Analysis Time..: 13:01	Instrument ID..: I8	
			Analyst ID.....: 002260					
Nickel	132	100	220	ug/L	88	SW846 6020	08/27-09/04/09	LJTGV1C5
			Dilution Factor: 1			Analysis Time..: 13:01	Instrument ID..: I8	
			Analyst ID.....: 002260					
Selenium	2.1	100	97.8	ug/L	96	SW846 6020	08/27-09/04/09	LJTGV1C6
			Dilution Factor: 1			Analysis Time..: 13:01	Instrument ID..: I8	
			Analyst ID.....: 002260					
Silver	ND	100	100	ug/L	100	SW846 6020	08/27-09/04/09	LJTGV1C7
			Dilution Factor: 1			Analysis Time..: 13:01	Instrument ID..: I8	
			Analyst ID.....: 002260					
Thallium	ND	100	97.7	ug/L	98	SW846 6020	08/27-09/04/09	LJTGV1C8
			Dilution Factor: 1			Analysis Time..: 13:01	Instrument ID..: I8	
			Analyst ID.....: 002260					
Vanadium	4.7	100	100	ug/L	96	SW846 6020	08/27-09/04/09	LJTGV1C9
			Dilution Factor: 1			Analysis Time..: 13:01	Instrument ID..: I8	
			Analyst ID.....: 002260					
Zinc	128	100	226	ug/L	97	SW846 6020	08/27-09/04/09	LJTGV1DA
			Dilution Factor: 1			Analysis Time..: 13:01	Instrument ID..: I8	
			Analyst ID.....: 002260					
Mercury	ND	1.0	0.71	ug/L	71	SW846 7470A	08/27-08/28/09	LJTGV1DD
			Dilution Factor: 1			Analysis Time..: 12:28	Instrument ID..: H1	
			Analyst ID.....: 001576					

NOTE(S):

Calculations are performed before rounding to avoid round-off errors in calculated results.

MATRIX SPIKE SAMPLE DATA REPORT

TOTAL Metals

Client Lot #...: 9H26266 **Matrix.....:** WG
Date Sampled...: 08/26/09 11:30 **Date Received..:** 08/27/09

PARAMETER	SAMPLE AMOUNT	SPIKE AMT	MEASURED AMOUNT	UNITS	PERCENT RECOVERY	METHOD	PREPARATION-ANALYSIS DATE	WORK ORDER #
MS Lot-Sample #: A9H270136-001 **Prep Batch #...:** 9240019								
Antimony	0.14	100	106	ug/L	106	SW846 6020	08/28-09/04/09	LJVQ51CR
			Dilution Factor: 1		Analysis Time..: 19:57		Instrument ID..: I8	
			Analyst ID.....: 002260					
Arsenic	15.6	100	112	ug/L	96	SW846 6020	08/28-09/04/09	LJVQ51CT
			Dilution Factor: 1		Analysis Time..: 19:57		Instrument ID..: I8	
			Analyst ID.....: 002260					
Barium	99.1	100	202	ug/L	103	SW846 6020	08/28-09/04/09	LJVQ51CU
			Dilution Factor: 1		Analysis Time..: 19:57		Instrument ID..: I8	
			Analyst ID.....: 002260					
Beryllium	0.24	100	97.0	ug/L	97	SW846 6020	08/28-09/04/09	LJVQ51CV
			Dilution Factor: 1		Analysis Time..: 19:57		Instrument ID..: I8	
			Analyst ID.....: 002260					
Cadmium	ND	100	106	ug/L	106	SW846 6020	08/28-09/04/09	LJVQ51CW
			Dilution Factor: 1		Analysis Time..: 19:57		Instrument ID..: I8	
			Analyst ID.....: 002260					
Chromium	1.7	100	102	ug/L	100	SW846 6020	08/28-09/04/09	LJVQ51DC
			Dilution Factor: 1		Analysis Time..: 19:57		Instrument ID..: I8	
			Analyst ID.....: 002260					
Cobalt	41.7	100	141	ug/L	99	SW846 6020	08/28-09/04/09	LJVQ51CX
			Dilution Factor: 1		Analysis Time..: 19:57		Instrument ID..: I8	
			Analyst ID.....: 002260					
Copper	0.16	100	99.8	ug/L	100	SW846 6020	08/28-09/04/09	LJVQ51C0
			Dilution Factor: 1		Analysis Time..: 19:57		Instrument ID..: I8	
			Analyst ID.....: 002260					
Iron	34300	10000	44900	ug/L	106	SW846 6020	08/28-09/04/09	LJVQ51C1
			Dilution Factor: 1		Analysis Time..: 19:57		Instrument ID..: I8	
			Analyst ID.....: 002260					
Lead	0.16	100	98.9	ug/L	99	SW846 6020	08/28-09/04/09	LJVQ51C2
			Dilution Factor: 1		Analysis Time..: 19:57		Instrument ID..: I8	
			Analyst ID.....: 002260					

(Continued on next page)

MATRIX SPIKE SAMPLE DATA REPORT

TOTAL Metals

Client Lot #...: 9H26266 **Matrix.....:** WG
Date Sampled...: 08/26/09 11:30 **Date Received..:** 08/27/09

PARAMETER	SAMPLE AMOUNT	SPIKE AMT	MEASURED AMOUNT	UNITS	PERCENT RECOVERY	METHOD	PREPARATION-ANALYSIS DATE	WORK ORDER #
Manganese	374	100	491	ug/L	117	SW846 6020	08/28-09/04/09	LJVQ51C3
			Dilution Factor: 1		Analysis Time..: 19:57		Instrument ID..: I8	
			Analyst ID.....: 002260					
Molybdenum	1.1	100	99.4	ug/L	98	SW846 6020	08/28-09/04/09	LJVQ51C4
			Dilution Factor: 1		Analysis Time..: 19:57		Instrument ID..: I8	
			Analyst ID.....: 002260					
Nickel	40.2	100	141	ug/L	101	SW846 6020	08/28-09/04/09	LJVQ51C5
			Dilution Factor: 1		Analysis Time..: 19:57		Instrument ID..: I8	
			Analyst ID.....: 002260					
Selenium	ND	100	93.3	ug/L	93	SW846 6020	08/28-09/04/09	LJVQ51C6
			Dilution Factor: 1		Analysis Time..: 19:57		Instrument ID..: I8	
			Analyst ID.....: 002260					
Silver	ND	100	104	ug/L	104	SW846 6020	08/28-09/04/09	LJVQ51C7
			Dilution Factor: 1		Analysis Time..: 19:57		Instrument ID..: I8	
			Analyst ID.....: 002260					
Thallium	0.12	100	101	ug/L	101	SW846 6020	08/28-09/04/09	LJVQ51C8
			Dilution Factor: 1		Analysis Time..: 19:57		Instrument ID..: I8	
			Analyst ID.....: 002260					
Vanadium	0.87	100	102	ug/L	101	SW846 6020	08/28-09/04/09	LJVQ51C9
			Dilution Factor: 1		Analysis Time..: 19:57		Instrument ID..: I8	
			Analyst ID.....: 002260					
Zinc	13.2	100	117	ug/L	104	SW846 6020	08/28-09/04/09	LJVQ51DA
			Dilution Factor: 1		Analysis Time..: 19:57		Instrument ID..: I8	
			Analyst ID.....: 002260					
Mercury	ND	1.0	0.75	ug/L	75	SW846 7470A	08/28/09	LJVQ51DD
			Dilution Factor: 1		Analysis Time..: 16:40		Instrument ID..: H1	
			Analyst ID.....: 001576					

NOTE(S):

Calculations are performed before rounding to avoid round-off errors in calculated results.

MATRIX SPIKE SAMPLE DATA REPORT

TOTAL Metals

Client Lot #...: 9H26266 **Matrix.....:** WG
Date Sampled...: 08/28/09 09:15 **Date Received..:** 08/29/09

PARAMETER	SAMPLE AMOUNT	SPIKE AMT	MEASURED AMOUNT	UNITS	PERCENT RECOVERY	METHOD	PREPARATION-ANALYSIS DATE	WORK ORDER #
MS Lot-Sample #: A9H290107-004 **Prep Batch #...:** 9243019								
Antimony	0.10	100	96.2	ug/L	96	SW846 6020	08/31-09/05/09	LJ18D1C3
			Dilution Factor: 1		Analysis Time..: 01:01		Instrument ID..: I8	
			Analyst ID.....: 002260					
Arsenic	0.48	100	91.2	ug/L	91	SW846 6020	08/31-09/05/09	LJ18D1C4
			Dilution Factor: 1		Analysis Time..: 01:01		Instrument ID..: I8	
			Analyst ID.....: 002260					
Barium	66.2	100	160	ug/L	94	SW846 6020	08/31-09/05/09	LJ18D1C5
			Dilution Factor: 1		Analysis Time..: 01:01		Instrument ID..: I8	
			Analyst ID.....: 002260					
Beryllium	0.20	100	89.8	ug/L	90	SW846 6020	08/31-09/05/09	LJ18D1C6
			Dilution Factor: 1		Analysis Time..: 01:01		Instrument ID..: I8	
			Analyst ID.....: 002260					
Cadmium	ND	100	101	ug/L	101	SW846 6020	08/31-09/05/09	LJ18D1C7
			Dilution Factor: 1		Analysis Time..: 01:01		Instrument ID..: I8	
			Analyst ID.....: 002260					
Chromium	6.9	100	103	ug/L	96	SW846 6020	08/31-09/05/09	LJ18D1C1
			Dilution Factor: 1		Analysis Time..: 01:01		Instrument ID..: I8	
			Analyst ID.....: 002260					
Cobalt	0.56	100	94.8	ug/L	94	SW846 6020	08/31-09/05/09	LJ18D1C8
			Dilution Factor: 1		Analysis Time..: 01:01		Instrument ID..: I8	
			Analyst ID.....: 002260					
Copper	7.4	100	103	ug/L	95	SW846 6020	08/31-09/05/09	LJ18D1C9
			Dilution Factor: 1		Analysis Time..: 01:01		Instrument ID..: I8	
			Analyst ID.....: 002260					
Iron	8740	10000	18300	ug/L	96	SW846 6020	08/31-09/05/09	LJ18D1DA
			Dilution Factor: 1		Analysis Time..: 01:01		Instrument ID..: I8	
			Analyst ID.....: 002260					
Lead	2.3	100	95.1	ug/L	93	SW846 6020	08/31-09/05/09	LJ18D1CP
			Dilution Factor: 1		Analysis Time..: 01:01		Instrument ID..: I8	
			Analyst ID.....: 002260					

(Continued on next page)

MATRIX SPIKE SAMPLE DATA REPORT

TOTAL Metals

Client Lot #...: 9H26266 **Matrix.....:** WG
Date Sampled...: 08/28/09 09:15 **Date Received..:** 08/29/09

PARAMETER	SAMPLE AMOUNT	SPIKE AMT	MEASURED AMOUNT	UNITS	PERCENT RECOVERY	METHOD	PREPARATION-ANALYSIS DATE	WORK ORDER #
Manganese	348	100	438	ug/L	90	SW846 6020	08/31-09/10/09	LJ18D1CQ
			Dilution Factor: 1		Analysis Time..: 18:34		Instrument ID..: I8	
			Analyst ID.....: 002260					
Molybdenum	3.0	100	96.6	ug/L	94	SW846 6020	08/31-09/05/09	LJ18D1CR
			Dilution Factor: 1		Analysis Time..: 01:01		Instrument ID..: I8	
			Analyst ID.....: 002260					
Nickel	1.9	100	98.8	ug/L	97	SW846 6020	08/31-09/05/09	LJ18D1CT
			Dilution Factor: 1		Analysis Time..: 01:01		Instrument ID..: I8	
			Analyst ID.....: 002260					
Selenium	ND	100	89.3	ug/L	89	SW846 6020	08/31-09/05/09	LJ18D1CU
			Dilution Factor: 1		Analysis Time..: 01:01		Instrument ID..: I8	
			Analyst ID.....: 002260					
Silver	ND	100	98.8	ug/L	99	SW846 6020	08/31-09/05/09	LJ18D1CV
			Dilution Factor: 1		Analysis Time..: 01:01		Instrument ID..: I8	
			Analyst ID.....: 002260					
Thallium	ND	100	95.1	ug/L	95	SW846 6020	08/31-09/05/09	LJ18D1CW
			Dilution Factor: 1		Analysis Time..: 01:01		Instrument ID..: I8	
			Analyst ID.....: 002260					
Vanadium	5.3	100	99.5	ug/L	94	SW846 6020	08/31-09/05/09	LJ18D1CX
			Dilution Factor: 1		Analysis Time..: 01:01		Instrument ID..: I8	
			Analyst ID.....: 002260					
Zinc	20.0	100	115	ug/L	95	SW846 6020	08/31-09/05/09	LJ18D1C0
			Dilution Factor: 1		Analysis Time..: 01:01		Instrument ID..: I8	
			Analyst ID.....: 002260					
Mercury	ND	1.0	1.2	ug/L	115	SW846 7470A	08/31-09/01/09	LJ18D1C2
			Dilution Factor: 1		Analysis Time..: 13:46		Instrument ID..: H1	
			Analyst ID.....: 001576					

NOTE(S):

Calculations are performed before rounding to avoid round-off errors in calculated results.

MATRIX SPIKE SAMPLE DATA REPORT

TOTAL Metals

Client Lot #...: 9H26266 **Matrix.....:** WG
Date Sampled...: 08/31/09 11:14 **Date Received..:** 09/01/09

PARAMETER	SAMPLE AMOUNT	SPIKE AMT	MEASURED AMOUNT	UNITS	PERCENT RECOVERY	METHOD	PREPARATION-ANALYSIS DATE	WORK ORDER #
MS Lot-Sample #: A9I010149-001 **Prep Batch #...:** 9245025								
Antimony	0.28	100	102	ug/L	102	SW846 6020	09/02-09/16/09	LJ4561CR
			Dilution Factor: 1		Analysis Time..: 08:31		Instrument ID..: I8	
			Analyst ID.....: 002260					
Arsenic	0.99	100	100	ug/L	99	SW846 6020	09/02-09/16/09	LJ4561CT
			Dilution Factor: 1		Analysis Time..: 08:31		Instrument ID..: I8	
			Analyst ID.....: 002260					
Barium	74.1	100	178	ug/L	104	SW846 6020	09/02-09/16/09	LJ4561CU
			Dilution Factor: 1		Analysis Time..: 08:31		Instrument ID..: I8	
			Analyst ID.....: 002260					
Beryllium	1.0	100	98.0	ug/L	97	SW846 6020	09/02-09/16/09	LJ4561CV
			Dilution Factor: 1		Analysis Time..: 08:31		Instrument ID..: I8	
			Analyst ID.....: 002260					
Cadmium	0.55	100	105	ug/L	104	SW846 6020	09/02-09/16/09	LJ4561CW
			Dilution Factor: 1		Analysis Time..: 08:31		Instrument ID..: I8	
			Analyst ID.....: 002260					
Chromium	0.69	100	101	ug/L	100	SW846 6020	09/02-09/16/09	LJ4561DC
			Dilution Factor: 1		Analysis Time..: 08:31		Instrument ID..: I8	
			Analyst ID.....: 002260					
Cobalt	28.8	100	130	ug/L	101	SW846 6020	09/02-09/16/09	LJ4561CX
			Dilution Factor: 1		Analysis Time..: 08:31		Instrument ID..: I8	
			Analyst ID.....: 002260					
Copper	4.9	100	108	ug/L	103	SW846 6020	09/02-09/16/09	LJ4561C0
			Dilution Factor: 1		Analysis Time..: 08:31		Instrument ID..: I8	
			Analyst ID.....: 002260					
Iron	10300	10000	20900	ug/L	106	SW846 6020	09/02-09/16/09	LJ4561C1
			Dilution Factor: 1		Analysis Time..: 08:31		Instrument ID..: I8	
			Analyst ID.....: 002260					
Lead	0.30	100	99.8	ug/L	99	SW846 6020	09/02-09/16/09	LJ4561C2
			Dilution Factor: 1		Analysis Time..: 08:31		Instrument ID..: I8	
			Analyst ID.....: 002260					

(Continued on next page)

MATRIX SPIKE SAMPLE DATA REPORT

TOTAL Metals

Client Lot #...: 9H26266 **Matrix.....:** WG
Date Sampled...: 08/31/09 11:14 **Date Received..:** 09/01/09

PARAMETER	SAMPLE AMOUNT	SPIKE AMT	MEASURED AMOUNT	UNITS	PERCENT RECOVERY	METHOD	PREPARATION-ANALYSIS DATE	WORK ORDER #
Manganese	600	100	729	ug/L		SW846 6020	09/02-09/16/09	LJ4561C3
			Qualifiers: NC,MSB					
			Dilution Factor: 1		Analysis Time..: 08:31		Instrument ID..: I8	
			Analyst ID.....: 002260					
Molybdenum	1.2	100	101	ug/L	100	SW846 6020	09/02-09/16/09	LJ4561C4
			Dilution Factor: 1		Analysis Time..: 08:31		Instrument ID..: I8	
			Analyst ID.....: 002260					
Nickel	30.1	100	133	ug/L	103	SW846 6020	09/02-09/16/09	LJ4561C5
			Dilution Factor: 1		Analysis Time..: 08:31		Instrument ID..: I8	
			Analyst ID.....: 002260					
Selenium	0.20	100	100	ug/L	100	SW846 6020	09/02-09/16/09	LJ4561C6
			Dilution Factor: 1		Analysis Time..: 08:31		Instrument ID..: I8	
			Analyst ID.....: 002260					
Silver	ND	100	103	ug/L	103	SW846 6020	09/02-09/16/09	LJ4561C7
			Dilution Factor: 1		Analysis Time..: 08:31		Instrument ID..: I8	
			Analyst ID.....: 002260					
Thallium	0.25	100	98.7	ug/L	98	SW846 6020	09/02-09/16/09	LJ4561C8
			Dilution Factor: 1		Analysis Time..: 08:31		Instrument ID..: I8	
			Analyst ID.....: 002260					
Vanadium	ND	100	102	ug/L	102	SW846 6020	09/02-09/16/09	LJ4561C9
			Dilution Factor: 1		Analysis Time..: 08:31		Instrument ID..: I8	
			Analyst ID.....: 002260					
Zinc	120	100	226	ug/L	106	SW846 6020	09/02-09/16/09	LJ4561DA
			Dilution Factor: 1		Analysis Time..: 08:31		Instrument ID..: I8	
			Analyst ID.....: 002260					
Mercury	ND	1.0	0.92	ug/L	92	SW846 7470A	09/02/09	LJ4561DD
			Dilution Factor: 1		Analysis Time..: 14:03		Instrument ID..: H1	
			Analyst ID.....: 001576					

NOTE(S):

Calculations are performed before rounding to avoid round-off errors in calculated results.

NC The recovery and/or RPD were not calculated.

MSB The recovery and RPD may be outside control limits because the sample amount was greater than 4X the spike amount.

SAMPLE DUPLICATE EVALUATION REPORT

Metals

Client Lot #...: A9H260266 **Work Order #...:** LJTGV-SMP LJTGV-DUP **Matrix.....:** WG

Date Sampled...: 08/25/09 09:50 **Date Received..:** 08/26/09

PARAM	RESULT	DUPLICATE RESULT	UNITS	RPD	RPD LIMIT	METHOD	PREPARATION-ANALYSIS DATE	PREP BATCH #
Silver						SD Lot-Sample #: A9H260266-001		
	ND	ND	ug/L	0	(0-20)	SW846 6020	08/27-09/04/09	9239019
			Dilution Factor: 1			Analysis Time..: 13:01	Analyst ID.....: 002260	
			Instrument ID..: I8					
Arsenic						SD Lot-Sample #: A9H260266-001		
	3.3 B	3.2 B	ug/L	2.5	(0-20)	SW846 6020	08/27-09/04/09	9239019
			Dilution Factor: 1			Analysis Time..: 13:01	Analyst ID.....: 002260	
			Instrument ID..: I8					
Barium						SD Lot-Sample #: A9H260266-001		
	20.8 J	20.2	ug/L	2.6	(0-20)	SW846 6020	08/27-09/04/09	9239019
			Dilution Factor: 1			Analysis Time..: 13:01	Analyst ID.....: 002260	
			Instrument ID..: I8					
Beryllium						SD Lot-Sample #: A9H260266-001		
	0.85 B	0.84 B	ug/L	0.47	(0-20)	SW846 6020	08/27-09/04/09	9239019
			Dilution Factor: 1			Analysis Time..: 13:01	Analyst ID.....: 002260	
			Instrument ID..: I8					
Cadmium						SD Lot-Sample #: A9H260266-001		
	0.58 B	0.58 B	ug/L	1.4	(0-20)	SW846 6020	08/27-09/04/09	9239019
			Dilution Factor: 1			Analysis Time..: 13:01	Analyst ID.....: 002260	
			Instrument ID..: I8					
Cobalt						SD Lot-Sample #: A9H260266-001		
	113	110	ug/L	2.5	(0-20)	SW846 6020	08/27-09/04/09	9239019
			Dilution Factor: 1			Analysis Time..: 13:01	Analyst ID.....: 002260	
			Instrument ID..: I8					
Chromium						SD Lot-Sample #: A9H260266-001		
	3.9 J	4.0	ug/L	0.86	(0-20)	SW846 6020	08/27-09/04/09	9239019
			Dilution Factor: 1			Analysis Time..: 13:01	Analyst ID.....: 002260	
			Instrument ID..: I8					
Copper						SD Lot-Sample #: A9H260266-001		
	24.4 J	23.6	ug/L	3.1	(0-20)	SW846 6020	08/27-09/04/09	9239019
			Dilution Factor: 1			Analysis Time..: 13:01	Analyst ID.....: 002260	
			Instrument ID..: I8					
Iron						SD Lot-Sample #: A9H260266-001		
	8480 J	8270	ug/L	2.5	(0-20)	SW846 6020	08/27-09/04/09	9239019
			Dilution Factor: 1			Analysis Time..: 13:01	Analyst ID.....: 002260	
			Instrument ID..: I8					

(Continued on next page)

SAMPLE DUPLICATE EVALUATION REPORT

Metals

Lot-Sample #...: A9H260266-000 **Work Order #...:** LJTGV-SMP LJTGV-DUP **Matrix.....:** WG

PARAM	RESULT	DUPLICATE RESULT	UNITS	RPD	RPD LIMIT	METHOD	PREPARATION-ANALYSIS DATE	PREP BATCH #
Manganese						SD Lot-Sample #: A9H260266-001		
	146 J	144	ug/L	1.7	(0-20)	SW846 6020	08/27-09/04/09	9239019
			Dilution Factor: 1			Analysis Time..: 13:01	Analyst ID.....: 002260	
			Instrument ID..: I8					
Molybdenum						SD Lot-Sample #: A9H260266-001		
	ND	ND	ug/L	0	(0-20)	SW846 6020	08/27-09/04/09	9239019
			Dilution Factor: 1			Analysis Time..: 13:01	Analyst ID.....: 002260	
			Instrument ID..: I8					
Nickel						SD Lot-Sample #: A9H260266-001		
	132 J	126	ug/L	4.1	(0-20)	SW846 6020	08/27-09/04/09	9239019
			Dilution Factor: 1			Analysis Time..: 13:01	Analyst ID.....: 002260	
			Instrument ID..: I8					
Lead						SD Lot-Sample #: A9H260266-001		
	1.3 J	1.3	ug/L	1.2	(0-20)	SW846 6020	08/27-09/04/09	9239019
			Dilution Factor: 1			Analysis Time..: 13:01	Analyst ID.....: 002260	
			Instrument ID..: I8					
Antimony						SD Lot-Sample #: A9H260266-001		
	0.081 B,J	0.066 B	ug/L	20	(0-20)	SW846 6020	08/27-09/04/09	9239019
			Dilution Factor: 1			Analysis Time..: 13:01	Analyst ID.....: 002260	
			Instrument ID..: I8					
Selenium						SD Lot-Sample #: A9H260266-001		
	2.1 B	1.7 B	ug/L	18	(0-20)	SW846 6020	08/27-09/04/09	9239019
			Dilution Factor: 1			Analysis Time..: 13:01	Analyst ID.....: 002260	
			Instrument ID..: I8					
Thallium						SD Lot-Sample #: A9H260266-001		
	ND	ND	ug/L	0	(0-20)	SW846 6020	08/27-09/04/09	9239019
			Dilution Factor: 1			Analysis Time..: 13:01	Analyst ID.....: 002260	
			Instrument ID..: I8					
Vanadium						SD Lot-Sample #: A9H260266-001		
	4.7 B	4.5 B	ug/L	3.1	(0-20)	SW846 6020	08/27-09/04/09	9239019
			Dilution Factor: 1			Analysis Time..: 13:01	Analyst ID.....: 002260	
			Instrument ID..: I8					
Zinc						SD Lot-Sample #: A9H260266-001		
	128 J	125	ug/L	2.2	(0-20)	SW846 6020	08/27-09/04/09	9239019
			Dilution Factor: 1			Analysis Time..: 13:01	Analyst ID.....: 002260	
			Instrument ID..: I8					

(Continued on next page)

SAMPLE DUPLICATE EVALUATION REPORT

Metals

Lot-Sample #...: A9H260266-000 **Work Order #...:** LJTGV-SMP LJTGV-DUP **Matrix.....:** WG

PARAM	RESULT	DUPLICATE RESULT	UNITS	RPD	RPD LIMIT	METHOD	PREPARATION-ANALYSIS DATE	PREP BATCH #
Mercury						SD Lot-Sample #: A9H260266-001		
	ND	ND	ug/L	0	(0-20)	SW846 7470A	08/27-08/28/09	9239019

Dilution Factor: 1 Analysis Time..: 12:28 Analyst ID.....: 001576
Instrument ID..: H1

NOTE(S):

Calculations are performed before rounding to avoid round-off errors in calculated results.

B Estimated result. Result is less than RL.

J Method blank contamination. The associated method blank contains the target analyte at a reportable level.

SAMPLE DUPLICATE EVALUATION REPORT

Metals

Client Lot #...: A9H260266 **Work Order #...:** LJVQ5-SMP LJVQ5-DUP **Matrix.....:** WG

Date Sampled...: 08/26/09 11:30 **Date Received..:** 08/27/09

PARAM	RESULT	DUPLICATE RESULT	UNITS	RPD	RPD LIMIT	METHOD	PREPARATION-ANALYSIS DATE	PREP BATCH #
Silver						SD Lot-Sample #: A9H270136-001		
	ND	ND	ug/L	0	(0-20)	SW846 6020	08/28-09/04/09	9240019
			Dilution Factor: 1			Analysis Time..: 19:57	Analyst ID.....: 002260	
			Instrument ID..: I8					
Arsenic						SD Lot-Sample #: A9H270136-001		
	15.6	16.0	ug/L	2.5	(0-20)	SW846 6020	08/28-09/04/09	9240019
			Dilution Factor: 1			Analysis Time..: 19:57	Analyst ID.....: 002260	
			Instrument ID..: I8					
Barium						SD Lot-Sample #: A9H270136-001		
	99.1 J	99.4	ug/L	0.30	(0-20)	SW846 6020	08/28-09/04/09	9240019
			Dilution Factor: 1			Analysis Time..: 19:57	Analyst ID.....: 002260	
			Instrument ID..: I8					
Beryllium						SD Lot-Sample #: A9H270136-001		
	0.24 B	0.17 B	ug/L	35	(0-20)	SW846 6020	08/28-09/04/09	9240019
			Dilution Factor: 1			Analysis Time..: 19:57	Analyst ID.....: 002260	
			Instrument ID..: I8					
Cadmium						SD Lot-Sample #: A9H270136-001		
	ND	ND	ug/L	0	(0-20)	SW846 6020	08/28-09/04/09	9240019
			Dilution Factor: 1			Analysis Time..: 19:57	Analyst ID.....: 002260	
			Instrument ID..: I8					
Cobalt						SD Lot-Sample #: A9H270136-001		
	41.7	41.3	ug/L	1.1	(0-20)	SW846 6020	08/28-09/04/09	9240019
			Dilution Factor: 1			Analysis Time..: 19:57	Analyst ID.....: 002260	
			Instrument ID..: I8					
Chromium						SD Lot-Sample #: A9H270136-001		
	1.7 B,J	1.8 B	ug/L	6.2	(0-20)	SW846 6020	08/28-09/04/09	9240019
			Dilution Factor: 1			Analysis Time..: 19:57	Analyst ID.....: 002260	
			Instrument ID..: I8					
Copper						SD Lot-Sample #: A9H270136-001		
	0.16 B,J	0.17 B	ug/L	2.4	(0-20)	SW846 6020	08/28-09/04/09	9240019
			Dilution Factor: 1			Analysis Time..: 19:57	Analyst ID.....: 002260	
			Instrument ID..: I8					
Iron						SD Lot-Sample #: A9H270136-001		
	34300 J	33800	ug/L	1.3	(0-20)	SW846 6020	08/28-09/04/09	9240019
			Dilution Factor: 1			Analysis Time..: 19:57	Analyst ID.....: 002260	
			Instrument ID..: I8					

OK

(Continued on next page)

SAMPLE DUPLICATE EVALUATION REPORT

Metals

Lot-Sample #...: A9H260266-000 **Work Order #...:** LJVQ5-SMP LJVQ5-DUP **Matrix.....:** WG

PARAM	RESULT	DUPLICATE RESULT	UNITS	RPD	RPD LIMIT	METHOD	PREPARATION-ANALYSIS DATE	PREP BATCH #
Manganese						SD Lot-Sample #: A9H270136-001		
	374 J	370	ug/L	1.2	(0-20)	SW846 6020	08/28-09/04/09	9240019
		Dilution Factor: 1				Analysis Time..: 19:57	Analyst ID.....: 002260	
		Instrument ID..: I8						
Molybdenum						SD Lot-Sample #: A9H270136-001		
	1.1 B	0.60 B	ug/L	60	(0-20)	SW846 6020	08/28-09/04/09	9240019
		Dilution Factor: 1				Analysis Time..: 19:57	Analyst ID.....: 002260	
		Instrument ID..: I8						
Nickel						SD Lot-Sample #: A9H270136-001		
	40.2	38.9	ug/L	3.4	(0-20)	SW846 6020	08/28-09/04/09	9240019
		Dilution Factor: 1				Analysis Time..: 19:57	Analyst ID.....: 002260	
		Instrument ID..: I8						
Lead						SD Lot-Sample #: A9H270136-001		
	0.16 B,J	0.16 B	ug/L	4.4	(0-20)	SW846 6020	08/28-09/04/09	9240019
		Dilution Factor: 1				Analysis Time..: 19:57	Analyst ID.....: 002260	
		Instrument ID..: I8						
Antimony						SD Lot-Sample #: A9H270136-001		
	0.14 B	0.072 B	ug/L	64	(0-20)	SW846 6020	08/28-09/04/09	9240019
		Dilution Factor: 1				Analysis Time..: 19:57	Analyst ID.....: 002260	
		Instrument ID..: I8						
Selenium						SD Lot-Sample #: A9H270136-001		
	ND	ND	ug/L	0	(0-20)	SW846 6020	08/28-09/04/09	9240019
		Dilution Factor: 1				Analysis Time..: 19:57	Analyst ID.....: 002260	
		Instrument ID..: I8						
Thallium						SD Lot-Sample #: A9H270136-001		
	0.12 B	ND	ug/L	200	(0-20)	SW846 6020	08/28-09/04/09	9240019
		Dilution Factor: 1				Analysis Time..: 19:57	Analyst ID.....: 002260	
		Instrument ID..: I8						
Vanadium						SD Lot-Sample #: A9H270136-001		
	0.87 B	1.1 B	ug/L	19	(0-20)	SW846 6020	08/28-09/04/09	9240019
		Dilution Factor: 1				Analysis Time..: 19:57	Analyst ID.....: 002260	
		Instrument ID..: I8						
Zinc						SD Lot-Sample #: A9H270136-001		
	13.2 B,J	15.9 B	ug/L	18	(0-20)	SW846 6020	08/28-09/04/09	9240019
		Dilution Factor: 1				Analysis Time..: 19:57	Analyst ID.....: 002260	
		Instrument ID..: I8						

(Continued on next page)

SAMPLE DUPLICATE EVALUATION REPORT

Metals

Lot-Sample #...: A9H260266-000 **Work Order #...:** LJVQ5-SMP LJVQ5-DUP **Matrix.....:** WG

PARAM	RESULT	DUPLICATE RESULT	UNITS	RPD	RPD LIMIT	METHOD	PREPARATION-ANALYSIS DATE	PREP BATCH #
Mercury						SD Lot-Sample #: A9H270136-001		
	ND	ND	ug/L	0	(0-20)	SW846 7470A	08/28/09	9240019

Dilution Factor: 1 Analysis Time..: 16:40 Analyst ID.....: 001576
Instrument ID..: H1

NOTE(S):

Calculations are performed before rounding to avoid round-off errors in calculated results.

J Method blank contamination. The associated method blank contains the target analyte at a reportable level.

B Estimated result. Result is less than RL.

SAMPLE DUPLICATE EVALUATION REPORT

Metals

Client Lot #...: A9H260266 **Work Order #...:** LJ18D-SMP LJ18D-DUP **Matrix.....:** WG

Date Sampled...: 08/28/09 09:15 **Date Received..:** 08/29/09

PARAM	RESULT	DUPLICATE RESULT	UNITS	RPD	RPD LIMIT	METHOD	PREPARATION-ANALYSIS DATE	PREP BATCH #
Silver						SD Lot-Sample #: A9H290107-004		
	ND	ND	ug/L	0	(0-20)	SW846 6020	08/31-09/05/09	9243019
			Dilution Factor: 1			Analysis Time..: 01:01	Analyst ID.....: 002260	
			Instrument ID..: I8					
Arsenic						SD Lot-Sample #: A9H290107-004		
	0.48 B	0.48 B	ug/L	0.42	(0-20)	SW846 6020	08/31-09/05/09	9243019
			Dilution Factor: 1			Analysis Time..: 01:01	Analyst ID.....: 002260	
			Instrument ID..: I8					
Barium						SD Lot-Sample #: A9H290107-004		
	66.2 J	62.7	ug/L	5.5	(0-20)	SW846 6020	08/31-09/05/09	9243019
			Dilution Factor: 1			Analysis Time..: 01:01	Analyst ID.....: 002260	
			Instrument ID..: I8					
Beryllium						SD Lot-Sample #: A9H290107-004		
	0.20 B	0.17 B	ug/L	13	(0-20)	SW846 6020	08/31-09/05/09	9243019
			Dilution Factor: 1			Analysis Time..: 01:01	Analyst ID.....: 002260	
			Instrument ID..: I8					
Cadmium						SD Lot-Sample #: A9H290107-004		
	ND	ND	ug/L	0	(0-20)	SW846 6020	08/31-09/05/09	9243019
			Dilution Factor: 1			Analysis Time..: 01:01	Analyst ID.....: 002260	
			Instrument ID..: I8					
Cobalt						SD Lot-Sample #: A9H290107-004		
	0.56 B	0.51 B	ug/L	8.0	(0-20)	SW846 6020	08/31-09/05/09	9243019
			Dilution Factor: 1			Analysis Time..: 01:01	Analyst ID.....: 002260	
			Instrument ID..: I8					
Chromium						SD Lot-Sample #: A9H290107-004		
	6.9 J	6.4	ug/L	7.4	(0-20)	SW846 6020	08/31-09/05/09	9243019
			Dilution Factor: 1			Analysis Time..: 01:01	Analyst ID.....: 002260	
			Instrument ID..: I8					
Copper						SD Lot-Sample #: A9H290107-004		
	7.4 J	7.3	ug/L	1.6	(0-20)	SW846 6020	08/31-09/05/09	9243019
			Dilution Factor: 1			Analysis Time..: 01:01	Analyst ID.....: 002260	
			Instrument ID..: I8					
Iron						SD Lot-Sample #: A9H290107-004		
	8740 J	8220	ug/L	6.1	(0-20)	SW846 6020	08/31-09/05/09	9243019
			Dilution Factor: 1			Analysis Time..: 01:01	Analyst ID.....: 002260	
			Instrument ID..: I8					

(Continued on next page)

SAMPLE DUPLICATE EVALUATION REPORT

Metals

Lot-Sample #...: A9H260266-000 **Work Order #...:** LJ18D-SMP LJ18D-DUP **Matrix.....:** WG

PARAM	RESULT	DUPLICATE RESULT	UNITS	RPD	RPD LIMIT	METHOD	PREPARATION-ANALYSIS DATE	PREP BATCH #
Manganese						SD Lot-Sample #: A9H290107-004		
	348 J	329	ug/L	5.5	(0-20)	SW846 6020	08/31-09/10/09	9243019
		Dilution Factor: 1				Analysis Time..: 18:34	Analyst ID.....: 002260	
		Instrument ID..: I8						
Molybdenum						SD Lot-Sample #: A9H290107-004		
	3.0	2.9	ug/L	5.5	(0-20)	SW846 6020	08/31-09/05/09	9243019
		Dilution Factor: 1				Analysis Time..: 01:01	Analyst ID.....: 002260	
		Instrument ID..: I8						
Nickel						SD Lot-Sample #: A9H290107-004		
	1.9 B,J	1.7 B	ug/L	10	(0-20)	SW846 6020	08/31-09/05/09	9243019
		Dilution Factor: 1				Analysis Time..: 01:01	Analyst ID.....: 002260	
		Instrument ID..: I8						
Lead						SD Lot-Sample #: A9H290107-004		
	2.3 J	2.1	ug/L	8.1	(0-20)	SW846 6020	08/31-09/05/09	9243019
		Dilution Factor: 1				Analysis Time..: 01:01	Analyst ID.....: 002260	
		Instrument ID..: I8						
Antimony						SD Lot-Sample #: A9H290107-004		
	0.10 B	0.088 B	ug/L	13	(0-20)	SW846 6020	08/31-09/05/09	9243019
		Dilution Factor: 1				Analysis Time..: 01:01	Analyst ID.....: 002260	
		Instrument ID..: I8						
Selenium						SD Lot-Sample #: A9H290107-004		
	ND	ND	ug/L	0	(0-20)	SW846 6020	08/31-09/05/09	9243019
		Dilution Factor: 1				Analysis Time..: 01:01	Analyst ID.....: 002260	
		Instrument ID..: I8						
Thallium						SD Lot-Sample #: A9H290107-004		
	ND	ND	ug/L	0	(0-20)	SW846 6020	08/31-09/05/09	9243019
		Dilution Factor: 1				Analysis Time..: 01:01	Analyst ID.....: 002260	
		Instrument ID..: I8						
Vanadium						SD Lot-Sample #: A9H290107-004		
	5.3 B	5.2 B	ug/L	1.9	(0-20)	SW846 6020	08/31-09/05/09	9243019
		Dilution Factor: 1				Analysis Time..: 01:01	Analyst ID.....: 002260	
		Instrument ID..: I8						
Zinc						SD Lot-Sample #: A9H290107-004		
	20.0 J	13.8 B	ug/L	37 OK	(0-20)	SW846 6020	08/31-09/05/09	9243019
		Dilution Factor: 1				Analysis Time..: 01:01	Analyst ID.....: 002260	
		Instrument ID..: I8						

(Continued on next page)

SAMPLE DUPLICATE EVALUATION REPORT

Metals

Lot-Sample #...: A9H260266-000 **Work Order #...:** LJ18D-SMP LJ18D-DUP **Matrix.....:** WG

PARAM	RESULT	DUPLICATE RESULT	UNITS	RPD	RPD LIMIT	METHOD	PREPARATION-ANALYSIS DATE	PREP BATCH #
Mercury						SD Lot-Sample #: A9H290107-004		
	ND	ND	ug/L	0	(0-20)	SW846 7470A	08/31-09/01/09	9243019

Dilution Factor: 1 Analysis Time..: 13:46 Analyst ID.....: 001576
Instrument ID..: H1

NOTE(S):

Calculations are performed before rounding to avoid round-off errors in calculated results.

B Estimated result. Result is less than RL.

J Method blank contamination. The associated method blank contains the target analyte at a reportable level.

SAMPLE DUPLICATE EVALUATION REPORT

Metals

Client Lot #...: A9H260266 **Work Order #...:** LJ456-SMP LJ456-DUP **Matrix.....:** WG

Date Sampled...: 08/31/09 11:14 **Date Received..:** 09/01/09

PARAM	RESULT	DUPLICATE RESULT	UNITS	RPD	RPD LIMIT	METHOD	PREPARATION-ANALYSIS DATE	PREP BATCH #
Silver						SD Lot-Sample #: A9I010149-001		
	ND	ND	ug/L	0	(0-20)	SW846 6020	09/02-09/16/09	9245025
		Dilution Factor: 1				Analysis Time..: 08:31	Analyst ID.....: 002260	
		Instrument ID..: I8						
Arsenic						SD Lot-Sample #: A9I010149-001		
	0.99 B	1.0 B	ug/L	2.9	(0-20)	SW846 6020	09/02-09/16/09	9245025
		Dilution Factor: 1				Analysis Time..: 08:31	Analyst ID.....: 002260	
		Instrument ID..: I8						
Barium						SD Lot-Sample #: A9I010149-001		
	74.1 J	75.8	ug/L	2.2	(0-20)	SW846 6020	09/02-09/16/09	9245025
		Dilution Factor: 1				Analysis Time..: 08:31	Analyst ID.....: 002260	
		Instrument ID..: I8						
Beryllium						SD Lot-Sample #: A9I010149-001		
	1.0	0.90 B	ug/L	14	(0-20)	SW846 6020	09/02-09/16/09	9245025
		Dilution Factor: 1				Analysis Time..: 08:31	Analyst ID.....: 002260	
		Instrument ID..: I8						
Cadmium						SD Lot-Sample #: A9I010149-001		
	0.55 B,J	0.58 B	ug/L	5.2	(0-20)	SW846 6020	09/02-09/16/09	9245025
		Dilution Factor: 1				Analysis Time..: 08:31	Analyst ID.....: 002260	
		Instrument ID..: I8						
Cobalt						SD Lot-Sample #: A9I010149-001		
	28.8	29.7	ug/L	3.0	(0-20)	SW846 6020	09/02-09/16/09	9245025
		Dilution Factor: 1				Analysis Time..: 08:31	Analyst ID.....: 002260	
		Instrument ID..: I8						
Chromium						SD Lot-Sample #: A9I010149-001		
	0.69 B,J	0.64 B	ug/L	7.3	(0-20)	SW846 6020	09/02-09/16/09	9245025
		Dilution Factor: 1				Analysis Time..: 08:31	Analyst ID.....: 002260	
		Instrument ID..: I8						
Copper						SD Lot-Sample #: A9I010149-001		
	4.9 J	5.2	ug/L	5.1	(0-20)	SW846 6020	09/02-09/16/09	9245025
		Dilution Factor: 1				Analysis Time..: 08:31	Analyst ID.....: 002260	
		Instrument ID..: I8						
Iron						SD Lot-Sample #: A9I010149-001		
	10300 J	10400	ug/L	1.4	(0-20)	SW846 6020	09/02-09/16/09	9245025
		Dilution Factor: 1				Analysis Time..: 08:31	Analyst ID.....: 002260	
		Instrument ID..: I8						

(Continued on next page)

SAMPLE DUPLICATE EVALUATION REPORT

Metals

Lot-Sample #...: A9H260266-000 **Work Order #...:** LJ456-SMP LJ456-DUP **Matrix.....:** WG

PARAM	RESULT	DUPLICATE RESULT	UNITS	RPD	RPD LIMIT	METHOD	PREPARATION-ANALYSIS DATE	PREP BATCH #
Manganese						SD Lot-Sample #: A9I010149-001		
	600 J	601	ug/L	0.28	(0-20)	SW846 6020	09/02-09/16/09	9245025
		Dilution Factor: 1				Analysis Time..: 08:31	Analyst ID.....: 002260	
		Instrument ID..: I8						
Molybdenum						SD Lot-Sample #: A9I010149-001		
	1.2 B,J	0.80 B	ug/L	38 OK	(0-20)	SW846 6020	09/02-09/16/09	9245025
		Dilution Factor: 1				Analysis Time..: 08:31	Analyst ID.....: 002260	
		Instrument ID..: I8						
Nickel						SD Lot-Sample #: A9I010149-001		
	30.1 J	30.0	ug/L	0.40	(0-20)	SW846 6020	09/02-09/16/09	9245025
		Dilution Factor: 1				Analysis Time..: 08:31	Analyst ID.....: 002260	
		Instrument ID..: I8						
Lead						SD Lot-Sample #: A9I010149-001		
	0.30 B	0.31 B	ug/L	2.0	(0-20)	SW846 6020	09/02-09/16/09	9245025
		Dilution Factor: 1				Analysis Time..: 08:31	Analyst ID.....: 002260	
		Instrument ID..: I8						
Antimony						SD Lot-Sample #: A9I010149-001		
	0.28 B,J	0.13 B	ug/L	74 OK	(0-20)	SW846 6020	09/02-09/16/09	9245025
		Dilution Factor: 1				Analysis Time..: 08:31	Analyst ID.....: 002260	
		Instrument ID..: I8						
Selenium						SD Lot-Sample #: A9I010149-001		
	0.20 B	0.31 B	ug/L	40 OK	(0-20)	SW846 6020	09/02-09/16/09	9245025
		Dilution Factor: 1				Analysis Time..: 08:31	Analyst ID.....: 002260	
		Instrument ID..: I8						
Thallium						SD Lot-Sample #: A9I010149-001		
	0.25 B,J	ND	ug/L	200 OK	(0-20)	SW846 6020	09/02-09/16/09	9245025
		Dilution Factor: 1				Analysis Time..: 08:31	Analyst ID.....: 002260	
		Instrument ID..: I8						
Vanadium						SD Lot-Sample #: A9I010149-001		
	ND	ND	ug/L	0	(0-20)	SW846 6020	09/02-09/16/09	9245025
		Dilution Factor: 1				Analysis Time..: 08:31	Analyst ID.....: 002260	
		Instrument ID..: I8						
Zinc						SD Lot-Sample #: A9I010149-001		
	120 J	119	ug/L	0.75	(0-20)	SW846 6020	09/02-09/16/09	9245025
		Dilution Factor: 1				Analysis Time..: 08:31	Analyst ID.....: 002260	
		Instrument ID..: I8						

(Continued on next page)

SAMPLE DUPLICATE EVALUATION REPORT

Metals

Lot-Sample #...: A9H260266-000 **Work Order #...:** LJ456-SMP LJ456-DUP **Matrix.....:** WG

PARAM	RESULT	DUPLICATE RESULT	UNITS	RPD	RPD LIMIT	METHOD	PREPARATION-ANALYSIS DATE	PREP BATCH #
Mercury						SD Lot-Sample #: A9I010149-001		
	ND	ND	ug/L	0	(0-20)	SW846 7470A	09/02/09	9245025

Dilution Factor: 1 Analysis Time..: 14:03 Analyst ID.....: 001576
Instrument ID..: H1

NOTE(S):

Calculations are performed before rounding to avoid round-off errors in calculated results.

B Estimated result. Result is less than RL.

J Method blank contamination. The associated method blank contains the target analyte at a reportable level.

TestAmerica North Canton

Metals Data Reporting Form

Serial Dilution RPD Report

Serial Dilution Sample ID: LJ18DFL

Original Sample ID: LJ18DF **Client ID:** MSA-MW27D-082809

Matrix: Water **Units:** ug/L **Prep Date:** 08/31/09 **Prep Batch:** 9243019

Weight: NA **Volume:** NA **Percent Moisture:** NA

Element	WL/ Mass	OS Conc	Q	Serial Dilution Conc	Q	Percent Diff	OS DF	Ser Dil DF	Instr	OS Anal Date	OS Anal Time	Ser Dil Anal Date	Ser Dil Anal Time
Antimony	121	0.055	U	0.28	U		1	5	ICPMS	09/05/09	1:05	09/05/09	1:10
Arsenic	75	0.43	B	1.0	U		1	5	ICPMS	09/05/09	1:05	09/05/09	1:10
Barium	137	51.0		53.4		4.7	1	5	ICPMS	09/05/09	1:05	09/05/09	1:10
Beryllium	9	0.037	U	0.18	U		1	5	ICPMS	09/05/09	1:05	09/05/09	1:10
Cadmium	111	0.027	U	0.14	U		1	5	ICPMS	09/05/09	1:05	09/05/09	1:10
Chromium	52	0.19	B	0.33	U		1	5	ICPMS	09/05/09	1:05	09/05/09	1:10
Cobalt	59	0.22	B	0.23	B		1	5	ICPMS	09/05/09	1:05	09/05/09	1:10
Copper	65	0.15	B	0.32	U		1	5	ICPMS	09/05/09	1:05	09/05/09	1:10
Iron	56	6300		6490		3.0	5	25	ICPMS	09/10/09	18:48	09/10/09	18:52
Lead	208	0.066	B	0.17	U		1	5	ICPMS	09/05/09	1:05	09/05/09	1:10
Manganese	55	340		355		4.4	5	25	ICPMS	09/10/09	18:48	09/10/09	18:52
Molybdenum	95	2.4		2.1	B		1	5	ICPMS	09/05/09	1:05	09/05/09	1:10
Nickel	60	1.0	B	0.50	U		1	5	ICPMS	09/05/09	1:05	09/05/09	1:10
Selenium	78	0.14	U	0.70	U		1	5	ICPMS	09/05/09	1:05	09/05/09	1:10
Silver	107	0.033	U	0.16	U		1	5	ICPMS	09/05/09	1:05	09/05/09	1:10
Thallium	205	0.12	U	0.60	U		1	5	ICPMS	09/05/09	1:05	09/05/09	1:10
Vanadium	51	0.60	U	3.0	U		1	5	ICPMS	09/05/09	1:05	09/05/09	1:10
Zinc	66	5.9	B	9.2	B		1	5	ICPMS	09/05/09	1:05	09/05/09	1:10

Comments:

5.21.0

E Serial dilution percent difference not within limits

U Result is less than the IDL

Form 9 Equivalent

TestAmerica North Canton

Metals Data Reporting Form

Serial Dilution RPD Report

Serial Dilution Sample ID: LJ47HFL

Original Sample ID: LJ47HF **Client ID:** MSA-MW25I-083109

Matrix: Water **Units:** ug/L **Prep Date:** 09/02/09 **Prep Batch:** 9245025

Weight: NA **Volume:** NA **Percent Moisture:** NA

Element	WL/ Mass	OS Conc	Q	Serial Dilution Conc	Q	Percent Diff	OS DF	Ser Dil DF	Instr	OS Anal Date	OS Anal Time	Ser Dil Anal Date	Ser Dil Anal Time
Antimony	121	0.075	B	0.28	U		1	5	ICPMS	09/16/09	9:38	09/16/09	9:43
Arsenic	75	6.1		5.8	B		1	5	ICPMS	09/16/09	9:38	09/16/09	9:43
Barium	137	57.2		58.5		2.27	1	5	ICPMS	09/16/09	9:38	09/16/09	9:43
Beryllium	9	0.037	U	0.18	U		1	5	ICPMS	09/16/09	9:38	09/16/09	9:43
Cadmium	111	0.027	U	0.14	U		1	5	ICPMS	09/16/09	9:38	09/16/09	9:43
Chromium	52	1.0	B	0.85	B		1	5	ICPMS	09/16/09	9:38	09/16/09	9:43
Cobalt	59	0.078	B	0.16	U		1	5	ICPMS	09/16/09	9:38	09/16/09	9:43
Copper	65	0.21	B	1.0	B		1	5	ICPMS	09/16/09	9:38	09/16/09	9:43
Iron	56	22900		21300		7.1	1	5	ICPMS	09/16/09	9:38	09/16/09	9:43
Lead	208	0.034	U	0.60	B		1	5	ICPMS	09/16/09	9:38	09/16/09	9:43
Manganese	55	176		178		1.1	1	5	ICPMS	09/16/09	9:38	09/16/09	9:43
Molybdenum	95	0.34	B	1.0	U		1	5	ICPMS	09/16/09	9:38	09/16/09	9:43
Nickel	60	0.40	B	0.66	B		1	5	ICPMS	09/16/09	9:38	09/16/09	9:43
Selenium	78	0.14	U	0.70	U		1	5	ICPMS	09/16/09	9:38	09/16/09	9:43
Silver	107	0.033	U	0.16	U		1	5	ICPMS	09/16/09	9:38	09/16/09	9:43
Thallium	205	0.12	U	0.60	U		1	5	ICPMS	09/16/09	9:38	09/16/09	9:43
Vanadium	51	1.3	B	3.0	U		1	5	ICPMS	09/16/09	9:38	09/16/09	9:43
Zinc	66	1.6	B	5.8	B		1	5	ICPMS	09/16/09	9:38	09/16/09	9:43

Comments:

5.21.0

E Serial dilution percent difference not within limits

U Result is less than the IDL

Form 9 Equivalent

TestAmerica North Canton

Metals Data Reporting Form

Instrument Detection Limits

Instrument: CVAA-H1 **Units:** ppb

Element	Wavelength	Reporting Limit	IDL	Date of IDL
Mercury	253.700	0.2	0.10	01/13/09

TestAmerica North Canton

Metals Data Reporting Form

Instrument Detection Limits

Instrument: CVAA-H4 **Units:** ppb

Element	Wavelength	Reporting Limit	IDL	Date of IDL
Mercury	253.700	0.2	0.10	11/17/08

TestAmerica North Canton

Metals Data Reporting Form

Instrument Detection Limits

Instrument: ICPMS **Units:** ppb

Element	Mass	Reporting Limit	IDL	Date of IDL
Antimony	121	2.0	0.055	06/11/09
Arsenic	75	5.0	0.21	06/11/09
Barium	137	1.0	0.052	06/11/09
Beryllium	9	1.0	0.037	06/11/09
Cadmium	111	1.0	0.027	06/11/09
Chromium	52	2.0	0.066	06/11/09
Cobalt	59	1.0	0.033	06/11/09
Copper	65	2.0	0.064	06/11/09
Iron	56	50.0	11.0	06/11/09
Lead	208	1.0	0.034	06/11/09
Manganese	55	1.0	0.14	06/11/09
Molybdenum	95	2.0	0.20	06/11/09
Nickel	60	2.0	0.10	06/11/09
Selenium	78	5.0	0.14	06/11/09
Silver	107	1.0	0.033	06/11/09
Thallium	205	1.0	0.12	06/11/09
Vanadium	51	20.0	0.60	06/11/09
Zinc	66	20.0	0.85	06/11/09

TestAmerica North Canton

Metals Data Reporting Form

Linear Dynamic Ranges

Instrument: ICPMS **Units:** ppb

Element	Wavelength /Mass	Linear Range	Date of Linear Range
Antimony	121.00	1000	09/29/08
Arsenic	75.00	10000	09/29/08
Barium	137.00	10000	09/29/08
Beryllium	9.00	10000	09/29/08
Cadmium	111.00	10000	09/29/08
Chromium	52.00	10000	09/29/08
Cobalt	59.00	10000	09/29/08
Copper	65.00	10000	09/29/08
Iron	56.00	500000	09/29/08
Lead	208.00	10000	09/29/08
Manganese	55.00	10000	09/29/08
Molybdenum	95.00	10000	09/29/08
Nickel	60.00	10000	09/29/08
Selenium	78.00	10000	09/29/08
Silver	107.00	10000	09/29/08
Thallium	205.00	10000	09/29/08
Vanadium	51.00	10000	09/29/08
Zinc	66.00	10000	09/29/08

Batch Number: 9239019

Metals Prep Log/ Batch Summary

Lisa McGall
(e-Signature)

Prep Date: 08/27/09
Due Date: 09/08/09

Lot	Work Order			ICP Weight	ICPMS Weight	Hg Weight
A9H270000 Water	LJT88	B	Due Date: SDG:		50 mL	100 mL
A9H270000 Water	LJT88	C	Due Date: SDG:		50 mL	100 mL
A9H260174 Water	LJRGK Dissolved		Due Date: 09/08/09 SDG:	Filter & Preserve	50 mL	
A9H260174 Water	LJRGK Total		Due Date: 09/08/09 SDG:		50 mL	100 mL
A9H260250 Water	LJTCV Dissolved		Due Date: 09/09/09 SDG: 9H25196		50 mL	100 mL
A9H260250 Water	LJTCV Total		Due Date: 09/09/09 SDG: 9H25196		50 mL	100 mL
A9H260250 Water	LJTDX Dissolved		Due Date: 09/09/09 SDG: 9H25196		50 mL	100 mL
A9H260250 Water	LJTDX Total		Due Date: 09/09/09 SDG: 9H25196		50 mL	100 mL
A9H260266 Water	LJTGV Dissolved		Due Date: 09/09/09 SDG: 9H26266		50 mL	100 mL
A9H260266 Water	LJTGV Total		Due Date: 09/09/09 SDG: 9H26266		50 mL	100 mL
A9H260266 Water	LJTGV Total	S	Due Date: 09/09/09 SDG: 9H26266		50 mL	100 mL
A9H260266 Water	LJTGV Total	X	Due Date: 09/09/09 SDG: 9H26266		50 mL	100 mL
A9H260266 Water	LJTG5 Dissolved		Due Date: 09/09/09 SDG: 9H26266		50 mL	100 mL
A9H260266 Water	LJTG5 Total		Due Date: 09/09/09 SDG: 9H26266		50 mL	100 mL
A9H260314 Water	LJT24 Total		Due Date: 09/09/09 SDG:		50 mL	100 mL
A9H260314 Water	LJT25 Total		Due Date: 09/09/09 SDG:		50 mL	100 mL
A9H260314 Water	LJT26 Total		Due Date: 09/09/09 SDG:		50 mL	100 mL
A9H260314 Water	LJT27 Total		Due Date: 09/09/09 SDG:		50 mL	100 mL
A9H260314 Water	LJT28 Total		Due Date: 09/09/09 SDG:		50 mL	100 mL
A9H260314 Water	LJT29 Total		Due Date: 09/09/09 SDG:		50 mL	100 mL
A9H260314 Water	LJT3A Total		Due Date: 09/09/09 SDG:		50 mL	100 mL

Batch Number: **9239019**

Metals Prep Log/ Batch Summary

Lisa McGall
(e-Signature)

Prep Date: 08/27/09
Due Date: 09/08/09

Lot	Work Order	ICP Weight	ICPMS Weight	Hg Weight
	LEVEL 2			
	BLANK AND CHECK STANDARD ON BATCH	X		
	MS/MSD AND PDS ON BATCH	X		
	CORRECT SPIKES ADDED	X		
	SPIKING SOLUTIONS DOCUMENTED ON BATCH LOG	X		

Comments:

B-BLANK; C-CHECK SAMPLE; L-CHECK SAMPLE DUPLICATE; P-SERIAL DILUTION; S-MATRIX SPIKE SAMPLE; D-MATRIX SPIKE DUPLICATE SAMPLE

Unless otherwise noted, final volumes are as follows: Soils - 100 mL. Waters - ICP and ICPMS - 50 mL, Hg - 100 mL.

ICPMS ELEMENTS WITHIN THE BATCH:

AG AS BA BE CD CO CR CU FE KX MN MO NI PB SB SE SN TL VX ZN

Matrix Spike Information:

LJTGV	Hg	ICPMS-1	ICPMS-2

Check Sample Information:

LJT88	Hg	ICPMS-1	ICPMS-2

Prep Method(s): MCAWW 200.8, MCAWW 245.1, SW846 3005A, SW846 7470A

Batch Number: 9240619

Metals Prep Log/ Batch Summary

Lisa McGall
(e-Signature)

Prep Date: 08/28/09
Due Date: 09/10/09

Lot	Work Order			ICP Weight	ICPMS Weight	Hg Weight
A9H280000 Water	LJXQ3	B	Due Date: SDG:		50 mL	100 mL
A9H280000 Water	LJXQ3	C	Due Date: SDG:		50 mL	100 mL
A9H270136 Water	LJVQ5 Dissolved		Due Date: 09/10/09 SDG: 9H26266		50 mL	100 mL
A9H270136 Water	LJVQ5 Total		Due Date: 09/10/09 SDG: 9H26266		50 mL	100 mL
A9H270136 Water	LJVQ5 Total	S	Due Date: 09/10/09 SDG: 9H26266		50 mL	100 mL
A9H270136 Water	LJVQ5 Total	X	Due Date: 09/10/09 SDG: 9H26266		50 mL	100 mL
A9H270136 Water	LJVRW Dissolved		Due Date: 09/10/09 SDG: 9H26266		50 mL	100 mL
A9H270136 Water	LJVRW Total		Due Date: 09/10/09 SDG: 9H26266		50 mL	100 mL
A9H270136 Water	LJVR0 Dissolved		Due Date: 09/10/09 SDG: 9H26266		50 mL	100 mL
A9H270136 Water	LJVR0 Total		Due Date: 09/10/09 SDG: 9H26266		50 mL	100 mL
A9H270136 Water	LJVR1 Dissolved		Due Date: 09/10/09 SDG: 9H26266		50 mL	100 mL
A9H270136 Water	LJVR1 Total		Due Date: 09/10/09 SDG: 9H26266		50 mL	100 mL
A9H270136 Water	LJVR2 Dissolved		Due Date: 09/10/09 SDG: 9H26266		50 mL	100 mL
A9H270136 Water	LJVR2 Total		Due Date: 09/10/09 SDG: 9H26266		50 mL	100 mL
A9H270200 Water	LJWDQ Dissolved		Due Date: 09/10/09 SDG: 9H25196		50 mL	100 mL
A9H270200 Water	LJWDQ Total		Due Date: 09/10/09 SDG: 9H25196		50 mL	100 mL
A9H270200 Water	LJWD8 Dissolved		Due Date: 09/10/09 SDG: 9H25196		50 mL	100 mL
A9H270200 Water	LJWD8 Total		Due Date: 09/10/09 SDG: 9H25196		50 mL	100 mL

Batch Number: 9240819

Metals Prep Log/ Batch Summary

Lisa McGall
(e-Signature)

Prep Date: 08/28/09
Due Date: 09/10/09

Lot	Work Order	ICP Weight	ICPMS Weight	Hg Weight
	LEVEL 2			
	BLANK AND CHECK STANDARD ON BATCH	X		
	MS/MSD AND PDS ON BATCH	X		
	CORRECT SPIKES ADDED	X		
	SPIKING SOLUTIONS DOCUMENTED ON BATCH LOG	X		

Comments:

B-BLANK; C-CHECK SAMPLE; L-CHECK SAMPLE DUPLICATE; P-SERIAL DILUTION; S-MATRIX SPIKE SAMPLE; D-MATRIX SPIKE DUPLICATE SAMPLE

Unless otherwise noted, final volumes are as follows: Soils - 100 mL. Waters - ICP and ICPMS - 50 mL, Hg - 100 mL.

ICPMS ELEMENTS WITHIN THE BATCH:

AG AS BA BE CD CO CR CU FE KX MN MO NI PB SB SE TL VX ZN

Matrix Spike Information:

LJVQ5	Hg	ICPMS-1	ICPMS-2

Check Sample Information:

LJXQ3	Hg	ICPMS-1	ICPMS-2

Prep Method(s): SW846 3005A, SW846 7470A

Metals Prep Log/ Batch Summary

Lisa McGall
(e-Signature)

Prep Date: 08/31/09
Due Date: 09/11/09

Lot	Work Order			ICP Weight	ICPMS Weight	Hg Weight
A9H310000 Water	LJ3AD	B	Due Date: SDG:		50 mL	100 mL
A9H310000 Water	LJ3AD	C	Due Date: SDG:		50 mL	100 mL
A9H280119 Water	LJX31 Dissolved		Due Date: 09/11/09 SDG: 9H26266		50 mL	100 mL
A9H280119 Water	LJX31 Total		Due Date: 09/11/09 SDG: 9H26266		50 mL	100 mL
A9H280119 Water	LJX4P Dissolved		Due Date: 09/11/09 SDG: 9H26266		50 mL	100 mL
A9H280119 Water	LJX4P Total		Due Date: 09/11/09 SDG: 9H26266		50 mL	100 mL
A9H280119 Water	LJX4Q Dissolved		Due Date: 09/11/09 SDG: 9H26266		50 mL	100 mL
A9H280119 Water	LJX4Q Total		Due Date: 09/11/09 SDG: 9H26266		50 mL	100 mL
A9H290107 Water	LJ177 Dissolved		Due Date: 09/11/09 SDG: 9H26266		50 mL	100 mL
A9H290107 Water	LJ177 Total		Due Date: 09/11/09 SDG: 9H26266		50 mL	100 mL
A9H290107 Water	LJ179 Dissolved		Due Date: 09/11/09 SDG: 9H26266		50 mL	100 mL
A9H290107 Water	LJ179 Total		Due Date: 09/11/09 SDG: 9H26266		50 mL	100 mL
A9H290107 Water	LJ18C Dissolved		Due Date: 09/11/09 SDG: 9H26266		50 mL	100 mL
A9H290107 Water	LJ18C Total		Due Date: 09/11/09 SDG: 9H26266		50 mL	100 mL
A9H290107 Water	LJ18D Dissolved		Due Date: 09/11/09 SDG: 9H26266		50 mL	100 mL
A9H290107 Water	LJ18D Total		Due Date: 09/11/09 SDG: 9H26266		50 mL	100 mL
A9H290107 Water	LJ18D Total	S	Due Date: 09/11/09 SDG: 9H26266		50 ml	100 ml
A9H290107 Water	LJ18D Total	X	Due Date: 09/11/09 SDG: 9H26266		50 ml	100 ml

Batch Number: 9243019

Metals Prep Log/ Batch Summary

Lisa McGall
(e-Signature)

Prep Date: 08/31/09
Due Date: 09/11/09

Lot	Work Order	ICP Weight	ICPMS Weight	Hg Weight
	LEVEL 2			
	BLANK AND CHECK STANDARD ON BATCH	X		
	MS/MSD AND PDS ON BATCH	X		
	CORRECT SPIKES ADDED	X		
	SPIKING SOLUTIONS DOCUMENTED ON BATCH LOG	X		

Comments:

B-BLANK; C-CHECK SAMPLE; L-CHECK SAMPLE DUPLICATE; P-SERIAL DILUTION; S-MATRIX SPIKE SAMPLE; D-MATRIX SPIKE DUPLICATE SAMPLE

Unless otherwise noted, final volumes are as follows: Soils - 100 mL. Waters - ICP and ICPMS - 50 mL, Hg - 100 mL.

ICPMS ELEMENTS WITHIN THE BATCH:

AG AS BA BE CD CO CR CU FE MN MO NI PB SB SE TL VX ZN

Matrix Spike Information:

LJ18D	Hg	ICPMS-1	ICPMS-2

Check Sample Information:

LJ3AD	Hg	ICPMS-1	ICPMS-2

Prep Method(s): SW846 3005A, SW846 7470A

Metals Prep Log/ Batch Summary

Lisa McGall
(e-Signature)

Prep Date: 09/02/09
Due Date: 09/15/09

Lot	Work Order			ICP Weight	ICPMS Weight	Hg Weight
A9I020000 Water	LJ6N9	B	Due Date: SDG:		50 mL	100 mL
A9I020000 Water	LJ6N9	C	Due Date: SDG:		50 mL	100 mL
A9I010149 Water	LJ456 Dissolved		Due Date: 09/15/09 SDG: 9H26266		50 mL	100 mL
A9I010149 Water	LJ456 Total		Due Date: 09/15/09 SDG: 9H26266		50 mL	100 mL
A9I010149 Water	LJ456 Total	S	Due Date: 09/15/09 SDG: 9H26266		50 mL	100 mL
A9I010149 Water	LJ456 Total	X	Due Date: 09/15/09 SDG: 9H26266		50 mL	100 mL
A9I010149 Water	LJ46M Dissolved		Due Date: 09/15/09 SDG: 9H26266		50 mL	100 mL
A9I010149 Water	LJ46M Total		Due Date: 09/15/09 SDG: 9H26266		50 mL	100 mL
A9I010149 Water	LJ463 Dissolved		Due Date: 09/15/09 SDG: 9H26266		50 mL	100 mL
A9I010149 Water	LJ463 Total		Due Date: 09/15/09 SDG: 9H26266		50 mL	100 mL
A9I010149 Water	LJ47C Dissolved		Due Date: 09/15/09 SDG: 9H26266		50 mL	100 mL
A9I010149 Water	LJ47C Total		Due Date: 09/15/09 SDG: 9H26266		50 mL	100 mL
A9I010149 Water	LJ47F Dissolved		Due Date: 09/15/09 SDG: 9H26266		50 mL	100 mL
A9I010149 Water	LJ47F Total		Due Date: 09/15/09 SDG: 9H26266		50 mL	100 mL
A9I010149 Water	LJ47H Dissolved		Due Date: 09/15/09 SDG: 9H26266		50 mL	100 mL
A9I010149 Water	LJ47H Total		Due Date: 09/15/09 SDG: 9H26266		50 mL	100 mL

LEVEL 2

BLANK AND CHECK STANDARD ON BATCH	X
MS/MSD AND PDS ON BATCH	X
CORRECT SPIKES ADDED	X
SPIKING SOLUTIONS DOCUMENTED ON BATCH LOG	X

Comments:

B-BLANK; C-CHECK SAMPLE; L-CHECK SAMPLE DUPLICATE; P-SERIAL DILUTION; S-MATRIX SPIKE SAMPLE; D-MATRIX SPIKE DUPLICATE SAMPLE

Unless otherwise noted, final volumes are as follows: Soils - 100 mL. Waters - ICP and ICPMS - 50 mL, Hg - 100 mL.

ICPMS ELEMENTS WITHIN THE BATCH:

AG AS BA BE CD CO CR CU FE MN MO NI PB SB SE TL VX ZN

Batch Number: 9245025

Metals Prep Log/ Batch Summary

Lisa McGall
(e-Signature)

Prep Date: 09/02/09
Due Date: 09/15/09

Lot	Work Order		ICP Weight	ICPMS Weight	Hg Weight
Matrix Spike Information:					
LJ456		Hg	ICPMS-1	ICPMS-2	
Check Sample Information:					
LJ6N9		Hg	ICPMS-1	ICPMS-2	

Prep Method(s): SW846 3005A, SW846 7470A

```
:       Instrument Upload                                    Run Log - Page  1 :
:       Started Mon Aug 31 05:45:52 2009 by TOTHR                              :
:       Data File: UPL$CAN_DATA_ROOT:<LHG>HG10828A.PRN;1                       :
```

#	WorkOrder	Dilution	Date	Time	Batch	Lot	Instrument
1	STD1REP1	1	28-AUG-2009	11:21:42			H1
2	STD2REP1	1	28-AUG-2009	11:22:47			H1
3	STD3REP1	1	28-AUG-2009	11:23:52			H1
4	STD4REP1	1	28-AUG-2009	11:25:03			H1
5	STD5REP1	1	28-AUG-2009	11:26:12			H1
6	STD6REP1	1	28-AUG-2009	11:27:23			H1
7	CK5ICV	1	28-AUG-2009	11:28:38			H1
8	CK4ICB	1	28-AUG-2009	11:29:49			H1
9	CK3CRA\MRL	1	28-AUG-2009	11:31:08			H1
10	CK2CCV	1	28-AUG-2009	11:32:16			H1
11	CK1CCB	1	28-AUG-2009	11:33:26			H1
12	LJQW3CT	1	28-AUG-2009	11:34:44			H1
13	LJLA3T	10	28-AUG-2009	11:35:48			H1
14	LJLA3TS	10	28-AUG-2009	11:36:55			H1
15	LJLA3TD	10	28-AUG-2009	11:38:05			H1
16	LJK9GT	1	28-AUG-2009	11:39:19			H1
17	LJG9CT	1	28-AUG-2009	11:40:34			H1
18	LJK20T	1	28-AUG-2009	11:41:40	9238018	A9H210283	H1
19	LJK9PT	1	28-AUG-2009	11:42:47			H1
20	LJJ5HT	1	28-AUG-2009	11:43:55			H1
21	LJRXDTB	1	28-AUG-2009	11:45:01			H1
22	CK2CCV	1	28-AUG-2009	11:46:07			H1
23	CK1CCB	1	28-AUG-2009	11:47:13			H1
24	LJT9DBT	1	28-AUG-2009	11:48:20			H1
25	LJT9DCT	1	28-AUG-2009	11:49:27			H1
26	LJQ2AT	1	28-AUG-2009	11:50:43			H1
27	LJQ2ATS	1	28-AUG-2009	11:51:47			H1
28	LJQ2ATD	1	28-AUG-2009	11:52:54			H1
29	CK2CCV	1	28-AUG-2009	11:53:59			H1
30	CK1CCB	1	28-AUG-2009	11:55:04			H1
31	CK2CCV	1	28-AUG-2009	12:07:49			H1
32	CK1CCB	1	28-AUG-2009	12:09:05			H1
33	LJT85B	1	28-AUG-2009	12:10:12	9239017	A9H270000	H1
34	LJT85C	1	28-AUG-2009	12:11:17	9239017	A9H270000	H1
35	LJTAX	1	28-AUG-2009	12:12:34	9239017	9H26221	H1
36	LJTAXS	1	28-AUG-2009	12:13:55	9239017	9H26221	H1
37	LJTAXD	1	28-AUG-2009	12:15:00	9239017	9H26221	H1
38	LJTAXF	1	28-AUG-2009	12:16:06	9239017	9H26221	H1
39	LJTA2	1	28-AUG-2009	12:17:13	9239017	9H26221	H1
40	LJTA2F	1	28-AUG-2009	12:18:20	9239017	9H26221	H1
41	LJTGA	1	28-AUG-2009	12:19:29	9239017	A9H260260	H1
42	LJTG8	1	28-AUG-2009	12:20:59	9239017	A9H260271	H1
43	CK2CCV	1	28-AUG-2009	12:22:47			H1
44	CK1CCB	1	28-AUG-2009	12:23:53			H1

---------- (continued) ----------

#	WorkOrder	Dilution	Date	Time	Batch	Lot	Instrument
45	LJTJJ	1	28-AUG-2009	12:24:58	9239017	A9H260273	H1
46	LJT88B	1	28-AUG-2009	12:26:05	9239019	A9H270000	H1
47	LJT88C	1	28-AUG-2009	12:27:13	9239019	A9H270000	H1
48	LJTGV	1	28-AUG-2009	12:28:32	9239019	9H26266	H1
49	LJTGVX	1	28-AUG-2009	12:29:49	9239019	9H26266	H1
50	LJTGVS	1	28-AUG-2009	12:31:06	9239019	9H26266	H1
51	LJTGVF	1	28-AUG-2009	12:32:15	9239019	9H26266	H1
52	LJT29	1	28-AUG-2009	12:33:32	9239019	A9H260314	H1
53	LJT28	1	28-AUG-2009	12:34:39	9239019	A9H260314	H1
54	LJRGK	1	28-AUG-2009	12:35:57	9239019	A9H260174	H1
55	CK2CCV	1	28-AUG-2009	12:37:01			H1
56	CK1CCB	1	28-AUG-2009	12:38:16			H1
57	LJT25	1	28-AUG-2009	12:39:31	9239019	A9H260314	H1
58	LJT24	1	28-AUG-2009	12:40:37	9239019	A9H260314	H1
59	LJT3A	1	28-AUG-2009	12:41:44	9239019	A9H260314	H1
60	LJT27	1	28-AUG-2009	12:42:51	9239019	A9H260314	H1
61	LJT26	1	28-AUG-2009	12:44:20	9239019	A9H260314	H1
62	LJTG5	1	28-AUG-2009	12:45:36	9239019	9H26266	H1
63	LJTG5F	1	28-AUG-2009	12:46:52	9239019	9H26266	H1
64	LJTDX	1	28-AUG-2009	12:48:00	9239019	9H25196	H1
65	LJTDXF	1	28-AUG-2009	12:49:09	9239019	9H25196	H1
66	LJTCV	1	28-AUG-2009	12:50:15	9239019	9H25196	H1
67	CK2CCV	1	28-AUG-2009	12:51:20			H1
68	CK1CCB	1	28-AUG-2009	12:52:35			H1
69	LJTCVF	1	28-AUG-2009	12:53:51	9239019	9H25196	H1
70	LJ3CWB	1	28-AUG-2009	12:55:00	9243050	A9H310000	H1
71	LJ3CWC	1	28-AUG-2009	12:56:21	9243050	A9H310000	H1
72	LH8JXR	100	28-AUG-2009	12:57:26	9243050	A9H150144	H1
73	LH8J0R	100	28-AUG-2009	12:58:32	9243050	A9H150144	H1
74	CK2CCV	1	28-AUG-2009	12:59:38			H1
75	CK1CCB	1	28-AUG-2009	13:01:03			H1
76	CK2CCV	1	28-AUG-2009	15:25:50			H1
77	CK1CCB	1	28-AUG-2009	15:26:55			H1
78	LJP9LBT	1	28-AUG-2009	15:28:01	9240025	A9H250000	H1
79	LJXRCBT	1	28-AUG-2009	15:29:06	9240025	A9H280000	H1
80	LJXRCCT	1	28-AUG-2009	15:30:40	9240025	A9H280000	H1
81	LJNDJT	1	28-AUG-2009	15:31:54	9240023	A9H240153	H1
82	LJNDJTS	1	28-AUG-2009	15:33:12	9240025	A9H240153	H1
83	LJNDJTD	1	28-AUG-2009	15:34:28	9240025	A9H240153	H1
84	LJK22T	1	28-AUG-2009	15:35:56	9240025	A9H210283	H1
85	LJG6WT	1	28-AUG-2009	15:37:06	9240025	A9H200237	H1
86	LJNDH1CD	10.73	28-AUG-2009	15:38:12	9240025	A9H240153	H1
87	LJVHFBT	1	28-AUG-2009	15:39:18	9240020	A9H270000	H1
88	CK2CCV	1	28-AUG-2009	15:40:23			H1

---------- (continued) ----------

#	WorkOrder	Dilution	Date	Time	Batch	Lot	Instrument
89	CK1CCB	1	28-AUG-2009	15:41:28			H1
90	LJXQ5BT	1	28-AUG-2009	15:42:36	9240020	A9H280000	H1
91	LJXQ5CT	1	28-AUG-2009	15:43:42	9240020	A9H280000	H1
92	LJTRFT	1	28-AUG-2009	15:44:49	9240020	A9H260297	H1
93	LJTRFTS	1	28-AUG-2009	15:45:54	9240020	A9H260297	H1
94	LJTRFTD	1	28-AUG-2009	15:46:59	9240020	A9H260297	H1
95	LJXQVB	1	28-AUG-2009	15:48:04	9240016	A9H280000	H1
96	LJXQVC	1	28-AUG-2009	15:49:14	9240016	A9H280000	H1
97	LJW79	1	28-AUG-2009	15:50:33	9240016	A9H270314	H1
98	LJW79S	1	28-AUG-2009	15:51:39	9240016	A9H270314	H1
99	LJW79D	1	28-AUG-2009	15:52:46	9240016	A9H270314	H1
100	CK2CCV	1	28-AUG-2009	15:54:02			H1
101	CK1CCB	1	28-AUG-2009	15:55:17			H1
102	LJW7R	1	28-AUG-2009	15:56:53	9240016	9H27308	H1
103	LJW7RF	1	28-AUG-2009	15:58:00	9240016	9H27308	H1
104	LJW7A	1	28-AUG-2009	15:59:06	9240016	9H27308	H1
105	LJW7AF	1	28-AUG-2009	16:00:34	9240016	9H27308	H1
106	LJW9F	1	28-AUG-2009	16:01:48	9240016	A9H270314	H1
107	LJXD1	1	28-AUG-2009	16:02:56	9240016	A9H270330	H1
108	LJW8N	1	28-AUG-2009	16:04:11	9240016	A9H270314	H1
109	LJW8L	1	28-AUG-2009	16:05:19	9240016	A9H270314	H1
110	LJW9T	1	28-AUG-2009	16:06:25	9240016	A9H270314	H1
111	LJW82	1	28-AUG-2009	16:07:50	9240016	A9H270314	H1
112	CK2CCV	1	28-AUG-2009	16:09:00			H1
113	CK1CCB	1	28-AUG-2009	16:10:04			H1
114	LJWN4	5	28-AUG-2009	16:11:09	9240016	A9H270239	H1
115	LJVE7	1	28-AUG-2009	16:12:18	9240016	A9H270107	H1
116	LJW92	1	28-AUG-2009	16:13:38	9240016	A9H270314	H1
117	LJXDR	1	28-AUG-2009	16:14:46	9240016	A9H270330	H1
118	LJXQ1B	1	28-AUG-2009	16:15:51	9240018	A9H280000	H1
119	LJXQ1C	1	28-AUG-2009	16:16:56	9240018	A9H280000	H1
120	LJVNE	1	28-AUG-2009	16:18:01	9240018	9H27126	H1
121	LJVNES	1	28-AUG-2009	16:19:26	9240018	9H27126	H1
122	LJVNED	1	28-AUG-2009	16:20:42	9240018	9H27126	H1
123	LJWL5	1	28-AUG-2009	16:21:50	9240018	A9H270231	H1
124	CK2CCV	1	28-AUG-2009	16:23:00			H1
125	CK1CCB	1	28-AUG-2009	16:24:10			H1
126	LJWL5F	1	28-AUG-2009	16:25:21	9240018	A9H270231	H1
127	LJVPL	1	28-AUG-2009	16:26:28	9240018	9H27126	H1
128	LJVN6	1	28-AUG-2009	16:27:38	9240018	9H27126	H1
129	LJVNL	1	28-AUG-2009	16:28:47	9240018	9H27126	H1
130	LJVN4	1	28-AUG-2009	16:29:54	9240018	9H27126	H1
131	LJVN5	1	28-AUG-2009	16:31:01	9240018	9H27126	H1
132	LJVNX	1	28-AUG-2009	16:32:06	9240018	9H27126	H1

(continued)

#	WorkOrder	Dilution	Date	Time	Batch	Lot	Instrument
133	LJVNJ	1	28-AUG-2009	16:33:24	9240018	9H27126	H1
134	LJWT6F	1	28-AUG-2009	16:34:29	9240018	A9H270263	H1
135	LJXQ3B	1	28-AUG-2009	16:35:44	9240019	A9H280000	H1
136	CK2CCV	1	28-AUG-2009	16:36:51			H1
137	CK1CCB	1	28-AUG-2009	16:38:16			H1
138	LJXQ3C	1	28-AUG-2009	16:39:31	9240019	A9H280000	H1
139	LJVQ5	1	28-AUG-2009	16:40:37	9240019	9H26266	H1
140	LJVQ5X	1	28-AUG-2009	16:41:45	9240019	9H26266	H1
141	LJVQ5S	1	28-AUG-2009	16:42:54	9240019	9H26266	H1
142	LJVQ5F	1	28-AUG-2009	16:44:12	9240019	9H26266	H1
143	LJVR0	1	28-AUG-2009	16:45:21	9240019	9H26266	H1
144	LJVR0F	1	28-AUG-2009	16:46:39	9240019	9H26266	H1
145	LJVR1	1	28-AUG-2009	16:47:57	9240019	9H26266	H1
146	LJVR1F	1	28-AUG-2009	16:49:13	9240019	9H26266	H1
147	LJVR2	1	28-AUG-2009	16:50:19	9240019	9H26266	H1
148	CK2CCV	1	28-AUG-2009	16:51:35			H1
149	CK1CCB	1	28-AUG-2009	16:52:45			H1
150	LJVR2F	1	28-AUG-2009	16:53:56	9240019	9H26266	H1
151	LJVRW	1	28-AUG-2009	16:55:02	9240019	9H26266	H1
152	LJVRWF	1	28-AUG-2009	16:56:08	9240019	9H26266	H1
153	LJWDQ	1	28-AUG-2009	16:57:16	9240019	9H25196	H1
154	LJWDQF	1	28-AUG-2009	16:58:28	9240019	9H25196	H1
155	LJWD8	1	28-AUG-2009	16:59:44	9240019	9H25196	H1
156	LJWD8F	1	28-AUG-2009	17:00:51	9240019	9H25196	H1
157	LJXRKB	1	28-AUG-2009	17:02:00	9240029	A9H280000	H1
158	LJXRKC	1	28-AUG-2009	17:03:06	9240029	A9H280000	H1
159	LJXKR	1	28-AUG-2009	17:05:04	9240029	A9H270345	H1
160	CK2CCV	1	28-AUG-2009	17:06:11			H1
161	CK1CCB	1	28-AUG-2009	17:07:21			H1
162	LJXKRS	1	28-AUG-2009	17:08:28	9240029	A9H270345	H1
163	LJXKRD	1	28-AUG-2009	17:09:34	9240029	A9H270345	H1
164	LJXKV	1	28-AUG-2009	17:10:40	9240029	A9H270345	H1
165	LJXJ7	1	28-AUG-2009	17:11:51	9240029	A9H270345	H1
166	LJXJ4	1	28-AUG-2009	17:13:00	9240029	A9H270345	H1
167	LJXKM	1	28-AUG-2009	17:14:07	9240029	A9H270345	H1
168	LJXKF	1	28-AUG-2009	17:15:16	9240029	A9H270345	H1
169	LJXKX	1	28-AUG-2009	17:16:38	9240029	A9H270345	H1
170	LJXJ2	1	28-AUG-2009	17:17:56	9240029	A9H270345	H1
171	LJXKP	1	28-AUG-2009	17:19:07	9240029	A9H270345	H1
172	CK2CCV	1	28-AUG-2009	17:20:13			H1
173	CK1CCB	1	28-AUG-2009	17:21:38			H1
174	LJXKD	1	28-AUG-2009	17:23:07	9240029	A9H270345	H1
175	LJXKW	1	28-AUG-2009	17:24:15	9240029	A9H270345	H1
176	LJXKQ	1	28-AUG-2009	17:25:25	9240029	A9H270345	H1

(continued)

```
:       Instrument Upload                                    Run Log - Page  5 :
:       Started Mon Aug 31 05:45:52 2009 by TOTHR                              :
:       Data File: UPL$CAN_DATA_ROOT:<LHG>HG10828A.PRN;1                       :
```

#	WorkOrder	Dilution	Date	Time	Batch	Lot	Instrument
177	LJXKH	1	28-AUG-2009	17:26:34	9240029	A9H270345	H1
178	KJXKA	1	28-AUG-2009	17:27:52			H1
179	LJXKJ	1	28-AUG-2009	17:29:00	9240029	A9H270345	H1
180	LJXJW	1	28-AUG-2009	17:30:08	9240029	A9H270345	H1
181	CK2CCV	1	28-AUG-2009	17:31:47			H1
182	CK1CCB	1	28-AUG-2009	17:32:57			H1

---------- End of Report ----------

```
:       Instrument Upload                                    Run Log - Page  1 :
:       Started Wed Sep  2 07:00:39 2009 by TOTHR                              :
:       Data File: UPL$CAN_DATA_ROOT:<LHG>HG10901C.PRN;1                       :
```

#	WorkOrder	Dilution	Date	Time	Batch	Lot	Instrument
1	STD1REP1	1	01-SEP-2009	12:27:27			H1
2	STD2REP1	1	01-SEP-2009	12:29:13			H1
3	STD3REP1	1	01-SEP-2009	12:30:42			H1
4	STD4REP1	1	01-SEP-2009	12:32:01			H1
5	STD5REP1	1	01-SEP-2009	12:33:08			H1
6	STD6REP1	1	01-SEP-2009	12:34:25			H1
7	CK5ICV	1	01-SEP-2009	12:35:37			H1
8	CK4ICB	1	01-SEP-2009	12:36:53			H1
9	CK3CRA\MRL	1	01-SEP-2009	12:38:19			H1
10	CK2CCV	1	01-SEP-2009	12:39:27			H1
11	CK1CCB	1	01-SEP-2009	12:41:04			H1
12	LJ292B	1	01-SEP-2009	12:42:18	9243014	A9H310000	H1
13	LJ292C	1	01-SEP-2009	12:43:24	9243014	A9H310000	H1
14	LJ0XG	1	01-SEP-2009	12:44:43	9243014	A9H280208	H1
15	LJ0XGS	1	01-SEP-2009	12:45:47	9243014	A9H280208	H1
16	LJ0XGD	1	01-SEP-2009	12:46:54	9243014	A9H280208	H1
17	LJ0XT	1	01-SEP-2009	12:48:00	9243014	A9H280208	H1
18	LJ00D	1	01-SEP-2009	12:49:07	9243014	A9H280208	H1
19	LJ00X	1	01-SEP-2009	12:50:16	9243014	A9H280208	H1
20	LJ01Q	1	01-SEP-2009	12:51:23	9243014	A9H280208	H1
21	LJ0XV	1	01-SEP-2009	12:52:38	9243014	A9H280208	H1
22	CK2CCV	1	01-SEP-2009	12:53:43			H1
23	CK1CCB	1	01-SEP-2009	12:54:57			H1
24	LJ298B	1	01-SEP-2009	12:56:18	9243017	A9H310000	H1
25	LJ298C	1	01-SEP-2009	12:57:22	9243017	A9H310000	H1
26	LJ1XR	1	01-SEP-2009	12:58:36	9243017	A9H280321	H1
27	LJ1XRS	1	01-SEP-2009	12:59:41	9243017	A9H280321	H1
28	LJ1XRD	1	01-SEP-2009	13:01:08	9243017	A9H280321	H1
29	LJ1XN	1	01-SEP-2009	13:02:17	9243017	A9H280321	H1
30	LJ1XD	1	01-SEP-2009	13:03:24	9243017	A9H280321	H1
31	LJ1XJ	1	01-SEP-2009	13:04:31	9243017	A9H280321	H1
32	LJ10C	1	01-SEP-2009	13:06:06	9243017	A9H280321	H1
33	LJ10E	1	01-SEP-2009	13:07:12	9243017	A9H280321	H1
34	CK2CCV	1	01-SEP-2009	13:08:29			H1
35	CK1CCB	1	01-SEP-2009	13:09:34			H1
36	LJ10A	1	01-SEP-2009	13:10:53	9243017	A9H280321	H1
37	LJ3AFB	1	01-SEP-2009	13:12:13	9243020	A9H310000	H1
38	LJ3AFC	1	01-SEP-2009	13:13:21	9243020	A9H310000	H1
39	LJX5T	1	01-SEP-2009	13:14:27	9243020	9H25196	H1
40	LJX5TX	1	01-SEP-2009	13:15:38	9243020	9H25196	H1
41	LJX5TS	1	01-SEP-2009	13:16:45	9243020	9H25196	H1
42	LJX58	1	01-SEP-2009	13:17:53	9243020	9H25196	H1
43	LJWD4	1	01-SEP-2009	13:19:09	9243020	9H25196	H1
44	LJX69	1	01-SEP-2009	13:20:15	9243020	9H27126	H1

---------- (continued) ----------

#	WorkOrder	Dilution	Date	Time	Batch	Lot	Instrument
45	LJX6GF	1	01-SEP-2009	13:21:34	9243020	9H25196	H1
46	CK2CCV	1	01-SEP-2009	13:22:41			H1
47	CK1CCB	1	01-SEP-2009	13:23:47			H1
48	LJX6AF	1	01-SEP-2009	13:24:52	9243020	9H25196	H1
49	LJ2KH	1	01-SEP-2009	13:25:57	9243020	9H25196	H1
50	LJX6K	1	01-SEP-2009	13:27:03	9243020	9H25196	H1
51	LJX6G	1	01-SEP-2009	13:28:49	9243020	9H25196	H1
52	LJ2KHF	1	01-SEP-2009	13:29:58	9243020	9H25196	H1
53	LJX5TF	1	01-SEP-2009	13:31:05	9243020	9H25196	H1
54	LJX54	1	01-SEP-2009	13:32:20	9243020	9H25196	H1
55	LJX6KF	1	01-SEP-2009	13:33:28	9243020	9H25196	H1
56	LJX54F	1	01-SEP-2009	13:34:45	9243020	9H25196	H1
57	LJX7E	1	01-SEP-2009	13:35:52	9243020	9H27126	H1
58	CK2CCV	1	01-SEP-2009	13:36:58			H1
59	CK1CCB	1	01-SEP-2009	13:38:03			H1
60	LJ2H4	1	01-SEP-2009	13:39:08	9243020	A9H290143	H1
61	LJX6A	1	01-SEP-2009	13:40:14	9243020	9H25196	H1
62	LJX58F	1	01-SEP-2009	13:41:42	9243020	9H25196	H1
63	LJWD4F	1	01-SEP-2009	13:42:51	9243020	9H25196	H1
64	LJ3ADB	1	01-SEP-2009	13:43:59	9243019	A9H310000	H1
65	LJ3ADC	1	01-SEP-2009	13:45:05	9243019	A9H310000	H1
66	LJ18D	1	01-SEP-2009	13:46:11	9243019	9H26266	H1
67	LJ18DS	1	01-SEP-2009	13:47:48	9243019	9H26266	H1
68	LJ18DX	1	01-SEP-2009	13:49:13	9243019	9H26266	H1
69	LJ177	1	01-SEP-2009	13:50:24	9243019	9H26266	H1
70	CK2CCV	1	01-SEP-2009	13:51:32			H1
71	CK1CCB	1	01-SEP-2009	13:52:39			H1
72	LJ18DF	1	01-SEP-2009	13:54:29	9243019	9H26266	H1
73	LJ18C	1	01-SEP-2009	13:55:36	9243019	9H26266	H1
74	LJX4QF	1	01-SEP-2009	13:56:42	9243019	9H26266	H1
75	LJX4Q	1	01-SEP-2009	13:57:50	9243019	9H26266	H1
76	LJX4PF	1	01-SEP-2009	13:59:12	9243019	9H26266	H1
77	LJ179F	1	01-SEP-2009	14:00:50	9243019	9H26266	H1
78	LJX4P	1	01-SEP-2009	14:01:56	9243019	9H26266	H1
79	LJ179	1	01-SEP-2009	14:03:04	9243019	9H26266	H1
80	LJX31F	1	01-SEP-2009	14:04:14	9243019	9H26266	H1
81	LJ177F	1	01-SEP-2009	14:05:23	9243019	9H26266	H1
82	CK2CCV	1	01-SEP-2009	14:06:30			H1
83	CK1CCB	1	01-SEP-2009	14:07:40			H1
84	LJX31	1	01-SEP-2009	14:08:46	9243019	9H26266	H1
85	LJ18CF	1	01-SEP-2009	14:09:53	9243019	9H26266	H1
86	LJ3AAB	1	01-SEP-2009	14:11:00	9243018	A9H310000	H1
87	LJ3AAC	1	01-SEP-2009	14:12:09	9243018	A9H310000	H1
88	LJ2G5	1	01-SEP-2009	14:13:15	9243018	A9H290140	H1

---------- (continued) ----------

#	WorkOrder	Dilution	Date	Time	Batch	Lot	Instrument
89	LJ2G5S	1	01-SEP-2009	14:14:33	9243018	A9H290140	H1
90	LJ2G5D	1	01-SEP-2009	14:15:43	9243018	A9H290140	H1
91	LJ2HG	1	01-SEP-2009	14:17:09	9243018	A9H290140	H1
92	LJ2HC	1	01-SEP-2009	14:18:30	9243018	A9H290140	H1
93	LJ2HP	1	01-SEP-2009	14:19:46	9243018	A9H290140	H1
94	CK2CCV	1	01-SEP-2009	14:20:56			H1
95	CK1CCB	1	01-SEP-2009	14:22:03			H1
96	LJ2HE	1	01-SEP-2009	14:23:08	9243018	A9H290140	H1
97	LJ2HM	1	01-SEP-2009	14:24:20	9243018	A9H290140	H1
98	LJ2HF	1	01-SEP-2009	14:25:27	9243018	A9H290140	H1
99	LJ2HD	1	01-SEP-2009	14:26:34	9243018	A9H290140	H1
100	LJ2HA	1	01-SEP-2009	14:27:44	9243018	A9H290140	H1
101	LJ2HX	1	01-SEP-2009	14:28:53	9243018	A9H290140	H1
102	LJ2HR	1	01-SEP-2009	14:30:04	9243018	A9H290140	H1
103	LJ2HV	1	01-SEP-2009	14:31:12	9243018	A9H290140	H1
104	LJ2HW	1	01-SEP-2009	14:32:20	9243018	A9H290140	H1
105	LJ2HT	1	01-SEP-2009	14:33:43	9243018	A9H290140	H1
106	CK2CCV	1	01-SEP-2009	14:34:59			H1
107	CK1CCB	1	01-SEP-2009	14:36:03			H1
108	CK2CCV	1	01-SEP-2009	14:58:31			H1
109	CK1CCB	1	01-SEP-2009	15:00:12			H1
110	LJ2HE	1	01-SEP-2009	15:01:18	9243018	A9H290140	H1
111	LJ2HM	1	01-SEP-2009	15:02:25	9243018	A9H290140	H1
112	LJ2HF	1	01-SEP-2009	15:04:03	9243018	A9H290140	H1
113	LJ2HD	1	01-SEP-2009	15:05:13	9243018	A9H290140	H1
114	LJ2HA	1	01-SEP-2009	15:06:23	9243018	A9H290140	H1
115	LJ2HX	1	01-SEP-2009	15:07:30	9243018	A9H290140	H1
116	LJ2HR	1	01-SEP-2009	15:08:47	9243018	A9H290140	H1
117	LJ2HV	1	01-SEP-2009	15:09:56	9243018	A9H290140	H1
118	LJ2HW	1	01-SEP-2009	15:11:12	9243018	A9H290140	H1
119	LJ2HT	1	01-SEP-2009	15:12:18	9243018	A9H290140	H1
120	CK2CCV	1	01-SEP-2009	15:13:44			H1
121	CK1CCB	1	01-SEP-2009	15:15:04			H1
122	LJ292C	1	01-SEP-2009	15:16:29	9243014	A9H310000	H1
123	CK2CCV	1	01-SEP-2009	15:17:36			H1
124	CK1CCB	1	01-SEP-2009	15:19:11			H1

End of Report

```
:       Instrument Upload                                    Run Log - Page  1 :
:       Started Wed Sep  2 13:47:07 2009 by TOTHR                              :
:       Data File: UPL$CAN_DATA_ROOT:<LHG>HG10902A.PRN;1                       :
```

#	WorkOrder	Dilution	Date	Time	Batch	Lot	Instrument
1	STD1REP1	1	02-SEP-2009	08:42:47			H1
2	STD2REP1	1	02-SEP-2009	08:43:55			H1
3	STD3REP1	1	02-SEP-2009	08:45:05			H1
4	STD4REP1	1	02-SEP-2009	08:46:10			H1
5	STD5REP1	1	02-SEP-2009	08:47:19			H1
6	STD6REP1	1	02-SEP-2009	08:48:26			H1
7	CK5ICV	1	02-SEP-2009	08:49:38			H1
8	CK4ICB	1	02-SEP-2009	08:50:55			H1
9	CK3CRA\MRL	1	02-SEP-2009	08:52:00			H1
10	CK2CCV	1	02-SEP-2009	08:53:08			H1
11	CK1CCB	1	02-SEP-2009	08:54:15			H1
12	LJ3PNBT	1	02-SEP-2009	08:55:30	9244016	A9H310000	H1
13	LJ4H5BT	1	02-SEP-2009	08:56:38	9244016	A9I010000	H1
14	LJ4H5CT	1	02-SEP-2009	08:57:53	9244016	A9I010000	H1
15	LJ0DAT	1	02-SEP-2009	08:58:58	9244016	A9H280147	H1
16	LJ0DATS	1	02-SEP-2009	09:00:04	9244016	A9H280147	H1
17	LJ0DATD	1	02-SEP-2009	09:01:21	9244016	A9H280147	H1
18	LJ1DVT	1	02-SEP-2009	09:02:26	9244016	A9H280248	H1
19	LJ0FMT	1	02-SEP-2009	09:03:51	9244016	9H28156	H1
20	LJ0FGT	1	02-SEP-2009	09:05:07	9244016	9H28156	H1
21	LJX10T	1	02-SEP-2009	09:06:23	9244016	A9H280111	H1
22	CK2CCV	1	02-SEP-2009	09:07:49			H1
23	CK1CCB	1	02-SEP-2009	09:08:53			H1
24	LJVJ3T	1	02-SEP-2009	09:10:01	9244016	A9H270114	H1
25	LJ3TLBT	1	02-SEP-2009	09:11:07	9244017	A9H310000	H1
26	LJ4H7BT	1	02-SEP-2009	09:12:11	9244017	A9I010000	H1
27	LJ4H7CT	1	02-SEP-2009	09:13:18	9244017	A9I010000	H1
28	LJVKGT	1	02-SEP-2009	09:14:22	9244017	A9H270114	H1
29	LJVKGTS	1	02-SEP-2009	09:15:27	9244017	A9H270114	H1
30	LJVKGTD	1	02-SEP-2009	09:16:35	9244017	A9H270114	H1
31	LJX34T	1	02-SEP-2009	09:18:02	9244017	A9H280120	H1
32	LJ4H1BF	1	02-SEP-2009	09:19:17	9244014	A9I010000	H1
33	LJ4H1CF	1	02-SEP-2009	09:20:37	9244014	A9I010000	H1
34	CK2CCV	1	02-SEP-2009	09:21:53			H1
35	CK1CCB	1	02-SEP-2009	09:22:58			H1
36	LJ3PKF	1	02-SEP-2009	09:24:05	9244014	A9H310120	H1
37	LJ3PKFS	1	02-SEP-2009	09:25:14	9244014	A9H310120	H1
38	LJ3PKFD	1	02-SEP-2009	09:26:20	9244014	A9H310120	H1
39	LJ3P6F	1	02-SEP-2009	09:27:56	9244014	A9H310120	H1
40	LJ3P8F	1	02-SEP-2009	09:29:13	9244014	A9H310120	H1
41	LJ3P5F	1	02-SEP-2009	09:30:40	9244014	A9H310120	H1
42	LJ3P9F	1	02-SEP-2009	09:31:47	9244014	A9H310120	H1
43	LJ3P7F	1	02-SEP-2009	09:33:04	9244014	A9H310120	H1
44	LJ3PVF	1	02-SEP-2009	09:34:10	9244014	A9H310120	H1

---------- (continued) ----------

#	WorkOrder	Dilution	Date	Time	Batch	Lot	Instrument
45	LJ3QEF	1	02-SEP-2009	09:35:20	9244014	A9H310120	H1
46	CK2CCV	1	02-SEP-2009	09:36:37			H1
47	CK1CCB	1	02-SEP-2009	09:38:53			H1
48	LJ3PXF	1	02-SEP-2009	09:40:01	9244014	A9H310120	H1
49	LJ3PQF	1	02-SEP-2009	09:41:11	9244014	A9H310120	H1
50	LJ3QAF	1	02-SEP-2009	09:42:22	9244014	A9H310120	H1
51	LJ3P1F	1	02-SEP-2009	09:43:29	9244014	A9H310120	H1
52	LJ3PTF	1	02-SEP-2009	09:44:33	9244014	A9H310120	H1
53	LJ3PRF	1	02-SEP-2009	09:45:54	9244014	A9H310120	H1
54	LJ3P0F	1	02-SEP-2009	09:47:12	9244014	A9H310120	H1
55	LJ3QFF	1	02-SEP-2009	09:48:20	9244014	A9H310120	H1
56	LJ3QCF	1	02-SEP-2009	09:49:26	9244014	A9H310120	H1
57	LJ3P4F	1	02-SEP-2009	09:50:35	9244014	A9H310120	H1
58	CK2CCV	1	02-SEP-2009	09:51:44			H1
59	CK1CCB	1	02-SEP-2009	09:52:52			H1
60	LJ3PWF	1	02-SEP-2009	09:53:57	9244014	A9H310120	H1
61	LJ3N9BT	1	02-SEP-2009	09:55:08	9244015	A9H310000	H1
62	LJ4H3BT	1	02-SEP-2009	09:56:28	9244015	A9I010000	H1
63	LJ4H3CT	1	02-SEP-2009	09:57:37	9244015	A9I010000	H1
64	LJ05FT	1	02-SEP-2009	09:58:59	9244015	A9H280220	H1
65	LJ05FTS	1	02-SEP-2009	10:00:16	9244015	A9H280220	H1
66	LJ05FTD	1	02-SEP-2009	10:01:21	9244015	A9H280220	H1
67	LJ069T	20	02-SEP-2009	10:02:39	9244015	A9H280229	H1
68	LJ4HXB	1	02-SEP-2009	10:03:49	9244013	A9I010000	H1
69	LJ4HXC	1	02-SEP-2009	10:05:07	9244013	A9I010000	H1
70	CK2CCV	1	02-SEP-2009	10:06:16			H1
71	CK1CCB	1	02-SEP-2009	10:07:41			H1
72	LJ389	1	02-SEP-2009	10:08:57	9244013	A9H310166	H1
73	LJ389S	1	02-SEP-2009	10:10:13	9244013	A9H310166	H1
74	LJ389D	1	02-SEP-2009	10:11:29	9244013	A9H310166	H1
75	LJ39K	1	02-SEP-2009	10:12:47	9244013	A9H310166	H1
76	LJ39G	1	02-SEP-2009	10:13:57	9244013	A9H310166	H1
77	LJ39E	1	02-SEP-2009	10:15:06	9244013	A9H310166	H1
78	LJ39M	1	02-SEP-2009	10:16:11	9244013	A9H310166	H1
79	LJ39C	1	02-SEP-2009	10:17:20	9244013	A9H310166	H1
80	LJ39F	1	02-SEP-2009	10:18:40	9244013	A9H310166	H1
81	LJ39J	1	02-SEP-2009	10:19:48	9244013	A9H310166	H1
82	CK2CCV	1	02-SEP-2009	10:20:54			H1
83	CK1CCB	1	02-SEP-2009	10:21:58			H1
84	LJ39D	1	02-SEP-2009	10:23:03	9244013	A9H310166	H1
85	LJ39L	1	02-SEP-2009	10:24:09	9244013	A9H310166	H1
86	CK2CCV	1	02-SEP-2009	10:25:27			H1
87	CK1CCB	1	02-SEP-2009	10:26:46			H1
88	CK2CCV	1	02-SEP-2009	13:39:16			H1

(continued)

#	WorkOrder	Dilution	Date	Time	Batch	Lot	Instrument
89	CK1CCB	1	02-SEP-2009	13:40:20			H1
90	ZZ	1	02-SEP-2009	13:41:25	9245026	A9I010236	H1
91	ZZ	1	02-SEP-2009	13:42:30	9245026	A9I010236	H1
92	ZZ	1	02-SEP-2009	13:43:59			H1
93	ZZ	1	02-SEP-2009	13:45:03			H1
94	ZZ	1	02-SEP-2009	13:46:10			H1
95	ZZ	1	02-SEP-2009	13:47:20			H1
96	ZZ	1	02-SEP-2009	13:48:26			H1
97	ZZ	1	02-SEP-2009	13:49:36			H1
98	CK2CCV	1	02-SEP-2009	13:59:08			H1
99	CK1CCB	1	02-SEP-2009	14:00:13			H1
100	LJ6N9B	1	02-SEP-2009	14:01:20	9245025	A9I020000	H1
101	LJ6N9C	1	02-SEP-2009	14:02:25	9245025	A9I020000	H1
102	LJ456	1	02-SEP-2009	14:03:54	9245025	9H26266	H1
103	LJ456X	1	02-SEP-2009	14:05:01	9245025	9H26266	H1
104	LJ456S	1	02-SEP-2009	14:06:17	9245025	9H26266	H1
105	LJ456F	1	02-SEP-2009	14:07:28	9245025	9H26266	H1
106	LJ47C	1	02-SEP-2009	14:08:38	9245025	9H26266	H1
107	LJ47CF	1	02-SEP-2009	14:09:45	9245025	9H26266	H1
108	LJ46M	1	02-SEP-2009	14:10:50	9245025	9H26266	H1
109	LJ46MF	1	02-SEP-2009	14:11:56	9245025	9H26266	H1
110	CK2CCV	1	02-SEP-2009	14:13:01			H1
111	CK1CCB	1	02-SEP-2009	14:14:07			H1
112	LJ47H	1	02-SEP-2009	14:15:13	9245025	9H26266	H1
113	LJ47HF	1	02-SEP-2009	14:16:18	9245025	9H26266	H1
114	LJ47F	1	02-SEP-2009	14:17:24	9245025	9H26266	H1
115	LJ47FF	1	02-SEP-2009	14:18:28	9245025	9H26266	H1
116	LJ463	1	02-SEP-2009	14:19:37	9245025	9H26266	H1
117	LJ463F	1	02-SEP-2009	14:20:48	9245025	9H26266	H1
118	LJ40VBT	1	02-SEP-2009	14:21:56	9245028	A9I010000	H1
119	LJ6PEBT	1	02-SEP-2009	14:23:06	9245028	A9I020000	H1
120	LJ6PECT	1	02-SEP-2009	14:24:12	9245028	A9I020000	H1
121	LJ4N2T	1	02-SEP-2009	14:25:17	9245028	A9I010105	H1
122	CK2CCV	1	02-SEP-2009	14:26:24			H1
123	CK1CCB	1	02-SEP-2009	14:27:30			H1
124	LJ4N2TS	1	02-SEP-2009	14:28:48	9245028	A9I010105	H1
125	LJ4N2TD	1	02-SEP-2009	14:29:56	9245028	A9I010105	H1
126	LJ6PCB	1	02-SEP-2009	14:31:02	9245026	A9I020000	H1
127	LJ6PCC	1	02-SEP-2009	14:32:08	9245026	A9I020000	H1
128	LJ5NG	1	02-SEP-2009	14:33:17	9245026	A9I010219	H1
129	LJ5NGS	1	02-SEP-2009	14:34:46	9245026	A9I010219	H1
130	LJ5NGD	1	02-SEP-2009	14:35:52	9245026	A9I010219	H1
131	LJ5VA	1	02-SEP-2009	14:37:07	9245026	A9I010236	H1
132	LJ5ND	1	02-SEP-2009	14:38:12	9245026	A9I010219	H1

(continued)

Instrument Upload Run Log :- Page 1 :
Started Wed Sep 2 07:17:27 2009 by TOTHR
Data File: UPL$CAN_DATA_ROOT:<LHG>HG40901A.PRN;1

#	WorkOrder	Dilution	Date	Time	Batch	Lot	Instrument
1		1	02-SEP-2009				H4
2	STD01REP1	1	01-SEP-2009	12:25:39			H4
3	STD02REP1	1	01-SEP-2009	12:27:33			H4
4	STD03REP1	1	01-SEP-2009	12:30:23			H4
5	STD04REP1	1	01-SEP-2009	12:33:43			H4
6	STD05REP1	1	01-SEP-2009	12:35:13			H4
7	STD06REP1	1	01-SEP-2009	12:36:42			H4
8	CK2ICV	1	01-SEP-2009	12:39:34			H4
9	CK3ICB	1	01-SEP-2009	12:41:09			H4
10	CK4CRA\MRL	1	01-SEP-2009	12:42:32			H4
11	CK6CCV	1	01-SEP-2009	12:47:40			H4
12	CK5CCB	1	01-SEP-2009	12:49:13			H4
13	LJ296B	1	01-SEP-2009	12:50:46	9243016	A9H310000	H4
14	LJ296C	1	01-SEP-2009	12:52:09	9243016	A9H310000	H4
15	LJ2H9	1	01-SEP-2009	12:53:37	9243016	9H29144	H4
16	LJ2H9S	1	01-SEP-2009	12:55:30	9243016	9H29144	H4
17	LJ2H9D	1	01-SEP-2009	12:57:04	9243016	9H29144	H4
18	LJ2H9F	1	01-SEP-2009	12:59:10	9243016	9H29144	H4
19	LJ2NW	1	01-SEP-2009	13:00:31	9243016	9H29144	H4
20	LJ2NRF	1	01-SEP-2009	13:02:45	9243016	9H29144	H4
21	LJ2N3F	1	01-SEP-2009	13:04:30	9243016	9H29144	H4
22	LJ2NVF	1	01-SEP-2009	13:05:54	9243016	9H29144	H4
23	CK6CCV	1	01-SEP-2009	13:07:27			H4
24	CK5CCB	1	01-SEP-2009	13:08:54			H4
25	LJ2NP	1	01-SEP-2009	13:10:52	9243016	9H29144	H4
26	LJ2N5F	1	01-SEP-2009	13:12:18	9243016	9H29144	H4
27	LJ2N5	1	01-SEP-2009	13:13:56	9243016	9H29144	H4
28	LJ2ND	1	01-SEP-2009	13:15:22	9243016	9H29144	H4
29	LJ2NDF	1	01-SEP-2009	13:17:10	9243016	9H29144	H4
30	LJ2NR	1	01-SEP-2009	13:18:34	9243016	9H29144	H4
31	LJ2NV	1	01-SEP-2009	13:19:58	9243016	9H29144	H4
32	LJ2N1	1	01-SEP-2009	13:21:25	9243016	9H29144	H4
33	LJ0DJ	1	01-SEP-2009	13:23:53	9243016	A9H280148	H4
34	LJ2NPF	1	01-SEP-2009	13:26:12	9243016	9H29144	H4
35	CK6CCV	1	01-SEP-2009	13:27:39			H4
36	CK5CCB	1	01-SEP-2009	13:29:25			H4
37	LJ2N1F	1	01-SEP-2009	13:30:51	9243016	9H29144	H4
38	LJ2NWF	1	01-SEP-2009	13:32:21	9243016	9H29144	H4
39	LJ0DH	1	01-SEP-2009	13:34:44	9243016	A9H280148	H4
40	LJ2N3	1	01-SEP-2009	13:37:13	9243016	9H29144	H4
41	LJ294B	1	01-SEP-2009	13:38:37	9243015	A9H310000	H4
42	LJ294C	1	01-SEP-2009	13:40:44	9243015	A9H310000	H4
43	LJX92	1	01-SEP-2009	13:43:52	9243015	9H25172	H4
44	LJX92S	1	01-SEP-2009	13:45:16	9243015	9H25172	H4

(continued)

#	WorkOrder	Dilution	Date	Time	Batch	Lot	Instrument
45	LJX92D	1	01-SEP-2009	13:47:10	9243015	9H25172	H4
46	LJ2MP	1	01-SEP-2009	13:49:05	9243015	A9H290157	H4
47	CK6CCV	1	01-SEP-2009	13:50:42			H4
48	CK5CCB	1	01-SEP-2009	13:52:47			H4
49	LJ1F5	1	01-SEP-2009	13:54:11	9243015	9H28253	H4
50	LJ2K3	1	01-SEP-2009	13:55:48	9243015	9H27126	H4
51	LJ1F5F	1	01-SEP-2009	13:57:19	9243015	9H28253	H4
52	LJ1F8	1	01-SEP-2009	13:59:24	9243015	9H28253	H4
53	LJ1L7	1	01-SEP-2009	14:01:58	9243015	9H28253	H4
54	LJ1L7F	1	01-SEP-2009	14:04:24	9243015	9H28253	H4
55	LJ1F8F	1	01-SEP-2009	14:05:50	9243015	9H28253	H4
56	LJX81	1	01-SEP-2009	14:08:24	9243015	9H25172	H4
57	LJX9L	1	01-SEP-2009	14:10:01	9243015	9H25172	H4
58	LJX9K	1	01-SEP-2009	14:11:56	9243015	9H25172	H4
59	CK6CCV	1	01-SEP-2009	14:13:34			H4
60	CK5CCB	1	01-SEP-2009	14:15:43			H4
61	LJXDR	10	01-SEP-2009	14:17:06	9240016	A9H270330	H4
62	LJXQ1B	1	01-SEP-2009	14:18:45	9240018	A9H280000	H4
63	LJVNX	1	01-SEP-2009	14:20:23	9240018	9H27126	H4
64	LJVRJ	1	01-SEP-2009	14:23:03	9240019	9H26266	H4
65	LJVR1F	1	01-SEP-2009	14:24:31	9240019	9H26266	H4
66	LJXRKC	1	01-SEP-2009	14:26:16	9240029	A9H280000	H4
67	LJXKR	1	01-SEP-2009	14:27:50	9240029	A9H270345	H4
68	LJXKRS	1	01-SEP-2009	14:30:08	9240029	A9H270345	H4
69	LJXKRD	1	01-SEP-2009	14:31:32	9240029	A9H270345	H4
70	LJXKV	1	01-SEP-2009	14:33:12	9240029	A9H270345	H4
71	CK6CCV	1	01-SEP-2009	14:34:38			H4
72	CK5CCB	1	01-SEP-2009	14:36:52			H4
73	LJXJ7	1	01-SEP-2009	14:38:25	9240029	A9H270345	H4
74	LJXJ4	1	01-SEP-2009	14:39:50	9240029	A9H270345	H4
75	LJXKM	1	01-SEP-2009	14:41:29	9240029	A9H270345	H4
76	LJXKF	1	01-SEP-2009	14:43:30	9240029	A9H270345	H4
77	LJXKX	1	01-SEP-2009	14:45:01	9240029	A9H270345	H4
78	LJXJ2	1	01-SEP-2009	14:46:46	9240029	A9H270345	H4
79	LJXKP	1	01-SEP-2009	14:48:23	9240029	A9H270345	H4
80	LJXKD	1	01-SEP-2009	14:50:23	9240029	A9H270345	H4
81	LJXKW	1	01-SEP-2009	14:52:57	9240029	A9H270345	H4
82	LJXKQ	1	01-SEP-2009	14:54:52	9240029	A9H270345	H4
83	CK6CCV	1	01-SEP-2009	14:56:20			H4
84	CK5CCB	1	01-SEP-2009	14:58:16			H4
85	LJXKH	1	01-SEP-2009	14:59:39	9240029	A9H270345	H4
86	LJXKA	1	01-SEP-2009	15:01:34	9240029	A9H270345	H4
87	LJXKJ	1	01-SEP-2009	15:03:20	9240029	A9H270345	H4
88	LJXJW	1	01-SEP-2009	15:04:51	9240029	A9H270345	H4

(continued)

#	WorkOrder	Dilution	Date	Time	Batch	Lot	Instrument
89	CK6CCV	1	01-SEP-2009	15:07:59			H4
90	CK5CCB	1	01-SEP-2009	15:09:35			H4
91	LJ296B	1	01-SEP-2009	15:11:43	9243016	A9H310000	H4
92	LJ296C	1	01-SEP-2009	15:13:08	9243016	A9H310000	H4
93	LJ2H9	1	01-SEP-2009	15:15:55	9243016	9H29144	H4
94	LJ2H9S	1	01-SEP-2009	15:17:43	9243016	9H29144	H4
95	LJ2H9D	1	01-SEP-2009	15:20:31	9243016	9H29144	H4
96	LJ2H9F	1	01-SEP-2009	15:22:04	9243016	9H29144	H4
97	LJ2NW	1	01-SEP-2009	15:23:41	9243016	9H29144	H4
98	LJ2NRF	1	01-SEP-2009	15:25:27	9243016	9H29144	H4
99	LJ2N3F	1	01-SEP-2009	15:26:51	9243016	9H29144	H4
100	LJ2NVF	1	01-SEP-2009	15:28:24	9243016	9H29144	H4
101	CK6CCV	1	01-SEP-2009	15:30:10			H4
102	CK5CCB	1	01-SEP-2009	15:31:59			H4
103	LJ2NP	1	01-SEP-2009	15:33:25	9243016	9H29144	H4
104	LJ2N5F	1	01-SEP-2009	15:35:09	9243016	9H29144	H4
105	LJ2N5	1	01-SEP-2009	15:36:37	9243016	9H29144	H4
106	LJ2ND	1	01-SEP-2009	15:38:16	9243016	9H29144	H4
107	LJ2NDF	1	01-SEP-2009	15:39:42	9243016	9H29144	H4
108	LJ2NR	1	01-SEP-2009	15:41:19	9243016	9H29144	H4
109	LJ2NV	1	01-SEP-2009	15:42:43	9243016	9H29144	H4
110	LJ2N1	1	01-SEP-2009	15:44:22	9243016	9H29144	H4
111	LJ0DJ	1	01-SEP-2009	15:45:50	9243016	A9H280148	H4
112	LJ2NPF	1	01-SEP-2009	15:47:35	9243016	9H29144	H4
113	CK6CCV	1	01-SEP-2009	15:49:41			H4
114	CK5CCB	1	01-SEP-2009	15:51:08			H4

End of Report

Instrument Upload Run Log - Page 1

Started Fri Sep 4 05:23:28 2009 by DAVIESB

Data File: UPL$CAN_DATA_ROOT:<REP>I80903B.CSV;1

#	WorkOrder	Dilution	Date	Time	Batch	Lot	Instrument
1	STD1	1	03-SEP-2009	11:56:33			I8
2	STD2	1	03-SEP-2009	12:00:52			I8
3	STD3	1	03-SEP-2009	12:06:03			I8
4	STD4	1	03-SEP-2009	12:12:25			I8
5	ICV	1	03-SEP-2009	12:16:49			I8
6	ICB	1	03-SEP-2009	12:21:28			I8
7	CRI	1	03-SEP-2009	12:24:44			I8
8	ICSA	1	03-SEP-2009	12:29:06			I8
9	ICSAB	1	03-SEP-2009	12:32:33			I8
10	CCV	1	03-SEP-2009	12:37:35			I8
11	CCB	1	03-SEP-2009	12:43:02			I8
12	LJ2HA	1	03-SEP-2009	12:47:22	9243018	A9H290140	I8
13	LJ2HC	1	03-SEP-2009	12:51:44	9243018	A9H290140	I8
14	LJ2HD	1	03-SEP-2009	12:56:07	9243018	A9H290140	I8
15	LJ2HE	1	03-SEP-2009	13:00:32	9243018	A9H290140	I8
16	LJ2HF	1	03-SEP-2009	13:04:53	9243018	A9H290140	I8
17	LJ2HG	1	03-SEP-2009	13:09:14	9243018	A9H290140	I8
18	LJ2HM	1	03-SEP-2009	13:13:37	9243018	A9H290140	I8
19	LJ2HP	1	03-SEP-2009	13:17:56	9243018	A9H290140	I8
20	LJ2HR	1	03-SEP-2009	13:22:14	9243018	A9H290140	I8
21	LJ2HT	1	03-SEP-2009	13:26:37	9243018	A9H290140	I8
22	CCV	1	03-SEP-2009	13:30:57			I8
23	CCB	1	03-SEP-2009	13:36:56			I8
24	LJ2HV	1	03-SEP-2009	13:40:11	9243018	A9H290140	I8
25	LJ2HVL	1	03-SEP-2009	13:44:33			I8
26	LJ2HW	5	03-SEP-2009	13:48:52	9243018	A9H290140	I8
27	LJ2HX	1	03-SEP-2009	13:53:11	9243018	A9H290140	I8
28	LJXQ1B	1	03-SEP-2009	13:57:34	9240018	A9H280000	I8
29	LJXQ1C	1	03-SEP-2009	14:01:56	9240018	A9H280000	I8
30	LJWL5	1	03-SEP-2009	14:06:51	9240018	A9H270231	I8
31	LJWL5F	1	03-SEP-2009	14:11:11	9240018	A9H270231	I8
32	LJVNE	1	03-SEP-2009	14:15:38	9240018	9H27126	I8
33	LJVNES	1	03-SEP-2009	14:18:55	9240018	9H27126	I8
34	CCV	1	03-SEP-2009	14:24:08			I8
35	CCB	1	03-SEP-2009	14:30:14			I8
36	LJVNED	1	03-SEP-2009	14:33:29	9240018	9H27126	I8
37	LJVNJ	1	03-SEP-2009	14:38:47	9240018	9H27126	I8
38	LJVNL	1	03-SEP-2009	14:43:06	9240018	9H27126	I8
39	LJVNX	1	03-SEP-2009	14:47:36	9240018	9H27126	I8
40	LJVN4	1	03-SEP-2009	14:51:58	9240018	9H27126	I8
41	LJVN5	1	03-SEP-2009	14:56:20	9240018	9H27126	I8
42	LJVN6	1	03-SEP-2009	15:00:40	9240018	9H27126	I8
43	LJVPL	1	03-SEP-2009	15:05:04	9240018	9H27126	I8
44	LJWT6F	1	03-SEP-2009	15:09:30	9240018	A9H270263	I8

(continued)

#	WorkOrder	Dilution	Date	Time	Batch	Lot	Instrument
45	LJWF7	1	03-SEP-2009	15:13:50	9240018	A9H270210	I8
46	CCV	1	03-SEP-2009	15:18:10			I8
47	CCB	1	03-SEP-2009	15:24:23			I8
48	LJWGA	1	03-SEP-2009	15:28:40	9240018	A9H270210	I8
49	LJWGAL	1	03-SEP-2009	15:32:58			I8
50	LJT5L	1	03-SEP-2009	15:37:18	9240018	C9H260327	I8
51	LJT5R	1	03-SEP-2009	15:41:37	9240018	C9H260327	I8
52	LJT5V	1	03-SEP-2009	15:45:57	9240018	C9H260327	I8
53	LJT5W	1	03-SEP-2009	15:50:16	9240018	C9H260327	I8
54	LJT88B	1	03-SEP-2009	15:54:35	9239019	A9H270000	I8
55	LJT88C	1	03-SEP-2009	15:58:54	9239019	A9H270000	I8
56	LJRGK	1	03-SEP-2009	16:04:29	9239019	A9H260174	I8
57	LJRGKF	1	03-SEP-2009	16:08:51	9239019	A9H260174	I8
58	CCV	1	03-SEP-2009	16:13:10			I8
59	CCB	1	03-SEP-2009	16:19:42			I8
60	LJTCV	1	03-SEP-2009	16:24:00	9239019	9H25196	I8
61	LJTCVF	1	03-SEP-2009	16:28:18	9239019	9H25196	I8
62	LJTDX	1	03-SEP-2009	16:32:40	9239019	9H25196	I8
63	LJTDXF	1	03-SEP-2009	16:36:59	9239019	9H25196	I8
64	LJTGV	1	03-SEP-2009	16:41:21	9239019	9H26266	I8
65	LJTGVF	1	03-SEP-2009	16:45:38	9239019	9H26266	I8
66	LJTGVX	1	03-SEP-2009	16:49:56	9239019	9H26266	I8
67	LJTGVS	1	03-SEP-2009	16:54:14	9239019	9H26266	I8
68	LJTG5	1	03-SEP-2009	16:58:34	9239019	9H26266	I8
69	LJTG5F	1	03-SEP-2009	17:02:56	9239019	9H26266	I8
70	CCV	1	03-SEP-2009	17:07:14			I8
71	CCB	1	03-SEP-2009	17:11:32			I8
72	RAW	1	03-SEP-2009	17:15:49			I8
73	DISS	1	03-SEP-2009	17:20:08			I8
74	LJT24	1	03-SEP-2009	17:24:27	9239019	A9H260314	I8
75	LJT25	1	03-SEP-2009	17:28:52	9239019	A9H260314	I8
76	LJT26	1	03-SEP-2009	17:33:12	9239019	A9H260314	I8
77	LJT27	1	03-SEP-2009	17:37:32	9239019	A9H260314	I8
78	LJT28	1	03-SEP-2009	17:41:51	9239019	A9H260314	I8
79	LJT29	1	03-SEP-2009	17:46:10	9239019	A9H260314	I8
80	LJT3A	1	03-SEP-2009	17:50:28	9239019	A9H260314	I8
81	LJT3AL	1	03-SEP-2009	17:54:47			I8
82	CCV	1	03-SEP-2009	17:59:06			I8
83	CCB	1	03-SEP-2009	18:03:28			I8
84	LJ6PCB	1	03-SEP-2009	18:07:47	9245026	A9I020000	I8
85	LJ6PCC	1	03-SEP-2009	18:12:11	9245026	A9I020000	I8
86	LJ5C6	1	03-SEP-2009	18:16:33	9245026	A9I010167	I8
87	LJ5F3	1	03-SEP-2009	18:20:52	9245026	A9I010176	I8
88	LJ5M8	1	03-SEP-2009	18:25:11	9245026	A9I010219	I8

RERUN

(continued)

#	WorkOrder	Dilution	Date	Time	Batch	Lot	Instrument
1	STD1	1	04-SEP-2009	08:06:52			I8
2	STD2	1	04-SEP-2009	08:10:05			I8
3	STD3	1	04-SEP-2009	08:14:15			I8
4	STD4	1	04-SEP-2009	08:19:26			I8
5	ICV	1	04-SEP-2009	08:23:48			I8
6	ICB	1	04-SEP-2009	08:29:58			I8
7	CRI	1	04-SEP-2009	08:33:13			I8
8	ICSA	1	04-SEP-2009	08:37:37			I8
9	ICSAB	1	04-SEP-2009	08:40:57			I8
10	CCV	1	04-SEP-2009	08:46:48			I8
11	CCB	1	04-SEP-2009	08:53:04			I8
12	LJXQ1B	1	04-SEP-2009	08:57:26	9240018	A9H280000	I8
13	LJT5L	10	04-SEP-2009	09:01:28	9240018	C9H260327	I8
14	LJT5R	10	04-SEP-2009	09:05:23	9240018	C9H260327	I8
15	LJT5V	10	04-SEP-2009	09:09:31	9240018	C9H260327	I8
16	LJT5W	10	04-SEP-2009	09:13:51	9240018	C9H260327	I8
17	LJ6PCB	1	04-SEP-2009	09:18:07	9245026	A9I020000	I8
18	LJ6PCC	1	04-SEP-2009	09:21:49	9245026	A9I020000	I8
19	LJ5VA	1	04-SEP-2009	09:27:22	9245026	A9I010236	I8
20	LJ5VF	1	04-SEP-2009	09:31:45	9245026	A9I010236	I8
21	LJ5VH	1	04-SEP-2009	09:36:11	9245026	A9I010236	I8
22	CCV	1	04-SEP-2009	09:40:30			I8
23	CCB	1	04-SEP-2009	09:46:13			I8
24	LJ5VJ	1	04-SEP-2009	09:49:31	9245026	A9I010236	I8
25	LJ5VK	1	04-SEP-2009	09:53:49	9245026	A9I010236	I8
26	LJ5VN	1	04-SEP-2009	09:58:15	9245026	A9I010236	I8
27	LJ5VNL	1	04-SEP-2009	10:02:31			I8
28	LJ6PQB	1	04-SEP-2009	10:06:50			I8
29	LJ6PQC	1	04-SEP-2009	10:11:10			I8
30	LJ5CD	1	04-SEP-2009	10:15:49	9251022	A9I010167	I8
31	LJ5CN	1	04-SEP-2009	10:20:09	9251022	A9I010167	I8
32	LJ5CQ	1	04-SEP-2009	10:24:34	9251022	A9I010167	I8
33	LJ5CT	1	04-SEP-2009	10:28:54	9251022	A9I010167	I8
34	CCV	1	04-SEP-2009	10:33:17			I8
35	CCB	1	04-SEP-2009	10:47:47			I8
36	LJ5CV	1	04-SEP-2009	10:51:07	9251022	A9I010167	I8
37	LJ5CX	1	04-SEP-2009	10:55:26	9251022	A9I010167	I8
38	LJ5C0	1	04-SEP-2009	10:59:46	9251022	A9I010167	I8
39	LJ5C0S	10	04-SEP-2009	11:14:07	9251022	A9I010167	I8
40	LJ5C0D	10	04-SEP-2009	11:18:31	9251022	A9I010167	I8
41	LJ5TG	10	04-SEP-2009	11:22:48	9251022	A9I010236	I8
42	LJ5TL	10	04-SEP-2009	11:26:25	9251022	A9I010236	I8
43	LJ5TN	10	04-SEP-2009	11:30:03	9251022	A9I010236	I8
44	LJ5TQ	10	04-SEP-2009	11:34:27	9251022	A9I010236	I8

---------- (continued) ----------

#	WorkOrder	Dilution	Date	Time	Batch	Lot	Instrument
45	LJ5TR	10	04-SEP-2009	11:38:46	9251022	A9I010236	I8
46	CCV	1	04-SEP-2009	11:43:07			I8
47	CCB	1	04-SEP-2009	11:48:43			I8
48	LJ5TW	10	04-SEP-2009	11:53:01	9251022	A9I010236	I8
49	LJ5T0	10	04-SEP-2009	11:57:20	9251022	A9I010236	I8
50	LJ5T1	10	04-SEP-2009	12:01:40	9251022	A9I010236	I8
51	LJ5T5	10	04-SEP-2009	12:06:00	9251022	A9I010236	I8
52	LJ5T6	10	04-SEP-2009	12:10:20	9251022	A9I010236	I8
53	LJ5T6L	50	04-SEP-2009	12:14:42			I8
54	LJ5T8	10	04-SEP-2009	12:19:06	9251022	A9I010236	I8
55	LJTCV	1	04-SEP-2009	12:23:26	9239019	9H25196	I8
56	LJTCVF	1	04-SEP-2009	12:27:44	9239019	9H25196	I8
57	LJTDX	1	04-SEP-2009	12:32:03	9239019	9H25196	I8
58	CCV	1	04-SEP-2009	12:40:51			I8
59	CCB	1	04-SEP-2009	12:54:19			I8
60	LJTDXF	1	04-SEP-2009	12:57:32	9239019	9H25196	I8
61	LJTGV	1	04-SEP-2009	13:01:50	9239019	9H26266	I8
62	LJTGVF	1	04-SEP-2009	13:06:07	9239019	9H26266	I8
63	LJTGVX	1	04-SEP-2009	13:10:26	9239019	9H26266	I8
64	LJTGVS	1	04-SEP-2009	13:14:46	9239019	9H26266	I8
65	LJTG5	1	04-SEP-2009	13:19:58	9239019	9H26266	I8
66	LJTG5F	1	04-SEP-2009	13:24:18	9239019	9H26266	I8
67	LJT24	1	04-SEP-2009	13:28:27	9239019	A9H260314	I8
68	LJT25	1	04-SEP-2009	13:32:21	9239019	A9H260314	I8
69	LJT26	1	04-SEP-2009	13:36:59	9239019	A9H260314	I8
70	CCV	1	04-SEP-2009	13:41:25			I8
71	CCB	1	04-SEP-2009	13:47:06			I8
72	LKA17B	1	04-SEP-2009	13:50:23	9247012	A9I040000	I8
73	LKA17C	1	04-SEP-2009	13:53:39	9247012	A9I040000	I8
74	LJ88N	1	04-SEP-2009	13:58:51	9247012	9I03132	I8
75	LJ88P	1	04-SEP-2009	14:03:16	9247012	9I03132	I8
76	LJT27	1	04-SEP-2009	14:07:35	9239019	A9H260314	I8
77	LJT28	1	04-SEP-2009	14:11:54	9239019	A9H260314	I8
78	LJT29	1	04-SEP-2009	14:16:18	9239019	A9H260314	I8
79	LJT3A	1	04-SEP-2009	14:20:35	9239019	A9H260314	I8
80	LJ5VN	5	04-SEP-2009	14:25:03	9245026	A9I010236	I8
81	LJ5VNL	25	04-SEP-2009	14:28:42			I8
82	CCV	1	04-SEP-2009	14:33:04			I8
83	CCB	1	04-SEP-2009	14:38:27			I8
84	LJT3AL	1	04-SEP-2009	14:42:48			I8
85	LJ5C6	1	04-SEP-2009	14:47:07	9245026	A9I010167	I8
86	LJ5F3	1	04-SEP-2009	14:51:26	9245026	A9I010176	I8
87	LJ5M8	1	04-SEP-2009	14:55:44	9245026	A9I010219	I8
88	LJ5NC	1	04-SEP-2009	15:00:02	9245026	A9I010219	I8

(continued)

#	WorkOrder	Dilution	Date	Time	Batch	Lot	Instrument
89	LJ5ND	1	04-SEP-2009	15:04:34	9245026	A9I010219	I8
90	LJ5NE	1	04-SEP-2009	15:08:54	9245026	A9I010219	I8
91	LJ5NF	1	04-SEP-2009	15:13:19	9245026	A9I010219	I8
92	LJ5NG	1	04-SEP-2009	15:17:40	9245026	A9I010219	I8
93	LJ5NGS	1	04-SEP-2009	15:21:56	9245026	A9I010219	I8
94	CCV	1	04-SEP-2009	15:27:13			I8
95	CCB	1	04-SEP-2009	15:32:48			I8
96	LJ5NGD	1	04-SEP-2009	15:37:05	9245026	A9I010219	I8
97	LJ5NH	1	04-SEP-2009	15:42:43	9245026	A9I010219	I8
98	LJ5NJ	1	04-SEP-2009	15:47:03	9245026	A9I010219	I8
99	LJ5NK	1	04-SEP-2009	15:51:29	9245026	A9I010219	I8
100	LJ5NM	1	04-SEP-2009	15:55:48	9245026	A9I010219	I8
101	LJ5NP	1	04-SEP-2009	16:00:08	9245026	A9I010219	I8
102	LJ5NQ	1	04-SEP-2009	16:04:27	9245026	A9I010219	I8
103	LJ89H	1	04-SEP-2009	16:08:46	9247012	9I03132	I8
104	LJ89K	1	04-SEP-2009	16:13:05	9247012	9I03132	I8
105	LJ924	1	04-SEP-2009	16:17:23	9247012	9I01242	I8
106	CCV	1	04-SEP-2009	16:21:46			I8
107	CCB	1	04-SEP-2009	16:27:10			I8
108	LJ924S	1	04-SEP-2009	16:31:29	9247012	9I01242	I8
109	LJ924D	1	04-SEP-2009	16:37:00	9247012	9I01242	I8
110	LJ93AF	1	04-SEP-2009	16:42:42	9247012	9I01242	I8
111	LJ93CF	1	04-SEP-2009	16:47:01	9247012	9I01242	I8
112	LJ93DF	1	04-SEP-2009	16:51:34	9247012	9I01242	I8
113	LJ93EF	1	04-SEP-2009	16:55:58	9247012	9I01242	I8
114	LJ93FF	1	04-SEP-2009	17:00:16	9247012	9I01242	I8
115	LJ93GF	1	04-SEP-2009	17:04:38	9247012	9I01242	I8
116	LJ93HF	1	04-SEP-2009	17:09:00	9247012	9I01242	I8
117	LJ93JF	1	04-SEP-2009	17:13:18	9247012	9I01242	I8
118	CCV	1	04-SEP-2009	17:17:40			I8
119	CCB	1	04-SEP-2009	17:22:53			I8
120	LJ93KF	1	04-SEP-2009	17:27:10	9247012	9I01242	I8
121	LJ93MF	1	04-SEP-2009	17:31:28	9247012	9I01242	I8
122	LJ93NF	1	04-SEP-2009	17:35:46	9247012	9I01242	I8
123	LJ93NFL	1	04-SEP-2009	17:40:04			I8
124	LJXRKB	1	04-SEP-2009	17:44:22	9240029	A9H280000	I8
125	LJXRKC	1	04-SEP-2009	17:48:42	9240029	A9H280000	I8
126	LJXJW	1	04-SEP-2009	17:53:53	9240029	A9H270345	I8
127	LJXJ2	1	04-SEP-2009	17:58:13	9240029	A9H270345	I8
128	LJXJ4	1	04-SEP-2009	18:02:39	9240029	A9H270345	I8
129	LJXJ7	1	04-SEP-2009	18:07:02	9240029	A9H270345	I8
130	CCV	1	04-SEP-2009	18:11:45			I8
131	CCB	1	04-SEP-2009	18:17:19			I8
132	LJXKA	1	04-SEP-2009	18:21:42	9240029	A9H270345	I8

(continued)

#	WorkOrder	Dilution	Date	Time	Batch	Lot	Instrument
133	LJXKD	1	04-SEP-2009	18:26:02	9240029	A9H270345	I8
134	LJXKF	1	04-SEP-2009	18:30:27	9240029	A9H270345	I8
135	LJXKH	1	04-SEP-2009	18:34:46	9240029	A9H270345	I8
136	LJXKJ	1	04-SEP-2009	18:39:05	9240029	A9H270345	I8
137	LJXKM	1	04-SEP-2009	18:43:24	9240029	A9H270345	I8
138	LJXKP	1	04-SEP-2009	18:47:42	9240029	A9H270345	I8
139	LJXKQ	1	04-SEP-2009	18:52:02	9240029	A9H270345	I8
140	LJXKR	1	04-SEP-2009	18:56:22	9240029	A9H270345	I8
141	LJXKRS	1	04-SEP-2009	19:00:41	9240029	A9H270345	I8
142	CCV	1	04-SEP-2009	19:05:44			I8
143	CCB	1	04-SEP-2009	19:11:11			I8
144	ICSA	1	04-SEP-2009	19:15:29			I8
145	ICSAB	1	04-SEP-2009	19:19:49			I8
146	LJXKRD	1	04-SEP-2009	19:25:11	9240029	A9H270345	I8
147	LJXKV	1	04-SEP-2009	19:30:40	9240029	A9H270345	I8
148	LJXKW	1	04-SEP-2009	19:35:00	9240029	A9H270345	I8
149	LJXKWL	1	04-SEP-2009	19:39:18			I8
150	LJXKX	1	04-SEP-2009	19:43:41	9240029	A9H270345	I8
151	LJXQ3B	1	04-SEP-2009	19:47:59	9240019	A9H280000	I8
152	LJXQ3C	1	04-SEP-2009	19:52:25	9240019	A9H280000	I8
153	LJVQ5	1	04-SEP-2009	19:57:24	9240019	9H26266	I8
154	CCV	1	04-SEP-2009	20:01:43			I8
155	CCB	1	04-SEP-2009	20:07:03			I8
156	LJVQ5F	1	04-SEP-2009	20:11:21	9240019	9H26266	I8
157	LJVQ5X	1	04-SEP-2009	20:16:01	9240019	9H26266	I8
158	LJVQ5S	1	04-SEP-2009	20:20:19	9240019	9H26266	I8
159	LJVRW	1	04-SEP-2009	20:25:33	9240019	9H26266	I8
160	LJVRWF	1	04-SEP-2009	20:29:17	9240019	9H26266	I8
161	LJVR0	1	04-SEP-2009	20:33:24	9240019	9H26266	I8
162	LJVR0F	1	04-SEP-2009	20:37:38	9240019	9H26266	I8
163	LJVR1F	1	04-SEP-2009	20:41:55	9240019	9H26266	I8
164	LJVR1	1	04-SEP-2009	20:46:19	9240019	9H26266	I8
165	LJVR2	1	04-SEP-2009	20:50:47	9240019	9H26266	I8
166	CCV	1	04-SEP-2009	20:55:04			I8
167	CCB	1	04-SEP-2009	21:00:19			I8
168	LJVR2F except mn	1	04-SEP-2009	21:04:40	9240019	9H26266	I8
169	LJWDQ	1	04-SEP-2009	21:09:00	9240019	9H25196	I8
170	LJWDQF	1	04-SEP-2009	21:13:20	9240019	9H25196	I8
171	LJWD8	1	04-SEP-2009	21:17:38	9240019	9H25196	I8
172	LJWD8F	1	04-SEP-2009	21:22:01	9240019	9H25196	I8
173	LJWD8FL	1	04-SEP-2009	21:26:24			I8
174	LJ3AFB	1	04-SEP-2009	21:30:44	9243020	A9H310000	I8
175	LJ3AFC	1	04-SEP-2009	21:35:00	9243020	A9H310000	I8
176	LJWD4	1	04-SEP-2009	21:39:59	9243020	9H25196	I8

(continued)

#	WorkOrder	Dilution	Date	Time	Batch	Lot	Instrument
177	LJWD4F	1	04-SEP-2009	21:44:19	9243020	9H25196	I8
178	CCV	1	04-SEP-2009	21:48:38			I8
179	CCB	1	04-SEP-2009	21:53:52			I8
180	LJX5T	1	04-SEP-2009	21:58:09	9243020	9H25196	I8
181	LJX5TF	1	04-SEP-2009	22:02:28	9243020	9H25196	I8
182	LJX5TX	1	04-SEP-2009	22:06:47	9243020	9H25196	I8
183	LJX5TS	1	04-SEP-2009	22:11:07	9243020	9H25196	I8
184	LJX54	1	04-SEP-2009	22:16:13	9243020	9H25196	I8
185	LJX54F	1	04-SEP-2009	22:20:31	9243020	9H25196	I8
186	LJX58	1	04-SEP-2009	22:24:51	9243020	9H25196	I8
187	LJX58F	1	04-SEP-2009	22:29:10	9243020	9H25196	I8
188	LJX6A	1	04-SEP-2009	22:33:30	9243020	9H25196	I8
189	LJX6AF	1	04-SEP-2009	22:37:50	9243020	9H25196	I8
190	CCV	1	04-SEP-2009	22:42:25			I8
191	CCB	1	04-SEP-2009	22:47:29			I8
192	LJX6G	1	04-SEP-2009	22:51:47	9243020	9H25196	I8
193	LJX6GF	1	04-SEP-2009	22:56:07	9243020	9H25196	I8
194	LJX6K	1	04-SEP-2009	23:00:36	9243020	9H25196	I8
195	LJX6KF	1	04-SEP-2009	23:04:56	9243020	9H25196	I8
196	LJX69	1	04-SEP-2009	23:09:15	9243020	9H27126	I8
197	LJX7E	1	04-SEP-2009	23:13:36	9243020	9H27126	I8
198	LJ2H4	1	04-SEP-2009	23:18:01	9243020	A9H290143	I8
199	LJ2H4F	1	04-SEP-2009	23:22:23	9243020	A9H290143	I8
200	LJ2H4FL	1	04-SEP-2009	23:26:42			I8
201	LJ2KH	1	04-SEP-2009	23:31:09	9243020	9H25196	I8
202	CCV	1	04-SEP-2009	23:35:28			I8
203	CCB	1	04-SEP-2009	23:41:04			I8
204	LJ2KHF	1	04-SEP-2009	23:45:21	9243020	9H25196	I8
205	LJ3ADB	1	04-SEP-2009	23:49:41	9243019	A9H310000	I8
206	LJ3ADC	1	04-SEP-2009	23:54:00	9243019	A9H310000	I8
207	LJX31	1	04-SEP-2009	23:59:25	9243019	9H26266	I8
208	LJX31F	1	05-SEP-2009	00:03:45	9243019	9H26266	I8
209	LJX4P	1	05-SEP-2009	00:08:05	9243019	9H26266	I8
210	LJX4PF	1	05-SEP-2009	00:12:28	9243019	9H26266	I8
211	LJX4Q	1	05-SEP-2009	00:16:48	9243019	9H26266	I8
212	LJX4QF	1	05-SEP-2009	00:21:09	9243019	9H26266	I8
213	LJ177	1	05-SEP-2009	00:25:29	9243019	9H26266	I8
214	CCV	1	05-SEP-2009	00:29:47			I8
215	CCB	1	05-SEP-2009	00:35:08			I8
216	LJ177F	1	05-SEP-2009	00:39:30	9243019	9H26266	I8
217	LJ179	1	05-SEP-2009	00:43:50	9243019	9H26266	I8
218	LJ179F	1	05-SEP-2009	00:48:12	9243019	9H26266	I8
219	LJ18C	1	05-SEP-2009	00:52:33	9243019	9H26266	I8
220	LJ18CF	1	05-SEP-2009	00:56:53	9243019	9H26266	I8

except Mn 207 LJX31, Mn 208 LJX31F, Mn 209 LJX4P, Mn 210 LJX4PF, Mn 211 LJX4Q, Mn 212 LJX4QF, Mn 213 LJ177, Mn 216 LJ177F, Mn 217 LJ179, Mn 218 LJ179F, Mn 219 LJ18C, Mn 220 LJ18CF

(continued)

#	WorkOrder	Dilution	Date	Time	Batch	Lot	Instrument
221	LJ18D	1	05-SEP-2009	01:01:19	9243019	9H26266	I8
222	LJ18DF	1	05-SEP-2009	01:05:43	9243019	9H26266	I8
223	LJ18DFL	1	05-SEP-2009	01:10:04			I8
224	LJ18DX	1	05-SEP-2009	01:14:25	9243019	9H26266	I8
225	LJ18DS	1	05-SEP-2009	01:18:45	9243019	9H26266	I8
226	CCV	1	05-SEP-2009	01:23:50			I8
227	CCB	1	05-SEP-2009	01:29:25			I8
228	LJ298B	1	05-SEP-2009	01:33:44	9243017	A9H310000	I8
229	LJ298C	1	05-SEP-2009	01:38:04	9243017	A9H310000	I8
230	LJ1XD	1	05-SEP-2009	01:43:18	9243017	A9H280321	I8
231	LJ1XJ	1	05-SEP-2009	01:47:39	9243017	A9H280321	I8
232	LJ1XN	1	05-SEP-2009	01:52:00	9243017	A9H280321	I8
233	LJ1XR	1	05-SEP-2009	01:56:30	9243017	A9H280321	I8
234	LJ1XRS	1	05-SEP-2009	02:00:51	9243017	A9H280321	I8
235	LJ1XRD	1	05-SEP-2009	02:06:09	9243017	A9H280321	I8
236	LJ10A	1	05-SEP-2009	02:11:33	9243017	A9H280321	I8
237	LJ10C	1	05-SEP-2009	02:15:52	9243017	A9H280321	I8
238	CCV	1	05-SEP-2009	02:20:16			I8
239	CCB	1	05-SEP-2009	02:25:37			I8
240	LJ10E	1	05-SEP-2009	02:29:56	9243017	A9H280321	I8
241	LJ10EL	1	05-SEP-2009	02:34:21			I8
242	LJ294B	1	05-SEP-2009	02:38:41	9243015	A9H310000	I8
243	LJ294C	1	05-SEP-2009	02:43:02	9243015	A9H310000	I8
244	LJX81	1	05-SEP-2009	02:48:12	9243015	9H25172	I8
245	LJX9K	1	05-SEP-2009	02:52:38	9243015	9H25172	I8
246	LJX9L	1	05-SEP-2009	02:57:02	9243015	9H25172	I8
247	LJX92	1	05-SEP-2009	03:01:23	9243015	9H25172	I8
248	LJX92S	1	05-SEP-2009	03:05:44	9243015	9H25172	I8
249	LJX92D	1	05-SEP-2009	03:11:03	9243015	9H25172	I8
250	CCV	1	05-SEP-2009	03:16:36			I8
251	CCB	1	05-SEP-2009	03:22:26			I8
252	LJ2K3	1	05-SEP-2009	03:26:46	9243015	9H27126	I8
253	LJ2MP	1	05-SEP-2009	03:31:07	9243015	A9H290157	I8
254	LJ2MPL	1	05-SEP-2009	03:35:27			I8
255	LJ6NXB	1	05-SEP-2009	03:39:50	9245019	A9I020000	I8
256	LJ6NXC	1	05-SEP-2009	03:44:11	9245019	A9I020000	I8
257	LJ43N	1	05-SEP-2009	03:49:41	9245019	9I01136	I8
258	LJ5RMF	1	05-SEP-2009	03:54:02	9245019	A9I010228	I8
259	LJ5RMFS	1	05-SEP-2009	03:58:22	9245019	A9I010228	I8
260	LJ5RMFD	1	05-SEP-2009	04:03:42	9245019	A9I010228	I8
261	LJ5RNF	1	05-SEP-2009	04:09:26	9245019	A9I010228	I8
262	CCV	1	05-SEP-2009	04:13:46			I8
263	CCB	1	05-SEP-2009	04:19:17			I8
264	LJ5RPF	1	05-SEP-2009	04:23:39	9245019	A9I010228	I8

(continued)

: Instrument Upload Run Log - Page 1 :
: Started Wed Sep 9 05:20:49 2009 by DAVIESB :
: Data File: UPL$CAN_DATA_ROOT:<REP>I80907A.CSV;1 :

#	WorkOrder	Dilution	Date	Time	Batch	Lot	Instrument
1	STD1	1	08-SEP-2009	09:04:28			I8
2	STD2	1	08-SEP-2009	09:07:56			I8
3	STD3	1	08-SEP-2009	09:13:38			I8
4	STD4	1	08-SEP-2009	09:19:10			I8
5	ICV	1	08-SEP-2009	09:23:28			I8
6	ICB	1	08-SEP-2009	09:29:03			I8
7	CRI	1	08-SEP-2009	09:33:29			I8
8	ICSA	1	08-SEP-2009	09:37:49			I8
9	ICSAB	1	08-SEP-2009	09:42:12			I8
10	CCV	1	08-SEP-2009	09:50:47			I8
11	CCB	1	08-SEP-2009	10:02:18			I8
12	IDL1	1	08-SEP-2009	10:06:12			I8
13	IDL2	1	08-SEP-2009	10:10:53			I8
14	IDL3	1	08-SEP-2009	10:15:15			I8
15	IDL4	1	08-SEP-2009	10:19:35			I8
16	IDL5	1	08-SEP-2009	10:24:00			I8
17	IDL6	1	08-SEP-2009	10:28:20			I8
18	IDL7	1	08-SEP-2009	10:32:46			I8
19	IDL8	1	08-SEP-2009	10:37:06			I8
20	IDL9	1	08-SEP-2009	10:41:25			I8
21	IDL10	1	08-SEP-2009	10:45:45			I8
22	CCV	1	08-SEP-2009	10:50:04			I8
23	CCB	1	08-SEP-2009	10:55:32			I8
24	LJ5NGD	1	08-SEP-2009	10:58:47	9245026	A9I010219	I8
25	LJVR2F	1	08-SEP-2009	11:04:20	9240019	9H26266	I8
26	LJWDQ	10	08-SEP-2009	11:08:38	9240019	9H25196	I8
27	LJWDQF	1	08-SEP-2009	11:13:00	9240019	9H25196	I8
28	LJWD8	1	08-SEP-2009	11:17:17	9240019	9H25196	I8
29	LJWD8F	1	08-SEP-2009	11:21:37	9240019	9H25196	I8
30	LJWD8FL	1	08-SEP-2009	11:26:04			I8
31	LJ924S	1	08-SEP-2009	11:30:21	9247012	9I01242	I8
32	LJ924D	1	08-SEP-2009	11:35:48	9247012	9I01242	I8
33	LJ93AF	1	08-SEP-2009	11:41:25	9247012	9I01242	I8
34	CCV	1	08-SEP-2009	11:45:44			I8
35	CCB	1	08-SEP-2009	11:51:10			I8
36	LJ93CF	10	08-SEP-2009	11:55:31	9247012	9I01242	I8
37	LJ93DF	1	08-SEP-2009	11:59:51	9247012	9I01242	I8
38	LJ93EF	1	08-SEP-2009	12:04:15	9247012	9I01242	I8
39	LJ93FF	10	08-SEP-2009	12:08:42	9247012	9I01242	I8
40	LJ93GF	10	08-SEP-2009	12:13:02	9247012	9I01242	I8
41	LJ93HF	10	08-SEP-2009	12:17:19	9247012	9I01242	I8
42	LJ93JF	10	08-SEP-2009	12:21:38	9247012	9I01242	I8
43	LJ93KF	1	08-SEP-2009	12:25:57	9247012	9I01242	I8
44	LJ93MF	10	08-SEP-2009	12:30:16	9247012	9I01242	I8

(continued)

: Instrument Upload Run Log - Page 1 :
: Started Fri Sep 11 04:31:58 2009 by DAVIESB :
: Data File: UPL$CAN_DATA_ROOT:<REP>I80910A.CSV;1 :

#	WorkOrder	Dilution	Date	Time	Batch	Lot	Instrument
1	STD1	1	10-SEP-2009	14:32:37			I8
2	STD2	1	10-SEP-2009	14:35:55			I8
3	STD3	1	10-SEP-2009	14:39:29			I8
4	STD4	1	10-SEP-2009	14:43:16			I8
5	ICV	1	10-SEP-2009	14:48:20			I8
6	ICB	1	10-SEP-2009	14:53:31			I8
7	CRI	1	10-SEP-2009	14:56:49			I8
8	ICSA	1	10-SEP-2009	15:01:09			I8
9	ICSAB	1	10-SEP-2009	15:04:26			I8
10	CCV	1	10-SEP-2009	15:10:50			I8
11	CCB	1	10-SEP-2009	15:21:49			I8
12	IDL1	1	10-SEP-2009	15:25:01			I8
13	IDL2	1	10-SEP-2009	15:28:13			I8
14	IDL3	1	10-SEP-2009	15:31:29			I8
15	IDL4	1	10-SEP-2009	15:34:44			I8
16	IDL5	1	10-SEP-2009	15:39:01			I8
17	IDL6	1	10-SEP-2009	15:42:15			I8
18	IDL7	1	10-SEP-2009	15:45:31			I8
19	LJWDQ	1	10-SEP-2009	15:49:05	9240019	9H25196	I8
20	LJWDQF	5	10-SEP-2009	15:52:37	9240019	9H25196	I8
21	LJ3AFB	1	10-SEP-2009	15:56:31	9243020	A9H310000	I8
22	CCV	1	10-SEP-2009	16:00:49			I8
23	CCB	1	10-SEP-2009	16:05:23			I8
24	LJ3AFC	1	10-SEP-2009	16:08:40	9243020	A9H310000	I8
25	LJWD4	1	10-SEP-2009	16:13:25	9243020	9H25196	I8
26	LJX5T	1	10-SEP-2009	16:17:49	9243020	9H25196	I8
27	LJX5TX	1	10-SEP-2009	16:22:06	9243020	9H25196	I8
28	LJX5TS	1	10-SEP-2009	16:26:23	9243020	9H25196	I8
29	LJX58	1	10-SEP-2009	16:31:04	9243020	9H25196	I8
30	LKGMPB	1	10-SEP-2009	16:35:22	9252012	A9I090000	I8
31	LKGMPC	1	10-SEP-2009	16:39:45	9252012	A9I090000	I8
32	LKD3F	1	10-SEP-2009	16:44:37	9252012	A9I040306	I8
33	LKD3W	1	10-SEP-2009	16:48:57	9252012	A9I040306	I8
34	CCV	1	10-SEP-2009	16:53:16			I8
35	CCB	1	10-SEP-2009	16:58:09			I8
36	LKFCVB	1	10-SEP-2009	17:02:31	9251014	A9I080000	I8
37	LKFCVC	1	10-SEP-2009	17:06:51	9251014	A9I080000	I8
38	LJ0XV	1	10-SEP-2009	17:11:37	9251014	A9H280208	I8
39	LJ00D	1	10-SEP-2009	17:16:09	9251014	A9H280208	I8
40	LJ009	1	10-SEP-2009	17:20:27	9251014	A9H280208	I8
41	LJ3ADB	1	10-SEP-2009	17:24:44	9243019	A9H310000	I8
42	LJ3ADC	1	10-SEP-2009	17:29:02	9243019	A9H310000	I8
43	LJX31	1	10-SEP-2009	17:33:54	9243019	9H26266	I8
44	LJX31F	1	10-SEP-2009	17:38:23	9243019	9H26266	I8

(continued)

: Instrument Upload Run Log - Page 2 :
: Started Fri Sep 11 04:31:58 2009 by DAVIESB :
: Data File: UPL$CAN_DATA_ROOT:<REP>I80910A.CSV;1 :

	#	WorkOrder	Dilution	Date	Time	Batch	Lot	Instrument
Mn	46	LJX4P	1	10-SEP-2009	17:42:41	9243019	9H26266	I8
	46	CCV	1	10-SEP-2009	17:46:58			I8
	47	CCB	1	10-SEP-2009	17:51:50			I8
Mn	48	LJX4PF	1	10-SEP-2009	17:56:07	9243019	9H26266	I8
Mn	49	LJX4Q	1	10-SEP-2009	18:00:26	9243019	9H26266	I8
Mn	50	LJX4QF	1	10-SEP-2009	18:04:45	9243019	9H26266	I8
Mn	51	LJ177	1	10-SEP-2009	18:09:03	9243019	9H26266	I8
Mn	52	LJ177F	1	10-SEP-2009	18:13:24	9243019	9H26266	I8
Mn	53	LJ179	1	10-SEP-2009	18:17:43	9243019	9H26266	I8
Mn	54	LJ179F	1	10-SEP-2009	18:22:02	9243019	9H26266	I8
Mn	55	LJ18C	1	10-SEP-2009	18:26:25	9243019	9H26266	I8
Mn	56	LJ18CF	1	10-SEP-2009	18:30:43	9243019	9H26266	I8
Mn,Fe	57	LJ18D	1	10-SEP-2009	18:34:59	9243019	9H26266	I8
	58	CCV	1	10-SEP-2009	18:39:16			I8
	59	CCB	1	10-SEP-2009	18:44:06			I8
Mn,Fe	60	LJ18DF	5	10-SEP-2009	18:48:25	9243019	9H26266	I8
	61	LJ18DFL	1	10-SEP-2009	18:52:45			I8
	62	LJ18DX	1	10-SEP-2009	18:57:09	9243019	9H26266	I8
	63	LJ18DS	1	10-SEP-2009	19:01:27	9243019	9H26266	I8
	64	LJ6NXB	1	10-SEP-2009	19:06:15	9245019	A9I020000	I8
	65	LJ6NXC	1	10-SEP-2009	19:10:33	9245019	A9I020000	I8
	66	LJ43N	1	10-SEP-2009	19:15:34	9245019	9I01136	I8
	67	LKFC9B	1	10-SEP-2009	19:19:57	9251023	A9I080000	I8
	68	LKFC9C	1	10-SEP-2009	19:24:22	9251023	A9I080000	I8
	69	LKA07	1	10-SEP-2009	19:28:54	9251023	A9I030340	I8
	70	CCV	1	10-SEP-2009	19:33:12			I8
	71	CCB	1	10-SEP-2009	19:38:19			I8
	72	LKA07	5	10-SEP-2009	19:42:37	9251023	A9I030340	I8
	73	CCV	1	10-SEP-2009	19:46:55			I8
	74	CCB	1	10-SEP-2009	19:51:55			I8

End of Report

: Instrument Upload Run Log - Page 1 :
: Started Thu Sep 17 06:25:37 2009 by DAVIESB :
: Data File: UPL$CAN_DATA_ROOT:<REP>I80916A.CSV;1 :

#	WorkOrder	Dilution	Date	Time	Batch	Lot	Instrument
1	STD1	1	16-SEP-2009	07:24:33			I8
2	STD2	1	16-SEP-2009	07:28:54			I8
3	STD3	1	16-SEP-2009	07:34:45			I8
4	STD4	1	16-SEP-2009	07:39:04			I8
5	ICV	1	16-SEP-2009	07:43:33			I8
6	ICB	1	16-SEP-2009	07:49:45			I8
7	CRI	1	16-SEP-2009	07:53:08			I8
8	ICSA	1	16-SEP-2009	07:57:31			I8
9	ICSAB	1	16-SEP-2009	08:01:41			I8
10	CCV	1	16-SEP-2009	08:07:32			I8
11	CCB	1	16-SEP-2009	08:16:59			I8
12	LJ6N9B	1	16-SEP-2009	08:21:03			I8
13	LJ6N9C	1	16-SEP-2009	08:25:24			I8
14	LJ456	1	16-SEP-2009	08:31:15			I8
15	LJ456F	1	16-SEP-2009	08:35:35			I8
16	LJ456X	1	16-SEP-2009	08:40:04			I8
17	LJ456S	1	16-SEP-2009	08:44:14			I8
18	LJ46M	1	16-SEP-2009	08:50:07			I8
19	LJ46MF	1	16-SEP-2009	08:54:28			I8
20	LJ463	1	16-SEP-2009	08:58:51			I8
21	LJ463F	1	16-SEP-2009	09:03:15			I8
22	CCV	1	16-SEP-2009	09:07:37			I8
23	CCB	1	16-SEP-2009	09:13:37			I8
24	LJ47C	1	16-SEP-2009	09:17:00			I8
25	LJ47CF	1	16-SEP-2009	09:21:24			I8
26	LJ47F	1	16-SEP-2009	09:25:46			I8
27	LJ47FF	1	16-SEP-2009	09:30:08			I8
28	LJ47H	1	16-SEP-2009	09:34:28			I8
29	LJ47HF	1	16-SEP-2009	09:38:49			I8
30	LJ47HFL	1	16-SEP-2009	09:43:09			I8
31	LJ8QJB	1	16-SEP-2009	09:47:51			I8
32	LJ7JC	5	16-SEP-2009	09:51:12			I8
33	LJ7JCF	5	16-SEP-2009	09:55:24			I8
34	CCV	1	16-SEP-2009	09:59:45			I8
35	CCB	1	16-SEP-2009	10:05:48			I8
36	LJ63E	5	16-SEP-2009	10:09:05			I8
37	LJ632	10	16-SEP-2009	10:12:40			I8
38	LJ8F4	1	16-SEP-2009	10:16:33			I8
39	LJ8F4L	1	16-SEP-2009	10:20:58			I8
40	LJ8K4	10	16-SEP-2009	10:25:22			I8
41	LJ8K4S	10	16-SEP-2009	10:29:43			I8
42	LJ744F	20	16-SEP-2009	10:32:58			I8
43	LJ745F	20	16-SEP-2009	10:36:19			I8
44	LJ747F	20	16-SEP-2009	10:39:38			I8

(continued)

METHOD BLANK REPORT

General Chemistry

Client Lot #...: 9H26266

Matrix.....: WATER

PARAMETER	RESULT	REPORTING LIMIT	UNITS	METHOD	PREPARATION-ANALYSIS DATE	PREP BATCH #
Hexavalent Chromium		Work Order #: LJVCE1AA		MB Lot-Sample #:	A9H270000-052	
	ND	0.02	mg/L	SW846 7196A	08/26/09	9239052
		Dilution Factor: 1				
Hexavalent Chromium		Work Order #: LJW8M1AA		MB Lot-Sample #:	A9H270000-409	
	ND	0.02	mg/L	SW846 7196A	08/27/09	9239409
		Dilution Factor: 1				
Hexavalent Chromium		Work Order #: LJ1KL1AA		MB Lot-Sample #:	A9H280000-380	
	ND	0.02	mg/L	SW846 7196A	08/28/09	9240380
		Dilution Factor: 1				
Hexavalent Chromium		Work Order #: LJ4J91AA		MB Lot-Sample #:	A9I010000-047	
	ND	0.02	mg/L	SW846 7196A	08/29/09	9244047
		Dilution Factor: 1				
Hexavalent Chromium		Work Order #: LJ59T1AA		MB Lot-Sample #:	A9I010000-484	
	ND	0.02	mg/L	SW846 7196A	09/01/09	9244484
		Dilution Factor: 1				

NOTE(S):

Calculations are performed before rounding to avoid round-off errors in calculated results.

LABORATORY CONTROL SAMPLE DATA REPORT

General Chemistry

Client Lot #...: 9H26266

Matrix.....: WATER

PARAMETER	SPIKE AMOUNT	MEASURED AMOUNT	UNITS	PERCNT RECVRY	METHOD	PREPARATION-ANALYSIS DATE	PREP BATCH #
Hexavalent Chromium			Work Order #: LJVCE1AC LCS Lot-Sample#: A9H270000-052				
	0.25	0.23	mg/L	92	SW846 7196A	08/26/09	9239052
			Dilution Factor: 1				
Hexavalent Chromium			Work Order #: LJW8M1AC LCS Lot-Sample#: A9H270000-409				
	0.25	0.24	mg/L	97	SW846 7196A	08/27/09	9239409
			Dilution Factor: 1				
Hexavalent Chromium			Work Order #: LJ1KL1AC LCS Lot-Sample#: A9H280000-380				
	0.25	0.24	mg/L	96	SW846 7196A	08/28/09	9240380
			Dilution Factor: 1				
Hexavalent Chromium			Work Order #: LJ4J91AC LCS Lot-Sample#: A9I010000-047				
	0.25	0.23	mg/L	93	SW846 7196A	08/29/09	9244047
			Dilution Factor: 1				
Hexavalent Chromium			Work Order #: LJ59T1AC LCS Lot-Sample#: A9I010000-484				
	0.25	0.23	mg/L	91	SW846 7196A	09/01/09	9244484
			Dilution Factor: 1				

NOTE(S):

Calculations are performed before rounding to avoid round-off errors in calculated results.

MATRIX SPIKE SAMPLE DATA REPORT

General Chemistry

Client Lot #...: 9H26266 **Matrix.....:** WG
Date Sampled...: 08/31/09 11:14 **Date Received..:** 09/01/09

PARAMETER	SAMPLE AMOUNT	SPIKE AMT	MEASRD AMOUNT	UNITS	PERCNT RECVRY	RPD	METHOD	PREPARATION-ANALYSIS DATE	PREP BATCH #
Hexavalent Chromium			WO#: LJTGV1FW-MS/LJTGV1FX-MSD MS Lot-Sample #: A9H260266-001						
	ND	0.25	0.22	mg/L	87		SW846 7196A	08/26/09	9239052
	ND	0.25	0.21	mg/L	84	4.5	SW846 7196A	08/26/09	9239052
			Dilution Factor: 1						
Hexavalent Chromium			WO#: LJVQ51CP-MS/LJVQ51CQ-MSD MS Lot-Sample #: A9H270136-001						
	ND	0.25	0.23	mg/L	93		SW846 7196A	08/27/09	9239409
	ND	0.25	0.23	mg/L	93	0.51	SW846 7196A	08/27/09	9239409
			Dilution Factor: 1						
Hexavalent Chromium			WO#: LJX311CP-MS/LJX311CQ-MSD MS Lot-Sample #: A9H280119-001						
	0.009	0.25	0.15	mg/L	58		SW846 7196A	08/28/09	9240380
	0.009	0.25	0.15	mg/L	57	0.91	SW846 7196A	08/28/09	9240380
			Dilution Factor: 1						
Hexavalent Chromium			WO#: LJ1771CP-MS/LJ1771CQ-MSD MS Lot-Sample #: A9H290107-001						
	0.002	0.25	0.05 N	mg/L	19		SW846 7196A	08/29/09	9244047
	0.002	0.25	0.06 N	mg/L	22	11	SW846 7196A	08/29/09	9244047
			Dilution Factor: 1						
Hexavalent Chromium			WO#: LJ4561CP-MS/LJ4561CQ-MSD MS Lot-Sample #: A9I010149-001						
	ND	0.25	0.02 N	mg/L	9.1		SW846 7196A	09/01/09	9244484
	ND	0.25	0.02 N	mg/L	9.1	0.0	SW846 7196A	09/01/09	9244484
			Dilution Factor: 1						

NOTE(S):

Calculations are performed before rounding to avoid round-off errors in calculated results.

N Spiked analyte recovery is outside stated control limits.

MATRIX SPIKE SAMPLE DATA REPORT

General Chemistry

Client Lot #...: 9H26266 **Matrix.....:** WATER
Date Sampled...: 08/31/09 09:30 **Date Received..:** 09/01/09

PARAMETER	SAMPLE AMOUNT	SPIKE AMT	MEASRD AMOUNT	UNITS	PERCNT RECVRY	RPD	METHOD	PREPARATION-ANALYSIS DATE	PREP BATCH #
Dissolved Hexavalent Chromium	WO#: LJ54Q1AG-MS/LJ54Q1AH-MSD						MS Lot-Sample #: A9I010265-001		
	ND	0.25	0.24	mg/L	97		SW846 7196A	09/01/09	9244484
	ND	0.25	0.23	mg/L	92	5.0	SW846 7196A	09/01/09	9244484

Dilution Factor: 1

NOTE(S):

Calculations are performed before rounding to avoid round-off errors in calculated results.

METHOD BLANK REPORT

HPLC - Mass. Spec.

Client Lot #...: 9H26266
Work Order #...: LJ5GN1AA
Matrix.....: WATER
MB Lot-Sample #: G9I010000-332

Prep Date.....: 09/01/09
Analysis Date..: 09/09/09
Prep Batch #...: 9244332
Dilution Factor: 1

PARAMETER	RESULT	REPORTING LIMIT	UNITS	METHOD
Perchlorate	ND	0.50	ug/L	SW846 6850

NOTE(S):

Calculations are performed before rounding to avoid round-off errors in calculated results.

METHOD BLANK REPORT

HPLC - Mass. Spec.

Client Lot #...: 9H26266
MB Lot-Sample #: G9I110000-350

Work Order #...: LKMXL1AA

Matrix.....: WATER

Prep Date.....: 09/11/09
Prep Batch #...: 9254350

Analysis Date..: 09/14/09
Dilution Factor: 1

PARAMETER	RESULT	REPORTING LIMIT	UNITS	METHOD
Perchlorate	ND	0.50	ug/L	SW846 6850

NOTE(S):

Calculations are performed before rounding to avoid round-off errors in calculated results.

LABORATORY CONTROL SAMPLE DATA REPORT

HPLC - Mass. Spec.

Client Lot #...: 9H26266 Work Order #...: LJ5GN1AC Matrix.....: WATER
LCS Lot-Sample#: G9I010000-332
Prep Date.....: 09/01/09 Analysis Date..: 09/09/09
Prep Batch #...: 9244332
Dilution Factor: 1

PARAMETER	SPIKE AMOUNT	MEASURED AMOUNT	UNITS	PERCENT RECOVERY	METHOD
Perchlorate	5.0	4.7	ug/L	93	SW846 6850

NOTE(S):

Calculations are performed before rounding to avoid round-off errors in calculated results.

Bold print denotes control parameters

LABORATORY CONTROL SAMPLE DATA REPORT

HPLC - Mass. Spec.

Client Lot #...: 9H26266 Work Order #...: LJ5GN1AD Matrix.....: WATER
LCS Lot-Sample#: G9I010000-332
Prep Date.....: 09/01/09 Analysis Date..: 09/09/09
Prep Batch #...: 9244332
Dilution Factor: 1

PARAMETER	SPIKE AMOUNT	MEASURED AMOUNT	UNITS	PERCENT RECOVERY	METHOD
Perchlorate	**5.0**	**4.7**	**ug/L**	**94**	**SW846 6850**

NOTE(S):

Calculations are performed before rounding to avoid round-off errors in calculated results.

Bold print denotes control parameters

LABORATORY CONTROL SAMPLE DATA REPORT

HPLC - Mass. Spec.

Client Lot #...: 9H26266 Work Order #...: LKMXL1AC Matrix.....: WATER
LCS Lot-Sample#: G9I110000-350
Prep Date.....: 09/11/09 Analysis Date..: 09/14/09
Prep Batch #...: 9254350
Dilution Factor: 1

PARAMETER	SPIKE AMOUNT	MEASURED AMOUNT	UNITS	PERCENT RECOVERY	METHOD
Perchlorate	5.0	4.9	ug/L	97	SW846 6850

NOTE(S):

Calculations are performed before rounding to avoid round-off errors in calculated results.

Bold print denotes control parameters

LABORATORY CONTROL SAMPLE DATA REPORT

HPLC - Mass. Spec.

Client Lot #...: 9H26266 Work Order #...: LKMXL1AD Matrix.....: WATER
LCS Lot-Sample#: G9I110000-350
Prep Date.....: 09/11/09 Analysis Date..: 09/14/09
Prep Batch #...: 9254350
Dilution Factor: 1

PARAMETER	SPIKE AMOUNT	MEASURED AMOUNT	UNITS	PERCENT RECOVERY	METHOD
Perchlorate	5.0	4.8	ug/L	96	SW846 6850

NOTE(S):

Calculations are performed before rounding to avoid round-off errors in calculated results.

Bold print denotes control parameters

MATRIX SPIKE SAMPLE DATA REPORT

HPLC - Mass. Spec.

Client Lot #...: 9H26266 Work Order #...: LJTGV1F2-MS Matrix.....: WG
MS Lot-Sample #: A9H260266-001 LJTGV1F3-MSD
Date Sampled...: 08/25/09 09:50 Date Received..: 08/26/09
Prep Date.....: 09/01/09 Analysis Date..: 09/09/09
Prep Batch #...: 9244332
Dilution Factor: 1

PARAMETER	SAMPLE AMOUNT	SPIKE AMT	MEASRD AMOUNT	UNITS	PERCNT RECVRY	RPD	METHOD
Perchlorate	**ND**	5.0	4.8	ug/L	96		SW846 6850
	ND	5.0	5.0	ug/L	100	3.6	SW846 6850

NOTE(S):

Calculations are performed before rounding to avoid round-off errors in calculated results.

Bold print denotes control parameters

MATRIX SPIKE SAMPLE DATA REPORT

HPLC - Mass. Spec.

Client Lot #...: 9H26266 Work Order #...: LJ4561D3-MS Matrix.....: WG
MS Lot-Sample #: A9I010149-001 LJ4561D4-MSD
Date Sampled...: 08/31/09 11:14 Date Received..: 09/01/09
Prep Date.....: 09/11/09 Analysis Date..: 09/14/09
Prep Batch #...: 9254350
Dilution Factor: 1

PARAMETER	SAMPLE AMOUNT	SPIKE AMT	MEASRD AMOUNT	UNITS	PERCNT RECVRY	RPD	METHOD
Perchlorate	ND	5.0	4.7	ug/L	94		SW846 6850
	ND	5.0	4.9	ug/L	98	4.0	SW846 6850

NOTE(S):

Calculations are performed before rounding to avoid round-off errors in calculated results.

Bold print denotes control parameters

TestAmerica Inc.
Perchlorate by 6850/DOD Handbook SAC-LC-0012

Batch Data Path D:\Masshunter\Data\perchlorate_3KNM191731VE\09092009-PERC\QuantResults\09SE09-6850.batch.xml

Sequence Table

Data File	Sample Name	Position	Level	Sample Type	Acq. Date & Time
09SE09-6850-017.d	Blank with IS	P2-B1		Sample	9/9/2009 16:03
09SE09-6850-018.d	ICAL_1 Perchlorate Std 0.15ng/mL	P2-B2	1	Calibration	9/9/2009 16:15
09SE09-6850-019.d	ICAL_2 Perchlorate Std 0.30ng/mL	P2-B3	2	Calibration	9/9/2009 16:28
09SE09-6850-020.d	ICAL_3 Perchlorate Std 0.50ng/mL	P2-B4	3	Calibration	9/9/2009 16:40
09SE09-6850-021.d	ICAL_4 Perchlorate Std 1.0ng/mL	P2-B5	4	Calibration	9/9/2009 16:52
09SE09-6850-022.d	ICAL_5 Perchlorate Std 2.0ng/mL	P2-B6	5	Calibration	9/9/2009 17:05
09SE09-6850-023.d	ICAL_6 Perchlorate Std 5.0ng/mL	P2-B7	6	Calibration	9/9/2009 17:17
09SE09-6850-024.d	ICAL_7 Perchlorate Std 10ng/mL	P2-B8	7	Calibration	9/9/2009 17:30
09SE09-6850-025.d	ICAL_8 Perchlorate Std 20ng/mL	P2-B9	8	Calibration	9/9/2009 17:42
09SE09-6850-026.d	ICV Perchlorate Std 5.0ng/mL	P2-C2	ICV	QC	9/9/2009 17:55
09SE09-6850-027.d	Blank with IS	P2-C1		Sample	9/9/2009 18:07
09SE09-6850-028.d	LODV Perchlorate Std 0.15ng/mL	P2-B2	LODV	QC	9/9/2009 18:19
09SE09-6850-029.d	LODV Perchlorate Std 0.15ng/mL	P2-B2	LODV	QC	9/9/2009 18:32
09SE09-6850-030.d	G9I010000-MB, 9244332, 20mL/20mL	P1-A1		Sample	9/9/2009 18:44
09SE09-6850-031.d	G9I010000-LCS, 9244332, 20mL/20mL	P1-A2	LCSA	QC	9/9/2009 18:57
09SE09-6850-032.d	G9I010000-SMCS, 9244332, 20mL/20mL	P1-A3	SMCS	QC	9/9/2009 19:09
09SE09-6850-033.d	A9H260214-8, 9241084, 20mL/20mL	P1-F9		Sample	9/9/2009 19:22
09SE09-6850-034.d	A9H260266-1, 9244332, 20mL/20mL	P1-A4		Sample	9/9/2009 19:34
09SE09-6850-035.d	A9H260266-1MS, 9244332, 20mL/20mL	P1-A5	MS	QC	9/9/2009 19:46
09SE09-6850-036.d	A9H260266-1SD, 9244332, 20mL/20mL	P1-A6	MS	QC	9/9/2009 19:59
09SE09-6850-037.d	A9H260266-2, 9244332, 20mL/20mL	P1-A7		Sample	9/9/2009 20:11
09SE09-6850-038.d	A9H270136-1, 9244332, 20mL/20mL	P1-A8		Sample	9/9/2009 20:24
09SE09-6850-039.d	A9H270136-2, 9244332, 20mL/20mL	P1-A9		Sample	9/9/2009 20:36
09SE09-6850-040.d	CCV_5 Perchlorate Std 2.0ng/mL	P2-B6	CCV5	QC	9/9/2009 20:49
09SE09-6850-041.d	A9H270136-3, 9244332, 20mL/20mL	P1-B1		Sample	9/9/2009 21:01
09SE09-6850-042.d	A9H270136-4, 9244332, 20mL/20mL	P1-B2		Sample	9/9/2009 21:13
09SE09-6850-043.d	A9H270136-5, 9244332, 20mL/20mL	P1-B3		Sample	9/9/2009 21:26
09SE09-6850-044.d	A9H280119-1, 9244332, 20mL/20mL	P1-B4		Sample	9/9/2009 21:38
09SE09-6850-045.d	A9H280119-2, 9244332, 20mL/20mL	P1-B5		Sample	9/9/2009 21:51
09SE09-6850-046.d	A9H280119-3, 9244332, 20mL/20mL	P1-B6		Sample	9/9/2009 22:03

TestAmerica Inc.

Perchlorate by 6850/DOD Handbook SAC-LC-0012

Data File	Sample Name	Position	Level	Sample Type	Acq. Date & Time
09SE09-6850-047.d	A9H290107-1, 9244332, 20mL/20mL	P1-B7		Sample	9/9/2009 22:16
09SE09-6850-048.d	A9H290107-2, 9244332, 20mL/20mL	P1-B8		Sample	9/9/2009 22:28
09SE09-6850-049.d	A9H290107-3, 9244332, 20mL/20mL	P1-B9		Sample	9/9/2009 22:40
09SE09-6850-050.d	A9H290107-4, 9244332, 20mL/20mL	P1-C1		Sample	9/9/2009 22:53
09SE09-6850-051.d	CCV_4 Perchlorate Std 1.0ng/mL	P2-B5	CCV4	QC	9/9/2009 23:05
09SE09-6850-052.d	LODV Perchlorate Std 0.15ng/mL	P2-B2	LODV	QC	9/9/2009 23:18
09SE09-6850-053.d	G9I020000-MB,9245232,3.00g/10mL	P1-C2		Sample	9/9/2009 23:30
09SE09-6850-054.d	G9I020000-LCS,9245232,3.00g/10mL	P1-C3	LCS	QC	9/9/2009 23:43
09SE09-6850-055.d	G9I020000-SMCS,9245232,3.00g/10mL	P1-C4	LCS	QC	9/9/2009 23:55
09SE09-6850-056.d	G9H280335-1,9245232,3.04g/10mL	P1-C5		Sample	9/10/2009 0:08
09SE09-6850-057.d	G9H280335-1MS,9245232,3.01g/10mL	P1-C6	MS	Sample	9/10/2009 0:20
09SE09-6850-058.d	G9H280335-1SD,9245232,3.00g/10mL	P1-C7	MS	Sample	9/10/2009 0:32
09SE09-6850-059.d	G9H280335-2,9245232,3.01g/10mL	P1-C8		Sample	9/10/2009 0:45
09SE09-6850-060.d	G9H280335-4,9245232,3.01g/10mL	P1-C9		Sample	9/10/2009 0:57
09SE09-6850-061.d	G9H280335-5,9245232,3.05g/10mL	P1-D1		Sample	9/10/2009 1:10
09SE09-6850-062.d	G9H280335-6,9245232,3.02g/10mL	P1-D2		Sample	9/10/2009 1:22
09SE09-6850-063.d	CCV_5 Perchlorate Std 2.0ng/mL	P2-B6	CCV5	QC	9/10/2009 1:35
09SE09-6850-064.d	G9H280338-3,9245243,3.00g/10mL	P1-E4		Sample	9/10/2009 1:47
09SE09-6850-065.d	G9H280338-4,9245243,3.00g/10mL	P1-E5		Sample	9/10/2009 1:59
09SE09-6850-066.d	G9H280338-5,9245243,3.02g/10mL	P1-E6		Sample	9/10/2009 2:12
09SE09-6850-067.d	G9H280338-6,9245243,3.05g/10mL	P1-E7		Sample	9/10/2009 2:24
09SE09-6850-068.d	G9H280338-7,9245243,3.01g/10mL	P1-E8		Sample	9/10/2009 2:37
09SE09-6850-069.d	G9H280338-8,9245243,3.00g/10mL	P1-E9		Sample	9/10/2009 2:49
09SE09-6850-070.d	G9H280338-9,9245243,3.04g/10mL	P1-F1		Sample	9/10/2009 3:02
09SE09-6850-071.d	G9H280338-10,9245243,3.01g/10mL	P1-F2		Sample	9/10/2009 3:14
09SE09-6850-072.d	G9H280338-11,9245243,3.03g/10mL	P1-F3		Sample	9/10/2009 3:26
09SE09-6850-073.d	G9H280338-12,9245243,3.01g/10mL	P1-F4		Sample	9/10/2009 3:39
09SE09-6850-074.d	CCV_4 Perchlorate Std 1.0ng/mL	P2-B5	CCV4	QC	9/10/2009 3:51
09SE09-6850-075.d	G9H280338-13,9245243,3.05g/10mL	P1-F5		Sample	9/10/2009 4:04
09SE09-6850-076.d	G9H280338-14,9245243,3.00g/10mL	P1-F6		Sample	9/10/2009 4:16
09SE09-6850-077.d	G9H280338-15,9245243,3.01g/10mL	P1-F7		Sample	9/10/2009 4:29
09SE09-6850-078.d	G9H280338-16,9245243,3.04g/10mL	P1-F8		Sample	9/10/2009 4:41
09SE09-6850-079.d	CCV_5 Perchlorate Std 2.0ng/mL	P2-B6	CCV5	QC	9/10/2009 4:53
09SE09-6850-080.d	LODV Perchlorate Std 0.15ng/mL	P2-B2	LODV	QC	9/10/2009 5:06

Quantitation Results

TestAmerica Inc.

Perchlorate by 6850/DOD Handbook SAC-LC-0012

Compound *Perchlorate*

Data File	Compound	Sample Type	Exp Conc	Response	Accuracy	Final Conc.
09SE09-6850-017.d	Perchlorate	Sample				
09SE09-6850-018.d	Perchlorate	Calibration	0.1500	2669	115.2	
09SE09-6850-019.d	Perchlorate	Calibration	0.3000	5639	105.1	
09SE09-6850-020.d	Perchlorate	Calibration	0.5000	9597	101.4	
09SE09-6850-021.d	Perchlorate	Calibration	1.0000	17929	90.8	
09SE09-6850-022.d	Perchlorate	Calibration	2.0000	38011	93.1	
09SE09-6850-023.d	Perchlorate	Calibration	5.0000	97053	93.8	
09SE09-6850-023.d	Perchlorate	Calibration	5.0000			
09SE09-6850-024.d	Perchlorate	Calibration	10.0000	201335	96.3	
09SE09-6850-025.d	Perchlorate	Calibration	20.0000	410326	104.3	
09SE09-6850-025.d	Perchlorate	Calibration	20.0000			
09SE09-6850-026.d	Perchlorate	QC	5.0000	104402	98.9	
09SE09-6850-027.d	Perchlorate	Sample				
09SE09-6850-028.d	Perchlorate	QC	0.1500	3542	133.9	
09SE09-6850-029.d	Perchlorate	QC	0.1500	2931	118.4	
09SE09-6850-030.d	Perchlorate	Sample				
09SE09-6850-031.d	Perchlorate	QC	0.5000	90163	932.6	
09SE09-6850-031.d	Perchlorate	QC	0.5000			
09SE09-6850-032.d	Perchlorate	QC	0.5000	90481	942.9	
09SE09-6850-033.d	Perchlorate	Sample				
09SE09-6850-034.d	Perchlorate	Sample				
09SE09-6850-035.d	Perchlorate	QC	5.0000	87084	96.3	
09SE09-6850-035.d	Perchlorate	QC	5.0000			
09SE09-6850-036.d	Perchlorate	QC	5.0000	88030	99.8	
09SE09-6850-036.d	Perchlorate	QC	5.0000			
09SE09-6850-037.d	Perchlorate	Sample		7933		
09SE09-6850-038.d	Perchlorate	Sample				
09SE09-6850-039.d	Perchlorate	Sample				
09SE09-6850-040.d	Perchlorate	QC	2.0000	37363	99.1	
09SE09-6850-041.d	Perchlorate	Sample		1294		
09SE09-6850-042.d	Perchlorate	Sample				
09SE09-6850-043.d	Perchlorate	Sample		243		
09SE09-6850-044.d	Perchlorate	Sample		5363		
09SE09-6850-045.d	Perchlorate	Sample				
09SE09-6850-046.d	Perchlorate	Sample				

TestAmerica Inc.

Perchlorate by 6850/DOD Handbook SAC-LC-0012

Data File	Compound	Sample Type	Exp Conc	Response	Accuracy	Final Conc.
09SE09-6850-047.d	Perchlorate	Sample		3361		
09SE09-6850-048.d	Perchlorate	Sample				
09SE09-6850-049.d	Perchlorate	Sample				
09SE09-6850-050.d	Perchlorate	Sample				
09SE09-6850-051.d	Perchlorate	QC	1.0000	16319	90.1	
09SE09-6850-052.d	Perchlorate	QC	0.1500	2889	119.8	
09SE09-6850-053.d	Perchlorate	Sample				
09SE09-6850-054.d	Perchlorate	QC	5.0000	24304	29.6	
09SE09-6850-055.d	Perchlorate	QC	5.0000	24920	29.7	
09SE09-6850-056.d	Perchlorate	Sample		834		
09SE09-6850-057.d	Perchlorate	Sample		25815		
09SE09-6850-058.d	Perchlorate	Sample		24398		
09SE09-6850-059.d	Perchlorate	Sample		296		
09SE09-6850-060.d	Perchlorate	Sample		908		
09SE09-6850-061.d	Perchlorate	Sample		268		
09SE09-6850-062.d	Perchlorate	Sample				
09SE09-6850-063.d	Perchlorate	QC	2.0000	34908	96.5	
09SE09-6850-064.d	Perchlorate	Sample		335		
09SE09-6850-065.d	Perchlorate	Sample				
09SE09-6850-066.d	Perchlorate	Sample				
09SE09-6850-067.d	Perchlorate	Sample		1631		
09SE09-6850-068.d	Perchlorate	Sample				
09SE09-6850-069.d	Perchlorate	Sample		430		
09SE09-6850-070.d	Perchlorate	Sample		320		
09SE09-6850-071.d	Perchlorate	Sample		227		
09SE09-6850-072.d	Perchlorate	Sample		306		
09SE09-6850-073.d	Perchlorate	Sample		435		
09SE09-6850-074.d	Perchlorate	QC	1.0000	16219	98.1	
09SE09-6850-075.d	Perchlorate	Sample				
09SE09-6850-076.d	Perchlorate	Sample		698		
09SE09-6850-077.d	Perchlorate	Sample		970		
09SE09-6850-078.d	Perchlorate	Sample		462		
09SE09-6850-079.d	Perchlorate	QC	2.0000	34719	95.6	
09SE09-6850-080.d	Perchlorate	QC	0.1500	2739	111.8	

North Canton

TestAmerica Inc.
Perchlorate by 6850/DOD Handbook SAC-LC-0012

Compound *Perchlorate-(35Cl18O4)*

Data File	Compound	Sample Type	Exp Conc	Response	Accuracy	Final Conc.
09SE09-6850-017.d	Perchlorate-(35Cl18O4)	Sample		203533		
09SE09-6850-017.d	Perchlorate-(35Cl18O4)	Sample				
09SE09-6850-018.d	Perchlorate-(35Cl18O4)	Calibration	10.0000	200076		
09SE09-6850-018.d	Perchlorate-(35Cl18O4)	Calibration	10.0000			
09SE09-6850-019.d	Perchlorate-(35Cl18O4)	Calibration	10.0000	205990		
09SE09-6850-019.d	Perchlorate-(35Cl18O4)	Calibration	10.0000			
09SE09-6850-020.d	Perchlorate-(35Cl18O4)	Calibration	10.0000	207683		
09SE09-6850-020.d	Perchlorate-(35Cl18O4)	Calibration	10.0000			
09SE09-6850-021.d	Perchlorate-(35Cl18O4)	Calibration	10.0000	209179		
09SE09-6850-021.d	Perchlorate-(35Cl18O4)	Calibration	10.0000			
09SE09-6850-022.d	Perchlorate-(35Cl18O4)	Calibration	10.0000	211726		
09SE09-6850-023.d	Perchlorate-(35Cl18O4)	Calibration	10.0000	211978		
09SE09-6850-024.d	Perchlorate-(35Cl18O4)	Calibration	10.0000	213257		
09SE09-6850-024.d	Perchlorate-(35Cl18O4)	Calibration	10.0000			UCL = 311249
09SE09-6850-025.d	Perchlorate-(35Cl18O4)	Calibration	10.0000	200105	AVG = 207499	LCL = 103750
09SE09-6850-026.d	Perchlorate-(35Cl18O4)	QC	10.0000	216014		
09SE09-6850-026.d	Perchlorate-(35Cl18O4)	QC	10.0000			
09SE09-6850-027.d	Perchlorate-(35Cl18O4)	Sample		216392		
09SE09-6850-027.d	Perchlorate-(35Cl18O4)	Sample				
09SE09-6850-028.d	Perchlorate-(35Cl18O4)	QC	10.0000	220060		
09SE09-6850-028.d	Perchlorate-(35Cl18O4)	QC	10.0000			
09SE09-6850-029.d	Perchlorate-(35Cl18O4)	QC	10.0000	212180		
09SE09-6850-029.d	Perchlorate-(35Cl18O4)	QC	10.0000			
09SE09-6850-030.d	Perchlorate-(35Cl18O4)	Sample		222120		
09SE09-6850-030.d	Perchlorate-(35Cl18O4)	Sample				
09SE09-6850-031.d	Perchlorate-(35Cl18O4)	QC	10.0000	198022		
09SE09-6850-031.d	Perchlorate-(35Cl18O4)	QC	10.0000			
09SE09-6850-032.d	Perchlorate-(35Cl18O4)	QC	10.0000	196534		
09SE09-6850-032.d	Perchlorate-(35Cl18O4)	QC	10.0000			
09SE09-6850-033.d	Perchlorate-(35Cl18O4)	Sample		222557		
09SE09-6850-033.d	Perchlorate-(35Cl18O4)	Sample				
09SE09-6850-034.d	Perchlorate-(35Cl18O4)	Sample		207850		
09SE09-6850-034.d	Perchlorate-(35Cl18O4)	Sample				
09SE09-6850-035.d	Perchlorate-(35Cl18O4)	QC	10.0000	185208		
09SE09-6850-035.d	Perchlorate-(35Cl18O4)	QC	10.0000			

DEK 9-14-09

2838

TestAmerica Inc.

Perchlorate by 6850/DOD Handbook SAC-LC-0012

Data File	Compound	Sample Type	Exp Conc	Response	Accuracy	Final Conc.
09SE09-6850-036.d	Perchlorate-(35Cl1804)	QC	10.0000	180577		
09SE09-6850-037.d	Perchlorate-(35Cl1804)	Sample		191137		
09SE09-6850-037.d	Perchlorate-(35Cl1804)	Sample				
09SE09-6850-038.d	Perchlorate-(35Cl1804)	Sample		208185		
09SE09-6850-038.d	Perchlorate-(35Cl1804)	Sample				
09SE09-6850-039.d	Perchlorate-(35Cl1804)	Sample		202651		
09SE09-6850-040.d	Perchlorate-(35Cl1804)	QC	10.0000	195269		
09SE09-6850-040.d	Perchlorate-(35Cl1804)	QC	10.0000			
09SE09-6850-041.d	Perchlorate-(35Cl1804)	Sample		244859		
09SE09-6850-041.d	Perchlorate-(35Cl1804)	Sample				
09SE09-6850-041.d	Perchlorate-(35Cl1804)	Sample				
09SE09-6850-042.d	Perchlorate-(35Cl1804)	Sample		197207		
09SE09-6850-043.d	Perchlorate-(35Cl1804)	Sample		204680		
09SE09-6850-044.d	Perchlorate-(35Cl1804)	Sample		187351		
09SE09-6850-045.d	Perchlorate-(35Cl1804)	Sample		197418		
09SE09-6850-045.d	Perchlorate-(35Cl1804)	Sample				
09SE09-6850-046.d	Perchlorate-(35Cl1804)	Sample		200981		
09SE09-6850-046.d	Perchlorate-(35Cl1804)	Sample				
09SE09-6850-047.d	Perchlorate-(35Cl1804)	Sample		186617		
09SE09-6850-048.d	Perchlorate-(35Cl1804)	Sample		198176		
09SE09-6850-048.d	Perchlorate-(35Cl1804)	Sample				
09SE09-6850-049.d	Perchlorate-(35Cl1804)	Sample		195012		
09SE09-6850-049.d	Perchlorate-(35Cl1804)	Sample				
09SE09-6850-050.d	Perchlorate-(35Cl1804)	Sample		193745		
09SE09-6850-051.d	Perchlorate-(35Cl1804)	QC	10.0000	191877		
09SE09-6850-051.d	Perchlorate-(35Cl1804)	QC	10.0000			
09SE09-6850-052.d	Perchlorate-(35Cl1804)	QC	10.0000	206195		
09SE09-6850-053.d	Perchlorate-(35Cl1804)	Sample		189161		
09SE09-6850-054.d	Perchlorate-(35Cl1804)	QC	10.0000	171402		
09SE09-6850-054.d	Perchlorate-(35Cl1804)	QC	10.0000			
09SE09-6850-055.d	Perchlorate-(35Cl1804)	QC	10.0000	174652		
09SE09-6850-056.d	Perchlorate-(35Cl1804)	Sample		179850		
09SE09-6850-056.d	Perchlorate-(35Cl1804)	Sample				
09SE09-6850-057.d	Perchlorate-(35Cl1804)	Sample		168991		
09SE09-6850-057.d	Perchlorate-(35Cl1804)	Sample				
09SE09-6850-058.d	Perchlorate-(35Cl1804)	Sample		166498		

North Canton

TestAmerica Inc.

Perchlorate by 6850/DOD Handbook SAC-LC-0012

Data File	Compound	Sample Type	Exp Conc.	Response	Accuracy	Final Conc.
09SE09-6850-059.d	Perchlorate-(35Cl1804)	Sample		176517		
09SE09-6850-060.d	Perchlorate-(35Cl1804)	Sample		171229		
09SE09-6850-061.d	Perchlorate-(35Cl1804)	Sample		172676		
09SE09-6850-061.d	Perchlorate-(35Cl1804)	Sample				
09SE09-6850-062.d	Perchlorate-(35Cl1804)	Sample		171475		
09SE09-6850-063.d	Perchlorate-(35Cl1804)	QC	10.0000	187333		
09SE09-6850-063.d	Perchlorate-(35Cl1804)	QC	10.0000			
09SE09-6850-064.d	Perchlorate-(35Cl1804)	Sample		194243		
09SE09-6850-064.d	Perchlorate-(35Cl1804)	Sample				
09SE09-6850-065.d	Perchlorate-(35Cl1804)	Sample		172831		
09SE09-6850-065.d	Perchlorate-(35Cl1804)	Sample				
09SE09-6850-066.d	Perchlorate-(35Cl1804)	Sample		179468		
09SE09-6850-066.d	Perchlorate-(35Cl1804)	Sample				
09SE09-6850-067.d	Perchlorate-(35Cl1804)	Sample		172640		
09SE09-6850-067.d	Perchlorate-(35Cl1804)	Sample				
09SE09-6850-068.d	Perchlorate-(35Cl1804)	Sample		174701		
09SE09-6850-068.d	Perchlorate-(35Cl1804)	Sample				
09SE09-6850-069.d	Perchlorate-(35Cl1804)	Sample		163811		
09SE09-6850-069.d	Perchlorate-(35Cl1804)	Sample				
09SE09-6850-070.d	Perchlorate-(35Cl1804)	Sample		167257		
09SE09-6850-070.d	Perchlorate-(35Cl1804)	Sample				
09SE09-6850-071.d	Perchlorate-(35Cl1804)	Sample		169338		
09SE09-6850-071.d	Perchlorate-(35Cl1804)	Sample				
09SE09-6850-072.d	Perchlorate-(35Cl1804)	Sample		171292		
09SE09-6850-072.d	Perchlorate-(35Cl1804)	Sample				
09SE09-6850-073.d	Perchlorate-(35Cl1804)	Sample		169832		
09SE09-6850-073.d	Perchlorate-(35Cl1804)	Sample				
09SE09-6850-074.d	Perchlorate-(35Cl1804)	QC	10.0000	174671		
09SE09-6850-074.d	Perchlorate-(35Cl1804)	QC	10.0000			
09SE09-6850-075.d	Perchlorate-(35Cl1804)	Sample		183973		
09SE09-6850-075.d	Perchlorate-(35Cl1804)	Sample				
09SE09-6850-076.d	Perchlorate-(35Cl1804)	Sample		172665		
09SE09-6850-076.d	Perchlorate-(35Cl1804)	Sample				
09SE09-6850-077.d	Perchlorate-(35Cl1804)	Sample		174913		
09SE09-6850-077.d	Perchlorate-(35Cl1804)	Sample				
09SE09-6850-078.d	Perchlorate-(35Cl1804)	Sample		178370		

TestAmerica Inc.

Perchlorate by 6850/DOD Handbook SAC-LC-0012

Data File	Compound	Sample Type	Exp Conc	Response	Accuracy	Final Conc
09SE09-6850-079.d	Perchlorate-(35Cl18O4)	QC	10.0000	188113		
09SE09-6850-079.d	Perchlorate-(35Cl18O4)	QC	10.0000			
09SE09-6850-080.d	Perchlorate-(35Cl18O4)	QC	10.0000	213536		

TestAmerica Inc.
Perchlorate by 6850/DOD Handbook SAC-LC-0012

Batch Data Path D:\Masshunter\Data\perchlorate_3KNM191731VE\09142009-PERC\QuantResults\14SE09-6850.batch.xml

Sequence Table

Data File	Sample Name	Position	Level	Sample Type	Acq. Date & Time
14SE09-6850-003.d	Blank with IS	P2-B1		Sample	9/14/2009 13:36
14SE09-6850-004.d	ICAL_1 Perchlorate Std 0.15ng/mL	P2-B2	1	Calibration	9/14/2009 13:49
14SE09-6850-005.d	ICAL_2 Perchlorate Std 0.30ng/mL	P2-B3	2	Calibration	9/14/2009 14:01
14SE09-6850-006.d	ICAL_3 Perchlorate Std 0.50ng/mL	P2-B4	3	Calibration	9/14/2009 14:13
14SE09-6850-007.d	ICAL_4 Perchlorate Std 1.0ng/mL	P2-B5	4	Calibration	9/14/2009 14:26
14SE09-6850-008.d	ICAL_5 Perchlorate Std 2.0ng/mL	P2-B6	5	Calibration	9/14/2009 14:38
14SE09-6850-009.d	ICAL_6 Perchlorate Std 5.0ng/mL	P2-B7	6	Calibration	9/14/2009 14:51
14SE09-6850-010.d	ICAL_7 Perchlorate Std 10ng/mL	P2-B8	7	Calibration	9/14/2009 15:03
14SE09-6850-011.d	ICAL_8 Perchlorate Std 20ng/mL	P2-B9	8	Calibration	9/14/2009 15:16
14SE09-6850-012.d	ICV Perchlorate Std 5.0ng/mL	P2-C2	ICV	QC	9/14/2009 15:28
14SE09-6850-013.d	Blank with IS	P2-C1		Sample	9/14/2009 15:40
14SE09-6850-014.d	LODV Perchlorate Std 0.15ng/mL	P2-B2	LODV	QC	9/14/2009 15:53
14SE09-6850-015.d	CCV_5 Perchlorate Std 2.0ng/mL	P2-B6	CCV5	QC	9/14/2009 16:05
14SE09-6850-016.d	G9I110000-MB, 9254343, 20mL/20mL	P1-A1		Sample	9/14/2009 16:18
14SE09-6850-017.d	G9I110000-LCS, 9254343, 20mL/20mL	P1-A2	LCS	QC	9/14/2009 16:30
14SE09-6850-018.d	A9H280226-1, 9254343, 20mL/20mL	P1-A3		Sample	9/14/2009 16:43
14SE09-6850-019.d	A9H280226-2, 9254343, 20mL/20mL	P1-A4		Sample	9/14/2009 16:55
14SE09-6850-020.d	A9H280234-1, 9254343, 20mL/20mL	P1-A5		Sample	9/14/2009 17:08
14SE09-6850-021.d	A9H280234-2, 9254343, 20mL/20mL	P1-A6		Sample	9/14/2009 17:20
14SE09-6850-022.d	A9H280234-3, 9254343, 20mL/20mL	P1-A7		Sample	9/14/2009 17:32
14SE09-6850-023.d	A9H280234-4, 9254343, 20mL/20mL	P1-A8		Sample	9/14/2009 17:45
14SE09-6850-024.d	A9H280234-5, 9254343, 20mL/20mL	P1-A9		Sample	9/14/2009 17:57
14SE09-6850-025.d	A9H280234-5MS, 9254343, 20mL/20mL	P1-B1	MS	QC	9/14/2009 18:10
14SE09-6850-026.d	CCV_4 Perchlorate Std 1.0ng/mL	P2-B5	CCV4	QC	9/14/2009 18:22
14SE09-6850-027.d	A9H280234-5SD, 9254343, 20mL/20mL	P1-B2	MS	QC	9/14/2009 18:36
14SE09-6850-028.d	A9H280234-6, 9254343, 20mL/20mL	P1-B3		Sample	9/14/2009 18:49
14SE09-6850-029.d	A9H280234-7, 9254343, 20mL/20mL	P1-B4		Sample	9/14/2009 19:01
14SE09-6850-030.d	A9H280234-8, 9254343, 20mL/20mL	P1-B5		Sample	9/14/2009 19:13
14SE09-6850-031.d	A9H280234-9, 9254343, 20mL/20mL	P1-B6		Sample	9/14/2009 19:26
14SE09-6850-032.d	G9I110000-MB, 9254350, 20mL/20mL	P1-B7		Sample	9/14/2009 19:38

TestAmerica Inc.

Perchlorate by 6850/DOD Handbook SAC-LC-0012

Data File	Sample Name	Position	Level	Sample Type	Acq. Date & Time
14SE09-6850-033.d	G9I110000-LCS, 9254350, 20mL/20mL	P1-B8	LCS	QC	9/14/2009 19:51
14SE09-6850-034.d	G9I110000-SMCS, 9254350, 20mL/20mL	P1-B9	SMCS	QC	9/14/2009 20:03
14SE09-6850-035.d	A9I010149-1, 9254350, 20mL/20mL	P1-C1		Sample	9/14/2009 20:16
14SE09-6850-036.d	A9I010149-1MS, 9254350, 20mL/20mL	P1-C2	MS	QC	9/14/2009 20:28
14SE09-6850-037.d	CCV_5 Perchlorate Std 2.0ng/mL	P2-B6	CCV5	QC	9/14/2009 20:40
14SE09-6850-038.d	A9I010149-1SD, 9254350, 20mL/20mL	P1-C3	MS	QC	9/14/2009 20:53
14SE09-6850-039.d	A9I010149-2, 9254350, 20mL/20mL	P1-C4		Sample	9/14/2009 21:05
14SE09-6850-040.d	A9I010149-3, 9254350, 20mL/20mL	P1-C5		Sample	9/14/2009 21:18
14SE09-6850-041.d	A9I010149-6, 9254350, 20mL/20mL	P1-C6		Sample	9/14/2009 21:30
14SE09-6850-042.d	A9I010149-7, 9254350, 20mL/20mL	P1-C7		Sample	9/14/2009 21:43
14SE09-6850-043.d	A9I010149-8, 9254350, 20mL/20mL	P1-C8		Sample	9/14/2009 21:55
14SE09-6850-044.d	A9I020192-1, 9254350, 20mL/20mL	P1-C9		Sample	9/14/2009 22:08
14SE09-6850-045.d	A9I020192-2, 9254350, 20mL/20mL	P1-D1		Sample	9/14/2009 22:20
14SE09-6850-046.d	A9I020192-3, 9254350, 20mL/20mL	P1-D2		Sample	9/14/2009 22:32
14SE09-6850-047.d	A9I020192-4, 9254350, 20mL/20mL	P1-D3		Sample	9/14/2009 22:45
14SE09-6850-048.d	CCV_4 Perchlorate Std 1.0ng/mL	P2-B5	CCV4	QC	9/14/2009 22:57
14SE09-6850-049.d	A9I020192-6, 9254350, 20mL/20mL	P1-D4		Sample	9/14/2009 23:10
14SE09-6850-050.d	A9I020192-7, 9254350, 20mL/20mL	P1-D5		Sample	9/14/2009 23:22
14SE09-6850-051.d	A9I020192-8, 9254350, 20mL/20mL	P1-D6		Sample	9/14/2009 23:35
14SE09-6850-052.d	A9I020192-10, 9254350, 20mL/20mL	P1-D7		Sample	9/14/2009 23:47
14SE09-6850-054.d	G9I120000-MB, 9255039, 20mL/20mL	P1-D9		Sample	9/15/2009 0:12
14SE09-6850-055.d	G9I120000-LCS, 9255039, 20mL/20mL	P1-E1	LCS	QC	9/15/2009 0:24
14SE09-6850-056.d	A9I020312-1, 9255039, 20mL/20mL	P1-E2		Sample	9/15/2009 0:37
14SE09-6850-057.d	A9I020312-3, 9255039, 20mL/20mL	P1-E3		Sample	9/15/2009 0:49
14SE09-6850-058.d	A9I020312-4, 9255039, 20mL/20mL	P1-E4		Sample	9/15/2009 1:02
14SE09-6850-059.d	CCV_5 Perchlorate Std 2.0ng/mL	P2-B6	CCV5	QC	9/15/2009 1:14
14SE09-6850-060.d	A9I020312-5, 9255039, 20mL/20mL	P1-E5		Sample	9/15/2009 1:27
14SE09-6850-061.d	A9I020312-6, 9255039, 20mL/20mL	P1-E6		Sample	9/15/2009 1:39
14SE09-6850-062.d	A9I020312-7, 9255039, 20mL/20mL	P1-E7		Sample	9/15/2009 1:51
14SE09-6850-063.d	A9I020312-8, 9255039, 20mL/20mL	P1-E8		Sample	9/15/2009 2:04
14SE09-6850-064.d	A9I020312-10, 9255039, 20mL/20mL	P1-E9		Sample	9/15/2009 2:16
14SE09-6850-065.d	A9I020312-11, 9255039, 20mL/20mL	P1-F1		Sample	9/15/2009 2:29
14SE09-6850-066.d	A9I020312-12, 9255039, 20mL/20mL	P1-F2		Sample	9/15/2009 2:41
14SE09-6850-067.d	A9I020312-12MS, 9255039, 20mL/20mL	P1-F3	MS	QC	9/15/2009 2:54
14SE09-6850-068.d	A9I020312-12SD, 9255039, 20mL/20mL	P1-F4	MS	QC	9/15/2009 3:06
14SE09-6850-069.d	A9I020312-13, 9255039, 20mL/20mL	P1-F5		Sample	9/15/2009 3:18

TestAmerica Inc.

Perchlorate by 6850/DOD Handbook SAC-LC-0012

Data File	Sample Name	Position	Level	Sample Type	Acq. Date & Time
14SE09-6850-070.d	CCV_4 Perchlorate Std 1.0ng/mL	P2-B5	CCV4	QC	9/15/2009 3:31
14SE09-6850-071.d	A9I020312-14, 9255039, 20mL/20mL	P1-F6		Sample	9/15/2009 3:43
14SE09-6850-072.d	A9I020312-15, 9255039, 20mL/20mL	P1-F7		Sample	9/15/2009 3:56
14SE09-6850-073.d	A9I020312-16, 9255039, 20mL/20mL	P1-F8		Sample	9/15/2009 4:08
14SE09-6850-074.d	A9I030268-1, 9255039, 20mL/20mL	P1-F9		Sample	9/15/2009 4:20
14SE09-6850-075.d	A9I030268-2, 9255039, 20mL/20mL	P2-E1		Sample	9/15/2009 4:33
14SE09-6850-076.d	A9H290161-7, 9253449, 20mL/20mL	P2-E2		Sample	9/15/2009 4:45
14SE09-6850-077.d	CCV_5 Perchlorate Std 2.0ng/mL	P2-B6	CCV5	QC	9/15/2009 4:58
14SE09-6850-078.d	LODV Perchlorate Std 0.15ng/mL	P2-B2	LODV	QC	9/15/2009 5:10
14SE09-6850-079.d	CCV_5 Perchlorate Std 2.0ng/mL	P2-B6	CCV5	QC	9/15/2009 9:22
14SE09-6850-080.d	LODV Perchlorate Std 0.15ng/mL	P2-B2	LODV	QC	9/15/2009 9:35
14SE09-6850-081.d	A9I020192-11 RI, 9254350, 20mL/20mL	P1-D8		Sample	9/15/2009 9:47
14SE09-6850-082.d	A9I020312-8 3X, 9255039, 20mL/20mL	P1-E8		Sample	9/15/2009 10:00
14SE09-6850-083.d	A9I020312-16 2X, 9255039, 20mL/20mL	P1-F8		Sample	9/15/2009 10:12
14SE09-6850-086.d	CCV_5 Perchlorate Std 2.0ng/mL	P2-B6	CCV5	QC	9/15/2009 10:26
14SE09-6850-087.d	LODV Perchlorate Std 0.15ng/mL	P2-B2	LODV	QC	9/15/2009 10:38

Quantitation Results

Compound *Perchlorate*

Data File	Compound	Sample Type	Exp Conc	Response	Accuracy	Final Conc.
14SE09-6850-003.d	Perchlorate	Sample				
14SE09-6850-004.d	Perchlorate	Calibration	0.1500	2397	115.4	
14SE09-6850-005.d	Perchlorate	Calibration	0.3000	4798	104.4	
14SE09-6850-006.d	Perchlorate	Calibration	0.5000	8182	94.2	
14SE09-6850-007.d	Perchlorate	Calibration	1.0000	16591	93.7	
14SE09-6850-008.d	Perchlorate	Calibration	2.0000	34573	98.5	
14SE09-6850-009.d	Perchlorate	Calibration	5.0000	82421	92.1	
14SE09-6850-009.d	Perchlorate	Calibration	5.0000			
14SE09-6850-010.d	Perchlorate	Calibration	10.0000	171103	98.7	
14SE09-6850-010.d	Perchlorate	Calibration	10.0000			
14SE09-6850-011.d	Perchlorate	Calibration	20.0000	339625	103.1	
14SE09-6850-011.d	Perchlorate	Calibration	20.0000			
14SE09-6850-012.d	Perchlorate	QC	5.0000	84393	96.8	
14SE09-6850-013.d	Perchlorate	Sample				
14SE09-6850-014.d	Perchlorate	QC	0.1500	2452	123.2	
14SE09-6850-015.d	Perchlorate	QC	2.0000	32408	97.9	

TestAmerica Inc.

Perchlorate by 6850/DOD Handbook SAC-LC-0012

Data File	Compound	Sample Type	Exp Conc	Response	Accuracy	Final Conc
14SE09-6850-016.d	Perchlorate	Sample				
14SE09-6850-017.d	Perchlorate	QC	5.0000	69827	93.5	
14SE09-6850-017.d	Perchlorate	QC	5.0000			
14SE09-6850-018.d	Perchlorate	Sample		1681		
14SE09-6850-019.d	Perchlorate	Sample				
14SE09-6850-020.d	Perchlorate	Sample				
14SE09-6850-021.d	Perchlorate	Sample				
14SE09-6850-022.d	Perchlorate	Sample				
14SE09-6850-023.d	Perchlorate	Sample		5342		
14SE09-6850-024.d	Perchlorate	Sample		3313		
14SE09-6850-025.d	Perchlorate	QC	5.0000	73282	90.2	
14SE09-6850-026.d	Perchlorate	QC	1.0000	13359	94.6	
14SE09-6850-027.d	Perchlorate	QC	5.0000	80020	97.4	
14SE09-6850-028.d	Perchlorate	Sample		48790		
14SE09-6850-029.d	Perchlorate	Sample		587		
14SE09-6850-030.d	Perchlorate	Sample		2391		
14SE09-6850-031.d	Perchlorate	Sample		1730		
14SE09-6850-032.d	Perchlorate	Sample				
14SE09-6850-033.d	Perchlorate	QC	5.0000	60255	97.3	
14SE09-6850-034.d	Perchlorate	QC	5.0000	74740	96.4	
14SE09-6850-035.d	Perchlorate	Sample				
14SE09-6850-036.d	Perchlorate	QC	5.0000	65740	94.1	
14SE09-6850-037.d	Perchlorate	QC	2.0000	26908	97.0	
14SE09-6850-038.d	Perchlorate	QC	5.0000	75079	97.9	
14SE09-6850-039.d	Perchlorate	Sample				
14SE09-6850-040.d	Perchlorate	Sample		567		
14SE09-6850-041.d	Perchlorate	Sample				
14SE09-6850-042.d	Perchlorate	Sample				
14SE09-6850-043.d	Perchlorate	Sample				
14SE09-6850-044.d	Perchlorate	Sample		1204		
14SE09-6850-045.d	Perchlorate	Sample				
14SE09-6850-046.d	Perchlorate	Sample		489		
14SE09-6850-047.d	Perchlorate	Sample				
14SE09-6850-048.d	Perchlorate	QC	1.0000	13148	95.0	
14SE09-6850-049.d	Perchlorate	Sample		674		
14SE09-6850-050.d	Perchlorate	Sample		1259		

TestAmerica Inc.

Perchlorate by 6850/DOD Handbook SAC-LC-0012

Data File	Compound	Sample Type	Exp Conc	Response	Accuracy	Final Conc
14SE09-6850-051.d	Perchlorate	Sample		400		
14SE09-6850-052.d	Perchlorate	Sample		65598		
14SE09-6850-054.d	Perchlorate	Sample				
14SE09-6850-055.d	Perchlorate	QC	5.0000	68522	87.6	
14SE09-6850-056.d	Perchlorate	Sample				
14SE09-6850-057.d	Perchlorate	Sample				
14SE09-6850-058.d	Perchlorate	Sample				
14SE09-6850-059.d	Perchlorate	QC	2.0000	27632	100.9	
14SE09-6850-060.d	Perchlorate	Sample		625		
14SE09-6850-061.d	Perchlorate	Sample		258		
14SE09-6850-062.d	Perchlorate	Sample				
14SE09-6850-063.d	Perchlorate	Sample		550572		
14SE09-6850-064.d	Perchlorate	Sample		5439		
14SE09-6850-065.d	Perchlorate	Sample		78125		
14SE09-6850-066.d	Perchlorate	Sample		5749		
14SE09-6850-067.d	Perchlorate	QC	5.0000	76334	102.6	
14SE09-6850-068.d	Perchlorate	QC	5.0000	74127	100.9	
14SE09-6850-069.d	Perchlorate	Sample		6320		
14SE09-6850-070.d	Perchlorate	QC	1.0000	13904	97.7	
14SE09-6850-071.d	Perchlorate	Sample				
14SE09-6850-072.d	Perchlorate	Sample				
14SE09-6850-073.d	Perchlorate	Sample		370048		
14SE09-6850-074.d	Perchlorate	Sample		49732		
14SE09-6850-075.d	Perchlorate	Sample		785664		
14SE09-6850-075.d	Perchlorate	Sample				
14SE09-6850-076.d	Perchlorate	Sample		1234600		
14SE09-6850-077.d	Perchlorate	QC	2.0000	30944	98.8	
14SE09-6850-078.d	Perchlorate	QC	0.1500	2531	122.2	
14SE09-6850-079.d	Perchlorate	QC	2.0000	36251	97.2	
14SE09-6850-080.d	Perchlorate	QC	0.1500	2950	126.6	
14SE09-6850-081.d	Perchlorate	Sample		1534		
14SE09-6850-082.d	Perchlorate	Sample		229272		
14SE09-6850-082.d	Perchlorate	Sample				
14SE09-6850-083.d	Perchlorate	Sample		210562		
14SE09-6850-083.d	Perchlorate	Sample				
14SE09-6850-086.d	Perchlorate	QC	2.0000	31466	98.1	

TestAmerica Inc.

Perchlorate by 6850/DOD Handbook SAC-LC-0012

Data File	Compound	Sample Type	Exp Conc	Response	Accuracy	Final Conc.
14SE09-6850-087.d	Perchlorate	QC	0.1500	2819	124.7	

Compound *Perchlorate-(35Cl18O4)*

Data File	Compound	Sample Type	Exp Conc	Response	Accuracy	Final Conc.
14SE09-6850-003.d	Perchlorate-(35Cl18O4)	Sample		179851		
14SE09-6850-003.d	Perchlorate-(35Cl18O4)	Sample				
14SE09-6850-003.d	Perchlorate-(35Cl18O4)	Sample				
14SE09-6850-004.d	Perchlorate-(35Cl18O4)	Calibration	10.0000	182073		
14SE09-6850-005.d	Perchlorate-(35Cl18O4)	Calibration	10.0000	177151		
14SE09-6850-005.d	Perchlorate-(35Cl18O4)	Calibration	10.0000	—		
14SE09-6850-006.d	Perchlorate-(35Cl18O4)	Calibration	10.0000	191133		
14SE09-6850-007.d	Perchlorate-(35Cl18O4)	Calibration	10.0000	186177		
14SE09-6850-008.d	Perchlorate-(35Cl18O4)	Calibration	10.0000	180221		
14SE09-6850-009.d	Perchlorate-(35Cl18O4)	Calibration	10.0000	181718		
14SE09-6850-009.d	Perchlorate-(35Cl18O4)	Calibration	10.0000	—		
14SE09-6850-010.d	Perchlorate-(35Cl18O4)	Calibration	10.0000	175109		
14SE09-6850-010.d	Perchlorate-(35Cl18O4)	Calibration	10.0000	—		
14SE09-6850-011.d	Perchlorate-(35Cl18O4)	Calibration	10.0000	166029	AVG = 179,951	UCL = 269927
14SE09-6850-011.d	Perchlorate-(35Cl18O4)	Calibration	10.0000	—		LCL = 89976
14SE09-6850-012.d	Perchlorate-(35Cl18O4)	QC	10.0000	176924		
14SE09-6850-012.d	Perchlorate-(35Cl18O4)	QC	10.0000	—		JEL 9-16-09
14SE09-6850-013.d	Perchlorate-(35Cl18O4)	Sample		171180		
14SE09-6850-013.d	Perchlorate-(35Cl18O4)	Sample		—		
14SE09-6850-014.d	Perchlorate-(35Cl18O4)	QC	10.0000	171134		
14SE09-6850-015.d	Perchlorate-(35Cl18O4)	QC	10.0000	169968		
14SE09-6850-016.d	Perchlorate-(35Cl18O4)	Sample		185540		
14SE09-6850-016.d	Perchlorate-(35Cl18O4)	Sample		—		
14SE09-6850-017.d	Perchlorate-(35Cl18O4)	QC	10.0000	151612		
14SE09-6850-017.d	Perchlorate-(35Cl18O4)	QC	10.0000	—		
14SE09-6850-018.d	Perchlorate-(35Cl18O4)	Sample		148749		
14SE09-6850-018.d	Perchlorate-(35Cl18O4)	Sample		—		
14SE09-6850-019.d	Perchlorate-(35Cl18O4)	Sample		155514		
14SE09-6850-019.d	Perchlorate-(35Cl18O4)	Sample		—		
14SE09-6850-020.d	Perchlorate-(35Cl18O4)	Sample		170771		
14SE09-6850-021.d	Perchlorate-(35Cl18O4)	Sample		148580		

TestAmerica Inc.

Perchlorate by 6850/DOD Handbook SAC-LC-0012

Data File	Compound	Sample Type	Exp Conc	Response	Accuracy	Final Conc
14SE09-6850-021.d	Perchlorate-(35Cl18O4)	Sample				
14SE09-6850-022.d	Perchlorate-(35Cl18O4)	Sample		157676		
14SE09-6850-023.d	Perchlorate-(35Cl18O4)	Sample		156499		
14SE09-6850-023.d	Perchlorate-(35Cl18O4)	Sample				
14SE09-6850-024.d	Perchlorate-(35Cl18O4)	Sample		165052		
14SE09-6850-024.d	Perchlorate-(35Cl18O4)	Sample				
14SE09-6850-025.d	Perchlorate-(35Cl18O4)	QC	10.0000	164936		
14SE09-6850-026.d	Perchlorate-(35Cl18O4)	QC	10.0000	148485		
14SE09-6850-027.d	Perchlorate-(35Cl18O4)	QC	10.0000	166728		
14SE09-6850-028.d	Perchlorate-(35Cl18O4)	Sample		152936		
14SE09-6850-028.d	Perchlorate-(35Cl18O4)	Sample				
14SE09-6850-029.d	Perchlorate-(35Cl18O4)	Sample		178926		
14SE09-6850-029.d	Perchlorate-(35Cl18O4)	Sample				
14SE09-6850-030.d	Perchlorate-(35Cl18O4)	Sample		164538		
14SE09-6850-031.d	Perchlorate-(35Cl18O4)	Sample		173399		
14SE09-6850-031.d	Perchlorate-(35Cl18O4)	Sample				
14SE09-6850-032.d	Perchlorate-(35Cl18O4)	Sample		149047		
14SE09-6850-033.d	Perchlorate-(35Cl18O4)	QC	10.0000	125601		
14SE09-6850-034.d	Perchlorate-(35Cl18O4)	QC	10.0000	157206		
14SE09-6850-035.d	Perchlorate-(35Cl18O4)	Sample		153415		
14SE09-6850-036.d	Perchlorate-(35Cl18O4)	QC	10.0000	141803		
14SE09-6850-037.d	Perchlorate-(35Cl18O4)	QC	10.0000	142463		
14SE09-6850-038.d	Perchlorate-(35Cl18O4)	QC	10.0000	155616		
14SE09-6850-039.d	Perchlorate-(35Cl18O4)	Sample		166719		
14SE09-6850-040.d	Perchlorate-(35Cl18O4)	Sample		166645		
14SE09-6850-041.d	Perchlorate-(35Cl18O4)	Sample		142781		
14SE09-6850-042.d	Perchlorate-(35Cl18O4)	Sample		155442		
14SE09-6850-043.d	Perchlorate-(35Cl18O4)	Sample		165503		
14SE09-6850-044.d	Perchlorate-(35Cl18O4)	Sample		137410		
14SE09-6850-045.d	Perchlorate-(35Cl18O4)	Sample		148773		
14SE09-6850-046.d	Perchlorate-(35Cl18O4)	Sample		142120		
14SE09-6850-046.d	Perchlorate-(35Cl18O4)	Sample				
14SE09-6850-047.d	Perchlorate-(35Cl18O4)	Sample		151624		
14SE09-6850-047.d	Perchlorate-(35Cl18O4)	Sample				
14SE09-6850-047.d	Perchlorate-(35Cl18O4)	Sample				
14SE09-6850-048.d	Perchlorate-(35Cl18O4)	QC	10.0000	145468		

TestAmerica Inc.

Perchlorate by 6850/DOD Handbook SAC-LC-0012

Data File	Compound	Sample Type	Exp Conc	Response	Accuracy	Final Conc.
14SE09-6850-049.d	Perchlorate-(35Cl18O4)	Sample		158247		
14SE09-6850-050.d	Perchlorate-(35Cl18O4)	Sample		145211		
14SE09-6850-051.d	Perchlorate-(35Cl18O4)	Sample		181931		
14SE09-6850-051.d	Perchlorate-(35Cl18O4)	Sample				
14SE09-6850-052.d	Perchlorate-(35Cl18O4)	Sample		145273		
14SE09-6850-054.d	Perchlorate-(35Cl18O4)	Sample		161196		
14SE09-6850-055.d	Perchlorate-(35Cl18O4)	QC	10.0000	158898		
14SE09-6850-055.d	Perchlorate-(35Cl18O4)	QC	10.0000			
14SE09-6850-056.d	Perchlorate-(35Cl18O4)	Sample		145053		
14SE09-6850-057.d	Perchlorate-(35Cl18O4)	Sample		157330		
14SE09-6850-058.d	Perchlorate-(35Cl18O4)	Sample		150754		
14SE09-6850-058.d	Perchlorate-(35Cl18O4)	Sample				
14SE09-6850-059.d	Perchlorate-(35Cl18O4)	QC	10.0000	140577		
14SE09-6850-060.d	Perchlorate-(35Cl18O4)	Sample		200836		
14SE09-6850-060.d	Perchlorate-(35Cl18O4)	Sample				
14SE09-6850-061.d	Perchlorate-(35Cl18O4)	Sample		157867		
14SE09-6850-062.d	Perchlorate-(35Cl18O4)	Sample		152054		
14SE09-6850-062.d	Perchlorate-(35Cl18O4)	Sample				
14SE09-6850-063.d	Perchlorate-(35Cl18O4)	Sample		123057		
14SE09-6850-064.d	Perchlorate-(35Cl18O4)	Sample		160009		
14SE09-6850-064.d	Perchlorate-(35Cl18O4)	Sample				
14SE09-6850-065.d	Perchlorate-(35Cl18O4)	Sample		185701		
14SE09-6850-066.d	Perchlorate-(35Cl18O4)	Sample		149530		
14SE09-6850-067.d	Perchlorate-(35Cl18O4)	QC	10.0000	150805		
14SE09-6850-068.d	Perchlorate-(35Cl18O4)	QC	10.0000	149054		
14SE09-6850-069.d	Perchlorate-(35Cl18O4)	Sample		159222		
14SE09-6850-069.d	Perchlorate-(35Cl18O4)	Sample				
14SE09-6850-070.d	Perchlorate-(35Cl18O4)	QC	10.0000	149289		
14SE09-6850-070.d	Perchlorate-(35Cl18O4)	QC	10.0000			
14SE09-6850-071.d	Perchlorate-(35Cl18O4)	Sample		195664		
14SE09-6850-072.d	Perchlorate-(35Cl18O4)	Sample		165402		
14SE09-6850-073.d	Perchlorate-(35Cl18O4)	Sample		140782		
14SE09-6850-073.d	Perchlorate-(35Cl18O4)	Sample				
14SE09-6850-074.d	Perchlorate-(35Cl18O4)	Sample		159115		
14SE09-6850-075.d	Perchlorate-(35Cl18O4)	Sample		131268		
14SE09-6850-075.d	Perchlorate-(35Cl18O4)	Sample				

TestAmerica Inc.

Perchlorate by 6850/DOD Handbook SAC-LC-0012

Data File	Compound	Sample Type	Exp Conc	Response	Accuracy	Final Conc
14SE09-6850-076.d	Perchlorate-(35Cl1804)	Sample		121052		
14SE09-6850-077.d	Perchlorate-(35Cl1804)	QC	10.0000	160739		
14SE09-6850-077.d	Perchlorate-(35Cl1804)	QC	10.0000			
14SE09-6850-078.d	Perchlorate-(35Cl1804)	QC	10.0000	178442		
14SE09-6850-078.d	Perchlorate-(35Cl1804)	QC	10.0000			
14SE09-6850-078.d	Perchlorate-(35Cl1804)	QC	10.0000			
14SE09-6850-079.d	Perchlorate-(35Cl1804)	QC	10.0000	191526		
14SE09-6850-080.d	Perchlorate-(35Cl1804)	QC	10.0000	198795		
14SE09-6850-081.d	Perchlorate-(35Cl1804)	Sample		199120		
14SE09-6850-081.d	Perchlorate-(35Cl1804)	Sample				
14SE09-6850-082.d	Perchlorate-(35Cl1804)	Sample		167295		
14SE09-6850-082.d	Perchlorate-(35Cl1804)	Sample				
14SE09-6850-083.d	Perchlorate-(35Cl1804)	Sample		169123		
14SE09-6850-086.d	Perchlorate-(35Cl1804)	QC	10.0000	164783		
14SE09-6850-087.d	Perchlorate-(35Cl1804)	QC	10.0000	193731		
14SE09-6850-087.d	Perchlorate-(35Cl1804)	QC	10.0000			

Sample MSA-MW15D-082509
total copper rep. result 4.1 ug/L

LJTG5 9/4/2009 13:19:58 QC Status: PASS (Initial: PASS)
User Pre-dilution: 1.000

Run	Time	6Li	9Be	23Na
		ppb	ppb	ppb
X		78.676%	0.085	4989.000
%RSD		1.431	35.930	0.769
Run	Time	25Mg	27Al	35Cl
		ppb	ppb	ppb
X		736.400	220.100	┬0.000
%RSD		3.679	3.061	┬0.000
Run	Time	39K	43Ca	45Sc
		ppb	ppb	ppb
X		527.100	1529.000	69.712%
%RSD		2.074	3.523	0.440
Run	Time	45Sc	47Ti	51V
		ppb	ppb	ppb
X		83.219%	11.110	1.313
%RSD		2.616	12.880	12.000
Run	Time	52Cr	53Cl:O	55Mn
		ppb	ppb	ppb
X		3.333	0.419	131.300
%RSD		0.526	244.200	0.614
Run	Time	56Fe	59Co	60Ni
		ppb	ppb	ppb
X		┬7419.000	10.810	16.350
%RSD		┬0.086	1.467	1.497
Run	Time	65Cu	66Zn	72Ge
		ppb	ppb	ppb
X		4.086	21.320	86.747%
%RSD		2.489	1.699	2.677
Run	Time	75As	77Ar:Cl	78Se
		ppb	ppb	ppb
X		-0.288	0.416	0.130
%RSD		18.320	11.190	188.600
Run	Time	88Sr	95Mo	105Pd
		ppb	ppb	ppb
X		7.639	0.972	0.000
%RSD		0.436	13.930	0.000
Run	Time	107Ag	108Mo:O	111Cd
		ppb	ppb	ppb
X		-0.008	-0.368	0.073
%RSD		34.860	404.700	40.190
Run	Time	115In	118Sn	121Sb
		ppb	ppb	ppb
X		89.326%	0.150	0.143
%RSD		1.397	17.690	8.274
Run	Time	137Ba	182W	205Tl
		ppb	ppb	ppb
X		15.240	0.459	0.115
%RSD		2.128	10.560	20.880
Run	Time	208Pb	209Bi	
		ppb	ppb	
X		0.402	99.135%	
%RSD		1.685	1.471	

Sample MSA-MW15I-082609 Dissolved mercury rep result 0.24 ug/L

Folder: HG10828A Page 336
16:40:37 28 Aug 2009 Protocol: HGPPB

Line	Conc.	Units	SD/RSD	1	2	3	4	5

*** Sample ID: LJVQ5 Seq: 138 16:40:37 28 Aug 2009 HG
WATER
Hg -.0971 ppb .0000 % -.0971

*** Sample ID: LJVQ5X Seq: 139 16:41:45 28 Aug 2009 HG
WATER
Hg -.1236 ppb .0000 % -.1236

*** Sample ID: LJVQ5S Seq: 140 16:42:54 28 Aug 2009 HG
WATER
Hg .7461 ppb .0000 % .7461

*** Sample ID: LJVQ5F Seq: 141 16:44:12 28 Aug 2009 HG
WATER
Hg -.0850 ppb .0000 % -.0850

*** Sample ID: LJVR0 Seq: 142 16:45:21 28 Aug 2009 HG
WATER
Hg -.0476 ppb .0000 % -.0476

*** Sample ID: LJVR0F Seq: 143 16:46:39 28 Aug 2009 HG
WATER
Hg .2372 ppb .0000 % .2372

*** Sample ID: LJVR1 Seq: 144 16:47:57 28 Aug 2009 HG
WATER
Re-analyze Hg -.2127 ppb .0000 % -.2127

*** Sample ID: LJVR1F Seq: 145 16:49:13 28 Aug 2009 HG
WATER
Hg -.3122 ppb .0000 % -.3122

*** Sample ID: LJVR2 Seq: 146 16:50:19 28 Aug 2009 HG
WATER
Hg -.0727 ppb .0000 % -.0727

*** Check Standard: 2 Ck2CCV Seq: 147 16:51:35 28 Aug 2009 HG

Line	Flag	%Rcv.	Found	True	Units	SD/RSD
Hg		94.10	4.705	5.000	ppb	.0000 %

*** Check Standard: 1 Ck1CCB Seq: 148 16:52:45 28 Aug 2009 HG

Line	Flag	Found	Range(+/-)	Units	SD/RSD
Hg		-.0654	.2000	ppb	.0000 %

*** Sample ID: LJVR2F Seq: 149 16:53:56 28 Aug 2009 HG
WATER
Hg -.0443 ppb .0000 % -.0443

North Canton

TestAmerica, North Canton
7196A / 3500-CR-D CR+6 Logsheet

Analysis	CR+6	Batch	9244484	Spectrophotometer	
				SPEC 20	**SN: 78016**
Prep Date	09/01/09	Lcs No.	HX90924		
				Wavelength	
Anal Date	09/01/09	Lcs Prep Date	09/01/09	540 NM	
				RL	
Analyst	BR				

Std No	Conc mg/L	ABS		
NA	0	0	Slope	0.6778
HX90901	0.005	0.006	Intercept	0.0026
HX90902	0.010	0.011	r	0.9997
HX90903	0.100	0.068		
HX90904	0.250	0.178		
HX90905	0.500	0.339		
COLOR RGT	WR91018			
CURVE	08/27/09			
CCV	HX90923			

Sample No	ABS	Sample Vol ml	Final Vol ml	dil	**Conc** mg/L	Bkg Cor Conc	**Bkg Adj Conc**	**TIME**	Method 7196 pH to 2 color first	Method 3500 pH to 1 acid first
ICV	0.164	50	50	1	0.2381					
ICB	0.000	50	50	1	-0.0039					
LCS	0.156	50	50	1	0.2263					
BKG	0.031	50	50	1	0.0419	0.0000		10:00 AM	X	
LJ47C	0.031	50	50	1	0.0419			10:01 AM	X	
BKG	0.013	50	50	1	0.0153	0.0074		10:02 AM	X	
LJ47F	0.018	50	50	1	0.0227			10:02 AM	X	
BKG	0.000	50	50	1	-0.0039	-0.0024		10:03 AM	X	
LJ456	0.001	50	50	1	-0.0024			10:03 AM	X	
BKG	0.000	50	50	1	-0.0039	0.0227		10:04 AM	X	
LJ456 MS	0.018	50	50	1	0.0227			10:04 AM	X	
CCV	0.162	50	50	1	0.2351	94%				
CCB	0.000	50	50	1	-0.0039					
BKG	0.000	50	50	1	-0.0039	0.0227		10:05 AM	X	
LJ456 MSD	0.018	50	50	1	0.0227			10:05 AM	X	
BKG	0.007	50	50	1	0.0065	0.0044		10:06 AM	X	
LJ47H	0.010	50	50	1	0.0109			10:06 AM	X	
BKG	0.008	50	50	1	0.0079	0.0103		10:07 AM	X	
LJ463	0.015	50	50	1	0.0183			10:07 AM	X	
BKG	0.033	50	50	1	0.0448	-0.0148		10:08 AM	X	
LJ46M	0.023	50	50	1	0.0301			10:08 AM	X	

Sample MW265 rep. result 0.01 mg/L

sample $\frac{0.015 - 0.0026}{0.6778} = 0.01829$

Bank $\frac{0.008 - 0.0026}{0.6778} = 0.0079$

$0.01829 - 0.0079 =$ 0.01039

2085

TestAmerica Inc.
Perchlorate by 6850/DOD Handbook SAC-LC-0012

Batch Data Path D:\Masshunter\Data\perchlorate_3KNM191731VE\09092009-PERC\QuantResults\09SE09-6850.batch.xml

Sample MW15D

Analysis Information

Acquisition Date - Time	9/9/2009 20:11
Analyst	BarnettJ
Data File	09SE09-6850-037.d
Acquisition Method	PercMRM_new m
Sample Name	A9H260266-2, 9244332, 20mL/20mL
Sample Identification	LJTG51CQ
Sample Information	IC-Pak Anion HR 75x4 6mm, T=40°C, 35:65 isocratic, 80uL injection, coll=25, frag=120, source=2000v.
Sample Type	Sample
Sample Position	P1-A7

Quantitation Results

Name	Type	RT	Area	Precursor	Product	Final Conc.	Injection Conc.	Dilution
Perchlorate	Target	7.000	7933	99	83	0.45895	0.45895	1
Perchlorate-(35Cl18O4)	ISTD	7.000	191137	107	89			1

Qualifier Ion	Area	Precursor	Product	Ratio	Min	Max
Perchlorate	2717	101	85	2.92	2.30	3.80
Perchlorate-(35Cl18O4)	56942	109	91	3.36	2.30	3.80

JPB 9/10/09

Compound Graphics

Target Compound *Perchlorate*

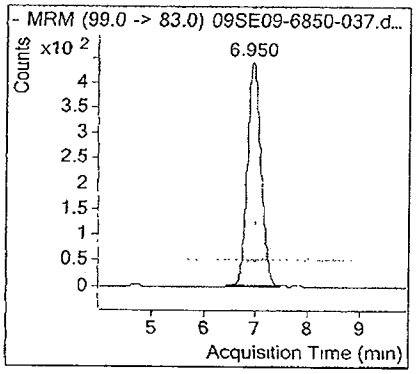

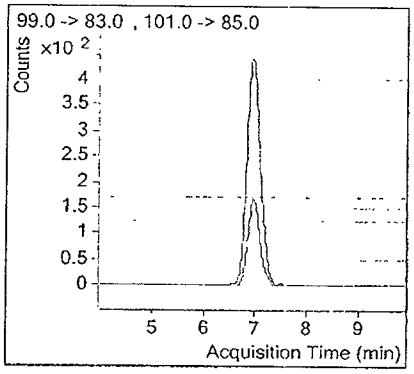

Target Compound *Perchlorate-(35Cl18O4)*

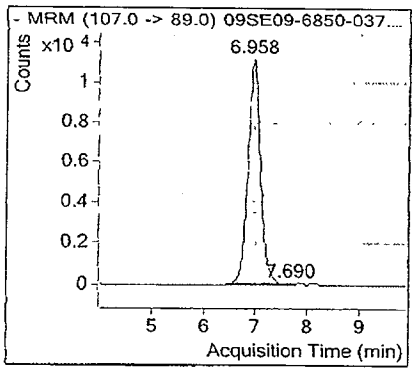

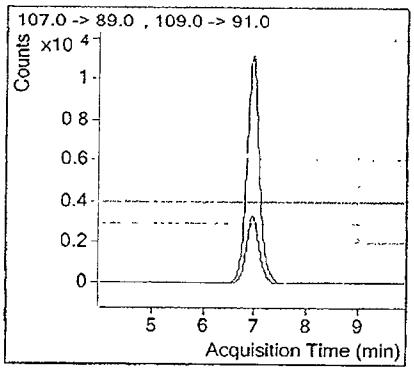

North Canton

2848

Tetra Tech NUS **INTERNAL CORRESPONDENCE**

TO: D. MURALI **DATE:** OCTOBER 26, 2009

FROM: A. COGNETTI **COPIES:** DV FILE

SUBJECT: **ORGANIC DATA VALIDATION-**
VOLATILE ORGANIC COMPOUNDS/ORGANIC VOLATILE GASES/OV SIM/GRO/DRO
MARTIN STATE AIRPORT GW SAMPLING – FULL REVIEW
SAMPLE DELIVERY GROUP (SDG) 9I02192

SAMPLES: 18/Aqueous/VOC

MSA-DMW2S-090109	MSA-DMW4I-090109	MSA-DMW8D-090209
MSA-DMW8I-090209	MSA-DMW8S-090209	MSA-DMW9D-090209
MSA-DMW9I-090209	MSA-DMW9S-090209	MSA-MW18I-090109
MSA-MW18S-090109	MSA-MW19D-090109	MSA-MW19I-090109
MSA-MW24I-090109	MSA-MW24S-090109	MSA-MW30D-090109
TB-090109-01	TB-090109-02	TB-090209

3/Aqueous/OVG

MSA-DMW4I-090109	MSA-MW18I-090109	MSA-MW18S-090109

15/Aqueous/OV SIM

MSA-DMW2S-090109	MSA-DMW4I-090109	MSA-DMW8D-090209
MSA-DMW8I-090209	MSA-DMW8S-090209	MSA-DMW9D-090209
MSA-DMW9I-090209	MSA-DMW9S-090209	MSA-MW18I-090109
MSA-MW18S-090109	MSA-MW19D-090109	MSA-MW19I-090109
MSA-MW24I-090109	MSA-MW24S-090109	MSA-MW30D-090109

4/Aqueous/GRO/DRO

MSA-DMW8S-090209	MSA-DMW9S-090209	MSA-MW18S-090109
MSA-MW24S-090109		

Overview

The sample set for MARTIN STATE AIRPORT GW SAMPLING, SDG 9I02192 consists of eighteen (18) aqueous samples. All samples were analyzed for volatile organic compounds (VOC). Three (3) aqueous environmental samples, MSA-DMW4I-090109, MSA-MW18I-090109 and MSA-MW18S-090109 were analyzed for organic volatile gases (OVG). Fifteen (15) aqueous environmental samples were analyzed for 1,4-dioxane in the organic volatile SIM fraction. Four (4) aqueous environmental samples, MSA-DMW8S-090209, MSA-DMW9S-090209, MSA-MW18S-090109 and MSA-MW24S-090109 were analyzed for gasoline range organics (GRO) and diesel range organics (DRO).

The samples were collected on September 1 and September 2, 2009 and analyzed by Test America Laboratories, Inc. Volatile organic compound analyses were conducted in accordance to SW-846 Method 8260B. OVG analyses followed method RSK SOP-175.The analyses for 1,4-dioxane followed SW-846 Method 8260B in Selective Ion Monitoring (SIM) mode. GRO and DRO analyses followed SW-846 Method 8015B.

Summary

The data contained in this SDG were validated with regard to the following parameters: data completeness, system performance, holding times, GC/MS tuning, initial / continuing calibrations, laboratory method blank results, surrogate spike/internal standard recoveries, laboratory control sample results, matrix spike/matrix spike duplicate results, compound identification, compound quantitation, and detection limits.

Areas of concern with respect to data quality are listed below.

Major Problems

- In the volatile initial calibration of instrument A3UX11 on August 26, 2009 and the continuing calibration on September 10, 2009 @ 11:37, September 11, 2009 @ 12:33 and September 14, 2009 @ 10:21, tert-butyl alcohol had a mean relative retention factor (RRF) less than the 0.05 quality control criteria. The nondetected results in the affected samples were qualified as rejected (UR). MSA-MW30D-090109, MSA-MW24S-090109, MSA-MW24I-090109, MSA-MW19D-090109, MSA-MW19I-090109, MSA-MW18S-090109, MSA-MW18I-090109, MSA-MW4I-090109, MSA-DMW2S-090109, MSA-DMW9I-090209, MSA-DMW9S-090209, MSA-DMW8D-090209, TB-090109-01, TB-090109-02, MSA-DMW9D-090109 and MSA-DMW8I-090109.

- In the volatile initial calibration of instrument A3UX15 on July 21, 2009 and the continuing calibration on September 15, 2009 @ 9:19, tert-butyl alcohol had a mean RRF less than the 0.05 quality control criteria. The nondetected results in the affected samples MSA-DMW8S-090209 and TB-090209 were qualified as rejected (UR).

Minor Problems

- Laboratory contaminants were detected in the volatile fraction in several method blanks and trip blanks.

BLANK	Contaminant	Maximum Concentration (ug/L)	Action Level (ug/L)	Affected Samples
LKVPR1AA	Methylene chloride	0.62	6.2	MSA-DMW8S-090209
LKR6X1AA	Hexachlorobutadiene	0.85	4.25	MSA-DMW9D-090209
	Naphthalene	0.32	1.6	MSA-DMW8I-090209
	1,2,3-trichlorobenzene	0.41	2.05	
	1,2,4-trichlorobenzene	0.29	1.45	
	Methylene chloride	0.56	5.6	
LKQT91AA	Hexachlorobutadiene	0.62	3.1	MSA-MW18S-090109
	Methylene chloride	0.66	6.6	MSA-MW18I-090109
				MSA-DMW4I-090109
				MSA-DMW2S-090109
				MSA-DMW9I-090209 MSA-DMW9S-090209 MSA-DMW8D-090209
LKQHE1AA	Hexachlorobutadiene	0.67	3.35	MSA-MW30D--090109
	Naphthalene	0.31	1.55	MSA-MW24S-090109
	1,2,3-trichlorobenzene	0.30	1.5	MSA-MW24I-090109 MSA-MW19D-090109 MSA-MW19I-090109

BLANK	Contaminant	Maximum Concentration (ug/L)	Action Level (ug/L)	Affected Samples
TB-090209	Acetone Toluene	3.4 1.0	34.0 5.0	All samples

An action level of 5X the maximum concentration level has been used in order to evaluate sample data for blank contamination. Methylene chloride and acetone, common laboratory contaminants, action level was 10X the maximum concentration of methylene chloride and acetone. Positive results less than the action level were qualified (B) as a result of blank contamination. Sample aliquot and dilution factors were taken into account in validation of data. No action was taken on the nondetected results in the affected samples. Trip blanks are not qualified for laboratory blank contamination.

- Laboratory contaminant was detected in the method blank LKA3A1AA, preparation date 9-9-09, in the DRO fraction.

Contaminant	Maximum Concentration (ug/L)	Action Level (ug/L)
TPH as Diesel	72	360

An action level of 5X the maximum concentration level has been used in order to evaluate sample data for blank contamination. Positive results less than the action level in the affected samples MSA-DMW8S-090209 and MSA-DMW9S-090209 were qualified (B) as a result of blank contamination. Sample aliquot and dilution factors were taken into account in validation of the data.

- Laboratory contaminant was detected in the method blank LJ7TH1AA, preparation date 9-2-09, in the DRO fraction.

Contaminant	Maximum Concentration (ug/L)	Action Level (ug/L)
TPH as diesel	94	470

An action level of 5X the maximum concentration level has been used in order to evaluate sample data for blank contamination. Positive results less than the action level in the affected samples MSA-MW24S-090109 and MSA-MW218S-090109 were qualified (B) as a result of blank contamination. Sample aliquot and dilution factors were taken into account in validation of the data.

- The VOC continuing calibration of instrument A3UX11 on September 14, 2009 @ 10:21, bromomethane and chloroethane had a percent difference (%D) greater than 50%. The nondetected results for bromomethane and chloroethane in the affected samples MSA-DMW9D-090209 and MSA-DMW8I-090209 were qualified as estimated (UJ).

- The OV SIM continuing calibration of instrument GCMS33 on September 11, 2009 @ 8:19, 1,4-dioxane had a %D greater than 50%. The positive result in the affected sample MSA-MW24S-090109 was qualified as estimated (J) due to this noncompliance. The nondetected results in the affected samples MSA-MW30D-090109, MSA-MW24I-090109 and MSA-MW19D-090109 were qualified (UJ).

- The OV SIM continuing calibration of instrument GCMS45 on September 11, 2009 @ 8:16, 1,4-dioxane had a %D greater than 50%. The positive results in the affected samples MSA-DMW8S-090209, MSA-DMW9I-090209, MSA-DMW9D-090209, MSA-DMW9S-090209, MSA-DMW8I-090209 and MSA-DMW8D-090209 were qualified as estimated (J) due to this noncompliance.

- The GRO closing continuing calibration of instrument afid.i on September 4, 2009 @ 17:12, TPH as gasoline had a %D greater than the 15% quality control limit. The positive result in sample MSA-MW24S-090109 was qualified as estimated (J) and the nondetected result in sample MSA-DMW8S-090209 (UJ).

- The matrix spike (MS) and matrix spike duplicate sample (MSD) of MSA-MW18S-090109 in the GRO fraction had a percent recovery (%R) less than the lower quality control limit for gasoline. The sample concentration of gasoline was greater than 4X the matrix spike amount added to the sample. The positive result in sample MSA-MW18S-090109 was qualified as (J) due to this noncompliance.

- Positive results reported below the reporting limit (RL) but above the method detection limit (MDL) for the organic analyses were qualified as estimated, (J).

Notes

Laboratory contaminant was found in the GRO fraction in method blank LKGR61AA.

Contaminant	Maximum Concentration (ug/L)	Action Level (ug/L)
TPH as gasoline	28	140

An action level of 5X the maximum concentration level has been used in order to evaluate sample data for blank contamination. Positive results less than the action level were qualified (B) as a result of blank contamination. Sample aliquot and dilution factors were taken into account in validation of the data. No action was taken on the affected samples MSA-DMW9S-090209 and MSA-MW18S-090109 since the concentrations of TPH as gasoline were greater than the action level.

The VOC continuing calibration of instrument A3UX11 on September 11, 2009 @ 12:33, bromoform and hexachlorobutadiene had a %D greater than 25% but less than 50%. No action was taken on the nondetected results in the affected samples MSA-MW18S-090109, MSA-MW18I-090109, MSA-MW4I-090109, MSA-DMW2S-090109, MSA-DMW9I-090209, MSA-DMW9S-090209 and MSA-DMW8D-090209.

The VOC continuing calibration of instrument A3UX11 on September 14, 2009 @ 10:21, several anlaytes had %Ds greater than 25% but less than 50%. These analytes include trichlorofluoromethane, 1,1,2 trichlorotrifluoromethane, vinyl acetate, 1,2,4-trichlorobenzene, hexachlorobutadiene, naphthalene, and 1,2,3-trichlorobenzene. No action was taken on the nondetcted results in the affected samples MSA-DMW9D-090209 and MSA-DMW8I-090209.

The VOC continuing calibration of instrument A3UX15 on September 15, 2009 @ 9:19, several analytes had a %D greater than 25% but less than 50%. These analytes include dichlorodifluoromethane, vinyl acetate, carbon tetrachloride and 1,1,1,2 tetrachloroethane. No action was taken on the nondetected results in the affected samples MSA-DMW8S-090209 and TB-090209.

The surrogate was diluted out in sample MSA-DMW8S-090209 in the DRO fraction.

Samples were diluted in the various fractions as follows in order to obtain concentrations of several analytes within calibration range.

Sample	VOC	OV SIM	GRO	DRO
MSA-DMW2S-090109	83.33	50		
MSA-DMW4I-090109	166.67	10		
MSA-DMW8D-090209	20	10		
MSA-DMW8I-090209	25	10		
MSA-DMW9D-090209	125	20		
MSA-DMW9I-090209	76.92	20		
MSA-DMW9S-090209	1666.67	10	200	
MSA-MW18I-090109	333.33	10		
MSA-MW18S-090109	125	10	2	
MSA-MW19I-090109	5	4		
MSA-MW24I-090109	1.43			
MSA-DMW8S-090209				5

Therefore, nondetected detection limits are elevated due to the dilution.

According to the Statement of Work, non-detected organic results must be reported down to the Method Detection Limit. Results were amended to have all nondetected results reported down to the Method Detection Limit.

EXECUTIVE SUMMARY

Laboratory Performance Issues: Tert-butyl alcohol had RRFs less than quality control limits in the initial and continuing calibrations. Several contaminants were detected in the method blanks and trip blanks. Continuing calibration %D was outside quality control limits for bromomethane, chloroethane, 1,4-dioxane and TPH as gasoline resulting in the qualification of samples.

Other Factors Affecting Data Quality: The MS/MSD sample of MSA-MW18S-090109 had % Recoveries outside of quality control limits in the GRO fraction resulting in the qualification of data.

The data for these analyses were reviewed with reference to the Region III EPA Functional Guidelines for Organic Data Validation (9/94), and the Department of Defense (DoD) document entitled "Quality Systems Manual (QSM) for Environmental Laboratories" (January 2006).

The text of this report has been formulated to address only those problem areas affecting data quality.

Ann Cognetti

Tetra Tech NUS
Ann Cognetti
Chemist/Data Validator

TetraTech NUS
Joseph A. Samchuck
Data Validation Quality Assurance Officer

Attachments:
Appendix A – Qualified Analytical Results
Appendix B – Results as Reported by the Laboratory
Appendix C – Support Documentation

TetraTech NUS
Joseph A. Samchuck
Data Validation Quality Assurance Officer

Attachments:
Appendix A – Qualified Analytical Results
Appendix B – Results as Reported by the Laboratory
Appendix C – Support Documentation

Appendix A

Qualified Analytical Results

Data Validation Qualifier Codes:

A = Lab Blank Contamination
B = Field Blank Contamination
C = Calibration Noncompliance (e.g. % RSDs, %Ds, ICVs, CCVs, RRFs, etc.)
C01 = GC/MS Tuning Noncompliance
D = MS/MSD Recovery Noncompliance
E = LCS/LCSD Recovery Noncompliance
F = Lab Duplicate Imprecision
G = Field Duplicate Imprecision
H = Holding Time Exceedance
I = ICP Serial Dilution Noncompliance
J = GFAA PDS - GFAA MSA's $r < 0.995$
K = ICP Interference - includes ICS % R Noncompliance
L = Instrument Calibration Range Exceedance
M = Sample Preservation Noncompliance
N = Internal Standard Noncompliance
N01 = Internal Standard Recovery Noncompliance Dioxins
N02 = Recovery Standard Noncompliance Dioxins
N03 = Clean-up Standard Noncompliance Dioxins
O = Poor Instrument Performance (e.g. base-line drifting)
P = Uncertainty near detection limit (< 2 x IDL for inorganics and <CRQL for organics)
Q = Other problems (can be any number of issues; e.g. poor chromatography,interferences, etc.)
R = Surrogates Recovery Noncompliance
S = Pesticide/PCB Resolution
T = % Breakdown Noncompliance for DDT and Endrin
U = % Difference between columns/detectors >25% for positive results determined via GC/HPLC
V = Non-linear calibrations; correlation coefficient $r < 0.995$
W = EMPC result
X = Signal to noise response drop
Y = Percent solids <30%
Z = Uncertainty at 2 sigma deviation is greater than sample activity

PROJ_NO: 02298	NSAMPLE	MSA-DMW2S-090109			MSA-DMW4I-090109			MSA-DMW8D-090209			MSA-DMW8I-090209		
SDG: 9I02192	LAB_ID	A9I020192011			A9I020192010			A9I030186006			A9I030186005		
FRACTION: OV	SAMP_DATE	9/1/2009			9/1/2009			9/2/2009			9/2/2009		
MEDIA: WATER	QC_TYPE	NM			NM			NM			NM		
	UNITS	UG/L			UG/L			UG/L			UG/L		
	PCT_SOLIDS	0.0			0.0			0.0			0.0		
	DUP_OF												
PARAMETER		RESULT	VQL	QLCD	RESULT	VQL	QLCD	RESULT	VQL	QLCD	RESULT	VQL	QLCD
1,1,1,2-TETRACHLOROETHANE		19	U		38	U		4.6	U		5.8	U	
1,1,1-TRICHLOROETHANE		18	U		68	J	P	4.4	U		5.5	U	
1,1,2,2-TETRACHLOROETHANE		15	U		30	U		3.6	U		4.5	U	
1,1,2-TRICHLOROTRIFLUOROETHANE		23	U		47	U		5.6	U		7	U	
1,1-DICHLOROETHANE		12	U		25	U		3	U		3.8	U	
1,1-DICHLOROETHENE		16	U		83	J	P	5.6	J	P	6.8	J	P
1,1-DICHLOROPROPENE		11	U		22	U		2.6	U		3.2	U	
1,2,3-TRICHLOROBENZENE		14	U		28	U		3.4	U		4.2	U	
1,2,3-TRICHLOROPROPANE		36	U		72	U		8.6	U		11	U	
1,2,3-TRIMETHYLBENZENE		0.49	U		0.98	U		0.12	U		0.15	U	
1,2,4-TRICHLOROBENZENE		12	U		25	U		3	U		3.8	U	
1,2,4-TRIMETHYLBENZENE		10	U		20	U		2.4	U		3	U	
1,2-DIBROMO-3-CHLOROPROPANE		56	U		110	U		13	U		17	U	
1,2-DIBROMOETHANE		20	U		40	U		4.8	U		6	U	
1,2-DICHLOROBENZENE		11	U		22	U		2.6	U		3.2	U	
1,2-DICHLOROETHANE		18	J	P	37	U		5.3	J	P	9.1	J	P
1,2-DICHLOROPROPANE		15	U		30	U		3.6	U		4.5	U	
1,3-DICHLOROBENZENE		12	U		23	U		2.8	U		3.5	U	
1,3-DICHLOROPROPANE		13	U		27	U		3.2	U		4	U	
1,4-DICHLOROBENZENE		11	U		22	U		2.6	U		3.2	U	
2,2-DICHLOROPROPANE		11	U		22	U		2.6	U		3.2	U	
2-BUTANONE		47	U		95	U		11	U		14	U	
2-CHLOROETHYL VINYL ETHER		82	U		170	U		20	U		25	U	
2-CHLOROTOLUENE		9.2	U		18	U		2.2	U		2.8	U	
2-HEXANONE		34	U		68	U		8.2	U		10	U	
4-CHLOROTOLUENE		15	U		30	U		3.6	U		4.5	U	
4-ISOPROPYLTOLUENE		10	U		20	U		2.4	U		3	U	
4-METHYL-2-PENTANONE		27	U		53	U		6.4	U		8	U	
ACETONE		92	U		180	U		22	U		28	U	
BENZENE		11	U		22	U		2.6	U		3.2	U	
BROMOBENZENE		11	U		22	U		2.6	U		3.2	U	
BROMOCHLOROMETHANE		24	U		48	U		5.8	U		7.2	U	
BROMODICHLOROMETHANE		12	U		25	U		3	U		3.8	U	
BROMOFORM		53	U		110	U		13	U		16	U	
BROMOMETHANE		34	U		68	U		8.2	U		10	UJ	C
CARBON DISULFIDE		11	U		22	U		2.6	U		3.2	U	

PROJ_NO: 02298	NSAMPLE	MSA-DMW8S-090209			MSA-DMW9D-090209			MSA-DMW9I-090209			MSA-DMW9S-090209		
SDG: 9I02192	LAB_ID	A9I030186003			A9I030186002			A9I030186001			A9I030186004		
FRACTION: OV	SAMP_DATE	9/2/2009			9/2/2009			9/2/2009			9/2/2009		
MEDIA: WATER	QC_TYPE	NM			NM			NM			NM		
	UNITS	UG/L			UG/L			UG/L			UG/L		
	PCT_SOLIDS	0.0			0.0			0.0			0.0		
	DUP_OF												
PARAMETER		RESULT	VQL	QLCD	RESULT	VQL	QLCD	RESULT	VQL	QLCD	RESULT	VQL	QLCD
1,1,1,2-TETRACHLOROETHANE		0.23	U		29	U		18	U		380	U	
1,1,1-TRICHLOROETHANE		0.22	U		28	U		17	U		370	U	
1,1,2,2-TETRACHLOROETHANE		0.18	U		22	U		14	U		300	U	
1,1,2-TRICHLOROTRIFLUOROETHANE		0.28	U		35	U		22	U		470	U	
1,1-DICHLOROETHANE		0.15	U		19	U		12	U		250	U	
1,1-DICHLOROETHENE		0.19	U		24	U		20	J	P	320	U	
1,1-DICHLOROPROPENE		0.13	U		16	U		10	U		220	U	
1,2,3-TRICHLOROBENZENE		0.17	U		21	U		13	U		280	U	
1,2,3-TRICHLOROPROPANE		0.43	U		54	U		33	U		720	U	
1,2,3-TRIMETHYLBENZENE		0.0059	U		0.74	U		0.45	U		9.8	U	
1,2,4-TRICHLOROBENZENE		0.15	U		19	U		12	U		250	U	
1,2,4-TRIMETHYLBENZENE		0.12	U		15	U		9.2	U		210	J	P
1,2-DIBROMO-3-CHLOROPROPANE		0.67	U		84	U		52	U		1100	U	
1,2-DIBROMOETHANE		0.24	U		30	U		18	U		400	U	
1,2-DICHLOROBENZENE		0.13	U		16	U		10	U		220	U	
1,2-DICHLOROETHANE		0.22	U		28	U		17	U		370	U	
1,2-DICHLOROPROPANE		0.18	U		22	U		14	U		300	U	
1,3-DICHLOROBENZENE		0.14	U		18	U		11	U		230	U	
1,3-DICHLOROPROPANE		0.16	U		20	U		12	U		270	U	
1,4-DICHLOROBENZENE		0.13	U		16	U		10	U		220	U	
2,2-DICHLOROPROPANE		0.13	U		16	U		10	U		220	U	
2-BUTANONE		0.57	U		71	U		44	U		950	U	
2-CHLOROETHYL VINYL ETHER		0.99	U		120	U		76	U		1700	U	
2-CHLOROTOLUENE		0.11	U		14	U		8.5	U		180	U	
2-HEXANONE		0.41	U		51	U		32	U		680	U	
4-CHLOROTOLUENE		0.18	U		22	U		14	U		300	U	
4-ISOPROPYLTOLUENE		0.12	U		15	U		9.2	U		200	U	
4-METHYL-2-PENTANONE		0.32	U		40	U		25	U		530	U	
ACETONE		2.4	B	B	140	U		85	U		1800	U	
BENZENE		0.13	U		16	U		23	J	P	570	J	P
BROMOBENZENE		0.13	U		16	U		10	U		220	U	
BROMOCHLOROMETHANE		0.29	U		36	U		22	U		480	U	
BROMODICHLOROMETHANE		0.15	U		19	U		12	U		250	U	
BROMOFORM		0.64	U		80	U		49	U		1100	U	
BROMOMETHANE		0.41	U		51	UJ	C	32	U		680	U	
CARBON DISULFIDE		0.13	U		16	U		10	U		220	U	

PROJ_NO: 02298	NSAMPLE	MSA-MW18I-090109			MSA-MW18S-090109			MSA-MW19D-090109			MSA-MW19I-090109		
SDG: 9I02192	LAB_ID	A9I020192007			A9I020192006			A9I020192004			A9I020192008		
FRACTION: OV	SAMP_DATE	9/1/2009			9/1/2009			9/1/2009			9/1/2009		
MEDIA: WATER	QC_TYPE	NM			NM			NM			NM		
	UNITS	UG/L			UG/L			UG/L			UG/L		
	PCT_SOLIDS	0.0			0.0			0.0			0.0		
	DUP_OF												
PARAMETER		RESULT	VQL	QLCD	RESULT	VQL	QLCD	RESULT	VQL	QLCD	RESULT	VQL	QLCD
1,1,1,2-TETRACHLOROETHANE		77	U		29	U		0.23	U		1.2	U	
1,1,1-TRICHLOROETHANE		73	U		28	U		0.22	U		1.1	U	
1,1,2,2-TETRACHLOROETHANE		60	U		22	U		0.18	U		0.9	U	
1,1,2-TRICHLOROTRIFLUOROETHANE		93	U		35	U		0.28	U		1.4	U	
1,1-DICHLOROETHANE		50	U		19	U		0.15	U		0.75	U	
1,1-DICHLOROETHENE		63	U		24	U		0.19	U		0.97	J	P
1,1-DICHLOROPROPENE		43	U		16	U		0.13	U		0.65	U	
1,2,3-TRICHLOROBENZENE		57	U		21	U		0.17	U		0.85	U	
1,2,3-TRICHLOROPROPANE		140	U		54	U		0.43	U		2.2	U	
1,2,3-TRIMETHYLBENZENE		2	U		0.74	U		0.0059	U		0.03	U	
1,2,4-TRICHLOROBENZENE		92	J	P	29	J	P	0.15	U		0.75	U	
1,2,4-TRIMETHYLBENZENE		40	U		15	U		0.12	U		0.6	U	
1,2-DIBROMO-3-CHLOROPROPANE		220	U		84	U		0.67	U		3.4	U	
1,2-DIBROMOETHANE		80	U		30	U		0.24	U		1.2	U	
1,2-DICHLOROBENZENE		43	U		16	U		0.13	U		0.65	U	
1,2-DICHLOROETHANE		73	U		30	J	P	0.22	U		2.7	J	P
1,2-DICHLOROPROPANE		60	U		22	U		0.18	U		0.9	U	
1,3-DICHLOROBENZENE		47	U		18	U		0.14	U		0.7	U	
1,3-DICHLOROPROPANE		53	U		20	U		0.16	U		0.8	U	
1,4-DICHLOROBENZENE		43	U		16	U		0.13	U		0.65	U	
2,2-DICHLOROPROPANE		43	U		16	U		0.13	U		0.65	U	
2-BUTANONE		190	U		71	U		0.57	U		2.8	U	
2-CHLOROETHYL VINYL ETHER		330	U		120	U		0.99	U		5	U	
2-CHLOROTOLUENE		37	U		14	U		0.11	U		0.55	U	
2-HEXANONE		140	U		51	U		0.41	U		2	U	
4-CHLOROTOLUENE		60	U		22	U		0.18	U		0.9	U	
4-ISOPROPYLTOLUENE		40	U		15	U		0.12	U		0.6	U	
4-METHYL-2-PENTANONE		110	U		40	U		0.32	U		1.6	U	
ACETONE		370	U		140	U		1.5	B	B	5.5	U	
BENZENE		43	U		16	U		0.13	U		0.65	U	
BROMOBENZENE		43	U		16	U		0.13	U		0.65	U	
BROMOCHLOROMETHANE		97	U		36	U		0.29	U		1.4	U	
BROMODICHLOROMETHANE		50	U		19	U		0.15	U		0.75	U	
BROMOFORM		210	U		80	U		0.64	U		3.2	U	
BROMOMETHANE		140	U		51	U		0.41	U		2	U	
CARBON DISULFIDE		43	U		16	U		0.13	U		0.65	U	

PROJ_NO: 02298	NSAMPLE	MSA-MW24I-090109			MSA-MW24S-090109			MSA-MW30D-090109			TB-090109-01		
SDG: 9I02192	LAB_ID	A9I020192003			A9I020192002			A9I020192001			A9I020192005		
FRACTION: OV	SAMP_DATE	9/1/2009			9/1/2009			9/1/2009			9/1/2009		
MEDIA: WATER	QC_TYPE	NM			NM			NM			NM		
	UNITS	UG/L			UG/L			UG/L			UG/L		
	PCT_SOLIDS	0.0			0.0			0.0			0.0		
	DUP_OF												
PARAMETER		RESULT	VQL	QLCD	RESULT	VQL	QLCD	RESULT	VQL	QLCD	RESULT	VQL	QLCD
1,1,1,2-TETRACHLOROETHANE		0.33	U		0.23	U		0.23	U		0.23	U	
1,1,1-TRICHLOROETHANE		0.31	U		0.22	U		0.22	U		0.22	U	
1,1,2,2-TETRACHLOROETHANE		0.26	U		0.18	U		0.18	U		0.18	U	
1,1,2-TRICHLOROTRIFLUOROETHANE		0.4	U		0.28	U		0.28	U		0.28	U	
1,1-DICHLOROETHANE		0.21	U		0.15	U		0.15	U		0.15	U	
1,1-DICHLOROETHENE		0.27	U		0.19	U		0.19	U		0.19	U	
1,1-DICHLOROPROPENE		0.19	U		0.13	U		0.13	U		0.13	U	
1,2,3-TRICHLOROBENZENE		0.24	U		0.17	U		0.17	U		0.17	U	
1,2,3-TRICHLOROPROPANE		0.61	U		0.43	U		0.43	U		0.43	U	
1,2,3-TRIMETHYLBENZENE		0.0084	U		0.0059	U		0.0059	U		0.0059	U	
1,2,4-TRICHLOROBENZENE		0.21	U		0.15	U		0.15	U		0.15	U	
1,2,4-TRIMETHYLBENZENE		0.17	U		0.12	U		0.12	U		0.12	U	
1,2-DIBROMO-3-CHLOROPROPANE		0.96	U		0.67	U		0.67	U		0.67	U	
1,2-DIBROMOETHANE		0.34	U		0.24	U		0.24	U		0.24	U	
1,2-DICHLOROBENZENE		0.19	U		0.13	U		0.13	U		0.13	U	
1,2-DICHLOROETHANE		0.31	U		0.22	U		0.22	U		0.22	U	
1,2-DICHLOROPROPANE		0.26	U		0.18	U		0.18	U		0.18	U	
1,3-DICHLOROBENZENE		0.2	U		0.14	U		0.14	U		0.14	U	
1,3-DICHLOROPROPANE		0.23	U		0.16	U		0.16	U		0.16	U	
1,4-DICHLOROBENZENE		0.19	U		0.13	U		0.13	U		0.13	U	
2,2-DICHLOROPROPANE		0.19	U		0.13	U		0.13	U		0.13	U	
2-BUTANONE		0.82	U		0.57	U		0.57	U		0.57	U	
2-CHLOROETHYL VINYL ETHER		1.4	U		0.99	U		0.99	U		0.99	U	
2-CHLOROTOLUENE		0.16	U		0.11	U		0.11	U		0.11	U	
2-HEXANONE		0.59	U		0.41	U		0.41	U		0.41	U	
4-CHLOROTOLUENE		0.26	U		0.18	U		0.18	U		0.18	U	
4-ISOPROPYLTOLUENE		0.17	U		0.12	U		0.12	U		0.12	U	
4-METHYL-2-PENTANONE		0.46	U		0.32	U		0.32	U		0.32	U	
ACETONE		1.6	U		2.9	B	B	1.1	U		3.3	J	P
BENZENE		0.19	U		0.13	U		0.13	U		0.13	U	
BROMOBENZENE		0.19	U		0.13	U		0.13	U		0.13	U	
BROMOCHLOROMETHANE		0.41	U		0.29	U		0.29	U		0.29	U	
BROMODICHLOROMETHANE		0.21	U		0.15	U		0.15	U		0.15	U	
BROMOFORM		0.92	U		0.64	U		0.64	U		0.64	U	
BROMOMETHANE		0.59	U		0.41	U		0.41	U		0.41	U	
CARBON DISULFIDE		0.19	U		0.13	U		0.13	U		0.13	U	

PROJ_NO: 02298	NSAMPLE	TB-090109-02			TB-090209		
SDG: 9I02192	LAB_ID	A9I020192009			A9I030186007		
FRACTION: OV	SAMP_DATE	9/1/2009			9/2/2009		
MEDIA: WATER	QC_TYPE	NM			NM		
	UNITS	UG/L			UG/L		
	PCT_SOLIDS	0.0			0.0		
	DUP_OF						
PARAMETER		RESULT	VQL	QLCD	RESULT	VQL	QLCD
1,1,1,2-TETRACHLOROETHANE		0.23	U		0.23	U	
1,1,1-TRICHLOROETHANE		0.22	U		0.22	U	
1,1,2,2-TETRACHLOROETHANE		0.18	U		0.18	U	
1,1,2-TRICHLOROTRIFLUOROETHANE		0.28	U		0.28	U	
1,1-DICHLOROETHANE		0.15	U		0.15	U	
1,1-DICHLOROETHENE		0.19	U		0.19	U	
1,1-DICHLOROPROPENE		0.13	U		0.13	U	
1,2,3-TRICHLOROBENZENE		0.17	U		0.17	U	
1,2,3-TRICHLOROPROPANE		0.43	U		0.43	U	
1,2,3-TRIMETHYLBENZENE		0.0059	U		0.0059	U	
1,2,4-TRICHLOROBENZENE		0.15	U		0.15	U	
1,2,4-TRIMETHYLBENZENE		0.12	U		0.12	U	
1,2-DIBROMO-3-CHLOROPROPANE		0.67	U		0.67	U	
1,2-DIBROMOETHANE		0.24	U		0.24	U	
1,2-DICHLOROBENZENE		0.13	U		0.13	U	
1,2-DICHLOROETHANE		0.22	U		0.22	U	
1,2-DICHLOROPROPANE		0.18	U		0.18	U	
1,3-DICHLOROBENZENE		0.14	U		0.14	U	
1,3-DICHLOROPROPANE		0.16	U		0.16	U	
1,4-DICHLOROBENZENE		0.13	U		0.13	U	
2,2-DICHLOROPROPANE		0.13	U		0.13	U	
2-BUTANONE		0.57	U		0.57	U	
2-CHLOROETHYL VINYL ETHER		0.99	U		0.99	U	
2-CHLOROTOLUENE		0.11	U		0.11	U	
2-HEXANONE		0.41	U		0.41	U	
4-CHLOROTOLUENE		0.18	U		0.18	U	
4-ISOPROPYLTOLUENE		0.12	U		0.12	U	
4-METHYL-2-PENTANONE		0.32	U		0.32	U	
ACETONE		3.1	J	P	3.4	J	P
BENZENE		0.13	U		0.13	U	
BROMOBENZENE		0.13	U		0.13	U	
BROMOCHLOROMETHANE		0.29	U		0.29	U	
BROMODICHLOROMETHANE		0.15	U		0.15	U	
BROMOFORM		0.64	U		0.64	U	
BROMOMETHANE		0.41	U		0.41	U	
CARBON DISULFIDE		0.13	U		0.13	U	

PROJ_NO: 02298	NSAMPLE	MSA-DMW2S-090109			MSA-DMW4I-090109			MSA-DMW8D-090209			MSA-DMW8I-090209		
SDG: 9I02192	LAB_ID	A9I020192011			A9I020192010			A9I030186006			A9I030186005		
FRACTION: OV	SAMP_DATE	9/1/2009			9/1/2009			9/2/2009			9/2/2009		
MEDIA: WATER	QC_TYPE	NM			NM			NM			NM		
	UNITS	UG/L			UG/L			UG/L			UG/L		
	PCT_SOLIDS	0.0			0.0			0.0			0.0		
	DUP_OF												
PARAMETER		RESULT	VQL	QLCD	RESULT	VQL	QLCD	RESULT	VQL	QLCD	RESULT	VQL	QLCD
CARBON TETRACHLORIDE		11	U		22	U		2.6	U		3.2	U	
CHLOROBENZENE		12	U		25	U		3	U		3.8	U	
CHLORODIBROMOMETHANE		15	U		30	U		3.6	U		4.5	U	
CHLOROETHANE		24	U		48	U		5.8	UJ	C	7.2	U	
CHLOROFORM		13	U		27	U		3.2	U		4.6	J	P
CHLOROMETHANE		25	U		50	U		6	U		7.5	U	
CIS-1,2-DICHLOROETHENE		970			2100			570			630		
CIS-1,3-DICHLOROPROPENE		12	U		23	U		2.8	U		3.5	U	
DIBROMOMETHANE		23	U		47	U		5.6	U		7	U	
DICHLORODIFLUOROMETHANE		26	U		52	U		6.2	U		7.8	U	
DIISOPROPYL ETHER		120	U		250	U		30	U		38	U	
ETHYL TERT-BUTYL ETHER		9.2	U		18	U		2.2	U		2.8	U	
ETHYLBENZENE		14	U		28	U		3.4	U		4.2	U	
HEXACHLOROBUTADIENE		25	U		50	U		6	U		7.5	U	
ISOPROPYLBENZENE		11	U		22	U		2.6	U		3.2	U	
M+P-XYLENES		20	U		40	U		4.8	U		6	U	
METHYL TERT-BUTYL ETHER		14	U		28	U		3.4	U		4.2	U	
METHYLENE CHLORIDE		27	U		55	U		24	B	A	16	B	A
NAPHTHALENE		20	U		40	U		4.8	U		6	U	
N-BUTYLBENZENE		10	U		20	U		2.4	U		3	U	
N-PROPYLBENZENE		12	U		23	U		2.8	U		3.5	U	
O-XYLENE		12	U		23	U		2.8	U		3.5	U	
SEC-BUTYLBENZENE		11	U		22	U		2.6	U		3.2	U	
STYRENE		9.2	U		18	U		2.2	U		2.8	U	
TERT-AMYL METHYL ETHER		5.6	U		11	U		1.3	U		1.7	U	
TERT-BUTYLBENZENE		11	U		22	U		2.6	U		3.2	U	
TERTIARY-BUTYL ALCOHOL		320	UR	C	650	UR	C	78	UR	C	98	UR	C
TETRACHLOROETHENE		24	U		48	U		5.8	U		7.2	U	
TOLUENE		11	U		22	U		2.6	U		3.2	U	
TOTAL XYLENES		23	U		47	U		5.6	U		7	U	
TRANS-1,2-DICHLOROETHENE		16	U		32	J	P	6.6	J	P	4.9	J	P
TRANS-1,3-DICHLOROPROPENE		16	U		32	U		3.8	U		4.8	U	
TRICHLOROETHENE		2200			5800			690			860		
TRICHLOROFLUOROMETHANE		17	U		35	U		4.2	U		5.2	U	
VINYL ACETATE		16	U		32	U		3.8	U		4.8	U	
VINYL CHLORIDE		520			140	J	P	480			230		

PROJ_NO: 02298	NSAMPLE	MSA-DMW8S-090209			MSA-DMW9D-090209			MSA-DMW9I-090209			MSA-DMW9S-090209		
SDG: 9I02192	LAB_ID	A9I030186003			A9I030186002			A9I030186001			A9I030186004		
FRACTION: OV	SAMP_DATE	9/2/2009			9/2/2009			9/2/2009			9/2/2009		
MEDIA: WATER	QC_TYPE	NM			NM			NM			NM		
	UNITS	UG/L			UG/L			UG/L			UG/L		
	PCT_SOLIDS	0.0			0.0			0.0			0.0		
	DUP_OF												
PARAMETER		RESULT	VQL	QLCD	RESULT	VQL	QLCD	RESULT	VQL	QLCD	RESULT	VQL	QLCD
CARBON TETRACHLORIDE		0.13	U		16	U		23	J	P	220	U	
CHLOROBENZENE		0.15	U		19	U		12	U		250	U	
CHLORODIBROMOMETHANE		0.18	U		22	U		14	U		300	U	
CHLOROETHANE		0.29	U		36	UJ	C	22	U		480	U	
CHLOROFORM		0.16	U		270			13	J	P	270	U	
CHLOROMETHANE		0.3	U		38	U		23	U		500	U	
CIS-1,2-DICHLOROETHENE		1.2			480			2400			6600		
CIS-1,3-DICHLOROPROPENE		0.14	U		18	U		11	U		230	U	
DIBROMOMETHANE		0.28	U		35	U		22	U		470	U	
DICHLORODIFLUOROMETHANE		0.31	U		39	U		24	U		520	U	
DIISOPROPYL ETHER		1.5	U		190	U		120	U		2500	U	
ETHYL TERT-BUTYL ETHER		0.11	U		14	U		8.5	U		180	U	
ETHYLBENZENE		0.17	U		21	U		13	U		2100		
HEXACHLOROBUTADIENE		0.3	U		38	U		23	U		500	U	
ISOPROPYLBENZENE		0.13	U		16	U		10	U		220	U	
M+P-XYLENES		0.24	U		30	U		18	U		19000		
METHYL TERT-BUTYL ETHER		0.17	U		21	U		13	U		280	U	
METHYLENE CHLORIDE		0.33	U		41	U		25	U		550	U	
NAPHTHALENE		0.24	U		30	U		18	U		400	U	
N-BUTYLBENZENE		0.12	U		15	U		9.2	U		200	U	
N-PROPYLBENZENE		0.14	U		18	U		11	U		230	U	
O-XYLENE		0.14	U		18	U		11	U		1400	J	P
SEC-BUTYLBENZENE		0.13	U		16	U		10	U		220	U	
STYRENE		0.11	U		14	U		8.5	U		180	U	
TERT-AMYL METHYL ETHER		0.067	U		8.4	U		5.2	U		110	U	
TERT-BUTYLBENZENE		0.13	U		16	U		10	U		220	U	
TERTIARY-BUTYL ALCOHOL		3.9	UR	C	490	UR	C	300	UR	C	6500	UR	C
TETRACHLOROETHENE		0.29	U		36	U		22	U		480	U	
TOLUENE		0.13	U		16	U		10	U		6500		
TOTAL XYLENES		0.28	U		35	U		22	U		21000		
TRANS-1,2-DICHLOROETHENE		0.19	U		24	U		15	U		320	U	
TRANS-1,3-DICHLOROPROPENE		0.19	U		24	U		15	U		320	U	
TRICHLOROETHENE		0.36	J	P	4000			730			280	U	
TRICHLOROFLUOROMETHANE		0.21	U		26	U		16	U		350	U	
VINYL ACETATE		0.19	U		24	U		15	U		320	U	
VINYL CHLORIDE		0.22	U		35	J	P	2000			56000		

PROJ_NO: 02298	NSAMPLE	MSA-MW18I-090109			MSA-MW18S-090109			MSA-MW19D-090109			MSA-MW19I-090109		
SDG: 9I02192	LAB_ID	A9I020192007			A9I020192006			A9I020192004			A9I020192008		
FRACTION: OV	SAMP_DATE	9/1/2009			9/1/2009			9/1/2009			9/1/2009		
MEDIA: WATER	QC_TYPE	NM			NM			NM			NM		
	UNITS	UG/L			UG/L			UG/L			UG/L		
	PCT_SOLIDS	0.0			0.0			0.0			0.0		
	DUP_OF												
PARAMETER		RESULT	VQL	QLCD	RESULT	VQL	QLCD	RESULT	VQL	QLCD	RESULT	VQL	QLCD
CARBON TETRACHLORIDE		43	U		16	U		0.13	U		0.65	U	
CHLOROBENZENE		50	U		19	U		0.15	U		0.75	U	
CHLORODIBROMOMETHANE		60	U		22	U		0.18	U		0.9	U	
CHLOROETHANE		97	U		36	U		0.29	U		1.4	U	
CHLOROFORM		53	U		20	U		0.16	U		0.8	U	
CHLOROMETHANE		100	U		38	U		0.3	U		1.5	U	
CIS-1,2-DICHLOROETHENE		1100			370			0.17	U		150		
CIS-1,3-DICHLOROPROPENE		47	U		18	U		0.14	U		0.7	U	
DIBROMOMETHANE		93	U		35	U		0.28	U		1.4	U	
DICHLORODIFLUOROMETHANE		100	U		39	U		0.31	U		1.6	U	
DIISOPROPYL ETHER		500	U		190	U		1.5	U		7.5	U	
ETHYL TERT-BUTYL ETHER		37	U		14	U		0.11	U		0.55	U	
ETHYLBENZENE		57	U		21	U		0.17	U		0.85	U	
HEXACHLOROBUTADIENE		100	U		38	U		0.3	U		1.5	U	
ISOPROPYLBENZENE		43	U		16	U		0.13	U		0.65	U	
M+P-XYLENES		80	U		30	U		0.24	U		1.2	U	
METHYL TERT-BUTYL ETHER		57	U		21	U		0.17	U		0.85	U	
METHYLENE CHLORIDE		110	U		43	B	A	0.33	U		1.6	U	
NAPHTHALENE		80	U		30	U		0.24	U		1.2	U	
N-BUTYLBENZENE		40	U		15	U		0.12	U		0.6	U	
N-PROPYLBENZENE		47	U		18	U		0.14	U		0.7	U	
O-XYLENE		47	U		18	U		0.14	U		0.7	U	
SEC-BUTYLBENZENE		43	U		16	U		0.13	U		0.65	U	
STYRENE		37	U		14	U		0.11	U		0.55	U	
TERT-AMYL METHYL ETHER		22	U		8.4	U		0.067	U		0.34	U	
TERT-BUTYLBENZENE		43	U		16	U		0.13	U		0.65	U	
TERTIARY-BUTYL ALCOHOL		1300	UR	C	490	UR	C	3.9	UR	C	20	UR	C
TETRACHLOROETHENE		97	U		36	U		0.29	U		1.4	U	
TOLUENE		43	U		16	U		0.13	U		0.65	U	
TOTAL XYLENES		93	U		35	U		0.28	U		1.4	U	
TRANS-1,2-DICHLOROETHENE		63	U		24	U		0.19	U		1.2	J	P
TRANS-1,3-DICHLOROPROPENE		63	U		24	U		0.19	U		0.95	U	
TRICHLOROETHENE		12000			4000			3.7			120		
TRICHLOROFLUOROMETHANE		70	U		26	U		0.21	U		1	U	
VINYL ACETATE		63	U		24	U		0.19	U		0.95	U	
VINYL CHLORIDE		650			250			0.22	U		94		

PROJ_NO: 02298	NSAMPLE	MSA-MW24I-090109			MSA-MW24S-090109			MSA-MW30D-090109			TB-090109-01		
SDG: 9I02192	LAB_ID	A9I020192003			A9I020192002			A9I020192001			A9I020192005		
FRACTION: OV	SAMP_DATE	9/1/2009			9/1/2009			9/1/2009			9/1/2009		
MEDIA: WATER	QC_TYPE	NM			NM			NM			NM		
	UNITS	UG/L			UG/L			UG/L			UG/L		
	PCT_SOLIDS	0.0			0.0			0.0			0.0		
	DUP_OF												
PARAMETER		RESULT	VQL	QLCD	RESULT	VQL	QLCD	RESULT	VQL	QLCD	RESULT	VQL	QLCD
CARBON TETRACHLORIDE		0.37	J	P	0.13	U		0.13	U		0.13	U	
CHLOROBENZENE		0.21	U		0.15	U		0.15	U		0.15	U	
CHLORODIBROMOMETHANE		0.26	U		0.18	U		0.18	U		0.18	U	
CHLOROETHANE		0.41	U		0.29	U		0.29	U		0.29	U	
CHLOROFORM		0.55	J	P	0.16	U		0.16	U		0.16	U	
CHLOROMETHANE		0.43	U		0.3	U		0.3	U		0.3	U	
CIS-1,2-DICHLOROETHENE		0.24	U		0.17	U		0.17	U		0.17	U	
CIS-1,3-DICHLOROPROPENE		0.2	U		0.14	U		0.14	U		0.14	U	
DIBROMOMETHANE		0.4	U		0.28	U		0.28	U		0.28	U	
DICHLORODIFLUOROMETHANE		0.44	U		0.31	U		0.31	U		0.31	U	
DIISOPROPYL ETHER		2.1	U		1.5	U		1.5	U		1.5	U	
ETHYL TERT-BUTYL ETHER		0.16	U		0.11	U		0.11	U		0.11	U	
ETHYLBENZENE		0.24	U		0.17	U		0.17	U		0.17	U	
HEXACHLOROBUTADIENE		0.43	U		0.3	U		0.3	U		0.3	U	
ISOPROPYLBENZENE		0.19	U		0.13	U		0.13	U		0.13	U	
M+P-XYLENES		0.34	U		0.24	U		0.24	U		0.24	U	
METHYL TERT-BUTYL ETHER		0.24	U		0.17	U		0.17	U		0.17	U	
METHYLENE CHLORIDE		0.47	U		0.33	U		0.33	U		0.33	U	
NAPHTHALENE		0.34	U		0.24	U		0.24	U		0.24	U	
N-BUTYLBENZENE		0.17	U		0.12	U		0.12	U		0.12	U	
N-PROPYLBENZENE		0.2	U		0.14	U		0.14	U		0.14	U	
O-XYLENE		0.2	U		0.14	U		0.14	U		0.14	U	
SEC-BUTYLBENZENE		0.19	U		0.13	U		0.13	U		0.13	U	
STYRENE		0.16	U		0.11	U		0.11	U		0.11	U	
TERT-AMYL METHYL ETHER		0.096	U		0.067	U		0.067	U		0.067	U	
TERT-BUTYLBENZENE		0.19	U		0.13	U		0.13	U		0.13	U	
TERTIARY-BUTYL ALCOHOL		5.6	UR	C	3.9	UR	C	3.9	UR	C	3.9	UR	C
TETRACHLOROETHENE		0.41	U		0.29	U		0.29	U		0.29	U	
TOLUENE		0.19	U		0.13	U		0.13	U		0.13	U	
TOTAL XYLENES		0.4	U		0.28	U		0.28	U		0.28	U	
TRANS-1,2-DICHLOROETHENE		0.27	U		0.19	U		0.19	U		0.19	U	
TRANS-1,3-DICHLOROPROPENE		0.27	U		0.19	U		0.19	U		0.19	U	
TRICHLOROETHENE		54			0.17	U		0.17	U		0.17	U	
TRICHLOROFLUOROMETHANE		0.3	U		0.21	U		0.21	U		0.21	U	
VINYL ACETATE		0.27	U		0.19	U		0.19	U		0.19	U	
VINYL CHLORIDE		0.31	U		0.22	U		0.22	U		0.22	U	

PROJ_NO: 02298	NSAMPLE	TB-090109-02			TB-090209		
SDG: 9I02192	LAB_ID	A9I020192009			A9I030186007		
FRACTION: OV	SAMP_DATE	9/1/2009			9/2/2009		
MEDIA: WATER	QC_TYPE	NM			NM		
	UNITS	UG/L			UG/L		
	PCT_SOLIDS	0.0			0.0		
	DUP_OF						
PARAMETER		RESULT	VQL	QLCD	RESULT	VQL	QLCD
CARBON TETRACHLORIDE		0.13	U		0.13	U	
CHLOROBENZENE		0.15	U		0.15	U	
CHLORODIBROMOMETHANE		0.18	U		0.18	U	
CHLOROETHANE		0.29	U		0.29	U	
CHLOROFORM		0.16	U		0.16	U	
CHLOROMETHANE		0.3	U		0.3	U	
CIS-1,2-DICHLOROETHENE		0.17	U		0.17	U	
CIS-1,3-DICHLOROPROPENE		0.14	U		0.14	U	
DIBROMOMETHANE		0.28	U		0.28	U	
DICHLORODIFLUOROMETHANE		0.31	U		0.31	U	
DIISOPROPYL ETHER		1.5	U		1.5	U	
ETHYL TERT-BUTYL ETHER		0.11	U		0.11	U	
ETHYLBENZENE		0.17	U		0.17	U	
HEXACHLOROBUTADIENE		0.3	U		0.3	U	
ISOPROPYLBENZENE		0.13	U		0.13	U	
M+P-XYLENES		0.24	U		0.24	U	
METHYL TERT-BUTYL ETHER		0.17	U		0.17	U	
METHYLENE CHLORIDE		0.33	U		0.33	U	
NAPHTHALENE		0.24	U		0.24	U	
N-BUTYLBENZENE		0.12	U		0.12	U	
N-PROPYLBENZENE		0.14	U		0.14	U	
O-XYLENE		0.14	U		0.14	U	
SEC-BUTYLBENZENE		0.13	U		0.13	U	
STYRENE		0.11	U		0.11	U	
TERT-AMYL METHYL ETHER		0.067	U		0.067	U	
TERT-BUTYLBENZENE		0.13	U		0.13	U	
TERTIARY-BUTYL ALCOHOL		3.9	UR	C	3.9	UR	C
TETRACHLOROETHENE		0.29	U		0.29	U	
TOLUENE		0.13	U		1		
TOTAL XYLENES		0.28	U		0.28	U	
TRANS-1,2-DICHLOROETHENE		0.19	U		0.19	U	
TRANS-1,3-DICHLOROPROPENE		0.19	U		0.19	U	
TRICHLOROETHENE		0.17	U		0.17	U	
TRICHLOROFLUOROMETHANE		0.21	U		0.21	U	
VINYL ACETATE		0.19	U		0.19	U	
VINYL CHLORIDE		0.22	U		0.22	U	

PROJ_NO: 02298	NSAMPLE	MSA-DMW2S-090109			MSA-DMW4I-090109			MSA-DMW8D-090209			MSA-DMW8I-090209		
SDG: 9I02192	LAB_ID	ISI0872-09			ISI0872-08			ISI0876-06			ISI0876-05		
FRACTION: OVSIM	SAMP_DATE	9/1/2009			9/1/2009			9/2/2009			9/2/2009		
MEDIA: WATER	QC_TYPE	NM			NM			NM			NM		
	UNITS	UG/L			UG/L			UG/L			UG/L		
	PCT_SOLIDS	0.0			0.0			0.0			0.0		
	DUP_OF												
PARAMETER		RESULT	VQL	QLCD	RESULT	VQL	QLCD	RESULT	VQL	QLCD	RESULT	VQL	QLCD
1,4-DIOXANE		250			120			100	J	C	140	J	C

PROJ_NO: 02298	NSAMPLE	MSA-DMW8S-090209			MSA-DMW9D-090209			MSA-DMW9I-090209			MSA-DMW9S-090209		
SDG: 9I02192	LAB_ID	ISI0876-03			ISI0876-02			ISI0876-01			ISI0876-04		
FRACTION: OVSIM	SAMP_DATE	9/2/2009			9/2/2009			9/2/2009			9/2/2009		
MEDIA: WATER	QC_TYPE	NM			NM			NM			NM		
	UNITS	UG/L			UG/L			UG/L			UG/L		
	PCT_SOLIDS	0.0			0.0			0.0			0.0		
	DUP_OF												
PARAMETER		RESULT	VQL	QLCD	RESULT	VQL	QLCD	RESULT	VQL	QLCD	RESULT	VQL	QLCD
1,4-DIOXANE		31	J	C	140	J	C	250	J	C	78	J	C

PROJ_NO: 02298	NSAMPLE	MSA-MW18I-090109			MSA-MW18S-090109			MSA-MW19D-090109			MSA-MW19I-090109		
SDG: 9I02192	LAB_ID	ISI0872-06			ISI0872-05			ISI0872-04			ISI0872-07		
FRACTION: OVSIM	SAMP_DATE	9/1/2009			9/1/2009			9/1/2009			9/1/2009		
MEDIA: WATER	QC_TYPE	NM			NM			NM			NM		
	UNITS	UG/L			UG/L			UG/L			UG/L		
	PCT_SOLIDS	0.0			0.0			0.0			0.0		
	DUP_OF												
PARAMETER		RESULT	VQL	QLCD	RESULT	VQL	QLCD	RESULT	VQL	QLCD	RESULT	VQL	QLCD
1,4-DIOXANE		350			150			1	UJ	C	33		

PROJ_NO: 02298	NSAMPLE	MSA-MW24I-090109			MSA-MW24S-090109			MSA-MW30D-090109		
SDG: 9I02192	LAB_ID	ISI0872-03			ISI0872-02			ISI0872-01		
FRACTION: OVSIM	SAMP_DATE	9/1/2009			9/1/2009			9/1/2009		
MEDIA: WATER	QC_TYPE	NM			NM			NM		
	UNITS	UG/L			UG/L			UG/L		
	PCT_SOLIDS	0.0			0.0			0.0		
	DUP_OF									
PARAMETER		RESULT	VQL	QLCD	RESULT	VQL	QLCD	RESULT	VQL	QLCD
1,4-DIOXANE		1	UJ	C	3	J	C	1	UJ	C

PROJ_NO: 02298	NSAMPLE	MSA-DMW4I-090109			MSA-MW18I-090109			MSA-MW18S-090109		
SDG: 9I02192	LAB_ID	A9I020192010			A9I020192007			A9I020192006		
FRACTION: OVG	SAMP_DATE	9/1/2009			9/1/2009			9/1/2009		
MEDIA: WATER	QC_TYPE	NM			NM			NM		
	UNITS	UG/L			UG/L			UG/L		
	PCT_SOLIDS	0.0			0.0			0.0		
	DUP_OF									
PARAMETER		RESULT	VQL	QLCD	RESULT	VQL	QLCD	RESULT	VQL	QLCD
ETHANE		0.27	U		2.7			0.95		
ETHENE		4.3			26			8		
METHANE		53			390			230		

PROJ_NO: 02298	NSAMPLE	MSA-DMW8S-090209			MSA-DMW9S-090209			MSA-MW18S-090109			MSA-MW24S-090109		
SDG: 9I02192	LAB_ID	A9I030186003			A9I030186004			A9I020192006			A9I020192002		
FRACTION: PET	SAMP_DATE	9/2/2009			9/2/2009			9/1/2009			9/1/2009		
MEDIA: WATER	QC_TYPE	NM			NM			NM			NM		
	UNITS	UG/L			UG/L			UG/L			UG/L		
	PCT_SOLIDS	0.0			0.0			0.0			0.0		
	DUP_OF												
PARAMETER		RESULT	VQL	QLCD	RESULT	VQL	QLCD	RESULT	VQL	QLCD	RESULT	VQL	QLCD
DIESEL RANGE ORGANICS		840	B	A	680			320	B	A	190	B	A
GASOLINE RANGE ORGANICS		28	UJ	C	70000			1700	J	D	36	J	CP

Appendix B

Results as Reported by the Laboratory

Tetra Tech NUS, Inc

Client Sample ID: MSA-DMW2S-090109

GC/MS Volatiles

Lot-Sample #...: A9I020192-011 **Work Order #...:** LJ7KN1AM **Matrix.....:** WG
Date Sampled...: 09/01/09 16:35 **Date Received..:** 09/02/09
Prep Date.....: 09/11/09 **Analysis Date..:** 09/11/09
Prep Batch #...: 9257312
Dilution Factor: 83.33 **Initial Wgt/Vol:** 5 mL **Final Wgt/Vol..:** 5 mL
Method.....: SW846 8260B

PARAMETER	RESULT	REPORTING LIMIT	UNITS	MDL
Dibromochloromethane	ND	83	ug/L	15
1,2-Dibromo-3-chloro-propane	ND	170	ug/L	56
2-Chloroethyl vinyl ether	ND	420	ug/L	82
2-Chlorotoluene	ND	83	ug/L	9.2
4-Chlorotoluene	ND	83	ug/L	15
1,2-Dibromoethane	ND	83	ug/L	20
Dibromomethane	ND	83	ug/L	23
1,2-Dichlorobenzene	ND	83	ug/L	11
Acetone	ND	420	ug/L	92
Bromobenzene	ND	83	ug/L	11
Bromochloromethane	ND	83	ug/L	24
Bromodichloromethane	ND	83	ug/L	12
2-Butanone	ND	420	ug/L	47
n-Butylbenzene	ND	83	ug/L	10
sec-Butylbenzene	ND	83	ug/L	11
tert-Butylbenzene	ND	83	ug/L	11
Carbon disulfide	ND	83	ug/L	11
1,3-Dichlorobenzene	ND	83	ug/L	12
1,4-Dichlorobenzene	ND	83	ug/L	11
Dichlorodifluoromethane	ND	83	ug/L	26
cis-1,2-Dichloroethene	**970**	**83**	**ug/L**	**14**
trans-1,2-Dichloroethene	ND	83	ug/L	16
1,3-Dichloropropane	ND	83	ug/L	13
2,2-Dichloropropane	ND	83	ug/L	11
1,1-Dichloropropene	ND	83	ug/L	11
Trichlorofluoromethane	ND	83	ug/L	17
Hexachlorobutadiene	ND	83	ug/L	25
2-Hexanone	ND	420	ug/L	34
Isopropylbenzene	ND	83	ug/L	11
p-Isopropyltoluene	ND	83	ug/L	10
tert-Butyl alcohol	ND	1700	ug/L	320
4-Methyl-2-pentanone	ND	420	ug/L	27
Naphthalene	ND	83	ug/L	20
n-Propylbenzene	ND	83	ug/L	12
Styrene	ND	83	ug/L	9.2
1,1,1,2-Tetrachloroethane	ND	83	ug/L	19
1,2,3-Trichlorobenzene	ND	83	ug/L	14

(Continued on next page)

Tetra Tech NUS, Inc

Client Sample ID: MSA-DMW2S-090109

GC/MS Volatiles

Lot-Sample #...: A9I020192-011 **Work Order #...:** LJ7KN1AM **Matrix.....:** WG

PARAMETER	RESULT	REPORTING LIMIT	UNITS	MDL
1,2,4-Trichloro-benzene	ND	83	ug/L	12
1,2,3-Trichloropropane	ND	83	ug/L	36
1,1,2-Trichloro-1,2,2-trifluoroethane	ND	83	ug/L	23
1,2,4-Trimethylbenzene	ND	83	ug/L	10
Vinyl acetate	ND	170	ug/L	16
o-Xylene	ND	83	ug/L	12
Xylenes (total)	ND	170	ug/L	23
Methyl tert-butyl ether	ND	420	ug/L	14
m-Xylene & p-Xylene	ND	170	ug/L	20
1,2,3-Trimethylbenzene	ND	420	ug/L	0.49
Diisopropyl Ether (DIPE)	ND	420	ug/L	120
Ethyl-t-Butyl Ether (ETBE)	ND	420	ug/L	9.2
Tert-amyl methyl ether (TAME)	ND	420	ug/L	5.6
Benzene	ND	83	ug/L	11
Bromoform	ND	83	ug/L	53
Bromomethane	ND	83	ug/L	34
Carbon tetrachloride	ND	83	ug/L	11
Chlorobenzene	ND	83	ug/L	12
Chloroethane	ND	83	ug/L	24
Chloroform	ND	83	ug/L	13
Chloromethane	ND	83	ug/L	25
1,1-Dichloroethane	ND	83	ug/L	12
1,2-Dichloroethane	**18 J**	**83**	**ug/L**	**18**
1,1-Dichloroethene	ND	83	ug/L	16
1,2-Dichloropropane	ND	83	ug/L	15
cis-1,3-Dichloropropene	ND	83	ug/L	12
trans-1,3-Dichloropropene	ND	83	ug/L	16
Ethylbenzene	ND	83	ug/L	14
Methylene chloride	ND	83	ug/L	27
1,1,2,2-Tetrachloroethane	ND	83	ug/L	15
Tetrachloroethene	ND	83	ug/L	24
Toluene	ND	83	ug/L	11
1,1,1-Trichloroethane	ND	83	ug/L	18
Trichloroethene	**2200**	**83**	**ug/L**	**14**
Vinyl chloride	**520**	**83**	**ug/L**	**18**

SURROGATE	PERCENT RECOVERY	RECOVERY LIMITS
Dibromofluoromethane	94	(73 - 122)
1,2-Dichloroethane-d4	93	(61 - 128)
Toluene-d8	93	(76 - 110)
4-Bromofluorobenzene	84	(74 - 116)

NOTE(S):

J Estimated result. Result is less than RL.

Tetra Tech NUS, Inc

Client Sample ID: MSA-DMW4I-090109

GC/MS Volatiles

Lot-Sample #...: A9I020192-010 **Work Order #...:** LJ7KK1AM **Matrix.....:** WG
Date Sampled...: 09/01/09 15:23 **Date Received..:** 09/02/09
Prep Date.....: 09/11/09 **Analysis Date..:** 09/11/09
Prep Batch #...: 9257312
Dilution Factor: 166.67 **Initial Wgt/Vol:** 5 mL **Final Wgt/Vol..:** 5 mL
Method.....: SW846 8260B

PARAMETER	RESULT	REPORTING LIMIT	UNITS	MDL
Acetone	ND	830	ug/L	180
Bromobenzene	ND	170	ug/L	22
Bromochloromethane	ND	170	ug/L	48
Bromodichloromethane	ND	170	ug/L	25
2-Butanone	ND	830	ug/L	95
n-Butylbenzene	ND	170	ug/L	20
sec-Butylbenzene	ND	170	ug/L	22
tert-Butylbenzene	ND	170	ug/L	22
Carbon disulfide	ND	170	ug/L	22
Dibromochloromethane	ND	170	ug/L	30
1,2-Dibromo-3-chloro-propane	ND	330	ug/L	110
2-Chloroethyl vinyl ether	ND	830	ug/L	170
2-Chlorotoluene	ND	170	ug/L	18
4-Chlorotoluene	ND	170	ug/L	30
1,2-Dibromoethane	ND	170	ug/L	40
Dibromomethane	ND	170	ug/L	47
1,2-Dichlorobenzene	ND	170	ug/L	22
1,3-Dichlorobenzene	ND	170	ug/L	23
1,4-Dichlorobenzene	ND	170	ug/L	22
Dichlorodifluoromethane	ND	170	ug/L	52
cis-1,2-Dichloroethene	**2100**	**170**	**ug/L**	**28**
trans-1,2-Dichloroethene	**32 J**	**170**	**ug/L**	**32**
1,3-Dichloropropane	ND	170	ug/L	27
2,2-Dichloropropane	ND	170	ug/L	22
1,1-Dichloropropene	ND	170	ug/L	22
Trichlorofluoromethane	ND	170	ug/L	35
Hexachlorobutadiene	ND	170	ug/L	50
2-Hexanone	ND	830	ug/L	68
Isopropylbenzene	ND	170	ug/L	22
p-Isopropyltoluene	ND	170	ug/L	20
tert-Butyl alcohol	ND	3300	ug/L	650
4-Methyl-2-pentanone	ND	830	ug/L	53
Naphthalene	ND	170	ug/L	40
n-Propylbenzene	ND	170	ug/L	23
Styrene	ND	170	ug/L	18
1,1,1,2-Tetrachloroethane	ND	170	ug/L	38
1,2,3-Trichlorobenzene	ND	170	ug/L	28

(Continued on next page)

Tetra Tech NUS, Inc

Client Sample ID: MSA-DMW4I-090109

GC/MS Volatiles

Lot-Sample #...: A9I020192-010 **Work Order #...:** LJ7KK1AM **Matrix.....:** WG

PARAMETER	RESULT	REPORTING LIMIT	UNITS	MDL
1,2,4-Trichloro-benzene	ND	170	ug/L	25
1,2,3-Trichloropropane	ND	170	ug/L	72
1,1,2-Trichloro-1,2,2-trifluoroethane	ND	170	ug/L	47
1,2,4-Trimethylbenzene	ND	170	ug/L	20
Vinyl acetate	ND	330	ug/L	32
o-Xylene	ND	170	ug/L	23
Xylenes (total)	ND	330	ug/L	47
Methyl tert-butyl ether	ND	830	ug/L	28
m-Xylene & p-Xylene	ND	330	ug/L	40
1,2,3-Trimethylbenzene	ND	830	ug/L	0.98
Diisopropyl Ether (DIPE)	ND	830	ug/L	250
Ethyl-t-Butyl Ether (ETBE)	ND	830	ug/L	18
Tert-amyl methyl ether (TAME)	ND	830	ug/L	11
Benzene	ND	170	ug/L	22
Bromoform	ND	170	ug/L	110
Bromomethane	ND	170	ug/L	68
Carbon tetrachloride	ND	170	ug/L	22
Chlorobenzene	ND	170	ug/L	25
Chloroethane	ND	170	ug/L	48
Chloroform	ND	170	ug/L	27
Chloromethane	ND	170	ug/L	50
1,1-Dichloroethane	ND	170	ug/L	25
1,2-Dichloroethane	ND	170	ug/L	37
1,1-Dichloroethene	**83 J**	**170**	**ug/L**	**32**
1,2-Dichloropropane	ND	170	ug/L	30
cis-1,3-Dichloropropene	ND	170	ug/L	23
trans-1,3-Dichloropropene	ND	170	ug/L	32
Ethylbenzene	ND	170	ug/L	28
Methylene chloride	ND	170	ug/L	55
1,1,2,2-Tetrachloroethane	ND	170	ug/L	30
Tetrachloroethene	ND	170	ug/L	48
Toluene	ND	170	ug/L	22
1,1,1-Trichloroethane	**68 J**	**170**	**ug/L**	**37**
Trichloroethene	**5800**	**170**	**ug/L**	**28**
Vinyl chloride	**140 J**	**170**	**ug/L**	**37**

SURROGATE	PERCENT RECOVERY	RECOVERY LIMITS
Dibromofluoromethane	94	(73 - 122)
1,2-Dichloroethane-d4	91	(61 - 128)
Toluene-d8	93	(76 - 110)
4-Bromofluorobenzene	83	(74 - 116)

NOTE(S):

J Estimated result. Result is less than RL.

Tetra Tech NUS, Inc

Client Sample ID: MSA-DMW8D-090209

GC/MS Volatiles

Lot-Sample #...: A9I030186-006 **Work Order #...:** LJ9N61AM **Matrix.....:** WG
Date Sampled...: 09/02/09 15:15 **Date Received..:** 09/03/09
Prep Date.....: 09/11/09 **Analysis Date..:** 09/11/09
Prep Batch #...: 9257312
Dilution Factor: 20 **Initial Wgt/Vol:** 5 mL **Final Wgt/Vol..:** 5 mL
Method.....: SW846 8260B

PARAMETER	RESULT	REPORTING LIMIT	UNITS	MDL
m-Xylene & p-Xylene	ND	40	ug/L	4.8
1,2,3-Trimethylbenzene	ND	100	ug/L	0.12
Diisopropyl Ether (DIPE)	ND	100	ug/L	30
Ethyl-t-Butyl Ether (ETBE)	ND	100	ug/L	2.2
Tert-amyl methyl ether (TAME)	ND	100	ug/L	1.3
Acetone	ND	100	ug/L	22
Bromobenzene	ND	20	ug/L	2.6
Bromochloromethane	ND	20	ug/L	5.8
Bromodichloromethane	ND	20	ug/L	3.0
2-Butanone	ND	100	ug/L	11
n-Butylbenzene	ND	20	ug/L	2.4
sec-Butylbenzene	ND	20	ug/L	2.6
tert-Butylbenzene	ND	20	ug/L	2.6
Carbon disulfide	ND	20	ug/L	2.6
Dibromochloromethane	ND	20	ug/L	3.6
1,2-Dibromo-3-chloro-propane	ND	40	ug/L	13
2-Chloroethyl vinyl ether	ND	100	ug/L	20
2-Chlorotoluene	ND	20	ug/L	2.2
4-Chlorotoluene	ND	20	ug/L	3.6
1,2-Dibromoethane	ND	20	ug/L	4.8
Dibromomethane	ND	20	ug/L	5.6
1,2-Dichlorobenzene	ND	20	ug/L	2.6
1,3-Dichlorobenzene	ND	20	ug/L	2.8
1,4-Dichlorobenzene	ND	20	ug/L	2.6
Dichlorodifluoromethane	ND	20	ug/L	6.2
cis-1,2-Dichloroethene	**570**	**20**	**ug/L**	**3.4**
trans-1,2-Dichloroethene	**6.6 J**	**20**	**ug/L**	**3.8**
1,3-Dichloropropane	ND	20	ug/L	3.2
2,2-Dichloropropane	ND	20	ug/L	2.6
1,1-Dichloropropene	ND	20	ug/L	2.6
Trichlorofluoromethane	ND	20	ug/L	4.2
Hexachlorobutadiene	ND	20	ug/L	6.0
2-Hexanone	ND	100	ug/L	8.2
Isopropylbenzene	ND	20	ug/L	2.6
p-Isopropyltoluene	ND	20	ug/L	2.4
tert-Butyl alcohol	ND	400	ug/L	78
4-Methyl-2-pentanone	ND	100	ug/L	6.4

(Continued on next page)

Tetra Tech NUS, Inc

Client Sample ID: MSA-DMW8D-090209

GC/MS Volatiles

Lot-Sample #...: A9I030186-006 **Work Order #...:** LJ9N61AM **Matrix.....:** WG

PARAMETER	RESULT	REPORTING LIMIT	UNITS	MDL
Naphthalene	ND	20	ug/L	4.8
n-Propylbenzene	ND	20	ug/L	2.8
Styrene	ND	20	ug/L	2.2
1,1,1,2-Tetrachloroethane	ND	20	ug/L	4.6
1,2,3-Trichlorobenzene	ND	20	ug/L	3.4
1,2,4-Trichloro-benzene	ND	20	ug/L	3.0
1,2,3-Trichloropropane	ND	20	ug/L	8.6
1,1,2-Trichloro-1,2,2-trifluoroethane	ND	20	ug/L	5.6
1,2,4-Trimethylbenzene	ND	20	ug/L	2.4
Vinyl acetate	ND	40	ug/L	3.8
o-Xylene	ND	20	ug/L	2.8
Xylenes (total)	ND	40	ug/L	5.6
Methyl tert-butyl ether	ND	100	ug/L	3.4
Benzene	ND	20	ug/L	2.6
Bromoform	ND	20	ug/L	13
Bromomethane	ND	20	ug/L	8.2
Carbon tetrachloride	ND	20	ug/L	2.6
Chlorobenzene	ND	20	ug/L	3.0
Chloroethane	ND	20	ug/L	5.8
Chloroform	ND	20	ug/L	3.2
Chloromethane	ND	20	ug/L	6.0
1,1-Dichloroethane	ND	20	ug/L	3.0
1,2-Dichloroethane	**5.3 J**	**20**	**ug/L**	**4.4**
1,1-Dichloroethene	**5.6 J**	**20**	**ug/L**	**3.8**
1,2-Dichloropropane	ND	20	ug/L	3.6
cis-1,3-Dichloropropene	ND	20	ug/L	2.8
trans-1,3-Dichloropropene	ND	20	ug/L	3.8
Ethylbenzene	ND	20	ug/L	3.4
Methylene chloride	**24 B**	**20**	**ug/L**	**6.6**
1,1,2,2-Tetrachloroethane	ND	20	ug/L	3.6
Tetrachloroethene	ND	20	ug/L	5.8
Toluene	ND	20	ug/L	2.6
1,1,1-Trichloroethane	ND	20	ug/L	4.4
Trichloroethene	**690**	**20**	**ug/L**	**3.4**
Vinyl chloride	**480**	**20**	**ug/L**	**4.4**

SURROGATE	PERCENT RECOVERY	RECOVERY LIMITS
Dibromofluoromethane	95	(73 - 122)
1,2-Dichloroethane-d4	93	(61 - 128)
Toluene-d8	92	(76 - 110)
4-Bromofluorobenzene	78	(74 - 116)

(Continued on next page)

Tetra Tech NUS, Inc

Client Sample ID: MSA-DMW8D-090209

GC/MS Volatiles

Lot-Sample #...: A9I030186-006 Work Order #...: LJ9N61AM Matrix.....: WG

NOTE(S):

J Estimated result. Result is less than RL.

B Method blank contamination. The associated method blank contains the target analyte at a reportable level.

Tetra Tech NUS, Inc

Client Sample ID: MSA-DMW8I-090209

GC/MS Volatiles

Lot-Sample #...: A9I030186-005 **Work Order #...:** LJ9N41AM **Matrix.....:** WG
Date Sampled...: 09/02/09 14:05 **Date Received..:** 09/03/09
Prep Date.....: 09/14/09 **Analysis Date..:** 09/14/09
Prep Batch #...: 9258258
Dilution Factor: 25 **Initial Wgt/Vol:** 5 mL **Final Wgt/Vol..:** 5 mL
Method.....: SW846 8260B

PARAMETER	RESULT	REPORTING LIMIT	UNITS	MDL
Acetone	ND	120	ug/L	28
Bromobenzene	ND	25	ug/L	3.2
Bromochloromethane	ND	25	ug/L	7.2
Bromodichloromethane	ND	25	ug/L	3.8
2-Butanone	ND	120	ug/L	14
n-Butylbenzene	ND	25	ug/L	3.0
sec-Butylbenzene	ND	25	ug/L	3.2
tert-Butylbenzene	ND	25	ug/L	3.2
Carbon disulfide	ND	25	ug/L	3.2
Dibromochloromethane	ND	25	ug/L	4.5
1,2-Dibromo-3-chloro-propane	ND	50	ug/L	17
2-Chloroethyl vinyl ether	ND	120	ug/L	25
2-Chlorotoluene	ND	25	ug/L	2.8
4-Chlorotoluene	ND	25	ug/L	4.5
1,2-Dibromoethane	ND	25	ug/L	6.0
Dibromomethane	ND	25	ug/L	7.0
1,2-Dichlorobenzene	ND	25	ug/L	3.2
1,3-Dichlorobenzene	ND	25	ug/L	3.5
1,4-Dichlorobenzene	ND	25	ug/L	3.2
Dichlorodifluoromethane	ND	25	ug/L	7.8
cis-1,2-Dichloroethene	**630**	**25**	**ug/L**	**4.2**
trans-1,2-Dichloroethene	**4.9 J**	**25**	**ug/L**	**4.8**
1,3-Dichloropropane	ND	25	ug/L	4.0
2,2-Dichloropropane	ND	25	ug/L	3.2
1,1-Dichloropropene	ND	25	ug/L	3.2
Trichlorofluoromethane	ND	25	ug/L	5.2
Hexachlorobutadiene	ND	25	ug/L	7.5
2-Hexanone	ND	120	ug/L	10
Isopropylbenzene	ND	25	ug/L	3.2
p-Isopropyltoluene	ND	25	ug/L	3.0
tert-Butyl alcohol	ND	500	ug/L	98
4-Methyl-2-pentanone	ND	120	ug/L	8.0
Naphthalene	ND	25	ug/L	6.0
n-Propylbenzene	ND	25	ug/L	3.5
Styrene	ND	25	ug/L	2.8
1,1,1,2-Tetrachloroethane	ND	25	ug/L	5.8
1,2,3-Trichlorobenzene	ND	25	ug/L	4.2

(Continued on next page)

Tetra Tech NUS, Inc

Client Sample ID: MSA-DMW8I-090209

GC/MS Volatiles

Lot-Sample #...: A9I030186-005 **Work Order #...:** LJ9N41AM **Matrix.....:** WG

PARAMETER	RESULT	REPORTING LIMIT	UNITS	MDL
1,2,4-Trichloro-benzene	ND	25	ug/L	3.8
1,2,3-Trichloropropane	ND	25	ug/L	11
1,1,2-Trichloro-1,2,2-trifluoroethane	ND	25	ug/L	7.0
1,2,4-Trimethylbenzene	ND	25	ug/L	3.0
Vinyl acetate	ND	50	ug/L	4.8
o-Xylene	ND	25	ug/L	3.5
Xylenes (total)	ND	50	ug/L	7.0
Methyl tert-butyl ether	ND	120	ug/L	4.2
m-Xylene & p-Xylene	ND	50	ug/L	6.0
1,2,3-Trimethylbenzene	ND	120	ug/L	0.15
Diisopropyl Ether (DIPE)	ND	120	ug/L	38
Ethyl-t-Butyl Ether (ETBE)	ND	120	ug/L	2.8
Tert-amyl methyl ether (TAME)	ND	120	ug/L	1.7
Benzene	ND	25	ug/L	3.2
Bromoform	ND	25	ug/L	16
Bromomethane	ND	25	ug/L	10
Carbon tetrachloride	ND	25	ug/L	3.2
Chlorobenzene	ND	25	ug/L	3.8
Chloroethane	ND	25	ug/L	7.2
Chloroform	**4.6 J**	**25**	**ug/L**	**4.0**
Chloromethane	ND	25	ug/L	7.5
1,1-Dichloroethane	ND	25	ug/L	3.8
1,2-Dichloroethane	**9.1 J**	**25**	**ug/L**	**5.5**
1,1-Dichloroethene	**6.8 J**	**25**	**ug/L**	**4.8**
1,2-Dichloropropane	ND	25	ug/L	4.5
cis-1,3-Dichloropropene	ND	25	ug/L	3.5
trans-1,3-Dichloropropene	ND	25	ug/L	4.8
Ethylbenzene	ND	25	ug/L	4.2
Methylene chloride	**16 J,B**	**25**	**ug/L**	**8.2**
1,1,2,2-Tetrachloroethane	ND	25	ug/L	4.5
Tetrachloroethene	ND	25	ug/L	7.2
Toluene	ND	25	ug/L	3.2
1,1,1-Trichloroethane	ND	25	ug/L	5.5
Trichloroethene	**860**	**25**	**ug/L**	**4.2**
Vinyl chloride	**230**	**25**	**ug/L**	**5.5**

SURROGATE	PERCENT RECOVERY	RECOVERY LIMITS
Dibromofluoromethane	93	(73 - 122)
1,2-Dichloroethane-d4	91	(61 - 128)
Toluene-d8	94	(76 - 110)
4-Bromofluorobenzene	74	(74 - 116)

(Continued on next page)

Tetra Tech NUS, Inc

Client Sample ID: MSA-DMW8I-090209

GC/MS Volatiles

Lot-Sample #...: A9I030186-005 Work Order #...: LJ9N41AM Matrix.....: WG

NOTE(S):

J Estimated result. Result is less than RL.

B Method blank contamination. The associated method blank contains the target analyte at a reportable level.

Tetra Tech NUS, Inc

Client Sample ID: MSA-DMW8S-090209

GC/MS Volatiles

Lot-Sample #...: A9I030186-003 **Work Order #...:** LJ9N11AA **Matrix.....:** WG
Date Sampled...: 09/02/09 14:04 **Date Received..:** 09/03/09
Prep Date.....: 09/15/09 **Analysis Date..:** 09/15/09
Prep Batch #...: 9259176
Dilution Factor: 1 **Initial Wgt/Vol:** 5 mL **Final Wgt/Vol..:** 5 mL
Method.....: SW846 8260B

PARAMETER	RESULT	REPORTING LIMIT	UNITS	MDL
Acetone	**2.4 J**	**5.0**	**ug/L**	**1.1**
Bromobenzene	ND	1.0	ug/L	0.13
Bromochloromethane	ND	1.0	ug/L	0.29
Bromodichloromethane	ND	1.0	ug/L	0.15
2-Butanone	ND	5.0	ug/L	0.57
n-Butylbenzene	ND	1.0	ug/L	0.12
sec-Butylbenzene	ND	1.0	ug/L	0.13
tert-Butylbenzene	ND	1.0	ug/L	0.13
Carbon disulfide	ND	1.0	ug/L	0.13
Dibromochloromethane	ND	1.0	ug/L	0.18
1,2-Dibromo-3-chloro-propane	ND	2.0	ug/L	0.67
2-Chloroethyl vinyl ether	ND	5.0	ug/L	0.99
2-Chlorotoluene	ND	1.0	ug/L	0.11
4-Chlorotoluene	ND	1.0	ug/L	0.18
1,2-Dibromoethane	ND	1.0	ug/L	0.24
Dibromomethane	ND	1.0	ug/L	0.28
1,2-Dichlorobenzene	ND	1.0	ug/L	0.13
1,3-Dichlorobenzene	ND	1.0	ug/L	0.14
1,4-Dichlorobenzene	ND	1.0	ug/L	0.13
Dichlorodifluoromethane	ND	1.0	ug/L	0.31
cis-1,2-Dichloroethene	**1.2**	**1.0**	**ug/L**	**0.17**
trans-1,2-Dichloroethene	ND	1.0	ug/L	0.19
1,3-Dichloropropane	ND	1.0	ug/L	0.16
2,2-Dichloropropane	ND	1.0	ug/L	0.13
1,1-Dichloropropene	ND	1.0	ug/L	0.13
Trichlorofluoromethane	ND	1.0	ug/L	0.21
Hexachlorobutadiene	ND	1.0	ug/L	0.30
2-Hexanone	ND	5.0	ug/L	0.41
Isopropylbenzene	ND	1.0	ug/L	0.13
p-Isopropyltoluene	ND	1.0	ug/L	0.12
tert-Butyl alcohol	ND	20	ug/L	3.9
4-Methyl-2-pentanone	ND	5.0	ug/L	0.32
Naphthalene	ND	1.0	ug/L	0.24
n-Propylbenzene	ND	1.0	ug/L	0.14
Styrene	ND	1.0	ug/L	0.11
1,1,1,2-Tetrachloroethane	ND	1.0	ug/L	0.23
1,2,3-Trichlorobenzene	ND	1.0	ug/L	0.17

(Continued on next page)

Tetra Tech NUS, Inc

Client Sample ID: MSA-DMW8S-090209

GC/MS Volatiles

Lot-Sample #...: A9I030186-003 **Work Order #...:** LJ9N11AA **Matrix.....:** WG

PARAMETER	RESULT	REPORTING LIMIT	UNITS	MDL
1,2,4-Trichloro-benzene	ND	1.0	ug/L	0.15
1,2,3-Trichloropropane	ND	1.0	ug/L	0.43
1,1,2-Trichloro-1,2,2-trifluoroethane	ND	1.0	ug/L	0.28
1,2,4-Trimethylbenzene	ND	1.0	ug/L	0.12
Vinyl acetate	ND	2.0	ug/L	0.19
o-Xylene	ND	1.0	ug/L	0.14
Xylenes (total)	ND	2.0	ug/L	0.28
Methyl tert-butyl ether	ND	5.0	ug/L	0.17
m-Xylene & p-Xylene	ND	2.0	ug/L	0.24
1,2,3-Trimethylbenzene	ND	5.0	ug/L	0.0059
Diisopropyl Ether (DIPE)	ND	5.0	ug/L	1.5
Ethyl-t-Butyl Ether (ETBE)	ND	5.0	ug/L	0.11
Tert-amyl methyl ether (TAME)	ND	5.0	ug/L	0.067
Benzene	ND	1.0	ug/L	0.13
Bromoform	ND	1.0	ug/L	0.64
Bromomethane	ND	1.0	ug/L	0.41
Carbon tetrachloride	ND	1.0	ug/L	0.13
Chlorobenzene	ND	1.0	ug/L	0.15
Chloroethane	ND	1.0	ug/L	0.29
Chloroform	ND	1.0	ug/L	0.16
Chloromethane	ND	1.0	ug/L	0.30
1,1-Dichloroethane	ND	1.0	ug/L	0.15
1,2-Dichloroethane	ND	1.0	ug/L	0.22
1,1-Dichloroethene	ND	1.0	ug/L	0.19
1,2-Dichloropropane	ND	1.0	ug/L	0.18
cis-1,3-Dichloropropene	ND	1.0	ug/L	0.14
trans-1,3-Dichloropropene	ND	1.0	ug/L	0.19
Ethylbenzene	ND	1.0	ug/L	0.17
Methylene chloride	ND	1.0	ug/L	0.33
1,1,2,2-Tetrachloroethane	ND	1.0	ug/L	0.18
Tetrachloroethene	ND	1.0	ug/L	0.29
Toluene	ND	1.0	ug/L	0.13
1,1,1-Trichloroethane	ND	1.0	ug/L	0.22
Trichloroethene	**0.36 J**	**1.0**	**ug/L**	**0.17**
Vinyl chloride	ND	1.0	ug/L	0.22

SURROGATE	PERCENT RECOVERY	RECOVERY LIMITS
Dibromofluoromethane	98	(73 - 122)
1,2-Dichloroethane-d4	108	(61 - 128)
Toluene-d8	91	(76 - 110)
4-Bromofluorobenzene	84	(74 - 116)

NOTE(S):

J Estimated result. Result is less than RL.

Tetra Tech NUS, Inc

Client Sample ID: MSA-DMW9D-090209

GC/MS Volatiles

Lot-Sample #...: A9I030186-002 **Work Order #...:** LJ9NV1AM **Matrix.....:** WG
Date Sampled...: 09/02/09 13:20 **Date Received..:** 09/03/09
Prep Date.....: 09/14/09 **Analysis Date..:** 09/14/09
Prep Batch #...: 9258258
Dilution Factor: 125 **Initial Wgt/Vol:** 5 mL **Final Wgt/Vol..:** 5 mL
Method.....: SW846 8260B

PARAMETER	RESULT	REPORTING LIMIT	UNITS	MDL
Acetone	ND	620	ug/L	140
Bromobenzene	ND	120	ug/L	16
Bromochloromethane	ND	120	ug/L	36
Bromodichloromethane	ND	120	ug/L	19
2-Butanone	ND	620	ug/L	71
n-Butylbenzene	ND	120	ug/L	15
sec-Butylbenzene	ND	120	ug/L	16
tert-Butylbenzene	ND	120	ug/L	16
Carbon disulfide	ND	120	ug/L	16
Dibromochloromethane	ND	120	ug/L	22
1,2-Dibromo-3-chloro-propane	ND	250	ug/L	84
2-Chloroethyl vinyl ether	ND	620	ug/L	120
2-Chlorotoluene	ND	120	ug/L	14
4-Chlorotoluene	ND	120	ug/L	22
1,2-Dibromoethane	ND	120	ug/L	30
Dibromomethane	ND	120	ug/L	35
1,2-Dichlorobenzene	ND	120	ug/L	16
1,3-Dichlorobenzene	ND	120	ug/L	18
1,4-Dichlorobenzene	ND	120	ug/L	16
Dichlorodifluoromethane	ND	120	ug/L	39
cis-1,2-Dichloroethene	**480**	**120**	**ug/L**	**21**
trans-1,2-Dichloroethene	ND	120	ug/L	24
1,3-Dichloropropane	ND	120	ug/L	20
2,2-Dichloropropane	ND	120	ug/L	16
1,1-Dichloropropene	ND	120	ug/L	16
Trichlorofluoromethane	ND	120	ug/L	26
Hexachlorobutadiene	ND	120	ug/L	38
2-Hexanone	ND	620	ug/L	51
Isopropylbenzene	ND	120	ug/L	16
p-Isopropyltoluene	ND	120	ug/L	15
tert-Butyl alcohol	ND	2500	ug/L	490
4-Methyl-2-pentanone	ND	620	ug/L	40
Naphthalene	ND	120	ug/L	30
n-Propylbenzene	ND	120	ug/L	18
Styrene	ND	120	ug/L	14
1,1,1,2-Tetrachloroethane	ND	120	ug/L	29
1,2,3-Trichlorobenzene	ND	120	ug/L	21

(Continued on next page)

Tetra Tech NUS, Inc

Client Sample ID: MSA-DMW9D-090209

GC/MS Volatiles

Lot-Sample #...: A9I030186-002 **Work Order #...:** LJ9NV1AM **Matrix.....:** WG

PARAMETER	RESULT	REPORTING LIMIT	UNITS	MDL
1,2,4-Trichloro-benzene	ND	120	ug/L	19
1,2,3-Trichloropropane	ND	120	ug/L	54
1,1,2-Trichloro-1,2,2-trifluoroethane	ND	120	ug/L	35
1,2,4-Trimethylbenzene	ND	120	ug/L	15
Vinyl acetate	ND	250	ug/L	24
o-Xylene	ND	120	ug/L	18
Xylenes (total)	ND	250	ug/L	35
Methyl tert-butyl ether	ND	620	ug/L	21
m-Xylene & p-Xylene	ND	250	ug/L	30
1,2,3-Trimethylbenzene	ND	620	ug/L	0.74
Diisopropyl Ether (DIPE)	ND	620	ug/L	190
Ethyl-t-Butyl Ether (ETBE)	ND	620	ug/L	14
Tert-amyl methyl ether (TAME)	ND	620	ug/L	8.4
Benzene	ND	120	ug/L	16
Bromoform	ND	120	ug/L	80
Bromomethane	ND	120	ug/L	51
Carbon tetrachloride	ND	120	ug/L	16
Chlorobenzene	ND	120	ug/L	19
Chloroethane	ND	120	ug/L	36
Chloroform	**270**	**120**	**ug/L**	**20**
Chloromethane	ND	120	ug/L	38
1,1-Dichloroethane	ND	120	ug/L	19
1,2-Dichloroethane	ND	120	ug/L	28
1,1-Dichloroethene	ND	120	ug/L	24
1,2-Dichloropropane	ND	120	ug/L	22
cis-1,3-Dichloropropene	ND	120	ug/L	18
trans-1,3-Dichloropropene	ND	120	ug/L	24
Ethylbenzene	ND	120	ug/L	21
Methylene chloride	ND	120	ug/L	41
1,1,2,2-Tetrachloroethane	ND	120	ug/L	22
Tetrachloroethene	ND	120	ug/L	36
Toluene	ND	120	ug/L	16
1,1,1-Trichloroethane	ND	120	ug/L	28
Trichloroethene	**4000**	**120**	**ug/L**	**21**
Vinyl chloride	**35 J**	**120**	**ug/L**	**28**

SURROGATE	PERCENT RECOVERY	RECOVERY LIMITS
Dibromofluoromethane	94	(73 - 122)
1,2-Dichloroethane-d4	92	(61 - 128)
Toluene-d8	93	(76 - 110)
4-Bromofluorobenzene	74	(74 - 116)

NOTE(S):

J Estimated result. Result is less than RL.

Tetra Tech NUS, Inc

Client Sample ID: MSA-DMW9I-090209

GC/MS Volatiles

Lot-Sample #...: A9I030186-001 **Work Order #...:** LJ9NG1AA **Matrix.....:** WG
Date Sampled...: 09/02/09 12:05 **Date Received..:** 09/03/09
Prep Date.....: 09/11/09 **Analysis Date..:** 09/11/09
Prep Batch #...: 9257312
Dilution Factor: 76.92 **Initial Wgt/Vol:** 5 mL **Final Wgt/Vol..:** 5 mL
Method.....: SW846 8260B

PARAMETER	RESULT	REPORTING LIMIT	UNITS	MDL
Acetone	ND	380	ug/L	85
Bromobenzene	ND	77	ug/L	10
Bromochloromethane	ND	77	ug/L	22
Bromodichloromethane	ND	77	ug/L	12
2-Butanone	ND	380	ug/L	44
n-Butylbenzene	ND	77	ug/L	9.2
sec-Butylbenzene	ND	77	ug/L	10
tert-Butylbenzene	ND	77	ug/L	10
Carbon disulfide	ND	77	ug/L	10
Dibromochloromethane	ND	77	ug/L	14
1,2-Dibromo-3-chloro-propane	ND	150	ug/L	52
2-Chloroethyl vinyl ether	ND	380	ug/L	76
2-Chlorotoluene	ND	77	ug/L	8.5
4-Chlorotoluene	ND	77	ug/L	14
1,2-Dibromoethane	ND	77	ug/L	18
Dibromomethane	ND	77	ug/L	22
1,2-Dichlorobenzene	ND	77	ug/L	10
1,3-Dichlorobenzene	ND	77	ug/L	11
1,4-Dichlorobenzene	ND	77	ug/L	10
Dichlorodifluoromethane	ND	77	ug/L	24
cis-1,2-Dichloroethene	**2400**	**77**	**ug/L**	**13**
trans-1,2-Dichloroethene	ND	77	ug/L	15
1,3-Dichloropropane	ND	77	ug/L	12
2,2-Dichloropropane	ND	77	ug/L	10
1,1-Dichloropropene	ND	77	ug/L	10
Trichlorofluoromethane	ND	77	ug/L	16
Hexachlorobutadiene	ND	77	ug/L	23
2-Hexanone	ND	380	ug/L	32
Isopropylbenzene	ND	77	ug/L	10
p-Isopropyltoluene	ND	77	ug/L	9.2
tert-Butyl alcohol	ND	1500	ug/L	300
4-Methyl-2-pentanone	ND	380	ug/L	25
Naphthalene	ND	77	ug/L	18
n-Propylbenzene	ND	77	ug/L	11
Styrene	ND	77	ug/L	8.5
1,1,1,2-Tetrachloroethane	ND	77	ug/L	18
1,2,3-Trichlorobenzene	ND	77	ug/L	13

(Continued on next page)

Tetra Tech NUS, Inc

Client Sample ID: MSA-DMW9I-090209

GC/MS Volatiles

Lot-Sample #...: A9I030186-001 **Work Order #...:** LJ9NG1AA **Matrix.....:** WG

PARAMETER	RESULT	REPORTING LIMIT	UNITS	MDL
1,2,4-Trichloro-benzene	ND	77	ug/L	12
1,2,3-Trichloropropane	ND	77	ug/L	33
1,1,2-Trichloro-1,2,2-trifluoroethane	ND	77	ug/L	22
1,2,4-Trimethylbenzene	ND	77	ug/L	9.2
Vinyl acetate	ND	150	ug/L	15
o-Xylene	ND	77	ug/L	11
Xylenes (total)	ND	150	ug/L	22
Methyl tert-butyl ether	ND	380	ug/L	13
m-Xylene & p-Xylene	ND	150	ug/L	18
1,2,3-Trimethylbenzene	ND	380	ug/L	0.45
Diisopropyl Ether (DIPE)	ND	380	ug/L	120
Ethyl-t-Butyl Ether (ETBE)	ND	380	ug/L	8.5
Tert-amyl methyl ether (TAME)	ND	380	ug/L	5.2
Benzene	**23 J**	**77**	**ug/L**	**10**
Bromoform	ND	77	ug/L	49
Bromomethane	ND	77	ug/L	32
Carbon tetrachloride	**23 J**	**77**	**ug/L**	**10**
Chlorobenzene	ND	77	ug/L	12
Chloroethane	ND	77	ug/L	22
Chloroform	**13 J**	**77**	**ug/L**	**12**
Chloromethane	ND	77	ug/L	23
1,1-Dichloroethane	ND	77	ug/L	12
1,2-Dichloroethane	ND	77	ug/L	17
1,1-Dichloroethene	**20 J**	**77**	**ug/L**	**15**
1,2-Dichloropropane	ND	77	ug/L	14
cis-1,3-Dichloropropene	ND	77	ug/L	11
trans-1,3-Dichloropropene	ND	77	ug/L	15
Ethylbenzene	ND	77	ug/L	13
Methylene chloride	ND	77	ug/L	25
1,1,2,2-Tetrachloroethane	ND	77	ug/L	14
Tetrachloroethene	ND	77	ug/L	22
Toluene	ND	77	ug/L	10
1,1,1-Trichloroethane	ND	77	ug/L	17
Trichloroethene	**730**	**77**	**ug/L**	**13**
Vinyl chloride	**2000**	**77**	**ug/L**	**17**

SURROGATE	PERCENT RECOVERY	RECOVERY LIMITS
Dibromofluoromethane	95	(73 - 122)
1,2-Dichloroethane-d4	96	(61 - 128)
Toluene-d8	91	(76 - 110)
4-Bromofluorobenzene	78	(74 - 116)

NOTE(S):

J Estimated result. Result is less than RL.

Tetra Tech NUS, Inc

Client Sample ID: MSA-DMW9S-090209

GC/MS Volatiles

Lot-Sample #...: A9I030186-004 **Work Order #...:** LJ9N21AM **Matrix.....:** WG
Date Sampled...: 09/02/09 12:10 **Date Received..:** 09/03/09
Prep Date.....: 09/11/09 **Analysis Date..:** 09/11/09
Prep Batch #...: 9257312
Dilution Factor: 1666.67 **Initial Wgt/Vol:** 5 mL **Final Wgt/Vol..:** 5 mL
Method.....: SW846 8260B

PARAMETER	RESULT	REPORTING LIMIT	UNITS	MDL
Acetone	ND	8300	ug/L	1800
Bromobenzene	ND	1700	ug/L	220
Bromochloromethane	ND	1700	ug/L	480
Bromodichloromethane	ND	1700	ug/L	250
2-Butanone	ND	8300	ug/L	950
n-Butylbenzene	ND	1700	ug/L	200
sec-Butylbenzene	ND	1700	ug/L	220
tert-Butylbenzene	ND	1700	ug/L	220
Carbon disulfide	ND	1700	ug/L	220
Dibromochloromethane	ND	1700	ug/L	300
1,2-Dibromo-3-chloro-propane	ND	3300	ug/L	1100
2-Chloroethyl vinyl ether	ND	8300	ug/L	1700
2-Chlorotoluene	ND	1700	ug/L	180
4-Chlorotoluene	ND	1700	ug/L	300
1,2-Dibromoethane	ND	1700	ug/L	400
Dibromomethane	ND	1700	ug/L	470
1,2-Dichlorobenzene	ND	1700	ug/L	220
1,3-Dichlorobenzene	ND	1700	ug/L	230
1,4-Dichlorobenzene	ND	1700	ug/L	220
Dichlorodifluoromethane	ND	1700	ug/L	520
cis-1,2-Dichloroethene	**6600**	**1700**	**ug/L**	**280**
trans-1,2-Dichloroethene	ND	1700	ug/L	320
1,3-Dichloropropane	ND	1700	ug/L	270
2,2-Dichloropropane	ND	1700	ug/L	220
1,1-Dichloropropene	ND	1700	ug/L	220
Trichlorofluoromethane	ND	1700	ug/L	350
Hexachlorobutadiene	ND	1700	ug/L	500
2-Hexanone	ND	8300	ug/L	680
Isopropylbenzene	ND	1700	ug/L	220
p-Isopropyltoluene	ND	1700	ug/L	200
tert-Butyl alcohol	ND	33000	ug/L	6500
4-Methyl-2-pentanone	ND	8300	ug/L	530
Naphthalene	ND	1700	ug/L	400
n-Propylbenzene	ND	1700	ug/L	230
Styrene	ND	1700	ug/L	180
1,1,1,2-Tetrachloroethane	ND	1700	ug/L	380
1,2,3-Trichlorobenzene	ND	1700	ug/L	280

(Continued on next page)

Tetra Tech NUS, Inc

Client Sample ID: MSA-DMW9S-090209

GC/MS Volatiles

Lot-Sample #...: A9I030186-004 **Work Order #...:** LJ9N21AM **Matrix.....:** WG

PARAMETER	RESULT	REPORTING LIMIT	UNITS	MDL
1,2,4-Trichloro-benzene	ND	1700	ug/L	250
1,2,3-Trichloropropane	ND	1700	ug/L	720
1,1,2-Trichloro-1,2,2-trifluoroethane	ND	1700	ug/L	470
1,2,4-Trimethylbenzene	**210 J**	**1700**	**ug/L**	**200**
Vinyl acetate	ND	3300	ug/L	320
o-Xylene	**1400 J**	**1700**	**ug/L**	**230**
Xylenes (total)	**21000**	**3300**	**ug/L**	**470**
Methyl tert-butyl ether	ND	8300	ug/L	280
m-Xylene & p-Xylene	**19000**	**3300**	**ug/L**	**400**
1,2,3-Trimethylbenzene	ND	8300	ug/L	9.8
Diisopropyl Ether (DIPE)	ND	8300	ug/L	2500
Ethyl-t-Butyl Ether (ETBE)	ND	8300	ug/L	180
Tert-amyl methyl ether (TAME)	ND	8300	ug/L	110
Benzene	**570 J**	**1700**	**ug/L**	**220**
Bromoform	ND	1700	ug/L	1100
Bromomethane	ND	1700	ug/L	680
Carbon tetrachloride	ND	1700	ug/L	220
Chlorobenzene	ND	1700	ug/L	250
Chloroethane	ND	1700	ug/L	480
Chloroform	ND	1700	ug/L	270
Chloromethane	ND	1700	ug/L	500
1,1-Dichloroethane	ND	1700	ug/L	250
1,2-Dichloroethane	ND	1700	ug/L	370
1,1-Dichloroethene	ND	1700	ug/L	320
1,2-Dichloropropane	ND	1700	ug/L	300
cis-1,3-Dichloropropene	ND	1700	ug/L	230
trans-1,3-Dichloropropene	ND	1700	ug/L	320
Ethylbenzene	**2100**	**1700**	**ug/L**	**280**
Methylene chloride	ND	1700	ug/L	550
1,1,2,2-Tetrachloroethane	ND	1700	ug/L	300
Tetrachloroethene	ND	1700	ug/L	480
Toluene	**6500**	**1700**	**ug/L**	**220**
1,1,1-Trichloroethane	ND	1700	ug/L	370
Trichloroethene	ND	1700	ug/L	280
Vinyl chloride	**56000**	**1700**	**ug/L**	**370**

SURROGATE	PERCENT RECOVERY	RECOVERY LIMITS
Dibromofluoromethane	97	(73 - 122)
1,2-Dichloroethane-d4	98	(61 - 128)
Toluene-d8	88	(76 - 110)
4-Bromofluorobenzene	86	(74 - 116)

NOTE(S):

J Estimated result. Result is less than RL.

Tetra Tech NUS, Inc

Client Sample ID: MSA-MW18I-090109

GC/MS Volatiles

Lot-Sample #...: A9I020192-007 **Work Order #...:** LJ7J51AA **Matrix.....:** WG
Date Sampled...: 09/01/09 11:10 **Date Received..:** 09/02/09
Prep Date.....: 09/11/09 **Analysis Date..:** 09/11/09
Prep Batch #...: 9257312
Dilution Factor: 333.33 **Initial Wgt/Vol:** 5 mL **Final Wgt/Vol..:** 5 mL
Method.....: SW846 8260B

PARAMETER	RESULT	REPORTING LIMIT	UNITS	MDL
Acetone	ND	1700	ug/L	370
Bromobenzene	ND	330	ug/L	43
Bromochloromethane	ND	330	ug/L	97
Bromodichloromethane	ND	330	ug/L	50
2-Butanone	ND	1700	ug/L	190
n-Butylbenzene	ND	330	ug/L	40
sec-Butylbenzene	ND	330	ug/L	43
tert-Butylbenzene	ND	330	ug/L	43
Carbon disulfide	ND	330	ug/L	43
Dibromochloromethane	ND	330	ug/L	60
1,2-Dibromo-3-chloro-propane	ND	670	ug/L	220
2-Chloroethyl vinyl ether	ND	1700	ug/L	330
2-Chlorotoluene	ND	330	ug/L	37
4-Chlorotoluene	ND	330	ug/L	60
1,2-Dibromoethane	ND	330	ug/L	80
Dibromomethane	ND	330	ug/L	93
1,2-Dichlorobenzene	ND	330	ug/L	43
1,3-Dichlorobenzene	ND	330	ug/L	47
1,4-Dichlorobenzene	ND	330	ug/L	43
Dichlorodifluoromethane	ND	330	ug/L	100
cis-1,2-Dichloroethene	**1100**	**330**	**ug/L**	**57**
trans-1,2-Dichloroethene	ND	330	ug/L	63
1,3-Dichloropropane	ND	330	ug/L	53
2,2-Dichloropropane	ND	330	ug/L	43
1,1-Dichloropropene	ND	330	ug/L	43
Trichlorofluoromethane	ND	330	ug/L	70
Hexachlorobutadiene	ND	330	ug/L	100
2-Hexanone	ND	1700	ug/L	140
Isopropylbenzene	ND	330	ug/L	43
p-Isopropyltoluene	ND	330	ug/L	40
tert-Butyl alcohol	ND	6700	ug/L	1300
4-Methyl-2-pentanone	ND	1700	ug/L	110
Naphthalene	ND	330	ug/L	80
n-Propylbenzene	ND	330	ug/L	47
Styrene	ND	330	ug/L	37
1,1,1,2-Tetrachloroethane	ND	330	ug/L	77
1,2,3-Trichlorobenzene	ND	330	ug/L	57

(Continued on next page)

Tetra Tech NUS, Inc

Client Sample ID: MSA-MW18I-090109

GC/MS Volatiles

Lot-Sample #...: A9I020192-007 **Work Order #...:** LJ7J51AA **Matrix.....:** WG

PARAMETER	RESULT	REPORTING LIMIT	UNITS	MDL
1,2,4-Trichloro-benzene	**92 J**	**330**	**ug/L**	**50**
1,2,3-Trichloropropane	ND	330	ug/L	140
1,1,2-Trichloro-1,2,2-trifluoroethane	ND	330	ug/L	93
1,2,4-Trimethylbenzene	ND	330	ug/L	40
Vinyl acetate	ND	670	ug/L	63
o-Xylene	ND	330	ug/L	47
Xylenes (total)	ND	670	ug/L	93
Methyl tert-butyl ether	ND	1700	ug/L	57
m-Xylene & p-Xylene	ND	670	ug/L	80
1,2,3-Trimethylbenzene	ND	1700	ug/L	2.0
Diisopropyl Ether (DIPE)	ND	1700	ug/L	500
Ethyl-t-Butyl Ether (ETBE)	ND	1700	ug/L	37
Tert-amyl methyl ether (TAME)	ND	1700	ug/L	22
Benzene	ND	330	ug/L	43
Bromoform	ND	330	ug/L	210
Bromomethane	ND	330	ug/L	140
Carbon tetrachloride	ND	330	ug/L	43
Chlorobenzene	ND	330	ug/L	50
Chloroethane	ND	330	ug/L	97
Chloroform	ND	330	ug/L	53
Chloromethane	ND	330	ug/L	100
1,1-Dichloroethane	ND	330	ug/L	50
1,2-Dichloroethane	ND	330	ug/L	73
1,1-Dichloroethene	ND	330	ug/L	63
1,2-Dichloropropane	ND	330	ug/L	60
cis-1,3-Dichloropropene	ND	330	ug/L	47
trans-1,3-Dichloropropene	ND	330	ug/L	63
Ethylbenzene	ND	330	ug/L	57
Methylene chloride	ND	330	ug/L	110
1,1,2,2-Tetrachloroethane	ND	330	ug/L	60
Tetrachloroethene	ND	330	ug/L	97
Toluene	ND	330	ug/L	43
1,1,1-Trichloroethane	ND	330	ug/L	73
Trichloroethene	**12000**	**330**	**ug/L**	**57**
Vinyl chloride	**650**	**330**	**ug/L**	**73**

SURROGATE	PERCENT RECOVERY	RECOVERY LIMITS
Dibromofluoromethane	94	(73 - 122)
1,2-Dichloroethane-d4	93	(61 - 128)
Toluene-d8	93	(76 - 110)
4-Bromofluorobenzene	84	(74 - 116)

NOTE(S):

J Estimated result. Result is less than RL.

Tetra Tech NUS, Inc

Client Sample ID: MSA-MW18S-090109

GC/MS Volatiles

Lot-Sample #...: A9I020192-006 **Work Order #...:** LJ7J31A0 **Matrix.....:** WG
Date Sampled...: 09/01/09 09:05 **Date Received..:** 09/02/09
Prep Date.....: 09/11/09 **Analysis Date..:** 09/11/09
Prep Batch #...: 9257312
Dilution Factor: 125 **Initial Wgt/Vol:** 5 mL **Final Wgt/Vol..:** 5 mL
Method.....: SW846 8260B

PARAMETER	RESULT	REPORTING LIMIT	UNITS	MDL
Acetone	ND	620	ug/L	140
Bromobenzene	ND	120	ug/L	16
Bromochloromethane	ND	120	ug/L	36
Bromodichloromethane	ND	120	ug/L	19
2-Butanone	ND	620	ug/L	71
n-Butylbenzene	ND	120	ug/L	15
sec-Butylbenzene	ND	120	ug/L	16
tert-Butylbenzene	ND	120	ug/L	16
Carbon disulfide	ND	120	ug/L	16
Dibromochloromethane	ND	120	ug/L	22
1,2-Dibromo-3-chloro-propane	ND	250	ug/L	84
2-Chloroethyl vinyl ether	ND	620	ug/L	120
2-Chlorotoluene	ND	120	ug/L	14
4-Chlorotoluene	ND	120	ug/L	22
1,2-Dibromoethane	ND	120	ug/L	30
Dibromomethane	ND	120	ug/L	35
1,2-Dichlorobenzene	ND	120	ug/L	16
1,3-Dichlorobenzene	ND	120	ug/L	18
1,4-Dichlorobenzene	ND	120	ug/L	16
Dichlorodifluoromethane	ND	120	ug/L	39
cis-1,2-Dichloroethene	**370**	**120**	**ug/L**	**21**
trans-1,2-Dichloroethene	ND	120	ug/L	24
1,3-Dichloropropane	ND	120	ug/L	20
2,2-Dichloropropane	ND	120	ug/L	16
1,1-Dichloropropene	ND	120	ug/L	16
Trichlorofluoromethane	ND	120	ug/L	26
Hexachlorobutadiene	ND	120	ug/L	38
2-Hexanone	ND	620	ug/L	51
Isopropylbenzene	ND	120	ug/L	16
p-Isopropyltoluene	ND	120	ug/L	15
tert-Butyl alcohol	ND	2500	ug/L	490
4-Methyl-2-pentanone	ND	620	ug/L	40
Naphthalene	ND	120	ug/L	30
n-Propylbenzene	ND	120	ug/L	18
Styrene	ND	120	ug/L	14
1,1,1,2-Tetrachloroethane	ND	120	ug/L	29
1,2,3-Trichlorobenzene	ND	120	ug/L	21

(Continued on next page)

Tetra Tech NUS, Inc

Client Sample ID: MSA-MW18S-090109

GC/MS Volatiles

Lot-Sample #...: A9I020192-006 **Work Order #...:** LJ7J31A0 **Matrix.....:** WG

PARAMETER	RESULT	REPORTING LIMIT	UNITS	MDL
1,2,4-Trichloro-benzene	**29 J**	**120**	**ug/L**	**19**
1,2,3-Trichloropropane	ND	120	ug/L	54
1,1,2-Trichloro-1,2,2-trifluoroethane	ND	120	ug/L	35
1,2,4-Trimethylbenzene	ND	120	ug/L	15
Vinyl acetate	ND	250	ug/L	24
o-Xylene	ND	120	ug/L	18
Xylenes (total)	ND	250	ug/L	35
Methyl tert-butyl ether	ND	620	ug/L	21
m-Xylene & p-Xylene	ND	250	ug/L	30
1,2,3-Trimethylbenzene	ND	620	ug/L	0.74
Diisopropyl Ether (DIPE)	ND	620	ug/L	190
Ethyl-t-Butyl Ether (ETBE)	ND	620	ug/L	14
Tert-amyl methyl ether (TAME)	ND	620	ug/L	8.4
Benzene	ND	120	ug/L	16
Bromoform	ND	120	ug/L	80
Bromomethane	ND	120	ug/L	51
Carbon tetrachloride	ND	120	ug/L	16
Chlorobenzene	ND	120	ug/L	19
Chloroethane	ND	120	ug/L	36
Chloroform	ND	120	ug/L	20
Chloromethane	ND	120	ug/L	38
1,1-Dichloroethane	ND	120	ug/L	19
1,2-Dichloroethane	**30 J**	**120**	**ug/L**	**28**
1,1-Dichloroethene	ND	120	ug/L	24
1,2-Dichloropropane	ND	120	ug/L	22
cis-1,3-Dichloropropene	ND	120	ug/L	18
trans-1,3-Dichloropropene	ND	120	ug/L	24
Ethylbenzene	ND	120	ug/L	21
Methylene chloride	**43 J,B**	**120**	**ug/L**	**41**
1,1,2,2-Tetrachloroethane	ND	120	ug/L	22
Tetrachloroethene	ND	120	ug/L	36
Toluene	ND	120	ug/L	16
1,1,1-Trichloroethane	ND	120	ug/L	28
Trichloroethene	**4000**	**120**	**ug/L**	**21**
Vinyl chloride	**250**	**120**	**ug/L**	**28**

SURROGATE	PERCENT RECOVERY	RECOVERY LIMITS
Dibromofluoromethane	93	(73 - 122)
1,2-Dichloroethane-d4	92	(61 - 128)
Toluene-d8	94	(76 - 110)
4-Bromofluorobenzene	88	(74 - 116)

(Continued on next page)

Tetra Tech NUS, Inc

Client Sample ID: MSA-MW18S-090109

GC/MS Volatiles

Lot-Sample #...: A9I020192-006 Work Order #...: LJ7J31A0 Matrix.....: WG

NOTE(S):

J Estimated result. Result is less than RL.

B Method blank contamination. The associated method blank contains the target analyte at a reportable level.

Tetra Tech NUS, Inc

Client Sample ID: MSA-MW19D-090109

GC/MS Volatiles

Lot-Sample #...: A9I020192-004 **Work Order #...:** LJ7JX1AM **Matrix.....:** WG
Date Sampled...: 09/01/09 14:45 **Date Received..:** 09/02/09
Prep Date.....: 09/10/09 **Analysis Date..:** 09/10/09
Prep Batch #...: 9257133
Dilution Factor: 1 **Initial Wgt/Vol:** 5 mL **Final Wgt/Vol..:** 5 mL
Method.....: SW846 8260B

PARAMETER	RESULT	REPORTING LIMIT	UNITS	MDL
Acetone	**1.5 J**	**5.0**	**ug/L**	**1.1**
Bromobenzene	ND	1.0	ug/L	0.13
Bromochloromethane	ND	1.0	ug/L	0.29
Bromodichloromethane	ND	1.0	ug/L	0.15
2-Butanone	ND	5.0	ug/L	0.57
n-Butylbenzene	ND	1.0	ug/L	0.12
sec-Butylbenzene	ND	1.0	ug/L	0.13
tert-Butylbenzene	ND	1.0	ug/L	0.13
Carbon disulfide	ND	1.0	ug/L	0.13
Dibromochloromethane	ND	1.0	ug/L	0.18
1,2-Dibromo-3-chloro-propane	ND	2.0	ug/L	0.67
2-Chloroethyl vinyl ether	ND	5.0	ug/L	0.99
2-Chlorotoluene	ND	1.0	ug/L	0.11
4-Chlorotoluene	ND	1.0	ug/L	0.18
1,2-Dibromoethane	ND	1.0	ug/L	0.24
Dibromomethane	ND	1.0	ug/L	0.28
1,2-Dichlorobenzene	ND	1.0	ug/L	0.13
1,3-Dichlorobenzene	ND	1.0	ug/L	0.14
1,4-Dichlorobenzene	ND	1.0	ug/L	0.13
Dichlorodifluoromethane	ND	1.0	ug/L	0.31
cis-1,2-Dichloroethene	ND	1.0	ug/L	0.17
trans-1,2-Dichloroethene	ND	1.0	ug/L	0.19
1,3-Dichloropropane	ND	1.0	ug/L	0.16
2,2-Dichloropropane	ND	1.0	ug/L	0.13
1,1-Dichloropropene	ND	1.0	ug/L	0.13
Trichlorofluoromethane	ND	1.0	ug/L	0.21
Hexachlorobutadiene	ND	1.0	ug/L	0.30
2-Hexanone	ND	5.0	ug/L	0.41
Isopropylbenzene	ND	1.0	ug/L	0.13
p-Isopropyltoluene	ND	1.0	ug/L	0.12
tert-Butyl alcohol	ND	20	ug/L	3.9
4-Methyl-2-pentanone	ND	5.0	ug/L	0.32
Naphthalene	ND	1.0	ug/L	0.24
n-Propylbenzene	ND	1.0	ug/L	0.14
Styrene	ND	1.0	ug/L	0.11
1,1,1,2-Tetrachloroethane	ND	1.0	ug/L	0.23
1,2,3-Trichlorobenzene	ND	1.0	ug/L	0.17

(Continued on next page)

Tetra Tech NUS, Inc

Client Sample ID: MSA-MW19D-090109

GC/MS Volatiles

Lot-Sample #...: A9I020192-004 **Work Order #...:** LJ7JX1AM **Matrix.....:** WG

PARAMETER	RESULT	REPORTING LIMIT	UNITS	MDL
1,2,4-Trichloro-benzene	ND	1.0	ug/L	0.15
1,2,3-Trichloropropane	ND	1.0	ug/L	0.43
1,1,2-Trichloro-1,2,2-trifluoroethane	ND	1.0	ug/L	0.28
1,2,4-Trimethylbenzene	ND	1.0	ug/L	0.12
Vinyl acetate	ND	2.0	ug/L	0.19
o-Xylene	ND	1.0	ug/L	0.14
Xylenes (total)	ND	2.0	ug/L	0.28
Methyl tert-butyl ether	ND	5.0	ug/L	0.17
m-Xylene & p-Xylene	ND	2.0	ug/L	0.24
1,2,3-Trimethylbenzene	ND	5.0	ug/L	0.0059
Diisopropyl Ether (DIPE)	ND	5.0	ug/L	1.5
Ethyl-t-Butyl Ether (ETBE)	ND	5.0	ug/L	0.11
Tert-amyl methyl ether (TAME)	ND	5.0	ug/L	0.067
Benzene	ND	1.0	ug/L	0.13
Bromoform	ND	1.0	ug/L	0.64
Bromomethane	ND	1.0	ug/L	0.41
Carbon tetrachloride	ND	1.0	ug/L	0.13
Chlorobenzene	ND	1.0	ug/L	0.15
Chloroethane	ND	1.0	ug/L	0.29
Chloroform	ND	1.0	ug/L	0.16
Chloromethane	ND	1.0	ug/L	0.30
1,1-Dichloroethane	ND	1.0	ug/L	0.15
1,2-Dichloroethane	ND	1.0	ug/L	0.22
1,1-Dichloroethene	ND	1.0	ug/L	0.19
1,2-Dichloropropane	ND	1.0	ug/L	0.18
cis-1,3-Dichloropropene	ND	1.0	ug/L	0.14
trans-1,3-Dichloropropene	ND	1.0	ug/L	0.19
Ethylbenzene	ND	1.0	ug/L	0.17
Methylene chloride	ND	1.0	ug/L	0.33
1,1,2,2-Tetrachloroethane	ND	1.0	ug/L	0.18
Tetrachloroethene	ND	1.0	ug/L	0.29
Toluene	ND	1.0	ug/L	0.13
1,1,1-Trichloroethane	ND	1.0	ug/L	0.22
Trichloroethene	**3.7**	**1.0**	**ug/L**	**0.17**
Vinyl chloride	ND	1.0	ug/L	0.22

SURROGATE	PERCENT RECOVERY	RECOVERY LIMITS
Dibromofluoromethane	93	(73 - 122)
1,2-Dichloroethane-d4	92	(61 - 128)
Toluene-d8	89	(76 - 110)
4-Bromofluorobenzene	77	(74 - 116)

NOTE(S):

J Estimated result. Result is less than RL.

Tetra Tech NUS, Inc

Client Sample ID: MSA-MW19I-090109

GC/MS Volatiles

Lot-Sample #...: A9I020192-008 **Work Order #...:** LJ7J81AM **Matrix.....:** WG
Date Sampled...: 09/01/09 14:45 **Date Received..:** 09/02/09
Prep Date.....: 09/10/09 **Analysis Date..:** 09/10/09
Prep Batch #...: 9257133
Dilution Factor: 5 **Initial Wgt/Vol:** 5 mL **Final Wgt/Vol..:** 5 mL
Method.....: SW846 8260B

PARAMETER	RESULT	REPORTING LIMIT	UNITS	MDL
Acetone	ND	25	ug/L	5.5
Bromobenzene	ND	5.0	ug/L	0.65
Bromochloromethane	ND	5.0	ug/L	1.4
Bromodichloromethane	ND	5.0	ug/L	0.75
2-Butanone	ND	25	ug/L	2.8
n-Butylbenzene	ND	5.0	ug/L	0.60
sec-Butylbenzene	ND	5.0	ug/L	0.65
tert-Butylbenzene	ND	5.0	ug/L	0.65
Carbon disulfide	ND	5.0	ug/L	0.65
Dibromochloromethane	ND	5.0	ug/L	0.90
1,2-Dibromo-3-chloro-propane	ND	10	ug/L	3.4
2-Chloroethyl vinyl ether	ND	25	ug/L	5.0
2-Chlorotoluene	ND	5.0	ug/L	0.55
4-Chlorotoluene	ND	5.0	ug/L	0.90
1,2-Dibromoethane	ND	5.0	ug/L	1.2
Dibromomethane	ND	5.0	ug/L	1.4
1,2-Dichlorobenzene	ND	5.0	ug/L	0.65
1,3-Dichlorobenzene	ND	5.0	ug/L	0.70
1,4-Dichlorobenzene	ND	5.0	ug/L	0.65
Dichlorodifluoromethane	ND	5.0	ug/L	1.6
cis-1,2-Dichloroethene	**150**	**5.0**	**ug/L**	**0.85**
trans-1,2-Dichloroethene	**1.2 J**	**5.0**	**ug/L**	**0.95**
1,3-Dichloropropane	ND	5.0	ug/L	0.80
2,2-Dichloropropane	ND	5.0	ug/L	0.65
1,1-Dichloropropene	ND	5.0	ug/L	0.65
Trichlorofluoromethane	ND	5.0	ug/L	1.0
Hexachlorobutadiene	ND	5.0	ug/L	1.5
2-Hexanone	ND	25	ug/L	2.0
Isopropylbenzene	ND	5.0	ug/L	0.65
p-Isopropyltoluene	ND	5.0	ug/L	0.60
tert-Butyl alcohol	ND	100	ug/L	20
4-Methyl-2-pentanone	ND	25	ug/L	1.6
Naphthalene	ND	5.0	ug/L	1.2
n-Propylbenzene	ND	5.0	ug/L	0.70
Styrene	ND	5.0	ug/L	0.55
1,1,1,2-Tetrachloroethane	ND	5.0	ug/L	1.2
1,2,3-Trichlorobenzene	ND	5.0	ug/L	0.85

(Continued on next page)

Tetra Tech NUS, Inc

Client Sample ID: MSA-MW19I-090109

GC/MS Volatiles

Lot-Sample #...: A9I020192-008 **Work Order #...:** LJ7J81AM **Matrix.....:** WG

PARAMETER	RESULT	REPORTING LIMIT	UNITS	MDL
1,2,4-Trichloro-benzene	ND	5.0	ug/L	0.75
1,2,3-Trichloropropane	ND	5.0	ug/L	2.2
1,1,2-Trichloro-1,2,2-trifluoroethane	ND	5.0	ug/L	1.4
1,2,4-Trimethylbenzene	ND	5.0	ug/L	0.60
Vinyl acetate	ND	10	ug/L	0.95
o-Xylene	ND	5.0	ug/L	0.70
Xylenes (total)	ND	10	ug/L	1.4
Methyl tert-butyl ether	ND	25	ug/L	0.85
m-Xylene & p-Xylene	ND	10	ug/L	1.2
1,2,3-Trimethylbenzene	ND	25	ug/L	0.030
Diisopropyl Ether (DIPE)	ND	25	ug/L	7.5
Ethyl-t-Butyl Ether (ETBE)	ND	25	ug/L	0.55
Tert-amyl methyl ether (TAME)	ND	25	ug/L	0.34
Benzene	ND	5.0	ug/L	0.65
Bromoform	ND	5.0	ug/L	3.2
Bromomethane	ND	5.0	ug/L	2.0
Carbon tetrachloride	ND	5.0	ug/L	0.65
Chlorobenzene	ND	5.0	ug/L	0.75
Chloroethane	ND	5.0	ug/L	1.4
Chloroform	ND	5.0	ug/L	0.80
Chloromethane	ND	5.0	ug/L	1.5
1,1-Dichloroethane	ND	5.0	ug/L	0.75
1,2-Dichloroethane	**2.7 J**	**5.0**	**ug/L**	**1.1**
1,1-Dichloroethene	**0.97 J**	**5.0**	**ug/L**	**0.95**
1,2-Dichloropropane	ND	5.0	ug/L	0.90
cis-1,3-Dichloropropene	ND	5.0	ug/L	0.70
trans-1,3-Dichloropropene	ND	5.0	ug/L	0.95
Ethylbenzene	ND	5.0	ug/L	0.85
Methylene chloride	ND	5.0	ug/L	1.6
1,1,2,2-Tetrachloroethane	ND	5.0	ug/L	0.90
Tetrachloroethene	ND	5.0	ug/L	1.4
Toluene	ND	5.0	ug/L	0.65
1,1,1-Trichloroethane	ND	5.0	ug/L	1.1
Trichloroethene	**120**	**5.0**	**ug/L**	**0.85**
Vinyl chloride	**94**	**5.0**	**ug/L**	**1.1**

SURROGATE	PERCENT RECOVERY	RECOVERY LIMITS
Dibromofluoromethane	94	(73 - 122)
1,2-Dichloroethane-d4	94	(61 - 128)
Toluene-d8	93	(76 - 110)
4-Bromofluorobenzene	79	(74 - 116)

NOTE(S):

J Estimated result. Result is less than RL.

Tetra Tech NUS, Inc

Client Sample ID: MSA-MW24I-090109

GC/MS Volatiles

Lot-Sample #...: A9I020192-003 **Work Order #...:** LJ7JP1AM **Matrix.....:** WG
Date Sampled...: 09/01/09 11:45 **Date Received..:** 09/02/09
Prep Date.....: 09/10/09 **Analysis Date..:** 09/10/09
Prep Batch #...: 9257133
Dilution Factor: 1.43 **Initial Wgt/Vol:** 5 mL **Final Wgt/Vol..:** 5 mL
Method.....: SW846 8260B

PARAMETER	RESULT	REPORTING LIMIT	UNITS	MDL
Acetone	ND	7.2	ug/L	1.6
Bromobenzene	ND	1.4	ug/L	0.19
Bromochloromethane	ND	1.4	ug/L	0.41
Bromodichloromethane	ND	1.4	ug/L	0.21
2-Butanone	ND	7.2	ug/L	0.82
n-Butylbenzene	ND	1.4	ug/L	0.17
sec-Butylbenzene	ND	1.4	ug/L	0.19
tert-Butylbenzene	ND	1.4	ug/L	0.19
Carbon disulfide	ND	1.4	ug/L	0.19
Dibromochloromethane	ND	1.4	ug/L	0.26
1,2-Dibromo-3-chloro-propane	ND	2.9	ug/L	0.96
2-Chloroethyl vinyl ether	ND	7.2	ug/L	1.4
2-Chlorotoluene	ND	1.4	ug/L	0.16
4-Chlorotoluene	ND	1.4	ug/L	0.26
1,2-Dibromoethane	ND	1.4	ug/L	0.34
Dibromomethane	ND	1.4	ug/L	0.40
1,2-Dichlorobenzene	ND	1.4	ug/L	0.19
1,3-Dichlorobenzene	ND	1.4	ug/L	0.20
1,4-Dichlorobenzene	ND	1.4	ug/L	0.19
Dichlorodifluoromethane	ND	1.4	ug/L	0.44
cis-1,2-Dichloroethene	ND	1.4	ug/L	0.24
trans-1,2-Dichloroethene	ND	1.4	ug/L	0.27
1,3-Dichloropropane	ND	1.4	ug/L	0.23
2,2-Dichloropropane	ND	1.4	ug/L	0.19
1,1-Dichloropropene	ND	1.4	ug/L	0.19
Trichlorofluoromethane	ND	1.4	ug/L	0.30
Hexachlorobutadiene	ND	1.4	ug/L	0.43
2-Hexanone	ND	7.2	ug/L	0.59
Isopropylbenzene	ND	1.4	ug/L	0.19
p-Isopropyltoluene	ND	1.4	ug/L	0.17
tert-Butyl alcohol	ND	29	ug/L	5.6
4-Methyl-2-pentanone	ND	7.2	ug/L	0.46
Naphthalene	ND	1.4	ug/L	0.34
n-Propylbenzene	ND	1.4	ug/L	0.20
Styrene	ND	1.4	ug/L	0.16
1,1,1,2-Tetrachloroethane	ND	1.4	ug/L	0.33
1,2,3-Trichlorobenzene	ND	1.4	ug/L	0.24

(Continued on next page)

Tetra Tech NUS, Inc

Client Sample ID: MSA-MW24I-090109

GC/MS Volatiles

Lot-Sample #...: A9I020192-003 **Work Order #...:** LJ7JP1AM **Matrix.....:** WG

PARAMETER	RESULT	REPORTING LIMIT	UNITS	MDL
1,2,4-Trichloro-benzene	ND	1.4	ug/L	0.21
1,2,3-Trichloropropane	ND	1.4	ug/L	0.61
1,1,2-Trichloro-1,2,2-trifluoroethane	ND	1.4	ug/L	0.40
1,2,4-Trimethylbenzene	ND	1.4	ug/L	0.17
Vinyl acetate	ND	2.9	ug/L	0.27
o-Xylene	ND	1.4	ug/L	0.20
Xylenes (total)	ND	2.9	ug/L	0.40
Methyl tert-butyl ether	ND	7.2	ug/L	0.24
m-Xylene & p-Xylene	ND	2.9	ug/L	0.34
1,2,3-Trimethylbenzene	ND	7.2	ug/L	0.0084
Diisopropyl Ether (DIPE)	ND	7.2	ug/L	2.1
Ethyl-t-Butyl Ether (ETBE)	ND	7.2	ug/L	0.16
Tert-amyl methyl ether (TAME)	ND	7.2	ug/L	0.096
Benzene	ND	1.4	ug/L	0.19
Bromoform	ND	1.4	ug/L	0.92
Bromomethane	ND	1.4	ug/L	0.59
Carbon tetrachloride	**0.37 J**	**1.4**	**ug/L**	**0.19**
Chlorobenzene	ND	1.4	ug/L	0.21
Chloroethane	ND	1.4	ug/L	0.41
Chloroform	**0.55 J**	**1.4**	**ug/L**	**0.23**
Chloromethane	ND	1.4	ug/L	0.43
1,1-Dichloroethane	ND	1.4	ug/L	0.21
1,2-Dichloroethane	ND	1.4	ug/L	0.31
1,1-Dichloroethene	ND	1.4	ug/L	0.27
1,2-Dichloropropane	ND	1.4	ug/L	0.26
cis-1,3-Dichloropropene	ND	1.4	ug/L	0.20
trans-1,3-Dichloropropene	ND	1.4	ug/L	0.27
Ethylbenzene	ND	1.4	ug/L	0.24
Methylene chloride	ND	1.4	ug/L	0.47
1,1,2,2-Tetrachloroethane	ND	1.4	ug/L	0.26
Tetrachloroethene	ND	1.4	ug/L	0.41
Toluene	ND	1.4	ug/L	0.19
1,1,1-Trichloroethane	ND	1.4	ug/L	0.31
Trichloroethene	**54**	**1.4**	**ug/L**	**0.24**
Vinyl chloride	ND	1.4	ug/L	0.31

SURROGATE	PERCENT RECOVERY	RECOVERY LIMITS
Dibromofluoromethane	92	(73 - 122)
1,2-Dichloroethane-d4	92	(61 - 128)
Toluene-d8	93	(76 - 110)
4-Bromofluorobenzene	82	(74 - 116)

NOTE(S):

J Estimated result. Result is less than RL.

Tetra Tech NUS, Inc

Client Sample ID: MSA-MW24S-090109

GC/MS Volatiles

Lot-Sample #...: A9I020192-002 **Work Order #...:** LJ7JC1AM **Matrix.....:** WG
Date Sampled...: 09/01/09 10:30 **Date Received..:** 09/02/09
Prep Date.....: 09/10/09 **Analysis Date..:** 09/10/09
Prep Batch #...: 9257133
Dilution Factor: 1 **Initial Wgt/Vol:** 5 mL **Final Wgt/Vol..:** 5 mL
Method.....: SW846 8260B

PARAMETER	RESULT	REPORTING LIMIT	UNITS	MDL
Acetone	**2.9 J**	**5.0**	**ug/L**	**1.1**
Bromobenzene	ND	1.0	ug/L	0.13
Bromochloromethane	ND	1.0	ug/L	0.29
Bromodichloromethane	ND	1.0	ug/L	0.15
2-Butanone	ND	5.0	ug/L	0.57
n-Butylbenzene	ND	1.0	ug/L	0.12
sec-Butylbenzene	ND	1.0	ug/L	0.13
tert-Butylbenzene	ND	1.0	ug/L	0.13
Carbon disulfide	ND	1.0	ug/L	0.13
Dibromochloromethane	ND	1.0	ug/L	0.18
1,2-Dibromo-3-chloro-propane	ND	2.0	ug/L	0.67
2-Chloroethyl vinyl ether	ND	5.0	ug/L	0.99
2-Chlorotoluene	ND	1.0	ug/L	0.11
4-Chlorotoluene	ND	1.0	ug/L	0.18
1,2-Dibromoethane	ND	1.0	ug/L	0.24
Dibromomethane	ND	1.0	ug/L	0.28
1,2-Dichlorobenzene	ND	1.0	ug/L	0.13
1,3-Dichlorobenzene	ND	1.0	ug/L	0.14
1,4-Dichlorobenzene	ND	1.0	ug/L	0.13
Dichlorodifluoromethane	ND	1.0	ug/L	0.31
cis-1,2-Dichloroethene	ND	1.0	ug/L	0.17
trans-1,2-Dichloroethene	ND	1.0	ug/L	0.19
1,3-Dichloropropane	ND	1.0	ug/L	0.16
2,2-Dichloropropane	ND	1.0	ug/L	0.13
1,1-Dichloropropene	ND	1.0	ug/L	0.13
Trichlorofluoromethane	ND	1.0	ug/L	0.21
Hexachlorobutadiene	ND	1.0	ug/L	0.30
2-Hexanone	ND	5.0	ug/L	0.41
Isopropylbenzene	ND	1.0	ug/L	0.13
p-Isopropyltoluene	ND	1.0	ug/L	0.12
tert-Butyl alcohol	ND	20	ug/L	3.9
4-Methyl-2-pentanone	ND	5.0	ug/L	0.32
Naphthalene	ND	1.0	ug/L	0.24
n-Propylbenzene	ND	1.0	ug/L	0.14
Styrene	ND	1.0	ug/L	0.11
1,1,1,2-Tetrachloroethane	ND	1.0	ug/L	0.23
1,2,3-Trichlorobenzene	ND	1.0	ug/L	0.17

(Continued on next page)

Tetra Tech NUS, Inc

Client Sample ID: MSA-MW24S-090109

GC/MS Volatiles

Lot-Sample #...: A9I020192-002 **Work Order #...:** LJ7JC1AM **Matrix.....:** WG

PARAMETER	RESULT	REPORTING LIMIT	UNITS	MDL
1,2,4-Trichloro-benzene	ND	1.0	ug/L	0.15
1,2,3-Trichloropropane	ND	1.0	ug/L	0.43
1,1,2-Trichloro-1,2,2-trifluoroethane	ND	1.0	ug/L	0.28
1,2,4-Trimethylbenzene	ND	1.0	ug/L	0.12
Vinyl acetate	ND	2.0	ug/L	0.19
o-Xylene	ND	1.0	ug/L	0.14
Xylenes (total)	ND	2.0	ug/L	0.28
Methyl tert-butyl ether	ND	5.0	ug/L	0.17
m-Xylene & p-Xylene	ND	2.0	ug/L	0.24
1,2,3-Trimethylbenzene	ND	5.0	ug/L	0.0059
Diisopropyl Ether (DIPE)	ND	5.0	ug/L	1.5
Ethyl-t-Butyl Ether (ETBE)	ND	5.0	ug/L	0.11
Tert-amyl methyl ether (TAME)	ND	5.0	ug/L	0.067
Benzene	ND	1.0	ug/L	0.13
Bromoform	ND	1.0	ug/L	0.64
Bromomethane	ND	1.0	ug/L	0.41
Carbon tetrachloride	ND	1.0	ug/L	0.13
Chlorobenzene	ND	1.0	ug/L	0.15
Chloroethane	ND	1.0	ug/L	0.29
Chloroform	ND	1.0	ug/L	0.16
Chloromethane	ND	1.0	ug/L	0.30
1,1-Dichloroethane	ND	1.0	ug/L	0.15
1,2-Dichloroethane	ND	1.0	ug/L	0.22
1,1-Dichloroethene	ND	1.0	ug/L	0.19
1,2-Dichloropropane	ND	1.0	ug/L	0.18
cis-1,3-Dichloropropene	ND	1.0	ug/L	0.14
trans-1,3-Dichloropropene	ND	1.0	ug/L	0.19
Ethylbenzene	ND	1.0	ug/L	0.17
Methylene chloride	ND	1.0	ug/L	0.33
1,1,2,2-Tetrachloroethane	ND	1.0	ug/L	0.18
Tetrachloroethene	ND	1.0	ug/L	0.29
Toluene	ND	1.0	ug/L	0.13
1,1,1-Trichloroethane	ND	1.0	ug/L	0.22
Trichloroethene	ND	1.0	ug/L	0.17
Vinyl chloride	ND	1.0	ug/L	0.22

SURROGATE	PERCENT RECOVERY	RECOVERY LIMITS
Dibromofluoromethane	91	(73 - 122)
1,2-Dichloroethane-d4	91	(61 - 128)
Toluene-d8	91	(76 - 110)
4-Bromofluorobenzene	82	(74 - 116)

NOTE(S):

J Estimated result. Result is less than RL.

Tetra Tech NUS, Inc

Client Sample ID: MSA-MW30D-090109

GC/MS Volatiles

Lot-Sample #...: A9I020192-001 **Work Order #...:** LJ7GP1AA **Matrix.....:** WG
Date Sampled...: 09/01/09 08:45 **Date Received..:** 09/02/09
Prep Date.....: 09/10/09 **Analysis Date..:** 09/10/09
Prep Batch #...: 9257133
Dilution Factor: 1 **Initial Wgt/Vol:** 5 mL **Final Wgt/Vol..:** 5 mL
Method.....: SW846 8260B

PARAMETER	RESULT	REPORTING LIMIT	UNITS	MDL
Acetone	ND	5.0	ug/L	1.1
Bromobenzene	ND	1.0	ug/L	0.13
Bromochloromethane	ND	1.0	ug/L	0.29
Bromodichloromethane	ND	1.0	ug/L	0.15
2-Butanone	ND	5.0	ug/L	0.57
n-Butylbenzene	ND	1.0	ug/L	0.12
sec-Butylbenzene	ND	1.0	ug/L	0.13
tert-Butylbenzene	ND	1.0	ug/L	0.13
Carbon disulfide	ND	1.0	ug/L	0.13
Dibromochloromethane	ND	1.0	ug/L	0.18
1,2-Dibromo-3-chloro-propane	ND	2.0	ug/L	0.67
2-Chloroethyl vinyl ether	ND	5.0	ug/L	0.99
2-Chlorotoluene	ND	1.0	ug/L	0.11
4-Chlorotoluene	ND	1.0	ug/L	0.18
1,2-Dibromoethane	ND	1.0	ug/L	0.24
Dibromomethane	ND	1.0	ug/L	0.28
1,2-Dichlorobenzene	ND	1.0	ug/L	0.13
1,3-Dichlorobenzene	ND	1.0	ug/L	0.14
1,4-Dichlorobenzene	ND	1.0	ug/L	0.13
Dichlorodifluoromethane	ND	1.0	ug/L	0.31
cis-1,2-Dichloroethene	ND	1.0	ug/L	0.17
trans-1,2-Dichloroethene	ND	1.0	ug/L	0.19
1,3-Dichloropropane	ND	1.0	ug/L	0.16
2,2-Dichloropropane	ND	1.0	ug/L	0.13
1,1-Dichloropropene	ND	1.0	ug/L	0.13
Trichlorofluoromethane	ND	1.0	ug/L	0.21
Hexachlorobutadiene	ND	1.0	ug/L	0.30
2-Hexanone	ND	5.0	ug/L	0.41
Isopropylbenzene	ND	1.0	ug/L	0.13
p-Isopropyltoluene	ND	1.0	ug/L	0.12
tert-Butyl alcohol	ND	20	ug/L	3.9
4-Methyl-2-pentanone	ND	5.0	ug/L	0.32
Naphthalene	ND	1.0	ug/L	0.24
n-Propylbenzene	ND	1.0	ug/L	0.14
Styrene	ND	1.0	ug/L	0.11
1,1,1,2-Tetrachloroethane	ND	1.0	ug/L	0.23
1,2,3-Trichlorobenzene	ND	1.0	ug/L	0.17

(Continued on next page)

Tetra Tech NUS, Inc

Client Sample ID: MSA-MW30D-090109

GC/MS Volatiles

Lot-Sample #...: A9I020192-001 **Work Order #...:** LJ7GP1AA **Matrix.....:** WG

PARAMETER	RESULT	REPORTING LIMIT	UNITS	MDL
1,2,4-Trichloro-benzene	ND	1.0	ug/L	0.15
1,2,3-Trichloropropane	ND	1.0	ug/L	0.43
1,1,2-Trichloro-1,2,2-trifluoroethane	ND	1.0	ug/L	0.28
1,2,4-Trimethylbenzene	ND	1.0	ug/L	0.12
Vinyl acetate	ND	2.0	ug/L	0.19
o-Xylene	ND	1.0	ug/L	0.14
Xylenes (total)	ND	2.0	ug/L	0.28
Methyl tert-butyl ether	ND	5.0	ug/L	0.17
m-Xylene & p-Xylene	ND	2.0	ug/L	0.24
1,2,3-Trimethylbenzene	ND	5.0	ug/L	0.0059
Diisopropyl Ether (DIPE)	ND	5.0	ug/L	1.5
Ethyl-t-Butyl Ether (ETBE)	ND	5.0	ug/L	0.11
Tert-amyl methyl ether (TAME)	ND	5.0	ug/L	0.067
Benzene	ND	1.0	ug/L	0.13
Bromoform	ND	1.0	ug/L	0.64
Bromomethane	ND	1.0	ug/L	0.41
Carbon tetrachloride	ND	1.0	ug/L	0.13
Chlorobenzene	ND	1.0	ug/L	0.15
Chloroethane	ND	1.0	ug/L	0.29
Chloroform	ND	1.0	ug/L	0.16
Chloromethane	ND	1.0	ug/L	0.30
1,1-Dichloroethane	ND	1.0	ug/L	0.15
1,2-Dichloroethane	ND	1.0	ug/L	0.22
1,1-Dichloroethene	ND	1.0	ug/L	0.19
1,2-Dichloropropane	ND	1.0	ug/L	0.18
cis-1,3-Dichloropropene	ND	1.0	ug/L	0.14
trans-1,3-Dichloropropene	ND	1.0	ug/L	0.19
Ethylbenzene	ND	1.0	ug/L	0.17
Methylene chloride	ND	1.0	ug/L	0.33
1,1,2,2-Tetrachloroethane	ND	1.0	ug/L	0.18
Tetrachloroethene	ND	1.0	ug/L	0.29
Toluene	ND	1.0	ug/L	0.13
1,1,1-Trichloroethane	ND	1.0	ug/L	0.22
Trichloroethene	ND	1.0	ug/L	0.17
Vinyl chloride	ND	1.0	ug/L	0.22

SURROGATE	PERCENT RECOVERY	RECOVERY LIMITS
Dibromofluoromethane	90	(73 - 122)
1,2-Dichloroethane-d4	87	(61 - 128)
Toluene-d8	90	(76 - 110)
4-Bromofluorobenzene	82	(74 - 116)

Tetra Tech NUS, Inc

Client Sample ID: TB-090109-01

GC/MS Volatiles

Lot-Sample #...: A9I020192-005 **Work Order #...:** LJ7J11AA **Matrix.....:** WQ
Date Sampled...: 09/01/09 **Date Received..:** 09/02/09
Prep Date.....: 09/10/09 **Analysis Date..:** 09/10/09
Prep Batch #...: 9257133
Dilution Factor: 1 **Initial Wgt/Vol:** 5 mL **Final Wgt/Vol..:** 5 mL
Method.....: SW846 8260B

PARAMETER	RESULT	REPORTING LIMIT	UNITS	MDL
Acetone	**3.3 J**	**5.0**	**ug/L**	**1.1**
Bromobenzene	ND	1.0	ug/L	0.13
Bromochloromethane	ND	1.0	ug/L	0.29
Bromodichloromethane	ND	1.0	ug/L	0.15
2-Butanone	ND	5.0	ug/L	0.57
n-Butylbenzene	ND	1.0	ug/L	0.12
sec-Butylbenzene	ND	1.0	ug/L	0.13
tert-Butylbenzene	ND	1.0	ug/L	0.13
Carbon disulfide	ND	1.0	ug/L	0.13
Dibromochloromethane	ND	1.0	ug/L	0.18
1,2-Dibromo-3-chloro-propane	ND	2.0	ug/L	0.67
2-Chloroethyl vinyl ether	ND	5.0	ug/L	0.99
2-Chlorotoluene	ND	1.0	ug/L	0.11
4-Chlorotoluene	ND	1.0	ug/L	0.18
1,2-Dibromoethane	ND	1.0	ug/L	0.24
Dibromomethane	ND	1.0	ug/L	0.28
1,2-Dichlorobenzene	ND	1.0	ug/L	0.13
1,3-Dichlorobenzene	ND	1.0	ug/L	0.14
1,4-Dichlorobenzene	ND	1.0	ug/L	0.13
Dichlorodifluoromethane	ND	1.0	ug/L	0.31
cis-1,2-Dichloroethene	ND	1.0	ug/L	0.17
trans-1,2-Dichloroethene	ND	1.0	ug/L	0.19
1,3-Dichloropropane	ND	1.0	ug/L	0.16
2,2-Dichloropropane	ND	1.0	ug/L	0.13
1,1-Dichloropropene	ND	1.0	ug/L	0.13
Trichlorofluoromethane	ND	1.0	ug/L	0.21
Hexachlorobutadiene	ND	1.0	ug/L	0.30
2-Hexanone	ND	5.0	ug/L	0.41
Isopropylbenzene	ND	1.0	ug/L	0.13
p-Isopropyltoluene	ND	1.0	ug/L	0.12
tert-Butyl alcohol	ND	20	ug/L	3.9
4-Methyl-2-pentanone	ND	5.0	ug/L	0.32
Naphthalene	ND	1.0	ug/L	0.24
n-Propylbenzene	ND	1.0	ug/L	0.14
Styrene	ND	1.0	ug/L	0.11
1,1,1,2-Tetrachloroethane	ND	1.0	ug/L	0.23
1,2,3-Trichlorobenzene	ND	1.0	ug/L	0.17

(Continued on next page)

Tetra Tech NUS, Inc

Client Sample ID: TB-090109-01

GC/MS Volatiles

Lot-Sample #...: A9I020192-005 **Work Order #...:** LJ7J11AA **Matrix.....:** WQ

PARAMETER	RESULT	REPORTING LIMIT	UNITS	MDL
1,2,4-Trichloro-benzene	ND	1.0	ug/L	0.15
1,2,3-Trichloropropane	ND	1.0	ug/L	0.43
1,1,2-Trichloro-1,2,2-trifluoroethane	ND	1.0	ug/L	0.28
1,2,4-Trimethylbenzene	ND	1.0	ug/L	0.12
Vinyl acetate	ND	2.0	ug/L	0.19
o-Xylene	ND	1.0	ug/L	0.14
Xylenes (total)	ND	2.0	ug/L	0.28
Methyl tert-butyl ether	ND	5.0	ug/L	0.17
m-Xylene & p-Xylene	ND	2.0	ug/L	0.24
1,2,3-Trimethylbenzene	ND	5.0	ug/L	0.0059
Diisopropyl Ether (DIPE)	ND	5.0	ug/L	1.5
Ethyl-t-Butyl Ether (ETBE)	ND	5.0	ug/L	0.11
Tert-amyl methyl ether (TAME)	ND	5.0	ug/L	0.067
Benzene	ND	1.0	ug/L	0.13
Bromoform	ND	1.0	ug/L	0.64
Bromomethane	ND	1.0	ug/L	0.41
Carbon tetrachloride	ND	1.0	ug/L	0.13
Chlorobenzene	ND	1.0	ug/L	0.15
Chloroethane	ND	1.0	ug/L	0.29
Chloroform	ND	1.0	ug/L	0.16
Chloromethane	ND	1.0	ug/L	0.30
1,1-Dichloroethane	ND	1.0	ug/L	0.15
1,2-Dichloroethane	ND	1.0	ug/L	0.22
1,1-Dichloroethene	ND	1.0	ug/L	0.19
1,2-Dichloropropane	ND	1.0	ug/L	0.18
cis-1,3-Dichloropropene	ND	1.0	ug/L	0.14
trans-1,3-Dichloropropene	ND	1.0	ug/L	0.19
Ethylbenzene	ND	1.0	ug/L	0.17
Methylene chloride	ND	1.0	ug/L	0.33
1,1,2,2-Tetrachloroethane	ND	1.0	ug/L	0.18
Tetrachloroethene	ND	1.0	ug/L	0.29
Toluene	ND	1.0	ug/L	0.13
1,1,1-Trichloroethane	ND	1.0	ug/L	0.22
Trichloroethene	ND	1.0	ug/L	0.17
Vinyl chloride	ND	1.0	ug/L	0.22

SURROGATE	PERCENT RECOVERY	RECOVERY LIMITS
Dibromofluoromethane	94	(73 - 122)
1,2-Dichloroethane-d4	92	(61 - 128)
Toluene-d8	91	(76 - 110)
4-Bromofluorobenzene	81	(74 - 116)

NOTE(S):

J Estimated result. Result is less than RL.

Tetra Tech NUS, Inc

Client Sample ID: TB-090109-02

GC/MS Volatiles

Lot-Sample #...: A9I020192-009	**Work Order #...:** LJ7KG1AA	**Matrix.....:** WQ	
Date Sampled...: 09/01/09	**Date Received..:** 09/02/09		
Prep Date.....: 09/10/09	**Analysis Date..:** 09/10/09		
Prep Batch #...: 9257133			
Dilution Factor: 1	**Initial Wgt/Vol:** 5 mL	**Final Wgt/Vol..:** 5 mL	
	Method.....: SW846 8260B		

PARAMETER	RESULT	REPORTING LIMIT	UNITS	MDL
Acetone	**3.1 J**	**5.0**	**ug/L**	**1.1**
Bromobenzene	ND	1.0	ug/L	0.13
Bromochloromethane	ND	1.0	ug/L	0.29
Bromodichloromethane	ND	1.0	ug/L	0.15
2-Butanone	ND	5.0	ug/L	0.57
n-Butylbenzene	ND	1.0	ug/L	0.12
sec-Butylbenzene	ND	1.0	ug/L	0.13
tert-Butylbenzene	ND	1.0	ug/L	0.13
Carbon disulfide	ND	1.0	ug/L	0.13
Dibromochloromethane	ND	1.0	ug/L	0.18
1,2-Dibromo-3-chloro-propane	ND	2.0	ug/L	0.67
2-Chloroethyl vinyl ether	ND	5.0	ug/L	0.99
2-Chlorotoluene	ND	1.0	ug/L	0.11
4-Chlorotoluene	ND	1.0	ug/L	0.18
1,2-Dibromoethane	ND	1.0	ug/L	0.24
Dibromomethane	ND	1.0	ug/L	0.28
1,2-Dichlorobenzene	ND	1.0	ug/L	0.13
1,3-Dichlorobenzene	ND	1.0	ug/L	0.14
1,4-Dichlorobenzene	ND	1.0	ug/L	0.13
Dichlorodifluoromethane	ND	1.0	ug/L	0.31
cis-1,2-Dichloroethene	ND	1.0	ug/L	0.17
trans-1,2-Dichloroethene	ND	1.0	ug/L	0.19
1,3-Dichloropropane	ND	1.0	ug/L	0.16
2,2-Dichloropropane	ND	1.0	ug/L	0.13
1,1-Dichloropropene	ND	1.0	ug/L	0.13
Trichlorofluoromethane	ND	1.0	ug/L	0.21
Hexachlorobutadiene	ND	1.0	ug/L	0.30
2-Hexanone	ND	5.0	ug/L	0.41
Isopropylbenzene	ND	1.0	ug/L	0.13
p-Isopropyltoluene	ND	1.0	ug/L	0.12
tert-Butyl alcohol	ND	20	ug/L	3.9
4-Methyl-2-pentanone	ND	5.0	ug/L	0.32
Naphthalene	ND	1.0	ug/L	0.24
n-Propylbenzene	ND	1.0	ug/L	0.14
Styrene	ND	1.0	ug/L	0.11
1,1,1,2-Tetrachloroethane	ND	1.0	ug/L	0.23
1,2,3-Trichlorobenzene	ND	1.0	ug/L	0.17

(Continued on next page)

Tetra Tech NUS, Inc

Client Sample ID: TB-090109-02

GC/MS Volatiles

Lot-Sample #...: A9I020192-009 **Work Order #...:** LJ7KG1AA **Matrix.....:** WQ

PARAMETER	RESULT	REPORTING LIMIT	UNITS	MDL
1,2,4-Trichloro-benzene	ND	1.0	ug/L	0.15
1,2,3-Trichloropropane	ND	1.0	ug/L	0.43
1,1,2-Trichloro-1,2,2-trifluoroethane	ND	1.0	ug/L	0.28
1,2,4-Trimethylbenzene	ND	1.0	ug/L	0.12
Vinyl acetate	ND	2.0	ug/L	0.19
o-Xylene	ND	1.0	ug/L	0.14
Xylenes (total)	ND	2.0	ug/L	0.28
Methyl tert-butyl ether	ND	5.0	ug/L	0.17
m-Xylene & p-Xylene	ND	2.0	ug/L	0.24
1,2,3-Trimethylbenzene	ND	5.0	ug/L	0.0059
Diisopropyl Ether (DIPE)	ND	5.0	ug/L	1.5
Ethyl-t-Butyl Ether (ETBE)	ND	5.0	ug/L	0.11
Tert-amyl methyl ether (TAME)	ND	5.0	ug/L	0.067
Benzene	ND	1.0	ug/L	0.13
Bromoform	ND	1.0	ug/L	0.64
Bromomethane	ND	1.0	ug/L	0.41
Carbon tetrachloride	ND	1.0	ug/L	0.13
Chlorobenzene	ND	1.0	ug/L	0.15
Chloroethane	ND	1.0	ug/L	0.29
Chloroform	ND	1.0	ug/L	0.16
Chloromethane	ND	1.0	ug/L	0.30
1,1-Dichloroethane	ND	1.0	ug/L	0.15
1,2-Dichloroethane	ND	1.0	ug/L	0.22
1,1-Dichloroethene	ND	1.0	ug/L	0.19
1,2-Dichloropropane	ND	1.0	ug/L	0.18
cis-1,3-Dichloropropene	ND	1.0	ug/L	0.14
trans-1,3-Dichloropropene	ND	1.0	ug/L	0.19
Ethylbenzene	ND	1.0	ug/L	0.17
Methylene chloride	ND	1.0	ug/L	0.33
1,1,2,2-Tetrachloroethane	ND	1.0	ug/L	0.18
Tetrachloroethene	ND	1.0	ug/L	0.29
Toluene	ND	1.0	ug/L	0.13
1,1,1-Trichloroethane	ND	1.0	ug/L	0.22
Trichloroethene	ND	1.0	ug/L	0.17
Vinyl chloride	ND	1.0	ug/L	0.22

SURROGATE	PERCENT RECOVERY	RECOVERY LIMITS
Dibromofluoromethane	93	(73 - 122)
1,2-Dichloroethane-d4	94	(61 - 128)
Toluene-d8	90	(76 - 110)
4-Bromofluorobenzene	79	(74 - 116)

NOTE(S):

J Estimated result. Result is less than RL.

Tetra Tech NUS, Inc

Client Sample ID: TB-090209

GC/MS Volatiles

Lot-Sample #...: A9I030186-007 **Work Order #...:** LJ9N71AA **Matrix.....:** WQ
Date Sampled...: 09/02/09 **Date Received..:** 09/03/09
Prep Date.....: 09/15/09 **Analysis Date..:** 09/15/09
Prep Batch #...: 9259176
Dilution Factor: 1 **Initial Wgt/Vol:** 5 mL **Final Wgt/Vol..:** 5 mL
Method.....: SW846 8260B

PARAMETER	RESULT	REPORTING LIMIT	UNITS	MDL
Acetone	**3.4 J**	**5.0**	**ug/L**	**1.1**
Bromobenzene	ND	1.0	ug/L	0.13
Bromochloromethane	ND	1.0	ug/L	0.29
Bromodichloromethane	ND	1.0	ug/L	0.15
2-Butanone	ND	5.0	ug/L	0.57
n-Butylbenzene	ND	1.0	ug/L	0.12
sec-Butylbenzene	ND	1.0	ug/L	0.13
tert-Butylbenzene	ND	1.0	ug/L	0.13
Carbon disulfide	ND	1.0	ug/L	0.13
Dibromochloromethane	ND	1.0	ug/L	0.18
1,2-Dibromo-3-chloro-propane	ND	2.0	ug/L	0.67
2-Chloroethyl vinyl ether	ND	5.0	ug/L	0.99
2-Chlorotoluene	ND	1.0	ug/L	0.11
4-Chlorotoluene	ND	1.0	ug/L	0.18
1,2-Dibromoethane	ND	1.0	ug/L	0.24
Dibromomethane	ND	1.0	ug/L	0.28
1,2-Dichlorobenzene	ND	1.0	ug/L	0.13
1,3-Dichlorobenzene	ND	1.0	ug/L	0.14
1,4-Dichlorobenzene	ND	1.0	ug/L	0.13
Dichlorodifluoromethane	ND	1.0	ug/L	0.31
cis-1,2-Dichloroethene	ND	1.0	ug/L	0.17
trans-1,2-Dichloroethene	ND	1.0	ug/L	0.19
1,3-Dichloropropane	ND	1.0	ug/L	0.16
2,2-Dichloropropane	ND	1.0	ug/L	0.13
1,1-Dichloropropene	ND	1.0	ug/L	0.13
Trichlorofluoromethane	ND	1.0	ug/L	0.21
Hexachlorobutadiene	ND	1.0	ug/L	0.30
2-Hexanone	ND	5.0	ug/L	0.41
Isopropylbenzene	ND	1.0	ug/L	0.13
p-Isopropyltoluene	ND	1.0	ug/L	0.12
tert-Butyl alcohol	ND	20	ug/L	3.9
4-Methyl-2-pentanone	ND	5.0	ug/L	0.32
Naphthalene	ND	1.0	ug/L	0.24
n-Propylbenzene	ND	1.0	ug/L	0.14
Styrene	ND	1.0	ug/L	0.11
1,1,1,2-Tetrachloroethane	ND	1.0	ug/L	0.23
1,2,3-Trichlorobenzene	ND	1.0	ug/L	0.17

(Continued on next page)

Tetra Tech NUS, Inc

Client Sample ID: TB-090209

GC/MS Volatiles

Lot-Sample #...: A9I030186-007 **Work Order #...:** LJ9N71AA **Matrix.....:** WQ

PARAMETER	RESULT	REPORTING LIMIT	UNITS	MDL
1,2,4-Trichloro-benzene	ND	1.0	ug/L	0.15
1,2,3-Trichloropropane	ND	1.0	ug/L	0.43
1,1,2-Trichloro-1,2,2-trifluoroethane	ND	1.0	ug/L	0.28
1,2,4-Trimethylbenzene	ND	1.0	ug/L	0.12
Vinyl acetate	ND	2.0	ug/L	0.19
o-Xylene	ND	1.0	ug/L	0.14
Xylenes (total)	ND	2.0	ug/L	0.28
Methyl tert-butyl ether	ND	5.0	ug/L	0.17
m-Xylene & p-Xylene	ND	2.0	ug/L	0.24
1,2,3-Trimethylbenzene	ND	5.0	ug/L	0.0059
Diisopropyl Ether (DIPE)	ND	5.0	ug/L	1.5
Ethyl-t-Butyl Ether (ETBE)	ND	5.0	ug/L	0.11
Tert-amyl methyl ether (TAME)	ND	5.0	ug/L	0.067
Benzene	ND	1.0	ug/L	0.13
Bromoform	ND	1.0	ug/L	0.64
Bromomethane	ND	1.0	ug/L	0.41
Carbon tetrachloride	ND	1.0	ug/L	0.13
Chlorobenzene	ND	1.0	ug/L	0.15
Chloroethane	ND	1.0	ug/L	0.29
Chloroform	ND	1.0	ug/L	0.16
Chloromethane	ND	1.0	ug/L	0.30
1,1-Dichloroethane	ND	1.0	ug/L	0.15
1,2-Dichloroethane	ND	1.0	ug/L	0.22
1,1-Dichloroethene	ND	1.0	ug/L	0.19
1,2-Dichloropropane	ND	1.0	ug/L	0.18
cis-1,3-Dichloropropene	ND	1.0	ug/L	0.14
trans-1,3-Dichloropropene	ND	1.0	ug/L	0.19
Ethylbenzene	ND	1.0	ug/L	0.17
Methylene chloride	ND	1.0	ug/L	0.33
1,1,2,2-Tetrachloroethane	ND	1.0	ug/L	0.18
Tetrachloroethene	ND	1.0	ug/L	0.29
Toluene	**1.0**	**1.0**	**ug/L**	**0.13**
1,1,1-Trichloroethane	ND	1.0	ug/L	0.22
Trichloroethene	ND	1.0	ug/L	0.17
Vinyl chloride	ND	1.0	ug/L	0.22

SURROGATE	PERCENT RECOVERY	RECOVERY LIMITS
Dibromofluoromethane	101	(73 - 122)
1,2-Dichloroethane-d4	112	(61 - 128)
Toluene-d8	92	(76 - 110)
4-Bromofluorobenzene	87	(74 - 116)

NOTE(S):

J Estimated result. Result is less than RL.

Tetra Tech NUS, Inc

Client Sample ID: MSA-DMW4I-090109

GC Volatiles

Lot-Sample #...:	A9I020192-010	**Work Order #...:**	LJ7KK1CA	**Matrix.....:**	WG
Date Sampled...:	09/01/09 15:23	**Date Received..:**	09/02/09		
Prep Date.....:	09/09/09	**Analysis Date..:**	09/09/09		
Prep Batch #...:	9253068				
Dilution Factor:	1	**Initial Wgt/Vol:**	1 mL	**Final Wgt/Vol..:**	1 mL
		Method.....:	RSK SOP-175		

PARAMETER	RESULT	REPORTING LIMIT	UNITS	MDL
Methane	53	**0.50**	**ug/L**	**0.17**
Ethane	ND	0.50	ug/L	0.27
Ethene	4.3	**0.50**	**ug/L**	**0.24**

Tetra Tech NUS, Inc

Client Sample ID: MSA-MW18I-090109

GC Volatiles

Lot-Sample #...:	A9I020192-007	**Work Order #...:**	LJ7J51C2	**Matrix.....:**	WG
Date Sampled...:	09/01/09 11:10	**Date Received..:**	09/02/09		
Prep Date.....:	09/09/09	**Analysis Date..:**	09/09/09		
Prep Batch #...:	9253068				
Dilution Factor:	1	**Initial Wgt/Vol:**	1 mL	**Final Wgt/Vol..:**	1 mL
		Method.....:	RSK SOP-175		

PARAMETER	RESULT	REPORTING LIMIT	UNITS	MDL
Methane	390	**0.50**	**ug/L**	**0.17**
Ethane	2.7	**0.50**	**ug/L**	**0.27**
Ethene	26	**0.50**	**ug/L**	**0.24**

Tetra Tech NUS, Inc

Client Sample ID: MSA-MW18S-090109

GC Volatiles

Lot-Sample #...:	A9I020192-006	**Work Order #...:**	LJ7J31CR	**Matrix.....:**	WG
Date Sampled...:	09/01/09 09:05	**Date Received..:**	09/02/09		
Prep Date.....:	09/09/09	**Analysis Date..:**	09/09/09		
Prep Batch #...:	9253068				
Dilution Factor:	1	**Initial Wgt/Vol:**	1 mL	**Final Wgt/Vol..:**	1 mL
		Method.....:	RSK SOP-175		

PARAMETER	RESULT	REPORTING LIMIT	UNITS	MDL
Methane	230	**0.50**	**ug/L**	**0.17**
Ethane	0.95	**0.50**	**ug/L**	**0.27**
Ethene	8.0	**0.50**	**ug/L**	**0.24**

Form 1

ORGANIC ANALYSIS DATA SHEET

EPA 8260B-SIM

MSA-DMW2S-090109

Laboratory:	TestAmerica Irvine			SDG:	9I02192
Client:	TestAmerica North Canton			Project:	MSA Groundwater Sampling
Matrix:	Water	Laboratory ID:	ISI0872-09	File ID:	V0914009.D
Sampled:	09/01/09 16:35	Prepared:	09/14/09 00:00	Analyzed:	09/14/09 14:47
Solids:		Preparation:	EPA 5030B GCMS	Initial/Final:	10 ml / 10 ml
Batch:	9I14020	Sequence:		Calibration:	Instrument: gcms45

CAS NO.	COMPOUND	DILUTION	CONC. (ug/l)	Q
123-91-1	1,4-Dioxane	50	250	D
123-91-1	1,4-Dioxane	50	250	D

SYSTEM MONITORING COMPOUND	ADDED (ug/l)	CONC (ug/l)	% REC	QC LIMITS	Q
Dibromofluoromethane	1.00	0.870	87	80 - 120	
Dibromofluoromethane	1.00	0.870	87	80 - 120	

INTERNAL STANDARD	AREA	RT	REF AREA	REF RT	Q
1,4-Dioxane-d8 (IS)	16281	5.73	17949	5.73	
Pentafluorobenzene	154419	4.52	151096	4.52	

* Values outside of QC limits

Form 1

ORGANIC ANALYSIS DATA SHEET

EPA 8260B-SIM

MSA-DMW4I-090109

Laboratory:	TestAmerica Irvine			SDG:	9I02192
Client:	TestAmerica North Canton			Project:	MSA Groundwater Sampling
Matrix:	Water	Laboratory ID:	ISI0872-08	File ID:	V0914008.D
Sampled:	09/01/09 15:23	Prepared:	09/14/09 00:00	Analyzed:	09/14/09 14:18
Solids:		Preparation:	EPA 5030B GCMS	Initial/Final:	10 ml / 10 ml
Batch:	9I14020	Sequence:		Calibration:	Instrument: gcms45

CAS NO.	COMPOUND	DILUTION	CONC. (ug/l)	Q
123-91-1	1,4-Dioxane	10	120	D
123-91-1	1,4-Dioxane	10	120	D

SYSTEM MONITORING COMPOUND	ADDED (ug/l)	CONC (ug/l)	% REC	QC LIMITS	Q
Dibromofluoromethane	1.00	0.960	96	80 - 120	
Dibromofluoromethane	1.00	0.960	96	80 - 120	

INTERNAL STANDARD	AREA	RT	REF AREA	REF RT	Q
1,4-Dioxane-d8 (IS)	17705	5.73	17949	5.73	
Pentafluorobenzene	145352	4.52	151096	4.52	

* Values outside of QC limits

Form 1
ORGANIC ANALYSIS DATA SHEET
EPA 8260B-SIM

MSA-DMW8D-090209

Laboratory:	TestAmerica Irvine			SDG:	9I02192
Client:	TestAmerica North Canton			Project:	MSA Groundwater Sampling
Matrix:	Water	Laboratory ID:	ISI0876-06	File ID:	V0911019.D
Sampled:	09/02/09 15:15	Prepared:	09/11/09 00:00	Analyzed:	09/11/09 18:01
Solids:		Preparation:	EPA 5030B GCMS	Initial/Final:	10 ml / 10 ml
Batch:	9I11017	Sequence:		Calibration:	Instrument: gcms45

CAS NO.	COMPOUND	DILUTION	CONC. (ug/l)	Q
123-91-1	1,4-Dioxane	10	100	D
123-91-1	1,4-Dioxane	10	100	D

SYSTEM MONITORING COMPOUND	ADDED (ug/l)	CONC (ug/l)	% REC	QC LIMITS	Q
Dibromofluoromethane	1.00	0.830	83	80 - 120	
Dibromofluoromethane	1.00	0.830	83	80 - 120	

INTERNAL STANDARD	AREA	RT	REF AREA	REF RT	Q
1,4-Dioxane-d8 (IS)	10026	5.73	8013	5.73	
Pentafluorobenzene	74554	4.52	72673	4.52	

* Values outside of QC limits

Form 1

ORGANIC ANALYSIS DATA SHEET

EPA 8260B-SIM

MSA-DMW8I-090209

Laboratory:	TestAmerica Irvine			SDG:	9I02192
Client:	TestAmerica North Canton			Project:	MSA Groundwater Sampling
Matrix:	Water	Laboratory ID:	ISI0876-05	File ID:	V0911018.D
Sampled:	09/02/09 14:05	Prepared:	09/11/09 00:00	Analyzed:	09/11/09 17:32
Solids:		Preparation:	EPA 5030B GCMS	Initial/Final:	10 ml / 10 ml
Batch:	9I11017	Sequence:		Calibration:	Instrument: gcms45

CAS NO.	COMPOUND	DILUTION	CONC. (ug/l)	Q
123-91-1	1,4-Dioxane	10	140	D
123-91-1	1,4-Dioxane	10	140	D

SYSTEM MONITORING COMPOUND	ADDED (ug/l)	CONC (ug/l)	% REC	QC LIMITS	Q
Dibromofluoromethane	1.00	0.840	84	80 - 120	
Dibromofluoromethane	1.00	0.840	84	80 - 120	

INTERNAL STANDARD	AREA	RT	REF AREA	REF RT	Q
1,4-Dioxane-d8 (IS)	9361	5.73	8013	5.73	
Pentafluorobenzene	77188	4.52	72673	4.52	

* Values outside of QC limits

Form 1

ORGANIC ANALYSIS DATA SHEET

EPA 8260B-SIM

MSA-DMW8S-090209

Laboratory:	TestAmerica Irvine			SDG:	9I02192
Client:	TestAmerica North Canton			Project:	MSA Groundwater Sampling
Matrix:	Water	Laboratory ID:	ISI0876-03	File ID:	V0911010.D
Sampled:	09/02/09 14:04	Prepared:	09/11/09 00:00	Analyzed:	09/11/09 13:35
Solids:		Preparation:	EPA 5030B GCMS	Initial/Final:	10 ml / 10 ml
Batch:	9I11017	Sequence:		Calibration:	Instrument: gcms45

CAS NO.	COMPOUND	DILUTION	CONC. (ug/l)	Q
123-91-1	1,4-Dioxane	1	31	
123-91-1	1,4-Dioxane	1	31	

SYSTEM MONITORING COMPOUND	ADDED (ug/l)	CONC (ug/l)	% REC	QC LIMITS	Q
Dibromofluoromethane	1.00	0.970	97	80 - 120	
Dibromofluoromethane	1.00	0.970	97	80 - 120	

INTERNAL STANDARD	AREA	RT	REF AREA	REF RT	Q
1,4-Dioxane-d8 (IS)	7391	5.73	8013	5.73	
Pentafluorobenzene	63713	4.52	72673	4.52	

* Values outside of QC limits

Form 1

ORGANIC ANALYSIS DATA SHEET

EPA 8260B-SIM

MSA-DMW9D-090209

Laboratory:	TestAmerica Irvine			SDG:	9I02192
Client:	TestAmerica North Canton			Project:	MSA Groundwater Sampling
Matrix:	Water	Laboratory ID:	ISI0876-02	File ID:	V0911016.D
Sampled:	09/02/09 13:20	Prepared:	09/11/09 00:00	Analyzed:	09/11/09 16:34
Solids:		Preparation:	EPA 5030B GCMS	Initial/Final:	10 ml / 10 ml
Batch:	9I11017	Sequence:		Calibration:	Instrument: gcms45

CAS NO.	COMPOUND	DILUTION	CONC. (ug/l)	Q
123-91-1	1,4-Dioxane	20	140	D
123-91-1	1,4-Dioxane	20	140	D

SYSTEM MONITORING COMPOUND	ADDED (ug/l)	CONC (ug/l)	% REC	QC LIMITS	Q
Dibromofluoromethane	1.00	0.860	86	80 - 120	
Dibromofluoromethane	1.00	0.860	86	80 - 120	

INTERNAL STANDARD	AREA	RT	REF AREA	REF RT	Q
1,4-Dioxane-d8 (IS)	8857	5.73	8013	5.73	
Pentafluorobenzene	75860	4.52	72673	4.52	

* Values outside of QC limits

Form 1

ORGANIC ANALYSIS DATA SHEET

EPA 8260B-SIM

MSA-DMW9I-090209

Laboratory:	TestAmerica Irvine			SDG:	9I02192
Client:	TestAmerica North Canton			Project:	MSA Groundwater Sampling
Matrix:	Water	Laboratory ID:	ISI0876-01	File ID:	V0911015.D
Sampled:	09/02/09 12:05	Prepared:	09/11/09 00:00	Analyzed:	09/11/09 16:05
Solids:		Preparation:	EPA 5030B GCMS	Initial/Final:	10 ml / 10 ml
Batch:	9I11017	Sequence:		Calibration:	Instrument: gcms45

CAS NO.	COMPOUND	DILUTION	CONC. (ug/l)	Q
123-91-1	1,4-Dioxane	20	250	D
123-91-1	1,4-Dioxane	20	250	D

SYSTEM MONITORING COMPOUND	ADDED (ug/l)	CONC (ug/l)	% REC	QC LIMITS	Q
Dibromofluoromethane	1.00	0.850	85	80 - 120	
Dibromofluoromethane	1.00	0.850	85	80 - 120	

INTERNAL STANDARD	AREA	RT	REF AREA	REF RT	Q
1,4-Dioxane-d8 (IS)	8295	5.73	8013	5.73	
Pentafluorobenzene	75568	4.52	72673	4.52	

* Values outside of QC limits

Form 1

ORGANIC ANALYSIS DATA SHEET

EPA 8260B-SIM

MSA-DMW9S-090209

Laboratory:	TestAmerica Irvine			SDG:	9I02192
Client:	TestAmerica North Canton			Project:	MSA Groundwater Sampling
Matrix:	Water	Laboratory ID:	ISI0876-04	File ID:	V0911017.D
Sampled:	09/02/09 12:10	Prepared:	09/11/09 00:00	Analyzed:	09/11/09 17:03
Solids:		Preparation:	EPA 5030B GCMS	Initial/Final:	10 ml / 10 ml
Batch:	9I11017	Sequence:		Calibration:	Instrument: gcms45

CAS NO.	COMPOUND	DILUTION	CONC. (ug/l)	Q
123-91-1	1,4-Dioxane	10	78	D
123-91-1	1,4-Dioxane	10	78	D

SYSTEM MONITORING COMPOUND	ADDED (ug/l)	CONC (ug/l)	% REC	QC LIMITS	Q
Dibromofluoromethane	1.00	0.830	83	80 - 120	
Dibromofluoromethane	1.00	0.830	83	80 - 120	

INTERNAL STANDARD	AREA	RT	REF AREA	REF RT	Q
1,4-Dioxane-d8 (IS)	7580	5.73	8013	5.73	
Pentafluorobenzene	81931	4.52	72673	4.52	

* Values outside of QC limits

Form 1

ORGANIC ANALYSIS DATA SHEET

EPA 8260B-SIM

MSA-MW18I-090109

Laboratory:	TestAmerica Irvine			SDG:	9I02192
Client:	TestAmerica North Canton			Project:	MSA Groundwater Sampling
Matrix:	Water	Laboratory ID:	ISI0872-06	File ID:	V0914006.D
Sampled:	09/01/09 11:10	Prepared:	09/14/09 00:00	Analyzed:	09/14/09 13:20
Solids:		Preparation:	EPA 5030B GCMS	Initial/Final:	10 ml / 10 ml
Batch:	9I14020	Sequence:		Calibration:	Instrument: gcms45

CAS NO.	COMPOUND	DILUTION	CONC. (ug/l)	Q
123-91-1	1,4-Dioxane	10	350	D
123-91-1	1,4-Dioxane	10	350	D

SYSTEM MONITORING COMPOUND	ADDED (ug/l)	CONC (ug/l)	% REC	QC LIMITS	Q
Dibromofluoromethane	1.00	0.940	94	80 - 120	
Dibromofluoromethane	1.00	0.940	94	80 - 120	

INTERNAL STANDARD	AREA	RT	REF AREA	REF RT	Q
1,4-Dioxane-d8 (IS)	18594	5.73	17949	5.73	
Pentafluorobenzene	152070	4.52	151096	4.52	

* Values outside of QC limits

Form 1

ORGANIC ANALYSIS DATA SHEET

EPA 8260B-SIM

MSA-MW18S-090109

Laboratory:	TestAmerica Irvine			SDG:	9I02192
Client:	TestAmerica North Canton			Project:	MSA Groundwater Sampling
Matrix:	Water	Laboratory ID:	ISI0872-05	File ID:	V0914005.D
Sampled:	09/01/09 09:05	Prepared:	09/14/09 00:00	Analyzed:	09/14/09 12:51
Solids:		Preparation:	EPA 5030B GCMS	Initial/Final:	10 ml / 10 ml
Batch:	9I14020	Sequence:		Calibration:	Instrument: gcms45

CAS NO.	COMPOUND	DILUTION	CONC. (ug/l)	Q
123-91-1	1,4-Dioxane	10	150	D
123-91-1	1,4-Dioxane	10	150	D

SYSTEM MONITORING COMPOUND	ADDED (ug/l)	CONC (ug/l)	% REC	QC LIMITS	Q
Dibromofluoromethane	1.00	0.920	92	80 - 120	
Dibromofluoromethane	1.00	0.920	92	80 - 120	

INTERNAL STANDARD	AREA	RT	REF AREA	REF RT	Q
1,4-Dioxane-d8 (IS)	17674	5.73	17949	5.73	
Pentafluorobenzene	153723	4.52	151096	4.52	

* Values outside of QC limits

Form 1
ORGANIC ANALYSIS DATA SHEET
EPA 8260B-SIM

MSA-MW19D-090109

Laboratory:	TestAmerica Irvine		SDG:	9I02192	
Client:	TestAmerica North Canton		Project:	MSA Groundwater Sampling	
Matrix:	Water	Laboratory ID:	ISI0872-04	File ID:	Q0911013.D
Sampled:	09/01/09 14:45	Prepared:	09/11/09 00:00	Analyzed:	09/11/09 15:41
Solids:		Preparation:	EPA 5030B GCMS	Initial/Final:	10 ml / 10 ml
Batch:	9I11016	Sequence:		Calibration:	Instrument: GCMS33

CAS NO.	COMPOUND	DILUTION	CONC. (ug/l)	Q
123-91-1	1,4-Dioxane	1	2.0	U
123-91-1	1,4-Dioxane	1	2.0	U

SYSTEM MONITORING COMPOUND	ADDED (ug/l)	CONC (ug/l)	% REC	QC LIMITS	Q
Dibromofluoromethane	1.00	1.10	110	80 - 120	
Dibromofluoromethane	1.00	1.10	110	80 - 120	

INTERNAL STANDARD	AREA	RT	REF AREA	REF RT	Q
1,4-Dioxane-d8 (IS)	8514	7.96	11633	7.96	
Pentafluorobenzene	60079	6.69	94357	6.69	

* Values outside of QC limits

Form 1

ORGANIC ANALYSIS DATA SHEET

EPA 8260B-SIM

MSA-MW19I-090109

Laboratory:	TestAmerica Irvine			SDG:	9I02192
Client:	TestAmerica North Canton			Project:	MSA Groundwater Sampling
Matrix:	Water	Laboratory ID:	ISI0872-07	File ID:	V0914007.D
Sampled:	09/01/09 14:45	Prepared:	09/14/09 00:00	Analyzed:	09/14/09 13:49
Solids:		Preparation:	EPA 5030B GCMS	Initial/Final:	10 ml / 10 ml
Batch:	9I14020	Sequence:		Calibration:	Instrument: gcms45

CAS NO.	COMPOUND	DILUTION	CONC. (ug/l)	Q
123-91-1	1,4-Dioxane	4	33	D
123-91-1	1,4-Dioxane	4	33	D

SYSTEM MONITORING COMPOUND	ADDED (ug/l)	CONC (ug/l)	% REC	QC LIMITS	Q
Dibromofluoromethane	1.00	0.890	89	80 - 120	
Dibromofluoromethane	1.00	0.890	89	80 - 120	

INTERNAL STANDARD	AREA	RT	REF AREA	REF RT	Q
1,4-Dioxane-d8 (IS)	19502	5.73	17949	5.73	
Pentafluorobenzene	157407	4.52	151096	4.52	

* Values outside of QC limits

Form 1

ORGANIC ANALYSIS DATA SHEET

EPA 8260B-SIM

MSA-MW24I-090109

Laboratory:	TestAmerica Irvine			SDG:	9I02192
Client:	TestAmerica North Canton			Project:	MSA Groundwater Sampling
Matrix:	Water	Laboratory ID:	ISI0872-03	File ID:	Q0911012.D
Sampled:	09/01/09 11:45	Prepared:	09/11/09 00:00	Analyzed:	09/11/09 15:09
Solids:		Preparation:	EPA 5030B GCMS	Initial/Final:	10 ml / 10 ml
Batch:	9I11016	Sequence:		Calibration:	Instrument: GCMS33

CAS NO.	COMPOUND	DILUTION	CONC. (ug/l)	Q
123-91-1	1,4-Dioxane	1	2.0	U
123-91-1	1,4-Dioxane	1	2.0	U

SYSTEM MONITORING COMPOUND	ADDED (ug/l)	CONC (ug/l)	% REC	QC LIMITS	Q
Dibromofluoromethane	1.00	1.11	111	80 - 120	
Dibromofluoromethane	1.00	1.11	111	80 - 120	

INTERNAL STANDARD	AREA	RT	REF AREA	REF RT	Q
1,4-Dioxane-d8 (IS)	8708	7.96	11633	7.96	
Pentafluorobenzene	68914	6.69	94357	6.69	

* Values outside of QC limits

Form 1

ORGANIC ANALYSIS DATA SHEET

EPA 8260B-SIM

MSA-MW24S-090109

Laboratory:	TestAmerica Irvine			SDG:	9I02192
Client:	TestAmerica North Canton			Project:	MSA Groundwater Sampling
Matrix:	Water	Laboratory ID:	ISI0872-02	File ID:	Q0911011.D
Sampled:	09/01/09 10:30	Prepared:	09/11/09 00:00	Analyzed:	09/11/09 14:38
Solids:		Preparation:	EPA 5030B GCMS	Initial/Final:	10 ml / 10 ml
Batch:	9I11016	Sequence:		Calibration:	Instrument: GCMS33

CAS NO.	COMPOUND	DILUTION	CONC. (ug/l)	Q
123-91-1	1,4-Dioxane	1	3.0	
123-91-1	1,4-Dioxane	1	3.0	

SYSTEM MONITORING COMPOUND	ADDED (ug/l)	CONC (ug/l)	% REC	QC LIMITS	Q
Dibromofluoromethane	1.00	1.08	108	80 - 120	
Dibromofluoromethane	1.00	1.08	108	80 - 120	

INTERNAL STANDARD	AREA	RT	REF AREA	REF RT	Q
1,4-Dioxane-d8 (IS)	9033	7.96	11633	7.96	
Pentafluorobenzene	67226	6.69	94357	6.69	

* Values outside of QC limits

Form 1

ORGANIC ANALYSIS DATA SHEET

EPA 8260B-SIM

MSA-MW30D-090109

Laboratory:	TestAmerica Irvine			SDG:	9I02192
Client:	TestAmerica North Canton			Project:	MSA Groundwater Sampling
Matrix:	Water	Laboratory ID:	ISI0872-01	File ID:	Q0911010.D
Sampled:	09/01/09 08:45	Prepared:	09/11/09 00:00	Analyzed:	09/11/09 14:06
Solids:		Preparation:	EPA 5030B GCMS	Initial/Final:	10 ml / 10 ml
Batch:	9I11016	Sequence:		Calibration:	Instrument: GCMS33

CAS NO.	COMPOUND	DILUTION	CONC. (ug/l)	Q
123-91-1	1,4-Dioxane	1	2.0	U
123-91-1	1,4-Dioxane	1	2.0	U

SYSTEM MONITORING COMPOUND	ADDED (ug/l)	CONC (ug/l)	% REC	QC LIMITS	Q
Dibromofluoromethane	1.00	1.09	109	80 - 120	
Dibromofluoromethane	1.00	1.09	109	80 - 120	

INTERNAL STANDARD	AREA	RT	REF AREA	REF RT	Q
1,4-Dioxane-d8 (IS)	8661	7.96	11633	7.96	
Pentafluorobenzene	68457	6.69	94357	6.69	

* Values outside of QC limits

Tetra Tech NUS, Inc

Client Sample ID: MSA-DMW8S-090209

GC Volatiles

Lot-Sample #...:	A9I030186-003	**Work Order #...:**	LJ9N11CN	**Matrix.....:**	WG
Date Sampled...:	09/02/09 14:04	**Date Received..:**	09/03/09		
Prep Date.....:	09/04/09	**Analysis Date..:**	09/04/09		
Prep Batch #...:	9251080				
Dilution Factor:	1	**Initial Wgt/Vol:**	5 mL	**Final Wgt/Vol..:**	5 mL
		Method.....:	SW846 8015B		

PARAMETER	RESULT	REPORTING LIMIT	UNITS	MDL
TPH (as Gasoline)	ND	100	ug/L	28

SURROGATE	PERCENT RECOVERY	RECOVERY LIMITS
Trifluorotoluene	120	(10 - 150)

Tetra Tech NUS, Inc

Client Sample ID: MSA-DMW9S-090209

GC Volatiles

Lot-Sample #...:	A9I030186-004	**Work Order #...:**	LJ9N21CN	**Matrix.....:**	WG
Date Sampled...:	09/02/09 12:10	**Date Received..:**	09/03/09		
Prep Date.....:	09/08/09	**Analysis Date..:**	09/08/09		
Prep Batch #...:	9252117				
Dilution Factor:	200	**Initial Wgt/Vol:**	5 mL	**Final Wgt/Vol..:**	5 mL
		Method.....:	SW846 8015B		

PARAMETER	RESULT	REPORTING LIMIT	UNITS	MDL
TPH (as Gasoline)	**70000 B**	**20000**	**ug/L**	**5600**

SURROGATE	PERCENT RECOVERY	RECOVERY LIMITS
Trifluorotoluene	106	(10 - 150)

NOTE(S):

B Method blank contamination. The associated method blank contains the target analyte at a reportable level.

Tetra Tech NUS, Inc

Client Sample ID: MSA-MW18S-090109

GC Volatiles

Lot-Sample #...:	A9I020192-006	**Work Order #...:**	LJ7J31CQ	**Matrix.....:**	WG
Date Sampled...:	09/01/09 09:05	**Date Received..:**	09/02/09		
Prep Date.....:	09/08/09	**Analysis Date..:**	09/08/09		
Prep Batch #...:	9252117				
Dilution Factor:	2	**Initial Wgt/Vol:**	5 mL	**Final Wgt/Vol..:**	5 mL
		Method.....:	SW846 8015B		

PARAMETER	RESULT	REPORTING LIMIT	UNITS	MDL
TPH (as Gasoline)	**1700 B**	**200**	**ug/L**	**56**

SURROGATE	PERCENT RECOVERY	RECOVERY LIMITS
Trifluorotoluene	148	(10 - 150)

NOTE(S):

B Method blank contamination. The associated method blank contains the target analyte at a reportable level.

Tetra Tech NUS, Inc

Client Sample ID: MSA-MW24S-090109

GC Volatiles

Lot-Sample #...:	A9I020192-002	**Work Order #...:**	LJ7JC1CQ	**Matrix.....:**	WG
Date Sampled...:	09/01/09 10:30	**Date Received..:**	09/02/09		
Prep Date.....:	09/04/09	**Analysis Date..:**	09/04/09		
Prep Batch #...:	9251080				
Dilution Factor:	1	**Initial Wgt/Vol:**	5 mL	**Final Wgt/Vol..:**	5 mL
		Method.....:	SW846 8015B		

PARAMETER	RESULT	REPORTING LIMIT	UNITS	MDL
TPH (as Gasoline)	36 J	**100**	**ug/L**	**28**

SURROGATE	PERCENT RECOVERY	RECOVERY LIMITS
Trifluorotoluene	120	(10 - 150)

NOTE(S):

J Estimated result. Result is less than RL.

Tetra Tech NUS, Inc

Client Sample ID: MSA-DMW8S-090209

GC Semivolatiles

Lot-Sample #...: A9I030186-003	**Work Order #...:** LJ9N11CM	**Matrix.....:** WG	
Date Sampled...: 09/02/09 14:04	**Date Received..:** 09/03/09		
Prep Date.....: 09/04/09	**Analysis Date..:** 09/08/09		
Prep Batch #...: 9247036			
Dilution Factor: 5	**Initial Wgt/Vol:** 1000 mL	**Final Wgt/Vol..:** 1 mL	
	Method.....: SW846 8015B		

PARAMETER	RESULT	REPORTING LIMIT	UNITS	MDL
TPH (as Diesel)	**840 B**	**500**	**ug/L**	**150**

SURROGATE	PERCENT RECOVERY	RECOVERY LIMITS
C9 (nonane)	51 DIL	(10 - 110)

NOTE(S):

DIL The concentration is estimated or not reported due to dilution or the presence of interfering analytes.

B Method blank contamination. The associated method blank contains the target analyte at a reportable level.

Tetra Tech NUS, Inc

Client Sample ID: MSA-DMW9S-090209

GC Semivolatiles

Lot-Sample #...:	A9I030186-004	**Work Order #...:**	LJ9N21CM	**Matrix.....:**	WG
Date Sampled...:	09/02/09 12:10	**Date Received..:**	09/03/09		
Prep Date.....:	09/04/09	**Analysis Date..:**	09/05/09		
Prep Batch #...:	9247036				
Dilution Factor:	1	**Initial Wgt/Vol:**	1040 mL	**Final Wgt/Vol..:**	1 mL
		Method.....:	SW846 8015B		

PARAMETER	RESULT	REPORTING LIMIT	UNITS	MDL
TPH (as Diesel)	**680 B**	**100**	**ug/L**	**30**

SURROGATE	PERCENT RECOVERY	RECOVERY LIMITS
C9 (nonane)	49	(10 - 110)

NOTE(S):

B Method blank contamination. The associated method blank contains the target analyte at a reportable level.

Tetra Tech NUS, Inc

Client Sample ID: MSA-MW18S-090109

GC Semivolatiles

Lot-Sample #...:	A9I020192-006	**Work Order #...:**	LJ7J31CP	**Matrix.....:**	WG
Date Sampled...:	09/01/09 09:05	**Date Received..:**	09/02/09		
Prep Date.....:	09/02/09	**Analysis Date..:**	09/05/09		
Prep Batch #...:	9245353				
Dilution Factor:	1	**Initial Wgt/Vol:**	1050 mL	**Final Wgt/Vol..:**	1 mL
		Method.....:	SW846 8015B		

PARAMETER	RESULT	REPORTING LIMIT	UNITS	MDL
TPH (as Diesel)	320 B	**100**	**ug/L**	**46**

SURROGATE	PERCENT RECOVERY	RECOVERY LIMITS
C9 (nonane)	83	(10 - 110)

NOTE(S):

B Method blank contamination. The associated method blank contains the target analyte at a reportable level.

Tetra Tech NUS, Inc

Client Sample ID: MSA-MW24S-090109

GC Semivolatiles

Lot-Sample #...: A9I020192-002	**Work Order #...:** LJ7JC1CP	**Matrix.....:** WG	
Date Sampled...: 09/01/09 10:30	**Date Received..:** 09/02/09		
Prep Date.....: 09/02/09	**Analysis Date..:** 09/05/09		
Prep Batch #...: 9245353			
Dilution Factor: 1	**Initial Wgt/Vol:** 990 mL	**Final Wgt/Vol..:** 1 mL	
	Method.....: SW846 8015B		

PARAMETER	RESULT	REPORTING LIMIT	UNITS	MDL
TPH (as Diesel)	**190 B**	**100**	**ug/L**	**46**

SURROGATE	PERCENT RECOVERY	RECOVERY LIMITS
C9 (nonane)	86	(10 - 110)

NOTE(S):

B Method blank contamination. The associated method blank contains the target analyte at a reportable level.

Appendix C

Support Documentation

CASE NARRATIVE

9I02192

The following report contains the analytical results for fifteen water samples and three quality control samples submitted to TestAmerica North Canton by Tetra Tech NUS, Inc from the MSA GW Sampling Site, project number 112IC02298. The samples were received September 02, 2009 and September 03, 2009, according to documented sample acceptance procedures.

The 8260 SIM 1,4 Dioxane analysis was performed at the TestAmerica Irvine Laboratory. Please refer to the narrative provided in the Irvine package

The 6850 Perchlorate analysis was performed at the TestAmerica West Sacramento Laboratory. Please refer to the narrative provided in the West Sacramento package.

The 6010B Metals analysis was performed at the TestAmerica Pittsburgh Laboratory. Please refer to the narrative provided in the Pittsburgh package.

TestAmerica utilizes USEPA approved methods in all analytical work. The samples presented in this report were analyzed for the parameter(s) listed on the analytical methods summary page in accordance with the method(s) indicated. A summary of QC data for these analyses is included at the back of the report.

TestAmerica North Canton attests to the validity of the laboratory data generated by TestAmerica facilities reported herein. All analyses performed by TestAmerica facilities were done using established laboratory SOPs that incorporate QA/QC procedures described in the applicable methods. TestAmerica's operations groups have reviewed the data for compliance with the laboratory QA/QC plan, and data have been found to be compliant with laboratory protocols unless otherwise noted below.

The test results in this report meet all NELAP requirements for parameters for which accreditation is required or available. Any exceptions to NELAP requirements are noted in this report. Pursuant to NELAP, this report may not be reproduced, except in full, without the written approval of the laboratory.

All parameters were evaluated to the method detection limit and include qualified results where applicable.

Please refer to the Quality Control Elements Narrative following this case narrative for additional quality control information.

If you have any questions, please call the Project Manager, Patrick J. O'Meara, at 330-497-9396.

CASE NARRATIVE (continued)

This report is sequentially paginated. The final page of the report is labeled as "END OF REPORT."

SUPPLEMENTAL QC INFORMATION

SAMPLE RECEIVING

The temperature of the cooler upon sample receipt was 1.6, 2.9 and 3.3°C.
See TestAmerica's Cooler Receipt Form for additional information.

GC/MS VOLATILES

The sample(s) that contained concentrations of target analyte(s) at a reportable level in the associated Method Blank(s) were flagged with "B". All target analytes in the Method Blank must be below the reporting limit (RL) or the associated sample(s) must be ND with the exception of common laboratory contaminants.

The sample(s) that contain results between the MDL and the RL were flagged with "J". There is a possibility of false positive or mis-identification at these quantitation levels. In analytical methods requiring confirmation of the analyte reported, confirmation was performed only down to the standard reporting limit (SRL). The acceptance criteria for QC samples may not be met at these quantitation levels.

2-Chloroethyl vinyl ether cannot be reliably recovered in an acid preserved sample.

The Closing CCV associated with batch 9251080 exceeded method criteria on the high side due to carryover from the previous sample. Since the sample result(s) was/were below the requested reporting limit the result(s) was/were accepted.

DISSOLVED GASES/RSK

The analytical results met the requirements of the laboratory's QA/QC program.

PURGEABLE PETROLEUM HYDROCARBONS-8015

The sample(s) that contained concentrations of target analyte(s) at a reportable level in the associated Method Blank(s) were flagged with "B". All target analytes in the Method Blank must be below the reporting limit (RL) or the associated sample(s) must be ND with the exception of common laboratory contaminants.

CASE NARRATIVE (continued)

PURGEABLE PETROLEUM HYDROCARBONS-8015

The sample(s) that contain results between the MDL and the RL were flagged with "J". There is a possibility of false positive or mis-identification at these quantitation levels. In analytical methods requiring confirmation of the analyte reported, confirmation was performed only down to the standard reporting limit (SRL). The acceptance criteria for QC samples may not be met at these quantitation levels.

EXTRACTABLE PETROLEUM HYDROCARBONS-8015

The sample(s) that contained concentrations of target analyte(s) at a reportable level in the associated Method Blank(s) were flagged with "B". All target analytes in the Method Blank must be below the reporting limit (RL) or the associated sample(s) must be ND with the exception of common laboratory contaminants.

The sample(s) that contain results between the MDL and the RL were flagged with "J". There is a possibility of false positive or mis-identification at these quantitation levels. In analytical methods requiring confirmation of the analyte reported, confirmation was performed only down to the standard reporting limit (SRL). The acceptance criteria for QC samples may not be met at these quantitation levels.

METALS

The sample(s) that contain results between the MDL and the RL were flagged with "B". There is the possibility of false positive or mis-identification at these quantitation levels. The acceptance criteria for the ICB, CCB, and Method Blank are +/- the standard reporting limit (SRL).

Serial dilution of a sample in this lot indicates that physical and chemical interferences were present. Refer to the sample report pages for the affected analytes flagged with "E".

The sample(s) had elevated reporting limits due to matrix interferences. Refer to the sample report pages for the affected analyte(s) flagged with "G".

The sample(s) that contained concentrations of target analyte(s) at a reportable level in the associated Method Blank(s) were flagged with "J". Refer to the sample report pages for the affected analyte(s).

Matrix spike recovery and relative percent difference (RPD) data were not calculated for some analytes for MSA-DMW9I-090209 due to the sample concentration reading greater than four times the spike amount. See the Matrix Spike Report for the affected analytes which will be flagged with "NC, MSB".

CASE NARRATIVE (continued)

METALS

The matrix spike/matrix spike duplicate(s) for MSA-DMW9I-090209 had recoveries outside acceptance limits. However, since the associated method blank(s) and laboratory control sample(s) were in control, no corrective action was necessary.

No ICP MS Form IX was provided for batch(es) 9252016 . The serial dilution was performed on a different sample from the same QC batch(es).

The sample duplicate RPD was outside the acceptance limits for some analytes. The result is less than five times the reporting limit; therefore, no corrective action is required. Refer to the sample duplicate report for RPDS that exceed 20%.

GENERAL CHEMISTRY

The sample(s) that contain results between the MDL and the RL were flagged with "B". There is the possibility of false positive or mis-identification at these quantitation levels. The acceptance criteria for the ICB, CCB, and Method Blank are +/- the standard reporting limit (SRL).

The sample(s) had elevated reporting limits due to matrix interferences. Refer to the sample report pages for the affected analyte(s) flagged with "G".

The sample(s) that contained concentrations of target analyte(s) at a reportable level in the associated Method Blank(s) were flagged with "J". Refer to the sample report pages for the affected analytes(s).

Matrix spike recovery and relative percent difference (RPD) data were not calculated for some analytes for batch(es) 9247143 due to the sample concentration reading greater than four times the spike amount. See the Matrix Spike Report for the affected analytes which will be flagged with "NC, MSB".

The matrix spike/matrix spike duplicate(s) for MSA-DMW8S-090209 had recoveries outside acceptance limits. However, since the associated method blank(s) and laboratory control sample(s) were in control, no corrective action was necessary.

The matrix spike/matrix spike duplicate(s) for batch(es) 9251181 and 9251187 had recoveries outside acceptance limits. However, since the associated method blank(s) and laboratory control sample(s) were in control, no corrective action was necessary.

The LCS and LCS DUP associated with bactch 9246100 was recovered high and outside of criteria for Orthophosphate Ion Chromatography. Since the analyte was not detected in any of the samples the results were accepted. Slight positive bias is not believed to have impacted data quality.

CASE NARRATIVE (continued)

GENERAL CHEMISTRY

The CCVs associated with batch 9251187 for Orthophosphate Ion Chromatography exceeded method criteria on the high side. Since the sample results were below the requested reporting limit the results were accepted.

ANALYTICAL METHODS SUMMARY

9I02192

PARAMETER	ANALYTICAL METHOD
Alkalinity	MCAWW 310.1
Chloride	MCAWW 300.0A
Dissolved Gases in Water	RSK SOP-175
Dissolved Organic Carbon	SW846 9060
Extractable Petroleum Hydrocarbons	SW846 8015B
Filterable Residue (TDS)	MCAWW 160.1
Hexavalent Chromium	SW846 7196A
ICP-MS (6020)	SW846 6020
Mercury in Liquid Waste (Manual Cold-Vapor)	SW846 7470A
Nitrate as N	MCAWW 300.0A
Nitrite as N	MCAWW 300.0A
Perchlorate by 6850	SW846 6850
Phosphate as P, Ortho	MCAWW 300.0A
Sulfate	MCAWW 300.0A
Trace Inductively Coupled Plasma (ICP) Metals	SW846 6010B
Volatile Organics by GC/MS	SW846 8260B
Volatile Petroleum Hydrocarbons	SW846 8015B

References:

MCAWW "Methods for Chemical Analysis of Water and Wastes", EPA-600/4-79-020, March 1983 and subsequent revisions.

RSK Sample Prep and Calculations for Dissolved Gas Analysis in Water Samples Using a GC Headspace Equilibration Technique, RSKSOP-175, REV. 0, 8/11/94, USEPA Research Lab

SW846 "Test Methods for Evaluating Solid Waste, Physical/Chemical Methods", Third Edition, November 1986 and its updates.

Chain of Custody Record

TestAmerica
THE LEADER IN ENVIRONMENTAL TESTING

Temperature on Receipt _____

Drinking Water? Yes ☐ No ☒

TAL-4124 (1007)

Client: TetraTech NUS, Inc.	Project Manager: Dev Murali	Date: 9/1/09	Chain of Custody Number: 154905
Address: 20251 Century Blvd. Suite 200	Telephone Number (Area Code)/Fax Number: (301) 528-3063	Lab Number	Page 1 of 1
City: Germantown / State: MD / Zip Code: 20874	Site Contact: Dawn Markiewicz	Lab Contact	
Project Name and Location (State): MSA GW Sampling	Carrier/Waybill Number		
Contract/Purchase Order/Quote No.			

Sample I.D. No. and Description (Containers for each sample may be combined on one line)	Date	Time	Matrix: Air	Aqueous	Sed.	Soil	Containers & Preservatives: Unpres.	H2SO4	HNO3	HCl	NaOH	ZnAc/NaOH	Analysis (Attach list if more space is needed): VOC+TIC	1,4-Dioxane	CR (VI)	Total Metals	Dissolved Metals	Perchlorate	GRO	DRO	TDS, Alk, anions	Dissolved Gases	Fe, Mn, Ca, Na, K, Mg	DOC	Special Instructions/ Conditions of Receipt
MSA-MW30D-090109	9/1/09	0845		X			X		X	X			X	X	X	X	X	X							
MSA-MW34S-090109	9/1/09	1030		X			X		X	X			X	X	X	X	X	X	X	X					
MSA-MW34I-090109	9/1/09	1145		X			X		X	X			X	X	X	X	X	X							
MSA-MW19D-090109	9/1/09	1445		X			X		X	X			X	X	X	X	X	X							
TB-090109-01	9/1/09	—		X						X			X												
MSA-MW18S-090109	9/1/09	0905		X			X	X	X	X			X	X	X	X	X	X	X	X	X	X	X	X	
MSA-MW18I-090109	9/1/09	1110		X			X	X	X	X			X	X	X	X	X	X			X	X	X	X	
MSA-MW19I-090109	9/1/09			X			X		X	X			X	X	X	X	X	X							
TB-090109-02	9/1/09	—		X						X			X												
MSA-MW41I-090109	9/1/09	1528		X			X	X	X	X			X	X	X	X	X	X			X	X	X	X	

Possible Hazard Identification
☒ Non-Hazard ☐ Flammable ☐ Skin Irritant ☐ Poison B ☐ Unknown

Sample Disposal
☐ Return To Client ☒ Disposal By Lab ☐ Archive For _____ Months (A fee may be assessed if samples are retained longer than 1 month)

Turn Around Time Required
☐ 24 Hours ☐ 48 Hours ☐ 7 Days ☐ 14 Days ☐ 21 Days ☐ Other _____

QC Requirements (Specify)

1. Relinquished By	Date: 9-1-09	Time	1. Received By	Date: 9-2-09	Time: 9:20
2. Relinquished By	Date	Time	2. Received By	Date	Time
3. Relinquished By	Date	Time	3. Received By	Date	Time

Comments

DISTRIBUTION: WHITE - Returned to Client with Report; CANARY - Stays with the Sample; PINK - Field Copy

North Canton

34

TestAmerica Cooler Receipt Form/Narrative
North Canton Facility

Lot Number: 490020192

Client Tetra Tech Project MSA By: [signature] (Signature)

Cooler Received on 9-2-09 Opened on 9-2-09

FedEx ☒ UPS ☐ DHL ☐ FAS ☐ Stetson ☐ Client Drop Off ☐ TestAmerica Courier ☐ Other ____

TestAmerica Cooler # ____ Multiple Coolers ☒ Foam Box ☐ Client Cooler ☐ Other ____

1. Were custody seals on the outside of the cooler(s)? Yes ☒ No ☐ Intact? Yes ☒ No ☐ NA ☐
   If YES, Quantity 4 Quantity Unsalvageable ____
   Were custody seals on the outside of cooler(s) signed and dated? Yes ☒ No ☐ NA ☐
   Were custody seals on the bottle(s)? Yes ☐ No ☒
   If YES, are there any exceptions? ____
2. Shippers' packing slip attached to the cooler(s)? Yes ☒ No ☐
3. Did custody papers accompany the sample(s)? Yes ☒ No ☐ Relinquished by client? Yes ☒ No ☐
4. Were the custody papers signed in the appropriate place? Yes ☒ No ☐
5. Packing material used: Bubble Wrap ☒ Foam ☐ None ☐ Other ____
6. Cooler temperature upon receipt ____ °C See back of form for multiple coolers/temps ☒
   METHOD: IR ☒ Other ☐ ____
   COOLANT: Wet Ice ☒ Blue Ice ☐ Dry Ice ☐ Water ☐ None ☐
7. Did all bottles arrive in good condition (Unbroken)? Yes ☒ No ☐
8. Could all bottle labels be reconciled with the COC? Yes ☒ No ☐
9. Were sample(s) at the correct pH upon receipt? Yes ☒ No ☐
10. Were correct bottle(s) used for the test(s) indicated? Yes ☒ No ☐ NA ☐
11. Were air bubbles >6 mm in any VOA vials? Yes ☒ No ☐
12. Sufficient quantity received to perform indicated analyses? Yes ☐ No ☒ NA ☐
13. Was a trip blank present in the cooler(s)? Yes ☒ No ☐ Were VOAs on the COC? Yes ☒ No ☐

Contacted PM TSO Date 9/2/09 by AM via Verbal ☒ Voice Mail ☐ Other ☐

Concerning #14

14. CHAIN OF CUSTODY

The following discrepancies occurred:

Received Sample ID MSA-DMW25-090109 9/01/09 @ 1635 not on COC. Will log tests per bottles received.

Sample MSA-MW19I - no time on COC, will log time per bottle

15. SAMPLE CONDITION

Sample(s) ____ were received after the recommended holding time had expired.

Sample(s) ____ were received in a broken container.

Sample(s) ____ were received with bubble >6 mm in diameter. (Notify PM)

16. SAMPLE PRESERVATION

Sample(s) ____ were further preserved in Sample Receiving to meet recommended pH level(s). *Nitric Acid Lot# 031909-HNO_3; Sulfuric Acid Lot# 100108-H_2SO_4; Sodium Hydroxide Lot# 100108 -NaOH; Hydrochloric Acid Lot# 092006-HCl; Sodium Hydroxide and Zinc Acetate Lot# 050205-$(CH_3COO)_2ZN$/NaOH.* What time was preservative added to sample(s)? ____

Client ID	pH	Date	Initials
MW30D	<2	9/2/09	AM
MW24S	<2		
MW24I	<2		
MW19D	<2		
MW18S	<2 <2 AM		
MW18I	<2 <2		
MW19I	<2		
MW4I	<2		

TestAmerica Cooler Receipt Form/Narrative
North Canton Facility

Client ID	pH	Date	Initials
DMW25	<2x2	9/2/09	DM

Cooler #	Temp. °C	Method	Coolant
241-520	2.9	IR	Ice
No #	1.6	IR	Ice

Discrepancies Cont'd:

Chain of Custody Record

Temperature on Receipt _____

Drinking Water? Yes ☐ No ☒

TestAmerica
THE LEADER IN ENVIRONMENTAL TESTING

TAL-4124 (1007)

Client	Project Manager	Date	Chain of Custody Number
Tetra Tech NUS, Inc	Dev Murali	9/2/09	155191
Address	**Telephone Number (Area Code)/Fax Number**	**Lab Number**	**Page 1 of 1**
20251 Century Blvd. Suite 200	(301) 528-3063		
City / **State** / **Zip Code**	**Site Contact**	**Lab Contact**	
Germantown / MD / 20874	Dawn Markiewicz		
Project Name and Location (State)	**Carrier/Waybill Number**		
MSA GW Sampling			
Contract/Purchase Order/Quote No.			

Sample I.D. No. and Description (Containers for each sample may be combined on one line)	Date	Time	Matrix: Air	Aqueous	Sed.	Soil	Containers & Preservatives: Unpres.	H2SO4	HNO3	HCl	NaOH	ZnAc/ NaOH	Analysis: VOC+TIC	1,4-Dioxane	Perchlorate	Total Metals	Dissolved Metals	Cr(VI)	GRO	DRO	Special Instructions/ Conditions of Receipt
MSA-DMW9T-090209	9/2/09	1205		X			X		X	X			X	X	X	X	X	X			
MSA-DMW9D-090209	9/2/09	1330		X			X		X	X			X	X	X	X	X	X			
MSA-DMW8S-090209	9/2/09	1404		X			X		X	X			X	X	X	X	X	X	X	X	
MSA-DMW9S-090209	9/2/09	1210		X			X		X	X			X	X	X	X	X	X	X	X	
MSA-DMW8I-090209	9/2/09	1405		X			X		X	X			X	X	X	X	X	X			
MSA-DMW8D-090209	9/2/09	1515		X			X		X	X			X	X	X	X	X	X			
TB-090209	9/2/09	—		X						X			X								

Possible Hazard Identification
☒ Non-Hazard ☐ Flammable ☐ Skin Irritant ☐ Poison B ☐ Unknown

Sample Disposal
☐ Return To Client ☒ Disposal By Lab ☐ Archive For _____ Months (A fee may be assessed if samples are retained longer than 1 month)

Turn Around Time Required
☐ 24 Hours ☐ 48 Hours ☐ 7 Days ☐ 14 Days ☐ 21 Days ☐ Other _____

QC Requirements (Specify)

	Date	Time		Date	Time
1. Relinquished By: Dawn L Markiewicz	9/2/09	1600	1. Received By: Chris Livingood	9-3-09	9:10
2. Relinquished By			2. Received By		
3. Relinquished By			3. Received By		

Comments

DISTRIBUTION: WHITE - Returned to Client with Report; CANARY - Stays with the Sample; PINK - Field Copy

North Canton

37

TestAmerica Cooler Receipt Form/Narrative **Lot Number:** 240-30186
North Canton Facility

Client Tetra Tech Project NSA By: (Signature)
Cooler Received on 9-3-09 Opened on 9-3-09
FedEx ☒ UPS ☐ DHL ☐ FAS ☐ Stetson ☐ Client Drop Off ☐ TestAmerica Courier ☐ Other
TestAmerica Cooler # Multiple Coolers ☐ Foam Box ☐ Client Cooler ☒ Other

1. Were custody seals on the outside of the cooler(s)? Yes ☒ No ☐ Intact? Yes ☒ No ☐ NA ☐
   If YES, Quantity 1 Quantity Unsalvageable
   Were custody seals on the outside of cooler(s) signed and dated? Yes ☒ No ☐ NA ☐
   Were custody seals on the bottle(s)? Yes ☐ No ☒
   If YES, are there any exceptions?
2. Shippers' packing slip attached to the cooler(s)? Yes ☒ No ☐
3. Did custody papers accompany the sample(s)? Yes ☒ No ☐ Relinquished by client? Yes ☒ No ☐
4. Were the custody papers signed in the appropriate place? Yes ☒ No ☐
5. Packing material used: Bubble Wrap ☒ Foam ☐ None ☐ Other
6. Cooler temperature upon receipt 3.3 °C See back of form for multiple coolers/temps ☐
   METHOD: IR ☒ Other ☐
   COOLANT: Wet Ice ☒ Blue Ice ☐ Dry Ice ☐ Water ☐ None ☐
7. Did all bottles arrive in good condition (Unbroken)? Yes ☒ No ☐
8. Could all bottle labels be reconciled with the COC? Yes ☒ No ☐
9. Were sample(s) at the correct pH upon receipt? Yes ☒ No ☐ NA ☐
10. Were correct bottle(s) used for the test(s) indicated? Yes ☒ No ☐
11. Were air bubbles >6 mm in any VOA vials? Yes ☐ No ☒ NA ☐
12. Sufficient quantity received to perform indicated analyses? Yes ☒ No ☐
13. Was a trip blank present in the cooler(s)? Yes ☒ No ☐ Were VOAs on the COC? Yes ☒ No ☐

Contacted PM Date by via Verbal ☐ Voice Mail ☐ Other ☐
Concerning

14. CHAIN OF CUSTODY

The following discrepancies occurred:

15. SAMPLE CONDITION

Sample(s) were received after the recommended holding time had expired.
Sample(s) were received in a broken container.
Sample(s) were received with bubble >6 mm in diameter. (Notify PM)

16. SAMPLE PRESERVATION

Sample(s) were further preserved in Sample Receiving to meet recommended pH level(s). *Nitric Acid Lot#* 031909-HNO_3; *Sulfuric Acid Lot#* 100108-H_2SO_4; *Sodium Hydroxide Lot#* 100108 -*NaOH; Hydrochloric Acid Lot#* 092006-*HCl; Sodium Hydroxide and Zinc Acetate Lot#* 050205-$(CH_3COO)_2ZN/NaOH$. What time was preserved added to sample(s)?

Client ID	pH	Date	Initials
1205	<2 <2 2	9/3/09	CSL
1320	<2 <2 2		
1404	<2 <2 2		
1210	<2 <2 2		
1405	<2 <2 2		
1515	<2 <2 2		

TestAmerica Cooler Receipt Form/Narrative
North Canton Facility

Client ID	pH	Date	Initials

Cooler #	Temp. °C	Method	Coolant

Discrepancies Cont'd:

SDG 9I02192

SORT	UNITS	NSAMPLE	LAB_ID	QC_TYPE	SAMP_DATE	EXTR_DATE	ANAL_DATE	SMP_EXTR	EXTR_ANL	SMP_ANL
HG	UG/L	MSA-MW19D-090109	A9I020192004	NM	9/1/2009	9/3/2009	9/4/2009	1.802	1.120	2.922
HG	UG/L	MSA-MW30D-090109	A9I020192001	NM	9/1/2009	9/3/2009	9/4/2009	2.052	1.108	3.160
HG	UG/L	MSA-MW24S-090109	A9I020192002	NM	9/1/2009	9/3/2009	9/4/2009	1.979	1.117	3.096
HG	UG/L	MSA-MW19I-090109	A9I020192008	NM	9/1/2009	9/3/2009	9/4/2009	1.802	1.115	2.917
HG	UG/L	MSA-MW18S-090109	A9I020192006	NM	9/1/2009	9/3/2009	9/4/2009	2.038	1.126	3.164
HG	UG/L	MSA-MW18I-090109	A9I020192007	NM	9/1/2009	9/3/2009	9/4/2009	1.951	1.122	3.074
HG	UG/L	MSA-DMW9S-090209	A9I030186004	NM	9/2/2009	9/9/2009	9/10/2009	6.91	1.227	8.137
HG	UG/L	MSA-DMW4I-090109	A9I020192010	NM	9/1/2009	9/3/2009	9/4/2009	1.776	1.119	2.894
HG	UG/L	MSA-MW24I-090109	A9I020192003	NM	9/1/2009	9/3/2009	9/4/2009	1.927	1.112	3.039
HG	UG/L	MSA-DMW2S-090109	A9I020192011	NM	9/1/2009	9/3/2009	9/4/2009	1.726	1.128	2.853
HG	UG/L	MSA-DMW9I-090209	A9I030186001	NM	9/2/2009	9/9/2009	9/10/2009	6.913	1.198	8.111
HG	UG/L	MSA-DMW8D-090209	A9I030186006	NM	9/2/2009	9/9/2009	9/10/2009	6.781	1.215	7.996
HG	UG/L	MSA-DMW8I-090209	A9I030186005	NM	9/2/2009	9/9/2009	9/10/2009	6.83	1.207	8.037
HG	UG/L	MSA-DMW8S-090209	A9I030186003	NM	9/2/2009	9/9/2009	9/10/2009	6.831	1.222	8.053
HG	UG/L	MSA-DMW9D-090209	A9I030186002	NM	9/2/2009	9/9/2009	9/10/2009	6.861	1.205	8.066

SORT	UNITS	NSAMPLE	LAB_ID	QC_TYPE	SAMP_DATE	EXTR_DATE	ANAL_DATE	SMP_EXTR	EXTR_ANL	SMP_ANL
M	UG/L	MSA-DMW2S-090109	A9I020192011	NM	9/1/2009	9/3/2009	9/15/2009	1.726	12.29	14.02
M	UG/L	MSA-MW18S-090109	A9I020192006	NM	9/1/2009	9/3/2009	9/15/2009	2.038	12.26	14.3
M	UG/L	MSA-MW24S-090109	A9I020192002	NM	9/1/2009	9/3/2009	9/15/2009	1.979	12.23	14.21
M	UG/L	MSA-MW24I-090109	A9I020192003	NM	9/1/2009	9/3/2009	9/15/2009	1.927	12.24	14.17
M	UG/L	MSA-MW19I-090109	A9I020192008	NM	9/1/2009	9/3/2009	9/15/2009	1.802	12.27	14.07
M	UG/L	MSA-MW19D-090109	A9I020192004	NM	9/1/2009	9/3/2009	9/15/2009	1.802	12.25	14.05
M	UG/L	MSA-MW18S-090109	A9I020192006	NM	9/1/2009	9/4/2009	9/10/2009	3.347	6.079	9.426
M	UG/L	MSA-MW18S-090109	A9I020192006	NM	9/1/2009	9/4/2009	9/10/2009	3.347	5.833	9.181
M	UG/L	MSA-MW24S-090109	A9I020192002	NM	9/1/2009	9/3/2009	9/16/2009	1.979	12.99	14.97
M	UG/L	MSA-MW18I-090109	A9I020192007	NM	9/1/2009	9/3/2009	9/15/2009	1.951	12.26	14.22
M	UG/L	MSA-DMW9I-090209	A9I030186001	NM	9/2/2009	9/9/2009	9/15/2009	6.913	6.579	13.49
M	UG/L	MSA-DMW9D-090209	A9I030186002	NM	9/2/2009	9/9/2009	9/16/2009	6.861	6.601	13.46
M	UG/L	MSA-DMW8S-090209	A9I030186003	NM	9/2/2009	9/9/2009	9/16/2009	6.831	6.608	13.44
M	UG/L	MSA-DMW8I-090209	A9I030186005	NM	9/2/2009	9/9/2009	9/16/2009	6.83	6.621	13.45
M	UG/L	MSA-DMW8D-090209	A9I030186006	NM	9/2/2009	9/9/2009	9/16/2009	6.781	6.635	13.42
M	UG/L	MSA-MW30D-090109	A9I020192001	NM	9/1/2009	9/3/2009	9/15/2009	2.052	12.22	14.27
M	UG/L	MSA-DMW4I-090109	A9I020192010	NM	9/1/2009	9/3/2009	9/15/2009	1.776	12.28	14.05
M	UG/L	MSA-MW18I-090109	A9I020192007	NM	9/1/2009	9/4/2009	9/10/2009	3.260	5.858	9.119

SORT	UNITS	NSAMPLE	LAB_ID	QC_TYPE	SAMP_DATE	EXTR_DATE	ANAL_DATE	SMP_EXTR	EXTR_ANL	SMP_ANL
M	UG/L	MSA-DMW4I-090109	A9I020192010	NM	9/1/2009	9/4/2009	9/10/2009	3.085	6.098	9.183
M	UG/L	MSA-DMW9S-090209	A9I030186004	NM	9/2/2009	9/9/2009	9/16/2009	6.91	6.615	13.52
HGF	UG/L	MSA-MW18I-090109	A9I020192007	NM	9/1/2009	9/3/2009	9/4/2009	1.951	1.123	3.074
HGF	UG/L	MSA-DMW2S-090109	A9I020192011	NM	9/1/2009	9/3/2009	9/4/2009	1.726	1.128	2.854
HGF	UG/L	MSA-DMW4I-090109	A9I020192010	NM	9/1/2009	9/3/2009	9/4/2009	1.776	1.119	2.895
HGF	UG/L	MSA-DMW8D-090209	A9I030186006	NM	9/2/2009	9/9/2009	9/10/2009	6.781	1.216	7.997
HGF	UG/L	MSA-DMW8I-090209	A9I030186005	NM	9/2/2009	9/9/2009	9/10/2009	6.83	1.208	8.038
HGF	UG/L	MSA-DMW8S-090209	A9I030186003	NM	9/2/2009	9/9/2009	9/10/2009	6.831	1.224	8.054
HGF	UG/L	MSA-DMW9D-090209	A9I030186002	NM	9/2/2009	9/9/2009	9/10/2009	6.861	1.206	8.067
HGF	UG/L	MSA-DMW9S-090209	A9I030186004	NM	9/2/2009	9/9/2009	9/10/2009	6.91	1.228	8.138
HGF	UG/L	MSA-MW18S-090109	A9I020192006	NM	9/1/2009	9/3/2009	9/4/2009	2.038	1.127	3.165
HGF	UG/L	MSA-MW19D-090109	A9I020192004	NM	9/1/2009	9/3/2009	9/4/2009	1.802	1.122	2.924
HGF	UG/L	MSA-MW19I-090109	A9I020192008	NM	9/1/2009	9/3/2009	9/4/2009	1.802	1.116	2.918
HGF	UG/L	MSA-MW24I-090109	A9I020192003	NM	9/1/2009	9/3/2009	9/4/2009	1.927	1.113	3.040
HGF	UG/L	MSA-MW24S-090109	A9I020192002	NM	9/1/2009	9/3/2009	9/4/2009	1.979	1.118	3.097
HGF	UG/L	MSA-MW30D-090109	A9I020192001	NM	9/1/2009	9/3/2009	9/4/2009	2.052	1.111	3.163
HGF	UG/L	MSA-DMW9I-090209	A9I030186001	NM	9/2/2009	9/9/2009	9/10/2009	6.913	1.201	8.114
MF	UG/L	MSA-DMW4I-090109	A9I020192010	NM	9/1/2009	9/3/2009	9/15/2009	1.776	12.28	14.06

SORT	UNITS	NSAMPLE	LAB_ID	QC_TYPE	SAMP_DATE	EXTR_DATE	ANAL_DATE	SMP_EXTR	EXTR_ANL	SMP_ANL
MF	UG/L	MSA-MW30D-090109	A9I020192001	NM	9/1/2009	9/3/2009	9/15/2009	2.052	12.23	14.28
MF	UG/L	MSA-MW24S-090109	A9I020192002	NM	9/1/2009	9/3/2009	9/16/2009	1.979	13	14.98
MF	UG/L	MSA-DMW2S-090109	A9I020192011	NM	9/1/2009	9/3/2009	9/15/2009	1.726	12.3	14.02
MF	UG/L	MSA-DMW8D-090209	A9I030186006	NM	9/2/2009	9/9/2009	9/16/2009	6.781	6.639	13.42
MF	UG/L	MSA-DMW8I-090209	A9I030186005	NM	9/2/2009	9/9/2009	9/16/2009	6.83	6.624	13.45
MF	UG/L	MSA-DMW8S-090209	A9I030186003	NM	9/2/2009	9/9/2009	9/16/2009	6.831	6.611	13.44
MF	UG/L	MSA-DMW9D-090209	A9I030186002	NM	9/2/2009	9/9/2009	9/16/2009	6.861	6.605	13.47
MF	UG/L	MSA-MW19I-090109	A9I020192008	NM	9/1/2009	9/3/2009	9/15/2009	1.802	12.28	14.08
MF	UG/L	MSA-DMW9S-090209	A9I030186004	NM	9/2/2009	9/9/2009	9/16/2009	6.91	6.618	13.53
MF	UG/L	MSA-MW18I-090109	A9I020192007	NM	9/1/2009	9/3/2009	9/15/2009	1.951	12.27	14.22
MF	UG/L	MSA-MW18S-090109	A9I020192006	NM	9/1/2009	9/3/2009	9/15/2009	2.038	12.26	14.30
MF	UG/L	MSA-MW19D-090109	A9I020192004	NM	9/1/2009	9/3/2009	9/15/2009	1.802	12.25	14.06
MF	UG/L	MSA-MW24S-090109	A9I020192002	NM	9/1/2009	9/3/2009	9/15/2009	1.979	12.24	14.22
MF	UG/L	MSA-MW24I-090109	A9I020192003	NM	9/1/2009	9/3/2009	9/15/2009	1.927	12.24	14.17
MF	UG/L	MSA-DMW9I-090209	A9I030186001	NM	9/2/2009	9/9/2009	9/15/2009	6.913	6.583	13.5
ALK	MG/L	MSA-DMW4I-090109	A9I020192010	NM	9/1/2009	9/8/2009	9/8/2009	6.359	0	6.359
ALK	MG/L	MSA-MW18S-090109	A9I020192006	NM	9/1/2009	9/8/2009	9/8/2009	6.622	0	6.622
ALK	MG/L	MSA-MW18I-090109	A9I020192007	NM	9/1/2009	9/3/2009	9/3/2009	1.535	0	1.535

SORT	UNITS	NSAMPLE	LAB_ID	QC_TYPE	SAMP_DATE	EXTR_DATE	ANAL_DATE	SMP_EXTR	EXTR_ANL	SMP_ANL
CL	MG/L	MSA-MW18I-090109	A9I020192007	NM	9/1/2009	9/2/2009	9/2/2009	0.535	0.806	1.340
CL	MG/L	MSA-DMW4I-090109	A9I020192010	NM	9/1/2009	9/2/2009	9/2/2009	0.359	0.817	1.176
CL	MG/L	MSA-MW18S-090109	A9I020192006	NM	9/1/2009	9/4/2009	9/4/2009	2.622	0.556	3.178
CR6	MG/L	MSA-MW18S-090109	A9I020192006	NM	9/1/2009	9/2/2009	9/2/2009	1.043	-0.42	0.622
CR6	MG/L	MSA-MW30D-090109	A9I020192001	NM	9/1/2009	9/2/2009	9/2/2009	1.056	-0.42	0.635
CR6	MG/L	MSA-MW24S-090109	A9I020192002	NM	9/1/2009	9/2/2009	9/2/2009	0.985	-0.42	0.563
CR6	MG/L	MSA-MW24I-090109	A9I020192003	NM	9/1/2009	9/2/2009	9/2/2009	0.938	-0.43	0.510
CR6	MG/L	MSA-MW19I-090109	A9I020192008	NM	9/1/2009	9/2/2009	9/2/2009	0.814	-0.43	0.385
CR6	MG/L	MSA-MW19D-090109	A9I020192004	NM	9/1/2009	9/2/2009	9/2/2009	0.817	-0.43	0.385
CR6	MG/L	MSA-DMW8D-090209	A9I030186006	NM	9/2/2009	9/3/2009	9/3/2009	0.365	0	0.365
CR6	MG/L	MSA-DMW9S-090209	A9I030186004	NM	9/2/2009	9/3/2009	9/3/2009	0.493	0	0.493
CR6	MG/L	MSA-DMW2S-090109	A9I020192011	NM	9/1/2009	9/2/2009	9/2/2009	0.74	-0.43	0.309
CR6	MG/L	MSA-DMW9I-090209	A9I030186001	NM	9/2/2009	9/3/2009	9/3/2009	0.497	0	0.497
CR6	MG/L	MSA-DMW9D-090209	A9I030186002	NM	9/2/2009	9/3/2009	9/3/2009	0.444	0	0.444
CR6	MG/L	MSA-DMW8S-090209	A9I030186003	NM	9/2/2009	9/3/2009	9/3/2009	0.414	0	0.414
CR6	MG/L	MSA-DMW8I-090209	A9I030186005	NM	9/2/2009	9/3/2009	9/3/2009	0.413	0	0.413
CR6	MG/L	MSA-DMW4I-090109	A9I020192010	NM	9/1/2009	9/2/2009	9/2/2009	0.788	-0.43	0.359
CR6	MG/L	MSA-MW18I-090109	A9I020192007	NM	9/1/2009	9/2/2009	9/2/2009	0.958	-0.42	0.535

SORT	UNITS	NSAMPLE	LAB_ID	QC_TYPE	SAMP_DATE	EXTR_DATE	ANAL_DATE	SMP_EXTR	EXTR_ANL	SMP_ANL
DOC	MG/L	MSA-DMW4I-090109	A9I020192010	NM	9/1/2009	9/9/2009	9/9/2009	7.359	0	7.359
DOC	MG/L	MSA-MW18S-090109	A9I020192006	NM	9/1/2009	9/8/2009	9/8/2009	6.622	0	6.622
DOC	MG/L	MSA-MW18I-090109	A9I020192007	NM	9/1/2009	9/9/2009	9/9/2009	7.535	0	7.535
NTA	MG/L	MSA-DMW4I-090109	A9I020192010	NM	9/1/2009	9/2/2009	9/2/2009	0.359	0.817	1.176
NTA	MG/L	MSA-MW18I-090109	A9I020192007	NM	9/1/2009	9/2/2009	9/2/2009	0.535	0.772	1.306
NTA	MG/L	MSA-MW18S-090109	A9I020192006	NM	9/1/2009	9/4/2009	9/4/2009	2.622	0.544	3.166
NTI	MG/L	MSA-MW18S-090109	A9I020192006	NM	9/1/2009	9/4/2009	9/4/2009	2.622	0.544	3.166
NTI	MG/L	MSA-DMW4I-090109	A9I020192010	NM	9/1/2009	9/2/2009	9/2/2009	0.359	0.817	1.176
NTI	MG/L	MSA-MW18I-090109	A9I020192007	NM	9/1/2009	9/2/2009	9/2/2009	0.535	0.772	1.306
OPO4	MG/L	MSA-DMW4I-090109	A9I020192010	NM	9/1/2009	9/2/2009	9/2/2009	0.359	0.817	1.176
OPO4	MG/L	MSA-MW18I-090109	A9I020192007	NM	9/1/2009	9/2/2009	9/2/2009	0.535	0.772	1.306
OPO4	MG/L	MSA-MW18S-090109	A9I020192006	NM	9/1/2009	9/4/2009	9/4/2009	2.622	0.544	3.166
PCL	UG/L	MSA-MW30D-090109	A9I020192001	NM	9/1/2009	9/11/2009	9/16/2009	10.18	4.610	14.79
PCL	UG/L	MSA-MW24S-090109	A9I020192002	NM	9/1/2009	9/11/2009	9/14/2009	10.10	3.389	13.49
PCL	UG/L	MSA-MW24I-090109	A9I020192003	NM	9/1/2009	9/11/2009	9/14/2009	10.05	3.397	13.45
PCL	UG/L	MSA-MW18S-090109	A9I020192006	NM	9/1/2009	9/11/2009	9/22/2009	10.16	11.05	21.22
PCL	UG/L	MSA-MW19I-090109	A9I020192008	NM	9/1/2009	9/11/2009	9/14/2009	9.927	3.441	13.37
PCL	UG/L	MSA-DMW9D-090209	A9I030186002	NM	9/2/2009	9/12/2009	9/15/2009	10.03	3.213	13.24

SORT	UNITS	NSAMPLE	LAB_ID	QC_TYPE	SAMP_DATE	EXTR_DATE	ANAL_DATE	SMP_EXTR	EXTR_ANL	SMP_ANL
PCL	UG/L	MSA-MW19D-090109	A9I020192004	NM	9/1/2009	9/11/2009	9/14/2009	9.927	3.406	13.33
PCL	UG/L	MSA-DMW9S-090209	A9I030186004	NM	9/2/2009	9/12/2009	9/15/2009	10.08	3.239	13.32
PCL	UG/L	MSA-DMW9I-090209	A9I030186001	NM	9/2/2009	9/12/2009	9/15/2009	10.08	3.184	13.26
PCL	UG/L	MSA-DMW2S-090109	A9I020192011	NM	9/1/2009	9/11/2009	9/15/2009	9.851	3.866	13.72
PCL	UG/L	MSA-DMW4I-090109	A9I020192010	NM	9/1/2009	9/11/2009	9/14/2009	9.901	3.449	13.35
PCL	UG/L	MSA-DMW8D-090209	A9I030186006	NM	9/2/2009	9/12/2009	9/15/2009	9.948	3.256	13.20
PCL	UG/L	MSA-MW18I-090109	A9I020192007	NM	9/1/2009	9/11/2009	9/14/2009	10.08	3.432	13.51
PCL	UG/L	MSA-DMW8S-090209	A9I030186003	NM	9/2/2009	9/12/2009	9/15/2009	9.997	3.222	13.22
PCL	UG/L	MSA-DMW8I-090209	A9I030186005	NM	9/2/2009	9/12/2009	9/15/2009	9.997	3.247	13.24
SO4	MG/L	MSA-MW18S-090109	A9I020192006	NM	9/1/2009	9/4/2009	9/4/2009	2.622	0.556	3.178
SO4	MG/L	MSA-DMW4I-090109	A9I020192010	NM	9/1/2009	9/3/2009	9/3/2009	1.359	0.565	1.924
SO4	MG/L	MSA-MW18I-090109	A9I020192007	NM	9/1/2009	9/2/2009	9/2/2009	0.535	0.806	1.340
TDS	MG/L	MSA-DMW4I-090109	A9I020192010	NM	9/1/2009	9/3/2009	9/4/2009	1.359	1	2.359
TDS	MG/L	MSA-MW18S-090109	A9I020192006	NM	9/1/2009	9/3/2009	9/4/2009	1.622	1	2.622
TDS	MG/L	MSA-MW18I-090109	A9I020192007	NM	9/1/2009	9/3/2009	9/4/2009	1.535	1	2.535
OV	UG/L	TB-090109-02	A9I020192009	TB	9/1/2009	9/10/2009	9/10/2009	9	0.702	9.702
OV	UG/L	MSA-DMW8I-090209	A9I030186005	NM	9/2/2009	9/14/2009	9/14/2009	11.41	0.56	11.97
OV	UG/L	MSA-MW18I-090109	A9I020192007	NM	9/1/2009	9/11/2009	9/11/2009	9.535	0.622	10.16

SORT	UNITS	NSAMPLE	LAB_ID	QC_TYPE	SAMP_DATE	EXTR_DATE	ANAL_DATE	SMP_EXTR	EXTR_ANL	SMP_ANL
OV	UG/L	MSA-DMW9S-090209	A9I030186004	NM	9/2/2009	9/11/2009	9/11/2009	8.493	0.869	9.362
OV	UG/L	MSA-MW18S-090109	A9I020192006	NM	9/1/2009	9/11/2009	9/11/2009	9.622	0.606	10.23
OV	UG/L	MSA-DMW8S-090209	A9I030186003	NM	9/2/2009	9/15/2009	9/15/2009	12.41	0.469	12.88
OV	UG/L	TB-090109-01	A9I020192005	TB	9/1/2009	9/10/2009	9/10/2009	9	0.636	9.636
OV	UG/L	TB-090209	A9I030186007	TB	9/2/2009	9/15/2009	9/15/2009	13	0.485	13.49
OV	UG/L	MSA-MW24S-090109	A9I020192002	NM	9/1/2009	9/10/2009	9/10/2009	8.563	0.583	9.146
OV	UG/L	MSA-DMW9I-090209	A9I030186001	NM	9/2/2009	9/11/2009	9/11/2009	8.497	0.837	9.333
OV	UG/L	MSA-DMW9D-090209	A9I030186002	NM	9/2/2009	9/14/2009	9/14/2009	11.44	0.543	11.99
OV	UG/L	MSA-MW24I-090109	A9I020192003	NM	9/1/2009	9/10/2009	9/10/2009	8.510	0.6	9.110
OV	UG/L	MSA-MW19I-090109	A9I020192008	NM	9/1/2009	9/10/2009	9/10/2009	8.385	0.685	9.071
OV	UG/L	MSA-MW19D-090109	A9I020192004	NM	9/1/2009	9/10/2009	9/10/2009	8.385	0.619	9.005
OV	UG/L	MSA-DMW2S-090109	A9I020192011	NM	9/1/2009	9/11/2009	9/11/2009	9.309	0.655	9.964
OV	UG/L	MSA-DMW4I-090109	A9I020192010	NM	9/1/2009	9/11/2009	9/11/2009	9.359	0.639	9.998
OV	UG/L	MSA-DMW8D-090209	A9I030186006	NM	9/2/2009	9/11/2009	9/11/2009	8.365	0.903	9.267
OV	UG/L	MSA-MW30D-090109	A9I020192001	NM	9/1/2009	9/10/2009	9/10/2009	8.635	0.567	9.202
ETHA	UG/L	MSA-MW18I-090109	A9I020192007	NM	9/1/2009	9/9/2009	9/9/2009	7.535	0.675	8.21
ETHA	UG/L	MSA-MW18S-090109	A9I020192006	NM	9/1/2009	9/9/2009	9/9/2009	7.622	0.665	8.287
ETHA	UG/L	MSA-DMW4I-090109	A9I020192010	NM	9/1/2009	9/9/2009	9/9/2009	7.359	0.685	8.044

SORT	UNITS	NSAMPLE	LAB_ID	QC_TYPE	SAMP_DATE	EXTR_DATE	ANAL_DATE	SMP_EXTR	EXTR_ANL	SMP_ANL
ETHE	UG/L	MSA-DMW4I-090109	A9I020192010	NM	9/1/2009	9/9/2009	9/9/2009	7.359	0.685	8.044
ETHE	UG/L	MSA-MW18I-090109	A9I020192007	NM	9/1/2009	9/9/2009	9/9/2009	7.535	0.675	8.21
ETHE	UG/L	MSA-MW18S-090109	A9I020192006	NM	9/1/2009	9/9/2009	9/9/2009	7.622	0.665	8.287
METH	UG/L	MSA-DMW4I-090109	A9I020192010	NM	9/1/2009	9/9/2009	9/9/2009	7.359	0.685	8.044
METH	UG/L	MSA-MW18I-090109	A9I020192007	NM	9/1/2009	9/9/2009	9/9/2009	7.535	0.675	8.21
METH	UG/L	MSA-MW18S-090109	A9I020192006	NM	9/1/2009	9/9/2009	9/9/2009	7.622	0.665	8.287
DRO	UG/L	MSA-DMW9S-090209	A9I030186004	NM	9/2/2009	9/4/2009	9/5/2009	1.535	1.853	3.387
DRO	UG/L	MSA-MW18S-090109	A9I020192006	NM	9/1/2009	9/2/2009	9/5/2009	0.622	3.59	4.211
DRO	UG/L	MSA-MW24S-090109	A9I020192002	NM	9/1/2009	9/2/2009	9/5/2009	0.563	3.569	4.132
DRO	UG/L	MSA-DMW8S-090209	A9I030186003	NM	9/2/2009	9/4/2009	9/8/2009	1.456	4.468	5.924
GRO	UG/L	MSA-DMW8S-090209	A9I030186003	NM	9/2/2009	9/4/2009	9/4/2009	1.414	0.667	2.081
GRO	UG/L	MSA-DMW9S-090209	A9I030186004	NM	9/2/2009	9/8/2009	9/8/2009	5.493	0.668	6.161
GRO	UG/L	MSA-MW18S-090109	A9I020192006	NM	9/1/2009	9/8/2009	9/8/2009	6.622	0.646	7.267
GRO	UG/L	MSA-MW24S-090109	A9I020192002	NM	9/1/2009	9/2/2009	9/5/2009	0.563	3.569	4.132

SAMPLE SUMMARY

9I02192 : A9I020192

WO #	SAMPLE#	CLIENT SAMPLE ID	SAMPLED DATE	SAMP TIME
LJ7GP	001	MSA-MW30D-090109	09/01/09	08:45
LJ7JC	002	MSA-MW24S-090109	09/01/09	10:30
LJ7JP	003	MSA-MW24I-090109	09/01/09	11:45
LJ7JX	004	MSA-MW19D-090109	09/01/09	14:45
LJ7J1	005	TB-090109-01	09/01/09	
LJ7J3	006	MSA-MW18S-090109	09/01/09	09:05
LJ7J5	007	MSA-MW18I-090109	09/01/09	11:10
LJ7J8	008	MSA-MW19I-090109	09/01/09	14:45
LJ7KG	009	TB-090109-02	09/01/09	
LJ7KK	010	MSA-DMW4I-090109	09/01/09	15:23
LJ7KN	011	MSA-DMW2S-090109	09/01/09	16:35

NOTE(S):

- The analytical results of the samples listed above are presented on the following pages.
- All calculations are performed before rounding to avoid round-off errors in calculated results.
- Results noted as "ND" were not detected at or above the stated limit.
- This report must not be reproduced, except in full, without the written approval of the laboratory.
- Results for the following parameters are never reported on a dry weight basis: color, corrosivity, density, flashpoint, ignitability, layers, odor, paint filter test, pH, porosity pressure, reactivity, redox potential, specific gravity, spot tests, solids, solubility, temperature, viscosity, and weight.

(Continued on next page)

SAMPLE SUMMARY

9I02192 : A9I030186

WO #	SAMPLE#	CLIENT SAMPLE ID	SAMPLED DATE	SAMP TIME
LJ9NG	001	MSA-DMW9I-090209	09/02/09	12:05
LJ9NV	002	MSA-DMW9D-090209	09/02/09	13:20
LJ9N1	003	MSA-DMW8S-090209	09/02/09	14:04
LJ9N2	004	MSA-DMW9S-090209	09/02/09	12:10
LJ9N4	005	MSA-DMW8I-090209	09/02/09	14:05
LJ9N6	006	MSA-DMW8D-090209	09/02/09	15:15
LJ9N7	007	TB-090209	09/02/09	

NOTE(S):

- The analytical results of the samples listed above are presented on the following pages.
- All calculations are performed before rounding to avoid round-off errors in calculated results.
- Results noted as "ND" were not detected at or above the stated limit.
- This report must not be reproduced, except in full, without the written approval of the laboratory.
- Results for the following parameters are never reported on a dry weight basis: color, corrosivity, density, flashpoint, ignitability, layers, odor, paint filter test, pH, porosity pressure, reactivity, redox potential, specific gravity, spot tests, solids, solubility, temperature, viscosity, and weight.

5A

VOLATILE ORGANIC GC/MS TUNING AND MASS CALIBRATION - BROMOFLUOROBENZENE (BFB)

Lab Name: NORTH CANTON Contract:

Lab Code: TACAN Case No.: SAS No.: SDG No.: 9I02192

Lab File ID: BFB144 BFB Injection Date: 08/26/09

Instrument ID: A3UX11 BFB Injection Time: 1014

Matrix: (soil/water) WATER Level: (low/med) LOW Column: (pack/cap) CAP

m/e	ION ABUNDANCE CRITERIA	% RELATIVE ABUNDANCE
50	15.0 - 40.0% of mass 95	15.5
75	30.0 - 60.0% of mass 95	43.0
95	Base Peak, 100% relative abundance	100.0
96	5.0 - 9.0% of mass 95	6.4
173	Less than 2.0% of mass 174	0.2 (0.2)1
174	50.0 - 100.0% of mass 95	94.8
175	5.0 - 9.0% of mass 174	6.5 (6.8)1
176	Greater than 95.0%, but less than 101.0% of mass 174	92.1 (97.1)1
177	5.0 - 9.0% of mass 176	5.5 (6.0)2

1-Value is % of mass 174 2-Value is % of mass 176

THIS TUNE APPLIES TO THE FOLLOWING SAMPLES, MS, MSD, BLANKS, AND STANDARDS:

	EPA SAMPLE NO.	LAB SAMPLE ID	LAB FILE ID	DATE ANALYZED	TIME ANALYZED
01	VSTD040	200NG-IC	UXJ3943	08/26/09	1050
02	VSTD020	100NG-IC	UXJ3944	08/26/09	1114
03	VSTD010	50NG-IC	UXJ3945	08/26/09	1137
04	VSTD005	25NG-IC	UXJ3946	08/26/09	1201
05	VSTD002	10NG-IC	UXJ3947	08/26/09	1225
06	VSTD001	5NG-IC	UXJ3948	08/26/09	1307
07					
08					
09					
10					
11					
12					
13					
14					
15					
16					
17					
18					
19					
20					
21					
22					

Report Date : 26-Aug-2009 14:06

TestAmerica North Canton

INITIAL CALIBRATION DATA

Start Cal Date : 09-JUN-2009 12:04
End Cal Date : 26-AUG-2009 13:07
Quant Method : ISTD
Origin : Disabled
Target Version : 4.14
Integrator : HP RTE
Method file : \\cansvr11\dd\chem\MSV\a3ux11.i\J90826A-IC.b\8260LLUX11.m
Last Edit : 26-Aug-2009 13:22
Curve Type : Average

Calibration File Names:
Level 1: \\cansvr11\dd\chem\MSV\a3ux11.i\J90616A-IC.b\UXJ2216.D
Level 2: \\cansvr11\dd\chem\MSV\a3ux11.i\J90616A-IC.b\UXJ2215.D
Level 3: \\cansvr11\dd\chem\MSV\a3ux11.i\J90616A-IC.b\UXJ2214.D
Level 4: \\cansvr11\dd\chem\MSV\a3ux11.i\J90616A-IC.b\UXJ2213.D
Level 5: \\cansvr11\dd\chem\MSV\a3ux11.i\J90616A-IC.b\UXJ2212.D
Level 6: \\cansvr11\dd\chem\MSV\a3ux11.i\J90616A-IC.b\UXJ2211.D

	Compound	5.000 Level 1	10.000 Level 2	25.000 Level 3	50.000 Level 4	100.000 Level 5	200.000 Level 6	RRF	% RSD
8	Dichlorodifluoromethane	0.33539	0.29442	0.30304	0.28432	0.30581	0.29554	0.30309	5.781
9	Chloromethane	0.47816	0.42395	0.41102	0.38657	0.39389	0.36763	0.41020	9.407
10	Vinyl Chloride	0.56994	0.50937	0.50995	0.48047	0.50511	0.47952	0.50906	6.463
11	Bromomethane	0.29075	0.26994	0.25907	0.23383	0.24476	0.23310	0.25524	8.848
12	Chloroethane	0.39589	0.35947	0.33407	0.32676	0.33713	0.32544	0.34646	7.833
13	Trichlorofluoromethane	0.55284	0.49504	0.51145	0.48229	0.51479	0.50489	0.51021	4.702
14	Dichlorofluoromethane	0.53634	0.51776	0.46800	0.47538	0.48661	0.50485	0.49816	5.271
15	Acrolein	0.06764	0.06466	0.06201	0.06405	0.06769	0.06680	0.06548	3.483
16	Acetone	0.24719	0.16216	0.14299	0.13012	0.13298	0.12827	0.15728	29.109
17	1,1-Dichloroethene	0.39773	0.39745	0.38340	0.39454	0.38942	0.38384	0.39106	1.661
18	Freon-113	0.26966	0.24335	0.25166	0.25329	0.26245	0.26165	0.25701	3.650
19	Iodomethane	0.61698	0.60963	0.59607	0.60102	0.61996	0.61199	0.60928	1.510
20	Carbon Disulfide	1.02561	0.95244	1.01093	1.09055	1.17777	1.21700	1.07905	9.490
21	Methylene Chloride	0.75210	0.49387	0.45277	0.44636	0.44316	0.42648	0.50246	24.746
22	Acetonitrile	0.05437	0.05109	0.05448	0.05406	0.05320	0.04823	0.05257	4.702
23	Acrylonitrile	0.18732	0.17910	0.17424	0.17481	0.18124	0.18087	0.17960	2.681
24	Methyl tert-butyl ether	1.13968	1.08442	1.08929	1.11515	1.15515	1.18005	1.12729	3.353
25	trans-1,2-Dichloroethene	0.47980	0.46762	0.44423	0.45429	0.46456	0.46432	0.46247	2.621
26	Hexane	0.10748	0.07716	0.07905	0.08404	0.08817	0.08724	0.08719	12.452
27	Vinyl acetate	0.71516	0.75773	0.75668	0.80210	0.88985	0.92247	0.80733	10.156
28	1,1-Dichloroethane	0.76724	0.74257	0.73299	0.74278	0.75874	0.76211	0.75107	1.796
29	tert-Butyl Alcohol	0.03252	0.02923	0.03074	0.03125	0.03459	0.03284	0.03186	5.853
30	2-Butanone	0.21907	0.18641	0.18494	0.18832	0.19921	0.20074	0.19645	6.586
M 31	1,2-Dichloroethene (total)	0.45404	0.43973	0.43180	0.44483	0.45555	0.45553	0.44691	2.201
32	cis-1,2-dichloroethene	0.42828	0.41184	0.41938	0.43537	0.44653	0.44674	0.43136	3.306
33	2,2-Dichloropropane	0.27884	0.27321	0.28251	0.31354	0.32867	0.33460	0.30189	8.953
34	Bromochloromethane	0.19669	0.20112	0.20370	0.20308	0.20655	0.20122	0.20206	1.632
35	Chloroform	0.63520	0.64279	0.63041	0.63771	0.64969	0.66097	0.64280	1.725

Report Date : 26-Aug-2009 14:06

TestAmerica North Canton

INITIAL CALIBRATION DATA

Start Cal Date : 09-JUN-2009 12:04
End Cal Date : 26-AUG-2009 13:07
Quant Method : ISTD
Origin : Disabled
Target Version : 4.14
Integrator : HP RTE
Method file : \\cansvr11\dd\chem\MSV\a3ux11.i\J90826A-IC.b\8260LLUX11.m
Last Edit : 26-Aug-2009 13:22
Curve Type : Average

	Compound	5.000 Level 1	10.000 Level 2	25.000 Level 3	50.000 Level 4	100.000 Level 5	200.000 Level 6	RRF	% RSD	
	36 Tetrahydrofuran	0.14769	0.12791	0.12105	0.12068	0.12761	0.12884	0.12896	7.635	
	37 1,1,1-Trichloroethane	0.41951	0.42333	0.43145	0.45436	0.46773	0.47123	0.44460	5.124	
	38 1,1-Dichloropropene	0.50727	0.51610	0.51536	0.52925	0.54865	0.55739	0.52901	3.796	
	39 Carbon Tetrachloride	0.31373	0.31524	0.33675	0.35818	0.38256	0.39584	0.35038	9.826	
	40 1,2-Dichloroethane	0.46505	0.46042	0.45543	0.45889	0.47062	0.47547	0.46431	1.636	
	41 Benzene	1.95668	1.75242	1.71079	1.73221	1.79242	1.83621	1.79679	5.020	
	42 Trichloroethene	0.39787	0.37759	0.38305	0.39949	0.40335	0.40722	0.39476	2.982	
	43 1,2-Dichloropropane	0.41004	0.39184	0.40114	0.40980	0.42446	0.42455	0.41031	3.137	
	44 1,4-Dioxane	0.00200	0.00217	0.00300	0.00307	0.00338	0.00302	0.00277	19.862	<-
	45 Dibromomethane	0.20625	0.20088	0.20606	0.20740	0.21394	0.21886	0.20890	3.073	
	46 Bromodichloromethane	0.34470	0.34304	0.36694	0.40332	0.42852	0.44258	0.38818	11.047	
	47 2-Chloroethyl vinyl ether	0.15530	0.15806	0.17640	0.18393	0.20252	0.21643	0.18211	13.286	
	48 cis-1,3-Dichloropropene	0.40343	0.41318	0.46888	0.53649	0.58993	0.61470	0.50443	17.795	
	49 4-Methyl-2-pentanone	0.27726	0.28125	0.30139	0.31572	0.35260	0.36367	0.31532	11.463	
	50 Toluene	2.46459	2.40230	2.42337	2.51774	2.59757	2.63522	2.50680	3.764	
	51 trans-1,3-Dichloropropene	0.47186	0.48446	0.55546	0.63214	0.71657	0.75512	0.60260	19.691	
	52 Ethyl Methacrylate	0.55414	0.57597	0.67113	0.71422	0.78274	0.80215	0.68339	15.111	
	53 1,1,2-Trichloroethane	0.49660	0.47160	0.48795	0.48219	0.49435	0.48960	0.48705	1.868	
	54 1,3-Dichloropropane	0.89758	0.89696	0.88693	0.90489	0.92972	0.93256	0.90811	2.066	
	55 Tetrachloroethene	0.44332	0.45738	0.43513	0.44335	0.45710	0.44872	0.44750	1.945	
	56 2-Hexanone	0.27523	0.26400	0.29211	0.31497	0.34825	0.35139	0.30766	11.999	
	57 Dibromochloromethane	0.32231	0.29627	0.35928	0.40281	0.44850	0.46623	0.38257	17.873	
	58 1,2-Dibromoethane	0.44944	0.42452	0.44628	0.45851	0.47352	0.47550	0.45463	4.186	
	59 Chlorobenzene	1.45949	1.42041	1.43694	1.46525	1.50942	1.53548	1.47117	2.966	
	60 1,1,1,2-Tetrachloroethane	0.42618	0.41227	0.43334	0.45268	0.48257	0.48441	0.44858	6.694	
	61 Ethylbenzene	0.69256	0.70077	0.74444	0.77438	0.80619	0.81789	0.75604	6.973	
	62 m + p-Xylene	0.82891	0.86485	0.92819	0.96318	1.01178	1.05416	0.94185	9.113	
M	63 Xylenes (total)	0.81121	0.84517	0.90924	0.94401	0.98957	1.02366	0.92048	8.921	
	64 Xylene-o	0.77581	0.80580	0.87134	0.90566	0.94514	0.96267	0.87774	8.547	
	65 Styrene	1.20907	1.31174	1.47432	1.56432	1.67521	1.74467	1.49655	13.868	
	66 Bromoform	0.16448	0.13880	0.17836	0.21394	0.25914	0.28942	0.20736	27.987	
	67 Isopropylbenzene	1.70267	1.79413	1.97531	2.07042	2.21757	2.30276	2.01048	11.659	
	68 1,1,2,2-Tetrachloroethane	1.38002	1.23781	1.23105	1.26763	1.30768	1.28739	1.28526	4.260	
	69 1,4-Dichloro-2-butene	0.12889	0.06688	0.09623	0.13774	0.18129	0.23421	0.14088	42.551	
	70 1,2,3-Trichloropropane	0.36140	0.37429	0.34865	0.36303	0.36378	0.35970	0.36181	2.276	
	71 Bromobenzene	1.25999	1.23364	1.21012	1.28510	1.32907	1.31095	1.27148	3.585	

Report Date : 26-Aug-2009 14:06

TestAmerica North Canton

INITIAL CALIBRATION DATA

Start Cal Date : 09-JUN-2009 12:04
End Cal Date : 26-AUG-2009 13:07
Quant Method : ISTD
Origin : Disabled
Target Version : 4.14
Integrator : HP RTE
Method file : \\cansvr11\dd\chem\MSV\a3ux11.i\J90826A-IC.b\8260LLUX11.m
Last Edit : 26-Aug-2009 13:22
Curve Type : Average

Compound	5.000 Level 1	10.000 Level 2	25.000 Level 3	50.000 Level 4	100.000 Level 5	200.000 Level 6	RRF	% RSD	
72 n-Propylbenzene	1.03094	1.06870	1.13530	1.20239	1.24951	1.25301	1.15664	8.110	
73 2-Chlorotoluene	1.01773	1.10183	1.08158	1.16323	1.15781	1.15982	1.11367	5.222	
74 1,3,5-Trimethylbenzene	2.87756	2.99952	3.20455	3.45869	3.59444	3.65028	3.29751	9.708	
75 4-Chlorotoluene	1.12943	1.06217	1.09473	1.19528	1.18724	1.18317	1.14200	4.851	
76 tert-Butylbenzene	2.26650	2.42925	2.52464	2.74850	2.88365	2.93777	2.63172	10.148	
77 1,2,4-Trimethylbenzene	2.85049	3.01091	3.26690	3.47739	3.60159	3.64319	3.30841	9.808	
78 sec-Butylbenzene	3.24858	3.28293	3.42031	3.72100	3.89826	3.97330	3.59073	8.796	
79 4-Isopropyltoluene	2.50018	2.60008	2.75623	2.99513	3.17551	3.16511	2.86537	10.097	
80 1,3-Dichlorobenzene	1.97967	1.98947	1.93503	2.03698	2.08310	2.03061	2.00915	2.582	
81 1,4-Dichlorobenzene	2.15119	2.05282	1.97464	2.04697	2.10424	2.06478	2.06577	2.872	
82 n-Butylbenzene	1.89872	1.91611	2.05725	2.25434	2.40338	2.38213	2.15199	10.502	
83 1,2-Dichlorobenzene	1.75510	1.73597	1.76168	1.83840	1.86730	1.79412	1.79210	2.872	
84 1,2-Dibromo-3-chloropropane	0.09021	0.06986	0.09412	0.09916	0.11504	0.11770	0.09768	18.006	
85 1,2,4-Trichlorobenzene	0.61763	0.53795	0.54175	0.57381	0.58164	0.55859	0.56856	5.195	
86 Hexachlorobutadiene	0.33533	0.29632	0.27089	0.29416	0.27150	0.25294	0.28686	10.024	
87 Naphthalene	1.39335	1.28647	1.33406	1.53930	1.66263	1.61166	1.47124	10.530	
88 1,2,3-Trichlorobenzene	0.57763	0.56103	0.54408	0.58073	0.57657	0.53842	0.56308	3.254	
89 Ethyl Ether	0.53811	0.51534	0.48850	0.45326	0.49761	0.49746	0.49838	5.676	
90 Ethanol	+++++	+++++	+++++	+++++	+++++	+++++	+++++	+++++	<-
91 3-Chloropropene	0.20283	0.19154	0.22167	0.22205	0.23921	0.16686	0.20736	12.475	
92 Isopropyl Ether	0.36975	0.37491	0.36939	0.36149	0.42590	0.44465	0.39102	8.965	
93 2-Chloro-1,3-butadiene	0.50442	0.55042	0.55060	0.51764	0.58267	0.60271	0.55141	6.766	
94 Propionitrile	0.05792	0.05778	0.05875	0.05692	0.05992	0.06001	0.05855	2.119	
95 Ethyl Acetate	0.44349	0.41626	0.40599	0.39570	0.44052	0.45511	0.42618	5.530	
96 Methacrylonitrile	0.30388	0.29132	0.27434	0.26958	0.29311	0.29049	0.28712	4.452	
97 Isobutanol	0.01386	0.01455	0.01493	0.01727	0.02009	0.01953	0.01670	15.979	
98 Cyclohexane	0.58078	0.58702	0.63233	0.65772	0.68464	0.69759	0.64001	7.653	
99 n-Butanol	0.00880	0.00798	0.00939	0.01072	0.01415	0.01407	0.01085	24.687	<-
100 Methyl Methacrylate	0.31351	0.32140	0.33222	0.32356	0.35193	0.37245	0.33584	6.618	
101 2-Nitropropane	0.03868	0.04329	0.04911	0.05498	0.06203	0.07289	0.05350	23.557	
102 Chloropicrin	+++++	+++++	+++++	+++++	+++++	+++++	+++++	+++++	<-
103 Cyclohexanone	+++++	+++++	+++++	+++++	+++++	+++++	+++++	+++++	
104 Pentachloroethane	+++++	+++++	+++++	+++++	+++++	+++++	+++++	+++++	<-
105 Benzyl Chloride	+++++	+++++	+++++	+++++	+++++	+++++	+++++	+++++	<-
134 Thiophene	+++++	+++++	+++++	+++++	+++++	+++++	+++++	+++++	<-
135 Crotononitrile(1st Isomer)	+++++	+++++	+++++	+++++	+++++	+++++	+++++	+++++	<-

Report Date : 26-Aug-2009 14:06

TestAmerica North Canton

INITIAL CALIBRATION DATA

Start Cal Date : 09-JUN-2009 12:04
End Cal Date : 26-AUG-2009 13:07
Quant Method : ISTD
Origin : Disabled
Target Version : 4.14
Integrator : HP RTE
Method file : \\cansvr11\dd\chem\MSV\a3ux11.i\J90826A-IC.b\8260LLUX11.m
Last Edit : 26-Aug-2009 13:22
Curve Type : Average

	Compound	5.000 Level 1	10.000 Level 2	25.000 Level 3	50.000 Level 4	100.000 Level 5	200.000 Level 6	RRF	% RSD	
	136 Crotononitrile(2nd Isomer)	+++++	+++++	+++++	+++++	+++++	+++++	+++++	+++++	<-
M	137 Total Crotononitrile	+++++	+++++	+++++	+++++	+++++	+++++	+++++	+++++	<-
	138 Paraldehyde	+++++	+++++	+++++	+++++	+++++	+++++	+++++	+++++	<-
	139 3,3,5-Trimethylcyclohexanone	+++++	+++++	+++++	+++++	+++++	+++++	+++++	+++++	<-
	140 1-Chlorohexane	+++++	+++++	+++++	+++++	+++++	+++++	+++++	+++++	<-
	141 1,3,5-Trichlorobenzene	0.76227	0.69774	0.66456	0.68981	0.70339	0.66381	0.69693	5.176	
	143 Methyl Acetate	0.41462	0.38115	0.36579	0.36651	0.37578	0.37597	0.37997	4.734	
	144 Methylcyclohexane	0.45306	0.46619	0.49700	0.53697	0.56303	0.56963	0.51431	9.649	
	145 Dimethoxymethane	+++++	+++++	+++++	+++++	+++++	+++++	+++++	+++++	<-
	146 2-Methylnaphthalene	1.11726	1.06661	0.93978	0.97052	1.11855	1.06987	1.04710	7.186	
	147 Tetrahydrothiophene	+++++	+++++	+++++	+++++	+++++	+++++	+++++	+++++	<-
	148 1,4-Dichlorobutane	+++++	+++++	+++++	+++++	+++++	+++++	+++++	+++++	<-
	149 Ethyl Acrylate	+++++	+++++	+++++	+++++	+++++	+++++	+++++	+++++	<-
	150 Vinyl Acetate-86	0.06555	0.07945	0.08267	0.09115	0.09637	0.09946	0.08578	14.627	
	151 1,3-Butadiene	+++++	+++++	+++++	+++++	+++++	+++++	+++++	+++++	<-
	152 n-Heptane	+++++	+++++	+++++	+++++	+++++	+++++	+++++	+++++	<-
	155 t-Butyl ethyl ether	0.94557	0.87234	0.89205	0.84351	1.00564	1.06476	0.93731	9.059	
	156 t-Amyl methyl ether	0.75671	0.73006	0.72914	0.70769	0.82038	0.86485	0.76814	7.991	
	157 1,2,3-Trimethylbenzene	3.07664	3.06877	3.06366	3.06631	3.53762	3.70781	3.25347	8.946	
$	4 Dibromofluoromethane	0.32564	0.32069	0.33391	0.34416	0.33811	0.35053	0.33551	3.337	
$	5 1,2-Dichloroethane-d4	0.42398	0.37047	0.39675	0.37892	0.40847	0.40895	0.39792	5.061	
$	6 Toluene-d8	1.90676	1.90911	2.04048	2.08440	2.12548	2.17468	2.04015	5.471	
$	7 Bromofluorobenzene	0.52747	0.54541	0.58730	0.60095	0.61977	0.61798	0.58315	6.603	

5A

VOLATILE ORGANIC GC/MS TUNING AND MASS CALIBRATION - BROMOFLUOROBENZENE (BFB)

Lab Name: NORTH CANTON Contract:

Lab Code: TACAN Case No.: SAS No.: SDG No.: 9I02192

Lab File ID: BFB163 BFB Injection Date: 09/14/09

Instrument ID: A3UX11 BFB Injection Time: 0936

Matrix: (soil/water) WATER Level: (low/med) LOW Column: (pack/cap) CAP

m/e	ION ABUNDANCE CRITERIA	% RELATIVE ABUNDANCE
50	15.0 - 40.0% of mass 95	17.6
75	30.0 - 60.0% of mass 95	47.0
95	Base Peak, 100% relative abundance	100.0
96	5.0 - 9.0% of mass 95	6.5
173	Less than 2.0% of mass 174	0.0 (0.0)1
174	50.0 - 100.0% of mass 95	87.2
175	5.0 - 9.0% of mass 174	6.5 (7.5)1
176	Greater than 95.0%, but less than 101.0% of mass 174	85.0 (97.5)1
177	5.0 - 9.0% of mass 176	5.5 (6.5)2

1-Value is % of mass 174 2-Value is % of mass 176

THIS TUNE APPLIES TO THE FOLLOWING SAMPLES, MS, MSD, BLANKS, AND STANDARDS:

	EPA SAMPLE NO.	LAB SAMPLE ID	LAB FILE ID	DATE ANALYZED	TIME ANALYZED
01	VSTD010	50NG-CC	UXJ4449	09/14/09	1021
02	VSTD010	50NG-A9CC	UXJ4450	09/14/09	1045
03	LKR6XCHK	LKR6X1AC	UXJ4451	09/14/09	1108
04	LKR6XCKDUP	LKR6X1AD	UXJ4452	09/14/09	1150
05	LKR6XBLK	LKR6X1AA	UXJ4453	09/14/09	1214
06	MSA-DMW9D-09	LJ9NV1AM	UXJ4455	09/14/09	1302
07	MSA-DMW8I-09	LJ9N41AM	UXJ4456	09/14/09	1326
08					
09					
10					
11					
12					
13					
14					
15					
16					
17					
18					
19					
20					
21					
22					

Data File: \\cansvr11\dd\chem\MSV\a3ux11.i\J90914A.b\UXJ4449.D
Report Date: 14-Sep-2009 11:14

TestAmerica North Canton

CONTINUING CALIBRATION COMPOUNDS

Instrument ID: a3ux11.i Injection Date: 14-SEP-2009 10:21
Lab File ID: UXJ4449.D Init. Cal. Date(s): 09-JUN-2009 08-SEP-2009
Analysis Type: WATER Init. Cal. Times: 12:04 09:33
Lab Sample ID: 50NG-CC Quant Type: ISTD
Method: \\cansvr11\dd\chem\MSV\a3ux11.i\J90914A.b\8260LLUX11.m

COMPOUND	RRF / AMOUNT	RF50	CCAL RRF50	MIN RRF	%D / %DRIFT	MAX %D / %DRIFT	CURVE TYPE	
$ 4 Dibromofluoromethane	0.33551	0.31936	0.31936	0.010	4.81210	50.00000	Averaged	
$ 5 1,2-Dichloroethane-d4	0.39792	0.34699	0.34699	0.010	12.80056	50.00000	Averaged	
$ 6 Toluene-d8	2.04015	1.96890	1.96890	0.010	3.49248	50.00000	Averaged	
$ 7 Bromofluorobenzene	0.58315	0.47969	0.47969	0.010	17.74102	50.00000	Averaged	
8 Dichlorodifluoromethane	0.30309	0.23623	0.23623	0.010	22.05701	50.00000	Averaged	
9 Chloromethane	0.41020	0.39976	0.39976	0.100	2.54562	50.00000	Averaged	
10 Vinyl Chloride	0.50906	0.41827	0.41827	0.010	17.83546	20.00000	Averaged	
11 Bromomethane	0.25524	0.12084	0.12084	0.010	52.65713	50.00000	Averaged	<-
12 Chloroethane	0.34646	0.16921	0.16921	0.010	51.15946	50.00000	Averaged	<-
13 Trichlorofluoromethane	0.51021	0.28308	0.28308	0.010	44.51787	50.00000	Averaged	
15 Acrolein	0.06548	0.04744	0.04744	0.010	27.54267	50.00000	Averaged	
16 Acetone	100	91.26588	0.12460	0.010	8.73412	0.000e+000	Wt Linear	
17 1,1-Dichloroethene	0.39106	0.44375	0.44375	0.010	-13.47186	20.00000	Averaged	
18 Freon-113	0.25701	0.16953	0.16953	0.010	34.03829	50.00000	Averaged	
19 Iodomethane	0.60928	0.68483	0.68483	0.010	-12.40108	50.00000	Averaged	
20 Carbon Disulfide	1.07905	1.13836	1.13836	0.010	-5.49647	50.00000	Averaged	
21 Methylene Chloride	50.00000	61.48223	0.54412	0.010	-22.96447	0.000e+000	Wt Linear	
22 Acetonitrile	0.05257	0.05578	0.05578	0.010	-6.09779	50.00000	Averaged	
23 Acrylonitrile	0.17960	0.17448	0.17448	0.010	2.84895	50.00000	Averaged	
24 Methyl tert-butyl ether	1.12729	1.14072	1.14072	0.010	-1.19168	50.00000	Averaged	
25 trans-1,2-Dichloroethene	0.46247	0.49568	0.49568	0.010	-7.18116	50.00000	Averaged	
26 Hexane	0.08719	0.08876	0.08876	0.010	-1.80474	20.00000	Averaged	
27 Vinyl acetate	0.80733	0.52653	0.52653	0.010	34.78190	50.00000	Averaged	
28 1,1-Dichloroethane	0.75107	0.76964	0.76964	0.100	-2.47185	50.00000	Averaged	
29 tert-Butyl Alcohol	0.03186	0.02875	0.02875	0.010	9.74868	50.00000	Averaged	
30 2-Butanone	0.19645	0.17581	0.17581	0.010	10.50601	50.00000	Averaged	
M 31 1,2-Dichloroethene (total)	0.44691	0.47072	0.47072	0.010	-5.32626	50.00000	Averaged	
32 cis-1,2-dichloroethene	0.43136	0.44575	0.44575	0.010	-3.33755	50.00000	Averaged	
33 2,2-Dichloropropane	0.30189	0.33283	0.33283	0.010	-10.24735	50.00000	Averaged	
34 Bromochloromethane	0.20206	0.21536	0.21536	0.010	-6.58266	50.00000	Averaged	
35 Chloroform	0.64280	0.69457	0.69457	0.010	-8.05399	20.00000	Averaged	
36 Tetrahydrofuran	0.12896	0.10609	0.10609	0.010	17.73624	50.00000	Averaged	
37 1,1,1-Trichloroethane	0.44460	0.45377	0.45377	0.010	-2.06170	50.00000	Averaged	
38 1,1-Dichloropropene	0.52901	0.53542	0.53542	0.010	-1.21292	50.00000	Averaged	
39 Carbon Tetrachloride	0.35038	0.33954	0.33954	0.010	3.09459	50.00000	Averaged	
40 1,2-Dichloroethane	0.46431	0.49230	0.49230	0.010	-6.02662	50.00000	Averaged	
41 Benzene	1.79679	1.76532	1.76532	0.010	1.75132	50.00000	Averaged	
42 Trichloroethene	0.39476	0.38851	0.38851	0.010	1.58354	50.00000	Averaged	
43 1,2-Dichloropropane	0.41031	0.41101	0.41101	0.010	-0.17045	20.00000	Averaged	
44 1,4-Dioxane	2500	2118	0.00257	0.010	15.28535	0.000e+000	Wt Linear	<-
45 Dibromomethane	0.20890	0.20999	0.20999	0.010	-0.52260	50.00000	Averaged	
46 Bromodichloromethane	0.38818	0.39008	0.39008	0.010	-0.48932	50.00000	Averaged	
47 2-Chloroethyl vinyl ether	0.18211	0.22215	0.22215	0.010	-21.99043	50.00000	Averaged	

Data File: \\cansvr11\dd\chem\MSV\a3ux11.i\J90914A.b\UXJ4449.D
Report Date: 14-Sep-2009 11:14

TestAmerica North Canton

CONTINUING CALIBRATION COMPOUNDS

Instrument ID: a3ux11.i Injection Date: 14-SEP-2009 10:21
Lab File ID: UXJ4449.D Init. Cal. Date(s): 09-JUN-2009 08-SEP-2009
Analysis Type: WATER Init. Cal. Times: 12:04 09:33
Lab Sample ID: 50NG-CC Quant Type: ISTD
Method: \\cansvr11\dd\chem\MSV\a3ux11.i\J90914A.b\8260LLUX11.m

COMPOUND	RRF / AMOUNT	RF50	CCAL RRF50	MIN RRF	%D / %DRIFT	MAX %D / %DRIFT	CURVE TYPE
48 cis-1,3-Dichloropropene	50.00000	44.83260	0.51204	0.010	10.33481	0.000e+000	Wt Linear
49 4-Methyl-2-pentanone	0.31532	0.28598	0.28598	0.010	9.30374	50.00000	Averaged
50 Toluene	2.50680	2.62913	2.62913	0.010	-4.88015	20.00000	Averaged
51 trans-1,3-Dichloropropene	50.00000	46.80784	0.65080	0.010	6.38431	0.000e+000	Wt Linear
52 Ethyl Methacrylate	50.00000	44.37923	0.67141	0.010	11.24153	0.000e+000	Wt Linear
53 1,1,2-Trichloroethane	0.48705	0.50281	0.50281	0.010	-3.23608	50.00000	Averaged
54 1,3-Dichloropropane	0.90811	0.90383	0.90383	0.010	0.47091	50.00000	Averaged
55 Tetrachloroethene	0.44750	0.47521	0.47521	0.010	-6.19137	50.00000	Averaged
56 2-Hexanone	0.30766	0.30204	0.30204	0.010	1.82646	50.00000	Averaged
57 Dibromochloromethane	50.00000	46.34059	0.40221	0.010	7.31882	0.000e+000	Wt Linear
58 1,2-Dibromoethane	0.45463	0.44848	0.44848	0.010	1.35191	50.00000	Averaged
59 Chlorobenzene	1.47117	1.43240	1.43240	0.300	2.63543	50.00000	Averaged
60 1,1,1,2-Tetrachloroethane	0.44858	0.44159	0.44159	0.010	1.55821	50.00000	Averaged
61 Ethylbenzene	0.75604	0.75715	0.75715	0.010	-0.14682	20.00000	Averaged
62 m + p-Xylene	0.94185	0.95958	0.95958	0.010	-1.88329	50.00000	Averaged
M 63 Xylenes (total)	0.92048	0.92137	0.92137	0.010	-0.09705	50.00000	Averaged
64 Xylene-o	0.87774	0.84494	0.84494	0.010	3.73637	50.00000	Averaged
65 Styrene	1.49655	1.48896	1.48896	0.010	0.50755	50.00000	Averaged
66 Bromoform	50.00000	42.68197	0.19141	0.100	14.63607	0.000e+000	Quadratic
67 Isopropylbenzene	2.01048	1.80462	1.80462	0.010	10.23909	50.00000	Averaged
68 1,1,2,2-Tetrachloroethane	1.28526	1.33833	1.33833	0.300	-4.12927	50.00000	Averaged
69 1,4-Dichloro-2-butene	50.00000	100	0.35239	0.010	-100	0.000e+000	Quadratic
70 1,2,3-Trichloropropane	0.36181	0.42182	0.42182	0.010	-16.58735	50.00000	Averaged
71 Bromobenzene	1.27148	1.49147	1.49147	0.010	-17.30250	50.00000	Averaged
72 n-Propylbenzene	1.15664	1.39799	1.39799	0.010	-20.86623	50.00000	Averaged
73 2-Chlorotoluene	1.11367	1.28280	1.28280	0.010	-15.18702	50.00000	Averaged
74 1,3,5-Trimethylbenzene	3.29751	3.50577	3.50577	0.010	-6.31588	50.00000	Averaged
75 4-Chlorotoluene	1.14200	1.29387	1.29387	0.010	-13.29833	50.00000	Averaged
76 tert-Butylbenzene	2.63172	2.72020	2.72020	0.010	-3.36222	50.00000	Averaged
77 1,2,4-Trimethylbenzene	3.30841	3.41176	3.41176	0.010	-3.12400	50.00000	Averaged
78 sec-Butylbenzene	3.59073	3.55057	3.55057	0.010	1.11845	50.00000	Averaged
79 4-Isopropyltoluene	2.86537	2.78754	2.78754	0.010	2.71647	50.00000	Averaged
80 1,3-Dichlorobenzene	2.00915	1.90008	1.90008	0.010	5.42827	50.00000	Averaged
81 1,4-Dichlorobenzene	2.06577	2.00205	2.00205	0.010	3.08493	50.00000	Averaged
82 n-Butylbenzene	2.15199	1.97221	1.97221	0.010	8.35417	50.00000	Averaged
83 1,2-Dichlorobenzene	1.79210	1.76821	1.76821	0.010	1.33304	50.00000	Averaged
84 1,2-Dibromo-3-chloropropane	50.00000	57.72975	0.12861	0.010	-15.45949	0.000e+000	Wt Linear
85 1,2,4-Trichlorobenzene	0.56856	0.82240	0.82240	0.010	-44.64590	50.00000	Averaged
86 Hexachlorobutadiene	0.28686	0.40482	0.40482	0.010	-41.12427	50.00000	Averaged
87 Naphthalene	1.47124	2.02724	2.02724	0.010	-37.79110	50.00000	Averaged
88 1,2,3-Trichlorobenzene	0.56308	0.81045	0.81045	0.010	-43.93316	50.00000	Averaged
98 Cyclohexane	0.64001	0.66516	0.66516	0.010	-3.92986	50.00000	Averaged
143 Methyl Acetate	0.37997	0.42375	0.42375	0.010	-11.52105	50.00000	Averaged

Data File: \\cansvr11\dd\chem\MSV\a3ux11.i\J90914A.b\UXJ4449.D
Report Date: 14-Sep-2009 11:14

TestAmerica North Canton

CONTINUING CALIBRATION COMPOUNDS

Instrument ID: a3ux11.i Injection Date: 14-SEP-2009 10:21
Lab File ID: UXJ4449.D Init. Cal. Date(s): 09-JUN-2009 08-SEP-2009
Analysis Type: WATER Init. Cal. Times: 12:04 09:33
Lab Sample ID: 50NG-CC Quant Type: ISTD
Method: \\cansvr11\dd\chem\MSV\a3ux11.i\J90914A.b\8260LLUX11.m

COMPOUND	RRF / AMOUNT	RF50	CCAL RRF50	MIN RRF	%D / %DRIFT	MAX %D / %DRIFT	CURVE TYPE
144 Methylcyclohexane	0.51431	0.54985	0.54985	0.010	-6.91030	50.00000	Averaged
141 1,3,5-Trichlorobenzene	0.69693	0.94697	0.94697	0.010	-35.87733	50.00000	Averaged
150 Vinyl Acetate-86	0.08578	0.05376	0.05376	0.010	37.32248	50.00000	Averaged

METHOD BLANK REPORT

GC/MS Volatiles

Client Lot #...: 9I02192 **Work Order #...:** LKR6X1AA **Matrix.....:** WATER
MB Lot-Sample #: A9I150000-258

Prep Date.....: 09/14/09 **Final Wgt/Vol..:** 5 mL
Analysis Date..: 09/14/09 **Prep Batch #...:** 9258258
Dilution Factor: 1 **Initial Wgt/Vol:** 5 mL

PARAMETER	RESULT	REPORTING LIMIT	UNITS	METHOD
Acetone	ND	5.0	ug/L	SW846 8260B
Bromodichloromethane	ND	1.0	ug/L	SW846 8260B
Carbon disulfide	ND	1.0	ug/L	SW846 8260B
Dibromochloromethane	ND	1.0	ug/L	SW846 8260B
1,2-Dibromo-3-chloro-propane	ND	2.0	ug/L	SW846 8260B
Dibromomethane	ND	1.0	ug/L	SW846 8260B
Dichlorodifluoromethane	ND	1.0	ug/L	SW846 8260B
cis-1,2-Dichloroethene	ND	1.0	ug/L	SW846 8260B
trans-1,2-Dichloroethene	ND	1.0	ug/L	SW846 8260B
Trichlorofluoromethane	ND	1.0	ug/L	SW846 8260B
2-Hexanone	ND	5.0	ug/L	SW846 8260B
Styrene	ND	1.0	ug/L	SW846 8260B
1,1,1,2-Tetrachloroethane	ND	1.0	ug/L	SW846 8260B
1,2,3-Trichloropropane	ND	1.0	ug/L	SW846 8260B
Vinyl acetate	ND	2.0	ug/L	SW846 8260B
Xylenes (total)	ND	2.0	ug/L	SW846 8260B
1,2-Dibromoethane	ND	1.0	ug/L	SW846 8260B
2-Butanone	ND	5.0	ug/L	SW846 8260B
4-Methyl-2-pentanone	ND	5.0	ug/L	SW846 8260B
Bromobenzene	ND	1.0	ug/L	SW846 8260B
Bromochloromethane	ND	1.0	ug/L	SW846 8260B
n-Butylbenzene	ND	1.0	ug/L	SW846 8260B
sec-Butylbenzene	ND	1.0	ug/L	SW846 8260B
tert-Butylbenzene	ND	1.0	ug/L	SW846 8260B
2-Chloroethyl vinyl ether	ND	5.0	ug/L	SW846 8260B
2-Chlorotoluene	ND	1.0	ug/L	SW846 8260B
4-Chlorotoluene	ND	1.0	ug/L	SW846 8260B
1,2-Dichlorobenzene	ND	1.0	ug/L	SW846 8260B
1,3-Dichlorobenzene	ND	1.0	ug/L	SW846 8260B
1,4-Dichlorobenzene	ND	1.0	ug/L	SW846 8260B
1,3-Dichloropropane	ND	1.0	ug/L	SW846 8260B
2,2-Dichloropropane	ND	1.0	ug/L	SW846 8260B
1,1-Dichloropropene	ND	1.0	ug/L	SW846 8260B
Hexachlorobutadiene	0.85 J	**1.0**	**ug/L**	**SW846 8260B**
Isopropylbenzene	ND	1.0	ug/L	SW846 8260B
p-Isopropyltoluene	ND	1.0	ug/L	SW846 8260B
tert-Butyl alcohol	ND	20	ug/L	SW846 8260B
Naphthalene	0.32 J	**1.0**	**ug/L**	**SW846 8260B**
n-Propylbenzene	ND	1.0	ug/L	SW846 8260B
1,2,3-Trichlorobenzene	0.41 J	**1.0**	**ug/L**	**SW846 8260B**

(Continued on next page)

METHOD BLANK REPORT

GC/MS Volatiles

Client Lot #...: 9I02192 **Work Order #...:** LKR6X1AA **Matrix.....:** WATER

PARAMETER	RESULT	REPORTING LIMIT	UNITS	METHOD
1,2,4-Trichloro-benzene	**0.29 J**	**1.0**	**ug/L**	**SW846 8260B**
1,1,2-Trichloro-1,2,2-trifluoroethane	ND	1.0	ug/L	SW846 8260B
1,2,4-Trimethylbenzene	ND	1.0	ug/L	SW846 8260B
o-Xylene	ND	1.0	ug/L	SW846 8260B
Methyl tert-butyl ether	ND	5.0	ug/L	SW846 8260B
m-Xylene & p-Xylene	ND	2.0	ug/L	SW846 8260B
1,2,3-Trimethylbenzene	ND	5.0	ug/L	SW846 8260B
Diisopropyl Ether (DIPE)	ND	5.0	ug/L	SW846 8260B
Ethyl-t-Butyl Ether (ETBE	ND	5.0	ug/L	SW846 8260B
Tert-amyl methyl ether (T	ND	5.0	ug/L	SW846 8260B
Benzene	ND	1.0	ug/L	SW846 8260B
Bromoform	ND	1.0	ug/L	SW846 8260B
Bromomethane	ND	1.0	ug/L	SW846 8260B
Carbon tetrachloride	ND	1.0	ug/L	SW846 8260B
Chlorobenzene	ND	1.0	ug/L	SW846 8260B
Chloroethane	ND	1.0	ug/L	SW846 8260B
Chloroform	ND	1.0	ug/L	SW846 8260B
Chloromethane	ND	1.0	ug/L	SW846 8260B
1,1-Dichloroethane	ND	1.0	ug/L	SW846 8260B
1,2-Dichloroethane	ND	1.0	ug/L	SW846 8260B
1,1-Dichloroethene	ND	1.0	ug/L	SW846 8260B
1,2-Dichloropropane	ND	1.0	ug/L	SW846 8260B
cis-1,3-Dichloropropene	ND	1.0	ug/L	SW846 8260B
trans-1,3-Dichloropropene	ND	1.0	ug/L	SW846 8260B
Ethylbenzene	ND	1.0	ug/L	SW846 8260B
Methylene chloride	**0.56 J**	**1.0**	**ug/L**	**SW846 8260B**
1,1,2,2-Tetrachloroethane	ND	1.0	ug/L	SW846 8260B
Tetrachloroethene	ND	1.0	ug/L	SW846 8260B
Toluene	ND	1.0	ug/L	SW846 8260B
1,1,1-Trichloroethane	ND	1.0	ug/L	SW846 8260B
Trichloroethene	ND	1.0	ug/L	SW846 8260B
Vinyl chloride	ND	1.0	ug/L	SW846 8260B

SURROGATE	PERCENT RECOVERY	RECOVERY LIMITS
Dibromofluoromethane	89	(73 - 122)
1,2-Dichloroethane-d4	89	(61 - 128)
Toluene-d8	91	(76 - 110)
4-Bromofluorobenzene	75	(74 - 116)

NOTE(S):

Calculations are performed before rounding to avoid round-off errors in calculated results.

J Estimated result. Result is less than RL.

5A

VOLATILE ORGANIC GC/MS TUNING AND MASS CALIBRATION - BROMOFLUOROBENZENE (BFB)

Lab Name: NORTH CANTON Contract:

Lab Code: TACAN Case No.: SAS No.: SDG No.: 9I02192

Lab File ID: BFB160 BFB Injection Date: 09/10/09

Instrument ID: A3UX11 BFB Injection Time: 1111

Matrix: (soil/water) WATER Level: (low/med) LOW Column: (pack/cap) CAP

m/e	ION ABUNDANCE CRITERIA	% RELATIVE ABUNDANCE
50	15.0 - 40.0% of mass 95	17.8
75	30.0 - 60.0% of mass 95	45.6
95	Base Peak, 100% relative abundance	100.0
96	5.0 - 9.0% of mass 95	7.2
173	Less than 2.0% of mass 174	0.3 (0.3)1
174	50.0 - 100.0% of mass 95	85.3
175	5.0 - 9.0% of mass 174	6.3 (7.4)1
176	Greater than 95.0%, but less than 101.0% of mass 174	85.6 (100.4)1
177	5.0 - 9.0% of mass 176	5.1 (6.0)2

1-Value is % of mass 174 2-Value is % of mass 176

THIS TUNE APPLIES TO THE FOLLOWING SAMPLES, MS, MSD, BLANKS, AND STANDARDS:

	EPA SAMPLE NO.	LAB SAMPLE ID	LAB FILE ID	DATE ANALYZED	TIME ANALYZED
01	VSTD010	50NG-CC	UXJ4364	09/10/09	1137
02	VSTD010	50NG-A9CC	UXJ4365	09/10/09	1201
03	LKQHECHK	LKQHE1AC	UXJ4366	09/10/09	1225
04	LKQHECKDUP	LKQHE1AD	UXJ4367	09/10/09	1249
05	LKQHEBLK	LKQHE1AA	UXJ4368	09/10/09	1313
06	MSA-MW30D-09	LJ7GP1AA	UXJ4369	09/10/09	1336
07	MSA-MW24S-09	LJ7JC1AM	UXJ4370	09/10/09	1400
08	MSA-MW24I-09	LJ7JP1AM	UXJ4371	09/10/09	1424
09	MSA-MW19D-09	LJ7JX1AM	UXJ4372	09/10/09	1452
10	MSA-MW19D-09	LJ7J11AA	UXJ4373	09/10/09	1516
11	MSA-MW19I-09	LJ7J81AM	UXJ4376	09/10/09	1627
12	MSA-MW19I-09	LJ7KG1AA	UXJ4377	09/10/09	1651
13					
14					
15					
16					
17					
18					
19					
20					
21					
22					

Data File: \\cansvr11\dd\chem\MSV\a3ux11.i\J90910A.b\UXJ4364.D
Report Date: 10-Sep-2009 12:20

TestAmerica North Canton

CONTINUING CALIBRATION COMPOUNDS

Instrument ID: a3ux11.i Injection Date: 10-SEP-2009 11:37
Lab File ID: UXJ4364.D Init. Cal. Date(s): 09-JUN-2009 08-SEP-2009
Analysis Type: WATER Init. Cal. Times: 12:04 09:33
Lab Sample ID: 50NG-CC Quant Type: ISTD
Method: \\cansvr11\dd\chem\MSV\a3ux11.i\J90910A.b\8260LLUX11.m

COMPOUND	RRF / AMOUNT	RF50	CCAL RRF50	MIN RRF	%D / %DRIFT	MAX %D / %DRIFT	CURVE TYPE
$ 4 Dibromofluoromethane	0.33551	0.29329	0.29329	0.010	12.58328	50.00000	Averaged
$ 5 1,2-Dichloroethane-d4	0.39792	0.34481	0.34481	0.010	13.34724	50.00000	Averaged
$ 6 Toluene-d8	2.04015	1.87022	1.87022	0.010	8.32924	50.00000	Averaged
$ 7 Bromofluorobenzene	0.58315	0.53845	0.53845	0.010	7.66476	50.00000	Averaged
8 Dichlorodifluoromethane	0.30309	0.34631	0.34631	0.010	-14.26212	50.00000	Averaged
9 Chloromethane	0.41020	0.42383	0.42383	0.100	-3.32072	50.00000	Averaged
10 Vinyl Chloride	0.50906	0.55443	0.55443	0.010	-8.91141	20.00000	Averaged
11 Bromomethane	0.25524	0.29562	0.29562	0.010	-15.81907	50.00000	Averaged
12 Chloroethane	0.34646	0.33819	0.33819	0.010	2.38749	50.00000	Averaged
13 Trichlorofluoromethane	0.51021	0.48364	0.48364	0.010	5.20924	50.00000	Averaged
15 Acrolein	0.06548	0.06468	0.06468	0.010	1.21076	50.00000	Averaged
16 Acetone	100	105	0.14150	0.010	-4.75405	0.000e+000	Wt Linear
17 1,1-Dichloroethene	0.39106	0.38519	0.38519	0.010	1.50105	20.00000	Averaged
18 Freon-113	0.25701	0.26645	0.26645	0.010	-3.67245	50.00000	Averaged
19 Iodomethane	0.60928	0.60227	0.60227	0.010	1.14939	50.00000	Averaged
20 Carbon Disulfide	1.07905	1.00743	1.00743	0.010	6.63772	50.00000	Averaged
21 Methylene Chloride	50.00000	50.58144	0.45225	0.010	-1.16288	0.000e+000	Wt Linear
22 Acetonitrile	0.05257	0.05349	0.05349	0.010	-1.74659	50.00000	Averaged
23 Acrylonitrile	0.17960	0.18647	0.18647	0.010	-3.82772	50.00000	Averaged
24 Methyl tert-butyl ether	1.12729	1.08211	1.08211	0.010	4.00809	50.00000	Averaged
25 trans-1,2-Dichloroethene	0.46247	0.45560	0.45560	0.010	1.48612	50.00000	Averaged
26 Hexane	0.08719	0.08790	0.08790	0.010	-0.81104	20.00000	Averaged
27 Vinyl acetate	0.80733	0.77299	0.77299	0.010	4.25384	50.00000	Averaged
28 1,1-Dichloroethane	0.75107	0.73036	0.73036	0.100	2.75815	50.00000	Averaged
29 tert-Butyl Alcohol	0.03186	0.03171	0.03171	0.010	0.47625	50.00000	Averaged
30 2-Butanone	0.19645	0.19475	0.19475	0.010	0.86222	50.00000	Averaged
M 31 1,2-Dichloroethene (total)	0.44691	0.44210	0.44210	0.010	1.07602	50.00000	Averaged
32 cis-1,2-dichloroethene	0.43136	0.42861	0.42861	0.010	0.63634	50.00000	Averaged
33 2,2-Dichloropropane	0.30189	0.28888	0.28888	0.010	4.30944	50.00000	Averaged
34 Bromochloromethane	0.20206	0.20594	0.20594	0.010	-1.92127	50.00000	Averaged
35 Chloroform	0.64280	0.64269	0.64269	0.010	0.01708	20.00000	Averaged
36 Tetrahydrofuran	0.12896	0.11896	0.11896	0.010	7.75444	50.00000	Averaged
37 1,1,1-Trichloroethane	0.44460	0.42648	0.42648	0.010	4.07502	50.00000	Averaged
38 1,1-Dichloropropene	0.52901	0.52393	0.52393	0.010	0.95898	50.00000	Averaged
39 Carbon Tetrachloride	0.35038	0.34649	0.34649	0.010	1.11079	50.00000	Averaged
40 1,2-Dichloroethane	0.46431	0.47127	0.47127	0.010	-1.49826	50.00000	Averaged
41 Benzene	1.79679	1.68081	1.68081	0.010	6.45456	50.00000	Averaged
42 Trichloroethene	0.39476	0.38327	0.38327	0.010	2.91203	50.00000	Averaged
43 1,2-Dichloropropane	0.41031	0.40052	0.40052	0.010	2.38515	20.00000	Averaged
44 1,4-Dioxane	2500	2469	0.00302	0.010	1.23462	0.000e+000	Wt Linear <-
45 Dibromomethane	0.20890	0.21023	0.21023	0.010	-0.63771	50.00000	Averaged
46 Bromodichloromethane	0.38818	0.38260	0.38260	0.010	1.43747	50.00000	Averaged
47 2-Chloroethyl vinyl ether	0.18211	0.19692	0.19692	0.010	-8.13464	50.00000	Averaged

Data File: \\cansvr11\dd\chem\MSV\a3ux11.i\J90910A.b\UXJ4364.D
Report Date: 10-Sep-2009 12:20

TestAmerica North Canton

CONTINUING CALIBRATION COMPOUNDS

Instrument ID: a3ux11.i Injection Date: 10-SEP-2009 11:37
Lab File ID: UXJ4364.D Init. Cal. Date(s): 09-JUN-2009 08-SEP-2009
Analysis Type: WATER Init. Cal. Times: 12:04 09:33
Lab Sample ID: 50NG-CC Quant Type: ISTD
Method: \\cansvr11\dd\chem\MSV\a3ux11.i\J90910A.b\8260LLUX11.m

COMPOUND	RRF / AMOUNT	RF50	CCAL RRF50	MIN RRF	%D / %DRIFT	MAX %D / %DRIFT	CURVE TYPE
48 cis-1,3-Dichloropropene	50.00000	43.11678	0.49118	0.010	13.76644	0.000e+000	Wt Linear
49 4-Methyl-2-pentanone	0.31532	0.32070	0.32070	0.010	-1.70630	50.00000	Averaged
50 Toluene	2.50680	2.49843	2.49843	0.010	0.33358	20.00000	Averaged
51 trans-1,3-Dichloropropene	50.00000	44.71211	0.61965	0.010	10.57578	0.000e+000	Wt Linear
52 Ethyl Methacrylate	50.00000	46.63785	0.70744	0.010	6.72430	0.000e+000	Wt Linear
53 1,1,2-Trichloroethane	0.48705	0.49224	0.49224	0.010	-1.06465	50.00000	Averaged
54 1,3-Dichloropropane	0.90811	0.91689	0.91689	0.010	-0.96735	50.00000	Averaged
55 Tetrachloroethene	0.44750	0.45578	0.45578	0.010	-1.85132	50.00000	Averaged
56 2-Hexanone	0.30766	0.32639	0.32639	0.010	-6.08935	50.00000	Averaged
57 Dibromochloromethane	50.00000	46.62527	0.40483	0.010	6.74945	0.000e+000	Wt Linear
58 1,2-Dibromoethane	0.45463	0.46557	0.46557	0.010	-2.40769	50.00000	Averaged
59 Chlorobenzene	1.47117	1.44525	1.44525	0.300	1.76139	50.00000	Averaged
60 1,1,1,2-Tetrachloroethane	0.44858	0.44740	0.44740	0.010	0.26111	50.00000	Averaged
61 Ethylbenzene	0.75604	0.78129	0.78129	0.010	-3.34022	20.00000	Averaged
62 m + p-Xylene	0.94185	0.97009	0.97009	0.010	-2.99919	50.00000	Averaged
M 63 Xylenes (total)	0.92048	0.94306	0.94306	0.010	-2.45387	50.00000	Averaged
64 Xylene-o	0.87774	0.88900	0.88900	0.010	-1.28357	50.00000	Averaged
65 Styrene	1.49655	1.55966	1.55966	0.010	-4.21704	50.00000	Averaged
66 Bromoform	50.00000	48.77205	0.22321	0.100	2.45591	0.000e+000	Quadratic
67 Isopropylbenzene	2.01048	1.99497	1.99497	0.010	0.77132	50.00000	Averaged
68 1,1,2,2-Tetrachloroethane	1.28526	1.21510	1.21510	0.300	5.45882	50.00000	Averaged
69 1,4-Dichloro-2-butene	50.00000	50.54614	0.15391	0.010	-1.09228	0.000e+000	Quadratic
70 1,2,3-Trichloropropane	0.36181	0.35585	0.35585	0.010	1.64660	50.00000	Averaged
71 Bromobenzene	1.27148	1.20569	1.20569	0.010	5.17419	50.00000	Averaged
72 n-Propylbenzene	1.15664	1.11215	1.11215	0.010	3.84652	50.00000	Averaged
73 2-Chlorotoluene	1.11367	1.05192	1.05192	0.010	5.54424	50.00000	Averaged
74 1,3,5-Trimethylbenzene	3.29751	3.14894	3.14894	0.010	4.50531	50.00000	Averaged
75 4-Chlorotoluene	1.14200	1.08883	1.08883	0.010	4.65627	50.00000	Averaged
76 tert-Butylbenzene	2.63172	2.46628	2.46628	0.010	6.28630	50.00000	Averaged
77 1,2,4-Trimethylbenzene	3.30841	3.21518	3.21518	0.010	2.81802	50.00000	Averaged
78 sec-Butylbenzene	3.59073	3.25995	3.25995	0.010	9.21223	50.00000	Averaged
79 4-Isopropyltoluene	2.86537	2.65850	2.65850	0.010	7.21988	50.00000	Averaged
80 1,3-Dichlorobenzene	2.00915	1.89392	1.89392	0.010	5.73481	50.00000	Averaged
81 1,4-Dichlorobenzene	2.06577	1.92686	1.92686	0.010	6.72441	50.00000	Averaged
82 n-Butylbenzene	2.15199	1.96455	1.96455	0.010	8.71007	50.00000	Averaged
83 1,2-Dichlorobenzene	1.79210	1.72183	1.72183	0.010	3.92068	50.00000	Averaged
84 1,2-Dibromo-3-chloropropane	50.00000	42.85836	0.09392	0.010	14.28328	0.000e+000	Wt Linear
85 1,2,4-Trichlorobenzene	0.56856	0.47263	0.47263	0.010	16.87200	50.00000	Averaged
86 Hexachlorobutadiene	0.28686	0.22226	0.22226	0.010	22.52036	50.00000	Averaged
87 Naphthalene	1.47124	1.28505	1.28505	0.010	12.65544	50.00000	Averaged
88 1,2,3-Trichlorobenzene	0.56308	0.47753	0.47753	0.010	15.19284	50.00000	Averaged
98 Cyclohexane	0.64001	0.62720	0.62720	0.010	2.00246	50.00000	Averaged
143 Methyl Acetate	0.37997	0.39952	0.39952	0.010	-5.14480	50.00000	Averaged

Data File: \\cansvr11\dd\chem\MSV\a3ux11.i\J90910A.b\UXJ4364.D
Report Date: 10-Sep-2009 12:20

TestAmerica North Canton

CONTINUING CALIBRATION COMPOUNDS

Instrument ID: a3ux11.i Injection Date: 10-SEP-2009 11:37
Lab File ID: UXJ4364.D Init. Cal. Date(s): 09-JUN-2009 08-SEP-2009
Analysis Type: WATER Init. Cal. Times: 12:04 09:33
Lab Sample ID: 50NG-CC Quant Type: ISTD
Method: \\cansvr11\dd\chem\MSV\a3ux11.i\J90910A.b\8260LLUX11.m

COMPOUND	RRF / AMOUNT	RF50	CCAL RRF50	MIN RRF	%D / %DRIFT	MAX %D / %DRIFT	CURVE TYPE
144 Methylcyclohexane	0.51431	0.50993	0.50993	0.010	0.85224	50.00000	Averaged
141 1,3,5-Trichlorobenzene	0.69693	0.60276	0.60276	0.010	13.51202	50.00000	Averaged
150 Vinyl Acetate-86	0.08578	0.08544	0.08544	0.010	0.39509	50.00000	Averaged

SW846 8260B METHOD BLANK SUMMARY

BLANK WORKORDER NO.: LKQHE1AA

Lab Name: TestAmerica Laboratories, Inc.

Lab Code: TALCAN

SDG Number: 9I02192

Lab File ID: UXJ4368.D

Lot Number: A9I020192

Date Analyzed: 09/10/09

Time Analyzed: 13:13

Matrix: WATER

Date Extracted: 09/10/09

GC Column: DB 624 ID: .18

Extraction Method: 5030B/8260B

Instrument ID: UX11

Level: (low/med) LOW

THIS METHOD BLANK APPLIES TO THE FOLLOWING SAMPLES, LCS, LCSD, MS , MSD:

	CLIENT ID.	SAMPLE WORK ORDER #	LAB FILE ID	DATE ANALYZED	TIME ANALYZED
01	MSA-MW30D-090109	LJ7GP1AA	UXJ4369.D	09/10/09	13:36
02	MSA-MW24S-090109	LJ7JC1AM	UXJ4370.D	09/10/09	14:00
03	MSA-MW24I-090109	LJ7JP1AM	UXJ4371.D	09/10/09	14:24
04	MSA-MW19D-090109	LJ7JX1AM	UXJ4372.D	09/10/09	14:52
05	TB-090109-01	LJ7J11AA	UXJ4373.D	09/10/09	15:16
06	MSA-MW19I-090109	LJ7J81AM	UXJ4376.D	09/10/09	16:27
07	TB-090109-02	LJ7KG1AA	UXJ4377.D	09/10/09	16:51
08	CHECK SAMPLE	LKQHE1AC C	UXJ4366.D	09/10/09	12:25
09	DUPLICATE CHECK	LKQHE1AD L	UXJ4367.D	09/10/09	12:49
10					
11					
12					
13					
14					
15					
16					
17					
18					
19					
20					
21					
22					
23					
24					
25					
26					
27					
28					
29					
30					

COMMENTS:

FORM IV

METHOD BLANK REPORT

GC/MS Volatiles

Client Lot #...: 9I02192 **Work Order #...:** LKQHE1AA **Matrix.....:** WATER
MB Lot-Sample #: A9I140000-133

Prep Date.....: 09/10/09 **Final Wgt/Vol..:** 5 mL
Analysis Date..: 09/10/09 **Prep Batch #...:** 9257133
Dilution Factor: 1 **Initial Wgt/Vol:** 5 mL

PARAMETER	RESULT	REPORTING LIMIT	UNITS	METHOD
Acetone	ND	5.0	ug/L	SW846 8260B
Bromobenzene	ND	1.0	ug/L	SW846 8260B
Bromochloromethane	ND	1.0	ug/L	SW846 8260B
Bromodichloromethane	ND	1.0	ug/L	SW846 8260B
2-Butanone	ND	5.0	ug/L	SW846 8260B
n-Butylbenzene	ND	1.0	ug/L	SW846 8260B
sec-Butylbenzene	ND	1.0	ug/L	SW846 8260B
tert-Butylbenzene	ND	1.0	ug/L	SW846 8260B
Carbon disulfide	ND	1.0	ug/L	SW846 8260B
Dibromochloromethane	ND	1.0	ug/L	SW846 8260B
1,2-Dibromo-3-chloro-propane	ND	2.0	ug/L	SW846 8260B
2-Chloroethyl vinyl ether	ND	5.0	ug/L	SW846 8260B
2-Chlorotoluene	ND	1.0	ug/L	SW846 8260B
4-Chlorotoluene	ND	1.0	ug/L	SW846 8260B
1,2-Dibromoethane	ND	1.0	ug/L	SW846 8260B
Dibromomethane	ND	1.0	ug/L	SW846 8260B
1,2-Dichlorobenzene	ND	1.0	ug/L	SW846 8260B
1,3-Dichlorobenzene	ND	1.0	ug/L	SW846 8260B
1,4-Dichlorobenzene	ND	1.0	ug/L	SW846 8260B
Dichlorodifluoromethane	ND	1.0	ug/L	SW846 8260B
cis-1,2-Dichloroethene	ND	1.0	ug/L	SW846 8260B
trans-1,2-Dichloroethene	ND	1.0	ug/L	SW846 8260B
1,3-Dichloropropane	ND	1.0	ug/L	SW846 8260B
2,2-Dichloropropane	ND	1.0	ug/L	SW846 8260B
1,1-Dichloropropene	ND	1.0	ug/L	SW846 8260B
Trichlorofluoromethane	ND	1.0	ug/L	SW846 8260B
Hexachlorobutadiene	0.67 J	**1.0**	**ug/L**	**SW846 8260B**
2-Hexanone	ND	5.0	ug/L	SW846 8260B
Isopropylbenzene	ND	1.0	ug/L	SW846 8260B
p-Isopropyltoluene	ND	1.0	ug/L	SW846 8260B
tert-Butyl alcohol	ND	20	ug/L	SW846 8260B
4-Methyl-2-pentanone	ND	5.0	ug/L	SW846 8260B
Naphthalene	0.31 J	**1.0**	**ug/L**	**SW846 8260B**
n-Propylbenzene	ND	1.0	ug/L	SW846 8260B
Styrene	ND	1.0	ug/L	SW846 8260B
1,1,1,2-Tetrachloroethane	ND	1.0	ug/L	SW846 8260B
1,2,3-Trichlorobenzene	0.30 J	**1.0**	**ug/L**	**SW846 8260B**
1,2,4-Trichloro-benzene	ND	1.0	ug/L	SW846 8260B
1,2,3-Trichloropropane	ND	1.0	ug/L	SW846 8260B

(Continued on next page)

METHOD BLANK REPORT

GC/MS Volatiles

Client Lot #...: 9I02192 **Work Order #...:** LKQHE1AA **Matrix.....:** WATER

PARAMETER	RESULT	REPORTING LIMIT	UNITS	METHOD
1,1,2-Trichloro-1,2,2-trifluoroethane	ND	1.0	ug/L	SW846 8260B
1,2,4-Trimethylbenzene	ND	1.0	ug/L	SW846 8260B
Vinyl acetate	ND	2.0	ug/L	SW846 8260B
o-Xylene	ND	1.0	ug/L	SW846 8260B
Xylenes (total)	ND	2.0	ug/L	SW846 8260B
Methyl tert-butyl ether	ND	5.0	ug/L	SW846 8260B
m-Xylene & p-Xylene	ND	2.0	ug/L	SW846 8260B
1,2,3-Trimethylbenzene	ND	5.0	ug/L	SW846 8260B
Diisopropyl Ether (DIPE)	ND	5.0	ug/L	SW846 8260B
Ethyl-t-Butyl Ether (ETBE	ND	5.0	ug/L	SW846 8260B
Tert-amyl methyl ether (T	ND	5.0	ug/L	SW846 8260B
Benzene	ND	1.0	ug/L	SW846 8260B
Bromoform	ND	1.0	ug/L	SW846 8260B
Bromomethane	ND	1.0	ug/L	SW846 8260B
Carbon tetrachloride	ND	1.0	ug/L	SW846 8260B
Chlorobenzene	ND	1.0	ug/L	SW846 8260B
Chloroethane	ND	1.0	ug/L	SW846 8260B
Chloroform	ND	1.0	ug/L	SW846 8260B
Chloromethane	ND	1.0	ug/L	SW846 8260B
1,1-Dichloroethane	ND	1.0	ug/L	SW846 8260B
1,2-Dichloroethane	ND	1.0	ug/L	SW846 8260B
1,1-Dichloroethene	ND	1.0	ug/L	SW846 8260B
1,2-Dichloropropane	ND	1.0	ug/L	SW846 8260B
cis-1,3-Dichloropropene	ND	1.0	ug/L	SW846 8260B
trans-1,3-Dichloropropene	ND	1.0	ug/L	SW846 8260B
Ethylbenzene	ND	1.0	ug/L	SW846 8260B
Methylene chloride	ND	1.0	ug/L	SW846 8260B
1,1,2,2-Tetrachloroethane	ND	1.0	ug/L	SW846 8260B
Tetrachloroethene	ND	1.0	ug/L	SW846 8260B
Toluene	ND	1.0	ug/L	SW846 8260B
1,1,1-Trichloroethane	ND	1.0	ug/L	SW846 8260B
Trichloroethene	ND	1.0	ug/L	SW846 8260B
Vinyl chloride	ND	1.0	ug/L	SW846 8260B

SURROGATE	PERCENT RECOVERY	RECOVERY LIMITS
Dibromofluoromethane	89	(73 - 122)
1,2-Dichloroethane-d4	82	(61 - 128)
Toluene-d8	92	(76 - 110)
4-Bromofluorobenzene	84	(74 - 116)

NOTE(S):

Calculations are performed before rounding to avoid round-off errors in calculated results.

J Estimated result. Result is less than RL.

5A

VOLATILE ORGANIC GC/MS TUNING AND MASS CALIBRATION - BROMOFLUOROBENZENE (BFB)

Lab Name: NORTH CANTON Contract:

Lab Code: TACAN Case No.: SAS No.: SDG No.: 9I02192

Lab File ID: BFB162 BFB Injection Date: 09/11/09

Instrument ID: A3UX11 BFB Injection Time: 1121

Matrix: (soil/water) WATER Level: (low/med) LOW Column: (pack/cap) CAP

m/e	ION ABUNDANCE CRITERIA	% RELATIVE ABUNDANCE
50	15.0 - 40.0% of mass 95	18.3
75	30.0 - 60.0% of mass 95	46.8
95	Base Peak, 100% relative abundance	100.0
96	5.0 - 9.0% of mass 95	6.5
173	Less than 2.0% of mass 174	0.1 (0.1)1
174	50.0 - 100.0% of mass 95	87.6
175	5.0 - 9.0% of mass 174	6.5 (7.5)1
176	Greater than 95.0%, but less than 101.0% of mass 174	83.8 (95.7)1
177	5.0 - 9.0% of mass 176	5.8 (6.9)2

1-Value is % of mass 174 2-Value is % of mass 176

THIS TUNE APPLIES TO THE FOLLOWING SAMPLES, MS, MSD, BLANKS, AND STANDARDS:

	EPA SAMPLE NO.	LAB SAMPLE ID	LAB FILE ID	DATE ANALYZED	TIME ANALYZED
01	VSTD010	50NG-A9CC	UXJ4422	09/11/09	1210
02	VSTD010	50NG-CC	UXJ4423	09/11/09	1233
03	LKQT9BLK	LKQT91AA	UXJ4424	09/11/09	1257
04	LKQT9CHK	LKQT91AC	UXJ4425	09/11/09	1321
05	LKQT9CKDUP	LKQT91AD	UXJ4426	09/11/09	1344
06	MSA-MW18S-09	LJ7J31A0	UXJ4428	09/11/09	1432
07	MSA-MW18I-09	LJ7J51AA	UXJ4429	09/11/09	1456
08	MSA-MW4I-090	LJ7KK1AM	UXJ4430	09/11/09	1520
09	MSA-DMW12S-0	LJ7KN1AM	UXJ4431	09/11/09	1543
10	MSA-DMW9I-09	LJ9NG1AA	UXJ4442	09/11/09	2005
11	MSA-DMW9S-09	LJ9N21AM	UXJ4444	09/11/09	2052
12	MSA-DMW8D-09	LJ9N61AM	UXJ4446	09/11/09	2140
13	MSA-DMW8D-09	LJ9N6	UXJ4447	09/11/09	2203
14	MSA-DMW8D-09	LJ9N6	UXJ4448	09/11/09	2228
15					
16					
17					
18					
19					
20					
21					
22					

Data File: \\cansvr11\dd\chem\MSV\a3ux11.i\J90911A.b\UXJ4423.D
Report Date: 11-Sep-2009 12:50

TestAmerica North Canton

CONTINUING CALIBRATION COMPOUNDS

Instrument ID: a3ux11.i Injection Date: 11-SEP-2009 12:33
Lab File ID: UXJ4423.D Init. Cal. Date(s): 09-JUN-2009 08-SEP-2009
Analysis Type: WATER Init. Cal. Times: 12:04 09:33
Lab Sample ID: 50NG-CC Quant Type: ISTD
Method: \\cansvr11\dd\chem\MSV\a3ux11.i\J90911A.b\8260LLUX11.m

COMPOUND	RRF / AMOUNT	RF50	CCAL RRF50	MIN RRF	%D / %DRIFT	MAX %D / %DRIFT	CURVE TYPE	
$ 4 Dibromofluoromethane	0.33551	0.30535	0.30535	0.010	8.98991	50.00000	Averaged	
$ 5 1,2-Dichloroethane-d4	0.39792	0.36716	0.36716	0.010	7.73066	50.00000	Averaged	
$ 6 Toluene-d8	2.04015	1.90987	1.90987	0.010	6.38582	50.00000	Averaged	
$ 7 Bromofluorobenzene	0.58315	0.59410	0.59410	0.010	-1.87842	50.00000	Averaged	
8 Dichlorodifluoromethane	0.30309	0.37783	0.37783	0.010	-24.66150	50.00000	Averaged	
9 Chloromethane	0.41020	0.46092	0.46092	0.100	-12.36307	50.00000	Averaged	
10 Vinyl Chloride	0.50906	0.60164	0.60164	0.010	-18.18645	20.00000	Averaged	
11 Bromomethane	0.25524	0.31742	0.31742	0.010	-24.36065	50.00000	Averaged	
12 Chloroethane	0.34646	0.38257	0.38257	0.010	-10.42278	50.00000	Averaged	
13 Trichlorofluoromethane	0.51021	0.52604	0.52604	0.010	-3.10103	50.00000	Averaged	
15 Acrolein	0.06548	0.05975	0.05975	0.010	8.74280	50.00000	Averaged	
16 Acetone	100	107	0.14427	0.010	-6.96232	0.000e+000	Wt Linear	
17 1,1-Dichloroethene	0.39106	0.40551	0.40551	0.010	-3.69548	20.00000	Averaged	
18 Freon-113	0.25701	0.27362	0.27362	0.010	-6.46439	50.00000	Averaged	
19 Iodomethane	0.60928	0.63360	0.63360	0.010	-3.99202	50.00000	Averaged	
20 Carbon Disulfide	1.07905	1.05005	1.05005	0.010	2.68801	50.00000	Averaged	
21 Methylene Chloride	50.00000	56.09121	0.49869	0.010	-12.18242	0.000e+000	Wt Linear	
22 Acetonitrile	0.05257	0.06175	0.06175	0.010	-17.46027	50.00000	Averaged	
23 Acrylonitrile	0.17960	0.19732	0.19732	0.010	-9.87059	50.00000	Averaged	
24 Methyl tert-butyl ether	1.12729	1.08738	1.08738	0.010	3.54037	50.00000	Averaged	
25 trans-1,2-Dichloroethene	0.46247	0.47260	0.47260	0.010	-2.19077	50.00000	Averaged	
26 Hexane	0.08719	0.09968	0.09968	0.010	-14.32452	20.00000	Averaged	
27 Vinyl acetate	0.80733	0.67770	0.67770	0.010	16.05630	50.00000	Averaged	
28 1,1-Dichloroethane	0.75107	0.77119	0.77119	0.100	-2.67882	50.00000	Averaged	
29 tert-Butyl Alcohol	0.03186	0.03433	0.03433	0.010	-7.73981	50.00000	Averaged	
30 2-Butanone	0.19645	0.20813	0.20813	0.010	-5.94892	50.00000	Averaged	
M 31 1,2-Dichloroethene (total)	0.44691	0.45977	0.45977	0.010	-2.87648	50.00000	Averaged	
32 cis-1,2-dichloroethene	0.43136	0.44693	0.44693	0.010	-3.61153	50.00000	Averaged	
33 2,2-Dichloropropane	0.30189	0.31199	0.31199	0.010	-3.34255	50.00000	Averaged	
34 Bromochloromethane	0.20206	0.21844	0.21844	0.010	-8.10592	50.00000	Averaged	
35 Chloroform	0.64280	0.69251	0.69251	0.010	-7.73436	20.00000	Averaged	
36 Tetrahydrofuran	0.12896	0.12381	0.12381	0.010	3.99749	50.00000	Averaged	
37 1,1,1-Trichloroethane	0.44460	0.45334	0.45334	0.010	-1.96579	50.00000	Averaged	
38 1,1-Dichloropropene	0.52901	0.54856	0.54856	0.010	-3.69678	50.00000	Averaged	
39 Carbon Tetrachloride	0.35038	0.36779	0.36779	0.010	-4.96778	50.00000	Averaged	
40 1,2-Dichloroethane	0.46431	0.51282	0.51282	0.010	-10.44740	50.00000	Averaged	
41 Benzene	1.79679	1.82960	1.82960	0.010	-1.82613	50.00000	Averaged	
42 Trichloroethene	0.39476	0.40751	0.40751	0.010	-3.22870	50.00000	Averaged	
43 1,2-Dichloropropane	0.41031	0.42775	0.42775	0.010	-4.25163	20.00000	Averaged	
44 1,4-Dioxane	2500	2762	0.00340	0.010	-10.47767	0.000e+000	Wt Linear	<-
45 Dibromomethane	0.20890	0.22967	0.22967	0.010	-9.94155	50.00000	Averaged	
46 Bromodichloromethane	0.38818	0.39312	0.39312	0.010	-1.27273	50.00000	Averaged	
47 2-Chloroethyl vinyl ether	0.18211	0.14335	0.14335	0.010	21.28445	50.00000	Averaged	

Data File: \\cansvr11\dd\chem\MSV\a3ux11.i\J90911A.b\UXJ4423.D
Report Date: 11-Sep-2009 12:50

TestAmerica North Canton

CONTINUING CALIBRATION COMPOUNDS

Instrument ID: a3ux11.i Injection Date: 11-SEP-2009 12:33
Lab File ID: UXJ4423.D Init. Cal. Date(s): 09-JUN-2009 08-SEP-2009
Analysis Type: WATER Init. Cal. Times: 12:04 09:33
Lab Sample ID: 50NG-CC Quant Type: ISTD
Method: \\cansvr11\dd\chem\MSV\a3ux11.i\J90911A.b\8260LLUX11.m

COMPOUND	RRF / AMOUNT	RF50	CCAL RRF50	MIN RRF	%D / %DRIFT	MAX %D / %DRIFT	CURVE TYPE
48 cis-1,3-Dichloropropene	50.00000	40.53605	0.45980	0.010	18.92791	0.000e+000	Wt Linear
49 4-Methyl-2-pentanone	0.31532	0.35130	0.35130	0.010	-11.41176	50.00000	Averaged
50 Toluene	2.50680	2.65267	2.65267	0.010	-5.81920	20.00000	Averaged
51 trans-1,3-Dichloropropene	50.00000	39.10048	0.53623	0.010	21.79905	0.000e+000	Wt Linear
52 Ethyl Methacrylate	50.00000	49.30113	0.74993	0.010	1.39774	0.000e+000	Wt Linear
53 1,1,2-Trichloroethane	0.48705	0.53087	0.53087	0.010	-8.99658	50.00000	Averaged
54 1,3-Dichloropropane	0.90811	0.97144	0.97144	0.010	-6.97457	50.00000	Averaged
55 Tetrachloroethene	0.44750	0.47427	0.47427	0.010	-5.98328	50.00000	Averaged
56 2-Hexanone	0.30766	0.34897	0.34897	0.010	-13.42797	50.00000	Averaged
57 Dibromochloromethane	50.00000	40.68888	0.35009	0.010	18.62223	0.000e+000	Wt Linear
58 1,2-Dibromoethane	0.45463	0.48325	0.48325	0.010	-6.29679	50.00000	Averaged
59 Chlorobenzene	1.47117	1.55756	1.55756	0.300	-5.87257	50.00000	Averaged
60 1,1,1,2-Tetrachloroethane	0.44858	0.48906	0.48906	0.010	-9.02577	50.00000	Averaged
61 Ethylbenzene	0.75604	0.82573	0.82573	0.010	-9.21821	20.00000	Averaged
62 m + p-Xylene	0.94185	1.03723	1.03723	0.010	-10.12717	50.00000	Averaged
M 63 Xylenes (total)	0.92048	1.00943	1.00943	0.010	-9.66432	50.00000	Averaged
64 Xylene-o	0.87774	0.95384	0.95384	0.010	-8.67094	50.00000	Averaged
65 Styrene	1.49655	1.65157	1.65157	0.010	-10.35786	50.00000	Averaged
66 Bromoform	50.00000	35.18589	0.15272	0.100	29.62822	0.000e+000	Quadratic
67 Isopropylbenzene	2.01048	2.16890	2.16890	0.010	-7.87969	50.00000	Averaged
68 1,1,2,2-Tetrachloroethane	1.28526	1.27149	1.27149	0.300	1.07161	50.00000	Averaged
69 1,4-Dichloro-2-butene	50.00000	16.57853	0.03388	0.010	66.84295	0.000e+000	Quadratic
70 1,2,3-Trichloropropane	0.36181	0.36250	0.36250	0.010	-0.19220	50.00000	Averaged
71 Bromobenzene	1.27148	1.23419	1.23419	0.010	2.93236	50.00000	Averaged
72 n-Propylbenzene	1.15664	1.15645	1.15645	0.010	0.01670	50.00000	Averaged
73 2-Chlorotoluene	1.11367	1.10399	1.10399	0.010	0.86855	50.00000	Averaged
74 1,3,5-Trimethylbenzene	3.29751	3.23668	3.23668	0.010	1.84473	50.00000	Averaged
75 4-Chlorotoluene	1.14200	1.13962	1.13962	0.010	0.20901	50.00000	Averaged
76 tert-Butylbenzene	2.63172	2.49471	2.49471	0.010	5.20597	50.00000	Averaged
77 1,2,4-Trimethylbenzene	3.30841	3.35590	3.35590	0.010	-1.43533	50.00000	Averaged
78 sec-Butylbenzene	3.59073	3.25953	3.25953	0.010	9.22366	50.00000	Averaged
79 4-Isopropyltoluene	2.86537	2.68414	2.68414	0.010	6.32476	50.00000	Averaged
80 1,3-Dichlorobenzene	2.00915	1.96655	1.96655	0.010	2.12015	50.00000	Averaged
81 1,4-Dichlorobenzene	2.06577	2.04621	2.04621	0.010	0.94686	50.00000	Averaged
82 n-Butylbenzene	2.15199	1.88957	1.88957	0.010	12.19418	50.00000	Averaged
83 1,2-Dichlorobenzene	1.79210	1.83198	1.83198	0.010	-2.22532	50.00000	Averaged
84 1,2-Dibromo-3-chloropropane	50.00000	41.96797	0.09184	0.010	16.06405	0.000e+000	Wt Linear
85 1,2,4-Trichlorobenzene	0.56856	0.42885	0.42885	0.010	24.57280	50.00000	Averaged
86 Hexachlorobutadiene	0.28686	0.17360	0.17360	0.010	39.48311	50.00000	Averaged
87 Naphthalene	1.47124	1.22352	1.22352	0.010	16.83763	50.00000	Averaged
88 1,2,3-Trichlorobenzene	0.56308	0.45664	0.45664	0.010	18.90238	50.00000	Averaged
98 Cyclohexane	0.64001	0.68615	0.68615	0.010	-7.20858	50.00000	Averaged
143 Methyl Acetate	0.37997	0.43768	0.43768	0.010	-15.18769	50.00000	Averaged

Data File: \\cansvr11\dd\chem\MSV\a3ux11.i\J90911A.b\UXJ4423.D
Report Date: 11-Sep-2009 12:50

TestAmerica North Canton

CONTINUING CALIBRATION COMPOUNDS

Instrument ID: a3ux11.i Injection Date: 11-SEP-2009 12:33
Lab File ID: UXJ4423.D Init. Cal. Date(s): 09-JUN-2009 08-SEP-2009
Analysis Type: WATER Init. Cal. Times: 12:04 09:33
Lab Sample ID: 50NG-CC Quant Type: ISTD
Method: \\cansvr11\dd\chem\MSV\a3ux11.i\J90911A.b\8260LLUX11.m

COMPOUND	RRF / AMOUNT	RF50	CCAL RRF50	MIN RRF	%D / %DRIFT	MAX %D / %DRIFT	CURVE TYPE
144 Methylcyclohexane	0.51431	0.58816	0.58816	0.010	-14.35908	50.00000	Averaged
141 1,3,5-Trichlorobenzene	0.69693	0.59368	0.59368	0.010	14.81449	50.00000	Averaged
150 Vinyl Acetate-86	0.08578	0.07369	0.07369	0.010	14.09067	50.00000	Averaged

METHOD BLANK REPORT

GC/MS Volatiles

Client Lot #...: 9I02192 **Work Order #...:** LKQT91AA **Matrix.....:** WATER
MB Lot-Sample #: A9I140000-312

Prep Date.....: 09/11/09 **Final Wgt/Vol..:** 5 mL
Analysis Date..: 09/11/09 **Prep Batch #...:** 9257312
Dilution Factor: 1 **Initial Wgt/Vol:** 5 mL

PARAMETER	RESULT	REPORTING LIMIT	UNITS	METHOD
Acetone	ND	5.0	ug/L	SW846 8260B
Bromobenzene	ND	1.0	ug/L	SW846 8260B
Bromochloromethane	ND	1.0	ug/L	SW846 8260B
Bromodichloromethane	ND	1.0	ug/L	SW846 8260B
2-Butanone	ND	5.0	ug/L	SW846 8260B
n-Butylbenzene	ND	1.0	ug/L	SW846 8260B
sec-Butylbenzene	ND	1.0	ug/L	SW846 8260B
tert-Butylbenzene	ND	1.0	ug/L	SW846 8260B
Carbon disulfide	ND	1.0	ug/L	SW846 8260B
Dibromochloromethane	ND	1.0	ug/L	SW846 8260B
1,2-Dibromo-3-chloro-propane	ND	2.0	ug/L	SW846 8260B
2-Chloroethyl vinyl ether	ND	5.0	ug/L	SW846 8260B
2-Chlorotoluene	ND	1.0	ug/L	SW846 8260B
4-Chlorotoluene	ND	1.0	ug/L	SW846 8260B
1,2-Dibromoethane	ND	1.0	ug/L	SW846 8260B
Dibromomethane	ND	1.0	ug/L	SW846 8260B
1,2-Dichlorobenzene	ND	1.0	ug/L	SW846 8260B
1,3-Dichlorobenzene	ND	1.0	ug/L	SW846 8260B
1,4-Dichlorobenzene	ND	1.0	ug/L	SW846 8260B
Dichlorodifluoromethane	ND	1.0	ug/L	SW846 8260B
cis-1,2-Dichloroethene	ND	1.0	ug/L	SW846 8260B
trans-1,2-Dichloroethene	ND	1.0	ug/L	SW846 8260B
1,3-Dichloropropane	ND	1.0	ug/L	SW846 8260B
2,2-Dichloropropane	ND	1.0	ug/L	SW846 8260B
1,1-Dichloropropene	ND	1.0	ug/L	SW846 8260B
Trichlorofluoromethane	ND	1.0	ug/L	SW846 8260B
Hexachlorobutadiene	**0.62 J**	**1.0**	**ug/L**	**SW846 8260B**
2-Hexanone	ND	5.0	ug/L	SW846 8260B
Isopropylbenzene	ND	1.0	ug/L	SW846 8260B
p-Isopropyltoluene	ND	1.0	ug/L	SW846 8260B
tert-Butyl alcohol	ND	20	ug/L	SW846 8260B
4-Methyl-2-pentanone	ND	5.0	ug/L	SW846 8260B
Naphthalene	ND	1.0	ug/L	SW846 8260B
n-Propylbenzene	ND	1.0	ug/L	SW846 8260B
Styrene	ND	1.0	ug/L	SW846 8260B
1,1,1,2-Tetrachloroethane	ND	1.0	ug/L	SW846 8260B
1,2,3-Trichlorobenzene	ND	1.0	ug/L	SW846 8260B
1,2,4-Trichloro-benzene	ND	1.0	ug/L	SW846 8260B
1,2,3-Trichloropropane	ND	1.0	ug/L	SW846 8260B

(Continued on next page)

METHOD BLANK REPORT

GC/MS Volatiles

Client Lot #...: 9I02192 **Work Order #...:** LKQT91AA **Matrix.....:** WATER

PARAMETER	RESULT	REPORTING LIMIT	UNITS	METHOD
1,1,2-Trichloro-1,2,2-trifluoroethane	ND	1.0	ug/L	SW846 8260B
1,2,4-Trimethylbenzene	ND	1.0	ug/L	SW846 8260B
Vinyl acetate	ND	2.0	ug/L	SW846 8260B
o-Xylene	ND	1.0	ug/L	SW846 8260B
Xylenes (total)	ND	2.0	ug/L	SW846 8260B
Methyl tert-butyl ether	ND	5.0	ug/L	SW846 8260B
m-Xylene & p-Xylene	ND	2.0	ug/L	SW846 8260B
1,2,3-Trimethylbenzene	ND	5.0	ug/L	SW846 8260B
Diisopropyl Ether (DIPE)	ND	5.0	ug/L	SW846 8260B
Ethyl-t-Butyl Ether (ETBE	ND	5.0	ug/L	SW846 8260B
Tert-amyl methyl ether (T	ND	5.0	ug/L	SW846 8260B
Benzene	ND	1.0	ug/L	SW846 8260B
Bromoform	ND	1.0	ug/L	SW846 8260B
Bromomethane	ND	1.0	ug/L	SW846 8260B
Carbon tetrachloride	ND	1.0	ug/L	SW846 8260B
Chlorobenzene	ND	1.0	ug/L	SW846 8260B
Chloroethane	ND	1.0	ug/L	SW846 8260B
Chloroform	ND	1.0	ug/L	SW846 8260B
Chloromethane	ND	1.0	ug/L	SW846 8260B
1,1-Dichloroethane	ND	1.0	ug/L	SW846 8260B
1,2-Dichloroethane	ND	1.0	ug/L	SW846 8260B
1,1-Dichloroethene	ND	1.0	ug/L	SW846 8260B
1,2-Dichloropropane	ND	1.0	ug/L	SW846 8260B
cis-1,3-Dichloropropene	ND	1.0	ug/L	SW846 8260B
trans-1,3-Dichloropropene	ND	1.0	ug/L	SW846 8260B
Ethylbenzene	ND	1.0	ug/L	SW846 8260B
Methylene chloride	0.66 J	**1.0**	**ug/L**	**SW846 8260B**
1,1,2,2-Tetrachloroethane	ND	1.0	ug/L	SW846 8260B
Tetrachloroethene	ND	1.0	ug/L	SW846 8260B
Toluene	ND	1.0	ug/L	SW846 8260B
1,1,1-Trichloroethane	ND	1.0	ug/L	SW846 8260B
Trichloroethene	ND	1.0	ug/L	SW846 8260B
Vinyl chloride	ND	1.0	ug/L	SW846 8260B

SURROGATE	PERCENT RECOVERY	RECOVERY LIMITS
Dibromofluoromethane	91	(73 - 122)
1,2-Dichloroethane-d4	90	(61 - 128)
Toluene-d8	90	(76 - 110)
4-Bromofluorobenzene	84	(74 - 116)

NOTE(S):

Calculations are performed before rounding to avoid round-off errors in calculated results.

J Estimated result. Result is less than RL.

5A

VOLATILE ORGANIC GC/MS TUNING AND MASS CALIBRATION - BROMOFLUOROBENZENE (BFB)

Lab Name: NORTH CANTON Contract:

Lab Code: TACAN Case No.: SAS No.: SDG No.: 9I02192

Lab File ID: BFB239 BFB Injection Date: 07/21/09

Instrument ID: A3UX15 BFB Injection Time: 1309

Matrix: (soil/water) WATER Level: (low/med) LOW Column: (pack/cap) CAP

m/e	ION ABUNDANCE CRITERIA	% RELATIVE ABUNDANCE
50	15.0 - 40.0% of mass 95	18.8
75	30.0 - 60.0% of mass 95	45.2
95	Base Peak, 100% relative abundance	100.0
96	5.0 - 9.0% of mass 95	6.6
173	Less than 2.0% of mass 174	0.7 (0.8)1
174	50.0 - 100.0% of mass 95	89.4
175	5.0 - 9.0% of mass 174	6.4 (7.1)1
176	Greater than 95.0%, but less than 101.0% of mass 174	86.8 (97.2)1
177	5.0 - 9.0% of mass 176	5.9 (6.8)2

1-Value is % of mass 174 2-Value is % of mass 176

THIS TUNE APPLIES TO THE FOLLOWING SAMPLES, MS, MSD, BLANKS, AND STANDARDS:

	EPA SAMPLE NO.	LAB SAMPLE ID	LAB FILE ID	DATE ANALYZED	TIME ANALYZED
01	VSTD040	200NG-IC	UXC4109	07/21/09	1354
02	VSTD020	100NG-IC	UXC4110	07/21/09	1417
03	VSTD010	50NG-IC	UXC4111	07/21/09	1441
04	VSTD005	25NG-IC	UXC4112	07/21/09	1504
05	VSTD002	10NG-IC	UXC4113	07/21/09	1528
06	VSTD001	5NG-IC	UXC4114	07/21/09	1551
07	VSTD040	200NG-A9IC	UXC4116	07/21/09	1637
08	VSTD020	100NG-A9IC	UXC4117	07/21/09	1701
09	VSTD010	50NG-A9IC	UXC4118	07/21/09	1724
10	VSTD005	25NG-A9IC	UXC4119	07/21/09	1747
11	VSTD002	10NG-A9IC	UXC4120	07/21/09	1810
12	VSTD001	5NG-A9IC	UXC4121	07/21/09	1834
13					
14					
15					
16					
17					
18					
19					
20					
21					
22					

Report Date : 22-Jul-2009 10:12

TestAmerica North Canton

INITIAL CALIBRATION DATA

Start Cal Date : 21-JUL-2009 13:54
End Cal Date : 21-JUL-2009 18:34
Quant Method : ISTD
Origin : Disabled
Target Version : 4.14
Integrator : HP RTE
Method file : \\cansvr11\dd\chem\MSV\a3ux15.i\C90721B-IC.b\8260LLUX15.m
Last Edit : 22-Jul-2009 10:11 a3ux15.i
Curve Type : Average

Calibration File Names:
Level 1: \\cansvr11\dd\chem\MSV\a3ux15.i\C90721B-IC.b\UXC4121.D
Level 2: \\cansvr11\dd\chem\MSV\a3ux15.i\C90721B-IC.b\UXC4120.D
Level 3: \\cansvr11\dd\chem\MSV\a3ux15.i\C90721B-IC.b\UXC4119.D
Level 4: \\cansvr11\dd\chem\MSV\a3ux15.i\C90721B-IC.b\UXC4118.D
Level 5: \\cansvr11\dd\chem\MSV\a3ux15.i\C90721B-IC.b\UXC4117.D
Level 6: \\cansvr11\dd\chem\MSV\a3ux15.i\C90721B-IC.b\UXC4116.D

	Compound	5.000 Level 1	10.000 Level 2	25.000 Level 3	50.000 Level 4	100.000 Level 5	200.000 Level 6	RRF	% RSD
8	Dichlorodifluoromethane	0.14996	0.16189	0.16701	0.19347	0.19740	0.17454	0.17405	10.595
9	Chloromethane	0.42224	0.41533	0.37540	0.38941	0.40771	0.38248	0.39876	4.764
10	Vinyl Chloride	0.30070	0.31883	0.30010	0.31534	0.33175	0.31658	0.31388	3.815
11	Bromomethane	0.15319	0.12733	0.12402	0.12189	0.12205	0.10148	0.12499	13.254
12	Chloroethane	0.17300	0.16965	0.16172	0.17097	0.16629	0.15536	0.16617	3.977
13	Trichlorofluoromethane	0.27287	0.27635	0.25819	0.27427	0.27769	0.26927	0.27144	2.624
14	Dichlorofluoromethane	0.28803	0.31291	0.31908	0.32315	0.33462	0.33167	0.31824	5.286
15	Acrolein	0.03066	0.03516	0.03521	0.03826	0.03960	0.03918	0.03635	9.322
16	Acetone	0.10886	0.08517	0.06785	0.06534	0.06614	0.06481	0.07636	23.171
17	1,1-Dichloroethene	0.17594	0.19848	0.19278	0.20049	0.20536	0.19692	0.19499	5.238
18	Freon-113	0.12194	0.13822	0.13850	0.15251	0.15058	0.14945	0.14187	8.151
19	Iodomethane	0.33470	0.35658	0.35058	0.35262	0.35799	0.35381	0.35105	2.405
20	Carbon Disulfide	0.50637	0.57114	0.56736	0.58981	0.61941	0.61973	0.57897	7.280
21	Methylene Chloride	0.26730	0.25542	0.22925	0.22411	0.22382	0.21746	0.23623	8.541
22	Acetonitrile	0.02611	0.02386	0.02344	0.02379	0.02468	0.02493	0.02447	4.031
23	Acrylonitrile	0.08808	0.09180	0.09220	0.09612	0.10033	0.10071	0.09487	5.338
24	Methyl tert-butyl ether	0.42264	0.46700	0.47076	0.48399	0.49929	0.48048	0.47069	5.551
25	trans-1,2-Dichloroethene	0.20486	0.21663	0.21795	0.22650	0.22422	0.22334	0.21892	3.591
26	Hexane	0.03988	0.04844	0.05018	0.05427	0.05518	0.05426	0.05037	11.481
27	Vinyl acetate	0.29200	0.28800	0.31726	0.35923	0.37607	0.37008	0.33377	11.886
28	1,1-Dichloroethane	0.39807	0.40779	0.40894	0.43152	0.43473	0.43182	0.41881	3.751
29	tert-Butyl Alcohol	0.01044	0.01163	0.01177	0.01294	0.01329	0.01289	0.01216	8.853
30	2-Butanone	0.09720	0.08719	0.09957	0.09952	0.10330	0.10371	0.09842	6.131
M 31	1,2-Dichloroethene (total)	0.21118	0.22609	0.22652	0.23037	0.23344	0.22947	0.22618	3.460
32	cis-1,2-dichloroethene	0.21750	0.23555	0.23508	0.23424	0.24266	0.23561	0.23344	3.592
33	2,2-Dichloropropane	0.15898	0.18010	0.18289	0.19708	0.19976	0.19556	0.18573	8.263
34	Bromochloromethane	0.11311	0.11326	0.11498	0.11661	0.11886	0.11686	0.11561	1.945
35	Chloroform	0.30616	0.32995	0.33880	0.34479	0.35006	0.34873	0.33641	4.922

Report Date : 22-Jul-2009 10:12

TestAmerica North Canton

INITIAL CALIBRATION DATA

Start Cal Date : 21-JUL-2009 13:54
End Cal Date : 21-JUL-2009 18:34
Quant Method : ISTD
Origin : Disabled
Target Version : 4.14
Integrator : HP RTE
Method file : \\cansvr11\dd\chem\MSV\a3ux15.i\C90721B-IC.b\8260LLUX15.m
Last Edit : 22-Jul-2009 10:11 a3ux15.i
Curve Type : Average

	Compound	5.000 Level 1	10.000 Level 2	25.000 Level 3	50.000 Level 4	100.000 Level 5	200.000 Level 6	RRF	% RSD	
36	Tetrahydrofuran	0.04991	0.06166	0.06234	0.06497	0.06412	0.06654	0.06159	9.723	
37	1,1,1-Trichloroethane	0.22756	0.24679	0.24912	0.26578	0.27299	0.27034	0.25543	6.847	
38	1,1-Dichloropropene	0.24547	0.26972	0.28345	0.29222	0.29879	0.29842	0.28134	7.356	
39	Carbon Tetrachloride	0.17740	0.19895	0.21346	0.22280	0.23604	0.23585	0.21408	10.666	
40	1,2-Dichloroethane	0.25804	0.29041	0.29449	0.29918	0.30148	0.30414	0.29129	5.842	
41	Benzene	0.84063	0.88680	0.88381	0.91538	0.95051	0.95524	0.90539	4.846	
42	Trichloroethene	0.22486	0.24101	0.24424	0.24173	0.25474	0.25675	0.24389	4.704	
43	1,2-Dichloropropane	0.21600	0.23472	0.22786	0.24542	0.25518	0.25204	0.23854	6.339	
44	1,4-Dioxane	0.00136	0.00173	0.00164	0.00180	0.00191	0.00189	0.00172	11.765	<-
45	Dibromomethane	0.09411	0.10586	0.11248	0.11595	0.11869	0.11960	0.11112	8.738	
46	Bromodichloromethane	0.17348	0.19643	0.21133	0.23508	0.24194	0.24505	0.21722	13.158	
47	2-Chloroethyl vinyl ether	0.09625	0.11201	0.12170	0.09608	0.10154	0.09683	0.10407	10.148	
48	cis-1,3-Dichloropropene	0.21728	0.24459	0.27869	0.30351	0.32032	0.33359	0.28300	15.949	
49	4-Methyl-2-pentanone	0.14857	0.15549	0.18017	0.18997	0.20379	0.21010	0.18135	13.839	
50	Toluene	1.05949	1.15285	1.15941	1.20402	1.21186	1.27070	1.17639	6.062	
51	trans-1,3-Dichloropropene	0.20623	0.25370	0.29536	0.32020	0.33932	0.34632	0.29352	18.539	
52	Ethyl Methacrylate	0.17883	0.21705	0.24886	0.28400	0.30319	0.31079	0.25712	20.230	
53	1,1,2-Trichloroethane	0.18917	0.20576	0.21668	0.21794	0.22506	0.22363	0.21304	6.356	
54	1,3-Dichloropropane	0.34174	0.37577	0.38415	0.40110	0.40536	0.40862	0.38612	6.533	
55	Tetrachloroethene	0.21985	0.24874	0.24982	0.24438	0.25162	0.25583	0.24504	5.263	
56	2-Hexanone	0.10301	0.13154	0.15024	0.15984	0.17214	0.17570	0.14875	18.501	
57	Dibromochloromethane	0.13845	0.15291	0.18445	0.20753	0.22516	0.23436	0.19048	20.433	
58	1,2-Dibromoethane	0.18751	0.20988	0.22637	0.23011	0.23709	0.24088	0.22197	9.022	
59	Chlorobenzene	0.72628	0.76751	0.79135	0.79741	0.82559	0.83422	0.79040	5.011	
60	1,1,1,2-Tetrachloroethane	0.17071	0.21128	0.22213	0.24500	0.25187	0.26274	0.22729	14.801	
61	Ethylbenzene	0.36706	0.40216	0.41734	0.43008	0.44277	0.44865	0.41801	7.213	
62	m + p-Xylene	0.44547	0.49984	0.51786	0.53257	0.55236	0.57222	0.52005	8.556	
M 63	Xylenes (total)	0.44059	0.49233	0.50936	0.52837	0.54467	0.56012	0.51257	8.342	
64	Xylene-o	0.43084	0.47732	0.49237	0.51996	0.52929	0.53592	0.49762	7.972	
65	Styrene	0.59766	0.68717	0.77591	0.82875	0.89971	0.92655	0.78596	16.079	
66	Bromoform	0.07246	0.08727	0.10392	0.11958	0.13499	0.14752	0.11095	25.751	<-
67	Isopropylbenzene	1.02960	1.19572	1.23798	1.32624	1.36869	1.44217	1.26673	11.538	
68	1,1,2,2-Tetrachloroethane	0.40227	0.41227	0.45574	0.48102	0.49183	0.48728	0.45507	8.613	
69	1,4-Dichloro-2-butene	0.10046	0.12870	0.15454	0.15791	0.17256	0.16761	0.14696	18.647	
70	1,2,3-Trichloropropane	0.14195	0.13731	0.14953	0.14625	0.14837	0.14565	0.14484	3.121	
71	Bromobenzene	0.53499	0.56924	0.59539	0.60051	0.60634	0.62128	0.58796	5.279	

Report Date : 22-Jul-2009 10:12

TestAmerica North Canton

INITIAL CALIBRATION DATA

Start Cal Date : 21-JUL-2009 13:54
End Cal Date : 21-JUL-2009 18:34
Quant Method : ISTD
Origin : Disabled
Target Version : 4.14
Integrator : HP RTE
Method file : \\cansvr11\dd\chem\MSV\a3ux15.i\C90721B-IC.b\8260LLUX15.m
Last Edit : 22-Jul-2009 10:11 a3ux15.i
Curve Type : Average

	Compound	5.000 Level 1	10.000 Level 2	25.000 Level 3	50.000 Level 4	100.000 Level 5	200.000 Level 6	RRF	% RSD	
72	n-Propylbenzene	0.52143	0.57289	0.64169	0.66319	0.66923	0.68336	0.62530	10.250	
73	2-Chlorotoluene	0.49670	0.53804	0.55614	0.57674	0.58903	0.58267	0.55655	6.261	
74	1,3,5-Trimethylbenzene	1.52575	1.68878	1.85370	1.93345	2.02771	2.08311	1.85208	11.428	
75	4-Chlorotoluene	0.51815	0.55735	0.57285	0.58439	0.59609	0.58794	0.56946	5.007	
76	tert-Butylbenzene	1.37450	1.53386	1.63298	1.68134	1.73372	1.82644	1.63047	9.756	
77	1,2,4-Trimethylbenzene	1.61278	1.72799	1.92984	2.00417	2.06520	2.14556	1.91426	10.711	
78	sec-Butylbenzene	1.89694	2.14491	2.36173	2.43581	2.52049	2.65152	2.33523	11.704	
79	4-Isopropyltoluene	1.60604	1.77756	1.97641	2.07540	2.15826	2.24218	1.97264	12.211	
80	1,3-Dichlorobenzene	1.13100	1.13378	1.17319	1.18579	1.20193	1.23496	1.17677	3.411	
81	1,4-Dichlorobenzene	1.13612	1.13610	1.17230	1.19972	1.22157	1.26442	1.18837	4.247	
82	n-Butylbenzene	1.32696	1.47474	1.66610	1.77800	1.84660	1.90451	1.66615	13.516	
83	1,2-Dichlorobenzene	1.01909	1.12214	1.13958	1.17747	1.17437	1.19650	1.13819	5.653	
84	1,2-Dibromo-3-chloropropane	0.06441	0.06711	0.08275	0.09322	0.09439	0.10213	0.08400	18.383	
85	1,2,4-Trichlorobenzene	0.78466	0.82265	0.86628	0.85175	0.86273	0.88067	0.84479	4.177	
86	Hexachlorobutadiene	0.31371	0.33696	0.34255	0.34516	0.32772	0.33445	0.33342	3.435	
87	Naphthalene	1.42260	1.63277	1.82364	1.86899	1.91993	2.01127	1.77987	12.110	
88	1,2,3-Trichlorobenzene	0.69003	0.74301	0.76046	0.77129	0.75206	0.76755	0.74740	4.005	
89	Ethyl Ether	0.23349	0.23119	0.24241	0.24353	0.24050	0.23475	0.23765	2.168	
90	Ethanol	+++++	+++++	+++++	+++++	+++++	+++++	+++++	+++++	<-
91	3-Chloropropene	0.10264	0.10710	0.10837	0.11543	0.12285	0.12464	0.11350	7.883	
92	Isopropyl Ether	0.18821	0.18995	0.19783	0.20572	0.21255	0.21024	0.20075	5.160	
93	2-Chloro-1,3-butadiene	0.29636	0.30137	0.32239	0.32920	0.34734	0.35051	0.32453	6.960	
94	Propionitrile	0.02887	0.02818	0.03214	0.03352	0.03216	0.03424	0.03152	7.818	
95	Ethyl Acetate	0.16935	0.15240	0.16558	0.17688	0.18006	0.18718	0.17191	7.132	
96	Methacrylonitrile	0.12593	0.11480	0.12053	0.12923	0.12894	0.13017	0.12493	4.870	
97	Isobutanol	0.00516	0.00470	0.00483	0.00534	0.00522	0.00566	0.00515	6.769	<-
98	Cyclohexane	0.40785	0.47368	0.49728	0.53054	0.54276	0.54652	0.49977	10.632	
99	n-Butanol	0.00323	0.00378	0.00451	0.00478	0.00506	0.00555	0.00449	18.990	<-
100	Methyl Methacrylate	0.13610	0.12468	0.14022	0.14275	0.15276	0.15832	0.14247	8.419	
101	2-Nitropropane	0.01458	0.01589	0.01678	0.01613	0.01924	0.02264	0.01755	16.701	
102	Chloropicrin	+++++	+++++	+++++	+++++	+++++	+++++	+++++	+++++	<-
103	Cyclohexanone	+++++	+++++	+++++	+++++	+++++	+++++	+++++	+++++	<-
104	Pentachloroethane	+++++	+++++	+++++	+++++	+++++	+++++	+++++	+++++	<-
105	Benzyl Chloride	+++++	+++++	+++++	+++++	+++++	+++++	+++++	+++++	<-
134	Thiophene	+++++	+++++	+++++	+++++	+++++	+++++	+++++	+++++	<-
135	Crotononitrile(1st Isomer)	+++++	+++++	+++++	+++++	+++++	+++++	+++++	+++++	<-

Report Date : 22-Jul-2009 10:12

TestAmerica North Canton

INITIAL CALIBRATION DATA

Start Cal Date : 21-JUL-2009 13:54
End Cal Date : 21-JUL-2009 18:34
Quant Method : ISTD
Origin : Disabled
Target Version : 4.14
Integrator : HP RTE
Method file : \\cansvr11\dd\chem\MSV\a3ux15.i\C90721B-IC.b\8260LLUX15.m
Last Edit : 22-Jul-2009 10:11 a3ux15.i
Curve Type : Average

	Compound	5.000 Level 1	10.000 Level 2	25.000 Level 3	50.000 Level 4	100.000 Level 5	200.000 Level 6	RRF	% RSD	
	136 Crotononitrile(2nd Isomer)	+++++	+++++	+++++	+++++	+++++	+++++	+++++	+++++	<-
M	137 Total Crotononitrile	+++++	+++++	+++++	+++++	+++++	+++++	+++++	+++++	<-
	138 Paraldehyde	+++++	+++++	+++++	+++++	+++++	+++++	+++++	+++++	<-
	139 3,3,5-Trimethylcyclohexanone	+++++	+++++	+++++	+++++	+++++	+++++	+++++	+++++	<-
	140 1-Chlorohexane	+++++	+++++	+++++	+++++	+++++	+++++	+++++	+++++	<-
	141 1,3,5-Trichlorobenzene	0.86960	0.91012	0.91430	0.94077	0.95337	0.96163	0.92497	3.682	
	143 Methyl Acetate	0.17636	0.18994	0.19367	0.19158	0.19797	0.19427	0.19063	3.935	
	144 Methylcyclohexane	0.32789	0.36881	0.39062	0.41555	0.43046	0.43806	0.39523	10.580	
	145 Dimethoxymethane	+++++	+++++	+++++	+++++	+++++	+++++	+++++	+++++	<-
	146 2-Methylnaphthalene	0.71704	0.76667	0.93582	1.13357	1.22337	1.27793	1.00907	23.582	
	147 Tetrahydrothiophene	+++++	+++++	+++++	+++++	+++++	+++++	+++++	+++++	<-
	148 1,4-Dichlorobutane	+++++	+++++	+++++	+++++	+++++	+++++	+++++	+++++	<-
	151 Ethyl Acrylate	+++++	+++++	+++++	+++++	+++++	+++++	+++++	+++++	<-
	152 Vinyl Acetate-86	0.02023	0.02429	0.02915	0.03313	0.03461	0.03411	0.02925	20.126	
	153 1,3-Butadiene	+++++	+++++	+++++	+++++	+++++	+++++	+++++	+++++	<-
	154 n-Heptane	+++++	+++++	+++++	+++++	+++++	+++++	+++++	+++++	<-
	155 tert-Butyl Ethyl Ether	0.50542	0.54150	0.58597	0.58515	0.64254	0.66031	0.58681	9.992	
	156 tert-Amyl Methyl Ether	0.35055	0.35660	0.39755	0.39498	0.44396	0.46411	0.40129	11.361	
	157 1,2,3-Trimethylbezene	1.66768	1.76084	2.02084	2.14293	2.26752	2.33230	2.03202	13.284	
$	4 Dibromofluoromethane	0.21016	0.20995	0.20629	0.20566	0.21032	0.21099	0.20889	1.100	
$	5 1,2-Dichloroethane-d4	0.25874	0.24393	0.24253	0.24115	0.25030	0.24693	0.24726	2.632	
$	6 Toluene-d8	1.07648	1.07840	1.04466	1.06793	1.08868	1.09926	1.07590	1.741	
$	7 Bromofluorobenzene	0.37935	0.36265	0.37137	0.38290	0.39789	0.39585	0.38167	3.591	

5A

VOLATILE ORGANIC GC/MS TUNING AND MASS CALIBRATION - BROMOFLUOROBENZENE (BFB)

Lab Name: NORTH CANTON Contract:

Lab Code: TACAN Case No.: SAS No.: SDG No.: 9I02192

Lab File ID: BFB288 BFB Injection Date: 09/15/09

Instrument ID: A3UX15 BFB Injection Time: 0812

Matrix: (soil/water) WATER Level: (low/med) LOW Column: (pack/cap) CAP

m/e	ION ABUNDANCE CRITERIA	% RELATIVE ABUNDANCE
50	15.0 - 40.0% of mass 95	22.2
75	30.0 - 60.0% of mass 95	48.7
95	Base Peak, 100% relative abundance	100.0
96	5.0 - 9.0% of mass 95	6.4
173	Less than 2.0% of mass 174	0.6 (0.6)1
174	50.0 - 100.0% of mass 95	86.6
175	5.0 - 9.0% of mass 174	6.1 (7.1)1
176	Greater than 95.0%, but less than 101.0% of mass 174	83.4 (96.2)1
177	5.0 - 9.0% of mass 176	5.1 (6.2)2

1-Value is % of mass 174 2-Value is % of mass 176

THIS TUNE APPLIES TO THE FOLLOWING SAMPLES, MS, MSD, BLANKS, AND STANDARDS:

	EPA SAMPLE NO.	LAB SAMPLE ID	LAB FILE ID	DATE ANALYZED	TIME ANALYZED
01	VSTD010	50NG-CC	UXC5457	09/15/09	0919
02	VSTD010	50NG-A9CC	UXC5458	09/15/09	0942
03	LKVPRCHK	LKVPR1AC	UXC5459	09/15/09	1006
04	LKVPRCKDUP	LKVPR1AD	UXC5460	09/15/09	1029
05	LKVPRBLK	LKVPR1AA	UXC5461	09/15/09	1052
06	MSA-DMW8S-09	LJ9N11AA	UXC5462	09/15/09	1116
07	TB-090209	LJ9N71AA	UXC5463	09/15/09	1139
08					
09					
10					
11					
12					
13					
14					
15					
16					
17					
18					
19					
20					
21					
22					

Data File: \\cansvr11\dd\chem\MSV\a3ux15.i\C90915A.b\UXC5457.D
Report Date: 15-Sep-2009 10:28

TestAmerica North Canton

CONTINUING CALIBRATION COMPOUNDS

Instrument ID: a3ux15.i Injection Date: 15-SEP-2009 09:19
Lab File ID: UXC5457.D Init. Cal. Date(s): 21-JUL-2009 21-JUL-2009
Analysis Type: WATER Init. Cal. Times: 13:54 18:34
Lab Sample ID: 50NG-CC Quant Type: ISTD
Method: \\cansvr11\dd\chem\MSV\a3ux15.i\C90915A.b\8260LLUX15.m

COMPOUND	RRF / AMOUNT	RF50	CCAL RRF50	MIN RRF	%D / %DRIFT	MAX %D / %DRIFT	CURVE TYPE	
$ 4 Dibromofluoromethane	0.20889	0.20968	0.20968	0.010	-0.37790	50.00000	Averaged	
$ 5 1,2-Dichloroethane-d4	0.24726	0.26381	0.26381	0.010	-6.69116	50.00000	Averaged	
$ 6 Toluene-d8	1.07590	1.06272	1.06272	0.010	1.22572	50.00000	Averaged	
$ 7 Bromofluorobenzene	0.38167	0.37324	0.37324	0.010	2.20894	50.00000	Averaged	
8 Dichlorodifluoromethane	0.17405	0.21762	0.21762	0.010	-25.03532	50.00000	Averaged	
9 Chloromethane	0.39876	0.38261	0.38261	0.100	4.04910	50.00000	Averaged	
10 Vinyl Chloride	0.31388	0.30711	0.30711	0.010	2.15816	20.00000	Averaged	
11 Bromomethane	0.12499	0.13318	0.13318	0.010	-6.54531	50.00000	Averaged	
12 Chloroethane	0.16617	0.14771	0.14771	0.010	11.10456	50.00000	Averaged	
13 Trichlorofluoromethane	0.27144	0.32919	0.32919	0.010	-21.27513	50.00000	Averaged	
15 Acrolein	0.03635	0.01829	0.01829	0.010	49.68617	50.00000	Averaged	
16 Acetone	100	104	0.07006	0.010	-4.04166	0.000e+000	Wt Linear	
17 1,1-Dichloroethene	0.19499	0.20734	0.20734	0.010	-6.33178	20.00000	Averaged	
18 Freon-113	0.14187	0.16689	0.16689	0.010	-17.64116	50.00000	Averaged	
19 Iodomethane	0.35105	0.38118	0.38118	0.010	-8.58423	50.00000	Averaged	
20 Carbon Disulfide	0.57897	0.64340	0.64340	0.010	-11.12920	50.00000	Averaged	
21 Methylene Chloride	0.23623	0.24570	0.24570	0.010	-4.00869	50.00000	Averaged	
22 Acetonitrile	0.02447	0.02685	0.02685	0.010	-9.74267	50.00000	Averaged	
23 Acrylonitrile	0.09487	0.09325	0.09325	0.010	1.71305	50.00000	Averaged	
24 Methyl tert-butyl ether	0.47069	0.45104	0.45104	0.010	4.17473	50.00000	Averaged	
25 trans-1,2-Dichloroethene	0.21892	0.23675	0.23675	0.010	-8.14419	50.00000	Averaged	
26 Hexane	0.05037	0.05083	0.05083	0.010	-0.90876	20.00000	Averaged	
27 Vinyl acetate	0.33377	0.19432	0.19432	0.010	41.78192	50.00000	Averaged	
28 1,1-Dichloroethane	0.41881	0.45560	0.45560	0.100	-8.78452	50.00000	Averaged	
29 tert-Butyl Alcohol	0.01216	0.01081	0.01081	0.010	11.11865	50.00000	Averaged	
30 2-Butanone	0.09842	0.09640	0.09640	0.010	2.04961	50.00000	Averaged	
M 31 1,2-Dichloroethene (total)	0.22618	0.23734	0.23734	0.010	-4.93308	50.00000	Averaged	
32 cis-1,2-dichloroethene	0.23344	0.23793	0.23793	0.010	-1.92177	50.00000	Averaged	
33 2,2-Dichloropropane	0.18573	0.19926	0.19926	0.010	-7.28774	50.00000	Averaged	
34 Bromochloromethane	0.11561	0.11940	0.11940	0.010	-3.27506	50.00000	Averaged	
35 Chloroform	0.33641	0.40007	0.40007	0.010	-18.92291	20.00000	Averaged	
36 Tetrahydrofuran	0.06159	0.05340	0.05340	0.010	13.29797	50.00000	Averaged	
37 1,1,1-Trichloroethane	0.25543	0.30696	0.30696	0.010	-20.17388	50.00000	Averaged	
38 1,1-Dichloropropene	0.28134	0.30293	0.30293	0.010	-7.67213	50.00000	Averaged	
39 Carbon Tetrachloride	0.21408	0.28972	0.28972	0.010	-35.33181	50.00000	Averaged	
40 1,2-Dichloroethane	0.29129	0.35080	0.35080	0.010	-20.42983	50.00000	Averaged	
41 Benzene	0.90539	0.95526	0.95526	0.010	-5.50707	50.00000	Averaged	
42 Trichloroethene	0.24389	0.25130	0.25130	0.010	-3.04055	50.00000	Averaged	
43 1,2-Dichloropropane	0.23854	0.25406	0.25406	0.010	-6.50807	20.00000	Averaged	
44 1,4-Dioxane	0.00172	0.00136	0.00136	0.010	20.77225	50.00000	Averaged	<-
45 Dibromomethane	0.11112	0.11849	0.11849	0.010	-6.63549	50.00000	Averaged	
46 Bromodichloromethane	0.21722	0.26109	0.26109	0.010	-20.19529	50.00000	Averaged	
47 2-Chloroethyl vinyl ether	0.10407	0.08768	0.08768	0.010	15.74639	50.00000	Averaged	

Data File: \\cansvr11\dd\chem\MSV\a3ux15.i\C90915A.b\UXC5457.D
Report Date: 15-Sep-2009 10:28

TestAmerica North Canton

CONTINUING CALIBRATION COMPOUNDS

Instrument ID: a3ux15.i Injection Date: 15-SEP-2009 09:19
Lab File ID: UXC5457.D Init. Cal. Date(s): 21-JUL-2009 21-JUL-2009
Analysis Type: WATER Init. Cal. Times: 13:54 18:34
Lab Sample ID: 50NG-CC Quant Type: ISTD
Method: \\cansvr11\dd\chem\MSV\a3ux15.i\C90915A.b\8260LLUX15.m

COMPOUND	RRF / AMOUNT	RF50	CCAL RRF50	MIN RRF	%D / %DRIFT	MAX %D / %DRIFT	CURVE TYPE
48 cis-1,3-Dichloropropene	50.00000	47.14286	0.29684	0.010	5.71429	0.000e+000	Wt Linear
49 4-Methyl-2-pentanone	0.18135	0.18079	0.18079	0.010	0.30923	50.00000	Averaged
50 Toluene	1.17639	1.30565	1.30565	0.010	-10.98818	20.00000	Averaged
51 trans-1,3-Dichloropropene	50.00000	47.41295	0.31198	0.010	5.17411	0.000e+000	Wt Linear
52 Ethyl Methacrylate	50.00000	43.52200	0.25339	0.010	12.95600	0.000e+000	Wt Linear
53 1,1,2-Trichloroethane	0.21304	0.22522	0.22522	0.010	-5.71833	50.00000	Averaged
54 1,3-Dichloropropane	0.38612	0.40361	0.40361	0.010	-4.52903	50.00000	Averaged
55 Tetrachloroethene	0.24504	0.27452	0.27452	0.010	-12.02873	50.00000	Averaged
56 2-Hexanone	100	95.89016	0.15992	0.010	4.10984	0.000e+000	Wt Linear
57 Dibromochloromethane	50.00000	53.36341	0.23494	0.010	-6.72683	0.000e+000	Wt Linear
58 1,2-Dibromoethane	0.22197	0.22945	0.22945	0.010	-3.36827	50.00000	Averaged
59 Chlorobenzene	0.79040	0.84555	0.84555	0.300	-6.97763	50.00000	Averaged
60 1,1,1,2-Tetrachloroethane	0.22729	0.28641	0.28641	0.010	-26.01426	50.00000	Averaged
61 Ethylbenzene	0.41801	0.45579	0.45579	0.010	-9.03791	20.00000	Averaged
62 m + p-Xylene	0.52005	0.57838	0.57838	0.010	-11.21490	50.00000	Averaged
M 63 Xylenes (total)	0.51257	0.55856	0.55856	0.010	-8.97144	50.00000	Averaged
64 Xylene-o	0.49762	0.51893	0.51893	0.010	-4.28222	50.00000	Averaged
65 Styrene	50.00000	51.25831	0.90121	0.010	-2.51663	0.000e+000	Wt Linear
66 Bromoform	50.00000	49.20443	0.13127	0.100	1.59114	0.000e+000	Wt Linear
67 Isopropylbenzene	1.26673	1.33128	1.33128	0.010	-5.09588	50.00000	Averaged
68 1,1,2,2-Tetrachloroethane	0.45507	0.44257	0.44257	0.300	2.74643	50.00000	Averaged
69 1,4-Dichloro-2-butene	50.00000	39.63215	0.12781	0.010	20.73569	0.000e+000	Wt Linear
70 1,2,3-Trichloropropane	0.14484	0.14169	0.14169	0.010	2.17652	50.00000	Averaged
71 Bromobenzene	0.58796	0.61613	0.61613	0.010	-4.79074	50.00000	Averaged
72 n-Propylbenzene	0.62530	0.66554	0.66554	0.010	-6.43604	50.00000	Averaged
73 2-Chlorotoluene	0.55655	0.59574	0.59574	0.010	-7.04060	50.00000	Averaged
74 1,3,5-Trimethylbenzene	1.85208	1.99941	1.99941	0.010	-7.95474	50.00000	Averaged
75 4-Chlorotoluene	0.56946	0.62138	0.62138	0.010	-9.11641	50.00000	Averaged
76 tert-Butylbenzene	1.63047	1.64511	1.64511	0.010	-0.89772	50.00000	Averaged
77 1,2,4-Trimethylbenzene	1.91426	2.10645	2.10645	0.010	-10.04013	50.00000	Averaged
78 sec-Butylbenzene	2.33523	2.45013	2.45013	0.010	-4.91998	50.00000	Averaged
79 4-Isopropyltoluene	1.97264	2.06918	2.06918	0.010	-4.89401	50.00000	Averaged
80 1,3-Dichlorobenzene	1.17677	1.22267	1.22267	0.010	-3.90020	50.00000	Averaged
81 1,4-Dichlorobenzene	1.18837	1.26144	1.26144	0.010	-6.14832	50.00000	Averaged
82 n-Butylbenzene	1.66615	1.70256	1.70256	0.010	-2.18547	50.00000	Averaged
83 1,2-Dichlorobenzene	1.13819	1.17571	1.17571	0.010	-3.29597	50.00000	Averaged
84 1,2-Dibromo-3-chloropropane	50.00000	38.22686	0.07162	0.010	23.54629	0.000e+000	Wt Linear
85 1,2,4-Trichlorobenzene	0.84479	0.77414	0.77414	0.010	8.36323	50.00000	Averaged
86 Hexachlorobutadiene	0.33342	0.32111	0.32111	0.010	3.69406	50.00000	Averaged
87 Naphthalene	1.77987	1.43455	1.43455	0.010	19.40138	50.00000	Averaged
88 1,2,3-Trichlorobenzene	0.74740	0.67672	0.67672	0.010	9.45643	50.00000	Averaged
98 Cyclohexane	0.49977	0.53597	0.53597	0.010	-7.24417	50.00000	Averaged
143 Methyl Acetate	0.19063	0.20056	0.20056	0.010	-5.20624	50.00000	Averaged

Data File: \\cansvr11\dd\chem\MSV\a3ux15.i\C90915A.b\UXC5457.D
Report Date: 15-Sep-2009 10:28

TestAmerica North Canton

CONTINUING CALIBRATION COMPOUNDS

Instrument ID: a3ux15.i Injection Date: 15-SEP-2009 09:19
Lab File ID: UXC5457.D Init. Cal. Date(s): 21-JUL-2009 21-JUL-2009
Analysis Type: WATER Init. Cal. Times: 13:54 18:34
Lab Sample ID: 50NG-CC Quant Type: ISTD
Method: \\cansvr11\dd\chem\MSV\a3ux15.i\C90915A.b\8260LLUX15.m

COMPOUND	RRF / AMOUNT	RF50	CCAL RRF50	MIN RRF	%D / %DRIFT	MAX %D / %DRIFT	CURVE TYPE
144 Methylcyclohexane	0.39523	0.39521	0.39521	0.010	0.00521	50.00000	Averaged
141 1,3,5-Trichlorobenzene	0.92497	0.87573	0.87573	0.010	5.32309	50.00000	Averaged
152 Vinyl Acetate-86	50.00000	23.64947	0.01467	0.010	52.70106	0.000e+000	Wt Linear

METHOD BLANK REPORT

GC/MS Volatiles

Client Lot #...: 9I02192 **Work Order #...:** LKVPR1AA **Matrix.....:** WATER
MB Lot-Sample #: A9I160000-176

Prep Date.....: 09/15/09 **Final Wgt/Vol..:** 5 mL
Analysis Date..: 09/15/09 **Prep Batch #...:** 9259176
Dilution Factor: 1 **Initial Wgt/Vol:** 5 mL

PARAMETER	RESULT	REPORTING LIMIT	UNITS	METHOD
Acetone	ND	5.0	ug/L	SW846 8260B
Bromobenzene	ND	1.0	ug/L	SW846 8260B
Bromochloromethane	ND	1.0	ug/L	SW846 8260B
Bromodichloromethane	ND	1.0	ug/L	SW846 8260B
2-Butanone	ND	5.0	ug/L	SW846 8260B
n-Butylbenzene	ND	1.0	ug/L	SW846 8260B
sec-Butylbenzene	ND	1.0	ug/L	SW846 8260B
tert-Butylbenzene	ND	1.0	ug/L	SW846 8260B
Carbon disulfide	ND	1.0	ug/L	SW846 8260B
Dibromochloromethane	ND	1.0	ug/L	SW846 8260B
1,2-Dibromo-3-chloro-propane	ND	2.0	ug/L	SW846 8260B
2-Chloroethyl vinyl ether	ND	5.0	ug/L	SW846 8260B
2-Chlorotoluene	ND	1.0	ug/L	SW846 8260B
4-Chlorotoluene	ND	1.0	ug/L	SW846 8260B
1,2-Dibromoethane	ND	1.0	ug/L	SW846 8260B
Dibromomethane	ND	1.0	ug/L	SW846 8260B
1,2-Dichlorobenzene	ND	1.0	ug/L	SW846 8260B
1,3-Dichlorobenzene	ND	1.0	ug/L	SW846 8260B
1,4-Dichlorobenzene	ND	1.0	ug/L	SW846 8260B
Dichlorodifluoromethane	ND	1.0	ug/L	SW846 8260B
cis-1,2-Dichloroethene	ND	1.0	ug/L	SW846 8260B
trans-1,2-Dichloroethene	ND	1.0	ug/L	SW846 8260B
1,3-Dichloropropane	ND	1.0	ug/L	SW846 8260B
2,2-Dichloropropane	ND	1.0	ug/L	SW846 8260B
1,1-Dichloropropene	ND	1.0	ug/L	SW846 8260B
Trichlorofluoromethane	ND	1.0	ug/L	SW846 8260B
Hexachlorobutadiene	ND	1.0	ug/L	SW846 8260B
2-Hexanone	ND	5.0	ug/L	SW846 8260B
Isopropylbenzene	ND	1.0	ug/L	SW846 8260B
p-Isopropyltoluene	ND	1.0	ug/L	SW846 8260B
tert-Butyl alcohol	ND	20	ug/L	SW846 8260B
4-Methyl-2-pentanone	ND	5.0	ug/L	SW846 8260B
Naphthalene	ND	1.0	ug/L	SW846 8260B
n-Propylbenzene	ND	1.0	ug/L	SW846 8260B
Styrene	ND	1.0	ug/L	SW846 8260B
1,1,1,2-Tetrachloroethane	ND	1.0	ug/L	SW846 8260B
1,2,3-Trichlorobenzene	ND	1.0	ug/L	SW846 8260B
1,2,4-Trichloro-benzene	ND	1.0	ug/L	SW846 8260B
1,2,3-Trichloropropane	ND	1.0	ug/L	SW846 8260B

(Continued on next page)

METHOD BLANK REPORT

GC/MS Volatiles

Client Lot #...: 9I02192 **Work Order #...:** LKVPR1AA **Matrix.....:** WATER

PARAMETER	RESULT	REPORTING LIMIT	UNITS	METHOD
1,1,2-Trichloro-1,2,2-trifluoroethane	ND	1.0	ug/L	SW846 8260B
1,2,4-Trimethylbenzene	ND	1.0	ug/L	SW846 8260B
Vinyl acetate	ND	2.0	ug/L	SW846 8260B
o-Xylene	ND	1.0	ug/L	SW846 8260B
Xylenes (total)	ND	2.0	ug/L	SW846 8260B
Methyl tert-butyl ether	ND	5.0	ug/L	SW846 8260B
m-Xylene & p-Xylene	ND	2.0	ug/L	SW846 8260B
1,2,3-Trimethylbenzene	ND	5.0	ug/L	SW846 8260B
Diisopropyl Ether (DIPE)	ND	5.0	ug/L	SW846 8260B
Ethyl-t-Butyl Ether (ETBE	ND	5.0	ug/L	SW846 8260B
Tert-amyl methyl ether (T	ND	5.0	ug/L	SW846 8260B
Benzene	ND	1.0	ug/L	SW846 8260B
Bromoform	ND	1.0	ug/L	SW846 8260B
Bromomethane	ND	1.0	ug/L	SW846 8260B
Carbon tetrachloride	ND	1.0	ug/L	SW846 8260B
Chlorobenzene	ND	1.0	ug/L	SW846 8260B
Chloroethane	ND	1.0	ug/L	SW846 8260B
Chloroform	ND	1.0	ug/L	SW846 8260B
Chloromethane	ND	1.0	ug/L	SW846 8260B
1,1-Dichloroethane	ND	1.0	ug/L	SW846 8260B
1,2-Dichloroethane	ND	1.0	ug/L	SW846 8260B
1,1-Dichloroethene	ND	1.0	ug/L	SW846 8260B
1,2-Dichloropropane	ND	1.0	ug/L	SW846 8260B
cis-1,3-Dichloropropene	ND	1.0	ug/L	SW846 8260B
trans-1,3-Dichloropropene	ND	1.0	ug/L	SW846 8260B
Ethylbenzene	ND	1.0	ug/L	SW846 8260B
Methylene chloride	**0.62 J**	**1.0**	**ug/L**	**SW846 8260B**
1,1,2,2-Tetrachloroethane	ND	1.0	ug/L	SW846 8260B
Tetrachloroethene	ND	1.0	ug/L	SW846 8260B
Toluene	ND	1.0	ug/L	SW846 8260B
1,1,1-Trichloroethane	ND	1.0	ug/L	SW846 8260B
Trichloroethene	ND	1.0	ug/L	SW846 8260B
Vinyl chloride	ND	1.0	ug/L	SW846 8260B

SURROGATE	PERCENT RECOVERY	RECOVERY LIMITS
Dibromofluoromethane	98	(73 - 122)
1,2-Dichloroethane-d4	106	(61 - 128)
Toluene-d8	89	(76 - 110)
4-Bromofluorobenzene	90	(74 - 116)

NOTE(S):

Calculations are performed before rounding to avoid round-off errors in calculated results.

J Estimated result. Result is less than RL.

SW846 8260B SURROGATE RECOVERY

Lab Name: TestAmerica Laboratories, Inc. Client: Tetra Tech NUS, Inc

Lab Code: TALCAN SDG No: 9I02192

Lot #: A9I020192

Extraction: XXI25QK01

	CLIENT ID.	SRG01	SRG02	SRG03	SRG04	TOT OUT
01	MSA-MW30D-090109	90	87	90	82	00
02	MSA-MW24S-090109	91	91	91	82	00
03	MSA-MW24I-090109	92	92	93	82	00
04	MSA-MW19D-090109	93	92	89	77	00
05	TB-090109-01	94	92	91	81	00
06	MSA-MW18S-090109	93	92	94	88	00
07	MSA-MW18I-090109	94	93	93	84	00
08	MSA-MW19I-090109	94	94	93	79	00
09	TB-090109-02	93	94	90	79	00
10	MSA-DMW4I-090109	94	91	93	83	00
11	MSA-DMW2S-090109	94	93	93	84	00
12	INTRA-LAB QC	95	93	92	78	00
13	METHOD BLK. LKQHE1AA	89	82	92	84	00
14	METHOD BLK. LKQT91AA	91	90	90	84	00
15	LCS LKQHE1AC	88	85	92	98	00
16	LCS LKQT91AC	90	85	91	101	00
17	LAB MS/MSD D	89	89	95	98	00
18	LCSD LKQHE1AD	89	90	92	97	00
19	LCSD LKQT91AD	90	91	93	101	00
20	LAB MS/MSD S	92	90	94	102	00

SURROGATES		QC LIMITS
SRG01	= Dibromofluoromethane	(73-122)
SRG02	= 1,2-Dichloroethane-d4	(61-128)
SRG03	= Toluene-d8	(76-110)
SRG04	= 4-Bromofluorobenzene	(74-116)

\# Column to be used to flag recovery values
* Values outside of required QC Limits
D System monitoring Compound diluted out

FORM II

SW846 8260B SURROGATE RECOVERY

Lab Name: TestAmerica Laboratories, Inc. Client: Tetra Tech NUS, Inc

Lab Code: TALCAN SDG No: 9I02192

Lot #: A9I030186

Extraction: XXI25QK01

	CLIENT ID.	SRG01	SRG02	SRG03	SRG04	TOT OUT
01	MSA-DMW9I-090209	95	96	91	78	00
02	MSA-DMW9D-090209	94	92	93	74	00
03	MSA-DMW8S-090209	98	108	91	84	00
04	MSA-DMW9S-090209	97	98	88	86	00
05	MSA-DMW8I-090209	93	91	94	74	00
06	MSA-DMW8D-090209	95	93	92	78	00
07	TB-090209	101	112	92	87	00
08	INTRA-LAB QC	102	110	91	85	00
09	METHOD BLK. LKQT91AA	91	90	90	84	00
10	METHOD BLK. LKR6X1AA	89	89	91	75	00
11	METHOD BLK. LKVPR1AA	98	106	89	90	00
12	LCS LKQT91AC	90	85	91	101	00
13	LCS LKR6X1AC	89	86	96	90	00
14	LCS LKVPR1AC	98	102	98	100	00
15	MSA-DMW8D-090209 D	89	89	95	98	00
16	LAB MS/MSD D	97	102	96	101	00
17	LCSD LKQT91AD	90	91	93	101	00
18	LCSD LKR6X1AD	92	88	97	87	00
19	LCSD LKVPR1AD	99	104	99	100	00
20	MSA-DMW8D-090209 S	92	90	94	102	00
21	LAB MS/MSD S	102	101	98	101	00

SURROGATES		QC LIMITS
SRG01	= Dibromofluoromethane	(73-122)
SRG02	= 1,2-Dichloroethane-d4	(61-128)
SRG03	= Toluene-d8	(76-110)
SRG04	= 4-Bromofluorobenzene	(74-116)

\# Column to be used to flag recovery values
* Values outside of required QC Limits
D System monitoring Compound diluted out

FORM II

SW846 8260B CHECK SAMPLE RECOVERY

Lab Name: TestAmerica Laboratories, Inc. Client: Tetra Tech NUS, Inc

Lab Code: TALCAN SDG No: 9I02192

Lot #: A9I140000 WO #: LKQHE1AC
BATCH: 9257133

COMPOUND	SPIKE ADDED (ug/L)	SAMPLE CONCENT. (ug/L)	% REC	QC LIMITS REC	QUAL
1,1-Dichloroethene	10	8.9	89	63 - 130	
Trichloroethene	10	9.6	96	75 - 122	
Benzene	10	9.5	95	80 - 116	
Toluene	10	9.9	99	74 - 119	
Chlorobenzene	10	10	100	76 - 117	

NOTES(S):

* Values outside of QC limits

Spike Recovery: 0 out of 5 outside limits

COMMENTS:

FORM III

SW846 8260B CHECK SAMPLE DUPLICATE RECOVERY

Lab Name: TestAmerica Laboratories, Inc. Client: Tetra Tech NUS, Inc

Lab Code: TALCAN SDG No: 9I02192

Lot #: A9I140000 WO #: LKQHE1AD
BATCH: 9257133

COMPOUND	SPIKE ADDED (ug/L)	SAMPLE CONCENT. (ug/L)	% REC	QC LIMITS REC	QUAL
1,1-Dichloroethene	10	9.0	90	63 - 130	
Trichloroethene	10	9.0	90	75 - 122	
Benzene	10	8.9	89	80 - 116	
Toluene	10	9.1	91	74 - 119	
Chlorobenzene	10	9.0	90	76 - 117	

NOTES(S):

* Values outside of QC limits

Spike Recovery: 0 out of 5 outside limits

COMMENTS:

FORM III

SW846 8260B CHECK SAMPLE RECOVERY

Lab Name: TestAmerica Laboratories, Inc. Client: Tetra Tech NUS, Inc

Lab Code: TALCAN SDG No: 9I02192

Lot #: A9I140000 WO #: LKQT91AC
BATCH: 9257312

COMPOUND	SPIKE ADDED (ug/L)	SAMPLE CONCENT. (ug/L)	% REC	QC LIMITS REC	QUAL
1,1-Dichloroethene	10	10	101	63 - 130	
Trichloroethene	10	10	103	75 - 122	
Benzene	10	10	103	80 - 116	
Toluene	10	11	106	74 - 119	
Chlorobenzene	10	10	105	76 - 117	

NOTES(S):

* Values outside of QC limits

Spike Recovery: 0 out of 5 outside limits

COMMENTS:

FORM III

SW846 8260B CHECK SAMPLE DUPLICATE RECOVERY

Lab Name: TestAmerica Laboratories, Inc. Client: Tetra Tech NUS, Inc

Lab Code: TALCAN SDG No: 9I02192

Lot #: A9I140000 WO #: LKQT91AD
BATCH: 9257312

COMPOUND	SPIKE ADDED (ug/L)	SAMPLE CONCENT. (ug/L)	% REC	QC LIMITS REC	QUAL
1,1-Dichloroethene	10	9.8	98	63 - 130	
Trichloroethene	10	10	100	75 - 122	
Benzene	10	10	100	80 - 116	
Toluene	10	10	105	74 - 119	
Chlorobenzene	10	10	105	76 - 117	

NOTES(S):

* Values outside of QC limits

Spike Recovery: 0 out of 5 outside limits

COMMENTS:

FORM III

SW846 8260B CHECK SAMPLE RECOVERY

Lab Name: TestAmerica Laboratories, Inc. Client: Tetra Tech NUS, Inc

Lab Code: TALCAN SDG No: 9I02192

Lot #: A9I150000 WO #: LKR6X1AC
BATCH: 9258258

COMPOUND	SPIKE ADDED (ug/L)	SAMPLE CONCENT. (ug/L)	% REC	QC LIMITS REC	QUAL
1,1-Dichloroethene	10	10	101	63 - 130	
Trichloroethene	10	9.6	96	75 - 122	
Benzene	10	9.7	97	80 - 116	
Toluene	10	10	105	74 - 119	
Chlorobenzene	10	10	100	76 - 117	

NOTES(S):

* Values outside of QC limits

Spike Recovery: 0 out of 5 outside limits

COMMENTS:

FORM III

SW846 8260B CHECK SAMPLE DUPLICATE RECOVERY

Lab Name: TestAmerica Laboratories, Inc. Client: Tetra Tech NUS, Inc

Lab Code: TALCAN SDG No: 9I02192

Lot #: A9I150000 WO #: LKR6X1AD
BATCH: 9258258

COMPOUND	SPIKE ADDED (ug/L)	SAMPLE CONCENT. (ug/L)	% REC	QC LIMITS REC	QUAL
1,1-Dichloroethene	10	11	105	63 - 130	
Trichloroethene	10	9.8	98	75 - 122	
Benzene	10	9.7	97	80 - 116	
Toluene	10	10	103	74 - 119	
Chlorobenzene	10	9.8	98	76 - 117	

NOTES(S):

* Values outside of QC limits

Spike Recovery: 0 out of 5 outside limits

COMMENTS:

FORM III

SW846 8260B CHECK SAMPLE RECOVERY

Lab Name: TestAmerica Laboratories, Inc. Client: Tetra Tech NUS, Inc

Lab Code: TALCAN SDG No: 9I02192

Lot #: A9I160000 WO #: LKVPR1AC
BATCH: 9259176

COMPOUND	SPIKE ADDED (ug/L)	SAMPLE CONCENT. (ug/L)	% REC	QC LIMITS REC	QUAL
1,1-Dichloroethene	10	11	110	63 - 130	
Trichloroethene	10	10	104	75 - 122	
Benzene	10	11	110	80 - 116	
Toluene	10	11	114	74 - 119	
Chlorobenzene	10	11	111	76 - 117	

NOTES(S):

* Values outside of QC limits

Spike Recovery: 0 out of 5 outside limits

COMMENTS:

FORM III

SW846 8260B CHECK SAMPLE DUPLICATE RECOVERY

Lab Name: TestAmerica Laboratories, Inc. Client: Tetra Tech NUS, Inc

Lab Code: TALCAN SDG No: 9I02192

Lot #: A9I160000 WO #: LKVPR1AD
BATCH: 9259176

COMPOUND	SPIKE ADDED (ug/L)	SAMPLE CONCENT. (ug/L)	% REC	QC LIMITS REC	QUAL
1,1-Dichloroethene	10	11	108	63 - 130	
Trichloroethene	10	10	105	75 - 122	
Benzene	10	11	106	80 - 116	
Toluene	10	12	115	74 - 119	
Chlorobenzene	10	11	112	76 - 117	

NOTES(S):

* Values outside of QC limits

Spike Recovery: 0 out of 5 outside limits

COMMENTS:

FORM III

SW846 8260B MATRIX SPIKE/MATRIX SPIKE DUPLICATE RECOVERY

Lab Name: TestAmerica Laboratories, Inc. Client: Tetra Tech NUS, Inc

Lab Code: TALCAN SDG No: 9I02192

Matrix Spike ID: MSA-DMW8D-090209

Lot #: A9I030186 WO #: LJ9N61CQ
BATCH: 9257312

COMPOUND	SPIKE ADDED (ug/L)	SAMPLE CONCENT. (ug/L)	MS CONCENT. (ug/L)	MS % REC	LIMITS REC	QUAL
1,1-Dichloroethene	200	5.6	190	93	62 - 130	
Trichloroethene	200	690	880	93	62 - 130	
Benzene	200	ND	190	97	78 - 118	
Toluene	200	ND	200	98	70 - 119	
Chlorobenzene	200	ND	200	98	76 - 117	

NOTES(S):

Column to be used to flag recovery and RPD values with an asterisk
* Values outside of QC limits

RPD: 0 out of 0 outside limits
Spike Recovery: 0 out of 5 outside limits

COMMENTS:

FORM III

SW846 8260B MATRIX SPIKE/MATRIX SPIKE DUPLICATE RECOVERY

Lab Name: TestAmerica Laboratories, Inc. Client: Tetra Tech NUS, Inc

Lab Code: TALCAN SDG No: 9I02192

Matrix Spike ID: MSA-DMW8D-090209

Lot #: A9I030186 WO #: LJ9N61CR
BATCH: 9257312

COMPOUND	SPIKE ADDED (ug/L)	MSD CONCENT. (ug/L)	MSD % REC	% RPD	QC LIMITS RPD	QC LIMITS REC	QUAL
1,1-Dichloroethene	200	190	93	0.66	20	62- 130	
Trichloroethene	200	840	77	3.8	20	62- 130	
Benzene	200	190	96	0.47	20	78- 118	
Toluene	200	200	98	0.090	20	70- 119	
Chlorobenzene	200	200	99	1.7	20	76- 117	

NOTES(S):

Column to be used to flag recovery and RPD values with an asterisk
* Values outside of QC limits

RPD: 0 out of 5 outside limits
Spike Recovery: 0 out of 5 outside limits

COMMENTS:

FORM III

TestAmerica North Canton

INITIAL CALIBRATION DATA

Start Cal Date : 31-AUG-2009 09:37
End Cal Date : 01-SEP-2009 12:18
Quant Method : ESTD
Origin : Disabled
Target Version : 4.14
Integrator : Falcon
Method file : \\cansvr11\dd\chem\GCV\zpid.i\z90901.b\RSK_C_02.m
Last Edit : 02-Sep-2009 08:06 fausnigb
Curve Type : Average

Calibration File Names:
Level 1: \\cansvr11\dd\chem\GCV\zpid.i\z90901.b\ZF090102.D
Level 2: \\cansvr11\dd\chem\GCV\zpid.i\z90901.b\ZF090103.D
Level 3: \\cansvr11\dd\chem\GCV\zpid.i\z90901.b\ZF090104.D
Level 4: \\cansvr11\dd\chem\GCV\zpid.i\z90901.b\ZF090105.D
Level 5: \\cansvr11\dd\chem\GCV\zpid.i\z90901.b\ZF090106.D
Level 6: \\cansvr11\dd\chem\GCV\zpid.i\z90901.b\ZF090107.D
Level 7: \\cansvr11\dd\chem\GCV\zpid.i\z90901.b\ZF090108.D

Compound	0.50000 Level 1	1.000 Level 2	20.000 Level 3	100.000 Level 4	200.000 Level 5	400.000 Level 6	RRF	%RSD
	1500.000 Level 7							
1 Methane	10792	10815	14085	14213	14889	14648		
	13839						13326	13.193
2 Ethene	24483	27137	35033	34953	37328	35458		
	32979						32482	14.751
3 Ethane	26923	30687	40330	40073	43034	41823		
	39591						37494	16.391
4 Acetylene	12416	13729	15136	14830	15998	13283		
	11780						13881	10.964

Report Date: 23-Sep-2009 09:22

TestAmerica North Canton

CONTINUING CALIBRATION COMPOUNDS

Instrument ID: zpid.i Injection Date: 09-SEP-2009 14:46
Lab File ID: ZF090902.D Init. Cal. Date(s): 31-AUG-2009 01-SEP-2009
Analysis Type: WATER Init. Cal. Times: 09:37 12:18
Lab Sample ID: 3714 Quant Type: ESTD
Method: \\cansvr11\dd\chem\GCV\zpid.i\z90909.b\RSK_C_02.m

COMPOUND	RRF / AMOUNT	RF100	MIN RRF	%D / %DRIFT	MAX %D / %DRIFT	CURVE TYPE
1 Methane	13326	12450	0.010	6.57179	30.00000	Averaged
2 Ethene	32482	32126	0.010	1.09453	30.00000	Averaged
3 Ethane	37494	37137	0.010	0.95288	30.00000	Averaged
4 Acetylene	13881	13549	0.010	2.39340	30.00000	Averaged

RSK SOP-175 METHOD BLANK SUMMARY

BLANK WORKORDER NO.: LKJG31AA

Lab Name: TestAmerica Laboratories, Inc.

Lab Code: TALCAN

SDG Number:9I02192

Lab File ID: ZF090905.

Lot Number: A9I020192

Date Analyzed: 09/09/09

Time Analyzed: 15:29

Matrix: WATER

Date Extracted:09/09/09

GC Column: HAYSEP D ID: .32

Extraction Method: RSKSOP-175

Instrument ID: Z

Level:(low/med) LOW

THIS METHOD BLANK APPLIES TO THE FOLLOWING SAMPLES, LCS, LCSD, MS , MSD:

	CLIENT ID.	SAMPLE WORK ORDER #	LAB FILE ID	DATE ANALYZED	TIME ANALYZED
01	MSA-MW18S-090109	LJ7J31CR	ZF090907.	09/09/09	15:58
02	MSA-MW18I-090109	LJ7J51C2	ZF090908.	09/09/09	16:12
03	MSA-DMW4I-090109	LJ7KK1CA	ZF090909.	09/09/09	16:27
04	CHECK SAMPLE	LKJG31AC C	ZF090904.	09/09/09	15:15
05	DUPLICATE CHECK	LKJG31AD L	ZF090916.	09/09/09	18:07
06					
07					
08					
09					
10					
11					
12					
13					
14					
15					
16					
17					
18					
19					
20					
21					
22					
23					
24					
25					
26					
27					
28					
29					
30					

COMMENTS:

FORM IV

METHOD BLANK REPORT

GC Volatiles

Client Lot #...: 9I02192 **Work Order #...:** LKJG31AA **Matrix.....:** WATER
MB Lot-Sample #: A9I100000-068

Prep Date.....: 09/09/09 **Final Wgt/Vol..:** 1 mL
Analysis Date..: 09/09/09 **Prep Batch #...:** 9253068
Dilution Factor: 1 **Initial Wgt/Vol:** 1 mL

PARAMETER	RESULT	REPORTING LIMIT	UNITS	METHOD
Methane	ND	0.50	ug/L	RSK SOP-175
Ethane	ND	0.50	ug/L	RSK SOP-175
Ethene	ND	0.50	ug/L	RSK SOP-175

NOTE(S):

Calculations are performed before rounding to avoid round-off errors in calculated results.

RSK SOP-175 CHECK SAMPLE RECOVERY

Lab Name: TestAmerica Laboratories, Inc. Client: Tetra Tech NUS, Inc

Lab Code: TALCAN SDG No: 9I02192

Lot #: A9I100000 WO #: LKJG31AC
BATCH: 9253068

COMPOUND	SPIKE ADDED (ug/L)	SAMPLE CONCENT. (ug/L)	% REC	QC LIMITS REC	QUAL
Methane	73	67	92	75- 127	
Ethane	140	130	97	74- 138	
Ethene	130	120	94	73- 140	

NOTES(S):

* Values outside of QC limits

Spike Recovery: 0 out of 3 outside limits

COMMENTS:

FORM III

RSK SOP-175 CHECK SAMPLE DUPLICATE RECOVERY

Lab Name: TestAmerica Laboratories, Inc. Client: Tetra Tech NUS, Inc

Lab Code: TALCAN SDG No: 9I02192

Lot #: A9I100000 WO #: LKJG31AD
BATCH: 9253068

COMPOUND	SPIKE ADDED (ug/L)	SAMPLE CONCENT. (ug/L)	% REC	QC LIMITS REC	QUAL
Methane	73	67	92	75- 127	
Ethane	140	130	98	74- 138	
Ethene	130	120	93	73- 140	

NOTES(S):

* Values outside of QC limits

Spike Recovery: 0 out of 3 outside limits

COMMENTS:

TestAmerica

THE LEADER IN ENVIRONMENTAL TESTING

CASE NARRATIVE

Client:	TestAmerica, Inc.	**Date Sampled:**	9/1/2009 to 9/2/2009
Project:	MSA Groundwater Sampling SDG9I020192	**Date Received:**	9/10/2009
Lab:	ISI0872, ISI0876		

SAMPLE RECEIPT: Samples were received intact, on ice, with custody seals and chain of custody documentation. The sample temperature was measured at 4.1° C for ISI0872 and 4.1° C for ISI0878 upon receipt at the laboratory.

HOLDING TIMES: All samples were analyzed within prescribed holding times and/or in accordance with the TestAmerica Sample Acceptance Policy unless otherwise noted in the report.

PROBLEMS ENCOUNTERED: No problems were encountered during sample analysis.

QA/QC CRITERIA: QA/QC parameters met acceptance limits.

OBSERVATIONS: No significant observations were made.

I certify that this data package is in compliance with the terms and conditions of the contract, both technically and for completeness, for other than the conditions detailed above. Release of the data contained in this hardcopy data package and in computer-readable data submitted on diskette has been authorized by the Laboratory Manager or the Manager's designee, as verified by the following signature.

TestAmerica Irvine

Heather Clark
Project Manager
JM

17461 Derian Avenue. Suite 100 Irvine, CA 92614 (949) 261-1022 (949) 260-3297

The case narrative is an integral part of the report. This report shall not be reproduced, except in full, without written permission from TestAmerica.

North Canton

TestAmerica
THE LEADER IN ENVIRONMENTAL TESTING

17461 Derian Avenue, Suite 100, Irvine, CA 92614 (949) 261-1022 Fax:(949) 260-3297

LABORATORY REPORT

Prepared For: TestAmerica North Canton
4101 Shuffel Drive NW
North Canton, OH 44720
Attention: Pat Omeara

Project: MSA Groundwater Sampling
SDG9I020192

Sampled: 09/01/09-09/02/09
Received: 09/10/09
Issued: 09/22/09 15:29

NELAP #01108CA California ELAP#2706 Arizona DHS#AZ0671 Nevada #CA-72

The results listed within this Laboratory Report pertain only to the samples tested in the laboratory. The analyses contained in this report were performed in accordance with the applicable certifications as noted. All soil samples are reported on a wet weight basis unless otherwise noted in the report. This Laboratory Report is confidential and is intended for the sole use of TestAmerica and its client. This report shall not be reproduced, except in full, without written permission from TestAmerica. The Chain of Custody, 1 page, is included and is an integral part of this report.

This entire report was reviewed and approved for release.

SAMPLE CROSS REFERENCE

LABORATORY ID	CLIENT ID	MATRIX
ISI0872-01	MSA-MW30D-090109	Water
ISI0872-02	MSA-MW24S-090109	Water
ISI0872-03	MSA-MW24I-090109	Water
ISI0872-04	MSA-MW19D-090109	Water
ISI0872-05	MSA-MW18S-090109	Water
ISI0872-06	MSA-MW18I-090109	Water
ISI0872-07	MSA-MW19I-090109	Water
ISI0872-08	MSA-DMW4I-090109	Water
ISI0872-09	MSA-DMW2S-090109	Water
ISI0876-01	MSA-DMW9I-090209	Water
ISI0876-02	MSA-DMW9D-090209	Water
ISI0876-03	MSA-DMW8S-090209	Water
ISI0876-04	MSA-DMW9S-090209	Water
ISI0876-05	MSA-DMW8I-090209	Water
ISI0876-06	MSA-DMW8D-090209	Water

Reviewed By:



TestAmerica Irvine

Heather Clark
Project Manager

North Canton

TestAmerica Laboratories, Inc.

SAMPLE ANALYSIS REQUISTION

Laboratory **TestAmerica Irvine**
17461 Derian Avenue
Suite 100
Irvine, CA 92614

Lab Request SR114739

Report Package: **Expanded Deliverables**

Need Analytical Report 2009-09-16

IS10872

Client Code: 375241

Project Manager: PAT OMEARA

Sample I.D.	Work Order Number	Client Sample ID	Sampling Date	Analysis Required
A9I020192-1	LJ7GP	MSA-MW30D-090109	2009-09-01 8:45	WATER, 8260B SIM, 1,4-dioxane-Irvine
A9I020192-2	LJ7JC	MSA-MW24S-090109	2009-09-01 10:30	WATER, 8260B SIM, 1,4-dioxane-Irvine
A9I020192-3	LJ7JP	MSA-MW24I-090109	2009-09-01 11:45	WATER, 8260B SIM, 1,4-dioxane-Irvine
A9I020192-4	LJ7JX	MSA-MW19D-090109	2009-09-01 14:45	WATER, 8260B SIM, 1,4-dioxane-Irvine
A9I020192-6	LJ7J3	MSA-MW18S-090109	2009-09-01 9:05	WATER, 8260B SIM, 1,4-dioxane-Irvine
A9I020192-7	LJ7J5	MSA-MW18I-090109	2009-09-01 11:10	WATER, 8260B SIM, 1,4-dioxane-Irvine
A9I020192-8	LJ7J8	MSA-MW19I-090109	2009-09-01 14:45	WATER, 8260B SIM, 1,4-dioxane-Irvine
A9I020192-10	LJ7KK	MSA-DMW4I-090109	2009-09-01 15:23	WATER, 8260B SIM, 1,4-dioxane-Irvine
A9I020192-11	LJ7KN	MSA-DMW2S-090109	2009-09-01 16:35	WATER, 8260B SIM, 1,4-dioxane-Irvine

Please use **Client Sample ID** for report

Call PAT OMEARA with questions at 330-497-9396

at the TAL North Canton Laboratory

Shipping Method: FED EX

Need detection limit and analysis date included in report.

Please send a signed copy of this form with the report at completion of analysis.

Relinquished by: _____ Date/Time: 9/9/09 1625

Relinquished by: _____ Date/Time: _____

Received for lab by: _____ Date/Time: 9/10/09 11:30 (CS) 4.1°C

PLEASE RETURN ORIGINAL SAMPLE ANALYSIS REQUISITION

#129

HS 9/11/09 07:10

Irvine
Irvine
Irvine
Irvine
Irvine
Irvine

2005
6

North Canton

TestAmerica Laboratories, Inc.

SAMPLE ANALYSIS REQUISTION

Laboratory: **TestAmerica Irvine**
17461 Derian Avenue
Suite 100
Irvine, CA 92614

Lab Request: SR114738

Report Package: **Expanded Deliverables**

Need Analytical Report: 2009-09-17

BI0876

Client Code: 375241

Project Manager: PAT OMEARA

Sample I.D.	Work Order Number	Client Sample ID	Sampling Date	Analysis Required
A9I030186-1	LJ9NG	MSA-DMW9I-090209	2009-09-02 12:05	WATER, 8260B SIM, 1,4-dioxane-Irvine
A9I030186-2	LJ9NV	MSA-DMW9D-090209	2009-09-02 13:20	WATER, 8260B SIM, 1,4-dioxane-Irvine
A9I030186-3	LJ9N1	MSA-DMW8S-090209	2009-09-02 14:04	WATER, 8260B SIM, 1,4-dioxane-Irvine
A9I030186-4	LJ9N2	MSA-DMW9S-090209	2009-09-02 12:10	WATER, 8260B SIM, 1,4-dioxane-Irvine
A9I030186-5	LJ9N4	MSA-DMW8I-090209	2009-09-02 14:05	WATER, 8260B SIM, 1,4-dioxane-Irvine
A9I030186-6	LJ9N6	MSA-DMW8D-090209	2009-09-02 15:15	WATER, 8260B SIM, 1,4-dioxane-Irvine

Please use **Client Sample ID** for report

Call PAT OMEARA with questions at 330-497-9396

at the TAL North Canton Laboratory

Shipping Method: FED EX

Irvine
Irvine
Irvine
Irvine
Irvine
Irvine

Need detection limit and analysis date included in report.

Please send a signed copy of this form with the report at completion of analysis.

Relinquished by: _____ Date/Time: 9/9/09 1625

Relinquished by: _____ Date/Time: _____

Received for lab by: VanBaalk Date/Time: 9/10/09 11:30 (cs) 4.1 °C

PLEASE RETURN ORIGINAL SAMPLE ANALYSIS REQUISITION

#129

MS 9/11/09 07:30

2006 7

HOLDING TIME SUMMARY
EPA 8260B-SIM

Laboratory: TestAmerica Irvine SDG: 9I02192

Client: TestAmerica North Canton Project: MSA Groundwater Sampling

Sample Name	Date Collected	Date Received	Date Prepared	Days to Prep	Max Days to Prep	Date Analyzed	Days to Analysis	Max Days to Analysis	Q
MSA-MW30D-090109	09/01/09 08:45	09/10/09 11:30	09/11/09 00:00	9.64	14.00	09/11/09 14:06	10.22	14.00	
MSA-MW24S-090109	09/01/09 10:30	09/10/09 11:30	09/11/09 00:00	9.56	14.00	09/11/09 14:38	10.17	14.00	
MSA-MW24I-090109	09/01/09 11:45	09/10/09 11:30	09/11/09 00:00	9.51	14.00	09/11/09 15:09	10.14	14.00	
MSA-MW19D-090109	09/01/09 14:45	09/10/09 11:30	09/11/09 00:00	9.39	14.00	09/11/09 15:41	10.04	14.00	
MSA-MW18S-090109	09/01/09 09:05	09/10/09 11:30	09/14/09 00:00	12.62	14.00	09/14/09 12:51	13.16	14.00	
MSA-MW18I-090109	09/01/09 11:10	09/10/09 11:30	09/14/09 00:00	12.53	14.00	09/14/09 13:20	13.09	14.00	
MSA-MW19I-090109	09/01/09 14:45	09/10/09 11:30	09/14/09 00:00	12.39	14.00	09/14/09 13:49	12.96	14.00	
MSA-DMW4I-090109	09/01/09 15:23	09/10/09 11:30	09/14/09 00:00	12.36	14.00	09/14/09 14:18	12.95	14.00	
MSA-DMW2S-090109	09/01/09 16:35	09/10/09 11:30	09/14/09 00:00	12.31	14.00	09/14/09 14:47	12.93	14.00	

HOLDING TIME SUMMARY
EPA 8260B-SIM

Laboratory: TestAmerica Irvine SDG: 9I02192

Client: TestAmerica North Canton Project: MSA Groundwater Sampling

Sample Name	Date Collected	Date Received	Date Prepared	Days to Prep	Max Days to Prep	Date Analyzed	Days to Analysis	Max Days to Analysis	Q
MSA-DMW9I-090209	09/02/09 12:05	09/10/09 11:30	09/11/09 00:00	8.50	14.00	09/11/09 16:05	9.17	14.00	
MSA-DMW9D-090209	09/02/09 13:20	09/10/09 11:30	09/11/09 00:00	8.44	14.00	09/11/09 16:34	9.13	14.00	
MSA-DMW8S-090209	09/02/09 14:04	09/10/09 11:30	09/11/09 00:00	8.41	14.00	09/11/09 13:35	8.98	14.00	
MSA-DMW9S-090209	09/02/09 12:10	09/10/09 11:30	09/11/09 00:00	8.49	14.00	09/11/09 17:03	9.20	14.00	
MSA-DMW8I-090209	09/02/09 14:05	09/10/09 11:30	09/11/09 00:00	8.41	14.00	09/11/09 17:32	9.14	14.00	
MSA-DMW8D-090209	09/02/09 15:15	09/10/09 11:30	09/11/09 00:00	8.36	14.00	09/11/09 18:01	9.12	14.00	

TestAmerica
THE LEADER IN ENVIRONMENTAL TESTING

17461 Derian Avenue. Suite 100, Irvine, CA 92614 (949) 261-1022 Fax:(949) 260-3297

TestAmerica North Canton	Project ID: MSA Groundwater Sampling	
4101 Shuffel Drive NW	A9I030186	Sampled: 09/01/09-09/02/09
North Canton, OH 44720	Report Number: ISI0876	Received: 09/10/09
Attention: Pat Omeara	SDG: 9I02192	

1,4-DIOXANE BY GCMS - SINGLE ION MONITORING (SIM)

Analyte	Method	Batch	MDL Limit	Reporting Limit	Sample Result	Dilution Factor	Date Extracted	Date Analyzed	Data Qualifiers
Sample ID: ISI0872-01 (MSA-MW30D-090109 - Water)					**Sampled: 09/01/09**				
Reporting Units: ug/l									
1,4-Dioxane	EPA 8260B-SIM	9I11016	1.0	2.0	ND	1	09/11/09	09/11/09	
Surrogate: Dibromofluoromethane (80-120%)					*109 %*				
Sample ID: ISI0872-02 (MSA-MW24S-090109 - Water)					**Sampled: 09/01/09**				
Reporting Units: ug/l									
1,4-Dioxane	EPA 8260B-SIM	9I11016	1.0	2.0	**3.0**	1	09/11/09	09/11/09	
Surrogate: Dibromofluoromethane (80-120%)					*108 %*				
Sample ID: ISI0872-03 (MSA-MW24I-090109 - Water)					**Sampled: 09/01/09**				
Reporting Units: ug/l									
1,4-Dioxane	EPA 8260B-SIM	9I11016	1.0	2.0	ND	1	09/11/09	09/11/09	
Surrogate: Dibromofluoromethane (80-120%)					*111 %*				
Sample ID: ISI0872-04 (MSA-MW19D-090109 - Water)					**Sampled: 09/01/09**				
Reporting Units: ug/l									
1,4-Dioxane	EPA 8260B-SIM	9I11016	1.0	2.0	ND	1	09/11/09	09/11/09	
Surrogate: Dibromofluoromethane (80-120%)					*110 %*				
Sample ID: ISI0872-05 (MSA-MW18S-090109 - Water)					**Sampled: 09/01/09**				
Reporting Units: ug/l									
1,4-Dioxane	EPA 8260B-SIM	9I14020	10	20	**150**	10	09/14/09	09/14/09	
Surrogate: Dibromofluoromethane (80-120%)					*92 %*				
Sample ID: ISI0872-06 (MSA-MW18I-090109 - Water)					**Sampled: 09/01/09**				
Reporting Units: ug/l									
1,4-Dioxane	EPA 8260B-SIM	9I14020	10	20	**350**	10	09/14/09	09/14/09	
Surrogate: Dibromofluoromethane (80-120%)					*94 %*				
Sample ID: ISI0872-07 (MSA-MW19I-090109 - Water)					**Sampled: 09/01/09**				
Reporting Units: ug/l									
1,4-Dioxane	EPA 8260B-SIM	9I14020	4.0	8.0	**33**	4	09/14/09	09/14/09	
Surrogate: Dibromofluoromethane (80-120%)					*89 %*				
Sample ID: ISI0872-08 (MSA-DMW4I-090109 - Water)					**Sampled: 09/01/09**				
Reporting Units: ug/l									
1,4-Dioxane	EPA 8260B-SIM	9I14020	10	20	**120**	10	09/14/09	09/14/09	
Surrogate: Dibromofluoromethane (80-120%)					*96 %*				

TestAmerica Irvine

Heather Clark
Project Manager

The results pertain only to the samples tested in the laboratory. This report shall not be reproduced, except in full, without written permission from TestAmerica.

TestAmerica
THE LEADER IN ENVIRONMENTAL TESTING

17461 Derian Avenue. Suite 100, Irvine, CA 92614 (949) 261-1022 Fax:(949) 260-3297

TestAmerica North Canton
4101 Shuffel Drive NW
North Canton, OH 44720
Attention: Pat Omeara

Project ID: MSA Groundwater Sampling
A9I030186
Report Number: ISI0876
SDG: 9I02192

Sampled: 09/01/09-09/02/09
Received: 09/10/09

1,4-DIOXANE BY GCMS - SINGLE ION MONITORING (SIM)

Analyte	Method	Batch	MDL Limit	Reporting Limit	Sample Result	Dilution Factor	Date Extracted	Date Analyzed	Data Qualifiers
Sample ID: ISI0872-09 (MSA-DMW2S-090109 - Water)					**Sampled: 09/01/09**				
Reporting Units: ug/l									
1,4-Dioxane	EPA 8260B-SIM	9I14020	50	100	**250**	50	09/14/09	09/14/09	
Surrogate: Dibromofluoromethane (80-120%)					*87 %*				
Sample ID: ISI0876-01 (MSA-DMW9I-090209 - Water)					**Sampled: 09/02/09**				
Reporting Units: ug/l									
1,4-Dioxane	EPA 8260B-SIM	9I11017	20	40	**250**	20	09/11/09	09/11/09	
Surrogate: Dibromofluoromethane (80-120%)					*85 %*				
Sample ID: ISI0876-02 (MSA-DMW9D-090209 - Water)					**Sampled: 09/02/09**				
Reporting Units: ug/l									
1,4-Dioxane	EPA 8260B-SIM	9I11017	20	40	**140**	20	09/11/09	09/11/09	
Surrogate: Dibromofluoromethane (80-120%)					*86 %*				
Sample ID: ISI0876-03 (MSA-DMW8S-090209 - Water)					**Sampled: 09/02/09**				
Reporting Units: ug/l									
1,4-Dioxane	EPA 8260B-SIM	9I11017	1.0	2.0	**31**	1	09/11/09	09/11/09	
Surrogate: Dibromofluoromethane (80-120%)					*97 %*				
Sample ID: ISI0876-04 (MSA-DMW9S-090209 - Water)					**Sampled: 09/02/09**				
Reporting Units: ug/l									
1,4-Dioxane	EPA 8260B-SIM	9I11017	10	20	**78**	10	09/11/09	09/11/09	
Surrogate: Dibromofluoromethane (80-120%)					*83 %*				
Sample ID: ISI0876-05 (MSA-DMW8I-090209 - Water)					**Sampled: 09/02/09**				
Reporting Units: ug/l									
1,4-Dioxane	EPA 8260B-SIM	9I11017	10	20	**140**	10	09/11/09	09/11/09	
Surrogate: Dibromofluoromethane (80-120%)					*84 %*				
Sample ID: ISI0876-06 (MSA-DMW8D-090209 - Water)					**Sampled: 09/02/09**				
Reporting Units: ug/l									
1,4-Dioxane	EPA 8260B-SIM	9I11017	10	20	**100**	10	09/11/09	09/11/09	
Surrogate: Dibromofluoromethane (80-120%)					*83 %*				

TestAmerica Irvine

Heather Clark
Project Manager

The results pertain only to the samples tested in the laboratory. This report shall not be reproduced, except in full, without written permission from TestAmerica.

TestAmerica
THE LEADER IN ENVIRONMENTAL TESTING

17461 Derian Avenue. Suite 100, Irvine, CA 92614 (949) 261-1022 Fax:(949) 260-3297

TestAmerica North Canton
4101 Shuffel Drive NW
North Canton, OH 44720
Attention: Pat Omeara

Project ID: MSA Groundwater Sampling
A9I030186
Report Number: ISI0876
SDG: 9I02192

Sampled: 09/01/09-09/02/09
Received: 09/10/09

METHOD BLANK/QC DATA

1,4-DIOXANE BY GCMS - SINGLE ION MONITORING (SIM)

Analyte	Result	Reporting Limit	MDL	Units	Spike Level	Source Result	%REC	%REC Limits	RPD	RPD Limit	Data Qualifiers
Batch: 9I11016 Extracted: 09/11/09											
Blank Analyzed: 09/11/2009 (9I11016-BLK1)											
1,4-Dioxane	ND	2.0	1.0	ug/l							
Surrogate: Dibromofluoromethane	*1.06*			*ug/l*	*1.00*		*106*	*80-120*			
LCS Analyzed: 09/11/2009 (9I11016-BS1)											
1,4-Dioxane	10.3	2.0	1.0	ug/l	10.0		103	70-125			
Surrogate: Dibromofluoromethane	*1.11*			*ug/l*	*1.00*		*111*	*80-120*			
Matrix Spike Analyzed: 09/11/2009 (9I11016-MS1)						**Source: ISI0872-01**					
1,4-Dioxane	12.8	2.0	1.0	ug/l	10.0	ND	128	70-130			
Surrogate: Dibromofluoromethane	*1.08*			*ug/l*	*1.00*		*108*	*80-120*			
Matrix Spike Dup Analyzed: 09/11/2009 (9I11016-MSD1)						**Source: ISI0872-01**					
1,4-Dioxane	10.8	2.0	1.0	ug/l	10.0	ND	108	70-130	17	30	
Surrogate: Dibromofluoromethane	*1.10*			*ug/l*	*1.00*		*110*	*80-120*			
Batch: 9I11017 Extracted: 09/11/09											
Blank Analyzed: 09/11/2009 (9I11017-BLK1)											
1,4-Dioxane	ND	2.0	1.0	ug/l							
Surrogate: Dibromofluoromethane	*1.02*			*ug/l*	*1.00*		*102*	*80-120*			
LCS Analyzed: 09/11/2009 (9I11017-BS1)											
1,4-Dioxane	8.80	2.0	1.0	ug/l	10.0		88	70-125			
Surrogate: Dibromofluoromethane	*1.00*			*ug/l*	*1.00*		*100*	*80-120*			
Matrix Spike Analyzed: 09/11/2009 (9I11017-MS1)						**Source: ISI0910-01**					
1,4-Dioxane	14.2	2.0	1.0	ug/l	10.0	4.30	99	70-130			
Surrogate: Dibromofluoromethane	*0.980*			*ug/l*	*1.00*		*98*	*80-120*			

TestAmerica Irvine

Heather Clark
Project Manager

The results pertain only to the samples tested in the laboratory. This report shall not be reproduced, except in full, without written permission from TestAmerica.

TestAmerica
THE LEADER IN ENVIRONMENTAL TESTING

17461 Derian Avenue. Suite 100, Irvine, CA 92614 (949) 261-1022 Fax:(949) 260-3297

TestAmerica North Canton
4101 Shuffel Drive NW
North Canton, OH 44720
Attention: Pat Omeara

Project ID: MSA Groundwater Sampling
A9I030186
Report Number: ISI0876
SDG: 9I02192

Sampled: 09/01/09-09/02/09
Received: 09/10/09

METHOD BLANK/QC DATA

1,4-DIOXANE BY GCMS - SINGLE ION MONITORING (SIM)

Analyte	Result	Reporting Limit	MDL	Units	Spike Level	Source Result	%REC	%REC Limits	RPD	RPD Limit	Data Qualifiers
Batch: 9I11017 Extracted: 09/11/09											
Matrix Spike Dup Analyzed: 09/11/2009 (9I11017-MSD1)						**Source: ISI0910-01**					
1,4-Dioxane	13.2	2.0	1.0	ug/l	10.0	4.30	90	70-130	7	30	
Surrogate: Dibromofluoromethane	*0.990*			*ug/l*	*1.00*		*99*	*80-120*			
Batch: 9I14020 Extracted: 09/14/09											
Blank Analyzed: 09/14/2009 (9I14020-BLK1)											
1,4-Dioxane	ND	2.0	1.0	ug/l							
Surrogate: Dibromofluoromethane	*0.810*			*ug/l*	*1.00*		*81*	*80-120*			
LCS Analyzed: 09/14/2009 (9I14020-BS1)											
1,4-Dioxane	8.94	2.0	1.0	ug/l	10.0		89	70-125			
Surrogate: Dibromofluoromethane	*0.840*			*ug/l*	*1.00*		*84*	*80-120*			
Matrix Spike Analyzed: 09/14/2009 (9I14020-MS1)						**Source: ISI0955-01**					
1,4-Dioxane	15.0	2.0	1.0	ug/l	10.0	5.81	92	70-130			
Surrogate: Dibromofluoromethane	*0.940*			*ug/l*	*1.00*		*94*	*80-120*			
Matrix Spike Dup Analyzed: 09/14/2009 (9I14020-MSD1)						**Source: ISI0955-01**					
1,4-Dioxane	14.6	2.0	1.0	ug/l	10.0	5.81	88	70-130	2	30	
Surrogate: Dibromofluoromethane	*0.950*			*ug/l*	*1.00*		*95*	*80-120*			

TestAmerica Irvine

Heather Clark
Project Manager

The results pertain only to the samples tested in the laboratory. This report shall not be reproduced, except in full, without written permission from TestAmerica.

TestAmerica
THE LEADER IN ENVIRONMENTAL TESTING

17461 Derian Avenue. Suite 100, Irvine, CA 92614 (949) 261-1022 Fax:(949) 260-3297

TestAmerica North Canton	Project ID: MSA Groundwater Sampling	
4101 Shuffel Drive NW	A9I030186	Sampled: 09/01/09-09/02/09
North Canton, OH 44720	Report Number: ISI0876	Received: 09/10/09
Attention: Pat Omeara	SDG: 9I02192	

DATA QUALIFIERS AND DEFINITIONS

ND Analyte NOT DETECTED at or above the reporting limit or MDL, if MDL is specified.

RPD Relative Percent Difference

TestAmerica Irvine

Heather Clark
Project Manager

The results pertain only to the samples tested in the laboratory. This report shall not be reproduced, except in full, without written permission from TestAmerica.

North Canton

TestAmerica Laboratories, Inc.

Laboratory **TestAmerica Irvine**
17461 Derian Avenue
Suite 100
Irvine, CA 92614

SAMPLE ANALYSIS REQUISTION

Lab Request SR114739

Report Package: **Expanded Deliverables**

Need Analytical Report 2009-09-16

ISI0872

Client Code: 375241

Project Manager: PAT OMEARA

Sample I.D.	Work Order Number	Client Sample ID	Sampling Date	Analysis Required
A9I020192-1	LJ7GP	MSA-MW30D-090109	2009-09-01 8:45	WATER, 8260B SIM, 1,4-dioxane-Irvine
A9I020192-2	LJ7JC	MSA-MW24S-090109	2009-09-01 10:30	WATER, 8260B SIM, 1,4-dioxane-Irvine
A9I020192-3	LJ7JP	MSA-MW24I-090109	2009-09-01 11:45	WATER, 8260B SIM, 1,4-dioxane-Irvine
A9I020192-4	LJ7JX	MSA-MW19D-090109	2009-09-01 14:45	WATER, 8260B SIM, 1,4-dioxane-Irvine
A9I020192-6	LJ7J3	MSA-MW18S-090109	2009-09-01 9:05	WATER, 8260B SIM, 1,4-dioxane-Irvine
A9I020192-7	LJ7J5	MSA-MW18I-090109	2009-09-01 11:10	WATER, 8260B SIM, 1,4-dioxane-Irvine
A9I020192-8	LJ7J8	MSA-MW19I-090109	2009-09-01 14:45	WATER, 8260B SIM, 1,4-dioxane-Irvine
A9I020192-10	LJ7KK	MSA-DMW4I-090109	2009-09-01 15:23	WATER, 8260B SIM, 1,4-dioxane-Irvine
A9I020192-11	LJ7KN	MSA-DMW2S-090109	2009-09-01 16:35	WATER, 8260B SIM, 1,4-dioxane-Irvine

Please use **Client Sample ID** for report

Call PAT OMEARA with questions at 330-497-9396

at the TAL North Canton Laboratory

Shipping Method: FED EX

Need detection limit and analysis date included in report.

Please send a signed copy of this form with the report at completion of analysis.

Relinquished by: _____ Date/Time: 9/9/09 1625

Relinquished by: _____ Date/Time: _____

Received for lab by: _____ Date/Time: 9/10/09 11:30 (CS) 4.1°C

PLEASE RETURN ORIGINAL SAMPLE ANALYSIS REQUISITION

#129

MS 9/11/09 07:10

1998

Form 5

ANALYSIS BATCH (SEQUENCE) SUMMARY

EPA 8260B-SIM

Laboratory:	TestAmerica Irvine	SDG:	9I02192
Client:	TestAmerica North Canton	Project:	MSA Groundwater Sampling
Sequence:	II92902	Instrument:	GCMS33
		Calibration:	I9I2902

Sample Name	Lab Sample ID	Lab File ID	Analysis Date/Time
MS Tune	II92902-TUN1	VTUN01.D	09/03/09 11:42
Cal Standard	II92902-CAL1	daprtmth-002	09/03/09 13:46
Cal Standard	II92902-CAL2	daprtmth-003	09/03/09 14:18
Cal Standard	II92902-CAL3	daprtmth-004	09/03/09 14:49
Cal Standard	II92902-CAL4	daprtmth-005	09/03/09 15:21
Cal Standard	II92902-CAL5	daprtmth-006	09/03/09 15:52
Secondary Cal Check	II92902-SCV1	Q0911001.D	09/11/09 09:22

Form 5

MASS SPECTROMETER INSTRUMENT PERFORMANCE CHECK

EPA 8260B-SIM

Laboratory:	TestAmerica Irvine	SDG:	9I02192
Client:	TestAmerica North Canton	Project:	MSA Groundwater Sampling
Lab File ID:	VTUN01.D	Injection Date:	09/03/09
Instrument ID:	GCMS33	Injection Time:	11:42
Sequence:	II92902	Lab Sample ID:	II92902-TUN1

m/z	ION ABUNDANCE CRITERIA	% RELATIVE ABUNDANCE	
m/z 50	15 - 40% of m/z 95	20.7	PASS
m/z 75	30 - 60% of m/z 95	49.6	PASS
m/z 95	Base peak, 100% relative abundance	100	PASS
m/z 96	5 - 9% of m/z 95	6.9	PASS
m/z 173	Less than 2% of m/z 174	0.601	PASS
m/z 174	50 - 100% of m/z 95	80.7	PASS
m/z 175	5 - 9% of m/z 174	7.23	PASS
m/z 176	95 - 101% of m/z 174	97.6	PASS
m/z 177	5 - 9% of m/z 176	6.69	PASS

Form 6

INITIAL CALIBRATION DATA (Continued)

EPA 8260B-SIM

Laboratory: TestAmerica Irvine
SDG: 9I02192
Client: TestAmerica North Canton
Project: MSA Groundwater Sampling
Calibration: I9I2902
Instrument: GCMS33
Calibration Date: 09/03/09 11:10

Compound	Mean RF	RF RSD	Mean RT	RT RSD	Linear r	Quad COD	LIMIT	Q
1,4-Dioxane	1.818736	3.717059	8.02	2.528512E-02			15	
Dibromofluoromethane	0.8689331	4.753722	6.46	1.913369E-02			15	

Form 5

ANALYSIS BATCH (SEQUENCE) SUMMARY

EPA 8260B-SIM

Laboratory:	TestAmerica Irvine	SDG:	9I02192
Client:	TestAmerica North Canton	Project:	MSA Groundwater Sampling
Sequence:	II92905	Instrument:	GCMS33
		Calibration:	I9I2902

Sample Name	Lab Sample ID	Lab File ID	Analysis Date/Time
MS Tune	II92905-TUN1	VTUN01.D	09/11/09 07:53
Calibration Check	II92905-CCV1	DIOX010.D	09/11/09 08:19
Blank	9I11024-BLK1	VBLK02.D	09/11/09 08:51
LCS	9I11024-BS1	Q0911001.D	09/11/09 09:22
Matrix Spike	9I11024-MS1	Q0911006.D	09/11/09 12:00
Matrix Spike Dup	9I11024-MSD1	Q0911007.D	09/11/09 12:31
MSA-MW30D-090109	ISI0872-01	Q0911010.D	09/11/09 14:06
MSA-MW24S-090109	ISI0872-02	Q0911011.D	09/11/09 14:38
MSA-MW24I-090109	ISI0872-03	Q0911012.D	09/11/09 15:09
MSA-MW19D-090109	ISI0872-04	Q0911013.D	09/11/09 15:41

Form 5

MASS SPECTROMETER INSTRUMENT PERFORMANCE CHECK

EPA 8260B-SIM

Laboratory:	TestAmerica Irvine	SDG:	9I02192
Client:	TestAmerica North Canton	Project:	MSA Groundwater Sampling
Lab File ID:	VTUN01.D	Injection Date:	09/11/09
Instrument ID:	GCMS33	Injection Time:	07:53
Sequence:	II92905	Lab Sample ID:	II92905-TUN1

m/z	ION ABUNDANCE CRITERIA	% RELATIVE ABUNDANCE	
m/z 50	15 - 40% of m/z 95	20.5	PASS
m/z 75	30 - 60% of m/z 95	47.8	PASS
m/z 95	Base peak, 100% relative abundance	100	PASS
m/z 96	5 - 9% of m/z 95	6.85	PASS
m/z 173	Less than 2% of m/z 174	0.544	PASS
m/z 174	50 - 100% of m/z 95	81.3	PASS
m/z 175	5 - 9% of m/z 174	7.08	PASS
m/z 176	95 - 101% of m/z 174	99.5	PASS
m/z 177	5 - 9% of m/z 176	6.33	PASS

Form 7

CONTINUING CALIBRATION CHECK

EPA 8260B-SIM

Laboratory:	TestAmerica Irvine	SDG:	9I02192
Client:	TestAmerica North Canton	Project:	MSA Groundwater Sampling
Instrument ID:	GCMS33	Calibration:	I9I2902
Lab File ID:	DIOX010.D	Calibration Date:	09/03/09 11:10
Sequence:	II92905	Injection Date:	09/11/09
Lab Sample ID:	II92905-CCV1	Injection Time:	08:19

		CONC. (ug/l)		RESPONSE FACTOR			% DIFF / DRIFT	
COMPOUND	TYPE	STD	CCV	ICAL	CCV	MIN (#)	CCV	LIMIT (#)
1,4-Dioxane	A	10.0	10.3	1.818736	0.1876343		-89.7	20 *

Column to be used to flag Response Factor and %Diff/Drift values with an asterisk

* Values outside of QC limits

Form 1
METHOD BLANK DATA SHEET
EPA 8260B-SIM

Laboratory:	TestAmerica Irvine		SDG:	9I02192	
Client:	TestAmerica North Canton		Project:	MSA Groundwater Sampling	
Matrix:	Water	Laboratory ID:	9I11024-BLK1	File ID:	VBLK02.D
Prepared:	09/11/09 00:00	Preparation:	EPA 5030B GCMS	Initial/Final:	10 ml / 10 ml
Analyzed:	09/11/09 08:51	Instrument:	GCMS33		
Batch:	9I11024	Sequence:	II92905	Calibration:	I9I2902

CAS NO.	COMPOUND	CONC. (ug/l)	Q
123-91-1	1,4-Dioxane	2.0	U

SYSTEM MONITORING COMPOUND	ADDED (ug/l)	CONC (ug/l)	% REC	QC LIMITS	Q
Dibromofluoromethane	1.00	1.06	106	80 - 120	

INTERNAL STANDARD	AREA	RT	REF AREA	REF RT	Q
1,4-Dioxane-d8 (IS)	12070	7.96	11633	7.96	
Pentafluorobenzene	87465	6.69	94357	6.69	

Form 5

ANALYSIS BATCH (SEQUENCE) SUMMARY

EPA 8260B-SIM

Laboratory: TestAmerica Irvine
Client: TestAmerica North Canton
Sequence: IH91901

SDG: 9I02192
Project: MSA Groundwater Sampling
Instrument: GCMS45
Calibration: I9H1901

Sample Name	Lab Sample ID	Lab File ID	Analysis Date/Time
MS Tune	IH91901-TUN1	VTUN01.D	08/17/09 11:31
Cal Standard	IH91901-CAL1	daprtmth-001	08/17/09 14:21
Cal Standard	IH91901-CAL2	daprtmth-002	08/17/09 14:50
Cal Standard	IH91901-CAL3	daprtmth-003	08/17/09 15:19
Cal Standard	IH91901-CAL4	daprtmth-004	08/17/09 15:48
Cal Standard	IH91901-CAL5	daprtmth-005	08/17/09 16:17
Cal Standard	IH91901-CAL6	daprtmth-006	08/17/09 16:46
Cal Standard	IH91901-CAL7	daprtmth-007	08/17/09 17:15
Cal Standard	IH91901-CAL8	daprtmth-008	08/17/09 17:44
Secondary Cal Check	IH91901-SCV1	V0819001.D	08/19/09 11:44

Form 5

MASS SPECTROMETER INSTRUMENT PERFORMANCE CHECK

EPA 8260B-SIM

Laboratory:	TestAmerica Irvine	SDG:	9I02192
Client:	TestAmerica North Canton	Project:	MSA Groundwater Sampling
Lab File ID:	VTUN01.D	Injection Date:	08/17/09
Instrument ID:	GCMS45	Injection Time:	11:31
Sequence:	IH91901	Lab Sample ID:	IH91901-TUN1

m/z	ION ABUNDANCE CRITERIA	% RELATIVE ABUNDANCE	
m/z 50	15 - 40% of m/z 95	17.1	PASS
m/z 75	30 - 60% of m/z 95	44.1	PASS
m/z 95	Base peak, 100% relative abundance	100	PASS
m/z 96	5 - 9% of m/z 95	7	PASS
m/z 173	Less than 2% of m/z 174	0	PASS
m/z 174	50 - 100% of m/z 95	89.6	PASS
m/z 175	5 - 9% of m/z 174	7.48	PASS
m/z 176	95 - 101% of m/z 174	97.4	PASS
m/z 177	5 - 9% of m/z 176	6.9	PASS

Form 6

INITIAL CALIBRATION DATA (Continued)

EPA 8260B-SIM

Laboratory: TestAmerica Irvine
SDG: 9I02192
Client: TestAmerica North Canton
Project: MSA Groundwater Sampling
Calibration: I9H1901
Instrument: GCMS45
Calibration Date: 08/17/09 00:00

Compound	Mean RF	RF RSD	Mean RT	RT RSD	Linear r	Quad COD	LIMIT	Q
1,4-Dioxane	2.238681	12.46442	5.8	1.835628E-02			15	
Dibromofluoromethane	0.9805853	5.445024	4.09	1.814998E-02			15	

Form 5

ANALYSIS BATCH (SEQUENCE) SUMMARY

EPA 8260B-SIM

Laboratory:	TestAmerica Irvine	SDG:	9I02192
Client:	TestAmerica North Canton	Project:	MSA Groundwater Sampling
Sequence:	II91402	Instrument:	GCMS45
		Calibration:	I9H1901

Sample Name	Lab Sample ID	Lab File ID	Analysis Date/Time
MS Tune	II91402-TUN1	VTUN01.D	09/11/09 07:56
Calibration Check	II91402-CCV1	DIOX010.D	09/11/09 08:16
Blank	9I11018-BLK1	VBLK01.D	09/11/09 08:45
LCS	9I11018-BS1	V0911001.D	09/11/09 09:14
Matrix Spike	9I11018-MS1	V0911003.D	09/11/09 10:12
Matrix Spike Dup	9I11018-MSD1	V0911004.D	09/11/09 10:41
MSA-DMW8S-090209	ISI0876-03	V0911010.D	09/11/09 13:35
MSA-DMW9I-090209	ISI0876-01	V0911015.D	09/11/09 16:05
MSA-DMW9D-090209	ISI0876-02	V0911016.D	09/11/09 16:34
MSA-DMW9S-090209	ISI0876-04	V0911017.D	09/11/09 17:03
MSA-DMW8I-090209	ISI0876-05	V0911018.D	09/11/09 17:32
MSA-DMW8D-090209	ISI0876-06	V0911019.D	09/11/09 18:01

Form 5

MASS SPECTROMETER INSTRUMENT PERFORMANCE CHECK

EPA 8260B-SIM

Laboratory:	TestAmerica Irvine	SDG:	9I02192
Client:	TestAmerica North Canton	Project:	MSA Groundwater Sampling
Lab File ID:	VTUN01.D	Injection Date:	09/11/09
Instrument ID:	GCMS45	Injection Time:	07:56
Sequence:	II91402	Lab Sample ID:	II91402-TUN1

m/z	ION ABUNDANCE CRITERIA	% RELATIVE ABUNDANCE	
m/z 50	15 - 40% of m/z 95	16.4	PASS
m/z 75	30 - 60% of m/z 95	43	PASS
m/z 95	Base peak, 100% relative abundance	100	PASS
m/z 96	5 - 9% of m/z 95	6.57	PASS
m/z 173	Less than 2% of m/z 174	0	PASS
m/z 174	50 - 100% of m/z 95	86.1	PASS
m/z 175	5 - 9% of m/z 174	7.19	PASS
m/z 176	95 - 101% of m/z 174	97.7	PASS
m/z 177	5 - 9% of m/z 176	6.52	PASS

Form 7

CONTINUING CALIBRATION CHECK

EPA 8260B-SIM

Laboratory:	TestAmerica Irvine	SDG:	9I02192
Client:	TestAmerica North Canton	Project:	MSA Groundwater Sampling
Instrument ID:	GCMS45	Calibration:	I9H1901
Lab File ID:	DIOX010.D	Calibration Date:	08/17/09 00:00
Sequence:	II91402	Injection Date:	09/11/09
Lab Sample ID:	II91402-CCV1	Injection Time:	08:16

		CONC. (ug/l)		RESPONSE FACTOR			% DIFF / DRIFT	
COMPOUND	TYPE	STD	CCV	ICAL	CCV	MIN (#)	CCV	LIMIT (#)
1,4-Dioxane	A	10.0	8.49	2.238681	0.1900037		-91.5	20 *

Column to be used to flag Response Factor and %Diff/Drift values with an asterisk

* Values outside of QC limits

Form 1
METHOD BLANK DATA SHEET
EPA 8260B-SIM

Laboratory:	TestAmerica Irvine			SDG:	9I02192
Client:	TestAmerica North Canton			Project:	MSA Groundwater Sampling
Matrix:	Water	Laboratory ID:	9I11018-BLK1	File ID:	VBLK01.D
Prepared:	09/11/09 00:00	Preparation:	EPA 5030B GCMS	Initial/Final:	10 ml / 10 ml
Analyzed:	09/11/09 08:45	Instrument:	GCMS45		
Batch:	9I11018	Sequence:	II91402	Calibration:	I9H1901

CAS NO.	COMPOUND	CONC. (ug/l)	Q
123-91-1	1,4-Dioxane	2.0	U

SYSTEM MONITORING COMPOUND	ADDED (ug/l)	CONC (ug/l)	% REC	QC LIMITS	Q
Dibromofluoromethane	1.00	1.02	102	80 - 120	

INTERNAL STANDARD	AREA	RT	REF AREA	REF RT	Q
1,4-Dioxane-d8 (IS)	7112	5.73	8013	5.73	
Pentafluorobenzene	70125	4.52	72673	4.52	

Form 5

ANALYSIS BATCH (SEQUENCE) SUMMARY

EPA 8260B-SIM

Laboratory:	TestAmerica Irvine	SDG:	9I02192
Client:	TestAmerica North Canton	Project:	MSA Groundwater Sampling
Sequence:	II92804	Instrument:	GCMS45
		Calibration:	I9H1901

Sample Name	Lab Sample ID	Lab File ID	Analysis Date/Time
MS Tune	II92804-TUN1	VTUN02.D	09/14/09 09:38
Calibration Check	II92804-CCV1	DIOX010.D	09/14/09 09:57
Blank	9I27007-BLK1	VBLK01.D	09/14/09 10:26
LCS	9I27007-BS1	V0914001.D	09/14/09 10:55
Matrix Spike	9I27007-MS1	V0914003.D	09/14/09 11:53
Matrix Spike Dup	9I27007-MSD1	V0914004.D	09/14/09 12:22
MSA-MW18S-090109	ISI0872-05	V0914005.D	09/14/09 12:51
MSA-MW18I-090109	ISI0872-06	V0914006.D	09/14/09 13:20
MSA-MW19I-090109	ISI0872-07	V0914007.D	09/14/09 13:49
MSA-DMW4I-090109	ISI0872-08	V0914008.D	09/14/09 14:18
MSA-DMW2S-090109	ISI0872-09	V0914009.D	09/14/09 14:47

Form 5

MASS SPECTROMETER INSTRUMENT PERFORMANCE CHECK

EPA 8260B-SIM

Laboratory:	TestAmerica Irvine	SDG:	9I02192
Client:	TestAmerica North Canton	Project:	MSA Groundwater Sampling
Lab File ID:	VTUN02.D	Injection Date:	09/14/09
Instrument ID:	GCMS45	Injection Time:	09:38
Sequence:	II92804	Lab Sample ID:	II92804-TUN1

m/z	ION ABUNDANCE CRITERIA	% RELATIVE ABUNDANCE	
m/z 50	15 - 40% of m/z 95	17.1	PASS
m/z 75	30 - 60% of m/z 95	43.5	PASS
m/z 95	Base peak, 100% relative abundance	100	PASS
m/z 96	5 - 9% of m/z 95	6.91	PASS
m/z 173	Less than 2% of m/z 174	0	PASS
m/z 174	50 - 100% of m/z 95	87.1	PASS
m/z 175	5 - 9% of m/z 174	7.21	PASS
m/z 176	95 - 101% of m/z 174	97.4	PASS
m/z 177	5 - 9% of m/z 176	6.75	PASS

Form 7

CONTINUING CALIBRATION CHECK

EPA 8260B-SIM

Laboratory:	TestAmerica Irvine	SDG:	9I02192
Client:	TestAmerica North Canton	Project:	MSA Groundwater Sampling
Instrument ID:	GCMS45	Calibration:	I9H1901
Lab File ID:	DIOX010.D	Calibration Date:	08/17/09 00:00
Sequence:	II92804	Injection Date:	09/14/09
Lab Sample ID:	II92804-CCV1	Injection Time:	09:57

		CONC. (ug/l)		RESPONSE FACTOR			% DIFF / DRIFT	
COMPOUND	TYPE	STD	CCV	ICAL	CCV	MIN (#)	CCV	LIMIT (#)
1,4-Dioxane	A	10.0	9.43	2.238681	2.11112		-5.7	20

Column to be used to flag Response Factor and %Diff/Drift values with an asterisk

* Values outside of QC limits

Form 1
METHOD BLANK DATA SHEET
EPA 8260B-SIM

Laboratory:	TestAmerica Irvine		SDG:	9I02192	
Client:	TestAmerica North Canton		Project:	MSA Groundwater Sampling	
Matrix:	Water	Laboratory ID:	9I27007-BLK1	File ID:	VBLK01.D
Prepared:	09/14/09 00:00	Preparation:	EPA 5030B GCMS	Initial/Final:	10 ml / 10 ml
Analyzed:	09/14/09 10:26	Instrument:	GCMS45		
Batch:	9I27007	Sequence:	II92804	Calibration:	I9H1901

CAS NO.	COMPOUND	CONC. (ug/l)	Q
123-91-1	1,4-Dioxane	2.0	U

SYSTEM MONITORING COMPOUND	ADDED (ug/l)	CONC (ug/l)	% REC	QC LIMITS.	Q
Dibromofluoromethane	1.00	0.810	81	80 - 120	

INTERNAL STANDARD	AREA	RT	REF AREA	REF RT	Q
1,4-Dioxane-d8 (IS)	16500	5.73	17949	5.73	
Pentafluorobenzene	158629	4.52	151096	4.52	

Form 2

SURROGATE STANDARD RECOVERY AND RT SUMMARY

EPA 8260B-SIM

Laboratory:	TestAmerica Irvine	SDG:	9I02192
Client:	TestAmerica North Canton	Project:	MSA Groundwater Sampling
Sequence:		Instrument:	
Matrix:	Water	Calibration:	

Surrogate Compound	Spike Level ug/l	% Recovery	Recovery Limits	RT	Calibration Mean RT	RT Diff	RT Diff Limit	Q
Blank (9I11016-BLK1)			Lab File ID: VBLK02.D		Analyzed: 09/11/09 08:51			
Dibromofluoromethane	1.00	106	80 - 120	6.46		6.4600	+/-1.0	*
LCS (9I11016-BS1)			Lab File ID: Q0911001.D		Analyzed: 09/11/09 09:22			
Dibromofluoromethane	1.00	111	80 - 120	6.46		6.4600	+/-1.0	*
Matrix Spike (9I11016-MS1)			Lab File ID: Q0911006.D		Analyzed: 09/11/09 12:00			
Dibromofluoromethane	1.00	108	80 - 120	6.46		6.4600	+/-1.0	*
Matrix Spike Dup (9I11016-MSD1)			Lab File ID: Q0911007.D		Analyzed: 09/11/09 12:31			
Dibromofluoromethane	1.00	110	80 - 120	6.46		6.4600	+/-1.0	*
Blank (9I14020-BLK1)			Lab File ID: VBLK01.D		Analyzed: 09/14/09 10:26			
Dibromofluoromethane	1.00	81	80 - 120	4.07		4.0700	+/-1.0	*
LCS (9I14020-BS1)			Lab File ID: V0914001.D		Analyzed: 09/14/09 10:55			
Dibromofluoromethane	1.00	84	80 - 120	4.07		4.0700	+/-1.0	*
Matrix Spike (9I14020-MS1)			Lab File ID: V0914003.D		Analyzed: 09/14/09 11:53			
Dibromofluoromethane	1.00	94	80 - 120	4.07		4.0700	+/-1.0	*
Matrix Spike Dup (9I14020-MSD1)			Lab File ID: V0914004.D		Analyzed: 09/14/09 12:22			
Dibromofluoromethane	1.00	95	80 - 120	4.07		4.0700	+/-1.0	*

Form 2
SURROGATE STANDARD RECOVERY AND RT SUMMARY
EPA 8260B-SIM

Laboratory:	TestAmerica Irvine	SDG:	9I02192
Client:	TestAmerica North Canton	Project:	MSA Groundwater Sampling
Sequence:		Instrument:	GCMS33
Matrix:	Water	Calibration:	

Surrogate Compound	Spike Level ug/l	% Recovery	Recovery Limits	RT	Calibration Mean RT	RT Diff	RT Diff Limit	Q
MSA-MW30D-090109 (ISI0872-01)			Lab File ID: Q0911010.D		Analyzed: 09/11/09 14:06			
Dibromofluoromethane	1.00	109	80 - 120	6.46		6.4600	+/-1.0	*
MSA-MW24S-090109 (ISI0872-02)			Lab File ID: Q0911011.D		Analyzed: 09/11/09 14:38			
Dibromofluoromethane	1.00	108	80 - 120	6.46		6.4600	+/-1.0	*
MSA-MW24I-090109 (ISI0872-03)			Lab File ID: Q0911012.D		Analyzed: 09/11/09 15:09			
Dibromofluoromethane	1.00	111	80 - 120	6.46		6.4600	+/-1.0	*
MSA-MW19D-090109 (ISI0872-04)			Lab File ID: Q0911013.D		Analyzed: 09/11/09 15:41			
Dibromofluoromethane	1.00	110	80 - 120	6.46		6.4600	+/-1.0	*

Form 2
SURROGATE STANDARD RECOVERY AND RT SUMMARY
EPA 8260B-SIM

Laboratory:	TestAmerica Irvine	SDG:	9I02192
Client:	TestAmerica North Canton	Project:	MSA Groundwater Sampling
Sequence:		Instrument:	gcms45
Matrix:	Water	Calibration:	

Surrogate Compound	Spike Level ug/l	% Recovery	Recovery Limits	RT	Calibration Mean RT	RT Diff	RT Diff Limit	Q
MSA-MW18S-090109 (ISI0872-05)			Lab File ID: V0914005.D		Analyzed: 09/14/09 12:51			
Dibromofluoromethane	1.00	92	80 - 120	4.07		4.0700	+/-1.0	*
MSA-MW18I-090109 (ISI0872-06)			Lab File ID: V0914006.D		Analyzed: 09/14/09 13:20			
Dibromofluoromethane	1.00	94	80 - 120	4.07		4.0700	+/-1.0	*
MSA-MW19I-090109 (ISI0872-07)			Lab File ID: V0914007.D		Analyzed: 09/14/09 13:49			
Dibromofluoromethane	1.00	89	80 - 120	4.07		4.0700	+/-1.0	*
MSA-DMW4I-090109 (ISI0872-08)			Lab File ID: V0914008.D		Analyzed: 09/14/09 14:18			
Dibromofluoromethane	1.00	96	80 - 120	4.07		4.0700	+/-1.0	*
MSA-DMW2S-090109 (ISI0872-09)			Lab File ID: V0914009.D		Analyzed: 09/14/09 14:47			
Dibromofluoromethane	1.00	87	80 - 120	4.07		4.0700	+/-1.0	*

Form 2

SURROGATE STANDARD RECOVERY AND RT SUMMARY

EPA 8260B-SIM

Laboratory:	TestAmerica Irvine	SDG:	9I02192
Client:	TestAmerica North Canton	Project:	MSA Groundwater Sampling
Sequence:	IH91901	Instrument:	GCMS45
Matrix:	Water	Calibration:	I9H1901

Surrogate Compound	Spike Level ug/l	% Recovery	Recovery Limits	RT	Calibration Mean RT	RT Diff	RT Diff Limit	Q
Secondary Cal Check (IH91901-SCV1)			Lab File ID: V0819001.D		Analyzed: 08/19/09 11:44			
Dibromofluoromethane	1.00	89	0 - 200	4.07	4.09	-0.0200	+/-1.0	

Form 2
SURROGATE STANDARD RECOVERY AND RT SUMMARY
EPA 8260B-SIM

Laboratory:	TestAmerica Irvine	SDG:	9I02192
Client:	TestAmerica North Canton	Project:	MSA Groundwater Sampling
Sequence:	II92804	Instrument:	GCMS45
Matrix:	Water	Calibration:	I9H1901

Surrogate Compound	Spike Level ug/l	% Recovery	Recovery Limits	RT	Calibration Mean RT	RT Diff	RT Diff Limit	Q
Blank (9I27007-BLK1)			Lab File ID: VBLK01.D		Analyzed: 09/14/09 10:26			
Dibromofluoromethane	1.00	81	80 - 120	4.07	4.09	-0.0200	+/-1.0	
LCS (9I27007-BS1)			Lab File ID: V0914001.D		Analyzed: 09/14/09 10:55			
Dibromofluoromethane	1.00	84	80 - 120	4.07	4.09	-0.0200	+/-1.0	
Matrix Spike (9I27007-MS1)			Lab File ID: V0914003.D		Analyzed: 09/14/09 11:53			
Dibromofluoromethane	1.00	94	80 - 120	4.07	4.09	-0.0200	+/-1.0	
Matrix Spike Dup (9I27007-MSD1)			Lab File ID: V0914004.D		Analyzed: 09/14/09 12:22			
Dibromofluoromethane	1.00	95	80 - 120	4.07	4.09	-0.0200	+/-1.0	
Calibration Check (II92804-CCV1)			Lab File ID: DIOX010.D		Analyzed: 09/14/09 09:57			
Dibromofluoromethane	1.00	82	0 - 200	4.07	4.09	-0.0200	+/-1.0	
MSA-MW18S-090109 (ISI0872-05)			Lab File ID: V0914005.D		Analyzed: 09/14/09 12:51			
Dibromofluoromethane	1.00	92	80 - 120	4.07	4.09	-0.0200	+/-1.0	
MSA-MW18I-090109 (ISI0872-06)			Lab File ID: V0914006.D		Analyzed: 09/14/09 13:20			
Dibromofluoromethane	1.00	94	80 - 120	4.07	4.09	-0.0200	+/-1.0	
MSA-MW19I-090109 (ISI0872-07)			Lab File ID: V0914007.D		Analyzed: 09/14/09 13:49			
Dibromofluoromethane	1.00	89	80 - 120	4.07	4.09	-0.0200	+/-1.0	
MSA-DMW4I-090109 (ISI0872-08)			Lab File ID: V0914008.D		Analyzed: 09/14/09 14:18			
Dibromofluoromethane	1.00	96	80 - 120	4.07	4.09	-0.0200	+/-1.0	
MSA-DMW2S-090109 (ISI0872-09)			Lab File ID: V0914009.D		Analyzed: 09/14/09 14:47			
Dibromofluoromethane	1.00	87	80 - 120	4.07	4.09	-0.0200	+/-1.0	

Form 2

SURROGATE STANDARD RECOVERY AND RT SUMMARY

EPA 8260B-SIM

Laboratory:	TestAmerica Irvine	SDG:	9I02192
Client:	TestAmerica North Canton	Project:	MSA Groundwater Sampling
Sequence:	II92902	Instrument:	GCMS33
Matrix:	Water	Calibration:	I9I2902

Surrogate Compound	Spike Level ug/l	% Recovery	Recovery Limits	RT	Calibration Mean RT	RT Diff	RT Diff Limit	Q
Secondary Cal Check (II92902-SCV1)			Lab File ID: Q0911001.D		Analyzed: 09/11/09 09:22			
Dibromofluoromethane	1.00	111	0 - 200	6.46	6.46	0.0000	+/-1.0	

Form 2
SURROGATE STANDARD RECOVERY AND RT SUMMARY
EPA 8260B-SIM

Laboratory:	TestAmerica Irvine	SDG:	9I02192
Client:	TestAmerica North Canton	Project:	MSA Groundwater Sampling
Sequence:	II92905	Instrument:	GCMS33
Matrix:	Water	Calibration:	I9I2902

Surrogate Compound	Spike Level ug/l	% Recovery	Recovery Limits	RT	Calibration Mean RT	RT Diff	RT Diff Limit	Q
Blank (9I11024-BLK1)			Lab File ID: VBLK02.D		Analyzed: 09/11/09 08:51			
Dibromofluoromethane	1.00	106	80 - 120	6.46	6.46	0.0000	+/-1.0	
LCS (9I11024-BS1)			Lab File ID: Q0911001.D		Analyzed: 09/11/09 09:22			
Dibromofluoromethane	1.00	111	80 - 120	6.46	6.46	0.0000	+/-1.0	
Matrix Spike (9I11024-MS1)			Lab File ID: Q0911006.D		Analyzed: 09/11/09 12:00			
Dibromofluoromethane	1.00	108	80 - 120	6.46	6.46	0.0000	+/-1.0	
Matrix Spike Dup (9I11024-MSD1)			Lab File ID: Q0911007.D		Analyzed: 09/11/09 12:31			
Dibromofluoromethane	1.00	110	80 - 120	6.46	6.46	0.0000	+/-1.0	
Calibration Check (II92905-CCV1)			Lab File ID: DIOX010.D		Analyzed: 09/11/09 08:19			
Dibromofluoromethane	1.00	104	0 - 200	6.46	6.46	0.0000	+/-1.0	
MSA-MW30D-090109 (ISI0872-01)			Lab File ID: Q0911010.D		Analyzed: 09/11/09 14:06			
Dibromofluoromethane	1.00	109	80 - 120	6.46	6.46	0.0000	+/-1.0	
MSA-MW24S-090109 (ISI0872-02)			Lab File ID: Q0911011.D		Analyzed: 09/11/09 14:38			
Dibromofluoromethane	1.00	108	80 - 120	6.46	6.46	0.0000	+/-1.0	
MSA-MW24I-090109 (ISI0872-03)			Lab File ID: Q0911012.D		Analyzed: 09/11/09 15:09			
Dibromofluoromethane	1.00	111	80 - 120	6.46	6.46	0.0000	+/-1.0	
MSA-MW19D-090109 (ISI0872-04)			Lab File ID: Q0911013.D		Analyzed: 09/11/09 15:41			
Dibromofluoromethane	1.00	110	80 - 120	6.46	6.46	0.0000	+/-1.0	

Form 2
SURROGATE STANDARD RECOVERY AND RT SUMMARY
EPA 8260B-SIM

Laboratory:	TestAmerica Irvine	SDG:	9I02192
Client:	TestAmerica North Canton	Project:	MSA Groundwater Sampling
Sequence:		Instrument:	
Matrix:	Water	Calibration:	

Surrogate Compound	Spike Level ug/l	% Recovery	Recovery Limits	RT	Calibration Mean RT	RT Diff	RT Diff Limit	Q
Blank (9I11017-BLK1)			Lab File ID: VBLK01.D		Analyzed: 09/11/09 08:45			
Dibromofluoromethane	1.00	102	80 - 120	4.07		4.0700	+/-1.0	*
LCS (9I11017-BS1)			Lab File ID: V0911001.D		Analyzed: 09/11/09 09:14			
Dibromofluoromethane	1.00	100	80 - 120	4.07		4.0700	+/-1.0	*
Matrix Spike (9I11017-MS1)			Lab File ID: V0911003.D		Analyzed: 09/11/09 10:12			
Dibromofluoromethane	1.00	98	80 - 120	4.07		4.0700	+/-1.0	*
Matrix Spike Dup (9I11017-MSD1)			Lab File ID: V0911004.D		Analyzed: 09/11/09 10:41			
Dibromofluoromethane	1.00	99	80 - 120	4.07		4.0700	+/-1.0	*

Form 2
SURROGATE STANDARD RECOVERY AND RT SUMMARY
EPA 8260B-SIM

Laboratory:	TestAmerica Irvine	SDG:	9I02192
Client:	TestAmerica North Canton	Project:	MSA Groundwater Sampling
Sequence:		Instrument:	gcms45
Matrix:	Water	Calibration:	

Surrogate Compound	Spike Level ug/l	% Recovery	Recovery Limits	RT	Calibration Mean RT	RT Diff	RT Diff Limit	Q
MSA-DMW9I-090209 (ISI0876-01)			Lab File ID: V0911015.D		Analyzed: 09/11/09 16:05			
Dibromofluoromethane	1.00	85	80 - 120	4.07		4.0700	+/-1.0	*
MSA-DMW9D-090209 (ISI0876-02)			Lab File ID: V0911016.D		Analyzed: 09/11/09 16:34			
Dibromofluoromethane	1.00	86	80 - 120	4.07		4.0700	+/-1.0	*
MSA-DMW8S-090209 (ISI0876-03)			Lab File ID: V0911010.D		Analyzed: 09/11/09 13:35			
Dibromofluoromethane	1.00	97	80 - 120	4.07		4.0700	+/-1.0	*
MSA-DMW9S-090209 (ISI0876-04)			Lab File ID: V0911017.D		Analyzed: 09/11/09 17:03			
Dibromofluoromethane	1.00	83	80 - 120	4.07		4.0700	+/-1.0	*
MSA-DMW8I-090209 (ISI0876-05)			Lab File ID: V0911018.D		Analyzed: 09/11/09 17:32			
Dibromofluoromethane	1.00	84	80 - 120	4.07		4.0700	+/-1.0	*
MSA-DMW8D-090209 (ISI0876-06)			Lab File ID: V0911019.D		Analyzed: 09/11/09 18:01			
Dibromofluoromethane	1.00	83	80 - 120	4.07		4.0700	+/-1.0	*

Form 2
SURROGATE STANDARD RECOVERY AND RT SUMMARY
EPA 8260B-SIM

Laboratory:	TestAmerica Irvine	SDG:	9I02192
Client:	TestAmerica North Canton	Project:	MSA Groundwater Sampling
Sequence:	II91402	Instrument:	GCMS45
Matrix:	Water	Calibration:	I9H1901

Surrogate Compound	Spike Level ug/l	% Recovery	Recovery Limits	RT	Calibration Mean RT	RT Diff	RT Diff Limit	Q
Blank (9I11018-BLK1)			Lab File ID: VBLK01.D		Analyzed: 09/11/09 08:45			
Dibromofluoromethane	1.00	102	80 - 120	4.07	4.09	-0.0200	+/-1.0	
LCS (9I11018-BS1)			Lab File ID: V0911001.D		Analyzed: 09/11/09 09:14			
Dibromofluoromethane	1.00	100	80 - 120	4.07	4.09	-0.0200	+/-1.0	
Matrix Spike (9I11018-MS1)			Lab File ID: V0911003.D		Analyzed: 09/11/09 10:12			
Dibromofluoromethane	1.00	98	80 - 120	4.07	4.09	-0.0200	+/-1.0	
Matrix Spike Dup (9I11018-MSD1)			Lab File ID: V0911004.D		Analyzed: 09/11/09 10:41			
Dibromofluoromethane	1.00	99	80 - 120	4.07	4.09	-0.0200	+/-1.0	
Calibration Check (II91402-CCV1)			Lab File ID: DIOX010.D		Analyzed: 09/11/09 08:16			
Dibromofluoromethane	1.00	95	0 - 200	4.07	4.09	-0.0200	+/-1.0	
MSA-DMW9I-090209 (ISI0876-01)			Lab File ID: V0911015.D		Analyzed: 09/11/09 16:05			
Dibromofluoromethane	1.00	85	80 - 120	4.07	4.09	-0.0200	+/-1.0	
MSA-DMW9D-090209 (ISI0876-02)			Lab File ID: V0911016.D		Analyzed: 09/11/09 16:34			
Dibromofluoromethane	1.00	86	80 - 120	4.07	4.09	-0.0200	+/-1.0	
MSA-DMW8S-090209 (ISI0876-03)			Lab File ID: V0911010.D		Analyzed: 09/11/09 13:35			
Dibromofluoromethane	1.00	97	80 - 120	4.07	4.09	-0.0200	+/-1.0	
MSA-DMW9S-090209 (ISI0876-04)			Lab File ID: V0911017.D		Analyzed: 09/11/09 17:03			
Dibromofluoromethane	1.00	83	80 - 120	4.07	4.09	-0.0200	+/-1.0	
MSA-DMW8I-090209 (ISI0876-05)			Lab File ID: V0911018.D		Analyzed: 09/11/09 17:32			
Dibromofluoromethane	1.00	84	80 - 120	4.07	4.09	-0.0200	+/-1.0	
MSA-DMW8D-090209 (ISI0876-06)			Lab File ID: V0911019.D		Analyzed: 09/11/09 18:01			
Dibromofluoromethane	1.00	83	80 - 120	4.07	4.09	-0.0200	+/-1.0	

Form 3

MATRIX SPIKE / MATRIX SPIKE DUPLICATE RECOVERY

EPA 8260B-SIM

MSA-MW30D-090109

Laboratory:	TestAmerica Irvine	SDG:	9I02192
Client:	TestAmerica North Canton	Project:	MSA Groundwater Sampling
Matrix:	Water	Spike standard:	9090033
Batch:	9I11016	Laboratory ID:	9I11016-MS1
Preparation:	EPA 5030B GCMS	Initial/Final:	10 ml / 10 ml

Source Sample Name: MSA-MW30D-090109

COMPOUND	SPIKE ADDED (ug/l)	SAMPLE CONCENTRATION (ug/l)	MS CONCENTRATION (ug/l)	MS % REC. #	QC LIMITS REC.
1,4-Dioxane	10.0	ND	12.8	128	70 - 130

COMPOUND	SPIKE ADDED (ug/l)	MSD CONCENTRATION (ug/l)	MSD % REC. #	% RPD #	QC LIMITS RPD	QC LIMITS REC.
1,4-Dioxane	10.0	10.8	108	17	30	70 - 130

Column to be used to flag recovery and RPD values with an asterisk

* Values outside of QC limits

Form 3

MATRIX SPIKE / MATRIX SPIKE DUPLICATE RECOVERY

EPA 8260B-SIM

Matrix Spike

Laboratory:	TestAmerica Irvine	SDG:	9I02192
Client:	TestAmerica North Canton	Project:	MSA Groundwater Sampling
Matrix:	Water	Spike standard:	9090033
Batch:	9I14020	Laboratory ID:	9I14020-MS1
Preparation:	EPA 5030B GCMS	Initial/Final:	10 ml / 10 ml

Source Sample Name: Matrix Spike

COMPOUND	SPIKE ADDED (ug/l)	SAMPLE CONCENTRATION (ug/l)	MS CONCENTRATION (ug/l)	MS % REC. #	QC LIMITS REC.
1,4-Dioxane	10.0	5.81	15.0	92	70 - 130

COMPOUND	SPIKE ADDED (ug/l)	MSD CONCENTRATION (ug/l)	MSD % REC. #	% RPD #	QC LIMITS RPD	QC LIMITS REC.
1,4-Dioxane	10.0	14.6	88	2	30	70 - 130

Column to be used to flag recovery and RPD values with an asterisk

* Values outside of QC limits

Form 3

MATRIX SPIKE / MATRIX SPIKE DUPLICATE RECOVERY

EPA 8260B-SIM

Matrix Spike

Laboratory:	TestAmerica Irvine	SDG:	9I02192
Client:	TestAmerica North Canton	Project:	MSA Groundwater Sampling
Matrix:	Water	Spike standard:	9090033
Batch:	9I11017	Laboratory ID:	9I11017-MS1
Preparation:	EPA 5030B GCMS	Initial/Final:	10 ml / 10 ml

Source Sample Name: Matrix Spike

COMPOUND	SPIKE ADDED (ug/l)	SAMPLE CONCENTRATION (ug/l)	MS CONCENTRATION (ug/l)	MS % REC. #	QC LIMITS REC.
1,4-Dioxane	10.0	4.30	14.2	99	70 - 130

COMPOUND	SPIKE ADDED (ug/l)	MSD CONCENTRATION (ug/l)	MSD % REC. #	% RPD #	QC LIMITS RPD	QC LIMITS REC.
1,4-Dioxane	10.0	13.2	90	7	30	70 - 130

Column to be used to flag recovery and RPD values with an asterisk

* Values outside of QC limits

Form 3

LCS / LCS DUPLICATE RECOVERY

EPA 8260B-SIM

Laboratory:	TestAmerica Irvine	SDG:	9I02192
Client:	TestAmerica North Canton	Project:	MSA Groundwater Sampling
Matrix:	Water	Spike standard:	9090033
Batch:	9I11016	Laboratory ID:	9I11016-BS1
Preparation:	EPA 5030B GCMS	Initial/Final:	10 ml / 10 ml

COMPOUND	SPIKE ADDED (ug/l)	LCS CONCENTRATION (ug/l)	LCS % REC. #	QC LIMITS REC.
1,4-Dioxane	10.0	10.3	103	70 - 125

Column to be used to flag recovery and RPD values with an asterisk

* Values outside of QC limits

Form 3

LCS / LCS DUPLICATE RECOVERY

EPA 8260B-SIM

Laboratory:	TestAmerica Irvine	SDG:	9I02192
Client:	TestAmerica North Canton	Project:	MSA Groundwater Sampling
Matrix:	Water	Spike standard:	9090033
Batch:	9I14020	Laboratory ID:	9I14020-BS1
Preparation:	EPA 5030B GCMS	Initial/Final:	10 ml / 10 ml

COMPOUND	SPIKE ADDED (ug/l)	LCS CONCENTRATION (ug/l)	LCS % REC. #	QC LIMITS REC.
1,4-Dioxane	10.0	8.94	89	70 - 125

Column to be used to flag recovery and RPD values with an asterisk

* Values outside of QC limits

Form 3

LCS / LCS DUPLICATE RECOVERY

EPA 8260B-SIM

Laboratory:	TestAmerica Irvine	SDG:	9I02192
Client:	TestAmerica North Canton	Project:	MSA Groundwater Sampling
Matrix:	Water	Spike standard:	9090033
Batch:	9I11017	Laboratory ID:	9I11017-BS1
Preparation:	EPA 5030B GCMS	Initial/Final:	10 ml / 10 ml

COMPOUND	SPIKE ADDED (ug/l)	LCS CONCENTRATION (ug/l)	LCS % REC. #	QC LIMITS REC.
1,4-Dioxane	10.0	8.80	88	70 - 125

Column to be used to flag recovery and RPD values with an asterisk

* Values outside of QC limits

Form 8

INTERNAL STANDARD AREA AND RT SUMMARY

EPA 8260B-SIM

Laboratory:	TestAmerica Irvine	SDG:	9I02192
Client:	TestAmerica North Canton	Project:	MSA Groundwater Sampling
Sequence:	II92902	Instrument:	GCMS33
Matrix:	Water	Calibration:	I9I2902

Internal Standard	Response	RT	Reference Response	Reference RT	Area %	Area % Limits	RT Diff	RT Diff Limit	Q
Cal Standard (II92902-CAL1)			Lab File ID: daprtmth-002			Analyzed: 09/03/09 13:46			
1,4-Dioxane-d8 (IS)	12216	7.95	12519	7.95	98	50 - 200	0.0000	+/-0.50	
Pentafluorobenzene	98380	6.68	95919	6.68	103	50 - 200	0.0000	+/-0.50	
Cal Standard (II92902-CAL2)			Lab File ID: daprtmth-003			Analyzed: 09/03/09 14:18			
1,4-Dioxane-d8 (IS)	12519	7.95	12519	7.95	100	50 - 200	0.0000	+/-0.50	
Pentafluorobenzene	95919	6.68	95919	6.68	100	50 - 200	0.0000	+/-0.50	
Cal Standard (II92902-CAL3)			Lab File ID: daprtmth-004			Analyzed: 09/03/09 14:49			
1,4-Dioxane-d8 (IS)	13801	7.95	12519	7.95	110	50 - 200	0.0000	+/-0.50	
Pentafluorobenzene	100664	6.68	95919	6.68	105	50 - 200	0.0000	+/-0.50	
Cal Standard (II92902-CAL4)			Lab File ID: daprtmth-005			Analyzed: 09/03/09 15:21			
1,4-Dioxane-d8 (IS)	10657	7.95	12519	7.95	85	50 - 200	0.0000	+/-0.50	
Pentafluorobenzene	99202	6.68	95919	6.68	103	50 - 200	0.0000	+/-0.50	
Cal Standard (II92902-CAL5)			Lab File ID: daprtmth-006			Analyzed: 09/03/09 15:52			
1,4-Dioxane-d8 (IS)	9413	7.95	12519	7.95	75	50 - 200	0.0000	+/-0.50	
Pentafluorobenzene	99654	6.68	95919	6.68	104	50 - 200	0.0000	+/-0.50	
Secondary Cal Check (II92902-SCV1)			Lab File ID: Q0911001.D			Analyzed: 09/11/09 09:22			
1,4-Dioxane-d8 (IS)	10857	7.96	12519	7.95	87	50 - 200	0.0100	+/-0.50	
Pentafluorobenzene	92466	6.69	95919	6.68	96	50 - 200	0.0100	+/-0.50	

Form 8

INTERNAL STANDARD AREA AND RT SUMMARY

EPA 8260B-SIM

Laboratory:	TestAmerica Irvine	SDG:	9I02192
Client:	TestAmerica North Canton	Project:	MSA Groundwater Sampling
Sequence:	II92905	Instrument:	GCMS33
Matrix:	Water	Calibration:	I9I2902

Internal Standard	Response	RT	Reference Response	Reference RT	Area %	Area % Limits	RT Diff	RT Diff Limit	Q
Calibration Check (II92905-CCV1)			Lab File ID: DIOX010.D			Analyzed: 09/11/09 08:19			
1,4-Dioxane-d8 (IS)	11633	7.96				50 - 200		+/-0.50	
Pentafluorobenzene	94357	6.69				50 - 200		+/-0.50	
Blank (9I11024-BLK1)			Lab File ID: VBLK02.D			Analyzed: 09/11/09 08:51			
1,4-Dioxane-d8 (IS)	12070	7.96	11633	7.96	104	50 - 200	0.0000	+/-0.50	
Pentafluorobenzene	87465	6.69	94357	6.69	93	50 - 200	0.0000	+/-0.50	
LCS (9I11024-BS1)			Lab File ID: Q0911001.D			Analyzed: 09/11/09 09:22			
1,4-Dioxane-d8 (IS)	10857	7.96	11633	7.96	93	50 - 200	0.0000	+/-0.50	
Pentafluorobenzene	92466	6.69	94357	6.69	98	50 - 200	0.0000	+/-0.50	
Matrix Spike (9I11024-MS1)			Lab File ID: Q0911006.D			Analyzed: 09/11/09 12:00			
1,4-Dioxane-d8 (IS)	7341	7.96	11633	7.96	63	50 - 200	0.0000	+/-0.50	
Pentafluorobenzene	69895	6.69	94357	6.69	74	50 - 200	0.0000	+/-0.50	
Matrix Spike Dup (9I11024-MSD1)			Lab File ID: Q0911007.D			Analyzed: 09/11/09 12:31			
1,4-Dioxane-d8 (IS)	7745	7.96	11633	7.96	67	50 - 200	0.0000	+/-0.50	
Pentafluorobenzene	72311	6.69	94357	6.69	77	50 - 200	0.0000	+/-0.50	
MSA-MW30D-090109 (ISI0872-01)			Lab File ID: Q0911010.D			Analyzed: 09/11/09 14:06			
1,4-Dioxane-d8 (IS)	8661	7.96	11633	7.96	74	50 - 200	0.0000	+/-0.50	
Pentafluorobenzene	68457	6.69	94357	6.69	73	50 - 200	0.0000	+/-0.50	
MSA-MW24S-090109 (ISI0872-02)			Lab File ID: Q0911011.D			Analyzed: 09/11/09 14:38			
1,4-Dioxane-d8 (IS)	9033	7.96	11633	7.96	78	50 - 200	0.0000	+/-0.50	
Pentafluorobenzene	67226	6.69	94357	6.69	71	50 - 200	0.0000	+/-0.50	
MSA-MW24I-090109 (ISI0872-03)			Lab File ID: Q0911012.D			Analyzed: 09/11/09 15:09			
1,4-Dioxane-d8 (IS)	8708	7.96	11633	7.96	75	50 - 200	0.0000	+/-0.50	
Pentafluorobenzene	68914	6.69	94357	6.69	73	50 - 200	0.0000	+/-0.50	
MSA-MW19D-090109 (ISI0872-04)			Lab File ID: Q0911013.D			Analyzed: 09/11/09 15:41			
1,4-Dioxane-d8 (IS)	8514	7.96	11633	7.96	73	50 - 200	0.0000	+/-0.50	
Pentafluorobenzene	60079	6.69	94357	6.69	64	50 - 200	0.0000	+/-0.50	

Form 8

INTERNAL STANDARD AREA AND RT SUMMARY

EPA 8260B-SIM

Laboratory:	TestAmerica Irvine	SDG:	9I02192
Client:	TestAmerica North Canton	Project:	MSA Groundwater Sampling
Sequence:	IH91901	Instrument:	GCMS45
Matrix:	Water	Calibration:	I9H1901

Internal Standard	Response	RT	Reference Response	Reference RT	Area %	Area % Limits	RT Diff	RT Diff Limit	Q
Cal Standard (IH91901-CAL1)			Lab File ID: daprtmth-001			Analyzed: 08/17/09 14:21			
1,4-Dioxane-d8 (IS)	11493	5.74	12308	5.74	93	50 - 200	0.0000	+/-0.50	
Pentafluorobenzene	108363	4.54	109369	4.54	99	50 - 200	0.0000	+/-0.50	
Cal Standard (IH91901-CAL2)			Lab File ID: daprtmth-002			Analyzed: 08/17/09 14:50			
1,4-Dioxane-d8 (IS)	10287	5.74	12308	5.74	84	50 - 200	0.0000	+/-0.50	
Pentafluorobenzene	112734	4.54	109369	4.54	103	50 - 200	0.0000	+/-0.50	
Cal Standard (IH91901-CAL3)			Lab File ID: daprtmth-003			Analyzed: 08/17/09 15:19			
1,4-Dioxane-d8 (IS)	11665	5.74	12308	5.74	95	50 - 200	0.0000	+/-0.50	
Pentafluorobenzene	88735	4.54	109369	4.54	81	50 - 200	0.0000	+/-0.50	
Cal Standard (IH91901-CAL4)			Lab File ID: daprtmth-004			Analyzed: 08/17/09 15:48			
1,4-Dioxane-d8 (IS)	12308	5.74	12308	5.74	100	50 - 200	0.0000	+/-0.50	
Pentafluorobenzene	109369	4.54	109369	4.54	100	50 - 200	0.0000	+/-0.50	
Cal Standard (IH91901-CAL5)			Lab File ID: daprtmth-005			Analyzed: 08/17/09 16:17			
1,4-Dioxane-d8 (IS)	12239	5.74	12308	5.74	99	50 - 200	0.0000	+/-0.50	
Pentafluorobenzene	101073	4.54	109369	4.54	92	50 - 200	0.0000	+/-0.50	
Cal Standard (IH91901-CAL6)			Lab File ID: daprtmth-006			Analyzed: 08/17/09 16:46			
1,4-Dioxane-d8 (IS)	10438	5.74	12308	5.74	85	50 - 200	0.0000	+/-0.50	
Pentafluorobenzene	114638	4.54	109369	4.54	105	50 - 200	0.0000	+/-0.50	
Cal Standard (IH91901-CAL7)			Lab File ID: daprtmth-007			Analyzed: 08/17/09 17:15			
1,4-Dioxane-d8 (IS)	10121	5.74	12308	5.74	82	50 - 200	0.0000	+/-0.50	
Pentafluorobenzene	90227	4.54	109369	4.54	82	50 - 200	0.0000	+/-0.50	
Cal Standard (IH91901-CAL8)			Lab File ID: daprtmth-008			Analyzed: 08/17/09 17:44			
1,4-Dioxane-d8 (IS)	11345	5.74	12308	5.74	92	50 - 200	0.0000	+/-0.50	
Pentafluorobenzene	105390	4.54	109369	4.54	96	50 - 200	0.0000	+/-0.50	
Secondary Cal Check (IH91901-SCV1)			Lab File ID: V0819001.D			Analyzed: 08/19/09 11:44			
1,4-Dioxane-d8 (IS)	11038	5.73	12308	5.74	90	50 - 200	-0.0100	+/-0.50	
Pentafluorobenzene	115069	4.52	109369	4.54	105	50 - 200	-0.0200	+/-0.50	

Form 8

INTERNAL STANDARD AREA AND RT SUMMARY

EPA 8260B-SIM

Laboratory:	TestAmerica Irvine	SDG:	9I02192
Client:	TestAmerica North Canton	Project:	MSA Groundwater Sampling
Sequence:	II92804	Instrument:	GCMS45
Matrix:	Water	Calibration:	I9H1901

Internal Standard	Response	RT	Reference Response	Reference RT	Area %	Area % Limits	RT Diff	RT Diff Limit	Q
Calibration Check (II92804-CCV1)			Lab File ID: DIOX010.D			Analyzed: 09/14/09 09:57			
1,4-Dioxane-d8 (IS)	17949	5.73				50 - 200		+/-0.50	
Pentafluorobenzene	151096	4.52				50 - 200		+/-0.50	
Blank (9I27007-BLK1)			Lab File ID: VBLK01.D			Analyzed: 09/14/09 10:26			
1,4-Dioxane-d8 (IS)	16500	5.73	17949	5.73	92	50 - 200	0.0000	+/-0.50	
Pentafluorobenzene	158629	4.52	151096	4.52	105	50 - 200	0.0000	+/-0.50	
LCS (9I27007-BS1)			Lab File ID: V0914001.D			Analyzed: 09/14/09 10:55			
1,4-Dioxane-d8 (IS)	19502	5.73	17949	5.73	109	50 - 200	0.0000	+/-0.50	
Pentafluorobenzene	156327	4.52	151096	4.52	103	50 - 200	0.0000	+/-0.50	
Matrix Spike (9I27007-MS1)			Lab File ID: V0914003.D			Analyzed: 09/14/09 11:53			
1,4-Dioxane-d8 (IS)	17239	5.73	17949	5.73	96	50 - 200	0.0000	+/-0.50	
Pentafluorobenzene	142856	4.52	151096	4.52	95	50 - 200	0.0000	+/-0.50	
Matrix Spike Dup (9I27007-MSD1)			Lab File ID: V0914004.D			Analyzed: 09/14/09 12:22			
1,4-Dioxane-d8 (IS)	18228	5.73	17949	5.73	102	50 - 200	0.0000	+/-0.50	
Pentafluorobenzene	148961	4.52	151096	4.52	99	50 - 200	0.0000	+/-0.50	
MSA-MW18S-090109 (ISI0872-05)			Lab File ID: V0914005.D			Analyzed: 09/14/09 12:51			
1,4-Dioxane-d8 (IS)	17674	5.73	17949	5.73	98	50 - 200	0.0000	+/-0.50	
Pentafluorobenzene	153723	4.52	151096	4.52	102	50 - 200	0.0000	+/-0.50	
MSA-MW18I-090109 (ISI0872-06)			Lab File ID: V0914006.D			Analyzed: 09/14/09 13:20			
1,4-Dioxane-d8 (IS)	18594	5.73	17949	5.73	104	50 - 200	0.0000	+/-0.50	
Pentafluorobenzene	152070	4.52	151096	4.52	101	50 - 200	0.0000	+/-0.50	
MSA-MW19I-090109 (ISI0872-07)			Lab File ID: V0914007.D			Analyzed: 09/14/09 13:49			
1,4-Dioxane-d8 (IS)	19502	5.73	17949	5.73	109	50 - 200	0.0000	+/-0.50	
Pentafluorobenzene	157407	4.52	151096	4.52	104	50 - 200	0.0000	+/-0.50	
MSA-DMW4I-090109 (ISI0872-08)			Lab File ID: V0914008.D			Analyzed: 09/14/09 14:18			
1,4-Dioxane-d8 (IS)	17705	5.73	17949	5.73	99	50 - 200	0.0000	+/-0.50	
Pentafluorobenzene	145352	4.52	151096	4.52	96	50 - 200	0.0000	+/-0.50	
MSA-DMW2S-090109 (ISI0872-09)			Lab File ID: V0914009.D			Analyzed: 09/14/09 14:47			
1,4-Dioxane-d8 (IS)	16281	5.73	17949	5.73	91	50 - 200	0.0000	+/-0.50	
Pentafluorobenzene	154419	4.52	151096	4.52	102	50 - 200	0.0000	+/-0.50	

Form 8

INTERNAL STANDARD AREA AND RT SUMMARY

EPA 8260B-SIM

Laboratory:	TestAmerica Irvine	SDG:	9I02192
Client:	TestAmerica North Canton	Project:	MSA Groundwater Sampling
Sequence:	II91402	Instrument:	GCMS45
Matrix:	Water	Calibration:	I9H1901

Internal Standard	Response	RT	Reference Response	Reference RT	Area %	Area % Limits	RT Diff	RT Diff Limit	Q
Calibration Check (II91402-CCV1)			Lab File ID: DIOX010.D			Analyzed: 09/11/09 08:16			
1,4-Dioxane-d8 (IS)	8013	5.73				50 - 200		+/-0.50	
Pentafluorobenzene	72673	4.52				50 - 200		+/-0.50	
Blank (9I11018-BLK1)			Lab File ID: VBLK01.D			Analyzed: 09/11/09 08:45			
1,4-Dioxane-d8 (IS)	7112	5.73	8013	5.73	89	50 - 200	0.0000	+/-0.50	
Pentafluorobenzene	70125	4.52	72673	4.52	96	50 - 200	0.0000	+/-0.50	
LCS (9I11018-BS1)			Lab File ID: V0911001.D			Analyzed: 09/11/09 09:14			
1,4-Dioxane-d8 (IS)	6408	5.73	8013	5.73	80	50 - 200	0.0000	+/-0.50	
Pentafluorobenzene	71077	4.52	72673	4.52	98	50 - 200	0.0000	+/-0.50	
Matrix Spike (9I11018-MS1)			Lab File ID: V0911003.D			Analyzed: 09/11/09 10:12			
1,4-Dioxane-d8 (IS)	6408	5.73	8013	5.73	80	50 - 200	0.0000	+/-0.50	
Pentafluorobenzene	60355	4.52	72673	4.52	83	50 - 200	0.0000	+/-0.50	
Matrix Spike Dup (9I11018-MSD1)			Lab File ID: V0911004.D			Analyzed: 09/11/09 10:41			
1,4-Dioxane-d8 (IS)	7248	5.73	8013	5.73	90	50 - 200	0.0000	+/-0.50	
Pentafluorobenzene	67958	4.52	72673	4.52	94	50 - 200	0.0000	+/-0.50	
MSA-DMW8S-090209 (ISI0876-03)			Lab File ID: V0911010.D			Analyzed: 09/11/09 13:35			
1,4-Dioxane-d8 (IS)	7391	5.73	8013	5.73	92	50 - 200	0.0000	+/-0.50	
Pentafluorobenzene	63713	4.52	72673	4.52	88	50 - 200	0.0000	+/-0.50	
MSA-DMW9I-090209 (ISI0876-01)			Lab File ID: V0911015.D			Analyzed: 09/11/09 16:05			
1,4-Dioxane-d8 (IS)	8295	5.73	8013	5.73	104	50 - 200	0.0000	+/-0.50	
Pentafluorobenzene	75568	4.52	72673	4.52	104	50 - 200	0.0000	+/-0.50	
MSA-DMW9D-090209 (ISI0876-02)			Lab File ID: V0911016.D			Analyzed: 09/11/09 16:34			
1,4-Dioxane-d8 (IS)	8857	5.73	8013	5.73	111	50 - 200	0.0000	+/-0.50	
Pentafluorobenzene	75860	4.52	72673	4.52	104	50 - 200	0.0000	+/-0.50	
MSA-DMW9S-090209 (ISI0876-04)			Lab File ID: V0911017.D			Analyzed: 09/11/09 17:03			
1,4-Dioxane-d8 (IS)	7580	5.73	8013	5.73	95	50 - 200	0.0000	+/-0.50	
Pentafluorobenzene	81931	4.52	72673	4.52	113	50 - 200	0.0000	+/-0.50	
MSA-DMW8I-090209 (ISI0876-05)			Lab File ID: V0911018.D			Analyzed: 09/11/09 17:32			
1,4-Dioxane-d8 (IS)	9361	5.73	8013	5.73	117	50 - 200	0.0000	+/-0.50	
Pentafluorobenzene	77188	4.52	72673	4.52	106	50 - 200	0.0000	+/-0.50	
MSA-DMW8D-090209 (ISI0876-06)			Lab File ID: V0911019.D			Analyzed: 09/11/09 18:01			
1,4-Dioxane-d8 (IS)	10026	5.73	8013	5.73	125	50 - 200	0.0000	+/-0.50	
Pentafluorobenzene	74554	4.52	72673	4.52	103	50 - 200	0.0000	+/-0.50	

Report Date : 06-Jul-2009 16:18

TestAmerica North Canton

INITIAL CALIBRATION DATA

Start Cal Date : 06-JUL-2009 11:12
End Cal Date : 06-JUL-2009 14:42
Quant Method : ESTD
Target Version : 4.14
Integrator : Falcon
Method file : \\cansvr11\dd\chem\GCV\afid.i\A90706.b\A8015B.m
Last Edit : 06-Jul-2009 15:15 fausnigb

Calibration File Names:
Level 1: \\cansvr11\dd\chem\GCV\afid.i\A90706.b\AF070603.D
Level 2: \\cansvr11\dd\chem\GCV\afid.i\A90706.b\AF070604.D
Level 3: \\cansvr11\dd\chem\GCV\afid.i\A90706.b\AF070605.D
Level 4: \\cansvr11\dd\chem\GCV\afid.i\A90706.b\AF070606.D
Level 5: \\cansvr11\dd\chem\GCV\afid.i\A90706.b\AF070607.D
Level 6: \\cansvr11\dd\chem\GCV\afid.i\A90706.b\AF070608.D
Level 7: \\cansvr11\dd\chem\GCV\afid.i\A90706.b\AF070609.D

Compound	250.0000 Level 1	500.0000 Level 2	1000.0000 Level 3	2000.0000 Level 4	4000.0000 Level 5	5000.0000 Level 6	8000.0000 Level 7	Curve	Coefficients b	m1	m2	%RSD or R^2	
1 2-Methyl Pentane	+++++	+++++	+++++	+++++	+++++	+++++	+++++	QUAD	0.000e+000	0.000e+000	0.000e+000	0.000e+000	<-
S 2 TPH-1	46113	43502	43761	44602	47255	46111	46377	AVRG		45389		3.15852	
3 Fluorobenzene (IS)	4211000	4217874	4588856	5444788	4879706	5229754	+++++	QUAD	50.00000	0.000e+000	0.000e+000	0.000e+000	<-
S 4 TPH-2	36554	33113	37252	37213	42449	39244	37916	AVRG		37677		7.48922	

Report Date : 06-Jul-2009 16:18

TestAmerica North Canton

INITIAL CALIBRATION DATA

Start Cal Date : 06-JUL-2009 11:12
End Cal Date : 06-JUL-2009 14:42
Quant Method : ESTD
Target Version : 4.14
Integrator : Falcon
Method file : \\cansvr11\dd\chem\GCV\afid.i\A90706.b\A8015B.m
Last Edit : 06-Jul-2009 15:15 fausnigb

Compound	250.0000 Level 1	500.0000 Level 2	1000.0000 Level 3	2000.0000 Level 4	4000.0000 Level 5	5000.0000 Level 6	8000.0000 Level 7	Curve	Coefficients b	m1	m2	%RSD or R^2	
S 6 Total TPH	41094	37308	38811	39427	43223	40359	39286						
								AVRG		39929		4.70550	✓
S 7 TPH-3	39341	34909	36596	37208	41336	37669	35968						
								AVRG		37575		5.75497	
8 1,2,4-Trimethylbenzene	+++++	+++++	+++++	+++++	+++++	+++++	+++++						
								QUAD	0.000e+000	0.000e+000	0.000e+000	0.000e+000	<-
9 N-Dodecane	+++++	+++++	+++++	+++++	+++++	+++++	+++++						
								QUAD	0.000e+000	0.000e+000	0.000e+000	0.000e+000	<-
S 5 TFT (Surrogate)	34593	35131	38383	39965	42460	42122	40449						
								AVRG		39015		8.07322	✓

TestAmerica North Canton

INITIAL CALIBRATION DATA

Start Cal Date : 06-JUL-2009 11:12
End Cal Date : 06-JUL-2009 14:42
Quant Method : ESTD
Target Version : 4.14
Integrator : Falcon
Method file : \\cansvr11\dd\chem\GCV\afid.i\A90706.b\A8015B.m
Last Edit : 06-Jul-2009 15:15 fausnigb

Average %RSD Results.
Calculated Average %RSD = 5.83629
Maximun Average %RSD = 20.00000
* Passed Average %RSD Test.

Curve	Formula	Units
Averaged	Amt = Rsp/m1	Response
Quad	Amt = b + m1*Rsp + m2*Rsp^2	Response

TestAmerica North Canton

CONTINUING CALIBRATION COMPOUNDS

Instrument ID: afid.i Injection Date: 04-SEP-2009 10:40
Lab File ID: AF090402.D Init. Cal. Date(s): 06-JUL-2009 06-JUL-2009
Analysis Type: WATER Init. Cal. Times: 11:12 14:42
Lab Sample ID: GAS CAL Quant Type: ESTD
Method: \\cansvr11\dd\chem\GCV\afid.i\A90904.b\A8015B.m

			CCAL	MIN		MAX		
COMPOUND	RRF / AMOUNT	RF1000	RRF1000	RRF	%D / %DRIFT	%D / %DRIFT	CURVE TYPE	
S 6 Total TPH	39929	38412	38412	0.010	3.80160	15.00000	Averaged	
S 2 TPH-1	45389	49148	49148	0.010	-8.28306	15.00000	Averaged	
3 Fluorobenzene (IS)	50.00000	50.00000	88084	0.010	0.000e+000	15.00000	Quadratic	
S 4 TPH-2	37677	37882	37882	0.010	-0.54498	15.00000	Averaged	
S 5 TFT (Surrogate)	39015	28147	28147	0.010	27.85391	15.00000	Averaged	<-
S 7 TPH-3	37575	33131	33131	0.010	11.82673	15.00000	Averaged	

Average %D / Drift Results.

Calculated Average %D/Drift = 10.46206
Maximun Average %D/Drift = 15.00000
* Passed Average %D/Drift Test.

TestAmerica North Canton

CONTINUING CALIBRATION COMPOUNDS

Instrument ID: afid.i Injection Date: 04-SEP-2009 17:12
Lab File ID: AF090413.D Init. Cal. Date(s): 06-JUL-2009 06-JUL-2009
Analysis Type: WATER Init. Cal. Times: 11:12 14:42
Lab Sample ID: GAS CAL Quant Type: ESTD
Method: \\cansvr11\dd\chem\GCV\afid.i\A90904.b\A8015B.m

COMPOUND	RRF / AMOUNT	RF1000	CCAL RRF1000	MIN RRF	%D / %DRIFT	MAX %D / %DRIFT	CURVE TYPE	
S 6 Total TPH	39929	54642	54642	0.010	-36.84611	15.00000	Averaged	<-
S 2 TPH-1	45389	42308	42308	0.010	6.78761	15.00000	Averaged	
3 Fluorobenzene (IS)	50.00000	50.00000	87395	0.010	0.000e+000	15.00000	Quadratic	
S 4 TPH-2	37677	34724	34724	0.010	7.83780	15.00000	Averaged	
S 5 TFT (Surrogate)	39015	28699	28699	0.010	26.44077	15.00000	Averaged	<-
S 7 TPH-3	37575	64129	64129	0.010	-70.66696	15.00000	Averaged	<-

Average %D / Drift Results.

Calculated Average %D/Drift = 29.71585
Maximun Average %D/Drift = 15.00000
* Failed Average %D/Drift Test.

SW846 8015B METHOD BLANK SUMMARY

BLANK WORKORDER NO.: LKFGH1AA

Lab Name: TestAmerica Laboratories, Inc.

Lab Code: TALCAN

SDG Number:9I02192

Lab File ID: AF090407.

Lot Number: A9I020192

Date Analyzed: 09/04/09

Time Analyzed: 13:37

Matrix: WATER

Date Extracted:09/04/09

GC Column: 502.2 ID: .53

Extraction Method: 5030

Instrument ID: A

Level:(low/med) LOW

THIS METHOD BLANK APPLIES TO THE FOLLOWING SAMPLES, LCS, LCSD, MS , MSD:

	CLIENT ID.	SAMPLE WORK ORDER #	LAB FILE ID	DATE ANALYZED	TIME ANALYZED
01	MSA-MW24S-090109	LJ7JC1CQ	AF090409.	09/04/09	14:49
02	CHECK SAMPLE	LKFGH1AC C	AF090403.	09/04/09	11:15
03	DUPLICATE CHECK	LKFGH1AD L	AF090404.	09/04/09	11:50
04					
05					
06					
07					
08					
09					
10					
11					
12					
13					
14					
15					
16					
17					
18					
19					
20					
21					
22					
23					
24					
25					
26					
27					
28					
29					
30					

COMMENTS:

FORM IV

SW846 8015B METHOD BLANK SUMMARY

BLANK WORKORDER NO.: LKFGH1AA

Lab Name: TestAmerica Laboratories, Inc.

Lab Code: TALCAN

SDG Number:9I02192

Lab File ID: AF090407.

Lot Number: A9I030186

Date Analyzed: 09/04/09

Time Analyzed: 13:37

Matrix: WATER

Date Extracted:09/04/09

GC Column: 502.2 ID: .53

Extraction Method: 5030

Instrument ID: A

Level:(low/med) LOW

THIS METHOD BLANK APPLIES TO THE FOLLOWING SAMPLES, LCS, LCSD, MS , MSD:

	CLIENT ID.	SAMPLE WORK ORDER #	LAB FILE ID	DATE ANALYZED	TIME ANALYZED
01	MSA-DMW8S-090209	LJ9N11CN	AF090411.	09/04/09	16:01
02	CHECK SAMPLE	LKFGH1AC C	AF090403.	09/04/09	11:15
03	DUPLICATE CHECK	LKFGH1AD L	AF090404.	09/04/09	11:50
04					
05					
06					
07					
08					
09					
10					
11					
12					
13					
14					
15					
16					
17					
18					
19					
20					
21					
22					
23					
24					
25					
26					
27					
28					
29					
30					

COMMENTS:

METHOD BLANK REPORT

GC Volatiles

Client Lot #...: 9I02192 **Work Order #...:** LKFGH1AA **Matrix.....:** WATER
MB Lot-Sample #: A9I080000-080

Prep Date.....: 09/04/09 **Final Wgt/Vol..:** 5 mL
Analysis Date..: 09/04/09 **Prep Batch #...:** 9251080
Dilution Factor: 1 **Initial Wgt/Vol:** 5 mL

PARAMETER	RESULT	REPORTING LIMIT	UNITS	METHOD
TPH (as Gasoline)	ND	100	ug/L	SW846 8015B

SURROGATE	PERCENT RECOVERY	RECOVERY LIMITS
Trifluorotoluene	119	(10 - 150)

NOTE(S):

Calculations are performed before rounding to avoid round-off errors in calculated results.

TestAmerica North Canton

INITIAL CALIBRATION DATA

Start Cal Date : 07-AUG-2009 10:30
End Cal Date : 07-AUG-2009 13:40
Quant Method : ESTD
Origin : Disabled
Target Version : 4.14
Integrator : Falcon
Method file : \\cansvr11\dd\chem\GCV\ypid.i\Y90807.b\Y8015B.m
Last Edit : 09-Aug-2009 11:23 fausnigb
Curve Type : Average

Calibration File Names:
Level 1: \\cansvr11\dd\chem\GCV\ypid.i\Y90807.b\YF080704.D
Level 2: \\cansvr11\dd\chem\GCV\ypid.i\Y90807.b\YF080705.D
Level 3: \\cansvr11\dd\chem\GCV\ypid.i\Y90807.b\YF080706.D
Level 4: \\cansvr11\dd\chem\GCV\ypid.i\Y90807.b\YF080707.D
Level 5: \\cansvr11\dd\chem\GCV\ypid.i\Y90807.b\YF080708.D
Level 6: \\cansvr11\dd\chem\GCV\ypid.i\Y90807.b\YF080709.D
Level 7: \\cansvr11\dd\chem\GCV\ypid.i\Y90807.b\YF080710.D

Compound	250.000 Level 1	500.000 Level 2	1000.000 Level 3	2000.000 Level 4	4000.000 Level 5	5000.000 Level 6	8000.000 Level 7	RRF	%RSD	
63 2-Methyl Pentane	+++++	+++++	+++++	+++++	+++++	+++++	+++++	+++++	+++++	<-
S 2 TPH-1	8302	9358	8371	8474	8203	8499	8705	8559	4.520	
3 Fluorobenzene (IS)	8629	8524	9282	9592	11119	13341	17737	11175	29.982	
S 4 TPH-2	6481	6437	5683	6604	5529	6429	6706	6267	7.410	
S 1 Total TPH	1034	1080	946	989	999	1053	1085	1027	4.969	
S 6 TPH-3	5932	5793	5035	5583	5295	5706	5906	5607	5.935	
64 1,2,4-Trimethylbenzene	+++++	+++++	+++++	+++++	+++++	+++++	+++++	+++++	+++++	<-
65 N-Dodecane	+++++	+++++	+++++	+++++	+++++	+++++	+++++	+++++	+++++	<-

TestAmerica North Canton

INITIAL CALIBRATION DATA

Start Cal Date : 07-AUG-2009 10:30
End Cal Date : 07-AUG-2009 13:40
Quant Method : ESTD
Origin : Disabled
Target Version : 4.14
Integrator : Falcon
Method file : \\cansvr11\dd\chem\GCV\ypid.i\Y90807.b\Y8015B.m
Last Edit : 09-Aug-2009 11:23 fausnigb
Curve Type : Average

Compound	250.000 Level 1	500.000 Level 2	1000.000 Level 3	2000.000 Level 4	4000.000 Level 5	5000.000 Level 6	RRF	% RSD
	8000.000 Level 7							
$ 5 TFT (Surrogate)	6546	6795	6268	6804	6948	6929		
	6998						6756	3.877

TestAmerica North Canton

CONTINUING CALIBRATION COMPOUNDS

Instrument ID: ypid.i Injection Date: 08-SEP-2009 09:31
Lab File ID: YF090802.D Init. Cal. Date(s): 07-AUG-2009 07-AUG-2009
Analysis Type: SOIL Init. Cal. Times: 10:30 13:40
Lab Sample ID: GAS CAL Quant Type: ESTD
Method: \\cansvr11\dd\chem\GCV\ypid.i\Y90908.b\Y8015B.m

COMPOUND	RRF / AMOUNT	RF1000	MIN RRF	%D / %DRIFT	MAX %D / %DRIFT	CURVE TYPE	
S 1 Total TPH	1027	997	0.010	2.93276	15.00000	Averaged	
S 2 TPH-1	8559	8589	0.010	-0.34912	15.00000	Averaged	
3 Fluorobenzene (IS)	11175	9701	0.010	13.19269	40.00000	Averaged	
S 4 TPH-2	6267	5631	0.010	10.15570	15.00000	Averaged	
$ 5 TFT (Surrogate)	6756	3737	0.010	44.68412	15.00000	Averaged	<-
S 6 TPH-3	5607	5335	0.010	4.85178	15.00000	Averaged	

TestAmerica North Canton

CONTINUING CALIBRATION COMPOUNDS

Instrument ID: ypid.i Injection Date: 08-SEP-2009 21:23
Lab File ID: YF090820.D Init. Cal. Date(s): 07-AUG-2009 07-AUG-2009
Analysis Type: SOIL Init. Cal. Times: 10:30 13:40
Lab Sample ID: GAS CAL Quant Type: ESTD
Method: \\cansvr11\dd\chem\GCV\ypid.i\Y90908.b\Y8015B.m

COMPOUND	RRF / AMOUNT	RF1000	MIN RRF	%D / %DRIFT	MAX %D / %DRIFT	CURVE TYPE	
S 1 Total TPH	1027	1007	0.010	1.89675	15.00000	Averaged	
S 2 TPH-1	8559	8806	0.010	-2.89106	15.00000	Averaged	
3 Fluorobenzene (IS)	11175	++++	0.010	++++	40.00000	Averaged	<-
S 4 TPH-2	6267	5367	0.010	14.37022	15.00000	Averaged	
$ 5 TFT (Surrogate)	6756	3586	0.010	46.92437	15.00000	Averaged	<-
S 6 TPH-3	5607	5764	0.010	-2.80576	15.00000	Averaged	

TestAmerica North Canton

CONTINUING CALIBRATION COMPOUNDS

Instrument ID: ypid.i Injection Date: 09-SEP-2009 03:17
Lab File ID: YF090831.D Init. Cal. Date(s): 07-AUG-2009 07-AUG-2009
Analysis Type: SOIL Init. Cal. Times: 10:30 13:40
Lab Sample ID: GAS CAL Quant Type: ESTD
Method: \\cansvr11\dd\chem\GCV\ypid.i\Y90908.b\Y8015B.m

COMPOUND	RRF / AMOUNT	RF1000	MIN RRF	%D / %DRIFT	MAX %D / %DRIFT	CURVE TYPE	
S 1 Total TPH	1027	1036	0.010	-0.94164	15.00000	Averaged	
S 2 TPH-1	8559	9185	0.010	-7.31988	15.00000	Averaged	
3 Fluorobenzene (IS)	11175	++++	0.010	++++	40.00000	Averaged	<-
S 4 TPH-2	6267	5714	0.010	8.82655	15.00000	Averaged	
$ 5 TFT (Surrogate)	6756	3580	0.010	47.01259	15.00000	Averaged	<-
S 6 TPH-3	5607	5595	0.010	0.21115	15.00000	Averaged	

SW846 8015B METHOD BLANK SUMMARY

BLANK WORKORDER NO.: LKGR61AA

Lab Name: TestAmerica Laboratories, Inc.

Lab Code: TALCAN

SDG Number:9I02192

Lab File ID: YF090807.

Lot Number: A9I030186

Date Analyzed: 09/08/09

Time Analyzed: 14:26

Matrix: WATER

Date Extracted:09/08/09

GC Column: RTX-VRX ID: .45

Extraction Method: 5030

Instrument ID: Y

Level:(low/med) LOW

THIS METHOD BLANK APPLIES TO THE FOLLOWING SAMPLES, LCS, LCSD, MS , MSD:

	CLIENT ID.	SAMPLE WORK ORDER #	LAB FILE ID	DATE ANALYZED	TIME ANALYZED
01	INTRA-LAB QC	LJ7J31CQ	YF090809.	09/08/09	15:30
02	LAB MS/MSD	LJ7J31DK S	YF090821.	09/08/09	21:55
03	LAB MS/MSD	LJ7J31DL D	YF090822.	09/08/09	22:28
04	MSA-DMW9S-090209	LJ9N21CN	YF090810.	09/08/09	16:02
05	CHECK SAMPLE	LKGR61AC C	YF090803.	09/08/09	10:03
06	DUPLICATE CHECK	LKGR61AD L	YF090804.	09/08/09	10:35
07					
08					
09					
10					
11					
12					
13					
14					
15					
16					
17					
18					
19					
20					
21					
22					
23					
24					
25					
26					
27					
28					
29					
30					

COMMENTS:

FORM IV

SW846 8015B METHOD BLANK SUMMARY

BLANK WORKORDER NO.: LKGR61AA

Lab Name: TestAmerica Laboratories, Inc.

Lab Code: TALCAN

SDG Number:9I02192

Lab File ID: YF090807.

Lot Number: A9I020192

Date Analyzed: 09/08/09

Time Analyzed: 14:26

Matrix: WATER

Date Extracted:09/08/09

GC Column: RTX-VRX ID: .45

Extraction Method: 5030

Instrument ID: Y

Level:(low/med) LOW

THIS METHOD BLANK APPLIES TO THE FOLLOWING SAMPLES, LCS, LCSD, MS , MSD:

	CLIENT ID.	SAMPLE WORK ORDER #	LAB FILE ID	DATE ANALYZED	TIME ANALYZED
01	MSA-MW18S-090109	LJ7J31CQ	YF090809.	09/08/09	15:30
02	MSA-MW18S-090109	LJ7J31DK S	YF090821.	09/08/09	21:55
03	MSA-MW18S-090109	LJ7J31DL D	YF090822.	09/08/09	22:28
04	CHECK SAMPLE	LKGR61AC C	YF090803.	09/08/09	10:03
05	DUPLICATE CHECK	LKGR61AD L	YF090804.	09/08/09	10:35
06					
07					
08					
09					
10					
11					
12					
13					
14					
15					
16					
17					
18					
19					
20					
21					
22					
23					
24					
25					
26					
27					
28					
29					
30					

COMMENTS:

FORM IV

METHOD BLANK REPORT

GC Volatiles

Client Lot #...: 9I02192 Work Order #...: LKGR61AA Matrix.....: WATER
MB Lot-Sample #: A9I090000-117
Prep Date.....: 09/08/09 Final Wgt/Vol..: 5 mL
Analysis Date..: 09/08/09 Prep Batch #...: 9252117
Dilution Factor: 1 Initial Wgt/Vol: 5 mL

PARAMETER	RESULT	REPORTING LIMIT	UNITS	METHOD
TPH (as Gasoline)	28 J	100	ug/L	SW846 8015B

SURROGATE	PERCENT RECOVERY	RECOVERY LIMITS
Trifluorotoluene	107	(10 - 150)

NOTE(S):

Calculations are performed before rounding to avoid round-off errors in calculated results.

J Estimated result. Result is less than RL.

SW846 8015B SURROGATE RECOVERY

Lab Name: TestAmerica Laboratories, Inc. Client: Tetra Tech NUS, Inc

Lab Code: TALCAN SDG No: 9I02192

Lot #: A9I020192

Extraction: XXI15KJ01

	CLIENT ID.	SRG01	TOT OUT
01	MSA-MW24S-090109	120	00
02	MSA-MW18S-090109	148	00
03	METHOD BLK. LKFGH1AA	119	00
04	METHOD BLK. LKGR61AA	107	00
05	LCS LKFGH1AC	119	00
06	LCS LKGR61AC	105	00
07	MSA-MW18S-090109 D	142	00
08	LCSD LKFGH1AD	121	00
09	LCSD LKGR61AD	109	00
10	MSA-MW18S-090109 S	132	00

SURROGATES		QC LIMITS
SRG01	= Trifluorotoluene	(10-150)

\# Column to be used to flag recovery values
* Values outside of required QC Limits
D System monitoring Compound diluted out

FORM II

SW846 8015B SURROGATE RECOVERY

Lab Name: TestAmerica Laboratories, Inc. Client: Tetra Tech NUS, Inc

Lab Code: TALCAN SDG No: 9I02192

Lot #: A9I030186

Extraction: XXI15KJ01

	CLIENT ID.	SRG01	TOT OUT
01	INTRA-LAB QC	148	00
02	MSA-DMW8S-090209	120	00
03	MSA-DMW9S-090209	106	00
04	METHOD BLK. LKFGH1AA	119	00
05	METHOD BLK. LKGR61AA	107	00
06	LCS LKFGH1AC	119	00
07	LCS LKGR61AC	105	00
08	LAB MS/MSD D	142	00
09	LCSD LKFGH1AD	121	00
10	LCSD LKGR61AD	109	00
11	LAB MS/MSD S	132	00

SURROGATES		QC LIMITS
SRG01	= Trifluorotoluene	(10-150)

\# Column to be used to flag recovery values
* Values outside of required QC Limits
D System monitoring Compound diluted out

FORM II

SW846 8015B CHECK SAMPLE RECOVERY

Lab Name: TestAmerica Laboratories, Inc. Client: Tetra Tech NUS, Inc

Lab Code: TALCAN SDG No: 9I02192

Lot #: A9I080000 WO #: LKFGH1AC
BATCH: 9251080

COMPOUND	SPIKE ADDED (ug/L)	SAMPLE CONCENT. (ug/L)	% REC	QC LIMITS REC	QUAL
TPH (as Gasoline)	200	190	94	72- 140	

NOTES(S):

* Values outside of QC limits

Spike Recovery: 0 out of 1 outside limits

COMMENTS:

SW846 8015B CHECK SAMPLE DUPLICATE RECOVERY

Lab Name: TestAmerica Laboratories, Inc. Client: Tetra Tech NUS, Inc

Lab Code: TALCAN SDG No: 9I02192

Lot #: A9I080000 WO #: LKFGH1AD
BATCH: 9251080

COMPOUND	SPIKE ADDED (ug/L)	SAMPLE CONCENT. (ug/L)	% REC	QC LIMITS REC	QUAL
TPH (as Gasoline)	200	210	105	72- 140	

NOTES(S):

* Values outside of QC limits

Spike Recovery: 0 out of 1 outside limits

COMMENTS:

SW846 8015B CHECK SAMPLE RECOVERY

Lab Name: TestAmerica Laboratories, Inc. Client: Tetra Tech NUS, Inc

Lab Code: TALCAN SDG No: 9I02192

Lot #: A9I090000 WO #: LKGR61AC
BATCH: 9252117

COMPOUND	SPIKE ADDED (ug/L)	SAMPLE CONCENT. (ug/L)	% REC	QC LIMITS REC	QUAL
TPH (as Gasoline)	200	200	100	72- 140	

NOTES(S):

* Values outside of QC limits

Spike Recovery: 0 out of 1 outside limits

COMMENTS:

FORM III

SW846 8015B CHECK SAMPLE DUPLICATE RECOVERY

Lab Name: TestAmerica Laboratories, Inc. Client: Tetra Tech NUS, Inc

Lab Code: TALCAN SDG No: 9I02192

Lot #: A9I090000 WO #: LKGR61AD
BATCH: 9252117

COMPOUND	SPIKE ADDED (ug/L)	SAMPLE CONCENT. (ug/L)	% REC	QC LIMITS REC	QUAL
TPH (as Gasoline)	200	210	107	72- 140	

NOTES(S):

* Values outside of QC limits

Spike Recovery: 0 out of 1 outside limits

COMMENTS:

SW846 8015B MATRIX SPIKE/MATRIX SPIKE DUPLICATE RECOVERY

Lab Name: TestAmerica Laboratories, Inc. Client: Tetra Tech NUS, Inc

Lab Code: TALCAN SDG No: 9I02192

Matrix Spike ID: MSA-MW18S-090109

Lot #: A9I020192 WO #: LJ7J31DK
BATCH: 9252117

COMPOUND	SPIKE ADDED (ug/L)	SAMPLE CONCENT. (ug/L)	MS CONCENT. (ug/L)	MS % REC	LIMITS REC	QUAL
TPH (as Gasoline)	400	1700	1700	11*	63- 143	a

NOTES(S):

a Spiked analyte recovery is outside stated control limits.

Column to be used to flag recovery and RPD values with an asterisk
* Values outside of QC limits

RPD: 0 out of 0 outside limits
Spike Recovery: 1 out of 1 outside limits

COMMENTS:

FORM III

SW846 8015B MATRIX SPIKE/MATRIX SPIKE DUPLICATE RECOVERY

Lab Name: TestAmerica Laboratories, Inc. Client: Tetra Tech NUS, Inc

Lab Code: TALCAN SDG No: 9I02192

Matrix Spike ID: MSA-MW18S-090109

Lot #: A9I020192 WO #: LJ7J31DL
BATCH: 9252117

COMPOUND	SPIKE ADDED (ug/L)	MSD CONCENT. (ug/L)	MSD % REC	% RPD	QC LIMITS RPD	QC LIMITS REC	QUAL
TPH (as Gasoline)	400	1800	26*	3.4	20	63- 143	a

NOTES (S):

a Spiked analyte recovery is outside stated control limits.

Column to be used to flag recovery and RPD values with an asterisk
* Values outside of QC limits

RPD: 0 out of 1 outside limits
Spike Recovery: 1 out of 1 outside limits

COMMENTS:

FORM III

FORM 8
TPH ANALYTICAL SEQUENCE

Lab Name: NORTH CANTON Contract:

Lab Code: TALCAN Case No.: SAS No.: SDG No.: 9I02192

GC Column: DB-625 ID: 0.32 (mm) Init. Calib. Date(s): 09/03/09 09/03/09

Instrument ID: A2HP6

THE ANALYTICAL SEQUENCE OF PERFORMANCE EVALUATION MIXTURES, BLANKS, SAMPLES, AND STANDARDS IS GIVEN BELOW:

MEAN SURROGATE RT FROM INITIAL CALIBRATION
S1 : 4.28

	CLIENT SAMPLE NO.	LAB SAMPLE ID	DATE ANALYZED	TIME ANALYZED	S1 RT	#	RT	#
01		G191	09/04/09	0343	4.28			
02	LJ7THBLK	LJ7TH1AA	09/04/09	0538	4.28			
03	LJ7THCHK	LJ7TH1AC	09/04/09	0606	4.28			
04	LJ7THCKDUP	LJ7TH1AD	09/04/09	0635	4.28			
05		G191	09/04/09	0704	4.28			
06								
07								
08								
09								
10								
11								
12								
13								
14								
15								
16								
17								
18								
19								
20								
21								
22								
23								
24								
25								
26								
27								
28								
29								
30								
31								
32								

QC LIMITS
(+/- 0.10 MINUTES)

S1 = Nonane

Column used to flag retention time values with an asterisk.
* Values outside of QC limits.

Report Date : 08-Sep-2009 12:40

TestAmerica North Canton

INITIAL CALIBRATION DATA

Start Cal Date : 03-SEP-2009 15:19
End Cal Date : 03-SEP-2009 22:27
Quant Method : ESTD
Origin : Disabled
Target Version : 4.14
Integrator : HP Genie
Method file : \\cansvr11\dd\chem\GCS\a2hp6.i\90903A.b\TPH6f.m
Last Edit : 04-Sep-2009 13:19 geiss
Curve Type : Average

Calibration File Names:
Level 1: \\cansvr11\dd\chem\GCS\a2hp6.i\90903A.b\014F1401.D
Level 2: \\cansvr11\dd\chem\GCS\a2hp6.i\90903A.b\015F1501.D
Level 3: \\cansvr11\dd\chem\GCS\a2hp6.i\90903A.b\016F1601.D
Level 4: \\cansvr11\dd\chem\GCS\a2hp6.i\90903A.b\017F1701.D
Level 5: \\cansvr11\dd\chem\GCS\a2hp6.i\90903A.b\018F1801.D

	Compound	100.000 Level 1	200.000 Level 2	500.000 Level 3	1000.000 Level 4	2000.000 Level 5	RRF	% RSD	
S	1 TPH as Diesel	306297	299895	314974	309041	318570	309755	2.365	
S	33 c10 to c34	+++++	+++++	+++++	+++++	+++++	+++++	+++++	<-
S	32 c10-c28	339405	307011	418365	314828	302119	336345	14.283	
	29 Sulfolane	+++++	+++++	+++++	+++++	+++++	+++++	+++++	<-
S	4 DRO	+++++	+++++	+++++	+++++	+++++	+++++	+++++	<-
S	30 C10 to C20	373559	361614	348167	340987	413870	367639	7.811	
S	31 C20 to C34	300636	308608	315404	327978	443560	339237	17.443	
$	2 Nonane	11889	10734	14053	10754	10682	11622	12.472	

Data File: \\cansvr11\dd\chem\GCS\a2hp6.i\90903A.b\008F0801.D
Report Date: 04-Sep-2009 09:11

TestAmerica North Canton

CONTINUING CALIBRATION COMPOUNDS

Instrument ID: a2hp6.i Injection Date: 03-SEP-2009 17:42
Lab File ID: 008F0801.D Init. Cal. Date(s): 03-SEP-2009 03-SEP-2009
Analysis Type: Init. Cal. Times: 15:19 22:27
Lab Sample ID: ICVG148 Quant Type: ESTD
Method: \\cansvr11\dd\chem\GCS\a2hp6.i\90903A.b\TPH6f.m

COMPOUND	RRF / AMOUNT	RF500	MIN RRF	%D / %DRIFT	MAX %D / %DRIFT	CURVE TYPE	
S 1 TPH as Diesel	309755	330570	0.010	-6.71985	15.00000	Averaged	
$ 2 Nonane	11622	288	0.010	97.52013	15.00000	Averaged	<-

Data File: \\cansvr11\dd\chem\GCS\a2hp6.i\90903A.b\029F2901.D
Report Date: 04-Sep-2009 09:13

TestAmerica North Canton

CONTINUING CALIBRATION COMPOUNDS

Instrument ID: a2hp6.i Injection Date: 04-SEP-2009 03:43
Lab File ID: 029F2901.D Init. Cal. Date(s): 03-SEP-2009 03-SEP-2009
Analysis Type: Init. Cal. Times: 15:19 22:27
Lab Sample ID: G191 Quant Type: ESTD
Method: \\cansvr11\dd\chem\GCS\a2hp6.i\90903A.b\TPH6f.m

COMPOUND	RRF / AMOUNT	RF500	MIN RRF	%D / %DRIFT	MAX %D / %DRIFT	CURVE TYPE	
S 1 TPH as Diesel	309755	390654	0.010	-26.11688	15.00000	Averaged	<-
$ 2 Nonane	11622	14241	0.010	-22.53199	15.00000	Averaged	<-

Data File: \\cansvr11\dd\chem\GCS\a2hp6.i\90903A.b\036F3601.D
Report Date: 04-Sep-2009 09:13

TestAmerica North Canton

CONTINUING CALIBRATION COMPOUNDS

Instrument ID: a2hp6.i Injection Date: 04-SEP-2009 07:04
Lab File ID: 036F3601.D Init. Cal. Date(s): 03-SEP-2009 03-SEP-2009
Analysis Type: Init. Cal. Times: 15:19 22:27
Lab Sample ID: G191 Quant Type: ESTD
Method: \\cansvr11\dd\chem\GCS\a2hp6.i\90903A.b\TPH6f.m

COMPOUND	RRF / AMOUNT	RF500	MIN RRF	%D / %DRIFT	MAX %D / %DRIFT	CURVE TYPE
S 1 TPH as Diesel	309755	348147	0.010	-12.39421	15.00000	Averaged
$ 2 Nonane	11622	13077	0.010	-12.51530	15.00000	Averaged

TestAmerica North Canton

INITIAL CALIBRATION DATA

Start Cal Date : 03-SEP-2009 16:44
End Cal Date : 04-SEP-2009 00:04
Quant Method : ESTD
Origin : Disabled
Target Version : 4.14
Integrator : HP Genie
Method file : \\cansvr11\dd\chem\GCS\a2hp7.i\90903C.b\TPH7b.m
Last Edit : 04-Sep-2009 13:21 geiss
Curve Type : Average

Calibration File Names:
Level 1: \\cansvr11\dd\chem\GCS\a2hp7.i\90903C.b\064B1401.D
Level 2: \\cansvr11\dd\chem\GCS\a2hp7.i\90903C.b\065B1501.D
Level 3: \\cansvr11\dd\chem\GCS\a2hp7.i\90903C.b\066B1601.D
Level 4: \\cansvr11\dd\chem\GCS\a2hp7.i\90903C.b\067B1701.D
Level 5: \\cansvr11\dd\chem\GCS\a2hp7.i\90903C.b\068B1801.D

Compound	100.000 Level 1	200.000 Level 2	500.000 Level 3	1000.000 Level 4	2000.000 Level 5	RRF	% RSD	
S 1 TPH as Diesel	1020455	1112162	1167105	1121483	1098045	1103850	4.830	
S 34 c10-c28	1188819	1072282	1145157	1241811	1196456	1168905	5.473	
S 2 c10 to c34	+++++	+++++	+++++	+++++	+++++	+++++	+++++	<-
S 4 DRO	+++++	+++++	+++++	+++++	+++++	+++++	+++++	<-
S 5 C10 to C20	1250826	1195263	1118746	454267	1444647	1092750	34.474	<-
S 6 C20 to C34	938878	1003365	927104	393431	1082710	879098	31.520	<-
$ 3 Nonane	6183	6073	6312	6213	5672	6091	4.087	

Report Date: 04-Sep-2009 08:46

TestAmerica North Canton

CONTINUING CALIBRATION COMPOUNDS

Instrument ID: a2hp7.i Injection Date: 03-SEP-2009 19:11
Lab File ID: 058B0801.D Init. Cal. Date(s): 03-SEP-2009 04-SEP-2009
Analysis Type: Init. Cal. Times: 16:44 00:04
Lab Sample ID: ICVG148 Quant Type: ESTD
Method: \\cansvr11\dd\chem\GCS\a2hp7.i\90903C.b\TPH7b.m

COMPOUND	RRF / AMOUNT	RF500	MIN RRF	%D / %DRIFT	MAX %D / %DRIFT	CURVE TYPE	
S 1 TPH as Diesel	1103850	1153216	0.010	-4.47219	15.00000	Averaged	
$ 3 Nonane	6091	160	0.010	97.37933	15.00000	Averaged	<-

TestAmerica North Canton

INITIAL CALIBRATION DATA

Start Cal Date : 03-SEP-2009 16:44
End Cal Date : 05-SEP-2009 15:07
Quant Method : ESTD
Origin : Disabled
Target Version : 4.14
Integrator : HP Genie
Method file : \\cansvr11\dd\chem\GCS\a2hp7.i\90905.b\TPH7f.m
Last Edit : 08-Sep-2009 08:23 geiss
Curve Type : Average

Calibration File Names:
Level 1: \\cansvr11\dd\chem\GCS\a2hp7.i\90903C.b\014F1401.D
Level 2: \\cansvr11\dd\chem\GCS\a2hp7.i\90903C.b\015F1501.D
Level 3: \\cansvr11\dd\chem\GCS\a2hp7.i\90903C.b\016F1601.D
Level 4: \\cansvr11\dd\chem\GCS\a2hp7.i\90903C.b\017F1701.D
Level 5: \\cansvr11\dd\chem\GCS\a2hp7.i\90903C.b\018F1801.D

	Compound	100.000 Level 1	200.000 Level 2	500.000 Level 3	1000.000 Level 4	2000.000 Level 5	RRF	% RSD	
S	1 TPH as Diesel	1063910	927713	914021	761759	823664	898213	12.785	
S	32 c10-c28	773488	751391	992645	772611	836368	825302	11.972	
S	2 C10 to c34	+++++	+++++	+++++	+++++	+++++	+++++	+++++	<-
S	4 DRO	+++++	+++++	+++++	+++++	+++++	+++++	+++++	<-
S	5 C10 to C20	1229703	1032454	1075148	922719	1302099	1112425	13.744	
S	6 C20 to C34	1396235	1091009	1111936	943109	1322027	1172863	15.682	
$	3 Nonane	8416	7933	8183	7123	7673	7866	6.348	

Report Date: 08-Sep-2009 08:20

TestAmerica North Canton

CONTINUING CALIBRATION COMPOUNDS

Instrument ID: a2hp7.i Injection Date: 05-SEP-2009 15:37
Lab File ID: 008F0801.D Init. Cal. Date(s): 03-SEP-2009 05-SEP-2009
Analysis Type: Init. Cal. Times: 16:44 15:07
Lab Sample ID: ICVG148 Quant Type: ESTD
Method: \\cansvr11\dd\chem\GCS\a2hp7.i\90905.b\TPH7f.m

COMPOUND	RRF / AMOUNT	RF500	MIN RRF	%D / %DRIFT	MAX %D / %DRIFT	CURVE TYPE	
S 1 TPH as Diesel	898213	811471	0.010	9.65718	15.00000	Averaged	
$ 3 Nonane	7866	162	0.010	97.93737	15.00000	Averaged	<-

SW846 8015B METHOD BLANK SUMMARY

BLANK WORKORDER NO.: LJ7TH1AA

Lab Name: TestAmerica Laboratories, Inc.

Lab Code: TALCAN

SDG Number:9I02192

Lab File ID: 033F3301.

Lot Number: A9I020192

Matrix: WATER

Extraction Method: 3510

Date Extracted: 09/02/09

Date Analyzed(1): 09/04/09

Date Analyzed(2): N/A

Time Analyzed(1): 05:38

Time Analyzed(2): N/A

Instrument ID(1): P6

Instrument ID(2): N/A

GC Column(1): RTX-5 ID: N/A GC Column(2): N/A ID: N/A

THIS METHOD BLANK APPLIES TO THE FOLLOWING SAMPLES, MS, AND MSD:

	CLIENT ID.	SAMPLE WORK ORDER #	DATE ANALYZED(1)	DATE ANALYZED(2)
01	MSA-MW24S-090109	LJ7JC1CP	09/05/09	N/A
02	MSA-MW18S-090109	LJ7J31CP	09/05/09	N/A
03	CHECK SAMPLE	LJ7TH1AC C	09/04/09	N/A
04	DUPLICATE CHECK	LJ7TH1AD L	09/04/09	N/A
05				
06				
07				
08				
09				
10				
11				
12				
13				
14				
15				
16				
17				
18				
19				
20				

COMMENTS:

METHOD BLANK REPORT

GC Semivolatiles

Client Lot #...: 9I02192 **Work Order #...:** LJ7TH1AA **Matrix.....:** WATER
MB Lot-Sample #: A9I020000-353

Prep Date.....: 09/02/09 **Final Wgt/Vol..:** 1 mL
Analysis Date..: 09/04/09 **Prep Batch #...:** 9245353
Dilution Factor: 1 **Initial Wgt/Vol:** 1000 mL

PARAMETER	RESULT	REPORTING LIMIT	UNITS	METHOD
TPH (as Diesel)	**94 J**	**100**	**ug/L**	**SW846 8015B**

SURROGATE	PERCENT RECOVERY	RECOVERY LIMITS
C9 (nonane)	70	(10 - 110)

NOTE(S):

Calculations are performed before rounding to avoid round-off errors in calculated results.

J Estimated result. Result is less than RL.

FORM 8
TPH ANALYTICAL SEQUENCE

Lab Name: NORTH CANTON Contract:

Lab Code: TALCAN Case No.: SAS No.: SDG No.: 9I02192

GC Column: DB-625 ID: 0.32 (mm) Init. Calib. Date(s): 09/03/09 09/04/09

Instrument ID: A2HP7

THE ANALYTICAL SEQUENCE OF PERFORMANCE EVALUATION MIXTURES, BLANKS, SAMPLES, AND STANDARDS IS GIVEN BELOW:

MEAN SURROGATE RT FROM INITIAL CALIBRATION
S1 : 2.85

	CLIENT SAMPLE NO.	LAB SAMPLE ID	DATE ANALYZED	TIME ANALYZED	S1 RT	#	RT	#
01		G191	09/05/09	1310	2.85			
02	MSA-MW24S-09	LJ7JC1CP	09/05/09	1340	2.85			
03	MSA-MW18S-09	LJ7J31CP	09/05/09	1409	2.85			
04		G191	09/05/09	1507	2.85			
05		G191	09/05/09	2029	2.85			
06	MSA-DMW9S-09	LJ9N21CM	09/05/09	2128	2.85			
07	LKA3ABLK	LKA3A1AA	09/05/09	2157	2.85			
08	LKA3ACHK	LKA3A1AC	09/05/09	2226	2.85			
09	LKA3ACKDUP	LKA3A1AD	09/05/09	2256	2.86			
10		G191	09/05/09	2325	2.84			
11								
12								
13								
14								
15								
16								
17								
18								
19								
20								
21								
22								
23								
24								
25								
26								
27								
28								
29								
30								
31								
32								

QC LIMITS
S1 = Nonane (+/- 0.10 MINUTES)

Column used to flag retention time values with an asterisk.
* Values outside of QC limits.

TestAmerica North Canton

CONTINUING CALIBRATION COMPOUNDS

Instrument ID: a2hp7.i Injection Date: 05-SEP-2009 13:10
Lab File ID: 053B0301.D Init. Cal. Date(s): 03-SEP-2009 04-SEP-2009
Analysis Type: Init. Cal. Times: 16:44 00:04
Lab Sample ID: G191 Quant Type: ESTD
Method: \\cansvr11\dd\chem\GCS\a2hp7.i\90905.b\TPH7b.m

COMPOUND	RRF / AMOUNT	RF500	MIN RRF	%D / %DRIFT	MAX %D / %DRIFT	CURVE TYPE
S 1 TPH as Diesel	1103850	1103733	0.010	0.01059	15.00000	Averaged
$ 3 Nonane	6091	5906	0.010	3.03915	15.00000	Averaged

TestAmerica North Canton

CONTINUING CALIBRATION COMPOUNDS

Instrument ID: a2hp7.i Injection Date: 05-SEP-2009 15:07
Lab File ID: 057B0701.D Init. Cal. Date(s): 03-SEP-2009 04-SEP-2009
Analysis Type: Init. Cal. Times: 16:44 00:04
Lab Sample ID: G191 Quant Type: ESTD
Method: \\cansvr11\dd\chem\GCS\a2hp7.i\90905.b\TPH7b.m

COMPOUND	RRF / AMOUNT	RF500	MIN RRF	%D / %DRIFT	MAX %D / %DRIFT	CURVE TYPE
S 1 TPH as Diesel	1103850	1118323	0.010	-1.31116	15.00000	Averaged
$ 3 Nonane	6091	6022	0.010	1.12578	15.00000	Averaged

TestAmerica North Canton

CONTINUING CALIBRATION COMPOUNDS

Instrument ID: a2hp7.i Injection Date: 05-SEP-2009 20:29
Lab File ID: 067B1701.D Init. Cal. Date(s): 03-SEP-2009 04-SEP-2009
Analysis Type: Init. Cal. Times: 16:44 00:04
Lab Sample ID: G191 Quant Type: ESTD
Method: \\cansvr11\dd\chem\GCS\a2hp7.i\90905.b\TPH7b.m

COMPOUND	RRF / AMOUNT	RF500	MIN RRF	%D / %DRIFT	MAX %D / %DRIFT	CURVE TYPE
S 1 TPH as Diesel	1103850	1152214	0.010	-4.38140	15.00000	Averaged
$ 3 Nonane	6091	6110	0.010	-0.32296	15.00000	Averaged

TestAmerica North Canton

CONTINUING CALIBRATION COMPOUNDS

Instrument ID: a2hp7.i Injection Date: 05-SEP-2009 23:25
Lab File ID: 073B2301.D Init. Cal. Date(s): 03-SEP-2009 04-SEP-2009
Analysis Type: Init. Cal. Times: 16:44 00:04
Lab Sample ID: G191 Quant Type: ESTD
Method: \\cansvr11\dd\chem\GCS\a2hp7.i\90905.b\TPH7b.m

COMPOUND	RRF / AMOUNT	RF500	MIN RRF	%D / %DRIFT	MAX %D / %DRIFT	CURVE TYPE
S 1 TPH as Diesel	1103850	1041756	0.010	5.62526	15.00000	Averaged
$ 3 Nonane	6091	5654	0.010	7.17489	15.00000	Averaged

FORM 8
TPH ANALYTICAL SEQUENCE

Lab Name: NORTH CANTON Contract:

Lab Code: TALCAN Case No.: SAS No.: SDG No.: 9I02192

GC Column: DB-625 ID: 0.32 (mm) Init. Calib. Date(s): 09/03/09 09/05/09

Instrument ID: A2HP7

THE ANALYTICAL SEQUENCE OF PERFORMANCE EVALUATION MIXTURES, BLANKS, SAMPLES, AND STANDARDS IS GIVEN BELOW:

MEAN SURROGATE RT FROM INITIAL CALIBRATION
S1 : 1.32

	CLIENT SAMPLE NO.	LAB SAMPLE ID	DATE ANALYZED	TIME ANALYZED	S1 RT	#	RT	#
01		G191	09/08/09	1144	1.32			
02	MSA-DMW8S-09	LJ9N11CM	09/08/09	1214	1.32			
03		G191	09/08/09	1342	1.32			
04								
05								
06								
07								
08								
09								
10								
11								
12								
13								
14								
15								
16								
17								
18								
19								
20								
21								
22								
23								
24								
25								
26								
27								
28								
29								
30								
31								
32								

QC LIMITS
(+/- 0.10 MINUTES)

S1 = Nonane

Column used to flag retention time values with an asterisk.
* Values outside of QC limits.

TestAmerica North Canton

CONTINUING CALIBRATION COMPOUNDS

Instrument ID: a2hp7.i Injection Date: 08-SEP-2009 11:44
Lab File ID: 003F0301.D Init. Cal. Date(s): 03-SEP-2009 05-SEP-2009
Analysis Type: Init. Cal. Times: 16:44 15:07
Lab Sample ID: G191 Quant Type: ESTD
Method: \\cansvr11\dd\chem\GCS\a2hp7.i\90908.b\TPH7f.m

COMPOUND	RRF / AMOUNT	RF500	MIN RRF	%D / %DRIFT	MAX %D / %DRIFT	CURVE TYPE
S 1 TPH as Diesel	898213	944027	0.010	-5.10053	15.00000	Averaged
$ 3 Nonane	7866	8875	0.010	-12.83384	15.00000	Averaged

TestAmerica North Canton

CONTINUING CALIBRATION COMPOUNDS

Instrument ID: a2hp7.i Injection Date: 08-SEP-2009 13:42
Lab File ID: 006F0601.D Init. Cal. Date(s): 03-SEP-2009 05-SEP-2009
Analysis Type: Init. Cal. Times: 16:44 15:07
Lab Sample ID: G191 Quant Type: ESTD
Method: \\cansvr11\dd\chem\GCS\a2hp7.i\90908.b\TPH7f.m

			MIN		MAX	
COMPOUND	RRF / AMOUNT	RF500	RRF	%D / %DRIFT	%D / %DRIFT	CURVE TYPE
S 1 TPH as Diesel	898213	939566	0.010	-4.60384	15.00000	Averaged
$ 3 Nonane	7866	8709	0.010	-10.71680	15.00000	Averaged

SW846 8015B METHOD BLANK SUMMARY

BLANK WORKORDER NO.: LKA3A1AA

Lab Name: TestAmerica Laboratories, Inc.

Lab Code: TALCAN

SDG Number:9I02192

Lab File ID: 070B2001.

Lot Number: A9I030186

Matrix: WATER

Extraction Method: 3520

Date Extracted: 09/04/09

Date Analyzed(1): 09/05/09

Date Analyzed(2): N/A

Time Analyzed(1): 21:57

Time Analyzed(2): N/A

Instrument ID(1): P7

Instrument ID(2): N/A

GC Column(1): DB5.32 ID: 032 GC Column(2): N/A ID: N/A

THIS METHOD BLANK APPLIES TO THE FOLLOWING SAMPLES, MS, AND MSD:

	CLIENT ID.	SAMPLE WORK ORDER #	DATE ANALYZED(1)	DATE ANALYZED(2)
01	MSA-DMW8S-090209	LJ9N11CM	09/08/09	N/A
02	MSA-DMW9S-090209	LJ9N21CM	09/05/09	N/A
03	CHECK SAMPLE	LKA3A1AC C	09/05/09	N/A
04	DUPLICATE CHECK	LKA3A1AD L	09/05/09	N/A
05				
06				
07				
08				
09				
10				
11				
12				
13				
14				
15				
16				
17				
18				
19				
20				

COMMENTS:

METHOD BLANK REPORT

GC Semivolatiles

Client Lot #...: 9I02192 Work Order #...: LKA3A1AA Matrix.....: WATER
MB Lot-Sample #: A9I040000-036

Prep Date.....: 09/04/09 Final Wgt/Vol..: 1 mL
Analysis Date..: 09/05/09 Prep Batch #...: 9247036
Dilution Factor: 1 Initial Wgt/Vol: 1000 mL

PARAMETER	RESULT	REPORTING LIMIT	UNITS	METHOD
TPH (as Diesel)	72 J	100	ug/L	SW846 8015B

SURROGATE	PERCENT RECOVERY	RECOVERY LIMITS
C9 (nonane)	49	(10 - 110)

NOTE(S):

Calculations are performed before rounding to avoid round-off errors in calculated results.

J Estimated result. Result is less than RL.

SW846 8015B SURROGATE RECOVERY

Lab Name: TestAmerica Laboratories, Inc. Client: Tetra Tech NUS, Inc

Lab Code: TALCAN SDG No: 9I02192

Lot #: A9I020192

Extraction: XXI09KI01

	CLIENT ID.	SRG01	TOT OUT
01	MSA-MW24S-090109	86	00
02	MSA-MW18S-090109	83	00
03	METHOD BLK. LJ7TH1AA	70	00
04	LCS LJ7TH1AC	68	00
05	LCSD LJ7TH1AD	72	00

SURROGATES	QC LIMITS
SRG01 = C9 (nonane)	(10-110)

\# Column to be used to flag recovery values
* Values outside of required QC Limits
D System monitoring Compound diluted out

FORM II

SW846 8015B SURROGATE RECOVERY

Lab Name: TestAmerica Laboratories, Inc. Client: Tetra Tech NUS, Inc

Lab Code: TALCAN SDG No: 9I02192

Lot #: A9I030186

Extraction: XXI10KI01

	CLIENT ID.	SRG01	TOT OUT
01	MSA-DMW8S-090209	51 D	00
02	MSA-DMW9S-090209	49	00
03	METHOD BLK. LKA3A1AA	49	00
04	LCS LKA3A1AC	55	00
05	LCSD LKA3A1AD	55	00

SURROGATES	QC LIMITS
SRG01 = C9 (nonane)	(10-110)

\# Column to be used to flag recovery values
* Values outside of required QC Limits
D System monitoring Compound diluted out

FORM II

SW846 8015B CHECK SAMPLE RECOVERY

Lab Name: TestAmerica Laboratories, Inc. Client: Tetra Tech NUS, Inc

Lab Code: TALCAN SDG No: 9I02192

Lot #: A9I020000 WO #: LJ7TH1AC
BATCH: 9245353

COMPOUND	SPIKE ADDED (ug/L)	SAMPLE CONCENT. (ug/L)	% REC	QC LIMITS REC	QUAL
TPH (as Diesel)	500	550	110	36- 124	

NOTES(S):

* Values outside of QC limits

Spike Recovery: 0 out of 1 outside limits

COMMENTS:

SW846 8015B CHECK SAMPLE DUPLICATE RECOVERY

Lab Name: TestAmerica Laboratories, Inc. Client: Tetra Tech NUS, Inc

Lab Code: TALCAN SDG No: 9I02192

Lot #: A9I020000 WO #: LJ7TH1AD
BATCH: 9245353

COMPOUND	SPIKE ADDED (ug/L)	SAMPLE CONCENT. (ug/L)	% REC	QC LIMITS REC	QUAL
TPH (as Diesel)	500	520	104	36- 124	

NOTES(S):

* Values outside of QC limits

Spike Recovery: 0 out of 1 outside limits

COMMENTS:

SW846 8015B CHECK SAMPLE RECOVERY

Lab Name: TestAmerica Laboratories, Inc. Client: Tetra Tech NUS, Inc

Lab Code: TALCAN SDG No: 9I02192

Lot #: A9I040000 WO #: LKA3A1AC
BATCH: 9247036

COMPOUND	SPIKE ADDED (ug/L)	SAMPLE CONCENT. (ug/L)	% REC	QC LIMITS REC	QUAL
TPH (as Diesel)	500	490	98	36- 124	

NOTES(S):

* Values outside of QC limits

Spike Recovery: 0 out of 1 outside limits

COMMENTS:

SW846 8015B CHECK SAMPLE DUPLICATE RECOVERY

Lab Name: TestAmerica Laboratories, Inc. Client: Tetra Tech NUS, Inc

Lab Code: TALCAN SDG No: 9I02192

Lot #: A9I040000 WO #: LKA3A1AD
BATCH: 9247036

COMPOUND	SPIKE ADDED (ug/L)	SAMPLE CONCENT. (ug/L)	% REC	QC LIMITS REC	QUAL
TPH (as Diesel)	500	480	96	36- 124	

NOTES(S):

* Values outside of QC limits

Spike Recovery: 0 out of 1 outside limits

COMMENTS:

TETRA TECH NUS, INC. **CALCULATION WORKSHEET** PAGE _____ OF _____

CLIENT		JOB NUMBER	
MSA GW Sampling		02298, SDG 9I02192	
SUBJECT			
Sample Calculations			
BASED ON		DRAWING NUMBER	
BY	CHECKED BY	APPROVED BY	DATE
Ann Cognetti			10-23-09

I. VOC MSA-DMW9S-090209 cis 1,2-dichloroethene

$\frac{204230}{1199779} * 1 * \frac{1}{0.003_{mL}} * \frac{50_{mg}}{0.43136} = 6576.9$ ug/L cis 1,2dichloroethene

II OVG MSA-MW18I-090109 (methane)

$\frac{5220779}{13326} * 1 = 391.8$ ug/L (methane)

III. 1,4-dioxane MSA-DMW2S-090109

$\frac{7215}{16281} * 25^{ug/L} * 50 * \frac{1}{2.238681} = 247$ ug/L

IV GRO MSA-DMW9S-090209

$3431631 * \frac{1}{2.5_{mL}} * \frac{1000_{mg}}{38412} \frac{1}{1000} = 35.7$ ug/L GRO

V DRO MSA-DMW9S-090209

$777288189 * \frac{1000^{mL}}{1040_{mL}} * \frac{1}{1103850} = 677$ ug/L diesel

Sample Calculation
VOC

Tetra Tech NUS, Inc

Client Sample ID: MSA-DMW9S-090209

GC/MS Volatiles

Lot-Sample #...:	A9I030186-004	**Work Order #...:**	LJ9N21AM	**Matrix.....:**	WG
Date Sampled...:	09/02/09 12:10	**Date Received..:**	09/03/09		
Prep Date.....:	09/11/09	**Analysis Date..:**	09/11/09		
Prep Batch #...:	9257312				
Dilution Factor:	1666.67	**Initial Wgt/Vol:**	5 mL	**Final Wgt/Vol..:**	5 mL
		Method.....:	SW846 8260B		

PARAMETER	RESULT	REPORTING LIMIT	UNITS	MDL
Acetone	ND	8300	ug/L	1800
Bromobenzene	ND	1700	ug/L	220
Bromochloromethane	ND	1700	ug/L	480
Bromodichloromethane	ND	1700	ug/L	250
2-Butanone	ND	8300	ug/L	950
n-Butylbenzene	ND	1700	ug/L	200
sec-Butylbenzene	ND	1700	ug/L	220
tert-Butylbenzene	ND	1700	ug/L	220
Carbon disulfide	ND	1700	ug/L	220
Dibromochloromethane	ND	1700	ug/L	300
1,2-Dibromo-3-chloro-propane	ND	3300	ug/L	1100
2-Chloroethyl vinyl ether	ND	8300	ug/L	1700
2-Chlorotoluene	ND	1700	ug/L	180
4-Chlorotoluene	ND	1700	ug/L	300
1,2-Dibromoethane	ND	1700	ug/L	400
Dibromomethane	ND	1700	ug/L	470
1,2-Dichlorobenzene	ND	1700	ug/L	220
1,3-Dichlorobenzene	ND	1700	ug/L	230
1,4-Dichlorobenzene	ND	1700	ug/L	220
Dichlorodifluoromethane	ND	1700	ug/L	520
cis-1,2-Dichloroethene	**6600**	**1700**	**ug/L**	**280**
trans-1,2-Dichloroethene	ND	1700	ug/L	320
1,3-Dichloropropane	ND	1700	ug/L	270
2,2-Dichloropropane	ND	1700	ug/L	220
1,1-Dichloropropene	ND	1700	ug/L	220
Trichlorofluoromethane	ND	1700	ug/L	350
Hexachlorobutadiene	ND	1700	ug/L	500
2-Hexanone	ND	8300	ug/L	680
Isopropylbenzene	ND	1700	ug/L	220
p-Isopropyltoluene	ND	1700	ug/L	200
tert-Butyl alcohol	ND	33000	ug/L	6500
4-Methyl-2-pentanone	ND	8300	ug/L	530
Naphthalene	ND	1700	ug/L	400
n-Propylbenzene	ND	1700	ug/L	230
Styrene	ND	1700	ug/L	180
1,1,1,2-Tetrachloroethane	ND	1700	ug/L	380
1,2,3-Trichlorobenzene	ND	1700	ug/L	280

(Continued on next page)

Sample Calculation
VOC

Tetra Tech NUS, Inc

Client Sample ID: MSA-DMW9S-090209

GC/MS Volatiles

Lot-Sample #...: A9I030186-004 Work Order #...: LJ9N21AM Matrix.....: WG

PARAMETER	RESULT	REPORTING LIMIT	UNITS	MDL
1,2,4-Trichloro-benzene	ND	1700	ug/L	250
1,2,3-Trichloropropane	ND	1700	ug/L	720
1,1,2-Trichloro-1,2,2-trifluoroethane	ND	1700	ug/L	470
1,2,4-Trimethylbenzene	**210 J**	**1700**	**ug/L**	**200**
Vinyl acetate	ND	3300	ug/L	320
o-Xylene	**1400 J**	**1700**	**ug/L**	**230**
Xylenes (total)	**21000**	**3300**	**ug/L**	**470**
Methyl tert-butyl ether	ND	8300	ug/L	280
m-Xylene & p-Xylene	**19000**	**3300**	**ug/L**	**400**
1,2,3-Trimethylbenzene	ND	8300	ug/L	9.8
Diisopropyl Ether (DIPE)	ND	8300	ug/L	2500
Ethyl-t-Butyl Ether (ETBE)	ND	8300	ug/L	180
Tert-amyl methyl ether (TAME)	ND	8300	ug/L	110
Benzene	**570 J**	**1700**	**ug/L**	**220**
Bromoform	ND	1700	ug/L	1100
Bromomethane	ND	1700	ug/L	680
Carbon tetrachloride	ND	1700	ug/L	220
Chlorobenzene	ND	1700	ug/L	250
Chloroethane	ND	1700	ug/L	480
Chloroform	ND	1700	ug/L	270
Chloromethane	ND	1700	ug/L	500
1,1-Dichloroethane	ND	1700	ug/L	250
1,2-Dichloroethane	ND	1700	ug/L	370
1,1-Dichloroethene	ND	1700	ug/L	320
1,2-Dichloropropane	ND	1700	ug/L	300
cis-1,3-Dichloropropene	ND	1700	ug/L	230
trans-1,3-Dichloropropene	ND	1700	ug/L	320
Ethylbenzene	**2100**	**1700**	**ug/L**	**280**
Methylene chloride	ND	1700	ug/L	550
1,1,2,2-Tetrachloroethane	ND	1700	ug/L	300
Tetrachloroethene	ND	1700	ug/L	480
Toluene	**6500**	**1700**	**ug/L**	**220**
1,1,1-Trichloroethane	ND	1700	ug/L	370
Trichloroethene	ND	1700	ug/L	280
Vinyl chloride	**56000**	**1700**	**ug/L**	**370**

SURROGATE	PERCENT RECOVERY	RECOVERY LIMITS
Dibromofluoromethane	97	(73 - 122)
1,2-Dichloroethane-d4	98	(61 - 128)
Toluene-d8	88	(76 - 110)
4-Bromofluorobenzene	86	(74 - 116)

NOTE(S):

J Estimated result. Result is less than RL.

Sample Calculation
VOC

Report Date : 26-Aug-2009 14:06

TestAmerica North Canton

INITIAL CALIBRATION DATA

Start Cal Date : 09-JUN-2009 12:04
End Cal Date : 26-AUG-2009 13:07
Quant Method : ISTD
Origin : Disabled
Target Version : 4.14
Integrator : HP RTE
Method file : \\cansvr11\dd\chem\MSV\a3ux11.i\J90826A-IC.b\8260LLUX11.m
Last Edit : 26-Aug-2009 13:22
Curve Type : Average

Calibration File Names:
Level 1: \\cansvr11\dd\chem\MSV\a3ux11.i\J90616A-IC.b\UXJ2216.D
Level 2: \\cansvr11\dd\chem\MSV\a3ux11.i\J90616A-IC.b\UXJ2215.D
Level 3: \\cansvr11\dd\chem\MSV\a3ux11.i\J90616A-IC.b\UXJ2214.D
Level 4: \\cansvr11\dd\chem\MSV\a3ux11.i\J90616A-IC.b\UXJ2213.D
Level 5: \\cansvr11\dd\chem\MSV\a3ux11.i\J90616A-IC.b\UXJ2212.D
Level 6: \\cansvr11\dd\chem\MSV\a3ux11.i\J90616A-IC.b\UXJ2211.D

	Compound	5.000 Level 1	10.000 Level 2	25.000 Level 3	50.000 Level 4	100.000 Level 5	200.000 Level 6	RRF	% RSD
8	Dichlorodifluoromethane	0.33539	0.29442	0.30304	0.28432	0.30581	0.29554	0.30309	5.781
9	Chloromethane	0.47816	0.42395	0.41102	0.38657	0.39389	0.36763	0.41020	9.407
10	Vinyl Chloride	0.56994	0.50937	0.50995	0.48047	0.50511	0.47952	0.50906	6.463
11	Bromomethane	0.29075	0.26994	0.25907	0.23383	0.24476	0.23310	0.25524	8.848
12	Chloroethane	0.39589	0.35947	0.33407	0.32676	0.33713	0.32544	0.34646	7.833
13	Trichlorofluoromethane	0.55284	0.49504	0.51145	0.48229	0.51479	0.50489	0.51021	4.702
14	Dichlorofluoromethane	0.53634	0.51776	0.46800	0.47538	0.48661	0.50485	0.49816	5.271
15	Acrolein	0.06764	0.06466	0.06201	0.06405	0.06769	0.06680	0.06548	3.483
16	Acetone	0.24719	0.16216	0.14299	0.13012	0.13298	0.12827	0.15728	29.109
17	1,1-Dichloroethene	0.39773	0.39745	0.38340	0.39454	0.38942	0.38384	0.39106	1.661
18	Freon-113	0.26966	0.24335	0.25166	0.25329	0.26245	0.26165	0.25701	3.650
19	Iodomethane	0.61698	0.60963	0.59607	0.60102	0.61996	0.61199	0.60928	1.510
20	Carbon Disulfide	1.02561	0.95244	1.01093	1.09055	1.17777	1.21700	1.07905	9.490
21	Methylene Chloride	0.75210	0.49387	0.45277	0.44636	0.44316	0.42648	0.50246	24.746
22	Acetonitrile	0.05437	0.05109	0.05448	0.05406	0.05320	0.04823	0.05257	4.702
23	Acrylonitrile	0.18732	0.17910	0.17424	0.17481	0.18124	0.18087	0.17960	2.681
24	Methyl tert-butyl ether	1.13968	1.08442	1.08929	1.11515	1.15515	1.18005	1.12729	3.353
25	trans-1,2-Dichloroethene	0.47980	0.46762	0.44423	0.45429	0.46456	0.46432	0.46247	2.621
26	Hexane	0.10748	0.07716	0.07905	0.08404	0.08817	0.08724	0.08719	12.452
27	Vinyl acetate	0.71516	0.75773	0.75668	0.80210	0.88985	0.92247	0.80733	10.156
28	1,1-Dichloroethane	0.76724	0.74257	0.73299	0.74278	0.75874	0.76211	0.75107	1.796
29	tert-Butyl Alcohol	0.03252	0.02923	0.03074	0.03125	0.03459	0.03284	0.03186	5.853
30	2-Butanone	0.21907	0.18641	0.18494	0.18832	0.19921	0.20074	0.19645	6.586
M 31	1,2-Dichloroethene (total)	0.45404	0.43973	0.43180	0.44483	0.45555	0.45553	0.44691	2.201
32	cis-1,2-dichloroethene	0.42828	0.41184	0.41938	0.43537	0.44653	0.44674	0.43136	3.306
33	2,2-Dichloropropane	0.27884	0.27321	0.28251	0.31354	0.32867	0.33460	0.30189	8.953
34	Bromochloromethane	0.19669	0.20112	0.20370	0.20308	0.20655	0.20122	0.20206	1.632
35	Chloroform	0.63520	0.64279	0.63041	0.63771	0.64969	0.66097	0.64280	1.725

Sample Calculation
VOC

Data File: \\cansvr11\dd\chem\MSV\a3ux11.i\J90911A.b\UXJ4444.D
Report Date: 14-Sep-2009 13:07

TestAmerica North Canton

VOLATILE REPORT SW-846 Method 8260A/8260B

Data file : \\cansvr11\dd\chem\MSV\a3ux11.i\J90911A.b\UXJ4444.D
Lab Smp Id: LJ9N21AM Client Smp ID: MSA-DMW9S-090209
Inj Date : 11-SEP-2009 20:52
Operator : 43582 Inst ID: a3ux11.i
Smp Info : LJ9N21AM,0.003ML/5ML
Misc Info : J90911A,8260LLUX11,,43582
Comment :
Method : \\cansvr11\dd\chem\MSV\a3ux11.i\J90911A.b\8260LLUX11.m
Meth Date : 11-Sep-2009 12:50 evansl Quant Type: ISTD
Cal Date : 08-SEP-2009 09:33 Cal File: UXJ4282.D
Als bottle: 24
Dil Factor: 1.00000
Integrator: HP RTE Compound Sublist: 4-8260+IX.sub
Target Version: 4.14
Processing Host: CANSVR11

Concentration Formula: Amt * DF * 1/Vo * CpndVariable

Name	Value	Description
DF	1.000	Dilution Factor
Vo	0.00300	Sample volume
Va	100.000	Injection Volume
Cpnd Variable		Local Compound Variable

Compounds	QUANT SIG MASS	RT	EXP RT	REL RT	RESPONSE	CONCENTRATIONS ON-COLUMN (ng)	FINAL (ug/L)
* 1 Fluorobenzene	96	5.295	5.295	(1.000)	1199779	50.0000	
* 2 Chlorobenzene-d5	117	7.969	7.969	(1.000)	793855	50.0000	
* 3 1,4-Dichlorobenzene-d4	152	10.217	10.217	(1.000)	297084	50.0000	
$ 4 Dibromofluoromethane	113	4.727	4.727	(0.893)	390864	48.5502	16183
$ 5 1,2-Dichloroethane-d4	65	5.011	5.011	(0.946)	466507	48.8570	16286
$ 6 Toluene-d8	98	6.656	6.655	(0.835)	1428062	44.0873	14696
$ 7 Bromofluorobenzene	95	9.081	9.081	(1.140)	396331	42.8064	14269
8 Dichlorodifluoromethane	85	Compound Not Detected.					
9 Chloromethane	50	Compound Not Detected.					
10 Vinyl Chloride	62	1.851	1.851	(0.350)	2043411	167.284	55761
11 Bromomethane	94	Compound Not Detected.					
12 Chloroethane	64	Compound Not Detected.					
13 Trichlorofluoromethane	101	Compound Not Detected.					
15 Acrolein	56	Compound Not Detected.					
16 Acetone	43	Compound Not Detected.					
17 1,1-Dichloroethene	96	Compound Not Detected.					
18 Freon-113	151	Compound Not Detected.					
19 Iodomethane	142	Compound Not Detected.					
20 Carbon Disulfide	76	Compound Not Detected.					
21 Methylene Chloride	84	Compound Not Detected.					

Sample Calculation
VOC

Data File: \\cansvr11\dd\chem\MSV\a3ux11.i\J90911A.b\UXJ4444.D
Report Date: 14-Sep-2009 13:07

	Compounds	QUANT SIG MASS	RT	EXP RT	REL RT	RESPONSE	CONCENTRATIONS ON-COLUMN (ng)	CONCENTRATIONS FINAL (ug/L)
	24 Methyl tert-butyl ether	73	Compound Not Detected.					
	25 trans-1,2-Dichloroethene	96	Compound Not Detected.					
	26 Hexane	86	Compound Not Detected.					
	27 Vinyl acetate	43	Compound Not Detected.					
	28 1,1-Dichloroethane	63	Compound Not Detected.					
	29 tert-Butyl Alcohol	59	3.378	3.366	(0.638)	1672	2.18701	729.00
	30 2-Butanone	43	Compound Not Detected.					
M	31 1,2-Dichloroethene (total)	96				204230	19.7312	6577.0
	32 cis-1,2-dichloroethene	96	4.336	4.336	(0.819)	204230	19.7312	6577.0
	33 2,2-Dichloropropane	77	Compound Not Detected.					
	34 Bromochloromethane	128	Compound Not Detected.					
	35 Chloroform	83	Compound Not Detected.					
	36 Tetrahydrofuran	42	Compound Not Detected.					
	37 1,1,1-Trichloroethane	97	Compound Not Detected.					
	38 1,1-Dichloropropene	75	Compound Not Detected.					
	39 Carbon Tetrachloride	117	Compound Not Detected.					
	40 1,2-Dichloroethane	62	Compound Not Detected.					
	41 Benzene	78	5.070	5.070	(0.958)	74050	1.71750	572.50
	42 Trichloroethene	130	Compound Not Detected.					
	43 1,2-Dichloropropane	63	Compound Not Detected.					
	44 1,4-Dioxane	88	Compound Not Detected.					
	45 Dibromomethane	93	Compound Not Detected.					
	46 Bromodichloromethane	83	Compound Not Detected.					
	47 2-Chloroethyl vinyl ether	63	Compound Not Detected.					
	48 cis-1,3-Dichloropropene	75	Compound Not Detected.					
	49 4-Methyl-2-pentanone	43	Compound Not Detected.					
	50 Toluene	91	6.715	6.715	(0.843)	770484	19.3586	6452.8
	51 trans-1,3-Dichloropropene	75	Compound Not Detected.					
	52 Ethyl Methacrylate	69	Compound Not Detected.					
	53 1,1,2-Trichloroethane	97	Compound Not Detected.					
	54 1,3-Dichloropropane	76	Compound Not Detected.					
	55 Tetrachloroethene	164	Compound Not Detected.					
	56 2-Hexanone	43	Compound Not Detected.					
	57 Dibromochloromethane	129	Compound Not Detected.					
	58 1,2-Dibromoethane	107	Compound Not Detected.					
	59 Chlorobenzene	112	Compound Not Detected.					
	60 1,1,1,2-Tetrachloroethane	131	Compound Not Detected.					
	61 Ethylbenzene	106	8.087	8.087	(1.015)	73982	6.16328	2054.4
	62 m + p-Xylene	106	8.194	8.194	(1.028)	874108	58.4540	19485
M	63 Xylenes (total)	106				932787	62.6646	20888
	64 Xylene-o	106	8.572	8.572	(1.076)	58679	4.21064	1403.5
	65 Styrene	104	Compound Not Detected.					
	66 Bromoform	173	Compound Not Detected.					
	67 Isopropylbenzene	105	Compound Not Detected.					
	68 1,1,2,2-Tetrachloroethane	83	Compound Not Detected.					
	69 1,4-Dichloro-2-butene	53	Compound Not Detected.					
	70 1,2,3-Trichloropropane	110	Compound Not Detected.					
	71 Bromobenzene	156	Compound Not Detected.					
	72 n-Propylbenzene	120	Compound Not Detected.					
	73 2-Chlorotoluene	126	Compound Not Detected.					
	74 1,3,5-Trimethylbenzene	105	Compound Not Detected.					
	75 4-Chlorotoluene	126	Compound Not Detected.					

Sample Calculation
OVG

Tetra Tech NUS, Inc

Client Sample ID: MSA-MW18I-090109

GC Volatiles

Lot-Sample #...:	A9I020192-007	**Work Order #...:**	LJ7J51C2	**Matrix.....:**	WG
Date Sampled...:	09/01/09 11:10	**Date Received..:**	09/02/09		
Prep Date.....:	09/09/09	**Analysis Date..:**	09/09/09		
Prep Batch #...:	9253068				
Dilution Factor:	1	**Initial Wgt/Vol:**	1 mL	**Final Wgt/Vol..:**	1 mL
		Method.....:	RSK SOP-175		

PARAMETER	RESULT	REPORTING LIMIT	UNITS	MDL
Methane	390	0.50	ug/L	0.17
Ethane	2.7	0.50	ug/L	0.27
Ethene	26	0.50	ug/L	0.24

Sample Calculation
OVG

TestAmerica North Canton

Gas Anaysis

Data file : \\cansvr11\dd\chem\GCV\zpid.i\z90909.b\ZF090908.D
Lab Smp Id: LJ7J51C2 Client Smp ID: MSA-MW18I-090109
Inj Date : 09-SEP-2009 16:12
Operator : 01616 Inst ID: zpid.i
Smp Info : LJ7J51C2
Misc Info : z90909.b
Comment :
Method : \\cansvr11\dd\chem\GCV\zpid.i\z90909.b\RSK_C_02.m
Meth Date : 23-Sep-2009 09:22 zpid.i Quant Type: ESTD
Cal Date : 01-SEP-2009 12:18 Cal File: ZF090108.D
Als bottle: 1
Dil Factor: 1.00000
Integrator: Falcon Compound Sublist: rsk.sub
Target Version: 4.14
Processing Host: CANPGCV06

Concentration Formula: Amt * DF * CpndVariable
Cpnd Variable Local Compound Variable

Compounds	RT	EXP RT	DLT RT	RESPONSE	CONCENTRATIONS ON-COLUMN (ug/L)	FINAL (ug/L)
1 Methane	3.597	3.589	0.008	5220779	391.779	391.8
2 Ethene	5.430	5.420	0.010	854277	26.3003	26.30
3 Ethane	6.144	6.127	0.017	101998	2.72036	2.720
4 Acetylene	Compound Not Detected.					

Sample Calculation
OVG

TestAmerica North Canton

INITIAL CALIBRATION DATA

Start Cal Date : 31-AUG-2009 09:37
End Cal Date : 01-SEP-2009 12:18
Quant Method : ESTD
Origin : Disabled
Target Version : 4.14
Integrator : Falcon
Method file : \\cansvr11\dd\chem\GCV\zpid.i\z90901.b\RSK_C_02.m
Last Edit : 02-Sep-2009 08:06 fausnigb
Curve Type : Average

Calibration File Names:
Level 1: \\cansvr11\dd\chem\GCV\zpid.i\z90901.b\ZF090102.D
Level 2: \\cansvr11\dd\chem\GCV\zpid.i\z90901.b\ZF090103.D
Level 3: \\cansvr11\dd\chem\GCV\zpid.i\z90901.b\ZF090104.D
Level 4: \\cansvr11\dd\chem\GCV\zpid.i\z90901.b\ZF090105.D
Level 5: \\cansvr11\dd\chem\GCV\zpid.i\z90901.b\ZF090106.D
Level 6: \\cansvr11\dd\chem\GCV\zpid.i\z90901.b\ZF090107.D
Level 7: \\cansvr11\dd\chem\GCV\zpid.i\z90901.b\ZF090108.D

Compound	0.50000 Level 1	1.000 Level 2	20.000 Level 3	100.000 Level 4	200.000 Level 5	400.000 Level 6	RRF	%RSD
	1500.000 Level 7							
1 Methane	10792	10815	14085	14213	14889	14648		
	13839						13326	13.193
2 Ethene	24483	27137	35033	34953	37328	35458		
	32979						32482	14.751
3 Ethane	26923	30687	40330	40073	43034	41823		
	39591						37494	16.391
4 Acetylene	12416	13729	15136	14830	15998	13283		
	11780						13881	10.964

Sample Calculation

Form 1

ORGANIC ANALYSIS DATA SHEET

EPA 8260B-SIM

MSA-DMW2S-090109

Laboratory:	TestAmerica Irvine			SDG:	9I02192
Client:	TestAmerica North Canton			Project:	MSA Groundwater Sampling
Matrix:	Water	Laboratory ID:	ISI0872-09	File ID:	V0914009.D
Sampled:	09/01/09 16:35	Prepared:	09/14/09 00:00	Analyzed:	09/14/09 14:47
Solids:		Preparation:	EPA 5030B GCMS	Initial/Final:	10 ml / 10 ml
Batch:	9I14020	Sequence:		Calibration:	Instrument: gcms45

CAS NO.	COMPOUND	DILUTION	CONC. (ug/l)	Q
123-91-1	1,4-Dioxane	50	250	D
123-91-1	1,4-Dioxane	50	250	D

SYSTEM MONITORING COMPOUND	ADDED (ug/l)	CONC (ug/l)	% REC	QC LIMITS	Q
Dibromofluoromethane	1.00	0.870	87	80 - 120	
Dibromofluoromethane	1.00	0.870	87	80 - 120	

INTERNAL STANDARD	AREA	RT	REF AREA	REF RT	Q
1,4-Dioxane-d8 (IS)	16281	5.73	17949	5.73	
Pentafluorobenzene	154419	4.52	151096	4.52	

* Values outside of QC limits

Sample Calculation

Form 7

CONTINUING CALIBRATION CHECK

EPA 8260B-SIM

Laboratory:	TestAmerica Irvine	SDG:	9I02192
Client:	TestAmerica North Canton	Project:	MSA Groundwater Sampling
Instrument ID:	GCMS45	Calibration:	I9H1901
Lab File ID:	DIOX010.D	Calibration Date:	08/17/09 00:00
Sequence:	II92804	Injection Date:	09/14/09
Lab Sample ID:	II92804-CCV1	Injection Time:	09:57

		CONC. (ug/l)		RESPONSE FACTOR			% DIFF / DRIFT	
COMPOUND	TYPE	STD	CCV	ICAL	CCV	MIN (#)	CCV	LIMIT (#)
1,4-Dioxane	A	10.0	9.43	2.238681	2.11112		-5.7	20

Column to be used to flag Response Factor and %Diff/Drift values with an asterisk

* Values outside of QC limits

Sample Calculation

Quantitation Report (Not Reviewed) MSA-DMW25-090109

Data File : C:\GCMS45\09SEP14\V0914009.D Vial: 12
Acq On : 14 Sep 2009 2:47 pm Operator: GCMS
Sample : ISI0872-09 200UL DF50TA NO Inst : gcms45
Misc : W 8260B-SIM 1,4-DIOXANE Multiplr: 50.00
MS Integration Params: RTEINT.P
Quant Time: Sep 14 15:06 2009 Quant Results File: V9H17DXT.RES

GMK

Quant Method : C:\MSDCHEM\1\METHODS\V9H17DXT.M (RTE Integrator)
Title : 8260 SIM Ini. Cal. 8/17/2009
Last Update : Tue Aug 18 07:59:48 2009
Response via : Initial Calibration
DataAcq Meth : V9H17DXT

Internal Standards	R.T.	QIon	Response	Conc	Units	Dev(Min)
1) Pentafluorobenzene (IS)	4.52	99	54419	1.00	ug/L	-0.02
5) 1,4-Dioxane-d8	5.73	64	16281	25.00	ug/L	-0.01
7) 1,2,3-Trichloropropane-d5	9.12	79	38535	500.00	ng/L	-0.02
System Monitoring Compounds						
4) Dibromofluoromethane (SU1)	4.07	113	131001	0.87	ug/L	-0.02
Spiked Amount 1.000	Range 80 - 120		Recovery = 87.00%			
Target Compounds						Qvalue
2) tert-Butanol (TBA)	2.44	59	11072	0.40	ug/L	96
3) MTBE	3.14	73	381	0.00	ug/L #	53
6) 1,4-Dioxane	5.79	88	7215	4.95	ug/L	91
8) Chloroform	3.95	83	39824	191.86	ng/L	99
9) 1,1,2,2-Tetrachloroethane	9.05	83	256	2.27	ng/L #	77
10) 1,2,3-Trichloropropane	9.18	75	97	1.19	ng/L #	74

(#) = qualifier out of range (m) = manual integration
V0914009.D V9H17DXT.M Mon Sep 14 15:06:15 2009 GCMS45 Page 1

Sample Calculation
GRO

Tetra Tech NUS, Inc

Client Sample ID: MSA-MW24S-090109

GC Volatiles

Lot-Sample #...:	A9I020192-002	**Work Order #...:**	LJ7JC1CQ	**Matrix.....:**	WG
Date Sampled...:	09/01/09 10:30	**Date Received..:**	09/02/09		
Prep Date.....:	09/04/09	**Analysis Date..:**	09/04/09		
Prep Batch #...:	9251080				
Dilution Factor:	1	**Initial Wgt/Vol:**	5 mL	**Final Wgt/Vol..:**	5 mL
		Method.....:	SW846 8015B		

PARAMETER	RESULT	REPORTING LIMIT	UNITS	MDL
TPH (as Gasoline)	36 J	**100**	**ug/L**	**28**

SURROGATE	PERCENT RECOVERY	RECOVERY LIMITS
Trifluorotoluene	120	(10 - 150)

NOTE(S):

J Estimated result. Result is less than RL.

Sample Calculation
GRO

TestAmerica North Canton

Data file : \\cansvr11\dd\chem\GCV\afid.i\A90904.b\AF090409.D
Lab Smp Id: LJ7JC1CQ Client Smp ID: MSA-MW24S-090109
Inj Date : 04-SEP-2009 14:49
Operator : 01616 Inst ID: afid.i
Smp Info : LJ7JC1CQ,2.5ML
Misc Info : A90904.b
Comment :
Method : \\cansvr11\dd\chem\GCV\afid.i\A90904.b\A8015B.m
Meth Date : 04-Sep-2009 12:54 fausnigb Quant Type: ESTD
Cal Date : 06-JUL-2009 14:42 Cal File: AF070609.D
Als bottle: 1
Dil Factor: 1.00000
Integrator: Falcon Compound Sublist: gas.sub
Target Version: 4.14
Processing Host: CANSVR11

Concentration Formula: Amt * DF * 1/Vo * CpndVariable

Name	Value	Description
DF	1.000	Dilution Factor
Vo	2.500	Purge Volume
Cpnd Variable		Local Compound Variable

	Compounds	RT	EXP RT	DLT RT	RESPONSE	CONCENTRATIONS ON-COLUMN (ng)	CONCENTRATIONS FINAL (ug/L)
S	6 Total TPH				3431631	89.2220	35.688
S	2 TPH-1	4.900-8.510			457531	10.0803	4.032
	3 Fluorobenzene (IS)	8.518	8.515	0.003	3899571	50.0000	20.000
S	4 TPH-2	8.550-9.540			120190	3.19000	1.276
S	5 TFT (Surrogate)	9.550-9.700			2813106	72.1040	28.841
S	7 TPH-3	9.710-16.600			2853910	75.9517	30.380

Sample Calculation
GRO

Data File: \\cansvr11\dd\chem\GCV\afid.i\A90904.b\AF090402.D Page 1
Report Date: 04-Sep-2009 12:54

TestAmerica North Canton

CONTINUING CALIBRATION COMPOUNDS

Instrument ID: afid.i Injection Date: 04-SEP-2009 10:40
Lab File ID: AF090402.D Init. Cal. Date(s): 06-JUL-2009 06-JUL-2009
Analysis Type: WATER Init. Cal. Times: 11:12 14:42
Lab Sample ID: GAS CAL Quant Type: ESTD
Method: \\cansvr11\dd\chem\GCV\afid.i\A90904.b\A8015B.m

COMPOUND	RRF / AMOUNT	RF1000	CCAL RRF1000	MIN RRF	%D / %DRIFT	MAX %D / %DRIFT	CURVE TYPE	
S 6 Total TPH	39929	38412	38412	0.010	3.80160	15.00000	Averaged	
S 2 TPH-1	45389	49148	49148	0.010	-8.28306	15.00000	Averaged	
3 Fluorobenzene (IS)	50.00000	50.00000	88084	0.010	0.000e+000	15.00000	Quadratic	
S 4 TPH-2	37677	37882	37882	0.010	-0.54498	15.00000	Averaged	
S 5 TFT (Surrogate)	39015	28147	28147	0.010	27.85391	15.00000	Averaged	<-
S 7 TPH-3	37575	33131	33131	0.010	11.82673	15.00000	Averaged	

Average %D / Drift Results.

Calculated Average %D/Drift = 10.46206
Maximun Average %D/Drift = 15.00000
* Passed Average %D/Drift Test.

Sample Calculation
DRO

Tetra Tech NUS, Inc

Client Sample ID: MSA-DMW9S-090209

GC Semivolatiles

Lot-Sample #...:	A9I030186-004	**Work Order #...:**	LJ9N21CM	**Matrix.....:**	WG
Date Sampled...:	09/02/09 12:10	**Date Received..:**	09/03/09		
Prep Date.....:	09/04/09	**Analysis Date..:**	09/05/09		
Prep Batch #...:	9247036				
Dilution Factor:	1	**Initial Wgt/Vol:**	1040 mL	**Final Wgt/Vol..:**	1 mL
		Method.....:	SW846 8015B		

PARAMETER	RESULT	REPORTING LIMIT	UNITS	MDL
TPH (as Diesel)	**680 B**	**100**	**ug/L**	**30**

SURROGATE	PERCENT RECOVERY	RECOVERY LIMITS
C9 (nonane)	49	(10 - 110)

NOTE(S):

B Method blank contamination. The associated method blank contains the target analyte at a reportable level.

Sample Calculation
DRO

TestAmerica North Canton

Diesel DRO 8015

Data file : \\cansvr11\dd\chem\GCS\a2hp7.i\90905.b\069B1901.D
Lab Smp Id: LJ9N21CM Client Smp ID: MSA-DMW9S-090209
Inj Date : 05-SEP-2009 21:28
Operator : 2398 Inst ID: a2hp7.i
Smp Info : LJ9N21CM
Misc Info :
Comment :
Method : \\cansvr11\dd\chem\GCS\a2hp7.i\90905.b\TPH7b.m
Meth Date : 09-Sep-2009 15:17 geiss Quant Type: ESTD
Cal Date : 04-SEP-2009 00:04 Cal File: 068B1801.D
Als bottle: 69
Dil Factor: 1.00000
Integrator: HP Genie Compound Sublist: 3-TPHasDIESEL.sub
Target Version: 4.14
Processing Host: CANSVR11

Concentration Formula: Amt * DF * Vt/Vi/Vo * CpndVariable

Name	Value	Description
DF	1.000	Dilution Factor
Vt	1000.000	final vol.
Vi	1.000	volume injected
Vo	1040.000	initial vol.
Cpnd Variable		Local Compound Variable

					CONCENTRATIONS	
					ON-COLUMN	FINAL
Compounds	RT	EXP RT	DLT RT	RESPONSE	(ng)	(ug/L)
S 1 TPH as Diesel	4.255-14.177			777288189	704.161	677.1
$ 3 Nonane	2.851	2.851	0.000	297970	48.9213	47.04 (M)

QC Flag Legend

M - Compound response manually integrated.

Sample Calculation
DRO

TestAmerica North Canton

INITIAL CALIBRATION DATA

Start Cal Date : 03-SEP-2009 16:44
End Cal Date : 04-SEP-2009 00:04
Quant Method : ESTD
Origin : Disabled
Target Version : 4.14
Integrator : HP Genie
Method file : \\cansvr11\dd\chem\GCS\a2hp7.i\90903C.b\TPH7b.m
Last Edit : 04-Sep-2009 13:21 geiss
Curve Type : Average

Calibration File Names:
Level 1: \\cansvr11\dd\chem\GCS\a2hp7.i\90903C.b\064B1401.D
Level 2: \\cansvr11\dd\chem\GCS\a2hp7.i\90903C.b\065B1501.D
Level 3: \\cansvr11\dd\chem\GCS\a2hp7.i\90903C.b\066B1601.D
Level 4: \\cansvr11\dd\chem\GCS\a2hp7.i\90903C.b\067B1701.D
Level 5: \\cansvr11\dd\chem\GCS\a2hp7.i\90903C.b\068B1801.D

	Compound	100.000 Level 1	200.000 Level 2	500.000 Level 3	1000.000 Level 4	2000.000 Level 5	RRF	% RSD	
S	1 TPH as Diesel	1020455	1112162	1167105	1121483	1098046	1103850	4.830	
S	34 c10-c28	1188819	1072282	1145157	1241811	1196456	1168905	5.473	
S	2 c10 to c34	+++++	+++++	+++++	+++++	+++++	+++++	+++++	<-
S	4 DRO	+++++	+++++	+++++	+++++	+++++	+++++	+++++	<-
S	5 C10 to C20	1250826	1195263	1118746	454267	1444647	1092750	34.474	<-
S	6 C20 to C34	988878	1003365	927104	393431	1082710	879098	31.520	<-
$	3 Nonane	6183	6073	6312	6213	5672	6091	4.087	

Tetra Tech NUS **INTERNAL CORRESPONDENCE**

TO: **D. MURALI** **DATE: OCTOBER 27, 2009**

FROM: **LEANNE M. GANSER** **COPIES: DV FILE**

SUBJECT: **INORGANIC DATA VALIDATION – TOTAL AND DISSOLVED METALS, HEXAVALENT CHROMIUM, PERCHLORATE, AND MISCELLANEOUS PARAMETERS**
LOCKHEED – MSA GW SAMPLING
SAMPLE DELIVERY GROUP (SDG) – 9I02192

SAMPLES: 15/Aqueous/

MSA-DMW2S-090109	MSA-DMW4I-090109	MSA-DMW8D-090209
MSA-DMW8I-090209	MSA-DMW8S-090209	MSA-DMW9D-090209
MSA-DMW9I-090209	MSA-DMW9S-090209	MSA-DMW18I-090109
MSA-DMW18S-090109	MSA-DMW19D-090109	MSA-DMW19I-090109
MSA-DMW24I-090109	MSA-DMW24S-090109	MSA-DMW30D-090109

Overview

The sample set for Lockheed – MSA GW Sampling, SDG 9I02192, consists of fifteen (15) aqueous environmental samples. No field duplicate pairs were included within this SDG.

All samples were analyzed for select total and dissolved metals, hexavalent chromium and perchlorate. Samples MSA-DMW4I-090109, MSA-MW18I-090109, and MSA-MW18S-090109 were also analyzed for total calcium, magnesium, potassium, silica, and sodium, and alkalinity, chloride, dissolved organic carbon, nitrate, nitrite, orthophosphate, sulfate, and total dissolved solids. The samples were collected by Tetra Tech NUS on September 1 and 2, 2009 and analyzed by Test America – North Canton and Test America - Sacramento. All analyses were conducted using SW-846 methods 6010B and 6020 for metals, 7470A for mercury, 7196A for hexavalent chromium, 6850 for perchlorate, and 9060 for dissolved organic carbon and MCAWW methods 310.1 for alkalinity, 300.0A for chloride, nitrate, nitrite, orthophosphate, and sulfate, and 160.1 for total dissolved solids.

The findings offered in this report are based upon a general review of all available data. The data review was based on data completeness, holding times, ICP-MS tune, initial and continuing calibration verification results, laboratory method / preparation blank results, ICP interference results, laboratory control sample recoveries, matrix spike / matrix spike duplicate recoveries, ICP serial dilution results, internal standard recoveries, detection limits and analyte quantitation.

Areas of concern with respect to data quality are listed below.

Major Problems

- The matrix spike / matrix spike duplicate percent recoveries for hexavalent chromium were < 30% quality control limit for sample MSA-MW19D-090109 (batch 9245477). The positive results reported for hexavalent chromium were qualified as biased low, "L" and non-detected results were rejected "UR", respectively, for samples MSA-DMW2S-090109, MSA-DMW4I-090109, MSA-MW18I-090109, MSA-MW18S-090109, MSA-MW19D-090109, MSA-MW19I-090109, MSA-MW24I-090109, MSA-MW24S-090109, and MSA-MW30D-090109.

Minor Problems

- Sample MSA-MW18S-090109 was analyzed for nitrate and nitrite 1 day outside of the 2 day maximum holding time. Nondetect results for nitrate and nitrite in this sample were qualified as estimated, "UJ".

- The CRDL percent recoveries for total and dissolved cadmium, copper, iron, manganese, nickel, selenium, silver, thallium, and zinc on 09/15/09 were > 110% quality control limit affecting all total and dissolved samples except MSA-DMW24S-090109. Positive results < 2X CRDL reported for cadmium, copper, iron, manganese, nickel, selenium, silver, thallium, and zinc in the affected samples were qualified as biased high, "K". Several results were previously qualified for blank contamination.

- The following contaminants were detected in the laboratory method/preparation blanks at the following maximum concentrations:

Analyte	Maximum Concentration (ug/L)	Action Level (ug/L)
Antimony	0.14	0.7
Barium[1]	0.84	4.2
Barium[2]	0.42	2.1
Beryllium[3]	0.075	0.375
Cadmium[1]	0.034	0.17
Cadmium[3]	0.098	0.49
Chromium[1]	0.31	1.55
Chromium[2]	0.25	1.25
Cobalt[1]	0.043	0.215
Cobalt[4]	0.048	0.24
Cobalt [3]	0.095	0.475
Copper[1]	0.39	1.95
Copper[2]	0.43	2.15
Iron[1]	21.9	109.5
Iron[2]	25.9	129.5
Lead[1]	0.063	0.315
Lead[3]	0.069	0.345
Manganese[5]	0.88	4.4
Manganese[3]	0.99	4.95
Mercury [3]	0.1	0.5
Molybdenum[4]	0.24	1.2
Molybdenum[3]	0.43	2.15
Nickel[1]	0.22	1.1
Nickel[3]	0.066	0.33
Selenium[6]	0.26	1.3
Selenium[3]	0.33	1.65
Silver[7]	0.022	0.11
Silver[4]	0.026	0.13
Silver[3]	0.082	0.41
Thallium[5]	0.22	1.1

Thallium[3]	0.31	1.55
Zinc[1]	4.0	20
Zinc[2]	5.4	27

1. Maximum concentration in preparation blank affecting all total and dissolved samples except samples MSA-DMW8D-090209, MSA-DMW8I-090209, MSA-DMW8S-090209, MSA-DMW9D-090209, MSA-DMW9I-090209, and MSA-DMW9S-090209.

2. Maximum concentration in preparation blank affecting total and dissolved samples MSA-DMW8D-090209, MSA-DMW8I-090209, MSA-DMW8S-090209, MSA-DMW9D-090209, MSA-DMW9I-090209, and MSA-DMW9S-090209.

3. Affecting total and dissolved samples MSA-DMW8D-090209, MSA-DMW8I-090209, MSA-DMW8S-090209, MSA-DMW9D-090209, MSA-DMW9I-090209, and MSA-DMW9S-090209.

4. Affecting all total and dissolved samples except MSA-DMW8D-090209, MSA-DMW8I-090209, MSA-DMW8S-090209, MSA-DMW9D-090209, MSA-DMW9I-090209, MSA-DMW9S-090209, and MSA-DMW24S-090109.

5. Affecting all total and dissolved samples except MSA-DMW8D-090209, MSA-DMW8I-090209, MSA-DMW8S-090209, MSA-DMW9D-090209, MSA-DMW9I-090209, and MSA-DMW9S-090209.

6. Affecting all total and dissolved samples except MSA-DMW24S-090109.

7. Affecting total and dissolved sample MSA-DMW24S-090109.

- The following contaminants were detected in the laboratory method/preparation blanks at the following maximum concentrations affecting samples MSA-DMW4I-090109, MSA-MW18I-090109, and MSA-MW18S-090109:

Analyte	Maximum Concentration (ug/L)	Action Level (ug/L)
Calcium	12.1	60.5
Potassium	227	1135
Silica	44.8	224

- The following contaminants were detected in the laboratory method/preparation blanks at the following maximum concentrations affecting samples:

Analyte	Maximum Concentration	Action Level
Alkalinity[1]	4.3 mg/L	21.5 mg/L
Alkalinity[2]	4.4 mg/L	22 mg/L

1 Maximum concentration in preparation blank affecting sample MSA-MW18I-090109.
2 Maximum concentration in preparation blank affecting samples MSA-DMW4I-090109 and MSA-MW18S-090109.

An action level of 5X the maximum contaminant level has been used to evaluate sample data for blank contamination. Sample aliquot and dilution factors, if applicable, were taken into consideration when evaluating for blank contamination. Positive results less than the blank action level were qualified "B" as a result of laboratory blank contamination.

- The interfering analyte iron was present in total and dissolved sample MSA-DMW9S-090209 at a concentration comparable to the concentration of iron in the interference check sample

(ICS) solution. Several analytes namely, antimony, barium, cadmium, chromium, cobalt, copper, lead, manganese, nickel, selenium, silver, thallium, and zinc were present in the ICS solution at a concentration that exceeded the absolute value of the instrument detection limit (IDL). Interference effects exist for antimony, cadmium, chromium, cobalt, nickel, and selenium in the total and dissolved affected sample. Interference effects also exist for total lead, dissolved copper, and dissolved zinc. Positive results for total and dissolved chromium were qualified as biased high, "K". Non-detected results for total and dissolved cadmium were qualified as biased low, "UL". No other validation actions were warranted as the results were qualified for blank contamination.

- The interfering analyte iron was present in total and dissolved sample MSA-DMW18I-090109 at a concentration comparable to the concentration of iron in the interference check sample (ICS) solution. Several analytes namely, antimony, barium, cadmium, chromium, cobalt, copper, lead, manganese, nickel, selenium, silver, thallium, and zinc were present in the ICS solution at a concentration that exceeded the absolute value of the instrument detection limit (IDL). Interference effects exist for thallium in the total and dissolved affected sample. Interference effects also exist for dissolved chromium and dissolved lead. Positive results for dissolved chromium and dissolved were qualified as biased high, "K". No other validation actions were warranted as the results for thallium were qualified for blank contamination.

- The interfering analyte iron was present in total and dissolved sample MSA-DMW18S-090109 at a concentration comparable to the concentration of iron in the interference check sample (ICS) solution. Several analytes namely, antimony, barium, cadmium, chromium, cobalt, copper, lead, manganese, nickel, selenium, silver, thallium, and zinc were present in the ICS solution at a concentration that exceeded the absolute value of the instrument detection limit (IDL). Interference effects exist for antimony, cadmium, chromium, copper, lead, and selenium in the total and dissolved affected sample. Interference effects also exist for total zinc. Positive results for total and dissolved chromium and total zinc were qualified as biased high, "K". No other validation actions were warranted as the results were qualified for blank contamination.

- The interfering analyte iron was present in total and dissolved sample MSA-DMW19I-090109 at a concentration comparable to the concentration of iron in the interference check sample (ICS) solution. Several analytes namely, antimony, barium, cadmium, chromium, cobalt, copper, lead, manganese, nickel, selenium, silver, thallium, and zinc were present in the ICS solution at a concentration that exceeded the absolute value of the instrument detection limit (IDL). Interference effects exist for cadmium, chromium, and copper in the total and dissolved affected sample. Interference effects also exist for total lead. Positive results for total and dissolved chromium were qualified as biased high, "K". No other validation actions were warranted as the results were qualified for blank contamination.

- The interfering analyte iron was present in total and dissolved sample MSA-DMW24S-090109 at a concentration comparable to the concentration of iron in the interference check sample (ICS) solution. Several analytes namely, antimony, barium, cadmium, chromium, copper, lead, manganese, nickel, selenium, silver, thallium, and zinc were present in the ICS solution at a concentration that exceeded the absolute value of the instrument detection limit (IDL). Interference effects exist for antimony, cadmium, lead, and thallium in the total and dissolved affected sample. Interference effects also exist for dissolved barium. Positive results for total and dissolved lead and dissolved barium were qualified as biased high, "K". Positive results for total and dissolved cadmium were qualified as biased low, "L". No other validation actions were warranted as the results were qualified for blank contamination.

- The matrix spike / matrix spike duplicate percent recoveries for hexavalent chromium were < 75% quality control limit for sample MSA-DMW8S-090209 (batch 9246508). The positive and nondetected results reported for hexavalent chromium were qualified as biased low, "L" and

"UL", respectively, for samples MSA-DMW8D-090209, MSA-DMW8I-090209, MSA-DMW8S-090209, MSA-DMW9D-090209, MSA-DMW9I-090209, and MSA-DMW9S-090209.

- The matrix spike duplicate percent recoveries for perchlorate were < 75% quality control limit for sample MSA-DMW9I-090209 (batch 9255095). The nondetected results reported for perchlorate were qualified as biased low, "UL", for samples MSA-DMW8D-090209, MSA-DMW8I-090209, MSA-DMW8S-090209, MSA-DMW9D-090209, MSA-DMW9I-090209, and MSA-DMW9S-090209.

- The serial dilution percent difference for potassium was >10% quality control limit for sample MSA-MW18S-090109. Positive results for potassium were qualified as estimated, "J".

- Positive results reported below the reporting limit (RL) but above the method detection limit (MDL) for the perchlorate analyses were qualified as estimated, "J".

Notes

Laboratory noted that sample MSA-DMW2S-090109 was not reported on the chain of custody.

The matrix spike / matrix spike duplicate percent recoveries for alkalinity, chloride, and orthophosphate were < 75% quality control limit. No action was taken as the MS/MSD was not performed with a sample from this SDG.

Sample MSA-DMW9I-090209 has an elevated reporting limit for hexavalent chromium due to matrix interference.

The contract required detection limit (CRDL) percent recovery for total and dissolved mercury on 09/10/09 was > 120% quality control limit affecting total and dissolved samples MSA-DMW8D-090209, MSA-DMW8I-090209, MSA-DMW8S-090209, MSA-DMW9D-090209, MSA-DMW9I-090209, and MSA-DMW9S-090209. No action was taken as positive results < 2X CRDL were previously qualified for blank contamination.

The CRDL percent recoveries for total and dissolved manganese and thallium on 09/15/09 were > 110% quality control limit affecting total and dissolved sample MSA-DMW24S-090109. No action was taken as the positive results for total and dissolved manganese were >2X CRDL and the positive results for total and dissolved thallium < 2X CRDL were previously qualified for blank contamination.

The CRDL percent recoveries for total and dissolved copper, silver, and zinc on 09/16/09 were > 110% quality control limit affecting total and dissolved sample MSA-DMW24S-090109. No action was taken as positive results were > 2X CRDL or results were nondetected.

The matrix spike percent recovery for total and dissolved cobalt was < 75% quality control limit for sample MSA-DMW9I-090209 (batch 9252016). The positive results reported for cobalt were qualified as biased low, "L" for all samples, except MSA-DMW24S-090109. Total and dissolved cobalt was previously qualified for blank contamination in sample MSA-DMW9S-090209.

The interfering analyte iron was present in total and dissolved sample MSA-DMW4I-090109 at a concentration comparable to the concentration of iron in the interference check sample (ICS) solution. Several analytes namely, antimony, barium, cadmium, chromium, cobalt, copper, lead, manganese, nickel, selenium, silver, thallium, and zinc were present in the ICS solution at a concentration that exceeded the absolute value of the instrument detection limit (IDL). Interference effects exist for antimony and thallium in the affected sample. No validation actions were warranted for antimony and thallium as the results were qualified for blank contamination.

The interfering analyte iron was present in total sample MSA-DMW8I-090209 at a concentration comparable to the concentration of iron in the interference check sample (ICS) solution. Several analytes namely, antimony, barium, cadmium, chromium, cobalt, copper, lead, manganese, nickel, selenium, silver, thallium, and zinc were present in the ICS solution at a concentration that exceeded the absolute value of the instrument detection limit (IDL). Interference effects exist for silver and thallium in the affected sample. No validation actions were warranted for silver and thallium as the result for silver was nondetect and thallium was qualified for blank contamination.

The interfering analyte iron was present in total and dissolved sample MSA-DMW8S-090209 at a concentration comparable to the concentration of iron in the interference check sample (ICS) solution. Several analytes namely, antimony, barium, cadmium, chromium, cobalt, copper, lead, manganese, nickel, selenium, silver, thallium, and zinc were present in the ICS solution at a concentration that exceeded the absolute value of the instrument detection limit (IDL). Interference effects exist for antimony and cadmium in the affected sample. No validation actions were warranted for antimony and cadmium as the results were qualified for blank contamination.

The interfering analyte iron was present in total and dissolved sample MSA-DMW9D-090209 at a concentration comparable to the concentration of iron in the interference check sample (ICS) solution. Several analytes namely, antimony, barium, cadmium, chromium, cobalt, copper, lead, manganese, nickel, selenium, silver, thallium, and zinc were present in the ICS solution at a concentration that exceeded the absolute value of the instrument detection limit (IDL). Interference effects exist for antimony and cadmium in the total and dissolved affected sample. Interference effects also exist for selenium and thallium in the total sample and for chromium and copper in the dissolved sample. No validation actions were warranted as the results were nondected or were qualified for blank contamination.

The interfering analyte iron was present in total sample MSA-DMW9I-090209 at a concentration comparable to the concentration of iron in the interference check sample (ICS) solution. Several analytes namely, antimony, barium, cadmium, chromium, cobalt, copper, lead, manganese, nickel, selenium, silver, thallium, and zinc were present in the ICS solution at a concentration that exceeded the absolute value of the instrument detection limit (IDL). Interference effects exist for thallium in the total affected sample. No validation actions were warranted as the result was qualified for blank contamination.

Executive Summary

Laboratory Performance: The CRDL percent recoveries for several analytes were outside the 90-110% quality control limits. Several analytes were present in the laboratory method / preparation blanks. Serial dilution percent difference for potassium was >10% quality control limit.

Other Factors Affecting Data Quality: The interfering analyte iron was present in several samples. The matrix spike / matrix spike duplicate percent recoveries for hexavalent chromium were < 30% quality control limit. The matrix spike percent recovery for perchlorate was < 75% quality control limit. Positive results reported below the RL but above the MDL for the perchlorate analyses were qualified as estimated.

The data for these analyses were reviewed with reference to Region III modifications to the "National Functional Guidelines for Inorganic Data Validation", April 1993 and Region III modifications to the "National Functional Guidelines for Organic Data Validation", September 1994.

The text of this report has been formulated to address only those problem areas affecting data quality.

Tetra Tech NUS
Leanne M. Ganser
Environmental Scientist

Tetra Tech NUS
Joseph A. Samchuck
Quality Assurance Officer

Attachments:

1. Appendix A - Qualified Analytical Results
2. Appendix B - Results as reported by the Laboratory
3. Appendix C - Support Documentation

APPENDIX A
QUALIFIED ANALYTICAL RESULTS

Data Validation Qualifier Codes:

A = Lab Blank Contamination
B = Field Blank Contamination
C = Calibration Noncompliance (e.g. % RSDs, %Ds, ICVs, CCVs, RRFs, etc.)
C01 = GC/MS Tuning Noncompliance
D = MS/MSD Recovery Noncompliance
E = LCS/LCSD Recovery Noncompliance
F = Lab Duplicate Imprecision
G = Field Duplicate Imprecision
H = Holding Time Exceedance
I = ICP Serial Dilution Noncompliance
J = GFAA PDS-GFAA MSA's r < 0.995 / ICP PDS Recovery Noncompliance
K = ICP Interference - includes ICS % R Noncompliance
L = Instrument Calibration Range Exceedance
M = Sample Preservation Noncompliance
N = Internal Standard Noncompliance
N01 = Internal Standard Recovery Noncompliance Dioxins
N02 = Recovery Standard Noncompliance Dioxins
N03 = Clean-up Standard Noncompliance Dioxins
O = Poor Instrument Performance (e.g. base-line drifting)
P = Uncertainty near detection limit (< 2 x IDL for inorganics and <CRQL for organics)
Q = Other problems (can encompass a number of issues; e.g. chromatography,interferences, etc.)
R = Surrogates Recovery Noncompliance
S = Pesticide/PCB Resolution
T = % Breakdown Noncompliance for DDT and Endrin
U = % Difference between columns/detectors >25% for positive results determined via GC/HPLC
V = Non-linear calibrations; correlation coefficient r < 0.995
W = EMPC result
X = Signal to noise response drop
Y = Percent solids <30%
Z = Uncertainty at 2 sigma deviation is greater than sample activity

PROJ_NO: 02298	NSAMPLE	MSA-DMW2S-090109			MSA-DMW4I-090109			MSA-DMW8D-090209			MSA-DMW8I-090209		
SDG: 9I02192	LAB_ID	A9I020192011			A9I020192010			A9I030186006			A9I030186005		
FRACTION: M	SAMP_DATE	9/1/2009			9/1/2009			9/2/2009			9/2/2009		
MEDIA: WATER	QC_TYPE	NM			NM			NM			NM		
	UNITS	UG/L			UG/L			UG/L			UG/L		
	PCT_SOLIDS	0.0			0.0			0.0			0.0		
	DUP_OF												
PARAMETER		RESULT	VQL	QLCD	RESULT	VQL	QLCD	RESULT	VQL	QLCD	RESULT	VQL	QLCD
ANTIMONY		0.043	U		0.22	B	A	0.063	B	A	0.36	B	A
ARSENIC		9.8			26.8			2			14.2		
BARIUM		14.5			21			43.5			16.8		
BERYLLIUM		4.1			9.5			5.1			5.1		
CADMIUM		242			48			191			127		
CALCIUM					103000								
CHROMIUM		3.6			20.6			33.1			35.6		
COBALT		247	L	D	150	L	D	164	L	D	158	L	D
COPPER		55.3			116			55.7			46.4		
IRON		97.4	B	A	15300			340			10500		
LEAD		1			8.6			2.5			6.7		
MAGNESIUM					72900								
MANGANESE		6500			8010			3690			6230		
MERCURY		0.1	U		0.12			0.1	U		0.2	B	A
MOLYBDENUM		0.23	U		1.1	B	A	0.85	B	A	1.4	B	A
NICKEL		112			113			83.9			111		
POTASSIUM					10000	J	I						
SELENIUM		19.6			41.7			4.7	K	C	23.2		
SILICA					28700								
SILVER		0.02	U		0.15	K	C	0.02	U		0.078	B	A
SODIUM					124000								
THALLIUM		0.34	B	A	0.27	B	A	0.36	B	A	0.26	B	A
VANADIUM		0.29	U		12.3			0.29	U		17.1		
ZINC		303			512			256			316		

PROJ_NO: 02298	NSAMPLE	MSA-DMW8S-090209			MSA-DMW9D-090209			MSA-DMW9I-090209			MSA-DMW9S-090209		
SDG: 9I02192	LAB_ID	A9I030186003			A9I030186002			A9I030186001			A9I030186004		
FRACTION: M	SAMP_DATE	9/2/2009			9/2/2009			9/2/2009			9/2/2009		
MEDIA: WATER	QC_TYPE	NM			NM			NM			NM		
	UNITS	UG/L			UG/L			UG/L			UG/L		
	PCT_SOLIDS	0.0			0.0			0.0			0.0		
	DUP_OF												
PARAMETER		RESULT	VQL	QLCD	RESULT	VQL	QLCD	RESULT	VQL	QLCD	RESULT	VQL	QLCD
ANTIMONY		0.12	B	A	0.26	B	A	1.7			0.088	B	A
ARSENIC		6			6.1			14.9			2.3		
BARIUM		15			38.1			79.8			134		
BERYLLIUM		0.67			0.35	B	A	1.7			0.088	B	A
CADMIUM		0.13	B	A	0.16	B	A	3.4			0.014	UL	K
CALCIUM													
CHROMIUM		76.4			2.1			41.4			1.7	K	K
COBALT		11.3	L	D	405	L	D	330	L	D	0.12	B	A
COPPER		10.4			4.6			57.3			1.4	B	A
IRON		15900			20300			15000			33700		
LEAD		0.62			2.6			38			0.12	B	A
MAGNESIUM													
MANGANESE		2150			3760			5360			3990		
MERCURY		0.1	U		0.1	U		0.71			0.1	U	
MOLYBDENUM		1.8	B	A	0.73	B	A	3.4			0.23	U	
NICKEL		16.9			48.5			83.6			0.22	B	A
POTASSIUM													
SELENIUM		2.4	K	C	0.67	B	A	5.6	K	C	1.1	B	A
SILICA													
SILVER		0.02	U		0.02	U		0.18	B	A	0.02	U	
SODIUM													
THALLIUM		0.072	U		0.21	B	A	0.35	B	A	0.072	U	
VANADIUM		3.2			2.5			66.1			10.6		
ZINC		69.7			180			288			20	B	A

PROJ_NO: 02298	NSAMPLE	MSA-MW18I-090109			MSA-MW18S-090109			MSA-MW19D-090109			MSA-MW19I-090109		
SDG: 9I02192	LAB_ID	A9I020192007			A9I020192006			A9I020192004			A9I020192008		
FRACTION: M	SAMP_DATE	9/1/2009			9/1/2009			9/1/2009			9/1/2009		
MEDIA: WATER	QC_TYPE	NM			NM			NM			NM		
	UNITS	UG/L			UG/L			UG/L			UG/L		
	PCT_SOLIDS	0.0			0.0			0.0			0.0		
	DUP_OF												
PARAMETER		RESULT	VQL	QLCD	RESULT	VQL	QLCD	RESULT	VQL	QLCD	RESULT	VQL	QLCD
ANTIMONY		0.043	U		0.11	B	A	0.14	B	A	0.043	U	
ARSENIC		10.3			1.8			1.9			3.8		
BARIUM		46.4			52			77.7			70.5		
BERYLLIUM		3.6			0.2			1.5			1.2		
CADMIUM		89			0.07	B	A	0.03	B	A	0.049	B	A
CALCIUM		43200			186000								
CHROMIUM		3.3			2.6	K	K	13.9			2.8	K	K
COBALT		330	L	D	88.7	L	D	198	L	D	91.3	L	D
COPPER		60.2			0.94	B	A	0.21	B	A	0.54	B	A
IRON		27200			163000			7620			40800		
LEAD		0.99			0.092	B	A	0.17	B	A	0.1	B	A
MAGNESIUM		41100			202000								
MANGANESE		5490			4420			3080			2400		
MERCURY		0.1	U		0.1	U		0.1	U		0.1	U	
MOLYBDENUM		0.23	U		0.26	B	A	0.27	B	A	0.32	B	A
NICKEL		200			58.2			111			68.4		
POTASSIUM		5880	J	I	42500	J	I						
SELENIUM		17.1			1.1	B	A	1	B	A	4.6	K	C
SILICA		11600			30200								
SILVER		0.02	U		0.02	U		0.02	U		0.02	U	
SODIUM		162000			560000								
THALLIUM		0.23	B	A	0.072	U		0.072	U		0.072	U	
VANADIUM		4.6			1.3			4.4			2.6		
ZINC		363			65	K	K	328			106		

PROJ_NO: 02298	NSAMPLE	MSA-MW24I-090109			MSA-MW24S-090109			MSA-MW30D-090109		
SDG: 9I02192	LAB_ID	A9I020192003			A9I020192002			A9I020192001		
FRACTION: M	SAMP_DATE	9/1/2009			9/1/2009			9/1/2009		
MEDIA: WATER	QC_TYPE	NM			NM			NM		
	UNITS	UG/L			UG/L			UG/L		
	PCT_SOLIDS	0.0			0.0			0.0		
	DUP_OF									
PARAMETER		RESULT	VQL	QLCD	RESULT	VQL	QLCD	RESULT	VQL	QLCD
ANTIMONY		0.17	B	A	0.36	B	A	0.21	B	A
ARSENIC		2.1			79.6			0.12	U	
BARIUM		27.7			38.5			9		
BERYLLIUM		2.1			9.9			0.12		
CADMIUM		0.3	K	C	4.5	L	K	0.045	B	A
CALCIUM										
CHROMIUM		5.2			25.7			0.55	B	A
COBALT		33.1	L	D	724			7.1	L	D
COPPER		29.6			172			7.3		
IRON		5060			238000			58.6	B	A
LEAD		1.4			0.66	K	K	0.11	B	A
MAGNESIUM										
MANGANESE		612			6320			20.4		
MERCURY		0.1	U		0.1	U		0.1	U	
MOLYBDENUM		0.4	B	A	1.2	U		0.39	B	A
NICKEL		11.8			991			8.7		
POTASSIUM										
SELENIUM		4	K	C	149			0.18	B	A
SILICA										
SILVER		0.036	B	A	0.1	U		0.02	U	
SODIUM										
THALLIUM		0.15	B	A	0.78	B	A	0.21	B	A
VANADIUM		3.2			116			0.29	U	
ZINC		41.4			3150			22.6	K	C

PROJ_NO: 02298	NSAMPLE	MSA-DMW2S-090109			MSA-DMW4I-090109			MSA-DMW8D-090209			MSA-DMW8I-090209		
SDG: 9I02192	LAB_ID	A9I020192011			A9I020192010			A9I030186006			A9I030186005		
FRACTION: MF	SAMP_DATE	9/1/2009			9/1/2009			9/2/2009			9/2/2009		
MEDIA: WATER	QC_TYPE	NM			NM			NM			NM		
	UNITS	UG/L			UG/L			UG/L			UG/L		
	PCT_SOLIDS	0.0			0.0			0.0			0.0		
	DUP_OF												
PARAMETER		RESULT	VQL	QLCD	RESULT	VQL	QLCD	RESULT	VQL	QLCD	RESULT	VQL	QLCD
ANTIMONY		0.043	U		0.086	B	A	0.043	U		0.094	B	A
ARSENIC		9.8			25			2.1			13.4		
BARIUM		14.3			14.6			43.2			12.2		
BERYLLIUM		4.1			10.4			4.7			4.9		
CADMIUM		238			46.7			186			136		
CHROMIUM		3.3			11.7			4.2			7.3		
COBALT		248	L	D	158	L	D	161	L	D	169	L	D
COPPER		55.2			105			54.6			32.6		
IRON		59.6	B	A	15000			232			9100		
LEAD		0.84			6.8			2.7			4.6		
MANGANESE		6510			8670			3660			6520		
MERCURY		0.1	U		0.1	U		0.1	U		0.1	U	
MOLYBDENUM		0.23	U		0.23	U		0.23	U		0.27	B	A
NICKEL		111			119			83			116		
SELENIUM		19.9			44			4.7	K	C	22.8		
SILVER		0.02	U		0.02	U		0.02	U		0.02	U	
THALLIUM		0.32	B	A	0.28	B	A	0.35	B	A	0.26	B	A
VANADIUM		0.29	U		4.6			0.72			6.7		
ZINC		301			517			249			316		

PROJ_NO: 02298	NSAMPLE	MSA-DMW8S-090209			MSA-DMW9D-090209			MSA-DMW9I-090209			MSA-DMW9S-090209		
SDG: 9I02192	LAB_ID	A9I030186003			A9I030186002			A9I030186001			A9I030186004		
FRACTION: MF	SAMP_DATE	9/2/2009			9/2/2009			9/2/2009			9/2/2009		
MEDIA: WATER	QC_TYPE	NM			NM			NM			NM		
	UNITS	UG/L			UG/L			UG/L			UG/L		
	PCT_SOLIDS	0.0			0.0			0.0			0.0		
	DUP_OF												
PARAMETER		RESULT	VQL	QLCD	RESULT	VQL	QLCD	RESULT	VQL	QLCD	RESULT	VQL	QLCD
ANTIMONY		0.067	B	A	0.094	B	A	0.11	B	A	0.085	B	A
ARSENIC		4.1			4.2			3.2			2		
BARIUM		14.5			38.4			30.2			139		
BERYLLIUM		0.61			0.42			1			0.071	B	A
CADMIUM		0.075	B	A	0.014	U		0.96	K	C	0.014	UL	K
CHROMIUM		4.2			0.94	B	A	0.91	B	A	1.7	K	K
COBALT		10.2	L	D	415	L	D	316	L	D	0.11	B	A
COPPER		2.1	B	A	0.42	B	A	0.47	B	A	0.19	B	A
IRON		13600			19700			4360			32800		
LEAD		0.59			1.5			0.95			0.028	U	
MANGANESE		1780			3830			5950			4120		
MERCURY		0.1	B	A	0.1	U		0.1	U		0.1	U	
MOLYBDENUM		0.23	B	A	0.23	U		0.23	U		0.23	U	
NICKEL		15			49.3			77			0.3	B	A
SELENIUM		1.9	K	C	0.7	B	A	3.5	K	C	1.1	B	A
SILVER		0.02	U		0.02	U		0.02	U		0.02	U	
THALLIUM		0.072	U		0.072	U		0.072	U		0.072	U	
VANADIUM		1.2			1.2			0.66			10.8		
ZINC		60.7			56.8			127			8.7	B	A

PROJ_NO: 02298	NSAMPLE	MSA-MW18I-090109			MSA-MW18S-090109			MSA-MW19D-090109			MSA-MW19I-090109		
SDG: 9I02192	LAB_ID	A9I020192007			A9I020192006			A9I020192004			A9I020192008		
FRACTION: MF	SAMP_DATE	9/1/2009			9/1/2009			9/1/2009			9/1/2009		
MEDIA: WATER	QC_TYPE	NM			NM			NM			NM		
	UNITS	UG/L			UG/L			UG/L			UG/L		
	PCT_SOLIDS	0.0			0.0			0.0			0.0		
	DUP_OF												
PARAMETER		RESULT	VQL	QLCD	RESULT	VQL	QLCD	RESULT	VQL	QLCD	RESULT	VQL	QLCD
ANTIMONY		0.043	U		0.12	B	A	0.074	B	A	0.043	U	
ARSENIC		8			1.4			1.4			3.8		
BARIUM		47.8			49.7			80.8			65.6		
BERYLLIUM		2.8			0.24			1.4			1.3		
CADMIUM		81.1			0.047	B	A	0.014	U		0.034	B	A
CHROMIUM		1.9	K	K	2	K	K	12.6			2.4	K	K
COBALT		333	L	D	107	L	D	178	L	D	89	L	D
COPPER		22.2			0.49	B	A	0.24	B	A	0.082	B	A
IRON		22300			138000			7430			37600		
LEAD		0.33	K	K	0.043	B	A	0.067	B	A	0.028	U	
MANGANESE		5560			4180			3080			2400		
MERCURY		0.1	U		0.1	U		0.1	U		0.1	U	
MOLYBDENUM		0.23	U		0.23	U		0.23	U		0.23	U	
NICKEL		200			72.2			77.3			64.4		
SELENIUM		14			1.2	B	A	0.94	B	A	4.7	K	C
SILVER		0.02	U		0.02	U		0.02	U		0.02	U	
THALLIUM		0.21	B	A	0.072	U		0.072	U		0.072	U	
VANADIUM		2.7			0.81			3.7			2.8		
ZINC		356			85.6			146			104		

PROJ_NO: 02298	NSAMPLE	MSA-MW24I-090109			MSA-MW24S-090109			MSA-MW30D-090109		
SDG: 9I02192	LAB_ID	A9I020192003			A9I020192002			A9I020192001		
FRACTION: MF	SAMP_DATE	9/1/2009			9/1/2009			9/1/2009		
MEDIA: WATER	QC_TYPE	NM			NM			NM		
	UNITS	UG/L			UG/L			UG/L		
	PCT_SOLIDS	0.0			0.0			0.0		
	DUP_OF									
PARAMETER		RESULT	VQL	QLCD	RESULT	VQL	QLCD	RESULT	VQL	QLCD
ANTIMONY		0.072	B	A	0.17	B	A	0.11	B	A
ARSENIC		2.1			77.3			0.12	U	
BARIUM		26.5			31.2	K	K	8.5		
BERYLLIUM		2.2			9			0.078		
CADMIUM		0.34	K	C	3.6	L	K	0.032	B	A
CHROMIUM		1.5			24.9			0.2	B	A
COBALT		36.4	L	D	692			6.7	L	D
COPPER		26.4			157			6.5		
IRON		4070			222000			11.2	B	A
LEAD		0.48			0.61	K	K	0.067	B	A
MANGANESE		674			6010			19.4		
MERCURY		0.1	U		0.1	U		0.1	U	
MOLYBDENUM		0.23	U		1.2	U		0.23	U	
NICKEL		11.4			942			7.8		
SELENIUM		4.1	K	C	139			0.14	U	
SILVER		0.02	U		0.1	U		0.02	U	
THALLIUM		0.13	B	A	0.56	B	A	0.072	U	
VANADIUM		0.29	U		141			0.29	U	
ZINC		30	K	C	2860			22.4	K	C

PROJ_NO: 02298	NSAMPLE	MSA-DMW2S-090109						MSA-DMW4I-090109					
SDG: 9I02192	LAB_ID	A9I020192011						A9I020192010					
FRACTION: MISC	SAMP_DATE	9/1/2009						9/1/2009					
MEDIA: WATER	QC_TYPE	NM						NM					
	UNITS	MG/L			UG/L			MG/L			UG/L		
	PCT_SOLIDS	0.0			0.0			0.0			0.0		
	DUP_OF												
PARAMETER		RESULT	VQL	QLCD	RESULT	VQL	QLCD	RESULT	VQL	QLCD	RESULT	VQL	QLCD
ALKALINITY								1.1	U				
CHLORIDE								94					
DISSOLVED ORGANIC CARBON								7					
HEXAVALENT CHROMIUM		0.005	L	D				0.002	UL	D			
NITRATE-N								0.1					
NITRITE-N								0.012	U				
ORTHOPHOSPHATE-P								0.044	U				
PERCHLORATE					0.12	J	P				4.6		
SULFATE								1050					
TOTAL DISSOLVED SOLIDS								1600					

PROJ_NO: 02298	NSAMPLE	MSA-DMW8D-090209						MSA-DMW8I-090209					
SDG: 9I02192	LAB_ID	A9I030186006						A9I030186005					
FRACTION: MISC	SAMP_DATE	9/2/2009						9/2/2009					
MEDIA: WATER	QC_TYPE	NM						NM					
	UNITS	MG/L			UG/L			MG/L			UG/L		
	PCT_SOLIDS	0.0			0.0			0.0			0.0		
	DUP_OF												
PARAMETER		RESULT	VQL	QLCD	RESULT	VQL	QLCD	RESULT	VQL	QLCD	RESULT	VQL	QLCD
ALKALINITY													
CHLORIDE													
DISSOLVED ORGANIC CARBON													
HEXAVALENT CHROMIUM		0.002	UL	D				0.004	L	D			
NITRATE-N													
NITRITE-N													
ORTHOPHOSPHATE-P													
PERCHLORATE					0.082	UL	D				0.082	UL	D
SULFATE													
TOTAL DISSOLVED SOLIDS													

PROJ_NO: 02298	NSAMPLE	MSA-DMW8S-090209						MSA-DMW9D-090209					
SDG: 9I02192	LAB_ID	A9I030186003						A9I030186002					
FRACTION: MISC	SAMP_DATE	9/2/2009						9/2/2009					
MEDIA: WATER	QC_TYPE	NM						NM					
	UNITS	MG/L			UG/L			MG/L			UG/L		
	PCT_SOLIDS	0.0			0.0			0.0			0.0		
	DUP_OF												
PARAMETER		RESULT	VQL	QLCD	RESULT	VQL	QLCD	RESULT	VQL	QLCD	RESULT	VQL	QLCD
ALKALINITY													
CHLORIDE													
DISSOLVED ORGANIC CARBON													
HEXAVALENT CHROMIUM		0.006	L	D				0.002	L	Q			
NITRATE-N													
NITRITE-N													
ORTHOPHOSPHATE-P													
PERCHLORATE					0.082	UL	D				0.082	UL	D
SULFATE													
TOTAL DISSOLVED SOLIDS													

PROJ_NO: 02298	NSAMPLE	MSA-DMW9I-090209						MSA-DMW9S-090209					
SDG: 9I02192	LAB_ID	A9I030186001						A9I030186004					
FRACTION: MISC	SAMP_DATE	9/2/2009						9/2/2009					
MEDIA: WATER	QC_TYPE	NM						NM					
	UNITS	MG/L			UG/L			MG/L			UG/L		
	PCT_SOLIDS	0.0			0.0			0.0			0.0		
	DUP_OF												
PARAMETER		RESULT	VQL	QLCD	RESULT	VQL	QLCD	RESULT	VQL	QLCD	RESULT	VQL	QLCD
ALKALINITY													
CHLORIDE													
DISSOLVED ORGANIC CARBON													
HEXAVALENT CHROMIUM		0.02	UL	D				0.002	UL	D			
NITRATE-N													
NITRITE-N													
ORTHOPHOSPHATE-P													
PERCHLORATE					0.082	UL	D				0.082	UL	D
SULFATE													
TOTAL DISSOLVED SOLIDS													

PROJ_NO: 02298	NSAMPLE	MSA-MW18I-090109						MSA-MW18S-090109					
SDG: 9I02192	LAB_ID	A9I020192007						A9I020192006					
FRACTION: MISC	SAMP_DATE	9/1/2009						9/1/2009					
MEDIA: WATER	QC_TYPE	NM						NM					
	UNITS	MG/L			UG/L			MG/L			UG/L		
	PCT_SOLIDS	0.0			0.0			0.0			0.0		
	DUP_OF												
PARAMETER		RESULT	VQL	QLCD	RESULT	VQL	QLCD	RESULT	VQL	QLCD	RESULT	VQL	QLCD
ALKALINITY		26						270					
CHLORIDE		305						594					
DISSOLVED ORGANIC CARBON		6						33					
HEXAVALENT CHROMIUM		0.002	UL	D				0.002	UL	D			
NITRATE-N		0.023	U					0.023	UJ	H			
NITRITE-N		0.012	U					0.012	UJ	H			
ORTHOPHOSPHATE-P		0.044	U					0.044	U				
PERCHLORATE					0.13	J	P				0.082	U	
SULFATE		439						1600					
TOTAL DISSOLVED SOLIDS		1100						3500					

PROJ_NO: 02298	NSAMPLE	MSA-MW19D-090109						MSA-MW19I-090109					
SDG: 9I02192	LAB_ID	A9I020192004						A9I020192008					
FRACTION: MISC	SAMP_DATE	9/1/2009						9/1/2009					
MEDIA: WATER	QC_TYPE	NM						NM					
	UNITS	MG/L			UG/L			MG/L			UG/L		
	PCT_SOLIDS	0.0			0.0			0.0			0.0		
	DUP_OF												
PARAMETER		RESULT	VQL	QLCD	RESULT	VQL	QLCD	RESULT	VQL	QLCD	RESULT	VQL	QLCD
ALKALINITY													
CHLORIDE													
DISSOLVED ORGANIC CARBON													
HEXAVALENT CHROMIUM		0.006	L	D				0.003	L	D			
NITRATE-N													
NITRITE-N													
ORTHOPHOSPHATE-P													
PERCHLORATE					0.082	U					0.082	U	
SULFATE													
TOTAL DISSOLVED SOLIDS													

PROJ_NO: 02298	NSAMPLE	MSA-MW24I-090109						MSA-MW24S-090109					
SDG: 9I02192	LAB_ID	A9I020192003						A9I020192002					
FRACTION: MISC	SAMP_DATE	9/1/2009						9/1/2009					
MEDIA: WATER	QC_TYPE	NM						NM					
	UNITS	MG/L			UG/L			MG/L			UG/L		
	PCT_SOLIDS	0.0			0.0			0.0			0.0		
	DUP_OF												
PARAMETER		RESULT	VQL	QLCD	RESULT	VQL	QLCD	RESULT	VQL	QLCD	RESULT	VQL	QLCD
ALKALINITY													
CHLORIDE													
DISSOLVED ORGANIC CARBON													
HEXAVALENT CHROMIUM		0.003	L	D				0.002	UL	D			
NITRATE-N													
NITRITE-N													
ORTHOPHOSPHATE-P													
PERCHLORATE					0.082	U					0.082	U	
SULFATE													
TOTAL DISSOLVED SOLIDS													

PROJ_NO: 02298	NSAMPLE	MSA-MW30D-090109					
SDG: 9I02192	LAB_ID	A9I020192001					
FRACTION: MISC	SAMP_DATE	9/1/2009					
MEDIA: WATER	QC_TYPE	NM					
	UNITS	MG/L			UG/L		
	PCT_SOLIDS	0.0			0.0		
	DUP_OF						
PARAMETER		RESULT	VQL	QLCD	RESULT	VQL	QLCD
ALKALINITY							
CHLORIDE							
DISSOLVED ORGANIC CARBON							
HEXAVALENT CHROMIUM		0.002	UL	D			
NITRATE-N							
NITRITE-N							
ORTHOPHOSPHATE-P							
PERCHLORATE					0.09	J	P
SULFATE							
TOTAL DISSOLVED SOLIDS							

APPENDIX B
RESULTS AS REPORTED BY THE LABORATORY

Tetra Tech NUS, Inc

Client Sample ID: MSA-DMW2S-090109

TOTAL Metals

Lot-Sample #...: A9I020192-011 Matrix.....: WG
Date Sampled...: 09/01/09 16:35 Date Received..: 09/02/09

PARAMETER	RESULT	REPORTING LIMIT	UNITS	METHOD	PREPARATION-ANALYSIS DATE	WORK ORDER #
Prep Batch #...: 9246022						
Silver	ND	1.0	ug/L	SW846 6020	09/03-09/15/09	LJ7KN1A5
		Dilution Factor: 1		Analysis Time..: 17:01	Analyst ID.....: 002260	
		Instrument ID..: I8		MDL.....: 0.033		
Arsenic	**9.8**	**5.0**	**ug/L**	**SW846 6020**	**09/03-09/15/09**	**LJ7KN1AQ**
		Dilution Factor: 1		Analysis Time..: 17:01	Analyst ID.....: 002260	
		Instrument ID..: I8		MDL.....: 0.21		
Barium	**14.5 J**	**1.0**	**ug/L**	**SW846 6020**	**09/03-09/15/09**	**LJ7KN1AR**
		Dilution Factor: 1		Analysis Time..: 17:01	Analyst ID.....: 002260	
		Instrument ID..: I8		MDL.....: 0.052		
Beryllium	**4.1**	**1.0**	**ug/L**	**SW846 6020**	**09/03-09/15/09**	**LJ7KN1AT**
		Dilution Factor: 1		Analysis Time..: 17:01	Analyst ID.....: 002260	
		Instrument ID..: I8		MDL.....: 0.037		
Cadmium	**242 J**	**1.0**	**ug/L**	**SW846 6020**	**09/03-09/15/09**	**LJ7KN1AU**
		Dilution Factor: 1		Analysis Time..: 17:01	Analyst ID.....: 002260	
		Instrument ID..: I8		MDL.....: 0.027		
Cobalt	**247 J**	**1.0**	**ug/L**	**SW846 6020**	**09/03-09/15/09**	**LJ7KN1AV**
		Dilution Factor: 1		Analysis Time..: 17:01	Analyst ID.....: 002260	
		Instrument ID..: I8		MDL.....: 0.033		
Chromium	**3.6 J**	**2.0**	**ug/L**	**SW846 6020**	**09/03-09/15/09**	**LJ7KN1A9**
		Dilution Factor: 1		Analysis Time..: 17:01	Analyst ID.....: 002260	
		Instrument ID..: I8		MDL.....: 0.066		
Copper	**55.3 J**	**2.0**	**ug/L**	**SW846 6020**	**09/03-09/15/09**	**LJ7KN1AW**
		Dilution Factor: 1		Analysis Time..: 17:01	Analyst ID.....: 002260	
		Instrument ID..: I8		MDL.....: 0.064		
Iron	**97.4 J**	**50.0**	**ug/L**	**SW846 6020**	**09/03-09/15/09**	**LJ7KN1AX**
		Dilution Factor: 1		Analysis Time..: 17:01	Analyst ID.....: 002260	
		Instrument ID..: I8		MDL.....: 11.0		
Manganese	**6500 J**	**1.0**	**ug/L**	**SW846 6020**	**09/03-09/15/09**	**LJ7KN1A1**
		Dilution Factor: 1		Analysis Time..: 17:01	Analyst ID.....: 002260	
		Instrument ID..: I8		MDL.....: 0.14		

(Continued on next page)

Tetra Tech NUS, Inc

Client Sample ID: MSA-DMW2S-090109

TOTAL Metals

Lot-Sample #...: A9I020192-011 Matrix.....: WG

PARAMETER	RESULT	REPORTING LIMIT	UNITS	METHOD	PREPARATION-ANALYSIS DATE	WORK ORDER #
Molybdenum	ND	2.0	ug/L	SW846 6020	09/03-09/15/09	LJ7KN1A2
		Dilution Factor: 1		Analysis Time..: 17:01	Analyst ID.....: 002260	
		Instrument ID..: I8		MDL.....: 0.20		
Nickel	**112 J**	**2.0**	**ug/L**	**SW846 6020**	**09/03-09/15/09**	**LJ7KN1A3**
		Dilution Factor: 1		Analysis Time..: 17:01	Analyst ID.....: 002260	
		Instrument ID..: I8		MDL.....: 0.10		
Lead	**1.0 J**	**1.0**	**ug/L**	**SW846 6020**	**09/03-09/15/09**	**LJ7KN1A0**
		Dilution Factor: 1		Analysis Time..: 17:01	Analyst ID.....: 002260	
		Instrument ID..: I8		MDL.....: 0.034		
Antimony	ND	2.0	ug/L	SW846 6020	09/03-09/15/09	LJ7KN1AP
		Dilution Factor: 1		Analysis Time..: 17:01	Analyst ID.....: 002260	
		Instrument ID..: I8		MDL.....: 0.055		
Selenium	**19.6**	**5.0**	**ug/L**	**SW846 6020**	**09/03-09/15/09**	**LJ7KN1A4**
		Dilution Factor: 1		Analysis Time..: 17:01	Analyst ID.....: 002260	
		Instrument ID..: I8		MDL.....: 0.14		
Thallium	**0.34 B**	**1.0**	**ug/L**	**SW846 6020**	**09/03-09/15/09**	**LJ7KN1A6**
		Dilution Factor: 1		Analysis Time..: 17:01	Analyst ID.....: 002260	
		Instrument ID..: I8		MDL.....: 0.12		
Vanadium	ND	20.0	ug/L	SW846 6020	09/03-09/15/09	LJ7KN1A7
		Dilution Factor: 1		Analysis Time..: 17:01	Analyst ID.....: 002260	
		Instrument ID..: I8		MDL.....: 0.60		
Zinc	**303 J**	**20.0**	**ug/L**	**SW846 6020**	**09/03-09/15/09**	**LJ7KN1A8**
		Dilution Factor: 1		Analysis Time..: 17:01	Analyst ID.....: 002260	
		Instrument ID..: I8		MDL.....: 0.85		
Mercury	ND	0.20	ug/L	SW846 7470A	09/03-09/04/09	LJ7KN1AA
		Dilution Factor: 1		Analysis Time..: 13:04	Analyst ID.....: 001576	
		Instrument ID..: H1		MDL.....: 0.10		

NOTE(S):

J Method blank contamination. The associated method blank contains the target analyte at a reportable level.

B Estimated result. Result is less than RL.

Tetra Tech NUS, Inc

Client Sample ID: MSA-DMW4I-090109

TOTAL Metals

Lot-Sample #...: A9I020192-010
Date Sampled...: 09/01/09 15:23 Date Received..: 09/02/09
Matrix.....: WG

PARAMETER	RESULT	REPORTING LIMIT	UNITS	METHOD	PREPARATION-ANALYSIS DATE	WORK ORDER #
Prep Batch #...: 9246022						
Silver	0.15 B	1.0	ug/L	SW846 6020	09/03-09/15/09	LJ7KK1A5
		Dilution Factor: 1		Analysis Time..: 16:40	Analyst ID.....: 002260	
		Instrument ID..: I8		MDL.....: 0.033		
Arsenic	26.8	5.0	ug/L	SW846 6020	09/03-09/15/09	LJ7KK1AQ
		Dilution Factor: 1		Analysis Time..: 16:40	Analyst ID.....: 002260	
		Instrument ID..: I8		MDL.....: 0.21		
Barium	21.0 J	1.0	ug/L	SW846 6020	09/03-09/15/09	LJ7KK1AR
		Dilution Factor: 1		Analysis Time..: 16:40	Analyst ID.....: 002260	
		Instrument ID..: I8		MDL.....: 0.052		
Beryllium	9.5	1.0	ug/L	SW846 6020	09/03-09/15/09	LJ7KK1AT
		Dilution Factor: 1		Analysis Time..: 16:40	Analyst ID.....: 002260	
		Instrument ID..: I8		MDL.....: 0.037		
Cadmium	48.0 J	1.0	ug/L	SW846 6020	09/03-09/15/09	LJ7KK1AU
		Dilution Factor: 1		Analysis Time..: 16:40	Analyst ID.....: 002260	
		Instrument ID..: I8		MDL.....: 0.027		
Cobalt	150 J	1.0	ug/L	SW846 6020	09/03-09/15/09	LJ7KK1AV
		Dilution Factor: 1		Analysis Time..: 16:40	Analyst ID.....: 002260	
		Instrument ID..: I8		MDL.....: 0.033		
Chromium	20.6 J	2.0	ug/L	SW846 6020	09/03-09/15/09	LJ7KK1A9
		Dilution Factor: 1		Analysis Time..: 16:40	Analyst ID.....: 002260	
		Instrument ID..: I8		MDL.....: 0.066		
Copper	116 J	2.0	ug/L	SW846 6020	09/03-09/15/09	LJ7KK1AW
		Dilution Factor: 1		Analysis Time..: 16:40	Analyst ID.....: 002260	
		Instrument ID..: I8		MDL.....: 0.064		
Iron	15300 J	50.0	ug/L	SW846 6020	09/03-09/15/09	LJ7KK1AX
		Dilution Factor: 1		Analysis Time..: 16:40	Analyst ID.....: 002260	
		Instrument ID..: I8		MDL.....: 11.0		
Manganese	8010 J	1.0	ug/L	SW846 6020	09/03-09/15/09	LJ7KK1A1
		Dilution Factor: 1		Analysis Time..: 16:40	Analyst ID.....: 002260	
		Instrument ID..: I8		MDL.....: 0.14		

(Continued on next page)

Tetra Tech NUS, Inc

Client Sample ID: MSA-DMW4I-090109

TOTAL Metals

Lot-Sample #...: A9I020192-010 Matrix.....: WG

PARAMETER	RESULT	REPORTING LIMIT	UNITS	METHOD	PREPARATION-ANALYSIS DATE	WORK ORDER #
Molybdenum	1.1 B	2.0	ug/L	SW846 6020	09/03-09/15/09	LJ7KK1A2
		Dilution Factor: 1		Analysis Time..: 16:40	Analyst ID.....: 002260	
		Instrument ID..: I8		MDL.....: 0.20		
Nickel	113 J	2.0	ug/L	SW846 6020	09/03-09/15/09	LJ7KK1A3
		Dilution Factor: 1		Analysis Time..: 16:40	Analyst ID.....: 002260	
		Instrument ID..: I8		MDL.....: 0.10		
Lead	8.6 J	1.0	ug/L	SW846 6020	09/03-09/15/09	LJ7KK1A0
		Dilution Factor: 1		Analysis Time..: 16:40	Analyst ID.....: 002260	
		Instrument ID..: I8		MDL.....: 0.034		
Antimony	0.22 B	2.0	ug/L	SW846 6020	09/03-09/15/09	LJ7KK1AP
		Dilution Factor: 1		Analysis Time..: 16:40	Analyst ID.....: 002260	
		Instrument ID..: I8		MDL.....: 0.055		
Selenium	41.7	5.0	ug/L	SW846 6020	09/03-09/15/09	LJ7KK1A4
		Dilution Factor: 1		Analysis Time..: 16:40	Analyst ID.....: 002260	
		Instrument ID..: I8		MDL.....: 0.14		
Thallium	0.27 B	1.0	ug/L	SW846 6020	09/03-09/15/09	LJ7KK1A6
		Dilution Factor: 1		Analysis Time..: 16:40	Analyst ID.....: 002260	
		Instrument ID..: I8		MDL.....: 0.12		
Vanadium	12.3 B	20.0	ug/L	SW846 6020	09/03-09/15/09	LJ7KK1A7
		Dilution Factor: 1		Analysis Time..: 16:40	Analyst ID.....: 002260	
		Instrument ID..: I8		MDL.....: 0.60		
Zinc	512 J	20.0	ug/L	SW846 6020	09/03-09/15/09	LJ7KK1A8
		Dilution Factor: 1		Analysis Time..: 16:40	Analyst ID.....: 002260	
		Instrument ID..: I8		MDL.....: 0.85		
Mercury	0.12 B	0.20	ug/L	SW846 7470A	09/03-09/04/09	LJ7KK1AA
		Dilution Factor: 1		Analysis Time..: 12:51	Analyst ID.....: 001576	
		Instrument ID..: H1		MDL.....: 0.10		
Prep Batch #...: 9247480						
Calcium	103000	25000	ug/L	SW846 6010B	09/04-09/10/09	LJ7KK1CL
		Dilution Factor: 5		Analysis Time..: 19:46	Analyst ID.....: 022952	
		Instrument ID..: TRACEICP		MDL.....: 48.4		

(Continued on next page)

Tetra Tech NUS, Inc

Client Sample ID: MSA-DMW4I-090109

TOTAL Metals

Lot-Sample #...: A9I020192-010 Matrix.....: WG

PARAMETER	RESULT	REPORTING LIMIT	UNITS	METHOD	PREPARATION-ANALYSIS DATE	WORK ORDER #
Potassium	10000 B,J	25000	ug/L	SW846 6010B	09/04-09/10/09	LJ7KK1CM
		Dilution Factor: 5		Analysis Time..: 19:46	Analyst ID.....: 022952	
		Instrument ID..: TRACEICP		MDL.....: 1060		
Magnesium	72900	25000	ug/L	SW846 6010B	09/04-09/10/09	LJ7KK1CN
		Dilution Factor: 5		Analysis Time..: 19:46	Analyst ID.....: 022952	
		Instrument ID..: TRACEICP		MDL.....: 104		
Sodium	124000	25000	ug/L	SW846 6010B	09/04-09/10/09	LJ7KK1CP
		Dilution Factor: 5		Analysis Time..: 19:46	Analyst ID.....: 022952	
		Instrument ID..: TRACEICP		MDL.....: 1080		
Silica	28700	5350	ug/L	SW846 6010B	09/04-09/10/09	LJ7KK1CQ
		Dilution Factor: 5		Analysis Time..: 19:46	Analyst ID.....: 022952	
		Instrument ID..: TRACEICP		MDL.....: 144		

NOTE(S):

B Estimated result. Result is less than RL.

J Method blank contamination. The associated method blank contains the target analyte at a reportable level.

Tetra Tech NUS, Inc

Client Sample ID: MSA-DMW8D-090209

TOTAL Metals

Lot-Sample #...: A9I030186-006 Matrix.....: WG
Date Sampled...: 09/02/09 15:15 Date Received..: 09/03/09

PARAMETER	RESULT	REPORTING LIMIT	UNITS	METHOD	PREPARATION-ANALYSIS DATE	WORK ORDER #
Prep Batch #...: 9252016						
Silver	ND	1.0	ug/L	SW846 6020	09/09-09/16/09	LJ9N61A5
		Dilution Factor: 1		Analysis Time..: 01:15	Analyst ID.....: 002260	
		Instrument ID..: I8		MDL.....: 0.020		
Arsenic	2.0 B	5.0	ug/L	SW846 6020	09/09-09/16/09	LJ9N61AQ
		Dilution Factor: 1		Analysis Time..: 01:15	Analyst ID.....: 002260	
		Instrument ID..: I8		MDL.....: 0.12		
Barium	43.5 J	1.0	ug/L	SW846 6020	09/09-09/16/09	LJ9N61AR
		Dilution Factor: 1		Analysis Time..: 01:15	Analyst ID.....: 002260	
		Instrument ID..: I8		MDL.....: 0.033		
Beryllium	5.1	1.0	ug/L	SW846 6020	09/09-09/16/09	LJ9N61AT
		Dilution Factor: 1		Analysis Time..: 01:15	Analyst ID.....: 002260	
		Instrument ID..: I8		MDL.....: 0.025		
Cadmium	191	1.0	ug/L	SW846 6020	09/09-09/16/09	LJ9N61AU
		Dilution Factor: 1		Analysis Time..: 01:15	Analyst ID.....: 002260	
		Instrument ID..: I8		MDL.....: 0.014		
Cobalt	164	1.0	ug/L	SW846 6020	09/09-09/16/09	LJ9N61AV
		Dilution Factor: 1		Analysis Time..: 01:15	Analyst ID.....: 002260	
		Instrument ID..: I8		MDL.....: 0.015		
Chromium	33.1 J	2.0	ug/L	SW846 6020	09/09-09/16/09	LJ9N61A9
		Dilution Factor: 1		Analysis Time..: 01:15	Analyst ID.....: 002260	
		Instrument ID..: I8		MDL.....: 0.042		
Copper	55.7 J	2.0	ug/L	SW846 6020	09/09-09/16/09	LJ9N61AW
		Dilution Factor: 1		Analysis Time..: 01:15	Analyst ID.....: 002260	
		Instrument ID..: I8		MDL.....: 0.079		
Iron	340 J	50.0	ug/L	SW846 6020	09/09-09/16/09	LJ9N61AX
		Dilution Factor: 1		Analysis Time..: 01:15	Analyst ID.....: 002260	
		Instrument ID..: I8		MDL.....: 4.7		
Manganese	3690 J	1.0	ug/L	SW846 6020	09/09-09/16/09	LJ9N61A1
		Dilution Factor: 1		Analysis Time..: 01:15	Analyst ID.....: 002260	
		Instrument ID..: I8		MDL.....: 0.034		

(Continued on next page)

Tetra Tech NUS, Inc

Client Sample ID: MSA-DMW8D-090209

TOTAL Metals

Lot-Sample #...: A9I030186-006 Matrix.....: WG

PARAMETER	RESULT	REPORTING LIMIT	UNITS	METHOD	PREPARATION-ANALYSIS DATE	WORK ORDER #
Molybdenum	0.85 B	2.0	ug/L	SW846 6020	09/09-09/16/09	LJ9N61A2
		Dilution Factor: 1		Analysis Time..: 01:15	Analyst ID.....: 002260	
		Instrument ID..: I8		MDL.....: 0.23		
Nickel	83.9	2.0	ug/L	SW846 6020	09/09-09/16/09	LJ9N61A3
		Dilution Factor: 1		Analysis Time..: 01:15	Analyst ID.....: 002260	
		Instrument ID..: I8		MDL.....: 0.048		
Lead	2.5	1.0	ug/L	SW846 6020	09/09-09/16/09	LJ9N61A0
		Dilution Factor: 1		Analysis Time..: 01:15	Analyst ID.....: 002260	
		Instrument ID..: I8		MDL.....: 0.028		
Antimony	0.063 B	2.0	ug/L	SW846 6020	09/09-09/16/09	LJ9N61AP
		Dilution Factor: 1		Analysis Time..: 01:15	Analyst ID.....: 002260	
		Instrument ID..: I8		MDL.....: 0.043		
Selenium	4.7 B	5.0	ug/L	SW846 6020	09/09-09/16/09	LJ9N61A4
		Dilution Factor: 1		Analysis Time..: 01:15	Analyst ID.....: 002260	
		Instrument ID..: I8		MDL.....: 0.14		
Thallium	0.36 B	1.0	ug/L	SW846 6020	09/09-09/16/09	LJ9N61A6
		Dilution Factor: 1		Analysis Time..: 01:15	Analyst ID.....: 002260	
		Instrument ID..: I8		MDL.....: 0.072		
Vanadium	ND	20.0	ug/L	SW846 6020	09/09-09/16/09	LJ9N61A7
		Dilution Factor: 1		Analysis Time..: 01:15	Analyst ID.....: 002260	
		Instrument ID..: I8		MDL.....: 0.29		
Zinc	256 J	20.0	ug/L	SW846 6020	09/09-09/16/09	LJ9N61A8
		Dilution Factor: 1		Analysis Time..: 01:15	Analyst ID.....: 002260	
		Instrument ID..: I8		MDL.....: 0.60		
Mercury	ND	0.20	ug/L	SW846 7470A	09/09-09/10/09	LJ9N61AA
		Dilution Factor: 1		Analysis Time..: 15:09	Analyst ID.....: 001576	
		Instrument ID..: H4		MDL.....: 0.10		

NOTE(S):

B Estimated result. Result is less than RL.

J Method blank contamination. The associated method blank contains the target analyte at a reportable level.

Tetra Tech NUS, Inc

Client Sample ID: MSA-DMW8I-090209

TOTAL Metals

Lot-Sample #...: A9I030186-005
Date Sampled...: 09/02/09 14:05 Date Received..: 09/03/09
Matrix.....: WG

PARAMETER	RESULT	REPORTING LIMIT	UNITS	METHOD	PREPARATION-ANALYSIS DATE	WORK ORDER #
Prep Batch #...: 9252016						
Silver	0.078 B	1.0	ug/L	SW846 6020	09/09-09/16/09	LJ9N41A5
		Dilution Factor: 1		Analysis Time..: 00:54	Analyst ID.....: 002260	
		Instrument ID..: I8		MDL.....: 0.020		
Arsenic	14.2	5.0	ug/L	SW846 6020	09/09-09/16/09	LJ9N41AQ
		Dilution Factor: 1		Analysis Time..: 00:54	Analyst ID.....: 002260	
		Instrument ID..: I8		MDL.....: 0.12		
Barium	16.8 J	1.0	ug/L	SW846 6020	09/09-09/16/09	LJ9N41AR
		Dilution Factor: 1		Analysis Time..: 00:54	Analyst ID.....: 002260	
		Instrument ID..: I8		MDL.....: 0.033		
Beryllium	5.1	1.0	ug/L	SW846 6020	09/09-09/16/09	LJ9N41AT
		Dilution Factor: 1		Analysis Time..: 00:54	Analyst ID.....: 002260	
		Instrument ID..: I8		MDL.....: 0.025		
Cadmium	127	1.0	ug/L	SW846 6020	09/09-09/16/09	LJ9N41AU
		Dilution Factor: 1		Analysis Time..: 00:54	Analyst ID.....: 002260	
		Instrument ID..: I8		MDL.....: 0.014		
Cobalt	158	1.0	ug/L	SW846 6020	09/09-09/16/09	LJ9N41AV
		Dilution Factor: 1		Analysis Time..: 00:54	Analyst ID.....: 002260	
		Instrument ID..: I8		MDL.....: 0.015		
Chromium	35.6 J	2.0	ug/L	SW846 6020	09/09-09/16/09	LJ9N41A9
		Dilution Factor: 1		Analysis Time..: 00:54	Analyst ID.....: 002260	
		Instrument ID..: I8		MDL.....: 0.042		
Copper	46.4 J	2.0	ug/L	SW846 6020	09/09-09/16/09	LJ9N41AW
		Dilution Factor: 1		Analysis Time..: 00:54	Analyst ID.....: 002260	
		Instrument ID..: I8		MDL.....: 0.079		
Iron	10500 J	50.0	ug/L	SW846 6020	09/09-09/16/09	LJ9N41AX
		Dilution Factor: 1		Analysis Time..: 00:54	Analyst ID.....: 002260	
		Instrument ID..: I8		MDL.....: 4.7		
Manganese	6230 J	1.0	ug/L	SW846 6020	09/09-09/16/09	LJ9N41A1
		Dilution Factor: 1		Analysis Time..: 00:54	Analyst ID.....: 002260	
		Instrument ID..: I8		MDL.....: 0.034		

(Continued on next page)

Tetra Tech NUS, Inc

Client Sample ID: MSA-DMW8I-090209

TOTAL Metals

Lot-Sample #...: A9I030186-005 Matrix.....: WG

PARAMETER	RESULT	REPORTING LIMIT	UNITS	METHOD	PREPARATION-ANALYSIS DATE	WORK ORDER #
Molybdenum	1.4 B	2.0	ug/L	SW846 6020	09/09-09/16/09	LJ9N41A2
		Dilution Factor: 1		Analysis Time..: 00:54	Analyst ID.....: 002260	
		Instrument ID..: I8		MDL.....: 0.23		
Nickel	111	2.0	ug/L	SW846 6020	09/09-09/16/09	LJ9N41A3
		Dilution Factor: 1		Analysis Time..: 00:54	Analyst ID.....: 002260	
		Instrument ID..: I8		MDL.....: 0.048		
Lead	6.7	1.0	ug/L	SW846 6020	09/09-09/16/09	LJ9N41A0
		Dilution Factor: 1		Analysis Time..: 00:54	Analyst ID.....: 002260	
		Instrument ID..: I8		MDL.....: 0.028		
Antimony	0.36 B	2.0	ug/L	SW846 6020	09/09-09/16/09	LJ9N41AP
		Dilution Factor: 1		Analysis Time..: 00:54	Analyst ID.....: 002260	
		Instrument ID..: I8		MDL.....: 0.043		
Selenium	23.2	5.0	ug/L	SW846 6020	09/09-09/16/09	LJ9N41A4
		Dilution Factor: 1		Analysis Time..: 00:54	Analyst ID.....: 002260	
		Instrument ID..: I8		MDL.....: 0.14		
Thallium	0.26 B	1.0	ug/L	SW846 6020	09/09-09/16/09	LJ9N41A6
		Dilution Factor: 1		Analysis Time..: 00:54	Analyst ID.....: 002260	
		Instrument ID..: I8		MDL.....: 0.072		
Vanadium	17.1 B	20.0	ug/L	SW846 6020	09/09-09/16/09	LJ9N41A7
		Dilution Factor: 1		Analysis Time..: 00:54	Analyst ID.....: 002260	
		Instrument ID..: I8		MDL.....: 0.29		
Zinc	316 J	20.0	ug/L	SW846 6020	09/09-09/16/09	LJ9N41A8
		Dilution Factor: 1		Analysis Time..: 00:54	Analyst ID.....: 002260	
		Instrument ID..: I8		MDL.....: 0.60		
Mercury	0.20	0.20	ug/L	SW846 7470A	09/09-09/10/09	LJ9N41AA
		Dilution Factor: 1		Analysis Time..: 14:58	Analyst ID.....: 001576	
		Instrument ID..: H4		MDL.....: 0.10		

NOTE(S):

B Estimated result. Result is less than RL.

J Method blank contamination. The associated method blank contains the target analyte at a reportable level.

Tetra Tech NUS, Inc

Client Sample ID: MSA-DMW8S-090209

TOTAL Metals

Lot-Sample #...: A9I030186-003 Matrix.....: WG
Date Sampled...: 09/02/09 14:04 Date Received..: 09/03/09

PARAMETER	RESULT	REPORTING LIMIT	UNITS	METHOD	PREPARATION-ANALYSIS DATE	WORK ORDER #
Prep Batch #...: 9252016						
Silver	ND	1.0	ug/L	SW846 6020	09/09-09/16/09	LJ9N11AT
		Dilution Factor: 1		Analysis Time..: 00:35	Analyst ID.....: 002260	
		Instrument ID..: I8		MDL.....: 0.020		
Arsenic	6.0	5.0	ug/L	SW846 6020	09/09-09/16/09	LJ9N11AE
		Dilution Factor: 1		Analysis Time..: 00:35	Analyst ID.....: 002260	
		Instrument ID..: I8		MDL.....: 0.12		
Barium	15.0 J	1.0	ug/L	SW846 6020	09/09-09/16/09	LJ9N11AF
		Dilution Factor: 1		Analysis Time..: 00:35	Analyst ID.....: 002260	
		Instrument ID..: I8		MDL.....: 0.033		
Beryllium	0.67 B	1.0	ug/L	SW846 6020	09/09-09/16/09	LJ9N11AG
		Dilution Factor: 1		Analysis Time..: 00:35	Analyst ID.....: 002260	
		Instrument ID..: I8		MDL.....: 0.025		
Cadmium	0.13 B	1.0	ug/L	SW846 6020	09/09-09/16/09	LJ9N11AH
		Dilution Factor: 1		Analysis Time..: 00:35	Analyst ID.....: 002260	
		Instrument ID..: I8		MDL.....: 0.014		
Cobalt	11.3	1.0	ug/L	SW846 6020	09/09-09/16/09	LJ9N11AJ
		Dilution Factor: 1		Analysis Time..: 00:35	Analyst ID.....: 002260	
		Instrument ID..: I8		MDL.....: 0.015		
Chromium	76.4 J	2.0	ug/L	SW846 6020	09/09-09/16/09	LJ9N11AX
		Dilution Factor: 1		Analysis Time..: 00:35	Analyst ID.....: 002260	
		Instrument ID..: I8		MDL.....: 0.042		
Copper	10.4 J	2.0	ug/L	SW846 6020	09/09-09/16/09	LJ9N11AK
		Dilution Factor: 1		Analysis Time..: 00:35	Analyst ID.....: 002260	
		Instrument ID..: I8		MDL.....: 0.079		
Iron	15900 J	50.0	ug/L	SW846 6020	09/09-09/16/09	LJ9N11AL
		Dilution Factor: 1		Analysis Time..: 00:35	Analyst ID.....: 002260	
		Instrument ID..: I8		MDL.....: 4.7		
Manganese	2150 J	1.0	ug/L	SW846 6020	09/09-09/16/09	LJ9N11AN
		Dilution Factor: 1		Analysis Time..: 00:35	Analyst ID.....: 002260	
		Instrument ID..: I8		MDL.....: 0.034		

(Continued on next page)

Tetra Tech NUS, Inc

Client Sample ID: MSA-DMW8S-090209

TOTAL Metals

Lot-Sample #...: A9I030186-003 Matrix.....: WG

PARAMETER	RESULT	REPORTING LIMIT	UNITS	METHOD	PREPARATION-ANALYSIS DATE	WORK ORDER #
Molybdenum	1.8 B	2.0	ug/L	SW846 6020	09/09-09/16/09	LJ9N11AP
		Dilution Factor: 1		Analysis Time..: 00:35	Analyst ID.....: 002260	
		Instrument ID..: I8		MDL.....: 0.23		
Nickel	16.9	2.0	ug/L	SW846 6020	09/09-09/16/09	LJ9N11AQ
		Dilution Factor: 1		Analysis Time..: 00:35	Analyst ID.....: 002260	
		Instrument ID..: I8		MDL.....: 0.048		
Lead	0.62 B	1.0	ug/L	SW846 6020	09/09-09/16/09	LJ9N11AM
		Dilution Factor: 1		Analysis Time..: 00:35	Analyst ID.....: 002260	
		Instrument ID..: I8		MDL.....: 0.028		
Antimony	0.12 B	2.0	ug/L	SW846 6020	09/09-09/16/09	LJ9N11AD
		Dilution Factor: 1		Analysis Time..: 00:35	Analyst ID.....: 002260	
		Instrument ID..: I8		MDL.....: 0.043		
Selenium	2.4 B	5.0	ug/L	SW846 6020	09/09-09/16/09	LJ9N11AR
		Dilution Factor: 1		Analysis Time..: 00:35	Analyst ID.....: 002260	
		Instrument ID..: I8		MDL.....: 0.14		
Thallium	ND	1.0	ug/L	SW846 6020	09/09-09/16/09	LJ9N11AU
		Dilution Factor: 1		Analysis Time..: 00:35	Analyst ID.....: 002260	
		Instrument ID..: I8		MDL.....: 0.072		
Vanadium	3.2 B	20.0	ug/L	SW846 6020	09/09-09/16/09	LJ9N11AV
		Dilution Factor: 1		Analysis Time..: 00:35	Analyst ID.....: 002260	
		Instrument ID..: I8		MDL.....: 0.29		
Zinc	69.7 J	20.0	ug/L	SW846 6020	09/09-09/16/09	LJ9N11AW
		Dilution Factor: 1		Analysis Time..: 00:35	Analyst ID.....: 002260	
		Instrument ID..: I8		MDL.....: 0.60		
Mercury	ND	0.20	ug/L	SW846 7470A	09/09-09/10/09	LJ9N11A0
		Dilution Factor: 1		Analysis Time..: 15:20	Analyst ID.....: 001576	
		Instrument ID..: H4		MDL.....: 0.10		

NOTE(S):

J Method blank contamination. The associated method blank contains the target analyte at a reportable level.

B Estimated result. Result is less than RL.

Tetra Tech NUS, Inc

Client Sample ID: MSA-DMW9D-090209

TOTAL Metals

Lot-Sample #...: A9I030186-002
Date Sampled...: 09/02/09 13:20 Date Received..: 09/03/09
Matrix.....: WG

PARAMETER	RESULT	REPORTING LIMIT	UNITS	METHOD	PREPARATION-ANALYSIS DATE	WORK ORDER #
Prep Batch #...: 9252016						
Silver	ND	1.0	ug/L	SW846 6020	09/09-09/16/09	LJ9NV1A5
		Dilution Factor: 1		Analysis Time..: 00:26	Analyst ID.....: 002260	
		Instrument ID..: I8		MDL.....: 0.020		
Arsenic	6.1	5.0	ug/L	SW846 6020	09/09-09/16/09	LJ9NV1AQ
		Dilution Factor: 1		Analysis Time..: 00:26	Analyst ID.....: 002260	
		Instrument ID..: I8		MDL.....: 0.12		
Barium	38.1 J	1.0	ug/L	SW846 6020	09/09-09/16/09	LJ9NV1AR
		Dilution Factor: 1		Analysis Time..: 00:26	Analyst ID.....: 002260	
		Instrument ID..: I8		MDL.....: 0.033		
Beryllium	0.35 B	1.0	ug/L	SW846 6020	09/09-09/16/09	LJ9NV1AT
		Dilution Factor: 1		Analysis Time..: 00:26	Analyst ID.....: 002260	
		Instrument ID..: I8		MDL.....: 0.025		
Cadmium	0.16 B	1.0	ug/L	SW846 6020	09/09-09/16/09	LJ9NV1AU
		Dilution Factor: 1		Analysis Time..: 00:26	Analyst ID.....: 002260	
		Instrument ID..: I8		MDL.....: 0.014		
Cobalt	405	1.0	ug/L	SW846 6020	09/09-09/16/09	LJ9NV1AV
		Dilution Factor: 1		Analysis Time..: 00:26	Analyst ID.....: 002260	
		Instrument ID..: I8		MDL.....: 0.015		
Chromium	2.1 J	2.0	ug/L	SW846 6020	09/09-09/16/09	LJ9NV1A9
		Dilution Factor: 1		Analysis Time..: 00:26	Analyst ID.....: 002260	
		Instrument ID..: I8		MDL.....: 0.042		
Copper	4.6 J	2.0	ug/L	SW846 6020	09/09-09/16/09	LJ9NV1AW
		Dilution Factor: 1		Analysis Time..: 00:26	Analyst ID.....: 002260	
		Instrument ID..: I8		MDL.....: 0.079		
Iron	20300 J	50.0	ug/L	SW846 6020	09/09-09/16/09	LJ9NV1AX
		Dilution Factor: 1		Analysis Time..: 00:26	Analyst ID.....: 002260	
		Instrument ID..: I8		MDL.....: 4.7		
Manganese	3760 J	1.0	ug/L	SW846 6020	09/09-09/16/09	LJ9NV1A1
		Dilution Factor: 1		Analysis Time..: 00:26	Analyst ID.....: 002260	
		Instrument ID..: I8		MDL.....: 0.034		

(Continued on next page)

Tetra Tech NUS, Inc

Client Sample ID: MSA-DMW9D-090209

TOTAL Metals

Lot-Sample #...: A9I030186-002 Matrix.....: WG

PARAMETER	RESULT	REPORTING LIMIT	UNITS	METHOD	PREPARATION-ANALYSIS DATE	WORK ORDER #
Molybdenum	0.73 B	2.0	ug/L	SW846 6020	09/09-09/16/09	LJ9NV1A2
		Dilution Factor: 1		Analysis Time..: 00:26	Analyst ID.....: 002260	
		Instrument ID..: I8		MDL.....: 0.23		
Nickel	48.5	2.0	ug/L	SW846 6020	09/09-09/16/09	LJ9NV1A3
		Dilution Factor: 1		Analysis Time..: 00:26	Analyst ID.....: 002260	
		Instrument ID..: I8		MDL.....: 0.048		
Lead	2.6	1.0	ug/L	SW846 6020	09/09-09/16/09	LJ9NV1A0
		Dilution Factor: 1		Analysis Time..: 00:26	Analyst ID.....: 002260	
		Instrument ID..: I8		MDL.....: 0.028		
Antimony	0.26 B	2.0	ug/L	SW846 6020	09/09-09/16/09	LJ9NV1AP
		Dilution Factor: 1		Analysis Time..: 00:26	Analyst ID.....: 002260	
		Instrument ID..: I8		MDL.....: 0.043		
Selenium	0.67 B	5.0	ug/L	SW846 6020	09/09-09/16/09	LJ9NV1A4
		Dilution Factor: 1		Analysis Time..: 00:26	Analyst ID.....: 002260	
		Instrument ID..: I8		MDL.....: 0.14		
Thallium	0.21 B	1.0	ug/L	SW846 6020	09/09-09/16/09	LJ9NV1A6
		Dilution Factor: 1		Analysis Time..: 00:26	Analyst ID.....: 002260	
		Instrument ID..: I8		MDL.....: 0.072		
Vanadium	2.5 B	20.0	ug/L	SW846 6020	09/09-09/16/09	LJ9NV1A7
		Dilution Factor: 1		Analysis Time..: 00:26	Analyst ID.....: 002260	
		Instrument ID..: I8		MDL.....: 0.29		
Zinc	180 J	20.0	ug/L	SW846 6020	09/09-09/16/09	LJ9NV1A8
		Dilution Factor: 1		Analysis Time..: 00:26	Analyst ID.....: 002260	
		Instrument ID..: I8		MDL.....: 0.60		
Mercury	ND	0.20	ug/L	SW846 7470A	09/09-09/10/09	LJ9NV1AA
		Dilution Factor: 1		Analysis Time..: 14:55	Analyst ID.....: 001576	
		Instrument ID..: H4		MDL.....: 0.10		

NOTE(S):

J Method blank contamination. The associated method blank contains the target analyte at a reportable level.

B Estimated result. Result is less than RL.

Tetra Tech NUS, Inc

Client Sample ID: MSA-DMW9I-090209

TOTAL Metals

Lot-Sample #...: A9I030186-001 Matrix.....: WG
Date Sampled...: 09/02/09 12:05 Date Received..: 09/03/09

PARAMETER	RESULT	REPORTING LIMIT	UNITS	METHOD	PREPARATION-ANALYSIS DATE	WORK ORDER #
Prep Batch #...: 9252016						
Silver	0.18 B	1.0	ug/L	SW846 6020	09/09-09/15/09	LJ9NG1AT
		Dilution Factor: 1		Analysis Time..: 23:54	Analyst ID.....: 002260	
		Instrument ID..: I8		MDL.....: 0.020		
Arsenic	14.9	5.0	ug/L	SW846 6020	09/09-09/15/09	LJ9NG1AE
		Dilution Factor: 1		Analysis Time..: 23:54	Analyst ID.....: 002260	
		Instrument ID..: I8		MDL.....: 0.12		
Barium	79.8 J	1.0	ug/L	SW846 6020	09/09-09/15/09	LJ9NG1AF
		Dilution Factor: 1		Analysis Time..: 23:54	Analyst ID.....: 002260	
		Instrument ID..: I8		MDL.....: 0.033		
Beryllium	1.7	1.0	ug/L	SW846 6020	09/09-09/15/09	LJ9NG1AG
		Dilution Factor: 1		Analysis Time..: 23:54	Analyst ID.....: 002260	
		Instrument ID..: I8		MDL.....: 0.025		
Cadmium	3.4	1.0	ug/L	SW846 6020	09/09-09/15/09	LJ9NG1AH
		Dilution Factor: 1		Analysis Time..: 23:54	Analyst ID.....: 002260	
		Instrument ID..: I8		MDL.....: 0.014		
Cobalt	330	1.0	ug/L	SW846 6020	09/09-09/15/09	LJ9NG1AJ
		Dilution Factor: 1		Analysis Time..: 23:54	Analyst ID.....: 002260	
		Instrument ID..: I8		MDL.....: 0.015		
Chromium	41.4 J	2.0	ug/L	SW846 6020	09/09-09/15/09	LJ9NG1AX
		Dilution Factor: 1		Analysis Time..: 23:54	Analyst ID.....: 002260	
		Instrument ID..: I8		MDL.....: 0.042		
Copper	57.3 J	2.0	ug/L	SW846 6020	09/09-09/15/09	LJ9NG1AK
		Dilution Factor: 1		Analysis Time..: 23:54	Analyst ID.....: 002260	
		Instrument ID..: I8		MDL.....: 0.079		
Iron	15000 J	50.0	ug/L	SW846 6020	09/09-09/15/09	LJ9NG1AL
		Dilution Factor: 1		Analysis Time..: 23:54	Analyst ID.....: 002260	
		Instrument ID..: I8		MDL.....: 4.7		
Manganese	5360 J	1.0	ug/L	SW846 6020	09/09-09/15/09	LJ9NG1AN
		Dilution Factor: 1		Analysis Time..: 23:54	Analyst ID.....: 002260	
		Instrument ID..: I8		MDL.....: 0.034		

(Continued on next page)

Tetra Tech NUS, Inc

Client Sample ID: MSA-DMW9I-090209

TOTAL Metals

Lot-Sample #...: A9I030186-001 Matrix.....: WG

PARAMETER	RESULT	REPORTING LIMIT	UNITS	METHOD	PREPARATION-ANALYSIS DATE	WORK ORDER #
Molybdenum	3.4	2.0	ug/L	SW846 6020	09/09-09/15/09	LJ9NG1AP
		Dilution Factor: 1		Analysis Time..: 23:54	Analyst ID.....: 002260	
		Instrument ID..: I8		MDL.....: 0.23		
Nickel	83.6	2.0	ug/L	SW846 6020	09/09-09/15/09	LJ9NG1AQ
		Dilution Factor: 1		Analysis Time..: 23:54	Analyst ID.....: 002260	
		Instrument ID..: I8		MDL.....: 0.048		
Lead	38.0	1.0	ug/L	SW846 6020	09/09-09/15/09	LJ9NG1AM
		Dilution Factor: 1		Analysis Time..: 23:54	Analyst ID.....: 002260	
		Instrument ID..: I8		MDL.....: 0.028		
Antimony	1.7 B	2.0	ug/L	SW846 6020	09/09-09/15/09	LJ9NG1AD
		Dilution Factor: 1		Analysis Time..: 23:54	Analyst ID.....: 002260	
		Instrument ID..: I8		MDL.....: 0.043		
Selenium	5.6	5.0	ug/L	SW846 6020	09/09-09/15/09	LJ9NG1AR
		Dilution Factor: 1		Analysis Time..: 23:54	Analyst ID.....: 002260	
		Instrument ID..: I8		MDL.....: 0.14		
Thallium	0.35 B	1.0	ug/L	SW846 6020	09/09-09/15/09	LJ9NG1AU
		Dilution Factor: 1		Analysis Time..: 23:54	Analyst ID.....: 002260	
		Instrument ID..: I8		MDL.....: 0.072		
Vanadium	66.1	20.0	ug/L	SW846 6020	09/09-09/15/09	LJ9NG1AV
		Dilution Factor: 1		Analysis Time..: 23:54	Analyst ID.....: 002260	
		Instrument ID..: I8		MDL.....: 0.29		
Zinc	288 J	20.0	ug/L	SW846 6020	09/09-09/15/09	LJ9NG1AW
		Dilution Factor: 1		Analysis Time..: 23:54	Analyst ID.....: 002260	
		Instrument ID..: I8		MDL.....: 0.60		
Mercury	0.71	0.20	ug/L	SW846 7470A	09/09-09/10/09	LJ9NG1A0
		Dilution Factor: 1		Analysis Time..: 14:45	Analyst ID.....: 001576	
		Instrument ID..: H4		MDL.....: 0.10		

NOTE(S):

B Estimated result. Result is less than RL.

J Method blank contamination. The associated method blank contains the target analyte at a reportable level.

Tetra Tech NUS, Inc

Client Sample ID: MSA-DMW9S-090209

TOTAL Metals

Lot-Sample #...: A9I030186-004 Matrix.....: WG
Date Sampled...: 09/02/09 12:10 Date Received..: 09/03/09

PARAMETER	RESULT	REPORTING LIMIT	UNITS	METHOD	PREPARATION-ANALYSIS DATE	WORK ORDER #
Prep Batch #...: 9252016						
Silver	ND	1.0	ug/L	SW846 6020	09/09-09/16/09	LJ9N21A5
		Dilution Factor: 1		Analysis Time..: 00:45	Analyst ID.....: 002260	
		Instrument ID..: I8		MDL.....: 0.020		
Arsenic	2.3 B	5.0	ug/L	SW846 6020	09/09-09/16/09	LJ9N21AQ
		Dilution Factor: 1		Analysis Time..: 00:45	Analyst ID.....: 002260	
		Instrument ID..: I8		MDL.....: 0.12		
Barium	134 J	1.0	ug/L	SW846 6020	09/09-09/16/09	LJ9N21AR
		Dilution Factor: 1		Analysis Time..: 00:45	Analyst ID.....: 002260	
		Instrument ID..: I8		MDL.....: 0.033		
Beryllium	0.088 B	1.0	ug/L	SW846 6020	09/09-09/16/09	LJ9N21AT
		Dilution Factor: 1		Analysis Time..: 00:45	Analyst ID.....: 002260	
		Instrument ID..: I8		MDL.....: 0.025		
Cadmium	ND	1.0	ug/L	SW846 6020	09/09-09/16/09	LJ9N21AU
		Dilution Factor: 1		Analysis Time..: 00:45	Analyst ID.....: 002260	
		Instrument ID..: I8		MDL.....: 0.014		
Cobalt	0.12 B	1.0	ug/L	SW846 6020	09/09-09/16/09	LJ9N21AV
		Dilution Factor: 1		Analysis Time..: 00:45	Analyst ID.....: 002260	
		Instrument ID..: I8		MDL.....: 0.015		
Chromium	1.7 B,J	2.0	ug/L	SW846 6020	09/09-09/16/09	LJ9N21A9
		Dilution Factor: 1		Analysis Time..: 00:45	Analyst ID.....: 002260	
		Instrument ID..: I8		MDL.....: 0.042		
Copper	1.4 B,J	2.0	ug/L	SW846 6020	09/09-09/16/09	LJ9N21AW
		Dilution Factor: 1		Analysis Time..: 00:45	Analyst ID.....: 002260	
		Instrument ID..: I8		MDL.....: 0.079		
Iron	33700 J	50.0	ug/L	SW846 6020	09/09-09/16/09	LJ9N21AX
		Dilution Factor: 1		Analysis Time..: 00:45	Analyst ID.....: 002260	
		Instrument ID..: I8		MDL.....: 4.7		
Manganese	3990 J	1.0	ug/L	SW846 6020	09/09-09/16/09	LJ9N21A1
		Dilution Factor: 1		Analysis Time..: 00:45	Analyst ID.....: 002260	
		Instrument ID..: I8		MDL.....: 0.034		

(Continued on next page)

Tetra Tech NUS, Inc

Client Sample ID: MSA-DMW9S-090209

TOTAL Metals

Lot-Sample #...: A9I030186-004 Matrix.....: WG

PARAMETER	RESULT	REPORTING LIMIT	UNITS	METHOD	PREPARATION-ANALYSIS DATE	WORK ORDER #
Molybdenum	ND	2.0	ug/L	SW846 6020	09/09-09/16/09	LJ9N21A2
		Dilution Factor: 1		Analysis Time..: 00:45	Analyst ID.....: 002260	
		Instrument ID..: I8		MDL.....: 0.23		
Nickel	0.22 B	2.0	ug/L	SW846 6020	09/09-09/16/09	LJ9N21A3
		Dilution Factor: 1		Analysis Time..: 00:45	Analyst ID.....: 002260	
		Instrument ID..: I8		MDL.....: 0.048		
Lead	0.12 B	1.0	ug/L	SW846 6020	09/09-09/16/09	LJ9N21A0
		Dilution Factor: 1		Analysis Time..: 00:45	Analyst ID.....: 002260	
		Instrument ID..: I8		MDL.....: 0.028		
Antimony	0.088 B	2.0	ug/L	SW846 6020	09/09-09/16/09	LJ9N21AP
		Dilution Factor: 1		Analysis Time..: 00:45	Analyst ID.....: 002260	
		Instrument ID..: I8		MDL.....: 0.043		
Selenium	1.1 B	5.0	ug/L	SW846 6020	09/09-09/16/09	LJ9N21A4
		Dilution Factor: 1		Analysis Time..: 00:45	Analyst ID.....: 002260	
		Instrument ID..: I8		MDL.....: 0.14		
Thallium	ND	1.0	ug/L	SW846 6020	09/09-09/16/09	LJ9N21A6
		Dilution Factor: 1		Analysis Time..: 00:45	Analyst ID.....: 002260	
		Instrument ID..: I8		MDL.....: 0.072		
Vanadium	10.6 B	20.0	ug/L	SW846 6020	09/09-09/16/09	LJ9N21A7
		Dilution Factor: 1		Analysis Time..: 00:45	Analyst ID.....: 002260	
		Instrument ID..: I8		MDL.....: 0.29		
Zinc	20.0 J	20.0	ug/L	SW846 6020	09/09-09/16/09	LJ9N21A8
		Dilution Factor: 1		Analysis Time..: 00:45	Analyst ID.....: 002260	
		Instrument ID..: I8		MDL.....: 0.60		
Mercury	ND	0.20	ug/L	SW846 7470A	09/09-09/10/09	LJ9N21AA
		Dilution Factor: 1		Analysis Time..: 15:27	Analyst ID.....: 001576	
		Instrument ID..: H4		MDL.....: 0.10		

NOTE(S):

B Estimated result. Result is less than RL.

J Method blank contamination. The associated method blank contains the target analyte at a reportable level.

Tetra Tech NUS, Inc

Client Sample ID: MSA-MW18I-090109

TOTAL Metals

Lot-Sample #...: A9I020192-007 Matrix.....: WG
Date Sampled...: 09/01/09 11:10 Date Received..: 09/02/09

PARAMETER	RESULT	REPORTING LIMIT	UNITS	METHOD	PREPARATION-ANALYSIS DATE	WORK ORDER #
Prep Batch #...: 9246022						
Silver	ND	1.0	ug/L	SW846 6020	09/03-09/15/09	LJ7J51AT
		Dilution Factor: 1		Analysis Time..: 16:21	Analyst ID.....: 002260	
		Instrument ID..: I8		MDL.....: 0.033		
Arsenic	**10.3**	**5.0**	**ug/L**	**SW846 6020**	**09/03-09/15/09**	**LJ7J51AE**
		Dilution Factor: 1		Analysis Time..: 16:21	Analyst ID.....: 002260	
		Instrument ID..: I8		MDL.....: 0.21		
Barium	**46.4 J**	**1.0**	**ug/L**	**SW846 6020**	**09/03-09/15/09**	**LJ7J51AF**
		Dilution Factor: 1		Analysis Time..: 16:21	Analyst ID.....: 002260	
		Instrument ID..: I8		MDL.....: 0.052		
Beryllium	**3.6**	**1.0**	**ug/L**	**SW846 6020**	**09/03-09/15/09**	**LJ7J51AG**
		Dilution Factor: 1		Analysis Time..: 16:21	Analyst ID.....: 002260	
		Instrument ID..: I8		MDL.....: 0.037		
Cadmium	**89.0 J**	**1.0**	**ug/L**	**SW846 6020**	**09/03-09/15/09**	**LJ7J51AH**
		Dilution Factor: 1		Analysis Time..: 16:21	Analyst ID.....: 002260	
		Instrument ID..: I8		MDL.....: 0.027		
Cobalt	**330 J**	**1.0**	**ug/L**	**SW846 6020**	**09/03-09/15/09**	**LJ7J51AJ**
		Dilution Factor: 1		Analysis Time..: 16:21	Analyst ID.....: 002260	
		Instrument ID..: I8		MDL.....: 0.033		
Chromium	**3.3 J**	**2.0**	**ug/L**	**SW846 6020**	**09/03-09/15/09**	**LJ7J51AX**
		Dilution Factor: 1		Analysis Time..: 16:21	Analyst ID.....: 002260	
		Instrument ID..: I8		MDL.....: 0.066		
Copper	**60.2 J**	**2.0**	**ug/L**	**SW846 6020**	**09/03-09/15/09**	**LJ7J51AK**
		Dilution Factor: 1		Analysis Time..: 16:21	Analyst ID.....: 002260	
		Instrument ID..: I8		MDL.....: 0.064		
Iron	**27200 J**	**50.0**	**ug/L**	**SW846 6020**	**09/03-09/15/09**	**LJ7J51AL**
		Dilution Factor: 1		Analysis Time..: 16:21	Analyst ID.....: 002260	
		Instrument ID..: I8		MDL.....: 11.0		
Manganese	**5490 J**	**1.0**	**ug/L**	**SW846 6020**	**09/03-09/15/09**	**LJ7J51AN**
		Dilution Factor: 1		Analysis Time..: 16:21	Analyst ID.....: 002260	
		Instrument ID..: I8		MDL.....: 0.14		

(Continued on next page)

Tetra Tech NUS, Inc

Client Sample ID: MSA-MW18I-090109

TOTAL Metals

Lot-Sample #...: A9I020192-007 Matrix.....: WG

PARAMETER	RESULT	REPORTING LIMIT	UNITS	METHOD	PREPARATION-ANALYSIS DATE	WORK ORDER #
Molybdenum	**0.22 B**	**2.0**	**ug/L**	**SW846 6020**	**09/03-09/15/09**	**LJ7J51AP**
		Dilution Factor: 1		Analysis Time..: 16:21	Analyst ID.....: 002260	
		Instrument ID..: I8		MDL.....: 0.20		
Nickel	**200 J**	**2.0**	**ug/L**	**SW846 6020**	**09/03-09/15/09**	**LJ7J51AQ**
		Dilution Factor: 1		Analysis Time..: 16:21	Analyst ID.....: 002260	
		Instrument ID..: I8		MDL.....: 0.10		
Lead	**0.99 B,J**	**1.0**	**ug/L**	**SW846 6020**	**09/03-09/15/09**	**LJ7J51AM**
		Dilution Factor: 1		Analysis Time..: 16:21	Analyst ID.....: 002260	
		Instrument ID..: I8		MDL.....: 0.034		
Antimony	ND	2.0	ug/L	SW846 6020	09/03-09/15/09	LJ7J51AD
		Dilution Factor: 1		Analysis Time..: 16:21	Analyst ID.....: 002260	
		Instrument ID..: I8		MDL.....: 0.055		
Selenium	**17.1**	**5.0**	**ug/L**	**SW846 6020**	**09/03-09/15/09**	**LJ7J51AR**
		Dilution Factor: 1		Analysis Time..: 16:21	Analyst ID.....: 002260	
		Instrument ID..: I8		MDL.....: 0.14		
Thallium	**0.23 B**	**1.0**	**ug/L**	**SW846 6020**	**09/03-09/15/09**	**LJ7J51AU**
		Dilution Factor: 1		Analysis Time..: 16:21	Analyst ID.....: 002260	
		Instrument ID..: I8		MDL.....: 0.12		
Vanadium	**4.6 B**	**20.0**	**ug/L**	**SW846 6020**	**09/03-09/15/09**	**LJ7J51AV**
		Dilution Factor: 1		Analysis Time..: 16:21	Analyst ID.....: 002260	
		Instrument ID..: I8		MDL.....: 0.60		
Zinc	**363 J**	**20.0**	**ug/L**	**SW846 6020**	**09/03-09/15/09**	**LJ7J51AW**
		Dilution Factor: 1		Analysis Time..: 16:21	Analyst ID.....: 002260	
		Instrument ID..: I8		MDL.....: 0.85		
Mercury	ND	0.20	ug/L	SW846 7470A	09/03-09/04/09	LJ7J51A0
		Dilution Factor: 1		Analysis Time..: 12:56	Analyst ID.....: 001576	
		Instrument ID..: H1		MDL.....: 0.10		
Prep Batch #...: 9247480						
Calcium	**43200**	**5000**	**ug/L**	**SW846 6010B**	**09/04-09/10/09**	**LJ7J51CE**
		Dilution Factor: 1		Analysis Time..: 14:01	Analyst ID.....: 022952	
		Instrument ID..: TRACEICP		MDL.....: 9.7		

(Continued on next page)

Tetra Tech NUS, Inc

Client Sample ID: MSA-MW18I-090109

TOTAL Metals

Lot-Sample #...: A9I020192-007 Matrix.....: WG

PARAMETER	RESULT	REPORTING LIMIT	UNITS	METHOD	PREPARATION-ANALYSIS DATE	WORK ORDER #
Potassium	5880 J	5000	ug/L	SW846 6010B	09/04-09/10/09	LJ7J51CF
		Dilution Factor: 1		Analysis Time..: 14:01	Analyst ID.....: 022952	
		Instrument ID..: TRACEICP		MDL.....: 213		
Magnesium	41100	5000	ug/L	SW846 6010B	09/04-09/10/09	LJ7J51CG
		Dilution Factor: 1		Analysis Time..: 14:01	Analyst ID.....: 022952	
		Instrument ID..: TRACEICP		MDL.....: 20.7		
Sodium	162000	5000	ug/L	SW846 6010B	09/04-09/10/09	LJ7J51CH
		Dilution Factor: 1		Analysis Time..: 14:01	Analyst ID.....: 022952	
		Instrument ID..: TRACEICP		MDL.....: 215		
Silica	11600	1070	ug/L	SW846 6010B	09/04-09/10/09	LJ7J51CJ
		Dilution Factor: 1		Analysis Time..: 14:01	Analyst ID.....: 022952	
		Instrument ID..: TRACEICP		MDL.....: 28.7		

NOTE(S):

J Method blank contamination. The associated method blank contains the target analyte at a reportable level.

B Estimated result. Result is less than RL.

Tetra Tech NUS, Inc

Client Sample ID: MSA-MW18S-090109

TOTAL Metals

Lot-Sample #...: A9I020192-006
Date Sampled...: 09/01/09 09:05 Date Received..: 09/02/09
Matrix.....: WG

PARAMETER	RESULT	REPORTING LIMIT	UNITS	METHOD	PREPARATION-ANALYSIS DATE	WORK ORDER #
Prep Batch #...: 9246022						
Silver	ND	1.0	ug/L	SW846 6020	09/03-09/15/09	LJ7J31AG
		Dilution Factor: 1		Analysis Time..: 16:12	Analyst ID.....: 002260	
		Instrument ID..: I8		MDL.....: 0.033		
Arsenic	**1.8 B**	**5.0**	**ug/L**	**SW846 6020**	**09/03-09/15/09**	**LJ7J31A3**
		Dilution Factor: 1		Analysis Time..: 16:12	Analyst ID.....: 002260	
		Instrument ID..: I8		MDL.....: 0.21		
Barium	**52.0 J**	**1.0**	**ug/L**	**SW846 6020**	**09/03-09/15/09**	**LJ7J31A4**
		Dilution Factor: 1		Analysis Time..: 16:12	Analyst ID.....: 002260	
		Instrument ID..: I8		MDL.....: 0.052		
Beryllium	**0.20 B**	**1.0**	**ug/L**	**SW846 6020**	**09/03-09/15/09**	**LJ7J31A5**
		Dilution Factor: 1		Analysis Time..: 16:12	Analyst ID.....: 002260	
		Instrument ID..: I8		MDL.....: 0.037		
Cadmium	**0.070 B,J**	**1.0**	**ug/L**	**SW846 6020**	**09/03-09/15/09**	**LJ7J31A6**
		Dilution Factor: 1		Analysis Time..: 16:12	Analyst ID.....: 002260	
		Instrument ID..: I8		MDL.....: 0.027		
Cobalt	**88.7 J**	**1.0**	**ug/L**	**SW846 6020**	**09/03-09/15/09**	**LJ7J31A7**
		Dilution Factor: 1		Analysis Time..: 16:12	Analyst ID.....: 002260	
		Instrument ID..: I8		MDL.....: 0.033		
Chromium	**2.6 J**	**2.0**	**ug/L**	**SW846 6020**	**09/03-09/15/09**	**LJ7J31AL**
		Dilution Factor: 1		Analysis Time..: 16:12	Analyst ID.....: 002260	
		Instrument ID..: I8		MDL.....: 0.066		
Copper	**0.94 B,J**	**2.0**	**ug/L**	**SW846 6020**	**09/03-09/15/09**	**LJ7J31A8**
		Dilution Factor: 1		Analysis Time..: 16:12	Analyst ID.....: 002260	
		Instrument ID..: I8		MDL.....: 0.064		
Iron	**163000 J**	**50.0**	**ug/L**	**SW846 6020**	**09/03-09/15/09**	**LJ7J31A9**
		Dilution Factor: 1		Analysis Time..: 16:12	Analyst ID.....: 002260	
		Instrument ID..: I8		MDL.....: 11.0		
Manganese	**4420 J**	**1.0**	**ug/L**	**SW846 6020**	**09/03-09/15/09**	**LJ7J31AC**
		Dilution Factor: 1		Analysis Time..: 16:12	Analyst ID.....: 002260	
		Instrument ID..: I8		MDL.....: 0.14		

(Continued on next page)

Tetra Tech NUS, Inc

Client Sample ID: MSA-MW18S-090109

TOTAL Metals

Lot-Sample #...: A9I020192-006 Matrix.....: WG

PARAMETER	RESULT	REPORTING LIMIT	UNITS	METHOD	PREPARATION-ANALYSIS DATE	WORK ORDER #
Molybdenum	**0.26 B**	**2.0**	**ug/L**	**SW846 6020**	**09/03-09/15/09**	**LJ7J31AD**
		Dilution Factor: 1		Analysis Time..: 16:12	Analyst ID.....: 002260	
		Instrument ID..: I8		MDL.....: 0.20		
Nickel	**58.2 J**	**2.0**	**ug/L**	**SW846 6020**	**09/03-09/15/09**	**LJ7J31AE**
		Dilution Factor: 1		Analysis Time..: 16:12	Analyst ID.....: 002260	
		Instrument ID..: I8		MDL.....: 0.10		
Lead	**0.092 B,J**	**1.0**	**ug/L**	**SW846 6020**	**09/03-09/15/09**	**LJ7J31AA**
		Dilution Factor: 1		Analysis Time..: 16:12	Analyst ID.....: 002260	
		Instrument ID..: I8		MDL.....: 0.034		
Antimony	**0.11 B**	**2.0**	**ug/L**	**SW846 6020**	**09/03-09/15/09**	**LJ7J31A2**
		Dilution Factor: 1		Analysis Time..: 16:12	Analyst ID.....: 002260	
		Instrument ID..: I8		MDL.....: 0.055		
Selenium	**1.1 B**	**5.0**	**ug/L**	**SW846 6020**	**09/03-09/15/09**	**LJ7J31AF**
		Dilution Factor: 1		Analysis Time..: 16:12	Analyst ID.....: 002260	
		Instrument ID..: I8		MDL.....: 0.14		
Thallium	ND	1.0	ug/L	SW846 6020	09/03-09/15/09	LJ7J31AH
		Dilution Factor: 1		Analysis Time..: 16:12	Analyst ID.....: 002260	
		Instrument ID..: I8		MDL.....: 0.12		
Vanadium	**1.3 B**	**20.0**	**ug/L**	**SW846 6020**	**09/03-09/15/09**	**LJ7J31AJ**
		Dilution Factor: 1		Analysis Time..: 16:12	Analyst ID.....: 002260	
		Instrument ID..: I8		MDL.....: 0.60		
Zinc	**65.0 J**	**20.0**	**ug/L**	**SW846 6020**	**09/03-09/15/09**	**LJ7J31AK**
		Dilution Factor: 1		Analysis Time..: 16:12	Analyst ID.....: 002260	
		Instrument ID..: I8		MDL.....: 0.85		
Mercury	ND	0.20	ug/L	SW846 7470A	09/03-09/04/09	LJ7J31AM
		Dilution Factor: 1		Analysis Time..: 13:01	Analyst ID.....: 001576	
		Instrument ID..: H1		MDL.....: 0.10		
Prep Batch #...: 9247480						
Calcium	**186000**	**5000**	**ug/L**	**SW846 6010B**	**09/04-09/10/09**	**LJ7J31C3**
		Dilution Factor: 1		Analysis Time..: 13:25	Analyst ID.....: 022952	
		Instrument ID..: TRACEICP		MDL.....: 9.7		

(Continued on next page)

Tetra Tech NUS, Inc

Client Sample ID: MSA-MW18S-090109

TOTAL Metals

Lot-Sample #...: A9I020192-006 Matrix.....: WG

PARAMETER	RESULT	REPORTING LIMIT	UNITS	METHOD	PREPARATION-ANALYSIS DATE	WORK ORDER #
Potassium	42500 J,E	5000	ug/L	SW846 6010B	09/04-09/10/09	LJ7J31C4
		Dilution Factor: 1		Analysis Time..: 13:25	Analyst ID.....: 022952	
		Instrument ID..: TRACEICP		MDL.....: 213		
Magnesium	202000	5000	ug/L	SW846 6010B	09/04-09/10/09	LJ7J31C5
		Dilution Factor: 1		Analysis Time..: 13:25	Analyst ID.....: 022952	
		Instrument ID..: TRACEICP		MDL.....: 20.7		
Sodium	560000	10000	ug/L	SW846 6010B	09/04-09/10/09	LJ7J31C6
		Dilution Factor: 2		Analysis Time..: 19:19	Analyst ID.....: 022952	
		Instrument ID..: TRACEICP		MDL.....: 430		
Silica	30200	1070	ug/L	SW846 6010B	09/04-09/10/09	LJ7J31C7
		Dilution Factor: 1		Analysis Time..: 13:25	Analyst ID.....: 022952	
		Instrument ID..: TRACEICP		MDL.....: 28.7		

NOTE(S):

B Estimated result. Result is less than RL.

J Method blank contamination. The associated method blank contains the target analyte at a reportable level.

E Matrix interference.

Tetra Tech NUS, Inc

Client Sample ID: MSA-MW19D-090109

TOTAL Metals

Lot-Sample #...: A9I020192-004
Date Sampled...: 09/01/09 14:45 Date Received..: 09/02/09
Matrix.....: WG

PARAMETER	RESULT	REPORTING LIMIT	UNITS	METHOD	PREPARATION-ANALYSIS DATE	WORK ORDER #
Prep Batch #...: 9246022						
Silver	ND	1.0 Dilution Factor: 1 Instrument ID..: I8	ug/L	SW846 6020 Analysis Time..: 16:03 MDL.....: 0.033	09/03-09/15/09 Analyst ID.....: 002260	LJ7JX1A5
Arsenic	**1.9 B**	**5.0** Dilution Factor: 1 Instrument ID..: I8	**ug/L**	**SW846 6020** Analysis Time..: 16:03 MDL.....: 0.21	**09/03-09/15/09** Analyst ID.....: 002260	**LJ7JX1AQ**
Barium	**77.7 J**	**1.0** Dilution Factor: 1 Instrument ID..: I8	**ug/L**	**SW846 6020** Analysis Time..: 16:03 MDL.....: 0.052	**09/03-09/15/09** Analyst ID.....: 002260	**LJ7JX1AR**
Beryllium	**1.5**	**1.0** Dilution Factor: 1 Instrument ID..: I8	**ug/L**	**SW846 6020** Analysis Time..: 16:03 MDL.....: 0.037	**09/03-09/15/09** Analyst ID.....: 002260	**LJ7JX1AT**
Cadmium	**0.030 B,J**	**1.0** Dilution Factor: 1 Instrument ID..: I8	**ug/L**	**SW846 6020** Analysis Time..: 16:03 MDL.....: 0.027	**09/03-09/15/09** Analyst ID.....: 002260	**LJ7JX1AU**
Cobalt	**198 J**	**1.0** Dilution Factor: 1 Instrument ID..: I8	**ug/L**	**SW846 6020** Analysis Time..: 16:03 MDL.....: 0.033	**09/03-09/15/09** Analyst ID.....: 002260	**LJ7JX1AV**
Chromium	**13.9 J**	**2.0** Dilution Factor: 1 Instrument ID..: I8	**ug/L**	**SW846 6020** Analysis Time..: 16:03 MDL.....: 0.066	**09/03-09/15/09** Analyst ID.....: 002260	**LJ7JX1A9**
Copper	**0.21 B,J**	**2.0** Dilution Factor: 1 Instrument ID..: I8	**ug/L**	**SW846 6020** Analysis Time..: 16:03 MDL.....: 0.064	**09/03-09/15/09** Analyst ID.....: 002260	**LJ7JX1AW**
Iron	**7620 J**	**50.0** Dilution Factor: 1 Instrument ID..: I8	**ug/L**	**SW846 6020** Analysis Time..: 16:03 MDL.....: 11.0	**09/03-09/15/09** Analyst ID.....: 002260	**LJ7JX1AX**
Manganese	**3080 J**	**1.0** Dilution Factor: 1 Instrument ID..: I8	**ug/L**	**SW846 6020** Analysis Time..: 16:03 MDL.....: 0.14	**09/03-09/15/09** Analyst ID.....: 002260	**LJ7JX1A1**

(Continued on next page)

Tetra Tech NUS, Inc

Client Sample ID: MSA-MW19D-090109

TOTAL Metals

Lot-Sample #...: A9I020192-004 Matrix.....: WG

PARAMETER	RESULT	REPORTING LIMIT	UNITS	METHOD	PREPARATION-ANALYSIS DATE	WORK ORDER #
Molybdenum	0.27 B	2.0	ug/L	SW846 6020	09/03-09/15/09	LJ7JX1A2
		Dilution Factor: 1		Analysis Time..: 16:03	Analyst ID.....: 002260	
		Instrument ID..: I8		MDL.....: 0.20		
Nickel	111 J	2.0	ug/L	SW846 6020	09/03-09/15/09	LJ7JX1A3
		Dilution Factor: 1		Analysis Time..: 16:03	Analyst ID.....: 002260	
		Instrument ID..: I8		MDL.....: 0.10		
Lead	0.17 B,J	1.0	ug/L	SW846 6020	09/03-09/15/09	LJ7JX1A0
		Dilution Factor: 1		Analysis Time..: 16:03	Analyst ID.....: 002260	
		Instrument ID..: I8		MDL.....: 0.034		
Antimony	0.14 B	2.0	ug/L	SW846 6020	09/03-09/15/09	LJ7JX1AP
		Dilution Factor: 1		Analysis Time..: 16:03	Analyst ID.....: 002260	
		Instrument ID..: I8		MDL.....: 0.055		
Selenium	1.0 B	5.0	ug/L	SW846 6020	09/03-09/15/09	LJ7JX1A4
		Dilution Factor: 1		Analysis Time..: 16:03	Analyst ID.....: 002260	
		Instrument ID..: I8		MDL.....: 0.14		
Thallium	ND	1.0	ug/L	SW846 6020	09/03-09/15/09	LJ7JX1A6
		Dilution Factor: 1		Analysis Time..: 16:03	Analyst ID.....: 002260	
		Instrument ID..: I8		MDL.....: 0.12		
Vanadium	4.4 B	20.0	ug/L	SW846 6020	09/03-09/15/09	LJ7JX1A7
		Dilution Factor: 1		Analysis Time..: 16:03	Analyst ID.....: 002260	
		Instrument ID..: I8		MDL.....: 0.60		
Zinc	328 J	20.0	ug/L	SW846 6020	09/03-09/15/09	LJ7JX1A8
		Dilution Factor: 1		Analysis Time..: 16:03	Analyst ID.....: 002260	
		Instrument ID..: I8		MDL.....: 0.85		
Mercury	ND	0.20	ug/L	SW846 7470A	09/03-09/04/09	LJ7JX1AA
		Dilution Factor: 1		Analysis Time..: 12:53	Analyst ID.....: 001576	
		Instrument ID..: H1		MDL.....: 0.10		

NOTE(S):

B Estimated result. Result is less than RL.

J Method blank contamination. The associated method blank contains the target analyte at a reportable level.

Tetra Tech NUS, Inc

Client Sample ID: MSA-MW19I-090109

TOTAL Metals

Lot-Sample #...: A9I020192-008 Matrix.....: WG
Date Sampled...: 09/01/09 14:45 Date Received..: 09/02/09

PARAMETER	RESULT	REPORTING LIMIT	UNITS	METHOD	PREPARATION-ANALYSIS DATE	WORK ORDER #
Prep Batch #...: 9246022						
Silver	ND	1.0	ug/L	SW846 6020	09/03-09/15/09	LJ7J81A5
		Dilution Factor: 1		Analysis Time..: 16:31	Analyst ID.....: 002260	
		Instrument ID..: I8		MDL.....: 0.033		
Arsenic	**3.8 B**	**5.0**	**ug/L**	**SW846 6020**	**09/03-09/15/09**	**LJ7J81AQ**
		Dilution Factor: 1		Analysis Time..: 16:31	Analyst ID.....: 002260	
		Instrument ID..: I8		MDL.....: 0.21		
Barium	**70.5 J**	**1.0**	**ug/L**	**SW846 6020**	**09/03-09/15/09**	**LJ7J81AR**
		Dilution Factor: 1		Analysis Time..: 16:31	Analyst ID.....: 002260	
		Instrument ID..: I8		MDL.....: 0.052		
Beryllium	**1.2**	**1.0**	**ug/L**	**SW846 6020**	**09/03-09/15/09**	**LJ7J81AT**
		Dilution Factor: 1		Analysis Time..: 16:31	Analyst ID.....: 002260	
		Instrument ID..: I8		MDL.....: 0.037		
Cadmium	**0.049 B,J**	**1.0**	**ug/L**	**SW846 6020**	**09/03-09/15/09**	**LJ7J81AU**
		Dilution Factor: 1		Analysis Time..: 16:31	Analyst ID.....: 002260	
		Instrument ID..: I8		MDL.....: 0.027		
Cobalt	**91.3 J**	**1.0**	**ug/L**	**SW846 6020**	**09/03-09/15/09**	**LJ7J81AV**
		Dilution Factor: 1		Analysis Time..: 16:31	Analyst ID.....: 002260	
		Instrument ID..: I8		MDL.....: 0.033		
Chromium	**2.8 J**	**2.0**	**ug/L**	**SW846 6020**	**09/03-09/15/09**	**LJ7J81A9**
		Dilution Factor: 1		Analysis Time..: 16:31	Analyst ID.....: 002260	
		Instrument ID..: I8		MDL.....: 0.066		
Copper	**0.54 B,J**	**2.0**	**ug/L**	**SW846 6020**	**09/03-09/15/09**	**LJ7J81AW**
		Dilution Factor: 1		Analysis Time..: 16:31	Analyst ID.....: 002260	
		Instrument ID..: I8		MDL.....: 0.064		
Iron	**40800 J**	**50.0**	**ug/L**	**SW846 6020**	**09/03-09/15/09**	**LJ7J81AX**
		Dilution Factor: 1		Analysis Time..: 16:31	Analyst ID.....: 002260	
		Instrument ID..: I8		MDL.....: 11.0		
Manganese	**2400 J**	**1.0**	**ug/L**	**SW846 6020**	**09/03-09/15/09**	**LJ7J81A1**
		Dilution Factor: 1		Analysis Time..: 16:31	Analyst ID.....: 002260	
		Instrument ID..: I8		MDL.....: 0.14		

(Continued on next page)

Tetra Tech NUS, Inc

Client Sample ID: MSA-MW19I-090109

TOTAL Metals

Lot-Sample #...: A9I020192-008

Matrix.....: WG

PARAMETER	RESULT	REPORTING LIMIT	UNITS	METHOD	PREPARATION-ANALYSIS DATE	WORK ORDER #
Molybdenum	**0.32 B**	**2.0**	**ug/L**	**SW846 6020**	**09/03-09/15/09**	**LJ7J81A2**
		Dilution Factor: 1		Analysis Time..: 16:31	Analyst ID.....: 002260	
		Instrument ID..: I8		MDL.....: 0.20		
Nickel	**68.4 J**	**2.0**	**ug/L**	**SW846 6020**	**09/03-09/15/09**	**LJ7J81A3**
		Dilution Factor: 1		Analysis Time..: 16:31	Analyst ID.....: 002260	
		Instrument ID..: I8		MDL.....: 0.10		
Lead	**0.10 B,J**	**1.0**	**ug/L**	**SW846 6020**	**09/03-09/15/09**	**LJ7J81A0**
		Dilution Factor: 1		Analysis Time..: 16:31	Analyst ID.....: 002260	
		Instrument ID..: I8		MDL.....: 0.034		
Antimony	ND	2.0	ug/L	SW846 6020	09/03-09/15/09	LJ7J81AP
		Dilution Factor: 1		Analysis Time..: 16:31	Analyst ID.....: 002260	
		Instrument ID..: I8		MDL.....: 0.055		
Selenium	**4.6 B**	**5.0**	**ug/L**	**SW846 6020**	**09/03-09/15/09**	**LJ7J81A4**
		Dilution Factor: 1		Analysis Time..: 16:31	Analyst ID.....: 002260	
		Instrument ID..: I8		MDL.....: 0.14		
Thallium	ND	1.0	ug/L	SW846 6020	09/03-09/15/09	LJ7J81A6
		Dilution Factor: 1		Analysis Time..: 16:31	Analyst ID.....: 002260	
		Instrument ID..: I8		MDL.....: 0.12		
Vanadium	**2.6 B**	**20.0**	**ug/L**	**SW846 6020**	**09/03-09/15/09**	**LJ7J81A7**
		Dilution Factor: 1		Analysis Time..: 16:31	Analyst ID.....: 002260	
		Instrument ID..: I8		MDL.....: 0.60		
Zinc	**106 J**	**20.0**	**ug/L**	**SW846 6020**	**09/03-09/15/09**	**LJ7J81A8**
		Dilution Factor: 1		Analysis Time..: 16:31	Analyst ID.....: 002260	
		Instrument ID..: I8		MDL.....: 0.85		
Mercury	ND	0.20	ug/L	SW846 7470A	09/03-09/04/09	LJ7J81AA
		Dilution Factor: 1		Analysis Time..: 12:46	Analyst ID.....: 001576	
		Instrument ID..: H1		MDL.....: 0.10		

NOTE(S):

B Estimated result. Result is less than RL.

J Method blank contamination. The associated method blank contains the target analyte at a reportable level.

Tetra Tech NUS, Inc

Client Sample ID: MSA-MW24I-090109

TOTAL Metals

Lot-Sample #...: A9I020192-003
Date Sampled...: 09/01/09 11:45 Date Received..: 09/02/09
Matrix.....: WG

PARAMETER	RESULT	REPORTING LIMIT	UNITS	METHOD	PREPARATION-ANALYSIS DATE	WORK ORDER #
Prep Batch #...: 9246022						
Silver	0.036 B	1.0 Dilution Factor: 1 Instrument ID..: I8	ug/L	SW846 6020 Analysis Time..: 15:45 MDL.....: 0.033	09/03-09/15/09 Analyst ID.....: 002260	LJ7JP1A5
Arsenic	2.1 B	5.0 Dilution Factor: 1 Instrument ID..: I8	ug/L	SW846 6020 Analysis Time..: 15:45 MDL.....: 0.21	09/03-09/15/09 Analyst ID.....: 002260	LJ7JP1AQ
Barium	27.7 J	1.0 Dilution Factor: 1 Instrument ID..: I8	ug/L	SW846 6020 Analysis Time..: 15:45 MDL.....: 0.052	09/03-09/15/09 Analyst ID.....: 002260	LJ7JP1AR
Beryllium	2.1	1.0 Dilution Factor: 1 Instrument ID..: I8	ug/L	SW846 6020 Analysis Time..: 15:45 MDL.....: 0.037	09/03-09/15/09 Analyst ID.....: 002260	LJ7JP1AT
Cadmium	0.30 B,J	1.0 Dilution Factor: 1 Instrument ID..: I8	ug/L	SW846 6020 Analysis Time..: 15:45 MDL.....: 0.027	09/03-09/15/09 Analyst ID.....: 002260	LJ7JP1AU
Cobalt	33.1 J	1.0 Dilution Factor: 1 Instrument ID..: I8	ug/L	SW846 6020 Analysis Time..: 15:45 MDL.....: 0.033	09/03-09/15/09 Analyst ID.....: 002260	LJ7JP1AV
Chromium	5.2 J	2.0 Dilution Factor: 1 Instrument ID..: I8	ug/L	SW846 6020 Analysis Time..: 15:45 MDL.....: 0.066	09/03-09/15/09 Analyst ID.....: 002260	LJ7JP1A9
Copper	29.6 J	2.0 Dilution Factor: 1 Instrument ID..: I8	ug/L	SW846 6020 Analysis Time..: 15:45 MDL.....: 0.064	09/03-09/15/09 Analyst ID.....: 002260	LJ7JP1AW
Iron	5060 J	50.0 Dilution Factor: 1 Instrument ID..: I8	ug/L	SW846 6020 Analysis Time..: 15:45 MDL.....: 11.0	09/03-09/15/09 Analyst ID.....: 002260	LJ7JP1AX
Manganese	612 J	1.0 Dilution Factor: 1 Instrument ID..: I8	ug/L	SW846 6020 Analysis Time..: 15:45 MDL.....: 0.14	09/03-09/15/09 Analyst ID.....: 002260	LJ7JP1A1

(Continued on next page)

Tetra Tech NUS, Inc

Client Sample ID: MSA-MW24I-090109

TOTAL Metals

Lot-Sample #...: A9I020192-003 Matrix.....: WG

PARAMETER	RESULT	REPORTING LIMIT	UNITS	METHOD	PREPARATION-ANALYSIS DATE	WORK ORDER #
Molybdenum	0.40 B	2.0	ug/L	SW846 6020	09/03-09/15/09	LJ7JP1A2
		Dilution Factor: 1		Analysis Time..: 15:45	Analyst ID.....: 002260	
		Instrument ID..: I8		MDL.....: 0.20		
Nickel	11.8 J	2.0	ug/L	SW846 6020	09/03-09/15/09	LJ7JP1A3
		Dilution Factor: 1		Analysis Time..: 15:45	Analyst ID.....: 002260	
		Instrument ID..: I8		MDL.....: 0.10		
Lead	1.4 J	1.0	ug/L	SW846 6020	09/03-09/15/09	LJ7JP1A0
		Dilution Factor: 1		Analysis Time..: 15:45	Analyst ID.....: 002260	
		Instrument ID..: I8		MDL.....: 0.034		
Antimony	0.17 B	2.0	ug/L	SW846 6020	09/03-09/15/09	LJ7JP1AP
		Dilution Factor: 1		Analysis Time..: 15:45	Analyst ID.....: 002260	
		Instrument ID..: I8		MDL.....: 0.055		
Selenium	4.0 B	5.0	ug/L	SW846 6020	09/03-09/15/09	LJ7JP1A4
		Dilution Factor: 1		Analysis Time..: 15:45	Analyst ID.....: 002260	
		Instrument ID..: I8		MDL.....: 0.14		
Thallium	0.15 B	1.0	ug/L	SW846 6020	09/03-09/15/09	LJ7JP1A6
		Dilution Factor: 1		Analysis Time..: 15:45	Analyst ID.....: 002260	
		Instrument ID..: I8		MDL.....: 0.12		
Vanadium	3.2 B	20.0	ug/L	SW846 6020	09/03-09/15/09	LJ7JP1A7
		Dilution Factor: 1		Analysis Time..: 15:45	Analyst ID.....: 002260	
		Instrument ID..: I8		MDL.....: 0.60		
Zinc	41.4 J	20.0	ug/L	SW846 6020	09/03-09/15/09	LJ7JP1A8
		Dilution Factor: 1		Analysis Time..: 15:45	Analyst ID.....: 002260	
		Instrument ID..: I8		MDL.....: 0.85		
Mercury	ND	0.20	ug/L	SW846 7470A	09/03-09/04/09	LJ7JP1AA
		Dilution Factor: 1		Analysis Time..: 12:41	Analyst ID.....: 001576	
		Instrument ID..: H1		MDL.....: 0.10		

NOTE(S):

B Estimated result. Result is less than RL.

J Method blank contamination. The associated method blank contains the target analyte at a reportable level.

Tetra Tech NUS, Inc

Client Sample ID: MSA-MW24S-090109

TOTAL Metals

Lot-Sample #...: A9I020192-002
Date Sampled...: 09/01/09 10:30 Date Received..: 09/02/09
Matrix.....: WG

PARAMETER	RESULT	REPORTING LIMIT	UNITS	METHOD	PREPARATION-ANALYSIS DATE	WORK ORDER #
Prep Batch #...: 9246022						
Silver	ND G	5.0	ug/L	SW846 6020	09/03-09/16/09	LJ7JC1A5
		Dilution Factor: 5		Analysis Time..: 09:51	Analyst ID.....: 002260	
		Instrument ID..: I8		MDL.....: 0.16		
Arsenic	**79.6**	**25.0**	**ug/L**	**SW846 6020**	**09/03-09/16/09**	**LJ7JC1AQ**
		Dilution Factor: 5		Analysis Time..: 09:51	Analyst ID.....: 002260	
		Instrument ID..: I8		MDL.....: 1.0		
Barium	**38.5 J**	**1.0**	**ug/L**	**SW846 6020**	**09/03-09/15/09**	**LJ7JC1AR**
		Dilution Factor: 1		Analysis Time..: 15:37	Analyst ID.....: 002260	
		Instrument ID..: I8		MDL.....: 0.052		
Beryllium	**9.9**	**1.0**	**ug/L**	**SW846 6020**	**09/03-09/15/09**	**LJ7JC1AT**
		Dilution Factor: 1		Analysis Time..: 15:37	Analyst ID.....: 002260	
		Instrument ID..: I8		MDL.....: 0.037		
Cadmium	**4.5 B,J,G**	**5.0**	**ug/L**	**SW846 6020**	**09/03-09/16/09**	**LJ7JC1AU**
		Dilution Factor: 5		Analysis Time..: 09:51	Analyst ID.....: 002260	
		Instrument ID..: I8		MDL.....: 0.14		
Cobalt	**724 J**	**5.0**	**ug/L**	**SW846 6020**	**09/03-09/16/09**	**LJ7JC1AV**
		Dilution Factor: 5		Analysis Time..: 09:51	Analyst ID.....: 002260	
		Instrument ID..: I8		MDL.....: 0.16		
Chromium	**25.7 J**	**10.0**	**ug/L**	**SW846 6020**	**09/03-09/16/09**	**LJ7JC1A9**
		Dilution Factor: 5		Analysis Time..: 09:51	Analyst ID.....: 002260	
		Instrument ID..: I8		MDL.....: 0.33		
Copper	**172 J**	**10.0**	**ug/L**	**SW846 6020**	**09/03-09/16/09**	**LJ7JC1AW**
		Dilution Factor: 5		Analysis Time..: 09:51	Analyst ID.....: 002260	
		Instrument ID..: I8		MDL.....: 0.32		
Iron	**238000 J**	**250**	**ug/L**	**SW846 6020**	**09/03-09/16/09**	**LJ7JC1AX**
		Dilution Factor: 5		Analysis Time..: 09:51	Analyst ID.....: 002260	
		Instrument ID..: I8		MDL.....: 55.0		
Manganese	**6320 J**	**1.0**	**ug/L**	**SW846 6020**	**09/03-09/15/09**	**LJ7JC1A1**
		Dilution Factor: 1		Analysis Time..: 15:37	Analyst ID.....: 002260	
		Instrument ID..: I8		MDL.....: 0.14		

(Continued on next page)

Tetra Tech NUS, Inc

Client Sample ID: MSA-MW24S-090109

TOTAL Metals

Lot-Sample #...: A9I020192-002 Matrix.....: WG

PARAMETER	RESULT	REPORTING LIMIT	UNITS	METHOD	PREPARATION-ANALYSIS DATE	WORK ORDER #
Molybdenum	ND G	10.0	ug/L	SW846 6020	09/03-09/16/09	LJ7JC1A2
		Dilution Factor: 5		Analysis Time..: 09:51	Analyst ID.....: 002260	
		Instrument ID..: I8		MDL.....: 1.0		
Nickel	991 J	10.0	ug/L	SW846 6020	09/03-09/16/09	LJ7JC1A3
		Dilution Factor: 5		Analysis Time..: 09:51	Analyst ID.....: 002260	
		Instrument ID..: I8		MDL.....: 0.50		
Lead	0.66 B,J	1.0	ug/L	SW846 6020	09/03-09/15/09	LJ7JC1A0
		Dilution Factor: 1		Analysis Time..: 15:37	Analyst ID.....: 002260	
		Instrument ID..: I8		MDL.....: 0.034		
Antimony	0.36 B	2.0	ug/L	SW846 6020	09/03-09/15/09	LJ7JC1AP
		Dilution Factor: 1		Analysis Time..: 15:37	Analyst ID.....: 002260	
		Instrument ID..: I8		MDL.....: 0.055		
Selenium	149	25.0	ug/L	SW846 6020	09/03-09/16/09	LJ7JC1A4
		Dilution Factor: 5		Analysis Time..: 09:51	Analyst ID.....: 002260	
		Instrument ID..: I8		MDL.....: 0.70		
Thallium	0.78 B	1.0	ug/L	SW846 6020	09/03-09/15/09	LJ7JC1A6
		Dilution Factor: 1		Analysis Time..: 15:37	Analyst ID.....: 002260	
		Instrument ID..: I8		MDL.....: 0.12		
Vanadium	116	100	ug/L	SW846 6020	09/03-09/16/09	LJ7JC1A7
		Dilution Factor: 5		Analysis Time..: 09:51	Analyst ID.....: 002260	
		Instrument ID..: I8		MDL.....: 3.0		
Zinc	3150 J	100	ug/L	SW846 6020	09/03-09/16/09	LJ7JC1A8
		Dilution Factor: 5		Analysis Time..: 09:51	Analyst ID.....: 002260	
		Instrument ID..: I8		MDL.....: 4.2		
Mercury	ND	0.20	ug/L	SW846 7470A	09/03-09/04/09	LJ7JC1AA
		Dilution Factor: 1		Analysis Time..: 12:48	Analyst ID.....: 001576	
		Instrument ID..: H1		MDL.....: 0.10		

NOTE(S):

G Elevated reporting limit. The reporting limit is elevated due to matrix interference.

J Method blank contamination. The associated method blank contains the target analyte at a reportable level.

B Estimated result. Result is less than RL.

Tetra Tech NUS, Inc

Client Sample ID: MSA-MW30D-090109

TOTAL Metals

Lot-Sample #...: A9I020192-001
Date Sampled...: 09/01/09 08:45 Date Received..: 09/02/09
Matrix.....: WG

PARAMETER	RESULT	REPORTING LIMIT	UNITS	METHOD	PREPARATION-ANALYSIS DATE	WORK ORDER #
Prep Batch #...: 9246022						
Silver	ND	1.0	ug/L	SW846 6020	09/03-09/15/09	LJ7GP1AT
		Dilution Factor: 1		Analysis Time..: 15:21	Analyst ID.....: 002260	
		Instrument ID..: I8		MDL.....: 0.033		
Arsenic	ND	5.0	ug/L	SW846 6020	09/03-09/15/09	LJ7GP1AE
		Dilution Factor: 1		Analysis Time..: 15:21	Analyst ID.....: 002260	
		Instrument ID..: I8		MDL.....: 0.21		
Barium	**9.0 J**	**1.0**	**ug/L**	**SW846 6020**	**09/03-09/15/09**	**LJ7GP1AF**
		Dilution Factor: 1		Analysis Time..: 15:21	Analyst ID.....: 002260	
		Instrument ID..: I8		MDL.....: 0.052		
Beryllium	**0.12 B**	**1.0**	**ug/L**	**SW846 6020**	**09/03-09/15/09**	**LJ7GP1AG**
		Dilution Factor: 1		Analysis Time..: 15:21	Analyst ID.....: 002260	
		Instrument ID..: I8		MDL.....: 0.037		
Cadmium	**0.045 B,J**	**1.0**	**ug/L**	**SW846 6020**	**09/03-09/15/09**	**LJ7GP1AH**
		Dilution Factor: 1		Analysis Time..: 15:21	Analyst ID.....: 002260	
		Instrument ID..: I8		MDL.....: 0.027		
Cobalt	**7.1 J**	**1.0**	**ug/L**	**SW846 6020**	**09/03-09/15/09**	**LJ7GP1AJ**
		Dilution Factor: 1		Analysis Time..: 15:21	Analyst ID.....: 002260	
		Instrument ID..: I8		MDL.....: 0.033		
Chromium	**0.55 B,J**	**2.0**	**ug/L**	**SW846 6020**	**09/03-09/15/09**	**LJ7GP1AX**
		Dilution Factor: 1		Analysis Time..: 15:21	Analyst ID.....: 002260	
		Instrument ID..: I8		MDL.....: 0.066		
Copper	**7.3 J**	**2.0**	**ug/L**	**SW846 6020**	**09/03-09/15/09**	**LJ7GP1AK**
		Dilution Factor: 1		Analysis Time..: 15:21	Analyst ID.....: 002260	
		Instrument ID..: I8		MDL.....: 0.064		
Iron	**58.6 J**	**50.0**	**ug/L**	**SW846 6020**	**09/03-09/15/09**	**LJ7GP1AL**
		Dilution Factor: 1		Analysis Time..: 15:21	Analyst ID.....: 002260	
		Instrument ID..: I8		MDL.....: 11.0		
Manganese	**20.4 J**	**1.0**	**ug/L**	**SW846 6020**	**09/03-09/15/09**	**LJ7GP1AN**
		Dilution Factor: 1		Analysis Time..: 15:21	Analyst ID.....: 002260	
		Instrument ID..: I8		MDL.....: 0.14		

(Continued on next page)

Tetra Tech NUS, Inc

Client Sample ID: MSA-MW30D-090109

TOTAL Metals

Lot-Sample #...: A9I020192-001 Matrix.....: WG

PARAMETER	RESULT	REPORTING LIMIT	UNITS	METHOD	PREPARATION-ANALYSIS DATE	WORK ORDER #
Molybdenum	0.39 B	2.0	ug/L	SW846 6020	09/03-09/15/09	LJ7GP1AP
		Dilution Factor: 1		Analysis Time..: 15:21	Analyst ID.....: 002260	
		Instrument ID..: I8		MDL.....: 0.20		
Nickel	8.7 J	2.0	ug/L	SW846 6020	09/03-09/15/09	LJ7GP1AQ
		Dilution Factor: 1		Analysis Time..: 15:21	Analyst ID.....: 002260	
		Instrument ID..: I8		MDL.....: 0.10		
Lead	0.11 B,J	1.0	ug/L	SW846 6020	09/03-09/15/09	LJ7GP1AM
		Dilution Factor: 1		Analysis Time..: 15:21	Analyst ID.....: 002260	
		Instrument ID..: I8		MDL.....: 0.034		
Antimony	0.21 B	2.0	ug/L	SW846 6020	09/03-09/15/09	LJ7GP1AD
		Dilution Factor: 1		Analysis Time..: 15:21	Analyst ID.....: 002260	
		Instrument ID..: I8		MDL.....: 0.055		
Selenium	0.18 B	5.0	ug/L	SW846 6020	09/03-09/15/09	LJ7GP1AR
		Dilution Factor: 1		Analysis Time..: 15:21	Analyst ID.....: 002260	
		Instrument ID..: I8		MDL.....: 0.14		
Thallium	0.21 B	1.0	ug/L	SW846 6020	09/03-09/15/09	LJ7GP1AU
		Dilution Factor: 1		Analysis Time..: 15:21	Analyst ID.....: 002260	
		Instrument ID..: I8		MDL.....: 0.12		
Vanadium	ND	20.0	ug/L	SW846 6020	09/03-09/15/09	LJ7GP1AV
		Dilution Factor: 1		Analysis Time..: 15:21	Analyst ID.....: 002260	
		Instrument ID..: I8		MDL.....: 0.60		
Zinc	22.6 J	20.0	ug/L	SW846 6020	09/03-09/15/09	LJ7GP1AW
		Dilution Factor: 1		Analysis Time..: 15:21	Analyst ID.....: 002260	
		Instrument ID..: I8		MDL.....: 0.85		
Mercury	ND	0.20	ug/L	SW846 7470A	09/03-09/04/09	LJ7GP1A0
		Dilution Factor: 1		Analysis Time..: 12:36	Analyst ID.....: 001576	
		Instrument ID..: H1		MDL.....: 0.10		

NOTE(S):

J Method blank contamination. The associated method blank contains the target analyte at a reportable level.

B Estimated result. Result is less than RL.

Tetra Tech NUS, Inc

Client Sample ID: MSA-DMW2S-090109

DISSOLVED Metals

Lot-Sample #...: A9I020192-011 Matrix.....: WG
Date Sampled...: 09/01/09 16:35 Date Received..: 09/02/09

PARAMETER	RESULT	REPORTING LIMIT	UNITS	METHOD	PREPARATION-ANALYSIS DATE	WORK ORDER #
Prep Batch #...: 9246022						
Silver	ND	1.0	ug/L	SW846 6020	09/03-09/15/09	LJ7KN1CF
		Dilution Factor: 1		Analysis Time..: 17:06	Analyst ID.....: 002260	
		Instrument ID..: I8		MDL.....: 0.033		
Arsenic	**9.8**	**5.0**	**ug/L**	**SW846 6020**	**09/03-09/15/09**	**LJ7KN1AD**
		Dilution Factor: 1		Analysis Time..: 17:06	Analyst ID.....: 002260	
		Instrument ID..: I8		MDL.....: 0.21		
Barium	**14.3 J**	**1.0**	**ug/L**	**SW846 6020**	**09/03-09/15/09**	**LJ7KN1AE**
		Dilution Factor: 1		Analysis Time..: 17:06	Analyst ID.....: 002260	
		Instrument ID..: I8		MDL.....: 0.052		
Beryllium	**4.1**	**1.0**	**ug/L**	**SW846 6020**	**09/03-09/15/09**	**LJ7KN1AF**
		Dilution Factor: 1		Analysis Time..: 17:06	Analyst ID.....: 002260	
		Instrument ID..: I8		MDL.....: 0.037		
Cadmium	**238 J**	**1.0**	**ug/L**	**SW846 6020**	**09/03-09/15/09**	**LJ7KN1AG**
		Dilution Factor: 1		Analysis Time..: 17:06	Analyst ID.....: 002260	
		Instrument ID..: I8		MDL.....: 0.027		
Cobalt	**248 J**	**1.0**	**ug/L**	**SW846 6020**	**09/03-09/15/09**	**LJ7KN1AH**
		Dilution Factor: 1		Analysis Time..: 17:06	Analyst ID.....: 002260	
		Instrument ID..: I8		MDL.....: 0.033		
Chromium	**3.3 J**	**2.0**	**ug/L**	**SW846 6020**	**09/03-09/15/09**	**LJ7KN1CK**
		Dilution Factor: 1		Analysis Time..: 17:06	Analyst ID.....: 002260	
		Instrument ID..: I8		MDL.....: 0.066		
Copper	**55.2 J**	**2.0**	**ug/L**	**SW846 6020**	**09/03-09/15/09**	**LJ7KN1AJ**
		Dilution Factor: 1		Analysis Time..: 17:06	Analyst ID.....: 002260	
		Instrument ID..: I8		MDL.....: 0.064		
Iron	**59.6 J**	**50.0**	**ug/L**	**SW846 6020**	**09/03-09/15/09**	**LJ7KN1AK**
		Dilution Factor: 1		Analysis Time..: 17:06	Analyst ID.....: 002260	
		Instrument ID..: I8		MDL.....: 11.0		
Manganese	**6510 J**	**1.0**	**ug/L**	**SW846 6020**	**09/03-09/15/09**	**LJ7KN1CA**
		Dilution Factor: 1		Analysis Time..: 17:06	Analyst ID.....: 002260	
		Instrument ID..: I8		MDL.....: 0.14		

(Continued on next page)

Tetra Tech NUS, Inc

Client Sample ID: MSA-DMW2S-090109

DISSOLVED Metals

Lot-Sample #...: A9I020192-011 Matrix.....: WG

PARAMETER	RESULT	REPORTING LIMIT	UNITS	METHOD	PREPARATION-ANALYSIS DATE	WORK ORDER #
Molybdenum	ND	2.0	ug/L	SW846 6020	09/03-09/15/09	LJ7KN1CC
		Dilution Factor: 1		Analysis Time..: 17:06	Analyst ID.....: 002260	
		Instrument ID..: I8		MDL.....: 0.20		
Nickel	**111 J**	**2.0**	**ug/L**	**SW846 6020**	**09/03-09/15/09**	**LJ7KN1CD**
		Dilution Factor: 1		Analysis Time..: 17:06	Analyst ID.....: 002260	
		Instrument ID..: I8		MDL.....: 0.10		
Lead	**0.84 B,J**	**1.0**	**ug/L**	**SW846 6020**	**09/03-09/15/09**	**LJ7KN1AL**
		Dilution Factor: 1		Analysis Time..: 17:06	Analyst ID.....: 002260	
		Instrument ID..: I8		MDL.....: 0.034		
Antimony	ND	2.0	ug/L	SW846 6020	09/03-09/15/09	LJ7KN1AC
		Dilution Factor: 1		Analysis Time..: 17:06	Analyst ID.....: 002260	
		Instrument ID..: I8		MDL.....: 0.055		
Selenium	**19.9**	**5.0**	**ug/L**	**SW846 6020**	**09/03-09/15/09**	**LJ7KN1CE**
		Dilution Factor: 1		Analysis Time..: 17:06	Analyst ID.....: 002260	
		Instrument ID..: I8		MDL.....: 0.14		
Thallium	**0.32 B**	**1.0**	**ug/L**	**SW846 6020**	**09/03-09/15/09**	**LJ7KN1CG**
		Dilution Factor: 1		Analysis Time..: 17:06	Analyst ID.....: 002260	
		Instrument ID..: I8		MDL.....: 0.12		
Vanadium	ND	20.0	ug/L	SW846 6020	09/03-09/15/09	LJ7KN1CH
		Dilution Factor: 1		Analysis Time..: 17:06	Analyst ID.....: 002260	
		Instrument ID..: I8		MDL.....: 0.60		
Zinc	**301 J**	**20.0**	**ug/L**	**SW846 6020**	**09/03-09/15/09**	**LJ7KN1CJ**
		Dilution Factor: 1		Analysis Time..: 17:06	Analyst ID.....: 002260	
		Instrument ID..: I8		MDL.....: 0.85		
Mercury	ND	0.20	ug/L	SW846 7470A	09/03-09/04/09	LJ7KN1CL
		Dilution Factor: 1		Analysis Time..: 13:05	Analyst ID.....: 001576	
		Instrument ID..: H1		MDL.....: 0.10		

NOTE(S):

J Method blank contamination. The associated method blank contains the target analyte at a reportable level.

B Estimated result. Result is less than RL.

Tetra Tech NUS, Inc

Client Sample ID: MSA-DMW4I-090109

DISSOLVED Metals

Lot-Sample #...: A9I020192-010
Date Sampled...: 09/01/09 15:23 Date Received..: 09/02/09
Matrix.....: WG

PARAMETER	RESULT	REPORTING LIMIT	UNITS	METHOD	PREPARATION-ANALYSIS DATE	WORK ORDER #
Prep Batch #...: 9246022						
Silver	ND	1.0	ug/L	SW846 6020	09/03-09/15/09	LJ7KK1CW
		Dilution Factor: 1		Analysis Time..: 16:46	Analyst ID.....: 002260	
		Instrument ID..: I8		MDL.....: 0.033		
Arsenic	**25.0**	**5.0**	**ug/L**	**SW846 6020**	**09/03-09/15/09**	**LJ7KK1AD**
		Dilution Factor: 1		Analysis Time..: 16:46	Analyst ID.....: 002260	
		Instrument ID..: I8		MDL.....: 0.21		
Barium	**14.6 J**	**1.0**	**ug/L**	**SW846 6020**	**09/03-09/15/09**	**LJ7KK1AE**
		Dilution Factor: 1		Analysis Time..: 16:46	Analyst ID.....: 002260	
		Instrument ID..: I8		MDL.....: 0.052		
Beryllium	**10.4**	**1.0**	**ug/L**	**SW846 6020**	**09/03-09/15/09**	**LJ7KK1AF**
		Dilution Factor: 1		Analysis Time..: 16:46	Analyst ID.....: 002260	
		Instrument ID..: I8		MDL.....: 0.037		
Cadmium	**46.7 J**	**1.0**	**ug/L**	**SW846 6020**	**09/03-09/15/09**	**LJ7KK1AG**
		Dilution Factor: 1		Analysis Time..: 16:46	Analyst ID.....: 002260	
		Instrument ID..: I8		MDL.....: 0.027		
Cobalt	**158 J**	**1.0**	**ug/L**	**SW846 6020**	**09/03-09/15/09**	**LJ7KK1AH**
		Dilution Factor: 1		Analysis Time..: 16:46	Analyst ID.....: 002260	
		Instrument ID..: I8		MDL.....: 0.033		
Chromium	**11.7 J**	**2.0**	**ug/L**	**SW846 6020**	**09/03-09/15/09**	**LJ7KK1C2**
		Dilution Factor: 1		Analysis Time..: 16:46	Analyst ID.....: 002260	
		Instrument ID..: I8		MDL.....: 0.066		
Copper	**105 J**	**2.0**	**ug/L**	**SW846 6020**	**09/03-09/15/09**	**LJ7KK1AJ**
		Dilution Factor: 1		Analysis Time..: 16:46	Analyst ID.....: 002260	
		Instrument ID..: I8		MDL.....: 0.064		
Iron	**15000 J**	**50.0**	**ug/L**	**SW846 6020**	**09/03-09/15/09**	**LJ7KK1AK**
		Dilution Factor: 1		Analysis Time..: 16:46	Analyst ID.....: 002260	
		Instrument ID..: I8		MDL.....: 11.0		
Manganese	**8670 J**	**1.0**	**ug/L**	**SW846 6020**	**09/03-09/15/09**	**LJ7KK1CR**
		Dilution Factor: 1		Analysis Time..: 16:46	Analyst ID.....: 002260	
		Instrument ID..: I8		MDL.....: 0.14		

(Continued on next page)

Tetra Tech NUS, Inc

Client Sample ID: MSA-DMW4I-090109

DISSOLVED Metals

Lot-Sample #...: A9I020192-010 Matrix.....: WG

PARAMETER	RESULT	REPORTING LIMIT	UNITS	METHOD	PREPARATION-ANALYSIS DATE	WORK ORDER #
Molybdenum	ND	2.0	ug/L	SW846 6020	09/03-09/15/09	LJ7KK1CT
		Dilution Factor: 1		Analysis Time..: 16:46	Analyst ID.....: 002260	
		Instrument ID..: I8		MDL.....: 0.20		
Nickel	**119 J**	**2.0**	**ug/L**	**SW846 6020**	**09/03-09/15/09**	**LJ7KK1CU**
		Dilution Factor: 1		Analysis Time..: 16:46	Analyst ID.....: 002260	
		Instrument ID..: I8		MDL.....: 0.10		
Lead	**6.8 J**	**1.0**	**ug/L**	**SW846 6020**	**09/03-09/15/09**	**LJ7KK1AL**
		Dilution Factor: 1		Analysis Time..: 16:46	Analyst ID.....: 002260	
		Instrument ID..: I8		MDL.....: 0.034		
Antimony	**0.086 B**	**2.0**	**ug/L**	**SW846 6020**	**09/03-09/15/09**	**LJ7KK1AC**
		Dilution Factor: 1		Analysis Time..: 16:46	Analyst ID.....: 002260	
		Instrument ID..: I8		MDL.....: 0.055		
Selenium	**44.0**	**5.0**	**ug/L**	**SW846 6020**	**09/03-09/15/09**	**LJ7KK1CV**
		Dilution Factor: 1		Analysis Time..: 16:46	Analyst ID.....: 002260	
		Instrument ID..: I8		MDL.....: 0.14		
Thallium	**0.28 B**	**1.0**	**ug/L**	**SW846 6020**	**09/03-09/15/09**	**LJ7KK1CX**
		Dilution Factor: 1		Analysis Time..: 16:46	Analyst ID.....: 002260	
		Instrument ID..: I8		MDL.....: 0.12		
Vanadium	**4.6 B**	**20.0**	**ug/L**	**SW846 6020**	**09/03-09/15/09**	**LJ7KK1C0**
		Dilution Factor: 1		Analysis Time..: 16:46	Analyst ID.....: 002260	
		Instrument ID..: I8		MDL.....: 0.60		
Zinc	**517 J**	**20.0**	**ug/L**	**SW846 6020**	**09/03-09/15/09**	**LJ7KK1C1**
		Dilution Factor: 1		Analysis Time..: 16:46	Analyst ID.....: 002260	
		Instrument ID..: I8		MDL.....: 0.85		
Mercury	ND	0.20	ug/L	SW846 7470A	09/03-09/04/09	LJ7KK1C3
		Dilution Factor: 1		Analysis Time..: 12:52	Analyst ID.....: 001576	
		Instrument ID..: H1		MDL.....: 0.10		

NOTE(S):

J Method blank contamination. The associated method blank contains the target analyte at a reportable level.

B Estimated result. Result is less than RL.

Tetra Tech NUS, Inc

Client Sample ID: MSA-DMW8D-090209

DISSOLVED Metals

Lot-Sample #...: A9I030186-006 Matrix.....: WG
Date Sampled...: 09/02/09 15:15 Date Received..: 09/03/09

PARAMETER	RESULT	REPORTING LIMIT	UNITS	METHOD	PREPARATION-ANALYSIS DATE	WORK ORDER #
Prep Batch #...: 9252016						
Silver	ND	1.0	ug/L	SW846 6020	09/09-09/16/09	LJ9N61CF
		Dilution Factor: 1		Analysis Time..: 01:20	Analyst ID.....: 002260	
		Instrument ID..: I8		MDL.....: 0.020		
Arsenic	2.1 B	5.0	ug/L	SW846 6020	09/09-09/16/09	LJ9N61AD
		Dilution Factor: 1		Analysis Time..: 01:20	Analyst ID.....: 002260	
		Instrument ID..: I8		MDL.....: 0.12		
Barium	43.2 J	1.0	ug/L	SW846 6020	09/09-09/16/09	LJ9N61AE
		Dilution Factor: 1		Analysis Time..: 01:20	Analyst ID.....: 002260	
		Instrument ID..: I8		MDL.....: 0.033		
Beryllium	4.7	1.0	ug/L	SW846 6020	09/09-09/16/09	LJ9N61AF
		Dilution Factor: 1		Analysis Time..: 01:20	Analyst ID.....: 002260	
		Instrument ID..: I8		MDL.....: 0.025		
Cadmium	186	1.0	ug/L	SW846 6020	09/09-09/16/09	LJ9N61AG
		Dilution Factor: 1		Analysis Time..: 01:20	Analyst ID.....: 002260	
		Instrument ID..: I8		MDL.....: 0.014		
Cobalt	161	1.0	ug/L	SW846 6020	09/09-09/16/09	LJ9N61AH
		Dilution Factor: 1		Analysis Time..: 01:20	Analyst ID.....: 002260	
		Instrument ID..: I8		MDL.....: 0.015		
Chromium	4.2 J	2.0	ug/L	SW846 6020	09/09-09/16/09	LJ9N61CK
		Dilution Factor: 1		Analysis Time..: 01:20	Analyst ID.....: 002260	
		Instrument ID..: I8		MDL.....: 0.042		
Copper	54.6 J	2.0	ug/L	SW846 6020	09/09-09/16/09	LJ9N61AJ
		Dilution Factor: 1		Analysis Time..: 01:20	Analyst ID.....: 002260	
		Instrument ID..: I8		MDL.....: 0.079		
Iron	232 J	50.0	ug/L	SW846 6020	09/09-09/16/09	LJ9N61AK
		Dilution Factor: 1		Analysis Time..: 01:20	Analyst ID.....: 002260	
		Instrument ID..: I8		MDL.....: 4.7		
Manganese	3660 J	1.0	ug/L	SW846 6020	09/09-09/16/09	LJ9N61CA
		Dilution Factor: 1		Analysis Time..: 01:20	Analyst ID.....: 002260	
		Instrument ID..: I8		MDL.....: 0.034		

(Continued on next page)

Tetra Tech NUS, Inc

Client Sample ID: MSA-DMW8D-090209

DISSOLVED Metals

Lot-Sample #...: A9I030186-006 Matrix.....: WG

PARAMETER	RESULT	REPORTING LIMIT	UNITS	METHOD	PREPARATION-ANALYSIS DATE	WORK ORDER #
Molybdenum	ND	2.0	ug/L	SW846 6020	09/09-09/16/09	LJ9N61CC
		Dilution Factor: 1		Analysis Time..: 01:20	Analyst ID.....: 002260	
		Instrument ID..: I8		MDL.....: 0.23		
Nickel	**83.0**	**2.0**	**ug/L**	**SW846 6020**	**09/09-09/16/09**	**LJ9N61CD**
		Dilution Factor: 1		Analysis Time..: 01:20	Analyst ID.....: 002260	
		Instrument ID..: I8		MDL.....: 0.048		
Lead	**2.7**	**1.0**	**ug/L**	**SW846 6020**	**09/09-09/16/09**	**LJ9N61AL**
		Dilution Factor: 1		Analysis Time..: 01:20	Analyst ID.....: 002260	
		Instrument ID..: I8		MDL.....: 0.028		
Antimony	ND	2.0	ug/L	SW846 6020	09/09-09/16/09	LJ9N61AC
		Dilution Factor: 1		Analysis Time..: 01:20	Analyst ID.....: 002260	
		Instrument ID..: I8		MDL.....: 0.043		
Selenium	**4.7 B**	**5.0**	**ug/L**	**SW846 6020**	**09/09-09/16/09**	**LJ9N61CE**
		Dilution Factor: 1		Analysis Time..: 01:20	Analyst ID.....: 002260	
		Instrument ID..: I8		MDL.....: 0.14		
Thallium	**0.35 B**	**1.0**	**ug/L**	**SW846 6020**	**09/09-09/16/09**	**LJ9N61CG**
		Dilution Factor: 1		Analysis Time..: 01:20	Analyst ID.....: 002260	
		Instrument ID..: I8		MDL.....: 0.072		
Vanadium	**0.72 B**	**20.0**	**ug/L**	**SW846 6020**	**09/09-09/16/09**	**LJ9N61CH**
		Dilution Factor: 1		Analysis Time..: 01:20	Analyst ID.....: 002260	
		Instrument ID..: I8		MDL.....: 0.29		
Zinc	**249 J**	**20.0**	**ug/L**	**SW846 6020**	**09/09-09/16/09**	**LJ9N61CJ**
		Dilution Factor: 1		Analysis Time..: 01:20	Analyst ID.....: 002260	
		Instrument ID..: I8		MDL.....: 0.60		
Mercury	ND	0.20	ug/L	SW846 7470A	09/09-09/10/09	LJ9N61CL
		Dilution Factor: 1		Analysis Time..: 15:11	Analyst ID.....: 001576	
		Instrument ID..: H4		MDL.....: 0.10		

NOTE(S):

B Estimated result. Result is less than RL.

J Method blank contamination. The associated method blank contains the target analyte at a reportable level.

Tetra Tech NUS, Inc

Client Sample ID: MSA-DMW8I-090209

DISSOLVED Metals

Lot-Sample #...: A9I030186-005 Matrix.....: WG
Date Sampled...: 09/02/09 14:05 Date Received..: 09/03/09

PARAMETER	RESULT	REPORTING LIMIT	UNITS	METHOD	PREPARATION-ANALYSIS DATE	WORK ORDER #
Prep Batch #...: 9252016						
Silver	ND	1.0	ug/L	SW846 6020	09/09-09/16/09	LJ9N41CF
		Dilution Factor: 1		Analysis Time..: 00:59	Analyst ID.....: 002260	
		Instrument ID..: I8		MDL.....: 0.020		
Arsenic	13.4	5.0	ug/L	SW846 6020	09/09-09/16/09	LJ9N41AD
		Dilution Factor: 1		Analysis Time..: 00:59	Analyst ID.....: 002260	
		Instrument ID..: I8		MDL.....: 0.12		
Barium	12.2 J	1.0	ug/L	SW846 6020	09/09-09/16/09	LJ9N41AE
		Dilution Factor: 1		Analysis Time..: 00:59	Analyst ID.....: 002260	
		Instrument ID..: I8		MDL.....: 0.033		
Beryllium	4.9	1.0	ug/L	SW846 6020	09/09-09/16/09	LJ9N41AF
		Dilution Factor: 1		Analysis Time..: 00:59	Analyst ID.....: 002260	
		Instrument ID..: I8		MDL.....: 0.025		
Cadmium	136	1.0	ug/L	SW846 6020	09/09-09/16/09	LJ9N41AG
		Dilution Factor: 1		Analysis Time..: 00:59	Analyst ID.....: 002260	
		Instrument ID..: I8		MDL.....: 0.014		
Cobalt	169	1.0	ug/L	SW846 6020	09/09-09/16/09	LJ9N41AH
		Dilution Factor: 1		Analysis Time..: 00:59	Analyst ID.....: 002260	
		Instrument ID..: I8		MDL.....: 0.015		
Chromium	7.3 J	2.0	ug/L	SW846 6020	09/09-09/16/09	LJ9N41CK
		Dilution Factor: 1		Analysis Time..: 00:59	Analyst ID.....: 002260	
		Instrument ID..: I8		MDL.....: 0.042		
Copper	32.6 J	2.0	ug/L	SW846 6020	09/09-09/16/09	LJ9N41AJ
		Dilution Factor: 1		Analysis Time..: 00:59	Analyst ID.....: 002260	
		Instrument ID..: I8		MDL.....: 0.079		
Iron	9100 J	50.0	ug/L	SW846 6020	09/09-09/16/09	LJ9N41AK
		Dilution Factor: 1		Analysis Time..: 00:59	Analyst ID.....: 002260	
		Instrument ID..: I8		MDL.....: 4.7		
Manganese	6520 J	1.0	ug/L	SW846 6020	09/09-09/16/09	LJ9N41CA
		Dilution Factor: 1		Analysis Time..: 00:59	Analyst ID.....: 002260	
		Instrument ID..: I8		MDL.....: 0.034		

(Continued on next page)

Tetra Tech NUS, Inc

Client Sample ID: MSA-DMW8I-090209

DISSOLVED Metals

Lot-Sample #...: A9I030186-005 Matrix.....: WG

PARAMETER	RESULT	REPORTING LIMIT	UNITS	METHOD	PREPARATION-ANALYSIS DATE	WORK ORDER #
Molybdenum	0.27 B	2.0	ug/L	SW846 6020	09/09-09/16/09	LJ9N41CC
		Dilution Factor: 1		Analysis Time..: 00:59	Analyst ID.....: 002260	
		Instrument ID..: I8		MDL.....: 0.23		
Nickel	116	2.0	ug/L	SW846 6020	09/09-09/16/09	LJ9N41CD
		Dilution Factor: 1		Analysis Time..: 00:59	Analyst ID.....: 002260	
		Instrument ID..: I8		MDL.....: 0.048		
Lead	4.6	1.0	ug/L	SW846 6020	09/09-09/16/09	LJ9N41AL
		Dilution Factor: 1		Analysis Time..: 00:59	Analyst ID.....: 002260	
		Instrument ID..: I8		MDL.....: 0.028		
Antimony	0.094 B	2.0	ug/L	SW846 6020	09/09-09/16/09	LJ9N41AC
		Dilution Factor: 1		Analysis Time..: 00:59	Analyst ID.....: 002260	
		Instrument ID..: I8		MDL.....: 0.043		
Selenium	22.8	5.0	ug/L	SW846 6020	09/09-09/16/09	LJ9N41CE
		Dilution Factor: 1		Analysis Time..: 00:59	Analyst ID.....: 002260	
		Instrument ID..: I8		MDL.....: 0.14		
Thallium	0.26 B	1.0	ug/L	SW846 6020	09/09-09/16/09	LJ9N41CG
		Dilution Factor: 1		Analysis Time..: 00:59	Analyst ID.....: 002260	
		Instrument ID..: I8		MDL.....: 0.072		
Vanadium	6.7 B	20.0	ug/L	SW846 6020	09/09-09/16/09	LJ9N41CH
		Dilution Factor: 1		Analysis Time..: 00:59	Analyst ID.....: 002260	
		Instrument ID..: I8		MDL.....: 0.29		
Zinc	316 J	20.0	ug/L	SW846 6020	09/09-09/16/09	LJ9N41CJ
		Dilution Factor: 1		Analysis Time..: 00:59	Analyst ID.....: 002260	
		Instrument ID..: I8		MDL.....: 0.60		
Mercury	ND	0.20	ug/L	SW846 7470A	09/09-09/10/09	LJ9N41CL
		Dilution Factor: 1		Analysis Time..: 15:00	Analyst ID.....: 001576	
		Instrument ID..: H4		MDL.....: 0.10		

NOTE(S):

J Method blank contamination. The associated method blank contains the target analyte at a reportable level.

B Estimated result. Result is less than RL.

Tetra Tech NUS, Inc

Client Sample ID: MSA-DMW8S-090209

DISSOLVED Metals

Lot-Sample #...: A9I030186-003 Matrix.....: WG
Date Sampled...: 09/02/09 14:04 Date Received..: 09/03/09

PARAMETER	RESULT	REPORTING LIMIT	UNITS	METHOD	PREPARATION-ANALYSIS DATE	WORK ORDER #
Prep Batch #...: 9252016						
Silver	ND	1.0	ug/L	SW846 6020	09/09-09/16/09	LJ9N11CF
		Dilution Factor: 1		Analysis Time..: 00:40	Analyst ID.....: 002260	
		Instrument ID..: I8		MDL.....: 0.020		
Arsenic	4.1 B	5.0	ug/L	SW846 6020	09/09-09/16/09	LJ9N11A2
		Dilution Factor: 1		Analysis Time..: 00:40	Analyst ID.....: 002260	
		Instrument ID..: I8		MDL.....: 0.12		
Barium	14.5 J	1.0	ug/L	SW846 6020	09/09-09/16/09	LJ9N11A3
		Dilution Factor: 1		Analysis Time..: 00:40	Analyst ID.....: 002260	
		Instrument ID..: I8		MDL.....: 0.033		
Beryllium	0.61 B	1.0	ug/L	SW846 6020	09/09-09/16/09	LJ9N11A4
		Dilution Factor: 1		Analysis Time..: 00:40	Analyst ID.....: 002260	
		Instrument ID..: I8		MDL.....: 0.025		
Cadmium	0.075 B	1.0	ug/L	SW846 6020	09/09-09/16/09	LJ9N11A5
		Dilution Factor: 1		Analysis Time..: 00:40	Analyst ID.....: 002260	
		Instrument ID..: I8		MDL.....: 0.014		
Cobalt	10.2	1.0	ug/L	SW846 6020	09/09-09/16/09	LJ9N11A6
		Dilution Factor: 1		Analysis Time..: 00:40	Analyst ID.....: 002260	
		Instrument ID..: I8		MDL.....: 0.015		
Chromium	4.2 J	2.0	ug/L	SW846 6020	09/09-09/16/09	LJ9N11CK
		Dilution Factor: 1		Analysis Time..: 00:40	Analyst ID.....: 002260	
		Instrument ID..: I8		MDL.....: 0.042		
Copper	2.1 J	2.0	ug/L	SW846 6020	09/09-09/16/09	LJ9N11A7
		Dilution Factor: 1		Analysis Time..: 00:40	Analyst ID.....: 002260	
		Instrument ID..: I8		MDL.....: 0.079		
Iron	13600 J	50.0	ug/L	SW846 6020	09/09-09/16/09	LJ9N11A8
		Dilution Factor: 1		Analysis Time..: 00:40	Analyst ID.....: 002260	
		Instrument ID..: I8		MDL.....: 4.7		
Manganese	1780 J	1.0	ug/L	SW846 6020	09/09-09/16/09	LJ9N11CA
		Dilution Factor: 1		Analysis Time..: 00:40	Analyst ID.....: 002260	
		Instrument ID..: I8		MDL.....: 0.034		

(Continued on next page)

Tetra Tech NUS, Inc

Client Sample ID: MSA-DMW8S-090209

DISSOLVED Metals

Lot-Sample #...: A9I030186-003 Matrix.....: WG

PARAMETER	RESULT	REPORTING LIMIT	UNITS	METHOD	PREPARATION-ANALYSIS DATE	WORK ORDER #
Molybdenum	0.23 B	2.0	ug/L	SW846 6020	09/09-09/16/09	LJ9N11CC
		Dilution Factor: 1		Analysis Time..: 00:40	Analyst ID.....: 002260	
		Instrument ID..: I8		MDL.....: 0.23		
Nickel	15.0	2.0	ug/L	SW846 6020	09/09-09/16/09	LJ9N11CD
		Dilution Factor: 1		Analysis Time..: 00:40	Analyst ID.....: 002260	
		Instrument ID..: I8		MDL.....: 0.048		
Lead	0.59 B	1.0	ug/L	SW846 6020	09/09-09/16/09	LJ9N11A9
		Dilution Factor: 1		Analysis Time..: 00:40	Analyst ID.....: 002260	
		Instrument ID..: I8		MDL.....: 0.028		
Antimony	0.067 B	2.0	ug/L	SW846 6020	09/09-09/16/09	LJ9N11A1
		Dilution Factor: 1		Analysis Time..: 00:40	Analyst ID.....: 002260	
		Instrument ID..: I8		MDL.....: 0.043		
Selenium	1.9 B	5.0	ug/L	SW846 6020	09/09-09/16/09	LJ9N11CE
		Dilution Factor: 1		Analysis Time..: 00:40	Analyst ID.....: 002260	
		Instrument ID..: I8		MDL.....: 0.14		
Thallium	ND	1.0	ug/L	SW846 6020	09/09-09/16/09	LJ9N11CG
		Dilution Factor: 1		Analysis Time..: 00:40	Analyst ID.....: 002260	
		Instrument ID..: I8		MDL.....: 0.072		
Vanadium	1.2 B	20.0	ug/L	SW846 6020	09/09-09/16/09	LJ9N11CH
		Dilution Factor: 1		Analysis Time..: 00:40	Analyst ID.....: 002260	
		Instrument ID..: I8		MDL.....: 0.29		
Zinc	60.7 J	20.0	ug/L	SW846 6020	09/09-09/16/09	LJ9N11CJ
		Dilution Factor: 1		Analysis Time..: 00:40	Analyst ID.....: 002260	
		Instrument ID..: I8		MDL.....: 0.60		
Mercury	0.10 B	0.20	ug/L	SW846 7470A	09/09-09/10/09	LJ9N11CL
		Dilution Factor: 1		Analysis Time..: 15:22	Analyst ID.....: 001576	
		Instrument ID..: H4		MDL.....: 0.10		

NOTE(S):

B Estimated result. Result is less than RL.

J Method blank contamination. The associated method blank contains the target analyte at a reportable level.

Tetra Tech NUS, Inc

Client Sample ID: MSA-DMW9D-090209

DISSOLVED Metals

Lot-Sample #...: A9I030186-002 Matrix.....: WG
Date Sampled...: 09/02/09 13:20 Date Received..: 09/03/09

PARAMETER	RESULT	REPORTING LIMIT	UNITS	METHOD	PREPARATION-ANALYSIS DATE	WORK ORDER #
Prep Batch #...: 9252016						
Silver	ND	1.0	ug/L	SW846 6020	09/09-09/16/09	LJ9NV1CF
		Dilution Factor: 1		Analysis Time..: 00:31	Analyst ID.....: 002260	
		Instrument ID..: I8		MDL.....: 0.020		
Arsenic	4.2 B	5.0	ug/L	SW846 6020	09/09-09/16/09	LJ9NV1AD
		Dilution Factor: 1		Analysis Time..: 00:31	Analyst ID.....: 002260	
		Instrument ID..: I8		MDL.....: 0.12		
Barium	38.4 J	1.0	ug/L	SW846 6020	09/09-09/16/09	LJ9NV1AE
		Dilution Factor: 1		Analysis Time..: 00:31	Analyst ID.....: 002260	
		Instrument ID..: I8		MDL.....: 0.033		
Beryllium	0.42 B	1.0	ug/L	SW846 6020	09/09-09/16/09	LJ9NV1AF
		Dilution Factor: 1		Analysis Time..: 00:31	Analyst ID.....: 002260	
		Instrument ID..: I8		MDL.....: 0.025		
Cadmium	ND	1.0	ug/L	SW846 6020	09/09-09/16/09	LJ9NV1AG
		Dilution Factor: 1		Analysis Time..: 00:31	Analyst ID.....: 002260	
		Instrument ID..: I8		MDL.....: 0.014		
Cobalt	415	1.0	ug/L	SW846 6020	09/09-09/16/09	LJ9NV1AH
		Dilution Factor: 1		Analysis Time..: 00:31	Analyst ID.....: 002260	
		Instrument ID..: I8		MDL.....: 0.015		
Chromium	0.94 B,J	2.0	ug/L	SW846 6020	09/09-09/16/09	LJ9NV1CK
		Dilution Factor: 1		Analysis Time..: 00:31	Analyst ID.....: 002260	
		Instrument ID..: I8		MDL.....: 0.042		
Copper	0.42 B,J	2.0	ug/L	SW846 6020	09/09-09/16/09	LJ9NV1AJ
		Dilution Factor: 1		Analysis Time..: 00:31	Analyst ID.....: 002260	
		Instrument ID..: I8		MDL.....: 0.079		
Iron	19700 J	50.0	ug/L	SW846 6020	09/09-09/16/09	LJ9NV1AK
		Dilution Factor: 1		Analysis Time..: 00:31	Analyst ID.....: 002260	
		Instrument ID..: I8		MDL.....: 4.7		
Manganese	3830 J	1.0	ug/L	SW846 6020	09/09-09/16/09	LJ9NV1CA
		Dilution Factor: 1		Analysis Time..: 00:31	Analyst ID.....: 002260	
		Instrument ID..: I8		MDL.....: 0.034		

(Continued on next page)

Tetra Tech NUS, Inc

Client Sample ID: MSA-DMW9D-090209

DISSOLVED Metals

Lot-Sample #...: A9I030186-002 Matrix.....: WG

PARAMETER	RESULT	REPORTING LIMIT	UNITS	METHOD	PREPARATION-ANALYSIS DATE	WORK ORDER #
Molybdenum	ND	2.0	ug/L	SW846 6020	09/09-09/16/09	LJ9NV1CC
		Dilution Factor: 1		Analysis Time..: 00:31	Analyst ID.....: 002260	
		Instrument ID..: I8		MDL.....: 0.23		
Nickel	**49.3**	**2.0**	**ug/L**	**SW846 6020**	**09/09-09/16/09**	**LJ9NV1CD**
		Dilution Factor: 1		Analysis Time..: 00:31	Analyst ID.....: 002260	
		Instrument ID..: I8		MDL.....: 0.048		
Lead	**1.5**	**1.0**	**ug/L**	**SW846 6020**	**09/09-09/16/09**	**LJ9NV1AL**
		Dilution Factor: 1		Analysis Time..: 00:31	Analyst ID.....: 002260	
		Instrument ID..: I8		MDL.....: 0.028		
Antimony	**0.094 B**	**2.0**	**ug/L**	**SW846 6020**	**09/09-09/16/09**	**LJ9NV1AC**
		Dilution Factor: 1		Analysis Time..: 00:31	Analyst ID.....: 002260	
		Instrument ID..: I8		MDL.....: 0.043		
Selenium	**0.70 B**	**5.0**	**ug/L**	**SW846 6020**	**09/09-09/16/09**	**LJ9NV1CE**
		Dilution Factor: 1		Analysis Time..: 00:31	Analyst ID.....: 002260	
		Instrument ID..: I8		MDL.....: 0.14		
Thallium	ND	1.0	ug/L	SW846 6020	09/09-09/16/09	LJ9NV1CG
		Dilution Factor: 1		Analysis Time..: 00:31	Analyst ID.....: 002260	
		Instrument ID..: I8		MDL.....: 0.072		
Vanadium	**1.2 B**	**20.0**	**ug/L**	**SW846 6020**	**09/09-09/16/09**	**LJ9NV1CH**
		Dilution Factor: 1		Analysis Time..: 00:31	Analyst ID.....: 002260	
		Instrument ID..: I8		MDL.....: 0.29		
Zinc	**56.8 J**	**20.0**	**ug/L**	**SW846 6020**	**09/09-09/16/09**	**LJ9NV1CJ**
		Dilution Factor: 1		Analysis Time..: 00:31	Analyst ID.....: 002260	
		Instrument ID..: I8		MDL.....: 0.60		
Mercury	ND	0.20	ug/L	SW846 7470A	09/09-09/10/09	LJ9NV1CL
		Dilution Factor: 1		Analysis Time..: 14:56	Analyst ID.....: 001576	
		Instrument ID..: H4		MDL.....: 0.10		

NOTE(S):

B Estimated result. Result is less than RL.

J Method blank contamination. The associated method blank contains the target analyte at a reportable level.

Tetra Tech NUS, Inc

Client Sample ID: MSA-DMW9I-090209

DISSOLVED Metals

Lot-Sample #...: A9I030186-001 Matrix.....: WG
Date Sampled...: 09/02/09 12:05 Date Received..: 09/03/09

PARAMETER	RESULT	REPORTING LIMIT	UNITS	METHOD	PREPARATION-ANALYSIS DATE	WORK ORDER #
Prep Batch #...: 9252016						
Silver	ND	1.0	ug/L	SW846 6020	09/09-09/15/09	LJ9NG1CF
		Dilution Factor: 1		Analysis Time..: 23:59	Analyst ID.....: 002260	
		Instrument ID..: I8		MDL.....: 0.020		
Arsenic	3.2 B	5.0	ug/L	SW846 6020	09/09-09/15/09	LJ9NG1A2
		Dilution Factor: 1		Analysis Time..: 23:59	Analyst ID.....: 002260	
		Instrument ID..: I8		MDL.....: 0.12		
Barium	30.2 J	1.0	ug/L	SW846 6020	09/09-09/15/09	LJ9NG1A3
		Dilution Factor: 1		Analysis Time..: 23:59	Analyst ID.....: 002260	
		Instrument ID..: I8		MDL.....: 0.033		
Beryllium	1.0	1.0	ug/L	SW846 6020	09/09-09/15/09	LJ9NG1A4
		Dilution Factor: 1		Analysis Time..: 23:59	Analyst ID.....: 002260	
		Instrument ID..: I8		MDL.....: 0.025		
Cadmium	0.96 B	1.0	ug/L	SW846 6020	09/09-09/15/09	LJ9NG1A5
		Dilution Factor: 1		Analysis Time..: 23:59	Analyst ID.....: 002260	
		Instrument ID..: I8		MDL.....: 0.014		
Cobalt	316	1.0	ug/L	SW846 6020	09/09-09/15/09	LJ9NG1A6
		Dilution Factor: 1		Analysis Time..: 23:59	Analyst ID.....: 002260	
		Instrument ID..: I8		MDL.....: 0.015		
Chromium	0.91 B,J	2.0	ug/L	SW846 6020	09/09-09/15/09	LJ9NG1CK
		Dilution Factor: 1		Analysis Time..: 23:59	Analyst ID.....: 002260	
		Instrument ID..: I8		MDL.....: 0.042		
Copper	0.47 B,J	2.0	ug/L	SW846 6020	09/09-09/15/09	LJ9NG1A7
		Dilution Factor: 1		Analysis Time..: 23:59	Analyst ID.....: 002260	
		Instrument ID..: I8		MDL.....: 0.079		
Iron	4360 J	50.0	ug/L	SW846 6020	09/09-09/15/09	LJ9NG1A8
		Dilution Factor: 1		Analysis Time..: 23:59	Analyst ID.....: 002260	
		Instrument ID..: I8		MDL.....: 4.7		
Manganese	5950 J	1.0	ug/L	SW846 6020	09/09-09/15/09	LJ9NG1CA
		Dilution Factor: 1		Analysis Time..: 23:59	Analyst ID.....: 002260	
		Instrument ID..: I8		MDL.....: 0.034		

(Continued on next page)

Tetra Tech NUS, Inc

Client Sample ID: MSA-DMW9I-090209

DISSOLVED Metals

Lot-Sample #...: A9I030186-001 Matrix.....: WG

PARAMETER	RESULT	REPORTING LIMIT	UNITS	METHOD	PREPARATION-ANALYSIS DATE	WORK ORDER #
Molybdenum	ND	2.0	ug/L	SW846 6020	09/09-09/15/09	LJ9NG1CC
		Dilution Factor: 1		Analysis Time..: 23:59	Analyst ID.....: 002260	
		Instrument ID..: I8		MDL.....: 0.23		
Nickel	77.0	2.0	ug/L	SW846 6020	09/09-09/15/09	LJ9NG1CD
		Dilution Factor: 1		Analysis Time..: 23:59	Analyst ID.....: 002260	
		Instrument ID..: I8		MDL.....: 0.048		
Lead	0.95 B	1.0	ug/L	SW846 6020	09/09-09/15/09	LJ9NG1A9
		Dilution Factor: 1		Analysis Time..: 23:59	Analyst ID.....: 002260	
		Instrument ID..: I8		MDL.....: 0.028		
Antimony	0.11 B	2.0	ug/L	SW846 6020	09/09-09/15/09	LJ9NG1A1
		Dilution Factor: 1		Analysis Time..: 23:59	Analyst ID.....: 002260	
		Instrument ID..: I8		MDL.....: 0.043		
Selenium	3.5 B	5.0	ug/L	SW846 6020	09/09-09/15/09	LJ9NG1CE
		Dilution Factor: 1		Analysis Time..: 23:59	Analyst ID.....: 002260	
		Instrument ID..: I8		MDL.....: 0.14		
Thallium	ND	1.0	ug/L	SW846 6020	09/09-09/15/09	LJ9NG1CG
		Dilution Factor: 1		Analysis Time..: 23:59	Analyst ID.....: 002260	
		Instrument ID..: I8		MDL.....: 0.072		
Vanadium	0.66 B	20.0	ug/L	SW846 6020	09/09-09/15/09	LJ9NG1CH
		Dilution Factor: 1		Analysis Time..: 23:59	Analyst ID.....: 002260	
		Instrument ID..: I8		MDL.....: 0.29		
Zinc	127 J	20.0	ug/L	SW846 6020	09/09-09/15/09	LJ9NG1CJ
		Dilution Factor: 1		Analysis Time..: 23:59	Analyst ID.....: 002260	
		Instrument ID..: I8		MDL.....: 0.60		
Mercury	ND	0.20	ug/L	SW846 7470A	09/09-09/10/09	LJ9NG1CL
		Dilution Factor: 1		Analysis Time..: 14:49	Analyst ID.....: 001576	
		Instrument ID..: H4		MDL.....: 0.10		

NOTE(S):

B Estimated result. Result is less than RL.

J Method blank contamination. The associated method blank contains the target analyte at a reportable level.

Tetra Tech NUS, Inc

Client Sample ID: MSA-DMW9S-090209

DISSOLVED Metals

Lot-Sample #...: A9I030186-004 **Matrix.....:** WG
Date Sampled...: 09/02/09 12:10 **Date Received..:** 09/03/09

PARAMETER	RESULT	REPORTING LIMIT	UNITS	METHOD	PREPARATION-ANALYSIS DATE	WORK ORDER #
Prep Batch #...: 9252016						
Silver	ND	1.0	ug/L	SW846 6020	09/09-09/16/09	LJ9N21CF
		Dilution Factor: 1		Analysis Time..: 00:50	Analyst ID.....: 002260	
		Instrument ID..: I8		MDL.....: 0.020		
Arsenic	**2.0 B**	**5.0**	**ug/L**	**SW846 6020**	**09/09-09/16/09**	**LJ9N21AD**
		Dilution Factor: 1		Analysis Time..: 00:50	Analyst ID.....: 002260	
		Instrument ID..: I8		MDL.....: 0.12		
Barium	**139 J**	**1.0**	**ug/L**	**SW846 6020**	**09/09-09/16/09**	**LJ9N21AE**
		Dilution Factor: 1		Analysis Time..: 00:50	Analyst ID.....: 002260	
		Instrument ID..: I8		MDL.....: 0.033		
Beryllium	**0.071 B**	**1.0**	**ug/L**	**SW846 6020**	**09/09-09/16/09**	**LJ9N21AF**
		Dilution Factor: 1		Analysis Time..: 00:50	Analyst ID.....: 002260	
		Instrument ID..: I8		MDL.....: 0.025		
Cadmium	ND	1.0	ug/L	SW846 6020	09/09-09/16/09	LJ9N21AG
		Dilution Factor: 1		Analysis Time..: 00:50	Analyst ID.....: 002260	
		Instrument ID..: I8		MDL.....: 0.014		
Cobalt	**0.11 B**	**1.0**	**ug/L**	**SW846 6020**	**09/09-09/16/09**	**LJ9N21AH**
		Dilution Factor: 1		Analysis Time..: 00:50	Analyst ID.....: 002260	
		Instrument ID..: I8		MDL.....: 0.015		
Chromium	**1.7 B,J**	**2.0**	**ug/L**	**SW846 6020**	**09/09-09/16/09**	**LJ9N21CK**
		Dilution Factor: 1		Analysis Time..: 00:50	Analyst ID.....: 002260	
		Instrument ID..: I8		MDL.....: 0.042		
Copper	**0.19 B,J**	**2.0**	**ug/L**	**SW846 6020**	**09/09-09/16/09**	**LJ9N21AJ**
		Dilution Factor: 1		Analysis Time..: 00:50	Analyst ID.....: 002260	
		Instrument ID..: I8		MDL.....: 0.079		
Iron	**32800 J**	**50.0**	**ug/L**	**SW846 6020**	**09/09-09/16/09**	**LJ9N21AK**
		Dilution Factor: 1		Analysis Time..: 00:50	Analyst ID.....: 002260	
		Instrument ID..: I8		MDL.....: 4.7		
Manganese	**4120 J**	**1.0**	**ug/L**	**SW846 6020**	**09/09-09/16/09**	**LJ9N21CA**
		Dilution Factor: 1		Analysis Time..: 00:50	Analyst ID.....: 002260	
		Instrument ID..: I8		MDL.....: 0.034		

(Continued on next page)

Tetra Tech NUS, Inc

Client Sample ID: MSA-DMW9S-090209

DISSOLVED Metals

Lot-Sample #...: A9I030186-004 Matrix.....: WG

PARAMETER	RESULT	REPORTING LIMIT	UNITS	METHOD	PREPARATION-ANALYSIS DATE	WORK ORDER #
Molybdenum	ND	2.0	ug/L	SW846 6020	09/09-09/16/09	LJ9N21CC
		Dilution Factor: 1		Analysis Time..: 00:50	Analyst ID.....: 002260	
		Instrument ID..: I8		MDL.....: 0.23		
Nickel	**0.30 B**	**2.0**	**ug/L**	**SW846 6020**	**09/09-09/16/09**	**LJ9N21CD**
		Dilution Factor: 1		Analysis Time..: 00:50	Analyst ID.....: 002260	
		Instrument ID..: I8		MDL.....: 0.048		
Lead	ND	1.0	ug/L	SW846 6020	09/09-09/16/09	LJ9N21AL
		Dilution Factor: 1		Analysis Time..: 00:50	Analyst ID.....: 002260	
		Instrument ID..: I8		MDL.....: 0.028		
Antimony	**0.085 B**	**2.0**	**ug/L**	**SW846 6020**	**09/09-09/16/09**	**LJ9N21AC**
		Dilution Factor: 1		Analysis Time..: 00:50	Analyst ID.....: 002260	
		Instrument ID..: I8		MDL.....: 0.043		
Selenium	**1.1 B**	**5.0**	**ug/L**	**SW846 6020**	**09/09-09/16/09**	**LJ9N21CE**
		Dilution Factor: 1		Analysis Time..: 00:50	Analyst ID.....: 002260	
		Instrument ID..: I8		MDL.....: 0.14		
Thallium	ND	1.0	ug/L	SW846 6020	09/09-09/16/09	LJ9N21CG
		Dilution Factor: 1		Analysis Time..: 00:50	Analyst ID.....: 002260	
		Instrument ID..: I8		MDL.....: 0.072		
Vanadium	**10.8 B**	**20.0**	**ug/L**	**SW846 6020**	**09/09-09/16/09**	**LJ9N21CH**
		Dilution Factor: 1		Analysis Time..: 00:50	Analyst ID.....: 002260	
		Instrument ID..: I8		MDL.....: 0.29		
Zinc	**8.7 B,J**	**20.0**	**ug/L**	**SW846 6020**	**09/09-09/16/09**	**LJ9N21CJ**
		Dilution Factor: 1		Analysis Time..: 00:50	Analyst ID.....: 002260	
		Instrument ID..: I8		MDL.....: 0.60		
Mercury	ND	0.20	ug/L	SW846 7470A	09/09-09/10/09	LJ9N21CL
		Dilution Factor: 1		Analysis Time..: 15:29	Analyst ID.....: 001576	
		Instrument ID..: H4		MDL.....: 0.10		

NOTE(S):

B Estimated result. Result is less than RL.

J Method blank contamination. The associated method blank contains the target analyte at a reportable level.

Tetra Tech NUS, Inc

Client Sample ID: MSA-MW18I-090109

DISSOLVED Metals

Lot-Sample #...: A9I020192-007 Matrix.....: WG
Date Sampled...: 09/01/09 11:10 Date Received..: 09/02/09

PARAMETER	RESULT	REPORTING LIMIT	UNITS	METHOD	PREPARATION-ANALYSIS DATE	WORK ORDER #
Prep Batch #...: 9246022						
Silver	ND	1.0	ug/L	SW846 6020	09/03-09/15/09	LJ7J51CP
		Dilution Factor: 1		Analysis Time..: 16:26	Analyst ID.....: 002260	
		Instrument ID..: I8		MDL.....: 0.033		
Arsenic	**8.0**	**5.0**	**ug/L**	**SW846 6020**	**09/03-09/15/09**	**LJ7J51A2**
		Dilution Factor: 1		Analysis Time..: 16:26	Analyst ID.....: 002260	
		Instrument ID..: I8		MDL.....: 0.21		
Barium	**47.8 J**	**1.0**	**ug/L**	**SW846 6020**	**09/03-09/15/09**	**LJ7J51A3**
		Dilution Factor: 1		Analysis Time..: 16:26	Analyst ID.....: 002260	
		Instrument ID..: I8		MDL.....: 0.052		
Beryllium	**2.8**	**1.0**	**ug/L**	**SW846 6020**	**09/03-09/15/09**	**LJ7J51A4**
		Dilution Factor: 1		Analysis Time..: 16:26	Analyst ID.....: 002260	
		Instrument ID..: I8		MDL.....: 0.037		
Cadmium	**81.1 J**	**1.0**	**ug/L**	**SW846 6020**	**09/03-09/15/09**	**LJ7J51A5**
		Dilution Factor: 1		Analysis Time..: 16:26	Analyst ID.....: 002260	
		Instrument ID..: I8		MDL.....: 0.027		
Cobalt	**333 J**	**1.0**	**ug/L**	**SW846 6020**	**09/03-09/15/09**	**LJ7J51A6**
		Dilution Factor: 1		Analysis Time..: 16:26	Analyst ID.....: 002260	
		Instrument ID..: I8		MDL.....: 0.033		
Chromium	**1.9 B,J**	**2.0**	**ug/L**	**SW846 6020**	**09/03-09/15/09**	**LJ7J51CU**
		Dilution Factor: 1		Analysis Time..: 16:26	Analyst ID.....: 002260	
		Instrument ID..: I8		MDL.....: 0.066		
Copper	**22.2 J**	**2.0**	**ug/L**	**SW846 6020**	**09/03-09/15/09**	**LJ7J51A7**
		Dilution Factor: 1		Analysis Time..: 16:26	Analyst ID.....: 002260	
		Instrument ID..: I8		MDL.....: 0.064		
Iron	**22300 J**	**50.0**	**ug/L**	**SW846 6020**	**09/03-09/15/09**	**LJ7J51A8**
		Dilution Factor: 1		Analysis Time..: 16:26	Analyst ID.....: 002260	
		Instrument ID..: I8		MDL.....: 11.0		
Manganese	**5560 J**	**1.0**	**ug/L**	**SW846 6020**	**09/03-09/15/09**	**LJ7J51CK**
		Dilution Factor: 1		Analysis Time..: 16:26	Analyst ID.....: 002260	
		Instrument ID..: I8		MDL.....: 0.14		

(Continued on next page)

Tetra Tech NUS, Inc

Client Sample ID: MSA-MW18I-090109

DISSOLVED Metals

Lot-Sample #...: A9I020192-007

Matrix.....: WG

PARAMETER	RESULT	REPORTING LIMIT	UNITS	METHOD	PREPARATION-ANALYSIS DATE	WORK ORDER #
Molybdenum	ND	2.0	ug/L	SW846 6020	09/03-09/15/09	LJ7J51CL
		Dilution Factor: 1		Analysis Time..: 16:26	Analyst ID.....: 002260	
		Instrument ID..: I8		MDL.....: 0.20		
Nickel	**200 J**	**2.0**	**ug/L**	**SW846 6020**	**09/03-09/15/09**	**LJ7J51CM**
		Dilution Factor: 1		Analysis Time..: 16:26	Analyst ID.....: 002260	
		Instrument ID..: I8		MDL.....: 0.10		
Lead	**0.33 B,J**	**1.0**	**ug/L**	**SW846 6020**	**09/03-09/15/09**	**LJ7J51A9**
		Dilution Factor: 1		Analysis Time..: 16:26	Analyst ID.....: 002260	
		Instrument ID..: I8		MDL.....: 0.034		
Antimony	ND	2.0	ug/L	SW846 6020	09/03-09/15/09	LJ7J51A1
		Dilution Factor: 1		Analysis Time..: 16:26	Analyst ID.....: 002260	
		Instrument ID..: I8		MDL.....: 0.055		
Selenium	**14.0**	**5.0**	**ug/L**	**SW846 6020**	**09/03-09/15/09**	**LJ7J51CN**
		Dilution Factor: 1		Analysis Time..: 16:26	Analyst ID.....: 002260	
		Instrument ID..: I8		MDL.....: 0.14		
Thallium	**0.21 B**	**1.0**	**ug/L**	**SW846 6020**	**09/03-09/15/09**	**LJ7J51CQ**
		Dilution Factor: 1		Analysis Time..: 16:26	Analyst ID.....: 002260	
		Instrument ID..: I8		MDL.....: 0.12		
Vanadium	**2.7 B**	**20.0**	**ug/L**	**SW846 6020**	**09/03-09/15/09**	**LJ7J51CR**
		Dilution Factor: 1		Analysis Time..: 16:26	Analyst ID.....: 002260	
		Instrument ID..: I8		MDL.....: 0.60		
Zinc	**356 J**	**20.0**	**ug/L**	**SW846 6020**	**09/03-09/15/09**	**LJ7J51CT**
		Dilution Factor: 1		Analysis Time..: 16:26	Analyst ID.....: 002260	
		Instrument ID..: I8		MDL.....: 0.85		
Mercury	ND	0.20	ug/L	SW846 7470A	09/03-09/04/09	LJ7J51CV
		Dilution Factor: 1		Analysis Time..: 12:57	Analyst ID.....: 001576	
		Instrument ID..: H1		MDL.....: 0.10		

NOTE(S):

J Method blank contamination. The associated method blank contains the target analyte at a reportable level.

B Estimated result. Result is less than RL.

Tetra Tech NUS, Inc

Client Sample ID: MSA-MW18S-090109

DISSOLVED Metals

Lot-Sample #...: A9I020192-006
Date Sampled...: 09/01/09 09:05 Date Received..: 09/02/09
Matrix.....: WG

PARAMETER	RESULT	REPORTING LIMIT	UNITS	METHOD	PREPARATION-ANALYSIS DATE	WORK ORDER #
Prep Batch #...: 9246022						
Silver	ND	1.0 Dilution Factor: 1 Instrument ID..: I8	ug/L	SW846 6020 Analysis Time..: 16:17 MDL.....: 0.033	09/03-09/15/09 Analyst ID.....: 002260	LJ7J31CF
Arsenic	1.4 B	5.0 Dilution Factor: 1 Instrument ID..: I8	ug/L	SW846 6020 Analysis Time..: 16:17 MDL.....: 0.21	09/03-09/15/09 Analyst ID.....: 002260	LJ7J31AP
Barium	49.7 J	1.0 Dilution Factor: 1 Instrument ID..: I8	ug/L	SW846 6020 Analysis Time..: 16:17 MDL.....: 0.052	09/03-09/15/09 Analyst ID.....: 002260	LJ7J31AQ
Beryllium	0.24 B	1.0 Dilution Factor: 1 Instrument ID..: I8	ug/L	SW846 6020 Analysis Time..: 16:17 MDL.....: 0.037	09/03-09/15/09 Analyst ID.....: 002260	LJ7J31AR
Cadmium	0.047 B,J	1.0 Dilution Factor: 1 Instrument ID..: I8	ug/L	SW846 6020 Analysis Time..: 16:17 MDL.....: 0.027	09/03-09/15/09 Analyst ID.....: 002260	LJ7J31AT
Cobalt	107 J	1.0 Dilution Factor: 1 Instrument ID..: I8	ug/L	SW846 6020 Analysis Time..: 16:17 MDL.....: 0.033	09/03-09/15/09 Analyst ID.....: 002260	LJ7J31AU
Chromium	2.0 J	2.0 Dilution Factor: 1 Instrument ID..: I8	ug/L	SW846 6020 Analysis Time..: 16:17 MDL.....: 0.066	09/03-09/15/09 Analyst ID.....: 002260	LJ7J31CK
Copper	0.49 B,J	2.0 Dilution Factor: 1 Instrument ID..: I8	ug/L	SW846 6020 Analysis Time..: 16:17 MDL.....: 0.064	09/03-09/15/09 Analyst ID.....: 002260	LJ7J31AV
Iron	138000 J	50.0 Dilution Factor: 1 Instrument ID..: I8	ug/L	SW846 6020 Analysis Time..: 16:17 MDL.....: 11.0	09/03-09/15/09 Analyst ID.....: 002260	LJ7J31AW
Manganese	4180 J	1.0 Dilution Factor: 1 Instrument ID..: I8	ug/L	SW846 6020 Analysis Time..: 16:17 MDL.....: 0.14	09/03-09/15/09 Analyst ID.....: 002260	LJ7J31CA

(Continued on next page)

Tetra Tech NUS, Inc

Client Sample ID: MSA-MW18S-090109

DISSOLVED Metals

Lot-Sample #...: A9I020192-006 Matrix.....: WG

PARAMETER	RESULT	REPORTING LIMIT	UNITS	METHOD	PREPARATION-ANALYSIS DATE	WORK ORDER #
Molybdenum	**0.22 B**	**2.0**	**ug/L**	**SW846 6020**	**09/03-09/15/09**	**LJ7J31CC**
		Dilution Factor: 1		Analysis Time..: 16:17	Analyst ID.....: 002260	
		Instrument ID..: I8		MDL.....: 0.20		
Nickel	**72.2 J**	**2.0**	**ug/L**	**SW846 6020**	**09/03-09/15/09**	**LJ7J31CD**
		Dilution Factor: 1		Analysis Time..: 16:17	Analyst ID.....: 002260	
		Instrument ID..: I8		MDL.....: 0.10		
Lead	**0.043 B,J**	**1.0**	**ug/L**	**SW846 6020**	**09/03-09/15/09**	**LJ7J31AX**
		Dilution Factor: 1		Analysis Time..: 16:17	Analyst ID.....: 002260	
		Instrument ID..: I8		MDL.....: 0.034		
Antimony	**0.12 B**	**2.0**	**ug/L**	**SW846 6020**	**09/03-09/15/09**	**LJ7J31AN**
		Dilution Factor: 1		Analysis Time..: 16:17	Analyst ID.....: 002260	
		Instrument ID..: I8		MDL.....: 0.055		
Selenium	**1.2 B**	**5.0**	**ug/L**	**SW846 6020**	**09/03-09/15/09**	**LJ7J31CE**
		Dilution Factor: 1		Analysis Time..: 16:17	Analyst ID.....: 002260	
		Instrument ID..: I8		MDL.....: 0.14		
Thallium	ND	1.0	ug/L	SW846 6020	09/03-09/15/09	LJ7J31CG
		Dilution Factor: 1		Analysis Time..: 16:17	Analyst ID.....: 002260	
		Instrument ID..: I8		MDL.....: 0.12		
Vanadium	**0.81 B**	**20.0**	**ug/L**	**SW846 6020**	**09/03-09/15/09**	**LJ7J31CH**
		Dilution Factor: 1		Analysis Time..: 16:17	Analyst ID.....: 002260	
		Instrument ID..: I8		MDL.....: 0.60		
Zinc	**85.6 J**	**20.0**	**ug/L**	**SW846 6020**	**09/03-09/15/09**	**LJ7J31CJ**
		Dilution Factor: 1		Analysis Time..: 16:17	Analyst ID.....: 002260	
		Instrument ID..: I8		MDL.....: 0.85		
Mercury	ND	0.20	ug/L	SW846 7470A	09/03-09/04/09	LJ7J31CL
		Dilution Factor: 1		Analysis Time..: 13:03	Analyst ID.....: 001576	
		Instrument ID..: H1		MDL.....: 0.10		

NOTE(S):

B Estimated result. Result is less than RL.

J Method blank contamination. The associated method blank contains the target analyte at a reportable level.

Tetra Tech NUS, Inc

Client Sample ID: MSA-MW19D-090109

DISSOLVED Metals

Lot-Sample #...: A9I020192-004
Date Sampled...: 09/01/09 14:45 Date Received..: 09/02/09
Matrix.....: WG

PARAMETER	RESULT	REPORTING LIMIT	UNITS	METHOD	PREPARATION-ANALYSIS DATE	WORK ORDER #
Prep Batch #...: 9246022						
Silver	ND	1.0 Dilution Factor: 1 Instrument ID..: I8	ug/L	SW846 6020 Analysis Time..: 16:07 MDL.....: 0.033	09/03-09/15/09 Analyst ID.....: 002260	LJ7JX1CF
Arsenic	**1.4 B**	**5.0** Dilution Factor: 1 Instrument ID..: I8	**ug/L**	**SW846 6020** Analysis Time..: 16:07 MDL.....: 0.21	**09/03-09/15/09** Analyst ID.....: 002260	**LJ7JX1AD**
Barium	**80.8 J**	**1.0** Dilution Factor: 1 Instrument ID..: I8	**ug/L**	**SW846 6020** Analysis Time..: 16:07 MDL.....: 0.052	**09/03-09/15/09** Analyst ID.....: 002260	**LJ7JX1AE**
Beryllium	**1.4**	**1.0** Dilution Factor: 1 Instrument ID..: I8	**ug/L**	**SW846 6020** Analysis Time..: 16:07 MDL.....: 0.037	**09/03-09/15/09** Analyst ID.....: 002260	**LJ7JX1AF**
Cadmium	ND	1.0 Dilution Factor: 1 Instrument ID..: I8	ug/L	SW846 6020 Analysis Time..: 16:07 MDL.....: 0.027	09/03-09/15/09 Analyst ID.....: 002260	LJ7JX1AG
Cobalt	**178 J**	**1.0** Dilution Factor: 1 Instrument ID..: I8	**ug/L**	**SW846 6020** Analysis Time..: 16:07 MDL.....: 0.033	**09/03-09/15/09** Analyst ID.....: 002260	**LJ7JX1AH**
Chromium	**12.6 J**	**2.0** Dilution Factor: 1 Instrument ID..: I8	**ug/L**	**SW846 6020** Analysis Time..: 16:07 MDL.....: 0.066	**09/03-09/15/09** Analyst ID.....: 002260	**LJ7JX1CK**
Copper	**0.24 B,J**	**2.0** Dilution Factor: 1 Instrument ID..: I8	**ug/L**	**SW846 6020** Analysis Time..: 16:07 MDL.....: 0.064	**09/03-09/15/09** Analyst ID.....: 002260	**LJ7JX1AJ**
Iron	**7430 J**	**50.0** Dilution Factor: 1 Instrument ID..: I8	**ug/L**	**SW846 6020** Analysis Time..: 16:07 MDL.....: 11.0	**09/03-09/15/09** Analyst ID.....: 002260	**LJ7JX1AK**
Manganese	**3080 J**	**1.0** Dilution Factor: 1 Instrument ID..: I8	**ug/L**	**SW846 6020** Analysis Time..: 16:07 MDL.....: 0.14	**09/03-09/15/09** Analyst ID.....: 002260	**LJ7JX1CA**

(Continued on next page)

Tetra Tech NUS, Inc

Client Sample ID: MSA-MW19D-090109

DISSOLVED Metals

Lot-Sample #...: A9I020192-004 Matrix.....: WG

PARAMETER	RESULT	REPORTING LIMIT	UNITS	METHOD	PREPARATION-ANALYSIS DATE	WORK ORDER #
Molybdenum	ND	2.0	ug/L	SW846 6020	09/03-09/15/09	LJ7JX1CC
		Dilution Factor: 1		Analysis Time..: 16:07	Analyst ID.....: 002260	
		Instrument ID..: I8		MDL.....: 0.20		
Nickel	**77.3 J**	**2.0**	**ug/L**	**SW846 6020**	**09/03-09/15/09**	**LJ7JX1CD**
		Dilution Factor: 1		Analysis Time..: 16:07	Analyst ID.....: 002260	
		Instrument ID..: I8		MDL.....: 0.10		
Lead	**0.067 B,J**	**1.0**	**ug/L**	**SW846 6020**	**09/03-09/15/09**	**LJ7JX1AL**
		Dilution Factor: 1		Analysis Time..: 16:07	Analyst ID.....: 002260	
		Instrument ID..: I8		MDL.....: 0.034		
Antimony	**0.074 B**	**2.0**	**ug/L**	**SW846 6020**	**09/03-09/15/09**	**LJ7JX1AC**
		Dilution Factor: 1		Analysis Time..: 16:07	Analyst ID.....: 002260	
		Instrument ID..: I8		MDL.....: 0.055		
Selenium	**0.94 B**	**5.0**	**ug/L**	**SW846 6020**	**09/03-09/15/09**	**LJ7JX1CE**
		Dilution Factor: 1		Analysis Time..: 16:07	Analyst ID.....: 002260	
		Instrument ID..: I8		MDL.....: 0.14		
Thallium	ND	1.0	ug/L	SW846 6020	09/03-09/15/09	LJ7JX1CG
		Dilution Factor: 1		Analysis Time..: 16:07	Analyst ID.....: 002260	
		Instrument ID..: I8		MDL.....: 0.12		
Vanadium	**3.7 B**	**20.0**	**ug/L**	**SW846 6020**	**09/03-09/15/09**	**LJ7JX1CH**
		Dilution Factor: 1		Analysis Time..: 16:07	Analyst ID.....: 002260	
		Instrument ID..: I8		MDL.....: 0.60		
Zinc	**146 J**	**20.0**	**ug/L**	**SW846 6020**	**09/03-09/15/09**	**LJ7JX1CJ**
		Dilution Factor: 1		Analysis Time..: 16:07	Analyst ID.....: 002260	
		Instrument ID..: I8		MDL.....: 0.85		
Mercury	ND	0.20	ug/L	SW846 7470A	09/03-09/04/09	LJ7JX1CL
		Dilution Factor: 1		Analysis Time..: 12:55	Analyst ID.....: 001576	
		Instrument ID..: H1		MDL.....: 0.10		

NOTE(S):

B Estimated result. Result is less than RL.

J Method blank contamination. The associated method blank contains the target analyte at a reportable level.

Tetra Tech NUS, Inc

Client Sample ID: MSA-MW19I-090109

DISSOLVED Metals

Lot-Sample #...: A9I020192-008
Date Sampled...: 09/01/09 14:45 Date Received..: 09/02/09
Matrix.....: WG

PARAMETER	RESULT	REPORTING LIMIT	UNITS	METHOD	PREPARATION-ANALYSIS DATE	WORK ORDER #
Prep Batch #...: 9246022						
Silver	ND	1.0	ug/L	SW846 6020	09/03-09/15/09	LJ7J81CF
		Dilution Factor: 1		Analysis Time..: 16:36	Analyst ID.....: 002260	
		Instrument ID..: I8		MDL.....: 0.033		
Arsenic	3.8 B	5.0	ug/L	SW846 6020	09/03-09/15/09	LJ7J81AD
		Dilution Factor: 1		Analysis Time..: 16:36	Analyst ID.....: 002260	
		Instrument ID..: I8		MDL.....: 0.21		
Barium	65.6 J	1.0	ug/L	SW846 6020	09/03-09/15/09	LJ7J81AE
		Dilution Factor: 1		Analysis Time..: 16:36	Analyst ID.....: 002260	
		Instrument ID..: I8		MDL.....: 0.052		
Beryllium	1.3	1.0	ug/L	SW846 6020	09/03-09/15/09	LJ7J81AF
		Dilution Factor: 1		Analysis Time..: 16:36	Analyst ID.....: 002260	
		Instrument ID..: I8		MDL.....: 0.037		
Cadmium	0.034 B,J	1.0	ug/L	SW846 6020	09/03-09/15/09	LJ7J81AG
		Dilution Factor: 1		Analysis Time..: 16:36	Analyst ID.....: 002260	
		Instrument ID..: I8		MDL.....: 0.027		
Cobalt	89.0 J	1.0	ug/L	SW846 6020	09/03-09/15/09	LJ7J81AH
		Dilution Factor: 1		Analysis Time..: 16:36	Analyst ID.....: 002260	
		Instrument ID..: I8		MDL.....: 0.033		
Chromium	2.4 J	2.0	ug/L	SW846 6020	09/03-09/15/09	LJ7J81CK
		Dilution Factor: 1		Analysis Time..: 16:36	Analyst ID.....: 002260	
		Instrument ID..: I8		MDL.....: 0.066		
Copper	0.082 B,J	2.0	ug/L	SW846 6020	09/03-09/15/09	LJ7J81AJ
		Dilution Factor: 1		Analysis Time..: 16:36	Analyst ID.....: 002260	
		Instrument ID..: I8		MDL.....: 0.064		
Iron	37600 J	50.0	ug/L	SW846 6020	09/03-09/15/09	LJ7J81AK
		Dilution Factor: 1		Analysis Time..: 16:36	Analyst ID.....: 002260	
		Instrument ID..: I8		MDL.....: 11.0		
Manganese	2400 J	1.0	ug/L	SW846 6020	09/03-09/15/09	LJ7J81CA
		Dilution Factor: 1		Analysis Time..: 16:36	Analyst ID.....: 002260	
		Instrument ID..: I8		MDL.....: 0.14		

(Continued on next page)

Tetra Tech NUS, Inc

Client Sample ID: MSA-MW19I-090109

DISSOLVED Metals

Lot-Sample #...: A9I020192-008 Matrix.....: WG

PARAMETER	RESULT	REPORTING LIMIT	UNITS	METHOD	PREPARATION-ANALYSIS DATE	WORK ORDER #
Molybdenum	ND	2.0	ug/L	SW846 6020	09/03-09/15/09	LJ7J81CC
		Dilution Factor: 1		Analysis Time..: 16:36	Analyst ID.....: 002260	
		Instrument ID..: I8		MDL.....: 0.20		
Nickel	**64.4 J**	**2.0**	**ug/L**	**SW846 6020**	**09/03-09/15/09**	**LJ7J81CD**
		Dilution Factor: 1		Analysis Time..: 16:36	Analyst ID.....: 002260	
		Instrument ID..: I8		MDL.....: 0.10		
Lead	ND	1.0	ug/L	SW846 6020	09/03-09/15/09	LJ7J81AL
		Dilution Factor: 1		Analysis Time..: 16:36	Analyst ID.....: 002260	
		Instrument ID..: I8		MDL.....: 0.034		
Antimony	ND	2.0	ug/L	SW846 6020	09/03-09/15/09	LJ7J81AC
		Dilution Factor: 1		Analysis Time..: 16:36	Analyst ID.....: 002260	
		Instrument ID..: I8		MDL.....: 0.055		
Selenium	**4.7 B**	**5.0**	**ug/L**	**SW846 6020**	**09/03-09/15/09**	**LJ7J81CK**
		Dilution Factor: 1		Analysis Time..: 16:36	Analyst ID.....: 002260	
		Instrument ID..: I8		MDL.....: 0.14		
Thallium	ND	1.0	ug/L	SW846 6020	09/03-09/15/09	LJ7J81CG
		Dilution Factor: 1		Analysis Time..: 16:36	Analyst ID.....: 002260	
		Instrument ID..: I8		MDL.....: 0.12		
Vanadium	**2.8 B**	**20.0**	**ug/L**	**SW846 6020**	**09/03-09/15/09**	**LJ7J81CH**
		Dilution Factor: 1		Analysis Time..: 16:36	Analyst ID.....: 002260	
		Instrument ID..: I8		MDL.....: 0.60		
Zinc	**104 J**	**20.0**	**ug/L**	**SW846 6020**	**09/03-09/15/09**	**LJ7J81CJ**
		Dilution Factor: 1		Analysis Time..: 16:36	Analyst ID.....: 002260	
		Instrument ID..: I8		MDL.....: 0.85		
Mercury	ND	0.20	ug/L	SW846 7470A	09/03-09/04/09	LJ7J81CL
		Dilution Factor: 1		Analysis Time..: 12:47	Analyst ID.....: 001576	
		Instrument ID..: H1		MDL.....: 0.10		

NOTE(S):

B Estimated result. Result is less than RL.

J Method blank contamination. The associated method blank contains the target analyte at a reportable level.

Tetra Tech NUS, Inc

Client Sample ID: MSA-MW24I-090109

DISSOLVED Metals

Lot-Sample #...: A9I020192-003 Matrix.....: WG
Date Sampled...: 09/01/09 11:45 Date Received..: 09/02/09

PARAMETER	RESULT	REPORTING LIMIT	UNITS	METHOD	PREPARATION-ANALYSIS DATE	WORK ORDER #
Prep Batch #...: 9246022						
Silver	ND	1.0	ug/L	SW846 6020	09/03-09/15/09	LJ7JP1CF
		Dilution Factor: 1		Analysis Time..: 15:49	Analyst ID.....: 002260	
		Instrument ID..: I8		MDL.....: 0.033		
Arsenic	**2.1 B**	**5.0**	**ug/L**	**SW846 6020**	**09/03-09/15/09**	**LJ7JP1AD**
		Dilution Factor: 1		Analysis Time..: 15:49	Analyst ID.....: 002260	
		Instrument ID..: I8		MDL.....: 0.21		
Barium	**26.5 J**	**1.0**	**ug/L**	**SW846 6020**	**09/03-09/15/09**	**LJ7JP1AE**
		Dilution Factor: 1		Analysis Time..: 15:49	Analyst ID.....: 002260	
		Instrument ID..: I8		MDL.....: 0.052		
Beryllium	**2.2**	**1.0**	**ug/L**	**SW846 6020**	**09/03-09/15/09**	**LJ7JP1AF**
		Dilution Factor: 1		Analysis Time..: 15:49	Analyst ID.....: 002260	
		Instrument ID..: I8		MDL.....: 0.037		
Cadmium	**0.34 B,J**	**1.0**	**ug/L**	**SW846 6020**	**09/03-09/15/09**	**LJ7JP1AG**
		Dilution Factor: 1		Analysis Time..: 15:49	Analyst ID.....: 002260	
		Instrument ID..: I8		MDL.....: 0.027		
Cobalt	**36.4 J**	**1.0**	**ug/L**	**SW846 6020**	**09/03-09/15/09**	**LJ7JP1AH**
		Dilution Factor: 1		Analysis Time..: 15:49	Analyst ID.....: 002260	
		Instrument ID..: I8		MDL.....: 0.033		
Chromium	**1.5 B,J**	**2.0**	**ug/L**	**SW846 6020**	**09/03-09/15/09**	**LJ7JP1CK**
		Dilution Factor: 1		Analysis Time..: 15:49	Analyst ID.....: 002260	
		Instrument ID..: I8		MDL.....: 0.066		
Copper	**26.4 J**	**2.0**	**ug/L**	**SW846 6020**	**09/03-09/15/09**	**LJ7JP1AJ**
		Dilution Factor: 1		Analysis Time..: 15:49	Analyst ID.....: 002260	
		Instrument ID..: I8		MDL.....: 0.064		
Iron	**4070 J**	**50.0**	**ug/L**	**SW846 6020**	**09/03-09/15/09**	**LJ7JP1AK**
		Dilution Factor: 1		Analysis Time..: 15:49	Analyst ID.....: 002260	
		Instrument ID..: I8		MDL.....: 11.0		
Manganese	**674 J**	**1.0**	**ug/L**	**SW846 6020**	**09/03-09/15/09**	**LJ7JP1CA**
		Dilution Factor: 1		Analysis Time..: 15:49	Analyst ID.....: 002260	
		Instrument ID..: I8		MDL.....: 0.14		

(Continued on next page)

Tetra Tech NUS, Inc

Client Sample ID: MSA-MW24I-090109

DISSOLVED Metals

Lot-Sample #...: A9I020192-003 Matrix.....: WG

PARAMETER	RESULT	REPORTING LIMIT	UNITS	METHOD	PREPARATION-ANALYSIS DATE	WORK ORDER #
Molybdenum	ND	2.0	ug/L	SW846 6020	09/03-09/15/09	LJ7JP1CC
		Dilution Factor: 1		Analysis Time..: 15:49	Analyst ID.....: 002260	
		Instrument ID..: I8		MDL.....: 0.20		
Nickel	**11.4 J**	**2.0**	**ug/L**	**SW846 6020**	**09/03-09/15/09**	**LJ7JP1CD**
		Dilution Factor: 1		Analysis Time..: 15:49	Analyst ID.....: 002260	
		Instrument ID..: I8		MDL.....: 0.10		
Lead	**0.48 B,J**	**1.0**	**ug/L**	**SW846 6020**	**09/03-09/15/09**	**LJ7JP1AL**
		Dilution Factor: 1		Analysis Time..: 15:49	Analyst ID.....: 002260	
		Instrument ID..: I8		MDL.....: 0.034		
Antimony	**0.072 B**	**2.0**	**ug/L**	**SW846 6020**	**09/03-09/15/09**	**LJ7JP1AC**
		Dilution Factor: 1		Analysis Time..: 15:49	Analyst ID.....: 002260	
		Instrument ID..: I8		MDL.....: 0.055		
Selenium	**4.1 B**	**5.0**	**ug/L**	**SW846 6020**	**09/03-09/15/09**	**LJ7JP1CE**
		Dilution Factor: 1		Analysis Time..: 15:49	Analyst ID.....: 002260	
		Instrument ID..: I8		MDL.....: 0.14		
Thallium	**0.13 B**	**1.0**	**ug/L**	**SW846 6020**	**09/03-09/15/09**	**LJ7JP1CG**
		Dilution Factor: 1		Analysis Time..: 15:49	Analyst ID.....: 002260	
		Instrument ID..: I8		MDL.....: 0.12		
Vanadium	ND	20.0	ug/L	SW846 6020	09/03-09/15/09	LJ7JP1CH
		Dilution Factor: 1		Analysis Time..: 15:49	Analyst ID.....: 002260	
		Instrument ID..: I8		MDL.....: 0.60		
Zinc	**30.0 J**	**20.0**	**ug/L**	**SW846 6020**	**09/03-09/15/09**	**LJ7JP1CJ**
		Dilution Factor: 1		Analysis Time..: 15:49	Analyst ID.....: 002260	
		Instrument ID..: I8		MDL.....: 0.85		
Mercury	ND	0.20	ug/L	SW846 7470A	09/03-09/04/09	LJ7JP1CL
		Dilution Factor: 1		Analysis Time..: 12:43	Analyst ID.....: 001576	
		Instrument ID..: H1		MDL.....: 0.10		

NOTE(S):

B Estimated result. Result is less than RL.

J Method blank contamination. The associated method blank contains the target analyte at a reportable level.

Tetra Tech NUS, Inc

Client Sample ID: MSA-MW24S-090109

DISSOLVED Metals

Lot-Sample #...: A9I020192-002
Date Sampled...: 09/01/09 10:30 Date Received..: 09/02/09
Matrix.....: WG

PARAMETER	RESULT	REPORTING LIMIT	UNITS	METHOD	PREPARATION-ANALYSIS DATE	WORK ORDER #
Prep Batch #...: 9246022						
Silver	ND G	5.0	ug/L	SW846 6020	09/03-09/16/09	LJ7JC1CF
		Dilution Factor: 5		Analysis Time..: 09:55	Analyst ID.....: 002260	
		Instrument ID..: I8		MDL.....: 0.16		
Arsenic	**77.3**	**25.0**	**ug/L**	**SW846 6020**	**09/03-09/16/09**	**LJ7JC1AD**
		Dilution Factor: 5		Analysis Time..: 09:55	Analyst ID.....: 002260	
		Instrument ID..: I8		MDL.....: 1.0		
Barium	**31.2 J**	**1.0**	**ug/L**	**SW846 6020**	**09/03-09/15/09**	**LJ7JC1AE**
		Dilution Factor: 1		Analysis Time..: 15:41	Analyst ID.....: 002260	
		Instrument ID..: I8		MDL.....: 0.052		
Beryllium	**9.0**	**1.0**	**ug/L**	**SW846 6020**	**09/03-09/15/09**	**LJ7JC1AF**
		Dilution Factor: 1		Analysis Time..: 15:41	Analyst ID.....: 002260	
		Instrument ID..: I8		MDL.....: 0.037		
Cadmium	**3.6 B,J,G**	**5.0**	**ug/L**	**SW846 6020**	**09/03-09/16/09**	**LJ7JC1AG**
		Dilution Factor: 5		Analysis Time..: 09:55	Analyst ID.....: 002260	
		Instrument ID..: I8		MDL.....: 0.14		
Cobalt	**692 J**	**5.0**	**ug/L**	**SW846 6020**	**09/03-09/16/09**	**LJ7JC1AH**
		Dilution Factor: 5		Analysis Time..: 09:55	Analyst ID.....: 002260	
		Instrument ID..: I8		MDL.....: 0.16		
Chromium	**24.9 J**	**10.0**	**ug/L**	**SW846 6020**	**09/03-09/16/09**	**LJ7JC1CK**
		Dilution Factor: 5		Analysis Time..: 09:55	Analyst ID.....: 002260	
		Instrument ID..: I8		MDL.....: 0.33		
Copper	**157 J**	**10.0**	**ug/L**	**SW846 6020**	**09/03-09/16/09**	**LJ7JC1AJ**
		Dilution Factor: 5		Analysis Time..: 09:55	Analyst ID.....: 002260	
		Instrument ID..: I8		MDL.....: 0.32		
Iron	**222000 J**	**250**	**ug/L**	**SW846 6020**	**09/03-09/16/09**	**LJ7JC1AK**
		Dilution Factor: 5		Analysis Time..: 09:55	Analyst ID.....: 002260	
		Instrument ID..: I8		MDL.....: 55.0		
Manganese	**6010 J**	**1.0**	**ug/L**	**SW846 6020**	**09/03-09/15/09**	**LJ7JC1CA**
		Dilution Factor: 1		Analysis Time..: 15:41	Analyst ID.....: 002260	
		Instrument ID..: I8		MDL.....: 0.14		

(Continued on next page)

Tetra Tech NUS, Inc

Client Sample ID: MSA-MW24S-090109

DISSOLVED Metals

Lot-Sample #...: A9I020192-002 Matrix.....: WG

PARAMETER	RESULT	REPORTING LIMIT	UNITS	METHOD	PREPARATION-ANALYSIS DATE	WORK ORDER #
Molybdenum	ND G	10.0	ug/L	SW846 6020	09/03-09/16/09	LJ7JC1CC
		Dilution Factor: 5		Analysis Time..: 09:55	Analyst ID.....: 002260	
		Instrument ID..: I8		MDL.....: 1.0		
Nickel	**942 J**	**10.0**	**ug/L**	**SW846 6020**	**09/03-09/16/09**	**LJ7JC1CD**
		Dilution Factor: 5		Analysis Time..: 09:55	Analyst ID.....: 002260	
		Instrument ID..: I8		MDL.....: 0.50		
Lead	**0.61 B,J**	**1.0**	**ug/L**	**SW846 6020**	**09/03-09/15/09**	**LJ7JC1AL**
		Dilution Factor: 1		Analysis Time..: 15:41	Analyst ID.....: 002260	
		Instrument ID..: I8		MDL.....: 0.034		
Antimony	**0.17 B**	**2.0**	**ug/L**	**SW846 6020**	**09/03-09/15/09**	**LJ7JC1AC**
		Dilution Factor: 1		Analysis Time..: 15:41	Analyst ID.....: 002260	
		Instrument ID..: I8		MDL.....: 0.055		
Selenium	**139**	**25.0**	**ug/L**	**SW846 6020**	**09/03-09/16/09**	**LJ7JC1CE**
		Dilution Factor: 5		Analysis Time..: 09:55	Analyst ID.....: 002260	
		Instrument ID..: I8		MDL.....: 0.70		
Thallium	**0.56 B**	**1.0**	**ug/L**	**SW846 6020**	**09/03-09/15/09**	**LJ7JC1CG**
		Dilution Factor: 1		Analysis Time..: 15:41	Analyst ID.....: 002260	
		Instrument ID..: I8		MDL.....: 0.12		
Vanadium	**141**	**100**	**ug/L**	**SW846 6020**	**09/03-09/16/09**	**LJ7JC1CH**
		Dilution Factor: 5		Analysis Time..: 09:55	Analyst ID.....: 002260	
		Instrument ID..: I8		MDL.....: 3.0		
Zinc	**2860 J**	**100**	**ug/L**	**SW846 6020**	**09/03-09/16/09**	**LJ7JC1CJ**
		Dilution Factor: 5		Analysis Time..: 09:55	Analyst ID.....: 002260	
		Instrument ID..: I8		MDL.....: 4.2		
Mercury	ND	0.20	ug/L	SW846 7470A	09/03-09/04/09	LJ7JC1CL
		Dilution Factor: 1		Analysis Time..: 12:50	Analyst ID.....: 001576	
		Instrument ID..: H1		MDL.....: 0.10		

NOTE(S):

G Elevated reporting limit. The reporting limit is elevated due to matrix interference.

J Method blank contamination. The associated method blank contains the target analyte at a reportable level.

B Estimated result. Result is less than RL.

Tetra Tech NUS, Inc

Client Sample ID: MSA-MW30D-090109

DISSOLVED Metals

Lot-Sample #...: A9I020192-001
Date Sampled...: 09/01/09 08:45 Date Received..: 09/02/09
Matrix.....: WG

PARAMETER	RESULT	REPORTING LIMIT	UNITS	METHOD	PREPARATION-ANALYSIS DATE	WORK ORDER #
Prep Batch #...: 9246022						
Silver	ND	1.0	ug/L	SW846 6020	09/03-09/15/09	LJ7GP1CF
		Dilution Factor: 1		Analysis Time..: 15:25	Analyst ID.....: 002260	
		Instrument ID..: I8		MDL.....: 0.033		
Arsenic	ND	5.0	ug/L	SW846 6020	09/03-09/15/09	LJ7GP1A2
		Dilution Factor: 1		Analysis Time..: 15:25	Analyst ID.....: 002260	
		Instrument ID..: I8		MDL.....: 0.21		
Barium	**8.5 J**	**1.0**	**ug/L**	**SW846 6020**	**09/03-09/15/09**	**LJ7GP1A3**
		Dilution Factor: 1		Analysis Time..: 15:25	Analyst ID.....: 002260	
		Instrument ID..: I8		MDL.....: 0.052		
Beryllium	**0.078 B**	**1.0**	**ug/L**	**SW846 6020**	**09/03-09/15/09**	**LJ7GP1A4**
		Dilution Factor: 1		Analysis Time..: 15:25	Analyst ID.....: 002260	
		Instrument ID..: I8		MDL.....: 0.037		
Cadmium	**0.032 B,J**	**1.0**	**ug/L**	**SW846 6020**	**09/03-09/15/09**	**LJ7GP1A5**
		Dilution Factor: 1		Analysis Time..: 15:25	Analyst ID.....: 002260	
		Instrument ID..: I8		MDL.....: 0.027		
Cobalt	**6.7 J**	**1.0**	**ug/L**	**SW846 6020**	**09/03-09/15/09**	**LJ7GP1A6**
		Dilution Factor: 1		Analysis Time..: 15:25	Analyst ID.....: 002260	
		Instrument ID..: I8		MDL.....: 0.033		
Chromium	**0.20 B,J**	**2.0**	**ug/L**	**SW846 6020**	**09/03-09/15/09**	**LJ7GP1CK**
		Dilution Factor: 1		Analysis Time..: 15:25	Analyst ID.....: 002260	
		Instrument ID..: I8		MDL.....: 0.066		
Copper	**6.5 J**	**2.0**	**ug/L**	**SW846 6020**	**09/03-09/15/09**	**LJ7GP1A7**
		Dilution Factor: 1		Analysis Time..: 15:25	Analyst ID.....: 002260	
		Instrument ID..: I8		MDL.....: 0.064		
Iron	**11.2 B,J**	**50.0**	**ug/L**	**SW846 6020**	**09/03-09/15/09**	**LJ7GP1A8**
		Dilution Factor: 1		Analysis Time..: 15:25	Analyst ID.....: 002260	
		Instrument ID..: I8		MDL.....: 11.0		
Manganese	**19.4 J**	**1.0**	**ug/L**	**SW846 6020**	**09/03-09/15/09**	**LJ7GP1CA**
		Dilution Factor: 1		Analysis Time..: 15:25	Analyst ID.....: 002260	
		Instrument ID..: I8		MDL.....: 0.14		

(Continued on next page)

Tetra Tech NUS, Inc

Client Sample ID: MSA-MW30D-090109

DISSOLVED Metals

Lot-Sample #...: A9I020192-001 Matrix.....: WG

PARAMETER	RESULT	REPORTING LIMIT	UNITS	METHOD	PREPARATION-ANALYSIS DATE	WORK ORDER #
Molybdenum	ND	2.0	ug/L	SW846 6020	09/03-09/15/09	LJ7GP1CC
		Dilution Factor: 1		Analysis Time..: 15:25	Analyst ID.....: 002260	
		Instrument ID..: I8		MDL.....: 0.20		
Nickel	**7.8 J**	**2.0**	**ug/L**	**SW846 6020**	**09/03-09/15/09**	**LJ7GP1CD**
		Dilution Factor: 1		Analysis Time..: 15:25	Analyst ID.....: 002260	
		Instrument ID..: I8		MDL.....: 0.10		
Lead	**0.067 B,J**	**1.0**	**ug/L**	**SW846 6020**	**09/03-09/15/09**	**LJ7GP1A9**
		Dilution Factor: 1		Analysis Time..: 15:25	Analyst ID.....: 002260	
		Instrument ID..: I8		MDL.....: 0.034		
Antimony	**0.11 B**	**2.0**	**ug/L**	**SW846 6020**	**09/03-09/15/09**	**LJ7GP1A1**
		Dilution Factor: 1		Analysis Time..: 15:25	Analyst ID.....: 002260	
		Instrument ID..: I8		MDL.....: 0.055		
Selenium	ND	5.0	ug/L	SW846 6020	09/03-09/15/09	LJ7GP1CE
		Dilution Factor: 1		Analysis Time..: 15:25	Analyst ID.....: 002260	
		Instrument ID..: I8		MDL.....: 0.14		
Thallium	ND	1.0	ug/L	SW846 6020	09/03-09/15/09	LJ7GP1CG
		Dilution Factor: 1		Analysis Time..: 15:25	Analyst ID.....: 002260	
		Instrument ID..: I8		MDL.....: 0.12		
Vanadium	ND	20.0	ug/L	SW846 6020	09/03-09/15/09	LJ7GP1CH
		Dilution Factor: 1		Analysis Time..: 15:25	Analyst ID.....: 002260	
		Instrument ID..: I8		MDL.....: 0.60		
Zinc	**22.4 J**	**20.0**	**ug/L**	**SW846 6020**	**09/03-09/15/09**	**LJ7GP1CJ**
		Dilution Factor: 1		Analysis Time..: 15:25	Analyst ID.....: 002260	
		Instrument ID..: I8		MDL.....: 0.85		
Mercury	ND	0.20	ug/L	SW846 7470A	09/03-09/04/09	LJ7GP1CL
		Dilution Factor: 1		Analysis Time..: 12:40	Analyst ID.....: 001576	
		Instrument ID..: H1		MDL.....: 0.10		

NOTE(S):

J Method blank contamination. The associated method blank contains the target analyte at a reportable level.

B Estimated result. Result is less than RL.

Tetra Tech NUS, Inc

Client Sample ID: MSA-DMW2S-090109

General Chemistry

Lot-Sample #...: A9I020192-011 Work Order #...: LJ7KN Matrix.....: WG
Date Sampled...: 09/01/09 16:35 Date Received..: 09/02/09

PARAMETER	RESULT	RL	UNITS	METHOD	PREPARATION-ANALYSIS DATE	PREP BATCH #
Hexavalent Chromium	0.005 B	0.02	mg/L	SW846 7196A	09/02/09	9245477

Dilution Factor: 1 MDL.....: 0.002

NOTE(S):

RL Reporting Limit

B Estimated result. Result is less than RL.

Tetra Tech NUS, Inc

Client Sample ID: MSA-DMW4I-090109

General Chemistry

Lot-Sample #...: A9I020192-010 **Work Order #...:** LJ7KK **Matrix.....:** WG
Date Sampled...: 09/01/09 15:23 **Date Received..:** 09/02/09

PARAMETER	RESULT	RL	UNITS	METHOD	PREPARATION-ANALYSIS DATE	PREP BATCH #
Chloride	**94.0**	**1.0**	**mg/L**	**MCAWW 300.0A**	**09/02/09**	**9246101**
		Dilution Factor: 1		MDL.....: 0.10		
Dissolved Organic Carbon	**7**	**1**	**mg/L**	**SW846 9060**	**09/09/09**	**9251345**
		Dilution Factor: 1		MDL.....: 0.2		
Hexavalent Chromium	ND	0.02	mg/L	SW846 7196A	09/02/09	9245477
		Dilution Factor: 1		MDL.....: 0.002		
Nitrate as N	**0.10**	**0.10**	**mg/L**	**MCAWW 300.0A**	**09/02/09**	**9246099**
		Dilution Factor: 1		MDL.....: 0.023		
Nitrite as N	ND	0.10	mg/L	MCAWW 300.0A	09/02/09	9246102
		Dilution Factor: 1		MDL.....: 0.012		
Phosphate as P, Ortho	ND	0.50	mg/L	MCAWW 300.0A	09/02/09	9246100
		Dilution Factor: 1		MDL.....: 0.044		
Sulfate	**1050**	**10.0**	**mg/L**	**MCAWW 300.0A**	**09/03/09**	**9247143**
		Dilution Factor: 10		MDL.....: 1.2		
Total Alkalinity	ND	5.0	mg/L	MCAWW 310.1	09/08/09	9252087
		Dilution Factor: 1		MDL.....: 1.1		
Total Dissolved Solids	**1600**	**10**	**mg/L**	**MCAWW 160.1**	**09/03-09/04/09**	**9246494**
		Dilution Factor: 1		MDL.....: 3.1		

Tetra Tech NUS, Inc

Client Sample ID: MSA-DMW8D-090209

General Chemistry

Lot-Sample #...: A9I030186-006 **Work Order #...:** LJ9N6 **Matrix.....:** WG
Date Sampled...: 09/02/09 15:15 **Date Received..:** 09/03/09

PARAMETER	RESULT	RL	UNITS	METHOD	PREPARATION-ANALYSIS DATE	PREP BATCH #
Hexavalent Chromium	ND	0.02	mg/L	SW846 7196A	09/03/09	9246508

Dilution Factor: 1 MDL.....: 0.002

Tetra Tech NUS, Inc

Client Sample ID: MSA-DMW8I-090209

General Chemistry

Lot-Sample #...: A9I030186-005 Work Order #...: LJ9N4 Matrix.....: WG
Date Sampled...: 09/02/09 14:05 Date Received..: 09/03/09

PARAMETER	RESULT	RL	UNITS	METHOD	PREPARATION-ANALYSIS DATE	PREP BATCH #
Hexavalent Chromium	0.004 B	0.02	mg/L	SW846 7196A	09/03/09	9246508

Dilution Factor: 1 MDL.....: 0.002

NOTE(S):

RL Reporting Limit

B Estimated result. Result is less than RL.

Tetra Tech NUS, Inc

Client Sample ID: MSA-DMW8S-090209

General Chemistry

Lot-Sample #...: A9I030186-003 Work Order #...: LJ9N1 Matrix.....: WG
Date Sampled...: 09/02/09 14:04 Date Received..: 09/03/09

PARAMETER	RESULT	RL	UNITS	METHOD	PREPARATION-ANALYSIS DATE	PREP BATCH #
Hexavalent Chromium	0.006 B	0.02	mg/L	SW846 7196A	09/03/09	9246508

Dilution Factor: 1 MDL.....: 0.002

NOTE(S):

RL Reporting Limit

B Estimated result. Result is less than RL.

Tetra Tech NUS, Inc

Client Sample ID: MSA-DMW9D-090209

General Chemistry

Lot-Sample #...: A9I030186-002 Work Order #...: LJ9NV Matrix.....: WG
Date Sampled...: 09/02/09 13:20 Date Received..: 09/03/09

PARAMETER	RESULT	RL	UNITS	METHOD	PREPARATION-ANALYSIS DATE	PREP BATCH #
Hexavalent Chromium	0.002 B	0.02	mg/L	SW846 7196A	09/03/09	9246508

Dilution Factor: 1 MDL.....: 0.002

NOTE(S):

RL Reporting Limit

B Estimated result. Result is less than RL.

Tetra Tech NUS, Inc

Client Sample ID: MSA-DMW9I-090209

General Chemistry

Lot-Sample #...: A9I030186-001 Work Order #...: LJ9NG Matrix.....: WG
Date Sampled...: 09/02/09 12:05 Date Received..: 09/03/09

PARAMETER	RESULT	RL	UNITS	METHOD	PREPARATION-ANALYSIS DATE	PREP BATCH #
Hexavalent Chromium	ND G	0.20	mg/L	SW846 7196A	09/03/09	9246508

Dilution Factor: 10 MDL.....: 0.02

NOTE(S):

RL Reporting Limit

G Elevated reporting limit. The reporting limit is elevated due to matrix interference.

Tetra Tech NUS, Inc

Client Sample ID: MSA-DMW9S-090209

General Chemistry

Lot-Sample #...: A9I030186-004 **Work Order #...:** LJ9N2 **Matrix.....:** WG
Date Sampled...: 09/02/09 12:10 **Date Received..:** 09/03/09

PARAMETER	RESULT	RL	UNITS	METHOD	PREPARATION-ANALYSIS DATE	PREP BATCH #
Hexavalent Chromium	ND	0.02	mg/L	SW846 7196A	09/03/09	9246508

Dilution Factor: 1 MDL.....: 0.002

Tetra Tech NUS, Inc

Client Sample ID: MSA-MW18I-090109

General Chemistry

Lot-Sample #...: A9I020192-007 Work Order #...: LJ7J5 Matrix.....: WG
Date Sampled...: 09/01/09 11:10 Date Received..: 09/02/09

PARAMETER	RESULT	RL	UNITS	METHOD	PREPARATION-ANALYSIS DATE	PREP BATCH #
Chloride	305	5.0	mg/L	MCAWW 300.0A	09/02/09	9246101
		Dilution Factor: 5		MDL.....: 0.50		
Dissolved Organic Carbon	6	1	mg/L	SW846 9060	09/09/09	9251345
		Dilution Factor: 1		MDL.....: 0.2		
Hexavalent Chromium	ND	0.02	mg/L	SW846 7196A	09/02/09	9245477
		Dilution Factor: 1		MDL.....: 0.002		
Nitrate as N	ND	0.10	mg/L	MCAWW 300.0A	09/02/09	9246099
		Dilution Factor: 1		MDL.....: 0.023		
Nitrite as N	ND	0.10	mg/L	MCAWW 300.0A	09/02/09	9246102
		Dilution Factor: 1		MDL.....: 0.012		
Phosphate as P, Ortho	ND	0.50	mg/L	MCAWW 300.0A	09/02/09	9246100
		Dilution Factor: 1		MDL.....: 0.044		
Sulfate	439	5.0	mg/L	MCAWW 300.0A	09/02/09	9246097
		Dilution Factor: 5		MDL.....: 0.60		
Total Alkalinity	26 J	5.0	mg/L	MCAWW 310.1	09/03/09	9247120
		Dilution Factor: 1		MDL.....: 1.1		
Total Dissolved Solids	1100	10	mg/L	MCAWW 160.1	09/03-09/04/09	9246494
		Dilution Factor: 1		MDL.....: 3.1		

NOTE(S):

RL Reporting Limit

J Method blank contamination. The associated method blank contains the target analyte at a reportable level.

Tetra Tech NUS, Inc

Client Sample ID: MSA-MW18S-090109

General Chemistry

Lot-Sample #...: A9I020192-006 Work Order #...: LJ7J3 Matrix.....: WG
Date Sampled...: 09/01/09 09:05 Date Received..: 09/02/09

PARAMETER	RESULT	RL	UNITS	METHOD	PREPARATION-ANALYSIS DATE	PREP BATCH #
Chloride	594	20.0	mg/L	MCAWW 300.0A	09/04/09	9251181
		Dilution Factor: 20		MDL.....: 2.0		
Dissolved Organic Carbon	33	1	mg/L	SW846 9060	09/08/09	9251345
		Dilution Factor: 1		MDL.....: 0.2		
Hexavalent Chromium	ND	0.02	mg/L	SW846 7196A	09/02/09	9245477
		Dilution Factor: 1		MDL.....: 0.002		
Nitrate as N	ND	0.10	mg/L	MCAWW 300.0A	09/04/09	9251185
		Dilution Factor: 1		MDL.....: 0.023		
Nitrite as N	ND	0.10	mg/L	MCAWW 300.0A	09/04/09	9251186
		Dilution Factor: 1		MDL.....: 0.012		
Phosphate as P, Ortho	ND	0.50	mg/L	MCAWW 300.0A	09/04/09	9251187
		Dilution Factor: 1		MDL.....: 0.044		
Sulfate	1600	20.0	mg/L	MCAWW 300.0A	09/04/09	9251182
		Dilution Factor: 20		MDL.....: 2.4		
Total Alkalinity	270 J	5.0	mg/L	MCAWW 310.1	09/08/09	9252087
		Dilution Factor: 1		MDL.....: 1.1		
Total Dissolved Solids	3500	40	mg/L	MCAWW 160.1	09/03-09/04/09	9246494
		Dilution Factor: 4		MDL.....: 12		

NOTE(S):

RL Reporting Limit

J Method blank contamination. The associated method blank contains the target analyte at a reportable level.

Tetra Tech NUS, Inc

Client Sample ID: MSA-MW19D-090109

General Chemistry

Lot-Sample #...: A9I020192-004 Work Order #...: LJ7JX Matrix.....: WG
Date Sampled...: 09/01/09 14:45 Date Received..: 09/02/09

PARAMETER	RESULT	RL	UNITS	METHOD	PREPARATION-ANALYSIS DATE	PREP BATCH #
Hexavalent Chromium	0.006 B	0.02	mg/L	SW846 7196A	09/02/09	9245477

Dilution Factor: 1 MDL.....: 0.002

NOTE(S):

RL Reporting Limit

B Estimated result. Result is less than RL.

Tetra Tech NUS, Inc

Client Sample ID: MSA-MW19I-090109

General Chemistry

Lot-Sample #...: A9I020192-008 Work Order #...: LJ7J8 Matrix.....: WG
Date Sampled...: 09/01/09 14:45 Date Received..: 09/02/09

PARAMETER	RESULT	RL	UNITS	METHOD	PREPARATION-ANALYSIS DATE	PREP BATCH #
Hexavalent Chromium	0.003 B	0.02	mg/L	SW846 7196A	09/02/09	9245477

Dilution Factor: 1 MDL.....: 0.002

NOTE(S):

RL Reporting Limit

B Estimated result. Result is less than RL.

Tetra Tech NUS, Inc

Client Sample ID: MSA-MW24I-090109

General Chemistry

Lot-Sample #...: A9I020192-003 Work Order #...: LJ7JP Matrix.....: WG
Date Sampled...: 09/01/09 11:45 Date Received..: 09/02/09

PARAMETER	RESULT	RL	UNITS	METHOD	PREPARATION-ANALYSIS DATE	PREP BATCH #
Hexavalent Chromium	0.003 B	0.02	mg/L	SW846 7196A	09/02/09	9245477

Dilution Factor: 1 MDL.....: 0.002

NOTE(S):

RL Reporting Limit

B Estimated result. Result is less than RL.

Tetra Tech NUS, Inc

Client Sample ID: MSA-MW24S-090109

General Chemistry

Lot-Sample #...: A9I020192-002 **Work Order #...:** LJ7JC **Matrix.....:** WG
Date Sampled...: 09/01/09 10:30 **Date Received..:** 09/02/09

PARAMETER	RESULT	RL	UNITS	METHOD	PREPARATION-ANALYSIS DATE	PREP BATCH #
Hexavalent Chromium	ND	0.02	mg/L	SW846 7196A	09/02/09	9245477

Dilution Factor: 1 MDL.....: 0.002

Tetra Tech NUS, Inc

Client Sample ID: MSA-MW30D-090109

General Chemistry

Lot-Sample #...: A9I020192-001 Work Order #...: LJ7GP Matrix.....: WG
Date Sampled...: 09/01/09 08:45 Date Received..: 09/02/09

PARAMETER	RESULT	RL	UNITS	METHOD	PREPARATION-ANALYSIS DATE	PREP BATCH #
Hexavalent Chromium	ND	0.02	mg/L	SW846 7196A	09/02/09	9245477

Dilution Factor: 1 MDL.....: 0.002

Tetra Tech NUS, Inc

Client Sample ID: MSA-DMW2S-090109

Dissolved HPLC - Mass. Spec.

Lot-Sample #...:	A9I020192-011	Work Order #...:	LJ7KN1CN	Matrix.....:	WG
Date Sampled...:	09/01/09 16:35	Date Received..:	09/02/09		
Prep Date.....:	09/11/09	Analysis Date..:	09/15/09		
Prep Batch #...:	9254350				
Dilution Factor:	1	Method.....:	SW846 6850		

PARAMETER	RESULT	REPORTING LIMIT	UNITS	MDL
Perchlorate	0.12 J	0.50	ug/L	0.082

NOTE(S):

J Estimated result. Result is less than RL.

Tetra Tech NUS, Inc

Client Sample ID: MSA-DMW4I-090109

Dissolved HPLC - Mass. Spec.

Lot-Sample #...: A9I020192-010 Work Order #...: LJ7KK1C5 Matrix.....: WG
Date Sampled...: 09/01/09 15:23 Date Received..: 09/02/09
Prep Date.....: 09/11/09 Analysis Date..: 09/14/09
Prep Batch #...: 9254350
Dilution Factor: 1 Method.....: SW846 6850

PARAMETER	RESULT	REPORTING LIMIT	UNITS	MDL
Perchlorate	4.6	0.50	ug/L	0.082

Tetra Tech NUS, Inc

Client Sample ID: MSA-DMW8D-090209

Dissolved HPLC - Mass. Spec.

Lot-Sample #...:	A9I030186-006	**Work Order #...:**	LJ9N61CN	**Matrix.....:**	WG
Date Sampled...:	09/02/09 15:15	**Date Received..:**	09/03/09		
Prep Date.....:	09/12/09	**Analysis Date..:**	09/15/09		
Prep Batch #...:	9255095				
Dilution Factor:	1	**Method.....:**	SW846 6850		

PARAMETER	RESULT	REPORTING LIMIT	UNITS	MDL
Perchlorate	ND	0.50	ug/L	0.082

Tetra Tech NUS, Inc

Client Sample ID: MSA-DMW8I-090209

Dissolved HPLC - Mass. Spec.

Lot-Sample #...:	A9I030186-005	**Work Order #...:**	LJ9N41CN	**Matrix.....:**	WG
Date Sampled...:	09/02/09 14:05	**Date Received..:**	09/03/09		
Prep Date.....:	09/12/09	**Analysis Date..:**	09/15/09		
Prep Batch #...:	9255095				
Dilution Factor:	1	**Method.....:**	SW846 6850		

PARAMETER	RESULT	REPORTING LIMIT	UNITS	MDL
Perchlorate	ND	0.50	ug/L	0.082

Tetra Tech NUS, Inc

Client Sample ID: MSA-DMW8S-090209

Dissolved HPLC - Mass. Spec.

Lot-Sample #...: A9I030186-003 Work Order #...: LJ9N11CQ Matrix.....: WG
Date Sampled...: 09/02/09 14:04 Date Received..: 09/03/09
Prep Date.....: 09/12/09 Analysis Date..: 09/15/09
Prep Batch #...: 9255095
Dilution Factor: 1 Method.....: SW846 6850

PARAMETER	RESULT	REPORTING LIMIT	UNITS	MDL
Perchlorate	ND	0.50	ug/L	0.082

Tetra Tech NUS, Inc

Client Sample ID: MSA-DMW9D-090209

Dissolved HPLC - Mass. Spec.

Lot-Sample #...:	A9I030186-002	**Work Order #...:**	LJ9NV1CN	**Matrix.....:**	WG
Date Sampled...:	09/02/09 13:20	**Date Received..:**	09/03/09		
Prep Date.....:	09/12/09	**Analysis Date..:**	09/15/09		
Prep Batch #...:	9255095				
Dilution Factor:	1	**Method.....:**	SW846 6850		

PARAMETER	RESULT	REPORTING LIMIT	UNITS	MDL
Perchlorate	ND	0.50	ug/L	0.082

Tetra Tech NUS, Inc

Client Sample ID: MSA-DMW9I-090209

Dissolved HPLC - Mass. Spec.

Lot-Sample #...: A9I030186-001 **Work Order #...:** LJ9NG1CN **Matrix.....:** WG
Date Sampled...: 09/02/09 12:05 **Date Received..:** 09/03/09
Prep Date.....: 09/12/09 **Analysis Date..:** 09/15/09
Prep Batch #...: 9255095
Dilution Factor: 1 **Method.....:** SW846 6850

PARAMETER	RESULT	REPORTING LIMIT	UNITS	MDL
Perchlorate	ND	0.50	ug/L	0.082

Tetra Tech NUS, Inc

Client Sample ID: MSA-DMW9S-090209

Dissolved HPLC - Mass. Spec.

Lot-Sample #...:	A9I030186-004	**Work Order #...:**	LJ9N21CQ	**Matrix.....:**	WG
Date Sampled...:	09/02/09 12:10	**Date Received..:**	09/03/09		
Prep Date.....:	09/12/09	**Analysis Date..:**	09/15/09		
Prep Batch #...:	9255095				
Dilution Factor:	1	**Method.....:**	SW846 6850		

PARAMETER	RESULT	REPORTING LIMIT	UNITS	MDL
Perchlorate	ND	0.50	ug/L	0.082

Tetra Tech NUS, Inc

Client Sample ID: MSA-MW18I-090109

Dissolved HPLC - Mass. Spec.

Lot-Sample #...: A9I020192-007 Work Order #...: LJ7J51CX Matrix.....: WG
Date Sampled...: 09/01/09 11:10 Date Received..: 09/02/09
Prep Date.....: 09/11/09 Analysis Date..: 09/14/09
Prep Batch #...: 9254350
Dilution Factor: 1 Method.....: SW846 6850

PARAMETER	RESULT	REPORTING LIMIT	UNITS	MDL
Perchlorate	0.13 J	0.50	ug/L	0.082

NOTE(S):

J Estimated result. Result is less than RL.

Tetra Tech NUS, Inc

Client Sample ID: MSA-MW18S-090109

Dissolved HPLC - Mass. Spec.

Lot-Sample #...: A9I020192-006 Work Order #...: LJ7J31CN Matrix.....: WG
Date Sampled...: 09/01/09 09:05 Date Received..: 09/02/09
Prep Date.....: 09/11/09 Analysis Date..: 09/22/09
Prep Batch #...: 9254350
Dilution Factor: 1 Method.....: SW846 6850

PARAMETER	RESULT	REPORTING LIMIT	UNITS	MDL
Perchlorate	ND	0.50	ug/L	0.082

Tetra Tech NUS, Inc

Client Sample ID: MSA-MW19D-090109

Dissolved HPLC - Mass. Spec.

Lot-Sample #...:	A9I020192-004	**Work Order #...:**	LJ7JX1CN	**Matrix.....:**	WG
Date Sampled...:	09/01/09 14:45	**Date Received..:**	09/02/09		
Prep Date.....:	09/11/09	**Analysis Date..:**	09/14/09		
Prep Batch #...:	9254350				
Dilution Factor:	1	**Method.....:**	SW846 6850		

PARAMETER	RESULT	REPORTING LIMIT	UNITS	MDL
Perchlorate	ND	0.50	ug/L	0.082

Tetra Tech NUS, Inc

Client Sample ID: MSA-MW19I-090109

Dissolved HPLC - Mass. Spec.

Lot-Sample #...:	A9I020192-008	**Work Order #...:**	LJ7J81CN	**Matrix.....:**	WG
Date Sampled...:	09/01/09 14:45	**Date Received..:**	09/02/09		
Prep Date.....:	09/11/09	**Analysis Date..:**	09/14/09		
Prep Batch #...:	9254350				
Dilution Factor:	1	**Method.....:**	SW846 6850		

PARAMETER	RESULT	REPORTING LIMIT	UNITS	MDL
Perchlorate	ND	0.50	ug/L	0.082

Tetra Tech NUS, Inc

Client Sample ID: MSA-MW24I-090109

Dissolved HPLC - Mass. Spec.

Lot-Sample #...:	A9I020192-003	**Work Order #...:**	LJ7JP1CN	**Matrix.....:**	WG
Date Sampled...:	09/01/09 11:45	**Date Received..:**	09/02/09		
Prep Date.....:	09/11/09	**Analysis Date..:**	09/14/09		
Prep Batch #...:	9254350				
Dilution Factor:	1	**Method.....:**	SW846 6850		

PARAMETER	RESULT	REPORTING LIMIT	UNITS	MDL
Perchlorate	ND	0.50	ug/L	0.082

Tetra Tech NUS, Inc

Client Sample ID: MSA-MW24S-090109

Dissolved HPLC - Mass. Spec.

Lot-Sample #...:	A9I020192-002	**Work Order #...:**	LJ7JC1CN	**Matrix.....:**	WG
Date Sampled...:	09/01/09 10:30	**Date Received..:**	09/02/09		
Prep Date.....:	09/11/09	**Analysis Date..:**	09/14/09		
Prep Batch #...:	9254350				
Dilution Factor:	1	**Method.....:**	SW846 6850		

PARAMETER	RESULT	REPORTING LIMIT	UNITS	MDL
Perchlorate	ND	0.50	ug/L	0.082

Tetra Tech NUS, Inc

Client Sample ID: MSA-MW30D-090109

Dissolved HPLC - Mass. Spec.

Lot-Sample #...:	A9I020192-001	Work Order #...:	LJ7GP1CN	Matrix.....:	WG
Date Sampled...:	09/01/09 08:45	Date Received..:	09/02/09		
Prep Date.....:	09/11/09	Analysis Date..:	09/16/09		
Prep Batch #...:	9254350				
Dilution Factor:	1	Method.....:	SW846 6850		

PARAMETER	RESULT	REPORTING LIMIT	UNITS	MDL
Perchlorate	0.090 J	0.50	ug/L	0.082

NOTE(S):

J Estimated result. Result is less than RL.

APPENDIX C
SUPPORT DOCUMENTATION

HOLDTIME

SDG 9I02192

SORT	UNITS	NSAMPLE	LAB_ID	QC_TYPE	SAMP_DATE	EXTR_DATE	ANAL_DATE	SMP_EXTR	EXTR_ANL	SMP_ANL
HG	UG/L	MSA-MW19D-090109	A9I020192004	NM	9/1/2009	9/3/2009	9/4/2009	1.802	1.120	2.922
HG	UG/L	MSA-MW30D-090109	A9I020192001	NM	9/1/2009	9/3/2009	9/4/2009	2.052	1.108	3.160
HG	UG/L	MSA-MW24S-090109	A9I020192002	NM	9/1/2009	9/3/2009	9/4/2009	1.979	1.117	3.096
HG	UG/L	MSA-MW19I-090109	A9I020192008	NM	9/1/2009	9/3/2009	9/4/2009	1.802	1.115	2.917
HG	UG/L	MSA-MW18S-090109	A9I020192006	NM	9/1/2009	9/3/2009	9/4/2009	2.038	1.126	3.164
HG	UG/L	MSA-MW18I-090109	A9I020192007	NM	9/1/2009	9/3/2009	9/4/2009	1.951	1.122	3.074
HG	UG/L	MSA-DMW9S-090209	A9I030186004	NM	9/2/2009	9/9/2009	9/10/2009	6.91	1.227	8.137
HG	UG/L	MSA-DMW4I-090109	A9I020192010	NM	9/1/2009	9/3/2009	9/4/2009	1.776	1.119	2.894
HG	UG/L	MSA-MW24I-090109	A9I020192003	NM	9/1/2009	9/3/2009	9/4/2009	1.927	1.112	3.039
HG	UG/L	MSA-DMW2S-090109	A9I020192011	NM	9/1/2009	9/3/2009	9/4/2009	1.726	1.128	2.853
HG	UG/L	MSA-DMW9I-090209	A9I030186001	NM	9/2/2009	9/9/2009	9/10/2009	6.913	1.198	8.111
HG	UG/L	MSA-DMW8D-090209	A9I030186006	NM	9/2/2009	9/9/2009	9/10/2009	6.781	1.215	7.996
HG	UG/L	MSA-DMW8I-090209	A9I030186005	NM	9/2/2009	9/9/2009	9/10/2009	6.83	1.207	8.037
HG	UG/L	MSA-DMW8S-090209	A9I030186003	NM	9/2/2009	9/9/2009	9/10/2009	6.831	1.222	8.053
HG	UG/L	MSA-DMW9D-090209	A9I030186002	NM	9/2/2009	9/9/2009	9/10/2009	6.861	1.205	8.066

SORT	UNITS	NSAMPLE	LAB_ID	QC_TYPE	SAMP_DATE	EXTR_DATE	ANAL_DATE	SMP_EXTR	EXTR_ANL	SMP_ANL
M	UG/L	MSA-DMW2S-090109	A9I020192011	NM	9/1/2009	9/3/2009	9/15/2009	1.726	12.29	14.02
M	UG/L	MSA-MW18S-090109	A9I020192006	NM	9/1/2009	9/3/2009	9/15/2009	2.038	12.26	14.3
M	UG/L	MSA-MW24S-090109	A9I020192002	NM	9/1/2009	9/3/2009	9/15/2009	1.979	12.23	14.21
M	UG/L	MSA-MW24I-090109	A9I020192003	NM	9/1/2009	9/3/2009	9/15/2009	1.927	12.24	14.17
M	UG/L	MSA-MW19I-090109	A9I020192008	NM	9/1/2009	9/3/2009	9/15/2009	1.802	12.27	14.07
M	UG/L	MSA-MW19D-090109	A9I020192004	NM	9/1/2009	9/3/2009	9/15/2009	1.802	12.25	14.05
M	UG/L	MSA-MW18S-090109	A9I020192006	NM	9/1/2009	9/4/2009	9/10/2009	3.347	6.079	9.426
M	UG/L	MSA-MW18S-090109	A9I020192006	NM	9/1/2009	9/4/2009	9/10/2009	3.347	5.833	9.181
M	UG/L	MSA-MW24S-090109	A9I020192002	NM	9/1/2009	9/3/2009	9/16/2009	1.979	12.99	14.97
M	UG/L	MSA-MW18I-090109	A9I020192007	NM	9/1/2009	9/3/2009	9/15/2009	1.951	12.26	14.22
M	UG/L	MSA-DMW9I-090209	A9I030186001	NM	9/2/2009	9/9/2009	9/15/2009	6.913	6.579	13.49
M	UG/L	MSA-DMW9D-090209	A9I030186002	NM	9/2/2009	9/9/2009	9/16/2009	6.861	6.601	13.46
M	UG/L	MSA-DMW8S-090209	A9I030186003	NM	9/2/2009	9/9/2009	9/16/2009	6.831	6.608	13.44
M	UG/L	MSA-DMW8I-090209	A9I030186005	NM	9/2/2009	9/9/2009	9/16/2009	6.83	6.621	13.45
M	UG/L	MSA-DMW8D-090209	A9I030186006	NM	9/2/2009	9/9/2009	9/16/2009	6.781	6.635	13.42
M	UG/L	MSA-MW30D-090109	A9I020192001	NM	9/1/2009	9/3/2009	9/15/2009	2.052	12.22	14.27
M	UG/L	MSA-DMW4I-090109	A9I020192010	NM	9/1/2009	9/3/2009	9/15/2009	1.776	12.28	14.05
M	UG/L	MSA-MW18I-090109	A9I020192007	NM	9/1/2009	9/4/2009	9/10/2009	3.260	5.858	9.119

SORT	UNITS	NSAMPLE	LAB_ID	QC_TYPE	SAMP_DATE	EXTR_DATE	ANAL_DATE	SMP_EXTR	EXTR_ANL	SMP_ANL
M	UG/L	MSA-DMW4I-090109	A9I020192010	NM	9/1/2009	9/4/2009	9/10/2009	3.085	6.098	9.183
M	UG/L	MSA-DMW9S-090209	A9I030186004	NM	9/2/2009	9/9/2009	9/16/2009	6.91	6.615	13.52
HGF	UG/L	MSA-MW18I-090109	A9I020192007	NM	9/1/2009	9/3/2009	9/4/2009	1.951	1.123	3.074
HGF	UG/L	MSA-DMW2S-090109	A9I020192011	NM	9/1/2009	9/3/2009	9/4/2009	1.726	1.128	2.854
HGF	UG/L	MSA-DMW4I-090109	A9I020192010	NM	9/1/2009	9/3/2009	9/4/2009	1.776	1.119	2.895
HGF	UG/L	MSA-DMW8D-090209	A9I030186006	NM	9/2/2009	9/9/2009	9/10/2009	6.781	1.216	7.997
HGF	UG/L	MSA-DMW8I-090209	A9I030186005	NM	9/2/2009	9/9/2009	9/10/2009	6.83	1.208	8.038
HGF	UG/L	MSA-DMW8S-090209	A9I030186003	NM	9/2/2009	9/9/2009	9/10/2009	6.831	1.224	8.054
HGF	UG/L	MSA-DMW9D-090209	A9I030186002	NM	9/2/2009	9/9/2009	9/10/2009	6.861	1.206	8.067
HGF	UG/L	MSA-DMW9S-090209	A9I030186004	NM	9/2/2009	9/9/2009	9/10/2009	6.91	1.228	8.138
HGF	UG/L	MSA-MW18S-090109	A9I020192006	NM	9/1/2009	9/3/2009	9/4/2009	2.038	1.127	3.165
HGF	UG/L	MSA-MW19D-090109	A9I020192004	NM	9/1/2009	9/3/2009	9/4/2009	1.802	1.122	2.924
HGF	UG/L	MSA-MW19I-090109	A9I020192008	NM	9/1/2009	9/3/2009	9/4/2009	1.802	1.116	2.918
HGF	UG/L	MSA-MW24I-090109	A9I020192003	NM	9/1/2009	9/3/2009	9/4/2009	1.927	1.113	3.040
HGF	UG/L	MSA-MW24S-090109	A9I020192002	NM	9/1/2009	9/3/2009	9/4/2009	1.979	1.118	3.097
HGF	UG/L	MSA-MW30D-090109	A9I020192001	NM	9/1/2009	9/3/2009	9/4/2009	2.052	1.111	3.163
HGF	UG/L	MSA-DMW9I-090209	A9I030186001	NM	9/2/2009	9/9/2009	9/10/2009	6.913	1.201	8.114
MF	UG/L	MSA-DMW4I-090109	A9I020192010	NM	9/1/2009	9/3/2009	9/15/2009	1.776	12.28	14.06

SORT	UNITS	NSAMPLE	LAB_ID	QC_TYPE	SAMP_DATE	EXTR_DATE	ANAL_DATE	SMP_EXTR	EXTR_ANL	SMP_ANL
MF	UG/L	MSA-MW30D-090109	A9I020192001	NM	9/1/2009	9/3/2009	9/15/2009	2.052	12.23	14.28
MF	UG/L	MSA-MW24S-090109	A9I020192002	NM	9/1/2009	9/3/2009	9/16/2009	1.979	13	14.98
MF	UG/L	MSA-DMW2S-090109	A9I020192011	NM	9/1/2009	9/3/2009	9/15/2009	1.726	12.3	14.02
MF	UG/L	MSA-DMW8D-090209	A9I030186006	NM	9/2/2009	9/9/2009	9/16/2009	6.781	6.639	13.42
MF	UG/L	MSA-DMW8I-090209	A9I030186005	NM	9/2/2009	9/9/2009	9/16/2009	6.83	6.624	13.45
MF	UG/L	MSA-DMW8S-090209	A9I030186003	NM	9/2/2009	9/9/2009	9/16/2009	6.831	6.611	13.44
MF	UG/L	MSA-DMW9D-090209	A9I030186002	NM	9/2/2009	9/9/2009	9/16/2009	6.861	6.605	13.47
MF	UG/L	MSA-MW19I-090109	A9I020192008	NM	9/1/2009	9/3/2009	9/15/2009	1.802	12.28	14.08
MF	UG/L	MSA-DMW9S-090209	A9I030186004	NM	9/2/2009	9/9/2009	9/16/2009	6.91	6.618	13.53
MF	UG/L	MSA-MW18I-090109	A9I020192007	NM	9/1/2009	9/3/2009	9/15/2009	1.951	12.27	14.22
MF	UG/L	MSA-MW18S-090109	A9I020192006	NM	9/1/2009	9/3/2009	9/15/2009	2.038	12.26	14.30
MF	UG/L	MSA-MW19D-090109	A9I020192004	NM	9/1/2009	9/3/2009	9/15/2009	1.802	12.25	14.06
MF	UG/L	MSA-MW24S-090109	A9I020192002	NM	9/1/2009	9/3/2009	9/15/2009	1.979	12.24	14.22
MF	UG/L	MSA-MW24I-090109	A9I020192003	NM	9/1/2009	9/3/2009	9/15/2009	1.927	12.24	14.17
MF	UG/L	MSA-DMW9I-090209	A9I030186001	NM	9/2/2009	9/9/2009	9/15/2009	6.913	6.583	13.5
ALK	MG/L	MSA-DMW4I-090109	A9I020192010	NM	9/1/2009	9/8/2009	9/8/2009	6.359	0	6.359
ALK	MG/L	MSA-MW18S-090109	A9I020192006	NM	9/1/2009	9/8/2009	9/8/2009	6.622	0	6.622
ALK	MG/L	MSA-MW18I-090109	A9I020192007	NM	9/1/2009	9/3/2009	9/3/2009	1.535	0	1.535

SORT	UNITS	NSAMPLE	LAB_ID	QC_TYPE	SAMP_DATE	EXTR_DATE	ANAL_DATE	SMP_EXTR	EXTR_ANL	SMP_ANL
CL	MG/L	MSA-MW18I-090109	A9I020192007	NM	9/1/2009	9/2/2009	9/2/2009	0.535	0.806	1.340
CL	MG/L	MSA-DMW4I-090109	A9I020192010	NM	9/1/2009	9/2/2009	9/2/2009	0.359	0.817	1.176
CL	MG/L	MSA-MW18S-090109	A9I020192006	NM	9/1/2009	9/4/2009	9/4/2009	2.622	0.556	3.178
CR6	MG/L	MSA-MW18S-090109	A9I020192006	NM	9/1/2009	9/2/2009	9/2/2009	1.043	-0.42	0.622
CR6	MG/L	MSA-MW30D-090109	A9I020192001	NM	9/1/2009	9/2/2009	9/2/2009	1.056	-0.42	0.635
CR6	MG/L	MSA-MW24S-090109	A9I020192002	NM	9/1/2009	9/2/2009	9/2/2009	0.985	-0.42	0.563
CR6	MG/L	MSA-MW24I-090109	A9I020192003	NM	9/1/2009	9/2/2009	9/2/2009	0.938	-0.43	0.510
CR6	MG/L	MSA-MW19I-090109	A9I020192008	NM	9/1/2009	9/2/2009	9/2/2009	0.814	-0.43	0.385
CR6	MG/L	MSA-MW19D-090109	A9I020192004	NM	9/1/2009	9/2/2009	9/2/2009	0.817	-0.43	0.385
CR6	MG/L	MSA-DMW8D-090209	A9I030186006	NM	9/2/2009	9/3/2009	9/3/2009	0.365	0	0.365
CR6	MG/L	MSA-DMW9S-090209	A9I030186004	NM	9/2/2009	9/3/2009	9/3/2009	0.493	0	0.493
CR6	MG/L	MSA-DMW2S-090109	A9I020192011	NM	9/1/2009	9/2/2009	9/2/2009	0.74	-0.43	0.309
CR6	MG/L	MSA-DMW9I-090209	A9I030186001	NM	9/2/2009	9/3/2009	9/3/2009	0.497	0	0.497
CR6	MG/L	MSA-DMW9D-090209	A9I030186002	NM	9/2/2009	9/3/2009	9/3/2009	0.444	0	0.444
CR6	MG/L	MSA-DMW8S-090209	A9I030186003	NM	9/2/2009	9/3/2009	9/3/2009	0.414	0	0.414
CR6	MG/L	MSA-DMW8I-090209	A9I030186005	NM	9/2/2009	9/3/2009	9/3/2009	0.413	0	0.413
CR6	MG/L	MSA-DMW4I-090109	A9I020192010	NM	9/1/2009	9/2/2009	9/2/2009	0.788	-0.43	0.359
CR6	MG/L	MSA-MW18I-090109	A9I020192007	NM	9/1/2009	9/2/2009	9/2/2009	0.958	-0.42	0.535

SORT	UNITS	NSAMPLE	LAB_ID	QC_TYPE	SAMP_DATE	EXTR_DATE	ANAL_DATE	SMP_EXTR	EXTR_ANL	SMP_ANL
DOC	MG/L	MSA-DMW4I-090109	A9I020192010	NM	9/1/2009	9/9/2009	9/9/2009	7.359	0	7.359
DOC	MG/L	MSA-MW18S-090109	A9I020192006	NM	9/1/2009	9/8/2009	9/8/2009	6.622	0	6.622
DOC	MG/L	MSA-MW18I-090109	A9I020192007	NM	9/1/2009	9/9/2009	9/9/2009	7.535	0	7.535
NTA	MG/L	MSA-DMW4I-090109	A9I020192010	NM	9/1/2009	9/2/2009	9/2/2009	0.359	0.817	1.176
NTA	MG/L	MSA-MW18I-090109	A9I020192007	NM	9/1/2009	9/2/2009	9/2/2009	0.535	0.772	1.306
NTA	MG/L	MSA-MW18S-090109	A9I020192006	NM	9/1/2009	9/4/2009	9/4/2009	2.622	0.544	3.166
NTI	MG/L	MSA-MW18S-090109	A9I020192006	NM	9/1/2009	9/4/2009	9/4/2009	2.622	0.544	3.166
NTI	MG/L	MSA-DMW4I-090109	A9I020192010	NM	9/1/2009	9/2/2009	9/2/2009	0.359	0.817	1.176
NTI	MG/L	MSA-MW18I-090109	A9I020192007	NM	9/1/2009	9/2/2009	9/2/2009	0.535	0.772	1.306
OPO4	MG/L	MSA-DMW4I-090109	A9I020192010	NM	9/1/2009	9/2/2009	9/2/2009	0.359	0.817	1.176
OPO4	MG/L	MSA-MW18I-090109	A9I020192007	NM	9/1/2009	9/2/2009	9/2/2009	0.535	0.772	1.306
OPO4	MG/L	MSA-MW18S-090109	A9I020192006	NM	9/1/2009	9/4/2009	9/4/2009	2.622	0.544	3.166
PCL	UG/L	MSA-MW30D-090109	A9I020192001	NM	9/1/2009	9/11/2009	9/16/2009	10.18	4.610	14.79
PCL	UG/L	MSA-MW24S-090109	A9I020192002	NM	9/1/2009	9/11/2009	9/14/2009	10.10	3.389	13.49
PCL	UG/L	MSA-MW24I-090109	A9I020192003	NM	9/1/2009	9/11/2009	9/14/2009	10.05	3.397	13.45
PCL	UG/L	MSA-MW18S-090109	A9I020192006	NM	9/1/2009	9/11/2009	9/22/2009	10.16	11.05	21.22
PCL	UG/L	MSA-MW19I-090109	A9I020192008	NM	9/1/2009	9/11/2009	9/14/2009	9.927	3.441	13.37
PCL	UG/L	MSA-DMW9D-090209	A9I030186002	NM	9/2/2009	9/12/2009	9/15/2009	10.03	3.213	13.24

SORT	UNITS	NSAMPLE	LAB_ID	QC_TYPE	SAMP_DATE	EXTR_DATE	ANAL_DATE	SMP_EXTR	EXTR_ANL	SMP_ANL
PCL	UG/L	MSA-MW19D-090109	A9I020192004	NM	9/1/2009	9/11/2009	9/14/2009	9.927	3.406	13.33
PCL	UG/L	MSA-DMW9S-090209	A9I030186004	NM	9/2/2009	9/12/2009	9/15/2009	10.08	3.239	13.32
PCL	UG/L	MSA-DMW9I-090209	A9I030186001	NM	9/2/2009	9/12/2009	9/15/2009	10.08	3.184	13.26
PCL	UG/L	MSA-DMW2S-090109	A9I020192011	NM	9/1/2009	9/11/2009	9/15/2009	9.851	3.866	13.72
PCL	UG/L	MSA-DMW4I-090109	A9I020192010	NM	9/1/2009	9/11/2009	9/14/2009	9.901	3.449	13.35
PCL	UG/L	MSA-DMW8D-090209	A9I030186006	NM	9/2/2009	9/12/2009	9/15/2009	9.948	3.256	13.20
PCL	UG/L	MSA-MW18I-090109	A9I020192007	NM	9/1/2009	9/11/2009	9/14/2009	10.08	3.432	13.51
PCL	UG/L	MSA-DMW8S-090209	A9I030186003	NM	9/2/2009	9/12/2009	9/15/2009	9.997	3.222	13.22
PCL	UG/L	MSA-DMW8I-090209	A9I030186005	NM	9/2/2009	9/12/2009	9/15/2009	9.997	3.247	13.24
SO4	MG/L	MSA-MW18S-090109	A9I020192006	NM	9/1/2009	9/4/2009	9/4/2009	2.622	0.556	3.178
SO4	MG/L	MSA-DMW4I-090109	A9I020192010	NM	9/1/2009	9/3/2009	9/3/2009	1.359	0.565	1.924
SO4	MG/L	MSA-MW18I-090109	A9I020192007	NM	9/1/2009	9/2/2009	9/2/2009	0.535	0.806	1.340
TDS	MG/L	MSA-DMW4I-090109	A9I020192010	NM	9/1/2009	9/3/2009	9/4/2009	1.359	1	2.359
TDS	MG/L	MSA-MW18S-090109	A9I020192006	NM	9/1/2009	9/3/2009	9/4/2009	1.622	1	2.622
TDS	MG/L	MSA-MW18I-090109	A9I020192007	NM	9/1/2009	9/3/2009	9/4/2009	1.535	1	2.535
OV	UG/L	TB-090109-02	A9I020192009	TB	9/1/2009	9/10/2009	9/10/2009	9	0.702	9.702
OV	UG/L	MSA-DMW8I-090209	A9I030186005	NM	9/2/2009	9/14/2009	9/14/2009	11.41	0.56	11.97
OV	UG/L	MSA-MW18I-090109	A9I020192007	NM	9/1/2009	9/11/2009	9/11/2009	9.535	0.622	10.16

SORT	UNITS	NSAMPLE	LAB_ID	QC_TYPE	SAMP_DATE	EXTR_DATE	ANAL_DATE	SMP_EXTR	EXTR_ANL	SMP_ANL
OV	UG/L	MSA-DMW9S-090209	A9I030186004	NM	9/2/2009	9/11/2009	9/11/2009	8.493	0.869	9.362
OV	UG/L	MSA-MW18S-090109	A9I020192006	NM	9/1/2009	9/11/2009	9/11/2009	9.622	0.606	10.23
OV	UG/L	MSA-DMW8S-090209	A9I030186003	NM	9/2/2009	9/15/2009	9/15/2009	12.41	0.469	12.88
OV	UG/L	TB-090109-01	A9I020192005	TB	9/1/2009	9/10/2009	9/10/2009	9	0.636	9.636
OV	UG/L	TB-090209	A9I030186007	TB	9/2/2009	9/15/2009	9/15/2009	13	0.485	13.49
OV	UG/L	MSA-MW24S-090109	A9I020192002	NM	9/1/2009	9/10/2009	9/10/2009	8.563	0.583	9.146
OV	UG/L	MSA-DMW9I-090209	A9I030186001	NM	9/2/2009	9/11/2009	9/11/2009	8.497	0.837	9.333
OV	UG/L	MSA-DMW9D-090209	A9I030186002	NM	9/2/2009	9/14/2009	9/14/2009	11.44	0.543	11.99
OV	UG/L	MSA-MW24I-090109	A9I020192003	NM	9/1/2009	9/10/2009	9/10/2009	8.510	0.6	9.110
OV	UG/L	MSA-MW19I-090109	A9I020192008	NM	9/1/2009	9/10/2009	9/10/2009	8.385	0.685	9.071
OV	UG/L	MSA-MW19D-090109	A9I020192004	NM	9/1/2009	9/10/2009	9/10/2009	8.385	0.619	9.005
OV	UG/L	MSA-DMW2S-090109	A9I020192011	NM	9/1/2009	9/11/2009	9/11/2009	9.309	0.655	9.964
OV	UG/L	MSA-DMW4I-090109	A9I020192010	NM	9/1/2009	9/11/2009	9/11/2009	9.359	0.639	9.998
OV	UG/L	MSA-DMW8D-090209	A9I030186006	NM	9/2/2009	9/11/2009	9/11/2009	8.365	0.903	9.267
OV	UG/L	MSA-MW30D-090109	A9I020192001	NM	9/1/2009	9/10/2009	9/10/2009	8.635	0.567	9.202
ETHA	UG/L	MSA-MW18I-090109	A9I020192007	NM	9/1/2009	9/9/2009	9/9/2009	7.535	0.675	8.21
ETHA	UG/L	MSA-MW18S-090109	A9I020192006	NM	9/1/2009	9/9/2009	9/9/2009	7.622	0.665	8.287
ETHA	UG/L	MSA-DMW4I-090109	A9I020192010	NM	9/1/2009	9/9/2009	9/9/2009	7.359	0.685	8.044

SORT	UNITS	NSAMPLE	LAB_ID	QC_TYPE	SAMP_DATE	EXTR_DATE	ANAL_DATE	SMP_EXTR	EXTR_ANL	SMP_ANL
ETHE	UG/L	MSA-DMW4I-090109	A9I020192010	NM	9/1/2009	9/9/2009	9/9/2009	7.359	0.685	8.044
ETHE	UG/L	MSA-MW18I-090109	A9I020192007	NM	9/1/2009	9/9/2009	9/9/2009	7.535	0.675	8.21
ETHE	UG/L	MSA-MW18S-090109	A9I020192006	NM	9/1/2009	9/9/2009	9/9/2009	7.622	0.665	8.287
METH	UG/L	MSA-DMW4I-090109	A9I020192010	NM	9/1/2009	9/9/2009	9/9/2009	7.359	0.685	8.044
METH	UG/L	MSA-MW18I-090109	A9I020192007	NM	9/1/2009	9/9/2009	9/9/2009	7.535	0.675	8.21
METH	UG/L	MSA-MW18S-090109	A9I020192006	NM	9/1/2009	9/9/2009	9/9/2009	7.622	0.665	8.287
DRO	UG/L	MSA-DMW9S-090209	A9I030186004	NM	9/2/2009	9/4/2009	9/5/2009	1.535	1.853	3.387
DRO	UG/L	MSA-MW18S-090109	A9I020192006	NM	9/1/2009	9/2/2009	9/5/2009	0.622	3.59	4.211
DRO	UG/L	MSA-MW24S-090109	A9I020192002	NM	9/1/2009	9/2/2009	9/5/2009	0.563	3.569	4.132
DRO	UG/L	MSA-DMW8S-090209	A9I030186003	NM	9/2/2009	9/4/2009	9/8/2009	1.456	4.468	5.924
GRO	UG/L	MSA-DMW8S-090209	A9I030186003	NM	9/2/2009	9/4/2009	9/4/2009	1.414	0.667	2.081
GRO	UG/L	MSA-DMW9S-090209	A9I030186004	NM	9/2/2009	9/8/2009	9/8/2009	5.493	0.668	6.161
GRO	UG/L	MSA-MW18S-090109	A9I020192006	NM	9/1/2009	9/8/2009	9/8/2009	6.622	0.646	7.267
GRO	UG/L	MSA-MW24S-090109	A9I020192002	NM	9/1/2009	9/2/2009	9/5/2009	0.563	3.569	4.132

CASE NARRATIVE

9I02192

The following report contains the analytical results for fifteen water samples and three quality control samples submitted to TestAmerica North Canton by Tetra Tech NUS, Inc from the MSA GW Sampling Site, project number 112IC02298. The samples were received September 02, 2009 and September 03, 2009, according to documented sample acceptance procedures.

The 8260 SIM 1,4 Dioxane analysis was performed at the TestAmerica Irvine Laboratory. Please refer to the narrative provided in the Irvine package

The 6850 Perchlorate analysis was performed at the TestAmerica West Sacramento Laboratory. Please refer to the narrative provided in the West Sacramento package.

The 6010B Metals analysis was performed at the TestAmerica Pittsburgh Laboratory. Please refer to the narrative provided in the Pittsburgh package.

TestAmerica utilizes USEPA approved methods in all analytical work. The samples presented in this report were analyzed for the parameter(s) listed on the analytical methods summary page in accordance with the method(s) indicated. A summary of QC data for these analyses is included at the back of the report.

TestAmerica North Canton attests to the validity of the laboratory data generated by TestAmerica facilities reported herein. All analyses performed by TestAmerica facilities were done using established laboratory SOPs that incorporate QA/QC procedures described in the applicable methods. TestAmerica's operations groups have reviewed the data for compliance with the laboratory QA/QC plan, and data have been found to be compliant with laboratory protocols unless otherwise noted below.

The test results in this report meet all NELAP requirements for parameters for which accreditation is required or available. Any exceptions to NELAP requirements are noted in this report. Pursuant to NELAP, this report may not be reproduced, except in full, without the written approval of the laboratory.

All parameters were evaluated to the method detection limit and include qualified results where applicable.

Please refer to the Quality Control Elements Narrative following this case narrative for additional quality control information.

If you have any questions, please call the Project Manager, Patrick J. O'Meara, at 330-497-9396.

CASE NARRATIVE (continued)

This report is sequentially paginated. The final page of the report is labeled as "END OF REPORT."

SUPPLEMENTAL QC INFORMATION

SAMPLE RECEIVING

The temperature of the cooler upon sample receipt was 1.6, 2.9 and 3.3°C.
See TestAmerica's Cooler Receipt Form for additional information.

GC/MS VOLATILES

The sample(s) that contained concentrations of target analyte(s) at a reportable level in the associated Method Blank(s) were flagged with "B". All target analytes in the Method Blank must be below the reporting limit (RL) or the associated sample(s) must be ND with the exception of common laboratory contaminants.

The sample(s) that contain results between the MDL and the RL were flagged with "J". There is a possibility of false positive or mis-identification at these quantitation levels. In analytical methods requiring confirmation of the analyte reported, confirmation was performed only down to the standard reporting limit (SRL). The acceptance criteria for QC samples may not be met at these quantitation levels.

2-Chloroethyl vinyl ether cannot be reliably recovered in an acid preserved sample.

The Closing CCV associated with batch 9251080 exceeded method criteria on the high side due to carryover from the previous sample. Since the sample result(s) was/were below the requested reporting limit the result(s) was/were accepted.

DISSOLVED GASES/RSK

The analytical results met the requirements of the laboratory's QA/QC program.

PURGEABLE PETROLEUM HYDROCARBONS-8015

The sample(s) that contained concentrations of target analyte(s) at a reportable level in the associated Method Blank(s) were flagged with "B". All target analytes in the Method Blank must be below the reporting limit (RL) or the associated sample(s) must be ND with the exception of common laboratory contaminants.

CASE NARRATIVE (continued)

PURGEABLE PETROLEUM HYDROCARBONS-8015

The sample(s) that contain results between the MDL and the RL were flagged with "J". There is a possibility of false positive or mis-identification at these quantitation levels. In analytical methods requiring confirmation of the analyte reported, confirmation was performed only down to the standard reporting limit (SRL). The acceptance criteria for QC samples may not be met at these quantitation levels.

EXTRACTABLE PETROLEUM HYDROCARBONS-8015

The sample(s) that contained concentrations of target analyte(s) at a reportable level in the associated Method Blank(s) were flagged with "B". All target analytes in the Method Blank must be below the reporting limit (RL) or the associated sample(s) must be ND with the exception of common laboratory contaminants.

The sample(s) that contain results between the MDL and the RL were flagged with "J". There is a possibility of false positive or mis-identification at these quantitation levels. In analytical methods requiring confirmation of the analyte reported, confirmation was performed only down to the standard reporting limit (SRL). The acceptance criteria for QC samples may not be met at these quantitation levels.

METALS

The sample(s) that contain results between the MDL and the RL were flagged with "B". There is the possibility of false positive or mis-identification at these quantitation levels. The acceptance criteria for the ICB, CCB, and Method Blank are +/- the standard reporting limit (SRL).

Serial dilution of a sample in this lot indicates that physical and chemical interferences were present. Refer to the sample report pages for the affected analytes flagged with "E".

The sample(s) had elevated reporting limits due to matrix interferences. Refer to the sample report pages for the affected analyte(s) flagged with "G".

The sample(s) that contained concentrations of target analyte(s) at a reportable level in the associated Method Blank(s) were flagged with "J". Refer to the sample report pages for the affected analyte(s).

Matrix spike recovery and relative percent difference (RPD) data were not calculated for some analytes for MSA-DMW9I-090209 due to the sample concentration reading greater than four times the spike amount. See the Matrix Spike Report for the affected analytes which will be flagged with "NC, MSB".

CASE NARRATIVE (continued)

METALS

The matrix spike/matrix spike duplicate(s) for MSA-DMW9I-090209 had recoveries outside acceptance limits. However, since the associated method blank(s) and laboratory control sample(s) were in control, no corrective action was necessary.

No ICP MS Form IX was provided for batch(es) 9252016 . The serial dilution was performed on a different sample from the same QC batch(es).

The sample duplicate RPD was outside the acceptance limits for some analytes. The result is less than five times the reporting limit; therefore, no corrective action is required. Refer to the sample duplicate report for RPDS that exceed 20%.

GENERAL CHEMISTRY

The sample(s) that contain results between the MDL and the RL were flagged with "B". There is the possibility of false positive or mis-identification at these quantitation levels. The acceptance criteria for the ICB, CCB, and Method Blank are +/- the standard reporting limit (SRL).

The sample(s) had elevated reporting limits due to matrix interferences. Refer to the sample report pages for the affected analyte(s) flagged with "G".

The sample(s) that contained concentrations of target analyte(s) at a reportable level in the associated Method Blank(s) were flagged with "J". Refer to the sample report pages for the affected analytes(s).

Matrix spike recovery and relative percent difference (RPD) data were not calculated for some analytes for batch(es) 9247143 due to the sample concentration reading greater than four times the spike amount. See the Matrix Spike Report for the affected analytes which will be flagged with "NC, MSB".

The matrix spike/matrix spike duplicate(s) for MSA-DMW8S-090209 had recoveries outside acceptance limits. However, since the associated method blank(s) and laboratory control sample(s) were in control, no corrective action was necessary.

The matrix spike/matrix spike duplicate(s) for batch(es) 9251181 and 9251187 had recoveries outside acceptance limits. However, since the associated method blank(s) and laboratory control sample(s) were in control, no corrective action was necessary.

The LCS and LCS DUP associated with bactch 9246100 was recovered high and outside of criteria for Orthophosphate Ion Chromatography. Since the analyte was not detected in any of the samples the results were accepted. Slight positive bias is not believed to have impacted data quality.

CASE NARRATIVE (continued)

GENERAL CHEMISTRY

The CCVs associated with batch 9251187 for Orthophosphate Ion Chromatography exceeded method criteria on the high side. Since the sample results were below the requested reporting limit the results were accepted.

QUALITY CONTROL ELEMENTS NARRATIVE

TestAmerica conducts a quality assurance/quality control (QA/QC) program designed to provide scientifically valid and legally defensible data. Toward this end, several types of quality control indicators are incorporated into the QA/QC program, which is described in detail in QA Policy, QA-003. These indicators are introduced into the sample testing process to provide a mechanism for the assessment of the analytical data. Program or agency specific requirements take precedence over the requirements listed in this narrative.

QC BATCH

Environmental samples are taken through the testing process in groups called QUALITY CONTROL BATCHES (QC batches). A QC batch contains up to twenty environmental samples of a similar matrix (water, soil) that are processed using the same reagents and standards. TestAmerica North Canton requires that each environmental sample be associated with a QC batch.

Several quality control samples are included in each QC batch and are processed identically to the twenty environmental samples.

For SW846/RCRA methods, QC samples include a METHOD BLANK (MB), a LABORATORY CONTROL SAMPLE (LCS) and, where appropriate, a MATRIX SPIKE/MATRIX SPIKE DUPLICATE (MS/MSD) pair or a MATRIX SPIKE/SAMPLE DUPLICATE (MS/DU) pair. If there is insufficient sample to perform an MS/MSD or an MS/DU, then a LABORATORY CONTROL SAMPLE DUPLICATE (LCSD) is included in the QC batch.

For 600 series/CWA methods, QC samples include a METHOD BLANK (MB), a LABORATORY CONTROL SAMPLE (LCS) and, where appropriate, a MATRIX SPIKE (MS). An MS is prepared and analyzed at a 10% frequency for GC Methods and at a 5% frequency for GC/MS methods.

LABORATORY CONTROL SAMPLE

The Laboratory Control Sample is a QC sample that is created by adding known concentrations of a full or partial set of target analytes to a matrix similar to that of the environmental samples in the QC batch. Multi peak responders may not be included in the target spike list due to co-elution. The LCS analyte recovery results are used to monitor the analytical process and provide evidence that the laboratory is performing the method within acceptable guidelines. All control analytes indicated by a bold type in the LCS must meet acceptance criteria. Failure to meet the established recovery guidelines requires the repreparation and reanalysis of all samples in the QC batch. Comparison of only the failed parameters from the first batch are evaluated. The only exception to the rework requirement is that if the LCS recoveries are biased high and the associated sample is ND (non-detected) for the parameter(s) of interest, the batch is acceptable.

At times, a Laboratory Control Sample Duplicate (LCSD) is also included in the QC batch. An LCSD is a QC sample that is created and handled identically to the LCS. Analyte recovery data from the LCSD is assessed in the same way as that of the LCS. The LCSD recoveries, together with the LCS recoveries, are used to determine the reproducibility (precision) of the analytical system. Precision data are expressed as relative percent differences (RPDs). If the RPD fails for an LCS/LCSD and yet the recoveries are within acceptance criteria, the batch is still acceptable.

METHOD BLANK

The Method Blank is a QC sample consisting of all the reagents used in analyzing the environmental samples contained in the QC batch. Method Blank results are used to determine if interference or contamination in the analytical system could lead to the reporting of false positive data or elevated analyte concentrations. All target analytes must be below the reporting limits (RL) or the associated sample(s) must be ND except under the following circumstances:

- Common organic contaminants may be present at concentrations up to 5 times the reporting limits. Common metals contaminants may be present at concentrations up to 2 times the reporting limit, or the reported blank concentration must be twenty fold less than the concentration reported in the associated environmental samples. (See common laboratory contaminants listed in the table.)

Volatile (GC or GC/MS)	Semivolatile (GC/MS)	Metals ICP-MS	Metals ICP Trace
Methylene Chloride, Acetone, 2-Butanone	Phthalate Esters	Copper, Iron, Zinc, Lead, Calcium, Magnesium, Potassium, Sodium, Barium, Chromium, Manganese	Copper, Iron, Zinc, Lead

QUALITY CONTROL ELEMENTS NARRATIVE (continued)

- Organic blanks will be accepted if compounds detected in the blank are present in the associated samples at levels 10 times the blank level. Inorganic blanks will be accepted if elements detected in the blank are present in the associated samples at 20 times the blank level.

- Blanks will be accepted if the compounds/elements detected are not present in any of the associated environmental samples.

Failure to meet these Method Blank criteria requires the repreparation and reanalysis of all samples in the QC batch.

MATRIX SPIKE/MATRIX SPIKE DUPLICATE

A Matrix Spike and a Matrix Spike Duplicate are a pair of environmental samples to which known concentrations of a full or partial set of target analytes are added. The MS/MSD results are determined in the same manner as the results of the environmental sample used to prepare the MS/MSD. The analyte recoveries and the relative percent differences (RPDs) of the recoveries are calculated and used to evaluate the effect of the sample matrix on the analytical results. Due to the potential variability of the matrix of each sample, the MS/MSD results may not have an immediate bearing on any samples except the one spiked; therefore, the associated batch MS/MSD may not reflect the same compounds as the samples contained in the analytical report. When these MS/MSD results fail to meet acceptance criteria, the data is evaluated. If the LCS is within acceptance criteria, the batch is considered acceptable.

For certain methods, a Matrix Spike/Sample Duplicate (MS/DU) may be included in the QC batch in place of the MS/MSD. For the parameters (i.e. pH, ignitability) where it is not possible to prepare a spiked sample, a Sample Duplicate may be included in the QC batch. However, a Sample Duplicate is less likely to provide usable precision statistics depending on the likelihood of finding concentrations below the standard reporting limit. When the Sample Duplicate result fails to meet acceptance criteria, the data is evaluated.

For certain methods (600 series methods/CWA), a Matrix Spike is required in place of a Matrix Spike/Matrix Spike Duplicate (MS/MSD) or Matrix Spike/Sample Duplicate (MS/DU).

The acceptance criteria do not apply to samples that are diluted.

SURROGATE COMPOUNDS

In addition to these batch-related QC indicators, each organic environmental and QC sample is spiked with surrogate compounds. Surrogates are organic chemicals that behave similarly to the analytes of interest and that are rarely present in the environment. Surrogate recoveries are used to monitor the individual performance of a sample in the analytical system.

If surrogate recoveries are biased high in the LCS, LCSD, or the Method Blank, and the associated sample(s) are ND, the batch is acceptable. Otherwise, if the LCS, LCSD, or Method Blank surrogate(s) fail to meet recovery criteria, the entire sample batch is reprepared and reanalyzed. If the surrogate recoveries are outside criteria for environmental samples, the samples will be reprepared and reanalyzed unless there is objective evidence of matrix interference or if the sample dilution is greater than the threshold outlined in the associated method SOP.

The acceptance criteria do not apply to samples that are diluted. All other surrogate recoveries will be reported.

For the GC/MS BNA methods, the surrogate criterion is that two of the three surrogates for each fraction must meet acceptance criteria. The third surrogate must have a recovery of ten percent or greater.

For the Pesticide and PCB methods, the surrogate criterion is that one of two surrogate compounds must meet acceptance criteria. The second surrogate must have a recovery of 10% or greater.

TestAmerica Certifications and Approvals:

The laboratory is certified for the analytes listed on the documents below. These are available upon request.
California (#01144CA), Connecticut (#PH-0590), Florida (#E87225),
Illinois (#200004), Kansas (#E10336), Minnesota (#39-999-348), New Jersey (#OH001), New York (#10975), Nevada (#OH-000482008A), OhioVAP (#CL0024), Pennsylvania (#008), West Virginia (#210), Wisconsin (#999518190),NAVY, ARMY, USDA Soil Permit

Case Narrative

TestAmerica West Sacramento Project Number A9I020192

General Comments

Note: Per the method, a laboratory control sample (LCS) & synthetic matrix check sample (SMCS) were analyzed with the samples. Both have been reported under the LCS report under the following work orders:
LCS – LKMXL1AC
SMCS – LKMXL1AD

There are no anomalies associated with this project.

Case Narrative

TestAmerica West Sacramento Project Number A9I030186

General Comments
Note: Per the method, a laboratory control sample (LCS) & synthetic matrix check sample (SMCS) were analyzed with the samples. Both have been reported under the LCS report under the following work orders:
LCS – LKP081AC
SMCS – LKP081AE

WATER, 6850/DOD Handbook, Perchlorate
Sample(s): 1, 2, 3, 4, 5, 6
The matrix spikes, which were performed on sample 1, have a low matrix spike duplicate recovery and a high RPD due to possible matrix interferences. Since the laboratory control sample met acceptance criteria, no corrective action was performed.

There are no other anomalies associated with this project.

SAMPLE SUMMARY

9I02192 : A9I020192

WO #	SAMPLE#	CLIENT SAMPLE ID	SAMPLED DATE	SAMP TIME
LJ7GP	001	MSA-MW30D-090109	09/01/09	08:45
LJ7JC	002	MSA-MW24S-090109	09/01/09	10:30
LJ7JP	003	MSA-MW24I-090109	09/01/09	11:45
LJ7JX	004	MSA-MW19D-090109	09/01/09	14:45
LJ7J1	005	TB-090109-01	09/01/09	
LJ7J3	006	MSA-MW18S-090109	09/01/09	09:05
LJ7J5	007	MSA-MW18I-090109	09/01/09	11:10
LJ7J8	008	MSA-MW19I-090109	09/01/09	14:45
LJ7KG	009	TB-090109-02	09/01/09	
LJ7KK	010	MSA-DMW4I-090109	09/01/09	15:23
LJ7KN	011	MSA-DMW2S-090109	09/01/09	16:35

NOTE(S):

- The analytical results of the samples listed above are presented on the following pages.
- All calculations are performed before rounding to avoid round-off errors in calculated results.
- Results noted as "ND" were not detected at or above the stated limit.
- This report must not be reproduced, except in full, without the written approval of the laboratory.
- Results for the following parameters are never reported on a dry weight basis: color, corrosivity, density, flashpoint, ignitability, layers, odor, paint filter test, pH, porosity pressure, reactivity, redox potential, specific gravity, spot tests, solids, solubility, temperature, viscosity, and weight.

(Continued on next page)

SAMPLE SUMMARY

9I02192 : A9I030186

WO #	SAMPLE#	CLIENT SAMPLE ID	SAMPLED DATE	SAMP TIME
LJ9NG	001	MSA-DMW9I-090209	09/02/09	12:05
LJ9NV	002	MSA-DMW9D-090209	09/02/09	13:20
LJ9N1	003	MSA-DMW8S-090209	09/02/09	14:04
LJ9N2	004	MSA-DMW9S-090209	09/02/09	12:10
LJ9N4	005	MSA-DMW8I-090209	09/02/09	14:05
LJ9N6	006	MSA-DMW8D-090209	09/02/09	15:15
LJ9N7	007	TB-090209	09/02/09	

NOTE(S):

- The analytical results of the samples listed above are presented on the following pages.
- All calculations are performed before rounding to avoid round-off errors in calculated results.
- Results noted as "ND" were not detected at or above the stated limit.
- This report must not be reproduced, except in full, without the written approval of the laboratory.
- Results for the following parameters are never reported on a dry weight basis: color, corrosivity, density, flashpoint, ignitability, layers, odor, paint filter test, pH, porosity pressure, reactivity, redox potential, specific gravity, spot tests, solids, solubility, temperature, viscosity, and weight.

ANALYTICAL METHODS SUMMARY

9I02192

PARAMETER	ANALYTICAL METHOD
Alkalinity	MCAWW 310.1
Chloride	MCAWW 300.0A
Dissolved Gases in Water	RSK SOP-175
Dissolved Organic Carbon	SW846 9060
Extractable Petroleum Hydrocarbons	SW846 8015B
Filterable Residue (TDS)	MCAWW 160.1
Hexavalent Chromium	SW846 7196A
ICP-MS (6020)	SW846 6020
Mercury in Liquid Waste (Manual Cold-Vapor)	SW846 7470A
Nitrate as N	MCAWW 300.0A
Nitrite as N	MCAWW 300.0A
Perchlorate by 6850	SW846 6850
Phosphate as P, Ortho	MCAWW 300.0A
Sulfate	MCAWW 300.0A
Trace Inductively Coupled Plasma (ICP) Metals	SW846 6010B
Volatile Organics by GC/MS	SW846 8260B
Volatile Petroleum Hydrocarbons	SW846 8015B

References:

MCAWW "Methods for Chemical Analysis of Water and Wastes", EPA-600/4-79-020, March 1983 and subsequent revisions.

RSK Sample Prep and Calculations for Dissolved Gas Analysis in Water Samples Using a GC Headspace Equilibration Technique, RSKSOP-175, REV. 0, 8/11/94, USEPA Research Lab

SW846 "Test Methods for Evaluating Solid Waste, Physical/Chemical Methods", Third Edition, November 1986 and its updates.

Chain of Custody Record

TestAmerica
THE LEADER IN ENVIRONMENTAL TESTING

Temperature on Receipt _____

Drinking Water? Yes ☐ No ☒

TAL-4124 (1007)

Client: TetraTech NUS, Inc.	Project Manager: Dev Murali	Date: 9/1/09	Chain of Custody Number: 154905
Address: 20251 Century Blvd. Suite 200	Telephone Number (Area Code)/Fax Number: (301) 528-3063	Lab Number:	Page 1 of 1
City: Germantown / State: MD / Zip Code: 20874	Site Contact: Dawn Markiewicz	Lab Contact:	
Project Name and Location (State): MSA GW Sampling	Carrier/Waybill Number:		
Contract/Purchase Order/Quote No.			

Sample I.D. No. and Description (Containers for each sample may be combined on one line)	Date	Time	Matrix: Air	Aqueous	Sed.	Soil	Containers & Preservatives: Unpres.	H2SO4	HNO3	HCl	NaOH	ZnAc/NaOH	Analysis (Attach list if more space is needed): VOC+TIC	1,4-Dioxane	CR (VI)	Total Metals	Dissolved Metals	Perchlorate	GRO	DRO	TDS, Alk, anions	Dissolved Gasses	Fe, Mn, Ca, Na, Sr	DOC
MSA-MW30D-090109	9/1/09	0845		X			X		X	X			X	X	X	X	X	X						
MSA-MW34S-090109	9/1/09	1030		X			X		X	X			X	X	X	X	X	X						
MSA-MW34I-090109	9/1/09	1145		X			X		X	X			X	X	X	X	X	X	X	X				
MSA-MW19D-090109	9/1/09	1445		X			X		X	X			X	X	X	X	X	X						
TB-090109-01	9/1/09	—		X					X	X			X	X	X	X	X	X						
MSA-MW18S-090109	9/1/09	0905		X			X	X	X	X			X											
MSA-MW18I-090109	9/1/09	1110		X			X	X	X	X			X	X	X	X	X	X	X	X	X	X	X	X
MSA-MW19I-090109	9/1/09			X			X		X	X			X	X	X	X	X	X			X	X	X	X
TB-090109-02	9/1/09	—		X						X			X	X	X	X	X	X						
MSA-MW4I-090109	9/1/09	1528		X			X	X	X	X			X	X	X	X	X	X			X	X	X	X

Possible Hazard Identification
☒ Non-Hazard ☐ Flammable ☐ Skin Irritant ☐ Poison B ☐ Unknown

Sample Disposal
☐ Return To Client ☒ Disposal By Lab ☐ Archive For _____ Months (A fee may be assessed if samples are retained longer than 1 month)

Turn Around Time Required
☐ 24 Hours ☐ 48 Hours ☐ 7 Days ☐ 14 Days ☐ 21 Days ☐ Other _____

QC Requirements (Specify)

Special Instructions/ Conditions of Receipt

	Date	Time		Date	Time
1. Relinquished By	9-1-09		1. Received By	9-2-09	9:20
2. Relinquished By			2. Received By		
3. Relinquished By			3. Received By		

Comments

DISTRIBUTION: WHITE - Returned to Client with Report; CANARY - Stays with the Sample; PINK - Field Copy

North Canton

TestAmerica Cooler Receipt Form/Narrative
North Canton Facility

Lot Number: A9I020192

Client Tetra Tech Project MSA By: [signature] (Signature)
Cooler Received on 9-2-09 Opened on 9-2-09
FedEx ☒ UPS ☐ DHL ☐ FAS ☐ Stetson ☐ Client Drop Off ☐ TestAmerica Courier ☐ Other
TestAmerica Cooler # Multiple Coolers ☒ Foam Box ☐ Client Cooler ☐ Other

1. Were custody seals on the outside of the cooler(s)? Yes ☒ No ☐ Intact? Yes ☒ No ☐ NA ☐
   If YES, Quantity 4 Quantity Unsalvageable
   Were custody seals on the outside of cooler(s) signed and dated? Yes ☒ No ☐ NA ☐
   Were custody seals on the bottle(s)? Yes ☐ No ☒
   If YES, are there any exceptions?
2. Shippers' packing slip attached to the cooler(s)? Yes ☒ No ☐
3. Did custody papers accompany the sample(s)? Yes ☒ No ☐ Relinquished by client? Yes ☒ No ☐
4. Were the custody papers signed in the appropriate place? Yes ☒ No ☐
5. Packing material used: Bubble Wrap ☒ Foam ☐ None ☐ Other
6. Cooler temperature upon receipt °C See back of form for multiple coolers/temps ☒
   METHOD: IR ☒ Other ☐
   COOLANT: Wet Ice ☒ Blue Ice ☐ Dry Ice ☐ Water ☐ None ☐
7. Did all bottles arrive in good condition (Unbroken)? Yes ☒ No ☐
8. Could all bottle labels be reconciled with the COC? Yes ☒ No ☐
9. Were sample(s) at the correct pH upon receipt? Yes ☒ No ☐ NA ☐
10. Were correct bottle(s) used for the test(s) indicated? Yes ☒ No ☐
11. Were air bubbles >6 mm in any VOA vials? Yes ☐ No ☒ NA ☐
12. Sufficient quantity received to perform indicated analyses? Yes ☒ No ☐
13. Was a trip blank present in the cooler(s)? Yes ☒ No ☐ Were VOAs on the COC? Yes ☒ No ☐

Contacted PM PJO Date 9/2/09 by AM via Verbal ☒ Voice Mail ☐ Other ☐
Concerning #14

14. CHAIN OF CUSTODY

The following discrepancies occurred:

Received Sample ID MSA-DMW2S-090109, 9/01/09 @ 1635 not on COC. Will log tests per bottles received.
Sample MSA-MW19I - no time on COC, will log time per bottle

15. SAMPLE CONDITION

Sample(s) were received after the recommended holding time had expired.
Sample(s) were received in a broken container.
Sample(s) were received with bubble >6 mm in diameter. (Notify PM)

16. SAMPLE PRESERVATION

Sample(s) were further preserved in Sample Receiving to meet recommended pH level(s). *Nitric Acid Lot# 031909-HNO_3; Sulfuric Acid Lot# 100108-H_2SO_4; Sodium Hydroxide Lot# 100108 -NaOH; Hydrochloric Acid Lot# 092006-HCl; Sodium Hydroxide and Zinc Acetate Lot# 050205-$(CH_3COO)_2ZN$/NaOH.* What time was preservative added to sample(s)?

Client ID	pH	Date	Initials
MW30D	<2<2	9/2/09	AM
MW24S	<2<2		
MW24I	<2<2		
MW19D	<2<2		
MW18S	<2<2 ~~<2<2~~ AM		
MW18I	<2<2 <2<2		
MW19I	<2<2		
MW4I	<2<2<2		

TestAmerica Cooler Receipt Form/Narrative
North Canton Facility

Client ID	pH	Date	Initials
DMW25	<2x2	9/2/09	dm

Cooler #	Temp. °C	Method	Coolant
241-520	2.9	IR	Ice
no #	1.6	IR	Ice

Discrepancies Cont'd:

Chain of Custody Record

Temperature on Receipt _____

Drinking Water? Yes ☐ No ☒

TestAmerica
THE LEADER IN ENVIRONMENTAL TESTING

37

TAL-4124 (1007)

Client	Project Manager	Date	Chain of Custody Number
TetraTech NUS, Inc	Dev Murali	9/2/09	155191
Address	**Telephone Number (Area Code)/Fax Number**	**Lab Number**	**Page** 1 of 1
20251 Century Blvd. Suite 200	(301) 528-3063		
City / **State** / **Zip Code**	**Site Contact**	**Lab Contact**	
Germantown / MD / 20874	Dawn Markiewicz		
Project Name and Location (State)	**Carrier/Waybill Number**		
MSA GW Sampling			
Contract/Purchase Order/Quote No.			

Sample I.D. No. and Description (Containers for each sample may be combined on one line)	Date	Time	Matrix: Air	Aqueous	Sed.	Soil	Containers & Preservatives: Unpres.	H2SO4	HNO3	HCl	NaOH	ZnAc/ NaOH	Analysis (Attach list if more space is needed): VOC+TIC	1,4-Dioxane	Perchlorate	Total Metals	Dissolved Metals	Cr(VI)	GRO	DRO	Special Instructions/ Conditions of Receipt
MSA-DMW9T-090209	9/2/09	1205		X			X		X	X			X	X	X	X	X	X			
MSA-DMW9D-090209	9/2/09	1330		X			X		X	X			X	X	X	X	X	X			
MSA-DMW8S-090209	9/2/09	1404		X			X		X	X			X	X	X	X	X	X	X	X	
MSA-DMW9S-090209	9/2/09	1210		X			X		X	X			X	X	X	X	X	X	X	X	
MSA-DMW8I-090209	9/2/09	1405		X			X		X	X			X	X	X	X	X	X			
MSA-DMW8D-090209	9/2/09	1515		X			X		X	X			X	X	X	X	X	X			
TB-090209	9/2/09	—		X						X			X								

Possible Hazard Identification
☒ Non-Hazard ☐ Flammable ☐ Skin Irritant ☐ Poison B ☐ Unknown

Sample Disposal
☐ Return To Client ☒ Disposal By Lab ☐ Archive For _____ Months (A fee may be assessed if samples are retained longer than 1 month)

Turn Around Time Required
☐ 24 Hours ☐ 48 Hours ☐ 7 Days ☐ 14 Days ☐ 21 Days ☐ Other _____

QC Requirements (Specify)

	Date	Time		Date	Time
1. Relinquished By: Dawn L Markiewicz	9/2/09	1600	1. Received By: Chris Livingood	9-3-09	9:10
2. Relinquished By			2. Received By		
3. Relinquished By			3. Received By		

Comments

DISTRIBUTION: WHITE - Returned to Client with Report; CANARY - Stays with the Sample; PINK - Field Copy

North Canton

TestAmerica Cooler Receipt Form/Narrative **Lot Number:** 440030186
North Canton Facility

Client Tetra Tech Project NSA By: (Signature)
Cooler Received on 9-3-09 Opened on 9-3-09
FedEx ☒ UPS ☐ DHL ☐ FAS ☐ Stetson ☐ Client Drop Off ☐ TestAmerica Courier ☐ Other
TestAmerica Cooler # Multiple Coolers ☐ Foam Box ☐ Client Cooler ☒ Other

1. Were custody seals on the outside of the cooler(s)? Yes ☒ No ☐ Intact? Yes ☒ No ☐ NA ☐
   If YES, Quantity 1 Quantity Unsalvageable
   Were custody seals on the outside of cooler(s) signed and dated? Yes ☒ No ☐ NA ☐
   Were custody seals on the bottle(s)? Yes ☐ No ☒
   If YES, are there any exceptions?
2. Shippers' packing slip attached to the cooler(s)? Yes ☒ No ☐
3. Did custody papers accompany the sample(s)? Yes ☒ No ☐ Relinquished by client? Yes ☒ No ☐
4. Were the custody papers signed in the appropriate place? Yes ☒ No ☐
5. Packing material used: Bubble Wrap ☒ Foam ☐ None ☐ Other
6. Cooler temperature upon receipt 3.3 °C See back of form for multiple coolers/temps ☐
   METHOD: IR ☒ Other ☐
   COOLANT: Wet Ice ☒ Blue Ice ☐ Dry Ice ☐ Water ☐ None ☐
7. Did all bottles arrive in good condition (Unbroken)? Yes ☒ No ☐
8. Could all bottle labels be reconciled with the COC? Yes ☒ No ☐
9. Were sample(s) at the correct pH upon receipt? Yes ☒ No ☐ NA ☐
10. Were correct bottle(s) used for the test(s) indicated? Yes ☒ No ☐
11. Were air bubbles >6 mm in any VOA vials? Yes ☐ No ☒ NA ☐
12. Sufficient quantity received to perform indicated analyses? Yes ☒ No ☐
13. Was a trip blank present in the cooler(s)? Yes ☒ No ☐ Were VOAs on the COC? Yes ☒ No ☐

Contacted PM Date by via Verbal ☐ Voice Mail ☐ Other ☐
Concerning

14. CHAIN OF CUSTODY

The following discrepancies occurred:

15. SAMPLE CONDITION

Sample(s) were received after the recommended holding time had expired.
Sample(s) were received in a broken container.
Sample(s) were received with bubble >6 mm in diameter. (Notify PM)

16. SAMPLE PRESERVATION

Sample(s) were further preserved in Sample Receiving to meet recommended pH level(s). *Nitric Acid Lot#* 031909-HNO_3; *Sulfuric Acid Lot#* 100108-H_2SO_4; *Sodium Hydroxide Lot#* 100108 -*NaOH; Hydrochloric Acid Lot#* 092006-*HCl; Sodium Hydroxide and Zinc Acetate Lot#* 050205-$(CH_3COO)_2ZN/NaOH$. What time was preservative added to sample(s)?

Client ID	pH	Date	Initials
1205	<2 <2	9/3/09	CSL
1320	<2 <2		
1404	<2 <2		
1210	<2 <2		
1405	<2 <2		
1515	<2 <2		

Sample Calc -Total Metals-

MSA-DMW9I-090209

LJ9NG 9/15/2009 23:54:23 QC Status: PASS (Initial: PASS)

User Pre-dilution: 1.000

Run	Time	6Li	9Be	10B
		ppb	ppb	ppb
x		74.390%	1.717	116.900
%RSD		0.776	9.660	2.468
Run	**Time**	**23Na**	**25Mg**	**27Al**
		ppb	ppb	ppb
x		T 86740.000	32090.000	M 11290.000
%RSD		T 0.782	0.112	M 0.103
Run	**Time**	**35Cl**	**43Ca**	**45Sc**
		ppb	ppb	ppb
x		0.000	56230.000	65.706%
%RSD		0.000	0.694	0.695
Run	**Time**	**45Sc**	**47Ti**	**51V**
		ppb	ppb	ppb
x		86.235%	120.400	66.100
%RSD		2.059	5.685	0.884
Run	**Time**	**52Cr**	[redacted]	**55Mn**
		ppb	[redacted]	ppb
x		41.440	7.655	TM 5359.000
%RSD		1.475	18.030	TM 0.285
Run	**Time**	**56Fe**	**59Co**	**60Ni**
		ppb	ppb	ppb
x		T 15000.000	M 329.900	83.620
%RSD		T 0.840	M 0.471	2.971
Run	**Time**	**65Cu**	**66Zn**	**72Ge**
		ppb	ppb	ppb
x		57.310	M 287.500	87.813%
%RSD		0.760	M 0.973	1.684
Run	**Time**	**75As**	[redacted]	**78Se**
		ppb	[redacted]	ppb
x		14.880	0.598	5.623
%RSD		2.749	22.550	12.680
Run	**Time**	**88Sr**	**95Mo**	**105Pd**
		ppb	ppb	ppb
x		M 332.900	3.440	0.000
%RSD		M 1.431	9.067	0.000
Run	**Time**	**107Ag**	[redacted]	**111Cd**
		ppb	[redacted]	ppb
x		0.179	-12.420	3.367
%RSD		10.930	130.400	6.444
Run	**Time**	**115In**	**118Sn**	**121Sb**
		ppb	ppb	ppb
x		88.842%	1.662	1.713
%RSD		1.820	1.635	3.483
Run	**Time**	**137Ba**	**159Tb**	**165Ho**
		ppb	ppb	ppb
x		79.850	0.000	0.000
%RSD		0.669	0.000	0.000
Run	**Time**	**182W**	**205Tl**	**208Pb**
		ppb	ppb	ppb
x		3.467	0.346	38.000
%RSD		2.574	4.793	0.500

Run	Time	209Bi
		ppb
x		90.289%
%RSD		0.489

Copper
Reported Result: 57.3 µg/L

North Canton

Sample Calc TOTAL -Mercury

Line	Conc.	Units	SD/RSD	1	2	3	4	5

*** Sample ID: LJ9NGF Seq: 81 14:49:56 10 Sep 09 HG

Hg -.0795 ppb .0000 -.0795

*** Check Standard: 6 Ck6CCV Seq: 82 14:51:56 10 Sep 09 HG

Line	Flag	%Rcv.	Found	True	Units	SD/RSD
Hg		105.7	5.286	5.000	ppb	.0000

*** Check Standard: 5 Ck5CCB Seq: 83 14:53:33 10 Sep 09 HG

Line	Flag	%Rcv.	Found	True	Units	SD/RSD
Hg		^^^^^^	.0567	.0000	ppb	.0000

*** Sample ID: LJ9NV Seq: 84 14:55:01 10 Sep 09 HG

Hg .0339 ppb .0000 .0339

*** Sample ID: LJ9NVF Seq: 85 14:56:42 10 Sep 09 HG

Hg .0948 ppb .0000 .0948

Mercury reported result 0.2 µg/L

MSA-DMW8I-090209

*** Sample ID: LJ9N4 Seq: 86 14:58:11 10 Sep 09 HG

Hg .1956 ppb .0000 .1956

*** Sample ID: LJ9N4F Seq: 87 15:00:28 10 Sep 09 HG

Hg .0541 ppb .0000 .0541

*** Sample ID: LKE18 Seq: 88 15:02:32 10 Sep 09 HG

Hg .0556 ppb .0000 .0556

*** Sample ID: LKE18F Seq: 89 15:04:41 10 Sep 09 HG

Hg .0939 ppb .0000 .0939

*** Sample ID: LKE2P Seq: 90 15:06:30 10 Sep 09 HG

Hg 1.521 ppb .0000 1.521

*** Sample ID: LKE2PF Seq: 91 15:08:06 10 Sep 09 HG

Hg .0894 ppb .0000 .0894

*** Sample ID: LJ9N6 Seq: 92 15:09:55 10 Sep 09 HG

Hg -.0578 ppb .0000 -.0578

*** Sample ID: LJ9N6F Seq: 93 15:11:45 10 Sep 09 HG

Hg .0481 ppb .0000 .0481

Sample Calc
-perchlorate-

TestAmerica Inc.
Perchlorate by 6850/DOD Handbook SAC-LC-0012

Batch Data Path D:\Masshunter\Data\perchlorate_3KNM191731VE\09142009-PERC\QuantResults\14SE09-6850.batch.xml

Analysis Information

Acquisition Date - Time	9/14/2009 23:47
Analyst	BarnettJ
Data File	14SE09-6850-052.d
Acquisition Method	PercMRM_new.m
Sample Name	A9I020192-10, 9254350, 20mL/20mL MSA-DMW4I-090109
Sample Identification	LJ7KK1C5
Sample Information	IC-Pak Anion HR 75x4 6mm, T=40°C, 35:65 isocratic, 80uL injection, coil=25, frag=120, source=2000v.
Sample Type	Sample
Sample Position	P1-D7

perchlorate reported result: 4.6 µg/L

Quantitation Results

Name	Type	RT	Area	Precursor	Product	Final Conc.	Injection Conc.	Dilution
Perchlorate	Target	8.000	65598	99	83	4.58228	4.58228	1
Perchlorate-(35Cl18O4)	ISTD	8.000	145273	107	89			1

Qualifier Ion	Area	Precursor	Product	Ratio	Min	Max
Perchlorate	21442	101	85	3.06	2.30	3.80
Perchlorate-(35Cl18O4)	43264	109	91	3.36	2.30	3.80

JRB 9/15/09

Compound Graphics

Target Compound *Perchlorate*

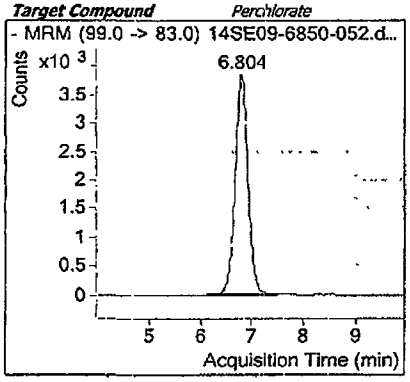

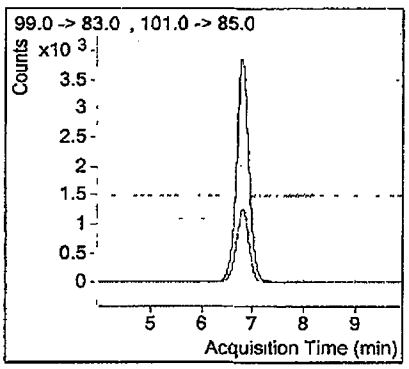

Target Compound *Perchlorate-(35Cl18O4)*

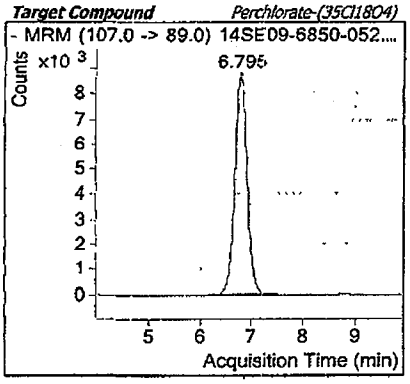

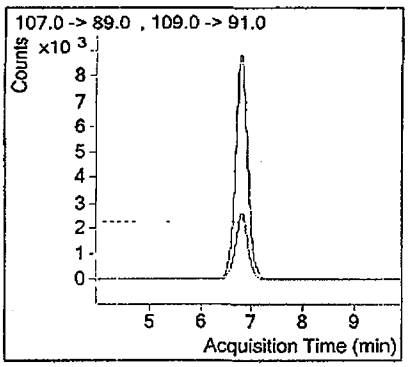

North Canton 3052

North Canton

sample Calc - Hexavalent Chromium -

		TestAmerica, North Canton								
		7196A / 3500-CR-D CR+6 Logsheet								
Analysis	CR+6	Batch	9245477/8		Spectrophotometer					
					SPEC 20	**SN: 78016**				
Prep Date	09/02/09	Lcs No.	HX90926							
					Wavelength					
Anal Date	09/02/09	Lcs Prep	09/02/09		540 NM					
		Date			RL					
Analyst	JM									
Std No	Conc	ABS								
	mg/L									
NA	0	0		Slope	0.6778					
HX90901	0.005	0.006		Intercept	0.0026					
HX90902	0.010	0.011		r	0.9997					
HX90903	0.100	0.068								
HX90904	0.250	0.178								
HX90905	0.500	0.339								
COLOR RGT	WR91018									
CURVE	08/27/09									
CCV	HX90925									
Sample No	ABS	Sample Vol	Final Vol	dil	**Conc**	Bkg Cor Conc	**Bkg Adj**			
		ml	ml		mg/L		**Conc**	**TIME**	Method 7196	Method 3500
ICV	0.163	50	50	1	0.2366			9:59 AM	pH to 2	pH to 1
ICB	0.000	50	50	1	-0.0039			10:01 AM	color first	acid first
LCS	0.161	50	50	1	0.2337			10:02 AM		
BKG	0.002	50	50	1	-0.0009	0.0006		10:05 AM	X	
LJ7GP	0.003	50	50	1	0.0006					
BKG	0.123	50	50	1	0.1776	-0.0177		10:07 AM	X	
LJ7J3	0.111	50	50	1	0.1599					
BKG	0.025	50	50	1	0.0330	0.0000		10:08 AM	X	
LJ76C	0.025	50	50	1	0.0330					
BKG	0.006	50	50	1	0.0050	-0.0015		10:10 AM	X	
LJ7J5	0.005	50	50	1	0.0035					
CCV	0.163	50	50	1	0.2366	95%		10:12 AM	X	
CCB	0.000	50	50	1	-0.0039					
BKG	0.008	50	50	1	0.0079	0.0030		10:15 AM	X	
LJ7JP	0.010	50	50	1	0.0109					
BKG	0.006	50	50	1	0.0050	0.0030		10:17 AM	X	
LJ7J8	0.008	50	50	1	0.0079					
BKG	0.095	50	50	1	0.1363	-0.0074		10:18 AM	X	
LJ7KK	0.090	50	50	1	0.1289					
BKG	0.002	50	50	1	-0.0009	0.0050		10:20 AM	X	
LJ7KN	0.006	50	50	1	0.0050					

North Canton

sample: MSA-MW19D-090109 reported result: 0.006 mg/L

BKG	0.001	50	50	1	-0.0024	0.0065		10:21 AM	X	
LJ7JX	0.007	50	50	1	0.0065					
CCV	0.166	50	50	1	0.2410	96%		10:22 AM	X	
CCB	0.000	50	50	1	-0.0039					
BKG	0.001	50	50	1	-0.0024	0.1717	0.1717	10:23 AM	X	
LJ7JX MS	0.119	50	50	1	0.1717					
BKG	0.001	50	50	1	-0.0024	0.1629	0.1629	10:24 AM	X	
LJ7JX MSD	0.113	50	50	1	0.1629					
BKG	0.08	50	50	1	0.1142	0.0030	0.0030	4:25 PM		X
LJ7NP	0.082	50	50	1	0.1171					
CCV	0.163	50	50	1	0.2366	95%		4:29 PM	X	
CCB	0	50	50	1	-0.0039					
BKG		50	50	1	-0.0039	-0.0039	ND			
		50	50	1	-0.0039					
BKG		50	50	1	-0.0039	-0.0039	ND			
		50	50	1	-0.0039					
BKG		50	50	1	-0.0039	-0.0039	ND			
		50	50	1	-0.0039					
BKG		50	50	1	-0.0039	-0.0039	ND			
		50	50	1	-0.0039					
BKG		50	50	1	-0.0039	-0.0039	ND			
		50	50	1	-0.0039					
CCV		50	50	1	-0.0039	-2%				
CCB		50	50	1	-0.0039					
BKG		50	50	1	-0.0039	-0.0039	ND			
		50	50	1	-0.0039					

Sample

$$\frac{0.007 - 0.0026}{0.6778} = 0.00649$$

Blank

$$\frac{0.001 - 0.0026}{0.6778} = -0.00236$$

1576

Water

Total Metals

Affected Analyte	Sample	Reported Result	Qualifier	Interferent	Interferent level in ICS	Conc. ICS	Interferent Level	Est. Interference	Validation Action	Validation Action
Antimony	MSA-DMW4I-090109	0.22		Fe	54600	0.17	15300	0.05	J	na
Barium		21			54600	0.81	15300	0.23	na	na
Cadmium		48			54600	-0.62	15300	-0.17	na	na
Chromium		20.6			54600	0.5	15300	0.14	na	na
Cobalt		150			54600	0.037	15300	0.01	na	na
Copper		116			54600	0.2	15300	0.06	na	na
Lead		8.6			54600	0.091	15300	0.03	na	na
Manganese		8010			54600	1	15300	0.28	na	na
Nickel		113			54600	0.44	15300	0.12	na	na
Selenium		41.7			54600	0.19	15300	0.05	na	na
Silver		0.15			54600	0.051	15300	0.01	na	na
Thallium		0.27			54600	0.14	15300	0.04	J	na
Zinc		512			54600	3	15300	0.84	na	na

Affected Analyte	Sample	Reported Result	Qualifier	Interferent	Interferent level in ICS	Conc. ICS	Interferent Level	Est. Interference	Validation Action	Validation Action
Antimony	MSA-DMW8I-090209	0.36		Fe	54600	0.17	10500	0.03	na	na
Barium		16.8			54600	0.81	10500	0.16	na	na
Cadmium		127			54600	-0.62	10500	-0.12	na	na
Chromium		35.6			54600	0.5	10500	0.10	na	na
Cobalt		158			54600	0.037	10500	0.01	na	na
Copper		46.4			54600	0.2	10500	0.04	na	na
Lead		6.7			54600	0.091	10500	0.02	na	na
Manganese		6230			54600	1	10500	0.19	na	na
Nickel		111			54600	0.44	10500	0.08	na	na
Selenium		23.2			54600	0.19	10500	0.04	na	na
Silver		0.078			54600	0.051	10500	0.01	J	na
Thallium		0.26			54600	0.14	10500	0.03	J	na
Zinc		316			54600	3	10500	0.58	na	na

Affected Analyte	Sample	Reported Result	Qualifier	Interferent	Interferent level in ICS	Conc. ICS	Interferent Level	Est. Interference	Validation Action	Validation Action
Antimony	MSA-DMW8S-090209	0.12		Fe	54600	0.17	15900	0.05	J	na
Barium		15			54600	0.81	15900	0.24	na	na
Cadmium		0.13			54600	-0.62	15900	-0.18	J	na
Chromium		76.7			54600	0.5	15900	0.15	na	na
Cobalt		11.3			54600	0.037	15900	0.01	na	na
Copper		10.4			54600	0.2	15900	0.06	na	na
Lead		0.62			54600	0.091	15900	0.03	na	na
Manganese		2150			54600	1	15900	0.29	na	na
Nickel		16.9			54600	0.44	15900	0.13	na	na
Selenium		2.4			54600	0.19	15900	0.06	na	na
Silver		1	u		54600	0.051	15900	0.01	na	na
Thallium		1	u		54600	0.14	15900	0.04	na	na
Zinc		69.7			54600	3	15900	0.87	na	na

Affected Analyte	Sample	Reported Result	Qualifier	Interferent	Interferent level in ICS	Conc. ICS	Interferent Level	Est. Interference	Validation Action	Validation Action
Antimony	MSA-DMW9D-090209	0.26		Fe	54600	0.17	20300	0.06	J	na
Barium		38.1			54600	0.81	20300	0.30	na	na
Cadmium		0.16			54600	-0.62	20300	-0.23	J	na
Chromium		2.1			54600	0.5	20300	0.19	na	na
Cobalt		405			54600	0.037	20300	0.01	na	na
Copper		4.6			54600	0.2	20300	0.07	na	na
Lead		2.6			54600	0.091	20300	0.03	na	na
Manganese		3760			54600	1	20300	0.37	na	na
Nickel		48.5			54600	0.44	20300	0.16	na	na
Selenium		0.67			54600	0.19	20300	0.07	J	na
Silver		1	u		54600	0.051	20300	0.02	na	na
Thallium		0.21			54600	0.14	20300	0.05	J	na
Zinc		180			54600	3	20300	1.12	na	na

Water

Total Metals

Affected Analyte	Sample	Reported Result	Qualifier	Interferent	Interferent level in ICS	Conc. ICS	Interferent Level	Est. Interference	Validation Action	Validation Action
Antimony	MSA-DMW9I-090209	1.7		Fe	54600	0.17	15000	0.05	na	na
Barium		79.8			54600	0.81	15000	0.22	na	na
Cadmium		3.4			54600	-0.62	15000	-0.17	na	na
Chromium		41.4			54600	0.5	15000	0.14	na	na
Cobalt		330			54600	0.037	15000	0.01	na	na
Copper		57.3			54600	0.2	15000	0.05	na	na
Lead		38			54600	0.091	15000	0.03	na	na
Manganese		5360			54600	1	15000	0.27	na	na
Nickel		83.6			54600	0.44	15000	0.12	na	na
Selenium		5.6			54600	0.19	15000	0.05	na	na
Silver		0.18			54600	0.051	15000	0.01	na	na
Thallium		0.35			54600	0.14	15000	0.04	J	na
Zinc		288			54600	3	15000	0.82	na	na

Affected Analyte	Sample	Reported Result	Qualifier	Interferent	Interferent level in ICS	Conc. ICS	Interferent Level	Est. Interference	Validation Action	Validation Action
Antimony	MSA-DMW9S-090209	0.088		Fe	54600	0.17	33700	0.10	J	na
Barium		134			54600	0.81	33700	0.50	na	na
Cadmium		1	u		54600	-0.62	33700	-0.38	na	UJ
Chromium		1.7			54600	0.5	33700	0.31	J	na
Cobalt		0.12			54600	0.037	33700	0.02	J	na
Copper		1.4			54600	0.2	33700	0.12	na	na
Lead		0.12			54600	0.091	33700	0.06	J	na
Manganese		3990			54600	1	33700	0.62	na	na
Nickel		0.22			54600	0.44	33700	0.27	J	na
Selenium		1.1			54600	0.19	33700	0.12	J	na
Silver		1	u		54600	0.051	33700	0.03	na	na
Thallium		1	u		54600	0.14	33700	0.09	na	na
Zinc		20			54600	3	33700	1.85	na	na

Affected Analyte	Sample	Reported Result	Qualifier	Interferent	Interferent level in ICS	Conc. ICS	Interferent Level	Est. Interference	Validation Action	Validation Action
Antimony	MSA-MW18I-090109	2	u	Fe	54600	0.17	27200	0.08	na	na
Barium		46.4			54600	0.81	27200	0.40	na	na
Cadmium		89			54600	-0.62	27200	-0.31	na	na
Chromium		3.3			54600	0.5	27200	0.25	na	na
Cobalt		330			54600	0.037	27200	0.02	na	na
Copper		60.2			54600	0.2	27200	0.10	na	na
Lead		0.99			54600	0.091	27200	0.05	na	na
Manganese		5490			54600	1	27200	0.50	na	na
Nickel		200			54600	0.44	27200	0.22	na	na
Selenium		17.1			54600	0.19	27200	0.09	na	na
Silver		1	u		54600	0.051	27200	0.03	na	na
Thallium		0.23			54600	0.14	27200	0.07	J	na
Zinc		363			54600	3	27200	1.49	na	na

Affected Analyte	Sample	Reported Result	Qualifier	Interferent	Interferent level in ICS	Conc. ICS	Interferent Level	Est. Interference	Validation Action	Validation Action
Antimony	MSA-MW18S-090109	0.11		Fe	54600	0.17	163000	0.51	J	na
Barium		52			54600	0.81	163000	2.42	na	na
Cadmium		0.07			54600	-0.62	163000	-1.85	J	na
Chromium		2.6			54600	0.5	163000	1.49	J	na
Cobalt		88.7			54600	0.037	163000	0.11	na	na
Copper		0.94			54600	0.2	163000	0.60	J	na
Lead		0.092			54600	0.091	163000	0.27	J	na
Manganese		4420			54600	1	163000	2.99	na	na
Nickel		58.2			54600	0.44	163000	1.31	na	na
Selenium		1.1			54600	0.19	163000	0.57	J	na
Silver		1	u		54600	0.051	163000	0.15	na	na
Thallium		1	u		54600	0.14	163000	0.42	na	na
Zinc		65			54600	3	163000	8.96	J	na

Water

Total Metals

Affected Analyte	Sample	Reported Result	Qualifier	Interferent	Interferent level in ICS	Conc. ICS	Interferent Level	Est. Interference	Validation Action	Validation Action
Antimony	MSA-MW19I-090109	2	u	Fe	54600	0.17	40800	0.13	na	na
Barium		70.5			54600	0.81	40800	0.61	na	na
Cadmium		0.049			54600	-0.62	40800	-0.46	J	na
Chromium		2.8			54600	0.5	40800	0.37	J	na
Cobalt		91.3			54600	0.037	40800	0.03	na	na
Copper		0.54			54600	0.2	40800	0.15	J	na
Lead		0.1			54600	0.091	40800	0.07	J	na
Manganese		2400			54600	1	40800	0.75	na	na
Nickel		68.4			54600	0.44	40800	0.33	na	na
Selenium		4.6			54600	0.19	40800	0.14	na	na
Silver		1	u		54600	0.051	40800	0.04	na	na
Thallium		1	u		54600	0.14	40800	0.10	na	na
Zinc		106			54600	3	40800	2.24	na	na

Affected Analyte	Sample	Reported Result	Qualifier	Interferent	Interferent level in ICS	Conc. ICS	Interferent Level	Est. Interference	Validation Action	Validation Action
Antimony	MSA-MW24S-090109	0.36		Fe	54600	0.17	238000	0.74	J	na
Barium		38.5			54600	0.81	238000	3.53	na	na
Cadmium		4.5			54600	-0.62	238000	-2.70	J	na
Chromium		25.7			54600	0.5	238000	2.18	na	na
Cobalt		724			54600	0.037	238000	0.16	na	na
Copper		172			54600	0.2	238000	0.87	na	na
Lead		0.66			54600	0.091	238000	0.40	J	na
Manganese		6320			54600	1	238000	4.36	na	na
Nickel		991			54600	0.44	238000	1.92	na	na
Selenium		149			54600	0.19	238000	0.83	na	na
Silver		5	u		54600	0.051	238000	0.22	na	na
Thallium		0.78			54600	0.14	238000	0.61	J	na
Zinc		3150			54600	3	238000	13.08	na	na

Water

Dissolved Metals

Affected Analyte	Sample	Reported Result	Qualifier	Interferent	Interferent level in ICS	Conc. ICS	Interferent Level	Est. Interference	Validation Action	Validation Action
Antimony	MSA-DMW4I-090109	0.086		Fe	54600	0.17	15000	0.05	J	na
Barium		14.6			54600	0.81	15000	0.22	na	na
Cadmium		46.7			54600	-0.62	15000	-0.17	na	na
Chromium		11.7			54600	0.5	15000	0.14	na	na
Cobalt		158			54600	0.037	15000	0.01	na	na
Copper		105			54600	0.2	15000	0.05	na	na
Lead		6.8			54600	0.091	15000	0.03	na	na
Manganese		8670			54600	1	15000	0.27	na	na
Nickel		119			54600	0.44	15000	0.12	na	na
Selenium		44			54600	0.19	15000	0.05	na	na
Silver		1	u		54600	0.051	15000	0.01	na	na
Thallium		0.28			54600	0.14	15000	0.04	J	na
Zinc		517			54600	3	15000	0.82	na	na

Affected Analyte	Sample	Reported Result	Qualifier	Interferent	Interferent level in ICS	Conc. ICS	Interferent Level	Est. Interference	Validation Action	Validation Action
Antimony	MSA-DMW8S-090209	0.067		Fe	54600	0.17	13600	0.04	J	na
Barium		14.5			54600	0.81	13600	0.20	na	na
Cadmium		0.075			54600	-0.62	13600	-0.15	J	na
Chromium		4.2			54600	0.5	13600	0.12	na	na
Cobalt		10.2			54600	0.037	13600	0.01	na	na
Copper		2.1			54600	0.2	13600	0.05	na	na
Lead		0.59			54600	0.091	13600	0.02	na	na
Manganese		1780			54600	1	13600	0.25	na	na
Nickel		15			54600	0.44	13600	0.11	na	na
Selenium		1.9			54600	0.19	13600	0.05	na	na
Silver		1	u		54600	0.051	13600	0.01	na	na
Thallium		1	u		54600	0.14	13600	0.03	na	na
Zinc		60.7			54600	3	13600	0.75	na	na

Affected Analyte	Sample	Reported Result	Qualifier	Interferent	Interferent level in ICS	Conc. ICS	Interferent Level	Est. Interference	Validation Action	Validation Action
Antimony	MSA-DMW9D-090209	0.094		Fe	54600	0.17	19700	0.06	J	na
Barium		38.4			54600	0.81	19700	0.29	na	na
Cadmium		1	u		54600	-0.62	19700	-0.22	na	UJ
Chromium		0.94			54600	0.5	19700	0.18	J	na
Cobalt		415			54600	0.037	19700	0.01	na	na
Copper		0.42			54600	0.2	19700	0.07	J	na
Lead		1.5			54600	0.091	19700	0.03	na	na
Manganese		3830			54600	1	19700	0.36	na	na
Nickel		49.3			54600	0.44	19700	0.16	na	na
Selenium		0.7			54600	0.19	19700	0.07	na	na
Silver		1	u		54600	0.051	19700	0.02	na	na
Thallium		1	u		54600	0.14	19700	0.05	na	na
Zinc		56.8			54600	3	19700	1.08	na	na

Affected Analyte	Sample	Reported Result	Qualifier	Interferent	Interferent level in ICS	Conc. ICS	Interferent Level	Est. Interference	Validation Action	Validation Action
Antimony	MSA-DMW9S-090209	0.085		Fe	54600	0.17	32800	0.10	J	na
Barium		139			54600	0.81	32800	0.49	na	na
Cadmium		1	u		54600	-0.62	32800	-0.37	na	UJ
Chromium		1.7			54600	0.5	32800	0.30	J	na
Cobalt		0.11			54600	0.037	32800	0.02	J	na
Copper		0.19			54600	0.2	32800	0.12	J	na
Lead		1	u		54600	0.091	32800	0.05	na	na
Manganese		4120			54600	1	32800	0.60	na	na
Nickel		0.3			54600	0.44	32800	0.26	J	na
Selenium		1.1			54600	0.19	32800	0.11	J	na
Silver		1	u		54600	0.051	32800	0.03	na	na
Thallium		1	u		54600	0.14	32800	0.08	na	na
Zinc		8.7			54600	3	32800	1.80	J	na

Water

Dissolved Metals

Affected Analyte	Sample	Reported Result	Qualifier	Interferent	Interferent level in ICS	Conc. ICS	Interferent Level	Est. Interference	Validation Action	Validation Action
Antimony	MSA-MW18I-090109	2	u	Fe	54600	0.17	22300	0.07	na	na
Barium		47.8			54600	0.81	22300	0.33	na	na
Cadmium		81.1			54600	-0.62	22300	-0.25	na	na
Chromium		1.9			54600	0.5	22300	0.20	J	na
Cobalt		333			54600	0.037	22300	0.02	na	na
Copper		22.2			54600	0.2	22300	0.08	na	na
Lead		0.33			54600	0.091	22300	0.04	J	na
Manganese		5560			54600	1	22300	0.41	na	na
Nickel		200			54600	0.44	22300	0.18	na	na
Selenium		14			54600	0.19	22300	0.08	na	na
Silver		1	u		54600	0.051	22300	0.02	na	na
Thallium		0.21			54600	0.14	22300	0.06	J	na
Zinc		356			54600	3	22300	1.23	na	na

Affected Analyte	Sample	Reported Result	Qualifier	Interferent	Interferent level in ICS	Conc. ICS	Interferent Level	Est. Interference	Validation Action	Validation Action
Antimony	MSA-MW18S-090109	0.12		Fe	54600	0.17	138000	0.43	J	na
Barium		49.7			54600	0.81	138000	2.05	na	na
Cadmium		0.047			54600	-0.62	138000	-1.57	J	na
Chromium		2			54600	0.5	138000	1.26	J	na
Cobalt		107			54600	0.037	138000	0.09	na	na
Copper		0.49			54600	0.2	138000	0.51	J	na
Lead		0.043			54600	0.091	138000	0.23	J	na
Manganese		4180			54600	1	138000	2.53	na	na
Nickel		72.2			54600	0.44	138000	1.11	na	na
Selenium		1.2			54600	0.19	138000	0.48	J	na
Silver		1	u		54600	0.051	138000	0.13	na	na
Thallium		1	u		54600	0.14	138000	0.35	na	na
Zinc		85.6			54600	3	138000	7.58	na	na

Water

Dissolved Metals

Affected Analyte	Sample	Reported Result	Qualifier	Interferent	Interferent level in ICS	Conc. ICS	Interferent Level	Est. Interference	Validation Action	Validation Action
Antimony	MSA-MW19I-090109	2	u	Fe	54600	0.17	37600	0.12	na	na
Barium		65.6			54600	0.81	37600	0.56	na	na
Cadmium		0.034			54600	-0.62	37600	-0.43	J	na
Chromium		2.4			54600	0.5	37600	0.34	J	na
Cobalt		89			54600	0.037	37600	0.03	na	na
Copper		0.082			54600	0.2	37600	0.14	J	na
Lead		1	u		54600	0.091	37600	0.06	na	na
Manganese		2400			54600	1	37600	0.69	na	na
Nickel		64.4			54600	0.44	37600	0.30	na	na
Selenium		4.7			54600	0.19	37600	0.13	na	na
Silver		1	u		54600	0.051	37600	0.04	na	na
Thallium		1	u		54600	0.14	37600	0.10	na	na
Zinc		104			54600	3	37600	2.07	na	na

Affected Analyte	Sample	Reported Result	Qualifier	Interferent	Interferent level in ICS	Conc. ICS	Interferent Level	Est. Interference	Validation Action	Validation Action
Antimony	MSA-MW24S-090109	0.17		Fe	54600	0.17	222000	0.69	J	na
Barium		31.2			54600	0.81	222000	3.29	J	na
Cadmium		3.6			54600	-0.62	222000	-2.52	J	na
Chromium		24.9			54600	0.5	222000	2.03	na	na
Cobalt		692			54600	0.037	222000	0.15	na	na
Copper		157			54600	0.2	222000	0.81	na	na
Lead		0.61			54600	0.091	222000	0.37	J	na
Manganese		6010			54600	1	222000	4.07	na	na
Nickel		942			54600	0.44	222000	1.79	na	na
Selenium		139			54600	0.19	222000	0.77	na	na
Silver		5	u		54600	0.051	222000	0.21	na	na
Thallium		0.56			54600	0.14	222000	0.57	J	na
Zinc		2860			54600	3	222000	12.20	na	na

Batch Number: **9246022**

TestAmerica Laboratories, Inc.
Metals Prep Log/ Batch Summary

Prepared By:
Lisa McGall
(e-Signature)

Prep Date: 09/03/09
Due Date: 09/16/09

Lot	Work Order			ICP Weight	ICPMS Weight	Hg Weight
A9I030000 Water	LJ8QJ	B	Due Date: SDG:		50 mL	100 mL
A9I030000 Water	LJ8QJ	C	Due Date: SDG:		50 mL	100 mL
A9I020192 Water	LJ7GP Dissolved		Due Date: 09/16/09 SDG: 9I02192		50 mL	100 mL
A9I020192 Water	LJ7GP Total		Due Date: 09/16/09 SDG: 9I02192		50 mL	100 mL
A9I020192 Water	LJ7GP Total	S	Due Date: 09/16/09 SDG: 9I02192		50 mL	100 mL
A9I020192 Water	LJ7GP Total	X	Due Date: 09/16/09 SDG: 9I02192		50 mL	100 mL
A9I020192 Water	LJ7JC Dissolved		Due Date: 09/16/09 SDG: 9I02192		50 mL	100 mL
A9I020192 Water	LJ7JC Total		Due Date: 09/16/09 SDG: 9I02192		50 mL	100 mL
A9I020192 Water	LJ7JP Dissolved		Due Date: 09/16/09 SDG: 9I02192		50 mL	100 mL
A9I020192 Water	LJ7JP Total		Due Date: 09/16/09 SDG: 9I02192		50 mL	100 mL
A9I020192 Water	LJ7JX Dissolved		Due Date: 09/16/09 SDG: 9I02192		50 mL	100 mL
A9I020192 Water	LJ7JX Total		Due Date: 09/16/09 SDG: 9I02192		50 mL	100 mL
A9I020192 Water	LJ7J3 Dissolved		Due Date: 09/16/09 SDG: 9I02192		50 mL	100 mL
A9I020192 Water	LJ7J3 Total		Due Date: 09/16/09 SDG: 9I02192		50 mL	100 mL
A9I020192 Water	LJ7J5 Dissolved		Due Date: 09/16/09 SDG: 9I02192		50 mL	100 mL
A9I020192 Water	LJ7J5 Total		Due Date: 09/16/09 SDG: 9I02192		50 mL	100 mL
A9I020192 Water	LJ7J8 Dissolved		Due Date: 09/16/09 SDG: 9I02192		50 mL	100 mL
A9I020192 Water	LJ7J8 Total		Due Date: 09/16/09 SDG: 9I02192		50 mL	100 mL
A9I020192 Water	LJ7KK Dissolved		Due Date: 09/16/09 SDG: 9I02192		50 mL	100 mL
A9I020192 Water	LJ7KK Total		Due Date: 09/16/09 SDG: 9I02192		50 mL	100 mL
A9I020192 Water	LJ7KN Dissolved		Due Date: 09/16/09 SDG: 9I02192		50 mL	100 mL
A9I020192 Water	LJ7KN Total		Due Date: 09/16/09 SDG: 9I02192		50 mL	100 mL

Batch Number: **9246022**

TestAmerica Laboratories, Inc.
Metals Prep Log/ Batch Summary

Prepared By:
Lisa McGall
(e-Signature)

Prep Date: 09/03/09
Due Date: 09/16/09

Lot	Work Order	ICP Weight	ICPMS Weight	Hg Weight
	LEVEL 2			
	BLANK AND CHECK STANDARD ON BATCH	X		
	MS/MSD AND PDS ON BATCH	X		
	CORRECT SPIKES ADDED	X		
	SPIKING SOLUTIONS DOCUMENTED ON BATCH LOG	X		

Comments:

B-BLANK; C-CHECK SAMPLE; L-CHECK SAMPLE DUPLICATE; P-SERIAL DILUTION; S-MATRIX SPIKE SAMPLE; D-MATRIX SPIKE DUPLICATE SAMPLE

Unless otherwise noted, final volumes are as follows: Soils - 100 mL. Waters - ICP and ICPMS - 50 mL, Hg - 100 mL.

ICPMS ELEMENTS WITHIN THE BATCH:

AG AS BA BE CD CO CR CU FE MN MO NI PB SB SE TL VX ZN

Matrix Spike Information:

LJ7GP	Hg	ICPMS-1	ICPMS-2

Check Sample Information:

LJ8QJ	Hg	ICPMS-1	ICPMS-2

Prep Method(s): SW846 3005A, SW846 7470A

Batch Number: **9252016**

TestAmerica Laboratories, Inc.
Metals Prep Log/ Batch Summary

Prepared By: Lisa McGall (e-Signature)

Prep Date: 09/09/09
Due Date: 09/17/09

Lot	Work Order			ICP Weight	ICPMS Weight	Hg Weight
A9I090000 Water	LKGM1	B	Due Date: SDG:		50 mL	100 mL
A9I090000 Water	LKGM1	C	Due Date: SDG:		50 mL	100 mL
A9I030186 Water	LJ9NG Dissolved		Due Date: 09/17/09 SDG: 9I02192		50 mL	100 mL
A9I030186 Water	LJ9NG Total		Due Date: 09/17/09 SDG: 9I02192		50 mL	100 mL
A9I030186 Water	LJ9NG Total	S	Due Date: 09/17/09 SDG: 9I02192		50 mL	100 mL
A9I030186 Water	LJ9NG Total	X	Due Date: 09/17/09 SDG: 9I02192		50 mL	100 mL
A9I030186 Water	LJ9NV Dissolved		Due Date: 09/17/09 SDG: 9I02192		50 mL	100 mL
A9I030186 Water	LJ9NV Total		Due Date: 09/17/09 SDG: 9I02192		50 mL	100 mL
A9I030186 Water	LJ9N1 Dissolved		Due Date: 09/17/09 SDG: 9I02192		50 mL	100 mL
A9I030186 Water	LJ9N1 Total		Due Date: 09/17/09 SDG: 9I02192		50 mL	100 mL
A9I030186 Water	LJ9N2 Dissolved		Due Date: 09/17/09 SDG: 9I02192		50 mL	100 mL
A9I030186 Water	LJ9N2 Total		Due Date: 09/17/09 SDG: 9I02192		50 mL	100 mL
A9I030186 Water	LJ9N4 Dissolved		Due Date: 09/17/09 SDG: 9I02192		50 mL	100 mL
A9I030186 Water	LJ9N4 Total		Due Date: 09/17/09 SDG: 9I02192		50 mL	100 mL
A9I030186 Water	LJ9N6 Dissolved		Due Date: 09/17/09 SDG: 9I02192		50 mL	100 mL
A9I030186 Water	LJ9N6 Total		Due Date: 09/17/09 SDG: 9I02192		50 mL	100 mL
A9I030309 Water	LKAPV Dissolved		Due Date: 09/17/09 SDG: 9H25196		50 mL	100 mL
A9I030309 Water	LKAPV Total		Due Date: 09/17/09 SDG: 9H25196		50 mL	100 mL
A9I050193 Water	LKE18 Dissolved		Due Date: 09/18/09 SDG: 9I04243		50 mL	100 mL
A9I050193 Water	LKE18 Total		Due Date: 09/18/09 SDG: 9I04243		50 mL	100 mL
A9I050193 Water	LKE2K Dissolved		Due Date: 09/18/09 SDG: 9I04243		50 mL	100 mL
A9I050193 Water	LKE2K Total		Due Date: 09/18/09 SDG: 9I04243		50 mL	100 mL

Batch Number: **9252016**

TestAmerica Laboratories, Inc.
Metals Prep Log/ Batch Summary

Prepared By:
Lisa McGall
(e-Signature)

Prep Date: 09/09/09
Due Date: 09/17/09

Lot	Work Order		ICP Weight	ICPMS Weight	Hg Weight
A9I050193 Water	LKE2P Dissolved	Due Date: 09/18/09 SDG: 9I04243		50 mL	100 mL
A9I050193 Water	LKE2P Total	Due Date: 09/18/09 SDG: 9I04243		50 mL	100 mL

LEVEL 2

BLANK AND CHECK STANDARD ON BATCH	X
MS/MSD AND PDS ON BATCH	X
CORRECT SPIKES ADDED	X
SPIKING SOLUTIONS DOCUMENTED ON BATCH LOG	X

Comments:

B-BLANK; C-CHECK SAMPLE; L-CHECK SAMPLE DUPLICATE; P-SERIAL DILUTION; S-MATRIX SPIKE SAMPLE; D-MATRIX SPIKE DUPLICATE SAMPLE

Unless otherwise noted, final volumes are as follows: Soils - 100 mL. Waters - ICP and ICPMS - 50 mL, Hg - 100 mL.

ICPMS ELEMENTS WITHIN THE BATCH:

AG AS BA BE CD CO CR CU FE MN MO NI PB SB SE TL VX ZN

Matrix Spike Information:

LJ9NG	Hg	ICPMS-1	ICPMS-2

Check Sample Information:

LKGM1	Hg	ICPMS-1	ICPMS-2

Prep Method(s): SW846 3005A, SW846 7470A

METALS PREPARATION SUMMARY

Preparation Type	Matrix	Amount of Standard added to LCS & MS/MSD		Initial Sample Vol/Wt	Final Sample Volume
		Amount	Standard name		
ICP	water	1 mL 1 mL 1.0 mL	Ag ICP-1 ICP-2A	50 mL	50 mL
ICPMS	water	0.5ml 0.5ml	ICPMS-1 ICPMS-2	50 mL	50 mL
Hg - CVAA	water	5 mL (LCS) 1 mL (MS/MSD)	HG-1 HG-1	100 mL	100 mL
Hg - CVAF (low level)	water	0.2 mL (LCS/MS/MSD)	HG ICAL	40 ml	40 ml
ICP	solid	2 mL 2 mL 2 mL	Ag ICP-1 ICP-2A	1.00 +/- .02g	100 mL
ICPMS	solid	1ml 1ml	ICPMS-1 ICPMS-2	1.00 +/- .02g	100ml
Hg - CVAA	solid	5 mL (LCS) 1 mL (MS/MSD)	HG-1 HG-1	0.60 +/- .01g	100 mL
ICP	TCLP	1 mL (LCS) 1 mL(LCS)	Ag ICP-1	50 mL	50 mL
ICP	TCLP	0.5 mL(MS/MSD)	TCLP Spike I RCRA	50 mL	50 mL
ICP	TCLP	1 mL(MS/MSD)	TCLP Spike II Non-RCRA	50 mL	50 mL
Hg - CVAA	TCLP	5 mL (LCS) 5 mL (MS/MSD)	HG-1 HG-1	100 mL	100 mL

Mercury Standards Preparation				
Final Concentration		Spiking Standard		
		Amount	Standard	Concentration
Calibration Standards:				
0.0002 ppm		0.2 mL	HG-2	0.1 ppm
0.0005 ppm		0.5 mL	HG-2	0.1 ppm
0.001 ppm		1 mL	HG-2	0.1 ppm
0.005 ppm		5 mL	HG-2	0.1 ppm
0.010 ppm		10 mL	HG-2	0.1 ppm
ICV Preparation				
0.0025 ppm		2.5 mL	HG-1	0.1 ppm
CCV Preparation:				
0.005 ppm		5 mL	HG-2	0.1 ppm

Low Level Mercury Standards Preparation				
Final Concentration		Spiking Standard		
		Amount	Standard	Concentration
Calibration Standards:				
0.5 ppt		20 ul	HG ICAL	1.0 ppb
1.0 ppt		40 ul	HG ICAL	1.0 ppb
2 ppt		80 ul	HG ICAL	1.0 ppb
5 ppt		200 ul	HG ICAL	1.0 ppb
10 ppt		400 ul	HG ICAL	1.0 ppb
25 ppt		1000 ul	HG ICAL	1.0 ppb
ICV Preparation				
5 ppt		200 ul	HG ICV	1.0 ppb
CCV Preparation:				
5 ppt		200 ul	HG ICAL	1.0 ppb

```
:       Instrument Upload                                    Run Log - Page  1 :
:       Started Wed Sep 16 05:47:12 2009 by DAVIESB                            :
:       Data File: UPL$CAN_DATA_ROOT:<REP>I80915B.CSV;1                        :
```

#	WorkOrder	Dilution	Date	Time	Batch	Lot	Instrument
1	STD1	1	15-SEP-2009	12:39:56			I8
2	STD2	1	15-SEP-2009	12:44:21			I8
3	STD3	1	15-SEP-2009	12:49:11			I8
4	STD4	1	15-SEP-2009	12:54:13			I8
5	ICV	1	15-SEP-2009	12:58:37			I8
6	ICB	1	15-SEP-2009	13:03:36			I8
7	CRI	1	15-SEP-2009	13:06:56			I8
8	ICSA	1	15-SEP-2009	13:11:19			I8
9	ICSAB	1	15-SEP-2009	13:14:40			I8
10	CCV	1	15-SEP-2009	13:19:37			I8
11	CCB	1	15-SEP-2009	13:24:48			I8
12	LJ8P2B	1	15-SEP-2009	13:28:17	9246014	A9I030000	I8
13	LJ8P2C	1	15-SEP-2009	13:31:33	9246014	A9I030000	I8
14	LJ74RF	1	15-SEP-2009	13:36:35	9246014	9I01242	I8
15	LJ74RFS	1	15-SEP-2009	13:41:10	9246014	9I01242	I8
16	LJ74RFD	1	15-SEP-2009	13:44:38	9246014	9I01242	I8
17	LJ742F	1	15-SEP-2009	13:50:11	9246014	9I01242	I8
18	LJ744F	1	15-SEP-2009	13:54:32	9246014	9I01242	I8
19	LJ745F	1	15-SEP-2009	13:59:08	9246014	9I01242	I8
20	LJ746F	1	15-SEP-2009	14:03:38	9246014	9I01242	I8
21	LJ747F	1	15-SEP-2009	14:08:09	9246014	9I01242	I8
22	CCV	1	15-SEP-2009	14:12:32			I8
23	CCB	1	15-SEP-2009	14:17:37			I8
24	LJ748	1	15-SEP-2009	14:20:54	9246014	9I01242	I8
25	LJ75C	1	15-SEP-2009	14:24:43	9246014	9I01242	I8
26	LJ75D	1	15-SEP-2009	14:28:33	9246014	9I01242	I8
27	LJ75EF	1	15-SEP-2009	14:32:16	9246014	9I01242	I8
28	LJ75FF	1	15-SEP-2009	14:36:36	9246014	9I01242	I8
29	LJ75HF	1	15-SEP-2009	14:40:33	9246014	9I01242	I8
30	LJ75JF	1	15-SEP-2009	14:45:02	9246014	9I01242	I8
31	LJ75LF	1	15-SEP-2009	14:49:23	9246014	9I01242	I8
32	LJ75MF	1	15-SEP-2009	14:54:50	9246014	9I01242	I8
33	LJ75DL	1	15-SEP-2009	14:59:37			I8
34	CCV	1	15-SEP-2009	15:03:59			I8
35	CCB	1	15-SEP-2009	15:09:05			I8
36	LJ8QJB	1	15-SEP-2009	15:12:51	9246022	A9I030000	I8
37	LJ8QJC	1	15-SEP-2009	15:16:17	9246022	A9I030000	I8
38	LJ7GP	1	15-SEP-2009	15:21:29	9246022	9I02192	I8
39	LJ7GPF	1	15-SEP-2009	15:25:27	9246022	9I02192	I8
40	LJ7GPX	1	15-SEP-2009	15:29:35	9246022	9I02192	I8
41	LJ7GPS	1	15-SEP-2009	15:32:50	9246022	9I02192	I8
42	LJ7JC	1	15-SEP-2009	15:37:03	9246022	9I02192	I8
43	LJ7JCF	1	15-SEP-2009	15:41:09	9246022	9I02192	I8
44	LJ7JP	1	15-SEP-2009	15:45:42	9246022	9I02192	I8

---------- (continued) ----------

#	WorkOrder	Dilution	Date	Time	Batch	Lot	Instrument
45	LJ7JPF	1	15-SEP-2009	15:49:31	9246022	9I02192	I8
46	CCV	1	15-SEP-2009	15:53:51			I8
47	CCB	1	15-SEP-2009	15:58:52			I8
48	LJ7JX	1	15-SEP-2009	16:03:16	9246022	9I02192	I8
49	LJ7JXF	1	15-SEP-2009	16:07:39	9246022	9I02192	I8
50	LJ7J3	1	15-SEP-2009	16:12:18	9246022	9I02192	I8
51	LJ7J3F	1	15-SEP-2009	16:17:11	9246022	9I02192	I8
52	LJ7J5	1	15-SEP-2009	16:21:57	9246022	9I02192	I8
53	LJ7J5F	1	15-SEP-2009	16:26:58	9246022	9I02192	I8
54	LJ7J8	1	15-SEP-2009	16:31:52	9246022	9I02192	I8
55	LJ7J8F	1	15-SEP-2009	16:36:25	9246022	9I02192	I8
56	LJ7KK	1	15-SEP-2009	16:40:57	9246022	9I02192	I8
57	LJ7KKF	1	15-SEP-2009	16:46:01	9246022	9I02192	I8
58	CCV	1	15-SEP-2009	16:51:10			I8
59	CCB	1	15-SEP-2009	16:56:53			I8
60	LJ7KN	1	15-SEP-2009	17:01:12	9246022	9I02192	I8
61	LJ7KNF	1	15-SEP-2009	17:06:11	9246022	9I02192	I8
62	LJ7KNFL	1	15-SEP-2009	17:11:09			I8
63	ZZZZZ	1	15-SEP-2009	17:15:33			I8
64	LKJENB	1	15-SEP-2009	17:19:58	9253013	A9I100000	I8
65	LKJENC	1	15-SEP-2009	17:24:35	9253013	A9I100000	I8
66	LKHFD	1	15-SEP-2009	17:30:12	9253013	9I09172	I8
67	LKHFDF	1	15-SEP-2009	17:34:36	9253013	9I09172	I8
68	LKFC1B	1	15-SEP-2009	17:38:56	9251019	A9I080000	I8
69	LKFC1C	1	15-SEP-2009	17:43:16	9251019	A9I080000	I8
70	CCV	1	15-SEP-2009	17:48:33			I8
71	CCB	1	15-SEP-2009	17:54:45			I8
72	LKDWN	1	15-SEP-2009	17:59:09	9251019	A9I040285	I8
73	LJ891	5	15-SEP-2009	18:03:32	9251019	A9I030140	I8
74	LJ9AC	20	15-SEP-2009	18:07:53	9251019	A9I030140	I8
75	LJ9AE	20	15-SEP-2009	18:12:13	9251019	A9I030140	I8
76	LJ9AR	20	15-SEP-2009	18:16:39	9251019	A9I030140	I8
77	LJ9AX	20	15-SEP-2009	18:21:06	9251019	A9I030140	I8
78	LJ9A1	20	15-SEP-2009	18:25:28	9251019	A9I030140	I8
79	LKCC9	1	15-SEP-2009	18:29:52	9251019	A9I040116	I8
80	LKCC9S	1	15-SEP-2009	18:34:15	9251019	A9I040116	I8
81	LKCC9D	1	15-SEP-2009	18:40:00	9251019	A9I040116	I8
82	CCV	1	15-SEP-2009	18:46:16			I8
83	CCB	1	15-SEP-2009	18:52:51			I8
84	LKCHP	1	15-SEP-2009	18:57:11	9251019	A9I040116	I8
85	LKCHQ	1	15-SEP-2009	19:01:42	9251019	A9I040116	I8
86	LKCHW	1	15-SEP-2009	19:06:03	9251019	A9I040116	I8
87	LKCH1	1	15-SEP-2009	19:10:29	9251019	A9I040116	I8
88	LKCH2	5	15-SEP-2009	19:14:51	9251019	A9I040116	I8

(continued)

#	WorkOrder	Dilution	Date	Time	Batch	Lot	Instrument
89	LKCJC	5	15-SEP-2009	19:19:11	9251019	A9I040116	I8
90	LKDG6	1	15-SEP-2009	19:23:32	9251019	9I04239	I8
91	LKDG6L	1	15-SEP-2009	19:27:57			I8
92	LKEPD	1	15-SEP-2009	19:32:19	9251019	A9I050157	I8
93	LKEPJF	1	15-SEP-2009	19:36:41	9251019	A9I050158	I8
94	CCV	1	15-SEP-2009	19:41:05			I8
95	CCB	1	15-SEP-2009	19:47:38			I8
96	LJ8P6B	1	15-SEP-2009	19:52:00	9246016	A9I030000	I8
97	LJ8P6C	1	15-SEP-2009	19:56:22	9246016	A9I030000	I8
98	LJ8E0	1	15-SEP-2009	20:02:55	9246016	A9I020311	I8
99	LJ8E4	1	15-SEP-2009	20:07:15	9246016	A9I020311	I8
100	LJ8E7	1	15-SEP-2009	20:11:42	9246016	A9I020311	I8
101	LJ8E8	1	15-SEP-2009	20:16:06	9246016	A9I020311	I8
102	LJ8FA	1	15-SEP-2009	20:20:28	9246016	A9I020311	I8
103	LJ8FC	1	15-SEP-2009	20:24:55	9246016	A9I020311	I8
104	LJ8FCS	1	15-SEP-2009	20:29:27	9246016	A9I020311	I8
105	LJ8FCD	1	15-SEP-2009	20:35:31	9246016	A9I020311	I8
106	CCV	1	15-SEP-2009	20:42:05			I8
107	CCB	1	15-SEP-2009	20:48:39			I8
108	LJ8FD	1	15-SEP-2009	20:52:59	9246016	A9I020311	I8
109	LJ63E	1	15-SEP-2009	20:57:32	9246015	A9I020143	I8
110	LJ630	1	15-SEP-2009	21:01:53	9246015	A9I020143	I8
111	LJ631	1	15-SEP-2009	21:06:22	9246015	A9I020143	I8
112	LJ632	5	15-SEP-2009	21:10:45	9246015	A9I020143	I8
113	LJ633	1	15-SEP-2009	21:15:06	9246015	A9I020143	I8
114	LJ8F4	1	15-SEP-2009	21:19:35	9246015	A9I020317	I8
115	LJ8F4L	1	15-SEP-2009	21:23:59			I8
116	LJ8K4	1	15-SEP-2009	21:28:20	9246015	A9I020331	I8
117	LJ8K4S	10	15-SEP-2009	21:32:52	9246015	A9I020331	I8
118	CCV	1	15-SEP-2009	21:37:20			I8
119	CCB	1	15-SEP-2009	21:43:53			I8
120	LJ8K4D	10	15-SEP-2009	21:48:17	9246015	A9I020331	I8
121	LKH22	1	15-SEP-2009	21:52:39	9253013	A9I090265	I8
122	LKH22S	1	15-SEP-2009	21:57:01	9253013	A9I090265	I8
123	LKH22D	1	15-SEP-2009	22:03:26	9253013	A9I090265	I8
124	LJ6NVBF	1	15-SEP-2009	22:10:02	9245017	A9I020000	I8
125	LJ6NVCF	1	15-SEP-2009	22:14:30	9245017	A9I020000	I8
126	LJ5XMF	1	15-SEP-2009	22:21:06	9245017	9I01242	I8
127	CCV	1	15-SEP-2009	22:25:59			I8
128	CCB	1	15-SEP-2009	22:32:32			I8
129	ICSA	1	15-SEP-2009	22:36:54			I8
130	ICSAB	1	15-SEP-2009	22:41:16			I8
131	LJ5XMFS	1	15-SEP-2009	22:47:46	9245017	9I01242	I8
132	LJ5XMFD	1	15-SEP-2009	22:54:21	9245017	9I01242	I8

(continued)

#	WorkOrder	Dilution	Date	Time	Batch	Lot	Instrument
133	CCV	1	15-SEP-2009	23:00:55			I8
134	CCB	1	15-SEP-2009	23:07:29			I8
135	LJ5X0F	1	15-SEP-2009	23:11:49	9245017	9I01242	I8
136	LJ5X1F	1	15-SEP-2009	23:16:11	9245017	9I01242	I8
137	LJ5X3F	1	15-SEP-2009	23:20:41	9245017	9I01242	I8
138	LJ5X4F	1	15-SEP-2009	23:27:17	9245017	9I01242	I8
139	LJ5X5F	1	15-SEP-2009	23:32:54	9245017	9I01242	I8
140	LJ5X5FL	1	15-SEP-2009	23:38:57			I8
141	LKGM1B	1	15-SEP-2009	23:44:04	9252016	A9I090000	I8
142	LKGM1C	1	15-SEP-2009	23:48:26	9252016	A9I090000	I8
143	LJ9NG	1	15-SEP-2009	23:54:23	9252016	9I02192	I8
144	LJ9NGF	1	15-SEP-2009	23:59:23	9252016	9I02192	I8
145	CCV	1	16-SEP-2009	00:04:22			I8
146	CCB	1	16-SEP-2009	00:10:44			I8
147	LJ9NGX	1	16-SEP-2009	00:15:09	9252016	9I02192	I8
148	LJ9NGS	1	16-SEP-2009	00:20:08	9252016	9I02192	I8
149	LJ9NV	1	16-SEP-2009	00:26:13	9252016	9I02192	I8
150	LJ9NVF	1	16-SEP-2009	00:31:01	9252016	9I02192	I8
151	LJ9N1	1	16-SEP-2009	00:35:50	9252016	9I02192	I8
152	LJ9N1F	1	16-SEP-2009	00:40:29	9252016	9I02192	I8
153	LJ9N2	1	16-SEP-2009	00:45:07	9252016	9I02192	I8
154	LJ9N2F	1	16-SEP-2009	00:50:00	9252016	9I02192	I8
155	LJ9N4	1	16-SEP-2009	00:54:57	9252016	9I02192	I8
156	LJ9N4F	1	16-SEP-2009	00:59:59	9252016	9I02192	I8
157	CCV	1	16-SEP-2009	01:05:01			I8
158	CCB	1	16-SEP-2009	01:11:03			I8
159	LJ9N6	1	16-SEP-2009	01:15:28	9252016	9I02192	I8
160	LJ9N6F	1	16-SEP-2009	01:20:09	9252016	9I02192	I8
161	LKAPV	1	16-SEP-2009	01:24:55	9252016	9H25196	I8
162	LKAPVF	1	16-SEP-2009	01:29:22	9252016	9H25196	I8
163	LKE18	1	16-SEP-2009	01:33:51	9252016	9I04243	I8
164	LKE18F	1	16-SEP-2009	01:38:25	9252016	9I04243	I8
165	LKE2K	1	16-SEP-2009	01:43:09	9252016	9I04243	I8
166	LKE2KF	1	16-SEP-2009	01:47:48	9252016	9I04243	I8
167	LKE2P	1	16-SEP-2009	01:52:42	9252016	9I04243	I8
168	LKE2PF	1	16-SEP-2009	01:57:24	9252016	9I04243	I8
169	CCV	1	16-SEP-2009	02:02:10			I8
170	CCB	1	16-SEP-2009	02:08:07			I8
171	LKE2PFL	1	16-SEP-2009	02:12:28			I8
172	LJ744F	10	16-SEP-2009	02:16:52	9246014	9I01242	I8
173	LJ745F	10	16-SEP-2009	02:21:21	9246014	9I01242	I8
174	LJ747F	10	16-SEP-2009	02:26:03	9246014	9I01242	I8
175	LJ75EF	10	16-SEP-2009	02:30:26	9246014	9I01242	I8
176	LJ75HF	10	16-SEP-2009	02:35:30	9246014	9I01242	I8

(continued)

MSA-DMV245-090107
select metals analyzed at dilution x5

Instrument Upload Run Log - Page 1
Started Thu Sep 17 06:25:37 2009 by DAVIESB
Data File: UPL$CAN_DATA_ROOT:<REP>I80916A.CSV;1

#	WorkOrder	Dilution	Date	Time	Batch	Lot	Instrument
1	STD1	1	16-SEP-2009	07:24:33			I8
2	STD2	1	16-SEP-2009	07:28:54			I8
3	STD3	1	16-SEP-2009	07:34:45			I8
4	STD4	1	16-SEP-2009	07:39:04			I8
5	ICV	1	16-SEP-2009	07:43:33			I8
6	ICB	1	16-SEP-2009	07:49:45			I8
7	CRI	1	16-SEP-2009	07:53:08			I8
8	ICSA	1	16-SEP-2009	07:57:31			I8
9	ICSAB	1	16-SEP-2009	08:01:41			I8
10	CCV	1	16-SEP-2009	08:07:32			I8
11	CCB	1	16-SEP-2009	08:16:59			I8
12	LJ6N9B	1	16-SEP-2009	08:21:03			I8
13	LJ6N9C	1	16-SEP-2009	08:25:24			I8
14	LJ456	1	16-SEP-2009	08:31:15			I8
15	LJ456F	1	16-SEP-2009	08:35:35			I8
16	LJ456X	1	16-SEP-2009	08:40:04			I8
17	LJ456S	1	16-SEP-2009	08:44:14			I8
18	LJ46M	1	16-SEP-2009	08:50:07			I8
19	LJ46MF	1	16-SEP-2009	08:54:28			I8
20	LJ463	1	16-SEP-2009	08:58:51			I8
21	LJ463F	1	16-SEP-2009	09:03:15			I8
22	CCV	1	16-SEP-2009	09:07:37			I8
23	CCB	1	16-SEP-2009	09:13:37			I8
24	LJ47C	1	16-SEP-2009	09:17:00			I8
25	LJ47CF	1	16-SEP-2009	09:21:24			I8
26	LJ47F	1	16-SEP-2009	09:25:46			I8
27	LJ47FF	1	16-SEP-2009	09:30:08			I8
28	LJ47H	1	16-SEP-2009	09:34:28			I8
29	LJ47HF	1	16-SEP-2009	09:38:49			I8
30	LJ47HFL	1	16-SEP-2009	09:43:09			I8
31	LJ8QJB	1	16-SEP-2009	09:47:51			I8
32	LJ7JC	5	16-SEP-2009	09:51:12	245		I8
33	LJ7JCF	5	16-SEP-2009	09:55:24	245-f		I8
34	CCV	1	16-SEP-2009	09:59:45			I8
35	CCB	1	16-SEP-2009	10:05:48			I8
36	LJ63E	5	16-SEP-2009	10:09:05			I8
37	LJ632	10	16-SEP-2009	10:12:40			I8
38	LJ8F4	1	16-SEP-2009	10:16:33			I8
39	LJ8F4L	1	16-SEP-2009	10:20:58			I8
40	LJ8K4	10	16-SEP-2009	10:25:22			I8
41	LJ8K4S	10	16-SEP-2009	10:29:43			I8
42	LJ744F	20	16-SEP-2009	10:32:58			I8
43	LJ745F	20	16-SEP-2009	10:36:19			I8
44	LJ747F	20	16-SEP-2009	10:39:38			I8

(continued)

#	WorkOrder	Dilution	Date	Time	Batch	Lot	Instrument
45	LJ75EF	20	16-SEP-2009	10:42:56			I8
46	CCV	1	16-SEP-2009	10:48:04			I8
47	CCB	1	16-SEP-2009	10:54:09			I8
48	LJ75HF	20	16-SEP-2009	10:57:29			I8
49	LJ75LF	20	16-SEP-2009	11:01:27			I8
50	LJ75MF	20	16-SEP-2009	11:05:22			I8
51	LJ75MFL	1	16-SEP-2009	11:09:44			I8
52	LJ8K4D	10	16-SEP-2009	11:13:13			I8
53	LKGM1B	1	16-SEP-2009	11:18:16			I8
54	LKE2PF	5	16-SEP-2009	11:21:33			I8
55	LKE2PFL	1	16-SEP-2009	11:25:52			I8
56	LJ5X3F	5	16-SEP-2009	11:29:08			I8
57	LJ5X5F	5	16-SEP-2009	11:32:37			I8
58	CCV	1	16-SEP-2009	11:37:44			I8
59	CCB	1	16-SEP-2009	11:43:45			I8
60	LJ5X5FL	1	16-SEP-2009	11:47:42			I8
61	LKAKX	10	16-SEP-2009	11:52:02	9251014	A9I030286	I8
62	LKALF	10	16-SEP-2009	11:56:22	9251014	A9I030286	I8
63	LKALJ	10	16-SEP-2009	12:00:43	9251014	A9I030286	I8
64	LKALK	10	16-SEP-2009	12:05:05	9251014	A9I030286	I8
65	LKALL	10	16-SEP-2009	12:09:26	9251014	A9I030286	I8
66	LKALN	10	16-SEP-2009	12:13:48	9251014	A9I030286	I8
67	LKALP	10	16-SEP-2009	12:18:13	9251014	A9I030286	I8
68	LKALR	10	16-SEP-2009	12:22:41	9251014	A9I030286	I8
69	LKALV	10	16-SEP-2009	12:27:02	9251014	A9I030286	I8
70	CCV	1	16-SEP-2009	12:31:22			I8
71	CCB	1	16-SEP-2009	12:37:15			I8
72	LKC72F	5	16-SEP-2009	12:41:35	9251014	9I01242	I8
73	LKC79F	5	16-SEP-2009	12:45:59	9251014	9I01242	I8
74	LKC8DF	5	16-SEP-2009	12:50:19	9251014	9I01242	I8
75	LKC8DFL	1	16-SEP-2009	12:54:41			I8
76	LKC8FF	5	16-SEP-2009	12:59:08	9251014	9I01242	I8
77	LKEPJF	1	16-SEP-2009	13:03:31	9251019	A9I050158	I8
78	LKEPJFL	1	16-SEP-2009	13:07:56			I8
79	LKERR	1	16-SEP-2009	13:12:19	9251023	A9I050171	I8
80	LKER0	1	16-SEP-2009	13:16:54	9251023	A9I050171	I8
81	LKER5	1	16-SEP-2009	13:21:23	9251023	A9I050171	I8
82	CCV	1	16-SEP-2009	13:25:46			I8
83	CCB	1	16-SEP-2009	13:36:09			I8
84	LKER7	1	16-SEP-2009	13:40:20	9251023	A9I050171	I8
85	LKER8	1	16-SEP-2009	13:44:42	9251023	A9I050171	I8
86	LKETA	1	16-SEP-2009	13:49:08	9251023	A9I050171	I8
87	LKAT4	1	16-SEP-2009	13:53:31	9251023	9I01238	I8
88	LKAT4S	1	16-SEP-2009	13:57:54	9251023	9I01238	I8

(continued)

mercury

Instrument Upload Run Log - Page 1
Started Fri Sep 11 08:08:20 2009 by TOTHR
Data File: UPL$CAN_DATA_ROOT:<LHG>HG40910A.PRN;1

#	WorkOrder	Dilution	Date	Time	Batch	Lot	Instrument
1		1	11-SEP-2009				H4
2	STD01REP1	1	10-SEP-2009	12:33:14			H4
3	STD02REP1	1	10-SEP-2009	12:34:37			H4
4	STD03REP1	1	10-SEP-2009	12:36:11			H4
5	STD04REP1	1	10-SEP-2009	12:37:38			H4
6	STD05REP1	1	10-SEP-2009	12:39:25			H4
7	STD06REP1	1	10-SEP-2009	12:40:55			H4
8	CK2ICV	1	10-SEP-2009	12:43:14			H4
9	CK3ICB	1	10-SEP-2009	12:44:43			H4
10	CK4CRA\MRL	1	10-SEP-2009	12:46:13			H4
11	CK6CCV	1	10-SEP-2009	12:49:53			H4
12	CK5CCB	1	10-SEP-2009	12:51:51			H4
13	LKHLVBT	1	10-SEP-2009	12:53:14	9253017	A9I090000	H4
14	LKJEWBT	1	10-SEP-2009	12:54:38	9253017	A9I100000	H4
15	LKJEWCT	1	10-SEP-2009	12:56:06	9253017	A9I100000	H4
16	LKG77T	1	10-SEP-2009	12:58:30	9253017	A9I090144	H4
17	LKG77TS	1	10-SEP-2009	12:59:55	9253017	A9I090144	H4
18	LKG77TD	1	10-SEP-2009	13:01:21	9253017	A9I090144	H4
19	LKFC3B	1	10-SEP-2009	13:03:05	9251020	A9I080000	H4
20	LKFC3C	1	10-SEP-2009	13:04:29	9251020	A9I080000	H4
21	LKD2D	1	10-SEP-2009	13:06:13	9251020	9I04284	H4
22	LKD2DS	1	10-SEP-2009	13:07:36	9251020	9I04284	H4
23	CK6CCV	1	10-SEP-2009	13:09:01			H4
24	CK5CCB	1	10-SEP-2009	13:10:49			H4
25	LKD2DD	1	10-SEP-2009	13:12:25	9251020	9I04284	H4
26	LKD2DF	1	10-SEP-2009	13:14:09	9251020	9I04284	H4
27	LKD2DFS	1	10-SEP-2009	13:15:38	9251020	9I04284	H4
28	LKD2DFD	1	10-SEP-2009	13:17:06	9251020	9I04284	H4
29	LKD06	1	10-SEP-2009	13:18:55	9251020	9I04284	H4
30	LKD06F	1	10-SEP-2009	13:20:24	9251020	9I04284	H4
31	LKDW6	1	10-SEP-2009	13:21:47	9251020	9I04284	H4
32	LKDW6F	1	10-SEP-2009	13:23:21	9251020	9I04284	H4
33	LKD13	1	10-SEP-2009	13:25:46	9251020	9I04284	H4
34	LKD13F	1	10-SEP-2009	13:27:43	9251020	9I04284	H4
35	CK6CCV	1	10-SEP-2009	13:29:27			H4
36	CK5CCB	1	10-SEP-2009	13:31:03			H4
37	LKD17	1	10-SEP-2009	13:32:37	9251020	9I04284	H4
38	LKD17F	1	10-SEP-2009	13:34:14	9251020	9I04284	H4
39	LKD18	1	10-SEP-2009	13:35:40	9251020	9I04284	H4
40	LKD18F	1	10-SEP-2009	13:37:23	9251020	9I04284	H4
41	LKD2C	1	10-SEP-2009	13:38:46	9251020	9I04284	H4
42	LKD2CF	1	10-SEP-2009	13:40:54	9251020	9I04284	H4
43	LKD0R	1	10-SEP-2009	13:42:30	9251020	9I04284	H4
44	LKD0RF	1	10-SEP-2009	13:44:16	9251020	9I04284	H4

(continued)

#	WorkOrder	Dilution	Date	Time	Batch	Lot	Instrument
45	LKDQ6	1	10-SEP-2009	13:45:41	9251020	A9I040270	H4
46	LKDW1	1	10-SEP-2009	13:47:25	9251020	9I04284	H4
47	CK6CCV	1	10-SEP-2009	13:49:34			H4
48	CK5CCB	1	10-SEP-2009	13:51:00			H4
49	LKCD0	1	10-SEP-2009	13:52:24	9251020	A9I040124	H4
50	LKCD7	1	10-SEP-2009	13:54:33	9251020	A9I040124	H4
51	LKFC1B	1	10-SEP-2009	13:55:59	9251019	A9I080000	H4
52	LKFC1C	1	10-SEP-2009	13:57:45	9251019	A9I080000	H4
53	LKCC9	1	10-SEP-2009	13:59:51	9251019	A9I040116	H4
54	LKCC9S	1	10-SEP-2009	14:01:56	9251019	A9I040116	H4
55	LKCC9D	1	10-SEP-2009	14:03:44	9251019	A9I040116	H4
56	LKCHQ	1	10-SEP-2009	14:05:23	9251019	A9I040116	H4
57	LKDG6	1	10-SEP-2009	14:06:49	9251019	9I04239	H4
58	LJ9AE	5	10-SEP-2009	14:08:34	9251019	A9I030140	H4
59	CK6CCV	1	10-SEP-2009	14:10:06			H4
60	CK5CCB	1	10-SEP-2009	14:11:53			H4
61	LJ9AR	1	10-SEP-2009	14:13:29	9251019	A9I030140	H4
62	LJ9AX	1	10-SEP-2009	14:14:57	9251019	A9I030140	H4
63	LJ9A1	5	10-SEP-2009	14:16:24	9251019	A9I030140	H4
64	LKCHW	1	10-SEP-2009	14:17:49	9251019	A9I040116	H4
65	LJ9AC	1	10-SEP-2009	14:20:20	9251019	A9I030140	H4
66	LKCHP	1	10-SEP-2009	14:21:55	9251019	A9I040116	H4
67	LJ891	1	10-SEP-2009	14:23:43	9251019	A9I030140	H4
68	LKEPD	1	10-SEP-2009	14:25:28	9251019	A9I050157	H4
69	LKCJC	1	10-SEP-2009	14:27:33	9251019	A9I040116	H4
70	LKCH1	1	10-SEP-2009	14:29:13	9251019	A9I040116	H4
71	CK6CCV	1	10-SEP-2009	14:30:57			H4
72	CK5CCB	1	10-SEP-2009	14:32:55			H4
73	LKCH2	1	10-SEP-2009	14:34:50	9251019	A9I040116	H4
74	LKDWN	1	10-SEP-2009	14:36:30	9251019	A9I040285	H4
75	LKEN2F	1	10-SEP-2009	14:38:08			H4
76	LKEPJF	1	10-SEP-2009	14:39:33			H4
77	LKGM1B	1	10-SEP-2009	14:41:54	9252016	A9I090000	H4
78	LKGM1C	1	10-SEP-2009	14:43:30	9252016	A9I090000	H4
79	LJ9NG	1	10-SEP-2009	14:45:20	9252016	9I02192	H4
80	LJ9NGX	1	10-SEP-2009	14:46:55	9252016	9I02192	H4
81	LJ9NGS	1	10-SEP-2009	14:48:30	9252016	9I02192	H4
82	LJ9NGF	1	10-SEP-2009	14:49:56	9252016	9I02192	H4
83	CK6CCV	1	10-SEP-2009	14:51:56			H4
84	CK5CCB	1	10-SEP-2009	14:53:33			H4
85	LJ9NV	1	10-SEP-2009	14:55:01	9252016	9I02192	H4
86	LJ9NVF	1	10-SEP-2009	14:56:42	9252016	9I02192	H4
87	LJ9N4	1	10-SEP-2009	14:58:11	9252016	9I02192	H4
88	LJ9N4F	1	10-SEP-2009	15:00:28	9252016	9I02192	H4

(continued)

#	WorkOrder	Dilution	Date	Time	Batch	Lot	Instrument
89	LKE18	1	10-SEP-2009	15:02:32	9252016	9I04243	H4
90	LKE18F	1	10-SEP-2009	15:04:41	9252016	9I04243	H4
91	LKE2P	1	10-SEP-2009	15:06:30	9252016	9I04243	H4
92	LKE2PF	1	10-SEP-2009	15:08:06	9252016	9I04243	H4
93	LJ9N6	1	10-SEP-2009	15:09:55	9252016	9I02192	H4
94	LJ9N6F	1	10-SEP-2009	15:11:45	9252016	9I02192	H4
95	CK6CCV	1	10-SEP-2009	15:13:20			H4
96	CK5CCB	1	10-SEP-2009	15:15:25			H4
97	LKE2K	1	10-SEP-2009	15:17:09	9252016	9I04243	H4
98	LKE2KF	1	10-SEP-2009	15:18:54	9252016	9I04243	H4
99	LJ9N1	1	10-SEP-2009	15:20:20	9252016	9I02192	H4
100	LJ9N1F	1	10-SEP-2009	15:22:21	9252016	9I02192	H4
101	LKAPV	1	10-SEP-2009	15:24:28	9252016	9H25196	H4
102	LKAPVF	1	10-SEP-2009	15:26:09	9252016	9H25196	H4
103	LJ9N2	1	10-SEP-2009	15:27:59	9252016	9I02192	H4
104	LJ9N2F	1	10-SEP-2009	15:29:47	9252016	9I02192	H4
105	CK6CCV	1	10-SEP-2009	15:31:51			H4
106	CK5CCB	1	10-SEP-2009	15:33:55			H4
107	CK6CCV	1	10-SEP-2009	15:39:30			H4
108	CK5CCB	1	10-SEP-2009	15:41:17			H4
109	LKCD0	10	10-SEP-2009	15:42:42	9251020	A9I040124	H4
110	CK6CCV	1	10-SEP-2009	15:44:42			H4
111	CK5CCB	1	10-SEP-2009	15:46:46			H4
112	CK6CCV	1	10-SEP-2009	16:20:44			H4
113	CK6CCV	1	10-SEP-2009	16:29:36			H4
114	CK5CCB	1	10-SEP-2009	16:31:29			H4
115	LKGMVB	1	10-SEP-2009	16:34:16	9252014	A9I090000	H4
116	LKGMVC	1	10-SEP-2009	16:36:11	9252014	A9I090000	H4
117	LKFL3	1	10-SEP-2009	16:37:37	9252014	9I08113	H4
118	LKFL3X	1	10-SEP-2009	16:39:10	9252014	9I08113	H4
119	LKFL3S	1	10-SEP-2009	16:42:30	9252014	9I08113	H4
120	LKFL3F	1	10-SEP-2009	16:44:05	9252014	9I08113	H4
121	LKFL9	1	10-SEP-2009	16:47:25	9252014	9I08113	H4
122	LKFL9F	1	10-SEP-2009	16:49:04	9252014	9I08113	H4
123	LKFMC	1	10-SEP-2009	16:50:42	9252014	9I08113	H4
124	LKFMCF	1	10-SEP-2009	16:52:06	9252014	9I08113	H4
125	CK6CCV	1	10-SEP-2009	16:54:06			H4
126	CK5CCB	1	10-SEP-2009	16:55:40			H4
127	LKFMD	1	10-SEP-2009	16:57:03	9252014	9I08113	H4
128	LKFMDF	1	10-SEP-2009	16:58:50	9252014	9I08113	H4
129	LKFMG	1	10-SEP-2009	17:00:13	9252014	9I08113	H4
130	LKFMGF	1	10-SEP-2009	17:01:51	9252014	9I08113	H4
131	LKFMJ	1	10-SEP-2009	17:03:18	9252014	9I08113	H4
132	LKFMJF	1	10-SEP-2009	17:04:45	9252014	9I08113	H4

(continued)

#	WorkOrder	Dilution	Date	Time	Batch	Lot	Instrument
133	LKJEQB	1	10-SEP-2009	17:06:33	9253014	A9I100000	H4
134	LKJEQC	1	10-SEP-2009	17:09:01	9253014	A9I100000	H4
135	LKHGQ	1	10-SEP-2009	17:10:36	9253014	A9I090175	H4
136	LKHTK	1	10-SEP-2009	17:12:25	9253014	A9I090231	H4
137	CK6CCV	1	10-SEP-2009	17:13:59			H4
138	CK5CCB	1	10-SEP-2009	17:15:43			H4
139	LKHWE	1	10-SEP-2009	17:17:21	9253014	A9I090231	H4
140	LKHA7	1	10-SEP-2009	17:19:15	9253014	A9I090161	H4
141	LKHA7S	1	10-SEP-2009	17:20:41	9253014	A9I090161	H4
142	LKHA7D	1	10-SEP-2009	17:22:59	9253014	A9I090161	H4
143	LKHC2	1	10-SEP-2009	17:24:54	9253014	A9I090161	H4
144	LKHC7	1	10-SEP-2009	17:26:30	9253014	A9I090161	H4
145	LKHC9	1	10-SEP-2009	17:28:16	9253014	A9I090161	H4
146	LKHC9S	1	10-SEP-2009	17:30:01	9253014	A9I090161	H4
147	LKHC9D	1	10-SEP-2009	17:31:49	9253014	A9I090161	H4
148	LKHCW	1	10-SEP-2009	17:33:43	9253014	A9I090161	H4
149	CK6CCV	1	10-SEP-2009	17:35:12			H4
150	CK5CCB	1	10-SEP-2009	17:37:45			H4
151	LKHDL	1	10-SEP-2009	17:39:29	9253014	A9I090161	H4
152	LKHFD	1	10-SEP-2009	17:42:13	9253014	9I09172	H4
153	LKHFDF	1	10-SEP-2009	17:43:50	9253014	9I09172	H4
154	LKH1Q	1	10-SEP-2009	17:45:24	9253014	A9I090253	H4
155	LKH1V	1	10-SEP-2009	17:46:49	9253014	A9I090253	H4
156	LKJETB	1	10-SEP-2009	17:48:12	9253016	A9I100000	H4
157	LKJETC	1	10-SEP-2009	17:49:36	9253016	A9I100000	H4
158	LKHFT	1	10-SEP-2009	17:51:15	9253016	9I09172	H4
159	LKHFTX	1	10-SEP-2009	17:52:52	9253016	9I09172	H4
160	LKHFTS	1	10-SEP-2009	17:54:57	9253016	9I09172	H4
161	CK6CCV	1	10-SEP-2009	17:56:26			H4
162	CK5CCB	1	10-SEP-2009	17:58:20			H4
163	LKHFTF	1	10-SEP-2009	17:59:56	9253016	9I09172	H4
164	LKHG1	1	10-SEP-2009	18:01:20	9253016	9I09172	H4
165	LKHG1F	1	10-SEP-2009	18:03:40	9253016	9I09172	H4
166	LKHG3	1	10-SEP-2009	18:05:15	9253016	9I09172	H4
167	LKHG3F	1	10-SEP-2009	18:07:32	9253016	9I09172	H4
168	LKHG6	1	10-SEP-2009	18:09:27	9253016	9I09172	H4
169	LKHG6F	1	10-SEP-2009	18:11:03	9253016	9I09172	H4
170	LKHG7	1	10-SEP-2009	18:12:30	9253016	9I09172	H4
171	LKHG7F	1	10-SEP-2009	18:13:55	9253016	9I09172	H4
172	LKHGC	1	10-SEP-2009	18:17:16	9253016	9I09172	H4
173	CK6CCV	1	10-SEP-2009	18:18:45			H4
174	CK5CCB	1	10-SEP-2009	18:20:54			H4
175	LKHGCF	1	10-SEP-2009	18:22:18	9253016	9I09172	H4
176	LKHGM	1	10-SEP-2009	18:23:49	9253016	9I09172	H4

(continued)

#	WorkOrder	Dilution	Date	Time	Batch	Lot	Instrument
177	LKHGMF	1	10-SEP-2009	18:25:48	9253016	9I09172	H4
178	LKHGR	1	10-SEP-2009	18:27:34	9253016	9I09172	H4
179	LKHGRF	1	10-SEP-2009	18:29:50	9253016	9I09172	H4
180	LKHGV	1	10-SEP-2009	18:31:17	9253016	9I09172	H4
181	LKHGVF	1	10-SEP-2009	18:33:17	9253016	9I09172	H4
182	LKHGX	1	10-SEP-2009	18:34:43	9253016	9I09172	H4
183	LKHGXF	1	10-SEP-2009	18:36:09	9253016	9I09172	H4
184	CK6CCV	1	10-SEP-2009	18:37:34			H4
185	CK5CCB	1	10-SEP-2009	18:39:27			H4

9-16-09

End of Report

Mercury

Instrument Upload Run Log - Page 1
Started Fri Sep 4 11:52:59 2009 by TOTHR
Data File: UPL$CAN_DATA_ROOT:<LHG>HG10904D.PRN;1

#	WorkOrder	Dilution	Date	Time	Batch	Lot	Instrument
1	STD1REP1	1	04-SEP-2009	11:51:23			H1
2	STD2REP1	1	04-SEP-2009	11:52:29			H1
3	STD3REP1	1	04-SEP-2009	11:53:35			H1
4	STD4REP1	1	04-SEP-2009	11:54:47			H1
5	STD5REP1	1	04-SEP-2009	11:55:57			H1
6	STD6REP1	1	04-SEP-2009	11:57:13			H1
7	CK5ICV	1	04-SEP-2009	11:58:26			H1
8	CK4ICB	1	04-SEP-2009	11:59:32			H1
9	CK3CRA\MRL	1	04-SEP-2009	12:00:37			H1
10	CK2CCV	1	04-SEP-2009	12:01:41			H1
11	CK1CCB	1	04-SEP-2009	12:02:49			H1
12	LJ6X8BT	1	04-SEP-2009	12:03:56	9246018	A9I020000	H1
13	LJ8QABT	1	04-SEP-2009	12:05:05	9246018	A9I030000	H1
14	LJ8QACT	1	04-SEP-2009	12:06:09	9246018	A9I030000	H1
15	LJ50LT	1	04-SEP-2009	12:07:15	9246018	A9I010247	H1
16	LJ50LTS	1	04-SEP-2009	12:08:49	9246018	A9I010247	H1
17	LJ50LTD	1	04-SEP-2009	12:09:56	9246018	A9I010247	H1
18	LJ5XVT	1	04-SEP-2009	12:11:01	9246018	A9I010243	H1
19	LJ3EKT	1	04-SEP-2009	12:12:08	9246018	A9H310105	H1
20	LJ50ET	1	04-SEP-2009	12:13:17	9246018	A9I010243	H1
21	LJ8P4B	1	04-SEP-2009	12:14:24	9246015	A9I030000	H1
22	CK2CCV	1	04-SEP-2009	12:15:35			H1
23	CK1CCB	1	04-SEP-2009	12:16:52			H1
24	LJ8P4C	1	04-SEP-2009	12:17:58	9246015	A9I030000	H1
25	LJ8K4	1	04-SEP-2009	12:19:04	9246015	A9I020331	H1
26	LJ8K4S	1	04-SEP-2009	12:20:23	9246015	A9I020331	H1
27	LJ8K4D	1	04-SEP-2009	12:21:32	9246015	A9I020331	H1
28	LJ8D5	1	04-SEP-2009	12:22:47	9246015	A9I020308	H1
29	LJ632	1	04-SEP-2009	12:23:54	9246015	A9I020143	H1
30	LJ63E	1	04-SEP-2009	12:25:00	9246015	A9I020143	H1
31	LJ631	1	04-SEP-2009	12:26:10	9246015	A9I020143	H1
32	LJ757F	1	04-SEP-2009	12:27:26	9246015	A9I020277	H1
33	LJ630	1	04-SEP-2009	12:28:32	9246015	A9I020143	H1
34	CK2CCV	1	04-SEP-2009	12:29:38			H1
35	CK1CCB	1	04-SEP-2009	12:30:48			H1
36	LJ633	1	04-SEP-2009	12:31:55	9246015	A9I020143	H1
37	LJ750	1	04-SEP-2009	12:33:06	9246015	A9I020273	H1
38	LJ8QJB	1	04-SEP-2009	12:34:11	9246022	A9I030000	H1
39	LJ8QJC	1	04-SEP-2009	12:35:16	9246022	A9I030000	H1
40	LJ7GP	1	04-SEP-2009	12:36:35	9246022	9I02192	H1
41	LJ7GPX	1	04-SEP-2009	12:37:43	9246022	9I02192	H1
42	LJ7GPS	1	04-SEP-2009	12:39:01	9246022	9I02192	H1
43	LJ7GPF	1	04-SEP-2009	12:40:36	9246022	9I02192	H1
44	LJ7JP	1	04-SEP-2009	12:41:41	9246022	9I02192	H1

(continued)

#	WorkOrder	Dilution	Date	Time	Batch	Lot	Instrument
45	LJ7JPF	1	04-SEP-2009	12:43:02	9246022	9I02192	H1
46	CK2CCV	1	04-SEP-2009	12:44:11			H1
47	CK1CCB	1	04-SEP-2009	12:45:19			H1
48	LJ7J8	1	04-SEP-2009	12:46:29	9246022	9I02192	H1
49	LJ7J8F	1	04-SEP-2009	12:47:37	9246022	9I02192	H1
50	LJ7JC	1	04-SEP-2009	12:48:55	9246022	9I02192	H1
51	LJ7JCF	1	04-SEP-2009	12:50:00	9246022	9I02192	H1
52	LJ7KK	1	04-SEP-2009	12:51:30	9246022	9I02192	H1
53	LJ7KKF	1	04-SEP-2009	12:52:34	9246022	9I02192	H1
54	LJ7JX	1	04-SEP-2009	12:53:45	9246022	9I02192	H1
55	LJ7JXF	1	04-SEP-2009	12:55:05	9246022	9I02192	H1
56	LJ7J5	1	04-SEP-2009	12:56:20	9246022	9I02192	H1
57	LJ7J5F	1	04-SEP-2009	12:57:31	9246022	9I02192	H1
58	CK2CCV	1	04-SEP-2009	12:59:11			H1
59	CK1CCB	1	04-SEP-2009	13:00:29			H1
60	LJ7J3	1	04-SEP-2009	13:01:45	9246022	9I02192	H1
61	LJ7J3F	1	04-SEP-2009	13:03:03	9246022	9I02192	H1
62	LJ7KN	1	04-SEP-2009	13:04:12	9246022	9I02192	H1
63	LJ7KNF	1	04-SEP-2009	13:05:20	9246022	9I02192	H1
64	LJ8P6B	1	04-SEP-2009	13:06:38	9246016	A9I030000	H1
65	LJ8P6C	1	04-SEP-2009	13:08:05	9246016	A9I030000	H1
66	LJ8FC	1	04-SEP-2009	13:09:41	9246016	A9I020311	H1
67	LJ8FCS	1	04-SEP-2009	13:10:48	9246016	A9I020311	H1
68	LJ8FCD	1	04-SEP-2009	13:11:54	9246016	A9I020311	H1
69	LJ8FA	1	04-SEP-2009	13:13:02	9246016	A9I020311	H1
70	CK2CCV	1	04-SEP-2009	13:14:09			H1
71	CK1CCB	1	04-SEP-2009	13:15:30			H1
72	LJ8E7	1	04-SEP-2009	13:16:34	9246016	A9I020311	H1
73	LJ8E0	1	04-SEP-2009	13:17:55	9246016	A9I020311	H1
74	LJ8FD	1	04-SEP-2009	13:19:14	9246016	A9I020311	H1
75	LJ8E4	1	04-SEP-2009	13:20:22	9246016	A9I020311	H1
76	LJ8E8	1	04-SEP-2009	13:21:29	9246016	A9I020311	H1
77	LKA2FB	1	04-SEP-2009	13:23:07	9247017	A9I040000	H1
78	LKA2FC	1	04-SEP-2009	13:24:15	9247017	A9I040000	H1
79	LJ9JT	1	04-SEP-2009	13:25:32	9247017	A9I030168	H1
80	LJ9JTS	1	04-SEP-2009	13:26:39	9247017	A9I030168	H1
81	LJ9JTD	1	04-SEP-2009	13:28:04	9247017	A9I030168	H1
82	CK2CCV	1	04-SEP-2009	13:29:30			H1
83	CK1CCB	1	04-SEP-2009	13:30:38			H1
84	LJ9K5	1	04-SEP-2009	13:31:43	9247017	A9I030173	H1
85	LJ009	1	04-SEP-2009	13:32:52	9247017	A9H280208	H1
86	LKAQC	4	04-SEP-2009	13:33:58	9247017	A9I030312	H1
87	LKAP8	2	04-SEP-2009	13:35:16	9247017	A9I030312	H1
88	CK2CCV	1	04-SEP-2009	13:36:28			H1

---------- (continued) ----------

: Instrument Upload Run Log - Page 3 :
: Started Fri Sep 4 11:52:59 2009 by TOTHR :
: Data File: UPL$CAN_DATA_ROOT:<LHG>HG10904D.PRN;1 :

#	WorkOrder	Dilution	Date	Time	Batch	Lot	Instrument
89	CK1CCB	1	04-SEP-2009	13:37:44			H1
90	CK2CCV	1	04-SEP-2009	13:46:29			H1
91	CK1CCB	1	04-SEP-2009	13:47:39			H1
92	LJ9K5	1	04-SEP-2009	13:49:00	9247017	A9I030173	H1
93	LJ009	1	04-SEP-2009	13:50:19	9247017	A9H280208	H1
94	LKAQC	10	04-SEP-2009	13:51:31	9247017	A9I030312	H1
95	LKAP8	5	04-SEP-2009	13:52:40	9247017	A9I030312	H1
96	CK2CCV	1	04-SEP-2009	13:54:06			H1
97	CK1CCB	1	04-SEP-2009	13:55:21			H1
98	CK2CCV	1	04-SEP-2009	13:59:57			H1
99	CK1CCB	1	04-SEP-2009	14:01:13			H1
100	LJ9K5	1	04-SEP-2009	14:02:30	9247017	A9I030173	H1
101	LJ009	1	04-SEP-2009	14:03:39	9247017	A9H280208	H1
102	LKAQC	20	04-SEP-2009	14:04:47	9247017	A9I030312	H1
103	LKAP8	10	04-SEP-2009	14:06:15	9247017	A9I030312	H1
104	CK2CCV	1	04-SEP-2009	14:07:21			H1
105	CK1CCB	1	04-SEP-2009	14:08:47			H1

End of Report

STD2/CCV	STD 9H419	ICSA	STD 9H451	CRI	STD 96373
STD3	STD 9H420	ICSAB	STD 9H452		
STD4	STD 9H421	ICV	STD 9H410		

Test America North Canton ICP/MS Data Review Checklist

Run/Project Information:

Run Date: 9/15/09 Analyst: BLD Instrument: I8

Prep Batches Run: See Run Log

Circle Methods used: 6020/ 200.8: CORP-MT-0001NC

Review Items

	Yes	No	N/A	2nd Level
A. Tune/Daily performance				
1. Resolution </= 0.9 AMU full width at 10% peak height, and within +/- 0.1 AMU of true mass?	✓			✓
2. Performance check within recommended specfications? (Be>8000cps) (In >300,000 cps) (Pb >100,000 cps) (Co>100000cps) (Mg>10000cps) (CeO/Ce ≤ 0.03) (Ba++/Ba+ ≤ 0.03)(Background < 30cps @ Mass 220) CCT Performance Check (In>75000cps) (Se<20 cps)	✓			✓
B. Calibration/Instrument Run QC				
1. Instrument calibrated per manufacturer's instructions and at SOP specified levels ? Correlation coefficient ≥ .995 ?	✓			✓
2. ICV/CCV analyzed at appropriate frequency and within control limits? (*ICV: =90 – 110%) (CCV: 90 – 110%,* 200.8 = 85 -115% *)*	✓			✓
3. ICB/CCB analyzed at appropriate frequency and within +/- RL?	✓			✓
4. CRI run and recovered within QC limits (+/-50%)?	✓			✓
5. ICSA/ICSAB run at required frequency and within SOP control limits?	✓			✓
C. Sample Results				
1. Were samples with concentrations > the linear range for any parameter diluted and reanalyzed ?	✓			✓
2. All reported results bracketed by in control QC ?	✓			✓
3. Sample analyses done within holding time ?	✓			✓
D. Preparation/Matrix QC				
1. LCS done per prep batch and within QC limits ?	✓			✓
2. Method blank done per prep batch and < RL?	✓			✓
3. MS run at required frequency and within limits ?	✓			✓
4. MSD or DU run at required frequency and RPD within SOP limits ?	✓			✓
5. Serial dilution done per prep batch?	✓			✓
6. Post digest spike analyzed if required?	✓			✓
E. Other				
1. Are all nonconformances documented appropriately ?	✓			✓
2. Current IDL/LR data on file ?	✓			✓
3. Calculations checked for error ?	✓			✓
4. Transcriptions checked for error ?	✓			✓
5. All client/project specific requirements met ?	✓			✓
6. Date/time of analysis verified as correct?	✓			✓

Level I Analyst: [signature] Date: 9/16/09 Time: 17:39 - 03:00

Level I Analyst: Date: Time:

Level II Reviewer: Karen M Counts Date: 9-16-09 Time: 12:39 - 03:00

Level II Reviewer: Date: Time:

Comments: Additional ICSA/ICSAB at 22:36

Performance Report

Sample details
Acquired at : 9/15/2009 07:03:13
Report name : CCT MODE PERF REPORT [5/14/2008 11:21:44]

Tune conditions

Major	
Extraction	-121.6
Lens 1	-1137
Lens 2	-80.0
Focus	0.0
D1	-50.2
D2	-140
Pole Bias	-14.0
Hexapole Bias	-17.0
Nebuliser	0.80

Minor	
Lens 3	-195.3
Forward power	1404
Horizontal	98
Vertical	225
DA	-22.0
Cool	13.0
Auxiliary	0.90
Sampling Depth	150

Global	
Standard resolution	140
High resolution	140
Analogue Detector	1598
PC Detector	3127

Add. Gases	
He_H2	1.57
Do Not Use	0.00

Sensitivity and stability results

Acquisition parameters
Sweeps : 30

Run	Time	78Se	115In
Dwell (mSecs)		500.0	10.0
Limits	%RSD	-	5.0%
	Countrate	<20	>75000
1	07:03:14	17.733	119567.36
2	07:03:32	18.800	120128.03
3	07:03:49	18.533	120443.63
4	07:04:07	18.800	119788.94
5	07:04:24	19.267	118869.06
x		18.627	119759.40
σ		0.56	598.86
%RSD		3.033	0.500

Result : The performance report passed.

Performance Report

Sample details
Acquired at : 9/15/2009 06:59:42
Report name : STD MODE PERF REPORT [8/11/2009 07:18:25]

Mass Calibration verification

Acquisition parameters
Sweeps : 10
Dwell : 5.0 mSecs
Point spacing : 0.02 amu
Peak width measured at 10% of the peak maximum

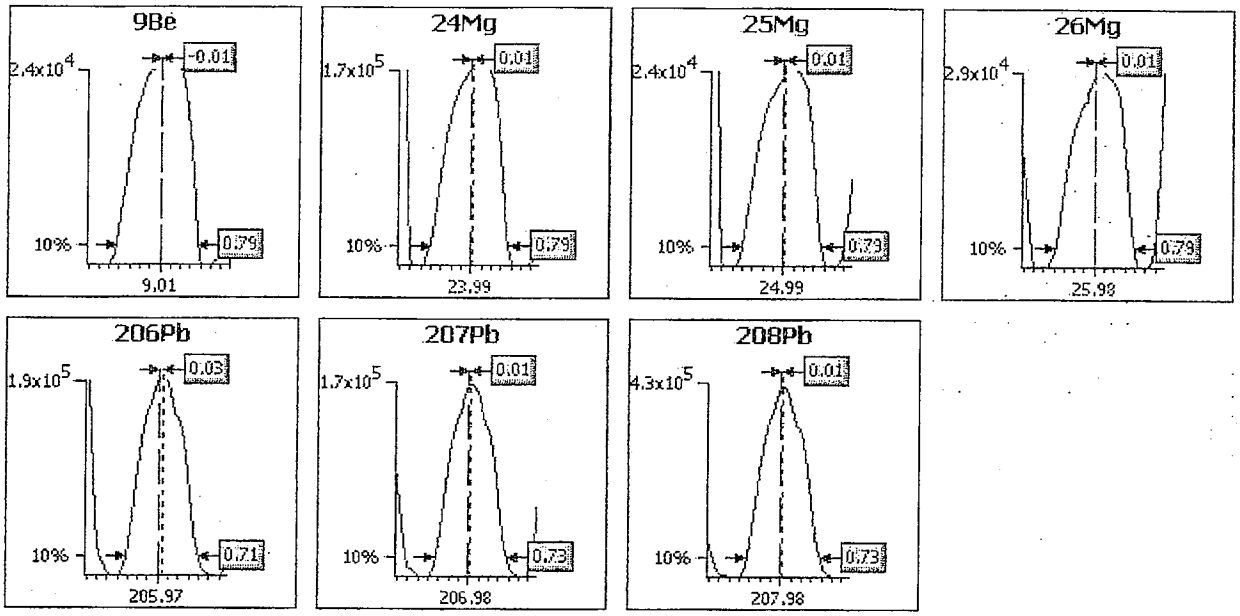

Analyte	Limits			Results	
	Max. width	Min. width	Max. error	Peak width	Peak error
9Be	0.85	0.65	0.10	0.79	-0.01
24Mg	0.85	0.65	0.10	0.79	0.01
25Mg	0.85	0.65	0.10	0.79	0.01
26Mg	0.85	0.65	0.10	0.79	0.01
206Pb	0.85	0.65	0.10	0.71	0.03
207Pb	0.85	0.65	0.10	0.73	0.01
208Pb	0.85	0.65	0.10	0.73	0.01

Sample details
Acquired at : 9/15/2009 06:59:42
Report name : STD MODE PERF REPORT [8/11/2009 07:18:25]

Tune conditions

Major	
Extraction	-113.7
Lens 1	-1153
Lens 2	-80.0
Focus	11.8
D1	-45.5
D2	-140
Pole Bias	-1.0
Hexapole Bias	-4.0
Nebuliser	0.81

Minor	
Lens 3	-195.3
Forward power	1404
Horizontal	98
Vertical	225
DA	-46.3
Cool	13.0
Auxiliary	0.90
Sampling Depth	150

Global	
Standard resolution	140
High resolution	140
Analogue Detector	1598
PC Detector	3127

Add. Gases	
He_H2	0.00
Do Not Use	0.00

Sensitivity and stability results

Acquisition parameters
Sweeps : 30

Run	Time	5Bkg	9Be	24Mg	25Mg	26Mg	59Co	137Ba++	101Bkg	115In
Dwell (mSecs)		100.0	10.0	10.0	10.0	10.0	10.0	30.0	100.0	10.0
Limits	%RSD	-	5.0%	-	5.0%	-	5.0%	-	-	5.0%
	Countrate	-	>8000	>10000	>10000	>10000	>100000	-	-	>300000
1	07:00:16	0.000	24020.631	181385.01	24831.818	28811.548	322208.06	1635.636	2.667	738521.07
2	07:00:34	0.000	24708.301	183400.21	25189.020	29556.184	321895.44	1635.636	2.000	733973.31
3	07:00:51	0.000	24341.095	182527.38	24921.953	29329.117	322500.29	1528.959	1.667	739959.48
4	07:01:08	0.000	24074.041	184246.13	24891.908	29592.916	319690.26	1628.968	0.667	741711.50
5	07:01:26	0.000	23857.063	186069.56	24838.495	30224.047	323145.95	1552.295	2.000	739875.89
x		0.000	24200.226	183525.66	24934.639	29502.762	321888.00	1596.299	1.800	738808.25
σ		0.00	333.14	1773.78	147.07	509.70	1312.43	51.56	0.73	2930.58
%RSD		0.000	1.377	0.967	0.590	1.728	0.408	3.230	40.572	0.397

Run	Time	137Ba	140Ce	156Ce O	206Pb	207Pb	208Pb	220Bkg
Dwell (mSecs)		10.0	10.0	30.0	10.0	10.0	10.0	100.0
Limits	%RSD	-	-	-	-	-	5.0%	-
	Countrate	-	-	-	>100000	>100000	>100000	<30
1	07:00:16	77446.187	633685.30	18167.674	209380.33	172292.63	424942.42	18.333
2	07:00:34	78608.275	640197.21	17349.025	211500.18	174650.31	426522.01	15.333
3	07:00:51	78069.083	640685.44	16920.807	209940.64	172036.67	427776.90	9.333
4	07:01:08	77539.955	640598.88	18570.340	207969.49	171251.99	426275.83	10.000
5	07:01:26	77834.657	638002.06	18333.411	211385.40	172019.83	427024.64	6.000
x		77899.631	638633.78	17868.252	210035.21	172450.29	426508.36	11.800
σ		466.39	2974.97	701.11	1472.59	1290.08	1046.68	4.95
%RSD		0.599	0.466	3.924	0.701	0.748	0.245	41.976

Ratio results

Run	Time	137Ba++/137Ba	156Ce O/140Ce
Ratio limits		<0.0300	<0.0300
1	07:00:16	0.021	0.029
2	07:00:34	0.021	0.027
3	07:00:51	0.020	0.026
4	07:01:08	0.021	0.029
5	07:01:26	0.020	0.029
x		0.0205	0.0280
σ		0.00	0.00
%RSD		3.3489	4.1153

Result : The performance report passed.

STD2/CCV	STD 9H419	ICSA	STD 9H451	CRI STD	96373
STD3	STD 9H420	ICSAB	STD 9H452		
STD4	STD 9H421	ICV	STD 9H410		

Test America North Canton ICP/MS Data Review Checklist

Run/Project Information:

Run Date: 9/16/09 Analyst: BLB Instrument: I8

Prep Batches Run: _____ See Run Log _____

Circle Methods used: 6020/ 200.8: CORP-MT-0001NC

Review Items

	Yes	No	N/A	2nd Level
A. Tune/Daily performance				
1. Resolution </= 0.9 AMU full width at 10% peak height, and within +/- 0.1 AMU of true mass?	✓			✓
2. Performance check within recommended specfications? (Be>8000cps) (In >300,000 cps) (Pb >100,000 cps) (Co>100000cps) (Mg>10000cps) (CeO/Ce ≤ 0.03) (Ba++/Ba+ ≤ 0.03)(Background < 30cps @ Mass 220) CCT Performance Check (In>75000cps) (Se<20 cps)	✓			✓
B. Calibration/Instrument Run QC				
1. Instrument calibrated per manufacturer's instructions and at SOP specified levels ? Correlation coefficient ≥ .995 ?	✓			✓
2. ICV/CCV analyzed at appropriate frequency and within control limits? *(ICV: = 90 – 110%) (CCV: 90 – 110%,* 200.8 = 85 -115% *)*	✓			✓
3. ICB/CCB analyzed at appropriate frequency and within +/- RL?	✓			✓
4. CRI run and recovered within QC limits (+/-50%)?	✓			✓
5. ICSA/ICSAB run at required frequency and within SOP control limits?	✓			✓
C. Sample Results				
1. Were samples with concentrations > the linear range for any parameter diluted and reanalyzed ?	✓			✓
2. All reported results bracketed by in control QC ?	✓			✓
3. Sample analyses done within holding time ?	✓			✓
D. Preparation/Matrix QC	✓			
1. LCS done per prep batch and within QC limits ?	✓			✓
2. Method blank done per prep batch and < RL?	✓			✓
3. MS run at required frequency and within limits ?	✓			✓
4. MSD or DU run at required frequency and RPD within SOP limits ?	✓			✓
5. Serial dilution done per prep batch?	✓			✓
6. Post digest spike analyzed if required?	✓			✓
E. Other	✓			
1. Are all nonconformances documented appropriately ?	✓			✓
2. Current IDL/LR data on file ?	✓			✓
3. Calculations checked for error ?	✓			✓
4. Transcriptions checked for error ?	✓			✓
5. All client/project specific requirements met ?	✓			✓
6. Date/time of analysis verified as correct ?	✓			✓

Level I Analyst: [signature] Date: 9/16/09 Time: 07:24 – 11:43

Level I Analyst: [signature] Date: 9/17/09 Time: 11:47 – 02:19

Level II Reviewer: Karen L Coutts Date: 9/16/09 Time: 07:24 – 11:43

Level II Reviewer: Karen L Coutts Date: 9-17-09 Time: 11:47 – 02:19

Comments: Additional ICSA/ICSAB at 19:43

Performance Report

Sample details
Acquired at : 9/16/2009 07:05:13
Report name : STD MODE PERF REPORT [8/11/2009 07:18:25]

Mass Calibration verification

Acquisition parameters
Sweeps : 10
Dwell : 5.0 mSecs
Point spacing : 0.02 amu
Peak width measured at 10% of the peak maximum

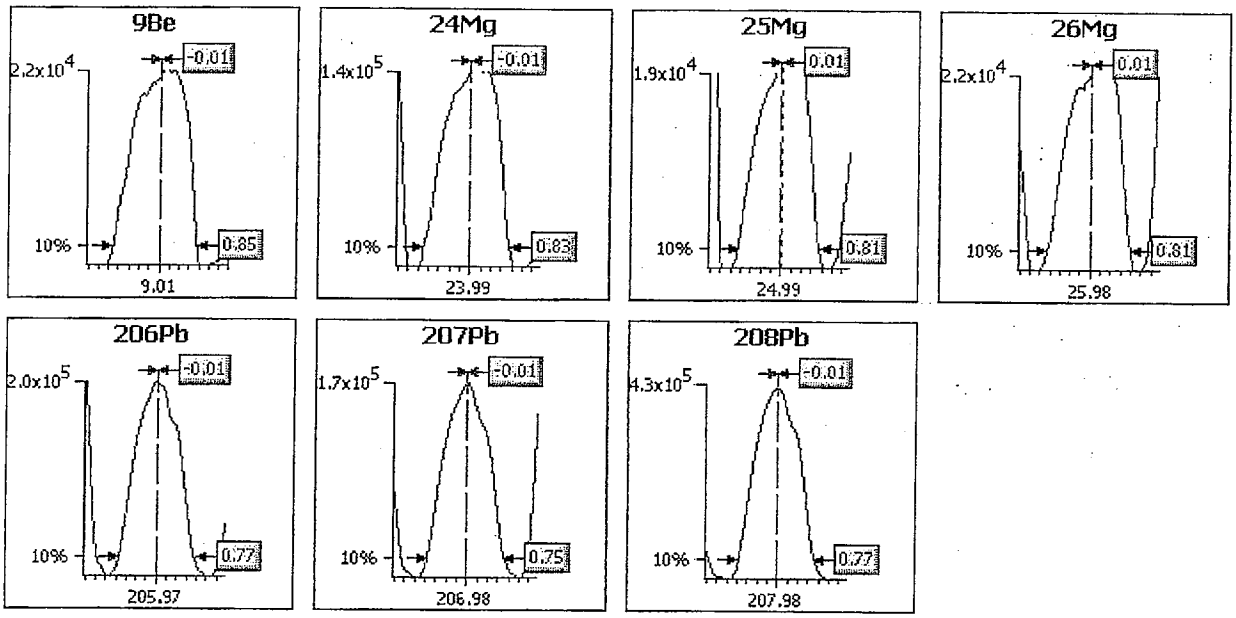

Analyte	Limits			Results	
	Max. width	Min. width	Max. error	Peak width	Peak error
9Be	0.85	0.65	0.10	0.85	-0.01
24Mg	0.85	0.65	0.10	0.83	-0.01
25Mg	0.85	0.65	0.10	0.81	0.01
26Mg	0.85	0.65	0.10	0.81	0.01
206Pb	0.85	0.65	0.10	0.77	-0.01
207Pb	0.85	0.65	0.10	0.75	-0.01
208Pb	0.85	0.65	0.10	0.77	-0.01

Sample details
Acquired at : 9/16/2009 07:05:13
Report name : STD MODE PERF REPORT [8/11/2009 07:18:25]

Tune conditions

Major	
Extraction	-113.7
Lens 1	-1153
Lens 2	-80.0
Focus	11.8
D1	-45.5
D2	-140
Pole Bias	-1.0
Hexapole Bias	-4.0
Nebuliser	0.81

Minor	
Lens 3	-195.3
Forward power	1404
Horizontal	98
Vertical	225
DA	-46.3
Cool	13.0
Auxiliary	0.90
Sampling Depth	150

Global	
Standard resolution	140
High resolution	140
Analogue Detector	1598
PC Detector	3127

Add. Gases	
He_H2	0.00
Do Not Use	0.00

Sensitivity and stability results

Acquisition parameters
Sweeps : 30

Run	Time	5Bkg	9Be	24Mg	25Mg	26Mg	59Co	137Ba++	101Bkg	115In
Dwell (mSecs)		100.0	10.0	10.0	10.0	10.0	10.0	30.0	100.0	10.0
Limits	%RSD	-	5.0%		5.0%	-	5.0%	-	-	5.0%
	Countrate	-	>8000	>10000	>10000	>10000	>100000	-	-	>300000
1	07:05:47	0.000	22274.875	145179.57	20248.960	23753.582	284206.04	1425.617	5.333	724623.91
2	07:06:04	0.000	22632.022	146558.23	20385.793	24247.626	284426.42	1378.946	3.667	715554.40
3	07:06:22	0.000	22465.130	146612.03	20335.732	23636.749	286050.53	1476.732	4.000	725803.61
4	07:06:39	0.000	22475.144	148256.48	20238.948	24033.983	286121.73	1420.060	4.667	728399.95
5	07:06:57	0.000	23239.524	148575.97	20205.574	24190.877	287725.66	1390.058	2.667	728170.23
x		0.000	22617.339	147036.46	20283.001	23972.563	285706.08	1418.283	4.067	724510.42
σ		0.00	370.13	1388.83	74.90	268.24	1436.82	38.14	1.01	5254.00
%RSD		0.000	1.637	0.945	0.369	1.119	0.503	2.689	24.862	0.725

Run	Time	137Ba	140Ce	156Ce O	206Pb	207Pb	208Pb	220Bkg
Dwell (mSecs)		10.0	10.0	30.0	10.0	10.0	10.0	100.0
Limits	%RSD	-	-	-	-	-	5.0%	-
	Countrate	-	-	-	>100000	>100000	>100000	<30
1	07:05:47	76843.407	627113.61	16157.828	211432.66	175873.07	435821.33	27.000
2	07:06:04	76672.623	625830.03	15262.541	214984.33	180731.30	443058.44	22.667
3	07:06:22	77466.280	629971.76	16140.033	214136.86	177463.12	439170.89	20.000
4	07:06:39	77225.165	631345.64	15969.870	216800.97	178510.89	440673.10	24.000
5	07:06:57	76233.951	629881.79	16224.560	216848.24	178628.81	442096.74	26.333
x		76888.285	628828.57	15950.966	214840.61	178241.44	440164.10	24.000
σ		480.69	2273.99	396.13	2236.27	1777.43	2838.02	2.84
%RSD		0.625	0.362	2.483	1.041	0.997	0.645	11.826

Ratio results

Run	Time	137Ba++/137Ba	156Ce O/140Ce
Ratio limits		<0.0300	<0.0300
1	07:05:47	0.019	0.026
2	07:06:04	0.018	0.024
3	07:06:22	0.019	0.026
4	07:06:39	0.018	0.025
5	07:06:57	0.018	0.026
x		0.0184	0.0254
σ		0.00	0.00
%RSD		2.1901	2.2819

Result : The performance report passed.

Performance Report

Sample details
Acquired at : 9/16/2009 07:08:57
Report name : CCT MODE PERF REPORT [5/14/2008 11:21:44]

Tune conditions

Major	
Extraction	-121.6
Lens 1	-1137
Lens 2	-80.0
Focus	0.0
D1	-50.2
D2	-140
Pole Bias	-14.0
Hexapole Bias	-17.0
Nebuliser	0.80

Minor	
Lens 3	-195.3
Forward power	1404
Horizontal	98
Vertical	225
DA	-22.0
Cool	13.0
Auxiliary	0.90
Sampling Depth	150

Global	
Standard resolution	140
High resolution	140
Analogue Detector	1598
PC Detector	3127

Add. Gases	
He_H2	1.57
Do Not Use	0.00

Sensitivity and stability results

Acquisition parameters
Sweeps : 30

Run	Time	78Se	115In
Dwell (mSecs)		500.0	10.0
Limits	%RSD	-	5.0%
	Countrate	<20	>75000
1	07:08:58	15.400	115770.69
2	07:09:16	18.133	115518.96
3	07:09:33	16.733	115159.82
4	07:09:51	18.133	114042.17
5	07:10:08	17.200	115794.19
x		17.120	115257.17
σ		1.14	725.66
%RSD		6.639	0.630

Result : The performance report passed.

TestAmerica North Canton

Metals Data Reporting Form

Initial Calibration Verification Standard

Instrument: ICPMS **Units:** ug/L

Chart Number: I80915B.csv **Acceptable Range:** 90% - 110%

Standard Source: _____ **Standard ID:** _____

Element	WL/ Mass	True Conc	ICV 09/15/09 12:58 PM Found	% Rec	Found	% Rec	Found	% Rec	Found	% Rec	Found	% Rec
Antimony	121	80.0	83.81	**104.8**								
Arsenic	75	80.0	82.38	**103.0**								
Barium	137	80.0	82.97	**103.7**								
Beryllium	9	80.0	82.39	**103.0**								
Cadmium	111	80.0	84.19	**105.2**								
Chromium	52	80.0	83.81	**104.8**								
Cobalt	59	80.0	82.99	**103.7**								
Copper	65	80.0	83.64	**104.6**								
Iron	56	20000.0	20356.67	**101.8**								
Lead	208	80.0	81.77	**102.2**								
Manganese	55	400.0	403.13	**100.8**								
Molybdenum	95	80.0	84.05	**105.1**								
Nickel	60	80.0	84.35	**105.4**								
Selenium	78	80.0	84.03	**105.0**								
Silver	107	80.0	86.87	**108.6**								
Thallium	205	80.0	81.90	**102.4**								
Vanadium	51	80.0	81.82	**102.3**								
Zinc	66	80.0	83.60	**104.5**								

TestAmerica North Canton

Metals Data Reporting Form

Initial Calibration Verification Standard

Instrument: ICPMS **Units:** ug/L

Chart Number: I80916A.csv **Acceptable Range:** 90% - 110%

Standard Source: _____ **Standard ID:** _____

Element	WL/ Mass	True Conc	ICV 09/16/09 7:43 AM Found	% Rec	Found	% Rec	Found	% Rec	Found	% Rec	Found	% Rec
Arsenic	75	80.0	81.48	**101.8**								
Cadmium	111	80.0	83.64	**104.5**								
Chromium	52	80.0	82.68	**103.4**								
Cobalt	59	80.0	82.00	**102.5**								
Copper	65	80.0	83.26	**104.1**								
Iron	56	20000.0	20306.67	**101.5**								
Manganese	55	400.0	397.93	**99.5**								
Molybdenum	95	80.0	83.29	**104.1**								
Nickel	60	80.0	82.59	**103.2**								
Selenium	78	80.0	83.53	**104.4**								
Silver	107	80.0	85.00	**106.3**								
Vanadium	51	80.0	82.07	**102.6**								
Zinc	66	80.0	83.18	**104.0**								

TestAmerica North Canton

Metals Data Reporting Form

Initial Calibration Verification Standard

Instrument: CVAA **Units:** ug/L

Chart Number: hg10904d.prn **Acceptable Range:** 90% - 110%

Standard Source: Ultra **Standard ID:**

Element	WL/ Mass	True Conc	Ck5ICV 09/04/09 11:58 AM Found	% Rec	Found	% Rec	Found	% Rec	Found	% Rec	Found	% Rec
Mercury	253.7	2.5	2.62	**105.0**								

TestAmerica North Canton

Metals Data Reporting Form

Initial Calibration Verification Standard

Instrument: CVAA **Units:** ug/L

Chart Number: hg40910a.prn **Acceptable Range:** 90% - 110%

Standard Source: Ultra **Standard ID:** _____

Element	WL/ Mass	True Conc	Ck2ICV 09/10/09 12:43 PM Found	% Rec	Found	% Rec	Found	% Rec	Found	% Rec	Found	% Rec
Mercury	253.7	2.5	2.46	**98.3**								

TestAmerica North Canton

Metals Data Reporting Form

Continuing Calibration Verification

Instrument: ICPMS **Units:** ug/L

Chart Number: I80915B.csv **Acceptable Range:** 90% - 110%

Standard Source: _____ **Standard ID:** _____

Element	WL/ Mass	True Conc	CCV 09/15/09 1:19 PM Found	% Rec	CCV 2 09/15/09 3:03 PM Found	% Rec	CCV 3 09/15/09 3:53 PM Found	% Rec	CCV 4 09/15/09 4:51 PM Found	% Rec	CCV 5 09/15/09 5:48 PM Found	% Rec
Antimony	121	100.0	101.03	**101.0**	101.03	**101.0**	102.67	**102.7**	101.83	**101.8**	99.96	**100.0**
Arsenic	75	100.0	99.05	**99.0**	100.10	**100.1**	99.72	**99.7**	98.83	**98.8**	99.31	**99.3**
Barium	137	100.0	100.63	**100.6**	101.17	**101.2**	101.83	**101.8**	100.53	**100.5**	99.24	**99.2**
Beryllium	9	100.0	100.87	**100.9**	97.55	**97.6**	95.35	**95.4**	92.12	**92.1**	96.75	**96.8**
Cadmium	111	100.0	102.27	**102.3**	103.93	**103.9**	104.77	**104.8**	104.87	**104.9**	102.47	**102.5**
Chromium	52	100.0	101.13	**101.1**	102.40	**102.4**	102.20	**102.2**	103.33	**103.3**	101.50	**101.5**
Cobalt	59	100.0	100.17	**100.2**	102.77	**102.8**	101.80	**101.8**	103.00	**103.0**	100.97	**101.0**
Copper	65	100.0	100.76	**100.8**	103.47	**103.5**	104.33	**104.3**	106.57	**106.6**	102.97	**103.0**
Iron	56	25000.0	25270.00	**101.1**	25873.33	**103.5**	26143.33	**104.6**	26320.00	**105.3**	25780.00	**103.1**
Lead	208	100.0	99.72	**99.7**	100.17	**100.2**	101.57	**101.6**	100.40	**100.4**	97.58	**97.6**
Manganese	55	500.0	491.20	**98.2**	503.13	**100.6**	503.80	**100.8**	518.00	**103.6**	498.80	**99.8**
Molybdenum	95	100.0	106.73	**106.7**	104.50	**104.5**	105.23	**105.2**	106.30	**106.3**	103.80	**103.8**
Nickel	60	100.0	100.26	**100.3**	104.77	**104.8**	104.23	**104.2**	104.67	**104.7**	102.80	**102.8**
Selenium	78	100.0	101.37	**101.4**	97.99	**98.0**	98.23	**98.2**	96.39	**96.4**	98.44	**98.4**
Silver	107	100.0	103.27	**103.3**	106.93	**106.9**	107.60	**107.6**	109.27	**109.3**	103.73	**103.7**
Thallium	205	100.0	99.86	**99.9**	99.40	**99.4**	99.99	**100.0**	100.15	**100.2**	99.02	**99.0**
Vanadium	51	100.0	100.15	**100.2**	99.81	**99.8**	99.92	**99.9**	101.27	**101.3**	100.11	**100.1**
Zinc	66	100.0	101.67	**101.7**	102.60	**102.6**	101.97	**102.0**	102.00	**102.0**	102.43	**102.4**

TestAmerica North Canton

Metals Data Reporting Form

Continuing Calibration Verification

Instrument: ICPMS **Units:** ug/L

Chart Number: I80915B.csv **Acceptable Range:** 90% - 110%

Standard Source: _____ **Standard ID:** _____

Element	WL/ Mass	True Conc	CCV 6 09/15/09 6:46 PM Found	% Rec	CCV 7 09/15/09 7:41 PM Found	% Rec	CCV 8 09/15/09 8:42 PM Found	% Rec	CCV 9 09/15/09 9:37 PM Found	% Rec	CCV 10 09/15/09 10:25 PM Found	% Rec
Antimony	121	100.0	100.25	**100.3**	103.53	**103.5**	101.90	**101.9**	100.87	**100.9**	101.33	**101.3**
Arsenic	75	100.0	99.84	**99.8**	97.71	**97.7**	99.49	**99.5**	101.10	**101.1**	99.97	**100.0**
Barium	137	100.0	100.63	**100.6**	100.77	**100.8**	99.68	**99.7**	102.77	**102.8**	102.17	**102.2**
Beryllium	9	100.0	101.47	**101.5**	92.69	**92.7**	97.86	**97.9**	106.77	**106.8**	102.47	**102.5**
Cadmium	111	100.0	100.97	**101.0**	105.60	**105.6**	103.23	**103.2**	99.95	**99.9**	101.23	**101.2**
Chromium	52	100.0	101.40	**101.4**	102.63	**102.6**	101.40	**101.4**	100.37	**100.4**	101.50	**101.5**
Cobalt	59	100.0	100.19	**100.2**	101.67	**101.7**	101.23	**101.2**	99.98	**100.0**	100.22	**100.2**
Copper	65	100.0	101.70	**101.7**	103.53	**103.5**	102.50	**102.5**	99.41	**99.4**	100.97	**101.0**
Iron	56	25000.0	25863.33	**103.5**	26376.67	**105.5**	26136.67	**104.5**	26406.67	**105.6**	26426.67	**105.7**
Lead	208	100.0	98.53	**98.5**	101.23	**101.2**	99.24	**99.2**	98.97	**99.0**	99.88	**99.9**
Manganese	55	500.0	497.20	**99.4**	511.00	**102.2**	500.67	**100.1**	493.30	**98.7**	494.63	**98.9**
Molybdenum	95	100.0	102.83	**102.8**	105.67	**105.7**	103.60	**103.6**	100.59	**100.6**	102.27	**102.3**
Nickel	60	100.0	101.60	**101.6**	103.40	**103.4**	102.37	**102.4**	100.53	**100.5**	101.31	**101.3**
Selenium	78	100.0	99.91	**99.9**	98.16	**98.2**	100.00	**100.0**	100.07	**100.1**	100.31	**100.3**
Silver	107	100.0	102.50	**102.5**	107.23	**107.2**	104.50	**104.5**	100.52	**100.5**	102.20	**102.2**
Thallium	205	100.0	99.77	**99.8**	100.47	**100.5**	100.01	**100.0**	99.47	**99.5**	99.44	**99.4**
Vanadium	51	100.0	99.92	**99.9**	100.50	**100.5**	99.32	**99.3**	100.61	**100.6**	100.60	**100.6**
Zinc	66	100.0	100.64	**100.6**	102.63	**102.6**	101.17	**101.2**	101.06	**101.1**	101.30	**101.3**

TestAmerica North Canton

Metals Data Reporting Form

Continuing Calibration Verification

Instrument: ICPMS **Units:** ug/L

Chart Number: I80915B.csv **Acceptable Range:** 90% - 110%

Standard Source: _____ **Standard ID:** _____

Element	WL/ Mass	True Conc	CCV 09/15/09 11:00 PM Found	% Rec	CCV 11 09/16/09 12:04 AM Found	% Rec	CCV 12 09/16/09 1:05 AM Found	% Rec	CCV 13 09/16/09 2:02 AM Found	% Rec	Found	% Rec
Antimony	121	100.0	101.07	**101.1**	101.67	**101.7**	101.97	**102.0**	101.90	**101.9**		
Arsenic	75	100.0	100.97	**101.0**	99.72	**99.7**	100.33	**100.3**	100.80	**100.8**		
Barium	137	100.0	101.27	**101.3**	101.93	**101.9**	100.62	**100.6**	100.43	**100.4**		
Beryllium	9	100.0	102.20	**102.2**	98.50	**98.5**	95.80	**95.8**	94.62	**94.6**		
Cadmium	111	100.0	102.30	**102.3**	103.43	**103.4**	104.37	**104.4**	103.27	**103.3**		
Chromium	52	100.0	101.67	**101.7**	101.40	**101.4**	103.53	**103.5**	103.80	**103.8**		
Cobalt	59	100.0	100.73	**100.7**	101.33	**101.3**	102.47	**102.5**	102.80	**102.8**		
Copper	65	100.0	101.93	**101.9**	102.77	**102.8**	104.47	**104.5**	105.17	**105.2**		
Iron	56	25000.0	26566.67	**106.3**	26436.67	**105.7**	26666.67	**106.7**	26826.67	**107.3**		
Lead	208	100.0	99.21	**99.2**	98.05	**98.1**	98.07	**98.1**	98.04	**98.0**		
Manganese	55	500.0	498.93	**99.8**	506.97	**101.4**	515.97	**103.2**	516.83	**103.4**		
Molybdenum	95	100.0	104.83	**104.8**	103.90	**103.9**	104.50	**104.5**	105.10	**105.1**		
Nickel	60	100.0	100.60	**100.6**	102.83	**102.8**	103.13	**103.1**	104.27	**104.3**		
Selenium	78	100.0	101.33	**101.3**	99.73	**99.7**	98.22	**98.2**	95.77	**95.8**		
Silver	107	100.0	102.67	**102.7**	104.70	**104.7**	106.33	**106.3**	106.37	**106.4**		
Thallium	205	100.0	99.91	**99.9**	99.98	**100.0**	100.87	**100.9**	100.69	**100.7**		
Vanadium	51	100.0	99.95	**99.9**	100.13	**100.1**	100.90	**100.9**	102.00	**102.0**		
Zinc	66	100.0	101.77	**101.8**	101.50	**101.5**	103.20	**103.2**	101.93	**101.9**		

TestAmerica North Canton

Metals Data Reporting Form

Continuing Calibration Verification

Instrument: ICPMS **Units:** ug/L

Chart Number: I80916A.csv **Acceptable Range:** 90% - 110%

Standard Source: _____ **Standard ID:** _____

Element	WL/ Mass	True Conc	CCV 09/16/09 8:07 AM Found	% Rec	CCV 1 09/16/09 9:07 AM Found	% Rec	CCV 2 09/16/09 9:59 AM Found	% Rec	CCV 3 09/16/09 10:48 AM Found	% Rec	CCV 4 09/16/09 11:37 AM Found	% Rec
Arsenic	75	100.0	98.50	**98.5**	99.17	**99.2**	99.58	**99.6**	98.91	**98.9**	98.60	**98.6**
Cadmium	111	100.0	100.59	**100.6**	98.18	**98.2**	99.70	**99.7**	99.92	**99.9**	99.31	**99.3**
Chromium	52	100.0	99.26	**99.3**	99.28	**99.3**	98.73	**98.7**	98.89	**98.9**	98.23	**98.2**
Cobalt	59	100.0	98.82	**98.8**	98.67	**98.7**	98.05	**98.0**	98.09	**98.1**	97.75	**97.8**
Copper	65	100.0	100.62	**100.6**	99.55	**99.6**	101.16	**101.2**	100.90	**100.9**	99.32	**99.3**
Iron	56	25000.0	24793.33	**99.2**	24683.33	**98.7**	24856.67	**99.4**	24790.00	**99.2**	24946.67	**99.8**
Manganese	55	500.0	481.57	**96.3**	479.40	**95.9**	481.97	**96.4**	478.07	**95.6**	478.17	**95.6**
Molybdenum	95	100.0	105.53	**105.5**	101.13	**101.1**	100.37	**100.4**	100.87	**100.9**	100.54	**100.5**
Nickel	60	100.0	99.44	**99.4**	99.70	**99.7**	99.94	**99.9**	99.23	**99.2**	98.21	**98.2**
Selenium	78	100.0	100.20	**100.2**	102.40	**102.4**	100.54	**100.5**	101.70	**101.7**	101.72	**101.7**
Silver	107	100.0	100.31	**100.3**	99.12	**99.1**	99.92	**99.9**	100.32	**100.3**	98.92	**98.9**
Vanadium	51	100.0	98.82	**98.8**	99.51	**99.5**	98.62	**98.6**	99.72	**99.7**	96.82	**96.8**
Zinc	66	100.0	101.63	**101.6**	99.76	**99.8**	99.94	**99.9**	97.94	**97.9**	99.96	**100.0**

TestAmerica North Canton

Metals Data Reporting Form

Continuing Calibration Verification

Instrument: CVAA **Units:** ug/L

Chart Number: hg10904d.prn **Acceptable Range:** 80% - 120%

Standard Source: Ultra **Standard ID:**

Element	WL/ Mass	True Conc	Ck2CCV 09/04/09 12:01 PM Found	% Rec	Ck2CCV 09/04/09 12:15 PM Found	% Rec	Ck2CCV 09/04/09 12:29 PM Found	% Rec	Ck2CCV 09/04/09 12:44 PM Found	% Rec	Ck2CCV 09/04/09 12:59 PM Found	% Rec
Mercury	253.7	5.0	5.22	**104.4**	5.16	**103.2**	5.40	**107.9**	5.30	**106.0**	5.18	**103.7**

TestAmerica North Canton

Metals Data Reporting Form

Continuing Calibration Verification

Instrument: CVAA **Units:** ug/L

Chart Number: hg10904d.prn **Acceptable Range:** 80% - 120%

Standard Source: Ultra **Standard ID:**

Element	WL/ Mass	True Conc	Ck2CCV 09/04/09 1:14 PM Found	% Rec	Found	% Rec	Found	% Rec	Found	% Rec	Found	% Rec
Mercury	253.7	5.0	5.28	**105.6**								

TestAmerica North Canton

Metals Data Reporting Form

Continuing Calibration Verification

Instrument: CVAA **Units:** ug/L

Chart Number: hg40910a.prn **Acceptable Range:** 80% - 120%

Standard Source: Ultra **Standard ID:**

Element	WL/ Mass	True Conc	Ck6CCV 09/10/09 12:49 PM		Ck6CCV 09/10/09 1:09 PM		Ck6CCV 09/10/09 1:29 PM		Ck6CCV 09/10/09 1:49 PM		Ck6CCV 09/10/09 2:10 PM	
			Found	% Rec	Found	% Rec	Found	% Rec	Found	% Rec	Found	% Rec
Mercury	253.7	5.0	5.21	**104.2**	5.25	**105.0**	5.52	**110.4**	5.29	**105.8**	5.36	**107.3**

TestAmerica North Canton

Metals Data Reporting Form

Continuing Calibration Verification

Instrument: CVAA **Units:** ug/L

Chart Number: hg40910a.prn **Acceptable Range:** 80% - 120%

Standard Source: Ultra **Standard ID:**

Element	WL/ Mass	True Conc	Ck6CCV 09/10/09 2:30 PM Found	% Rec	Ck6CCV 09/10/09 2:51 PM Found	% Rec	Ck6CCV 09/10/09 3:13 PM Found	% Rec	Ck6CCV 09/10/09 3:31 PM Found	% Rec	Found	% Rec
Mercury	253.7	5.0	5.19	**103.8**	5.29	**105.7**	5.45	**109.0**	5.42	**108.3**		

TestAmerica North Canton

Metals Data Reporting Form

Contract Required Detection Limit Standard

Instrument: ICPMS **Units:** ug/L

Chart Number: I80915B.csv **Acceptable Range:** 50% - 150%

Standard Source: _____ **Standard ID:** _____

Element	WL/ Mass	True Conc	CRI 09/15/09 1:06 PM Found	% Rec	Found	% Rec	Found	% Rec	Found	% Rec	Found	% Rec
Antimony	121	2.0	2.19	**109.3**								
Arsenic	75	2.0	2.02	**101.2**								
Barium	137	1.0	1.05	**105.3**								
Beryllium	9	1.0	0.99	**98.8**								
Cadmium	111	0.5	0.57	**114.2**								
Chromium	52	2.0	2.14	**107.2**								
Cobalt	59	1.0	1.07	**106.6**								
Copper	65	2.0	2.25	**112.3**								
Iron	56	50.0	57.12	**114.2**								
Lead	208	1.0	1.06	**106.0**								
Manganese	55	1.0	1.20	**120.4**								
Molybdenu	95	10.0	10.68	**106.8**								
Nickel	60	2.0	2.23	**111.3**								
Selenium	78	2.0	2.30	**115.1**								
Silver	107	0.5	0.59	**118.2**								
Thallium	205	1.0	1.11	**111.2**								
Vanadium	51	5.0	4.94	**98.7**								
Zinc	66	10.0	11.48	**114.8**								

TestAmerica North Canton

Metals Data Reporting Form

Contract Required Detection Limit Standard

Instrument: ICPMS **Units:** ug/L

Chart Number: I80916A.csv **Acceptable Range:** 50% - 150%

Standard Source: _____ **Standard ID:** _____

Element	WL/ Mass	True Conc	CRI 09/16/09 7:53 AM Found	% Rec	Found	% Rec	Found	% Rec	Found	% Rec	Found	% Rec
Arsenic	75	2.0	2.04	**101.8**								
Cadmium	111	0.5	0.53	**105.3**								
Chromium	52	2.0	2.09	**104.3**								
Cobalt	59	1.0	1.02	**102.3**								
Copper	65	2.0	2.41	**120.7**								
Iron	56	50.0	54.51	**109.0**								
Manganese	55	1.0	1.16	**115.6**								
Molybdenu	95	10.0	10.36	**103.6**								
Nickel	60	2.0	2.17	**108.4**								
Selenium	78	2.0	2.11	**105.7**								
Silver	107	0.5	0.56	**111.4**								
Vanadium	51	5.0	5.06	**101.1**								
Zinc	66	10.0	11.27	**112.7**								

TestAmerica North Canton

Metals Data Reporting Form

Contract Required Detection Limit Standard

Instrument: CVAA **Units:** ug/L

Chart Number: hg10904d.prn **Acceptable Range:** 50% - 150%

Standard Source: Ultra **Standard ID:**

Element	WL/ Mass	True Conc	Ck3CRA\MRL 09/04/09 12:00 PM Found	% Rec	Found	% Rec	Found	% Rec	Found	% Rec	Found	% Rec
Mercury	253.7	0.2	0.23	**114.2**								

TestAmerica North Canton

Metals Data Reporting Form

Contract Required Detection Limit Standard

Instrument: CVAA **Units:** ug/L

Chart Number: hg40910a.prn **Acceptable Range:** 50% - 150%

Standard Source: Ultra **Standard ID:**

Element	WL/ Mass	True Conc	Ck4CRA\MRL 09/10/09 12:46 PM Found	% Rec	Found	% Rec	Found	% Rec	Found	% Rec	Found	% Rec
Mercury	253.7	0.2	0.25	126.5								

5.04.5 *Form 2B Equivalent*

TestAmerica North Canton

Metals Data Reporting Form

Initial Calibration Blank Results

Instrument: ICPMS **Units:** ug/L

Chart Number: I80915B.csv

Standard Source: _____ **Standard ID:** _____

Element	WL/ Mass	Report Limit	ICB 09/15/09 1:03 PM Found	Q	Found	Q	Found	Q	Found	Q	Found	Q
Antimony	121	2	**0.14**	**B**								
Arsenic	75	5	0.12	U								
Barium	137	1	0.033	U								
Beryllium	9	1	0.025	U								
Cadmium	111	1	0.014	U								
Chromium	52	2	**-0.058**	**B**								
Cobalt	59	1	0.015	U								
Copper	65	2	0.079	U								
Iron	56	50	4.7	U								
Lead	208	1	0.028	U								
Manganese	55	1	0.034	U								
Molybdenum	95	2	0.23	U								
Nickel	60	2	0.048	U								
Selenium	78	5	**0.26**	**B**								
Silver	107	1	0.02	U								
Thallium	205	1	**0.21**	**B**								
Vanadium	51	20	0.29	U								
Zinc	66	20	0.6	U								

U Result is less than the IDL

B Result is between IDL and RL

Form 3 Equivalent

TestAmerica North Canton

Metals Data Reporting Form

Continuing Calibration Blank Results

Instrument: ICPMS **Units:** ug/L

Chart Number: I80915B.csv

Standard Source: _____ **Standard ID:** _____

Element	WL/ Mass	Report Limit	CCB 09/15/09 1:24 PM Found	Q	CCB 2 09/15/09 3:09 PM Found	Q	CCB 3 09/15/09 3:58 PM Found	Q	CCB 4 09/15/09 4:56 PM Found	Q	CCB 5 09/15/09 5:54 PM Found	Q
Antimony	121	2	**0.099**	**B**	0.043	U	**0.073**	**B**	0.043	U	**0.076**	**B**
Arsenic	75	5	0.12	U	**-0.13**	**B**	**-0.15**	**B**	**-0.15**	**B**	**-0.13**	**B**
Barium	137	1	0.033	U	0.033	U	0.033	U	0.033	U	0.033	U
Beryllium	9	1	0.025	U	0.025	U	0.025	U	0.025	U	0.025	U
Cadmium	111	1	0.014	U	**0.029**	**B**	**0.023**	**B**	0.014	U	0.014	U
Chromium	52	2	0.042	U	0.042	U	0.042	U	**-0.053**	**B**	**-0.046**	**B**
Cobalt	59	1	0.015	U	**0.025**	**B**	**0.048**	**B**	0.015	U	0.015	U
Copper	65	2	0.079	U	0.079	U	0.079	U	0.079	U	0.079	U
Iron	56	50	4.7	U	**9.1**	**B**	**13.9**	**B**	4.7	U	4.7	U
Lead	208	1	0.028	U	0.028	U	**0.038**	**B**	0.028	U	0.028	U
Manganese	55	1	0.034	U	**0.34**	**B**	**0.88**	**B**	0.034	U	**0.18**	**B**
Molybdenum	95	2	**1.1**	**B**	0.23	U	**0.24**	**B**	0.23	U	0.23	U
Nickel	60	2	0.048	U	0.048	U	0.048	U	0.048	U	0.048	U
Selenium	78	5	**0.26**	**B**	0.14	U	**0.24**	**B**	0.14	U	0.14	U
Silver	107	1	0.02	U	0.02	U	**0.026**	**B**	0.02	U	0.02	U
Thallium	205	1	**0.24**	**B**	**0.18**	**B**	**0.22**	**B**	**0.14**	**B**	**0.18**	**B**
Vanadium	51	20	0.29	U	0.29	U	0.29	U	0.29	U	0.29	U
Zinc	66	20	0.6	U	0.6	U	0.6	U	0.6	U	0.6	U

U Result is less than the IDL

B Result is between IDL and RL

TestAmerica North Canton

Metals Data Reporting Form

Continuing Calibration Blank Results

Instrument: ICPMS **Units:** ug/L

Chart Number: I80915B.csv

Standard Source: _____ **Standard ID:** _____

Element	WL/ Mass	Report Limit	CCB 6 09/15/09 6:52 PM Found	Q	CCB 7 09/15/09 7:47 PM Found	Q	CCB 8 09/15/09 8:48 PM Found	Q	CCB 9 09/15/09 9:43 PM Found	Q	CCB 10 09/15/09 10:32 PM Found	Q
Antimony	121	2	**0.1**	**B**	**0.054**	**B**	**0.12**	**B**	**0.059**	**B**	**0.11**	**B**
Arsenic	75	5	0.12	U	**-0.18**	**B**	**-0.14**	**B**	0.12	U	0.12	U
Barium	137	1	**0.14**	**B**	**0.063**	**B**	**0.058**	**B**	**0.082**	**B**	**0.098**	**B**
Beryllium	9	1	0.025	U	**0.03**	**B**	0.025	U	**0.047**	**B**	**0.036**	**B**
Cadmium	111	1	**0.031**	**B**	**0.03**	**B**	**0.028**	**B**	**0.044**	**B**	**0.04**	**B**
Chromium	52	2	**-0.042**	**B**	0.042	U	0.042	U	0.042	U	0.042	U
Cobalt	59	1	**0.036**	**B**	**0.02**	**B**	**0.023**	**B**	**0.04**	**B**	**0.047**	**B**
Copper	65	2	0.079	U	0.079	U	0.079	U	0.079	U	0.079	U
Iron	56	50	**7.9**	**B**	**6.1**	**B**	**8.5**	**B**	**10.2**	**B**	**12.3**	**B**
Lead	208	1	**0.031**	**B**	0.028	U	0.028	U	**0.031**	**B**	**0.037**	**B**
Manganese	55	1	**0.23**	**B**	**0.28**	**B**	**0.32**	**B**	**0.36**	**B**	**0.39**	**B**
Molybdenum	95	2	0.23	U	0.23	U	0.23	U	0.23	U	0.23	U
Nickel	60	2	0.048	U	0.048	U	0.048	U	0.048	U	0.048	U
Selenium	78	5	**0.27**	**B**	**0.15**	**B**	**0.18**	**B**	**0.29**	**B**	**0.15**	**B**
Silver	107	1	**0.031**	**B**	**0.025**	**B**	**0.027**	**B**	**0.036**	**B**	**0.04**	**B**
Thallium	205	1	**0.22**	**B**	**0.28**	**B**	**0.25**	**B**	**0.21**	**B**	**0.26**	**B**
Vanadium	51	20	0.29	U	0.29	U	0.29	U	0.29	U	0.29	U
Zinc	66	20	0.6	U	0.6	U	0.6	U	0.6	U	0.6	U

U Result is less than the IDL

B Result is between IDL and RL

TestAmerica North Canton

Metals Data Reporting Form

Continuing Calibration Blank Results

Instrument: ICPMS **Units:** ug/L

Chart Number: I80915B.csv

Standard Source: _____ **Standard ID:** _____

Element	WL/ Mass	Report Limit	CCB 09/15/09 11:07 PM Found	Q	CCB 11 09/16/09 12:10 AM Found	Q	CCB 12 09/16/09 1:11 AM Found	Q	CCB 13 09/16/09 2:08 AM Found	Q	Found	Q
Antimony	121	2	**0.14**	**B**	**0.11**	**B**	**0.11**	**B**	**0.096**	**B**		
Arsenic	75	5	0.12	U	0.12	U	0.12	U	0.12	U		
Barium	137	1	**0.1**	**B**	**0.1**	**B**	**0.14**	**B**	**0.14**	**B**		
Beryllium	9	1	**0.074**	**B**	**0.069**	**B**	**0.067**	**B**	**0.075**	**B**		
Cadmium	111	1	**0.077**	**B**	**0.048**	**B**	**0.08**	**B**	**0.098**	**B**		
Chromium	52	2	0.042	U	0.042	U	0.042	U	0.042	U		
Cobalt	59	1	**0.058**	**B**	**0.065**	**B**	**0.08**	**B**	**0.095**	**B**		
Copper	65	2	0.079	U	0.079	U	0.079	U	0.079	U		
Iron	56	50	**14.1**	**B**	**16.4**	**B**	**17.7**	**B**	**20.1**	**B**		
Lead	208	1	**0.046**	**B**	**0.051**	**B**	**0.065**	**B**	**0.069**	**B**		
Manganese	55	1	**0.52**	**B**	**0.61**	**B**	**0.81**	**B**	**0.99**	**B**		
Molybdenum	95	2	**0.43**	**B**	0.23	U	**0.23**	**B**	**0.24**	**B**		
Nickel	60	2	**0.066**	**B**	0.048	U	0.048	U	**0.06**	**B**		
Selenium	78	5	**0.19**	**B**	**0.24**	**B**	**0.17**	**B**	**0.33**	**B**		
Silver	107	1	**0.06**	**B**	**0.064**	**B**	**0.069**	**B**	**0.082**	**B**		
Thallium	205	1	**0.31**	**B**	**0.24**	**B**	**0.24**	**B**	**0.24**	**B**		
Vanadium	51	20	0.29	U	0.29	U	0.29	U	0.29	U		
Zinc	66	20	0.6	U	0.6	U	0.6	U	0.6	U		

U Result is less than the IDL

B Result is between IDL and RL

TestAmerica North Canton

Metals Data Reporting Form

Initial Calibration Blank Results

Instrument: ICPMS **Units:** ug/L

Chart Number: I80916A.csv

Standard Source: _____ **Standard ID:** _____

Element	WL/ Mass	Report Limit	ICB 09/16/09 7:49 AM Found	Q	Found	Q	Found	Q	Found	Q	Found	Q
Arsenic	75	5	**-0.12**	**B**								
Cadmium	111	1	0.014	U								
Chromium	52	2	**-0.063**	**B**								
Cobalt	59	1	0.015	U								
Copper	65	2	0.079	U								
Iron	56	50	4.7	U								
Manganese	55	1	0.034	U								
Molybdenum	95	2	0.23	U								
Nickel	60	2	0.048	U								
Selenium	78	5	**-0.18**	**B**								
Silver	107	1	0.02	U								
Vanadium	51	20	0.29	U								
Zinc	66	20	0.6	U								

U Result is less than the IDL

B Result is between IDL and RL

TestAmerica North Canton

Metals Data Reporting Form

Continuing Calibration Blank Results

Instrument: ICPMS **Units:** ug/L

Chart Number: I80916A.csv

Standard Source: _____ **Standard ID:** _____

Element	WL/ Mass	Report Limit	CCB 09/16/09 8:16 AM Found	Q	CCB 1 09/16/09 9:13 AM Found	Q	CCB 2 09/16/09 10:05 AM Found	Q	CCB 3 09/16/09 10:54 AM Found	Q	CCB 4 09/16/09 11:43 AM Found	Q
Arsenic	75	5	0.12	U	0.12	U	0.12	U	0.12	U	0.12	U
Cadmium	111	1	0.014	U	**0.021**	**B**	**0.02**	**B**	**0.032**	**B**	**0.037**	**B**
Chromium	52	2	0.042	U	**-0.053**	**B**	**-0.053**	**B**	**-0.076**	**B**	**-0.066**	**B**
Cobalt	59	1	0.015	U	0.015	U	0.015	U	**0.028**	**B**	**0.038**	**B**
Copper	65	2	0.079	U	0.079	U	0.079	U	0.079	U	0.079	U
Iron	56	50	4.7	U	**5**	**B**	**7.5**	**B**	**9.2**	**B**	**12.1**	**B**
Manganese	55	1	0.034	U	**0.071**	**B**	**0.1**	**B**	**0.17**	**B**	**0.28**	**B**
Molybdenum	95	2	**0.48**	**B**	0.23	U	0.23	U	0.23	U	0.23	U
Nickel	60	2	0.048	U	0.048	U	0.048	U	**0.049**	**B**	**0.06**	**B**
Selenium	78	5	**-0.21**	**B**	0.14	U	0.14	U	**-0.15**	**B**	0.14	U
Silver	107	1	0.02	U	0.02	U	**0.022**	**B**	**0.026**	**B**	**0.031**	**B**
Vanadium	51	20	0.29	U	0.29	U	0.29	U	0.29	U	0.29	U
Zinc	66	20	0.6	U	0.6	U	0.6	U	0.6	U	0.6	U

U Result is less than the IDL

B Result is between IDL and RL

Form 3 Equivalent

TestAmerica North Canton

Metals Data Reporting Form

Initial Calibration Blank Results

Instrument: CVAA **Units:** ug/L

Chart Number: hg10904d.prn

Standard Source: _____ **Standard ID:** _____

Element	WL/ Mass	Report Limit	Ck4ICB 09/04/09 11:59 AM Found	Q	Found	Q	Found	Q	Found	Q	Found	Q
Mercury	253.7	0.2	0.1	U								

5.04.5

U Result is less than the IDL

B Result is between IDL and RL

Form 3 Equivalent

TestAmerica North Canton

Metals Data Reporting Form

Initial Calibration Blank Results

Instrument: CVAA **Units:** ug/L

Chart Number: hg40910a.prn

Standard Source: _____ **Standard ID:** _____

Element	WL/ Mass	Report Limit	Ck3ICB 09/10/09 12:44 PM Found	Q	Found	Q	Found	Q	Found	Q	Found	Q
Mercury	253.7	0.2	0.1	U								

U Result is less than the IDL

B Result is between IDL and RL

TestAmerica North Canton

Metals Data Reporting Form

Continuing Calibration Blank Results

Instrument: CVAA **Units:** ug/L

Chart Number: hg10904d.prn

Standard Source: _____ **Standard ID:** _____

Element	WL/ Mass	Report Limit	Ck1CCB 09/04/09 12:02 PM Found	Q	Ck1CCB 09/04/09 12:16 PM Found	Q	Ck1CCB 09/04/09 12:30 PM Found	Q	Ck1CCB 09/04/09 12:45 PM Found	Q	Ck1CCB 09/04/09 1:00 PM Found	Q
Mercury	253.7	0.2	0.1	U	0.1	U	0.1	U	0.1	U	0.1	U

U Result is less than the IDL

B Result is between IDL and RL

TestAmerica North Canton

Metals Data Reporting Form

Continuing Calibration Blank Results

Instrument: CVAA **Units:** ug/L

Chart Number: hg10904d.prn

Standard Source: _____ **Standard ID:** _____

Element	WL/ Mass	Report Limit	Ck1CCB 09/04/09 1:15 PM Found	Q	Found	Q	Found	Q	Found	Q	Found	Q
Mercury	253.7	0.2	0.1	U								

5.04.5

U Result is less than the IDL

B Result is between IDL and RL

Form 3 Equivalent

North Canton

TestAmerica North Canton

Metals Data Reporting Form

Continuing Calibration Blank Results

Instrument: CVAA **Units:** ug/L

Chart Number: hg40910a.prn

Standard Source: _____ **Standard ID:** _____

Element	WL/ Mass	Report Limit	Ck5CCB 09/10/09 12:51 PM Found	Q	Ck5CCB 09/10/09 1:10 PM Found	Q	Ck5CCB 09/10/09 1:31 PM Found	Q	Ck5CCB 09/10/09 1:51 PM Found	Q	Ck5CCB 09/10/09 2:11 PM Found	Q
Mercury	253.7	0.2	0.1	U	0.1	U	0.1	U	**-0.2**	**B**	**0.1**	**B**

5.04.5

U Result is less than the IDL

B Result is between IDL and RL

Form 3 Equivalent

North Canton

TestAmerica North Canton

Metals Data Reporting Form

Continuing Calibration Blank Results

Instrument: CVAA **Units:** ug/L

Chart Number: hg40910a.prn

Standard Source: _____ **Standard ID:** _____

Element	WL/ Mass	Report Limit	Ck5CCB 09/10/09 2:32 PM Found	Q	Ck5CCB 09/10/09 2:53 PM Found	Q	Ck5CCB 09/10/09 3:15 PM Found	Q	Ck5CCB 09/10/09 3:33 PM Found	Q	Found	Q
Mercury	253.7	0.2	0.1	U	0.1	U	**0.1**	**B**	0.1	U		

5.04.5

U Result is less than the IDL

B Result is between IDL and RL

Form 3 Equivalent

METHOD BLANK REPORT

TOTAL Metals

Client Lot #...: 9I02192 **Matrix.....:** WATER

PARAMETER	RESULT	REPORTING LIMIT	UNITS	METHOD	PREPARATION-ANALYSIS DATE	WORK ORDER #
MB Lot-Sample #: A9I030000-022 **Prep Batch #...:** 9246022						
Antimony	ND	2.0	ug/L	SW846 6020	09/03-09/15/09	LJ8QJ1AA
		Dilution Factor: 1				
		Analysis Time..: 15:12		Analyst ID.....: 002260	Instrument ID..: I8	
Arsenic	ND	5.0	ug/L	SW846 6020	09/03-09/15/09	LJ8QJ1AC
		Dilution Factor: 1				
		Analysis Time..: 15:12		Analyst ID.....: 002260	Instrument ID..: I8	
Barium	**0.84 B**	**1.0**	**ug/L**	**SW846 6020**	**09/03-09/15/09**	**LJ8QJ1AD**
		Dilution Factor: 1				
		Analysis Time..: 15:12		Analyst ID.....: 002260	Instrument ID..: I8	
Beryllium	ND	1.0	ug/L	SW846 6020	09/03-09/15/09	LJ8QJ1AE
		Dilution Factor: 1				
		Analysis Time..: 15:12		Analyst ID.....: 002260	Instrument ID..: I8	
Cadmium	**0.034 B**	**1.0**	**ug/L**	**SW846 6020**	**09/03-09/15/09**	**LJ8QJ1AF**
		Dilution Factor: 1				
		Analysis Time..: 15:12		Analyst ID.....: 002260	Instrument ID..: I8	
Chromium	**0.31 B**	**2.0**	**ug/L**	**SW846 6020**	**09/03-09/15/09**	**LJ8QJ1AV**
		Dilution Factor: 1				
		Analysis Time..: 15:12		Analyst ID.....: 002260	Instrument ID..: I8	
Cobalt	**0.043 B**	**1.0**	**ug/L**	**SW846 6020**	**09/03-09/15/09**	**LJ8QJ1AG**
		Dilution Factor: 1				
		Analysis Time..: 15:12		Analyst ID.....: 002260	Instrument ID..: I8	
Copper	**0.39 B**	**2.0**	**ug/L**	**SW846 6020**	**09/03-09/15/09**	**LJ8QJ1AH**
		Dilution Factor: 1				
		Analysis Time..: 15:12		Analyst ID.....: 002260	Instrument ID..: I8	
Iron	**21.9 B**	**50.0**	**ug/L**	**SW846 6020**	**09/03-09/15/09**	**LJ8QJ1AJ**
		Dilution Factor: 1				
		Analysis Time..: 15:12		Analyst ID.....: 002260	Instrument ID..: I8	
Lead	**0.063 B**	**1.0**	**ug/L**	**SW846 6020**	**09/03-09/15/09**	**LJ8QJ1AK**
		Dilution Factor: 1				
		Analysis Time..: 15:12		Analyst ID.....: 002260	Instrument ID..: I8	
Manganese	**0.53 B**	**1.0**	**ug/L**	**SW846 6020**	**09/03-09/16/09**	**LJ8QJ1AL**
		Dilution Factor: 1				
		Analysis Time..: 09:47		Analyst ID.....: 002260	Instrument ID..: I8	

(Continued on next page)

METHOD BLANK REPORT

TOTAL Metals

Client Lot #...: 9I02192 **Matrix.....:** WATER

PARAMETER	RESULT	REPORTING LIMIT	UNITS	METHOD	PREPARATION-ANALYSIS DATE	WORK ORDER #
Molybdenum	ND	2.0	ug/L	SW846 6020	09/03-09/15/09	LJ8QJ1AM
		Dilution Factor: 1				
		Analysis Time..: 15:12		Analyst ID.....: 002260	Instrument ID..: I8	
Nickel	**0.22 B**	**2.0**	**ug/L**	**SW846 6020**	**09/03-09/15/09**	**LJ8QJ1AN**
		Dilution Factor: 1				
		Analysis Time..: 15:12		Analyst ID.....: 002260	Instrument ID..: I8	
Selenium	ND	5.0	ug/L	SW846 6020	09/03-09/15/09	LJ8QJ1AP
		Dilution Factor: 1				
		Analysis Time..: 15:12		Analyst ID.....: 002260	Instrument ID..: I8	
Silver	ND	1.0	ug/L	SW846 6020	09/03-09/15/09	LJ8QJ1AQ
		Dilution Factor: 1				
		Analysis Time..: 15:12		Analyst ID.....: 002260	Instrument ID..: I8	
Thallium	ND	1.0	ug/L	SW846 6020	09/03-09/15/09	LJ8QJ1AR
		Dilution Factor: 1				
		Analysis Time..: 15:12		Analyst ID.....: 002260	Instrument ID..: I8	
Vanadium	ND	20.0	ug/L	SW846 6020	09/03-09/15/09	LJ8QJ1AT
		Dilution Factor: 1				
		Analysis Time..: 15:12		Analyst ID.....: 002260	Instrument ID..: I8	
Zinc	**4.0 B**	**20.0**	**ug/L**	**SW846 6020**	**09/03-09/15/09**	**LJ8QJ1AU**
		Dilution Factor: 1				
		Analysis Time..: 15:12		Analyst ID.....: 002260	Instrument ID..: I8	
Mercury	ND	0.20	ug/L	SW846 7470A	09/03-09/04/09	LJ8QJ1AW
		Dilution Factor: 1				
		Analysis Time..: 12:34		Analyst ID.....: 001576	Instrument ID..: H1	

MB Lot-Sample #: C9I040000-480 **Prep Batch #...:** 9247480

Calcium	ND	5000	ug/L	SW846 6010B	09/04-09/10/09	LKD281AA
		Dilution Factor: 1				
		Analysis Time..: 13:14		Analyst ID.....: 022952	Instrument ID..: TRA	
Magnesium	ND	5000	ug/L	SW846 6010B	09/04-09/10/09	LKD281AD
		Dilution Factor: 1				
		Analysis Time..: 13:14		Analyst ID.....: 022952	Instrument ID..: TRA	
Potassium	**213 B**	**5000**	**ug/L**	**SW846 6010B**	**09/04-09/10/09**	**LKD281AC**
		Dilution Factor: 1				
		Analysis Time..: 13:14		Analyst ID.....: 022952	Instrument ID..: TRA	

(Continued on next page)

METHOD BLANK REPORT

TOTAL Metals

Client Lot #...: 9I02192 **Matrix.....:** WATER

PARAMETER	RESULT	REPORTING LIMIT	UNITS	METHOD	PREPARATION-ANALYSIS DATE	WORK ORDER #
Silica	ND	1070	ug/L	SW846 6010B	09/04-09/10/09	LKD281AF
		Dilution Factor: 1				
		Analysis Time..: 13:14		Analyst ID.....: 022952	Instrument ID..: TRA	
Sodium	ND	5000	ug/L	SW846 6010B	09/04-09/10/09	LKD281AE
		Dilution Factor: 1				
		Analysis Time..: 13:14		Analyst ID.....: 022952	Instrument ID..: TRA	

MB Lot-Sample #: A9I090000-016 **Prep Batch #...:** 9252016

Antimony	ND	2.0	ug/L	SW846 6020	09/09-09/15/09	LKGM11AA
		Dilution Factor: 1				
		Analysis Time..: 23:44		Analyst ID.....: 002260	Instrument ID..: I8	
Arsenic	ND	5.0	ug/L	SW846 6020	09/09-09/15/09	LKGM11AC
		Dilution Factor: 1				
		Analysis Time..: 23:44		Analyst ID.....: 002260	Instrument ID..: I8	
Barium	**0.42 B**	**1.0**	**ug/L**	**SW846 6020**	**09/09-09/15/09**	**LKGM11AD**
		Dilution Factor: 1				
		Analysis Time..: 23:44		Analyst ID.....: 002260	Instrument ID..: I8	
Beryllium	ND	1.0	ug/L	SW846 6020	09/09-09/15/09	LKGM11AE
		Dilution Factor: 1				
		Analysis Time..: 23:44		Analyst ID.....: 002260	Instrument ID..: I8	
Cadmium	ND	1.0	ug/L	SW846 6020	09/09-09/15/09	LKGM11AF
		Dilution Factor: 1				
		Analysis Time..: 23:44		Analyst ID.....: 002260	Instrument ID..: I8	
Chromium	**0.25 B**	**2.0**	**ug/L**	**SW846 6020**	**09/09-09/15/09**	**LKGM11AV**
		Dilution Factor: 1				
		Analysis Time..: 23:44		Analyst ID.....: 002260	Instrument ID..: I8	
Cobalt	ND	1.0	ug/L	SW846 6020	09/09-09/15/09	LKGM11AG
		Dilution Factor: 1				
		Analysis Time..: 23:44		Analyst ID.....: 002260	Instrument ID..: I8	
Copper	**0.43 B**	**2.0**	**ug/L**	**SW846 6020**	**09/09-09/15/09**	**LKGM11AH**
		Dilution Factor: 1				
		Analysis Time..: 23:44		Analyst ID.....: 002260	Instrument ID..: I8	
Iron	**25.9 B**	**50.0**	**ug/L**	**SW846 6020**	**09/09-09/15/09**	**LKGM11AJ**
		Dilution Factor: 1				
		Analysis Time..: 23:44		Analyst ID.....: 002260	Instrument ID..: I8	

(Continued on next page)

METHOD BLANK REPORT

TOTAL Metals

Client Lot #...: 9I02192 Matrix.....: WATER

PARAMETER	RESULT	REPORTING LIMIT	UNITS	METHOD	PREPARATION-ANALYSIS DATE	WORK ORDER #
Lead	ND	1.0	ug/L	SW846 6020	09/09-09/15/09	LKGM11AK
		Dilution Factor: 1				
		Analysis Time..: 23:44		Analyst ID.....: 002260	Instrument ID..: I8	
Manganese	**0.80 B**	**1.0**	**ug/L**	**SW846 6020**	**09/09-09/16/09**	**LKGM11AL**
		Dilution Factor: 1				
		Analysis Time..: 11:18		Analyst ID.....: 002260	Instrument ID..: I8	
Molybdenum	ND	2.0	ug/L	SW846 6020	09/09-09/15/09	LKGM11AM
		Dilution Factor: 1				
		Analysis Time..: 23:44		Analyst ID.....: 002260	Instrument ID..: I8	
Nickel	ND	2.0	ug/L	SW846 6020	09/09-09/15/09	LKGM11AN
		Dilution Factor: 1				
		Analysis Time..: 23:44		Analyst ID.....: 002260	Instrument ID..: I8	
Selenium	ND	5.0	ug/L	SW846 6020	09/09-09/15/09	LKGM11AP
		Dilution Factor: 1				
		Analysis Time..: 23:44		Analyst ID.....: 002260	Instrument ID..: I8	
Silver	ND	1.0	ug/L	SW846 6020	09/09-09/15/09	LKGM11AQ
		Dilution Factor: 1				
		Analysis Time..: 23:44		Analyst ID.....: 002260	Instrument ID..: I8	
Thallium	ND	1.0	ug/L	SW846 6020	09/09-09/15/09	LKGM11AR
		Dilution Factor: 1				
		Analysis Time..: 23:44		Analyst ID.....: 002260	Instrument ID..: I8	
Vanadium	ND	20.0	ug/L	SW846 6020	09/09-09/15/09	LKGM11AT
		Dilution Factor: 1				
		Analysis Time..: 23:44		Analyst ID.....: 002260	Instrument ID..: I8	
Zinc	**5.4 B**	**20.0**	**ug/L**	**SW846 6020**	**09/09-09/15/09**	**LKGM11AU**
		Dilution Factor: 1				
		Analysis Time..: 23:44		Analyst ID.....: 002260	Instrument ID..: I8	
Mercury	ND	0.20	ug/L	SW846 7470A	09/09-09/10/09	LKGM11AW
		Dilution Factor: 1				
		Analysis Time..: 14:41		Analyst ID.....: 001576	Instrument ID..: H4	

NOTE(S):

Calculations are performed before rounding to avoid round-off errors in calculated results.

B Estimated result. Result is less than RL.

METHOD BLANK REPORT

DISSOLVED Metals

Client Lot #...: 9I02192

Matrix.....: WATER

PARAMETER	RESULT	REPORTING LIMIT	UNITS	METHOD	PREPARATION-ANALYSIS DATE	WORK ORDER #
MB Lot-Sample #: A9I030000-022 **Prep Batch #...:** 9246022						
Antimony	ND	2.0	ug/L	SW846 6020	09/03-09/15/09	LJ8QJ1CK
		Dilution Factor: 1				
		Analysis Time..: 15:12		Analyst ID.....: 002260	Instrument ID..: I8	
Arsenic	ND	5.0	ug/L	SW846 6020	09/03-09/15/09	LJ8QJ1CL
		Dilution Factor: 1				
		Analysis Time..: 15:12		Analyst ID.....: 002260	Instrument ID..: I8	
Barium	0.84 B	1.0	ug/L	SW846 6020	09/03-09/15/09	LJ8QJ1CM
		Dilution Factor: 1				
		Analysis Time..: 15:12		Analyst ID.....: 002260	Instrument ID..: I8	
Beryllium	ND	1.0	ug/L	SW846 6020	09/03-09/15/09	LJ8QJ1CN
		Dilution Factor: 1				
		Analysis Time..: 15:12		Analyst ID.....: 002260	Instrument ID..: I8	
Cadmium	0.034 B	1.0	ug/L	SW846 6020	09/03-09/15/09	LJ8QJ1CP
		Dilution Factor: 1				
		Analysis Time..: 15:12		Analyst ID.....: 002260	Instrument ID..: I8	
Chromium	0.31 B	2.0	ug/L	SW846 6020	09/03-09/15/09	LJ8QJ1C5
		Dilution Factor: 1				
		Analysis Time..: 15:12		Analyst ID.....: 002260	Instrument ID..: I8	
Cobalt	0.043 B	1.0	ug/L	SW846 6020	09/03-09/15/09	LJ8QJ1CQ
		Dilution Factor: 1				
		Analysis Time..: 15:12		Analyst ID.....: 002260	Instrument ID..: I8	
Copper	0.39 B	2.0	ug/L	SW846 6020	09/03-09/15/09	LJ8QJ1CR
		Dilution Factor: 1				
		Analysis Time..: 15:12		Analyst ID.....: 002260	Instrument ID..: I8	
Iron	21.9 B	50.0	ug/L	SW846 6020	09/03-09/15/09	LJ8QJ1CT
		Dilution Factor: 1				
		Analysis Time..: 15:12		Analyst ID.....: 002260	Instrument ID..: I8	
Lead	0.063 B	1.0	ug/L	SW846 6020	09/03-09/15/09	LJ8QJ1CU
		Dilution Factor: 1				
		Analysis Time..: 15:12		Analyst ID.....: 002260	Instrument ID..: I8	
Manganese	0.53 B	1.0	ug/L	SW846 6020	09/03-09/16/09	LJ8QJ1CV
		Dilution Factor: 1				
		Analysis Time..: 09:47		Analyst ID.....: 002260	Instrument ID..: I8	

(Continued on next page)

METHOD BLANK REPORT

DISSOLVED Metals

Client Lot #...: 9I02192 **Matrix.....:** WATER

PARAMETER	RESULT	REPORTING LIMIT	UNITS	METHOD	PREPARATION-ANALYSIS DATE	WORK ORDER #
Molybdenum	ND	2.0	ug/L	SW846 6020	09/03-09/15/09	LJ8QJ1CW
		Dilution Factor: 1				
		Analysis Time..: 15:12		Analyst ID.....: 002260	Instrument ID..: I8	
Nickel	**0.22 B**	**2.0**	**ug/L**	**SW846 6020**	**09/03-09/15/09**	**LJ8QJ1CX**
		Dilution Factor: 1				
		Analysis Time..: 15:12		Analyst ID.....: 002260	Instrument ID..: I8	
Selenium	ND	5.0	ug/L	SW846 6020	09/03-09/15/09	LJ8QJ1C0
		Dilution Factor: 1				
		Analysis Time..: 15:12		Analyst ID.....: 002260	Instrument ID..: I8	
Silver	ND	1.0	ug/L	SW846 6020	09/03-09/15/09	LJ8QJ1C1
		Dilution Factor: 1				
		Analysis Time..: 15:12		Analyst ID.....: 002260	Instrument ID..: I8	
Thallium	ND	1.0	ug/L	SW846 6020	09/03-09/15/09	LJ8QJ1C2
		Dilution Factor: 1				
		Analysis Time..: 15:12		Analyst ID.....: 002260	Instrument ID..: I8	
Vanadium	ND	20.0	ug/L	SW846 6020	09/03-09/15/09	LJ8QJ1C3
		Dilution Factor: 1				
		Analysis Time..: 15:12		Analyst ID.....: 002260	Instrument ID..: I8	
Zinc	**4.0 B**	**20.0**	**ug/L**	**SW846 6020**	**09/03-09/15/09**	**LJ8QJ1C4**
		Dilution Factor: 1				
		Analysis Time..: 15:12		Analyst ID.....: 002260	Instrument ID..: I8	
Mercury	ND	0.20	ug/L	SW846 7470A	09/03-09/04/09	LJ8QJ1C6
		Dilution Factor: 1				
		Analysis Time..: 12:34		Analyst ID.....: 001576	Instrument ID..: H1	

MB Lot-Sample #: A9I090000-016 **Prep Batch #...:** 9252016

Antimony	ND	2.0	ug/L	SW846 6020	09/09-09/15/09	LKGM11CK
		Dilution Factor: 1				
		Analysis Time..: 23:44		Analyst ID.....: 002260	Instrument ID..: I8	
Arsenic	ND	5.0	ug/L	SW846 6020	09/09-09/15/09	LKGM11CL
		Dilution Factor: 1				
		Analysis Time..: 23:44		Analyst ID.....: 002260	Instrument ID..: I8	
Barium	**0.42 B**	**1.0**	**ug/L**	**SW846 6020**	**09/09-09/15/09**	**LKGM11CM**
		Dilution Factor: 1				
		Analysis Time..: 23:44		Analyst ID.....: 002260	Instrument ID..: I8	

(Continued on next page)

METHOD BLANK REPORT

DISSOLVED Metals

Client Lot #...: 9I02192 Matrix.....: WATER

PARAMETER	RESULT	REPORTING LIMIT	UNITS	METHOD	PREPARATION-ANALYSIS DATE	WORK ORDER #
Beryllium	ND	1.0	ug/L	SW846 6020	09/09-09/15/09	LKGM11CN
		Dilution Factor: 1				
		Analysis Time..: 23:44		Analyst ID.....: 002260	Instrument ID..: I8	
Cadmium	ND	1.0	ug/L	SW846 6020	09/09-09/15/09	LKGM11CP
		Dilution Factor: 1				
		Analysis Time..: 23:44		Analyst ID.....: 002260	Instrument ID..: I8	
Chromium	0.25 B	2.0	ug/L	SW846 6020	09/09-09/15/09	LKGM11C5
		Dilution Factor: 1				
		Analysis Time..: 23:44		Analyst ID.....: 002260	Instrument ID..: I8	
Cobalt	ND	1.0	ug/L	SW846 6020	09/09-09/15/09	LKGM11CQ
		Dilution Factor: 1				
		Analysis Time..: 23:44		Analyst ID.....: 002260	Instrument ID..: I8	
Copper	0.43 B	2.0	ug/L	SW846 6020	09/09-09/15/09	LKGM11CR
		Dilution Factor: 1				
		Analysis Time..: 23:44		Analyst ID.....: 002260	Instrument ID..: I8	
Iron	25.9 B	50.0	ug/L	SW846 6020	09/09-09/15/09	LKGM11CT
		Dilution Factor: 1				
		Analysis Time..: 23:44		Analyst ID.....: 002260	Instrument ID..: I8	
Lead	ND	1.0	ug/L	SW846 6020	09/09-09/15/09	LKGM11CU
		Dilution Factor: 1				
		Analysis Time..: 23:44		Analyst ID.....: 002260	Instrument ID..: I8	
Manganese	0.80 B	1.0	ug/L	SW846 6020	09/09-09/16/09	LKGM11CV
		Dilution Factor: 1				
		Analysis Time..: 11:18		Analyst ID.....: 002260	Instrument ID..: I8	
Molybdenum	ND	2.0	ug/L	SW846 6020	09/09-09/15/09	LKGM11CW
		Dilution Factor: 1				
		Analysis Time..: 23:44		Analyst ID.....: 002260	Instrument ID..: I8	
Nickel	ND	2.0	ug/L	SW846 6020	09/09-09/15/09	LKGM11CX
		Dilution Factor: 1				
		Analysis Time..: 23:44		Analyst ID.....: 002260	Instrument ID..: I8	
Selenium	ND	5.0	ug/L	SW846 6020	09/09-09/15/09	LKGM11C0
		Dilution Factor: 1				
		Analysis Time..: 23:44		Analyst ID.....: 002260	Instrument ID..: I8	
Silver	ND	1.0	ug/L	SW846 6020	09/09-09/15/09	LKGM11C1
		Dilution Factor: 1				
		Analysis Time..: 23:44		Analyst ID.....: 002260	Instrument ID..: I8	

(Continued on next page)

METHOD BLANK REPORT

DISSOLVED Metals

Client Lot #...: 9I02192 **Matrix.....:** WATER

PARAMETER	RESULT	REPORTING LIMIT	UNITS	METHOD	PREPARATION-ANALYSIS DATE	WORK ORDER #
Thallium	ND	1.0	ug/L	SW846 6020	09/09-09/15/09	LKGM11C2
		Dilution Factor: 1				
		Analysis Time..: 23:44		Analyst ID.....: 002260	Instrument ID..: I8	
Vanadium	ND	20.0	ug/L	SW846 6020	09/09-09/15/09	LKGM11C3
		Dilution Factor: 1				
		Analysis Time..: 23:44		Analyst ID.....: 002260	Instrument ID..: I8	
Zinc	**5.4 B**	**20.0**	**ug/L**	**SW846 6020**	**09/09-09/15/09**	**LKGM11C4**
		Dilution Factor: 1				
		Analysis Time..: 23:44		Analyst ID.....: 002260	Instrument ID..: I8	
Mercury	ND	0.20	ug/L	SW846 7470A	09/09-09/10/09	LKGM11C6
		Dilution Factor: 1				
		Analysis Time..: 14:41		Analyst ID.....: 001576	Instrument ID..: H4	

NOTE(S):

Calculations are performed before rounding to avoid round-off errors in calculated results.

B Estimated result. Result is less than RL.

TestAmerica North Canton

Metals Data Reporting Form

Interference Check Standard A

Instrument: ICPMS **Units:** ug/L

Chart Number: I80915B.csv **Acceptable Range:** 0% - 0%

Standard Source: _____ **Standard ID:** _____

Element	WL/ Mass	Reporting Limit	True Conc	ICSA 09/15/09 1:11 PM Found	ICSA 09/15/09 10:36 PM Found	Found	Found	Found
Antimony	121	2		0.150	0.170			
Arsenic	75	5		0.020	0.047			
Barium	137	1		0.690	0.810			
Beryllium	9	1		0.010	0.015			
Cadmium	111	1		-0.620	-0.600			
Chromium	52	2		0.500	0.490			
Cobalt	59	1		0.037	0.037			
Copper	65	2		0.180	0.200			
Iron	56		50000	52400	54600			
Lead	208	1		0.084	0.091			
Manganese	55	1		1	1			
Molybdenum	95	2	1000	1020	1020			
Nickel	60	2		0.310	0.440			
Selenium	78	5		0.120	0.190			
Silver	107	1		0.031	0.051			
Thallium	205	1		0.090	0.140			
Vanadium	51	20		-0.048	-0.110			
Zinc	66	20		1	3			

U Result is less than the IDL

B Result is between IDL and RL

Form 4 Equivalent

TestAmerica North Canton

Metals Data Reporting Form

Interference Check Standard A

Instrument: ICPMS **Units:** ug/L

Chart Number: I80916A.csv **Acceptable Range:** 0% - 0%

Standard Source: _____ **Standard ID:** _____

Element	WL/ Mass	Reporting Limit	True Conc	ICSA 09/16/09 7:57 AM Found	Found	Found	Found	Found
Arsenic	75	5		0.019				
Cadmium	111	1		-0.640				
Chromium	52	2		0.490				
Cobalt	59	1		0.028				
Copper	65	2		0.310				
Iron	56		50000	51600				
Manganese	55	1		1				
Molybdenum	95	2	1000	1020				
Nickel	60	2		0.400				
Selenium	78	5		-0.180				
Silver	107	1		0.040				
Vanadium	51	20		-0.029				
Zinc	66	20		1				

TestAmerica North Canton

Metals Data Reporting Form

Interference Check Standard AB

Instrument: ICPMS **Units:** ug/L

Chart Number: I80915B.csv **Acceptable Range:** 50% - 150%

Standard Source: _____ **Standard ID:** _____

Element	WL/ Mass	True Conc	ICSAB 09/15/09 1:14 PM Found	% Rec	ICSAB 09/15/09 10:41 PM Found	% Rec	Found	% Rec	Found	% Rec	Found	% Rec
Antimony	121	100	102.4	**102.4**	102.0	**102.0**						
Arsenic	75	100	99.1	**99.1**	98.7	**98.7**						
Barium	137	100	103.6	**103.6**	103.1	**103.1**						
Beryllium	9	100	100.2	**100.2**	102.2	**102.2**						
Cadmium	111	100	104.0	**104.0**	102.8	**102.8**						
Chromium	52	100	104.5	**104.5**	104.6	**104.6**						
Cobalt	59	100	101.2	**101.2**	101.4	**101.4**						
Copper	65	100	102.2	**102.2**	101.9	**101.9**						
Iron	56	50000	52136.7	**104.3**	54960.0	**109.9**						
Lead	208	100	102.9	**102.9**	101.9	**101.9**						
Manganese	55	100	105.9	**105.9**	106.3	**106.3**						
Molybdenum	95	1000	1143.7	**114.4**	1130.0	**113.0**						
Nickel	60	100	103.2	**103.2**	103.2	**103.2**						
Selenium	78	100	103.1	**103.1**	99.0	**99.0**						
Silver	107	100	104.2	**104.2**	101.6	**101.6**						
Thallium	205	100	103.2	**103.2**	103.5	**103.5**						
Vanadium	51	100	103.5	**103.5**	104.7	**104.7**						
Zinc	66	100	104.0	**104.0**	104.5	**104.5**						

TestAmerica North Canton

Metals Data Reporting Form

Interference Check Standard AB

Instrument: ICPMS **Units:** ug/L

Chart Number: I80916A.csv **Acceptable Range:** 50% - 150%

Standard Source: **Standard ID:**

Element	WL/ Mass	True Conc	ICSAB 09/16/09 8:01 AM Found	% Rec	Found	% Rec	Found	% Rec	Found	% Rec	Found	% Rec
Arsenic	75	100	97.5	**97.5**								
Cadmium	111	100	102.2	**102.2**								
Chromium	52	100	103.0	**103.0**								
Cobalt	59	100	100.1	**100.1**								
Copper	65	100	100.3	**100.3**								
Iron	56	50000	51616.7	**103.2**								
Manganese	55	100	103.5	**103.5**								
Molybdenum	95	1000	1129.0	**112.9**								
Nickel	60	100	102.1	**102.1**								
Selenium	78	100	101.5	**101.5**								
Silver	107	100	101.7	**101.7**								
Vanadium	51	100	102.2	**102.2**								
Zinc	66	100	102.2	**102.2**								

LABORATORY CONTROL SAMPLE EVALUATION REPORT

TOTAL Metals

Client Lot #...: 9I02192 **Matrix.....:** WATER

PARAMETER	PERCENT RECOVERY	RECOVERY LIMITS	METHOD	PREPARATION-ANALYSIS DATE	WORK ORDER #
LCS Lot-Sample#: A9I030000-022 **Prep Batch #...:** 9246022					
Antimony	101	(80 - 120)	SW846 6020	09/03-09/15/09	LJ8QJ1AX
		Dilution Factor: 1	Analysis Time..: 15:16	Analyst ID.....: 002260	
		Instrument ID..: I8			
Arsenic	98	(80 - 120)	SW846 6020	09/03-09/15/09	LJ8QJ1A0
		Dilution Factor: 1	Analysis Time..: 15:16	Analyst ID.....: 002260	
		Instrument ID..: I8			
Barium	97	(80 - 120)	SW846 6020	09/03-09/15/09	LJ8QJ1A1
		Dilution Factor: 1	Analysis Time..: 15:16	Analyst ID.....: 002260	
		Instrument ID..: I8			
Beryllium	95	(80 - 120)	SW846 6020	09/03-09/15/09	LJ8QJ1A2
		Dilution Factor: 1	Analysis Time..: 15:16	Analyst ID.....: 002260	
		Instrument ID..: I8			
Cadmium	104	(80 - 120)	SW846 6020	09/03-09/15/09	LJ8QJ1A3
		Dilution Factor: 1	Analysis Time..: 15:16	Analyst ID.....: 002260	
		Instrument ID..: I8			
Cobalt	98	(80 - 120)	SW846 6020	09/03-09/15/09	LJ8QJ1A4
		Dilution Factor: 1	Analysis Time..: 15:16	Analyst ID.....: 002260	
		Instrument ID..: I8			
Copper	104	(80 - 120)	SW846 6020	09/03-09/15/09	LJ8QJ1A5
		Dilution Factor: 1	Analysis Time..: 15:16	Analyst ID.....: 002260	
		Instrument ID..: I8			
Iron	103	(80 - 120)	SW846 6020	09/03-09/15/09	LJ8QJ1A6
		Dilution Factor: 1	Analysis Time..: 15:16	Analyst ID.....: 002260	
		Instrument ID..: I8			
Lead	97	(80 - 120)	SW846 6020	09/03-09/15/09	LJ8QJ1A7
		Dilution Factor: 1	Analysis Time..: 15:16	Analyst ID.....: 002260	
		Instrument ID..: I8			
Manganese	99	(80 - 120)	SW846 6020	09/03-09/15/09	LJ8QJ1A8
		Dilution Factor: 1	Analysis Time..: 15:16	Analyst ID.....: 002260	
		Instrument ID..: I8			

(Continued on next page)

LABORATORY CONTROL SAMPLE EVALUATION REPORT

TOTAL Metals

Client Lot #...: 9I02192 **Matrix.....:** WATER

PARAMETER	PERCENT RECOVERY	RECOVERY LIMITS	METHOD	PREPARATION-ANALYSIS DATE	WORK ORDER #
Molybdenum	99	(80 - 120)	SW846 6020	09/03-09/15/09	LJ8QJ1A9
		Dilution Factor: 1	Analysis Time..: 15:16	Analyst ID.....: 002260	
		Instrument ID..: I8			
Nickel	103	(80 - 120)	SW846 6020	09/03-09/15/09	LJ8QJ1CA
		Dilution Factor: 1	Analysis Time..: 15:16	Analyst ID.....: 002260	
		Instrument ID..: I8			
Selenium	99	(80 - 120)	SW846 6020	09/03-09/15/09	LJ8QJ1CC
		Dilution Factor: 1	Analysis Time..: 15:16	Analyst ID.....: 002260	
		Instrument ID..: I8			
Silver	106	(80 - 120)	SW846 6020	09/03-09/15/09	LJ8QJ1CD
		Dilution Factor: 1	Analysis Time..: 15:16	Analyst ID.....: 002260	
		Instrument ID..: I8			
Thallium	94	(80 - 120)	SW846 6020	09/03-09/15/09	LJ8QJ1CE
		Dilution Factor: 1	Analysis Time..: 15:16	Analyst ID.....: 002260	
		Instrument ID..: I8			
Vanadium	97	(80 - 120)	SW846 6020	09/03-09/15/09	LJ8QJ1CF
		Dilution Factor: 1	Analysis Time..: 15:16	Analyst ID.....: 002260	
		Instrument ID..: I8			
Zinc	108	(80 - 120)	SW846 6020	09/03-09/15/09	LJ8QJ1CG
		Dilution Factor: 1	Analysis Time..: 15:16	Analyst ID.....: 002260	
		Instrument ID..: I8			
Chromium	99	(80 - 120)	SW846 6020	09/03-09/15/09	LJ8QJ1CH
		Dilution Factor: 1	Analysis Time..: 15:16	Analyst ID.....: 002260	
		Instrument ID..: I8			
Mercury	109	(81 - 123)	SW846 7470A	09/03-09/04/09	LJ8QJ1CJ
		Dilution Factor: 1	Analysis Time..: 12:35	Analyst ID.....: 001576	
		Instrument ID..: H1			

LCS Lot-Sample#: C9I040000-480 **Prep Batch #...:** 9247480

Calcium	104	(80 - 120)	SW846 6010B	09/04-09/10/09	LKD281AG
		Dilution Factor: 1	Analysis Time..: 13:20	Analyst ID.....: 022952	
		Instrument ID..: TRACEICP			
Potassium	100	(80 - 120)	SW846 6010B	09/04-09/10/09	LKD281AH
		Dilution Factor: 1	Analysis Time..: 13:20	Analyst ID.....: 022952	
		Instrument ID..: TRACEICP			

(Continued on next page)

LABORATORY CONTROL SAMPLE EVALUATION REPORT

TOTAL Metals

Client Lot #...: 9I02192 **Matrix.....:** WATER

PARAMETER	PERCENT RECOVERY	RECOVERY LIMITS	METHOD	PREPARATION-ANALYSIS DATE	WORK ORDER #
Magnesium	107	(80 - 120)	SW846 6010B	09/04-09/10/09	LKD281AJ
	Dilution Factor: 1	Analysis Time..: 13:20	Analyst ID.....: 022952		
	Instrument ID..: TRACEICP				
Sodium	107	(80 - 120)	SW846 6010B	09/04-09/10/09	LKD281AK
	Dilution Factor: 1	Analysis Time..: 13:20	Analyst ID.....: 022952		
	Instrument ID..: TRACEICP				
Silica	103	(80 - 120)	SW846 6010B	09/04-09/10/09	LKD281AL
	Dilution Factor: 1	Analysis Time..: 13:20	Analyst ID.....: 022952		
	Instrument ID..: TRACEICP				

LCS Lot-Sample#: A9I090000-016 **Prep Batch #...:** 9252016

Antimony	90	(80 - 120)	SW846 6020	09/09-09/15/09	LKGM11AX
	Dilution Factor: 1	Analysis Time..: 23:48	Analyst ID.....: 002260		
	Instrument ID..: I8				
Arsenic	87	(80 - 120)	SW846 6020	09/09-09/15/09	LKGM11A0
	Dilution Factor: 1	Analysis Time..: 23:48	Analyst ID.....: 002260		
	Instrument ID..: I8				
Barium	87	(80 - 120)	SW846 6020	09/09-09/15/09	LKGM11A1
	Dilution Factor: 1	Analysis Time..: 23:48	Analyst ID.....: 002260		
	Instrument ID..: I8				
Beryllium	87	(80 - 120)	SW846 6020	09/09-09/15/09	LKGM11A2
	Dilution Factor: 1	Analysis Time..: 23:48	Analyst ID.....: 002260		
	Instrument ID..: I8				
Cadmium	93	(80 - 120)	SW846 6020	09/09-09/15/09	LKGM11A3
	Dilution Factor: 1	Analysis Time..: 23:48	Analyst ID.....: 002260		
	Instrument ID..: I8				
Cobalt	89	(80 - 120)	SW846 6020	09/09-09/15/09	LKGM11A4
	Dilution Factor: 1	Analysis Time..: 23:48	Analyst ID.....: 002260		
	Instrument ID..: I8				
Copper	93	(80 - 120)	SW846 6020	09/09-09/15/09	LKGM11A5
	Dilution Factor: 1	Analysis Time..: 23:48	Analyst ID.....: 002260		
	Instrument ID..: I8				
Iron	88	(80 - 120)	SW846 6020	09/09-09/15/09	LKGM11A6
	Dilution Factor: 1	Analysis Time..: 23:48	Analyst ID.....: 002260		
	Instrument ID..: I8				

(Continued on next page)

LABORATORY CONTROL SAMPLE EVALUATION REPORT

TOTAL Metals

Client Lot #...: 9I02192 **Matrix.....:** WATER

PARAMETER	PERCENT RECOVERY	RECOVERY LIMITS	METHOD	PREPARATION-ANALYSIS DATE	WORK ORDER #
Lead	86	(80 - 120)	SW846 6020	09/09-09/15/09	LKGM11A7
		Dilution Factor: 1	Analysis Time..: 23:48	Analyst ID.....: 002260	
		Instrument ID..: I8			
Manganese	92	(80 - 120)	SW846 6020	09/09-09/15/09	LKGM11A8
		Dilution Factor: 1	Analysis Time..: 23:48	Analyst ID.....: 002260	
		Instrument ID..: I8			
Molybdenum	88	(80 - 120)	SW846 6020	09/09-09/15/09	LKGM11A9
		Dilution Factor: 1	Analysis Time..: 23:48	Analyst ID.....: 002260	
		Instrument ID..: I8			
Nickel	92	(80 - 120)	SW846 6020	09/09-09/15/09	LKGM11CA
		Dilution Factor: 1	Analysis Time..: 23:48	Analyst ID.....: 002260	
		Instrument ID..: I8			
Selenium	88	(80 - 120)	SW846 6020	09/09-09/15/09	LKGM11CC
		Dilution Factor: 1	Analysis Time..: 23:48	Analyst ID.....: 002260	
		Instrument ID..: I8			
Silver	95	(80 - 120)	SW846 6020	09/09-09/15/09	LKGM11CD
		Dilution Factor: 1	Analysis Time..: 23:48	Analyst ID.....: 002260	
		Instrument ID..: I8			
Thallium	86	(80 - 120)	SW846 6020	09/09-09/15/09	LKGM11CE
		Dilution Factor: 1	Analysis Time..: 23:48	Analyst ID.....: 002260	
		Instrument ID..: I8			
Vanadium	87	(80 - 120)	SW846 6020	09/09-09/15/09	LKGM11CF
		Dilution Factor: 1	Analysis Time..: 23:48	Analyst ID.....: 002260	
		Instrument ID..: I8			
Zinc	98	(80 - 120)	SW846 6020	09/09-09/15/09	LKGM11CG
		Dilution Factor: 1	Analysis Time..: 23:48	Analyst ID.....: 002260	
		Instrument ID..: I8			
Chromium	88	(80 - 120)	SW846 6020	09/09-09/15/09	LKGM11CH
		Dilution Factor: 1	Analysis Time..: 23:48	Analyst ID.....: 002260	
		Instrument ID..: I8			
Mercury	93	(81 - 123)	SW846 7470A	09/09-09/10/09	LKGM11CJ
		Dilution Factor: 1	Analysis Time..: 14:43	Analyst ID.....: 001576	
		Instrument ID..: H4			

(Continued on next page)

LABORATORY CONTROL SAMPLE EVALUATION REPORT

TOTAL Metals

Client Lot #...: 9I02192 Matrix.....: WATER

PARAMETER	PERCENT RECOVERY	RECOVERY LIMITS	METHOD	PREPARATION-ANALYSIS DATE	WORK ORDER #

NOTE(S):

Calculations are performed before rounding to avoid round-off errors in calculated results.

LABORATORY CONTROL SAMPLE DATA REPORT

TOTAL Metals

Client Lot #...: 9I02192 **Matrix.....:** WATER

PARAMETER	SPIKE AMOUNT	MEASURED AMOUNT	UNITS	PERCNT RECVRY	METHOD	PREPARATION-ANALYSIS DATE	WORK ORDER #
LCS Lot-Sample#: A9I030000-022 **Prep Batch #...:** 9246022							
Antimony	100	101	ug/L	101	SW846 6020	09/03-09/15/09	LJ8QJ1AX
			Dilution Factor: 1		Analysis Time..: 15:16	Analyst ID.....: 002260	
			Instrument ID..: I8				
Arsenic	100	97.8	ug/L	98	SW846 6020	09/03-09/15/09	LJ8QJ1A0
			Dilution Factor: 1		Analysis Time..: 15:16	Analyst ID.....: 002260	
			Instrument ID..: I8				
Barium	100	97.4	ug/L	97	SW846 6020	09/03-09/15/09	LJ8QJ1A1
			Dilution Factor: 1		Analysis Time..: 15:16	Analyst ID.....: 002260	
			Instrument ID..: I8				
Beryllium	100	95.4	ug/L	95	SW846 6020	09/03-09/15/09	LJ8QJ1A2
			Dilution Factor: 1		Analysis Time..: 15:16	Analyst ID.....: 002260	
			Instrument ID..: I8				
Cadmium	100	104	ug/L	104	SW846 6020	09/03-09/15/09	LJ8QJ1A3
			Dilution Factor: 1		Analysis Time..: 15:16	Analyst ID.....: 002260	
			Instrument ID..: I8				
Cobalt	100	98.4	ug/L	98	SW846 6020	09/03-09/15/09	LJ8QJ1A4
			Dilution Factor: 1		Analysis Time..: 15:16	Analyst ID.....: 002260	
			Instrument ID..: I8				
Copper	100	104	ug/L	104	SW846 6020	09/03-09/15/09	LJ8QJ1A5
			Dilution Factor: 1		Analysis Time..: 15:16	Analyst ID.....: 002260	
			Instrument ID..: I8				
Iron	10000	10300	ug/L	103	SW846 6020	09/03-09/15/09	LJ8QJ1A6
			Dilution Factor: 1		Analysis Time..: 15:16	Analyst ID.....: 002260	
			Instrument ID..: I8				
Lead	100	96.7	ug/L	97	SW846 6020	09/03-09/15/09	LJ8QJ1A7
			Dilution Factor: 1		Analysis Time..: 15:16	Analyst ID.....: 002260	
			Instrument ID..: I8				
Manganese	100	99.0	ug/L	99	SW846 6020	09/03-09/15/09	LJ8QJ1A8
			Dilution Factor: 1		Analysis Time..: 15:16	Analyst ID.....: 002260	
			Instrument ID..: I8				

(Continued on next page)

LABORATORY CONTROL SAMPLE DATA REPORT

TOTAL Metals

Client Lot #...: 9I02192 **Matrix.....:** WATER

PARAMETER	SPIKE AMOUNT	MEASURED AMOUNT	UNITS	PERCNT RECVRY	METHOD	PREPARATION-ANALYSIS DATE	WORK ORDER #
Molybdenum	100	99.0	ug/L	99	SW846 6020	09/03-09/15/09	LJ8QJ1A9
		Dilution Factor: 1			Analysis Time..: 15:16	Analyst ID.....: 002260	
		Instrument ID..: I8					
Nickel	100	103	ug/L	103	SW846 6020	09/03-09/15/09	LJ8QJ1CA
		Dilution Factor: 1			Analysis Time..: 15:16	Analyst ID.....: 002260	
		Instrument ID..: I8					
Selenium	100	99.4	ug/L	99	SW846 6020	09/03-09/15/09	LJ8QJ1CC
		Dilution Factor: 1			Analysis Time..: 15:16	Analyst ID.....: 002260	
		Instrument ID..: I8					
Silver	100	106	ug/L	106	SW846 6020	09/03-09/15/09	LJ8QJ1CD
		Dilution Factor: 1			Analysis Time..: 15:16	Analyst ID.....: 002260	
		Instrument ID..: I8					
Thallium	100	94.2	ug/L	94	SW846 6020	09/03-09/15/09	LJ8QJ1CE
		Dilution Factor: 1			Analysis Time..: 15:16	Analyst ID.....: 002260	
		Instrument ID..: I8					
Vanadium	100	96.8	ug/L	97	SW846 6020	09/03-09/15/09	LJ8QJ1CF
		Dilution Factor: 1			Analysis Time..: 15:16	Analyst ID.....: 002260	
		Instrument ID..: I8					
Zinc	100	108	ug/L	108	SW846 6020	09/03-09/15/09	LJ8QJ1CG
		Dilution Factor: 1			Analysis Time..: 15:16	Analyst ID.....: 002260	
		Instrument ID..: I8					
Chromium	100	98.9	ug/L	99	SW846 6020	09/03-09/15/09	LJ8QJ1CH
		Dilution Factor: 1			Analysis Time..: 15:16	Analyst ID.....: 002260	
		Instrument ID..: I8					
Mercury	5.0	5.4	ug/L	109	SW846 7470A	09/03-09/04/09	LJ8QJ1CJ
		Dilution Factor: 1			Analysis Time..: 12:35	Analyst ID.....: 001576	
		Instrument ID..: H1					

LCS Lot-Sample#: C9I040000-480 **Prep Batch #...:** 9247480

Calcium	50000	51900	ug/L	104	SW846 6010B	09/04-09/10/09	LKD281AG
		Dilution Factor: 1			Analysis Time..: 13:20	Analyst ID.....: 022952	
		Instrument ID..: TRACEICP					
Potassium	50000	50200	ug/L	100	SW846 6010B	09/04-09/10/09	LKD281AH
		Dilution Factor: 1			Analysis Time..: 13:20	Analyst ID.....: 022952	
		Instrument ID..: TRACEICP					

(Continued on next page)

LABORATORY CONTROL SAMPLE DATA REPORT

TOTAL Metals

Client Lot #...: 9I02192 **Matrix.....:** WATER

PARAMETER	SPIKE AMOUNT	MEASURED AMOUNT	UNITS	PERCNT RECVRY	METHOD	PREPARATION-ANALYSIS DATE	WORK ORDER #
Magnesium	50000	53500	ug/L	107	SW846 6010B	09/04-09/10/09	LKD281AJ
			Dilution Factor: 1		Analysis Time..: 13:20	Analyst ID.....: 022952	
			Instrument ID..: TRACEICP				
Sodium	50000	53300	ug/L	107	SW846 6010B	09/04-09/10/09	LKD281AK
			Dilution Factor: 1		Analysis Time..: 13:20	Analyst ID.....: 022952	
			Instrument ID..: TRACEICP				
Silica	21400	22100	ug/L	103	SW846 6010B	09/04-09/10/09	LKD281AL
			Dilution Factor: 1		Analysis Time..: 13:20	Analyst ID.....: 022952	
			Instrument ID..: TRACEICP				

LCS Lot-Sample#: A9I090000-016 **Prep Batch #...:** 9252016

Antimony	100	90.0	ug/L	90	SW846 6020	09/09-09/15/09	LKGM11AX
			Dilution Factor: 1		Analysis Time..: 23:48	Analyst ID.....: 002260	
			Instrument ID..: I8				
Arsenic	100	87.2	ug/L	87	SW846 6020	09/09-09/15/09	LKGM11A0
			Dilution Factor: 1		Analysis Time..: 23:48	Analyst ID.....: 002260	
			Instrument ID..: I8				
Barium	100	87.1	ug/L	87	SW846 6020	09/09-09/15/09	LKGM11A1
			Dilution Factor: 1		Analysis Time..: 23:48	Analyst ID.....: 002260	
			Instrument ID..: I8				
Beryllium	100	86.6	ug/L	87	SW846 6020	09/09-09/15/09	LKGM11A2
			Dilution Factor: 1		Analysis Time..: 23:48	Analyst ID.....: 002260	
			Instrument ID..: I8				
Cadmium	100	92.6	ug/L	93	SW846 6020	09/09-09/15/09	LKGM11A3
			Dilution Factor: 1		Analysis Time..: 23:48	Analyst ID.....: 002260	
			Instrument ID..: I8				
Cobalt	100	89.2	ug/L	89	SW846 6020	09/09-09/15/09	LKGM11A4
			Dilution Factor: 1		Analysis Time..: 23:48	Analyst ID.....: 002260	
			Instrument ID..: I8				
Copper	100	92.6	ug/L	93	SW846 6020	09/09-09/15/09	LKGM11A5
			Dilution Factor: 1		Analysis Time..: 23:48	Analyst ID.....: 002260	
			Instrument ID..: I8				
Iron	10000	8800	ug/L	88	SW846 6020	09/09-09/15/09	LKGM11A6
			Dilution Factor: 1		Analysis Time..: 23:48	Analyst ID.....: 002260	
			Instrument ID..: I8				

(Continued on next page)

LABORATORY CONTROL SAMPLE DATA REPORT

TOTAL Metals

Client Lot #...: 9I02192 **Matrix.....:** WATER

PARAMETER	SPIKE AMOUNT	MEASURED AMOUNT	UNITS	PERCNT RECVRY	METHOD	PREPARATION-ANALYSIS DATE	WORK ORDER #
Lead	100	85.8	ug/L	86	SW846 6020	09/09-09/15/09	LKGM11A7
			Dilution Factor: 1		Analysis Time..: 23:48	Analyst ID.....: 002260	
			Instrument ID..: I8				
Manganese	100	91.5	ug/L	92	SW846 6020	09/09-09/15/09	LKGM11A8
			Dilution Factor: 1		Analysis Time..: 23:48	Analyst ID.....: 002260	
			Instrument ID..: I8				
Molybdenum	100	88.0	ug/L	88	SW846 6020	09/09-09/15/09	LKGM11A9
			Dilution Factor: 1		Analysis Time..: 23:48	Analyst ID.....: 002260	
			Instrument ID..: I8				
Nickel	100	91.9	ug/L	92	SW846 6020	09/09-09/15/09	LKGM11CA
			Dilution Factor: 1		Analysis Time..: 23:48	Analyst ID.....: 002260	
			Instrument ID..: I8				
Selenium	100	88.2	ug/L	88	SW846 6020	09/09-09/15/09	LKGM11CC
			Dilution Factor: 1		Analysis Time..: 23:48	Analyst ID.....: 002260	
			Instrument ID..: I8				
Silver	100	94.8	ug/L	95	SW846 6020	09/09-09/15/09	LKGM11CD
			Dilution Factor: 1		Analysis Time..: 23:48	Analyst ID.....: 002260	
			Instrument ID..: I8				
Thallium	100	85.8	ug/L	86	SW846 6020	09/09-09/15/09	LKGM11CE
			Dilution Factor: 1		Analysis Time..: 23:48	Analyst ID.....: 002260	
			Instrument ID..: I8				
Vanadium	100	86.8	ug/L	87	SW846 6020	09/09-09/15/09	LKGM11CF
			Dilution Factor: 1		Analysis Time..: 23:48	Analyst ID.....: 002260	
			Instrument ID..: I8				
Zinc	100	97.7	ug/L	98	SW846 6020	09/09-09/15/09	LKGM11CG
			Dilution Factor: 1		Analysis Time..: 23:48	Analyst ID.....: 002260	
			Instrument ID..: I8				
Chromium	100	88.4	ug/L	88	SW846 6020	09/09-09/15/09	LKGM11CH
			Dilution Factor: 1		Analysis Time..: 23:48	Analyst ID.....: 002260	
			Instrument ID..: I8				
Mercury	5.0	4.6	ug/L	93	SW846 7470A	09/09-09/10/09	LKGM11CJ
			Dilution Factor: 1		Analysis Time..: 14:43	Analyst ID.....: 001576	
			Instrument ID..: H4				

(Continued on next page)

LABORATORY CONTROL SAMPLE DATA REPORT

TOTAL Metals

Client Lot #...: 9I02192 Matrix.....: WATER

PARAMETER	SPIKE AMOUNT	MEASURED AMOUNT	UNITS	PERCNT RECVRY	METHOD	PREPARATION-ANALYSIS DATE	WORK ORDER #

NOTE(S):

Calculations are performed before rounding to avoid round-off errors in calculated results.

LABORATORY CONTROL SAMPLE EVALUATION REPORT

DISSOLVED Metals

Client Lot #...: 9I02192 **Matrix.....:** WATER

PARAMETER	PERCENT RECOVERY	RECOVERY LIMITS	METHOD	PREPARATION-ANALYSIS DATE	WORK ORDER #
LCS Lot-Sample#: A9I030000-022 **Prep Batch #...:** 9246022					
Antimony	101	(80 - 120)	SW846 6020	09/03-09/15/09	LJ8QJ1C7
		Dilution Factor: 1	Analysis Time..: 15:16	Analyst ID.....: 002260	
		Instrument ID..: I8			
Arsenic	98	(80 - 120)	SW846 6020	09/03-09/15/09	LJ8QJ1C8
		Dilution Factor: 1	Analysis Time..: 15:16	Analyst ID.....: 002260	
		Instrument ID..: I8			
Barium	97	(80 - 120)	SW846 6020	09/03-09/15/09	LJ8QJ1C9
		Dilution Factor: 1	Analysis Time..: 15:16	Analyst ID.....: 002260	
		Instrument ID..: I8			
Beryllium	95	(80 - 120)	SW846 6020	09/03-09/15/09	LJ8QJ1DA
		Dilution Factor: 1	Analysis Time..: 15:16	Analyst ID.....: 002260	
		Instrument ID..: I8			
Cadmium	104	(80 - 120)	SW846 6020	09/03-09/15/09	LJ8QJ1DC
		Dilution Factor: 1	Analysis Time..: 15:16	Analyst ID.....: 002260	
		Instrument ID..: I8			
Cobalt	98	(80 - 120)	SW846 6020	09/03-09/15/09	LJ8QJ1DD
		Dilution Factor: 1	Analysis Time..: 15:16	Analyst ID.....: 002260	
		Instrument ID..: I8			
Copper	104	(80 - 120)	SW846 6020	09/03-09/15/09	LJ8QJ1DE
		Dilution Factor: 1	Analysis Time..: 15:16	Analyst ID.....: 002260	
		Instrument ID..: I8			
Iron	103	(80 - 120)	SW846 6020	09/03-09/15/09	LJ8QJ1DF
		Dilution Factor: 1	Analysis Time..: 15:16	Analyst ID.....: 002260	
		Instrument ID..: I8			
Lead	97	(80 - 120)	SW846 6020	09/03-09/15/09	LJ8QJ1DG
		Dilution Factor: 1	Analysis Time..: 15:16	Analyst ID.....: 002260	
		Instrument ID..: I8			
Manganese	99	(80 - 120)	SW846 6020	09/03-09/15/09	LJ8QJ1DH
		Dilution Factor: 1	Analysis Time..: 15:16	Analyst ID.....: 002260	
		Instrument ID..: I8			

(Continued on next page)

LABORATORY CONTROL SAMPLE EVALUATION REPORT

DISSOLVED Metals

Client Lot #...: 9I02192 **Matrix.....:** WATER

PARAMETER	PERCENT RECOVERY	RECOVERY LIMITS	METHOD	PREPARATION-ANALYSIS DATE	WORK ORDER #
Molybdenum	99	(80 - 120)	SW846 6020	09/03-09/15/09	LJ8QJ1DJ
		Dilution Factor: 1	Analysis Time..: 15:16	Analyst ID.....: 002260	
		Instrument ID..: I8			
Nickel	103	(80 - 120)	SW846 6020	09/03-09/15/09	LJ8QJ1DK
		Dilution Factor: 1	Analysis Time..: 15:16	Analyst ID.....: 002260	
		Instrument ID..: I8			
Selenium	99	(80 - 120)	SW846 6020	09/03-09/15/09	LJ8QJ1DL
		Dilution Factor: 1	Analysis Time..: 15:16	Analyst ID.....: 002260	
		Instrument ID..: I8			
Silver	106	(80 - 120)	SW846 6020	09/03-09/15/09	LJ8QJ1DM
		Dilution Factor: 1	Analysis Time..: 15:16	Analyst ID.....: 002260	
		Instrument ID..: I8			
Thallium	94	(80 - 120)	SW846 6020	09/03-09/15/09	LJ8QJ1DN
		Dilution Factor: 1	Analysis Time..: 15:16	Analyst ID.....: 002260	
		Instrument ID..: I8			
Vanadium	97	(80 - 120)	SW846 6020	09/03-09/15/09	LJ8QJ1DP
		Dilution Factor: 1	Analysis Time..: 15:16	Analyst ID.....: 002260	
		Instrument ID..: I8			
Zinc	108	(80 - 120)	SW846 6020	09/03-09/15/09	LJ8QJ1DQ
		Dilution Factor: 1	Analysis Time..: 15:16	Analyst ID.....: 002260	
		Instrument ID..: I8			
Chromium	99	(80 - 120)	SW846 6020	09/03-09/15/09	LJ8QJ1DR
		Dilution Factor: 1	Analysis Time..: 15:16	Analyst ID.....: 002260	
		Instrument ID..: I8			
Mercury	109	(81 - 123)	SW846 7470A	09/03-09/04/09	LJ8QJ1DT
		Dilution Factor: 1	Analysis Time..: 12:35	Analyst ID.....: 001576	
		Instrument ID..: H1			

LCS Lot-Sample#: A9I090000-016 **Prep Batch #...:** 9252016

Antimony	90	(80 - 120)	SW846 6020	09/09-09/15/09	LKGM11C7
		Dilution Factor: 1	Analysis Time..: 23:48	Analyst ID.....: 002260	
		Instrument ID..: I8			
Arsenic	87	(80 - 120)	SW846 6020	09/09-09/15/09	LKGM11C8
		Dilution Factor: 1	Analysis Time..: 23:48	Analyst ID.....: 002260	
		Instrument ID..: I8			

(Continued on next page)

LABORATORY CONTROL SAMPLE EVALUATION REPORT

DISSOLVED Metals

Client Lot #...: 9I02192 **Matrix.....:** WATER

PARAMETER	PERCENT RECOVERY	RECOVERY LIMITS	METHOD	PREPARATION-ANALYSIS DATE	WORK ORDER #
Barium	87	(80 - 120)	SW846 6020	09/09-09/15/09	LKGM11C9
		Dilution Factor: 1	Analysis Time..: 23:48	Analyst ID.....: 002260	
		Instrument ID..: I8			
Beryllium	87	(80 - 120)	SW846 6020	09/09-09/15/09	LKGM11DA
		Dilution Factor: 1	Analysis Time..: 23:48	Analyst ID.....: 002260	
		Instrument ID..: I8			
Cadmium	93	(80 - 120)	SW846 6020	09/09-09/15/09	LKGM11DC
		Dilution Factor: 1	Analysis Time..: 23:48	Analyst ID.....: 002260	
		Instrument ID..: I8			
Cobalt	89	(80 - 120)	SW846 6020	09/09-09/15/09	LKGM11DD
		Dilution Factor: 1	Analysis Time..: 23:48	Analyst ID.....: 002260	
		Instrument ID..: I8			
Copper	93	(80 - 120)	SW846 6020	09/09-09/15/09	LKGM11DE
		Dilution Factor: 1	Analysis Time..: 23:48	Analyst ID.....: 002260	
		Instrument ID..: I8			
Iron	88	(80 - 120)	SW846 6020	09/09-09/15/09	LKGM11DF
		Dilution Factor: 1	Analysis Time..: 23:48	Analyst ID.....: 002260	
		Instrument ID..: I8			
Lead	86	(80 - 120)	SW846 6020	09/09-09/15/09	LKGM11DG
		Dilution Factor: 1	Analysis Time..: 23:48	Analyst ID.....: 002260	
		Instrument ID..: I8			
Manganese	92	(80 - 120)	SW846 6020	09/09-09/15/09	LKGM11DH
		Dilution Factor: 1	Analysis Time..: 23:48	Analyst ID.....: 002260	
		Instrument ID..: I8			
Molybdenum	88	(80 - 120)	SW846 6020	09/09-09/15/09	LKGM11DJ
		Dilution Factor: 1	Analysis Time..: 23:48	Analyst ID.....: 002260	
		Instrument ID..: I8			
Nickel	92	(80 - 120)	SW846 6020	09/09-09/15/09	LKGM11DK
		Dilution Factor: 1	Analysis Time..: 23:48	Analyst ID.....: 002260	
		Instrument ID..: I8			
Selenium	88	(80 - 120)	SW846 6020	09/09-09/15/09	LKGM11DL
		Dilution Factor: 1	Analysis Time..: 23:48	Analyst ID.....: 002260	
		Instrument ID..: I8			

(Continued on next page)

LABORATORY CONTROL SAMPLE EVALUATION REPORT

DISSOLVED Metals

Client Lot #...: 9I02192 **Matrix.....:** WATER

PARAMETER	PERCENT RECOVERY	RECOVERY LIMITS	METHOD	PREPARATION-ANALYSIS DATE	WORK ORDER #
Silver	95	(80 - 120)	SW846 6020	09/09-09/15/09	LKGM11DM
		Dilution Factor: 1	Analysis Time..: 23:48	Analyst ID.....: 002260	
		Instrument ID..: I8			
Thallium	86	(80 - 120)	SW846 6020	09/09-09/15/09	LKGM11DN
		Dilution Factor: 1	Analysis Time..: 23:48	Analyst ID.....: 002260	
		Instrument ID..: I8			
Vanadium	87	(80 - 120)	SW846 6020	09/09-09/15/09	LKGM11DP
		Dilution Factor: 1	Analysis Time..: 23:48	Analyst ID.....: 002260	
		Instrument ID..: I8			
Zinc	98	(80 - 120)	SW846 6020	09/09-09/15/09	LKGM11DQ
		Dilution Factor: 1	Analysis Time..: 23:48	Analyst ID.....: 002260	
		Instrument ID..: I8			
Chromium	88	(80 - 120)	SW846 6020	09/09-09/15/09	LKGM11DR
		Dilution Factor: 1	Analysis Time..: 23:48	Analyst ID.....: 002260	
		Instrument ID..: I8			
Mercury	93	(81 - 123)	SW846 7470A	09/09-09/10/09	LKGM11DT
		Dilution Factor: 1	Analysis Time..: 14:43	Analyst ID.....: 001576	
		Instrument ID..: H4			

NOTE(S):

Calculations are performed before rounding to avoid round-off errors in calculated results.

LABORATORY CONTROL SAMPLE DATA REPORT

DISSOLVED Metals

Client Lot #...: 9I02192 **Matrix.....:** WATER

PARAMETER	SPIKE AMOUNT	MEASURED AMOUNT	UNITS	PERCNT RECVRY	METHOD	PREPARATION-ANALYSIS DATE	WORK ORDER #
LCS Lot-Sample#: A9I030000-022 **Prep Batch #...:** 9246022							
Antimony	100	101	ug/L	101	SW846 6020	09/03-09/15/09	LJ8QJ1C7
			Dilution Factor: 1		Analysis Time..: 15:16	Analyst ID.....: 002260	
			Instrument ID..: I8				
Arsenic	100	97.8	ug/L	98	SW846 6020	09/03-09/15/09	LJ8QJ1C8
			Dilution Factor: 1		Analysis Time..: 15:16	Analyst ID.....: 002260	
			Instrument ID..: I8				
Barium	100	97.4	ug/L	97	SW846 6020	09/03-09/15/09	LJ8QJ1C9
			Dilution Factor: 1		Analysis Time..: 15:16	Analyst ID.....: 002260	
			Instrument ID..: I8				
Beryllium	100	95.4	ug/L	95	SW846 6020	09/03-09/15/09	LJ8QJ1DA
			Dilution Factor: 1		Analysis Time..: 15:16	Analyst ID.....: 002260	
			Instrument ID..: I8				
Cadmium	100	104	ug/L	104	SW846 6020	09/03-09/15/09	LJ8QJ1DC
			Dilution Factor: 1		Analysis Time..: 15:16	Analyst ID.....: 002260	
			Instrument ID..: I8				
Cobalt	100	98.4	ug/L	98	SW846 6020	09/03-09/15/09	LJ8QJ1DD
			Dilution Factor: 1		Analysis Time..: 15:16	Analyst ID.....: 002260	
			Instrument ID..: I8				
Copper	100	104	ug/L	104	SW846 6020	09/03-09/15/09	LJ8QJ1DE
			Dilution Factor: 1		Analysis Time..: 15:16	Analyst ID.....: 002260	
			Instrument ID..: I8				
Iron	10000	10300	ug/L	103	SW846 6020	09/03-09/15/09	LJ8QJ1DF
			Dilution Factor: 1		Analysis Time..: 15:16	Analyst ID.....: 002260	
			Instrument ID..: I8				
Lead	100	96.7	ug/L	97	SW846 6020	09/03-09/15/09	LJ8QJ1DG
			Dilution Factor: 1		Analysis Time..: 15:16	Analyst ID.....: 002260	
			Instrument ID..: I8				
Manganese	100	99.0	ug/L	99	SW846 6020	09/03-09/15/09	LJ8QJ1DH
			Dilution Factor: 1		Analysis Time..: 15:16	Analyst ID.....: 002260	
			Instrument ID..: I8				

(Continued on next page)

LABORATORY CONTROL SAMPLE DATA REPORT

DISSOLVED Metals

Client Lot #...: 9I02192 **Matrix.....:** WATER

PARAMETER	SPIKE AMOUNT	MEASURED AMOUNT	UNITS	PERCNT RECVRY	METHOD	PREPARATION-ANALYSIS DATE	WORK ORDER #
Molybdenum	100	99.0	ug/L	99	SW846 6020	09/03-09/15/09	LJ8QJ1DJ
			Dilution Factor: 1		Analysis Time..: 15:16	Analyst ID.....: 002260	
			Instrument ID..: I8				
Nickel	100	103	ug/L	103	SW846 6020	09/03-09/15/09	LJ8QJ1DK
			Dilution Factor: 1		Analysis Time..: 15:16	Analyst ID.....: 002260	
			Instrument ID..: I8				
Selenium	100	99.4	ug/L	99	SW846 6020	09/03-09/15/09	LJ8QJ1DL
			Dilution Factor: 1		Analysis Time..: 15:16	Analyst ID.....: 002260	
			Instrument ID..: I8				
Silver	100	106	ug/L	106	SW846 6020	09/03-09/15/09	LJ8QJ1DM
			Dilution Factor: 1		Analysis Time..: 15:16	Analyst ID.....: 002260	
			Instrument ID..: I8				
Thallium	100	94.2	ug/L	94	SW846 6020	09/03-09/15/09	LJ8QJ1DN
			Dilution Factor: 1		Analysis Time..: 15:16	Analyst ID.....: 002260	
			Instrument ID..: I8				
Vanadium	100	96.8	ug/L	97	SW846 6020	09/03-09/15/09	LJ8QJ1DP
			Dilution Factor: 1		Analysis Time..: 15:16	Analyst ID.....: 002260	
			Instrument ID..: I8				
Zinc	100	108	ug/L	108	SW846 6020	09/03-09/15/09	LJ8QJ1DQ
			Dilution Factor: 1		Analysis Time..: 15:16	Analyst ID.....: 002260	
			Instrument ID..: I8				
Chromium	100	98.9	ug/L	99	SW846 6020	09/03-09/15/09	LJ8QJ1DR
			Dilution Factor: 1		Analysis Time..: 15:16	Analyst ID.....: 002260	
			Instrument ID..: I8				
Mercury	5.0	5.4	ug/L	109	SW846 7470A	09/03-09/04/09	LJ8QJ1DT
			Dilution Factor: 1		Analysis Time..: 12:35	Analyst ID.....: 001576	
			Instrument ID..: H1				

LCS Lot-Sample#: A9I090000-016 **Prep Batch #...:** 9252016

Antimony	100	90.0	ug/L	90	SW846 6020	09/09-09/15/09	LKGM11C7
			Dilution Factor: 1		Analysis Time..: 23:48	Analyst ID.....: 002260	
			Instrument ID..: I8				
Arsenic	100	87.2	ug/L	87	SW846 6020	09/09-09/15/09	LKGM11C8
			Dilution Factor: 1		Analysis Time..: 23:48	Analyst ID.....: 002260	
			Instrument ID..: I8				

(Continued on next page)

LABORATORY CONTROL SAMPLE DATA REPORT

DISSOLVED Metals

Client Lot #...: 9I02192 **Matrix.....:** WATER

PARAMETER	SPIKE AMOUNT	MEASURED AMOUNT	UNITS	PERCNT RECVRY	METHOD	PREPARATION-ANALYSIS DATE	WORK ORDER #
Barium	100	87.1	ug/L	87	SW846 6020	09/09-09/15/09	LKGM11C9
			Dilution Factor: 1		Analysis Time..: 23:48	Analyst ID.....: 002260	
			Instrument ID..: I8				
Beryllium	100	86.6	ug/L	87	SW846 6020	09/09-09/15/09	LKGM11DA
			Dilution Factor: 1		Analysis Time..: 23:48	Analyst ID.....: 002260	
			Instrument ID..: I8				
Cadmium	100	92.6	ug/L	93	SW846 6020	09/09-09/15/09	LKGM11DC
			Dilution Factor: 1		Analysis Time..: 23:48	Analyst ID.....: 002260	
			Instrument ID..: I8				
Cobalt	100	89.2	ug/L	89	SW846 6020	09/09-09/15/09	LKGM11DD
			Dilution Factor: 1		Analysis Time..: 23:48	Analyst ID.....: 002260	
			Instrument ID..: I8				
Copper	100	92.6	ug/L	93	SW846 6020	09/09-09/15/09	LKGM11DE
			Dilution Factor: 1		Analysis Time..: 23:48	Analyst ID.....: 002260	
			Instrument ID..: I8				
Iron	10000	8800	ug/L	88	SW846 6020	09/09-09/15/09	LKGM11DF
			Dilution Factor: 1		Analysis Time..: 23:48	Analyst ID.....: 002260	
			Instrument ID..: I8				
Lead	100	85.8	ug/L	86	SW846 6020	09/09-09/15/09	LKGM11DG
			Dilution Factor: 1		Analysis Time..: 23:48	Analyst ID.....: 002260	
			Instrument ID..: I8				
Manganese	100	91.5	ug/L	92	SW846 6020	09/09-09/15/09	LKGM11DH
			Dilution Factor: 1		Analysis Time..: 23:48	Analyst ID.....: 002260	
			Instrument ID..: I8				
Molybdenum	100	88.0	ug/L	88	SW846 6020	09/09-09/15/09	LKGM11DJ
			Dilution Factor: 1		Analysis Time..: 23:48	Analyst ID.....: 002260	
			Instrument ID..: I8				
Nickel	100	91.9	ug/L	92	SW846 6020	09/09-09/15/09	LKGM11DK
			Dilution Factor: 1		Analysis Time..: 23:48	Analyst ID.....: 002260	
			Instrument ID..: I8				
Selenium	100	88.2	ug/L	88	SW846 6020	09/09-09/15/09	LKGM11DL
			Dilution Factor: 1		Analysis Time..: 23:48	Analyst ID.....: 002260	
			Instrument ID..: I8				

(Continued on next page)

LABORATORY CONTROL SAMPLE DATA REPORT

DISSOLVED Metals

Client Lot #...: 9I02192 **Matrix.....:** WATER

PARAMETER	SPIKE AMOUNT	MEASURED AMOUNT	UNITS	PERCNT RECVRY	METHOD	PREPARATION-ANALYSIS DATE	WORK ORDER #
Silver	100	94.8	ug/L	95	SW846 6020	09/09-09/15/09	LKGM11DM
			Dilution Factor: 1		Analysis Time..: 23:48	Analyst ID.....: 002260	
			Instrument ID..: I8				
Thallium	100	85.8	ug/L	86	SW846 6020	09/09-09/15/09	LKGM11DN
			Dilution Factor: 1		Analysis Time..: 23:48	Analyst ID.....: 002260	
			Instrument ID..: I8				
Vanadium	100	86.8	ug/L	87	SW846 6020	09/09-09/15/09	LKGM11DP
			Dilution Factor: 1		Analysis Time..: 23:48	Analyst ID.....: 002260	
			Instrument ID..: I8				
Zinc	100	97.7	ug/L	98	SW846 6020	09/09-09/15/09	LKGM11DQ
			Dilution Factor: 1		Analysis Time..: 23:48	Analyst ID.....: 002260	
			Instrument ID..: I8				
Chromium	100	88.4	ug/L	88	SW846 6020	09/09-09/15/09	LKGM11DR
			Dilution Factor: 1		Analysis Time..: 23:48	Analyst ID.....: 002260	
			Instrument ID..: I8				
Mercury	5.0	4.6	ug/L	93	SW846 7470A	09/09-09/10/09	LKGM11DT
			Dilution Factor: 1		Analysis Time..: 14:43	Analyst ID.....: 001576	
			Instrument ID..: H4				

NOTE(S):

Calculations are performed before rounding to avoid round-off errors in calculated results.

MATRIX SPIKE SAMPLE EVALUATION REPORT

TOTAL Metals

Client Lot #...: A9I020192 **Matrix.....:** WG
Date Sampled...: 09/01/09 08:45 **Date Received..:** 09/02/09

PARAMETER	PERCENT RECOVERY	RECOVERY LIMITS	METHOD	PREPARATION-ANALYSIS DATE	WORK ORDER #
MS Lot-Sample #: A9I020192-001 **Prep Batch #...:** 9246022					
Antimony	102	(44 - 153)	SW846 6020	09/03-09/15/09	LJ7GP1CP
		Dilution Factor: 1	Analysis Time..: 15:21	Instrument ID..: I8	
		Analyst ID.....: 002260			
Arsenic	98	(82 - 123)	SW846 6020	09/03-09/15/09	LJ7GP1CQ
		Dilution Factor: 1	Analysis Time..: 15:21	Instrument ID..: I8	
		Analyst ID.....: 002260			
Barium	99	(45 - 144)	SW846 6020	09/03-09/15/09	LJ7GP1CR
		Dilution Factor: 1	Analysis Time..: 15:21	Instrument ID..: I8	
		Analyst ID.....: 002260			
Beryllium	98	(77 - 124)	SW846 6020	09/03-09/15/09	LJ7GP1CT
		Dilution Factor: 1	Analysis Time..: 15:21	Instrument ID..: I8	
		Analyst ID.....: 002260			
Cadmium	106	(78 - 117)	SW846 6020	09/03-09/15/09	LJ7GP1CU
		Dilution Factor: 1	Analysis Time..: 15:21	Instrument ID..: I8	
		Analyst ID.....: 002260			
Chromium	101	(72 - 110)	SW846 6020	09/03-09/15/09	LJ7GP1C9
		Dilution Factor: 1	Analysis Time..: 15:21	Instrument ID..: I8	
		Analyst ID.....: 002260			
Cobalt	100	(67 - 114)	SW846 6020	09/03-09/15/09	LJ7GP1CV
		Dilution Factor: 1	Analysis Time..: 15:21	Instrument ID..: I8	
		Analyst ID.....: 002260			
Copper	104	(60 - 123)	SW846 6020	09/03-09/15/09	LJ7GP1CW
		Dilution Factor: 1	Analysis Time..: 15:21	Instrument ID..: I8	
		Analyst ID.....: 002260			
Iron	104	(22 - 169)	SW846 6020	09/03-09/15/09	LJ7GP1CX
		Dilution Factor: 1	Analysis Time..: 15:21	Instrument ID..: I8	
		Analyst ID.....: 002260			
Lead	100	(73 - 115)	SW846 6020	09/03-09/15/09	LJ7GP1C0
		Dilution Factor: 1	Analysis Time..: 15:21	Instrument ID..: I8	
		Analyst ID.....: 002260			

(Continued on next page)

MATRIX SPIKE SAMPLE EVALUATION REPORT

TOTAL Metals

Client Lot #...: A9I020192 **Matrix.....:** WG
Date Sampled...: 09/01/09 08:45 **Date Received..:** 09/02/09

PARAMETER	PERCENT RECOVERY	RECOVERY LIMITS	METHOD	PREPARATION-ANALYSIS DATE	WORK ORDER #
Manganese	99	(10 - 172)	SW846 6020	09/03-09/15/09	LJ7GP1C1
		Dilution Factor: 1	Analysis Time..: 15:21	Instrument ID..: I8	
		Analyst ID.....: 002260			
Molybdenum	100	(80 - 110)	SW846 6020	09/03-09/15/09	LJ7GP1C2
		Dilution Factor: 1	Analysis Time..: 15:21	Instrument ID..: I8	
		Analyst ID.....: 002260			
Nickel	103	(72 - 111)	SW846 6020	09/03-09/15/09	LJ7GP1C3
		Dilution Factor: 1	Analysis Time..: 15:21	Instrument ID..: I8	
		Analyst ID.....: 002260			
Selenium	101	(72 - 148)	SW846 6020	09/03-09/15/09	LJ7GP1C4
		Dilution Factor: 1	Analysis Time..: 15:21	Instrument ID..: I8	
		Analyst ID.....: 002260			
Silver	108	(10 - 139)	SW846 6020	09/03-09/15/09	LJ7GP1C5
		Dilution Factor: 1	Analysis Time..: 15:21	Instrument ID..: I8	
		Analyst ID.....: 002260			
Thallium	99	(69 - 117)	SW846 6020	09/03-09/15/09	LJ7GP1C6
		Dilution Factor: 1	Analysis Time..: 15:21	Instrument ID..: I8	
		Analyst ID.....: 002260			
Vanadium	100	(70 - 112)	SW846 6020	09/03-09/15/09	LJ7GP1C7
		Dilution Factor: 1	Analysis Time..: 15:21	Instrument ID..: I8	
		Analyst ID.....: 002260			
Zinc	105	(49 - 156)	SW846 6020	09/03-09/15/09	LJ7GP1C8
		Dilution Factor: 1	Analysis Time..: 15:21	Instrument ID..: I8	
		Analyst ID.....: 002260			
Mercury	114	(69 - 134)	SW846 7470A	09/03-09/04/09	LJ7GP1DA
		Dilution Factor: 1	Analysis Time..: 12:36	Instrument ID..: H1	
		Analyst ID.....: 001576			

NOTE(S):

Calculations are performed before rounding to avoid round-off errors in calculated results.

MATRIX SPIKE SAMPLE DATA REPORT

TOTAL Metals

Client Lot #...: A9I020192 **Matrix.....:** WG
Date Sampled...: 09/01/09 08:45 **Date Received..:** 09/02/09

PARAMETER	SAMPLE AMOUNT	SPIKE AMT	MEASURED AMOUNT	UNITS	PERCENT RECOVERY	METHOD	PREPARATION-ANALYSIS DATE	WORK ORDER #
MS Lot-Sample #: A9I020192-001 **Prep Batch #...:** 9246022								
Antimony	0.21	100	102	ug/L	102	SW846 6020	09/03-09/15/09	LJ7GP1CP
			Dilution Factor: 1			Analysis Time..: 15:21	Instrument ID..: I8	
			Analyst ID.....: 002260					
Arsenic	ND	100	97.9	ug/L	98	SW846 6020	09/03-09/15/09	LJ7GP1CQ
			Dilution Factor: 1			Analysis Time..: 15:21	Instrument ID..: I8	
			Analyst ID.....: 002260					
Barium	9.0	100	108	ug/L	99	SW846 6020	09/03-09/15/09	LJ7GP1CR
			Dilution Factor: 1			Analysis Time..: 15:21	Instrument ID..: I8	
			Analyst ID.....: 002260					
Beryllium	0.12	100	98.1	ug/L	98	SW846 6020	09/03-09/15/09	LJ7GP1CT
			Dilution Factor: 1			Analysis Time..: 15:21	Instrument ID..: I8	
			Analyst ID.....: 002260					
Cadmium	0.045	100	106	ug/L	106	SW846 6020	09/03-09/15/09	LJ7GP1CU
			Dilution Factor: 1			Analysis Time..: 15:21	Instrument ID..: I8	
			Analyst ID.....: 002260					
Chromium	0.55	100	102	ug/L	101	SW846 6020	09/03-09/15/09	LJ7GP1C9
			Dilution Factor: 1			Analysis Time..: 15:21	Instrument ID..: I8	
			Analyst ID.....: 002260					
Cobalt	7.1	100	107	ug/L	100	SW846 6020	09/03-09/15/09	LJ7GP1CV
			Dilution Factor: 1			Analysis Time..: 15:21	Instrument ID..: I8	
			Analyst ID.....: 002260					
Copper	7.3	100	111	ug/L	104	SW846 6020	09/03-09/15/09	LJ7GP1CW
			Dilution Factor: 1			Analysis Time..: 15:21	Instrument ID..: I8	
			Analyst ID.....: 002260					
Iron	58.6	10000	10400	ug/L	104	SW846 6020	09/03-09/15/09	LJ7GP1CX
			Dilution Factor: 1			Analysis Time..: 15:21	Instrument ID..: I8	
			Analyst ID.....: 002260					
Lead	0.11	100	99.7	ug/L	100	SW846 6020	09/03-09/15/09	LJ7GP1C0
			Dilution Factor: 1			Analysis Time..: 15:21	Instrument ID..: I8	
			Analyst ID.....: 002260					

(Continued on next page)

MATRIX SPIKE SAMPLE DATA REPORT

TOTAL Metals

Client Lot #...: A9I020192 **Matrix.....:** WG
Date Sampled...: 09/01/09 08:45 **Date Received..:** 09/02/09

PARAMETER	SAMPLE AMOUNT	SPIKE AMT	MEASURED AMOUNT	UNITS	PERCENT RECOVERY	METHOD	PREPARATION-ANALYSIS DATE	WORK ORDER #
Manganese	20.4	100	120	ug/L	99	SW846 6020	09/03-09/15/09	LJ7GP1C1
			Dilution Factor: 1			Analysis Time..: 15:21	Instrument ID..: I8	
			Analyst ID.....: 002260					
Molybdenum	0.39	100	100	ug/L	100	SW846 6020	09/03-09/15/09	LJ7GP1C2
			Dilution Factor: 1			Analysis Time..: 15:21	Instrument ID..: I8	
			Analyst ID.....: 002260					
Nickel	8.7	100	111	ug/L	103	SW846 6020	09/03-09/15/09	LJ7GP1C3
			Dilution Factor: 1			Analysis Time..: 15:21	Instrument ID..: I8	
			Analyst ID.....: 002260					
Selenium	0.18	100	101	ug/L	101	SW846 6020	09/03-09/15/09	LJ7GP1C4
			Dilution Factor: 1			Analysis Time..: 15:21	Instrument ID..: I8	
			Analyst ID.....: 002260					
Silver	ND	100	108	ug/L	108	SW846 6020	09/03-09/15/09	LJ7GP1C5
			Dilution Factor: 1			Analysis Time..: 15:21	Instrument ID..: I8	
			Analyst ID.....: 002260					
Thallium	0.21	100	98.8	ug/L	99	SW846 6020	09/03-09/15/09	LJ7GP1C6
			Dilution Factor: 1			Analysis Time..: 15:21	Instrument ID..: I8	
			Analyst ID.....: 002260					
Vanadium	ND	100	100	ug/L	100	SW846 6020	09/03-09/15/09	LJ7GP1C7
			Dilution Factor: 1			Analysis Time..: 15:21	Instrument ID..: I8	
			Analyst ID.....: 002260					
Zinc	22.6	100	128	ug/L	105	SW846 6020	09/03-09/15/09	LJ7GP1C8
			Dilution Factor: 1			Analysis Time..: 15:21	Instrument ID..: I8	
			Analyst ID.....: 002260					
Mercury	ND	1.0	1.1	ug/L	114	SW846 7470A	09/03-09/04/09	LJ7GP1DA
			Dilution Factor: 1			Analysis Time..: 12:36	Instrument ID..: H1	
			Analyst ID.....: 001576					

NOTE(S):

Calculations are performed before rounding to avoid round-off errors in calculated results.

MATRIX SPIKE SAMPLE EVALUATION REPORT

TOTAL Metals

Client Lot #...: A9I020192 **Matrix.....:** WG
Date Sampled...: 09/01/09 09:05 **Date Received..:** 09/02/09

PARAMETER	PERCENT RECOVERY	RECOVERY LIMITS	RPD	RPD LIMITS	METHOD	PREPARATION-ANALYSIS DATE	WORK ORDER #
MS Lot-Sample #: A9I020192-006 **Prep Batch #...:** 9247480							
Calcium	91	(75 - 125)			SW846 6010B	09/04-09/10/09	LJ7J31C8
	95	(75 - 125)	0.74	(0-20)	SW846 6010B	09/04-09/10/09	LJ7J31C9
		Dilution Factor: 1					
		Analysis Time..: 13:36			Instrument ID..: TRACEICP	Analyst ID.....: 022952	
Magnesium	NC	(75 - 125)			SW846 6010B	09/04-09/10/09	LJ7J31DD
	NC	(75 - 125)		(0-20)	SW846 6010B	09/04-09/10/09	LJ7J31DE
		Dilution Factor: 1					
		Analysis Time..: 13:36			Instrument ID..: TRACEICP	Analyst ID.....: 022952	
Potassium	113	(75 - 125)			SW846 6010B	09/04-09/10/09	LJ7J31DA
	116	(75 - 125)	1.2	(0-20)	SW846 6010B	09/04-09/10/09	LJ7J31DC
		Dilution Factor: 1					
		Analysis Time..: 13:36			Instrument ID..: TRACEICP	Analyst ID.....: 022952	
Silica	98	(75 - 125)			SW846 6010B	09/04-09/10/09	LJ7J31DH
	100	(75 - 125)	0.92	(0-20)	SW846 6010B	09/04-09/10/09	LJ7J31DJ
		Dilution Factor: 1					
		Analysis Time..: 13:36			Instrument ID..: TRACEICP	Analyst ID.....: 022952	
Sodium	NC	(75 - 125)			SW846 6010B	09/04-09/10/09	LJ7J31DF
	NC	(75 - 125)		(0-20)	SW846 6010B	09/04-09/10/09	LJ7J31DG
		Dilution Factor: 2					
		Analysis Time..: 19:30			Instrument ID..: TRACEICP	Analyst ID.....: 022952	

NOTE(S):

Calculations are performed before rounding to avoid round-off errors in calculated results.

NC The recovery and/or RPD were not calculated.

MATRIX SPIKE SAMPLE DATA REPORT

TOTAL Metals

Client Lot #...: A9I020192 **Matrix.....:** WG
Date Sampled...: 09/01/09 09:05 **Date Received..:** 09/02/09

PARAMETER	SAMPLE AMOUNT	SPIKE AMT	MEASRD AMOUNT	UNITS	PERCNT RECVRY	RPD	METHOD	PREPARATION-ANALYSIS DATE	WORK ORDER #
MS Lot-Sample #: A9I020192-006 **Prep Batch #...:** 9247480									
Calcium									
	186000	50000	232000	ug/L	91		SW846 6010B	09/04-09/10/09	LJ7J31C8
	186000	50000	233000	ug/L	95	0.74	SW846 6010B	09/04-09/10/09	LJ7J31C9
			Dilution Factor: 1						
			Analysis Time..: 13:36		Instrument ID..: TRACEICP		Analyst ID.....: 022952		
Magnesium									
	202000	50000	252000	ug/L			SW846 6010B	09/04-09/10/09	LJ7J31DD
			Qualifiers: NC						
	202000	50000	255000	ug/L			SW846 6010B	09/04-09/10/09	LJ7J31DE
			Qualifiers: NC						
			Dilution Factor: 1						
			Analysis Time..: 13:36		Instrument ID..: TRACEICP		Analyst ID.....: 022952		
Potassium									
	42500	50000	99100	ug/L	113		SW846 6010B	09/04-09/10/09	LJ7J31DA
	42500	50000	100000	ug/L	116	1.2	SW846 6010B	09/04-09/10/09	LJ7J31DC
			Dilution Factor: 1						
			Analysis Time..: 13:36		Instrument ID..: TRACEICP		Analyst ID.....: 022952		
Silica									
	30200	21400	51100	ug/L	98		SW846 6010B	09/04-09/10/09	LJ7J31DH
	30200	21400	51600	ug/L	100	0.92	SW846 6010B	09/04-09/10/09	LJ7J31DJ
			Dilution Factor: 1						
			Analysis Time..: 13:36		Instrument ID..: TRACEICP		Analyst ID.....: 022952		
Sodium									
	560000	50000	607000	ug/L			SW846 6010B	09/04-09/10/09	LJ7J31DF
			Qualifiers: NC						
	560000	50000	612000	ug/L			SW846 6010B	09/04-09/10/09	LJ7J31DG
			Qualifiers: NC						
			Dilution Factor: 2						
			Analysis Time..: 19:30		Instrument ID..: TRACEICP		Analyst ID.....: 022952		

NOTE(S):

Calculations are performed before rounding to avoid round-off errors in calculated results.

NC The recovery and/or RPD were not calculated.

MATRIX SPIKE SAMPLE EVALUATION REPORT

TOTAL Metals

Client Lot #...: 9I02192 **Matrix.....:** WG
Date Sampled...: 09/02/09 12:05 **Date Received..:** 09/03/09

PARAMETER	PERCENT RECOVERY	RECOVERY LIMITS	METHOD	PREPARATION-ANALYSIS DATE	WORK ORDER #
MS Lot-Sample #: A9I030186-001 **Prep Batch #...:** 9252016					
Antimony	82	(44 - 153)	SW846 6020	09/09-09/16/09	LJ9NG1CP
		Dilution Factor: 1	Analysis Time..: 23:54	Instrument ID..: I8	
		Analyst ID.....: 002260			
Arsenic	82	(82 - 123)	SW846 6020	09/09-09/16/09	LJ9NG1CQ
		Dilution Factor: 1	Analysis Time..: 23:54	Instrument ID..: I8	
		Analyst ID.....: 002260			
Barium	93	(45 - 144)	SW846 6020	09/09-09/16/09	LJ9NG1CR
		Dilution Factor: 1	Analysis Time..: 23:54	Instrument ID..: I8	
		Analyst ID.....: 002260			
Beryllium	84	(77 - 124)	SW846 6020	09/09-09/16/09	LJ9NG1CT
		Dilution Factor: 1	Analysis Time..: 23:54	Instrument ID..: I8	
		Analyst ID.....: 002260			
Cadmium	88	(78 - 117)	SW846 6020	09/09-09/16/09	LJ9NG1CU
		Dilution Factor: 1	Analysis Time..: 23:54	Instrument ID..: I8	
		Analyst ID.....: 002260			
Chromium	89	(72 - 110)	SW846 6020	09/09-09/16/09	LJ9NG1C9
		Dilution Factor: 1	Analysis Time..: 23:54	Instrument ID..: I8	
		Analyst ID.....: 002260			
Cobalt	59 N	(67 - 114)	SW846 6020	09/09-09/16/09	LJ9NG1CV
		Dilution Factor: 1	Analysis Time..: 23:54	Instrument ID..: I8	
		Analyst ID.....: 002260			
Copper	82	(60 - 123)	SW846 6020	09/09-09/16/09	LJ9NG1CW
		Dilution Factor: 1	Analysis Time..: 23:54	Instrument ID..: I8	
		Analyst ID.....: 002260			
Iron	85	(22 - 169)	SW846 6020	09/09-09/16/09	LJ9NG1CX
		Dilution Factor: 1	Analysis Time..: 23:54	Instrument ID..: I8	
		Analyst ID.....: 002260			
Lead	82	(73 - 115)	SW846 6020	09/09-09/16/09	LJ9NG1C0
		Dilution Factor: 1	Analysis Time..: 23:54	Instrument ID..: I8	
		Analyst ID.....: 002260			

(Continued on next page)

MATRIX SPIKE SAMPLE EVALUATION REPORT

TOTAL Metals

Client Lot #...: 9I02192 **Matrix.....:** WG
Date Sampled...: 09/02/09 12:05 **Date Received..:** 09/03/09

PARAMETER	PERCENT RECOVERY	RECOVERY LIMITS	METHOD	PREPARATION-ANALYSIS DATE	WORK ORDER #
Manganese	NC,MSB	(10 - 172)	SW846 6020	09/09-09/16/09	LJ9NG1C1
		Dilution Factor: 1	Analysis Time..: 23:54		Instrument ID..: I8
		Analyst ID.....: 002260			
Molybdenum	84	(80 - 110)	SW846 6020	09/09-09/16/09	LJ9NG1C2
		Dilution Factor: 1	Analysis Time..: 23:54		Instrument ID..: I8
		Analyst ID.....: 002260			
Nickel	80	(72 - 111)	SW846 6020	09/09-09/16/09	LJ9NG1C3
		Dilution Factor: 1	Analysis Time..: 23:54		Instrument ID..: I8
		Analyst ID.....: 002260			
Selenium	81	(72 - 148)	SW846 6020	09/09-09/16/09	LJ9NG1C4
		Dilution Factor: 1	Analysis Time..: 23:54		Instrument ID..: I8
		Analyst ID.....: 002260			
Silver	88	(10 - 139)	SW846 6020	09/09-09/16/09	LJ9NG1C5
		Dilution Factor: 1	Analysis Time..: 23:54		Instrument ID..: I8
		Analyst ID.....: 002260			
Thallium	86	(69 - 117)	SW846 6020	09/09-09/16/09	LJ9NG1C6
		Dilution Factor: 1	Analysis Time..: 23:54		Instrument ID..: I8
		Analyst ID.....: 002260			
Vanadium	88	(70 - 112)	SW846 6020	09/09-09/16/09	LJ9NG1C7
		Dilution Factor: 1	Analysis Time..: 23:54		Instrument ID..: I8
		Analyst ID.....: 002260			
Zinc	86	(49 - 156)	SW846 6020	09/09-09/16/09	LJ9NG1C8
		Dilution Factor: 1	Analysis Time..: 23:54		Instrument ID..: I8
		Analyst ID.....: 002260			
Mercury	112	(69 - 134)	SW846 7470A	09/09-09/10/09	LJ9NG1DA
		Dilution Factor: 1	Analysis Time..: 14:45		Instrument ID..: H4
		Analyst ID.....: 001576			

NOTE(S):

Calculations are performed before rounding to avoid round-off errors in calculated results.

N Spiked analyte recovery is outside stated control limits.

NC The recovery and/or RPD were not calculated.

MSB The recovery and RPD may be outside control limits because the sample amount was greater than 4X the spike amount.

MATRIX SPIKE SAMPLE DATA REPORT

TOTAL Metals

Client Lot #...: 9I02192 **Matrix.....:** WG
Date Sampled...: 09/02/09 12:05 **Date Received..:** 09/03/09

PARAMETER	SAMPLE AMOUNT	SPIKE AMT	MEASURED AMOUNT	UNITS	PERCENT RECOVERY	METHOD	PREPARATION-ANALYSIS DATE	WORK ORDER #
MS Lot-Sample #: A9I030186-001 **Prep Batch #...:** 9252016								
Antimony	1.7	100	83.6	ug/L	82	SW846 6020	09/09-09/16/09	LJ9NG1CP
			Dilution Factor: 1		Analysis Time..: 23:54		Instrument ID..: I8	
			Analyst ID.....: 002260					
Arsenic	14.9	100	97.3	ug/L	82	SW846 6020	09/09-09/16/09	LJ9NG1CQ
			Dilution Factor: 1		Analysis Time..: 23:54		Instrument ID..: I8	
			Analyst ID.....: 002260					
Barium	79.8	100	173	ug/L	93	SW846 6020	09/09-09/16/09	LJ9NG1CR
			Dilution Factor: 1		Analysis Time..: 23:54		Instrument ID..: I8	
			Analyst ID.....: 002260					
Beryllium	1.7	100	85.3	ug/L	84	SW846 6020	09/09-09/16/09	LJ9NG1CT
			Dilution Factor: 1		Analysis Time..: 23:54		Instrument ID..: I8	
			Analyst ID.....: 002260					
Cadmium	3.4	100	91.5	ug/L	88	SW846 6020	09/09-09/16/09	LJ9NG1CU
			Dilution Factor: 1		Analysis Time..: 23:54		Instrument ID..: I8	
			Analyst ID.....: 002260					
Chromium	41.4	100	131	ug/L	89	SW846 6020	09/09-09/16/09	LJ9NG1C9
			Dilution Factor: 1		Analysis Time..: 23:54		Instrument ID..: I8	
			Analyst ID.....: 002260					
Cobalt	330	100	389 N	ug/L	59	SW846 6020	09/09-09/16/09	LJ9NG1CV
			Dilution Factor: 1		Analysis Time..: 23:54		Instrument ID..: I8	
			Analyst ID.....: 002260					
Copper	57.3	100	139	ug/L	82	SW846 6020	09/09-09/16/09	LJ9NG1CW
			Dilution Factor: 1		Analysis Time..: 23:54		Instrument ID..: I8	
			Analyst ID.....: 002260					
Iron	15000	10000	23500	ug/L	85	SW846 6020	09/09-09/16/09	LJ9NG1CX
			Dilution Factor: 1		Analysis Time..: 23:54		Instrument ID..: I8	
			Analyst ID.....: 002260					
Lead	38.0	100	120	ug/L	82	SW846 6020	09/09-09/16/09	LJ9NG1C0
			Dilution Factor: 1		Analysis Time..: 23:54		Instrument ID..: I8	
			Analyst ID.....: 002260					

(Continued on next page)

MATRIX SPIKE SAMPLE DATA REPORT

TOTAL Metals

Client Lot #...: 9I02192 **Matrix.....:** WG
Date Sampled...: 09/02/09 12:05 **Date Received..:** 09/03/09

PARAMETER	SAMPLE AMOUNT	SPIKE AMT	MEASURED AMOUNT	UNITS	PERCENT RECOVERY	METHOD	PREPARATION-ANALYSIS DATE	WORK ORDER #
Manganese	5360	100	5030	ug/L		SW846 6020	09/09-09/16/09	LJ9NG1C1
			Qualifiers: NC,MSB					
			Dilution Factor: 1		Analysis Time..: 23:54		Instrument ID..: I8	
			Analyst ID.....: 002260					
Molybdenum	3.4	100	87.6	ug/L	84	SW846 6020	09/09-09/16/09	LJ9NG1C2
			Dilution Factor: 1		Analysis Time..: 23:54		Instrument ID..: I8	
			Analyst ID.....: 002260					
Nickel	83.6	100	163	ug/L	80	SW846 6020	09/09-09/16/09	LJ9NG1C3
			Dilution Factor: 1		Analysis Time..: 23:54		Instrument ID..: I8	
			Analyst ID.....: 002260					
Selenium	5.6	100	86.7	ug/L	81	SW846 6020	09/09-09/16/09	LJ9NG1C4
			Dilution Factor: 1		Analysis Time..: 23:54		Instrument ID..: I8	
			Analyst ID.....: 002260					
Silver	0.18	100	88.0	ug/L	88	SW846 6020	09/09-09/16/09	LJ9NG1C5
			Dilution Factor: 1		Analysis Time..: 23:54		Instrument ID..: I8	
			Analyst ID.....: 002260					
Thallium	0.35	100	85.9	ug/L	86	SW846 6020	09/09-09/16/09	LJ9NG1C6
			Dilution Factor: 1		Analysis Time..: 23:54		Instrument ID..: I8	
			Analyst ID.....: 002260					
Vanadium	66.1	100	155	ug/L	88	SW846 6020	09/09-09/16/09	LJ9NG1C7
			Dilution Factor: 1		Analysis Time..: 23:54		Instrument ID..: I8	
			Analyst ID.....: 002260					
Zinc	288	100	373	ug/L	86	SW846 6020	09/09-09/16/09	LJ9NG1C8
			Dilution Factor: 1		Analysis Time..: 23:54		Instrument ID..: I8	
			Analyst ID.....: 002260					
Mercury	0.71	1.0	1.8	ug/L	112	SW846 7470A	09/09-09/10/09	LJ9NG1DA
			Dilution Factor: 1		Analysis Time..: 14:45		Instrument ID..: H4	
			Analyst ID.....: 001576					

NOTE(S):

Calculations are performed before rounding to avoid round-off errors in calculated results.

N Spiked analyte recovery is outside stated control limits.

NC The recovery and/or RPD were not calculated.

MSB The recovery and RPD may be outside control limits because the sample amount was greater than 4X the spike amount.

SAMPLE DUPLICATE EVALUATION REPORT

Metals

Client Lot #...: A9I020192 **Work Order #...:** LJ7GP-SMP LJ7GP-DUP **Matrix.....:** WG

Date Sampled...: 09/01/09 08:45 **Date Received..:** 09/02/09

PARAM	RESULT	DUPLICATE RESULT	UNITS	RPD	RPD LIMIT	METHOD	PREPARATION-ANALYSIS DATE	PREP BATCH #
Silver						SD Lot-Sample #: A9I020192-001		
	ND	ND	ug/L	0	(0-20)	SW846 6020	09/03-09/15/09	9246022
		Dilution Factor: 1				Analysis Time..: 15:21	Analyst ID.....: 002260	
		Instrument ID..: I8						
Arsenic						SD Lot-Sample #: A9I020192-001		
	ND	ND	ug/L	0	(0-20)	SW846 6020	09/03-09/15/09	9246022
		Dilution Factor: 1				Analysis Time..: 15:21	Analyst ID.....: 002260	
		Instrument ID..: I8						
Barium						SD Lot-Sample #: A9I020192-001		
	9.0 J	8.4	ug/L	7.5	(0-20)	SW846 6020	09/03-09/15/09	9246022
		Dilution Factor: 1				Analysis Time..: 15:21	Analyst ID.....: 002260	
		Instrument ID..: I8						
Beryllium						SD Lot-Sample #: A9I020192-001		
	0.12 B	0.12 B	ug/L	2.6	(0-20)	SW846 6020	09/03-09/15/09	9246022
		Dilution Factor: 1				Analysis Time..: 15:21	Analyst ID.....: 002260	
		Instrument ID..: I8						
Cadmium						SD Lot-Sample #: A9I020192-001		
	0.045 B,J	ND	ug/L	200	(0-20)	SW846 6020	09/03-09/15/09	9246022
		Dilution Factor: 1				Analysis Time..: 15:21	Analyst ID.....: 002260	
		Instrument ID..: I8						
Cobalt						SD Lot-Sample #: A9I020192-001		
	7.1 J	6.5	ug/L	8.7	(0-20)	SW846 6020	09/03-09/15/09	9246022
		Dilution Factor: 1				Analysis Time..: 15:21	Analyst ID.....: 002260	
		Instrument ID..: I8						
Chromium						SD Lot-Sample #: A9I020192-001		
	0.55 B,J	0.39 B	ug/L	32	(0-20)	SW846 6020	09/03-09/15/09	9246022
		Dilution Factor: 1				Analysis Time..: 15:21	Analyst ID.....: 002260	
		Instrument ID..: I8						
Copper						SD Lot-Sample #: A9I020192-001		
	7.3 J	6.5	ug/L	11	(0-20)	SW846 6020	09/03-09/15/09	9246022
		Dilution Factor: 1				Analysis Time..: 15:21	Analyst ID.....: 002260	
		Instrument ID..: I8						
Iron						SD Lot-Sample #: A9I020192-001		
	58.6 J	47.4 B	ug/L	21	(0-20)	SW846 6020	09/03-09/15/09	9246022
		Dilution Factor: 1				Analysis Time..: 15:21	Analyst ID.....: 002260	
		Instrument ID..: I8						

(Continued on next page)

SAMPLE DUPLICATE EVALUATION REPORT

Metals

Lot-Sample #...: A9I020192-000 **Work Order #...:** LJ7GP-SMP LJ7GP-DUP **Matrix.....:** WG

PARAM	RESULT	DUPLICATE RESULT	UNITS	RPD	RPD LIMIT	METHOD	PREPARATION-ANALYSIS DATE	PREP BATCH #
Manganese						SD Lot-Sample #: A9I020192-001		
	20.4 J	17.8	ug/L	14	(0-20)	SW846 6020	09/03-09/15/09	9246022
			Dilution Factor: 1			Analysis Time..: 15:21	Analyst ID.....: 002260	
			Instrument ID..: I8					
Molybdenum						SD Lot-Sample #: A9I020192-001		
	0.39 B	ND	ug/L	200	(0-20)	SW846 6020	09/03-09/15/09	9246022
			Dilution Factor: 1			Analysis Time..: 15:21	Analyst ID.....: 002260	
			Instrument ID..: I8					
Nickel						SD Lot-Sample #: A9I020192-001		
	8.7 J	8.0	ug/L	8.0	(0-20)	SW846 6020	09/03-09/15/09	9246022
			Dilution Factor: 1			Analysis Time..: 15:21	Analyst ID.....: 002260	
			Instrument ID..: I8					
Lead						SD Lot-Sample #: A9I020192-001		
	0.11 B,J	0.088 B	ug/L	22	(0-20)	SW846 6020	09/03-09/15/09	9246022
			Dilution Factor: 1			Analysis Time..: 15:21	Analyst ID.....: 002260	
			Instrument ID..: I8					
Antimony						SD Lot-Sample #: A9I020192-001		
	0.21 B	0.063 B	ug/L	109	(0-20)	SW846 6020	09/03-09/15/09	9246022
			Dilution Factor: 1			Analysis Time..: 15:21	Analyst ID.....: 002260	
			Instrument ID..: I8					
Selenium						SD Lot-Sample #: A9I020192-001		
	0.18 B	0.24 B	ug/L	29	(0-20)	SW846 6020	09/03-09/15/09	9246022
			Dilution Factor: 1			Analysis Time..: 15:21	Analyst ID.....: 002260	
			Instrument ID..: I8					
Thallium						SD Lot-Sample #: A9I020192-001		
	0.21 B	ND	ug/L	200	(0-20)	SW846 6020	09/03-09/15/09	9246022
			Dilution Factor: 1			Analysis Time..: 15:21	Analyst ID.....: 002260	
			Instrument ID..: I8					
Vanadium						SD Lot-Sample #: A9I020192-001		
	ND	ND	ug/L	0	(0-20)	SW846 6020	09/03-09/15/09	9246022
			Dilution Factor: 1			Analysis Time..: 15:21	Analyst ID.....: 002260	
			Instrument ID..: I8					
Zinc						SD Lot-Sample #: A9I020192-001		
	22.6 J	21.7	ug/L	4.0	(0-20)	SW846 6020	09/03-09/15/09	9246022
			Dilution Factor: 1			Analysis Time..: 15:21	Analyst ID.....: 002260	
			Instrument ID..: I8					

(Continued on next page)

SAMPLE DUPLICATE EVALUATION REPORT

Metals

Lot-Sample #...: A9I020192-000 **Work Order #...:** LJ7GP-SMP LJ7GP-DUP **Matrix.....:** WG

PARAM	RESULT	DUPLICATE RESULT	UNITS	RPD	RPD LIMIT	METHOD	PREPARATION-ANALYSIS DATE	PREP BATCH #
Mercury						SD Lot-Sample #: A9I020192-001		
	ND	ND	ug/L	0	(0-20)	SW846 7470A	09/03-09/04/09	9246022

Dilution Factor: 1 Analysis Time..: 12:36 Analyst ID.....: 001576
Instrument ID..: H1

NOTE(S):

Calculations are performed before rounding to avoid round-off errors in calculated results.

J Method blank contamination. The associated method blank contains the target analyte at a reportable level.

B Estimated result. Result is less than RL.

SAMPLE DUPLICATE EVALUATION REPORT

Metals

Client Lot #...: A9I020192 **Work Order #...:** LJ9NG-SMP LJ9NG-DUP **Matrix.....:** WG

Date Sampled...: 09/02/09 12:05 **Date Received..:** 09/03/09

PARAM	RESULT	DUPLICATE RESULT	UNITS	RPD	RPD LIMIT	METHOD	PREPARATION-ANALYSIS DATE	PREP BATCH #
Silver						SD Lot-Sample #: A9I030186-001		
	0.18 B	0.18 B	ug/L	1.7	(0-20)	SW846 6020	09/09-09/16/09	9252016
			Dilution Factor: 1			Analysis Time..: 23:54	Analyst ID.....: 002260	
			Instrument ID..: I8					
Arsenic						SD Lot-Sample #: A9I030186-001		
	14.9	14.6	ug/L	2.2	(0-20)	SW846 6020	09/09-09/16/09	9252016
			Dilution Factor: 1			Analysis Time..: 23:54	Analyst ID.....: 002260	
			Instrument ID..: I8					
Barium						SD Lot-Sample #: A9I030186-001		
	79.8 J	76.7	ug/L	4.0	(0-20)	SW846 6020	09/09-09/16/09	9252016
			Dilution Factor: 1			Analysis Time..: 23:54	Analyst ID.....: 002260	
			Instrument ID..: I8					
Beryllium						SD Lot-Sample #: A9I030186-001		
	1.7	1.7	ug/L	0.35	(0-20)	SW846 6020	09/09-09/16/09	9252016
			Dilution Factor: 1			Analysis Time..: 23:54	Analyst ID.....: 002260	
			Instrument ID..: I8					
Cadmium						SD Lot-Sample #: A9I030186-001		
	3.4	3.2	ug/L	6.1	(0-20)	SW846 6020	09/09-09/16/09	9252016
			Dilution Factor: 1			Analysis Time..: 23:54	Analyst ID.....: 002260	
			Instrument ID..: I8					
Cobalt						SD Lot-Sample #: A9I030186-001		
	330	319	ug/L	3.3	(0-20)	SW846 6020	09/09-09/16/09	9252016
			Dilution Factor: 1			Analysis Time..: 23:54	Analyst ID.....: 002260	
			Instrument ID..: I8					
Chromium						SD Lot-Sample #: A9I030186-001		
	41.4 J	39.5	ug/L	4.7	(0-20)	SW846 6020	09/09-09/16/09	9252016
			Dilution Factor: 1			Analysis Time..: 23:54	Analyst ID.....: 002260	
			Instrument ID..: I8					
Copper						SD Lot-Sample #: A9I030186-001		
	57.3 J	56.9	ug/L	0.68	(0-20)	SW846 6020	09/09-09/16/09	9252016
			Dilution Factor: 1			Analysis Time..: 23:54	Analyst ID.....: 002260	
			Instrument ID..: I8					
Iron						SD Lot-Sample #: A9I030186-001		
	15000 J	15200	ug/L	1.1	(0-20)	SW846 6020	09/09-09/16/09	9252016
			Dilution Factor: 1			Analysis Time..: 23:54	Analyst ID.....: 002260	
			Instrument ID..: I8					

(Continued on next page)

SAMPLE DUPLICATE EVALUATION REPORT

Metals

Lot-Sample #...: A9I020192-000 **Work Order #...:** LJ9NG-SMP LJ9NG-DUP **Matrix.....:** WG

PARAM	RESULT	DUPLICATE RESULT	UNITS	RPD	RPD LIMIT	METHOD	PREPARATION-ANALYSIS DATE	PREP BATCH #
Manganese						SD Lot-Sample #: A9I030186-001		
	5360 J	5140	ug/L	4.1	(0-20)	SW846 6020	09/09-09/16/09	9252016
			Dilution Factor: 1			Analysis Time..: 23:54	Analyst ID.....: 002260	
			Instrument ID..: I8					
Molybdenum						SD Lot-Sample #: A9I030186-001		
	3.4	3.3	ug/L	3.6	(0-20)	SW846 6020	09/09-09/16/09	9252016
			Dilution Factor: 1			Analysis Time..: 23:54	Analyst ID.....: 002260	
			Instrument ID..: I8					
Nickel						SD Lot-Sample #: A9I030186-001		
	83.6	81.6	ug/L	2.5	(0-20)	SW846 6020	09/09-09/16/09	9252016
			Dilution Factor: 1			Analysis Time..: 23:54	Analyst ID.....: 002260	
			Instrument ID..: I8					
Lead						SD Lot-Sample #: A9I030186-001		
	38.0	36.8	ug/L	3.2	(0-20)	SW846 6020	09/09-09/16/09	9252016
			Dilution Factor: 1			Analysis Time..: 23:54	Analyst ID.....: 002260	
			Instrument ID..: I8					
Antimony						SD Lot-Sample #: A9I030186-001		
	1.7 B	1.6 B	ug/L	6.1	(0-20)	SW846 6020	09/09-09/16/09	9252016
			Dilution Factor: 1			Analysis Time..: 23:54	Analyst ID.....: 002260	
			Instrument ID..: I8					
Selenium						SD Lot-Sample #: A9I030186-001		
	5.6	5.1	ug/L	11	(0-20)	SW846 6020	09/09-09/16/09	9252016
			Dilution Factor: 1			Analysis Time..: 23:54	Analyst ID.....: 002260	
			Instrument ID..: I8					
Thallium						SD Lot-Sample #: A9I030186-001		
	0.35 B	0.24 B	ug/L	35	(0-20)	SW846 6020	09/09-09/16/09	9252016
			Dilution Factor: 1			Analysis Time..: 23:54	Analyst ID.....: 002260	
			Instrument ID..: I8					
Vanadium						SD Lot-Sample #: A9I030186-001		
	66.1	65.2	ug/L	1.4	(0-20)	SW846 6020	09/09-09/16/09	9252016
			Dilution Factor: 1			Analysis Time..: 23:54	Analyst ID.....: 002260	
			Instrument ID..: I8					
Zinc						SD Lot-Sample #: A9I030186-001		
	288 J	280	ug/L	2.7	(0-20)	SW846 6020	09/09-09/16/09	9252016
			Dilution Factor: 1			Analysis Time..: 23:54	Analyst ID.....: 002260	
			Instrument ID..: I8					

(Continued on next page)

SAMPLE DUPLICATE EVALUATION REPORT

Metals

Lot-Sample #...: A9I020192-000 **Work Order #...:** LJ9NG-SMP LJ9NG-DUP **Matrix.....:** WG

PARAM	RESULT	DUPLICATE RESULT	UNITS	RPD	RPD LIMIT	METHOD	PREPARATION-ANALYSIS DATE	PREP BATCH #
Mercury						SD Lot-Sample #: A9I030186-001		
	0.71	0.67	ug/L	5.2	(0-20)	SW846 7470A	09/09-09/10/09	9252016

Dilution Factor: 1 Analysis Time..: 14:45 Analyst ID.....: 001576
Instrument ID..: H4

NOTE(S):

Calculations are performed before rounding to avoid round-off errors in calculated results.

B Estimated result. Result is less than RL.

J Method blank contamination. The associated method blank contains the target analyte at a reportable level.

TestAmerica North Canton

Metals Data Reporting Form

Serial Dilution RPD Report

Serial Dilution Sample ID: LJ7KNFL

Original Sample ID: LJ7KNF **Client ID:** MSA-DMW2S-090109

Matrix: Water **Units:** ug/L **Prep Date:** 09/03/09 **Prep Batch:** 9246022

Weight: NA **Volume:** NA **Percent Moisture:** NA

Element	WL/ Mass	OS Conc	Q	Serial Dilution Conc	Q	Percent Diff	OS DF	Ser Dil DF	Instr	OS Anal Date	OS Anal Time	Ser Dil Anal Date	Ser Dil Anal Time
Antimony	121	0.043	U	0.22	U		1	5	ICPMS	09/15/09	17:06	09/15/09	17:11
Arsenic	75	9.8		10.1	B		1	5	ICPMS	09/15/09	17:06	09/15/09	17:11
Barium	137	14.3		14.9			1	5	ICPMS	09/15/09	17:06	09/15/09	17:11
Beryllium	9	4.1		5.0			1	5	ICPMS	09/15/09	17:06	09/15/09	17:11
Cadmium	111	238		247		4.0	1	5	ICPMS	09/15/09	17:06	09/15/09	17:11
Chromium	52	3.3		3.4	B		1	5	ICPMS	09/15/09	17:06	09/15/09	17:11
Cobalt	59	248		255		2.6	1	5	ICPMS	09/15/09	17:06	09/15/09	17:11
Copper	65	55.2		57.7			1	5	ICPMS	09/15/09	17:06	09/15/09	17:11
Iron	56	59.6		70.1	B		1	5	ICPMS	09/15/09	17:06	09/15/09	17:11
Lead	208	0.84	B	0.91	B		1	5	ICPMS	09/15/09	17:06	09/15/09	17:11
Manganese	55	6510		6110		6.2	1	5	ICPMS	09/15/09	17:06	09/15/09	17:11
Molybdenum	95	0.23	U	1.2	U		1	5	ICPMS	09/15/09	17:06	09/15/09	17:11
Nickel	60	111		116			1	5	ICPMS	09/15/09	17:06	09/15/09	17:11
Selenium	78	19.9		22.5	B		1	5	ICPMS	09/15/09	17:06	09/15/09	17:11
Silver	107	0.020	U	0.10	U		1	5	ICPMS	09/15/09	17:06	09/15/09	17:11
Thallium	205	0.32	B	0.38	B		1	5	ICPMS	09/15/09	17:06	09/15/09	17:11
Vanadium	51	0.29	U	1.4	U		1	5	ICPMS	09/15/09	17:06	09/15/09	17:11
Zinc	66	301		320			1	5	ICPMS	09/15/09	17:06	09/15/09	17:11

Comments:

5.04.5

E Serial dilution percent difference not within limits
U Result is less than the IDL
B Result is between IDL and RL

Form 9 Equivalent

LJ9NG 9/15/2009 23:54:23 QC Status: PASS (Initial: PASS)

User Pre-dilution: 1.000

Run	Time	6Li	9Be	10B
		ppb	ppb	ppb
X		74.390%	1.717	116.900
%RSD		0.776	9.660	2.468
Run	Time	23Na	25Mg	27Al
		ppb	ppb	ppb
X		T 86740.000	32090.000	M 11290.000
%RSD		T 0.782	0.112	M 0.103
Run	Time	35Cl	43Ca	45Sc
		ppb	ppb	ppb
X		0.000	56230.000	65.706%
%RSD		0.000	0.694	0.695
Run	Time	45Sc	47Ti	51V
		ppb	ppb	ppb
X		86.235%	120.400	66.100
%RSD		2.059	5.685	0.884
Run	Time	52Cr	53Cl O	55Mn
		ppb	ppb	ppb
X		41.440	7.655	TM 5359.000
%RSD		1.475	18.030	TM 0.285
Run	Time	56Fe	59Co	60Ni
		ppb	ppb	ppb
X		T 15000.000	M 329.900	83.620
%RSD		T 0.840	M 0.471	2.971
Run	Time	65Cu	66Zn	72Ge
		ppb	ppb	ppb
X		57.310	M 287.500	87.813%
%RSD		0.760	M 0.973	1.684
Run	Time	75As	77Ar Cl	78Se
		ppb	ppb	ppb
X		14.880	0.598	5.623
%RSD		2.749	22.550	12.680
Run	Time	88Sr	95Mo	105Pd
		ppb	ppb	ppb
X		M 332.900	3.440	0.000
%RSD		M 1.431	9.067	0.000
Run	Time	107Ag	108Mo O	111Cd
		ppb	ppb	ppb
X		0.179	-12.420	3.367
%RSD		10.930	130.400	6.444
Run	Time	115In	118Sn	121Sb
		ppb	ppb	ppb
X		88.842%	1.662	1.713
%RSD		1.820	1.635	3.483
Run	Time	137Ba	159Tb	165Ho
		ppb	ppb	ppb
X		79.850	0.000	0.000
%RSD		0.669	0.000	0.000
Run	Time	182W	205Tl	208Pb
		ppb	ppb	ppb
X		3.467	0.346	38.000
%RSD		2.574	4.793	0.500
Run	Time	209Bi		
		ppb		
X		90.289%		
%RSD		0.489		

LJ9NGF 9/15/2009 23:59:23 QC Status: PASS (Initial: PASS)

User Pre -dilution: 1.000

Run	Time	6Li	9Be	10B
		ppb	ppb	ppb
X		74.938%	1.014	123.400
%RSD		1.145	11.580	3.204
Run	Time	23Na	25Mg	27Al
		ppb	ppb	ppb
X		T 95460.000	35050.000	630.900
%RSD		T 0.592	0.648	2.310
Run	Time	35Cl	43Ca	45Sc
		ppb	ppb	ppb
X		T 0.000	60740.000	64.665%
%RSD		T 0.000	0.681	0.539
Run	Time	45Sc	47Ti	51V
		ppb	ppb	ppb
X		83.336%	0.518	0.662
%RSD		1.641	51.720	7.386
Run	Time	52Cr	53Cl O	55Mn
		ppb	ppb	ppb
X		0.909	-2.445	TM 5950.000
%RSD		4.133	5.130	TM 0.239
Run	Time	56Fe	59Co	60Ni
		ppb	ppb	ppb
X		4364.000	M 316.300	76.990
%RSD		0.628	M 0.742	1.469
Run	Time	65Cu	66Zn	72Ge
		ppb	ppb	ppb
X		0.471	127.300	86.112%
%RSD		18.280	0.426	1.651
Run	Time	75As	77Ar Cl	78Se
		ppb	ppb	ppb
X		3.230	0.504	3.461
%RSD		5.368	15.980	4.896
Run	Time	88Sr	95Mo	105Pd
		ppb	ppb	ppb
X		M 352.500	0.221	0.000
%RSD		M 1.135	14.500	0.000
Run	Time	107Ag	108Mo O	111Cd
		ppb	ppb	ppb
X		0.002	-7.272	0.965
%RSD		244.400	90.780	8.354
Run	Time	115In	118Sn	121Sb
		ppb	ppb	ppb
X		86.355%	0.158	0.108
%RSD		1.128	23.880	25.890
Run	Time	137Ba	159Tb	165Ho
		ppb	ppb	ppb
X		30.210	0.000	0.000
%RSD		1.244	0.000	0.000
Run	Time	182W	205Tl	208Pb
		ppb	ppb	ppb
X		0.179	0.104	0.947
%RSD		9.839	8.169	2.220
Run	Time	209Bi		
		ppb		
X		88.299%		
%RSD		0.431		

LJ9NV 9/16/2009 00:26:13 QC Status: PASS (Initial: PASS)

User Pre -dilution: 1.000

Run	Time	6Li	9Be	10B
		ppb	ppb	ppb
X		77.644%	0.347	41.640
%RSD		1.570	29.020	5.457
Run	Time	23Na	25Mg	27Al
		ppb	ppb	ppb
X		33430.000	8379.000	348.100
%RSD		0.936	1.503	3.573
Run	Time	35Cl	43Ca	45Sc
		ppb	ppb	ppb
X		0.000	10380.000	67.445%
%RSD		0.000	1.337	0.102
Run	Time	45Sc	47Ti	51V
		ppb	ppb	ppb
X		85.835%	2.355	2.464
%RSD		2.065	24.010	4.137
Run	Time	52Cr	53ClO	55Mn
		ppb	ppb	ppb
X		2.064	-6.051	TM 3757.000
%RSD		4.828	8.801	TM 0.421
Run	Time	56Fe	59Co	60Ni
		ppb	ppb	ppb
X		T 20320.000	M 405.200	48.480
%RSD		T 0.429	M 1.134	4.209
Run	Time	65Cu	66Zn	72Ge
		ppb	ppb	ppb
X		4.644	180.400	89.901%
%RSD		5.214	1.015	1.691
Run	Time	75As	77ArCl	78Se
		ppb	ppb	ppb
X		6.116	0.307	0.670
%RSD		4.034	17.000	37.750
Run	Time	88Sr	95Mo	105Pd
		ppb	ppb	ppb
X		63.260	0.728	0.000
%RSD		1.256	11.340	0.000
Run	Time	107Ag	108MoO	111Cd
		ppb	ppb	ppb
X		0.017	-5.112	0.161
%RSD		16.680	80.000	18.190
Run	Time	115In	118Sn	121Sb
		ppb	ppb	ppb
X		90.820%	0.286	0.260
%RSD		1.743	11.470	5.405
Run	Time	137Ba	159Tb	165Ho
		ppb	ppb	ppb
X		38.120	0.000	0.000
%RSD		1.412	0.000	0.000
Run	Time	182W	205Tl	208Pb
		ppb	ppb	ppb
X		0.363	0.209	2.602
%RSD		12.410	5.142	1.893
Run	Time	209Bi		
		ppb		
X		93.924%		
%RSD		0.449		

LJ9NVF 9/16/2009 00:31:01 QC Status: PASS (Initial: PASS)

User Pre -dilution: 1.000

Run	Time	6Li	9Be	10B
		ppb	ppb	ppb
X		77.017%	0.415	27.460
%RSD		0.447	8.082	3.799
Run	Time	23Na	25Mg	27Al
		ppb	ppb	ppb
X		T 34920.000	8472.000	173.800
%RSD		T 3.022	2.433	2.976
Run	Time	35Cl	43Ca	45Sc
		ppb	ppb	ppb
X		T 0.000	10730.000	66.783%
%RSD		T 0.000	0.449	0.081
Run	Time	45Sc	47Ti	51V
		ppb	ppb	ppb
X		86.378%	0.386	1.208
%RSD		2.943	62.820	12.580
Run	Time	52Cr	53Cl O	55Mn
		ppb	ppb	ppb
X		0.943	-4.679	TM 3832.000
%RSD		6.640	26.930	TM 0.110
Run	Time	56Fe	59Co	60Ni
		ppb	ppb	ppb
X		T 19670.000	M 414.900	49.300
%RSD		T 0.445	M 1.383	1.221
Run	Time	65Cu	66Zn	72Ge
		ppb	ppb	ppb
X		0.420	56.840	89.150%
%RSD		14.930	2.693	2.347
Run	Time	75As	77Ar Cl	78Se
		ppb	ppb	ppb
X		4.189	0.313	0.698
%RSD		8.354	17.330	12.140
Run	Time	88Sr	95Mo	105Pd
		ppb	ppb	ppb
X		65.250	0.189	0.000
%RSD		0.898	7.880	0.000
Run	Time	107Ag	108Mo O	111Cd
		ppb	ppb	ppb
X		0.007	-1.944	0.024
%RSD		93.780	124.200	32.660
Run	Time	115In	118Sn	121Sb
		ppb	ppb	ppb
X		90.473%	0.044	0.094
%RSD		2.037	41.790	14.050
Run	Time	137Ba	159Tb	165Ho
		ppb	ppb	ppb
X		38.440	0.000	0.000
%RSD		1.341	0.000	0.000
Run	Time	182W	205Tl	208Pb
		ppb	ppb	ppb
X		0.148	0.108	1.508
%RSD		7.769	4.100	0.391
Run	Time	209Bi		
		ppb		
X		93.522%		
%RSD		1.158		

LJ9N1 9/16/2009 00:35:50 QC Status: PASS (Initial: PASS)

User Pre -dilution: 1.000

Run	Time	6Li	9Be	10B
		ppb	ppb	ppb
X		74.268%	0.674	M650.400
%RSD		0.419	9.541	M0.665
Run	Time	23Na	25Mg	27Al
		ppb	ppb	ppb
X		T49980.000	62280.000	678.100
%RSD		T0.872	2.217	1.781
Run	Time	35Cl	43Ca	45Sc
		ppb	ppb	ppb
X		T0.000	M177800.000	64.194%
%RSD		T0.000	M0.187	0.295
Run	Time	45Sc	47Ti	51V
		ppb	ppb	ppb
X		84.775%	0.674	3.228
%RSD		1.187	38.980	23.890
Run	Time	52Cr	54Cr 16O	55Mn
		ppb	ppb	ppb
X		76.370	16.920	TM2151.000
%RSD		0.888	31.190	TM0.429
Run	Time	56Fe	59Co	60Ni
		ppb	ppb	ppb
X		T15930.000	11.290	16.920
%RSD		T1.935	1.774	2.636
Run	Time	65Cu	66Zn	72Ge
		ppb	ppb	ppb
X		10.430	69.660	85.306%
%RSD		1.570	1.145	1.795
Run	Time	75As	77Ar 35Cl	78Se
		ppb	ppb	ppb
X		5.967	0.417	2.359
%RSD		3.834	7.852	7.034
Run	Time	88Sr	95Mo	105Pd
		ppb	ppb	ppb
X		M906.200	1.836	0.000
%RSD		M1.209	10.140	0.000
Run	Time	107Ag	108Mo 16O	111Cd
		ppb	ppb	ppb
X		0.004	-7.983	0.130
%RSD		94.760	10.170	15.750
Run	Time	115In	118Sn	121Sb
		ppb	ppb	ppb
X		87.386%	0.130	0.118
%RSD		0.655	8.662	5.875
Run	Time	137Ba	159Tb	165Ho
		ppb	ppb	ppb
X		15.000	0.000	0.000
%RSD		2.053	0.000	0.000
Run	Time	182W	205Tl	208Pb
		ppb	ppb	ppb
X		0.231	0.084	0.620
%RSD		8.011	6.942	2.627
Run	Time	209Bi		
		ppb		
X		88.041%		
%RSD		0.871		

LJ9N1F 9/16/2009 00:40:29 QC Status: PASS (Initial: PASS)

User Pre -dilution: 1.000

Run	Time	6Li	9Be	10B
		ppb	ppb	ppb
X		72.282%	0.614	M 613.500
%RSD		0.142	17.640	M 1.399
Run	Time	23Na	25Mg	27Al
		ppb	ppb	ppb
X		T 40500.000	57990.000	267.200
%RSD		T 0.476	0.855	2.100
Run	Time	35Cl	43Ca	45Sc
		ppb	ppb	ppb
X		T 0.000	M 171600.000	61.938%
%RSD		T 0.000	M 1.144	0.287
Run	Time	45Sc	47Ti	51V
		ppb	ppb	ppb
X		86.929%	0.701	1.193
%RSD		2.757	55.830	4.126
Run	Time	52Cr	53Cl O	55Mn
		ppb	ppb	ppb
X		4.205	-1.904	TM 1778.000
%RSD		2.145	15.140	TM 0.460
Run	Time	56Fe	59Co	60Ni
		ppb	ppb	ppb
X		T 13650.000	10.190	15.020
%RSD		T 1.025	1.496	1.960
Run	Time	65Cu	66Zn	72Ge
		ppb	ppb	ppb
X		2.119	60.700	87.983%
%RSD		4.158	0.919	1.642
Run	Time	75As	77Ar Cl	78Se
		ppb	ppb	ppb
X		4.068	0.395	1.930
%RSD		5.637	40.200	14.090
Run	Time	88Sr	95Mo	105Pd
		ppb	ppb	ppb
X		M 867.800	0.229	0.000
%RSD		M 0.676	6.474	0.000
Run	Time	107Ag	108M o O	111Cd
		ppb	ppb	ppb
X		-0.000	-4.782	0.075
%RSD		2361.000	113.400	27.980
Run	Time	115In	118Sn	121Sb
		ppb	ppb	ppb
X		88.603%	0.071	0.067
%RSD		1.370	11.640	19.480
Run	Time	137Ba	159Tb	165Ho
		ppb	ppb	ppb
X		14.520	0.000	0.000
%RSD		0.803	0.000	0.000
Run	Time	182W	205Tl	208Pb
		ppb	ppb	ppb
X		0.064	0.058	0.592
%RSD		8.165	14.850	4.256
Run	Time	209Bi		
		ppb		
X		90.105%		
%RSD		0.816		

LJ9N2 9/16/2009 00:45:07 QC Status: PASS (Initial: PASS)

User Pre-dilution: 1.000

Run	Time	6Li	9Be	10B
		ppb	ppb	ppb
X		74.380%	0.088	M 293.800
%RSD		1.131	11.770	M 0.868

Run	Time	23Na	25Mg	27Al
		ppb	ppb	ppb
X		TM 197100.000	56050.000	55.450
%RSD		TM 0.705	0.763	1.342

Run	Time	35Cl	43Ca	45Sc
		ppb	ppb	ppb
X		T 0.000	71730.000	62.537%
%RSD		T 0.000	1.944	0.338

Run	Time	45Sc	47Ti	51V
		ppb	ppb	ppb
X		93.280%	0.356	10.640
%RSD		2.217	25.220	2.214

Run	Time	52Cr	53Cl Q	55Mn
		ppb	ppb	ppb
X		1.701	-2.601	TM 3987.000
%RSD		1.453	55.740	TM 0.869

Run	Time	56Fe	59Co	60Ni
		ppb	ppb	ppb
X		T 33670.000	0.123	0.219
%RSD		T 1.017	16.290	31.320

Run	Time	65Cu	66Zn	72Ge
		ppb	ppb	ppb
X		1.371	20.010	93.573%
%RSD		4.484	4.741	2.296

Run	Time	75As	77Ar Q	78Se
		ppb	ppb	ppb
X		2.253	0.256	1.139
%RSD		2.593	4.734	16.350

Run	Time	88Sr	95Mo	105Pd
		ppb	ppb	ppb
X		M 378.500	0.150	0.000
%RSD		M 1.054	23.530	0.000

Run	Time	107Ag	108Mo O	111Cd
		ppb	ppb	ppb
X		0.002	2.460	0.010
%RSD		76.940	121.600	170.000

Run	Time	115In	118Sn	121Sb
		ppb	ppb	ppb
X		94.367%	0.081	0.088
%RSD		1.205	30.420	10.970

Run	Time	137Ba	159Tb	165Ho
		ppb	ppb	ppb
X		133.600	0.000	0.000
%RSD		0.354	0.000	0.000

Run	Time	182W	205Tl	208Pb
		ppb	ppb	ppb
X		0.076	0.045	0.121
%RSD		8.381	10.360	2.750

Run	Time	209Bi
		ppb
X		91.754%
%RSD		0.932

LJ9N2F 9/16/2009 00:50:00 QC Status: PASS (Initial: PASS)

User Pre-dilution: 1.000

Run	Time	6Li	9Be	10B
		ppb	ppb	ppb
X		76.382%	0.071	M 298.300
%RSD		0.842	63.810	M 0.998
Run	Time	23Na	25Mg	27Al
		ppb	ppb	ppb
X		TM 199700.000	56480.000	48.920
%RSD		TM 1.338	2.019	5.332
Run	Time	35Cl	43Ca	45Sc
		ppb	ppb	ppb
X		T 0.000	75560.000	65.124%
%RSD		T 0.000	1.403	1.072
Run	Time	45Sc	47Ti	51V
		ppb	ppb	ppb
X		92.599%	0.667	10.780
%RSD		2.823	53.980	2.184
Run	Time	52Cr	53Cr O	55Mn
		ppb	ppb	ppb
X		1.683	-2.976	TM 4118.000
%RSD		3.061	19.040	TM 0.480
Run	Time	56Fe	59Co	60Ni
		ppb	ppb	ppb
X		T 32760.000	0.110	0.302
%RSD		T 0.497	16.210	11.850
Run	Time	65Cu	66Zn	72Ge
		ppb	ppb	ppb
X		0.192	8.700	91.858%
%RSD		24.880	1.874	2.391
Run	Time	75As	77Ar Cl	78Se
		ppb	ppb	ppb
X		1.989	0.168	1.079
%RSD		5.024	20.230	29.510
Run	Time	88Sr	95Mo	105Pd
		ppb	ppb	ppb
X		M 396.600	0.091	0.000
%RSD		M 0.562	13.530	0.000
Run	Time	107Ag	103Rh O	111Cd
		ppb	ppb	ppb
X		-0.001	-4.434	0.000
%RSD		216.600	7.491	2042.000
Run	Time	115In	118Sn	121Sb
		ppb	ppb	ppb
X		93.738%	0.077	0.085
%RSD		2.116	53.130	9.638
Run	Time	137Ba	159Tb	165Ho
		ppb	ppb	ppb
X		138.600	0.000	0.000
%RSD		1.155	0.000	0.000
Run	Time	182W	205Tl	208Pb
		ppb	ppb	ppb
X		0.053	0.032	0.033
%RSD		10.510	17.560	4.959
Run	Time	209Bi		
		ppb		
X		90.598%		
%RSD		0.636		

North Canton

LJ9N4 9/16/2009 00:54:57 QC Status: PASS (Initial: FAIL)

User Pre -dilution: 1.000

Run	Time	6Li	9Be	10B
		ppb	ppb	ppb
X		72.758%	5.132	M 203.100
%RSD		2.000	1.040	M 4.843
Run	Time	23Na	25Mg	27Al
		ppb	ppb	ppb
X		T 96090.000	46600.000	M 10110.000
%RSD		T 1.800	1.408	M 1.383
Run	Time	35Cl	43Ca	45Sc
		ppb	ppb	ppb
X		T 0.000	64700.000	68.096%
%RSD		T 0.000	1.574	0.374
Run	Time	45Sc	47Ti	51V
		ppb	ppb	ppb
X		92.556%	43.660	17.060
%RSD		2.913	34.880	2.017
Run	Time	52Cr	53Cl O	55Mn
		ppb	ppb	ppb
X		35.600	2.912	TM 6232.000
%RSD		1.784	113.100	TM 0.386
Run	Time	56Fe	59Co	60Ni
		ppb	ppb	ppb
X		T 10480.000	157.900	111.200
%RSD		T 4.728	1.050	0.538
Run	Time	65Cu	66Zn	72Ge
		ppb	ppb	ppb
X		46.360	M 315.800	90.790%
%RSD		0.247	M 0.514	1.933
Run	Time	75As	77Ar Cl	78Se
		ppb	ppb	ppb
X		14.230	2.858	23.200
%RSD		3.375	5.737	1.335
Run	Time	88Sr	95Mo	105Pd
		ppb	ppb	ppb
X		M 393.100	1.420	0.000
%RSD		M 1.360	6.512	0.000
Run	Time	107Ag	108Mo O	111Cd
		ppb	ppb	ppb
X		0.078	30.100	126.900
%RSD		3.457	110.600	0.819
Run	Time	115In	118Sn	121Sb
		ppb	ppb	ppb
X		88.581%	0.419	0.355
%RSD		1.420	5.099	13.160
Run	Time	137Ba	159Tb	165Ho
		ppb	ppb	ppb
X		16.770	0.000	0.000
%RSD		1.516	0.000	0.000
Run	Time	182W	205Tl	208Pb
		ppb	ppb	ppb
X		0.638	0.264	6.702
%RSD		3.380	4.078	1.355
Run	Time	209Bi		
		ppb		
X		89.761%		
%RSD		0.596		

North Canton

LJ9N4F 9/16/2009 00:59:59 QC Status: PASS (Initial: FAIL)

User Pre-dilution: 1.000

Run	Time	6Li	9Be	10B
		ppb	ppb	ppb
X		72.221%	4.853	187.300
%RSD		0.366	6.453	0.351
Run	Time	23Na	25Mg	27Al
		ppb	ppb	ppb
X		TM 107300.000	49410.000	M 8982.000
%RSD		TM 1.792	3.236	M 1.915
Run	Time	35Cl	43Ca	45Sc
		ppb	ppb	ppb
X		T 0.000	68710.000	63.777%
%RSD		T 0.000	1.177	0.358
Run	Time	45Sc	47Ti	51V
		ppb	ppb	ppb
X		90.727%	3.259	6.748
%RSD		0.317	27.450	6.532
Run	Time	52Cr	53Cl,O	55Mn
		ppb	ppb	ppb
X		7.258	-2.958	TM 6516.000
%RSD		1.189	76.100	TM 0.571
Run	Time	56Fe	59Co	60Ni
		ppb	ppb	ppb
X		9097.000	169.100	116.300
%RSD		1.574	0.361	0.358
Run	Time	65Cu	66Zn	72Ge
		ppb	ppb	ppb
X		32.550	M 316.100	89.998%
%RSD		1.881	M 1.401	1.676
Run	Time	75As	77Ar,Cl	78Se
		ppb	ppb	ppb
X		13.350	2.890	22.780
%RSD		2.093	10.780	6.815
Run	Time	88Sr	95Mo	105Pd
		ppb	ppb	ppb
X		M 415.500	0.268	0.000
%RSD		M 1.082	23.280	0.000
Run	Time	107Ag	108Mo,O	111Cd
		ppb	ppb	ppb
X		0.015	-3.251	136.300
%RSD		18.530	445.100	0.600
Run	Time	115In	118Sn	121Sb
		ppb	ppb	ppb
X		87.408%	0.206	0.094
%RSD		2.051	5.825	9.474
Run	Time	137Ba	159Tb	165Ho
		ppb	ppb	ppb
X		12.200	0.000	0.000
%RSD		1.450	0.000	0.000
Run	Time	182W	205Tl	208Pb
		ppb	ppb	ppb
X		0.223	0.262	4.583
%RSD		13.130	0.982	1.073
Run	Time	209Bi		
		ppb		
X		89.342%		
%RSD		0.500		

LJ9N6 9/16/2009 01:15:28 QC Status: PASS (Initial: PASS)

User Pre-dilution: 1.000

Run	Time	6Li	9Be	10B
		ppb	ppb	ppb
X		75.541%	5.097	105.500
%RSD		0.874	3.180	1.597
Run	Time	23Na	25Mg	27Al
		ppb	ppb	ppb
X		T 48140.000	20750.000	M 1514.000
%RSD		T 0.301	1.099	M 1.039
Run	Time	35Cl	43Ca	45Sc
		ppb	ppb	ppb
X		T 0.000	31010.000	63.895%
%RSD		T 0.000	1.315	0.186
Run	Time	45Sc	47Ti	51V
		ppb	ppb	ppb
X		85.276%	0.446	-0.276
%RSD		2.253	35.360	101.900
Run	Time	52Cr	53Cl+O	55Mn
		ppb	ppb	ppb
X		33.070	5.536	TM 3694.000
%RSD		1.848	33.990	TM 0.566
Run	Time	56Fe	59Co	60Ni
		ppb	ppb	ppb
X		340.200	164.400	83.910
%RSD		0.222	1.358	1.179
Run	Time	65Cu	66Zn	72Ge
		ppb	ppb	ppb
X		55.730	M 256.100	87.796%
%RSD		1.402	M 1.954	2.220
Run	Time	75As	77Ar Cl	78Se
		ppb	ppb	ppb
X		2.047	0.505	4.692
%RSD		7.985	45.390	9.681
Run	Time	88Sr	95Mo	105Pd
		ppb	ppb	ppb
X		176.600	0.849	0.000
%RSD		0.726	8.638	0.000
Run	Time	107Ag	108Mo O	111Cd
		ppb	ppb	ppb
X		0.003	84.610	190.800
%RSD		32.180	16.900	0.872
Run	Time	115In	118Sn	121Sb
		ppb	ppb	ppb
X		88.598%	0.092	0.063
%RSD		0.479	33.290	11.480
Run	Time	137Ba	159Tb	165Ho
		ppb	ppb	ppb
X		43.530	0.000	0.000
%RSD		0.666	0.000	0.000
Run	Time	182W	205Tl	208Pb
		ppb	ppb	ppb
X		0.115	0.362	2.546
%RSD		9.185	2.614	0.772
Run	Time	209Bi		
		ppb		
X		91.805%		
%RSD		0.668		

North Canton

LJ9N6F 9/16/2009 01:20:09 QC Status: PASS (Initial: PASS)

User Pre-dilution: 1.000

Run	Time	6Li	9Be	10B
		ppb	ppb	ppb
X		75.526%	4.723	110.300
%RSD		0.198	4.493	4.350
Run	Time	23Na	25Mg	27Al
		ppb	ppb	ppb
X		T 48330.000	20770.000	M 1534.000
%RSD		T 0.360	0.749	M 0.585
Run	Time	35Cl	43Ca	45Sc
		ppb	ppb	ppb
X		T 0.000	31260.000	63.464%
%RSD		T 0.000	0.552	0.480
Run	Time	45Sc	47Ti	51V
		ppb	ppb	ppb
X		84.099%	0.343	0.722
%RSD		1.436	100.600	26.900
Run	Time	52Cr	53CrO	55Mn
		ppb	ppb	ppb
X		4.173	-1.365	TM 3656.000
%RSD		2.521	28.690	TM 0.623
Run	Time	56Fe	59Co	60Ni
		ppb	ppb	ppb
X		231.800	160.600	82.960
%RSD		0.772	0.176	0.726
Run	Time	65Cu	66Zn	72Ge
		ppb	ppb	ppb
X		54.570	M 248.600	86.500%
%RSD		0.687	M 1.505	2.221
Run	Time	75As	77ArCl	78Se
		ppb	ppb	ppb
X		2.057	0.725	4.681
%RSD		6.968	9.073	7.296
Run	Time	88Sr	95Mo	105Pd
		ppb	ppb	ppb
X		178.000	0.091	0.000
%RSD		1.551	20.200	0.000
Run	Time	107Ag	108MoO	111Cd
		ppb	ppb	ppb
X		-0.003	112.700	185.700
%RSD		64.780	57.360	0.098
Run	Time	115In	118Sn	121Sb
		ppb	ppb	ppb
X		87.367%	0.117	0.050
%RSD		1.441	11.640	7.680
Run	Time	137Ba	159Tb	165Ho
		ppb	ppb	ppb
X		43.230	0.000	0.000
%RSD		1.318	0.000	0.000
Run	Time	182W	205Tl	208Pb
		ppb	ppb	ppb
X		0.069	0.354	2.684
%RSD		16.410	0.437	0.563
Run	Time	209Bi		
		ppb		
X		91.556%		
%RSD		0.306		

LJ7JC/5 9/16/2009 09:51:12 QC Status: PASS (Initial: PASS)

User Pre-dilution: 1.000

Run	Time	6Li	9Be	10B
		ppb	ppb	ppb
X		89.808%	1.788	5.679
%RSD		0.399	3.947	15.010
Run	Time	23Na	25Mg	27Al
		ppb	ppb	ppb
X		T 44040.000	15210.000	M 12160.000
%RSD		T 0.755	2.032	M 0.526
Run	Time	35Cl	39K	43Ca
		ppb	ppb	ppb
X		T 0.000	863.800	10980.000
%RSD		T 0.000	1.537	0.977
Run	Time	45Sc	45Sc	47Ti
		ppb	ppb	ppb
X		82.826%	98.890%	0.234
%RSD		0.858	1.583	1.947
Run	Time	51V	52Cr	53Cl O
		ppb	ppb	ppb
X		23.180	5.140	-0.871
%RSD		2.248	2.519	124.600
Run	Time	55Mn	56Fe	59Co
		ppb	ppb	ppb
X		TM 1432.000	T 47650.000	144.900
%RSD		TM 0.429	T 0.667	1.071
Run	Time	60Ni	65Cu	66Zn
		ppb	ppb	ppb
X		M 198.200	34.410	M 630.700
%RSD		M 1.518	1.456	M 0.488
Run	Time	72Ge	75As	77Ar Cl
		ppb	ppb	ppb
X		98.565%	15.910	3.043
%RSD		2.241	2.712	8.546
Run	Time	78Se	88Sr	95Mo
		ppb	ppb	ppb
X		29.880	70.580	0.023
%RSD		0.877	0.542	55.910
Run	Time	105Pd	107Ag	108Mo O
		ppb	ppb	ppb
X		0.000	0.007	-88.900
%RSD		0.000	30.820	3.635
Run	Time	111Cd	115In	118Sn
		ppb	ppb	ppb
X		0.894	96.154%	0.066
%RSD		2.405	1.903	25.280
Run	Time	121Sb	137Ba	159Tb
		ppb	ppb	ppb
X		0.038	7.407	0.000
%RSD		17.210	3.250	0.000
Run	Time	165Ho	182W	205Tl
		ppb	ppb	ppb
X		0.000	0.118	0.124
%RSD		0.000	4.982	5.904
Run	Time	208Pb	209Bi	
		ppb	ppb	
X		0.136	96.705%	
%RSD		2.227	0.886	

LJ7JCF/5 9/16/2009 09:55:24 QC Status: PASS (Initial: PASS)

User Pre -dilution: 1.000

Run	Time	6Li	9Be	10B
		ppb	ppb	ppb
X		90.160%	1.729	6.963
%RSD		0.144	2.245	3.571
Run	Time	23Na	25Mg	27Al
		ppb	ppb	ppb
X		T 42130.000	14430.000	M 11340.000
%RSD		T 2.140	3.049	M 1.014
Run	Time	35Cl	39K	43Ca
		ppb	ppb	ppb
X		T 0.000	829.500	10280.000
%RSD		T 0.000	0.341	0.763
Run	Time	45Sc	45Sc	47Ti
		ppb	ppb	ppb
X		83.914%	100.867%	0.229
%RSD		0.701	1.595	1.994
Run	Time	51V	52Cr	53Cl O
		ppb	ppb	ppb
X		28.290	4.978	-0.857
%RSD		0.648	0.338	122.500
Run	Time	55Mn	56Fe	59Co
		ppb	ppb	ppb
X		TM 1353.000	T 44480.000	138.400
%RSD		TM 0.703	T 0.281	0.757
Run	Time	60Ni	65Cu	66Zn
		ppb	ppb	ppb
X		188.300	31.340	M 572.800
%RSD		1.357	1.674	M 1.741
Run	Time	72Ge	75As	77Ar Cl
		ppb	ppb	ppb
X		100.219%	15.460	2.825
%RSD		2.300	1.329	4.144
Run	Time	78Se	88Sr	95Mo
		ppb	ppb	ppb
X		27.810	67.520	0.022
%RSD		2.640	0.799	31.580
Run	Time	105Pd	107Ag	108Mo O
		ppb	ppb	ppb
X		0.000	0.006	-80.110
%RSD		0.000	23.730	5.725
Run	Time	111Cd	115In	118Sn
		ppb	ppb	ppb
X		0.710	97.911%	0.070
%RSD		8.583	1.498	7.421
Run	Time	121Sb	137Ba	159Tb
		ppb	ppb	ppb
X		0.030	6.229	0.000
%RSD		2.821	2.246	0.000
Run	Time	165Ho	182W	205Tl
		ppb	ppb	ppb
X		0.000	0.113	0.108
%RSD		0.000	6.651	4.090
Run	Time	208Pb	209Bi	
		ppb	ppb	
X		0.128	98.653%	
%RSD		2.876	0.748	

TestAmerica North Canton

Metals Data Reporting Form

Instrument Detection Limits

Instrument: CVAA-H1 **Units:** ppb

Element	Wavelength	Reporting Limit	IDL	Date of IDL
Mercury	253.700	0.2	0.10	01/13/09

TestAmerica North Canton

Metals Data Reporting Form

Instrument Detection Limits

Instrument: CVAA-H4 **Units:** ppb

Element	Wavelength	Reporting Limit	IDL	Date of IDL
Mercury	253.700	0.2	0.10	11/17/08

TestAmerica North Canton

Metals Data Reporting Form

Instrument Detection Limits

Instrument: ICPMS **Units:** ppb

Element	Mass	Reporting Limit	IDL	Date of IDL
Antimony	121	2.0	0.043	09/11/09
Arsenic	75	5.0	0.12	09/11/09
Barium	137	1.0	0.033	09/11/09
Beryllium	9	1.0	0.025	09/11/09
Cadmium	111	1.0	0.014	09/11/09
Chromium	52	2.0	0.042	09/11/09
Cobalt	59	1.0	0.015	09/11/09
Copper	65	2.0	0.079	09/11/09
Iron	56	50.0	4.7	09/11/09
Lead	208	1.0	0.028	09/11/09
Manganese	55	1.0	0.034	09/11/09
Molybdenum	95	2.0	0.23	09/11/09
Nickel	60	2.0	0.048	09/11/09
Selenium	78	5.0	0.14	09/11/09
Silver	107	1.0	0.020	09/11/09
Thallium	205	1.0	0.072	09/11/09
Vanadium	51	20.0	0.29	09/11/09
Zinc	66	20.0	0.60	09/11/09

TestAmerica North Canton

Metals Data Reporting Form

Linear Dynamic Ranges

Instrument: ICPMS **Units:** ppb

Element	Wavelength /Mass	Linear Range	Date of Linear Range
Antimony	121.00	1000	09/29/08
Arsenic	75.00	10000	09/29/08
Barium	137.00	10000	09/29/08
Beryllium	9.00	10000	09/29/08
Cadmium	111.00	10000	09/29/08
Chromium	52.00	10000	09/29/08
Cobalt	59.00	10000	09/29/08
Copper	65.00	10000	09/29/08
Iron	56.00	500000	09/29/08
Lead	208.00	10000	09/29/08
Manganese	55.00	10000	09/29/08
Molybdenum	95.00	10000	09/29/08
Nickel	60.00	10000	09/29/08
Selenium	78.00	10000	09/29/08
Silver	107.00	10000	09/29/08
Thallium	205.00	10000	09/29/08
Vanadium	51.00	10000	09/29/08
Zinc	66.00	10000	09/29/08

TestAmerica Pittsburgh

Metals Data Reporting Form

Initial Calibration Verification Standar

Instrument: ICPST **Units:** ug/L

Chart Number: T90910A.ARC **Acceptable Range:** 90% - 110%

Standard Source: Inorganic Ventures **Standard ID:** MET3936-09

Element	WL/ Mass	True Conc	ICV1-1 9/10/2009 9:54 AM Found	% Rec	Found	% Rec	Found	% Rec	Found	% Rec	Found	% Rec
Calcium	317.933	25000.0	25688.79	**102.8**								
Magnesium	279.078	25000.0	25110.57	**100.4**								
Potassium	766.491	50000.0	49707.45	**99.4**								
Sodium	330.232	50000.0	50709.80	**101.4**								

TestAmerica Pittsburgh

Metals Data Reporting Form

Initial Calibration Verification Standar

Instrument: ICPST **Units:** ug/L

Chart Number: T90910A.ARC **Acceptable Range:** 90% - 110%

Standard Source: Inorganic Ventures **Standard ID:** MET3936-09

Element	WL/ Mass	True Conc	ICV1-1 9/10/2009 9:54 AM Found	% Rec	Found	% Rec	Found	% Rec	Found	% Rec	Found	% Rec
Silica	288.158	2140.0	2130.24	99.5								

TestAmerica Pittsburgh

Metals Data Reporting Form

Continuing Calibration Verification

Instrument: ICPST **Units:** ug/L

Chart Number: T90910A.ARC **Acceptable Range:** 90% - 110%

Standard Source: Inorganic Ventures **Standard ID:** MET4652-09

Element	WL/ Mass	True Conc	CCV1-1 9/10/2009 10:23 AM		CCV1-2 9/10/2009 11:29 AM		CCV1-3 9/10/2009 12:35 PM		CCV1-4 9/10/2009 1:42 PM		CCV1-5 9/10/2009 2:52 PM	
			Found	% Rec	Found	% Rec	Found	% Rec	Found	% Rec	Found	% Rec
Calcium	317.933	50000.0	50741.61	**101.5**	50653.59	**101.3**	50228.71	**100.5**	51053.92	**102.1**	51711.33	**103.4**
Magnesium	279.078	50000.0	50432.29	**100.9**	50733.57	**101.5**	50624.56	**101.2**	51564.58	**103.1**	52436.30	**104.9**
Potassium	766.491	125000.0	124755.59	**99.8**	123790.29	**99.0**	123413.40	**98.7**	123010.12	**98.4**	122504.97	**98.0**
Sodium	330.232	125000.0	126563.95	**101.3**	127405.73	**101.9**	127509.91	**102.0**	127088.18	**101.7**	126703.92	**101.4**

TestAmerica Pittsburgh

Metals Data Reporting Form

Continuing Calibration Verification

Instrument: ICPST **Units:** ug/L

Chart Number: T90910A.ARC **Acceptable Range:** 90% - 110%

Standard Source: Inorganic Ventures **Standard ID:** MET4652-09

Element	WL/ Mass	True Conc	CCV1-6 9/10/2009 3:57 PM Found	% Rec	CCV1-7 9/10/2009 5:03 PM Found	% Rec	CCV1-8 9/10/2009 5:58 PM Found	% Rec	CCV1-9 9/10/2009 7:04 PM Found	% Rec	CCV1-10 9/10/2009 7:52 PM Found	% Rec
Calcium	317.933	50000.0	50198.17	**100.4**	48940.78	**97.9**	48585.65	**97.2**	49723.07	**99.4**	49585.53	**99.2**
Magnesium	279.078	50000.0	51291.38	**102.6**	50129.25	**100.3**	49962.41	**99.9**	51002.99	**102.0**	50856.71	**101.7**
Potassium	766.491	125000.0	128656.63	**102.9**	126272.31	**101.0**	128634.84	**102.9**	124508.71	**99.6**	123545.41	**98.8**
Sodium	330.232	125000.0	137038.69	**109.6**	133778.64	**107.0**	135443.19	**108.4**	126458.21	**101.2**	125626.54	**100.5**

TestAmerica Pittsburgh

Metals Data Reporting Form

Continuing Calibration Verification

Instrument: ICPST **Units:** ug/L

Chart Number: T90910A.ARC **Acceptable Range:** 90% - 110%

Standard Source: Inorganic Ventures **Standard ID:** MET4652-09

Element	WL/ Mass	True Conc	CCV1-11 9/10/2009 9:02 PM Found	% Rec	Found	% Rec	Found	% Rec	Found	% Rec	Found	% Rec
Calcium	317.933	50000.0	49627.67	**99.3**								
Magnesium	279.078	50000.0	51013.35	**102.0**								
Potassium	766.491	125000.0	123646.90	**98.9**								
Sodium	330.232	125000.0	125569.06	**100.5**								

TestAmerica Pittsburgh

Metals Data Reporting Form

Continuing Calibration Verification

Instrument: ICPST **Units:** ug/L

Chart Number: T90910A.ARC **Acceptable Range:** 90% - 110%

Standard Source: Inorganic Ventures **Standard ID:** MET4652-09

Element	WL/ Mass	True Conc	CCV1-1 9/10/2009 10:23 AM		CCV1-2 9/10/2009 11:29 AM		CCV1-3 9/10/2009 12:35 PM		CCV1-4 9/10/2009 1:42 PM		CCV1-5 9/10/2009 2:52 PM	
			Found	% Rec	Found	% Rec	Found	% Rec	Found	% Rec	Found	% Rec
Silica	288.158	4280.0	4367.68	**102.0**	4337.95	**101.4**	4363.42	**101.9**	4313.19	**100.8**	4330.29	**101.2**

TestAmerica Pittsburgh

Metals Data Reporting Form

Continuing Calibration Verification

Instrument: ICPST **Units:** ug/L

Chart Number: T90910A.ARC **Acceptable Range:** 90% - 110%

Standard Source: Inorganic Ventures **Standard ID:** MET4652-09

Element	WL/ Mass	True Conc	CCV1-6 9/10/2009 3:57 PM		CCV1-7 9/10/2009 5:03 PM		CCV1-8 9/10/2009 5:58 PM		CCV1-9 9/10/2009 7:04 PM		CCV1-10 9/10/2009 7:52 PM	
			Found	% Rec	Found	% Rec	Found	% Rec	Found	% Rec	Found	% Rec
Silica	288.158	4280.0	4448.38	**103.9**	4341.35	**101.4**	4518.10	**105.6**	4274.41	**99.9**	4319.27	**100.9**

TestAmerica Pittsburgh

Metals Data Reporting Form

Continuing Calibration Verification

Instrument: ICPST **Units:** ug/L

Chart Number: T90910A.ARC **Acceptable Range:** 90% - 110%

Standard Source: Inorganic Ventures **Standard ID:** MET4652-09

Element	WL/ Mass	True Conc	CCV1-11 9/10/2009 9:02 PM Found	% Rec	Found	% Rec	Found	% Rec	Found	% Rec	Found	% Rec
Silica	288.158	4280.0	4329.39	**101.2**								

TestAmerica Pittsburgh

Metals Data Reporting Form

Contract Required Detection Limit Standard

Instrument: ICPST **Units:** ug/L

Chart Number: T90910A.ARC **Acceptable Range:** 50% - 150%

Standard Source: Inorganic Ventures **Standard ID:** MET4106-09

Element	WL/ Mass	True Conc	CRA/RLV 9/10/2009 10:07 AM Found	% Rec	Found	% Rec	Found	% Rec	Found	% Rec	Found	% Rec
Calcium	317.933	5000.0	5096.51	**101.9**								
Magnesium	279.078	5000.0	5042.34	**100.8**								
Potassium	766.491	5000.0	4579.76	**91.6**								
Sodium	330.232	5000.0	5309.96	**106.2**								

TestAmerica Pittsburgh

Metals Data Reporting Form

Contract Required Detection Limit Standard

Instrument: ICPST **Units:** ug/L

Chart Number: T90910A.ARC **Acceptable Range:** 50% - 150%

Standard Source: Inorganic Ventures **Standard ID:** MET4106-09

Element	WL/ Mass	True Conc	CRA/RLV 9/10/2009 10:07 AM Found	% Rec	Found	% Rec	Found	% Rec	Found	% Rec	Found	% Rec
Silica	288.158	1070.0	1105.80	**103.3**								

5.22.0

Form 2B Equivalent

TestAmerica Pittsburgh

Metals Data Reporting Form

Initial Calibration Blank Results

Instrument: ICPST **Units:** ug/L

Chart Number: T90910A.ARC

Standard Source: _____ **Standard ID:** _____

Element	WL/ Mass	Report Limit	ICB1 9/10/2009 10:01 AM Found	Q	Found	Q	Found	Q	Found	Q	Found	Q
Calcium	317.933	5000	**12.1**	**B**								
Magnesium	279.078	5000	20.7	U								
Potassium	766.491	5000	213.0	U								
Sodium	330.232	5000	**-390.0**	**B**								

U Result is less than the IDL

B Result is between IDL and RL

Form 3 Equivalent

TestAmerica Pittsburgh

Metals Data Reporting Form

Initial Calibration Blank Results

Instrument: ICPST **Units:** ug/L

Chart Number: T90910A.ARC

Standard Source: _____ **Standard ID:** _____

Element	WL/ Mass	Report Limit	ICB1 9/10/2009 10:01 AM Found	Q	Found	Q	Found	Q	Found	Q	Found	Q
Silica	288.158	1070	13.4	U								

5.22.0

U Result is less than the MDL

B Result is between MDL and RL

Form 3 Equivalent

TestAmerica Pittsburgh

Metals Data Reporting Form

Continuing Calibration Blank Result

Instrument: ICPST **Units:** ug/L

Chart Number: T90910A.ARC

Standard Source: _____ **Standard ID:** _____

Element	WL/ Mass	Report Limit	CCB1 9/10/2009 10:29 AM Found	Q	CCB2 9/10/2009 11:34 AM Found	Q	CCB3 9/10/2009 12:40 PM Found	Q	CCB4 9/10/2009 1:47 PM Found	Q	CCB5 9/10/2009 2:57 PM Found	Q
Calcium	317.933	5000	9.7	U	9.7	U	9.7	U	9.7	U	9.7	U
Magnesium	279.078	5000	20.7	U	20.7	U	20.7	U	20.7	U	20.7	U
Potassium	766.491	5000	213.0	U	213.0	U	213.0	U	213.0	U	**227.0**	**B**
Sodium	330.232	5000	**-570.0**	**B**	**-560.0**	**B**	**-500.0**	**B**	**-420.0**	**B**	**-430.0**	**B**

5.22.0

U Result is less than the IDL

B Result is between IDL and RL

Form 3 Equivalent

TestAmerica Pittsburgh

Metals Data Reporting Form

Continuing Calibration Blank Result

Instrument: ICPST **Units:** ug/L

Chart Number: T90910A.ARC

Standard Source: _____ **Standard ID:** _____

Element	WL/ Mass	Report Limit	CCB6 9/10/2009 4:03 PM Found	Q	CCB7 9/10/2009 5:09 PM Found	Q	CCB8 9/10/2009 6:03 PM Found	Q	CCB9 9/10/2009 7:09 PM Found	Q	CCB10 9/10/2009 7:58 PM Found	Q
Calcium	317.933	5000	9.7	U	9.7	U	9.7	U	9.7	U	9.7	U
Magnesium	279.078	5000	20.7	U	20.7	U	20.7	U	20.7	U	20.7	U
Potassium	766.491	5000	213.0	U	213.0	U	213.0	U	213.0	U	213.0	U
Sodium	330.232	5000	**732.0**	**B**	215.0	U	**338.0**	**B**	**-250.0**	**B**	**-300.0**	**B**

5.22.0

U Result is less than the IDL
B Result is between IDL and RL

Form 3 Equivalent

TestAmerica Pittsburgh

Metals Data Reporting Form

Continuing Calibration Blank Result

Instrument: ICPST **Units:** ug/L

Chart Number: T90910A.ARC

Standard Source: _____ **Standard ID:** _____

Element	WL/ Mass	Report Limit	CCB11 9/10/2009 9:08 PM Found	Q	Found	Q	Found	Q	Found	Q	Found	Q
Calcium	317.933	5000	9.7	U								
Magnesium	279.078	5000	20.7	U								
Potassium	766.491	5000	213.0	U								
Sodium	330.232	5000	-330.0	B								

U Result is less than the IDL

B Result is between IDL and RL

Form 3 Equivalent

TestAmerica Pittsburgh

Metals Data Reporting Form

Continuing Calibration Blank Result

Instrument: ICPST **Units:** ug/L

Chart Number: T90910A.ARC

Standard Source: _____ **Standard ID:** _____

Element	WL/ Mass	Report Limit	CCB1 9/10/2009 10:29 AM Found	Q	CCB2 9/10/2009 11:34 AM Found	Q	CCB3 9/10/2009 12:40 PM Found	Q	CCB4 9/10/2009 1:47 PM Found	Q	CCB5 9/10/2009 2:57 PM Found	Q
Silica	288.158	1070	53.3	B	81.1	B	34.9	B	44.8	B	22.3	B

5.22.0

U Result is less than the MDL
B Result is between MDL and RL

Form 3 Equivalent

TestAmerica Pittsburgh

Metals Data Reporting Form

Continuing Calibration Blank Result

Instrument: ICPST **Units:** ug/L

Chart Number: T90910A.ARC

Standard Source: _____ **Standard ID:** _____

Element	WL/ Mass	Report Limit	CCB6 9/10/2009 4:03 PM Found	Q	CCB7 9/10/2009 5:09 PM Found	Q	CCB8 9/10/2009 6:03 PM Found	Q	CCB9 9/10/2009 7:09 PM Found	Q	CCB10 9/10/2009 7:58 PM Found	Q
Silica	288.158	1070	**111.0**	**B**	**24.1**	**B**	**74.1**	**B**	13.4	U	13.4	U

5.22.0

U Result is less than the MDL

B Result is between MDL and RL

Form 3 Equivalent

TestAmerica Pittsburgh

Metals Data Reporting Form

Continuing Calibration Blank Result

Instrument: ICPST **Units:** ug/L

Chart Number: T90910A.ARC

Standard Source: _____ **Standard ID:** _____

Element	WL/ Mass	Report Limit	CCB11 9/10/2009 9:08 PM Found	Q	Found	Q	Found	Q	Found	Q	Found	Q
Silica	288.158	1070	13.4	U								

TestAmerica Pittsburgh

Metals Data Reporting Form

Interference Check Standard A

Instrument: ICPST **Units:** ug/L

Chart Number: T90910A.ARC **Acceptable Range:** 80% - 120%

Standard Source: Inorganic Ventures **Standard ID:** MET4105-09

Element	WL/ Mass	Reporting Limit	True Conc	ICSA 9/10/2009 10:12 AM Found	Found	Found	Found	Found
Calcium	317.933		500000	486000				
Magnesium	279.078		500000	516000				
Potassium	766.491	5000		174				
Sodium	330.232	5000		-670				

U Result is less than the IDL

B Result is between IDL and RL

Form 4 Equivalent

TestAmerica Pittsburgh

Metals Data Reporting Form

Interference Check Standard A

Instrument: ICPST **Units:** ug/L

Chart Number: T90910A.ARC **Acceptable Range:** 0% - 0%

Standard Source: Inorganic Ventures **Standard ID:** MET4105-09

Element	WL/ Mass	Reporting Limit	True Conc	ICSA 9/10/2009 10:12 AM Found	Found	Found	Found	Found
Silica	288.158	1070		9				

5.22.0

U Result is less than the MDL

B Result is between MDL and RL

Form 4 Equivalent

TestAmerica Pittsburgh

Metals Data Reporting Form

Interference Check Standard AB

Instrument: ICPST **Units:** ug/L

Chart Number: T90910A.ARC **Acceptable Range:** 80% - 120%

Standard Source: Inorganic Ventures **Standard ID:** MET3650-09

Element	WL/ Mass	True Conc	ICSAB 9/10/2009 10:18 AM Found	% Rec	Found	% Rec	Found	% Rec	Found	% Rec	Found	% Rec
Calcium	317.933	500000	494214.7	**98.8**								
Magnesium	279.078	500000	523768.7	**104.8**								
Potassium	766.491	10000	10850.0	**108.5**								
Sodium	330.232	10000	11268.9	**112.7**								

TestAmerica Pittsburgh

Metals Data Reporting Form

Interference Check Standard AB

Instrument: ICPST **Units:** ug/L

Chart Number: T90910A.ARC **Acceptable Range:** 80% - 120%

Standard Source: Inorganic Ventures **Standard ID:** MET3650-09

Element	WL/ Mass	True Conc	ICSAB 9/10/2009 10:18 AM Found	% Rec	Found	% Rec	Found	% Rec	Found	% Rec	Found	% Rec
Silica	288.158	2140	2227.2	**104.1**								

5.22.0

U Result is less than the MDL
B Result is between MDL and RL
N Spike recovery failed

Form 4 Equivalent

TestAmerica Pittsburgh

Metals Data Reporting Form

Serial Dilution RPD Report

Serial Dilution Sample ID: LJ7J3P

Original Sample ID: LJ7J3 **Client ID:** MSA-MW18S-090109P

Matrix: Water **Units:** ug/L **Prep Date:** 9/4/2009 **Prep Batch:** 9247480

Weight: NA **Volume:** 50 **Percent Moisture:** NA

Element	WL/ Mass	OS Conc	Q	Serial Dilution Conc	Q	Percent Diff	OS DF	Ser Dil DF	Instr	OS Anal Date	OS Anal Time	Ser Dil Anal Date	Ser Dil Anal Time
Calcium	317.933	186000		185000		0.4	1	5	ICPST	9/10/2009	13:25	9/10/2009	13:31
Magnesium	279.078	202000		194000		4.3	1	5	ICPST	9/10/2009	13:25	9/10/2009	13:31
Potassium	766.491	42500		34000	E	20.0	1	5	ICPST	9/10/2009	13:25	9/10/2009	13:31
Sodium	330.232	560000		550000		1.8	2	10	ICPST	9/10/2009	19:19	9/10/2009	19:24

Comments:

5.22.0

E Serial dilution percent difference not within limits
U Result is less than the IDL
B Result is between IDL and RL

Form 9 Equivalent

TestAmerica Pittsburgh

Metals Data Reporting Form

Serial Dilution RPD Report

Serial Dilution Sample ID: LJ7J3P

Original Sample ID: LJ7J3 **Client ID:** MSA-MW18S-090109P

Matrix: Water **Units:** ug/L **Prep Date:** 9/4/2009 **Prep Batch:** 9247480

Weight: NA **Volume:** 50 **Percent Moisture:** NA

Element	WL/ Mass	OS Conc	Q	Serial Dilution Conc	Q	Percent Diff	OS DF	Ser Dil DF	Instr	OS Anal Date	OS Anal Time	Ser Dil Anal Date	Ser Dil Anal Time
Silica	288.158	30200		29200		3.3	1	5	ICPST	9/10/2009	13:25	9/10/2009	13:31

Comments:

5.22.0

U Result is less than the MDL
B Result is between MDL and RL
E Serial dilution percent difference not within limits

Form 9 Equivalent

TestAmerica Pittsburgh

Metals Data Reporting Form

Instrument Detection Limits

Instrument: ICPST **Units:** ppb

Element	Wavelength	Reporting Limit	MDL	Date of MDL
Calcium	317.933	5000.0	9.7	4/22/2009
Magnesium	279.078	5000.0	20.7	4/22/2009
Potassium	766.491	5000.0	213	4/22/2009
Sodium	330.232	5000.0	215	4/22/2009

TestAmerica Pittsburgh

Metals Data Reporting Form

Instrument Detection Limits

Instrument: ICPST **Units:** ppb

Element	Wavelength	Reporting Limit	MDL	Date of MDL
Silica	288.158	1070.0	13.4	4/22/2009

TestAmerica Pittsburgh

Metals Data Reporting Form

Inter-Element Correction Factors

Instrument: ICP **Date of IEC's:** 3/19/2009

Interfering Element	Wavelength /Mass	Correction Factor(s)
Aluminum	396.152	As(0.000028), Cd(0.00001), Pb(0.000166), Sb(0.000015), Se(0.000027)
Chromium	267.716	As(-0.003548), Sb(0.013819), V(-0.002269), Zn(-0.000933)
Cobalt	228.616	Pb(-0.000405), Tl(-0.004012)
Copper	324.754	Pb(0.000352)
Iron	259.94	Cd(0.000018), Cu(-0.000167), Pb(0.000013), Sb(0.000038), Se(0.000011)
Manganese	257.61	Cr(0.000274), Se(0.000566), Tl(-0.001182)
Molybdenum	202.03	Al(0.04137), B(0.033363), Pb(-0.002555), Sb(-0.004479), V(-0.010075)
Tin	189.989	Sb(-0.009737)
Vanadium	292.402	Be(0.000529), Sb(-0.001559), Tl(-0.001644)

TestAmerica Pittsburgh

Metals Data Reporting Form

Linear Dynamic Ranges

Instrument: ICPST **Units:** ppb

Element	Wavelength /Mass	Linear Range	Date of Linear Range
Calcium	317.93	600000	7/16/2009
Magnesium	279.08	600000	7/16/2009
Potassium	766.49	400000	7/16/2009
Sodium	330.23	400000	7/16/2009

TestAmerica Pittsburgh

Metals Data Reporting Form

Linear Dynamic Ranges

Instrument: ICPST **Units:** ppb

Element	Wavelength /Mass	Linear Range	Date of Linear Range
Silica	288.16	50000	7/16/2009

STD2: MET4526-09
STD3: MET4527-09
STD4: MET4528-09

Internal Standard: MET4589-09

Note: Analytical run briefly delayed before and after the analysis of ICV1-1 to set the instrument to analyze 4 exposures for the ICV analysis (Method 200.7 requirement) and then to reset it to analyze 3 exposures for the duration of the run.

Note: Sample ID LH3H9/5 (sequence #75 on runlog) is incorrect. The correct sample ID is LJ3H9/5. Corrections have been made to reports.

METHOD BLANK REPORT

General Chemistry

Client Lot #...: 9I02192 **Matrix.....:** WATER

PARAMETER	RESULT	REPORTING LIMIT	UNITS	METHOD	PREPARATION-ANALYSIS DATE	PREP BATCH #
Chloride		Work Order #: LJ8V41AA		MB Lot-Sample #:	A9I030000-101	
	ND	1.0	mg/L	MCAWW 300.0A	09/02/09	9246101
		Dilution Factor: 1				
Chloride		Work Order #: LKFNK1AA		MB Lot-Sample #:	A9I080000-181	
	ND	1.0	mg/L	MCAWW 300.0A	09/04/09	9251181
		Dilution Factor: 1				
Hexavalent Chromium		Work Order #: LJ8KP1AA		MB Lot-Sample #:	A9I020000-477	
	ND	0.02	mg/L	SW846 7196A	09/02/09	9245477
		Dilution Factor: 1				
Hexavalent Chromium		Work Order #: LKAL71AA		MB Lot-Sample #:	A9I030000-508	
	ND	0.02	mg/L	SW846 7196A	09/03/09	9246508
		Dilution Factor: 1				
Nitrate as N		Work Order #: LJ8VQ1AA		MB Lot-Sample #:	A9I030000-099	
	ND	0.10	mg/L	MCAWW 300.0A	09/02/09	9246099
		Dilution Factor: 1				
Nitrate as N		Work Order #: LKFPG1AA		MB Lot-Sample #:	A9I080000-185	
	ND	0.10	mg/L	MCAWW 300.0A	09/04/09	9251185
		Dilution Factor: 1				
Nitrite as N		Work Order #: LJ8V81AA		MB Lot-Sample #:	A9I030000-102	
	ND	0.10	mg/L	MCAWW 300.0A	09/02/09	9246102
		Dilution Factor: 1				
Nitrite as N		Work Order #: LKFPN1AA		MB Lot-Sample #:	A9I080000-186	
	ND	0.10	mg/L	MCAWW 300.0A	09/04/09	9251186
		Dilution Factor: 1				
Phosphate as P, Ortho		Work Order #: LJ8VX1AA		MB Lot-Sample #:	A9I030000-100	
	ND	0.50	mg/L	MCAWW 300.0A	09/02/09	9246100
		Dilution Factor: 1				
Phosphate as P, Ortho		Work Order #: LKFPP1AA		MB Lot-Sample #:	A9I080000-187	
	ND	0.50	mg/L	MCAWW 300.0A	09/04/09	9251187
		Dilution Factor: 1				

(Continued on next page)

METHOD BLANK REPORT

General Chemistry

Client Lot #...: 9I02192 Matrix.....: WATER

PARAMETER	RESULT	REPORTING LIMIT	UNITS	METHOD	PREPARATION-ANALYSIS DATE	PREP BATCH #
Sulfate		Work Order #: LJ8VL1AA		MB Lot-Sample #:	A9I030000-097	
	ND	1.0	mg/L	MCAWW 300.0A	09/02/09	9246097
		Dilution Factor: 1				
Sulfate		Work Order #: LKA7Q1AA		MB Lot-Sample #:	A9I040000-143	
	ND	1.0	mg/L	MCAWW 300.0A	09/03/09	9247143
		Dilution Factor: 1				
Sulfate		Work Order #: LKFN41AA		MB Lot-Sample #:	A9I080000-182	
	ND	1.0	mg/L	MCAWW 300.0A	09/04/09	9251182
		Dilution Factor: 1				
Total Alkalinity		Work Order #: LKA631AA		MB Lot-Sample #:	A9I040000-120	
	4.3 B	**5.0**	**mg/L**	**MCAWW 310.1**	**09/03/09**	**9247120**
		Dilution Factor: 1				
Total Alkalinity		Work Order #: LKGRE1AA		MB Lot-Sample #:	A9I090000-087	
	4.4 B	**5.0**	**mg/L**	**MCAWW 310.1**	**09/08/09**	**9252087**
		Dilution Factor: 1				
Total Dissolved Solids		Work Order #: LKDRW1AA		MB Lot-Sample #:	A9I030000-494	
	ND	10	mg/L	MCAWW 160.1	09/03-09/04/09	9246494
		Dilution Factor: 1				

NOTE(S):

Calculations are performed before rounding to avoid round-off errors in calculated results.

B Estimated result. Result is less than RL.

METHOD BLANK REPORT

General Chemistry

Client Lot #...: 9I02192 Matrix.....: WATER

PARAMETER	RESULT	REPORTING LIMIT	UNITS	METHOD	PREPARATION-ANALYSIS DATE	PREP BATCH #
Dissolved Organic Carbon		Work Order #: LKGNG1AA		MB Lot-Sample #:	A9I080000-345	
	ND	1	mg/L	SW846 9060	09/08/09	9251345
		Dilution Factor: 1				

NOTE(S):

Calculations are performed before rounding to avoid round-off errors in calculated results.

LABORATORY CONTROL SAMPLE EVALUATION REPORT

General Chemistry

Lot-Sample #...: 9I02192 **Matrix.....:** WATER

PARAMETER	PERCENT RECOVERY	RECOVERY LIMITS	RPD	RPD LIMITS	METHOD	PREPARATION-ANALYSIS DATE	PREP BATCH #
Chloride		WO#:LJ8V41AC-LCS/LJ8V41AD-LCSD LCS Lot-Sample#: A9I030000-101					
	104	(90 - 110)			MCAWW 300.0A	09/02/09	9246101
	104	(90 - 110)	0.57	(0-20)	MCAWW 300.0A	09/02/09	9246101
		Dilution Factor: 1					
Chloride		WO#:LKFNK1AC-LCS/LKFNK1AD-LCSD LCS Lot-Sample#: A9I080000-181					
	102	(90 - 110)			MCAWW 300.0A	09/04/09	9251181
	102	(90 - 110)	0.58	(0-20)	MCAWW 300.0A	09/04/09	9251181
		Dilution Factor: 1					
Nitrate as N		WO#:LJ8VQ1AC-LCS/LJ8VQ1AD-LCSD LCS Lot-Sample#: A9I030000-099					
	104	(90 - 110)			MCAWW 300.0A	09/02/09	9246099
	100	(90 - 110)	3.9	(0-20)	MCAWW 300.0A	09/02/09	9246099
		Dilution Factor: 1					
Nitrate as N		WO#:LKFPG1AC-LCS/LKFPG1AD-LCSD LCS Lot-Sample#: A9I080000-185					
	96	(90 - 110)			MCAWW 300.0A	09/04/09	9251185
	96	(90 - 110)	0.0	(0-20)	MCAWW 300.0A	09/04/09	9251185
		Dilution Factor: 1					
Nitrite as N		WO#:LJ8V81AC-LCS/LJ8V81AD-LCSD LCS Lot-Sample#: A9I030000-102					
	96	(90 - 110)			MCAWW 300.0A	09/02/09	9246102
	100	(90 - 110)	4.1	(0-20)	MCAWW 300.0A	09/02/09	9246102
		Dilution Factor: 1					
Nitrite as N		WO#:LKFPN1AC-LCS/LKFPN1AD-LCSD LCS Lot-Sample#: A9I080000-186					
	100	(90 - 110)			MCAWW 300.0A	09/04/09	9251186
	100	(90 - 110)	0.0	(0-20)	MCAWW 300.0A	09/04/09	9251186
		Dilution Factor: 1					
Phosphate as P, Ortho		WO#:LJ8VX1AC-LCS/LJ8VX1AD-LCSD LCS Lot-Sample#: A9I030000-100					
	116 N	(90 - 110)			MCAWW 300.0A	09/02/09	9246100
	120 N	(90 - 110)	3.4	(0-20)	MCAWW 300.0A	09/02/09	9246100
		Dilution Factor: 1					
Phosphate as P, Ortho		WO#:LKFPP1AC-LCS/LKFPP1AD-LCSD LCS Lot-Sample#: A9I080000-187					
	108	(90 - 110)			MCAWW 300.0A	09/04/09	9251187
	108	(90 - 110)	0.0	(0-20)	MCAWW 300.0A	09/04/09	9251187
		Dilution Factor: 1					

(Continued on next page)

LABORATORY CONTROL SAMPLE EVALUATION REPORT

General Chemistry

Lot-Sample #...: 9I02192 **Matrix.....:** WATER

PARAMETER	PERCENT RECOVERY	RECOVERY LIMITS	RPD	RPD LIMITS	METHOD	PREPARATION-ANALYSIS DATE	PREP BATCH #
Sulfate		WO#:LJ8VL1AC-LCS/LJ8VL1AD-LCSD LCS Lot-Sample#: A9I030000-097					
	98	(90 - 110)			MCAWW 300.0A	09/02/09	9246097
	98	(90 - 110)	0.81	(0-20)	MCAWW 300.0A	09/02/09	9246097
		Dilution Factor: 1					
Sulfate		WO#:LKA7Q1AC-LCS/LKA7Q1AD-LCSD LCS Lot-Sample#: A9I040000-143					
	97	(90 - 110)			MCAWW 300.0A	09/03/09	9247143
	97	(90 - 110)	0.20	(0-20)	MCAWW 300.0A	09/03/09	9247143
		Dilution Factor: 1					
Sulfate		WO#:LKFN41AC-LCS/LKFN41AD-LCSD LCS Lot-Sample#: A9I080000-182					
	97	(90 - 110)			MCAWW 300.0A	09/04/09	9251182
	96	(90 - 110)	1.0	(0-20)	MCAWW 300.0A	09/04/09	9251182
		Dilution Factor: 1					

NOTE(S):

Calculations are performed before rounding to avoid round-off errors in calculated results.

N Spiked analyte recovery is outside stated control limits.

LABORATORY CONTROL SAMPLE DATA REPORT

General Chemistry

Lot-Sample #...: 9I02192 **Matrix.....:** WATER

PARAMETER	SPIKE AMOUNT	MEASURED AMOUNT	UNITS	PERCNT RECVRY	RPD	METHOD	PREPARATION-ANALYSIS DATE	PREP BATCH #
Chloride		WO#:LJ8V41AC-LCS/LJ8V41AD-LCSD LCS Lot-Sample#: A9I030000-101						
	50.0	52.2	mg/L	104		MCAWW 300.0A	09/02/09	9246101
	50.0	51.9	mg/L	104	0.57	MCAWW 300.0A	09/02/09	9246101
		Dilution Factor: 1						
Chloride		WO#:LKFNK1AC-LCS/LKFNK1AD-LCSD LCS Lot-Sample#: A9I080000-181						
	50.0	51.1	mg/L	102		MCAWW 300.0A	09/04/09	9251181
	50.0	50.8	mg/L	102	0.58	MCAWW 300.0A	09/04/09	9251181
		Dilution Factor: 1						
Nitrate as N		WO#:LJ8VQ1AC-LCS/LJ8VQ1AD-LCSD LCS Lot-Sample#: A9I030000-099						
	2.5	2.6	mg/L	104		MCAWW 300.0A	09/02/09	9246099
	2.5	2.5	mg/L	100	3.9	MCAWW 300.0A	09/02/09	9246099
		Dilution Factor: 1						
Nitrate as N		WO#:LKFPG1AC-LCS/LKFPG1AD-LCSD LCS Lot-Sample#: A9I080000-185						
	2.5	2.4	mg/L	96		MCAWW 300.0A	09/04/09	9251185
	2.5	2.4	mg/L	96	0.0	MCAWW 300.0A	09/04/09	9251185
		Dilution Factor: 1						
Nitrite as N		WO#:LJ8V81AC-LCS/LJ8V81AD-LCSD LCS Lot-Sample#: A9I030000-102						
	2.5	2.4	mg/L	96		MCAWW 300.0A	09/02/09	9246102
	2.5	2.5	mg/L	100	4.1	MCAWW 300.0A	09/02/09	9246102
		Dilution Factor: 1						
Nitrite as N		WO#:LKFPN1AC-LCS/LKFPN1AD-LCSD LCS Lot-Sample#: A9I080000-186						
	2.5	2.5	mg/L	100		MCAWW 300.0A	09/04/09	9251186
	2.5	2.5	mg/L	100	0.0	MCAWW 300.0A	09/04/09	9251186
		Dilution Factor: 1						
Phosphate as P, Ortho		WO#:LJ8VX1AC-LCS/LJ8VX1AD-LCSD LCS Lot-Sample#: A9I030000-100						
	2.5	2.9 N	mg/L	116		MCAWW 300.0A	09/02/09	9246100
	2.5	3.0 N	mg/L	120	3.4	MCAWW 300.0A	09/02/09	9246100
		Dilution Factor: 1						
Phosphate as P, Ortho		WO#:LKFPP1AC-LCS/LKFPP1AD-LCSD LCS Lot-Sample#: A9I080000-187						
	2.5	2.7	mg/L	108		MCAWW 300.0A	09/04/09	9251187
	2.5	2.7	mg/L	108	0.0	MCAWW 300.0A	09/04/09	9251187
		Dilution Factor: 1						

(Continued on next page)

LABORATORY CONTROL SAMPLE DATA REPORT

General Chemistry

Lot-Sample #...: 9I02192 **Matrix.....:** WATER

PARAMETER	SPIKE AMOUNT	MEASURED AMOUNT	UNITS	PERCNT RECVRY	RPD	METHOD	PREPARATION-ANALYSIS DATE	PREP BATCH #
Sulfate			WO#:LJ8VL1AC-LCS/LJ8VL1AD-LCSD			LCS Lot-Sample#: A9I030000-097		
	50.0	49.2	mg/L	98		MCAWW 300.0A	09/02/09	9246097
	50.0	48.8	mg/L	98	0.81	MCAWW 300.0A	09/02/09	9246097
			Dilution Factor: 1					
Sulfate			WO#:LKA7Q1AC-LCS/LKA7Q1AD-LCSD			LCS Lot-Sample#: A9I040000-143		
	50.0	48.3	mg/L	97		MCAWW 300.0A	09/03/09	9247143
	50.0	48.4	mg/L	97	0.20	MCAWW 300.0A	09/03/09	9247143
			Dilution Factor: 1					
Sulfate			WO#:LKFN41AC-LCS/LKFN41AD-LCSD			LCS Lot-Sample#: A9I080000-182		
	50.0	48.3	mg/L	97		MCAWW 300.0A	09/04/09	9251182
	50.0	47.8	mg/L	96	1.0	MCAWW 300.0A	09/04/09	9251182
			Dilution Factor: 1					

NOTE(S):

Calculations are performed before rounding to avoid round-off errors in calculated results.

N Spiked analyte recovery is outside stated control limits.

LABORATORY CONTROL SAMPLE EVALUATION REPORT

General Chemistry

Client Lot #...: 9I02192 **Matrix.....:** WATER

PARAMETER	PERCENT RECOVERY	RECOVERY LIMITS	METHOD	PREPARATION-ANALYSIS DATE	PREP BATCH #
Hexavalent Chromium		Work Order #: LJ8KP1AC	LCS Lot-Sample#: A9I020000-477		
	93	(80 - 118)	SW846 7196A	09/02/09	9245477
		Dilution Factor: 1			
Hexavalent Chromium		Work Order #: LKAL71AC	LCS Lot-Sample#: A9I030000-508		
	95	(80 - 118)	SW846 7196A	09/03/09	9246508
		Dilution Factor: 1			
Total Alkalinity		Work Order #: LKA631AC	LCS Lot-Sample#: A9I040000-120		
	100	(90 - 127)	MCAWW 310.1	09/03/09	9247120
		Dilution Factor: 1			
Total Alkalinity		Work Order #: LKGRE1AC	LCS Lot-Sample#: A9I090000-087		
	101	(90 - 127)	MCAWW 310.1	09/08/09	9252087
		Dilution Factor: 1			
Total Dissolved Solids		Work Order #: LKDRW1AC	LCS Lot-Sample#: A9I030000-494		
	95	(88 - 110)	MCAWW 160.1	09/03-09/04/09	9246494
		Dilution Factor: 1			

NOTE(S):

Calculations are performed before rounding to avoid round-off errors in calculated results.

LABORATORY CONTROL SAMPLE DATA REPORT

General Chemistry

Client Lot #...: 9I02192 **Matrix.....:** WATER

PARAMETER	SPIKE AMOUNT	MEASURED AMOUNT	UNITS	PERCNT RECVRY	METHOD	PREPARATION-ANALYSIS DATE	PREP BATCH #
Hexavalent Chromium			Work Order #: LJ8KP1AC LCS Lot-Sample#: A9I020000-477				
	0.25	0.23	mg/L	93	SW846 7196A	09/02/09	9245477
			Dilution Factor: 1				
Hexavalent Chromium			Work Order #: LKAL71AC LCS Lot-Sample#: A9I030000-508				
	0.25	0.24	mg/L	95	SW846 7196A	09/03/09	9246508
			Dilution Factor: 1				
Total Alkalinity			Work Order #: LKA631AC LCS Lot-Sample#: A9I040000-120				
	43	43	mg/L	100	MCAWW 310.1	09/03/09	9247120
			Dilution Factor: 1				
Total Alkalinity			Work Order #: LKGRE1AC LCS Lot-Sample#: A9I090000-087				
	43	43	mg/L	101	MCAWW 310.1	09/08/09	9252087
			Dilution Factor: 1				
Total Dissolved Solids			Work Order #: LKDRW1AC LCS Lot-Sample#: A9I030000-494				
	290	280	mg/L	95	MCAWW 160.1	09/03-09/04/09	9246494
			Dilution Factor: 1				

NOTE(S):

Calculations are performed before rounding to avoid round-off errors in calculated results.

LABORATORY CONTROL SAMPLE EVALUATION REPORT

General Chemistry

Client Lot #...: 9I02192 Matrix.....: WATER

PARAMETER	PERCENT RECOVERY	RECOVERY LIMITS	METHOD	PREPARATION-ANALYSIS DATE	PREP BATCH #
Dissolved Organic Carbon		Work Order #: LKGNG1AC	LCS Lot-Sample#: A9I080000-345		
	106	(88 - 115)	SW846 9060	09/08/09	9251345
		Dilution Factor: 1			

NOTE(S):

Calculations are performed before rounding to avoid round-off errors in calculated results.

LABORATORY CONTROL SAMPLE DATA REPORT

General Chemistry

Client Lot #...: 9I02192 **Matrix.....:** WATER

PARAMETER	SPIKE AMOUNT	MEASURED AMOUNT	UNITS	PERCNT RECVRY	METHOD	PREPARATION-ANALYSIS DATE	PREP BATCH #
Dissolved Organic Carbon	Work Order #: LKGNG1AC			LCS Lot-Sample#: A9I080000-345			
	35	37	mg/L	106	SW846 9060	09/08/09	9251345
		Dilution Factor: 1					

NOTE(S):

Calculations are performed before rounding to avoid round-off errors in calculated results.

MATRIX SPIKE SAMPLE EVALUATION REPORT

General Chemistry

Client Lot #...: 9I02192 **Matrix.....:** WG
Date Sampled...: 09/02/09 14:04 **Date Received..:** 09/03/09

PARAMETER	PERCENT RECOVERY	RECOVERY LIMITS	RPD	RPD LIMITS	METHOD	PREPARATION-ANALYSIS DATE	PREP BATCH #
Hexavalent Chromium		WO#: LJ7JX1CP-MS/LJ7JX1CQ-MSD				MS Lot-Sample #: A9I020192-004	
	66	(41 - 136)			SW846 7196A	09/02/09	9245477
	63	(41 - 136)	5.3	(0-20)	SW846 7196A	09/02/09	9245477
		Dilution Factor: 1					
Hexavalent Chromium		WO#: LJ9N11CR-MS/LJ9N11CT-MSD				MS Lot-Sample #: A9I030186-003	
	11 N	(41 - 136)			SW846 7196A	09/03/09	9246508
	12 N	(41 - 136)	13	(0-20)	SW846 7196A	09/03/09	9246508
		Dilution Factor: 1					
Total Alkalinity		WO#: LJ7J51C8-MS/LJ7J51C9-MSD				MS Lot-Sample #: A9I020192-007	
	88	(10 - 160)			MCAWW 310.1	09/03/09	9247120
	80	(10 - 160)	8.8	(0-24)	MCAWW 310.1	09/03/09	9247120
		Dilution Factor: 1					

NOTE(S):

Calculations are performed before rounding to avoid round-off errors in calculated results.

N Spiked analyte recovery is outside stated control limits.

MATRIX SPIKE SAMPLE DATA REPORT

General Chemistry

Client Lot #...: 9I02192 **Matrix.....:** WG
Date Sampled...: 09/02/09 14:04 **Date Received..:** 09/03/09

PARAMETER	SAMPLE AMOUNT	SPIKE AMT	MEASRD AMOUNT	UNITS	PERCNT RECVRY	RPD	METHOD	PREPARATION-ANALYSIS DATE	PREP BATCH #
Hexavalent Chromium			WO#: LJ7JX1CP-MS/LJ7JX1CQ-MSD MS Lot-Sample #: A9I020192-004						
	0.006	0.25	0.17	mg/L	66		SW846 7196A	09/02/09	9245477
	0.006	0.25	0.16	mg/L	63	5.3	SW846 7196A	09/02/09	9245477
			Dilution Factor: 1						
Hexavalent Chromium			WO#: LJ9N11CR-MS/LJ9N11CT-MSD MS Lot-Sample #: A9I030186-003						
	0.006	0.25	0.03 N	mg/L	11		SW846 7196A	09/03/09	9246508
	0.006	0.25	0.04 N	mg/L	12	13	SW846 7196A	09/03/09	9246508
			Dilution Factor: 1						
Total Alkalinity			WO#: LJ7J51C8-MS/LJ7J51C9-MSD MS Lot-Sample #: A9I020192-007						
	26	500	470	mg/L	88		MCAWW 310.1	09/03/09	9247120
	26	500	430	mg/L	80	8.8	MCAWW 310.1	09/03/09	9247120
			Dilution Factor: 1						

NOTE(S):

Calculations are performed before rounding to avoid round-off errors in calculated results.

N Spiked analyte recovery is outside stated control limits.

MATRIX SPIKE SAMPLE EVALUATION REPORT

General Chemistry

Client Lot #...: 9I02192 **Matrix.....:** WATER
Date Sampled...: 08/27/09 09:45 **Date Received..:** 08/28/09

PARAMETER	PERCENT RECOVERY	RECOVERY LIMITS	RPD	RPD LIMITS	METHOD	PREPARATION-ANALYSIS DATE	PREP BATCH #
Total Alkalinity		WO#: LJX921A5-MS/LJX921A6-MSD				MS Lot-Sample #: A9H280134-005	
	74	(10 - 160)			MCAWW 310.1	09/08/09	9252087
	69	(10 - 160)	3.6	(0-24)	MCAWW 310.1	09/08/09	9252087
		Dilution Factor: 1					
Total Alkalinity		WO#: LJ1A31AU-MS/LJ1A31AV-MSD				MS Lot-Sample #: A9H280242-001	
	69	(10 - 160)			MCAWW 310.1	09/08/09	9252087
	63	(10 - 160)	3.8	(0-24)	MCAWW 310.1	09/08/09	9252087
		Dilution Factor: 1					

NOTE(S):

Calculations are performed before rounding to avoid round-off errors in calculated results.

NC The recovery and/or RPD were not calculated.

MSB The recovery and RPD may be outside control limits because the sample amount was greater than 4X the spike amount.

N Spiked analyte recovery is outside stated control limits.

MATRIX SPIKE SAMPLE DATA REPORT

General Chemistry

Client Lot #...: 9I02192
Date Sampled...: 08/27/09 09:45 **Date Received..:** 08/28/09

Matrix.....: WATER

PARAMETER	SAMPLE AMOUNT	SPIKE AMT	MEASRD AMOUNT	UNITS	PERCNT RECVRY	RPD	METHOD	PREPARATION-ANALYSIS DATE	PREP BATCH #
Total Alkalinity			WO#: LJX921A5-MS/LJX921A6-MSD				MS Lot-Sample #: A9H280134-005		
	380	500	750	mg/L	74		MCAWW 310.1	09/08/09	9252087
	380	500	720	mg/L	69	3.6	MCAWW 310.1	09/08/09	9252087
			Dilution Factor: 1						
Total Alkalinity			WO#: LJ1A31AU-MS/LJ1A31AV-MSD				MS Lot-Sample #: A9H280242-001		
	420	500	760	mg/L	69		MCAWW 310.1	09/08/09	9252087
	420	500	730	mg/L	63	3.8	MCAWW 310.1	09/08/09	9252087
			Dilution Factor: 1						

NOTE(S):

Calculations are performed before rounding to avoid round-off errors in calculated results.

NC The recovery and/or RPD were not calculated.

MSB The recovery and RPD may be outside control limits because the sample amount was greater than 4X the spike amount.

N Spiked analyte recovery is outside stated control limits.

MATRIX SPIKE SAMPLE EVALUATION REPORT

General Chemistry

Client Lot #...: 9I02192 **Matrix.....:** WATER
Date Sampled...: 09/01/09 12:26 **Date Received..:** 09/02/09

PARAMETER	PERCENT RECOVERY	RECOVERY LIMITS / METHOD	PREPARATION-ANALYSIS DATE / PREP BATCH #
Chloride	58 N	Work Order #...: LJ8T11AG (80 - 120) MCAWW 300.0A Dilution Factor: 20	MS Lot-Sample #: A9I030104-001 09/04/09 9251181
Chloride	116	Work Order #...: LKCV31AM (80 - 120) MCAWW 300.0A Dilution Factor: 1	MS Lot-Sample #: A9I040176-002 09/04/09 9251181
Chloride	116	Work Order #...: LKDK11DA (80 - 120) MCAWW 300.0A Dilution Factor: 1	MS Lot-Sample #: A9I040243-010 09/04/09 9251181
Nitrate as N	100	Work Order #...: LKCV31AP (80 - 120) MCAWW 300.0A Dilution Factor: 1	MS Lot-Sample #: A9I040176-002 09/04/09 9251185
Nitrate as N	96	Work Order #...: LKDK11DD (80 - 120) MCAWW 300.0A Dilution Factor: 1	MS Lot-Sample #: A9I040243-010 09/04/09 9251185
Nitrite as N	108	Work Order #...: LKDK11DE (80 - 120) MCAWW 300.0A Dilution Factor: 1	MS Lot-Sample #: A9I040243-010 09/04/09 9251186
Phosphate as P, Ortho	56 N	Work Order #...: LKDK11DF (80 - 120) MCAWW 300.0A Dilution Factor: 1	MS Lot-Sample #: A9I040243-010 09/04/09 9251187
Sulfate	NC,MSB	Work Order #...: LJTLG1CH (80 - 120) MCAWW 300.0A Dilution Factor: 500	MS Lot-Sample #: A9H260275-021 09/03/09 9247143
Sulfate	114	Work Order #...: LJ64X1AG (80 - 120) MCAWW 300.0A Dilution Factor: 1	MS Lot-Sample #: A9I020151-004 09/02/09 9246097
Sulfate	115	Work Order #...: LKCV31AN (80 - 120) MCAWW 300.0A Dilution Factor: 1	MS Lot-Sample #: A9I040176-002 09/04/09 9251182

(Continued on next page)

MATRIX SPIKE SAMPLE EVALUATION REPORT

General Chemistry

Client Lot #...: 9I02192 Matrix.....: WATER
Date Sampled...: 09/01/09 12:26 Date Received..: 09/02/09

NOTE(S):

Calculations are performed before rounding to avoid round-off errors in calculated results.

NC The recovery and/or RPD were not calculated.

MSB The recovery and RPD may be outside control limits because the sample amount was greater than 4X the spike amount.

N Spiked analyte recovery is outside stated control limits.

MATRIX SPIKE SAMPLE DATA REPORT

General Chemistry

Client Lot #...: 9I02192 **Matrix.....:** WATER
Date Sampled...: 09/01/09 12:26 **Date Received..:** 09/02/09

PARAMETER	SAMPLE AMOUNT	SPIKE AMT	MEASURED AMOUNT	UNITS	PERCENT RECOVERY	METHOD	PREPARATION-ANALYSIS DATE	PREP BATCH #
Chloride			Work Order #...: LJ8T11AG			MS Lot-Sample #: A9I030104-001		
	153	50.0	182 N	mg/L	58	MCAWW 300.0A	09/04/09	9251181
			Dilution Factor: 20					
Chloride			Work Order #...: LKCV31AM			MS Lot-Sample #: A9I040176-002		
	116	50.0	174	mg/L	116	MCAWW 300.0A	09/04/09	9251181
			Dilution Factor: 1					
Chloride			Work Order #...: LKDK11DA			MS Lot-Sample #: A9I040243-010		
	105	50.0	163	mg/L	116	MCAWW 300.0A	09/04/09	9251181
			Dilution Factor: 1					
Nitrate as N			Work Order #...: LKCV31AP			MS Lot-Sample #: A9I040176-002		
	ND	2.5	2.5	mg/L	100	MCAWW 300.0A	09/04/09	9251185
			Dilution Factor: 1					
Nitrate as N			Work Order #...: LKDK11DD			MS Lot-Sample #: A9I040243-010		
	ND	2.5	2.4	mg/L	96	MCAWW 300.0A	09/04/09	9251185
			Dilution Factor: 1					
Nitrite as N			Work Order #...: LKDK11DE			MS Lot-Sample #: A9I040243-010		
	ND	2.5	2.7	mg/L	108	MCAWW 300.0A	09/04/09	9251186
			Dilution Factor: 1					
Phosphate as P, Ortho			Work Order #...: LKDK11DF			MS Lot-Sample #: A9I040243-010		
	ND	2.5	1.4 N	mg/L	56	MCAWW 300.0A	09/04/09	9251187
			Dilution Factor: 1					
Sulfate			Work Order #...: LJTLG1CH			MS Lot-Sample #: A9H260275-021		
	1440	50.0	6680	mg/L		MCAWW 300.0A	09/03/09	9247143
			Qualifiers: NC,MSB					
			Dilution Factor: 500					
Sulfate			Work Order #...: LJ64X1AG			MS Lot-Sample #: A9I020151-004		
	27.6	50.0	84.5	mg/L	114	MCAWW 300.0A	09/02/09	9246097
			Dilution Factor: 1					
Sulfate			Work Order #...: LKCV31AN			MS Lot-Sample #: A9I040176-002		
	31.9	50.0	89.6	mg/L	115	MCAWW 300.0A	09/04/09	9251182
			Dilution Factor: 1					

(Continued on next page)

MATRIX SPIKE SAMPLE DATA REPORT

General Chemistry

Client Lot #...: 9I02192 Matrix.....: WATER
Date Sampled...: 09/01/09 12:26 Date Received..: 09/02/09

NOTE(S):

Calculations are performed before rounding to avoid round-off errors in calculated results.

NC The recovery and/or RPD were not calculated.

MSB The recovery and RPD may be outside control limits because the sample amount was greater than 4X the spike amount.

N Spiked analyte recovery is outside stated control limits.

MATRIX SPIKE SAMPLE EVALUATION REPORT

General Chemistry

Client Lot #...: 9I02192 **Matrix.....:** WG
Date Sampled...: 09/01/09 15:23 **Date Received..:** 09/02/09

PARAMETER	PERCENT RECOVERY	RECOVERY LIMITS	METHOD	PREPARATION-ANALYSIS DATE	PREP BATCH #
Chloride		Work Order #...: LJ7KK1C8		MS Lot-Sample #: A9I020192-010	
	117	(80 - 120)	MCAWW 300.0A	09/02/09	9246101
		Dilution Factor: 1			
Nitrate as N		Work Order #...: LJ7KK1C6		MS Lot-Sample #: A9I020192-010	
	96	(80 - 120)	MCAWW 300.0A	09/02/09	9246099
		Dilution Factor: 1			
Nitrite as N		Work Order #...: LJ7KK1C9		MS Lot-Sample #: A9I020192-010	
	116	(80 - 120)	MCAWW 300.0A	09/02/09	9246102
		Dilution Factor: 1			
Phosphate as P, Ortho		Work Order #...: LJ7KK1C7		MS Lot-Sample #: A9I020192-010	
	84	(80 - 120)	MCAWW 300.0A	09/02/09	9246100
		Dilution Factor: 1			

NOTE(S):

Calculations are performed before rounding to avoid round-off errors in calculated results.

MATRIX SPIKE SAMPLE DATA REPORT

General Chemistry

Client Lot #...: 9I02192 **Matrix.....:** WG
Date Sampled...: 09/01/09 15:23 **Date Received..:** 09/02/09

PARAMETER	SAMPLE AMOUNT	SPIKE AMT	MEASURED AMOUNT	UNITS	PERCENT RECOVERY	METHOD	PREPARATION-ANALYSIS DATE	PREP BATCH #
Chloride			Work Order #...: LJ7KK1C8			MS Lot-Sample #: A9I020192-010		
	94.0	50.0	152	mg/L	117	MCAWW 300.0A	09/02/09	9246101
			Dilution Factor: 1					
Nitrate as N			Work Order #...: LJ7KK1C6			MS Lot-Sample #: A9I020192-010		
	0.10	2.5	2.5	mg/L	96	MCAWW 300.0A	09/02/09	9246099
			Dilution Factor: 1					
Nitrite as N			Work Order #...: LJ7KK1C9			MS Lot-Sample #: A9I020192-010		
	ND	2.5	2.9	mg/L	116	MCAWW 300.0A	09/02/09	9246102
			Dilution Factor: 1					
Phosphate as P, Ortho			Work Order #...: LJ7KK1C7			MS Lot-Sample #: A9I020192-010		
	ND	2.5	2.1	mg/L	84	MCAWW 300.0A	09/02/09	9246100
			Dilution Factor: 1					

NOTE(S):

Calculations are performed before rounding to avoid round-off errors in calculated results.

MATRIX SPIKE SAMPLE EVALUATION REPORT

General Chemistry

Client Lot #...: 9I02192 **Matrix.....:** WATER
Date Sampled...: 08/26/09 11:14 **Date Received..:** 08/27/09

PARAMETER	PERCENT RECOVERY	RECOVERY LIMITS	RPD	RPD LIMITS	METHOD	PREPARATION-ANALYSIS DATE	PREP BATCH #
Dissolved Organic Carbon		WO#: LJWD41C6-MS/LJWD41C7-MSD				MS Lot-Sample #: A9H270200-003	
	108	(72 - 136)			SW846 9060	09/08/09	9251345
	104	(72 - 136)	3.5	(0-20)	SW846 9060	09/08/09	9251345
		Dilution Factor: 1					

NOTE(S):

Calculations are performed before rounding to avoid round-off errors in calculated results.

MATRIX SPIKE SAMPLE DATA REPORT

General Chemistry

Client Lot #...: 9I02192 **Matrix.....:** WATER
Date Sampled...: 08/26/09 11:14 **Date Received..:** 08/27/09

PARAMETER	SAMPLE AMOUNT	SPIKE AMT	MEASRD AMOUNT	UNITS	PERCNT RECVRY	RPD	METHOD	PREPARATION-ANALYSIS DATE	PREP BATCH #
Dissolved Organic Carbon			WO#: LJWD41C6-MS/LJWD41C7-MSD				MS Lot-Sample #: A9H270200-003		
	2	25	29	mg/L	108		SW846 9060	09/08/09	9251345
	2	25	28	mg/L	104	3.5	SW846 9060	09/08/09	9251345
			Dilution Factor: 1						

NOTE(S):

Calculations are performed before rounding to avoid round-off errors in calculated results.

SAMPLE DUPLICATE EVALUATION REPORT

General Chemistry

Client Lot #...: A9I020192 **Work Order #...:** LJX92-SMP LJX92-DUP **Matrix.....:** WATER

Date Sampled...: 08/27/09 16:55 **Date Received..:** 08/28/09

PARAM	RESULT	DUPLICATE RESULT	UNITS	RPD	RPD LIMIT	METHOD	PREPARATION-ANALYSIS DATE	PREP BATCH #
Total Dissolved Solids						SD Lot-Sample #: A9H280134-005		
	490	490	mg/L	0.41	(0-20)	MCAWW 160.1	09/03-09/04/09	9246494
			Dilution Factor: 1					

SAMPLE DUPLICATE EVALUATION REPORT

General Chemistry

Client Lot #...: A9I020192 **Work Order #...:** LJ5X5-SMP LJ5X5-DUP **Matrix.....:** WATER

Date Sampled...: 08/31/09 15:40 **Date Received..:** 09/01/09

PARAM	RESULT	DUPLICATE RESULT	UNITS	RPD	RPD LIMIT	METHOD	PREPARATION-ANALYSIS DATE	PREP BATCH #
Total Dissolved Solids						SD Lot-Sample #: A9I010242-006		
	1200	1200	mg/L	1.1	(0-20)	MCAWW 160.1	09/03-09/04/09	9246494
			Dilution Factor: 1					

METHOD BLANK REPORT

HPLC - Mass. Spec.

Client Lot #...: 9I02192 **Work Order #...:** LKMXL1AA **Matrix.....:** WATER
MB Lot-Sample #: G9I110000-350

Prep Date.....: 09/11/09
Analysis Date..: 09/14/09 **Prep Batch #...:** 9254350
Dilution Factor: 1

PARAMETER	RESULT	REPORTING LIMIT	UNITS	METHOD
Perchlorate	ND	0.50	ug/L	SW846 6850

NOTE(S):

Calculations are performed before rounding to avoid round-off errors in calculated results.

METHOD BLANK REPORT

HPLC - Mass. Spec.

Client Lot #...: 9I02192 **Work Order #...:** LKP081AA **Matrix.....:** WATER
MB Lot-Sample #: G9I120000-095

Prep Date.....: 09/12/09
Analysis Date..: 09/15/09 **Prep Batch #...:** 9255095
Dilution Factor: 1

PARAMETER	RESULT	REPORTING LIMIT	UNITS	METHOD
Perchlorate	ND	0.50	ug/L	SW846 6850

NOTE(S):

Calculations are performed before rounding to avoid round-off errors in calculated results.

LABORATORY CONTROL SAMPLE EVALUATION REPORT

HPLC - Mass. Spec.

Client Lot #...: 9I02192 **Work Order #...:** LKMXL1AC **Matrix.....:** WATER
LCS Lot-Sample#: G9I110000-350
Prep Date.....: 09/11/09 **Analysis Date..:** 09/14/09
Prep Batch #...: 9254350
Dilution Factor: 1

PARAMETER	PERCENT RECOVERY	RECOVERY LIMITS	METHOD
Perchlorate	**97**	**(80 - 120)**	**SW846 6850**

NOTE(S):

Calculations are performed before rounding to avoid round-off errors in calculated results.

Bold print denotes control parameters

LABORATORY CONTROL SAMPLE DATA REPORT

HPLC - Mass. Spec.

Client Lot #...: 9I02192 **Work Order #...:** LKMXL1AC **Matrix.....:** WATER
LCS Lot-Sample#: G9I110000-350
Prep Date.....: 09/11/09 **Analysis Date..:** 09/14/09
Prep Batch #...: 9254350
Dilution Factor: 1

PARAMETER	SPIKE AMOUNT	MEASURED AMOUNT	UNITS	PERCENT RECOVERY	METHOD
Perchlorate	5.0	4.9	ug/L	97	SW846 6850

NOTE(S):

Calculations are performed before rounding to avoid round-off errors in calculated results.

Bold print denotes control parameters

LABORATORY CONTROL SAMPLE EVALUATION REPORT

HPLC - Mass. Spec.

Client Lot #...: 9I02192 Work Order #...: LKMXL1AD Matrix.....: WATER
LCS Lot-Sample#: G9I110000-350
Prep Date.....: 09/11/09 Analysis Date..: 09/14/09
Prep Batch #...: 9254350
Dilution Factor: 1

PARAMETER	PERCENT RECOVERY	RECOVERY LIMITS	METHOD
Perchlorate	96	(80 - 120)	SW846 6850

NOTE(S):

Calculations are performed before rounding to avoid round-off errors in calculated results.

Bold print denotes control parameters

LABORATORY CONTROL SAMPLE DATA REPORT

HPLC - Mass. Spec.

Client Lot #...: 9I02192 **Work Order #...:** LKMXL1AD **Matrix.....:** WATER
LCS Lot-Sample#: G9I110000-350
Prep Date.....: 09/11/09 **Analysis Date..:** 09/14/09
Prep Batch #...: 9254350
Dilution Factor: 1

PARAMETER	SPIKE AMOUNT	MEASURED AMOUNT	UNITS	PERCENT RECOVERY	METHOD
Perchlorate	**5.0**	**4.8**	**ug/L**	**96**	**SW846 6850**

NOTE(S):

Calculations are performed before rounding to avoid round-off errors in calculated results.

Bold print denotes control parameters

LABORATORY CONTROL SAMPLE EVALUATION REPORT

HPLC - Mass. Spec.

Client Lot #...: 9I02192 Work Order #...: LKP081AC Matrix.....: WATER
LCS Lot-Sample#: G9I120000-095
Prep Date.....: 09/12/09 Analysis Date..: 09/15/09
Prep Batch #...: 9255095
Dilution Factor: 1

PARAMETER	PERCENT RECOVERY	RECOVERY LIMITS	METHOD
Perchlorate	**96**	**(80 - 120)**	**SW846 6850**

NOTE(S):

Calculations are performed before rounding to avoid round-off errors in calculated results.

Bold print denotes control parameters

LABORATORY CONTROL SAMPLE DATA REPORT

HPLC - Mass. Spec.

Client Lot #...: 9I02192 Work Order #...: LKP081AC Matrix.....: WATER
LCS Lot-Sample#: G9I120000-095
Prep Date.....: 09/12/09 Analysis Date..: 09/15/09
Prep Batch #...: 9255095
Dilution Factor: 1

PARAMETER	SPIKE AMOUNT	MEASURED AMOUNT	UNITS	PERCENT RECOVERY	METHOD
Perchlorate	**5.0**	**4.8**	**ug/L**	**96**	**SW846 6850**

NOTE(S):

Calculations are performed before rounding to avoid round-off errors in calculated results.

Bold print denotes control parameters

LABORATORY CONTROL SAMPLE EVALUATION REPORT

HPLC - Mass. Spec.

Client Lot #...: 9I02192 **Work Order #...:** LKP081AE **Matrix.....:** WATER
LCS Lot-Sample#: G9I120000-095
Prep Date.....: 09/12/09 **Analysis Date..:** 09/15/09
Prep Batch #...: 9255095
Dilution Factor: 1

PARAMETER	PERCENT RECOVERY	RECOVERY LIMITS	METHOD
Perchlorate	93	(80 - 120)	SW846 6850

NOTE(S):

Calculations are performed before rounding to avoid round-off errors in calculated results.

Bold print denotes control parameters

LABORATORY CONTROL SAMPLE DATA REPORT

HPLC - Mass. Spec.

Client Lot #...: 9I02192 Work Order #...: LKP081AE Matrix.....: WATER
LCS Lot-Sample#: G9I120000-095
Prep Date.....: 09/12/09 Analysis Date..: 09/15/09
Prep Batch #...: 9255095
Dilution Factor: 1

PARAMETER	SPIKE AMOUNT	MEASURED AMOUNT	UNITS	PERCENT RECOVERY	METHOD
Perchlorate	**5.0**	**4.7**	**ug/L**	**93**	**SW846 6850**

NOTE(S):

Calculations are performed before rounding to avoid round-off errors in calculated results.

Bold print denotes control parameters

MATRIX SPIKE SAMPLE EVALUATION REPORT

HPLC - Mass. Spec.

Client Lot #...: 9I02192 **Work Order #...:** LJ4561D3-MS **Matrix.....:** WATER
MS Lot-Sample #: A9I010149-001 LJ4561D4-MSD
Date Sampled...: 08/31/09 11:14 **Date Received..:** 09/01/09
Prep Date.....: 09/11/09 **Analysis Date..:** 09/14/09
Prep Batch #...: 9254350
Dilution Factor: 1

PARAMETER	PERCENT RECOVERY	RECOVERY LIMITS	RPD	RPD LIMITS	METHOD
Perchlorate	**94**	**(80 - 120)**			**SW846 6850**
	98	**(80 - 120)**	**4.0**	**(0-15)**	**SW846 6850**

NOTE(S):

Calculations are performed before rounding to avoid round-off errors in calculated results.

Bold print denotes control parameters

MATRIX SPIKE SAMPLE DATA REPORT

HPLC - Mass. Spec.

Client Lot #...: 9I02192 **Work Order #...:** LJ4561D3-MS **Matrix.....:** WATER
MS Lot-Sample #: A9I010149-001 LJ4561D4-MSD
Date Sampled...: 08/31/09 11:14 **Date Received..:** 09/01/09
Prep Date.....: 09/11/09 **Analysis Date..:** 09/14/09
Prep Batch #...: 9254350
Dilution Factor: 1

PARAMETER	SAMPLE AMOUNT	SPIKE AMT	MEASRD AMOUNT	UNITS	PERCNT RECVRY	RPD	METHOD
Perchlorate	ND	5.0	4.7	ug/L	94		SW846 6850
	ND	5.0	4.9	ug/L	98	4.0	SW846 6850

NOTE(S):

Calculations are performed before rounding to avoid round-off errors in calculated results.

Bold print denotes control parameters

MATRIX SPIKE SAMPLE EVALUATION REPORT

HPLC - Mass. Spec.

Client Lot #...:	9I02192	**Work Order #...:**	LJ9NG1D1-MS	**Matrix.....:**	WG
MS Lot-Sample #:	A9I030186-001		LJ9NG1D2-MSD		
Date Sampled...:	09/02/09 12:05	**Date Received..:**	09/03/09		
Prep Date.....:	09/12/09	**Analysis Date..:**	09/15/09		
Prep Batch #...:	9255095				
Dilution Factor:	1				

PARAMETER	PERCENT RECOVERY	RECOVERY LIMITS	RPD	RPD LIMITS	METHOD
Perchlorate	**92**	**(80 - 120)**			**SW846 6850**
	72 a,p	**(80 - 120)**	**24**	**(0-15)**	**SW846 6850**

NOTE(S):

Calculations are performed before rounding to avoid round-off errors in calculated results.

Bold print denotes control parameters

a Spiked analyte recovery is outside stated control limits.

p Relative percent difference (RPD) is outside stated control limits.

MATRIX SPIKE SAMPLE DATA REPORT

HPLC - Mass. Spec.

Client Lot #...: 9I02192 **Work Order #...:** LJ9NG1D1-MS **Matrix.....:** WG
MS Lot-Sample #: A9I030186-001 LJ9NG1D2-MSD
Date Sampled...: 09/02/09 12:05 **Date Received..:** 09/03/09
Prep Date.....: 09/12/09 **Analysis Date..:** 09/15/09
Prep Batch #...: 9255095
Dilution Factor: 1

PARAMETER	SAMPLE AMOUNT	SPIKE AMT	MEASRD AMOUNT	UNITS	PERCNT RECVRY	RPD	METHOD
Perchlorate	**ND**	**5.0**	**4.6**	**ug/L**	**92**		**SW846 6850**
	ND	**5.0**	**3.6**	**ug/L**	**72 a,p**	**24**	**SW846 6850**

NOTE(S):

Calculations are performed before rounding to avoid round-off errors in calculated results.

Bold print denotes control parameters

a Spiked analyte recovery is outside stated control limits.

p Relative percent difference (RPD) is outside stated control limits.

TestAmerica Inc.
Perchlorate by 6850/DOD Handbook SAC-LC-0012

Batch Data Path D:\Masshunter\Data\perchlorate_3KNM191731VE\09152009-PERC\QuantResults\15SE09-6850-001.batch.xml

Sequence Table

Data File	Sample Name	Position	Level	Sample Type	Acq. Date & Time
15SE09-6850-005.d	Blank with IS	P2-B1		Sample	9/15/2009 14:39
15SE09-6850-006.d	ICAL_1 Perchlorate Std 0.15ng/mL	P2-B2	1	Calibration	9/15/2009 14:51
15SE09-6850-007.d	ICAL_2 Perchlorate Std 0.30ng/mL	P2-B3	2	Calibration	9/15/2009 15:04
15SE09-6850-008.d	ICAL_3 Perchlorate Std 0.50ng/mL	P2-B4	3	Calibration	9/15/2009 15:16
15SE09-6850-009.d	ICAL_4 Perchlorate Std 1.0ng/mL	P2-B5	4	Calibration	9/15/2009 15:28
15SE09-6850-010.d	ICAL_5 Perchlorate Std 2.0ng/mL	P2-B6	5	Calibration	9/15/2009 15:41
15SE09-6850-011.d	ICAL_6 Perchlorate Std 5.0ng/mL	P2-B7	6	Calibration	9/15/2009 15:53
15SE09-6850-012.d	ICAL_7 Perchlorate Std 10ng/mL	P2-B8	7	Calibration	9/15/2009 16:06
15SE09-6850-013.d	ICAL_8 Perchlorate Std 20ng/mL	P2-B9	8	Calibration	9/15/2009 16:18
15SE09-6850-014.d	ICV Perchlorate Std 5.0ng/mL	P2-C2	ICV	QC	9/15/2009 16:31
15SE09-6850-015.d	Blank with IS	P2-C1		Sample	9/15/2009 16:43
15SE09-6850-016.d	LODV Perchlorate Std 0.15ng/mL	P2-B2	LODV	QC	9/15/2009 16:55
15SE09-6850-017.d	CCV_5 Perchlorate Std 2.0ng/mL	P2-B6	CCV5	QC	9/15/2009 17:08
15SE09-6850-018.d	G9I120000-MB, 9255095, 20mL/20mL	P1-A1		Sample	9/15/2009 17:23
15SE09-6850-019.d	G9I120000-LCS, 9255095, 20mL/20mL	P1-A2	LCS	QC	9/15/2009 17:35
15SE09-6850-020.d	G9I120000-SMCS, 9255095, 20mL/20mL	P1-A3	SMCS	QC	9/15/2009 17:48
15SE09-6850-021.d	A9I030268-2 5X, 9255039, 20mL/20mL	P2-F1		Sample	9/15/2009 18:00
15SE09-6850-022.d	A9H290161-7 10X, 9253449, 20mL/20mL	P2-F2		Sample	9/15/2009 18:13
15SE09-6850-023.d	A9I030186-1, 9255039, 20mL/20mL	P1-A4		Sample	9/15/2009 18:25
15SE09-6850-024.d	A9I030186-1MS, 9255039, 20mL/20mL	P1-A5	MS	QC	9/15/2009 18:38
15SE09-6850-025.d	A9I030186-1SD, 9255039, 20mL/20mL	P1-A6	MS	QC	9/15/2009 18:54
15SE09-6850-026.d	A9I030186-2, 9255039, 20mL/20mL	P1-A7		Sample	9/15/2009 19:07
15SE09-6850-027.d	A9I030186-3, 9255039, 20mL/20mL	P1-A8		Sample	9/15/2009 19:19
15SE09-6850-028.d	CCV_4 Perchlorate Std 1.0ng/mL	P2-B5	CCV4	QC	9/15/2009 19:32
15SE09-6850-029.d	A9I030186-4, 9255039, 20mL/20mL	P1-A9		Sample	9/15/2009 19:44
15SE09-6850-030.d	A9I030186-5, 9255039, 20mL/20mL	P1-B1		Sample	9/15/2009 19:56
15SE09-6850-031.d	A9I030186-6, 9255039, 20mL/20mL	P1-B2		Sample	9/15/2009 20:09
15SE09-6850-032.d	A9I040243-1, 9255039, 20mL/20mL ✓	P1-B3		Sample	9/15/2009 20:21
15SE09-6850-033.d	A9I040243-2, 9255039, 20mL/20mL ✓	P1-B4		Sample	9/15/2009 20:36
15SE09-6850-034.d	A9I040243-3, 9255039, 20mL/20mL ✓	P1-B5		Sample	9/15/2009 20:49

TestAmerica Inc.

Perchlorate by 6850/DOD Handbook SAC-LC-0012

Data File	Sample Name	Position	Level	Sample Type	Acq. Date & Time
15SE09-6850-035.d	A9I040243-4, 9255039, 20mL/20mL	P1-B6		Sample	9/15/2009 21:01
15SE09-6850-036.d	A9I040243-6, 9255039, 20mL/20mL	P1-B7		Sample	9/15/2009 21:14
15SE09-6850-037.d	A9I040243-7, 9255039, 20mL/20mL	P1-B8		Sample	9/15/2009 21:26
15SE09-6850-038.d	A9I040243-8, 9255039, 20mL/20mL	P1-B9		Sample	9/15/2009 21:39
15SE09-6850-039.d	CCV_5 Perchlorate Std 2.0ng/mL	P2-B6	CCV5	QC	9/15/2009 21:51
15SE09-6850-040.d	A9I040243-9, 9255039, 20mL/20mL	P1-C1		Sample	9/15/2009 22:03
15SE09-6850-041.d	A9I040243-10, 9255039, 20mL/20mL	P1-C2		Sample	9/15/2009 22:16
15SE09-6850-042.d	A9I040243-11, 9255039, 20mL/20mL	P1-C3		Sample	9/15/2009 22:28
15SE09-6850-043.d	G9I040000-MB, 9247467, 20mL/20mL	P1-C4		Sample	9/15/2009 22:41
15SE09-6850-044.d	G9I040000-LCS, 9247467, 20mL/20mL	P1-C5	LCS	QC	9/15/2009 22:53
15SE09-6850-045.d	G9I040000-SMCS, 9247467, 20mL/20mL	P1-C6		Sample	9/15/2009 23:06
15SE09-6850-046.d	G9H270346-21, 9247467, 20mL/20mL	P1-C7		Sample	9/15/2009 23:18
15SE09-6850-047.d	G9H270346-21MS, 9247467, 20mL/20mL	P1-C8		Sample	9/15/2009 23:30
15SE09-6850-048.d	G9H270346-21SD, 9247467, 20mL/20mL	P1-C9		Sample	9/15/2009 23:43
15SE09-6850-049.d	G9H280335-3, 9247467, 20mL/20mL	P1-D1		Sample	9/15/2009 23:55
15SE09-6850-050.d	CCV_5 Perchlorate Std 2.0ng/mL	P2-B6	CCV5	QC	9/16/2009 0:08
15SE09-6850-051.d	G9H290183-14, 9247467, 20mL/20mL	P1-D2		Sample	9/16/2009 0:20
15SE09-6850-052.d	G9H290183-15, 9247467, 20mL/20mL	P1-D3		Sample	9/16/2009 0:33
15SE09-6850-053.d	G9I010327-10, 9247467, 20mL/20mL	P1-D4		Sample	9/16/2009 0:45
15SE09-6850-054.d	G9I010329-18, 9247467, 20mL/20mL	P1-D5		Sample	9/16/2009 0:58
15SE09-6850-055.d	G9I010329-19, 9247467, 20mL/20mL	P1-D6		Sample	9/16/2009 1:10
15SE09-6850-056.d	G9I040000-MB, 9247454, 20mL/20mL	P1-D7		Sample	9/16/2009 1:22
15SE09-6850-057.d	G9I040000-LCS, 9247454, 20mL/20mL	P1-D8	LCS	QC	9/16/2009 1:35
15SE09-6850-058.d	G9I040000-SMCS, 9247454, 20mL/20mL	P1-D9	SMCS	QC	9/16/2009 1:47
15SE09-6850-059.d	G9H290182-1, 9247454, 20mL/20mL	P1-E1		Sample	9/16/2009 2:00
15SE09-6850-060.d	G9H290182-2, 9247454, 20mL/20mL	P1-E2		Sample	9/16/2009 2:12
15SE09-6850-061.d	CCV_4 Perchlorate Std 1.0ng/mL	P2-B5	CCV4	QC	9/16/2009 2:25
15SE09-6850-062.d	G9H290182-3, 9247454, 20mL/20mL	P1-E3		Sample	9/16/2009 2:37
15SE09-6850-063.d	G9H290182-3MS, 9247454, 20mL/20mL	P1-E4	MS	QC	9/16/2009 2:49
15SE09-6850-064.d	G9H290182-3SD, 9247454, 20mL/20mL	P1-E5	MS	QC	9/16/2009 3:02
15SE09-6850-065.d	G9H290182-4, 9247454, 20mL/20mL	P1-E6		Sample	9/16/2009 3:14
15SE09-6850-066.d	G9H290182-5, 9247454, 20mL/20mL	P1-E7		Sample	9/16/2009 3:27
15SE09-6850-067.d	A9I020192-1 RI, 9254350, 20mL/20mL	P1-E8		Sample	9/16/2009 3:39
15SE09-6850-068.d	G9I150000-MB, 9258425, 20mL/20mL	P1-E9	MS	QC	9/16/2009 3:52
15SE09-6850-069.d	G9I150000-LCS, 9258425, 20mL/20mL	P1-F1	MS	QC	9/16/2009 4:04
15SE09-6850-070.d	G9I150000-SMCS, 9258425, 20mL/20mL	P1-F2		Sample	9/16/2009 4:16

TestAmerica Inc.

Perchlorate by 6850/DOD Handbook SAC-LC-0012

Data File	Sample Name	Position	Level	Sample Type	Acq. Date & Time
15SE09-6850-071.d	A9I050193-1, 9258425, 20mL/20mL	P1-F3		Sample	9/16/2009 4:29
15SE09-6850-072.d	CCV_5 Perchlorate Std 2.0ng/mL	P2-B6	CCV5	QC	9/16/2009 4:41
15SE09-6850-073.d	A9I050193-1MS, 9258425, 20mL/20mL	P1-F4		Sample	9/16/2009 4:54
15SE09-6850-074.d	A9I050193-1SD, 9258425, 20mL/20mL	P1-F5		Sample	9/16/2009 5:06
15SE09-6850-075.d	A9I050193-2, 9258425, 20mL/20mL	P1-F6		Sample	9/16/2009 5:19
15SE09-6850-076.d	A9I050193-3, 9258425, 20mL/20mL	P1-F7		Sample	9/16/2009 5:31
15SE09-6850-077.d	A9I090172-1, 9258425, 20mL/20mL	P1-F8		Sample	9/16/2009 5:43
15SE09-6850-078.d	A9I090172-2, 9258425, 20mL/20mL	P1-F9		Sample	9/16/2009 5:56
15SE09-6850-079.d	A9I090172-3, 9258425, 20mL/20mL	P2-E1	LCS	QC	9/16/2009 6:08
15SE09-6850-080.d	A9I090172-4, 9258425, 20mL/20mL	P2-E2	SMCS	QC	9/16/2009 6:21
15SE09-6850-081.d	A9I090172-7, 9258425, 20mL/20mL	P2-E3		Sample	9/16/2009 6:33
15SE09-6850-082.d	A9I090172-8, 9258425, 20mL/20mL	P2-E4		Sample	9/16/2009 6:46
15SE09-6850-083.d	CCV_4 Perchlorate Std 1.0ng/mL	P2-B5	CCV4	QC	9/16/2009 6:58
15SE09-6850-084.d	A9I090172-9, 9258425, 20mL/20mL	P2-E5		Sample	9/16/2009 7:10
15SE09-6850-085.d	A9I090172-10, 9258425, 20mL/20mL	P2-E6	MS	QC	9/16/2009 7:23
15SE09-6850-086.d	A9I090172-11, 9258425, 20mL/20mL	P2-E7	MS	QC	9/16/2009 7:35
15SE09-6850-087.d	A9I090172-12, 9258425, 20mL/20mL	P2-E8		Sample	9/16/2009 7:48
15SE09-6850-088.d	A9I090172-13, 9258425, 20mL/20mL	P2-E9		Sample	9/16/2009 8:00
15SE09-6850-089.d	A9I030186-1SD RI, 9255039, 20mL/20mL	P1-A6	MS	QC	9/16/2009 8:13
15SE09-6850-090.d	G9H270346-1 RI, 9240360, 2.99g/10mL	P2-F4		Sample	9/16/2009 8:25
15SE09-6850-091.d	G9H270346-2 RI, 9240360, 3.01g/10mL	P2-F5		Sample	9/16/2009 8:37
15SE09-6850-092.d	G9H270346-5 RI, 9240360, 3.01g/10mL	P2-F6		Sample	9/16/2009 8:50
15SE09-6850-093.d	G9H270346-11 RI, 9240360, 3.00g/10mL	P2-F7		Sample	9/16/2009 9:02
15SE09-6850-094.d	CCV_5 Perchlorate Std 2.0ng/mL	P2-B6	CCV5	QC	9/16/2009 9:15
15SE09-6850-095.d	LODV Perchlorate Std 0.15ng/mL	P2-B2	LODV	QC	9/16/2009 9:27
15SE09-6850-096.d	LODV Perchlorate Std 0.15ng/mL	P2-B2	LODV	QC	9/16/2009 9:40

Quantitation Results

Compound *Perchlorate*

Data File	Compound	Sample Type	Exp Conc	Response	Accuracy	Final Conc.
15SE09-6850-005.d	Perchlorate	Sample				
15SE09-6850-006.d	Perchlorate	Calibration	0.1500	2408	116.6	
15SE09-6850-007.d	Perchlorate	Calibration	0.3000	4697	101.6	
15SE09-6850-008.d	Perchlorate	Calibration	0.5000	7902	98.2	
15SE09-6850-009.d	Perchlorate	Calibration	1.0000	15709	94.2	
15SE09-6850-010.d	Perchlorate	Calibration	2.0000	31935	97.6	

TestAmerica Inc.

Perchlorate by 6850/DOD Handbook SAC-LC-0012

Data File	Compound	Sample Type	Exp Conc	Response	Accuracy	Final Conc
15SE09-6850-011.d	Perchlorate	Calibration	5.0000	78987	91.0	
15SE09-6850-012.d	Perchlorate	Calibration	10.0000	157491	96.2	
15SE09-6850-013.d	Perchlorate	Calibration	20.0000	319442	104.6	
15SE09-6850-014.d	Perchlorate	QC	5.0000	78506	95.3	
15SE09-6850-015.d	Perchlorate	Sample				
15SE09-6850-016.d	Perchlorate	QC	0.1500	2254	113.7	
15SE09-6850-017.d	Perchlorate	QC	2.0000	32347	102.8	
15SE09-6850-018.d	Perchlorate	Sample				
15SE09-6850-019.d	Perchlorate	QC	5.0000	70929	95.6	
15SE09-6850-020.d	Perchlorate	QC	0.5000	70309	933.8	
15SE09-6850-021.d	Perchlorate	Sample		161056		
15SE09-6850-022.d	Perchlorate	Sample		149601		
15SE09-6850-023.d	Perchlorate	Sample		381		
15SE09-6850-024.d	Perchlorate	QC	5.0000	73398	92.2	
15SE09-6850-025.d	Perchlorate	QC	5.0000	81344	72.5	
15SE09-6850-026.d	Perchlorate	Sample		294		
15SE09-6850-027.d	Perchlorate	Sample				
15SE09-6850-028.d	Perchlorate	QC	1.0000	13971	91.6	
15SE09-6850-029.d	Perchlorate	Sample				
15SE09-6850-030.d	Perchlorate	Sample		653		
15SE09-6850-031.d	Perchlorate	Sample		286		
15SE09-6850-032.d	Perchlorate	Sample				
15SE09-6850-033.d	Perchlorate	Sample				
15SE09-6850-034.d	Perchlorate	Sample		1725		
15SE09-6850-035.d	Perchlorate	Sample		1291		
15SE09-6850-036.d	Perchlorate	Sample		9396		
15SE09-6850-037.d	Perchlorate	Sample		852		
15SE09-6850-038.d	Perchlorate	Sample		366		
15SE09-6850-039.d	Perchlorate	QC	2.0000	29838	98.6	
15SE09-6850-040.d	Perchlorate	Sample		321		
15SE09-6850-041.d	Perchlorate	Sample				
15SE09-6850-042.d	Perchlorate	Sample		87544		

TestAmerica Inc.
Perchlorate by 6850/DOD Handbook SAC-LC-0012

15SE09-6850-043.d	Perchlorate	Sample			
15SE09-6850-044.d	Perchlorate	QC	5.0000	6886	9.3
15SE09-6850-045.d	Perchlorate	Sample		7106	
15SE09-6850-046.d	Perchlorate	Sample			
15SE09-6850-047.d	Perchlorate	Sample		6817	
15SE09-6850-048.d	Perchlorate	Sample		7084	
15SE09-6850-049.d	Perchlorate	Sample			
15SE09-6850-050.d	Perchlorate	QC	2.0000	30045	95.2
15SE09-6850-051.d	Perchlorate	Sample			
15SE09-6850-052.d	Perchlorate	Sample			
15SE09-6850-053.d	Perchlorate	Sample			
15SE09-6850-054.d	Perchlorate	Sample			
15SE09-6850-055.d	Perchlorate	Sample			
15SE09-6850-056.d	Perchlorate	Sample			
15SE09-6850-057.d	Perchlorate	QC	5.0000	7051	9.3
15SE09-6850-058.d	Perchlorate	QC	0.5000	8251	97.2
15SE09-6850-059.d	Perchlorate	Sample		465	
15SE09-6850-060.d	Perchlorate	Sample		577	
15SE09-6850-061.d	Perchlorate	QC	1.0000	14258	89.7
15SE09-6850-062.d	Perchlorate	Sample		505	
15SE09-6850-063.d	Perchlorate	QC	5.0000	7873	10.2
15SE09-6850-064.d	Perchlorate	QC	5.0000	7624	10.3
15SE09-6850-065.d	Perchlorate	Sample		445	
15SE09-6850-066.d	Perchlorate	Sample		596	
15SE09-6850-067.d	Perchlorate	Sample		915	
15SE09-6850-068.d	Perchlorate	QC	5.0000		
15SE09-6850-069.d	Perchlorate	QC	5.0000	71018	93.2
15SE09-6850-070.d	Perchlorate	Sample		78252	
15SE09-6850-071.d	Perchlorate	Sample			
15SE09-6850-072.d	Perchlorate	QC	2.0000	30425	99.7
15SE09-6850-073.d	Perchlorate	Sample		87203	
15SE09-6850-074.d	Perchlorate	Sample		73784	

15SE09-6850-075.d	Perchlorate	Sample		3265	
15SE09-6850-076.d	Perchlorate	Sample			
15SE09-6850-077.d	Perchlorate	Sample		825	
15SE09-6850-078.d	Perchlorate	Sample			
15SE09-6850-079.d	Perchlorate	QC	5.0000		
15SE09-6850-080.d	Perchlorate	QC	0.5000		
15SE09-6850-081.d	Perchlorate	Sample			
15SE09-6850-082.d	Perchlorate	Sample			
15SE09-6850-083.d	Perchlorate	QC	1.0000	14985	94.2
15SE09-6850-084.d	Perchlorate	Sample			
15SE09-6850-085.d	Perchlorate	QC	5.0000		
15SE09-6850-086.d	Perchlorate	QC	5.0000		
15SE09-6850-087.d	Perchlorate	Sample			
15SE09-6850-088.d	Perchlorate	Sample			
15SE09-6850-089.d	Perchlorate	QC	5.0000	72113	68.9
15SE09-6850-090.d	Perchlorate	Sample		1198	
15SE09-6850-091.d	Perchlorate	Sample		1274	
15SE09-6850-092.d	Perchlorate	Sample		788	
15SE09-6850-093.d	Perchlorate	Sample		960	
15SE09-6850-094.d	Perchlorate	QC	2.0000	31448	98.2
15SE09-6850-095.d	Perchlorate	QC	0.1500	2785	125.7
15SE09-6850-096.d	Perchlorate	QC	0.1500	2392	110.2

Compound *Perchlorate-(35Cl18O4)*

Data File	Compound	Sample Type	Exp Conc	Response	Accuracy	Final Conc.
15SE09-6850-005.d	Perchlorate-(35Cl18O4)	Sample		162283		
15SE09-6850-006.d	Perchlorate-(35Cl18O4)	Calibration	10.0000	168344		
15SE09-6850-007.d	Perchlorate-(35Cl18O4)	Calibration	10.0000	172255		
15SE09-6850-008.d	Perchlorate-(35Cl18O4)	Calibration	10.0000	172421		
15SE09-6850-009.d	Perchlorate-(35Cl18O4)	Calibration	10.0000	172901		
15SE09-6850-010.d	Perchlorate-(35Cl18O4)	Calibration	10.0000	166694		
15SE09-6850-011.d	Perchlorate-(35Cl18O4)	Calibration	10.0000	175281		

TestAmerica Inc.
Perchlorate by 6850/DOD Handbook SAC-LC-0012

15SE09-6850-012.d	Perchlorate-(35Cl18O4)	Calibration	10.0000	164614	
15SE09-6850-013.d	Perchlorate-(35Cl18O4)	Calibration	10.0000	153287	AVG: 168225
15SE09-6850-014.d	Perchlorate-(35Cl18O4)	QC	10.0000	166205	
15SE09-6850-015.d	Perchlorate-(35Cl18O4)	Sample		170201	
15SE09-6850-016.d	Perchlorate-(35Cl18O4)	QC	10.0000	162571	
15SE09-6850-017.d	Perchlorate-(35Cl18O4)	QC	10.0000	160079	
15SE09-6850-018.d	Perchlorate-(35Cl18O4)	Sample		163864	
15SE09-6850-019.d	Perchlorate-(35Cl18O4)	QC	10.0000	149779	
15SE09-6850-020.d	Perchlorate-(35Cl18O4)	QC	10.0000	151952	
15SE09-6850-021.d	Perchlorate-(35Cl18O4)	Sample		199553	
15SE09-6850-022.d	Perchlorate-(35Cl18O4)	Sample		187537	
15SE09-6850-023.d	Perchlorate-(35Cl18O4)	Sample		162648	
15SE09-6850-024.d	Perchlorate-(35Cl18O4)	QC	10.0000	160633	
15SE09-6850-025.d	Perchlorate-(35Cl18O4)	QC	10.0000	226934	
15SE09-6850-026.d	Perchlorate-(35Cl18O4)	Sample		156708	
15SE09-6850-027.d	Perchlorate-(35Cl18O4)	Sample		159520	
15SE09-6850-028.d	Perchlorate-(35Cl18O4)	QC	10.0000	158282	
15SE09-6850-029.d	Perchlorate-(35Cl18O4)	Sample		178332	
15SE09-6850-030.d	Perchlorate-(35Cl18O4)	Sample		158749	
15SE09-6850-031.d	Perchlorate-(35Cl18O4)	Sample		158636	
15SE09-6850-032.d	Perchlorate-(35Cl18O4)	Sample		167704	
15SE09-6850-033.d	Perchlorate-(35Cl18O4)	Sample		167799	
15SE09-6850-034.d	Perchlorate-(35Cl18O4)	Sample		258538	- HIGH
15SE09-6850-035.d	Perchlorate-(35Cl18O4)	Sample		160954	
15SE09-6850-036.d	Perchlorate-(35Cl18O4)	Sample		157525	
15SE09-6850-037.d	Perchlorate-(35Cl18O4)	Sample		156106	
15SE09-6850-038.d	Perchlorate-(35Cl18O4)	Sample		168819	
15SE09-6850-039.d	Perchlorate-(35Cl18O4)	QC	10.0000	154068	
15SE09-6850-040.d	Perchlorate-(35Cl18O4)	Sample		171723	
15SE09-6850-041.d	Perchlorate-(35Cl18O4)	Sample		167261	
15SE09-6850-042.d	Perchlorate-(35Cl18O4)	Sample		151370	

UCL 252337
LCL 84112
DEL 9-17-09

15SE09-6850-043.d	Perchlorate-(35Cl1804)	Sample		163783
15SE09-6850-044.d	Perchlorate-(35Cl1804)	QC	10.0000	159984
15SE09-6850-045.d	Perchlorate-(35Cl1804)	Sample		165208
15SE09-6850-046.d	Perchlorate-(35Cl1804)	Sample		157722
15SE09-6850-047.d	Perchlorate-(35Cl1804)	Sample		161743
15SE09-6850-048.d	Perchlorate-(35Cl1804)	Sample		158305
15SE09-6850-049.d	Perchlorate-(35Cl1804)	Sample		158325
15SE09-6850-050.d	Perchlorate-(35Cl1804)	QC	10.0000	160791
15SE09-6850-051.d	Perchlorate-(35Cl1804)	Sample		176748
15SE09-6850-052.d	Perchlorate-(35Cl1804)	Sample		159380
15SE09-6850-053.d	Perchlorate-(35Cl1804)	Sample		164876
15SE09-6850-054.d	Perchlorate-(35Cl1804)	Sample		159326
15SE09-6850-055.d	Perchlorate-(35Cl1804)	Sample		163333
15SE09-6850-056.d	Perchlorate-(35Cl1804)	Sample		161494
15SE09-6850-057.d	Perchlorate-(35Cl1804)	QC	10.0000	163767
15SE09-6850-058.d	Perchlorate-(35Cl1804)	QC	10.0000	182049
15SE09-6850-059.d	Perchlorate-(35Cl1804)	Sample		165174
15SE09-6850-060.d	Perchlorate-(35Cl1804)	Sample		165504
15SE09-6850-061.d	Perchlorate-(35Cl1804)	QC	10.0000	165037
15SE09-6850-062.d	Perchlorate-(35Cl1804)	Sample		177726
15SE09-6850-063.d	Perchlorate-(35Cl1804)	QC	10.0000	165426
15SE09-6850-064.d	Perchlorate-(35Cl1804)	QC	10.0000	158366
15SE09-6850-065.d	Perchlorate-(35Cl1804)	Sample		163306
15SE09-6850-066.d	Perchlorate-(35Cl1804)	Sample		154400
15SE09-6850-067.d	Perchlorate-(35Cl1804)	Sample		157275
15SE09-6850-068.d	Perchlorate-(35Cl1804)	QC	10.0000	151799
15SE09-6850-069.d	Perchlorate-(35Cl1804)	QC	10.0000	153717

TestAmerica Inc.

Perchlorate by 6850/DOD Handbook SAC-LC-0012

Data File	Compound	Sample Type	Exp Conc	Response	Accuracy	Final Conc
15SE09-6850-070.d	Perchlorate-(35Cl1804)	Sample		163296		
15SE09-6850-071.d	Perchlorate-(35Cl1804)	Sample		163497		
15SE09-6850-072.d	Perchlorate-(35Cl1804)	QC	10.0000	155460		
15SE09-6850-073.d	Perchlorate-(35Cl1804)	Sample		185397		
15SE09-6850-074.d	Perchlorate-(35Cl1804)	Sample		159891		
15SE09-6850-075.d	Perchlorate-(35Cl1804)	Sample		160074		
15SE09-6850-076.d	Perchlorate-(35Cl1804)	Sample		168235		
15SE09-6850-077.d	Perchlorate-(35Cl1804)	Sample		157756		
15SE09-6850-078.d	Perchlorate-(35Cl1804)	Sample		173366		
15SE09-6850-079.d	Perchlorate-(35Cl1804)	QC	10.0000	153539		
15SE09-6850-080.d	Perchlorate-(35Cl1804)	QC	10.0000	167416		
15SE09-6850-081.d	Perchlorate-(35Cl1804)	Sample		165201		
15SE09-6850-082.d	Perchlorate-(35Cl1804)	Sample		168706		
15SE09-6850-083.d	Perchlorate-(35Cl1804)	QC	10.0000	165016		
15SE09-6850-084.d	Perchlorate-(35Cl1804)	Sample		167709		
15SE09-6850-085.d	Perchlorate-(35Cl1804)	QC	10.0000	159156		
15SE09-6850-086.d	Perchlorate-(35Cl1804)	QC	10.0000	161130		
15SE09-6850-087.d	Perchlorate-(35Cl1804)	Sample		170145		
15SE09-6850-088.d	Perchlorate-(35Cl1804)	Sample		158904		
15SE09-6850-089.d	Perchlorate-(35Cl1804)	QC	10.0000	211642		
15SE09-6850-090.d	Perchlorate-(35Cl1804)	Sample		147180		
15SE09-6850-091.d	Perchlorate-(35Cl1804)	Sample		151953		
15SE09-6850-092.d	Perchlorate-(35Cl1804)	Sample		153598		
15SE09-6850-093.d	Perchlorate-(35Cl1804)	Sample		145021		
15SE09-6850-094.d	Perchlorate-(35Cl1804)	QC	10.0000	163101		
15SE09-6850-095.d	Perchlorate-(35Cl1804)	QC	10.0000	177906		
15SE09-6850-096.d	Perchlorate-(35Cl1804)	QC	10.0000	179246		

Tetra Tech NUS **INTERNAL CORRESPONDENCE**

TO: **D. MURALI** **DATE:** **OCTOBER 25, 2009**

FROM: **A. COGNETTI** **COPIES:** **DV FILE**

SUBJECT: **ORGANIC DATA VALIDATION-**
VOLATILE ORGANIC COMPOUNDS/ORGANIC VOLATILE GASES/OV SIM/GRO/DRO
MARTIN STATE AIRPORT GW SAMPLING – FULL REVIEW
SAMPLE DELIVERY GROUP (SDG) 9I04243

SAMPLES: 15Aqueous/VOC

MSA-DMW-10S-090409	MSA-DMW1A-090409	MSA-DMW1B-090409
MSA-DMW2A-090309	MSA-DMW3I-090309	MSA-DMW3S-090309
MSA-DMW4D-090309	MSA-DMW4S-090309	MSA-DMW5S-090309
MSA-DMW6D-090309	MSA-DMW6I-090309	MSA-DMW6S-090309
MSA-MW29A-090309	TB-090309-01	TB-090409-02

2/Aqueous/OVG

MSA-DMW4D-090309	MSA-DMW4S-090309

13/Aqueous/OV SIM

MSA-DMW-10S-090409	MSA-DMW1A-090409	MSA-DMW1B-090409
MSA-DMW2A-090309	MSA-DMW3I-090309	MSA-DMW3S-090309
MSA-DMW4D-090309	MSA-DMW4S-090309	MSA-DMW5S-090309
MSA-DMW6D-090309	MSA-DMW6I-090309	MSA-DMW6S-090309
MSA-MW29A-090309		

5/Aqueous/GRO/DRO

MSA-DMW10S-090409	MSA-DMW3S-090309	MSA-DMW4S-090309
MSA-DMW5S-090309	MSA-DMW6S-090309	

Overview

The sample set for MSA GW SAMPLING, SDG 9I04243 consists of fifteen (15) aqueous samples. All samples were analyzed for volatile organic compounds (VOC). Two aqueous environmental samples, MSA-DMW4D-090309 and MSA-DMW4S-090309, were analyzed for organic volatile gases (OVG). Thirteen aqueous environmental samples were analyzed for 1,4-dioxane in the organic volatile SIM fraction. Five aqueous samples, MSA-DMW10S-090409, MSA-DMW3S-090309, MSA-DMW4S-090309, MSA-DMW5S-090309 and MSA-DMW6S-090309, were analyzed for gasoline range organics (GRO) and diesel range organics (DRO).

The samples were collected on September 4 and 5, 2009 and analyzed by Test America Laboratories, Inc. Volatile organic compound analyses were conducted in accordance to SW-846 Method 8260B. OVG analyses followed method RSK SOP-175.The analyses for 1,4-dioxane followed SW-846 Method 8260B in Selective Ion Monitoring (SIM) mode. GRO and DRO analyses followed SW-846 Method 8015B.

Summary

The data contained in this SDG were validated with regard to the following parameters: data completeness, system performance, holding times, GC/MS tuning, initial / continuing calibrations, laboratory method blank results, surrogate spike/internal standard recoveries, laboratory control sample results, matrix spike/matrix spike duplicate results, compound identification, compound quantitation, and detection limits.

Areas of concern with respect to data quality are listed below.

Major Problems

- In the volatile initial calibration of instrument A3UX11 on September 17, 2009, tert-butyl alcohol had a mean relative retention factor (RRF) less than the 0.05 quality control criteria. The nondetected results in the affected samples MSA-DMW10S-090409, MSA-DMW1A-090409, MSA-DMW1B-09409 and TB-090409-02 were qualified as rejected (UR).

- In the volatile initial calibration of instrument A3UX15 on July 21, 2009 and the continuing calibration on September 15, 2009 @9:19, tert-butyl alcohol had a mean RRF less than the 0.05 quality control criteria. The nondetected results in the affected samples MSA-DMW2A-090309, MSA-DMW3I-090309, MSA-DMW3S-090309, MSA-DMW4D-090309, MSA-DMW4S-090309, MSA-DMW5S-090309, MSA-DMW6D-090309, MSA-DMW6I-090309, MSA-DMW6S-090309, MSA-MW29A-090309 and TB-090309-01 were qualified as rejected (UR).

Minor Problems

- Laboratory contaminants were detected in the volatile fraction in several method blanks and trip blanks.

BLANK	Contaminant	Maximum Concentration (ug/L)	Action Level (ug/L)	Affected Samples
LKVPR1AA	Methylene chloride	0.62	6.2	MSA-DMW6S-090309, MSA-DMW6I-090309, MSA-DMW6D-090309, MSA-DMW2A-090309, MSA-DMW5S-090309, MSA-MW29D-090309, MSA-DMW3I-090309, MSA-DMW3S-090309, MSA-DMW4S-090309, MSA-DMW4D-090309
LK2MN1AA	Hexachlorobutadiene Tert-butyl alcohol	0.34 8.3	1.7 41.5	MSA-DMW-10S-090409, MSA-DMW1A-090409, MSA-DMW1B-090409

BLANK	Contaminant	Maximum Concentration (ug/L)	Action Level (ug/L)	Affected Samples
TB-090309-01	Acetone Toluene	9.0 0.94	90.0 4.7	MSA-DMW2A-090309, MSA-DMW3I-090309, MSA-DMW3S-090309, MSA-DMW4D-090309, MSA-DMW4S-090309, MSA-DMW5S-090309, MSA-DMW6D-090309, MSA-DMW6I-090309, MSA-DMW6S-090309, MSA-DW29D-090309
TB-090409-02	Acetone	3.4	34.0	MSA-DMW10S-090409
	Carbon disulfide	0.64	3.2	MSA-DMW1A-090409
	Chloroform	2.9	14.5	MSA-DMW1B-090409
	Naphthalene	0.67	3.35	

An action level of 5X the maximum concentration level has been used in order to evaluate sample data for blank contamination. Methylene chloride and acetone, common laboratory contaminants, action level was 10X the maximum concentration of methylene chloride and acetone. Positive results less than the action level were qualified (B) as a result of blank contamination. Sample aliquot and dilution factors were taken into account in validation of data. No action was taken on the nondetected results in the affected samples. Trip blanks are not qualified for laboratory blank contamination.

- The positive detection of methylene chloride in sample MSA-DMW1A-090409 was qualified (B) because the result is suspected to be a false positive in the opinion of the data reviewer. Methylene chloride, a common laboratory contaminant, was not detected in the method blank associated with this sample. Sample MSA-DMW1A-090409 was diluted 200X. However, taking this dilution factor into account, the concentration of methylene chloride in this sample would be below the adjusted action level found in method blank LKVPR1AA.

- The initial calibration of instrument A3UX11 on September 17, 2009, acetone and bromoform had a percent relative standard deviation (%RSD) greater than the 30% quality control limit but less than 50%. The positive detection of acetone in TB-090409-02 was qualified as estimated (J) due to this noncompliance. No action was warranted on the nondetected results for acetone and bromoform in the affected samples MSA-DMW10S-090409, MSA-DMW1A-090409 and MSA-DMW1B-090409.

- The OV SIM continuing calibration of instrument GCMS33 on September 16, 2009 @ 8:47, 1,4-dioxane had a percent difference (%D) greater than the 20% quality control limit and greater than 50%. Positive detections for 1,4-dioxane in the affected samples MSA-DMW-10S-090409, MSA-DMW1B-090409, MSA-DMW1A-090409 and MSA-DMW5S-090309 were qualified as estimated (J). The nondetected result in sample MSA-DMW6I-090309 was qualified (UJ) due to this noncompliance.

- Positive results reported below the reporting limit (RL) but above the method detection limit (MDL) for the organic analyses were qualified as estimated, (J).

Notes

The continuing calibration on September 15, 2009 @ 9:19 for instrument A3UX15, several analytes had a percent difference (%D) greater than the 25% quality control limit but less than 50%. These analytes include dichlorodifluoromethane, vinyl acetate, carbon tetrachloride and 1,1,1,2-tetrachloroethane. No action was necessary on the nondetected results in the affected samples MSA-DMW2A-090309, MSA-DMW3I-090309, MSA-DMW3S-090309, MSA-DMW4D-090309, MSA-DMW4S-090309, MSA-DMW5S-090309, MSA-DMW6D-090309, MSA-DMW6I-090309, MSA-DMW6S-090309, MSA-MW29A-090309 and TB-090309-01.

DRO was found in the laboratory method blank affecting all samples analyzed for DRO.

Contaminant	Maximum Concentration (ug/L)	Action Level (ug/L)
DRO	33.0	165.0

An action level of 5X the maximum concentration level has been used in order to evaluate sample data for blank contamination. Sample aliquot and dilution factors were taken into account in validation of data. All samples had positive detections greater than the action level. No validation action was necessary.

Samples were diluted in the volatile fraction as follows in order to obtain concentrations of several analytes within calibration range.

Sample	Dilution Factor
MSA-DMW10S-090409	5X
MSA-DMW1A-090409	200X
MSA-DMW1B-090409	90.91X
MSA-DMW2A-090309	500X
MSA-DMW3I-090309	500X
MSA-DMW3S-090309	83.33X
MSA-DMW4D-090309	166.67X
MSA-DMW4S-090309	20X
MSA-DMW5S-090309	250X

Therefore, nondetected detection limits are elevated due to the dilution.

According to the Statement of Work, non-detected organic results must be reported down to the Method Detection Limit. Results were amended to have all nondetected results reported down to the Method Detection Limit.

EXECUTIVE SUMMARY

Laboratory Performance Issues: Tert-butyl alcohol had RRF less than quality control limits in the initial and continuing calibrations. Several contaminants were detected in the method blanks and trip blanks. Acetone had a high %RSD in the initial calibration resulting in the qualification of the positive detection in sample TB-090409-02. Continuing calibration %D was outside quality control limits for 1,4-dioxane resulting in the qualification of samples.

Other Factors Affecting Data Quality: None.

The data for these analyses were reviewed with reference to the Region III EPA Functional Guidelines for Organic Data Validation (9/94), and the Department of Defense (DoD) document entitled "Quality Systems Manual (QSM) for Environmental Laboratories" (January 2006).

The text of this report has been formulated to address only those problem areas affecting data quality.

Ann Cognetti
Tetra Tech NUS
Ann Cognetti
Chemist/Data Validator

TetraTech NUS
Joseph A. Samchuck
Data Validation Quality Assurance Officer

Attachments:
Appendix A – Qualified Analytical Results
Appendix B – Results as Reported by the Laboratory
Appendix C – Support Documentation

Appendix A

Qualified Analytical Results

Data Validation Qualifier Codes:

A = Lab Blank Contamination
B = Field Blank Contamination
C = Calibration Noncompliance (e.g. % RSDs, %Ds, ICVs, CCVs, RRFs, etc.)
C01 = GC/MS Tuning Noncompliance
D = MS/MSD Recovery Noncompliance
E = LCS/LCSD Recovery Noncompliance
F = Lab Duplicate Imprecision
G = Field Duplicate Imprecision
H = Holding Time Exceedance
I = ICP Serial Dilution Noncompliance
J = GFAA PDS - GFAA MSA's $r < 0.995$
K = ICP Interference - includes ICS % R Noncompliance
L = Instrument Calibration Range Exceedance
M = Sample Preservation Noncompliance
N = Internal Standard Noncompliance
N01 = Internal Standard Recovery Noncompliance Dioxins
N02 = Recovery Standard Noncompliance Dioxins
N03 = Clean-up Standard Noncompliance Dioxins
O = Poor Instrument Performance (e.g. base-line drifting)
P = Uncertainty near detection limit (< 2 x IDL for inorganics and <CRQL for organics)
Q = Other problems (can be any number of issues; e.g. poor chromatography,interferences, etc.)
R = Surrogates Recovery Noncompliance
S = Pesticide/PCB Resolution
T = % Breakdown Noncompliance for DDT and Endrin
U = % Difference between columns/detectors >25% for positive results determined via GC/HPLC
V = Non-linear calibrations; correlation coefficient $r < 0.995$
W = EMPC result
X = Signal to noise response drop
Y = Percent solids <30%
Z = Uncertainty at 2 sigma deviation is greater than sample activity

PROJ_NO: 02298	NSAMPLE	MSA-DMW10S-090409			MSA-DMW1A-090409			MSA-DMW1B-090409			MSA-DMW2A-090309		
SDG: 9I04243	LAB_ID	A9I050193001			A9I050193002			A9I050193003			A9I040243004		
FRACTION: OV	SAMP_DATE	9/4/2009			9/4/2009			9/4/2009			9/3/2009		
MEDIA: WATER	QC_TYPE	NM			NM			NM			NM		
	UNITS	UG/L			UG/L			UG/L			UG/L		
	PCT_SOLIDS	0.0			0.0			0.0			0.0		
	DUP_OF												
PARAMETER		RESULT	VQL	QLCD	RESULT	VQL	QLCD	RESULT	VQL	QLCD	RESULT	VQL	QLCD
1,1,1,2-TETRACHLOROETHANE		1.2	U		46	U		21	U		120	U	
1,1,1-TRICHLOROETHANE		1.1	U		44	U		20	U		110	U	
1,1,2,2-TETRACHLOROETHANE		0.9	U		36	U		16	U		90	U	
1,1,2-TRICHLOROTRIFLUOROETHANE		1.4	U		56	U		25	U		140	U	
1,1-DICHLOROETHANE		0.75	U		30	U		14	U		75	U	
1,1-DICHLOROETHENE		0.95	U		38	U		17	U		95	U	
1,1-DICHLOROPROPENE		0.65	U		26	U		12	U		65	U	
1,2,3-TRICHLOROBENZENE		0.85	U		34	U		15	U		85	U	
1,2,3-TRICHLOROPROPANE		2.2	U		86	U		39	U		220	U	
1,2,3-TRIMETHYLBENZENE		0.03	U		1.2	U		0.54	U		3	U	
1,2,4-TRICHLOROBENZENE		0.75	U		30	U		14	U		520		
1,2,4-TRIMETHYLBENZENE		0.6	U		24	U		11	U		60	U	
1,2-DIBROMO-3-CHLOROPROPANE		3.4	U		130	U		61	U		340	U	
1,2-DIBROMOETHANE		1.2	U		48	U		22	U		120	U	
1,2-DICHLOROBENZENE		0.65	U		26	U		12	U		65	U	
1,2-DICHLOROETHANE		1.1	U		44	U		20	U		140	J	P
1,2-DICHLOROPROPANE		0.9	U		36	U		16	U		90	U	
1,3-DICHLOROBENZENE		0.7	U		28	U		13	U		70	U	
1,3-DICHLOROPROPANE		0.8	U		32	U		15	U		80	U	
1,4-DICHLOROBENZENE		0.65	U		26	U		12	U		65	U	
2,2-DICHLOROPROPANE		0.65	U		26	U		12	U		65	U	
2-BUTANONE		2.8	U		110	U		52	U		280	U	
2-CHLOROETHYL VINYL ETHER		5	U		200	U		90	U		500	U	
2-CHLOROTOLUENE		0.55	U		22	U		10	U		55	U	
2-HEXANONE		2	U		82	U		37	U		200	U	
4-CHLOROTOLUENE		0.9	U		36	U		16	U		90	U	
4-ISOPROPYLTOLUENE		0.6	U		24	U		11	U		60	U	
4-METHYL-2-PENTANONE		1.6	U		64	U		29	U		160	U	
ACETONE		5.5	U		220	U		100	U		550	U	
BENZENE		1.5	J	P	26	U		12	U		65	U	
BROMOBENZENE		0.65	U		26	U		12	U		65	U	
BROMOCHLOROMETHANE		1.4	U		58	U		26	U		140	U	
BROMODICHLOROMETHANE		0.75	U		30	U		14	U		75	U	
BROMOFORM		3.2	U		130	U		58	U		320	U	
BROMOMETHANE		2	U		82	U		37	U		200	U	
CARBON DISULFIDE		0.65	U		26	U		12	U		65	U	

PROJ_NO: 02298	NSAMPLE	MSA-DMW3I-090309			MSA-DMW3S-090309			MSA-DMW4D-090309			MSA-DMW4S-090309		
SDG: 9I04243	LAB_ID	A9I040243008			A9I040243009			A9I040243011			A9I040243010		
FRACTION: OV	SAMP_DATE	9/3/2009			9/3/2009			9/3/2009			9/3/2009		
MEDIA: WATER	QC_TYPE	NM			NM			NM			NM		
	UNITS	UG/L			UG/L			UG/L			UG/L		
	PCT_SOLIDS	0.0			0.0			0.0			0.0		
	DUP_OF												
PARAMETER		RESULT	VQL	QLCD	RESULT	VQL	QLCD	RESULT	VQL	QLCD	RESULT	VQL	QLCD
1,1,1,2-TETRACHLOROETHANE		120	U		19	U		38	U		4.6	U	
1,1,1-TRICHLOROETHANE		110	U		18	U		37	U		4.4	U	
1,1,2,2-TETRACHLOROETHANE		90	U		15	U		30	U		3.6	U	
1,1,2-TRICHLOROTRIFLUOROETHANE		140	U		23	U		47	U		5.6	U	
1,1-DICHLOROETHANE		75	U		12	U		25	U		3	U	
1,1-DICHLOROETHENE		95	U		16	U		32	U		11	J	P
1,1-DICHLOROPROPENE		65	U		11	U		22	U		2.6	U	
1,2,3-TRICHLOROBENZENE		85	U		14	U		28	U		3.4	U	
1,2,3-TRICHLOROPROPANE		220	U		36	U		72	U		8.6	U	
1,2,3-TRIMETHYLBENZENE		3	U		0.49	U		0.98	U		0.12	U	
1,2,4-TRICHLOROBENZENE		560			12	U		25	U		3	U	
1,2,4-TRIMETHYLBENZENE		60	U		10	U		20	U		2.4	U	
1,2-DIBROMO-3-CHLOROPROPANE		340	U		56	U		110	U		13	U	
1,2-DIBROMOETHANE		120	U		20	U		40	U		4.8	U	
1,2-DICHLOROBENZENE		65	U		11	U		22	U		2.6	U	
1,2-DICHLOROETHANE		160	J	P	18	U		37	U		9.2	J	P
1,2-DICHLOROPROPANE		90	U		15	U		30	U		3.6	U	
1,3-DICHLOROBENZENE		70	U		12	U		23	U		2.8	U	
1,3-DICHLOROPROPANE		80	U		13	U		27	U		3.2	U	
1,4-DICHLOROBENZENE		65	U		11	U		22	U		2.6	U	
2,2-DICHLOROPROPANE		65	U		11	U		22	U		2.6	U	
2-BUTANONE		280	U		47	U		95	U		11	U	
2-CHLOROETHYL VINYL ETHER		500	U		82	U		170	U		20	U	
2-CHLOROTOLUENE		55	U		9.2	U		18	U		2.2	U	
2-HEXANONE		200	U		34	U		68	U		8.2	U	
4-CHLOROTOLUENE		90	U		15	U		30	U		3.6	U	
4-ISOPROPYLTOLUENE		60	U		10	U		20	U		2.4	U	
4-METHYL-2-PENTANONE		160	U		27	U		53	U		6.4	U	
ACETONE		550	U		92	U		180	U		22	U	
BENZENE		65	U		11	U		22	U		2.6	U	
BROMOBENZENE		65	U		11	U		22	U		2.6	U	
BROMOCHLOROMETHANE		140	U		24	U		48	U		5.8	U	
BROMODICHLOROMETHANE		75	U		12	U		25	U		3	U	
BROMOFORM		320	U		53	U		110	U		13	U	
BROMOMETHANE		200	U		34	U		68	U		8.2	U	
CARBON DISULFIDE		65	U		11	U		22	U		2.6	U	

PROJ_NO: 02298	NSAMPLE	MSA-DMW5S-090309			MSA-DMW6D-090309			MSA-DMW6I-090309			MSA-DMW6S-090309		
SDG: 9I04243	LAB_ID	A9I040243006			A9I040243003			A9I040243002			A9I040243001		
FRACTION: OV	SAMP_DATE	9/3/2009			9/3/2009			9/3/2009			9/3/2009		
MEDIA: WATER	QC_TYPE	NM			NM			NM			NM		
	UNITS	UG/L			UG/L			UG/L			UG/L		
	PCT_SOLIDS	0.0			0.0			0.0			0.0		
	DUP_OF												
PARAMETER		RESULT	VQL	QLCD	RESULT	VQL	QLCD	RESULT	VQL	QLCD	RESULT	VQL	QLCD
1,1,1,2-TETRACHLOROETHANE		58	U		0.23	U		0.23	U		0.23	U	
1,1,1-TRICHLOROETHANE		55	U		0.22	U		0.22	U		0.22	U	
1,1,2,2-TETRACHLOROETHANE		45	U		0.18	U		0.18	U		0.18	U	
1,1,2-TRICHLOROTRIFLUOROETHANE		70	U		0.28	U		0.28	U		0.28	U	
1,1-DICHLOROETHANE		38	U		0.15	U		0.15	U		0.15	U	
1,1-DICHLOROETHENE		48	U		0.19	U		0.19	U		0.19	U	
1,1-DICHLOROPROPENE		32	U		0.13	U		0.13	U		0.13	U	
1,2,3-TRICHLOROBENZENE		42	U		0.17	U		0.17	U		0.17	U	
1,2,3-TRICHLOROPROPANE		110	U		0.43	U		0.43	U		0.43	U	
1,2,3-TRIMETHYLBENZENE		1.5	U		0.0059	U		0.0059	U		0.0059	U	
1,2,4-TRICHLOROBENZENE		38	U		0.15	U		0.15	U		0.15	U	
1,2,4-TRIMETHYLBENZENE		30	U		0.12	U		0.12	U		0.12	U	
1,2-DIBROMO-3-CHLOROPROPANE		170	U		0.67	U		0.67	U		0.67	U	
1,2-DIBROMOETHANE		60	U		0.24	U		0.24	U		0.24	U	
1,2-DICHLOROBENZENE		32	U		0.13	U		0.13	U		0.13	U	
1,2-DICHLOROETHANE		55	U		0.22	U		0.22	U		0.22	U	
1,2-DICHLOROPROPANE		45	U		0.18	U		0.18	U		0.18	U	
1,3-DICHLOROBENZENE		35	U		0.14	U		0.14	U		0.14	U	
1,3-DICHLOROPROPANE		40	U		0.16	U		0.16	U		0.16	U	
1,4-DICHLOROBENZENE		32	U		0.13	U		0.13	U		0.13	U	
2,2-DICHLOROPROPANE		32	U		0.13	U		0.13	U		0.13	U	
2-BUTANONE		140	U		0.57	U		0.57	U		0.57	U	
2-CHLOROETHYL VINYL ETHER		250	U		0.99	U		0.99	U		0.99	U	
2-CHLOROTOLUENE		28	U		0.11	U		0.11	U		0.11	U	
2-HEXANONE		100	U		0.41	U		0.41	U		0.41	U	
4-CHLOROTOLUENE		45	U		0.18	U		0.18	U		0.18	U	
4-ISOPROPYLTOLUENE		30	U		0.12	U		0.12	U		0.12	U	
4-METHYL-2-PENTANONE		80	U		0.32	U		0.32	U		0.32	U	
ACETONE		280	U		1.1	U		3.8	B	B	14	B	B
BENZENE		32	U		0.13	U		0.13	U		0.13	U	
BROMOBENZENE		32	U		0.13	U		0.13	U		0.13	U	
BROMOCHLOROMETHANE		72	U		0.29	U		0.29	U		0.29	U	
BROMODICHLOROMETHANE		38	U		0.15	U		0.15	U		0.15	U	
BROMOFORM		160	U		0.64	U		0.64	U		0.64	U	
BROMOMETHANE		100	U		0.41	U		0.41	U		0.41	U	
CARBON DISULFIDE		32	U		0.13	U		0.13	U		0.13	U	

PROJ_NO: 02298	NSAMPLE	MSA-MW29D-090309			TB-090309-01			TB-090409-02		
SDG: 9I04243	LAB_ID	A9I040243007			A9I040243005			A9I050193004		
FRACTION: OV	SAMP_DATE	9/3/2009			9/3/2009			9/4/2009		
MEDIA: WATER	QC_TYPE	NM			NM			NM		
	UNITS	UG/L			UG/L			UG/L		
	PCT_SOLIDS	0.0			0.0			0.0		
	DUP_OF									
PARAMETER		RESULT	VQL	QLCD	RESULT	VQL	QLCD	RESULT	VQL	QLCD
1,1,1,2-TETRACHLOROETHANE		0.23	U		0.23	U		0.23	U	
1,1,1-TRICHLOROETHANE		0.22	U		0.22	U		0.22	U	
1,1,2,2-TETRACHLOROETHANE		0.18	U		0.18	U		0.18	U	
1,1,2-TRICHLOROTRIFLUOROETHANE		0.28	U		0.28	U		0.28	U	
1,1-DICHLOROETHANE		0.15	U		0.15	U		0.15	U	
1,1-DICHLOROETHENE		0.19	U		0.19	U		0.19	U	
1,1-DICHLOROPROPENE		0.13	U		0.13	U		0.13	U	
1,2,3-TRICHLOROBENZENE		0.17	U		0.17	U		0.17	U	
1,2,3-TRICHLOROPROPANE		0.43	U		0.43	U		0.43	U	
1,2,3-TRIMETHYLBENZENE		0.0059	U		0.0059	U		0.0059	U	
1,2,4-TRICHLOROBENZENE		0.15	U		0.15	U		0.15	U	
1,2,4-TRIMETHYLBENZENE		0.12	U		0.12	U		0.12	U	
1,2-DIBROMO-3-CHLOROPROPANE		0.67	U		0.67	U		0.67	U	
1,2-DIBROMOETHANE		0.24	U		0.24	U		0.24	U	
1,2-DICHLOROBENZENE		0.13	U		0.13	U		0.13	U	
1,2-DICHLOROETHANE		0.22	U		0.22	U		0.22	U	
1,2-DICHLOROPROPANE		0.18	U		0.18	U		0.18	U	
1,3-DICHLOROBENZENE		0.14	U		0.14	U		0.14	U	
1,3-DICHLOROPROPANE		0.16	U		0.16	U		0.16	U	
1,4-DICHLOROBENZENE		0.13	U		0.13	U		0.13	U	
2,2-DICHLOROPROPANE		0.13	U		0.13	U		0.13	U	
2-BUTANONE		0.57	U		0.57	U		0.57	U	
2-CHLOROETHYL VINYL ETHER		0.99	U		0.99	U		0.99	U	
2-CHLOROTOLUENE		0.11	U		0.11	U		0.11	U	
2-HEXANONE		0.41	U		0.41	U		0.41	U	
4-CHLOROTOLUENE		0.18	U		0.18	U		0.18	U	
4-ISOPROPYLTOLUENE		0.12	U		0.12	U		0.12	U	
4-METHYL-2-PENTANONE		0.32	U		0.32	U		0.32	U	
ACETONE		15	B	B	9			3.4	J	CP
BENZENE		0.13	U		0.13	U		0.13	U	
BROMOBENZENE		0.13	U		0.13	U		0.13	U	
BROMOCHLOROMETHANE		0.29	U		0.29	U		0.29	U	
BROMODICHLOROMETHANE		0.15	U		0.15	U		0.15	U	
BROMOFORM		0.64	U		0.64	U		0.64	U	
BROMOMETHANE		0.41	U		0.41	U		0.41	U	
CARBON DISULFIDE		0.13	U		0.13	U		0.64	J	P

PROJ_NO: 02298	NSAMPLE	MSA-DMW10S-090409			MSA-DMW1A-090409			MSA-DMW1B-090409			MSA-DMW2A-090309		
SDG: 9I04243	LAB_ID	A9I050193001			A9I050193002			A9I050193003			A9I040243004		
FRACTION: OV	SAMP_DATE	9/4/2009			9/4/2009			9/4/2009			9/3/2009		
MEDIA: WATER	QC_TYPE	NM			NM			NM			NM		
	UNITS	UG/L			UG/L			UG/L			UG/L		
	PCT_SOLIDS	0.0			0.0			0.0			0.0		
	DUP_OF												
PARAMETER		RESULT	VQL	QLCD	RESULT	VQL	QLCD	RESULT	VQL	QLCD	RESULT	VQL	QLCD
CARBON TETRACHLORIDE		0.65	U		26	U		12	U		65	U	
CHLOROBENZENE		0.75	U		30	U		14	U		75	U	
CHLORODIBROMOMETHANE		0.9	U		36	U		16	U		90	U	
CHLOROETHANE		1.4	U		58	U		26	U		140	U	
CHLOROFORM		0.8	U		32	U		15	U		80	U	
CHLOROMETHANE		1.5	U		60	U		27	U		150	U	
CIS-1,2-DICHLOROETHENE		0.85	U		6800			2400			4400		
CIS-1,3-DICHLOROPROPENE		0.7	U		28	U		13	U		70	U	
DIBROMOMETHANE		1.4	U		56	U		25	U		140	U	
DICHLORODIFLUOROMETHANE		1.6	U		62	U		28	U		160	U	
DIISOPROPYL ETHER		7.5	U		300	U		140	U		750	U	
ETHYL TERT-BUTYL ETHER		0.55	U		22	U		10	U		55	U	
ETHYLBENZENE		0.85	U		34	U		15	U		85	U	
HEXACHLOROBUTADIENE		1.5	U		60	U		27	U		150	U	
ISOPROPYLBENZENE		0.65	U		26	U		12	U		65	U	
M+P-XYLENES		1.2	U		48	U		22	U		120	U	
METHYL TERT-BUTYL ETHER		0.85	U		34	U		15	U		85	U	
METHYLENE CHLORIDE		1.6	U		240	B	A	30	U		540	B	A
NAPHTHALENE		1.2	U		48	U		22	U		120	U	
N-BUTYLBENZENE		0.6	U		24	U		11	U		60	U	
N-PROPYLBENZENE		0.7	U		28	U		13	U		70	U	
O-XYLENE		0.7	U		28	U		13	U		70	U	
SEC-BUTYLBENZENE		0.65	U		26	U		12	U		65	U	
STYRENE		0.55	U		22	U		10	U		55	U	
TERT-AMYL METHYL ETHER		0.34	U		13	U		6.1	U		34	U	
TERT-BUTYLBENZENE		0.65	U		26	U		12	U		65	U	
TERTIARY-BUTYL ALCOHOL		20	UR	C	780	UR	C	350	UR	C	2000	UR	C
TETRACHLOROETHENE		1.4	U		58	U		26	U		140	U	
TOLUENE		0.65	U		220			12	U		65	U	
TOTAL XYLENES		1.4	U		56	U		25	U		140	U	
TRANS-1,2-DICHLOROETHENE		1.3	J	P	57	J	P	17	U		95	U	
TRANS-1,3-DICHLOROPROPENE		0.95	U		38	U		17	U		95	U	
TRICHLOROETHENE		0.85	U		7700			490			17000		
TRICHLOROFLUOROMETHANE		1	U		42	U		19	U		100	U	
VINYL ACETATE		0.95	U		38	U		17	U		95	U	
VINYL CHLORIDE		140			1700			2800			710		

PROJ_NO: 02298	NSAMPLE	MSA-DMW3I-090309			MSA-DMW3S-090309			MSA-DMW4D-090309			MSA-DMW4S-090309		
SDG: 9I04243	LAB_ID	A9I040243008			A9I040243009			A9I040243011			A9I040243010		
FRACTION: OV	SAMP_DATE	9/3/2009			9/3/2009			9/3/2009			9/3/2009		
MEDIA: WATER	QC_TYPE	NM			NM			NM			NM		
	UNITS	UG/L			UG/L			UG/L			UG/L		
	PCT_SOLIDS	0.0			0.0			0.0			0.0		
	DUP_OF												
PARAMETER		RESULT	VQL	QLCD	RESULT	VQL	QLCD	RESULT	VQL	QLCD	RESULT	VQL	QLCD
CARBON TETRACHLORIDE		65	U		11	U		22	U		2.6	U	
CHLOROBENZENE		75	U		12	U		25	U		3	U	
CHLORODIBROMOMETHANE		90	U		15	U		30	U		3.6	U	
CHLOROETHANE		140	U		24	U		48	U		5.8	U	
CHLOROFORM		85	J	P	13	U		27	U		3.2	U	
CHLOROMETHANE		150	U		25	U		50	U		6	U	
CIS-1,2-DICHLOROETHENE		17000			330			400			120		
CIS-1,3-DICHLOROPROPENE		70	U		12	U		23	U		2.8	U	
DIBROMOMETHANE		140	U		23	U		47	U		5.6	U	
DICHLORODIFLUOROMETHANE		160	U		26	U		52	U		6.2	U	
DIISOPROPYL ETHER		750	U		120	U		250	U		30	U	
ETHYL TERT-BUTYL ETHER		55	U		9.2	U		18	U		2.2	U	
ETHYLBENZENE		85	U		14	U		28	U		3.4	U	
HEXACHLOROBUTADIENE		150	U		25	U		50	U		6	U	
ISOPROPYLBENZENE		65	U		11	U		22	U		2.6	U	
M+P-XYLENES		120	U		20	U		40	U		4.8	U	
METHYL TERT-BUTYL ETHER		85	U		14	U		28	U		3.4	U	
METHYLENE CHLORIDE		500	B	A	90	B	A	190	B	A	21	B	A
NAPHTHALENE		120	U		20	U		40	U		4.8	U	
N-BUTYLBENZENE		60	U		10	U		20	U		2.4	U	
N-PROPYLBENZENE		70	U		12	U		23	U		2.8	U	
O-XYLENE		70	U		12	U		23	U		2.8	U	
SEC-BUTYLBENZENE		65	U		11	U		22	U		2.6	U	
STYRENE		55	U		9.2	U		18	U		2.2	U	
TERT-AMYL METHYL ETHER		34	U		5.6	U		11	U		1.3	U	
TERT-BUTYLBENZENE		65	U		11	U		22	U		2.6	U	
TERTIARY-BUTYL ALCOHOL		2000	UR	C	320	UR	C	650	UR	C	78	UR	C
TETRACHLOROETHENE		140	U		24	U		48	U		5.8	U	
TOLUENE		150	B	B	11	U		22	U		2.6	U	
TOTAL XYLENES		140	U		23	U		47	U		5.6	U	
TRANS-1,2-DICHLOROETHENE		95	U		120			32	U		3.8	U	
TRANS-1,3-DICHLOROPROPENE		95	U		16	U		32	U		3.8	U	
TRICHLOROETHENE		18000			14	U		5800			630		
TRICHLOROFLUOROMETHANE		100	U		17	U		35	U		4.2	U	
VINYL ACETATE		95	U		16	U		32	U		3.8	U	
VINYL CHLORIDE		3800			2400			37	U		37		

PROJ_NO: 02298	NSAMPLE	MSA-DMW5S-090309			MSA-DMW6D-090309			MSA-DMW6I-090309			MSA-DMW6S-090309		
SDG: 9I04243	LAB_ID	A9I040243006			A9I040243003			A9I040243002			A9I040243001		
FRACTION: OV	SAMP_DATE	9/3/2009			9/3/2009			9/3/2009			9/3/2009		
MEDIA: WATER	QC_TYPE	NM			NM			NM			NM		
	UNITS	UG/L			UG/L			UG/L			UG/L		
	PCT_SOLIDS	0.0			0.0			0.0			0.0		
	DUP_OF												
PARAMETER		RESULT	VQL	QLCD	RESULT	VQL	QLCD	RESULT	VQL	QLCD	RESULT	VQL	QLCD
CARBON TETRACHLORIDE		32	U		0.13	U		0.13	U		0.13	U	
CHLOROBENZENE		38	U		0.15	U		0.15	U		0.33	J	P
CHLORODIBROMOMETHANE		45	U		0.18	U		0.18	U		0.18	U	
CHLOROETHANE		72	U		0.29	U		0.29	U		0.29	U	
CHLOROFORM		40	U		0.16	U		0.16	U		0.16	U	
CHLOROMETHANE		75	U		0.3	U		0.3	U		0.3	U	
CIS-1,2-DICHLOROETHENE		980			0.17	U		0.17	U		2.7		
CIS-1,3-DICHLOROPROPENE		35	U		0.14	U		0.14	U		0.14	U	
DIBROMOMETHANE		70	U		0.28	U		0.28	U		0.28	U	
DICHLORODIFLUOROMETHANE		78	U		0.31	U		0.31	U		0.31	U	
DIISOPROPYL ETHER		380	U		1.5	U		1.5	U		1.5	U	
ETHYL TERT-BUTYL ETHER		28	U		0.11	U		0.11	U		0.11	U	
ETHYLBENZENE		42	U		0.17	U		0.17	U		0.17	U	
HEXACHLOROBUTADIENE		75	U		0.3	U		0.3	U		0.3	U	
ISOPROPYLBENZENE		32	U		0.13	U		0.13	U		0.13	U	
M+P-XYLENES		60	U		0.24	U		0.24	U		0.24	U	
METHYL TERT-BUTYL ETHER		42	U		0.17	U		0.17	U		0.17	U	
METHYLENE CHLORIDE		280	B	A	0.33	U		0.33	U		0.33	U	
NAPHTHALENE		60	U		0.24	U		0.24	U		0.24	U	
N-BUTYLBENZENE		30	U		0.12	U		0.12	U		0.12	U	
N-PROPYLBENZENE		35	U		0.14	U		0.14	U		0.14	U	
O-XYLENE		35	U		0.14	U		0.14	U		0.14	U	
SEC-BUTYLBENZENE		32	U		0.13	U		0.13	U		0.13	U	
STYRENE		28	U		0.11	U		0.11	U		0.11	U	
TERT-AMYL METHYL ETHER		17	U		0.067	U		0.067	U		0.067	U	
TERT-BUTYLBENZENE		32	U		0.13	U		0.13	U		0.13	U	
TERTIARY-BUTYL ALCOHOL		980	UR	C	3.9	UR	C	3.9	UR	C	3.9	UR	C
TETRACHLOROETHENE		72	U		0.29	U		0.29	U		0.29	U	
TOLUENE		32	U		0.13	U		0.13	U		0.13	U	
TOTAL XYLENES		70	U		0.28	U		0.28	U		0.28	U	
TRANS-1,2-DICHLOROETHENE		48	U		0.19	U		0.19	U		0.19	U	
TRANS-1,3-DICHLOROPROPENE		48	U		0.19	U		0.19	U		0.19	U	
TRICHLOROETHENE		9000			0.17	U		0.17	U		0.83	J	P
TRICHLOROFLUOROMETHANE		52	U		0.21	U		0.21	U		0.21	U	
VINYL ACETATE		48	U		0.19	U		0.19	U		0.19	U	
VINYL CHLORIDE		55	U		0.22	U		0.22	U		0.22	U	

PROJ_NO: 02298	NSAMPLE	MSA-MW29D-090309			TB-090309-01			TB-090409-02		
SDG: 9I04243	LAB_ID	A9I040243007			A9I040243005			A9I050193004		
FRACTION: OV	SAMP_DATE	9/3/2009			9/3/2009			9/4/2009		
MEDIA: WATER	QC_TYPE	NM			NM			NM		
	UNITS	UG/L			UG/L			UG/L		
	PCT_SOLIDS	0.0			0.0			0.0		
	DUP_OF									
PARAMETER		RESULT	VQL	QLCD	RESULT	VQL	QLCD	RESULT	VQL	QLCD
CARBON TETRACHLORIDE		0.13	U		0.13	U		0.13	U	
CHLOROBENZENE		0.15	U		0.15	U		0.15	U	
CHLORODIBROMOMETHANE		0.18	U		0.18	U		0.18	U	
CHLOROETHANE		0.29	U		0.29	U		0.29	U	
CHLOROFORM		0.16	U		0.16	U		2.9		
CHLOROMETHANE		0.3	U		0.3	U		0.3	U	
CIS-1,2-DICHLOROETHENE		0.17	U		0.17	U		0.17	U	
CIS-1,3-DICHLOROPROPENE		0.14	U		0.14	U		0.14	U	
DIBROMOMETHANE		0.28	U		0.28	U		0.28	U	
DICHLORODIFLUOROMETHANE		0.31	U		0.31	U		0.31	U	
DIISOPROPYL ETHER		1.5	U		1.5	U		1.5	U	
ETHYL TERT-BUTYL ETHER		0.11	U		0.11	U		0.11	U	
ETHYLBENZENE		0.17	U		0.17	U		0.17	U	
HEXACHLOROBUTADIENE		0.3	U		0.3	U		0.3	U	
ISOPROPYLBENZENE		0.13	U		0.13	U		0.13	U	
M+P-XYLENES		0.24	U		0.24	U		0.24	U	
METHYL TERT-BUTYL ETHER		0.17	U		0.17	U		0.17	U	
METHYLENE CHLORIDE		0.33	U		0.33	U		0.33	U	
NAPHTHALENE		0.24	U		0.24	U		0.67	J	P
N-BUTYLBENZENE		0.12	U		0.12	U		0.12	U	
N-PROPYLBENZENE		0.14	U		0.14	U		0.14	U	
O-XYLENE		0.14	U		0.14	U		0.14	U	
SEC-BUTYLBENZENE		0.13	U		0.13	U		0.13	U	
STYRENE		0.11	U		0.11	U		0.11	U	
TERT-AMYL METHYL ETHER		0.067	U		0.067	U		0.067	U	
TERT-BUTYLBENZENE		0.13	U		0.13	U		0.13	U	
TERTIARY-BUTYL ALCOHOL		3.9	UR	C	3.9	UR	C	3.9	UR	C
TETRACHLOROETHENE		0.29	U		0.29	U		0.29	U	
TOLUENE		0.13	U		0.94	J	P	0.13	U	
TOTAL XYLENES		0.28	U		0.28	U		0.28	U	
TRANS-1,2-DICHLOROETHENE		0.19	U		0.19	U		0.19	U	
TRANS-1,3-DICHLOROPROPENE		0.19	U		0.19	U		0.19	U	
TRICHLOROETHENE		0.17	U		0.17	U		0.17	U	
TRICHLOROFLUOROMETHANE		0.21	U		0.21	U		0.21	U	
VINYL ACETATE		0.19	U		0.19	U		0.19	U	
VINYL CHLORIDE		0.22	U		0.22	U		0.22	U	

PROJ_NO: 02298	NSAMPLE	MSA-DMW10S-090409			MSA-DMW1A-090409			MSA-DMW1B-090409			MSA-DMW2A-090309		
SDG: 9I04243	LAB_ID	ISI1161-01			ISI1161-02			ISI1161-03			ISI1172-04		
FRACTION: OVSIM	SAMP_DATE	9/4/2009			9/4/2009			9/4/2009			9/3/2009		
MEDIA: WATER	QC_TYPE	NM			NM			NM			NM		
	UNITS	UG/L			UG/L			UG/L			UG/L		
	PCT_SOLIDS	0.0			0.0			0.0			0.0		
	DUP_OF												
PARAMETER		RESULT	VQL	QLCD	RESULT	VQL	QLCD	RESULT	VQL	QLCD	RESULT	VQL	QLCD
1,4-DIOXANE		48	J	C	490	J	C	160	J	C	890		

PROJ_NO: 02298	NSAMPLE	MSA-DMW3I-090309			MSA-DMW3S-090309			MSA-DMW4D-090309			MSA-DMW4S-090309		
SDG: 9I04243	LAB_ID	ISI1172-07			ISI1172-08			ISI1172-10			ISI1172-09		
FRACTION: OVSIM	SAMP_DATE	9/3/2009			9/3/2009			9/3/2009			9/3/2009		
MEDIA: WATER	QC_TYPE	NM			NM			NM			NM		
	UNITS	UG/L			UG/L			UG/L			UG/L		
	PCT_SOLIDS	0.0			0.0			0.0			0.0		
	DUP_OF												
PARAMETER		RESULT	VQL	QLCD	RESULT	VQL	QLCD	RESULT	VQL	QLCD	RESULT	VQL	QLCD
1,4-DIOXANE		1100			480			75			120		

PROJ_NO: 02298	NSAMPLE	MSA-DMW5S-090309			MSA-DMW6D-090309			MSA-DMW6I-090309			MSA-DMW6S-090309		
SDG: 9I04243	LAB_ID	ISI1172-05			ISI1172-03			ISI1172-02			ISI1172-01		
FRACTION: OVSIM	SAMP_DATE	9/3/2009			9/3/2009			9/3/2009			9/3/2009		
MEDIA: WATER	QC_TYPE	NM			NM			NM			NM		
	UNITS	UG/L			UG/L			UG/L			UG/L		
	PCT_SOLIDS	0.0			0.0			0.0			0.0		
	DUP_OF												
PARAMETER		RESULT	VQL	QLCD	RESULT	VQL	QLCD	RESULT	VQL	QLCD	RESULT	VQL	QLCD
1,4-DIOXANE		41	J	C	1	U		1	UJ	C	1	U	

PROJ_NO: 02298	NSAMPLE	MSA-MW29D-090309		
SDG: 9I04243	LAB_ID	ISI1172-06		
FRACTION: OVSIM	SAMP_DATE	9/3/2009		
MEDIA: WATER	QC_TYPE	NM		
	UNITS	UG/L		
	PCT_SOLIDS	0.0		
	DUP_OF			
PARAMETER		RESULT	VQL	QLCD
1,4-DIOXANE		1	U	

PROJ_NO: 02298	NSAMPLE	MSA-DMW4D-090309			MSA-DMW4S-090309		
SDG: 9I04243	LAB_ID	A9I040243011			A9I040243010		
FRACTION: OVG	SAMP_DATE	9/3/2009			9/3/2009		
MEDIA: WATER	QC_TYPE	NM			NM		
	UNITS	UG/L			UG/L		
	PCT_SOLIDS	0.0			0.0		
	DUP_OF						
PARAMETER		RESULT	VQL	QLCD	RESULT	VQL	QLCD
ETHANE		0.27	U		3.3		
ETHENE		1.6			2.5		
METHANE		21			210		

PROJ_NO: 02298	NSAMPLE	MSA-DMW10S-090409			MSA-DMW3S-090309			MSA-DMW4S-090309			MSA-DMW5S-090309		
SDG: 9I04243	LAB_ID	A9I050193001			A9I040243009			A9I040243010			A9I040243006		
FRACTION: PET	SAMP_DATE	9/4/2009			9/3/2009			9/3/2009			9/3/2009		
MEDIA: WATER	QC_TYPE	NM			NM			NM			NM		
	UNITS	UG/L			UG/L			UG/L			UG/L		
	PCT_SOLIDS	0.0			0.0			0.0			0.0		
	DUP_OF												
PARAMETER		RESULT	VQL	QLCD	RESULT	VQL	QLCD	RESULT	VQL	QLCD	RESULT	VQL	QLCD
DIESEL RANGE ORGANICS		500			440			270			290		
GASOLINE RANGE ORGANICS		69	J	P	120			310			3500		

PROJ_NO: 02298	NSAMPLE	MSA-DMW6S-090309		
SDG: 9I04243	LAB_ID	A9I040243001		
FRACTION: PET	SAMP_DATE	9/3/2009		
MEDIA: WATER	QC_TYPE	NM		
	UNITS	UG/L		
	PCT_SOLIDS	0.0		
	DUP_OF			
PARAMETER		RESULT	VQL	QLCD
DIESEL RANGE ORGANICS		420		
GASOLINE RANGE ORGANICS		39	J	P

Appendix B

Results as Reported by the Laboratory

Tetra Tech NUS, Inc

Client Sample ID: MSA-DMW10S-090409

GC/MS Volatiles

Lot-Sample #...: A9I050193-001 **Work Order #...:** LKE181AA **Matrix.....:** WG
Date Sampled...: 09/04/09 10:45 **Date Received..:** 09/05/09
Prep Date.....: 09/17/09 **Analysis Date..:** 09/17/09
Prep Batch #...: 9261158
Dilution Factor: 5 **Initial Wgt/Vol:** 5 mL **Final Wgt/Vol..:** 5 mL
Method.....: SW846 8260B

PARAMETER	RESULT	REPORTING LIMIT	UNITS	MDL
Acetone	ND	25	ug/L	5.5
Bromobenzene	ND	5.0	ug/L	0.65
Bromochloromethane	ND	5.0	ug/L	1.4
Bromodichloromethane	ND	5.0	ug/L	0.75
2-Butanone	ND	25	ug/L	2.8
n-Butylbenzene	ND	5.0	ug/L	0.60
sec-Butylbenzene	ND	5.0	ug/L	0.65
tert-Butylbenzene	ND	5.0	ug/L	0.65
Carbon disulfide	ND	5.0	ug/L	0.65
Dibromochloromethane	ND	5.0	ug/L	0.90
1,2-Dibromo-3-chloro-propane	ND	10	ug/L	3.4
2-Chloroethyl vinyl ether	ND	25	ug/L	5.0
2-Chlorotoluene	ND	5.0	ug/L	0.55
4-Chlorotoluene	ND	5.0	ug/L	0.90
1,2-Dibromoethane	ND	5.0	ug/L	1.2
Dibromomethane	ND	5.0	ug/L	1.4
1,2-Dichlorobenzene	ND	5.0	ug/L	0.65
1,3-Dichlorobenzene	ND	5.0	ug/L	0.70
1,4-Dichlorobenzene	ND	5.0	ug/L	0.65
Dichlorodifluoromethane	ND	5.0	ug/L	1.6
cis-1,2-Dichloroethene	ND	5.0	ug/L	0.85
trans-1,2-Dichloroethene	**1.3 J**	**5.0**	**ug/L**	**0.95**
1,3-Dichloropropane	ND	5.0	ug/L	0.80
2,2-Dichloropropane	ND	5.0	ug/L	0.65
1,1-Dichloropropene	ND	5.0	ug/L	0.65
Trichlorofluoromethane	ND	5.0	ug/L	1.0
Hexachlorobutadiene	ND	5.0	ug/L	1.5
2-Hexanone	ND	25	ug/L	2.0
Isopropylbenzene	ND	5.0	ug/L	0.65
p-Isopropyltoluene	ND	5.0	ug/L	0.60
tert-Butyl alcohol	ND	100	ug/L	20
4-Methyl-2-pentanone	ND	25	ug/L	1.6
Naphthalene	ND	5.0	ug/L	1.2
n-Propylbenzene	ND	5.0	ug/L	0.70
Styrene	ND	5.0	ug/L	0.55
1,1,1,2-Tetrachloroethane	ND	5.0	ug/L	1.2
1,2,3-Trichlorobenzene	ND	5.0	ug/L	0.85

(Continued on next page)

Tetra Tech NUS, Inc

Client Sample ID: MSA-DMW10S-090409

GC/MS Volatiles

Lot-Sample #...: A9I050193-001 **Work Order #...:** LKE181AA **Matrix.....:** WG

PARAMETER	RESULT	REPORTING LIMIT	UNITS	MDL
1,2,4-Trichloro-benzene	ND	5.0	ug/L	0.75
1,2,3-Trichloropropane	ND	5.0	ug/L	2.2
1,1,2-Trichloro-1,2,2-trifluoroethane	ND	5.0	ug/L	1.4
1,2,4-Trimethylbenzene	ND	5.0	ug/L	0.60
Vinyl acetate	ND	10	ug/L	0.95
o-Xylene	ND	5.0	ug/L	0.70
Xylenes (total)	ND	10	ug/L	1.4
Methyl tert-butyl ether	ND	25	ug/L	0.85
m-Xylene & p-Xylene	ND	10	ug/L	1.2
1,2,3-Trimethylbenzene	ND	25	ug/L	0.030
Diisopropyl Ether (DIPE)	ND	25	ug/L	7.5
Ethyl-t-Butyl Ether (ETBE)	ND	25	ug/L	0.55
Tert-amyl methyl ether (TAME)	ND	25	ug/L	0.34
Benzene	**1.5 J**	**5.0**	**ug/L**	**0.65**
Bromoform	ND	5.0	ug/L	3.2
Bromomethane	ND	5.0	ug/L	2.0
Carbon tetrachloride	ND	5.0	ug/L	0.65
Chlorobenzene	ND	5.0	ug/L	0.75
Chloroethane	ND	5.0	ug/L	1.4
Chloroform	ND	5.0	ug/L	0.80
Chloromethane	ND	5.0	ug/L	1.5
1,1-Dichloroethane	ND	5.0	ug/L	0.75
1,2-Dichloroethane	ND	5.0	ug/L	1.1
1,1-Dichloroethene	ND	5.0	ug/L	0.95
1,2-Dichloropropane	ND	5.0	ug/L	0.90
cis-1,3-Dichloropropene	ND	5.0	ug/L	0.70
trans-1,3-Dichloropropene	ND	5.0	ug/L	0.95
Ethylbenzene	ND	5.0	ug/L	0.85
Methylene chloride	ND	5.0	ug/L	1.6
1,1,2,2-Tetrachloroethane	ND	5.0	ug/L	0.90
Tetrachloroethene	ND	5.0	ug/L	1.4
Toluene	ND	5.0	ug/L	0.65
1,1,1-Trichloroethane	ND	5.0	ug/L	1.1
Trichloroethene	ND	5.0	ug/L	0.85
Vinyl chloride	**140**	**5.0**	**ug/L**	**1.1**

SURROGATE	PERCENT RECOVERY	RECOVERY LIMITS
Dibromofluoromethane	82	(73 - 122)
1,2-Dichloroethane-d4	83	(61 - 128)
Toluene-d8	84	(76 - 110)
4-Bromofluorobenzene	88	(74 - 116)

NOTE(S):

J Estimated result. Result is less than RL.

Tetra Tech NUS, Inc

Client Sample ID: MSA-DMW1A-090409

GC/MS Volatiles

Lot-Sample #...: A9I050193-002 **Work Order #...:** LKE2K1AM **Matrix.....:** WG
Date Sampled...: 09/04/09 12:25 **Date Received..:** 09/05/09
Prep Date.....: 09/17/09 **Analysis Date..:** 09/17/09
Prep Batch #...: 9261158
Dilution Factor: 200 **Initial Wgt/Vol:** 5 mL **Final Wgt/Vol..:** 5 mL
Method.....: SW846 8260B

PARAMETER	RESULT	REPORTING LIMIT	UNITS	MDL
Acetone	ND	1000	ug/L	220
Bromobenzene	ND	200	ug/L	26
Bromochloromethane	ND	200	ug/L	58
Bromodichloromethane	ND	200	ug/L	30
2-Butanone	ND	1000	ug/L	110
n-Butylbenzene	ND	200	ug/L	24
sec-Butylbenzene	ND	200	ug/L	26
tert-Butylbenzene	ND	200	ug/L	26
Carbon disulfide	ND	200	ug/L	26
Dibromochloromethane	ND	200	ug/L	36
1,2-Dibromo-3-chloro-propane	ND	400	ug/L	130
2-Chloroethyl vinyl ether	ND	1000	ug/L	200
2-Chlorotoluene	ND	200	ug/L	22
4-Chlorotoluene	ND	200	ug/L	36
1,2-Dibromoethane	ND	200	ug/L	48
Dibromomethane	ND	200	ug/L	56
1,2-Dichlorobenzene	ND	200	ug/L	26
1,3-Dichlorobenzene	ND	200	ug/L	28
1,4-Dichlorobenzene	ND	200	ug/L	26
Dichlorodifluoromethane	ND	200	ug/L	62
cis-1,2-Dichloroethene	**6800**	**200**	**ug/L**	**34**
trans-1,2-Dichloroethene	**57 J**	**200**	**ug/L**	**38**
1,3-Dichloropropane	ND	200	ug/L	32
2,2-Dichloropropane	ND	200	ug/L	26
1,1-Dichloropropene	ND	200	ug/L	26
Trichlorofluoromethane	ND	200	ug/L	42
Hexachlorobutadiene	ND	200	ug/L	60
2-Hexanone	ND	1000	ug/L	82
Isopropylbenzene	ND	200	ug/L	26
p-Isopropyltoluene	ND	200	ug/L	24
tert-Butyl alcohol	ND	4000	ug/L	780
4-Methyl-2-pentanone	ND	1000	ug/L	64
Naphthalene	ND	200	ug/L	48
n-Propylbenzene	ND	200	ug/L	28
Styrene	ND	200	ug/L	22
1,1,1,2-Tetrachloroethane	ND	200	ug/L	46
1,2,3-Trichlorobenzene	ND	200	ug/L	34

(Continued on next page)

Tetra Tech NUS, Inc

Client Sample ID: MSA-DMW1A-090409

GC/MS Volatiles

Lot-Sample #...: A9I050193-002 **Work Order #...:** LKE2K1AM **Matrix.....:** WG

PARAMETER	RESULT	REPORTING LIMIT	UNITS	MDL
1,2,4-Trichloro-benzene	ND	200	ug/L	30
1,2,3-Trichloropropane	ND	200	ug/L	86
1,1,2-Trichloro-1,2,2-trifluoroethane	ND	200	ug/L	56
1,2,4-Trimethylbenzene	ND	200	ug/L	24
Vinyl acetate	ND	400	ug/L	38
o-Xylene	ND	200	ug/L	28
Xylenes (total)	ND	400	ug/L	56
Methyl tert-butyl ether	ND	1000	ug/L	34
m-Xylene & p-Xylene	ND	400	ug/L	48
1,2,3-Trimethylbenzene	ND	1000	ug/L	1.2
Diisopropyl Ether (DIPE)	ND	1000	ug/L	300
Ethyl-t-Butyl Ether (ETBE)	ND	1000	ug/L	22
Tert-amyl methyl ether (TAME)	ND	1000	ug/L	13
Benzene	ND	200	ug/L	26
Bromoform	ND	200	ug/L	130
Bromomethane	ND	200	ug/L	82
Carbon tetrachloride	ND	200	ug/L	26
Chlorobenzene	ND	200	ug/L	30
Chloroethane	ND	200	ug/L	58
Chloroform	ND	200	ug/L	32
Chloromethane	ND	200	ug/L	60
1,1-Dichloroethane	ND	200	ug/L	30
1,2-Dichloroethane	ND	200	ug/L	44
1,1-Dichloroethene	ND	200	ug/L	38
1,2-Dichloropropane	ND	200	ug/L	36
cis-1,3-Dichloropropene	ND	200	ug/L	28
trans-1,3-Dichloropropene	ND	200	ug/L	38
Ethylbenzene	ND	200	ug/L	34
Methylene chloride	**240**	**200**	**ug/L**	**66**
1,1,2,2-Tetrachloroethane	ND	200	ug/L	36
Tetrachloroethene	ND	200	ug/L	58
Toluene	**220**	**200**	**ug/L**	**26**
1,1,1-Trichloroethane	ND	200	ug/L	44
Trichloroethene	**7700**	**200**	**ug/L**	**34**
Vinyl chloride	**1700**	**200**	**ug/L**	**44**

SURROGATE	PERCENT RECOVERY	RECOVERY LIMITS
Dibromofluoromethane	84	(73 - 122)
1,2-Dichloroethane-d4	84	(61 - 128)
Toluene-d8	84	(76 - 110)
4-Bromofluorobenzene	86	(74 - 116)

NOTE(S):

J Estimated result. Result is less than RL.

Tetra Tech NUS, Inc

Client Sample ID: MSA-DMW1B-090409

GC/MS Volatiles

Lot-Sample #...: A9I050193-003 **Work Order #...:** LKE2P1A0 **Matrix.....:** WG
Date Sampled...: 09/04/09 13:50 **Date Received..:** 09/05/09
Prep Date.....: 09/17/09 **Analysis Date..:** 09/17/09
Prep Batch #...: 9261158
Dilution Factor: 90.91 **Initial Wgt/Vol:** 5 mL **Final Wgt/Vol..:** 5 mL
Method.....: SW846 8260B

PARAMETER	RESULT	REPORTING LIMIT	UNITS	MDL
Acetone	ND	450	ug/L	100
Bromobenzene	ND	91	ug/L	12
Bromochloromethane	ND	91	ug/L	26
Bromodichloromethane	ND	91	ug/L	14
2-Butanone	ND	450	ug/L	52
n-Butylbenzene	ND	91	ug/L	11
sec-Butylbenzene	ND	91	ug/L	12
tert-Butylbenzene	ND	91	ug/L	12
Carbon disulfide	ND	91	ug/L	12
Dibromochloromethane	ND	91	ug/L	16
1,2-Dibromo-3-chloro-propane	ND	180	ug/L	61
2-Chloroethyl vinyl ether	ND	450	ug/L	90
2-Chlorotoluene	ND	91	ug/L	10
4-Chlorotoluene	ND	91	ug/L	16
1,2-Dibromoethane	ND	91	ug/L	22
Dibromomethane	ND	91	ug/L	25
1,2-Dichlorobenzene	ND	91	ug/L	12
1,3-Dichlorobenzene	ND	91	ug/L	13
1,4-Dichlorobenzene	ND	91	ug/L	12
Dichlorodifluoromethane	ND	91	ug/L	28
cis-1,2-Dichloroethene	**2400**	**91**	**ug/L**	**15**
trans-1,2-Dichloroethene	ND	91	ug/L	17
1,3-Dichloropropane	ND	91	ug/L	15
2,2-Dichloropropane	ND	91	ug/L	12
1,1-Dichloropropene	ND	91	ug/L	12
Trichlorofluoromethane	ND	91	ug/L	19
Hexachlorobutadiene	ND	91	ug/L	27
2-Hexanone	ND	450	ug/L	37
Isopropylbenzene	ND	91	ug/L	12
p-Isopropyltoluene	ND	91	ug/L	11
tert-Butyl alcohol	ND	1800	ug/L	350
4-Methyl-2-pentanone	ND	450	ug/L	29
Naphthalene	ND	91	ug/L	22
n-Propylbenzene	ND	91	ug/L	13
Styrene	ND	91	ug/L	10
1,1,1,2-Tetrachloroethane	ND	91	ug/L	21
1,2,3-Trichlorobenzene	ND	91	ug/L	15

(Continued on next page)

Tetra Tech NUS, Inc

Client Sample ID: MSA-DMW1B-090409

GC/MS Volatiles

Lot-Sample #...: A9I050193-003 **Work Order #...:** LKE2P1A0 **Matrix.....:** WG

PARAMETER	RESULT	REPORTING LIMIT	UNITS	MDL
1,2,4-Trichloro-benzene	ND	91	ug/L	14
1,2,3-Trichloropropane	ND	91	ug/L	39
1,1,2-Trichloro-1,2,2-trifluoroethane	ND	91	ug/L	25
1,2,4-Trimethylbenzene	ND	91	ug/L	11
Vinyl acetate	ND	180	ug/L	17
o-Xylene	ND	91	ug/L	13
Xylenes (total)	ND	180	ug/L	25
Methyl tert-butyl ether	ND	450	ug/L	15
m-Xylene & p-Xylene	ND	180	ug/L	22
1,2,3-Trimethylbenzene	ND	450	ug/L	0.54
Diisopropyl Ether (DIPE)	ND	450	ug/L	140
Ethyl-t-Butyl Ether (ETBE)	ND	450	ug/L	10
Tert-amyl methyl ether (TAME)	ND	450	ug/L	6.1
Benzene	ND	91	ug/L	12
Bromoform	ND	91	ug/L	58
Bromomethane	ND	91	ug/L	37
Carbon tetrachloride	ND	91	ug/L	12
Chlorobenzene	ND	91	ug/L	14
Chloroethane	ND	91	ug/L	26
Chloroform	ND	91	ug/L	15
Chloromethane	ND	91	ug/L	27
1,1-Dichloroethane	ND	91	ug/L	14
1,2-Dichloroethane	ND	91	ug/L	20
1,1-Dichloroethene	ND	91	ug/L	17
1,2-Dichloropropane	ND	91	ug/L	16
cis-1,3-Dichloropropene	ND	91	ug/L	13
trans-1,3-Dichloropropene	ND	91	ug/L	17
Ethylbenzene	ND	91	ug/L	15
Methylene chloride	ND	91	ug/L	30
1,1,2,2-Tetrachloroethane	ND	91	ug/L	16
Tetrachloroethene	ND	91	ug/L	26
Toluene	ND	91	ug/L	12
1,1,1-Trichloroethane	ND	91	ug/L	20
Trichloroethene	**490**	**91**	**ug/L**	**15**
Vinyl chloride	**2800**	**91**	**ug/L**	**20**

SURROGATE	PERCENT RECOVERY	RECOVERY LIMITS
Dibromofluoromethane	85	(73 - 122)
1,2-Dichloroethane-d4	84	(61 - 128)
Toluene-d8	83	(76 - 110)
4-Bromofluorobenzene	84	(74 - 116)

Tetra Tech NUS, Inc

Client Sample ID: MSA-DMW2A-090309

GC/MS Volatiles

Lot-Sample #...: A9I040243-004 **Work Order #...:** LKDJ11A0 **Matrix.....:** WG
Date Sampled...: 09/03/09 13:45 **Date Received..:** 09/04/09
Prep Date.....: 09/15/09 **Analysis Date..:** 09/15/09
Prep Batch #...: 9259176
Dilution Factor: 500 **Initial Wgt/Vol:** 5 mL **Final Wgt/Vol..:** 5 mL
Method.....: SW846 8260B

PARAMETER	RESULT	REPORTING LIMIT	UNITS	MDL
Acetone	ND	2500	ug/L	550
Bromobenzene	ND	500	ug/L	65
Bromochloromethane	ND	500	ug/L	140
Bromodichloromethane	ND	500	ug/L	75
2-Butanone	ND	2500	ug/L	280
n-Butylbenzene	ND	500	ug/L	60
sec-Butylbenzene	ND	500	ug/L	65
tert-Butylbenzene	ND	500	ug/L	65
Carbon disulfide	ND	500	ug/L	65
Dibromochloromethane	ND	500	ug/L	90
1,2-Dibromo-3-chloro-propane	ND	1000	ug/L	340
2-Chloroethyl vinyl ether	ND	2500	ug/L	500
2-Chlorotoluene	ND	500	ug/L	55
4-Chlorotoluene	ND	500	ug/L	90
1,2-Dibromoethane	ND	500	ug/L	120
Dibromomethane	ND	500	ug/L	140
1,2-Dichlorobenzene	ND	500	ug/L	65
1,3-Dichlorobenzene	ND	500	ug/L	70
1,4-Dichlorobenzene	ND	500	ug/L	65
Dichlorodifluoromethane	ND	500	ug/L	160
cis-1,2-Dichloroethene	**4400**	**500**	**ug/L**	**85**
trans-1,2-Dichloroethene	ND	500	ug/L	95
1,3-Dichloropropane	ND	500	ug/L	80
2,2-Dichloropropane	ND	500	ug/L	65
1,1-Dichloropropene	ND	500	ug/L	65
Trichlorofluoromethane	ND	500	ug/L	100
Hexachlorobutadiene	ND	500	ug/L	150
2-Hexanone	ND	2500	ug/L	200
Isopropylbenzene	ND	500	ug/L	65
p-Isopropyltoluene	ND	500	ug/L	60
tert-Butyl alcohol	ND	10000	ug/L	2000
4-Methyl-2-pentanone	ND	2500	ug/L	160
Naphthalene	ND	500	ug/L	120
n-Propylbenzene	ND	500	ug/L	70
Styrene	ND	500	ug/L	55
1,1,1,2-Tetrachloroethane	ND	500	ug/L	120
1,2,3-Trichlorobenzene	ND	500	ug/L	85

(Continued on next page)

Tetra Tech NUS, Inc

Client Sample ID: MSA-DMW2A-090309

GC/MS Volatiles

Lot-Sample #...: A9I040243-004 **Work Order #...:** LKDJ11A0 **Matrix.....:** WG

PARAMETER	RESULT	REPORTING LIMIT	UNITS	MDL
1,2,4-Trichloro-benzene	**520**	**500**	**ug/L**	**75**
1,2,3-Trichloropropane	ND	500	ug/L	220
1,1,2-Trichloro-1,2,2-trifluoroethane	ND	500	ug/L	140
1,2,4-Trimethylbenzene	ND	500	ug/L	60
Vinyl acetate	ND	1000	ug/L	95
o-Xylene	ND	500	ug/L	70
Xylenes (total)	ND	1000	ug/L	140
Methyl tert-butyl ether	ND	2500	ug/L	85
m-Xylene & p-Xylene	ND	1000	ug/L	120
1,2,3-Trimethylbenzene	ND	2500	ug/L	3.0
Diisopropyl Ether (DIPE)	ND	2500	ug/L	750
Ethyl-t-Butyl Ether (ETBE)	ND	2500	ug/L	55
Tert-amyl methyl ether (TAME)	ND	2500	ug/L	34
Benzene	ND	500	ug/L	65
Bromoform	ND	500	ug/L	320
Bromomethane	ND	500	ug/L	200
Carbon tetrachloride	ND	500	ug/L	65
Chlorobenzene	ND	500	ug/L	75
Chloroethane	ND	500	ug/L	140
Chloroform	ND	500	ug/L	80
Chloromethane	ND	500	ug/L	150
1,1-Dichloroethane	ND	500	ug/L	75
1,2-Dichloroethane	**140 J**	**500**	**ug/L**	**110**
1,1-Dichloroethene	ND	500	ug/L	95
1,2-Dichloropropane	ND	500	ug/L	90
cis-1,3-Dichloropropene	ND	500	ug/L	70
trans-1,3-Dichloropropene	ND	500	ug/L	95
Ethylbenzene	ND	500	ug/L	85
Methylene chloride	**540 B**	**500**	**ug/L**	**160**
1,1,2,2-Tetrachloroethane	ND	500	ug/L	90
Tetrachloroethene	ND	500	ug/L	140
Toluene	ND	500	ug/L	65
1,1,1-Trichloroethane	ND	500	ug/L	110
Trichloroethene	**17000**	**500**	**ug/L**	**85**
Vinyl chloride	**710**	**500**	**ug/L**	**110**

SURROGATE	PERCENT RECOVERY	RECOVERY LIMITS
Dibromofluoromethane	104	(73 - 122)
1,2-Dichloroethane-d4	112	(61 - 128)
Toluene-d8	94	(76 - 110)
4-Bromofluorobenzene	83	(74 - 116)

(Continued on next page)

Tetra Tech NUS, Inc

Client Sample ID: MSA-DMW2A-090309

GC/MS Volatiles

Lot-Sample #...: A9I040243-004 Work Order #...: LKDJ11A0 Matrix.....: WG

NOTE(S):

J Estimated result. Result is less than RL.

B Method blank contamination. The associated method blank contains the target analyte at a reportable level.

Tetra Tech NUS, Inc

Client Sample ID: MSA-DMW3I-090309

GC/MS Volatiles

Lot-Sample #...: A9I040243-008 **Work Order #...:** LKDKW1A0 **Matrix.....:** WG
Date Sampled...: 09/03/09 08:55 **Date Received..:** 09/04/09
Prep Date.....: 09/15/09 **Analysis Date..:** 09/15/09
Prep Batch #...: 9259176
Dilution Factor: 500 **Initial Wgt/Vol:** 5 mL **Final Wgt/Vol..:** 5 mL
Method.....: SW846 8260B

PARAMETER	RESULT	REPORTING LIMIT	UNITS	MDL
Acetone	ND	2500	ug/L	550
Bromobenzene	ND	500	ug/L	65
Bromochloromethane	ND	500	ug/L	140
Bromodichloromethane	ND	500	ug/L	75
2-Butanone	ND	2500	ug/L	280
n-Butylbenzene	ND	500	ug/L	60
sec-Butylbenzene	ND	500	ug/L	65
tert-Butylbenzene	ND	500	ug/L	65
Carbon disulfide	ND	500	ug/L	65
Dibromochloromethane	ND	500	ug/L	90
1,2-Dibromo-3-chloro-propane	ND	1000	ug/L	340
2-Chloroethyl vinyl ether	ND	2500	ug/L	500
2-Chlorotoluene	ND	500	ug/L	55
4-Chlorotoluene	ND	500	ug/L	90
1,2-Dibromoethane	ND	500	ug/L	120
Dibromomethane	ND	500	ug/L	140
1,2-Dichlorobenzene	ND	500	ug/L	65
1,3-Dichlorobenzene	ND	500	ug/L	70
1,4-Dichlorobenzene	ND	500	ug/L	65
Dichlorodifluoromethane	ND	500	ug/L	160
cis-1,2-Dichloroethene	**17000**	**500**	**ug/L**	**85**
trans-1,2-Dichloroethene	ND	500	ug/L	95
1,3-Dichloropropane	ND	500	ug/L	80
2,2-Dichloropropane	ND	500	ug/L	65
1,1-Dichloropropene	ND	500	ug/L	65
Trichlorofluoromethane	ND	500	ug/L	100
Hexachlorobutadiene	ND	500	ug/L	150
2-Hexanone	ND	2500	ug/L	200
Isopropylbenzene	ND	500	ug/L	65
p-Isopropyltoluene	ND	500	ug/L	60
tert-Butyl alcohol	ND	10000	ug/L	2000
4-Methyl-2-pentanone	ND	2500	ug/L	160
Naphthalene	ND	500	ug/L	120
n-Propylbenzene	ND	500	ug/L	70
Styrene	ND	500	ug/L	55
1,1,1,2-Tetrachloroethane	ND	500	ug/L	120
1,2,3-Trichlorobenzene	ND	500	ug/L	85

(Continued on next page)

Tetra Tech NUS, Inc

Client Sample ID: MSA-DMW3I-090309

GC/MS Volatiles

Lot-Sample #...: A9I040243-008 **Work Order #...:** LKDKW1A0 **Matrix.....:** WG

PARAMETER	RESULT	REPORTING LIMIT	UNITS	MDL
1,2,4-Trichloro-benzene	**560**	**500**	**ug/L**	**75**
1,2,3-Trichloropropane	ND	500	ug/L	220
1,1,2-Trichloro-1,2,2-trifluoroethane	ND	500	ug/L	140
1,2,4-Trimethylbenzene	ND	500	ug/L	60
Vinyl acetate	ND	1000	ug/L	95
o-Xylene	ND	500	ug/L	70
Xylenes (total)	ND	1000	ug/L	140
Methyl tert-butyl ether	ND	2500	ug/L	85
m-Xylene & p-Xylene	ND	1000	ug/L	120
1,2,3-Trimethylbenzene	ND	2500	ug/L	3.0
Diisopropyl Ether (DIPE)	ND	2500	ug/L	750
Ethyl-t-Butyl Ether (ETBE)	ND	2500	ug/L	55
Tert-amyl methyl ether (TAME)	ND	2500	ug/L	34
Benzene	ND	500	ug/L	65
Bromoform	ND	500	ug/L	320
Bromomethane	ND	500	ug/L	200
Carbon tetrachloride	ND	500	ug/L	65
Chlorobenzene	ND	500	ug/L	75
Chloroethane	ND	500	ug/L	140
Chloroform	**85 J**	**500**	**ug/L**	**80**
Chloromethane	ND	500	ug/L	150
1,1-Dichloroethane	ND	500	ug/L	75
1,2-Dichloroethane	**160 J**	**500**	**ug/L**	**110**
1,1-Dichloroethene	ND	500	ug/L	95
1,2-Dichloropropane	ND	500	ug/L	90
cis-1,3-Dichloropropene	ND	500	ug/L	70
trans-1,3-Dichloropropene	ND	500	ug/L	95
Ethylbenzene	ND	500	ug/L	85
Methylene chloride	**500 B**	**500**	**ug/L**	**160**
1,1,2,2-Tetrachloroethane	ND	500	ug/L	90
Tetrachloroethene	ND	500	ug/L	140
Toluene	**150 J**	**500**	**ug/L**	**65**
1,1,1-Trichloroethane	ND	500	ug/L	110
Trichloroethene	**18000**	**500**	**ug/L**	**85**
Vinyl chloride	**3800**	**500**	**ug/L**	**110**

SURROGATE	PERCENT RECOVERY	RECOVERY LIMITS
Dibromofluoromethane	108	(73 - 122)
1,2-Dichloroethane-d4	114	(61 - 128)
Toluene-d8	91	(76 - 110)
4-Bromofluorobenzene	83	(74 - 116)

(Continued on next page)

Tetra Tech NUS, Inc

Client Sample ID: MSA-DMW3I-090309

GC/MS Volatiles

Lot-Sample #...: A9I040243-008 Work Order #...: LKDKW1A0 Matrix.....: WG

NOTE(S):

J Estimated result. Result is less than RL.

B Method blank contamination. The associated method blank contains the target analyte at a reportable level.

Tetra Tech NUS, Inc

Client Sample ID: MSA-DMW3S-090309

GC/MS Volatiles

Lot-Sample #...: A9I040243-009 **Work Order #...:** LKDK01AM **Matrix.....:** WG
Date Sampled...: 09/03/09 10:45 **Date Received..:** 09/04/09
Prep Date.....: 09/15/09 **Analysis Date..:** 09/15/09
Prep Batch #...: 9259176
Dilution Factor: 83.33 **Initial Wgt/Vol:** 5 mL **Final Wgt/Vol..:** 5 mL
Method.....: SW846 8260B

PARAMETER	RESULT	REPORTING LIMIT	UNITS	MDL
Acetone	ND	420	ug/L	92
Bromobenzene	ND	83	ug/L	11
Bromochloromethane	ND	83	ug/L	24
Bromodichloromethane	ND	83	ug/L	12
2-Butanone	ND	420	ug/L	47
n-Butylbenzene	ND	83	ug/L	10
sec-Butylbenzene	ND	83	ug/L	11
tert-Butylbenzene	ND	83	ug/L	11
Carbon disulfide	ND	83	ug/L	11
Dibromochloromethane	ND	83	ug/L	15
1,2-Dibromo-3-chloro-propane	ND	170	ug/L	56
2-Chloroethyl vinyl ether	ND	420	ug/L	82
2-Chlorotoluene	ND	83	ug/L	9.2
4-Chlorotoluene	ND	83	ug/L	15
1,2-Dibromoethane	ND	83	ug/L	20
Dibromomethane	ND	83	ug/L	23
1,2-Dichlorobenzene	ND	83	ug/L	11
1,3-Dichlorobenzene	ND	83	ug/L	12
1,4-Dichlorobenzene	ND	83	ug/L	11
Dichlorodifluoromethane	ND	83	ug/L	26
cis-1,2-Dichloroethene	**330**	**83**	**ug/L**	**14**
trans-1,2-Dichloroethene	**120**	**83**	**ug/L**	**16**
1,3-Dichloropropane	ND	83	ug/L	13
2,2-Dichloropropane	ND	83	ug/L	11
1,1-Dichloropropene	ND	83	ug/L	11
Trichlorofluoromethane	ND	83	ug/L	17
Hexachlorobutadiene	ND	83	ug/L	25
2-Hexanone	ND	420	ug/L	34
Isopropylbenzene	ND	83	ug/L	11
p-Isopropyltoluene	ND	83	ug/L	10
tert-Butyl alcohol	ND	1700	ug/L	320
4-Methyl-2-pentanone	ND	420	ug/L	27
Naphthalene	ND	83	ug/L	20
n-Propylbenzene	ND	83	ug/L	12
Styrene	ND	83	ug/L	9.2
1,1,1,2-Tetrachloroethane	ND	83	ug/L	19
1,2,3-Trichlorobenzene	ND	83	ug/L	14

(Continued on next page)

Tetra Tech NUS, Inc

Client Sample ID: MSA-DMW3S-090309

GC/MS Volatiles

Lot-Sample #...: A9I040243-009 **Work Order #...:** LKDK01AM **Matrix.....:** WG

PARAMETER	RESULT	REPORTING LIMIT	UNITS	MDL
1,2,4-Trichloro-benzene	ND	83	ug/L	12
1,2,3-Trichloropropane	ND	83	ug/L	36
1,1,2-Trichloro-1,2,2-trifluoroethane	ND	83	ug/L	23
1,2,4-Trimethylbenzene	ND	83	ug/L	10
Vinyl acetate	ND	170	ug/L	16
o-Xylene	ND	83	ug/L	12
Xylenes (total)	ND	170	ug/L	23
Methyl tert-butyl ether	ND	420	ug/L	14
m-Xylene & p-Xylene	ND	170	ug/L	20
1,2,3-Trimethylbenzene	ND	420	ug/L	0.49
Diisopropyl Ether (DIPE)	ND	420	ug/L	120
Ethyl-t-Butyl Ether (ETBE)	ND	420	ug/L	9.2
Tert-amyl methyl ether (TAME)	ND	420	ug/L	5.6
Benzene	ND	83	ug/L	11
Bromoform	ND	83	ug/L	53
Bromomethane	ND	83	ug/L	34
Carbon tetrachloride	ND	83	ug/L	11
Chlorobenzene	ND	83	ug/L	12
Chloroethane	ND	83	ug/L	24
Chloroform	ND	83	ug/L	13
Chloromethane	ND	83	ug/L	25
1,1-Dichloroethane	ND	83	ug/L	12
1,2-Dichloroethane	ND	83	ug/L	18
1,1-Dichloroethene	ND	83	ug/L	16
1,2-Dichloropropane	ND	83	ug/L	15
cis-1,3-Dichloropropene	ND	83	ug/L	12
trans-1,3-Dichloropropene	ND	83	ug/L	16
Ethylbenzene	ND	83	ug/L	14
Methylene chloride	**90 B**	**83**	**ug/L**	**27**
1,1,2,2-Tetrachloroethane	ND	83	ug/L	15
Tetrachloroethene	ND	83	ug/L	24
Toluene	ND	83	ug/L	11
1,1,1-Trichloroethane	ND	83	ug/L	18
Trichloroethene	ND	83	ug/L	14
Vinyl chloride	**2400**	**83**	**ug/L**	**18**

SURROGATE	PERCENT RECOVERY	RECOVERY LIMITS
Dibromofluoromethane	103	(73 - 122)
1,2-Dichloroethane-d4	116	(61 - 128)
Toluene-d8	92	(76 - 110)
4-Bromofluorobenzene	82	(74 - 116)

NOTE(S):

B Method blank contamination. The associated method blank contains the target analyte at a reportable level.

Tetra Tech NUS, Inc

Client Sample ID: MSA-DMW4D-090309

GC/MS Volatiles

Lot-Sample #...: A9I040243-011 **Work Order #...:** LKDLM1AM **Matrix.....:** WG
Date Sampled...: 09/03/09 15:30 **Date Received..:** 09/04/09
Prep Date.....: 09/15/09 **Analysis Date..:** 09/15/09
Prep Batch #...: 9259176
Dilution Factor: 166.67 **Initial Wgt/Vol:** 5 mL **Final Wgt/Vol..:** 5 mL
Method.....: SW846 8260B

PARAMETER	RESULT	REPORTING LIMIT	UNITS	MDL
Acetone	ND	830	ug/L	180
Bromobenzene	ND	170	ug/L	22
Bromochloromethane	ND	170	ug/L	48
Bromodichloromethane	ND	170	ug/L	25
2-Butanone	ND	830	ug/L	95
n-Butylbenzene	ND	170	ug/L	20
sec-Butylbenzene	ND	170	ug/L	22
tert-Butylbenzene	ND	170	ug/L	22
Carbon disulfide	ND	170	ug/L	22
Dibromochloromethane	ND	170	ug/L	30
1,2-Dibromo-3-chloro-propane	ND	330	ug/L	110
2-Chloroethyl vinyl ether	ND	830	ug/L	170
2-Chlorotoluene	ND	170	ug/L	18
4-Chlorotoluene	ND	170	ug/L	30
1,2-Dibromoethane	ND	170	ug/L	40
Dibromomethane	ND	170	ug/L	47
1,2-Dichlorobenzene	ND	170	ug/L	22
1,3-Dichlorobenzene	ND	170	ug/L	23
1,4-Dichlorobenzene	ND	170	ug/L	22
Dichlorodifluoromethane	ND	170	ug/L	52
cis-1,2-Dichloroethene	**400**	**170**	**ug/L**	**28**
trans-1,2-Dichloroethene	ND	170	ug/L	32
1,3-Dichloropropane	ND	170	ug/L	27
2,2-Dichloropropane	ND	170	ug/L	22
1,1-Dichloropropene	ND	170	ug/L	22
Trichlorofluoromethane	ND	170	ug/L	35
Hexachlorobutadiene	ND	170	ug/L	50
2-Hexanone	ND	830	ug/L	68
Isopropylbenzene	ND	170	ug/L	22
p-Isopropyltoluene	ND	170	ug/L	20
tert-Butyl alcohol	ND	3300	ug/L	650
4-Methyl-2-pentanone	ND	830	ug/L	53
Naphthalene	ND	170	ug/L	40
n-Propylbenzene	ND	170	ug/L	23
Styrene	ND	170	ug/L	18
1,1,1,2-Tetrachloroethane	ND	170	ug/L	38
1,2,3-Trichlorobenzene	ND	170	ug/L	28

(Continued on next page)

Tetra Tech NUS, Inc

Client Sample ID: MSA-DMW4D-090309

GC/MS Volatiles

Lot-Sample #...: A9I040243-011 **Work Order #...:** LKDLM1AM **Matrix.....:** WG

PARAMETER	RESULT	REPORTING LIMIT	UNITS	MDL
1,2,4-Trichloro-benzene	ND	170	ug/L	25
1,2,3-Trichloropropane	ND	170	ug/L	72
1,1,2-Trichloro-1,2,2-trifluoroethane	ND	170	ug/L	47
1,2,4-Trimethylbenzene	ND	170	ug/L	20
Vinyl acetate	ND	330	ug/L	32
o-Xylene	ND	170	ug/L	23
Xylenes (total)	ND	330	ug/L	47
Methyl tert-butyl ether	ND	830	ug/L	28
m-Xylene & p-Xylene	ND	330	ug/L	40
1,2,3-Trimethylbenzene	ND	830	ug/L	0.98
Diisopropyl Ether (DIPE)	ND	830	ug/L	250
Ethyl-t-Butyl Ether (ETBE)	ND	830	ug/L	18
Tert-amyl methyl ether (TAME)	ND	830	ug/L	11
Benzene	ND	170	ug/L	22
Bromoform	ND	170	ug/L	110
Bromomethane	ND	170	ug/L	68
Carbon tetrachloride	ND	170	ug/L	22
Chlorobenzene	ND	170	ug/L	25
Chloroethane	ND	170	ug/L	48
Chloroform	ND	170	ug/L	27
Chloromethane	ND	170	ug/L	50
1,1-Dichloroethane	ND	170	ug/L	25
1,2-Dichloroethane	ND	170	ug/L	37
1,1-Dichloroethene	ND	170	ug/L	32
1,2-Dichloropropane	ND	170	ug/L	30
cis-1,3-Dichloropropene	ND	170	ug/L	23
trans-1,3-Dichloropropene	ND	170	ug/L	32
Ethylbenzene	ND	170	ug/L	28
Methylene chloride	**190 B**	**170**	**ug/L**	**55**
1,1,2,2-Tetrachloroethane	ND	170	ug/L	30
Tetrachloroethene	ND	170	ug/L	48
Toluene	ND	170	ug/L	22
1,1,1-Trichloroethane	ND	170	ug/L	37
Trichloroethene	**5800**	**170**	**ug/L**	**28**
Vinyl chloride	ND	170	ug/L	37

SURROGATE	PERCENT RECOVERY	RECOVERY LIMITS
Dibromofluoromethane	103	(73 - 122)
1,2-Dichloroethane-d4	115	(61 - 128)
Toluene-d8	92	(76 - 110)
4-Bromofluorobenzene	82	(74 - 116)

NOTE(S):

B Method blank contamination. The associated method blank contains the target analyte at a reportable level.

Tetra Tech NUS, Inc

Client Sample ID: MSA-DMW4S-090309

GC/MS Volatiles

Lot-Sample #...: A9I040243-010 **Work Order #...:** LKDK11AA **Matrix.....:** WG
Date Sampled...: 09/03/09 13:15 **Date Received..:** 09/04/09
Prep Date.....: 09/15/09 **Analysis Date..:** 09/15/09
Prep Batch #...: 9259176
Dilution Factor: 20 **Initial Wgt/Vol:** 5 mL **Final Wgt/Vol..:** 5 mL
Method.....: SW846 8260B

PARAMETER	RESULT	REPORTING LIMIT	UNITS	MDL
Acetone	ND	100	ug/L	22
Bromobenzene	ND	20	ug/L	2.6
Bromochloromethane	ND	20	ug/L	5.8
Bromodichloromethane	ND	20	ug/L	3.0
2-Butanone	ND	100	ug/L	11
n-Butylbenzene	ND	20	ug/L	2.4
sec-Butylbenzene	ND	20	ug/L	2.6
tert-Butylbenzene	ND	20	ug/L	2.6
Carbon disulfide	ND	20	ug/L	2.6
Dibromochloromethane	ND	20	ug/L	3.6
1,2-Dibromo-3-chloro-propane	ND	40	ug/L	13
2-Chloroethyl vinyl ether	ND	100	ug/L	20
2-Chlorotoluene	ND	20	ug/L	2.2
4-Chlorotoluene	ND	20	ug/L	3.6
1,2-Dibromoethane	ND	20	ug/L	4.8
Dibromomethane	ND	20	ug/L	5.6
1,2-Dichlorobenzene	ND	20	ug/L	2.6
1,3-Dichlorobenzene	ND	20	ug/L	2.8
1,4-Dichlorobenzene	ND	20	ug/L	2.6
Dichlorodifluoromethane	ND	20	ug/L	6.2
cis-1,2-Dichloroethene	**120**	**20**	**ug/L**	**3.4**
trans-1,2-Dichloroethene	ND	20	ug/L	3.8
1,3-Dichloropropane	ND	20	ug/L	3.2
2,2-Dichloropropane	ND	20	ug/L	2.6
1,1-Dichloropropene	ND	20	ug/L	2.6
Trichlorofluoromethane	ND	20	ug/L	4.2
Hexachlorobutadiene	ND	20	ug/L	6.0
2-Hexanone	ND	100	ug/L	8.2
Isopropylbenzene	ND	20	ug/L	2.6
p-Isopropyltoluene	ND	20	ug/L	2.4
tert-Butyl alcohol	ND	400	ug/L	78
4-Methyl-2-pentanone	ND	100	ug/L	6.4
Naphthalene	ND	20	ug/L	4.8
n-Propylbenzene	ND	20	ug/L	2.8
Styrene	ND	20	ug/L	2.2
1,1,1,2-Tetrachloroethane	ND	20	ug/L	4.6
1,2,3-Trichlorobenzene	ND	20	ug/L	3.4

(Continued on next page)

Tetra Tech NUS, Inc

Client Sample ID: MSA-DMW4S-090309

GC/MS Volatiles

Lot-Sample #...: A9I040243-010 **Work Order #...:** LKDK11AA **Matrix.....:** WG

PARAMETER	RESULT	REPORTING LIMIT	UNITS	MDL
1,2,4-Trichloro-benzene	ND	20	ug/L	3.0
1,2,3-Trichloropropane	ND	20	ug/L	8.6
1,1,2-Trichloro-1,2,2-trifluoroethane	ND	20	ug/L	5.6
1,2,4-Trimethylbenzene	ND	20	ug/L	2.4
Vinyl acetate	ND	40	ug/L	3.8
o-Xylene	ND	20	ug/L	2.8
Xylenes (total)	ND	40	ug/L	5.6
Methyl tert-butyl ether	ND	100	ug/L	3.4
m-Xylene & p-Xylene	ND	40	ug/L	4.8
1,2,3-Trimethylbenzene	ND	100	ug/L	0.12
Diisopropyl Ether (DIPE)	ND	100	ug/L	30
Ethyl-t-Butyl Ether (ETBE)	ND	100	ug/L	2.2
Tert-amyl methyl ether (TAME)	ND	100	ug/L	1.3
Benzene	ND	20	ug/L	2.6
Bromoform	ND	20	ug/L	13
Bromomethane	ND	20	ug/L	8.2
Carbon tetrachloride	ND	20	ug/L	2.6
Chlorobenzene	ND	20	ug/L	3.0
Chloroethane	ND	20	ug/L	5.8
Chloroform	ND	20	ug/L	3.2
Chloromethane	ND	20	ug/L	6.0
1,1-Dichloroethane	ND	20	ug/L	3.0
1,2-Dichloroethane	**9.2 J**	**20**	**ug/L**	**4.4**
1,1-Dichloroethene	**11 J**	**20**	**ug/L**	**3.8**
1,2-Dichloropropane	ND	20	ug/L	3.6
cis-1,3-Dichloropropene	ND	20	ug/L	2.8
trans-1,3-Dichloropropene	ND	20	ug/L	3.8
Ethylbenzene	ND	20	ug/L	3.4
Methylene chloride	**21 B**	**20**	**ug/L**	**6.6**
1,1,2,2-Tetrachloroethane	ND	20	ug/L	3.6
Tetrachloroethene	ND	20	ug/L	5.8
Toluene	ND	20	ug/L	2.6
1,1,1-Trichloroethane	ND	20	ug/L	4.4
Trichloroethene	**630**	**20**	**ug/L**	**3.4**
Vinyl chloride	**37**	**20**	**ug/L**	**4.4**

SURROGATE	PERCENT RECOVERY	RECOVERY LIMITS
Dibromofluoromethane	102	(73 - 122)
1,2-Dichloroethane-d4	114	(61 - 128)
Toluene-d8	93	(76 - 110)
4-Bromofluorobenzene	80	(74 - 116)

(Continued on next page)

Tetra Tech NUS, Inc

Client Sample ID: MSA-DMW4S-090309

GC/MS Volatiles

Lot-Sample #...: A9I040243-010 Work Order #...: LKDK11AA Matrix.....: WG

NOTE(S):

J Estimated result. Result is less than RL.

B Method blank contamination. The associated method blank contains the target analyte at a reportable level.

Tetra Tech NUS, Inc

Client Sample ID: MSA-DMW5S-090309

GC/MS Volatiles

Lot-Sample #...: A9I040243-006 **Work Order #...:** LKDKF1AM **Matrix.....:** WG
Date Sampled...: 09/03/09 12:11 **Date Received..:** 09/04/09
Prep Date.....: 09/15/09 **Analysis Date..:** 09/15/09
Prep Batch #...: 9259176
Dilution Factor: 250 **Initial Wgt/Vol:** 5 mL **Final Wgt/Vol..:** 5 mL
Method.....: SW846 8260B

PARAMETER	RESULT	REPORTING LIMIT	UNITS	MDL
Acetone	ND	1200	ug/L	280
Bromobenzene	ND	250	ug/L	32
Bromochloromethane	ND	250	ug/L	72
Bromodichloromethane	ND	250	ug/L	38
2-Butanone	ND	1200	ug/L	140
n-Butylbenzene	ND	250	ug/L	30
sec-Butylbenzene	ND	250	ug/L	32
tert-Butylbenzene	ND	250	ug/L	32
Carbon disulfide	ND	250	ug/L	32
Dibromochloromethane	ND	250	ug/L	45
1,2-Dibromo-3-chloro-propane	ND	500	ug/L	170
2-Chloroethyl vinyl ether	ND	1200	ug/L	250
2-Chlorotoluene	ND	250	ug/L	28
4-Chlorotoluene	ND	250	ug/L	45
1,2-Dibromoethane	ND	250	ug/L	60
Dibromomethane	ND	250	ug/L	70
1,2-Dichlorobenzene	ND	250	ug/L	32
1,3-Dichlorobenzene	ND	250	ug/L	35
1,4-Dichlorobenzene	ND	250	ug/L	32
Dichlorodifluoromethane	ND	250	ug/L	78
cis-1,2-Dichloroethene	**980**	**250**	**ug/L**	**42**
trans-1,2-Dichloroethene	ND	250	ug/L	48
1,3-Dichloropropane	ND	250	ug/L	40
2,2-Dichloropropane	ND	250	ug/L	32
1,1-Dichloropropene	ND	250	ug/L	32
Trichlorofluoromethane	ND	250	ug/L	52
Hexachlorobutadiene	ND	250	ug/L	75
2-Hexanone	ND	1200	ug/L	100
Isopropylbenzene	ND	250	ug/L	32
p-Isopropyltoluene	ND	250	ug/L	30
tert-Butyl alcohol	ND	5000	ug/L	980
4-Methyl-2-pentanone	ND	1200	ug/L	80
Naphthalene	ND	250	ug/L	60
n-Propylbenzene	ND	250	ug/L	35
Styrene	ND	250	ug/L	28
1,1,1,2-Tetrachloroethane	ND	250	ug/L	58
1,2,3-Trichlorobenzene	ND	250	ug/L	42

(Continued on next page)

Tetra Tech NUS, Inc

Client Sample ID: MSA-DMW5S-090309

GC/MS Volatiles

Lot-Sample #...: A9I040243-006 **Work Order #...:** LKDKF1AM **Matrix.....:** WG

PARAMETER	RESULT	REPORTING LIMIT	UNITS	MDL
1,2,4-Trichloro-benzene	ND	250	ug/L	38
1,2,3-Trichloropropane	ND	250	ug/L	110
1,1,2-Trichloro-1,2,2-trifluoroethane	ND	250	ug/L	70
1,2,4-Trimethylbenzene	ND	250	ug/L	30
Vinyl acetate	ND	500	ug/L	48
o-Xylene	ND	250	ug/L	35
Xylenes (total)	ND	500	ug/L	70
Methyl tert-butyl ether	ND	1200	ug/L	42
m-Xylene & p-Xylene	ND	500	ug/L	60
1,2,3-Trimethylbenzene	ND	1200	ug/L	1.5
Diisopropyl Ether (DIPE)	ND	1200	ug/L	380
Ethyl-t-Butyl Ether (ETBE)	ND	1200	ug/L	28
Tert-amyl methyl ether (TAME)	ND	1200	ug/L	17
Benzene	ND	250	ug/L	32
Bromoform	ND	250	ug/L	160
Bromomethane	ND	250	ug/L	100
Carbon tetrachloride	ND	250	ug/L	32
Chlorobenzene	ND	250	ug/L	38
Chloroethane	ND	250	ug/L	72
Chloroform	ND	250	ug/L	40
Chloromethane	ND	250	ug/L	75
1,1-Dichloroethane	ND	250	ug/L	38
1,2-Dichloroethane	ND	250	ug/L	55
1,1-Dichloroethene	ND	250	ug/L	48
1,2-Dichloropropane	ND	250	ug/L	45
cis-1,3-Dichloropropene	ND	250	ug/L	35
trans-1,3-Dichloropropene	ND	250	ug/L	48
Ethylbenzene	ND	250	ug/L	42
Methylene chloride	**280 B**	**250**	**ug/L**	**82**
1,1,2,2-Tetrachloroethane	ND	250	ug/L	45
Tetrachloroethene	ND	250	ug/L	72
Toluene	ND	250	ug/L	32
1,1,1-Trichloroethane	ND	250	ug/L	55
Trichloroethene	**9000**	**250**	**ug/L**	**42**
Vinyl chloride	ND	250	ug/L	55

SURROGATE	PERCENT RECOVERY	RECOVERY LIMITS
Dibromofluoromethane	102	(73 - 122)
1,2-Dichloroethane-d4	111	(61 - 128)
Toluene-d8	91	(76 - 110)
4-Bromofluorobenzene	83	(74 - 116)

NOTE(S):

B Method blank contamination. The associated method blank contains the target analyte at a reportable level.

Tetra Tech NUS, Inc

Client Sample ID: MSA-DMW6D-090309

GC/MS Volatiles

Lot-Sample #...: A9I040243-003 **Work Order #...:** LKDHG1A0 **Matrix.....:** WG
Date Sampled...: 09/03/09 11:40 **Date Received..:** 09/04/09
Prep Date.....: 09/15/09 **Analysis Date..:** 09/15/09
Prep Batch #...: 9259176
Dilution Factor: 1 **Initial Wgt/Vol:** 5 mL **Final Wgt/Vol..:** 5 mL
Method.....: SW846 8260B

PARAMETER	RESULT	REPORTING LIMIT	UNITS	MDL
Acetone	ND	5.0	ug/L	1.1
Bromobenzene	ND	1.0	ug/L	0.13
Bromochloromethane	ND	1.0	ug/L	0.29
Bromodichloromethane	ND	1.0	ug/L	0.15
2-Butanone	ND	5.0	ug/L	0.57
n-Butylbenzene	ND	1.0	ug/L	0.12
sec-Butylbenzene	ND	1.0	ug/L	0.13
tert-Butylbenzene	ND	1.0	ug/L	0.13
Carbon disulfide	ND	1.0	ug/L	0.13
Dibromochloromethane	ND	1.0	ug/L	0.18
1,2-Dibromo-3-chloro-propane	ND	2.0	ug/L	0.67
2-Chloroethyl vinyl ether	ND	5.0	ug/L	0.99
2-Chlorotoluene	ND	1.0	ug/L	0.11
4-Chlorotoluene	ND	1.0	ug/L	0.18
1,2-Dibromoethane	ND	1.0	ug/L	0.24
Dibromomethane	ND	1.0	ug/L	0.28
1,2-Dichlorobenzene	ND	1.0	ug/L	0.13
1,3-Dichlorobenzene	ND	1.0	ug/L	0.14
1,4-Dichlorobenzene	ND	1.0	ug/L	0.13
Dichlorodifluoromethane	ND	1.0	ug/L	0.31
cis-1,2-Dichloroethene	ND	1.0	ug/L	0.17
trans-1,2-Dichloroethene	ND	1.0	ug/L	0.19
1,3-Dichloropropane	ND	1.0	ug/L	0.16
2,2-Dichloropropane	ND	1.0	ug/L	0.13
1,1-Dichloropropene	ND	1.0	ug/L	0.13
Trichlorofluoromethane	ND	1.0	ug/L	0.21
Hexachlorobutadiene	ND	1.0	ug/L	0.30
2-Hexanone	ND	5.0	ug/L	0.41
Isopropylbenzene	ND	1.0	ug/L	0.13
p-Isopropyltoluene	ND	1.0	ug/L	0.12
tert-Butyl alcohol	ND	20	ug/L	3.9
4-Methyl-2-pentanone	ND	5.0	ug/L	0.32
Naphthalene	ND	1.0	ug/L	0.24
n-Propylbenzene	ND	1.0	ug/L	0.14
Styrene	ND	1.0	ug/L	0.11
1,1,1,2-Tetrachloroethane	ND	1.0	ug/L	0.23
1,2,3-Trichlorobenzene	ND	1.0	ug/L	0.17

(Continued on next page)

Tetra Tech NUS, Inc

Client Sample ID: MSA-DMW6D-090309

GC/MS Volatiles

Lot-Sample #...: A9I040243-003 **Work Order #...:** LKDHG1A0 **Matrix.....:** WG

PARAMETER	RESULT	REPORTING LIMIT	UNITS	MDL
1,2,4-Trichloro-benzene	ND	1.0	ug/L	0.15
1,2,3-Trichloropropane	ND	1.0	ug/L	0.43
1,1,2-Trichloro-1,2,2-trifluoroethane	ND	1.0	ug/L	0.28
1,2,4-Trimethylbenzene	ND	1.0	ug/L	0.12
Vinyl acetate	ND	2.0	ug/L	0.19
o-Xylene	ND	1.0	ug/L	0.14
Xylenes (total)	ND	2.0	ug/L	0.28
Methyl tert-butyl ether	ND	5.0	ug/L	0.17
m-Xylene & p-Xylene	ND	2.0	ug/L	0.24
1,2,3-Trimethylbenzene	ND	5.0	ug/L	0.0059
Diisopropyl Ether (DIPE)	ND	5.0	ug/L	1.5
Ethyl-t-Butyl Ether (ETBE)	ND	5.0	ug/L	0.11
Tert-amyl methyl ether (TAME)	ND	5.0	ug/L	0.067
Benzene	ND	1.0	ug/L	0.13
Bromoform	ND	1.0	ug/L	0.64
Bromomethane	ND	1.0	ug/L	0.41
Carbon tetrachloride	ND	1.0	ug/L	0.13
Chlorobenzene	ND	1.0	ug/L	0.15
Chloroethane	ND	1.0	ug/L	0.29
Chloroform	ND	1.0	ug/L	0.16
Chloromethane	ND	1.0	ug/L	0.30
1,1-Dichloroethane	ND	1.0	ug/L	0.15
1,2-Dichloroethane	ND	1.0	ug/L	0.22
1,1-Dichloroethene	ND	1.0	ug/L	0.19
1,2-Dichloropropane	ND	1.0	ug/L	0.18
cis-1,3-Dichloropropene	ND	1.0	ug/L	0.14
trans-1,3-Dichloropropene	ND	1.0	ug/L	0.19
Ethylbenzene	ND	1.0	ug/L	0.17
Methylene chloride	ND	1.0	ug/L	0.33
1,1,2,2-Tetrachloroethane	ND	1.0	ug/L	0.18
Tetrachloroethene	ND	1.0	ug/L	0.29
Toluene	ND	1.0	ug/L	0.13
1,1,1-Trichloroethane	ND	1.0	ug/L	0.22
Trichloroethene	ND	1.0	ug/L	0.17
Vinyl chloride	ND	1.0	ug/L	0.22

SURROGATE	PERCENT RECOVERY	RECOVERY LIMITS
Dibromofluoromethane	103	(73 - 122)
1,2-Dichloroethane-d4	114	(61 - 128)
Toluene-d8	91	(76 - 110)
4-Bromofluorobenzene	85	(74 - 116)

Tetra Tech NUS, Inc

Client Sample ID: MSA-DMW6I-090309

GC/MS Volatiles

Lot-Sample #...: A9I040243-002 **Work Order #...:** LKDHE1AM **Matrix.....:** WG
Date Sampled...: 09/03/09 10:15 **Date Received..:** 09/04/09
Prep Date.....: 09/15/09 **Analysis Date..:** 09/15/09
Prep Batch #...: 9259176
Dilution Factor: 1 **Initial Wgt/Vol:** 5 mL **Final Wgt/Vol..:** 5 mL
Method.....: SW846 8260B

PARAMETER	RESULT	REPORTING LIMIT	UNITS	MDL
Acetone	**3.8 J**	**5.0**	**ug/L**	**1.1**
Bromobenzene	ND	1.0	ug/L	0.13
Bromochloromethane	ND	1.0	ug/L	0.29
Bromodichloromethane	ND	1.0	ug/L	0.15
2-Butanone	ND	5.0	ug/L	0.57
n-Butylbenzene	ND	1.0	ug/L	0.12
sec-Butylbenzene	ND	1.0	ug/L	0.13
tert-Butylbenzene	ND	1.0	ug/L	0.13
Carbon disulfide	ND	1.0	ug/L	0.13
Dibromochloromethane	ND	1.0	ug/L	0.18
1,2-Dibromo-3-chloro-propane	ND	2.0	ug/L	0.67
2-Chloroethyl vinyl ether	ND	5.0	ug/L	0.99
2-Chlorotoluene	ND	1.0	ug/L	0.11
4-Chlorotoluene	ND	1.0	ug/L	0.18
1,2-Dibromoethane	ND	1.0	ug/L	0.24
Dibromomethane	ND	1.0	ug/L	0.28
1,2-Dichlorobenzene	ND	1.0	ug/L	0.13
1,3-Dichlorobenzene	ND	1.0	ug/L	0.14
1,4-Dichlorobenzene	ND	1.0	ug/L	0.13
Dichlorodifluoromethane	ND	1.0	ug/L	0.31
cis-1,2-Dichloroethene	ND	1.0	ug/L	0.17
trans-1,2-Dichloroethene	ND	1.0	ug/L	0.19
1,3-Dichloropropane	ND	1.0	ug/L	0.16
2,2-Dichloropropane	ND	1.0	ug/L	0.13
1,1-Dichloropropene	ND	1.0	ug/L	0.13
Trichlorofluoromethane	ND	1.0	ug/L	0.21
Hexachlorobutadiene	ND	1.0	ug/L	0.30
2-Hexanone	ND	5.0	ug/L	0.41
Isopropylbenzene	ND	1.0	ug/L	0.13
p-Isopropyltoluene	ND	1.0	ug/L	0.12
tert-Butyl alcohol	ND	20	ug/L	3.9
4-Methyl-2-pentanone	ND	5.0	ug/L	0.32
Naphthalene	ND	1.0	ug/L	0.24
n-Propylbenzene	ND	1.0	ug/L	0.14
Styrene	ND	1.0	ug/L	0.11
1,1,1,2-Tetrachloroethane	ND	1.0	ug/L	0.23
1,2,3-Trichlorobenzene	ND	1.0	ug/L	0.17

(Continued on next page)

Tetra Tech NUS, Inc

Client Sample ID: MSA-DMW6I-090309

GC/MS Volatiles

Lot-Sample #...: A9I040243-002 **Work Order #...:** LKDHE1AM **Matrix.....:** WG

PARAMETER	RESULT	REPORTING LIMIT	UNITS	MDL
1,2,4-Trichloro-benzene	ND	1.0	ug/L	0.15
1,2,3-Trichloropropane	ND	1.0	ug/L	0.43
1,1,2-Trichloro-1,2,2-trifluoroethane	ND	1.0	ug/L	0.28
1,2,4-Trimethylbenzene	ND	1.0	ug/L	0.12
Vinyl acetate	ND	2.0	ug/L	0.19
o-Xylene	ND	1.0	ug/L	0.14
Xylenes (total)	ND	2.0	ug/L	0.28
Methyl tert-butyl ether	ND	5.0	ug/L	0.17
m-Xylene & p-Xylene	ND	2.0	ug/L	0.24
1,2,3-Trimethylbenzene	ND	5.0	ug/L	0.0059
Diisopropyl Ether (DIPE)	ND	5.0	ug/L	1.5
Ethyl-t-Butyl Ether (ETBE)	ND	5.0	ug/L	0.11
Tert-amyl methyl ether (TAME)	ND	5.0	ug/L	0.067
Benzene	ND	1.0	ug/L	0.13
Bromoform	ND	1.0	ug/L	0.64
Bromomethane	ND	1.0	ug/L	0.41
Carbon tetrachloride	ND	1.0	ug/L	0.13
Chlorobenzene	ND	1.0	ug/L	0.15
Chloroethane	ND	1.0	ug/L	0.29
Chloroform	ND	1.0	ug/L	0.16
Chloromethane	ND	1.0	ug/L	0.30
1,1-Dichloroethane	ND	1.0	ug/L	0.15
1,2-Dichloroethane	ND	1.0	ug/L	0.22
1,1-Dichloroethene	ND	1.0	ug/L	0.19
1,2-Dichloropropane	ND	1.0	ug/L	0.18
cis-1,3-Dichloropropene	ND	1.0	ug/L	0.14
trans-1,3-Dichloropropene	ND	1.0	ug/L	0.19
Ethylbenzene	ND	1.0	ug/L	0.17
Methylene chloride	ND	1.0	ug/L	0.33
1,1,2,2-Tetrachloroethane	ND	1.0	ug/L	0.18
Tetrachloroethene	ND	1.0	ug/L	0.29
Toluene	ND	1.0	ug/L	0.13
1,1,1-Trichloroethane	ND	1.0	ug/L	0.22
Trichloroethene	ND	1.0	ug/L	0.17
Vinyl chloride	ND	1.0	ug/L	0.22

SURROGATE	PERCENT RECOVERY	RECOVERY LIMITS
Dibromofluoromethane	99	(73 - 122)
1,2-Dichloroethane-d4	107	(61 - 128)
Toluene-d8	91	(76 - 110)
4-Bromofluorobenzene	82	(74 - 116)

NOTE(S):

J Estimated result. Result is less than RL.

Tetra Tech NUS, Inc

Client Sample ID: MSA-DMW6S-090309

GC/MS Volatiles

Lot-Sample #...: A9I040243-001 **Work Order #...:** LKDGK1AA **Matrix.....:** WG
Date Sampled...: 09/03/09 09:05 **Date Received..:** 09/04/09
Prep Date.....: 09/15/09 **Analysis Date..:** 09/15/09
Prep Batch #...: 9259176
Dilution Factor: 1 **Initial Wgt/Vol:** 5 mL **Final Wgt/Vol..:** 5 mL
Method.....: SW846 8260B

PARAMETER	RESULT	REPORTING LIMIT	UNITS	MDL
Acetone	**14**	**5.0**	**ug/L**	**1.1**
Bromobenzene	ND	1.0	ug/L	0.13
Bromochloromethane	ND	1.0	ug/L	0.29
Bromodichloromethane	ND	1.0	ug/L	0.15
2-Butanone	ND	5.0	ug/L	0.57
n-Butylbenzene	ND	1.0	ug/L	0.12
sec-Butylbenzene	ND	1.0	ug/L	0.13
tert-Butylbenzene	ND	1.0	ug/L	0.13
Carbon disulfide	ND	1.0	ug/L	0.13
Dibromochloromethane	ND	1.0	ug/L	0.18
1,2-Dibromo-3-chloro-propane	ND	2.0	ug/L	0.67
2-Chloroethyl vinyl ether	ND	5.0	ug/L	0.99
2-Chlorotoluene	ND	1.0	ug/L	0.11
4-Chlorotoluene	ND	1.0	ug/L	0.18
1,2-Dibromoethane	ND	1.0	ug/L	0.24
Dibromomethane	ND	1.0	ug/L	0.28
1,2-Dichlorobenzene	ND	1.0	ug/L	0.13
1,3-Dichlorobenzene	ND	1.0	ug/L	0.14
1,4-Dichlorobenzene	ND	1.0	ug/L	0.13
Dichlorodifluoromethane	ND	1.0	ug/L	0.31
cis-1,2-Dichloroethene	**2.7**	**1.0**	**ug/L**	**0.17**
trans-1,2-Dichloroethene	ND	1.0	ug/L	0.19
1,3-Dichloropropane	ND	1.0	ug/L	0.16
2,2-Dichloropropane	ND	1.0	ug/L	0.13
1,1-Dichloropropene	ND	1.0	ug/L	0.13
Trichlorofluoromethane	ND	1.0	ug/L	0.21
Hexachlorobutadiene	ND	1.0	ug/L	0.30
2-Hexanone	ND	5.0	ug/L	0.41
Isopropylbenzene	ND	1.0	ug/L	0.13
p-Isopropyltoluene	ND	1.0	ug/L	0.12
tert-Butyl alcohol	ND	20	ug/L	3.9
4-Methyl-2-pentanone	ND	5.0	ug/L	0.32
Naphthalene	ND	1.0	ug/L	0.24
n-Propylbenzene	ND	1.0	ug/L	0.14
Styrene	ND	1.0	ug/L	0.11
1,1,1,2-Tetrachloroethane	ND	1.0	ug/L	0.23
1,2,3-Trichlorobenzene	ND	1.0	ug/L	0.17

(Continued on next page)

Tetra Tech NUS, Inc

Client Sample ID: MSA-DMW6S-090309

GC/MS Volatiles

Lot-Sample #...: A9I040243-001 **Work Order #...:** LKDGK1AA **Matrix.....:** WG

PARAMETER	RESULT	REPORTING LIMIT	UNITS	MDL
1,2,4-Trichloro-benzene	ND	1.0	ug/L	0.15
1,2,3-Trichloropropane	ND	1.0	ug/L	0.43
1,1,2-Trichloro-1,2,2-trifluoroethane	ND	1.0	ug/L	0.28
1,2,4-Trimethylbenzene	ND	1.0	ug/L	0.12
Vinyl acetate	ND	2.0	ug/L	0.19
o-Xylene	ND	1.0	ug/L	0.14
Xylenes (total)	ND	2.0	ug/L	0.28
Methyl tert-butyl ether	ND	5.0	ug/L	0.17
m-Xylene & p-Xylene	ND	2.0	ug/L	0.24
1,2,3-Trimethylbenzene	ND	5.0	ug/L	0.0059
Diisopropyl Ether (DIPE)	ND	5.0	ug/L	1.5
Ethyl-t-Butyl Ether (ETBE)	ND	5.0	ug/L	0.11
Tert-amyl methyl ether (TAME)	ND	5.0	ug/L	0.067
Benzene	ND	1.0	ug/L	0.13
Bromoform	ND	1.0	ug/L	0.64
Bromomethane	ND	1.0	ug/L	0.41
Carbon tetrachloride	ND	1.0	ug/L	0.13
Chlorobenzene	**0.33 J**	**1.0**	**ug/L**	**0.15**
Chloroethane	ND	1.0	ug/L	0.29
Chloroform	ND	1.0	ug/L	0.16
Chloromethane	ND	1.0	ug/L	0.30
1,1-Dichloroethane	ND	1.0	ug/L	0.15
1,2-Dichloroethane	ND	1.0	ug/L	0.22
1,1-Dichloroethene	ND	1.0	ug/L	0.19
1,2-Dichloropropane	ND	1.0	ug/L	0.18
cis-1,3-Dichloropropene	ND	1.0	ug/L	0.14
trans-1,3-Dichloropropene	ND	1.0	ug/L	0.19
Ethylbenzene	ND	1.0	ug/L	0.17
Methylene chloride	ND	1.0	ug/L	0.33
1,1,2,2-Tetrachloroethane	ND	1.0	ug/L	0.18
Tetrachloroethene	ND	1.0	ug/L	0.29
Toluene	ND	1.0	ug/L	0.13
1,1,1-Trichloroethane	ND	1.0	ug/L	0.22
Trichloroethene	**0.83 J**	**1.0**	**ug/L**	**0.17**
Vinyl chloride	ND	1.0	ug/L	0.22

SURROGATE	PERCENT RECOVERY	RECOVERY LIMITS
Dibromofluoromethane	102	(73 - 122)
1,2-Dichloroethane-d4	110	(61 - 128)
Toluene-d8	91	(76 - 110)
4-Bromofluorobenzene	86	(74 - 116)

NOTE(S):

J Estimated result. Result is less than RL.

Tetra Tech NUS, Inc

Client Sample ID: MSA-MW29D-090309

GC/MS Volatiles

Lot-Sample #...: A9I040243-007 **Work Order #...:** LKDKT1A0 **Matrix.....:** WG
Date Sampled...: 09/03/09 15:03 **Date Received..:** 09/04/09
Prep Date.....: 09/15/09 **Analysis Date..:** 09/15/09
Prep Batch #...: 9259176
Dilution Factor: 1 **Initial Wgt/Vol:** 5 mL **Final Wgt/Vol..:** 5 mL
Method.....: SW846 8260B

PARAMETER	RESULT	REPORTING LIMIT	UNITS	MDL
1,3-Dichloropropane	ND	1.0	ug/L	0.16
2,2-Dichloropropane	ND	1.0	ug/L	0.13
1,1-Dichloropropene	ND	1.0	ug/L	0.13
Trichlorofluoromethane	ND	1.0	ug/L	0.21
Hexachlorobutadiene	ND	1.0	ug/L	0.30
2-Hexanone	ND	5.0	ug/L	0.41
p-Isopropyltoluene	ND	1.0	ug/L	0.12
tert-Butyl alcohol	ND	20	ug/L	3.9
4-Methyl-2-pentanone	ND	5.0	ug/L	0.32
Naphthalene	ND	1.0	ug/L	0.24
n-Propylbenzene	ND	1.0	ug/L	0.14
Styrene	ND	1.0	ug/L	0.11
1,1,1,2-Tetrachloroethane	ND	1.0	ug/L	0.23
1,2,3-Trichlorobenzene	ND	1.0	ug/L	0.17
1,2,4-Trichloro-benzene	ND	1.0	ug/L	0.15
1,2,3-Trichloropropane	ND	1.0	ug/L	0.43
1,1,2-Trichloro-1,2,2-trifluoroethane	ND	1.0	ug/L	0.28
1,2,4-Trimethylbenzene	ND	1.0	ug/L	0.12
Vinyl acetate	ND	2.0	ug/L	0.19
o-Xylene	ND	1.0	ug/L	0.14
Xylenes (total)	ND	2.0	ug/L	0.28
Methyl tert-butyl ether	ND	5.0	ug/L	0.17
m-Xylene & p-Xylene	ND	2.0	ug/L	0.24
1,2,3-Trimethylbenzene	ND	5.0	ug/L	0.0059
Diisopropyl Ether (DIPE)	ND	5.0	ug/L	1.5
Ethyl-t-Butyl Ether (ETBE)	ND	5.0	ug/L	0.11
Tert-amyl methyl ether (TAME)	ND	5.0	ug/L	0.067
Acetone	**15**	**5.0**	**ug/L**	**1.1**
Bromobenzene	ND	1.0	ug/L	0.13
Bromochloromethane	ND	1.0	ug/L	0.29
Bromodichloromethane	ND	1.0	ug/L	0.15
2-Butanone	ND	5.0	ug/L	0.57
n-Butylbenzene	ND	1.0	ug/L	0.12
sec-Butylbenzene	ND	1.0	ug/L	0.13
tert-Butylbenzene	ND	1.0	ug/L	0.13
Carbon disulfide	ND	1.0	ug/L	0.13

(Continued on next page)

Tetra Tech NUS, Inc

Client Sample ID: MSA-MW29D-090309

GC/MS Volatiles

Lot-Sample #...: A9I040243-007 **Work Order #...:** LKDKT1A0 **Matrix.....:** WG

PARAMETER	RESULT	REPORTING LIMIT	UNITS	MDL
Dibromochloromethane	ND	1.0	ug/L	0.18
1,2-Dibromo-3-chloro-propane	ND	2.0	ug/L	0.67
2-Chloroethyl vinyl ether	ND	5.0	ug/L	0.99
2-Chlorotoluene	ND	1.0	ug/L	0.11
4-Chlorotoluene	ND	1.0	ug/L	0.18
1,2-Dibromoethane	ND	1.0	ug/L	0.24
Dibromomethane	ND	1.0	ug/L	0.28
1,2-Dichlorobenzene	ND	1.0	ug/L	0.13
1,3-Dichlorobenzene	ND	1.0	ug/L	0.14
1,4-Dichlorobenzene	ND	1.0	ug/L	0.13
Dichlorodifluoromethane	ND	1.0	ug/L	0.31
cis-1,2-Dichloroethene	ND	1.0	ug/L	0.17
trans-1,2-Dichloroethene	ND	1.0	ug/L	0.19
Isopropylbenzene	ND	1.0	ug/L	0.13
Benzene	ND	1.0	ug/L	0.13
Bromoform	ND	1.0	ug/L	0.64
Bromomethane	ND	1.0	ug/L	0.41
Carbon tetrachloride	ND	1.0	ug/L	0.13
Chlorobenzene	ND	1.0	ug/L	0.15
Chloroethane	ND	1.0	ug/L	0.29
Chloroform	ND	1.0	ug/L	0.16
Chloromethane	ND	1.0	ug/L	0.30
1,1-Dichloroethane	ND	1.0	ug/L	0.15
1,2-Dichloroethane	ND	1.0	ug/L	0.22
1,1-Dichloroethene	ND	1.0	ug/L	0.19
1,2-Dichloropropane	ND	1.0	ug/L	0.18
cis-1,3-Dichloropropene	ND	1.0	ug/L	0.14
trans-1,3-Dichloropropene	ND	1.0	ug/L	0.19
Ethylbenzene	ND	1.0	ug/L	0.17
Methylene chloride	ND	1.0	ug/L	0.33
1,1,2,2-Tetrachloroethane	ND	1.0	ug/L	0.18
Tetrachloroethene	ND	1.0	ug/L	0.29
Toluene	ND	1.0	ug/L	0.13
1,1,1-Trichloroethane	ND	1.0	ug/L	0.22
Trichloroethene	ND	1.0	ug/L	0.17
Vinyl chloride	ND	1.0	ug/L	0.22

SURROGATE	PERCENT RECOVERY	RECOVERY LIMITS
Dibromofluoromethane	102	(73 - 122)
1,2-Dichloroethane-d4	113	(61 - 128)
Toluene-d8	90	(76 - 110)
4-Bromofluorobenzene	82	(74 - 116)

Tetra Tech NUS, Inc

Client Sample ID: TB-090309-01

GC/MS Volatiles

Lot-Sample #...: A9I040243-005 **Work Order #...:** LKDJ71AA **Matrix.....:** WQ
Date Sampled...: 09/03/09 **Date Received..:** 09/04/09
Prep Date.....: 09/15/09 **Analysis Date..:** 09/15/09
Prep Batch #...: 9259176
Dilution Factor: 1 **Initial Wgt/Vol:** 5 mL **Final Wgt/Vol..:** 5 mL
Method.....: SW846 8260B

PARAMETER	RESULT	REPORTING LIMIT	UNITS	MDL
Acetone	**9.0**	**5.0**	**ug/L**	**1.1**
Bromobenzene	ND	1.0	ug/L	0.13
Bromochloromethane	ND	1.0	ug/L	0.29
Bromodichloromethane	ND	1.0	ug/L	0.15
2-Butanone	ND	5.0	ug/L	0.57
n-Butylbenzene	ND	1.0	ug/L	0.12
sec-Butylbenzene	ND	1.0	ug/L	0.13
tert-Butylbenzene	ND	1.0	ug/L	0.13
Carbon disulfide	ND	1.0	ug/L	0.13
Dibromochloromethane	ND	1.0	ug/L	0.18
1,2-Dibromo-3-chloro-propane	ND	2.0	ug/L	0.67
2-Chloroethyl vinyl ether	ND	5.0	ug/L	0.99
2-Chlorotoluene	ND	1.0	ug/L	0.11
4-Chlorotoluene	ND	1.0	ug/L	0.18
1,2-Dibromoethane	ND	1.0	ug/L	0.24
Dibromomethane	ND	1.0	ug/L	0.28
1,2-Dichlorobenzene	ND	1.0	ug/L	0.13
1,3-Dichlorobenzene	ND	1.0	ug/L	0.14
1,4-Dichlorobenzene	ND	1.0	ug/L	0.13
Dichlorodifluoromethane	ND	1.0	ug/L	0.31
cis-1,2-Dichloroethene	ND	1.0	ug/L	0.17
trans-1,2-Dichloroethene	ND	1.0	ug/L	0.19
1,3-Dichloropropane	ND	1.0	ug/L	0.16
2,2-Dichloropropane	ND	1.0	ug/L	0.13
1,1-Dichloropropene	ND	1.0	ug/L	0.13
Trichlorofluoromethane	ND	1.0	ug/L	0.21
Hexachlorobutadiene	ND	1.0	ug/L	0.30
2-Hexanone	ND	5.0	ug/L	0.41
Isopropylbenzene	ND	1.0	ug/L	0.13
p-Isopropyltoluene	ND	1.0	ug/L	0.12
tert-Butyl alcohol	ND	20	ug/L	3.9
4-Methyl-2-pentanone	ND	5.0	ug/L	0.32
Naphthalene	ND	1.0	ug/L	0.24
n-Propylbenzene	ND	1.0	ug/L	0.14
Styrene	ND	1.0	ug/L	0.11
1,1,1,2-Tetrachloroethane	ND	1.0	ug/L	0.23
1,2,3-Trichlorobenzene	ND	1.0	ug/L	0.17

(Continued on next page)

Tetra Tech NUS, Inc

Client Sample ID: TB-090309-01

GC/MS Volatiles

Lot-Sample #...: A9I040243-005 **Work Order #...:** LKDJ71AA **Matrix.....:** WQ

PARAMETER	RESULT	REPORTING LIMIT	UNITS	MDL
1,2,4-Trichloro-benzene	ND	1.0	ug/L	0.15
1,2,3-Trichloropropane	ND	1.0	ug/L	0.43
1,1,2-Trichloro-1,2,2-trifluoroethane	ND	1.0	ug/L	0.28
1,2,4-Trimethylbenzene	ND	1.0	ug/L	0.12
Vinyl acetate	ND	2.0	ug/L	0.19
o-Xylene	ND	1.0	ug/L	0.14
Xylenes (total)	ND	2.0	ug/L	0.28
Methyl tert-butyl ether	ND	5.0	ug/L	0.17
m-Xylene & p-Xylene	ND	2.0	ug/L	0.24
1,2,3-Trimethylbenzene	ND	5.0	ug/L	0.0059
Diisopropyl Ether (DIPE)	ND	5.0	ug/L	1.5
Ethyl-t-Butyl Ether (ETBE)	ND	5.0	ug/L	0.11
Tert-amyl methyl ether (TAME)	ND	5.0	ug/L	0.067
Benzene	ND	1.0	ug/L	0.13
Bromoform	ND	1.0	ug/L	0.64
Bromomethane	ND	1.0	ug/L	0.41
Carbon tetrachloride	ND	1.0	ug/L	0.13
Chlorobenzene	ND	1.0	ug/L	0.15
Chloroethane	ND	1.0	ug/L	0.29
Chloroform	ND	1.0	ug/L	0.16
Chloromethane	ND	1.0	ug/L	0.30
1,1-Dichloroethane	ND	1.0	ug/L	0.15
1,2-Dichloroethane	ND	1.0	ug/L	0.22
1,1-Dichloroethene	ND	1.0	ug/L	0.19
1,2-Dichloropropane	ND	1.0	ug/L	0.18
cis-1,3-Dichloropropene	ND	1.0	ug/L	0.14
trans-1,3-Dichloropropene	ND	1.0	ug/L	0.19
Ethylbenzene	ND	1.0	ug/L	0.17
Methylene chloride	ND	1.0	ug/L	0.33
1,1,2,2-Tetrachloroethane	ND	1.0	ug/L	0.18
Tetrachloroethene	ND	1.0	ug/L	0.29
Toluene	**0.94 J**	**1.0**	**ug/L**	**0.13**
1,1,1-Trichloroethane	ND	1.0	ug/L	0.22
Trichloroethene	ND	1.0	ug/L	0.17
Vinyl chloride	ND	1.0	ug/L	0.22

SURROGATE	PERCENT RECOVERY	RECOVERY LIMITS
Dibromofluoromethane	102	(73 - 122)
1,2-Dichloroethane-d4	111	(61 - 128)
Toluene-d8	89	(76 - 110)
4-Bromofluorobenzene	80	(74 - 116)

NOTE(S):

J Estimated result. Result is less than RL.

Tetra Tech NUS, Inc

Client Sample ID: TB-090409-02

GC/MS Volatiles

Lot-Sample #...: A9I050193-004	**Work Order #...:** LKE2Q1AA	**Matrix.....:** WQ	
Date Sampled...: 09/04/09	**Date Received..:** 09/05/09		
Prep Date.....: 09/17/09	**Analysis Date..:** 09/17/09		
Prep Batch #...: 9261158			
Dilution Factor: 1	**Initial Wgt/Vol:** 5 mL	**Final Wgt/Vol..:** 5 mL	
	Method.....: SW846 8260B		

PARAMETER	RESULT	REPORTING LIMIT	UNITS	MDL
Acetone	**3.4 J**	**5.0**	**ug/L**	**1.1**
Bromobenzene	ND	1.0	ug/L	0.13
Bromochloromethane	ND	1.0	ug/L	0.29
Bromodichloromethane	ND	1.0	ug/L	0.15
2-Butanone	ND	5.0	ug/L	0.57
n-Butylbenzene	ND	1.0	ug/L	0.12
sec-Butylbenzene	ND	1.0	ug/L	0.13
tert-Butylbenzene	ND	1.0	ug/L	0.13
Carbon disulfide	**0.64 J**	**1.0**	**ug/L**	**0.13**
Dibromochloromethane	ND	1.0	ug/L	0.18
1,2-Dibromo-3-chloro-propane	ND	2.0	ug/L	0.67
2-Chloroethyl vinyl ether	ND	5.0	ug/L	0.99
2-Chlorotoluene	ND	1.0	ug/L	0.11
4-Chlorotoluene	ND	1.0	ug/L	0.18
1,2-Dibromoethane	ND	1.0	ug/L	0.24
Dibromomethane	ND	1.0	ug/L	0.28
1,2-Dichlorobenzene	ND	1.0	ug/L	0.13
1,3-Dichlorobenzene	ND	1.0	ug/L	0.14
1,4-Dichlorobenzene	ND	1.0	ug/L	0.13
Dichlorodifluoromethane	ND	1.0	ug/L	0.31
cis-1,2-Dichloroethene	ND	1.0	ug/L	0.17
trans-1,2-Dichloroethene	ND	1.0	ug/L	0.19
1,3-Dichloropropane	ND	1.0	ug/L	0.16
2,2-Dichloropropane	ND	1.0	ug/L	0.13
1,1-Dichloropropene	ND	1.0	ug/L	0.13
Trichlorofluoromethane	ND	1.0	ug/L	0.21
Hexachlorobutadiene	ND	1.0	ug/L	0.30
2-Hexanone	ND	5.0	ug/L	0.41
Isopropylbenzene	ND	1.0	ug/L	0.13
p-Isopropyltoluene	ND	1.0	ug/L	0.12
tert-Butyl alcohol	ND	20	ug/L	3.9
4-Methyl-2-pentanone	ND	5.0	ug/L	0.32
Naphthalene	**0.67 J**	**1.0**	**ug/L**	**0.24**
n-Propylbenzene	ND	1.0	ug/L	0.14
Styrene	ND	1.0	ug/L	0.11
1,1,1,2-Tetrachloroethane	ND	1.0	ug/L	0.23
1,2,3-Trichlorobenzene	ND	1.0	ug/L	0.17

(Continued on next page)

Tetra Tech NUS, Inc

Client Sample ID: TB-090409-02

GC/MS Volatiles

Lot-Sample #...: A9I050193-004 **Work Order #...:** LKE2Q1AA **Matrix.....:** WQ

PARAMETER	RESULT	REPORTING LIMIT	UNITS	MDL
1,2,4-Trichloro-benzene	ND	1.0	ug/L	0.15
1,2,3-Trichloropropane	ND	1.0	ug/L	0.43
1,1,2-Trichloro-1,2,2-trifluoroethane	ND	1.0	ug/L	0.28
1,2,4-Trimethylbenzene	ND	1.0	ug/L	0.12
Vinyl acetate	ND	2.0	ug/L	0.19
o-Xylene	ND	1.0	ug/L	0.14
Xylenes (total)	ND	2.0	ug/L	0.28
Methyl tert-butyl ether	ND	5.0	ug/L	0.17
m-Xylene & p-Xylene	ND	2.0	ug/L	0.24
1,2,3-Trimethylbenzene	ND	5.0	ug/L	0.0059
Diisopropyl Ether (DIPE)	ND	5.0	ug/L	1.5
Ethyl-t-Butyl Ether (ETBE)	ND	5.0	ug/L	0.11
Tert-amyl methyl ether (TAME)	ND	5.0	ug/L	0.067
Benzene	ND	1.0	ug/L	0.13
Bromoform	ND	1.0	ug/L	0.64
Bromomethane	ND	1.0	ug/L	0.41
Carbon tetrachloride	ND	1.0	ug/L	0.13
Chlorobenzene	ND	1.0	ug/L	0.15
Chloroethane	ND	1.0	ug/L	0.29
Chloroform	**2.9**	**1.0**	**ug/L**	**0.16**
Chloromethane	ND	1.0	ug/L	0.30
1,1-Dichloroethane	ND	1.0	ug/L	0.15
1,2-Dichloroethane	ND	1.0	ug/L	0.22
1,1-Dichloroethene	ND	1.0	ug/L	0.19
1,2-Dichloropropane	ND	1.0	ug/L	0.18
cis-1,3-Dichloropropene	ND	1.0	ug/L	0.14
trans-1,3-Dichloropropene	ND	1.0	ug/L	0.19
Ethylbenzene	ND	1.0	ug/L	0.17
Methylene chloride	ND	1.0	ug/L	0.33
1,1,2,2-Tetrachloroethane	ND	1.0	ug/L	0.18
Tetrachloroethene	ND	1.0	ug/L	0.29
Toluene	ND	1.0	ug/L	0.13
1,1,1-Trichloroethane	ND	1.0	ug/L	0.22
Trichloroethene	ND	1.0	ug/L	0.17
Vinyl chloride	ND	1.0	ug/L	0.22

SURROGATE	PERCENT RECOVERY	RECOVERY LIMITS
Dibromofluoromethane	87	(73 - 122)
1,2-Dichloroethane-d4	86	(61 - 128)
Toluene-d8	83	(76 - 110)
4-Bromofluorobenzene	87	(74 - 116)

NOTE(S):

J Estimated result. Result is less than RL.

Tetra Tech NUS, Inc

Client Sample ID: MSA-DMW4D-090309

GC Volatiles

Lot-Sample #...:	A9I040243-011	**Work Order #...:**	LKDLM1CW	**Matrix.....:**	WG
Date Sampled...:	09/03/09 15:30	**Date Received..:**	09/04/09		
Prep Date.....:	09/09/09	**Analysis Date..:**	09/09/09		
Prep Batch #...:	9253068				
Dilution Factor:	1	**Initial Wgt/Vol:**	1 mL	**Final Wgt/Vol..:**	1 mL
		Method.....:	RSK SOP-175		

PARAMETER	RESULT	REPORTING LIMIT	UNITS	MDL
Methane	21	**0.50**	**ug/L**	**0.17**
Ethane	ND	0.50	ug/L	0.27
Ethene	1.6	**0.50**	**ug/L**	**0.24**

Tetra Tech NUS, Inc

Client Sample ID: MSA-DMW4S-090309

GC Volatiles

Lot-Sample #...:	A9I040243-010	Work Order #...:	LKDK11CM	Matrix.....:	WG
Date Sampled...:	09/03/09 13:15	Date Received..:	09/04/09		
Prep Date.....:	09/09/09	Analysis Date..:	09/09/09		
Prep Batch #...:	9253068				
Dilution Factor:	1	Initial Wgt/Vol:	1 mL	Final Wgt/Vol..:	1 mL
		Method.....:	RSK SOP-175		

PARAMETER	RESULT	REPORTING LIMIT	UNITS	MDL
Methane	210	0.50	ug/L	0.17
Ethane	3.3	0.50	ug/L	0.27
Ethene	2.5	0.50	ug/L	0.24

ORGANIC ANALYSIS DATA SHEET

EPA 8260B-SIM

MSA-DMW10S-090409

MSA-DMW10S-090409

Laboratory:	TestAmerica Irvine			SDG:	9I04243
Client:	TestAmerica North Canton			Project:	MSA Groundwater Sampling
Matrix:	Water	Laboratory ID:	ISI1161-01	File ID:	Q0916007.D
Sampled:	09/04/09 10:45	Prepared:	09/16/09 00:00	Analyzed:	09/16/09 13:00
Solids:		Preparation:	EPA 5030B GCMS	Initial/Final:	10 ml / 10 ml
Batch:	9I16033	Sequence:		Calibration:	Instrument: GCMS33

CAS NO.	COMPOUND	DILUTION	CONC. (ug/l)	Q
123-91-1	1,4-Dioxane	10	48	D
123-91-1	1,4-Dioxane	10	48	D

SYSTEM MONITORING COMPOUND	ADDED (ug/l)	CONC (ug/l)	% REC	QC LIMITS	Q
Dibromofluoromethane	1.00	1.11	111	80 - 120	
Dibromofluoromethane	1.00	1.11	111	80 - 120	

INTERNAL STANDARD	AREA	RT	REF AREA	REF RT	Q
1,4-Dioxane-d8 (IS)	8483	7.96	11272	7.96	
Pentafluorobenzene	71647	6.69	86227	6.69	

* Values outside of QC limits

ORGANIC ANALYSIS DATA SHEET

EPA 8260B-SIM

MSA-DMW1A-090409

MSA-DMW1A-090409

Laboratory:	TestAmerica Irvine			SDG:	9I04243
Client:	TestAmerica North Canton			Project:	MSA Groundwater Sampling
Matrix:	Water	Laboratory ID:	ISI1161-02	File ID:	Q0916013.D
Sampled:	09/04/09 12:25	Prepared:	09/16/09 00:00	Analyzed:	09/16/09 16:09
Solids:		Preparation:	EPA 5030B GCMS	Initial/Final:	10 ml / 10 ml
Batch:	9I16033	Sequence:		Calibration:	Instrument: GCMS33

CAS NO.	COMPOUND	DILUTION	CONC. (ug/l)	Q
123-91-1	1,4-Dioxane	100	490	D
123-91-1	1,4-Dioxane	100	490	D

SYSTEM MONITORING COMPOUND	ADDED (ug/l)	CONC (ug/l)	% REC	QC LIMITS	Q
Dibromofluoromethane	1.00	1.12	112	80 - 120	
Dibromofluoromethane	1.00	1.12	112	80 - 120	

INTERNAL STANDARD	AREA	RT	REF AREA	REF RT	Q
1,4-Dioxane-d8 (IS)	7188	7.96	11272	7.96	
Pentafluorobenzene	65538	6.69	86227	6.69	

* Values outside of QC limits

ORGANIC ANALYSIS DATA SHEET

EPA 8260B-SIM

MSA-DMWIB-090409

MSA-DMWIB-090409

Laboratory:	TestAmerica Irvine		SDG:	9I04243	
Client:	TestAmerica North Canton		Project:	MSA Groundwater Sampling	
Matrix:	Water	Laboratory ID:	ISI1161-03	File ID:	Q0916009.D
Sampled:	09/04/09 13:50	Prepared:	09/16/09 00:00	Analyzed:	09/16/09 14:03
Solids:		Preparation:	EPA 5030B GCMS	Initial/Final:	10 ml / 10 ml
Batch:	9I16033	Sequence:		Calibration:	Instrument: GCMS33

CAS NO.	COMPOUND	DILUTION	CONC. (ug/l)	Q
123-91-1	1,4-Dioxane	10	160	D
123-91-1	1,4-Dioxane	10	160	D

SYSTEM MONITORING COMPOUND	ADDED (ug/l)	CONC (ug/l)	% REC	QC LIMITS	Q
Dibromofluoromethane	1.00	1.14	114	80 - 120	
Dibromofluoromethane	1.00	1.14	114	80 - 120	

INTERNAL STANDARD	AREA	RT	REF AREA	REF RT	Q
1,4-Dioxane-d8 (IS)	7613	7.96	11272	7.96	
Pentafluorobenzene	71535	6.69	86227	6.69	

* Values outside of QC limits

ORGANIC ANALYSIS DATA SHEET

EPA 8260B-SIM

MSA-DMW2A-090309

MSA-DMW2A-090309

Laboratory:	TestAmerica Irvine			SDG:	9I04243
Client:	TestAmerica North Canton			Project:	MSA Groundwater Sampling
Matrix:	Water	Laboratory ID:	ISI1172-04	File ID:	V0916014.D
Sampled:	09/03/09 13:45	Prepared:	09/16/09 00:00	Analyzed:	09/16/09 15:36
Solids:		Preparation:	EPA 5030B GCMS	Initial/Final:	10 ml / 10 ml
Batch:	9I16024	Sequence:		Calibration:	Instrument: gcms45

CAS NO.	COMPOUND	DILUTION	CONC. (ug/l)	Q
123-91-1	1,4-Dioxane	100	890	D
123-91-1	1,4-Dioxane	100	890	D

SYSTEM MONITORING COMPOUND	ADDED (ug/l)	CONC (ug/l)	% REC	QC LIMITS	Q
Dibromofluoromethane	1.00	1.00	100	80 - 120	
Dibromofluoromethane	1.00	1.00	100	80 - 120	

INTERNAL STANDARD	AREA	RT	REF AREA	REF RT	Q
1,4-Dioxane-d8 (IS)	16373	5.73	13481	5.73	
Pentafluorobenzene	128596	4.52	129989	4.52	

* Values outside of QC limits

ORGANIC ANALYSIS DATA SHEET

EPA 8260B-SIM

MSA-DMW3I-090309

MSA-DMW3I-090309

Laboratory:	TestAmerica Irvine			SDG:	9I04243
Client:	TestAmerica North Canton			Project:	MSA Groundwater Sampling
Matrix:	Water	Laboratory ID:	ISI1172-07	File ID:	V0916012.D
Sampled:	09/03/09 08:55	Prepared:	09/16/09 00:00	Analyzed:	09/16/09 14:38
Solids:		Preparation:	EPA 5030B GCMS	Initial/Final:	10 ml / 10 ml
Batch:	9I16024	Sequence:		Calibration:	Instrument: gcms45

CAS NO.	COMPOUND	DILUTION	CONC. (ug/l)	Q
123-91-1	1,4-Dioxane	100	1100	D
123-91-1	1,4-Dioxane	100	1100	D

SYSTEM MONITORING COMPOUND	ADDED (ug/l)	CONC (ug/l)	% REC	QC LIMITS	Q
Dibromofluoromethane	1.00	0.960	96	80 - 120	
Dibromofluoromethane	1.00	0.960	96	80 - 120	

INTERNAL STANDARD	AREA	RT	REF AREA	REF RT	Q
1,4-Dioxane-d8 (IS)	15070	5.73	13481	5.73	
Pentafluorobenzene	114813	4.52	129989	4.52	

* Values outside of QC limits

ORGANIC ANALYSIS DATA SHEET

EPA 8260B-SIM

MSA-DMW35-090309

MSA-DMW35-090309

Laboratory: TestAmerica Irvine SDG: 9I04243

Client: TestAmerica North Canton Project: MSA Groundwater Sampling

Matrix: Water Laboratory ID: ISI1172-08 File ID: V0916004.D

Sampled: 09/03/09 10:45 Prepared: 09/16/09 00:00 Analyzed: 09/16/09 11:15

Solids: Preparation: EPA 5030B GCMS Initial/Final: 10 ml / 10 ml

Batch: 9I16024 Sequence: Calibration: Instrument: gcms45

CAS NO.	COMPOUND	DILUTION	CONC. (ug/l)	Q
123-91-1	1,4-Dioxane	10	480	D
123-91-1	1,4-Dioxane	10	480	D

SYSTEM MONITORING COMPOUND	ADDED (ug/l)	CONC (ug/l)	% REC	QC LIMITS	Q
Dibromofluoromethane	1.00	0.910	91	80 - 120	
Dibromofluoromethane	1.00	0.910	91	80 - 120	

INTERNAL STANDARD	AREA	RT	REF AREA	REF RT	Q
1,4-Dioxane-d8 (IS)	16086	5.73	13481	5.73	
Pentafluorobenzene	148712	4.52	129989	4.52	

* Values outside of QC limits

ORGANIC ANALYSIS DATA SHEET

EPA 8260B-SIM

MSA-DMW4D-090309

MSA-DMW4D-090309

Laboratory:	TestAmerica Irvine		SDG:	9I04243	
Client:	TestAmerica North Canton		Project:	MSA Groundwater Sampling	
Matrix:	Water	Laboratory ID:	ISI1172-10	File ID:	V0916006.D
Sampled:	09/03/09 15:30	Prepared:	09/16/09 00:00	Analyzed:	09/16/09 12:13
Solids:		Preparation:	EPA 5030B GCMS	Initial/Final:	10 ml / 10 ml
Batch:	9I16024	Sequence:		Calibration:	Instrument: gcms45

CAS NO.	COMPOUND	DILUTION	CONC. (ug/l)	Q
123-91-1	1,4-Dioxane	10	75	D
123-91-1	1,4-Dioxane	10	75	D

SYSTEM MONITORING COMPOUND	ADDED (ug/l)	CONC (ug/l)	% REC	QC LIMITS	Q
Dibromofluoromethane	1.00	0.970	97	80 - 120	
Dibromofluoromethane	1.00	0.970	97	80 - 120	

INTERNAL STANDARD	AREA	RT	REF AREA	REF RT	Q
1,4-Dioxane-d8 (IS)	14880	5.73	13481	5.73	
Pentafluorobenzene	129578	4.52	129989	4.52	

* Values outside of QC limits

ORGANIC ANALYSIS DATA SHEET

EPA 8260B-SIM

MSA-DMW45-090309

MSA-DMW45-090309

Laboratory:	TestAmerica Irvine			SDG:	9I04243
Client:	TestAmerica North Canton			Project:	MSA Groundwater Sampling
Matrix:	Water	Laboratory ID:	ISI1172-09	File ID:	V0916005.D
Sampled:	09/03/09 13:15	Prepared:	09/16/09 00:00	Analyzed:	09/16/09 11:44
Solids:		Preparation:	EPA 5030B GCMS	Initial/Final:	10 ml / 10 ml
Batch:	9I16024	Sequence:		Calibration:	Instrument: gcms45

CAS NO.	COMPOUND	DILUTION	CONC. (ug/l)	Q
123-91-1	1,4-Dioxane	10	120	D
123-91-1	1,4-Dioxane	10	120	D

SYSTEM MONITORING COMPOUND	ADDED (ug/l)	CONC (ug/l)	% REC	QC LIMITS	Q
Dibromofluoromethane	1.00	0.950	95	80 - 120	
Dibromofluoromethane	1.00	0.950	95	80 - 120	

INTERNAL STANDARD	AREA	RT	REF AREA	REF RT	Q
1,4-Dioxane-d8 (IS)	16731	5.73	13481	5.73	
Pentafluorobenzene	129920	4.52	129989	4.52	

* Values outside of QC limits

ORGANIC ANALYSIS DATA SHEET

MSA-DMW5S-090309

EPA 8260B-SIM

Laboratory:	TestAmerica Irvine			SDG:	9I04243
Client:	TestAmerica North Canton			Project:	MSA Groundwater Sampling
Matrix:	Water	Laboratory ID:	ISI1172-05	File ID:	Q0916006.D
Sampled:	09/03/09 12:11	Prepared:	09/16/09 00:00	Analyzed:	09/16/09 12:28
Solids:		Preparation:	EPA 5030B GCMS	Initial/Final:	10 ml / 10 ml
Batch:	9I16033	Sequence:		Calibration:	Instrument: GCMS33

CAS NO.	COMPOUND	DILUTION	CONC. (ug/l)	Q
123-91-1	1,4-Dioxane	10	41	D
123-91-1	1,4-Dioxane	10	41	D

SYSTEM MONITORING COMPOUND	ADDED (ug/l)	CONC (ug/l)	% REC	QC LIMITS	Q
Dibromofluoromethane	1.00	1.14	114	80 - 120	
Dibromofluoromethane	1.00	1.14	114	80 - 120	

INTERNAL STANDARD	AREA	RT	REF AREA	REF RT	Q
1,4-Dioxane-d8 (IS)	8743	7.95	11272	7.96	
Pentafluorobenzene	76163	6.69	86227	6.69	

* Values outside of QC limits

ORGANIC ANALYSIS DATA SHEET

EPA 8260B-SIM

MSA-DMW6D-090309

MSA-DMW6D-090309

Laboratory:	TestAmerica Irvine			SDG:	9I04243
Client:	TestAmerica North Canton			Project:	MSA Groundwater Sampling
Matrix:	Water	Laboratory ID:	ISI1172-03	File ID:	V0916013.D
Sampled:	09/03/09 11:40	Prepared:	09/16/09 00:00	Analyzed:	09/16/09 15:07
Solids:		Preparation:	EPA 5030B GCMS	Initial/Final:	10 ml / 10 ml
Batch:	9I16024	Sequence:		Calibration:	Instrument: gcms45

CAS NO.	COMPOUND	DILUTION	CONC. (ug/l)	Q
123-91-1	1,4-Dioxane	1	2.0	U
123-91-1	1,4-Dioxane	1	2.0	U

SYSTEM MONITORING COMPOUND	ADDED (ug/l)	CONC (ug/l)	% REC	QC LIMITS	Q
Dibromofluoromethane	1.00	0.930	93	80 - 120	
Dibromofluoromethane	1.00	0.930	93	80 - 120	

INTERNAL STANDARD	AREA	RT	REF AREA	REF RT	Q
1,4-Dioxane-d8 (IS)	13015	5.73	13481	5.73	
Pentafluorobenzene	128549	4.52	129989	4.52	

* Values outside of QC limits

ORGANIC ANALYSIS DATA SHEET

EPA 8260B-SIM

MSA-DMW6I-090309

MSA-DMW6I-090309

Laboratory:	TestAmerica Irvine			SDG:	9I04243
Client:	TestAmerica North Canton			Project:	MSA Groundwater Sampling
Matrix:	Water	Laboratory ID:	ISI1172-02	File ID:	Q0916010.D
Sampled:	09/03/09 10:15	Prepared:	09/16/09 00:00	Analyzed:	09/16/09 14:35
Solids:		Preparation:	EPA 5030B GCMS	Initial/Final:	10 ml / 10 ml
Batch:	9I16033	Sequence:		Calibration:	Instrument: GCMS33

CAS NO.	COMPOUND	DILUTION	CONC. (ug/l)	Q
123-91-1	1,4-Dioxane	1	2.0	U
123-91-1	1,4-Dioxane	1	2.0	U

SYSTEM MONITORING COMPOUND	ADDED (ug/l)	CONC (ug/l)	% REC	QC LIMITS	Q
Dibromofluoromethane	1.00	1.13	113	80 - 120	
Dibromofluoromethane	1.00	1.13	113	80 - 120	

INTERNAL STANDARD	AREA	RT	REF AREA	REF RT	Q
1,4-Dioxane-d8 (IS)	9712	7.96	11272	7.96	
Pentafluorobenzene	79223	6.69	86227	6.69	

* Values outside of QC limits

ORGANIC ANALYSIS DATA SHEET

EPA 8260B-SIM

MSA-DMW65-090309

MSA-DMW65-090309

Laboratory:	TestAmerica Irvine			SDG:	9I04243
Client:	TestAmerica North Canton			Project:	MSA Groundwater Sampling
Matrix:	Water	Laboratory ID:	ISI1172-01	File ID:	V0916011.D
Sampled:	09/03/09 09:05	Prepared:	09/16/09 00:00	Analyzed:	09/16/09 14:09
Solids:		Preparation:	EPA 5030B GCMS	Initial/Final:	10 ml / 10 ml
Batch:	9I16024	Sequence:		Calibration:	Instrument: gcms45

CAS NO.	COMPOUND	DILUTION	CONC. (ug/l)	Q
123-91-1	1,4-Dioxane	1	2.0	U
123-91-1	1,4-Dioxane	1	2.0	U

SYSTEM MONITORING COMPOUND	ADDED (ug/l)	CONC (ug/l)	% REC	QC LIMITS	Q
Dibromofluoromethane	1.00	0.990	99	80 - 120	
Dibromofluoromethane	1.00	0.990	99	80 - 120	

INTERNAL STANDARD	AREA	RT	REF AREA	REF RT	Q
1,4-Dioxane-d8 (IS)	14418	5.73	13481	5.73	
Pentafluorobenzene	136896	4.52	129989	4.52	

* Values outside of QC limits

ORGANIC ANALYSIS DATA SHEET

EPA 8260B-SIM

MSA-MW29D-090309

MSA-MW29D-090309

Laboratory:	TestAmerica Irvine			SDG:	9I04243
Client:	TestAmerica North Canton			Project:	MSA Groundwater Sampling
Matrix:	Water	Laboratory ID:	ISI1172-06	File ID:	V0916008.D
Sampled:	09/03/09 15:03	Prepared:	09/16/09 00:00	Analyzed:	09/16/09 12:42
Solids:		Preparation:	EPA 5030B GCMS	Initial/Final:	10 ml / 10 ml
Batch:	9I16024	Sequence:		Calibration:	Instrument: gcms45

CAS NO.	COMPOUND	DILUTION	CONC. (ug/l)	Q
123-91-1	1,4-Dioxane	1	2.0	U
123-91-1	1,4-Dioxane	1	2.0	U

SYSTEM MONITORING COMPOUND	ADDED (ug/l)	CONC (ug/l)	% REC	QC LIMITS	Q
Dibromofluoromethane	1.00	0.940	94	80 - 120	
Dibromofluoromethane	1.00	0.940	94	80 - 120	

INTERNAL STANDARD	AREA	RT	REF AREA	REF RT	Q
1,4-Dioxane-d8 (IS)	13747	5.73	13481	5.73	
Pentafluorobenzene	140735	4.52	129989	4.52	

* Values outside of QC limits

Tetra Tech NUS, Inc

Client Sample ID: MSA-DMW10S-090409

GC Volatiles

Lot-Sample #...:	A9I050193-001	**Work Order #...:**	LKE181CN	**Matrix.....:**	WG
Date Sampled...:	09/04/09 10:45	**Date Received..:**	09/05/09		
Prep Date.....:	09/09/09	**Analysis Date..:**	09/09/09		
Prep Batch #...:	9253052				
Dilution Factor:	1	**Initial Wgt/Vol:**	5 mL	**Final Wgt/Vol..:**	5 mL
		Method.....:	SW846 8015B		

PARAMETER	RESULT	REPORTING LIMIT	UNITS	MDL
TPH (as Gasoline)	69 J	**100**	**ug/L**	**28**

SURROGATE	PERCENT RECOVERY	RECOVERY LIMITS
Trifluorotoluene	120	(10 - 150)

NOTE(S):

J Estimated result. Result is less than RL.

Tetra Tech NUS, Inc

Client Sample ID: MSA-DMW3S-090309

GC Volatiles

Lot-Sample #...:	A9I040243-009	**Work Order #...:**	LKDK01CN	**Matrix.....:**	WG
Date Sampled...:	09/03/09 10:45	**Date Received..:**	09/04/09		
Prep Date.....:	09/09/09	**Analysis Date..:**	09/09/09		
Prep Batch #...:	9253052				
Dilution Factor:	1	**Initial Wgt/Vol:**	5 mL	**Final Wgt/Vol..:**	5 mL
		Method.....:	SW846 8015B		

PARAMETER	RESULT	REPORTING LIMIT	UNITS	MDL
TPH (as Gasoline)	120	**100**	**ug/L**	28

SURROGATE	PERCENT RECOVERY	RECOVERY LIMITS
Trifluorotoluene	121	(10 - 150)

Tetra Tech NUS, Inc

Client Sample ID: MSA-DMW4S-090309

GC Volatiles

Lot-Sample #...:	A9I040243-010	**Work Order #...:**	LKDK11C0	**Matrix.....:**	WG
Date Sampled...:	09/03/09 13:15	**Date Received..:**	09/04/09		
Prep Date.....:	09/11/09	**Analysis Date..:**	09/11/09		
Prep Batch #...:	9257116				
Dilution Factor:	1	**Initial Wgt/Vol:**	5 mL	**Final Wgt/Vol..:**	5 mL
		Method.....:	SW846 8015B		

PARAMETER	RESULT	REPORTING LIMIT	UNITS	MDL
TPH (as Gasoline)	310	100	ug/L	28

SURROGATE	PERCENT RECOVERY	RECOVERY LIMITS
Trifluorotoluene	124	(10 - 150)

Tetra Tech NUS, Inc

Client Sample ID: MSA-DMW5S-090309

GC Volatiles

Lot-Sample #...:	A9I040243-006	**Work Order #...:**	LKDKF1CN	**Matrix.....:**	WG
Date Sampled...:	09/03/09 12:11	**Date Received..:**	09/04/09		
Prep Date.....:	09/09/09	**Analysis Date..:**	09/09/09		
Prep Batch #...:	9253052				
Dilution Factor:	5	**Initial Wgt/Vol:**	5 mL	**Final Wgt/Vol..:**	5 mL
		Method.....:	SW846 8015B		

PARAMETER	RESULT	REPORTING LIMIT	UNITS	MDL
TPH (as Gasoline)	3500	**500**	**ug/L**	**140**

SURROGATE	PERCENT RECOVERY	RECOVERY LIMITS
Trifluorotoluene	141	(10 - 150)

Tetra Tech NUS, Inc

Client Sample ID: MSA-DMW6S-090309

GC Volatiles

Lot-Sample #...:	A9I040243-001	**Work Order #...:**	LKDGK1CN	**Matrix.....:**	WG
Date Sampled...:	09/03/09 09:05	**Date Received..:**	09/04/09		
Prep Date.....:	09/09/09	**Analysis Date..:**	09/09/09		
Prep Batch #...:	9253052				
Dilution Factor:	1	**Initial Wgt/Vol:**	5 mL	**Final Wgt/Vol..:**	5 mL
		Method.....:	SW846 8015B		

PARAMETER	RESULT	REPORTING LIMIT	UNITS	MDL
TPH (as Gasoline)	39 J	**100**	**ug/L**	**28**

SURROGATE	PERCENT RECOVERY	RECOVERY LIMITS
Trifluorotoluene	119	(10 - 150)

NOTE(S):

J Estimated result. Result is less than RL.

Tetra Tech NUS, Inc

Client Sample ID: MSA-DMW10S-090409

GC Semivolatiles

Lot-Sample #...:	A9I050193-001	**Work Order #...:**	LKE181CM	**Matrix.....:**	WG
Date Sampled...:	09/04/09 10:45	**Date Received..:**	09/05/09		
Prep Date.....:	09/08/09	**Analysis Date..:**	09/09/09		
Prep Batch #...:	9251237				
Dilution Factor:	1	**Initial Wgt/Vol:**	1040 mL	**Final Wgt/Vol..:**	1 mL
		Method.....:	SW846 8015B		

PARAMETER	RESULT	REPORTING LIMIT	UNITS	MDL
TPH (as Diesel)	**500 B**	**100**	**ug/L**	**30**

SURROGATE	PERCENT RECOVERY	RECOVERY LIMITS
C9 (nonane)	66	(10 - 110)

NOTE(S):

B Method blank contamination. The associated method blank contains the target analyte at a reportable level.

Tetra Tech NUS, Inc

Client Sample ID: MSA-DMW3S-090309

GC Semivolatiles

Lot-Sample #...: A9I040243-009	**Work Order #...:** LKDK01CM	**Matrix.....:** WG	
Date Sampled...: 09/03/09 10:45	**Date Received..:** 09/04/09		
Prep Date.....: 09/08/09	**Analysis Date..:** 09/09/09		
Prep Batch #...: 9251237			
Dilution Factor: 1	**Initial Wgt/Vol:** 1050 mL	**Final Wgt/Vol..:** 1 mL	
	Method.....: SW846 8015B		

PARAMETER	RESULT	REPORTING LIMIT	UNITS	MDL
TPH (as Diesel)	**440 B**	**100**	**ug/L**	**30**

SURROGATE	PERCENT RECOVERY	RECOVERY LIMITS
C9 (nonane)	47	(10 - 110)

NOTE(S):

B Method blank contamination. The associated method blank contains the target analyte at a reportable level.

Tetra Tech NUS, Inc

Client Sample ID: MSA-DMW4S-090309

GC Semivolatiles

Lot-Sample #...:	A9I040243-010	**Work Order #...:**	LKDK11CX	**Matrix.....:**	WG
Date Sampled...:	09/03/09 13:15	**Date Received..:**	09/04/09		
Prep Date.....:	09/08/09	**Analysis Date..:**	09/09/09		
Prep Batch #...:	9251237				
Dilution Factor:	1	**Initial Wgt/Vol:**	1050 mL	**Final Wgt/Vol..:**	1 mL
		Method.....:	SW846 8015B		

PARAMETER	RESULT	REPORTING LIMIT	UNITS	MDL
TPH (as Diesel)	270 B	**100**	**ug/L**	**30**

SURROGATE	PERCENT RECOVERY	RECOVERY LIMITS
C9 (nonane)	60	(10 - 110)

NOTE(S):

B Method blank contamination. The associated method blank contains the target analyte at a reportable level.

Tetra Tech NUS, Inc

Client Sample ID: MSA-DMW5S-090309

GC Semivolatiles

Lot-Sample #...:	A9I040243-006	**Work Order #...:**	LKDKF1CM	**Matrix.....:**	WG
Date Sampled...:	09/03/09 12:11	**Date Received..:**	09/04/09		
Prep Date.....:	09/08/09	**Analysis Date..:**	09/09/09		
Prep Batch #...:	9251237				
Dilution Factor:	1	**Initial Wgt/Vol:**	1030 mL	**Final Wgt/Vol..:**	1 mL
		Method.....:	SW846 8015B		

PARAMETER	RESULT	REPORTING LIMIT	UNITS	MDL
TPH (as Diesel)	**290 B**	**100**	**ug/L**	**30**

SURROGATE	PERCENT RECOVERY	RECOVERY LIMITS
C9 (nonane)	61	(10 - 110)

NOTE(S):

B Method blank contamination. The associated method blank contains the target analyte at a reportable level.

Tetra Tech NUS, Inc

Client Sample ID: MSA-DMW6S-090309

GC Semivolatiles

Lot-Sample #...:	A9I040243-001	**Work Order #...:**	LKDGK1CM	**Matrix.....:**	WG
Date Sampled...:	09/03/09 09:05	**Date Received..:**	09/04/09		
Prep Date.....:	09/08/09	**Analysis Date..:**	09/09/09		
Prep Batch #...:	9251237				
Dilution Factor:	1	**Initial Wgt/Vol:**	1010 mL	**Final Wgt/Vol..:**	1 mL
		Method.....:	SW846 8015B		

PARAMETER	RESULT	REPORTING LIMIT	UNITS	MDL
TPH (as Diesel)	**420 B**	**100**	**ug/L**	**30**

SURROGATE	PERCENT RECOVERY	RECOVERY LIMITS
C9 (nonane)	64	(10 - 110)

NOTE(S):

B Method blank contamination. The associated method blank contains the target analyte at a reportable level.

Appendix C

Support Documentation

CASE NARRATIVE

9I04243

The following report contains the analytical results for thirteen water samples and two quality control samples submitted to TestAmerica North Canton by Tetra Tech NUS, Inc from the MSA GW Sampling Site, project number 112IC02298. The samples were received September 04, 2009 and September 05, 2009, according to documented sample acceptance procedures.

This SDG consists of (9I04243) laboratory ID's: A9I040243 and A9I050193

The 6850 Perchlorate analysis was performed at the TestAmerica West Sacramento Laboratory. Please refer to the narrative included in the West Sacramento package.

The 6010B Metals were performed at the TestAmerica Pittsburgh Laboratory. Please refer to the narrative provided in the Pittsburgh package.

The SIM 8260 1,4 Dioxane was performed at the TestAmerica Irvine Laboratory. Please refer to the narrative provided in the Irvine package.

TestAmerica utilizes USEPA approved methods in all analytical work. The samples presented in this report were analyzed for the parameter(s) listed on the analytical methods summary page in accordance with the method(s) indicated. Preliminary results were provided to Dev Murali, Tobrena Skeen and Tony Apanavage on September 21, 2009. A summary of QC data for these analyses is included at the back of the report.

TestAmerica North Canton attests to the validity of the laboratory data generated by TestAmerica facilities reported herein. All analyses performed by TestAmerica facilities were done using established laboratory SOPs that incorporate QA/QC procedures described in the applicable methods. TestAmerica's operations groups have reviewed the data for compliance with the laboratory QA/QC plan, and data have been found to be compliant with laboratory protocols unless otherwise noted below.

The test results in this report meet all NELAP requirements for parameters for which accreditation is required or available. Any exceptions to NELAP requirements are noted in this report. Pursuant to NELAP, this report may not be reproduced, except in full, without the written approval of the laboratory.

All parameters were evaluated to the method detection limit and include qualified results where applicable.

Please refer to the Quality Control Elements Narrative following this case narrative for additional quality control information.

CASE NARRATIVE (continued)

If you have any questions, please call the Project Manager, Patrick J. O'Meara, at 330-497-9396.

This report is sequentially paginated. The final page of the report is labeled as "END OF REPORT."

SUPPLEMENTAL QC INFORMATION

SAMPLE RECEIVING

The coolers were received at temperatures ranging from 1.6 to 3.0° C.

GC/MS VOLATILES

The sample(s) that contained concentrations of target analyte(s) at a reportable level in the associated Method Blank(s) were flagged with "B". All target analytes in the Method Blank must be below the reporting limit (RL) or the associated sample(s) must be ND with the exception of common laboratory contaminants.

The sample(s) that contain results between the MDL and the RL were flagged with "J". There is a possibility of false positive or mis-identification at these quantitation levels. In analytical methods requiring confirmation of the analyte reported, confirmation was performed only down to the standard reporting limit (SRL). The acceptance criteria for QC samples may not be met at these quantitation levels.

2-Chloroethyl vinyl ether cannot be reliably recovered in an acid preserved sample.

DISSOLVED GASES/RSK

The analytical results met the requirements of the laboratory's QA/QC program.

PURGEABLE PETROLEUM HYDROCARBONS-8015

The sample(s) that contain results between the MDL and the RL were flagged with "J". There is a possibility of false positive or mis-identification at these quantitation levels. In analytical methods requiring confirmation of the analyte reported, confirmation was performed only down to the standard reporting limit (SRL). The acceptance criteria for QC samples may not be met at these quantitation levels.

No MS/MSD is reported in QC batch 9253052 due to the parent sample needing to be reanalyzed at a lesser dilution. A LCS/LCSD is reported.

CASE NARRATIVE (continued)

EXTRACTABLE PETROLEUM HYDROCARBONS-8015

The sample(s) that contained concentrations of target analyte(s) at a reportable level in the associated Method Blank(s) were flagged with "B". All target analytes in the Method Blank must be below the reporting limit (RL) or the associated sample(s) must be ND with the exception of common laboratory contaminants.

The sample(s) that contain results between the MDL and the RL were flagged with "J". There is a possibility of false positive or mis-identification at these quantitation levels. In analytical methods requiring confirmation of the analyte reported, confirmation was performed only down to the standard reporting limit (SRL). The acceptance criteria for QC samples may not be met at these quantitation levels.

METALS

The sample(s) that contain results between the MDL and the RL were flagged with "B". There is the possibility of false positive or mis-identification at these quantitation levels. The acceptance criteria for the ICB, CCB, and Method Blank are +/- the standard reporting limit (SRL).

The sample(s) that contained concentrations of target analyte(s) at a reportable level in the associated Method Blank(s) were flagged with "J". Refer to the sample report pages for the affected analyte(s).

Matrix spike recovery and relative percent difference (RPD) data were not calculated for some analytes for MSA-DMW6S-090309 due to the sample concentration reading greater than four times the spike amount. See the Matrix Spike Report for the affected analytes which will be flagged with "NC, MSB".

Matrix spike recovery and relative percent difference (RPD) data were not calculated for some analytes for batch(es) 9252016 due to the sample concentration reading greater than four times the spike amount. See the Matrix Spike Report for the affected analytes which will be flagged with "NC, MSB".

The matrix spike/matrix spike duplicate(s) for MSA-DMW4S-090309 had recoveries outside acceptance limits. However, since the associated method blank(s) and laboratory control sample(s) were in control, no corrective action was necessary.

The matrix spike/matrix spike duplicate(s) for batch(es) 9252016 had recoveries outside acceptance limits. However, since the associated method blank(s) and laboratory control sample(s) were in control, no corrective action was necessary.

CASE NARRATIVE (continued)

METALS

The sample duplicate RPD was outside the acceptance limits for some analytes. The result is less than five times the reporting limit; therefore, no corrective action is required. Refer to the sample duplicate report for RPDS that exceed 20%.

GENERAL CHEMISTRY

The sample(s) that contain results between the MDL and the RL were flagged with "B". There is the possibility of false positive or mis-identification at these quantitation levels. The acceptance criteria for the ICB, CCB, and Method Blank are +/- the standard reporting limit (SRL).

The sample(s) had elevated reporting limits due to matrix interferences. Refer to the sample report pages for the affected analyte(s) flagged with "G".

The sample(s) that contained concentrations of target analyte(s) at a reportable level in the associated Method Blank(s) were flagged with "J". Refer to the sample report pages for the affected analytes(s).

The matrix spike/matrix spike duplicate(s) for MSA-DMW4S-090309 and MSA-DMW1A-090409 had RPD's and recoveries outside acceptance limits. However, since the associated method blank(s) and laboratory control sample(s) were in control, no corrective action was necessary.

The matrix spike/matrix spike duplicate(s) for batch(es) 9251181 and 9258381 had recoveries outside acceptance limits. However, since the associated method blank(s) and laboratory control sample(s) were in control, no corrective action was necessary.

The CCVs associated with batch 9251187 for Orthophosphate Ion Chromatography exceeded method criteria on the high side. Since the samples MSA-DMW4S-090309 and MSA-DMW4D-090309 results were below the requested reporting limit the results were accepted.

Due to a laboratory accident, the TDS sample MSA-DMW4S-090309 associated with the duplicate in batch 9251433 was deleted from the batch. Therefore, batches 9251433 and 9251434 will be reported with a blank, LCS and only one duplicate.

The sample duplicate data for batch (es) 9251433 and 9252341 is not included in this report for TDS. The batch QC samples, which document the effect of a specific sample matrix on method performance, were not associated with a sample reported in this lot. The data, therefore, has no bearing on the samples reported herein. In order to document compliance with the QC requirement for a sample duplicate per 10 environmental samples, a summary of sample/QC associations has been provided

[redacted]

Chain of Custody Record

Temperature on Receipt _____

Drinking Water? Yes ☐ No ☒

TestAmerica

THE LEADER IN ENVIRONMENTAL TESTING

TAL-4124 (1007)

Client	Project Manager	Date	Chain of Custody Number
TetraTech NUS, Inc	Dev Murali	9/3/09	155192

Address	Telephone Number (Area Code)/Fax Number	Lab Number	Page 1 of 1
20251 Century Blvd. Suite 200	(301) 528-3063		

City	State	Zip Code	Site Contact	Lab Contact
Germantown	MD	20874	Dawn Mar Kiewicz	

Project Name and Location (State): MSA GW Sampling

Carrier/Waybill Number:

Contract/Purchase Order/Quote No.:

Analysis (Attach list if more space is needed)

Sample I.D. No. and Description (Containers for each sample may be combined on one line)	Date	Time	Matrix: Air	Aqueous	Sed.	Soil	Containers & Preservatives: Unpres.	H2SO4	HNO3	HCl	NaOH	ZnAc/NaOH	VOC+TIC	1,4-Dioxane	CR(VI)	Total Metals	Dissolved Metals	Perchlorate	DRO	GRO	Dissolved Gases	Fe, K, Mn, Ca, Na, SO4, Mg	DOC	TDS Alk Amino	Special Instructions Conditions of Receipt
MSA-DMW6S-090309	9/3/09	0905		X			X		X	X			X	X	X	X	X	X	X	X					
MSA-DMW6I-090309	↓	1015		X			X		X	X			X	X	X	X	X	X							
MSA-DMW6D-090309	↓	1140		X			X		X	X			X	X	X	X	X	X							
MSA-DMW2A-090309	↓	1345		X			X		X	X			X	X	X	X	X	X							
TB-090309-01	↓	—		X						X			X												
MSA-DMW5S-090309	↓	1211		X			X		X	X			X	X	X	X	X	X	X	X					
MSA-MW29D-090309	↓	1503		X			X		X	X			X	X	X	X	X	X							
MSA-DMW3I-090309	↓	0855		X			X		X	X			X	X	X	X	X	X							
MSA-DMW3S-090309	↓	1045		X			X		X	X			X	X	X	X	X	X	X	X					
MSA-DMW4S-090309	↓	1315		X			X	X	X	X			X	X	X	X	X	X	X	X	X	X	X	X	
MSA-DMW4D-090309	↓	1530		X			X	X	X	X			X	X	X	X	X	X	X		X	X	X	X	

Possible Hazard Identification: ☒ Non-Hazard ☐ Flammable ☐ Skin Irritant ☐ Poison B ☐ Unknown

Sample Disposal: ☐ Return To Client ☒ Disposal By Lab ☐ Archive For _____ Months (A fee may be assessed if samples are retained longer than 1 month)

Turn Around Time Required: ☐ 24 Hours ☐ 48 Hours ☐ 7 Days ☐ 14 Days ☐ 21 Days ☐ Other _____

QC Requirements (Specify):

	Date	Time		Date	Time
1. Relinquished By: [signature]	9-3-09		1. Received By: [signature]	9-4-09	9:10
2. Relinquished By			2. Received By		
3. Relinquished By			3. Received By		

Comments

DISTRIBUTION: WHITE - Returned to Client with Report; CANARY - Stays with the Sample; PINK - Field Copy

North Canton

31

TestAmerica Cooler Receipt Form/Narrative
North Canton Facility

Lot Number: A9I040243

Client Tetra Tech Project MSA By: [signature] (Signature)
Cooler Received on 9-4-09 Opened on 9-4-09
FedEx ☒ UPS ☐ DHL ☐ FAS ☐ Stetson ☐ Client Drop Off ☐ TestAmerica Courier ☐ Other
TestAmerica Cooler # Multiple Coolers ☒ Foam Box ☐ Client Cooler ☐ Other

1. Were custody seals on the outside of the cooler(s)? Yes ☒ No ☐ Intact? Yes ☒ No ☐ NA ☐
   If YES, Quantity 6 Quantity Unsalvageable
   Were custody seals on the outside of cooler(s) signed and dated? Yes ☒ No ☐ NA ☐
   Were custody seals on the bottle(s)? Yes ☐ No ☒
   If YES, are there any exceptions?
2. Shippers' packing slip attached to the cooler(s)? Yes ☒ No ☐
3. Did custody papers accompany the sample(s)? Yes ☒ No ☐ Relinquished by client? Yes ☒ No ☐
4. Were the custody papers signed in the appropriate place? Yes ☒ No ☐
5. Packing material used: Bubble Wrap ☒ Foam ☐ None ☐ Other
6. Cooler temperature upon receipt °C See back of form for multiple coolers/temps ☒
   METHOD: IR ☒ Other ☐
   COOLANT: Wet Ice ☒ Blue Ice ☐ Dry Ice ☐ Water ☐ None ☐
7. Did all bottles arrive in good condition (Unbroken)? Yes ☒ No ☐
8. Could all bottle labels be reconciled with the COC? Yes ☒ No ☐
9. Were sample(s) at the correct pH upon receipt? Yes ☒ No ☐ NA ☐
10. Were correct bottle(s) used for the test(s) indicated? Yes ☒ No ☐
11. Were air bubbles >6 mm in any VOA vials? Yes ☐ No ☒ NA ☐
12. Sufficient quantity received to perform indicated analyses? Yes ☒ No ☐
13. Was a trip blank present in the cooler(s)? Yes ☒ No ☐ Were VOAs on the COC? Yes ☒ No ☐

Contacted PM PJO Date 9/4/09 by am via Verbal ☐ Voice Mail ☒ Other ☐
Concerning 14

14. CHAIN OF CUSTODY

The following discrepancies occurred:

Red 1x40 vial ID MSA-DMW4D @1530 w/ septum pushed in for RSK - will archive.

15. SAMPLE CONDITION

Sample(s) were received after the recommended holding time had expired.
Sample(s) were received in a broken container.
Sample(s) were received with bubble >6 mm in diameter. (Notify PM)

16. SAMPLE PRESERVATION

Sample(s) were further preserved in Sample Receiving to meet recommended pH level(s). *Nitric Acid Lot# 031909-HNO_3; Sulfuric Acid Lot# 100108-H_2SO_4; Sodium Hydroxide Lot# 100108 -NaOH; Hydrochloric Acid Lot# 092006-HCl; Sodium Hydroxide and Zinc Acetate Lot# 050205-$(CH_3COO)_2ZN/NaOH$.* What time was preservative added to sample(s)?

Client ID	pH	Date	Initials
905	<2 <2	9-4-09	CSL
1015	<2 <2		
1140	<2 <2		
1345	<2 <2		
1211	<2 <2		
1503	<2 <2		
855	<2 <2		
1045	<2 <2		

SOP: NC-SC-0005 Sample Receipt

TestAmerica Cooler Receipt Form/Narrative
North Canton Facility

Client ID	pH	Date	Initials
1315	<2 <2 <2	9-4-09	CSL
1530	<2 <2 <2	"	"

Cooler #	Temp. °C	Method	Coolant
hott	3.0 ALL VOAS	IR	Ice
Client	2.7	IR	Ice
Client	1.6	IR	Ice

Discrepancies Cont'd:

Chain of Custody Record

Temperature on Receipt _____

Drinking Water? Yes ☐ No ☒

TestAmerica
THE LEADER IN ENVIRONMENTAL TESTING

TAL-4124 (1007)

Client: Tetra Tech NUS Inc.	Project Manager: Dev Murali	Date: 9-4-09	Chain of Custody Number: 155194
Address: 20251 Century Blvd Suite 200	Telephone Number (Area Code)/Fax Number: (301) 528-3063	Lab Number:	Page 1 of 1
City: Germantown / State: MD / Zip Code: 20874	Site Contact: Stuart Cameron	Lab Contact:	
Project Name and Location (State): MSA Ground Water Sampling	Carrier/Waybill Number:		
Contract/Purchase Order/Quote No.			

Sample I.D. No. and Description (Containers for each sample may be combined on one line)	Date	Time	Matrix: Air	Aqueous	Sed.	Soil	Containers & Preservatives: Unpres.	H_2SO_4	HNO_3	HCl	NaOH	ZnAc/NaOH	Analysis: VOC+TIC	1,4-Dioxane	Perchlorate	CR(VI)	Total Metals+Hg	Diss. Metals+Hg	GRO	DRO
MSA-DMW10S-090409	9-4-09	1045					X	X	X	X			X	X	X	X	X	X	X	X
MSA-DMW1A-090409		1225					X	X	X	X			X	X	X	X	X	X		
MSA-DMW1B-090409		1350					X	X	X	X			X	X	X	X	X	X		
TB-090909-02	↓									X			X							

Special Instructions/Conditions of Receipt

Possible Hazard Identification
☐ Non-Hazard ☐ Flammable ☐ Skin Irritant ☐ Poison B ☐ Unknown

Sample Disposal
☐ Return To Client ☒ Disposal By Lab ☐ Archive For _____ Months (A fee may be assessed if samples are retained longer than 1 month)

Turn Around Time Required
☐ 24 Hours ☐ 48 Hours ☐ 7 Days ☐ 14 Days ☐ 21 Days ☐ Other _____

QC Requirements (Specify)

1. Relinquished By		Date: 9-4-09	Time:	1. Received By	Date: 9-5-09 / Time: 10:00
2. Relinquished By		Date:	Time:	2. Received By	Date: / Time:
3. Relinquished By		Date:	Time:	3. Received By	Date: / Time:

Comments

DISTRIBUTION: WHITE - Returned to Client with Report; CANARY - Stays with the Sample; PINK - Field Copy

North Canton

34

TestAmerica Cooler Receipt Form/Narrative
North Canton Facility

Lot Number: 490193

Client Tetra Tech Project Groundwater Sampling By: (Signature)
Cooler Received on 9-5-09 Opened on 9-5-09
FedEx ☒ UPS ☐ DHL ☐ FAS ☐ Stetson ☐ Client Drop Off ☐ TestAmerica Courier ☐ Other
TestAmerica Cooler # Multiple Coolers ☒ Foam Box ☐ Client Cooler ☐ Other

1. Were custody seals on the outside of the cooler(s)? Yes ☒ No ☐ Intact? Yes ☒ No ☐ NA ☐
   If YES, Quantity 3 Quantity Unsalvageable
   Were custody seals on the outside of cooler(s) signed and dated? Yes ☒ No ☐ NA ☐
   Were custody seals on the bottle(s)? Yes ☐ No ☒
   If YES, are there any exceptions?
2. Shippers' packing slip attached to the cooler(s)? Yes ☒ No ☐
3. Did custody papers accompany the sample(s)? Yes ☒ No ☐ Relinquished by client? Yes ☒ No ☐
4. Were the custody papers signed in the appropriate place? Yes ☒ No ☐
5. Packing material used: Bubble Wrap ☒ Foam ☐ None ☐ Other
6. Cooler temperature upon receipt °C See back of form for multiple coolers/temps ☐
   METHOD: IR ☒ Other ☐
   COOLANT: Wet Ice ☒ Blue Ice ☐ Dry Ice ☐ Water ☐ None ☐
7. Did all bottles arrive in good condition (Unbroken)? Yes ☒ No ☐
8. Could all bottle labels be reconciled with the COC? Yes ☒ No ☐
9. Were sample(s) at the correct pH upon receipt? Yes ☒ No ☐
10. Were correct bottle(s) used for the test(s) indicated? Yes ☒ No ☐ NA ☐
11. Were air bubbles >6 mm in any VOA vials? Yes ☐ No ☒ NA ☐
12. Sufficient quantity received to perform indicated analyses? Yes ☒ No ☐
13. Was a trip blank present in the cooler(s)? Yes ☒ No ☐ Were VOAs on the COC? Yes ☒ No ☐

Contacted PM Date by via Verbal ☐ Voice Mail ☐ Other ☐
Concerning

14. CHAIN OF CUSTODY

The following discrepancies occurred:

15. SAMPLE CONDITION

Sample(s) were received after the recommended holding time had expired.
Sample(s) were received in a broken container.
Sample(s) were received with bubble >6 mm in diameter. (Notify PM)

16. SAMPLE PRESERVATION

Sample(s) were further preserved in Sample Receiving to meet recommended pH level(s). *Nitric Acid Lot# 031909-HNO_3; Sulfuric Acid Lot# 100108-H_2SO_4; Sodium Hydroxide Lot# 100108 -NaOH; Hydrochloric Acid Lot# 092006-HCl; Sodium Hydroxide and Zinc Acetate Lot# 050205-$(CH_3COO)_2ZN$/NaOH.* What time was preservative added to sample(s)?

Client ID	pH	Date	Initials
1a)	<2 <2	9-5-09	CSL
1A	<2 <2	〃	〃
1B	<2 <2	〃	〃

TestAmerica Cooler Receipt Form/Narrative
North Canton Facility

Client ID	pH	Date	Initials

Cooler #	Temp. °C	Method	Coolant
Blue Client	1.7 TB02	IR	Ice
Red Client	2.0 TB01	↓	↓
C184	2.6		

Discrepancies Cont'd:

SOP: NC-SC-0005, Sample Receiving

North Canton 36

SDG 9I04243

SORT	UNITS	NSAMPLE	LAB_ID	QC_TYPE	SAMP_DATE	EXTR_DATE	ANAL_DATE	SMP_EXTR	EXTR_ANL	SMP_ANL
HG	UG/L	MSA-DMW6S-090309	A9I040243001	NM	9/3/2009	9/9/2009	9/10/2009	6.038	1.244	7.282
HG	UG/L	MSA-MW29D-090309	A9I040243007	NM	9/3/2009	9/9/2009	9/10/2009	5.79	1.259	7.049
HG	UG/L	MSA-DMW6I-090309	A9I040243002	NM	9/3/2009	9/9/2009	9/10/2009	5.99	1.247	7.237
HG	UG/L	MSA-DMW6D-090309	A9I040243003	NM	9/3/2009	9/9/2009	9/10/2009	5.931	1.249	7.179
HG	UG/L	MSA-DMW5S-090309	A9I040243006	NM	9/3/2009	9/9/2009	9/10/2009	5.909	1.258	7.167
HG	UG/L	MSA-DMW4S-090309	A9I040243010	NM	9/3/2009	9/9/2009	9/10/2009	5.865	1.256	7.120
HG	UG/L	MSA-DMW4D-090309	A9I040243011	NM	9/3/2009	9/9/2009	9/11/2009	5.771	2.103	7.874
HG	UG/L	MSA-DMW3I-090309	A9I040243008	NM	9/3/2009	9/9/2009	9/10/2009	6.045	1.263	7.308
HG	UG/L	MSA-DMW2A-090309	A9I040243004	NM	9/3/2009	9/9/2009	9/10/2009	5.844	1.253	7.097
HG	UG/L	MSA-DMW1B-090409	A9I050193003	NM	9/4/2009	9/9/2009	9/10/2009	4.840	1.213	6.053
HG	UG/L	MSA-DMW1A-090409	A9I050193002	NM	9/4/2009	9/9/2009	9/10/2009	4.899	1.220	6.119
HG	UG/L	MSA-DMW10S-090409	A9I050193001	NM	9/4/2009	9/9/2009	9/10/2009	4.969	1.21	6.178
HG	UG/L	MSA-DMW3S-090309	A9I040243009	NM	9/3/2009	9/9/2009	9/10/2009	5.969	1.254	7.223
M	UG/L	MSA-DMW1B-090409	A9I050193003	NM	9/4/2009	9/9/2009	9/16/2009	4.840	6.661	11.50
M	UG/L	MSA-DMW6S-090309	A9I040243001	NM	9/3/2009	9/9/2009	9/16/2009	6.038	7.377	13.42

SORT	UNITS	NSAMPLE	LAB_ID	QC_TYPE	SAMP_DATE	EXTR_DATE	ANAL_DATE	SMP_EXTR	EXTR_ANL	SMP_ANL
M	UG/L	MSA-DMW6I-090309	A9I040243002	NM	9/3/2009	9/9/2009	9/16/2009	5.99	7.414	13.40
M	UG/L	MSA-DMW6D-090309	A9I040243003	NM	9/3/2009	9/9/2009	9/16/2009	5.931	7.423	13.35
M	UG/L	MSA-DMW5S-090309	A9I040243006	NM	9/3/2009	9/9/2009	9/16/2009	5.909	7.442	13.35
M	UG/L	MSA-DMW4S-090309	A9I040243010	NM	9/3/2009	9/9/2009	9/10/2009	6.126	0.922	7.048
M	UG/L	MSA-DMW4S-090309	A9I040243010	NM	9/3/2009	9/9/2009	9/16/2009	5.865	7.488	13.35
M	UG/L	MSA-DMW4D-090309	A9I040243011	NM	9/3/2009	9/9/2009	9/11/2009	6.033	1.865	7.898
M	UG/L	MSA-DMW10S-090409	A9I050193001	NM	9/4/2009	9/9/2009	9/16/2009	4.969	6.648	11.62
M	UG/L	MSA-DMW2A-090309	A9I040243004	NM	9/3/2009	9/9/2009	9/16/2009	5.844	7.432	13.28
M	UG/L	MSA-DMW1A-090409	A9I050193002	NM	9/4/2009	9/9/2009	9/16/2009	4.899	6.655	11.55
M	UG/L	MSA-MW29D-090309	A9I040243007	NM	9/3/2009	9/9/2009	9/16/2009	5.79	7.46	13.25
M	UG/L	MSA-DMW4D-090309	A9I040243011	NM	9/3/2009	9/9/2009	9/16/2009	5.771	7.497	13.27
M	UG/L	MSA-DMW3S-090309	A9I040243009	NM	9/3/2009	9/9/2009	9/16/2009	5.969	7.478	13.45
M	UG/L	MSA-DMW3I-090309	A9I040243008	NM	9/3/2009	9/9/2009	9/16/2009	6.045	7.469	13.51
HGF	UG/L	MSA-DMW3S-090309	A9I040243009	NM	9/3/2009	9/9/2009	9/10/2009	5.969	1.255	7.224
HGF	UG/L	MSA-DMW10S-090409	A9I050193001	NM	9/4/2009	9/9/2009	9/10/2009	4.969	1.211	6.18
HGF	UG/L	MSA-DMW1A-090409	A9I050193002	NM	9/4/2009	9/9/2009	9/10/2009	4.899	1.221	6.120
HGF	UG/L	MSA-DMW1B-090409	A9I050193003	NM	9/4/2009	9/9/2009	9/10/2009	4.840	1.214	6.054
HGF	UG/L	MSA-DMW3I-090309	A9I040243008	NM	9/3/2009	9/9/2009	9/10/2009	6.045	1.263	7.308

SORT	UNITS	NSAMPLE	LAB_ID	QC_TYPE	SAMP_DATE	EXTR_DATE	ANAL_DATE	SMP_EXTR	EXTR_ANL	SMP_ANL
HGF	UG/L	MSA-DMW4D-090309	A9I040243011	NM	9/3/2009	9/9/2009	9/10/2009	5.771	1.265	7.036
HGF	UG/L	MSA-DMW4S-090309	A9I040243010	NM	9/3/2009	9/9/2009	9/10/2009	5.865	1.256	7.121
HGF	UG/L	MSA-DMW5S-090309	A9I040243006	NM	9/3/2009	9/9/2009	9/10/2009	5.909	1.258	7.167
HGF	UG/L	MSA-DMW6D-090309	A9I040243003	NM	9/3/2009	9/9/2009	9/10/2009	5.931	1.25	7.181
HGF	UG/L	MSA-DMW6I-090309	A9I040243002	NM	9/3/2009	9/9/2009	9/10/2009	5.99	1.248	7.237
HGF	UG/L	MSA-DMW6S-090309	A9I040243001	NM	9/3/2009	9/9/2009	9/10/2009	6.038	1.247	7.285
HGF	UG/L	MSA-MW29D-090309	A9I040243007	NM	9/3/2009	9/9/2009	9/10/2009	5.79	1.26	7.049
HGF	UG/L	MSA-DMW2A-090309	A9I040243004	NM	9/3/2009	9/9/2009	9/10/2009	5.844	1.253	7.097
MF	UG/L	MSA-DMW1A-090409	A9I050193002	NM	9/4/2009	9/9/2009	9/16/2009	4.899	6.658	11.56
MF	UG/L	MSA-DMW6S-090309	A9I040243001	NM	9/3/2009	9/9/2009	9/16/2009	6.038	7.382	13.42
MF	UG/L	MSA-MW29D-090309	A9I040243007	NM	9/3/2009	9/9/2009	9/16/2009	5.79	7.465	13.25
MF	UG/L	MSA-DMW6I-090309	A9I040243002	NM	9/3/2009	9/9/2009	9/16/2009	5.99	7.419	13.41
MF	UG/L	MSA-DMW10S-090409	A9I050193001	NM	9/4/2009	9/9/2009	9/16/2009	4.969	6.651	11.62
MF	UG/L	MSA-DMW1B-090409	A9I050193003	NM	9/4/2009	9/9/2009	9/16/2009	4.840	6.665	11.50
MF	UG/L	MSA-DMW1B-090409	A9I050193003	NM	9/4/2009	9/9/2009	9/16/2009	4.840	7.056	11.9
MF	UG/L	MSA-DMW4D-090309	A9I040243011	NM	9/3/2009	9/9/2009	9/16/2009	5.771	7.501	13.27
MF	UG/L	MSA-DMW6D-090309	A9I040243003	NM	9/3/2009	9/9/2009	9/16/2009	5.931	7.428	13.36
MF	UG/L	MSA-DMW5S-090309	A9I040243006	NM	9/3/2009	9/9/2009	9/16/2009	5.909	7.446	13.35

SORT	UNITS	NSAMPLE	LAB_ID	QC_TYPE	SAMP_DATE	EXTR_DATE	ANAL_DATE	SMP_EXTR	EXTR_ANL	SMP_ANL
MF	UG/L	MSA-DMW4S-090309	A9I040243010	NM	9/3/2009	9/9/2009	9/16/2009	5.865	7.492	13.36
MF	UG/L	MSA-DMW2A-090309	A9I040243004	NM	9/3/2009	9/9/2009	9/16/2009	5.844	7.437	13.28
MF	UG/L	MSA-DMW3S-090309	A9I040243009	NM	9/3/2009	9/9/2009	9/16/2009	5.969	7.483	13.45
MF	UG/L	MSA-DMW3I-090309	A9I040243008	NM	9/3/2009	9/9/2009	9/16/2009	6.045	7.474	13.52
MF	UG/L	MSA-DMW2A-090309	A9I040243004	NM	9/3/2009	9/9/2009	9/17/2009	5.844	8.085	13.93
ALK	MG/L	MSA-DMW4D-090309	A9I040243011	NM	9/3/2009	9/15/2009	9/15/2009	11.35	0	11.35
ALK	MG/L	MSA-DMW4S-090309	A9I040243010	NM	9/3/2009	9/12/2009	9/12/2009	8.448	0	8.448
CL	MG/L	MSA-DMW4D-090309	A9I040243011	NM	9/3/2009	9/4/2009	9/4/2009	0.354	0.953	1.308
CL	MG/L	MSA-DMW4S-090309	A9I040243010	NM	9/3/2009	9/4/2009	9/4/2009	0.448	0.919	1.367
CR6	MG/L	MSA-DMW4D-090309	A9I040243011	NM	9/3/2009	9/4/2009	9/4/2009	0.354	0.436	0.790
CR6	MG/L	MSA-MW29D-090309	A9I040243007	NM	9/3/2009	9/4/2009	9/4/2009	0.373	0.433	0.806
CR6	MG/L	MSA-DMW6S-090309	A9I040243001	NM	9/3/2009	9/4/2009	9/4/2009	0.622	0.435	1.056
CR6	MG/L	MSA-DMW6I-090309	A9I040243002	NM	9/3/2009	9/4/2009	9/4/2009	0.573	0.426	0.999
CR6	MG/L	MSA-DMW6D-090309	A9I040243003	NM	9/3/2009	9/4/2009	9/4/2009	0.514	0.432	0.946
CR6	MG/L	MSA-DMW4S-090309	A9I040243010	NM	9/3/2009	9/4/2009	9/4/2009	0.448	0.437	0.885
CR6	MG/L	MSA-DMW10S-090409	A9I050193001	NM	9/4/2009	9/5/2009	9/5/2009	0.552	0.458	1.010
CR6	MG/L	MSA-DMW3S-090309	A9I040243009	NM	9/3/2009	9/4/2009	9/4/2009	0.552	0.427	0.979
CR6	MG/L	MSA-DMW3I-090309	A9I040243008	NM	9/3/2009	9/4/2009	9/4/2009	0.628	0.435	1.064

SORT	UNITS	NSAMPLE	LAB_ID	QC_TYPE	SAMP_DATE	EXTR_DATE	ANAL_DATE	SMP_EXTR	EXTR_ANL	SMP_ANL
CR6	MG/L	MSA-DMW2A-090309	A9I040243004	NM	9/3/2009	9/4/2009	9/4/2009	0.427	0.433	0.86
CR6	MG/L	MSA-DMW1B-090409	A9I050193003	NM	9/4/2009	9/5/2009	9/5/2009	0.424	0.457	0.881
CR6	MG/L	MSA-DMW1A-090409	A9I050193002	NM	9/4/2009	9/5/2009	9/5/2009	0.483	0.454	0.937
CR6	MG/L	MSA-DMW5S-090309	A9I040243006	NM	9/3/2009	9/4/2009	9/4/2009	0.492	0.434	0.926
DOC	MG/L	MSA-DMW4D-090309	A9I040243011	NM	9/3/2009	9/9/2009	9/9/2009	5.354	0	5.354
DOC	MG/L	MSA-DMW4S-090309	A9I040243010	NM	9/3/2009	9/9/2009	9/9/2009	5.448	0	5.448
NTA	MG/L	MSA-DMW4D-090309	A9I040243011	NM	9/3/2009	9/4/2009	9/4/2009	0.354	0.953	1.308
NTA	MG/L	MSA-DMW4S-090309	A9I040243010	NM	9/3/2009	9/4/2009	9/4/2009	0.448	0.919	1.367
NTI	MG/L	MSA-DMW4S-090309	A9I040243010	NM	9/3/2009	9/4/2009	9/4/2009	0.448	0.919	1.367
NTI	MG/L	MSA-DMW4D-090309	A9I040243011	NM	9/3/2009	9/4/2009	9/4/2009	0.354	0.953	1.308
OPO4	MG/L	MSA-DMW4S-090309	A9I040243010	NM	9/3/2009	9/4/2009	9/4/2009	0.448	0.919	1.367
OPO4	MG/L	MSA-DMW4D-090309	A9I040243011	NM	9/3/2009	9/4/2009	9/4/2009	0.354	0.953	1.308
PCL	UG/L	MSA-DMW5S-090309	A9I040243006	NM	9/3/2009	9/12/2009	9/15/2009	9.076	3.301	12.38
PCL	UG/L	MSA-MW29D-090309	A9I040243007	NM	9/3/2009	9/12/2009	9/15/2009	8.956	3.31	12.27
PCL	UG/L	MSA-DMW6S-090309	A9I040243001	NM	9/3/2009	9/12/2009	9/15/2009	9.205	3.265	12.47
PCL	UG/L	MSA-DMW6I-090309	A9I040243002	NM	9/3/2009	9/12/2009	9/15/2009	9.156	3.275	12.43
PCL	UG/L	MSA-DMW6D-090309	A9I040243003	NM	9/3/2009	9/12/2009	9/15/2009	9.097	3.284	12.38
PCL	UG/L	MSA-DMW2A-090309	A9I040243004	NM	9/3/2009	9/12/2009	9/15/2009	9.010	3.292	12.30

SORT	UNITS	NSAMPLE	LAB_ID	QC_TYPE	SAMP_DATE	EXTR_DATE	ANAL_DATE	SMP_EXTR	EXTR_ANL	SMP_ANL
PCL	UG/L	MSA-DMW3S-090309	A9I040243009	NM	9/3/2009	9/12/2009	9/15/2009	9.135	3.335	12.47
PCL	UG/L	MSA-DMW4D-090309	A9I040243011	NM	9/3/2009	9/12/2009	9/15/2009	8.938	3.353	12.29
PCL	UG/L	MSA-DMW3I-090309	A9I040243008	NM	9/3/2009	9/12/2009	9/15/2009	9.212	3.319	12.53
PCL	UG/L	MSA-DMW1B-090409	A9I050193003	NM	9/4/2009	9/15/2009	9/16/2009	11.05	0.605	11.65
PCL	UG/L	MSA-DMW1A-090409	A9I050193002	NM	9/4/2009	9/15/2009	9/16/2009	11.11	0.597	11.70
PCL	UG/L	MSA-DMW4S-090309	A9I040243010	NM	9/3/2009	9/12/2009	9/15/2009	9.031	3.344	12.38
PCL	UG/L	MSA-DMW10S-090409	A9I050193001	NM	9/4/2009	9/15/2009	9/16/2009	11.18	0.562	11.74
SO4	MG/L	MSA-DMW4S-090309	A9I040243010	NM	9/3/2009	9/9/2009	9/9/2009	5.448	0.919	6.367
SO4	MG/L	MSA-DMW4D-090309	A9I040243011	NM	9/3/2009	9/4/2009	9/4/2009	0.354	0.965	1.319
TDS	MG/L	MSA-DMW4S-090309	A9I040243010	NM	9/3/2009	9/9/2009	9/10/2009	5.448	1	6.448
TDS	MG/L	MSA-DMW4D-090309	A9I040243011	NM	9/3/2009	9/8/2009	9/9/2009	4.354	1	5.354
OV	UG/L	MSA-DMW4D-090309	A9I040243011	NM	9/3/2009	9/15/2009	9/15/2009	11.35	0.776	12.13
OV	UG/L	MSA-DMW6I-090309	A9I040243002	NM	9/3/2009	9/15/2009	9/15/2009	11.57	0.631	12.20
OV	UG/L	MSA-DMW10S-090409	A9I050193001	NM	9/4/2009	9/17/2009	9/17/2009	12.55	0.694	13.25
OV	UG/L	MSA-DMW6D-090309	A9I040243003	NM	9/3/2009	9/15/2009	9/15/2009	11.51	0.647	12.16
OV	UG/L	MSA-DMW3I-090309	A9I040243008	NM	9/3/2009	9/15/2009	9/15/2009	11.63	0.728	12.36
OV	UG/L	MSA-DMW5S-090309	A9I040243006	NM	9/3/2009	9/15/2009	9/15/2009	11.49	0.695	12.19
OV	UG/L	MSA-DMW6S-090309	A9I040243001	NM	9/3/2009	9/15/2009	9/15/2009	11.62	0.615	12.24

SORT	UNITS	NSAMPLE	LAB_ID	QC_TYPE	SAMP_DATE	EXTR_DATE	ANAL_DATE	SMP_EXTR	EXTR_ANL	SMP_ANL
OV	UG/L	TB-090409-02	A9I050193004	TB	9/4/2009	9/17/2009	9/17/2009	13	0.744	13.74
OV	UG/L	MSA-DMW4S-090309	A9I040243010	NM	9/3/2009	9/15/2009	9/15/2009	11.45	0.76	12.21
OV	UG/L	MSA-DMW3S-090309	A9I040243009	NM	9/3/2009	9/15/2009	9/15/2009	11.55	0.744	12.3
OV	UG/L	MSA-MW29D-090309	A9I040243007	NM	9/3/2009	9/15/2009	9/15/2009	11.37	0.712	12.08
OV	UG/L	MSA-DMW1A-090409	A9I050193002	NM	9/4/2009	9/17/2009	9/17/2009	12.48	0.711	13.19
OV	UG/L	MSA-DMW1B-090409	A9I050193003	NM	9/4/2009	9/17/2009	9/17/2009	12.42	0.728	13.15
OV	UG/L	MSA-DMW2A-090309	A9I040243004	NM	9/3/2009	9/15/2009	9/15/2009	11.43	0.663	12.09
OV	UG/L	TB-090309-01	A9I040243005	TB	9/3/2009	9/15/2009	9/15/2009	12	0.679	12.68
ETHA	UG/L	MSA-DMW4S-090309	A9I040243010	NM	9/3/2009	9/9/2009	9/9/2009	5.448	0.695	6.143
ETHA	UG/L	MSA-DMW4D-090309	A9I040243011	NM	9/3/2009	9/9/2009	9/9/2009	5.354	0.705	6.059
ETHE	UG/L	MSA-DMW4S-090309	A9I040243010	NM	9/3/2009	9/9/2009	9/9/2009	5.448	0.695	6.143
ETHE	UG/L	MSA-DMW4D-090309	A9I040243011	NM	9/3/2009	9/9/2009	9/9/2009	5.354	0.705	6.059
METH	UG/L	MSA-DMW4D-090309	A9I040243011	NM	9/3/2009	9/9/2009	9/9/2009	5.354	0.705	6.059
METH	UG/L	MSA-DMW4S-090309	A9I040243010	NM	9/3/2009	9/9/2009	9/9/2009	5.448	0.695	6.143
DRO	UG/L	MSA-DMW4S-090309	A9I040243010	NM	9/3/2009	9/8/2009	9/9/2009	4.448	1.831	6.278
DRO	UG/L	MSA-DMW3S-090309	A9I040243009	NM	9/3/2009	9/8/2009	9/9/2009	4.552	1.810	6.363
DRO	UG/L	MSA-DMW5S-090309	A9I040243006	NM	9/3/2009	9/8/2009	9/9/2009	4.492	1.790	6.283
DRO	UG/L	MSA-DMW6S-090309	A9I040243001	NM	9/3/2009	9/8/2009	9/9/2009	4.622	1.770	6.392

SORT	UNITS	NSAMPLE	LAB_ID	QC_TYPE	SAMP_DATE	EXTR_DATE	ANAL_DATE	SMP_EXTR	EXTR_ANL	SMP_ANL
DRO	UG/L	MSA-DMW10S-090409	A9I050193001	NM	9/4/2009	9/8/2009	9/9/2009	3.552	1.851	5.403
GRO	UG/L	MSA-DMW10S-090409	A9I050193001	NM	9/4/2009	9/8/2009	9/9/2009	3.552	1.851	5.403
GRO	UG/L	MSA-DMW3S-090309	A9I040243009	NM	9/3/2009	9/8/2009	9/9/2009	4.552	1.810	6.363
GRO	UG/L	MSA-DMW4S-090309	A9I040243010	NM	9/3/2009	9/8/2009	9/9/2009	4.448	1.831	6.278
GRO	UG/L	MSA-DMW5S-090309	A9I040243006	NM	9/3/2009	9/9/2009	9/9/2009	5.492	0.574	6.066
GRO	UG/L	MSA-DMW6S-090309	A9I040243001	NM	9/3/2009	9/8/2009	9/9/2009	4.622	1.770	6.392

ANALYTICAL METHODS SUMMARY

9I04243

PARAMETER	ANALYTICAL METHOD
Alkalinity	MCAWW 310.1
Chloride	MCAWW 300.0A
Dissolved Gases in Water	RSK SOP-175
Dissolved Organic Carbon	SW846 9060
Extractable Petroleum Hydrocarbons	SW846 8015B
Filterable Residue (TDS)	MCAWW 160.1
Hexavalent Chromium	SW846 7196A
ICP-MS (6020)	SW846 6020
Mercury in Liquid Waste (Manual Cold-Vapor)	SW846 7470A
Nitrate as N	MCAWW 300.0A
Nitrite as N	MCAWW 300.0A
Perchlorate by 6850	SW846 6850
Phosphate as P, Ortho	MCAWW 300.0A
Sulfate	MCAWW 300.0A
Trace Inductively Coupled Plasma (ICP) Metals	SW846 6010B
Volatile Organics by GC/MS	SW846 8260B
Volatile Petroleum Hydrocarbons	SW846 8015B

References:

MCAWW "Methods for Chemical Analysis of Water and Wastes", EPA-600/4-79-020, March 1983 and subsequent revisions.

RSK Sample Prep and Calculations for Dissolved Gas Analysis in Water Samples Using a GC Headspace Equilibration Technique, RSKSOP-175, REV. 0, 8/11/94, USEPA Research Lab

SW846 "Test Methods for Evaluating Solid Waste, Physical/Chemical Methods", Third Edition, November 1986 and its updates.

SAMPLE SUMMARY

9I04243 : A9I040243

WO #	SAMPLE#	CLIENT SAMPLE ID	SAMPLED DATE	SAMP TIME
LKDGK	001	MSA-DMW6S-090309	09/03/09	09:05
LKDHE	002	MSA-DMW6I-090309	09/03/09	10:15
LKDHG	003	MSA-DMW6D-090309	09/03/09	11:40
LKDJ1	004	MSA-DMW2A-090309	09/03/09	13:45
LKDJ7	005	TB-090309-01	09/03/09	
LKDKF	006	MSA-DMW5S-090309	09/03/09	12:11
LKDKT	007	MSA-MW29D-090309	09/03/09	15:03
LKDKW	008	MSA-DMW3I-090309	09/03/09	08:55
LKDK0	009	MSA-DMW3S-090309	09/03/09	10:45
LKDK1	010	MSA-DMW4S-090309	09/03/09	13:15
LKDLM	011	MSA-DMW4D-090309	09/03/09	15:30

NOTE(S):

- The analytical results of the samples listed above are presented on the following pages.
- All calculations are performed before rounding to avoid round-off errors in calculated results.
- Results noted as "ND" were not detected at or above the stated limit.
- This report must not be reproduced, except in full, without the written approval of the laboratory.
- Results for the following parameters are never reported on a dry weight basis: color, corrosivity, density, flashpoint, ignitability, layers, odor, paint filter test, pH, porosity pressure, reactivity, redox potential, specific gravity, spot tests, solids, solubility, temperature, viscosity, and weight.

(Continued on next page)

SAMPLE SUMMARY

9I04243 : A9I050193

WO #	SAMPLE#	CLIENT SAMPLE ID	SAMPLED DATE	SAMP TIME
LKE18	001	MSA-DMW10S-090409	09/04/09	10:45
LKE2K	002	MSA-DMW1A-090409	09/04/09	12:25
LKE2P	003	MSA-DMW1B-090409	09/04/09	13:50
LKE2Q	004	TB-090409-02	09/04/09	

NOTE(S):

- The analytical results of the samples listed above are presented on the following pages.
- All calculations are performed before rounding to avoid round-off errors in calculated results.
- Results noted as "ND" were not detected at or above the stated limit.
- This report must not be reproduced, except in full, without the written approval of the laboratory.
- Results for the following parameters are never reported on a dry weight basis: color, corrosivity, density, flashpoint, ignitability, layers, odor, paint filter test, pH, porosity pressure, reactivity, redox potential, specific gravity, spot tests, solids, solubility, temperature, viscosity, and weight.

5A

VOLATILE ORGANIC GC/MS TUNING AND MASS CALIBRATION - BROMOFLUOROBENZENE (BFB)

Lab Name: NORTH CANTON Contract:

Lab Code: TACAN Case No.: SAS No.: SDG No.: 9I04243

Lab File ID: BFB239 BFB Injection Date: 07/21/09

Instrument ID: A3UX15 BFB Injection Time: 1309

Matrix: (soil/water) WATER Level: (low/med) LOW Column: (pack/cap) CAP

m/e	ION ABUNDANCE CRITERIA	% RELATIVE ABUNDANCE
50	15.0 - 40.0% of mass 95	18.8
75	30.0 - 60.0% of mass 95	45.2
95	Base Peak, 100% relative abundance	100.0
96	5.0 - 9.0% of mass 95	6.6
173	Less than 2.0% of mass 174	0.7 (0.8)1
174	50.0 - 100.0% of mass 95	89.4
175	5.0 - 9.0% of mass 174	6.4 (7.1)1
176	Greater than 95.0%, but less than 101.0% of mass 174	86.8 (97.2)1
177	5.0 - 9.0% of mass 176	5.9 (6.8)2

1-Value is % of mass 174 2-Value is % of mass 176

THIS TUNE APPLIES TO THE FOLLOWING SAMPLES, MS, MSD, BLANKS, AND STANDARDS:

	EPA SAMPLE NO.	LAB SAMPLE ID	LAB FILE ID	DATE ANALYZED	TIME ANALYZED
01	VSTD040	200NG-IC	UXC4109	07/21/09	1354
02	VSTD020	100NG-IC	UXC4110	07/21/09	1417
03	VSTD010	50NG-IC	UXC4111	07/21/09	1441
04	VSTD005	25NG-IC	UXC4112	07/21/09	1504
05	VSTD002	10NG-IC	UXC4113	07/21/09	1528
06	VSTD001	5NG-IC	UXC4114	07/21/09	1551
07	VSTD040	200NG-A9IC	UXC4116	07/21/09	1637
08	VSTD020	100NG-A9IC	UXC4117	07/21/09	1701
09	VSTD010	50NG-A9IC	UXC4118	07/21/09	1724
10	VSTD005	25NG-A9IC	UXC4119	07/21/09	1747
11	VSTD002	10NG-A9IC	UXC4120	07/21/09	1810
12	VSTD001	5NG-A9IC	UXC4121	07/21/09	1834
13					
14					
15					
16					
17					
18					
19					
20					
21					
22					

Report Date : 22-Jul-2009 10:12

TestAmerica North Canton

INITIAL CALIBRATION DATA

Start Cal Date : 21-JUL-2009 13:54
End Cal Date : 21-JUL-2009 18:34
Quant Method : ISTD
Origin : Disabled
Target Version : 4.14
Integrator : HP RTE
Method file : \\cansvr11\dd\chem\MSV\a3ux15.i\C90721B-IC.b\8260LLUX15.m
Last Edit : 22-Jul-2009 10:11 a3ux15.i
Curve Type : Average

Calibration File Names:
Level 1: \\cansvr11\dd\chem\MSV\a3ux15.i\C90721B-IC.b\UXC4121.D
Level 2: \\cansvr11\dd\chem\MSV\a3ux15.i\C90721B-IC.b\UXC4120.D
Level 3: \\cansvr11\dd\chem\MSV\a3ux15.i\C90721B-IC.b\UXC4119.D
Level 4: \\cansvr11\dd\chem\MSV\a3ux15.i\C90721B-IC.b\UXC4118.D
Level 5: \\cansvr11\dd\chem\MSV\a3ux15.i\C90721B-IC.b\UXC4117.D
Level 6: \\cansvr11\dd\chem\MSV\a3ux15.i\C90721B-IC.b\UXC4116.D

	Compound	5.000 Level 1	10.000 Level 2	25.000 Level 3	50.000 Level 4	100.000 Level 5	200.000 Level 6	RRF	% RSD
8	Dichlorodifluoromethane	0.14996	0.16189	0.16701	0.19347	0.19740	0.17454	0.17405	10.595
9	Chloromethane	0.42224	0.41533	0.37540	0.38941	0.40771	0.38248	0.39876	4.764
10	Vinyl Chloride	0.30070	0.31883	0.30010	0.31534	0.33175	0.31658	0.31388	3.815
11	Bromomethane	0.15319	0.12733	0.12402	0.12189	0.12205	0.10148	0.12499	13.254
12	Chloroethane	0.17300	0.16965	0.16172	0.17097	0.16629	0.15536	0.16617	3.977
13	Trichlorofluoromethane	0.27287	0.27635	0.25819	0.27427	0.27769	0.26927	0.27144	2.624
14	Dichlorofluoromethane	0.28803	0.31291	0.31908	0.32315	0.33462	0.33167	0.31824	5.286
15	Acrolein	0.03066	0.03516	0.03521	0.03826	0.03960	0.03918	0.03635	9.322
16	Acetone	0.10886	0.08517	0.06785	0.06534	0.06614	0.06481	0.07636	23.171
17	1,1-Dichloroethene	0.17594	0.19848	0.19278	0.20049	0.20536	0.19692	0.19499	5.238
18	Freon-113	0.12194	0.13822	0.13850	0.15251	0.15058	0.14945	0.14187	8.151
19	Iodomethane	0.33470	0.35658	0.35058	0.35262	0.35799	0.35381	0.35105	2.405
20	Carbon Disulfide	0.50637	0.57114	0.56736	0.58981	0.61941	0.61973	0.57897	7.280
21	Methylene Chloride	0.26730	0.25542	0.22925	0.22411	0.22382	0.21746	0.23623	8.541
22	Acetonitrile	0.02611	0.02386	0.02344	0.02379	0.02468	0.02493	0.02447	4.031
23	Acrylonitrile	0.08808	0.09180	0.09220	0.09612	0.10033	0.10071	0.09487	5.338
24	Methyl tert-butyl ether	0.42264	0.46700	0.47076	0.48399	0.49929	0.48048	0.47069	5.551
25	trans-1,2-Dichloroethene	0.20486	0.21663	0.21795	0.22650	0.22422	0.22334	0.21892	3.591
26	Hexane	0.03988	0.04644	0.05018	0.05427	0.05518	0.05426	0.05037	11.481
27	Vinyl acetate	0.29200	0.28800	0.31726	0.35923	0.37607	0.37008	0.33377	11.886
28	1,1-Dichloroethane	0.39807	0.40779	0.40894	0.43152	0.43473	0.43182	0.41881	3.751
29	tert-Butyl Alcohol	0.01044	0.01163	0.01177	0.01294	0.01329	0.01289	0.01216	8.853
30	2-Butanone	0.09720	0.08719	0.09957	0.09952	0.10330	0.10371	0.09842	6.131
M 31	1,2-Dichloroethene (total)	0.21118	0.22609	0.22652	0.23037	0.23344	0.22947	0.22618	3.460
32	cis-1,2-dichloroethene	0.21750	0.23555	0.23508	0.23424	0.24266	0.23561	0.23344	3.592
33	2,2-Dichloropropane	0.15898	0.18010	0.18289	0.19708	0.19976	0.19556	0.18573	8.263
34	Bromochloromethane	0.11311	0.11326	0.11498	0.11661	0.11886	0.11686	0.11561	1.945
35	Chloroform	0.30616	0.32995	0.33880	0.34479	0.35006	0.34873	0.33641	4.922

Report Date : 22-Jul-2009 10:12

TestAmerica North Canton

INITIAL CALIBRATION DATA

Start Cal Date : 21-JUL-2009 13:54
End Cal Date : 21-JUL-2009 18:34
Quant Method : ISTD
Origin : Disabled
Target Version : 4.14
Integrator : HP RTE
Method file : \\cansvr11\dd\chem\MSV\a3ux15.i\C90721B-IC.b\8260LLUX15.m
Last Edit : 22-Jul-2009 10:11 a3ux15.i
Curve Type : Average

	Compound	5.000 Level 1	10.000 Level 2	25.000 Level 3	50.000 Level 4	100.000 Level 5	200.000 Level 6	RRF	% RSD	
	36 Tetrahydrofuran	0.04991	0.06166	0.06234	0.06497	0.06412	0.06654	0.06159	9.723	
	37 1,1,1-Trichloroethane	0.22756	0.24679	0.24912	0.26578	0.27299	0.27034	0.25543	6.847	
	38 1,1-Dichloropropene	0.24547	0.26972	0.28345	0.29222	0.29879	0.29842	0.28134	7.356	
	39 Carbon Tetrachloride	0.17740	0.19895	0.21346	0.22280	0.23604	0.23585	0.21408	10.666	
	40 1,2-Dichloroethane	0.25804	0.29041	0.29449	0.29918	0.30148	0.30414	0.29129	5.842	
	41 Benzene	0.84063	0.88680	0.88381	0.91538	0.95051	0.95524	0.90539	4.846	
	42 Trichloroethene	0.22486	0.24101	0.24424	0.24173	0.25474	0.25675	0.24389	4.704	
	43 1,2-Dichloropropane	0.21600	0.23472	0.22786	0.24542	0.25518	0.25204	0.23854	6.339	
	44 1,4-Dioxane	0.00136	0.00173	0.00164	0.00180	0.00191	0.00189	0.00172	11.765	<-
	45 Dibromomethane	0.09411	0.10586	0.11248	0.11595	0.11869	0.11960	0.11112	8.738	
	46 Bromodichloromethane	0.17348	0.19643	0.21133	0.23508	0.24194	0.24505	0.21722	13.158	
	47 2-Chloroethyl vinyl ether	0.09625	0.11201	0.12170	0.09608	0.10154	0.09683	0.10407	10.148	
	48 cis-1,3-Dichloropropene	0.21728	0.24459	0.27869	0.30351	0.32032	0.33359	0.28300	15.949	
	49 4-Methyl-2-pentanone	0.14857	0.15549	0.18017	0.18997	0.20379	0.21010	0.18135	13.839	
	50 Toluene	1.05949	1.15285	1.15941	1.20402	1.21186	1.27070	1.17639	6.062	
	51 trans-1,3-Dichloropropene	0.20623	0.25370	0.29536	0.32020	0.33932	0.34632	0.29352	18.539	
	52 Ethyl Methacrylate	0.17883	0.21705	0.24886	0.28400	0.30319	0.31079	0.25712	20.230	
	53 1,1,2-Trichloroethane	0.18917	0.20576	0.21668	0.21794	0.22506	0.22363	0.21304	6.356	
	54 1,3-Dichloropropane	0.34174	0.37577	0.38415	0.40110	0.40536	0.40862	0.38612	6.533	
	55 Tetrachloroethene	0.21985	0.24874	0.24982	0.24438	0.25162	0.25583	0.24504	5.263	
	56 2-Hexanone	0.10301	0.13154	0.15024	0.15984	0.17214	0.17570	0.14875	18.501	
	57 Dibromochloromethane	0.13845	0.15291	0.18445	0.20753	0.22516	0.23436	0.19048	20.433	
	58 1,2-Dibromoethane	0.18751	0.20988	0.22637	0.23011	0.23709	0.24088	0.22197	9.022	
	59 Chlorobenzene	0.72628	0.76751	0.79135	0.79741	0.82559	0.83422	0.79040	5.011	
	60 1,1,1,2-Tetrachloroethane	0.17071	0.21128	0.22213	0.24500	0.25187	0.26274	0.22729	14.801	
	61 Ethylbenzene	0.36706	0.40216	0.41734	0.43008	0.44277	0.44865	0.41801	7.213	
	62 m + p-Xylene	0.44547	0.49984	0.51786	0.53257	0.55236	0.57222	0.52005	8.556	
M	63 Xylenes (total)	0.44059	0.49233	0.50936	0.52837	0.54467	0.56012	0.51257	8.342	
	64 Xylene-o	0.43084	0.47732	0.49237	0.51996	0.52929	0.53592	0.49762	7.972	
	65 Styrene	0.59766	0.68717	0.77591	0.82875	0.89971	0.92655	0.78596	16.079	
	66 Bromoform	0.07246	0.08727	0.10392	0.11958	0.13499	0.14752	0.11095	25.751	<-
	67 Isopropylbenzene	1.02960	1.19572	1.23798	1.32624	1.36869	1.44217	1.26673	11.538	
	68 1,1,2,2-Tetrachloroethane	0.40227	0.41227	0.45574	0.48102	0.49183	0.48728	0.45507	8.613	
	69 1,4-Dichloro-2-butene	0.10046	0.12870	0.15454	0.15791	0.17256	0.16761	0.14696	18.647	
	70 1,2,3-Trichloropropane	0.14195	0.13731	0.14953	0.14625	0.14837	0.14565	0.14484	3.121	
	71 Bromobenzene	0.53499	0.56924	0.59539	0.60051	0.60634	0.62128	0.58796	5.279	

Report Date : 22-Jul-2009 10:12

TestAmerica North Canton

INITIAL CALIBRATION DATA

Start Cal Date : 21-JUL-2009 13:54
End Cal Date : 21-JUL-2009 18:34
Quant Method : ISTD
Origin : Disabled
Target Version : 4.14
Integrator : HP RTE
Method file : \\cansvr11\dd\chem\MSV\a3ux15.i\C90721B-IC.b\8260LLUX15.m
Last Edit : 22-Jul-2009 10:11 a3ux15.i
Curve Type : Average

	Compound	5.000 Level 1	10.000 Level 2	25.000 Level 3	50.000 Level 4	100.000 Level 5	200.000 Level 6	RRF	% RSD	
72	n-Propylbenzene	0.52143	0.57289	0.64169	0.66319	0.66923	0.68336	0.62530	10.250	
73	2-Chlorotoluene	0.49670	0.53804	0.55614	0.57674	0.58903	0.58267	0.55655	6.261	
74	1,3,5-Trimethylbenzene	1.52575	1.68878	1.85370	1.93345	2.02771	2.08311	1.85208	11.428	
75	4-Chlorotoluene	0.51815	0.55735	0.57285	0.58439	0.59609	0.58794	0.56946	5.007	
76	tert-Butylbenzene	1.37450	1.53386	1.63298	1.68134	1.73372	1.82644	1.63047	9.756	
77	1,2,4-Trimethylbenzene	1.61278	1.72799	1.92984	2.00417	2.06520	2.14556	1.91426	10.711	
78	sec-Butylbenzene	1.89694	2.14491	2.36173	2.43581	2.52049	2.65152	2.33523	11.704	
79	4-Isopropyltoluene	1.60604	1.77756	1.97641	2.07540	2.15826	2.24218	1.97264	12.211	
80	1,3-Dichlorobenzene	1.13100	1.13378	1.17319	1.18579	1.20193	1.23496	1.17677	3.411	
81	1,4-Dichlorobenzene	1.13612	1.13610	1.17230	1.19972	1.22157	1.26442	1.18837	4.247	
82	n-Butylbenzene	1.32696	1.47474	1.66610	1.77800	1.84660	1.90451	1.66615	13.516	
83	1,2-Dichlorobenzene	1.01909	1.12214	1.13958	1.17747	1.17437	1.19650	1.13819	5.653	
84	1,2-Dibromo-3-chloropropane	0.06441	0.06711	0.08275	0.09322	0.09439	0.10213	0.08400	18.383	
85	1,2,4-Trichlorobenzene	0.78466	0.82265	0.86628	0.85175	0.86273	0.88067	0.84479	4.177	
86	Hexachlorobutadiene	0.31371	0.33696	0.34255	0.34516	0.32772	0.33445	0.33342	3.435	
87	Naphthalene	1.42260	1.63277	1.82364	1.86899	1.91993	2.01127	1.77987	12.110	
88	1,2,3-Trichlorobenzene	0.69003	0.74301	0.76046	0.77129	0.75206	0.76755	0.74740	4.005	
89	Ethyl Ether	0.23349	0.23119	0.24241	0.24353	0.24050	0.23475	0.23765	2.168	
90	Ethanol	*****	*****	*****	*****	*****	*****	*****	*****	<-
91	3-Chloropropene	0.10264	0.10710	0.10837	0.11543	0.12285	0.12464	0.11350	7.883	
92	Isopropyl Ether	0.18821	0.18995	0.19783	0.20572	0.21255	0.21024	0.20075	5.160	
93	2-Chloro-1,3-butadiene	0.29636	0.30137	0.32239	0.32920	0.34734	0.35051	0.32453	6.960	
94	Propionitrile	0.02887	0.02818	0.03214	0.03352	0.03216	0.03424	0.03152	7.818	
95	Ethyl Acetate	0.16935	0.15240	0.16558	0.17688	0.18006	0.18718	0.17191	7.132	
96	Methacrylonitrile	0.12593	0.11480	0.12053	0.12923	0.12894	0.13017	0.12493	4.870	
97	Isobutanol	0.00516	0.00470	0.00483	0.00534	0.00522	0.00566	0.00515	6.769	<-
98	Cyclohexane	0.40785	0.47368	0.49728	0.53054	0.54276	0.54652	0.49977	10.632	
99	n-Butanol	0.00323	0.00378	0.00451	0.00478	0.00506	0.00555	0.00449	18.990	<-
100	Methyl Methacrylate	0.13610	0.12468	0.14022	0.14275	0.15276	0.15832	0.14247	8.419	
101	2-Nitropropane	0.01458	0.01589	0.01678	0.01613	0.01924	0.02264	0.01755	16.701	
102	Chloropicrin	*****	*****	*****	*****	*****	*****	*****	*****	<-
103	Cyclohexanone	*****	*****	*****	*****	*****	*****	*****	*****	<-
104	Pentachloroethane	*****	*****	*****	*****	*****	*****	*****	*****	<-
105	Benzyl Chloride	*****	*****	*****	*****	*****	*****	*****	*****	<-
134	Thiophene	*****	*****	*****	*****	*****	*****	*****	*****	<-
135	Crotononitrile(1st Isomer)	*****	*****	*****	*****	*****	*****	*****	*****	<-

Report Date : 22-Jul-2009 10:12

TestAmerica North Canton

INITIAL CALIBRATION DATA

Start Cal Date : 21-JUL-2009 13:54
End Cal Date : 21-JUL-2009 18:34
Quant Method : ISTD
Origin : Disabled
Target Version : 4.14
Integrator : HP RTE
Method file : \\cansvr11\dd\chem\MSV\a3ux15.i\C90721B-IC.b\8260LLUX15.m
Last Edit : 22-Jul-2009 10:11 a3ux15.i
Curve Type : Average

	Compound	5.000 Level 1	10.000 Level 2	25.000 Level 3	50.000 Level 4	100.000 Level 5	200.000 Level 6	RRF	% RSD	
	136 Crotononitrile(2nd Isomer)	++++++	++++++	++++++	++++++	++++++	++++++	++++++	++++++	<-
M	137 Total Crotononitrile	++++++	++++++	++++++	++++++	++++++	++++++	++++++	++++++	<-
	138 Paraldehyde	++++++	++++++	++++++	++++++	++++++	++++++	++++++	++++++	<-
	139 3,3,5-Trimethylcyclohexanone	++++++	++++++	++++++	++++++	++++++	++++++	++++++	++++++	<-
	140 1-Chlorohexane	++++++	++++++	++++++	++++++	++++++	++++++	++++++	++++++	<-
	141 1,3,5-Trichlorobenzene	0.86960	0.91012	0.91430	0.94077	0.95337	0.96163	0.92497	3.682	
	143 Methyl Acetate	0.17636	0.18994	0.19367	0.19158	0.19797	0.19427	0.19063	3.935	
	144 Methylcyclohexane	0.32789	0.36881	0.39062	0.41555	0.43046	0.43806	0.39523	10.580	
	145 Dimethoxymethane	++++++	++++++	++++++	++++++	++++++	++++++	++++++	++++++	<-
	146 2-Methylnaphthalene	0.71704	0.76667	0.93582	1.13357	1.22337	1.27793	1.00907	23.582	
	147 Tetrahydrothiophene	++++++	++++++	++++++	++++++	++++++	++++++	++++++	++++++	<-
	148 1,4-Dichlorobutane	++++++	++++++	++++++	++++++	++++++	++++++	++++++	++++++	<-
	151 Ethyl Acrylate	++++++	++++++	++++++	++++++	++++++	++++++	++++++	++++++	<-
	152 Vinyl Acetate-86	0.02023	0.02429	0.02915	0.03313	0.03461	0.03411	0.02925	20.126	
	153 1,3-Butadiene	++++++	++++++	++++++	++++++	++++++	++++++	++++++	++++++	<-
	154 n-Heptane	++++++	++++++	++++++	++++++	++++++	++++++	++++++	++++++	<-
	155 tert-Butyl Ethyl Ether	0.50542	0.54150	0.58597	0.58515	0.64254	0.66031	0.58681	9.992	
	156 tert-Amyl Methyl Ether	0.35055	0.35660	0.39755	0.39498	0.44396	0.46411	0.40129	11.361	
	157 1,2,3-Trimethylbezene	1.66768	1.76084	2.02084	2.14293	2.26752	2.33230	2.03202	13.284	
$	4 Dibromofluoromethane	0.21016	0.20995	0.20629	0.20566	0.21032	0.21099	0.20889	1.100	
$	5 1,2-Dichloroethane-d4	0.25874	0.24393	0.24253	0.24115	0.25030	0.24693	0.24726	2.632	
$	6 Toluene-d8	1.07648	1.07840	1.04466	1.06793	1.08868	1.09926	1.07590	1.741	
$	7 Bromofluorobenzene	0.37935	0.36265	0.37137	0.38290	0.39789	0.39585	0.38167	3.591	

5A

VOLATILE ORGANIC GC/MS TUNING AND MASS CALIBRATION - BROMOFLUOROBENZENE (BFB)

Lab Name: NORTH CANTON Contract:

Lab Code: TACAN Case No.: SAS No.: SDG No.: 9I04243

Lab File ID: BFB288 BFB Injection Date: 09/15/09

Instrument ID: A3UX15 BFB Injection Time: 0812

Matrix: (soil/water) WATER Level: (low/med) LOW Column: (pack/cap) CAP

m/e	ION ABUNDANCE CRITERIA	% RELATIVE ABUNDANCE
50	15.0 - 40.0% of mass 95	22.2
75	30.0 - 60.0% of mass 95	48.7
95	Base Peak, 100% relative abundance	100.0
96	5.0 - 9.0% of mass 95	6.4
173	Less than 2.0% of mass 174	0.6 (0.6)1
174	50.0 - 100.0% of mass 95	86.6
175	5.0 - 9.0% of mass 174	6.1 (7.1)1
176	Greater than 95.0%, but less than 101.0% of mass 174	83.4 (96.2)1
177	5.0 - 9.0% of mass 176	5.1 (6.2)2

1-Value is % of mass 174 2-Value is % of mass 176

THIS TUNE APPLIES TO THE FOLLOWING SAMPLES, MS, MSD, BLANKS, AND STANDARDS:

	EPA SAMPLE NO.	LAB SAMPLE ID	LAB FILE ID	DATE ANALYZED	TIME ANALYZED
01	VSTD010	50NG-CC	UXC5457	09/15/09	0919
02	VSTD010	50NG-A9CC	UXC5458	09/15/09	0942
03	LKVPRCHK	LKVPR1AC	UXC5459	09/15/09	1006
04	LKVPRCKDUP	LKVPR1AD	UXC5460	09/15/09	1029
05	LKVPRBLK	LKVPR1AA	UXC5461	09/15/09	1052
06	MSA-DMW6S-09	LKDGK1AA	UXC5471	09/15/09	1445
07	MSA-DMW6I-09	LKDHE1AM	UXC5472	09/15/09	1508
08	MSA-DMW6D-09	LKDHG1A0	UXC5473	09/15/09	1532
09	MSA-DMW2A-09	LKDJ11A0	UXC5474	09/15/09	1555
10	TB-090309-01	LKDJ71AA	UXC5475	09/15/09	1618
11	MSA-DMW5S-09	LKDKF1AM	UXC5476	09/15/09	1641
12	MSA-MW29D-09	LKDKT1A0	UXC5477	09/15/09	1705
13	MSA-DMW3I-09	LKDKW1A0	UXC5478	09/15/09	1728
14	MSA-DMW3S-09	LKDK01AM	UXC5479	09/15/09	1751
15	MSA-DMW4S-09	LKDK11AA	UXC5480	09/15/09	1814
16	MSA-DMW4D-09	LKDLM1AM	UXC5481	09/15/09	1838
17					
18					
19					
20					
21					
22					

Data File: \\cansvr11\dd\chem\MSV\a3ux15.i\C90915A.b\UXC5457.D
Report Date: 15-Sep-2009 10:28

TestAmerica North Canton

CONTINUING CALIBRATION COMPOUNDS

Instrument ID: a3ux15.i Injection Date: 15-SEP-2009 09:19
Lab File ID: UXC5457.D Init. Cal. Date(s): 21-JUL-2009 21-JUL-2009
Analysis Type: WATER Init. Cal. Times: 13:54 18:34
Lab Sample ID: 50NG-CC Quant Type: ISTD
Method: \\cansvr11\dd\chem\MSV\a3ux15.i\C90915A.b\8260LLUX15.m

COMPOUND	RRF / AMOUNT	RF50	CCAL RRF50	MIN RRF	%D / %DRIFT	MAX %D / %DRIFT	CURVE TYPE
$ 4 Dibromofluoromethane	0.20889	0.20968	0.20968	0.010	-0.37790	50.00000	Averaged
$ 5 1,2-Dichloroethane-d4	0.24726	0.26381	0.26381	0.010	-6.69116	50.00000	Averaged
$ 6 Toluene-d8	1.07590	1.06272	1.06272	0.010	1.22572	50.00000	Averaged
$ 7 Bromofluorobenzene	0.38167	0.37324	0.37324	0.010	2.20894	50.00000	Averaged
8 Dichlorodifluoromethane	0.17405	0.21762	0.21762	0.010	-25.03532	50.00000	Averaged
9 Chloromethane	0.39876	0.38261	0.38261	0.100	4.04910	50.00000	Averaged
10 Vinyl Chloride	0.31388	0.30711	0.30711	0.010	2.15816	20.00000	Averaged
11 Bromomethane	0.12499	0.13318	0.13318	0.010	-6.54531	50.00000	Averaged
12 Chloroethane	0.16617	0.14771	0.14771	0.010	11.10456	50.00000	Averaged
13 Trichlorofluoromethane	0.27144	0.32919	0.32919	0.010	-21.27513	50.00000	Averaged
15 Acrolein	0.03635	0.01829	0.01829	0.010	49.68617	50.00000	Averaged
16 Acetone	100	104	0.07006	0.010	-4.04166	0.000e+000	Wt Linear
17 1,1-Dichloroethene	0.19499	0.20734	0.20734	0.010	-6.33178	20.00000	Averaged
18 Freon-113	0.14187	0.16689	0.16689	0.010	-17.64116	50.00000	Averaged
19 Iodomethane	0.35105	0.38118	0.38118	0.010	-8.58423	50.00000	Averaged
20 Carbon Disulfide	0.57897	0.64340	0.64340	0.010	-11.12920	50.00000	Averaged
21 Methylene Chloride	0.23623	0.24570	0.24570	0.010	-4.00869	50.00000	Averaged
22 Acetonitrile	0.02447	0.02685	0.02685	0.010	-9.74267	50.00000	Averaged
23 Acrylonitrile	0.09487	0.09325	0.09325	0.010	1.71305	50.00000	Averaged
24 Methyl tert-butyl ether	0.47069	0.45104	0.45104	0.010	4.17473	50.00000	Averaged
25 trans-1,2-Dichloroethene	0.21892	0.23675	0.23675	0.010	-8.14419	50.00000	Averaged
26 Hexane	0.05037	0.05083	0.05083	0.010	-0.90876	20.00000	Averaged
27 Vinyl acetate	0.33377	0.19432	0.19432	0.010	41.78192	50.00000	Averaged
28 1,1-Dichloroethane	0.41881	0.45560	0.45560	0.100	-8.78452	50.00000	Averaged
29 tert-Butyl Alcohol	0.01216	0.01081	0.01081	0.010	11.11865	50.00000	Averaged
30 2-Butanone	0.09842	0.09640	0.09640	0.010	2.04961	50.00000	Averaged
M 31 1,2-Dichloroethene (total)	0.22618	0.23734	0.23734	0.010	-4.93308	50.00000	Averaged
32 cis-1,2-dichloroethene	0.23344	0.23793	0.23793	0.010	-1.92177	50.00000	Averaged
33 2,2-Dichloropropane	0.18573	0.19926	0.19926	0.010	-7.28774	50.00000	Averaged
34 Bromochloromethane	0.11561	0.11940	0.11940	0.010	-3.27506	50.00000	Averaged
35 Chloroform	0.33641	0.40007	0.40007	0.010	-18.92291	20.00000	Averaged
36 Tetrahydrofuran	0.06159	0.05340	0.05340	0.010	13.29797	50.00000	Averaged
37 1,1,1-Trichloroethane	0.25543	0.30696	0.30696	0.010	-20.17388	50.00000	Averaged
38 1,1-Dichloropropene	0.28134	0.30293	0.30293	0.010	-7.67213	50.00000	Averaged
39 Carbon Tetrachloride	0.21408	0.28972	0.28972	0.010	-35.33181	50.00000	Averaged
40 1,2-Dichloroethane	0.29129	0.35080	0.35080	0.010	-20.42983	50.00000	Averaged
41 Benzene	0.90539	0.95526	0.95526	0.010	-5.50707	50.00000	Averaged
42 Trichloroethene	0.24389	0.25130	0.25130	0.010	-3.04055	50.00000	Averaged
43 1,2-Dichloropropane	0.23854	0.25406	0.25406	0.010	-6.50807	20.00000	Averaged
44 1,4-Dioxane	0.00172	0.00136	0.00136	0.010	20.77225	50.00000	Averaged <-
45 Dibromomethane	0.11112	0.11849	0.11849	0.010	-6.63549	50.00000	Averaged
46 Bromodichloromethane	0.21722	0.26109	0.26109	0.010	-20.19529	50.00000	Averaged
47 2-Chloroethyl vinyl ether	0.10407	0.08768	0.08768	0.010	15.74639	50.00000	Averaged

Data File: \\cansvr11\dd\chem\MSV\a3ux15.i\C90915A.b\UXC5457.D
Report Date: 15-Sep-2009 10:28

TestAmerica North Canton

CONTINUING CALIBRATION COMPOUNDS

Instrument ID: a3ux15.i Injection Date: 15-SEP-2009 09:19
Lab File ID: UXC5457.D Init. Cal. Date(s): 21-JUL-2009 21-JUL-2009
Analysis Type: WATER Init. Cal. Times: 13:54 18:34
Lab Sample ID: 50NG-CC Quant Type: ISTD
Method: \\cansvr11\dd\chem\MSV\a3ux15.i\C90915A.b\8260LLUX15.m

COMPOUND	RRF / AMOUNT	RF50	CCAL RRF50	MIN RRF	%D / %DRIFT	MAX %D / %DRIFT	CURVE TYPE
48 cis-1,3-Dichloropropene	50.00000	47.14286	0.29684	0.010	5.71429	0.000e+000	Wt Linear
49 4-Methyl-2-pentanone	0.18135	0.18079	0.18079	0.010	0.30923	50.00000	Averaged
50 Toluene	1.17639	1.30565	1.30565	0.010	-10.98818	20.00000	Averaged
51 trans-1,3-Dichloropropene	50.00000	47.41295	0.31198	0.010	5.17411	0.000e+000	Wt Linear
52 Ethyl Methacrylate	50.00000	43.52200	0.25339	0.010	12.95600	0.000e+000	Wt Linear
53 1,1,2-Trichloroethane	0.21304	0.22522	0.22522	0.010	-5.71833	50.00000	Averaged
54 1,3-Dichloropropane	0.38612	0.40361	0.40361	0.010	-4.52903	50.00000	Averaged
55 Tetrachloroethene	0.24504	0.27452	0.27452	0.010	-12.02873	50.00000	Averaged
56 2-Hexanone	100	95.89016	0.15992	0.010	4.10984	0.000e+000	Wt Linear
57 Dibromochloromethane	50.00000	53.36341	0.23494	0.010	-6.72683	0.000e+000	Wt Linear
58 1,2-Dibromoethane	0.22197	0.22945	0.22945	0.010	-3.36827	50.00000	Averaged
59 Chlorobenzene	0.79040	0.84555	0.84555	0.300	-6.97763	50.00000	Averaged
60 1,1,1,2-Tetrachloroethane	0.22729	0.28641	0.28641	0.010	-26.01426	50.00000	Averaged
61 Ethylbenzene	0.41801	0.45579	0.45579	0.010	-9.03791	20.00000	Averaged
62 m + p-Xylene	0.52005	0.57838	0.57838	0.010	-11.21490	50.00000	Averaged
M 63 Xylenes (total)	0.51257	0.55856	0.55856	0.010	-8.97144	50.00000	Averaged
64 Xylene-o	0.49762	0.51893	0.51893	0.010	-4.28222	50.00000	Averaged
65 Styrene	50.00000	51.25831	0.90121	0.010	-2.51663	0.000e+000	Wt Linear
66 Bromoform	50.00000	49.20443	0.13127	0.100	1.59114	0.000e+000	Wt Linear
67 Isopropylbenzene	1.26673	1.33128	1.33128	0.010	-5.09588	50.00000	Averaged
68 1,1,2,2-Tetrachloroethane	0.45507	0.44257	0.44257	0.300	2.74643	50.00000	Averaged
69 1,4-Dichloro-2-butene	50.00000	39.63215	0.12781	0.010	20.73569	0.000e+000	Wt Linear
70 1,2,3-Trichloropropane	0.14484	0.14169	0.14169	0.010	2.17652	50.00000	Averaged
71 Bromobenzene	0.58796	0.61613	0.61613	0.010	-4.79074	50.00000	Averaged
72 n-Propylbenzene	0.62530	0.66554	0.66554	0.010	-6.43604	50.00000	Averaged
73 2-Chlorotoluene	0.55655	0.59574	0.59574	0.010	-7.04060	50.00000	Averaged
74 1,3,5-Trimethylbenzene	1.85208	1.99941	1.99941	0.010	-7.95474	50.00000	Averaged
75 4-Chlorotoluene	0.56946	0.62138	0.62138	0.010	-9.11641	50.00000	Averaged
76 tert-Butylbenzene	1.63047	1.64511	1.64511	0.010	-0.89772	50.00000	Averaged
77 1,2,4-Trimethylbenzene	1.91426	2.10645	2.10645	0.010	-10.04013	50.00000	Averaged
78 sec-Butylbenzene	2.33523	2.45013	2.45013	0.010	-4.91998	50.00000	Averaged
79 4-Isopropyltoluene	1.97264	2.06918	2.06918	0.010	-4.89401	50.00000	Averaged
80 1,3-Dichlorobenzene	1.17677	1.22267	1.22267	0.010	-3.90020	50.00000	Averaged
81 1,4-Dichlorobenzene	1.18837	1.26144	1.26144	0.010	-6.14832	50.00000	Averaged
82 n-Butylbenzene	1.66615	1.70256	1.70256	0.010	-2.18547	50.00000	Averaged
83 1,2-Dichlorobenzene	1.13819	1.17571	1.17571	0.010	-3.29597	50.00000	Averaged
84 1,2-Dibromo-3-chloropropane	50.00000	38.22686	0.07162	0.010	23.54629	0.000e+000	Wt Linear
85 1,2,4-Trichlorobenzene	0.84479	0.77414	0.77414	0.010	8.36323	50.00000	Averaged
86 Hexachlorobutadiene	0.33342	0.32111	0.32111	0.010	3.69406	50.00000	Averaged
87 Naphthalene	1.77987	1.43455	1.43455	0.010	19.40138	50.00000	Averaged
88 1,2,3-Trichlorobenzene	0.74740	0.67672	0.67672	0.010	9.45643	50.00000	Averaged
98 Cyclohexane	0.49977	0.53597	0.53597	0.010	-7.24417	50.00000	Averaged
143 Methyl Acetate	0.19063	0.20056	0.20056	0.010	-5.20624	50.00000	Averaged

Data File: \\cansvr11\dd\chem\MSV\a3ux15.i\C90915A.b\UXC5457.D
Report Date: 15-Sep-2009 10:28

TestAmerica North Canton

CONTINUING CALIBRATION COMPOUNDS

Instrument ID: a3ux15.i Injection Date: 15-SEP-2009 09:19
Lab File ID: UXC5457.D Init. Cal. Date(s): 21-JUL-2009 21-JUL-2009
Analysis Type: WATER Init. Cal. Times: 13:54 18:34
Lab Sample ID: 50NG-CC Quant Type: ISTD
Method: \\cansvr11\dd\chem\MSV\a3ux15.i\C90915A.b\8260LLUX15.m

COMPOUND	RRF / AMOUNT	RF50	CCAL RRF50	MIN RRF	%D / %DRIFT	MAX %D / %DRIFT	CURVE TYPE
144 Methylcyclohexane	0.39523	0.39521	0.39521	0.010	0.00521	50.00000	Averaged
141 1,3,5-Trichlorobenzene	0.92497	0.87573	0.87573	0.010	5.32309	50.00000	Averaged
152 Vinyl Acetate-86	50.00000	23.64947	0.01467	0.010	52.70106	0.000e+000	Wt Linear

SW846 8260B METHOD BLANK SUMMARY

BLANK WORKORDER NO.: LKVPR1AA

Lab Name: TestAmerica Laboratories, Inc.

Lab Code: TALCAN

SDG Number: 9I04243

Lab File ID: UXC5461.D

Lot Number: A9I040243

Date Analyzed: 09/15/09

Time Analyzed: 10:52

Matrix: WATER

Date Extracted: 09/15/09

GC Column: DB624 ID: .18

Extraction Method: 5030B/8260B

Instrument ID: UX15

Level: (low/med) LOW

THIS METHOD BLANK APPLIES TO THE FOLLOWING SAMPLES, LCS, LCSD, MS , MSD:

	CLIENT ID.	SAMPLE WORK ORDER #	LAB FILE ID	DATE ANALYZED	TIME ANALYZED
01	INTRA-LAB QC	LKCJC1AA	UXC5464.D	09/15/09	12:02
02	LAB MS/MSD	LKCJC1AW S	UXC5465.D	09/15/09	12:26
03	LAB MS/MSD	LKCJC1AX D	UXC5466.D	09/15/09	12:49
04	MSA-DMW6S-090309	LKDGK1AA	UXC5471.D	09/15/09	14:45
05	MSA-DMW6I-090309	LKDHE1AM	UXC5472.D	09/15/09	15:08
06	MSA-DMW6D-090309	LKDHG1A0	UXC5473.D	09/15/09	15:32
07	MSA-DMW2A-090309	LKDJ11A0	UXC5474.D	09/15/09	15:55
08	TB-090309-01	LKDJ71AA	UXC5475.D	09/15/09	16:18
09	MSA-DMW5S-090309	LKDKF1AM	UXC5476.D	09/15/09	16:41
10	MSA-MW29D-090309	LKDKT1A0	UXC5477.D	09/15/09	17:05
11	MSA-DMW3I-090309	LKDKW1A0	UXC5478.D	09/15/09	17:28
12	MSA-DMW3S-090309	LKDK01AM	UXC5479.D	09/15/09	17:51
13	MSA-DMW4S-090309	LKDK11AA	UXC5480.D	09/15/09	18:14
14	MSA-DMW4D-090309	LKDLM1AM	UXC5481.D	09/15/09	18:38
15	CHECK SAMPLE	LKVPR1AC C	UXC5459.D	09/15/09	10:06
16	DUPLICATE CHECK	LKVPR1AD L	UXC5460.D	09/15/09	10:29
17					
18					
19					
20					
21					
22					
23					
24					
25					
26					
27					
28					
29					
30					

COMMENTS:

FORM IV

METHOD BLANK REPORT

GC/MS Volatiles

Client Lot #...: 9I04243 **Work Order #...:** LKVPR1AA **Matrix.....:** WATER
MB Lot-Sample #: A9I160000-176

Prep Date.....: 09/15/09 **Final Wgt/Vol..:** 5 mL
Analysis Date..: 09/15/09 **Prep Batch #...:** 9259176
Dilution Factor: 1 **Initial Wgt/Vol:** 5 mL

PARAMETER	RESULT	REPORTING LIMIT	UNITS	METHOD
Acetone	ND	5.0	ug/L	SW846 8260B
Bromobenzene	ND	1.0	ug/L	SW846 8260B
Bromochloromethane	ND	1.0	ug/L	SW846 8260B
Bromodichloromethane	ND	1.0	ug/L	SW846 8260B
2-Butanone	ND	5.0	ug/L	SW846 8260B
n-Butylbenzene	ND	1.0	ug/L	SW846 8260B
sec-Butylbenzene	ND	1.0	ug/L	SW846 8260B
tert-Butylbenzene	ND	1.0	ug/L	SW846 8260B
Carbon disulfide	ND	1.0	ug/L	SW846 8260B
Dibromochloromethane	ND	1.0	ug/L	SW846 8260B
1,2-Dibromo-3-chloro-propane	ND	2.0	ug/L	SW846 8260B
2-Chloroethyl vinyl ether	ND	5.0	ug/L	SW846 8260B
2-Chlorotoluene	ND	1.0	ug/L	SW846 8260B
4-Chlorotoluene	ND	1.0	ug/L	SW846 8260B
1,2-Dibromoethane	ND	1.0	ug/L	SW846 8260B
Dibromomethane	ND	1.0	ug/L	SW846 8260B
1,2-Dichlorobenzene	ND	1.0	ug/L	SW846 8260B
1,3-Dichlorobenzene	ND	1.0	ug/L	SW846 8260B
1,4-Dichlorobenzene	ND	1.0	ug/L	SW846 8260B
Dichlorodifluoromethane	ND	1.0	ug/L	SW846 8260B
cis-1,2-Dichloroethene	ND	1.0	ug/L	SW846 8260B
trans-1,2-Dichloroethene	ND	1.0	ug/L	SW846 8260B
1,3-Dichloropropane	ND	1.0	ug/L	SW846 8260B
2,2-Dichloropropane	ND	1.0	ug/L	SW846 8260B
1,1-Dichloropropene	ND	1.0	ug/L	SW846 8260B
Trichlorofluoromethane	ND	1.0	ug/L	SW846 8260B
Hexachlorobutadiene	ND	1.0	ug/L	SW846 8260B
2-Hexanone	ND	5.0	ug/L	SW846 8260B
Isopropylbenzene	ND	1.0	ug/L	SW846 8260B
p-Isopropyltoluene	ND	1.0	ug/L	SW846 8260B
tert-Butyl alcohol	ND	20	ug/L	SW846 8260B
4-Methyl-2-pentanone	ND	5.0	ug/L	SW846 8260B
Naphthalene	ND	1.0	ug/L	SW846 8260B
n-Propylbenzene	ND	1.0	ug/L	SW846 8260B
Styrene	ND	1.0	ug/L	SW846 8260B
1,1,1,2-Tetrachloroethane	ND	1.0	ug/L	SW846 8260B
1,2,3-Trichlorobenzene	ND	1.0	ug/L	SW846 8260B
1,2,4-Trichloro-benzene	ND	1.0	ug/L	SW846 8260B
1,2,3-Trichloropropane	ND	1.0	ug/L	SW846 8260B

(Continued on next page)

METHOD BLANK REPORT

GC/MS Volatiles

Client Lot #...: 9I04243 **Work Order #...:** LKVPR1AA **Matrix.....:** WATER

PARAMETER	RESULT	REPORTING LIMIT	UNITS	METHOD
1,1,2-Trichloro-1,2,2-trifluoroethane	ND	1.0	ug/L	SW846 8260B
1,2,4-Trimethylbenzene	ND	1.0	ug/L	SW846 8260B
Vinyl acetate	ND	2.0	ug/L	SW846 8260B
o-Xylene	ND	1.0	ug/L	SW846 8260B
Xylenes (total)	ND	2.0	ug/L	SW846 8260B
Methyl tert-butyl ether	ND	5.0	ug/L	SW846 8260B
m-Xylene & p-Xylene	ND	2.0	ug/L	SW846 8260B
1,2,3-Trimethylbenzene	ND	5.0	ug/L	SW846 8260B
Diisopropyl Ether (DIPE)	ND	5.0	ug/L	SW846 8260B
Ethyl-t-Butyl Ether (ETBE	ND	5.0	ug/L	SW846 8260B
Tert-amyl methyl ether (T	ND	5.0	ug/L	SW846 8260B
Benzene	ND	1.0	ug/L	SW846 8260B
Bromoform	ND	1.0	ug/L	SW846 8260B
Bromomethane	ND	1.0	ug/L	SW846 8260B
Carbon tetrachloride	ND	1.0	ug/L	SW846 8260B
Chlorobenzene	ND	1.0	ug/L	SW846 8260B
Chloroethane	ND	1.0	ug/L	SW846 8260B
Chloroform	ND	1.0	ug/L	SW846 8260B
Chloromethane	ND	1.0	ug/L	SW846 8260B
1,1-Dichloroethane	ND	1.0	ug/L	SW846 8260B
1,2-Dichloroethane	ND	1.0	ug/L	SW846 8260B
1,1-Dichloroethene	ND	1.0	ug/L	SW846 8260B
1,2-Dichloropropane	ND	1.0	ug/L	SW846 8260B
cis-1,3-Dichloropropene	ND	1.0	ug/L	SW846 8260B
trans-1,3-Dichloropropene	ND	1.0	ug/L	SW846 8260B
Ethylbenzene	ND	1.0	ug/L	SW846 8260B
Methylene chloride	**0.62 J**	**1.0**	**ug/L**	**SW846 8260B**
1,1,2,2-Tetrachloroethane	ND	1.0	ug/L	SW846 8260B
Tetrachloroethene	ND	1.0	ug/L	SW846 8260B
Toluene	ND	1.0	ug/L	SW846 8260B
1,1,1-Trichloroethane	ND	1.0	ug/L	SW846 8260B
Trichloroethene	ND	1.0	ug/L	SW846 8260B
Vinyl chloride	ND	1.0	ug/L	SW846 8260B

SURROGATE	PERCENT RECOVERY	RECOVERY LIMITS
Dibromofluoromethane	98	(73 - 122)
1,2-Dichloroethane-d4	106	(61 - 128)
Toluene-d8	89	(76 - 110)
4-Bromofluorobenzene	90	(74 - 116)

NOTE(S):

Calculations are performed before rounding to avoid round-off errors in calculated results.

J Estimated result. Result is less than RL.

5A

VOLATILE ORGANIC GC/MS TUNING AND MASS CALIBRATION - BROMOFLUOROBENZENE (BFB)

Lab Name: NORTH CANTON Contract:

Lab Code: TACAN Case No.: SAS No.: SDG No.: 9I04243

Lab File ID: BFB164 BFB Injection Date: 09/17/09

Instrument ID: A3UX11 BFB Injection Time: 1101

Matrix: (soil/water) WATER Level: (low/med) LOW Column: (pack/cap) CAP

m/e	ION ABUNDANCE CRITERIA	% RELATIVE ABUNDANCE
50	15.0 - 40.0% of mass 95	15.8
75	30.0 - 60.0% of mass 95	44.5
95	Base Peak, 100% relative abundance	100.0
96	5.0 - 9.0% of mass 95	6.8
173	Less than 2.0% of mass 174	0.2 (0.2)1
174	50.0 - 100.0% of mass 95	94.9
175	5.0 - 9.0% of mass 174	6.6 (6.9)1
176	Greater than 95.0%, but less than 101.0% of mass 174	91.5 (96.5)1
177	5.0 - 9.0% of mass 176	6.4 (6.9)2

1-Value is % of mass 174 2-Value is % of mass 176

THIS TUNE APPLIES TO THE FOLLOWING SAMPLES, MS, MSD, BLANKS, AND STANDARDS:

	EPA SAMPLE NO.	LAB SAMPLE ID	LAB FILE ID	DATE ANALYZED	TIME ANALYZED
01	VSTD040	200NG-IC	UXJ4465	09/17/09	1131
02	VSTD020	100NG-IC	UXJ4466	09/17/09	1155
03	VSTD010	50NG-IC	UXJ4467	09/17/09	1218
04	VSTD005	25NG-IC	UXJ4468	09/17/09	1242
05	VSTD001	5NG-IC	UXJ4469	09/17/09	1306
06	VSTD002	10NG-IC	UXJ4470	09/17/09	1330
07	VSTD010	A9-CC	UXJ4472	09/17/09	1417
08	LK2MNCHK	LK2MN1AC	UXJ4473	09/17/09	1441
09	LK2MNBLK	LK2MN1AA	UXJ4474	09/17/09	1505
10	LK2MNCKDUP	LK2MN1AD	UXJ4475	09/17/09	1529
11	MSA-DMW10S-0	LKE181AA	UXJ4478	09/17/09	1640
12	MSA-DMW1A-09	LKE2K1AM	UXJ4479	09/17/09	1704
13	MSA-DMW1B-09	LKE2P1A0	UXJ4480	09/17/09	1728
14	TB-090409-02	LKE2Q1AA	UXJ4481	09/17/09	1751
15					
16					
17					
18					
19					
20					
21					
22					

Report Date : 17-Sep-2009 13:50

TestAmerica North Canton

INITIAL CALIBRATION DATA

Start Cal Date : 09-JUN-2009 12:04
End Cal Date : 17-SEP-2009 13:30
Quant Method : ISTD
Origin : Disabled
Target Version : 4.14
Integrator : HP RTE
Method file : \\cansvr11\dd\chem\MSV\a3ux11.i\J90917A-IC.b\8260LLUX11.m
Last Edit : 17-Sep-2009 13:49 evansl
Curve Type : Average

Calibration File Names:
Level 1: \\cansvr11\dd\chem\MSV\a3ux11.i\J90908A-IC.b\UXJ4282.D
Level 2: \\cansvr11\dd\chem\MSV\a3ux11.i\J90908A-IC.b\UXJ4281.D
Level 3: \\cansvr11\dd\chem\MSV\a3ux11.i\J90908A-IC.b\UXJ4280.D
Level 4: \\cansvr11\dd\chem\MSV\a3ux11.i\J90908A-IC.b\UXJ4279.D
Level 5: \\cansvr11\dd\chem\MSV\a3ux11.i\J90908A-IC.b\UXJ4278.D
Level 6: \\cansvr11\dd\chem\MSV\a3ux11.i\J90908A-IC.b\UXJ4277.D

	Compound	5.000 Level 1	10.000 Level 2	25.000 Level 3	50.000 Level 4	100.000 Level 5	200.000 Level 6	RRF	% RSD
8	Dichlorodifluoromethane	0.21793	0.18764	0.20142	0.19977	0.21215	0.21774	0.20611	5.800
9	Chloromethane	0.34305	0.31857	0.31717	0.34887	0.34619	0.35543	0.33821	4.815
10	Vinyl Chloride	0.35231	0.30291	0.31206	0.31148	0.31960	0.31887	0.31954	5.369
11	Bromomethane	0.10469	0.09297	0.09072	0.09267	0.09664	0.09431	0.09533	5.228
12	Chloroethane	0.16148	0.14805	0.14009	0.13623	0.13761	0.13553	0.14317	7.025
13	Trichlorofluoromethane	0.30478	0.27035	0.27538	0.28742	0.30285	0.32355	0.29405	6.831
14	Dichlorofluoromethane	0.53634	0.51776	0.46800	0.47538	0.48661	0.50485	0.49816	5.271
15	Acrolein	0.05030	0.04746	0.04789	0.04654	0.04923	0.04902	0.04841	2.813
16	Acetone	0.22198	0.15086	0.12762	0.11380	0.11122	0.10773	0.13887	31.454
17	1,1-Dichloroethene	0.40429	0.35642	0.36310	0.35962	0.36298	0.36961	0.36934	4.785
18	Freon-113	0.13436	0.11465	0.14300	0.14907	0.14896	0.16610	0.14269	12.073
19	Iodomethane	0.59704	0.54253	0.53199	0.53154	0.52567	0.52683	0.54260	5.037
20	Carbon Disulfide	0.63422	0.62412	0.73375	0.79085	0.87754	1.01607	0.77942	19.292
21	Methylene Chloride	0.68703	0.52757	0.44799	0.42793	0.41509	0.42477	0.48840	21.611
22	Acetonitrile	0.05441	0.04417	0.04515	0.04504	0.04446	0.04304	0.04604	9.056
23	Acrylonitrile	0.18286	0.17881	0.16600	0.16271	0.16951	0.16707	0.17116	4.623
24	Methyl tert-butyl ether	1.20320	1.11359	1.11081	1.11517	1.15146	1.19945	1.14895	3.763
25	trans-1,2-Dichloroethene	0.50775	0.45316	0.44485	0.44276	0.45279	0.46649	0.46130	5.254
26	Hexane	0.08563	0.06122	0.08373	0.08599	0.08877	0.09127	0.08277	13.146
27	Vinyl acetate	0.58490	0.56398	0.59179	0.59204	0.65523	0.67820	0.61102	7.353
28	1,1-Dichloroethane	0.77237	0.70888	0.69542	0.69605	0.71699	0.74671	0.72274	4.252
29	tert-Butyl Alcohol	0.02855	0.02409	0.02732	0.02733	0.02695	0.02450	0.02646	6.658
30	2-Butanone	0.20479	0.18184	0.17683	0.17043	0.17848	0.17486	0.18120	6.713
M 31	1,2-Dichloroethene (total)	0.49983	0.44673	0.44284	0.43602	0.44406	0.46059	0.45502	5.142
32	cis-1,2-dichloroethene	0.49192	0.44031	0.44084	0.42928	0.43534	0.45469	0.44873	5.074
33	2,2-Dichloropropane	0.30723	0.27991	0.30404	0.31231	0.33068	0.32765	0.31030	5.929
34	Bromochloromethane	0.23230	0.19793	0.20093	0.20075	0.20397	0.20774	0.20727	6.132
35	Chloroform	0.66758	0.64451	0.62705	0.61681	0.62979	0.65068	0.63941	2.886

Report Date : 17-Sep-2009 13:50

TestAmerica North Canton

INITIAL CALIBRATION DATA

Start Cal Date : 09-JUN-2009 12:04
End Cal Date : 17-SEP-2009 13:30
Quant Method : ISTD
Origin : Disabled
Target Version : 4.14
Integrator : HP RTE
Method file : \\cansvr11\dd\chem\MSV\a3ux11.i\J90917A-IC.b\8260LLUX11.m
Last Edit : 17-Sep-2009 13:49 evansl
Curve Type : Average

	Compound	5.000 Level 1	10.000 Level 2	25.000 Level 3	50.000 Level 4	100.000 Level 5	200.000 Level 6	RRF	% RSD	
	36 Tetrahydrofuran	0.13014	0.11713	0.10961	0.10762	0.11458	0.10824	0.11455	7.427	
	37 1,1,1-Trichloroethane	0.39636	0.38795	0.42194	0.42203	0.43197	0.44223	0.41708	5.007	
	38 1,1-Dichloropropene	0.51139	0.46049	0.51472	0.51569	0.53029	0.54785	0.51341	5.700	
	39 Carbon Tetrachloride	0.31184	0.29757	0.33434	0.34231	0.36319	0.38496	0.33903	9.498	
	40 1,2-Dichloroethane	0.50511	0.46122	0.45025	0.44739	0.45098	0.45789	0.46214	4.690	
	41 Benzene	1.83894	1.67627	1.69072	1.67827	1.73428	1.82819	1.74111	4.290	
	42 Trichloroethene	0.42110	0.36635	0.38672	0.38965	0.39823	0.40871	0.39513	4.798	
	43 1,2-Dichloropropane	0.44490	0.38734	0.39865	0.39609	0.40242	0.40724	0.40611	4.959	
	44 1,4-Dioxane	0.00214	0.00131	0.00259	0.00278	0.00270	0.00204	0.00226	24.487	<-
	45 Dibromomethane	0.21623	0.20726	0.20709	0.20853	0.21038	0.21090	0.21007	1.620	
	46 Bromodichloromethane	0.31911	0.31923	0.34176	0.36257	0.39263	0.42344	0.35979	11.635	
	47 2-Chloroethyl vinyl ether	0.22774	0.22909	0.23927	0.25157	0.26893	0.26211	0.24645	6.981	
	48 cis-1,3-Dichloropropene	0.47038	0.43144	0.50207	0.52349	0.57082	0.60682	0.51750	12.440	
	49 4-Methyl-2-pentanone	0.30636	0.30012	0.30948	0.31595	0.33600	0.32315	0.31518	4.100	
	50 Toluene	2.63323	2.32890	2.42821	2.38489	2.44872	2.50371	2.45461	4.300	
	51 trans-1,3-Dichloropropene	0.50405	0.50183	0.57794	0.62419	0.68080	0.75018	0.60650	16.280	
	52 Ethyl Methacrylate	0.63768	0.60644	0.68039	0.70742	0.74183	0.76390	0.68961	8.764	
	53 1,1,2-Trichloroethane	0.49154	0.47462	0.47509	0.44895	0.45887	0.46297	0.46867	3.189	
	54 1,3-Dichloropropane	0.93486	0.83335	0.86291	0.84681	0.86290	0.88518	0.87100	4.112	
	55 Tetrachloroethene	0.47006	0.41427	0.44470	0.43278	0.43182	0.44952	0.44053	4.302	
	56 2-Hexanone	0.28524	0.29706	0.30120	0.30599	0.31964	0.31319	0.30372	4.006	
	57 Dibromochloromethane	0.25510	0.25905	0.29478	0.32112	0.36274	0.44145	0.32237	21.981	
	58 1,2-Dibromoethane	0.47796	0.40320	0.43664	0.43556	0.44546	0.45258	0.44190	5.536	
	59 Chlorobenzene	1.63275	1.43274	1.42919	1.41100	1.43376	1.49038	1.47164	5.664	
	60 1,1,1,2-Tetrachloroethane	0.39551	0.39426	0.40767	0.41538	0.43049	0.45984	0.41719	5.955	
	61 Ethylbenzene	0.75693	0.69944	0.75787	0.74177	0.76152	0.79977	0.75288	4.322	
	62 m + p-Xylene	0.94971	0.84270	0.93330	0.92489	0.95525	1.01219	0.93634	5.888	
M	63 Xylenes (total)	0.91869	0.82712	0.90227	0.90597	0.93023	0.97785	0.91036	5.389	
	64 Xylene-o	0.85662	0.79596	0.84023	0.86813	0.88019	0.90917	0.85838	4.476	
	65 Styrene	1.42898	1.39464	1.50117	1.52008	1.58726	1.67276	1.51748	6.732	
	66 Bromoform	0.07542	0.08757	0.11640	0.13151	0.17021	0.24627	0.13790	45.553	<-
	67 Isopropylbenzene	1.83962	1.69098	1.93929	1.95521	2.01647	2.11944	1.92684	7.674	
	68 1,1,2,2-Tetrachloroethane	1.35375	1.22521	1.25040	1.23045	1.35809	1.37040	1.29805	5.347	
	69 1,4-Dichloro-2-butene	0.05282	0.07886	0.11313	0.14646	0.21504	0.35131	0.15960	68.681	<-
	70 1,2,3-Trichloropropane	0.38018	0.36536	0.36262	0.36075	0.37926	0.38623	0.37240	2.892	
	71 Bromobenzene	1.44392	1.34944	1.41057	1.34260	1.45981	1.56220	1.42809	5.692	

Report Date : 17-Sep-2009 13:50

TestAmerica North Canton

INITIAL CALIBRATION DATA

Start Cal Date : 09-JUN-2009 12:04
End Cal Date : 17-SEP-2009 13:30
Quant Method : ISTD
Origin : Disabled
Target Version : 4.14
Integrator : HP RTE
Method file : \\cansvr11\dd\chem\MSV\a3ux11.i\J90917A-IC.b\8260LLUX11.m
Last Edit : 17-Sep-2009 13:49 evansl
Curve Type : Average

Compound	5.000 Level 1	10.000 Level 2	25.000 Level 3	50.000 Level 4	100.000 Level 5	200.000 Level 6	RRF	% RSD	
72 n-Propylbenzene	1.27800	1.14727	1.31330	1.27245	1.37218	1.48068	1.31065	8.491	
73 2-Chlorotoluene	1.25721	1.14307	1.17579	1.18960	1.26373	1.32684	1.22604	5.567	
74 1,3,5-Trimethylbenzene	3.29588	3.04548	3.42752	3.39632	3.65284	3.88613	3.45069	8.420	
75 4-Chlorotoluene	1.35768	1.17163	1.26086	1.21769	1.29952	1.35417	1.27692	5.845	
76 tert-Butylbenzene	2.65175	2.29319	2.71572	2.70910	2.94934	3.12515	2.74071	10.335	
77 1,2,4-Trimethylbenzene	3.17102	2.95280	3.30325	3.34373	3.56456	3.68346	3.33647	7.909	
78 sec-Butylbenzene	3.46648	2.96776	3.59210	3.59607	3.85442	4.07969	3.59275	10.505	
79 4-Isopropyltoluene	2.58575	2.18760	2.72850	2.75507	2.91993	3.04821	2.70418	11.081	
80 1,3-Dichlorobenzene	2.22483	1.79006	1.94059	1.91983	1.95441	1.99308	1.97047	7.230	
81 1,4-Dichlorobenzene	2.37395	1.95776	2.00601	1.91609	1.99364	2.01901	2.04441	8.105	
82 n-Butylbenzene	1.81513	1.52537	1.93009	1.93310	2.08606	2.21565	1.91757	12.384	
83 1,2-Dichlorobenzene	1.79326	1.57375	1.66443	1.57776	1.67553	1.68802	1.66213	4.886	
84 1,2-Dibromo-3-chloropropane	0.06828	0.05999	0.07164	0.08162	0.10495	0.12678	0.08554	29.740	
85 1,2,4-Trichlorobenzene	0.87984	0.71572	0.75565	0.78162	0.83682	0.92390	0.81559	9.659	
86 Hexachlorobutadiene	0.41578	0.27399	0.35516	0.33886	0.36294	0.38652	0.35554	13.531	
87 Naphthalene	2.02197	1.64071	2.08294	2.17264	2.54687	2.72991	2.19917	17.729	
88 1,2,3-Trichlorobenzene	0.84018	0.68841	0.77331	0.75133	0.81982	0.87066	0.79062	8.391	
89 Ethyl Ether	0.53811	0.51534	0.48850	0.45326	0.49761	0.49746	0.49838	5.676	
90 Ethanol	+++++	+++++	+++++	+++++	+++++	+++++	+++++	+++++	<-
91 3-Chloropropene	0.20283	0.19154	0.22167	0.22205	0.23921	0.16686	0.20736	12.475	
92 Isopropyl Ether	0.36975	0.37491	0.36939	0.36149	0.42590	0.44465	0.39102	8.965	
93 2-Chloro-1,3-butadiene	0.50442	0.55042	0.55060	0.51764	0.58267	0.60271	0.55141	6.766	
94 Propionitrile	0.05792	0.05778	0.05875	0.05692	0.05992	0.06001	0.05855	2.119	
95 Ethyl Acetate	0.44349	0.41626	0.40599	0.39570	0.44052	0.45511	0.42618	5.530	
96 Methacrylonitrile	0.30388	0.29132	0.27434	0.26958	0.29311	0.29049	0.28712	4.452	
97 Isobutanol	0.01386	0.01455	0.01493	0.01727	0.02009	0.01953	0.01670	15.979	
98 Cyclohexane	0.55370	0.48161	0.60210	0.62090	0.63535	0.66598	0.59327	11.164	
99 n-Butanol	0.00880	0.00798	0.00939	0.01072	0.01415	0.01407	0.01085	24.687	<-
100 Methyl Methacrylate	0.31351	0.32140	0.33222	0.32356	0.35193	0.37245	0.33584	6.618	
101 2-Nitropropane	0.03868	0.04329	0.04911	0.05498	0.06203	0.07289	0.05350	23.557	
102 Chloropicrin	+++++	+++++	+++++	+++++	+++++	+++++	+++++	+++++	<-
103 Cyclohexanone	+++++	+++++	+++++	+++++	+++++	+++++	+++++	+++++	
104 Pentachloroethane	+++++	+++++	+++++	+++++	+++++	+++++	+++++	+++++	<-
105 Benzyl Chloride	+++++	+++++	+++++	+++++	+++++	+++++	+++++	+++++	<-
134 Thiophene	+++++	+++++	+++++	+++++	+++++	+++++	+++++	+++++	<-
135 Crotononitrile(1st Isomer)	+++++	+++++	+++++	+++++	+++++	+++++	+++++	+++++	<-

Report Date : 17-Sep-2009 13:50

TestAmerica North Canton

INITIAL CALIBRATION DATA

Start Cal Date : 09-JUN-2009 12:04
End Cal Date : 17-SEP-2009 13:30
Quant Method : ISTD
Origin : Disabled
Target Version : 4.14
Integrator : HP RTE
Method file : \\cansvr11\dd\chem\MSV\a3ux11.i\J90917A-IC.b\8260LLUX11.m
Last Edit : 17-Sep-2009 13:49 evansl
Curve Type : Average

	Compound	5.000 Level 1	10.000 Level 2	25.000 Level 3	50.000 Level 4	100.000 Level 5	200.000 Level 6	RRF	% RSD	
	136 Crotononitrile(2nd Isomer)	+++++	+++++	+++++	+++++	+++++	+++++	+++++	+++++	<-
M	137 Total Crotononitrile	+++++	+++++	+++++	+++++	+++++	+++++	+++++	+++++	<-
	138 Paraldehyde	+++++	+++++	+++++	+++++	+++++	+++++	+++++	+++++	<-
	139 3,3,5-Trimethylcyclohexanone	+++++	+++++	+++++	+++++	+++++	+++++	+++++	+++++	<-
	140 1-Chlorohexane	+++++	+++++	+++++	+++++	+++++	+++++	+++++	+++++	<-
	141 1,3,5-Trichlorobenzene	0.93702	0.71372	0.76184	0.76840	0.85170	0.94038	0.82884	11.580	
	143 Methyl Acetate	0.43532	0.39175	0.37920	0.36991	0.38084	0.37717	0.38903	6.105	
	144 Methylcyclohexane	0.45976	0.37785	0.52700	0.54614	0.57582	0.59407	0.51344	15.801	
	145 Dimethoxymethane	+++++	+++++	+++++	+++++	+++++	+++++	+++++	+++++	<-
	146 2-Methylnaphthalene	1.11726	1.06661	0.93978	0.97052	1.11855	1.06987	1.04710	7.186	
	147 Tetrahydrothiophene	+++++	+++++	+++++	+++++	+++++	+++++	+++++	+++++	<-
	148 1,4-Dichlorobutane	+++++	+++++	+++++	+++++	+++++	+++++	+++++	+++++	<-
	149 Ethyl Acrylate	0.33314	0.34389	0.37136	0.41117	0.46504	0.47592	0.40009	15.227	
	150 Vinyl Acetate-86	0.06406	0.06356	0.06630	0.06613	0.07298	0.07382	0.06781	6.597	
	151 1,3-Butadiene	+++++	+++++	+++++	+++++	+++++	+++++	+++++	+++++	<-
	152 n-Heptane	+++++	+++++	+++++	+++++	+++++	+++++	+++++	+++++	<-
	155 t-Butyl ethyl ether	0.94557	0.87234	0.89205	0.84351	1.00564	1.06476	0.93731	9.059	
	156 t-Amyl methyl ether	0.75671	0.73006	0.72914	0.70769	0.82038	0.86485	0.76814	7.991	
	157 1,2,3-Trimethylbenzene	3.07664	3.06877	3.06366	3.06631	3.53762	3.70781	3.25347	8.946	
$	4 Dibromofluoromethane	0.34533	0.33764	0.34391	0.33302	0.34707	0.35700	0.34400	2.401	
$	5 1,2-Dichloroethane-d4	0.40383	0.41110	0.38105	0.37644	0.37588	0.38357	0.38864	3.868	
$	6 Toluene-d8	2.12038	2.02009	2.04346	2.04964	2.08753	2.20414	2.08754	3.221	
$	7 Bromofluorobenzene	0.56734	0.56106	0.58256	0.56737	0.58158	0.58247	0.57373	1.668	

SW846 8260B METHOD BLANK SUMMARY

BLANK WORKORDER NO.: LK2MN1AA

Lab Name: TestAmerica Laboratories, Inc.

Lab Code: TALCAN

SDG Number:9I04243

Lab File ID: UXJ4474.D

Lot Number: A9I050193

Date Analyzed: 09/17/09

Time Analyzed: 15:05

Matrix: WATER

Date Extracted:09/17/09

GC Column: DB 624 ID: .18

Extraction Method: 5030B/8260B

Instrument ID: UX11

Level:(low/med) LOW

THIS METHOD BLANK APPLIES TO THE FOLLOWING SAMPLES, LCS, LCSD, MS , MSD:

	CLIENT ID.	SAMPLE WORK ORDER #	LAB FILE ID	DATE ANALYZED	TIME ANALYZED
01	MSA-DMW10S-090409	LKE181AA	UXJ4478.D	09/17/09	16:40
02	MSA-DMW1A-090409	LKE2K1AM	UXJ4479.D	09/17/09	17:04
03	MSA-DMW1B-090409	LKE2P1A0	UXJ4480.D	09/17/09	17:28
04	TB-090409-02	LKE2Q1AA	UXJ4481.D	09/17/09	17:51
05	INTRA-LAB QC	LKHFT1AA	UXJ4492.D	09/17/09	22:11
06	LAB MS/MSD	LKHFT1EX S	UXJ4493.D	09/17/09	22:34
07	LAB MS/MSD	LKHFT1E0 D	UXJ4494.D	09/17/09	22:58
08	CHECK SAMPLE	LK2MN1AC C	UXJ4473.D	09/17/09	14:41
09	DUPLICATE CHECK	LK2MN1AD L	UXJ4475.D	09/17/09	15:29
10					
11					
12					
13					
14					
15					
16					
17					
18					
19					
20					
21					
22					
23					
24					
25					
26					
27					
28					
29					
30					

COMMENTS:

FORM IV

METHOD BLANK REPORT

GC/MS Volatiles

Client Lot #...: 9I04243 **Work Order #...:** LK2MN1AA **Matrix.....:** WATER
MB Lot-Sample #: A9I180000-158

Prep Date.....: 09/17/09 **Final Wgt/Vol..:** 5 mL
Analysis Date..: 09/17/09 **Prep Batch #...:** 9261158
Dilution Factor: 1 **Initial Wgt/Vol:** 5 mL

PARAMETER	RESULT	REPORTING LIMIT	UNITS	METHOD
Acetone	ND	5.0	ug/L	SW846 8260B
Bromobenzene	ND	1.0	ug/L	SW846 8260B
Bromochloromethane	ND	1.0	ug/L	SW846 8260B
Bromodichloromethane	ND	1.0	ug/L	SW846 8260B
2-Butanone	ND	5.0	ug/L	SW846 8260B
n-Butylbenzene	ND	1.0	ug/L	SW846 8260B
sec-Butylbenzene	ND	1.0	ug/L	SW846 8260B
tert-Butylbenzene	ND	1.0	ug/L	SW846 8260B
Carbon disulfide	ND	1.0	ug/L	SW846 8260B
Dibromochloromethane	ND	1.0	ug/L	SW846 8260B
1,2-Dibromo-3-chloro-propane	ND	2.0	ug/L	SW846 8260B
2-Chloroethyl vinyl ether	ND	5.0	ug/L	SW846 8260B
2-Chlorotoluene	ND	1.0	ug/L	SW846 8260B
4-Chlorotoluene	ND	1.0	ug/L	SW846 8260B
1,2-Dibromoethane	ND	1.0	ug/L	SW846 8260B
Dibromomethane	ND	1.0	ug/L	SW846 8260B
1,2-Dichlorobenzene	ND	1.0	ug/L	SW846 8260B
1,3-Dichlorobenzene	ND	1.0	ug/L	SW846 8260B
1,4-Dichlorobenzene	ND	1.0	ug/L	SW846 8260B
Dichlorodifluoromethane	ND	1.0	ug/L	SW846 8260B
cis-1,2-Dichloroethene	ND	1.0	ug/L	SW846 8260B
trans-1,2-Dichloroethene	ND	1.0	ug/L	SW846 8260B
1,3-Dichloropropane	ND	1.0	ug/L	SW846 8260B
2,2-Dichloropropane	ND	1.0	ug/L	SW846 8260B
1,1-Dichloropropene	ND	1.0	ug/L	SW846 8260B
Trichlorofluoromethane	ND	1.0	ug/L	SW846 8260B
Hexachlorobutadiene	0.34 J	**1.0**	**ug/L**	**SW846 8260B**
2-Hexanone	ND	5.0	ug/L	SW846 8260B
Isopropylbenzene	ND	1.0	ug/L	SW846 8260B
p-Isopropyltoluene	ND	1.0	ug/L	SW846 8260B
tert-Butyl alcohol	8.3 J	**20**	**ug/L**	**SW846 8260B**
4-Methyl-2-pentanone	ND	5.0	ug/L	SW846 8260B
Naphthalene	ND	1.0	ug/L	SW846 8260B
n-Propylbenzene	ND	1.0	ug/L	SW846 8260B
Styrene	ND	1.0	ug/L	SW846 8260B
1,1,1,2-Tetrachloroethane	ND	1.0	ug/L	SW846 8260B
1,2,3-Trichlorobenzene	ND	1.0	ug/L	SW846 8260B
1,2,4-Trichloro-benzene	ND	1.0	ug/L	SW846 8260B
1,2,3-Trichloropropane	ND	1.0	ug/L	SW846 8260B

(Continued on next page)

METHOD BLANK REPORT

GC/MS Volatiles

Client Lot #...: 9I04243 **Work Order #...:** LK2MN1AA **Matrix.....:** WATER

PARAMETER	RESULT	REPORTING LIMIT	UNITS	METHOD
1,1,2-Trichloro-1,2,2-trifluoroethane	ND	1.0	ug/L	SW846 8260B
1,2,4-Trimethylbenzene	ND	1.0	ug/L	SW846 8260B
Vinyl acetate	ND	2.0	ug/L	SW846 8260B
o-Xylene	ND	1.0	ug/L	SW846 8260B
Xylenes (total)	ND	2.0	ug/L	SW846 8260B
Methyl tert-butyl ether	ND	5.0	ug/L	SW846 8260B
m-Xylene & p-Xylene	ND	2.0	ug/L	SW846 8260B
1,2,3-Trimethylbenzene	ND	5.0	ug/L	SW846 8260B
Diisopropyl Ether (DIPE)	ND	5.0	ug/L	SW846 8260B
Ethyl-t-Butyl Ether (ETBE	ND	5.0	ug/L	SW846 8260B
Tert-amyl methyl ether (T	ND	5.0	ug/L	SW846 8260B
Benzene	ND	1.0	ug/L	SW846 8260B
Bromoform	ND	1.0	ug/L	SW846 8260B
Bromomethane	ND	1.0	ug/L	SW846 8260B
Carbon tetrachloride	ND	1.0	ug/L	SW846 8260B
Chlorobenzene	ND	1.0	ug/L	SW846 8260B
Chloroethane	ND	1.0	ug/L	SW846 8260B
Chloroform	ND	1.0	ug/L	SW846 8260B
Chloromethane	ND	1.0	ug/L	SW846 8260B
1,1-Dichloroethane	ND	1.0	ug/L	SW846 8260B
1,2-Dichloroethane	ND	1.0	ug/L	SW846 8260B
1,1-Dichloroethene	ND	1.0	ug/L	SW846 8260B
1,2-Dichloropropane	ND	1.0	ug/L	SW846 8260B
cis-1,3-Dichloropropene	ND	1.0	ug/L	SW846 8260B
trans-1,3-Dichloropropene	ND	1.0	ug/L	SW846 8260B
Ethylbenzene	ND	1.0	ug/L	SW846 8260B
Methylene chloride	ND	1.0	ug/L	SW846 8260B
1,1,2,2-Tetrachloroethane	ND	1.0	ug/L	SW846 8260B
Tetrachloroethene	ND	1.0	ug/L	SW846 8260B
Toluene	ND	1.0	ug/L	SW846 8260B
1,1,1-Trichloroethane	ND	1.0	ug/L	SW846 8260B
Trichloroethene	ND	1.0	ug/L	SW846 8260B
Vinyl chloride	ND	1.0	ug/L	SW846 8260B

SURROGATE	PERCENT RECOVERY	RECOVERY LIMITS
Dibromofluoromethane	81	(73 - 122)
1,2-Dichloroethane-d4	82	(61 - 128)
Toluene-d8	84	(76 - 110)
4-Bromofluorobenzene	86	(74 - 116)

NOTE(S):

Calculations are performed before rounding to avoid round-off errors in calculated results.

J Estimated result. Result is less than RL.

SW846 8260B SURROGATE RECOVERY

Lab Name: TestAmerica Laboratories, Inc. Client: Tetra Tech NUS, Inc

Lab Code: TALCAN SDG No: 9I04243

Lot #: A9I040243

Extraction: XXI25QK01

	CLIENT ID.	SRG01	SRG02	SRG03	SRG04	TOT OUT
01	INTRA-LAB QC	102	110	91	85	00
02	MSA-DMW6S-090309	102	110	91	86	00
03	MSA-DMW6I-090309	99	107	91	82	00
04	MSA-DMW6D-090309	103	114	91	85	00
05	MSA-DMW2A-090309	104	112	94	83	00
06	TB-090309-01	102	111	89	80	00
07	MSA-DMW5S-090309	102	111	91	83	00
08	MSA-MW29D-090309	102	113	90	82	00
09	MSA-DMW3I-090309	108	114	91	83	00
10	MSA-DMW3S-090309	103	116	92	82	00
11	MSA-DMW4S-090309	102	114	93	80	00
12	MSA-DMW4D-090309	103	115	92	82	00
13	METHOD BLK. LKVPR1AA	98	106	89	90	00
14	LCS LKVPR1AC	98	102	98	100	00
15	LAB MS/MSD D	97	102	96	101	00
16	LCSD LKVPR1AD	99	104	99	100	00
17	LAB MS/MSD S	102	101	98	101	00

SURROGATES		QC LIMITS
SRG01	= Dibromofluoromethane	(73-122)
SRG02	= 1,2-Dichloroethane-d4	(61-128)
SRG03	= Toluene-d8	(76-110)
SRG04	= 4-Bromofluorobenzene	(74-116)

\# Column to be used to flag recovery values
* Values outside of required QC Limits
D System monitoring Compound diluted out

FORM II

SW846 8260B SURROGATE RECOVERY

Lab Name: TestAmerica Laboratories, Inc. Client: Tetra Tech NUS, Inc

Lab Code: TALCAN SDG No: 9I04243

Lot #: A9I050193

Extraction: XXI25QK01

	CLIENT ID.	SRG01	SRG02	SRG03	SRG04	TOT OUT
01	MSA-DMW10S-090409	82	83	84	88	00
02	MSA-DMW1A-090409	84	84	84	86	00
03	MSA-DMW1B-090409	85	84	83	84	00
04	TB-090409-02	87	86	83	87	00
05	INTRA-LAB QC	86	88	86	90	00
06	METHOD BLK. LK2MN1AA	81	82	84	86	00
07	LCS LK2MN1AC	83	80	86	93	00
08	LAB MS/MSD D	86	82	87	99	00
09	LCSD LK2MN1AD	83	81	86	94	00
10	LAB MS/MSD S	88	84	86	96	00

SURROGATES		QC LIMITS
SRG01	= Dibromofluoromethane	(73-122)
SRG02	= 1,2-Dichloroethane-d4	(61-128)
SRG03	= Toluene-d8	(76-110)
SRG04	= 4-Bromofluorobenzene	(74-116)

\# Column to be used to flag recovery values
* Values outside of required QC Limits
D System monitoring Compound diluted out

FORM II

SW846 8260B CHECK SAMPLE RECOVERY

Lab Name: TestAmerica Laboratories, Inc. Client: Tetra Tech NUS, Inc

Lab Code: TALCAN SDG No: 9I04243

Lot #: A9I160000 WO #: LKVPR1AC
BATCH: 9259176

COMPOUND	SPIKE ADDED (ug/L)	SAMPLE CONCENT. (ug/L)	% REC	QC LIMITS REC	QUAL
1,1-Dichloroethene	10	11	110	63 - 130	
Trichloroethene	10	10	104	75 - 122	
Benzene	10	11	110	80 - 116	
Toluene	10	11	114	74 - 119	
Chlorobenzene	10	11	111	76 - 117	

NOTES(S):

* Values outside of QC limits

Spike Recovery: 0 out of 5 outside limits

COMMENTS:

FORM III

SW846 8260B CHECK SAMPLE DUPLICATE RECOVERY

Lab Name: TestAmerica Laboratories, Inc. Client: Tetra Tech NUS, Inc

Lab Code: TALCAN SDG No: 9I04243

Lot #: A9I160000 WO #: LKVPR1AD

BATCH: 9259176

COMPOUND	SPIKE ADDED (ug/L)	SAMPLE CONCENT. (ug/L)	% REC	QC LIMITS REC	QUAL
1,1-Dichloroethene	10	11	108	63 - 130	
Trichloroethene	10	10	105	75 - 122	
Benzene	10	11	106	80 - 116	
Toluene	10	12	115	74 - 119	
Chlorobenzene	10	11	112	76 - 117	

NOTES(S):

* Values outside of QC limits

Spike Recovery: 0 out of 5 outside limits

COMMENTS:

FORM III

SW846 8260B CHECK SAMPLE RECOVERY

Lab Name: TestAmerica Laboratories, Inc. Client: Tetra Tech NUS, Inc

Lab Code: TALCAN SDG No: 9I04243

Lot #: A9I180000 WO #: LK2MN1AC
BATCH: 9261158

COMPOUND	SPIKE ADDED (ug/L)	SAMPLE CONCENT. (ug/L)	% REC	QC LIMITS REC	QUAL
1,1-Dichloroethene	10	9.8	98	63 - 130	
Trichloroethene	10	9.7	97	75 - 122	
Benzene	10	9.5	95	80 - 116	
Toluene	10	9.4	94	74 - 119	
Chlorobenzene	10	9.3	93	76 - 117	

NOTES(S):

* Values outside of QC limits

Spike Recovery: 0 out of 5 outside limits

COMMENTS:

FORM III

SW846 8260B CHECK SAMPLE DUPLICATE RECOVERY

Lab Name: TestAmerica Laboratories, Inc. Client: Tetra Tech NUS, Inc

Lab Code: TALCAN SDG No: 9I04243

Lot #: A9I180000 WO #: LK2MN1AD
BATCH: 9261158

COMPOUND	SPIKE ADDED (ug/L)	SAMPLE CONCENT. (ug/L)	% REC	QC LIMITS REC	QUAL
1,1-Dichloroethene	10	10	100	63 - 130	
Trichloroethene	10	9.9	99	75 - 122	
Benzene	10	9.6	96	80 - 116	
Toluene	10	9.7	97	74 - 119	
Chlorobenzene	10	9.5	95	76 - 117	

NOTES(S):

* Values outside of QC limits

Spike Recovery: 0 out of 5 outside limits

COMMENTS:

FORM III

SW846 8260B MATRIX SPIKE/MATRIX SPIKE DUPLICATE RECOVERY

Lab Name: TestAmerica Laboratories, Inc. Client: Tetra Tech NUS, Inc

Lab Code: TALCAN SDG No: 9I04243

Matrix Spike ID: LAB MS/MSD

Lot #: A9I040116 WO #: LKCJC1AW
BATCH: 9259176

COMPOUND	SPIKE ADDED (ug/L)	SAMPLE CONCENT. (ug/L)	MS CONCENT. (ug/L)	MS % REC	LIMITS REC	QUAL
1,1-Dichloroethene	10	ND	11	110	62 - 130	
Trichloroethene	10	ND	11	106	62 - 130	
Benzene	10	ND	11	108	78 - 118	
Toluene	10	ND	11	114	70 - 119	
Chlorobenzene	10	ND	11	111	76 - 117	

NOTES(S):

Column to be used to flag recovery and RPD values with an asterisk
* Values outside of QC limits

RPD: 0 out of 0 outside limits
Spike Recovery: 0 out of 5 outside limits

COMMENTS:

FORM III

SW846 8260B MATRIX SPIKE/MATRIX SPIKE DUPLICATE RECOVERY

Lab Name: TestAmerica Laboratories, Inc. Client: Tetra Tech NUS, Inc

Lab Code: TALCAN SDG No: 9I04243

Matrix Spike ID: LAB MS/MSD

Lot #: A9I040116 WO #: LKCJC1AX
BATCH: 9259176

COMPOUND	SPIKE ADDED (ug/L)	MSD CONCENT. (ug/L)	MSD % REC	% RPD	QC LIMITS RPD	QC LIMITS REC	QUAL
1,1-Dichloroethene	10	11	109	1.2	20	62- 130	
Trichloroethene	10	11	106	0.79	20	62- 130	
Benzene	10	11	106	1.4	20	78- 118	
Toluene	10	11	110	3.5	20	70- 119	
Chlorobenzene	10	11	110	0.78	20	76- 117	

NOTES(S):

Column to be used to flag recovery and RPD values with an asterisk
* Values outside of QC limits

RPD: 0 out of 5 outside limits
Spike Recovery: 0 out of 5 outside limits

COMMENTS:

FORM III

SW846 8260B MATRIX SPIKE/MATRIX SPIKE DUPLICATE RECOVERY

Lab Name: TestAmerica Laboratories, Inc. Client: Tetra Tech NUS, Inc

Lab Code: TALCAN SDG No: 9I04243

Matrix Spike ID: LAB MS/MSD

Lot #: A9I090172 WO #: LKHFT1EX
BATCH: 9261158

COMPOUND	SPIKE ADDED (ug/L)	SAMPLE CONCENT. (ug/L)	MS CONCENT. (ug/L)	MS % REC	LIMITS REC	QUAL
1,1-Dichloroethene	500	15	500	98	62 - 130	
Trichloroethene	500	17	480	93	62 - 130	
Benzene	500	11	490	95	78 - 118	
Toluene	500	ND	470	93	70 - 119	
Chlorobenzene	500	270	720	91	76 - 117	

NOTES(S):

Column to be used to flag recovery and RPD values with an asterisk
* Values outside of QC limits

RPD: 0 out of 0 outside limits
Spike Recovery: 0 out of 5 outside limits

COMMENTS:

FORM III

SW846 8260B MATRIX SPIKE/MATRIX SPIKE DUPLICATE RECOVERY

Lab Name: TestAmerica Laboratories, Inc. Client: Tetra Tech NUS, Inc

Lab Code: TALCAN SDG No: 9I04243

Matrix Spike ID: LAB MS/MSD

Lot #: A9I090172 WO #: LKHFT1E0
BATCH: 9261158

COMPOUND	SPIKE ADDED (ug/L)	MSD CONCENT. (ug/L)	MSD % REC	% RPD	QC LIMITS RPD	QC LIMITS REC	QUAL
1,1-Dichloroethene	500	500	98	0.18	20	62 - 130	
Trichloroethene	500	490	95	1.9	20	62 - 130	
Benzene	500	490	96	1.1	20	78 - 118	
Toluene	500	470	94	0.17	20	70 - 119	
Chlorobenzene	500	710	90	1.1	20	76 - 117	

NOTES(S):

Column to be used to flag recovery and RPD values with an asterisk
* Values outside of QC limits

RPD: 0 out of 5 outside limits
Spike Recovery: 0 out of 5 outside limits

COMMENTS:

FORM III

8A

VOLATILE INTERNAL STANDARD AREA SUMMARY

Lab Name: NORTH CANTON Contract:

Lab Code: TACAN Case No.: SAS No.: SDG No.: 9I04243

Lab File ID (Standard): UXJ4467 Date Analyzed: 09/17/09

Instrument ID: A3UX11 Time Analyzed: 1218

Matrix: (soil/water) WATER Level: (low/med) LOW Column: (pack/cap) CAP

		IS1 AREA #	RT	IS2 (CBZ) AREA #	RT	IS3 (DCB) AREA #	RT
	12 HOUR STD	2354293	5.22	1605684	7.90	624310	10.15
	UPPER LIMIT	4708586	5.72	3211368	8.40	1248620	10.65
	LOWER LIMIT	1177147	4.72	802842	7.40	312155	9.65
	EPA SAMPLE NO.						
01	LK2MNCHK	2275554	5.22	1546004	7.90	599330	10.15
02	LK2MNBLK	2211985	5.22	1489603	7.90	518072	10.15
03	LK2MNCKDUP	2246217	5.22	1523491	7.90	599232	10.15
04	MSA-DMW10S-0	2107092	5.22	1434651	7.90	547908	10.15
05	MSA-DMW1A-09	2089564	5.22	1441557	7.90	525568	10.15
06	MSA-DMW1B-09	2062177	5.22	1408160	7.90	503211	10.15
07	TB-090409-02	2018835	5.22	1403643	7.90	501453	10.15
08							
09							
10							
11							
12							
13							
14							
15							
16							
17							
18							
19							
20							
21							
22							

IS1 = Fluorobenzene
IS2 (CBZ) = Chlorobenzene-d5
IS3 (DCB) = 1,4-Dichlorobenzene-d4

UPPER LIMIT = +100% of internal standard area.
LOWER LIMIT = - 50% of internal standard area.

Column used to flag internal standard area values with an asterisk.

8A

VOLATILE INTERNAL STANDARD AREA SUMMARY

Lab Name: NORTH CANTON Contract:

Lab Code: TACAN Case No.: SAS No.: SDG No.: 9I04243

Lab File ID (Standard): UXC5457 Date Analyzed: 09/15/09

Instrument ID: A3UX15 Time Analyzed: 0919

Matrix: (soil/water) WATER Level: (low/med) LOW Column: (pack/cap) CAP

		IS1 AREA #	RT	IS2 (CBZ) AREA #	RT	IS3 (DCB) AREA #	RT
	12 HOUR STD	2045011	6.53	1535006	9.26	862339	11.23
	UPPER LIMIT	4090022	7.03	3070012	9.76	1724678	11.73
	LOWER LIMIT	1022506	6.03	767503	8.76	431170	10.73
	EPA SAMPLE NO.						
01	LKVPRCHK	2044089	6.53	1512197	9.26	847429	11.23
02	LKVPRCKDUP	2071491	6.53	1515654	9.26	857089	11.23
03	LKVPRBLK	1823842	6.53	1374853	9.26	751750	11.23
04	MSA-DMW6S-09	1734560	6.53	1330735	9.26	681248	11.23
05	MSA-DMW6I-09	1773715	6.53	1322617	9.26	647630	11.23
06	MSA-DMW6D-09	1691293	6.53	1286567	9.26	633172	11.23
07	MSA-DMW2A-09	1719254	6.53	1282017	9.26	627447	11.23
08	TB-090309-01	1773592	6.53	1349979	9.26	637454	11.23
09	MSA-DMW5S-09	1723656	6.53	1307891	9.26	630171	11.23
10	MSA-MW29D-09	1709069	6.53	1291223	9.26	642423	11.23
11	MSA-DMW3I-09	1692190	6.53	1266086	9.26	635173	11.23
12	MSA-DMW3S-09	1637414	6.53	1224244	9.26	613729	11.23
13	MSA-DMW4S-09	1657239	6.53	1262122	9.26	603171	11.23
14	MSA-DMW4D-09	1632096	6.53	1232749	9.26	591963	11.23
15							
16							
17							
18							
19							
20							
21							
22							

IS1 = Fluorobenzene
IS2 (CBZ) = Chlorobenzene-d5
IS3 (DCB) = 1,4-Dichlorobenzene-d4

UPPER LIMIT = +100% of internal standard area.
LOWER LIMIT = - 50% of internal standard area.

Column used to flag internal standard area values with an asterisk.

TestAmerica North Canton

INITIAL CALIBRATION DATA

Start Cal Date : 31-AUG-2009 09:37
End Cal Date : 01-SEP-2009 12:18
Quant Method : ESTD
Origin : Disabled
Target Version : 4.14
Integrator : Falcon
Method file : \\cansvr11\dd\chem\GCV\zpid.i\z90901.b\RSK_C_02.m
Last Edit : 02-Sep-2009 08:06 fausnigb
Curve Type : Average

Calibration File Names:
Level 1: \\cansvr11\dd\chem\GCV\zpid.i\z90901.b\ZF090102.D
Level 2: \\cansvr11\dd\chem\GCV\zpid.i\z90901.b\ZF090103.D
Level 3: \\cansvr11\dd\chem\GCV\zpid.i\z90901.b\ZF090104.D
Level 4: \\cansvr11\dd\chem\GCV\zpid.i\z90901.b\ZF090105.D
Level 5: \\cansvr11\dd\chem\GCV\zpid.i\z90901.b\ZF090106.D
Level 6: \\cansvr11\dd\chem\GCV\zpid.i\z90901.b\ZF090107.D
Level 7: \\cansvr11\dd\chem\GCV\zpid.i\z90901.b\ZF090108.D

Compound	0.50000 Level 1	1.000 Level 2	20.000 Level 3	100.000 Level 4	200.000 Level 5	400.000 Level 6	RRF	%RSD
	1500.000 Level 7							
1 Methane	10792	10815	14085	14213	14889	14648		
	13839						13326	13.193
2 Ethene	24483	27137	35033	34953	37328	35458		
	32979						32482	14.751
3 Ethane	26923	30687	40330	40073	43034	41823		
	39591						37494	16.391
4 Acetylene	12416	13729	15136	14830	15998	13283		
	11780						13881	10.964

Report Date: 23-Sep-2009 09:22

TestAmerica North Canton

CONTINUING CALIBRATION COMPOUNDS

Instrument ID: zpid.i Injection Date: 09-SEP-2009 14:46
Lab File ID: ZF090902.D Init. Cal. Date(s): 31-AUG-2009 01-SEP-2009
Analysis Type: WATER Init. Cal. Times: 09:37 12:18
Lab Sample ID: 3714 Quant Type: ESTD
Method: \\cansvr11\dd\chem\GCV\zpid.i\z90909.b\RSK_C_02.m

COMPOUND	RRF / AMOUNT	RF100	MIN RRF	%D / %DRIFT	MAX %D / %DRIFT	CURVE TYPE
1 Methane	13326	12450	0.010	6.57179	30.00000	Averaged
2 Ethene	32482	32126	0.010	1.09453	30.00000	Averaged
3 Ethane	37494	37137	0.010	0.95288	30.00000	Averaged
4 Acetylene	13881	13549	0.010	2.39340	30.00000	Averaged

RSK SOP-175 METHOD BLANK SUMMARY

BLANK WORKORDER NO.: LKJG31AA

Lab Name: TestAmerica Laboratories, Inc.

Lab Code: TALCAN

SDG Number:9I04243

Lab File ID: ZF090905.

Lot Number: A9I040243

Date Analyzed: 09/09/09

Time Analyzed: 15:29

Matrix: WATER

Date Extracted:09/09/09

GC Column: HAYSEP D ID: .32

Extraction Method: RSKSOP-175

Instrument ID: Z

Level:(low/med) LOW

THIS METHOD BLANK APPLIES TO THE FOLLOWING SAMPLES, LCS, LCSD, MS , MSD:

	CLIENT ID.	SAMPLE WORK ORDER #	LAB FILE ID	DATE ANALYZED	TIME ANALYZED
01	MSA-DMW4S-090309	LKDK11CM	ZF090910.	09/09/09	16:41
02	MSA-DMW4D-090309	LKDLM1CW	ZF090911.	09/09/09	16:55
03	CHECK SAMPLE	LKJG31AC C	ZF090904.	09/09/09	15:15
04	DUPLICATE CHECK	LKJG31AD L	ZF090916.	09/09/09	18:07
05					
06					
07					
08					
09					
10					
11					
12					
13					
14					
15					
16					
17					
18					
19					
20					
21					
22					
23					
24					
25					
26					
27					
28					
29					
30					

COMMENTS:

METHOD BLANK REPORT

GC Volatiles

Client Lot #...: 9I04243 **Work Order #...:** LKJG31AA **Matrix.....:** WATER
MB Lot-Sample #: A9I100000-068

Prep Date.....: 09/09/09 **Final Wgt/Vol..:** 1 mL
Analysis Date..: 09/09/09 **Prep Batch #...:** 9253068
Dilution Factor: 1 **Initial Wgt/Vol:** 1 mL

PARAMETER	RESULT	REPORTING LIMIT	UNITS	METHOD
Methane	ND	0.50	ug/L	RSK SOP-175
Ethane	ND	0.50	ug/L	RSK SOP-175
Ethene	ND	0.50	ug/L	RSK SOP-175

NOTE(S):

Calculations are performed before rounding to avoid round-off errors in calculated results.

RSK SOP-175 CHECK SAMPLE RECOVERY

Lab Name: TestAmerica Laboratories, Inc. Client: Tetra Tech NUS, Inc

Lab Code: TALCAN SDG No: 9I04243

Lot #: A9I100000 WO #: LKJG31AC
BATCH: 9253068

COMPOUND	SPIKE ADDED (ug/L)	SAMPLE CONCENT. (ug/L)	% REC	QC LIMITS REC	QUAL
Methane	73	67	92	75- 127	
Ethane	140	130	97	74- 138	
Ethene	130	120	94	73- 140	

NOTES(S):

* Values outside of QC limits

Spike Recovery: 0 out of 3 outside limits

COMMENTS:

RSK SOP-175 CHECK SAMPLE DUPLICATE RECOVERY

Lab Name: TestAmerica Laboratories, Inc. Client: Tetra Tech NUS, Inc

Lab Code: TALCAN SDG No: 9I04243

Lot #: A9I100000 WO #: LKJG31AD
BATCH: 9253068

COMPOUND	SPIKE ADDED (ug/L)	SAMPLE CONCENT. (ug/L)	% REC	QC LIMITS REC	QUAL
Methane	73	67	92	75- 127	
Ethane	140	130	98	74- 138	
Ethene	130	120	93	73- 140	

NOTES(S):

* Values outside of QC limits

Spike Recovery: 0 out of 3 outside limits

COMMENTS:

FORM III

LABORATORY CONTROL SAMPLE EVALUATION REPORT

GC Volatiles

Client Lot #...: 9I04243 **Work Order #...:** LKJG31AC-LCS **Matrix.....:** WATER
LCS Lot-Sample#: A9I100000-068 LKJG31AD-LCSD
Prep Date.....: 09/09/09 **Analysis Date..:** 09/09/09
Prep Batch #...: 9253068
Dilution Factor: 1 **Final Wgt/Vol..:** 1 mL
Initial Wgt/Vol: 1 mL

PARAMETER	PERCENT RECOVERY	RECOVERY LIMITS	RPD	RPD LIMITS	METHOD
Methane	92	**(75 - 127)**			**RSK SOP-175**
	92	**(75 - 127)**	0.13	**(0-30)**	**RSK SOP-175**
Ethane	97	**(74 - 138)**			**RSK SOP-175**
	98	**(74 - 138)**	1.1	**(0-30)**	**RSK SOP-175**
Ethene	94	**(73 - 140)**			**RSK SOP-175**
	93	**(73 - 140)**	0.75	**(0-30)**	**RSK SOP-175**

NOTE(S):

Calculations are performed before rounding to avoid round-off errors in calculated results.

Bold print denotes control parameters

LABORATORY CONTROL SAMPLE DATA REPORT

GC Volatiles

Client Lot #...: 9I04243 **Work Order #...:** LKJG31AC-LCS **Matrix.....:** WATER
LCS Lot-Sample#: A9I100000-068 LKJG31AD-LCSD
Prep Date.....: 09/09/09 **Analysis Date..:** 09/09/09
Prep Batch #...: 9253068
Dilution Factor: 1 **Final Wgt/Vol..:** 1 mL
Initial Wgt/Vol: 1 mL

PARAMETER	SPIKE AMOUNT	MEASURED AMOUNT	UNITS	PERCENT RECOVERY	RPD	METHOD
Methane	73	67	ug/L	92		RSK SOP-175
	73	67	ug/L	92	0.13	RSK SOP-175
Ethane	140	130	ug/L	97		RSK SOP-175
	140	130	ug/L	98	1.1	RSK SOP-175
Ethene	130	120	ug/L	94		RSK SOP-175
	130	120	ug/L	93	0.75	RSK SOP-175

NOTE(S):

Calculations are performed before rounding to avoid round-off errors in calculated results.

Bold print denotes control parameters

TestAmerica

THE LEADER IN ENVIRONMENTAL TESTING

CASE NARRATIVE

Client:	TestAmerica, Inc.	**Date Sampled:**	9/3/2009 to 9/4/2009
Project:	MSA Groundwater Sampling	**Date Received:**	9/15/2009
Lab:	ISI1161, ISI1172		

SAMPLE RECEIPT: Samples were received intact, on ice, with custody seals and chain of custody documentation. The sample temperature was measured at 2.5° C for ISI1161 and 2.5° C for ISI1172 upon receipt at the laboratory.

HOLDING TIMES: All samples were analyzed within prescribed holding times and/or in accordance with the TestAmerica Sample Acceptance Policy unless otherwise noted in the report.

PROBLEMS ENCOUNTERED: No problems were encountered during sample analysis.

QA/QC CRITERIA: QA/QC parameters met acceptance limits.

OBSERVATIONS: No significant observations were made.

I certify that this data package is in compliance with the terms and conditions of the contract, both technically and for completeness, for other than the conditions detailed above. Release of the data contained in this hardcopy data package and in computer-readable data submitted on diskette has been authorized by the Laboratory Manager or the Manager's designee, as verified by the following signature.

TestAmerica Irvine

Heather Clark
Project Manager
JM

17461 Derian Avenue. Suite 100 Irvine, CA 92614 (949) 261-1022 (949) 260-3297

THE LEADER IN ENVIRONMENTAL TESTING

17461 Derian Avenue, Suite 100, Irvine, CA 92614 (949) 261-1022 Fax:(949) 260-3297

LABORATORY REPORT

Prepared For: TestAmerica North Canton
4101 Shuffel Drive NW
North Canton, OH 44720
Attention: Pat Omeara

Project: MSA Groundwater Sampling
MSA Groundwater Sampling

Sampled: 09/03/09-09/04/09
Received: 09/15/09
Issued: 09/22/09 15:13

NELAP #01108CA California ELAP#2706 Arizona DHS#AZ0671 Nevada #CA-72

The results listed within this Laboratory Report pertain only to the samples tested in the laboratory. The analyses contained in this report were performed in accordance with the applicable certifications as noted. All soil samples are reported on a wet weight basis unless otherwise noted in the report. This Laboratory Report is confidential and is intended for the sole use of TestAmerica and its client. This report shall not be reproduced, except in full, without written permission from TestAmerica. The Chain of Custody, 1 page, is included and is an integral part of this report.

This entire report was reviewed and approved for release.

SAMPLE CROSS REFERENCE

LABORATORY ID	CLIENT ID	MATRIX
ISI1161-01	MSA-DMW10S-090409	Water
ISI1161-02	MSA-DMW1A-090409	Water
ISI1161-03	MSA-DMW1B-090409	Water
ISI1172-01	MSA-DMW6S-090309	Water
ISI1172-02	MSA-DMW6I-090309	Water
ISI1172-03	MSA-DMW6D-090309	Water
ISI1172-04	MSA-DMW2A-090309	Water
ISI1172-05	MSA-DMW5S-090309	Water
ISI1172-06	MSA-MW29D-090309	Water
ISI1172-07	MSA-DMW3I-090309	Water
ISI1172-08	MSA-DMW3S-090309	Water
ISI1172-09	MSA-DMW4S-090309	Water
ISI1172-10	MSA-DMW4D-090309	Water

Reviewed By:

Heather Clark

TestAmerica Irvine

Heather Clark
Project Manager

THE LEADER IN ENVIRONMENTAL TESTING

17461 Derian Avenue, Suite 100, Irvine, CA 92614 (949) 261-1022 Fax:(949) 260-3297

TestAmerica North Canton
4101 Shuffel Drive NW
North Canton, OH 44720
Attention: Pat Omeara

Project ID: MSA Groundwater Sampling
MSA Groundwater Sampling
Report Number: ISI1161
SDG: 9I04243

Sampled: 09/03/09-09/04/09
Received: 09/15/09

1,4-DIOXANE BY GCMS - SINGLE ION MONITORING (SIM)

Analyte	Method	Batch	MDL Limit	Reporting Limit	Sample Result	Dilution Factor	Date Extracted	Date Analyzed	Data Qualifiers
Sample ID: ISI1161-01 (MSA-DMW10S-090409 - Water)					**Sampled: 09/04/09**				
Reporting Units: ug/l									
1,4-Dioxane	EPA 8260B-SIM	9I16033	10	20	**48**	10	09/16/09	09/16/09	
Surrogate: Dibromofluoromethane (80-120%)					*111 %*				
Sample ID: ISI1161-02 (MSA-DMW1A-090409 - Water)					**Sampled: 09/04/09**				
Reporting Units: ug/l									
1,4-Dioxane	EPA 8260B-SIM	9I16033	100	200	**490**	100	09/16/09	09/16/09	
Surrogate: Dibromofluoromethane (80-120%)					*112 %*				
Sample ID: ISI1161-03 (MSA-DMW1B-090409 - Water)					**Sampled: 09/04/09**				
Reporting Units: ug/l									
1,4-Dioxane	EPA 8260B-SIM	9I16033	10	20	**160**	10	09/16/09	09/16/09	
Surrogate: Dibromofluoromethane (80-120%)					*114 %*				
Sample ID: ISI1172-01 (MSA-DMW6S-090309 - Water)					**Sampled: 09/03/09**				
Reporting Units: ug/l									
1,4-Dioxane	EPA 8260B-SIM	9I16024	1.0	2.0	ND	1	09/16/09	09/16/09	
Surrogate: Dibromofluoromethane (80-120%)					*99 %*				
Sample ID: ISI1172-02 (MSA-DMW6I-090309 - Water)					**Sampled: 09/03/09**				
Reporting Units: ug/l									
1,4-Dioxane	EPA 8260B-SIM	9I16033	1.0	2.0	ND	1	09/16/09	09/16/09	
Surrogate: Dibromofluoromethane (80-120%)					*113 %*				
Sample ID: ISI1172-03 (MSA-DMW6D-090309 - Water)					**Sampled: 09/03/09**				
Reporting Units: ug/l									
1,4-Dioxane	EPA 8260B-SIM	9I16024	1.0	2.0	ND	1	09/16/09	09/16/09	
Surrogate: Dibromofluoromethane (80-120%)					*93 %*				
Sample ID: ISI1172-04 (MSA-DMW2A-090309 - Water)					**Sampled: 09/03/09**				
Reporting Units: ug/l									
1,4-Dioxane	EPA 8260B-SIM	9I16024	100	200	**890**	100	09/16/09	09/16/09	
Surrogate: Dibromofluoromethane (80-120%)					*100 %*				
Sample ID: ISI1172-05 (MSA-DMW5S-090309 - Water)					**Sampled: 09/03/09**				
Reporting Units: ug/l									
1,4-Dioxane	EPA 8260B-SIM	9I16033	10	20	**41**	10	09/16/09	09/16/09	
Surrogate: Dibromofluoromethane (80-120%)					*114 %*				

TestAmerica Irvine

Heather Clark
Project Manager

The results pertain only to the samples tested in the laboratory. This report shall not be reproduced.

17461 Derian Avenue, Suite 100, Irvine, CA 92614 (949) 261-1022 Fax:(949) 260-3297

TestAmerica North Canton
4101 Shuffel Drive NW
North Canton, OH 44720
Attention: Pat Omeara

Project ID: MSA Groundwater Sampling
MSA Groundwater Sampling
Report Number: ISI1161
SDG: 9I04243

Sampled: 09/03/09-09/04/09
Received: 09/15/09

1,4-DIOXANE BY GCMS - SINGLE ION MONITORING (SIM)

Analyte	Method	Batch	MDL Limit	Reporting Limit	Sample Result	Dilution Factor	Date Extracted	Date Analyzed	Data Qualifiers
Sample ID: ISI1172-06 (MSA-MW29D-090309 - Water)					**Sampled: 09/03/09**				
Reporting Units: ug/l									
1,4-Dioxane	EPA 8260B-SIM	9I16024	1.0	2.0	ND	1	09/16/09	09/16/09	
Surrogate: Dibromofluoromethane (80-120%)					*94 %*				
Sample ID: ISI1172-07 (MSA-DMW3I-090309 - Water)					**Sampled: 09/03/09**				
Reporting Units: ug/l									
1,4-Dioxane	EPA 8260B-SIM	9I16024	100	200	**1100**	100	09/16/09	09/16/09	
Surrogate: Dibromofluoromethane (80-120%)					*96 %*				
Sample ID: ISI1172-08 (MSA-DMW3S-090309 - Water)					**Sampled: 09/03/09**				
Reporting Units: ug/l									
1,4-Dioxane	EPA 8260B-SIM	9I16024	10	20	**480**	10	09/16/09	09/16/09	
Surrogate: Dibromofluoromethane (80-120%)					*91 %*				
Sample ID: ISI1172-09 (MSA-DMW4S-090309 - Water)					**Sampled: 09/03/09**				
Reporting Units: ug/l									
1,4-Dioxane	EPA 8260B-SIM	9I16024	10	20	**120**	10	09/16/09	09/16/09	
Surrogate: Dibromofluoromethane (80-120%)					*95 %*				
Sample ID: ISI1172-10 (MSA-DMW4D-090309 - Water)					**Sampled: 09/03/09**				
Reporting Units: ug/l									
1,4-Dioxane	EPA 8260B-SIM	9I16024	10	20	**75**	10	09/16/09	09/16/09	
Surrogate: Dibromofluoromethane (80-120%)					*97 %*				

TestAmerica Irvine

Heather Clark
Project Manager

The results pertain only to the samples tested in the laboratory. This report shall not be reproduced,

17461 Derian Avenue, Suite 100, Irvine, CA 92614 (949) 261-1022 Fax:(949) 260-3297

TestAmerica North Canton
4101 Shuffel Drive NW
North Canton, OH 44720
Attention: Pat Omeara

Project ID: MSA Groundwater Sampling
MSA Groundwater Sampling
Report Number: ISI1161
SDG: 9I04243

Sampled: 09/03/09-09/04/09
Received: 09/15/09

METHOD BLANK/QC DATA

1,4-DIOXANE BY GCMS - SINGLE ION MONITORING (SIM)

Analyte	Result	Reporting Limit	MDL	Units	Spike Level	Source Result	%REC	%REC Limits	RPD	RPD Limit	Data Qualifiers
Batch: 9I16024 Extracted: 09/16/09											
Blank Analyzed: 09/16/2009 (9I16024-BLK1)											
1,4-Dioxane	ND	2.0	1.0	ug/l							
Surrogate: Dibromofluoromethane	*0.880*			*ug/l*	*1.00*		*88*	*80-120*			
LCS Analyzed: 09/16/2009 (9I16024-BS1)											
1,4-Dioxane	9.21	2.0	1.0	ug/l	10.0		92	70-125			
Surrogate: Dibromofluoromethane	*0.840*			*ug/l*	*1.00*		*84*	*80-120*			
Matrix Spike Analyzed: 09/16/2009 (9I16024-MS1)						**Source: ISI1172-06**					
1,4-Dioxane	8.83	2.0	1.0	ug/l	10.0	ND	88	70-130			
Surrogate: Dibromofluoromethane	*0.930*			*ug/l*	*1.00*		*93*	*80-120*			
Matrix Spike Dup Analyzed: 09/16/2009 (9I16024-MSD1)						**Source: ISI1172-06**					
1,4-Dioxane	8.61	2.0	1.0	ug/l	10.0	ND	86	70-130	3	30	
Surrogate: Dibromofluoromethane	*0.960*			*ug/l*	*1.00*		*96*	*80-120*			
Batch: 9I16033 Extracted: 09/16/09											
Blank Analyzed: 09/16/2009 (9I16033-BLK1)											
1,4-Dioxane	ND	2.0	1.0	ug/l							
Surrogate: Dibromofluoromethane	*1.03*			*ug/l*	*1.00*		*103*	*80-120*			
LCS Analyzed: 09/16/2009 (9I16033-BS1)											
1,4-Dioxane	10.8	2.0	1.0	ug/l	10.0		108	70-125			
Surrogate: Dibromofluoromethane	*1.06*			*ug/l*	*1.00*		*106*	*80-120*			
Matrix Spike Analyzed: 09/16/2009 (9I16033-MS1)						**Source: ISI1172-02**					
1,4-Dioxane	10.2	2.0	1.0	ug/l	10.0	ND	102	70-130			
Surrogate: Dibromofluoromethane	*1.13*			*ug/l*	*1.00*		*113*	*80-120*			

TestAmerica Irvine

Heather Clark
Project Manager

The results pertain only to the samples tested in the laboratory. This report shall not be reproduced,

TestAmerica North Canton
4101 Shuffel Drive NW
North Canton, OH 44720
Attention: Pat Omeara

Project ID: MSA Groundwater Sampling
MSA Groundwater Sampling
Report Number: ISI1161
SDG: 9I04243

Sampled: 09/03/09-09/04/09
Received: 09/15/09

METHOD BLANK/QC DATA

1,4-DIOXANE BY GCMS - SINGLE ION MONITORING (SIM)

Analyte	Result	Reporting Limit	MDL	Units	Spike Level	Source Result	%REC	%REC Limits	RPD	RPD Limit	Data Qualifiers
Batch: 9I16033 Extracted: 09/16/09											
Matrix Spike Dup Analyzed: 09/16/2009 (9I16033-MSD1)						**Source: ISI1172-02**					
1,4-Dioxane	10.6	2.0	1.0	ug/l	10.0	ND	106	70-130	4	30	
Surrogate: Dibromofluoromethane	*1.13*			*ug/l*	*1.00*		*113*	*80-120*			

TestAmerica Irvine

Heather Clark
Project Manager

17461 Derian Avenue. Suite 100, Irvine, CA 92614 (949) 261-1022 Fax:(949) 260-3297

TestAmerica North Canton	Project ID: MSA Groundwater Sampling	
4101 Shuffel Drive NW	MSA Groundwater Sampling	Sampled: 09/03/09-09/04/09
North Canton, OH 44720	Report Number: ISI1161	Received: 09/15/09
Attention: Pat Omeara	SDG: 9I04243	

DATA QUALIFIERS AND DEFINITIONS

ND Analyte NOT DETECTED at or above the reporting limit or MDL, if MDL is specified.

RPD Relative Percent Difference

TestAmerica Irvine

Heather Clark
Project Manager

The results pertain only to the samples tested in the laboratory. This report shall not be reproduced,

EPA 8260B-SIM

Laboratory: TestAmerica Irvine SDG: 9I04243

Client: TestAmerica North Canton Project: MSA Groundwater Sampling

Sample Name	Date Collected	Date Received	Date Prepared	Days to Prep	Max Days to Prep	Date Analyzed	Days to Analysis	Max Days to Analysis	Q
MSA-DMW10S-090409	09/04/09 10:45	09/15/09 12:30	09/16/09 00:00	11.55	14.00	09/16/09 13:00	12.09	14.00	
MSA-DMW1A-090409	09/04/09 12:25	09/15/09 12:30	09/16/09 00:00	11.48	14.00	09/16/09 16:09	12.16	14.00	
MSA-DMW1B-090409	09/04/09 13:50	09/15/09 12:30	09/16/09 00:00	11.42	14.00	09/16/09 14:03	12.01	14.00	

EPA 8260B-SIM

Laboratory: TestAmerica Irvine SDG: 9I04243

Client: TestAmerica North Canton Project: MSA Groundwater Sampling

Sample Name	Date Collected	Date Received	Date Prepared	Days to Prep	Max Days to Prep	Date Analyzed	Days to Analysis	Max Days to Analysis	Q
MSA-DMW6S-090309	09/03/09 09:05	09/15/09 12:30	09/16/09 00:00	12.62	14.00	09/16/09 14:09	13.21	14.00	
MSA-DMW6I-090309	09/03/09 10:15	09/15/09 12:30	09/16/09 00:00	12.57	14.00	09/16/09 14:35	13.18	14.00	
MSA-DMW6D-090309	09/03/09 11:40	09/15/09 12:30	09/16/09 00:00	12.51	14.00	09/16/09 15:07	13.14	14.00	
MSA-DMW2A-090309	09/03/09 13:45	09/15/09 12:30	09/16/09 00:00	12.43	14.00	09/16/09 15:36	13.08	14.00	
MSA-DMW5S-090309	09/03/09 12:11	09/15/09 12:30	09/16/09 00:00	12.49	14.00	09/16/09 12:28	13.01	14.00	
MSA-MW29D-090309	09/03/09 15:03	09/15/09 12:30	09/16/09 00:00	12.37	14.00	09/16/09 12:42	12.90	14.00	
MSA-DMW3I-090309	09/03/09 08:55	09/15/09 12:30	09/16/09 00:00	12.63	14.00	09/16/09 14:38	13.24	14.00	
MSA-DMW3S-090309	09/03/09 10:45	09/15/09 12:30	09/16/09 00:00	12.55	14.00	09/16/09 11:15	13.02	14.00	
MSA-DMW4S-090309	09/03/09 13:15	09/15/09 12:30	09/16/09 00:00	12.45	14.00	09/16/09 11:44	12.94	14.00	
MSA-DMW4D-090309	09/03/09 15:30	09/15/09 12:30	09/16/09 00:00	12.35	14.00	09/16/09 12:13	12.86	14.00	

ANALYSIS BATCH (SEQUENCE) SUMMARY

EPA 8260B-SIM

Laboratory:	TestAmerica Irvine	SDG:	9I04243
Client:	TestAmerica North Canton	Project:	MSA Groundwater Sampling
Sequence:	II92902	Instrument:	GCMS33
		Calibration:	I9I2902

Sample Name	Lab Sample ID	Lab File ID	Analysis Date/Time
MS Tune	II92902-TUN1	VTUN01.D	09/03/09 11:42
Cal Standard	II92902-CAL1	daprtmth-002	09/03/09 13:46
Cal Standard	II92902-CAL2	daprtmth-003	09/03/09 14:18
Cal Standard	II92902-CAL3	daprtmth-004	09/03/09 14:49
Cal Standard	II92902-CAL4	daprtmth-005	09/03/09 15:21
Cal Standard	II92902-CAL5	daprtmth-006	09/03/09 15:52
Secondary Cal Check	II92902-SCV1	Q0911001.D	09/11/09 09:22

MASS SPECTROMETER INSTRUMENT PERFORMANCE CHECK

EPA 8260B-SIM

Laboratory:	TestAmerica Irvine	SDG:	9I04243
Client:	TestAmerica North Canton	Project:	MSA Groundwater Sampling
Lab File ID:	VTUN01.D	Injection Date:	09/03/09
Instrument ID:	GCMS33	Injection Time:	11:42
Sequence:	II92902	Lab Sample ID:	II92902-TUN1

m/z	ION ABUNDANCE CRITERIA	% RELATIVE ABUNDANCE	
m/z 50	15 - 40% of m/z 95	20.7	PASS
m/z 75	30 - 60% of m/z 95	49.6	PASS
m/z 95	Base peak, 100% relative abundance	100	PASS
m/z 96	5 - 9% of m/z 95	6.9	PASS
m/z 173	Less than 2% of m/z 174	0.601	PASS
m/z 174	50 - 100% of m/z 95	80.7	PASS
m/z 175	5 - 9% of m/z 174	7.23	PASS
m/z 176	95 - 101% of m/z 174	97.6	PASS
m/z 177	5 - 9% of m/z 176	6.69	PASS

INITIAL CALIBRATION DATA (Continued)

EPA 8260B-SIM

Laboratory: TestAmerica Irvine
Client: TestAmerica North Canton
Calibration: I9I2902

SDG: 9I04243
Project: MSA Groundwater Sampling
Instrument: GCMS33
Calibration Date: 09/03/09 11:10

Compound	Mean RF	RF RSD	Mean RT	RT RSD	Linear r	Quad COD	LIMIT	Q
1,4-Dioxane	1.818736	3.717059	8.02	2.528512E-02			15	
Dibromofluoromethane	0.8689331	4.753722	6.46	1.913369E-02			15	

ANALYSIS BATCH (SEQUENCE) SUMMARY

EPA 8260B-SIM

Laboratory:	TestAmerica Irvine	SDG:	9I04243
Client:	TestAmerica North Canton	Project:	MSA Groundwater Sampling
Sequence:	II92907	Instrument:	GCMS33
		Calibration:	I9I2902

Sample Name	Lab Sample ID	Lab File ID	Analysis Date/Time
MS Tune	II92907-TUN1	VTUN01.D	09/16/09 07:50
Calibration Check	II92907-CCV1	DIOX010A.D	09/16/09 08:47
Blank	9I16040-BLK1	VBLK01.D	09/16/09 09:19
LCS	9I16040-BS1	Q0916001.D	09/16/09 09:51
MSA-DMW5S-090309	ISI1172-05	Q0916006.D	09/16/09 12:28
MSA-DMW6I-090309	ISI1172-02	Q0916010.D	09/16/09 14:35
MSA-DMW6I-090309	9I16040-MS1	Q0916011.D	09/16/09 15:06
MSA-DMW6I-090309	9I16040-MSD1	Q0916012.D	09/16/09 15:38

105

1A

MASS SPECTROMETER INSTRUMENT PERFORMANCE CHECK

EPA 8260B-SIM

Laboratory:	TestAmerica Irvine	SDG:	9I04243
Client:	TestAmerica North Canton	Project:	MSA Groundwater Sampling
Lab File ID:	VTUN01.D	Injection Date:	09/16/09
Instrument ID:	GCMS33	Injection Time:	07:50
Sequence:	II92907	Lab Sample ID:	II92907-TUN1

m/z	ION ABUNDANCE CRITERIA	% RELATIVE ABUNDANCE	
m/z 50	15 - 40% of m/z 95	21.6	PASS
m/z 75	30 - 60% of m/z 95	48.7	PASS
m/z 95	Base peak, 100% relative abundance	100	PASS
m/z 96	5 - 9% of m/z 95	6.52	PASS
m/z 173	Less than 2% of m/z 174	0.539	PASS
m/z 174	50 - 100% of m/z 95	81.6	PASS
m/z 175	5 - 9% of m/z 174	7.18	PASS
m/z 176	95 - 101% of m/z 174	96.7	PASS
m/z 177	5 - 9% of m/z 176	7.07	PASS

CONTINUING CALIBRATION CHECK

EPA 8260B-SIM

Laboratory:	TestAmerica Irvine	SDG:	9I04243
Client:	TestAmerica North Canton	Project:	MSA Groundwater Sampling
Instrument ID:	GCMS33	Calibration:	I9I2902
Lab File ID:	DIOX010A.D	Calibration Date:	09/03/09 11:10
Sequence:	II92907	Injection Date:	09/16/09
Lab Sample ID:	II92907-CCV1	Injection Time:	08:47

		CONC. (ug/l)		RESPONSE FACTOR			% DIFF / DRIFT	
COMPOUND	TYPE	STD	CCV	ICAL	CCV	MIN (#)	CCV	LIMIT (#)
1,4-Dioxane	A	10.0	10.5	1.818736	0.1903389		-89.5	20 *

Column to be used to flag Response Factor and %Diff/Drift values with an asterisk

* Values outside of QC limits

METHOD BLANK DATA SHEET
EPA 8260B-SIM

Laboratory:	TestAmerica Irvine			SDG:	9I04243
Client:	TestAmerica North Canton			Project:	MSA Groundwater Sampling
Matrix:	Water	Laboratory ID:	9I16033-BLK1	File ID:	VBLK01.D
Prepared:	09/16/09 00:00	Preparation:	EPA 5030B GCMS	Initial/Final:	10 ml / 10 ml
Analyzed:	09/16/09 09:19	Instrument:	GCMS33		
Batch:	9I16033	Sequence:		Calibration:	

CAS NO.	COMPOUND	CONC. (ug/l)	Q
123-91-1	1,4-Dioxane	2.0	U

SYSTEM MONITORING COMPOUND	ADDED (ug/l)	CONC (ug/l)	% REC	QC LIMITS	Q
Dibromofluoromethane	1.00	1.03	103	80 - 120	

MATRIX SPIKE / MATRIX SPIKE DUPLICATE RECOVERY

MSA-DMW6I-090309

EPA 8260B-SIM

Laboratory:	TestAmerica Irvine	SDG:	9I04243
Client:	TestAmerica North Canton	Project:	MSA Groundwater Sampling
Matrix:	Water	Spike standard:	9090033
Batch:	9I16033	Laboratory ID:	9I16033-MS1
Preparation:	EPA 5030B GCMS	Initial/Final:	10 ml / 10 ml

Source Sample Name: MSA-DMW6I-090309

COMPOUND	SPIKE ADDED (ug/l)	SAMPLE CONCENTRATION (ug/l)	MS CONCENTRATION (ug/l)	MS % REC. #	QC LIMITS REC.
1,4-Dioxane	10.0	ND	10.2	102	70 - 130

COMPOUND	SPIKE ADDED (ug/l)	MSD CONCENTRATION (ug/l)	MSD % REC. #	% RPD #	QC LIMITS RPD	QC LIMITS REC.
1,4-Dioxane	10.0	10.6	106	4	30	70 - 130

Column to be used to flag recovery and RPD values with an asterisk

* Values outside of QC limits

ANALYSIS BATCH (SEQUENCE) SUMMARY

EPA 8260B-SIM

Laboratory: TestAmerica Irvine
Client: TestAmerica North Canton
Sequence: IH91901

SDG: 9I04243
Project: MSA Groundwater Sampling
Instrument: GCMS45
Calibration: I9H1901

Sample Name	Lab Sample ID	Lab File ID	Analysis Date/Time
MS Tune	IH91901-TUN1	VTUN01.D	08/17/09 11:31
Cal Standard	IH91901-CAL1	daprtmth-001	08/17/09 14:21
Cal Standard	IH91901-CAL2	daprtmth-002	08/17/09 14:50
Cal Standard	IH91901-CAL3	daprtmth-003	08/17/09 15:19
Cal Standard	IH91901-CAL4	daprtmth-004	08/17/09 15:48
Cal Standard	IH91901-CAL5	daprtmth-005	08/17/09 16:17
Cal Standard	IH91901-CAL6	daprtmth-006	08/17/09 16:46
Cal Standard	IH91901-CAL7	daprtmth-007	08/17/09 17:15
Cal Standard	IH91901-CAL8	daprtmth-008	08/17/09 17:44
Secondary Cal Check	IH91901-SCV1	V0819001.D	08/19/09 11:44

MASS SPECTROMETER INSTRUMENT PERFORMANCE CHECK

EPA 8260B-SIM

Laboratory:	TestAmerica Irvine	SDG:	9I04243
Client:	TestAmerica North Canton	Project:	MSA Groundwater Sampling
Lab File ID:	VTUN01.D	Injection Date:	08/17/09
Instrument ID:	GCMS45	Injection Time:	11:31
Sequence:	IH91901	Lab Sample ID:	IH91901-TUN1

m/z	ION ABUNDANCE CRITERIA	% RELATIVE ABUNDANCE	
m/z 50	15 - 40% of m/z 95	17.1	PASS
m/z 75	30 - 60% of m/z 95	44.1	PASS
m/z 95	Base peak, 100% relative abundance	100	PASS
m/z 96	5 - 9% of m/z 95	7	PASS
m/z 173	Less than 2% of m/z 174	0	PASS
m/z 174	50 - 100% of m/z 95	89.6	PASS
m/z 175	5 - 9% of m/z 174	7.48	PASS
m/z 176	95 - 101% of m/z 174	97.4	PASS
m/z 177	5 - 9% of m/z 176	6.9	PASS

INITIAL CALIBRATION DATA (Continued)

EPA 8260B-SIM

Laboratory: TestAmerica Irvine
SDG: 9I04243
Client: TestAmerica North Canton
Project: MSA Groundwater Sampling
Calibration: I9H1901
Instrument: GCMS45
Calibration Date: 08/17/09 00:00

Compound	Mean RF	RF RSD	Mean RT	RT RSD	Linear r	Quad COD	LIMIT	Q
1,4-Dioxane	2.238681	12.46442	5.8	1.835628E-02			15	
Dibromofluoromethane	0.9805853	5.445024	4.09	1.814998E-02			15	

ANALYSIS BATCH (SEQUENCE) SUMMARY

EPA 8260B-SIM

Laboratory:	TestAmerica Irvine	SDG:	9I04243
Client:	TestAmerica North Canton	Project:	MSA Groundwater Sampling
Sequence:	II92805	Instrument:	GCMS45
		Calibration:	I9H1901

Sample Name	Lab Sample ID	Lab File ID	Analysis Date/Time
MS Tune	II92805-TUN1	VTUN01.D	09/16/09 07:55
Calibration Check	II92805-CCV1	DIOX010A.D	09/16/09 08:50
Blank	9I27008-BLK1	VBLK01.D	09/16/09 09:19
LCS	9I27008-BS1	V0916001.D	09/16/09 09:48
MSA-DMW3S-090309	ISI1172-08	V0916004.D	09/16/09 11:15
MSA-DMW4S-090309	ISI1172-09	V0916005.D	09/16/09 11:44
MSA-DMW4D-090309	ISI1172-10	V0916006.D	09/16/09 12:13
MSA-MW29D-090309	ISI1172-06	V0916008.D	09/16/09 12:42
MSA-MW29D-090309	9I27008-MS1	V0916009.D	09/16/09 13:11
MSA-MW29D-090309	9I27008-MSD1	V0916010.D	09/16/09 13:40
MSA-DMW6S-090309	ISI1172-01	V0916011.D	09/16/09 14:09
MSA-DMW3I-090309	ISI1172-07	V0916012.D	09/16/09 14:38
MSA-DMW6D-090309	ISI1172-03	V0916013.D	09/16/09 15:07
MSA-DMW2A-090309	ISI1172-04	V0916014.D	09/16/09 15:36

MASS SPECTROMETER INSTRUMENT PERFORMANCE CHECK

EPA 8260B-SIM

Laboratory:	TestAmerica Irvine	SDG:	9I04243
Client:	TestAmerica North Canton	Project:	MSA Groundwater Sampling
Lab File ID:	VTUN01.D	Injection Date:	09/16/09
Instrument ID:	GCMS45	Injection Time:	07:55
Sequence:	II92805	Lab Sample ID:	II92805-TUN1

m/z	ION ABUNDANCE CRITERIA	% RELATIVE ABUNDANCE	
m/z 50	15 - 40% of m/z 95	17.3	PASS
m/z 75	30 - 60% of m/z 95	43.6	PASS
m/z 95	Base peak, 100% relative abundance	100	PASS
m/z 96	5 - 9% of m/z 95	6.79	PASS
m/z 173	Less than 2% of m/z 174	0	PASS
m/z 174	50 - 100% of m/z 95	86.8	PASS
m/z 175	5 - 9% of m/z 174	7.09	PASS
m/z 176	95 - 101% of m/z 174	96.5	PASS
m/z 177	5 - 9% of m/z 176	6.63	PASS

CONTINUING CALIBRATION CHECK

EPA 8260B-SIM

Laboratory:	TestAmerica Irvine	SDG:	9I04243
Client:	TestAmerica North Canton	Project:	MSA Groundwater Sampling
Instrument ID:	GCMS45	Calibration:	I9H1901
Lab File ID:	DIOX010A.D	Calibration Date:	08/17/09 00:00
Sequence:	II92805	Injection Date:	09/16/09
Lab Sample ID:	II92805-CCV1	Injection Time:	08:50

		CONC. (ug/l)		RESPONSE FACTOR			% DIFF / DRIFT	
COMPOUND	TYPE	STD	CCV	ICAL	CCV	MIN (#)	CCV	LIMIT (#)
1,4-Dioxane	A	10.0	9.20	2.238681	2.060493		-8.0	20

Column to be used to flag Response Factor and %Diff/Drift values with an asterisk

* Values outside of QC limits

METHOD BLANK DATA SHEET
EPA 8260B-SIM

Laboratory:	TestAmerica Irvine		SDG:	9I04243	
Client:	TestAmerica North Canton		Project:	MSA Groundwater Sampling	
Matrix:	Water	Laboratory ID:	9I16024-BLK1	File ID:	VBLK01.D
Prepared:	09/16/09 00:00	Preparation:	EPA 5030B GCMS	Initial/Final:	10 ml / 10 ml
Analyzed:	09/16/09 09:19	Instrument:	gcms45		
Batch:	9I16024	Sequence:		Calibration:	

CAS NO.	COMPOUND	CONC. (ug/l)	Q
123-91-1	1,4-Dioxane	2.0	U

SYSTEM MONITORING COMPOUND	ADDED (ug/l)	CONC (ug/l)	% REC	QC LIMITS	Q
Dibromofluoromethane	1.00	0.880	88	80 - 120	

LCS / LCS DUPLICATE RECOVERY
EPA 8260B-SIM

Laboratory:	TestAmerica Irvine	SDG:	9I04243
Client:	TestAmerica North Canton	Project:	MSA Groundwater Sampling
Matrix:	Water	Spike standard:	9090033
Batch:	9I16024	Laboratory ID:	9I16024-BS1
Preparation:	EPA 5030B GCMS	Initial/Final:	10 ml / 10 ml

COMPOUND	SPIKE ADDED (ug/l)	LCS CONCENTRATION (ug/l)	LCS % REC. #	QC LIMITS REC.
1,4-Dioxane	10.0	9.21	92	70 - 125

Column to be used to flag recovery and RPD values with an asterisk

* Values outside of QC limits

MATRIX SPIKE / MATRIX SPIKE DUPLICATE RECOVERY

MSA-MW29D-090309

EPA 8260B-SIM

Laboratory:	TestAmerica Irvine	SDG:	9I04243
Client:	TestAmerica North Canton	Project:	MSA Groundwater Sampling
Matrix:	Water	Spike standard:	9090033
Batch:	9I16024	Laboratory ID:	9I16024-MS1
Preparation:	EPA 5030B GCMS	Initial/Final:	10 ml / 10 ml

Source Sample Name: MSA-MW29D-090309

COMPOUND	SPIKE ADDED (ug/l)	SAMPLE CONCENTRATION (ug/l)	MS CONCENTRATION (ug/l)	MS % REC. #	QC LIMITS REC.
1,4-Dioxane	10.0	ND	8.83	88	70 - 130

COMPOUND	SPIKE ADDED (ug/l)	MSD CONCENTRATION (ug/l)	MSD % REC. #	% RPD #	QC LIMITS RPD	QC LIMITS REC.
1,4-Dioxane	10.0	8.61	86	3	30	70 - 130

Column to be used to flag recovery and RPD values with an asterisk

* Values outside of QC limits

LCS / LCS DUPLICATE RECOVERY
EPA 8260B-SIM

Laboratory:	TestAmerica Irvine	SDG:	9I04243
Client:	TestAmerica North Canton	Project:	MSA Groundwater Sampling
Matrix:	Water	Spike standard:	9090033
Batch:	9I16033	Laboratory ID:	9I16033-BS1
Preparation:	EPA 5030B GCMS	Initial/Final:	10 ml / 10 ml

COMPOUND	SPIKE ADDED (ug/l)	LCS CONCENTRATION (ug/l)	LCS % REC. #	QC LIMITS REC.
1,4-Dioxane	10.0	10.8	108	70 - 125

Column to be used to flag recovery and RPD values with an asterisk

* Values outside of QC limits

SURROGATE STANDARD RECOVERY AND RT SUMMARY
EPA 8260B-SIM

Laboratory:	TestAmerica Irvine	SDG:	9I04243
Client:	TestAmerica North Canton	Project:	MSA Groundwater Sampling
Sequence:		Instrument:	
Matrix:	Water	Calibration:	

Surrogate Compound	Spike Level ug/l	% Recovery	Recovery Limits	RT	Calibration Mean RT	RT Diff	RT Diff Limit	Q
Blank (9I16033-BLK1)			Lab File ID: VBLK01.D		Analyzed: 09/16/09 09:19			
Dibromofluoromethane	1.00	103	80 - 120	6.46		6.4600	+/-1.0	*
LCS (9I16033-BS1)			Lab File ID: Q0916001.D		Analyzed: 09/16/09 09:51			
Dibromofluoromethane	1.00	106	80 - 120	6.46		6.4600	+/-1.0	*
Matrix Spike (9I16033-MS1)			Lab File ID: Q0916011.D		Analyzed: 09/16/09 15:06			
Dibromofluoromethane	1.00	113	80 - 120	6.46		6.4600	+/-1.0	*
Matrix Spike Dup (9I16033-MSD1)			Lab File ID: Q0916012.D		Analyzed: 09/16/09 15:38			
Dibromofluoromethane	1.00	113	80 - 120	6.46		6.4600	+/-1.0	*

SURROGATE STANDARD RECOVERY AND RT SUMMARY
EPA 8260B-SIM

Laboratory:	TestAmerica Irvine	SDG:	9I04243
Client:	TestAmerica North Canton	Project:	MSA Groundwater Sampling
Sequence:	II92907	Instrument:	GCMS33
Matrix:	Water	Calibration:	I9I2902

Surrogate Compound	Spike Level ug/l	% Recovery	Recovery Limits	RT	Calibration Mean RT	RT Diff	RT Diff Limit	Q
Blank (9I16040-BLK1)			Lab File ID: VBLK01.D		Analyzed: 09/16/09 09:19			
Dibromofluoromethane	1.00	103	80 - 120	6.46	6.46	0.0000	+/-1.0	
LCS (9I16040-BS1)			Lab File ID: Q0916001.D		Analyzed: 09/16/09 09:51			
Dibromofluoromethane	1.00	106	80 - 120	6.46	6.46	0.0000	+/-1.0	
Matrix Spike (9I16040-MS1)			Lab File ID: Q0916011.D		Analyzed: 09/16/09 15:06			
Dibromofluoromethane	1.00	113	80 - 120	6.46	6.46	0.0000	+/-1.0	
Matrix Spike Dup (9I16040-MSD1)			Lab File ID: Q0916012.D		Analyzed: 09/16/09 15:38			
Dibromofluoromethane	1.00	113	80 - 120	6.46	6.46	0.0000	+/-1.0	
Calibration Check (II92907-CCV1)			Lab File ID: DIOX010A.D		Analyzed: 09/16/09 08:47			
Dibromofluoromethane	1.00	103	0 - 200	6.46	6.46	0.0000	+/-1.0	
MSA-DMW10S-090409 (ISI1161-01)			Lab File ID: Q0916007.D		Analyzed: 09/16/09 13:00			
Dibromofluoromethane	1.00	111	80 - 120	6.46	6.46	0.0000	+/-1.0	
MSA-DMW1A-090409 (ISI1161-02)			Lab File ID: Q0916013.D		Analyzed: 09/16/09 16:09			
Dibromofluoromethane	1.00	112	80 - 120	6.46	6.46	0.0000	+/-1.0	
MSA-DMW1B-090409 (ISI1161-03)			Lab File ID: Q0916009.D		Analyzed: 09/16/09 14:03			
Dibromofluoromethane	1.00	114	80 - 120	6.46	6.46	0.0000	+/-1.0	

SURROGATE STANDARD RECOVERY AND RT SUMMARY
EPA 8260B-SIM

Laboratory:	TestAmerica Irvine	SDG:	9I04243
Client:	TestAmerica North Canton	Project:	MSA Groundwater Sampling
Sequence:		Instrument:	GCMS33
Matrix:	Water	Calibration:	

Surrogate Compound	Spike Level ug/l	% Recovery	Recovery Limits	RT	Calibration Mean RT	RT Diff	RT Diff Limit	Q
MSA-DMW10S-090409 (ISI1161-01)			Lab File ID: Q0916007.D		Analyzed: 09/16/09 13:00			
Dibromofluoromethane	1.00	111	80 - 120	6.46		6.4600	+/-1.0	*
MSA-DMW1A-090409 (ISI1161-02)			Lab File ID: Q0916013.D		Analyzed: 09/16/09 16:09			
Dibromofluoromethane	1.00	112	80 - 120	6.46		6.4600	+/-1.0	*
MSA-DMW1B-090409 (ISI1161-03)			Lab File ID: Q0916009.D		Analyzed: 09/16/09 14:03			
Dibromofluoromethane	1.00	114	80 - 120	6.46		6.4600	+/-1.0	*

SURROGATE STANDARD RECOVERY AND RT SUMMARY
EPA 8260B-SIM

Laboratory:	TestAmerica Irvine	SDG:	9I04243
Client:	TestAmerica North Canton	Project:	MSA Groundwater Sampling
Sequence:		Instrument:	GCMS33
Matrix:	Water	Calibration:	

Surrogate Compound	Spike Level ug/l	% Recovery	Recovery Limits	RT	Calibration Mean RT	RT Diff	RT Diff Limit	Q
MSA-DMW6I-090309 (ISI1172-02)			Lab File ID: Q0916010.D		Analyzed: 09/16/09 14:35			
Dibromofluoromethane	1.00	113	80 - 120	6.46		6.4600	+/-1.0	*
MSA-DMW5S-090309 (ISI1172-05)			Lab File ID: Q0916006.D		Analyzed: 09/16/09 12:28			
Dibromofluoromethane	1.00	114	80 - 120	6.46		6.4600	+/-1.0	*

SURROGATE STANDARD RECOVERY AND RT SUMMARY
EPA 8260B-SIM

Laboratory: TestAmerica Irvine
Client: TestAmerica North Canton
Sequence:
Matrix: Water

SDG: 9I04243
Project: MSA Groundwater Sampling
Instrument:
Calibration:

Surrogate Compound	Spike Level ug/l	% Recovery	Recovery Limits	RT	Calibration Mean RT	RT Diff	RT Diff Limit	Q
Blank (9I16024-BLK1)			Lab File ID: VBLK01.D		Analyzed: 09/16/09 09:19			
Dibromofluoromethane	1.00	88	80 - 120	4.07		4.0700	+/-1.0	*
LCS (9I16024-BS1)			Lab File ID: V0916001.D		Analyzed: 09/16/09 09:48			
Dibromofluoromethane	1.00	84	80 - 120	4.07		4.0700	+/-1.0	*
Matrix Spike (9I16024-MS1)			Lab File ID: V0916009.D		Analyzed: 09/16/09 13:11			
Dibromofluoromethane	1.00	93	80 - 120	4.07		4.0700	+/-1.0	*
Matrix Spike Dup (9I16024-MSD1)			Lab File ID: V0916010.D		Analyzed: 09/16/09 13:40			
Dibromofluoromethane	1.00	96	80 - 120	4.07		4.0700	+/-1.0	*
Blank (9I16033-BLK1)			Lab File ID: VBLK01.D		Analyzed: 09/16/09 09:19			
Dibromofluoromethane	1.00	103	80 - 120	6.46		6.4600	+/-1.0	*
LCS (9I16033-BS1)			Lab File ID: Q0916001.D		Analyzed: 09/16/09 09:51			
Dibromofluoromethane	1.00	106	80 - 120	6.46		6.4600	+/-1.0	*
Matrix Spike (9I16033-MS1)			Lab File ID: Q0916011.D		Analyzed: 09/16/09 15:06			
Dibromofluoromethane	1.00	113	80 - 120	6.46		6.4600	+/-1.0	*
Matrix Spike Dup (9I16033-MSD1)			Lab File ID: Q0916012.D		Analyzed: 09/16/09 15:38			
Dibromofluoromethane	1.00	113	80 - 120	6.46		6.4600	+/-1.0	*

SURROGATE STANDARD RECOVERY AND RT SUMMARY
EPA 8260B-SIM

Laboratory: TestAmerica Irvine
Client: TestAmerica North Canton
Sequence:
Matrix: Water

SDG: 9I04243
Project: MSA Groundwater Sampling
Instrument: gcms45
Calibration:

Surrogate Compound	Spike Level ug/l	% Recovery	Recovery Limits	RT	Calibration Mean RT	RT Diff	RT Diff Limit	Q
MSA-DMW6S-090309 (ISI1172-01)			Lab File ID: V0916011.D		Analyzed: 09/16/09 14:09			
Dibromofluoromethane	1.00	99	80 - 120	4.07		4.0700	+/-1.0	*
MSA-DMW6D-090309 (ISI1172-03)			Lab File ID: V0916013.D		Analyzed: 09/16/09 15:07			
Dibromofluoromethane	1.00	93	80 - 120	4.07		4.0700	+/-1.0	*
MSA-DMW2A-090309 (ISI1172-04)			Lab File ID: V0916014.D		Analyzed: 09/16/09 15:36			
Dibromofluoromethane	1.00	100	80 - 120	4.07		4.0700	+/-1.0	*
MSA-MW29D-090309 (ISI1172-06)			Lab File ID: V0916008.D		Analyzed: 09/16/09 12:42			
Dibromofluoromethane	1.00	94	80 - 120	4.07		4.0700	+/-1.0	*
MSA-DMW3I-090309 (ISI1172-07)			Lab File ID: V0916012.D		Analyzed: 09/16/09 14:38			
Dibromofluoromethane	1.00	96	80 - 120	4.07		4.0700	+/-1.0	*
MSA-DMW3S-090309 (ISI1172-08)			Lab File ID: V0916004.D		Analyzed: 09/16/09 11:15			
Dibromofluoromethane	1.00	91	80 - 120	4.07		4.0700	+/-1.0	*
MSA-DMW4S-090309 (ISI1172-09)			Lab File ID: V0916005.D		Analyzed: 09/16/09 11:44			
Dibromofluoromethane	1.00	95	80 - 120	4.07		4.0700	+/-1.0	*
MSA-DMW4D-090309 (ISI1172-10)			Lab File ID: V0916006.D		Analyzed: 09/16/09 12:13			
Dibromofluoromethane	1.00	97	80 - 120	4.07		4.0700	+/-1.0	*

SURROGATE STANDARD RECOVERY AND RT SUMMARY
EPA 8260B-SIM

Laboratory:	TestAmerica Irvine	SDG:	9I04243
Client:	TestAmerica North Canton	Project:	MSA Groundwater Sampling
Sequence:	IH91901	Instrument:	GCMS45
Matrix:	Water	Calibration:	I9H1901

Surrogate Compound	Spike Level ug/l	% Recovery	Recovery Limits	RT	Calibration Mean RT	RT Diff	RT Diff Limit	Q
Secondary Cal Check (IH91901-SCV1)			Lab File ID: V0819001.D		Analyzed: 08/19/09 11:44			
Dibromofluoromethane	1.00	89	0 - 200	4.07	4.09	-0.0200	+/-1.0	

SURROGATE STANDARD RECOVERY AND RT SUMMARY
EPA 8260B-SIM

Laboratory:	TestAmerica Irvine	SDG:	9I04243
Client:	TestAmerica North Canton	Project:	MSA Groundwater Sampling
Sequence:	II92805	Instrument:	GCMS45
Matrix:	Water	Calibration:	I9H1901

Surrogate Compound	Spike Level ug/l	% Recovery	Recovery Limits	RT	Calibration Mean RT	RT Diff	RT Diff Limit	Q
Blank (9I27008-BLK1)			Lab File ID: VBLK01.D		Analyzed: 09/16/09 09:19			
Dibromofluoromethane	1.00	88	80 - 120	4.07	4.09	-0.0200	+/-1.0	
LCS (9I27008-BS1)			Lab File ID: V0916001.D		Analyzed: 09/16/09 09:48			
Dibromofluoromethane	1.00	84	80 - 120	4.07	4.09	-0.0200	+/-1.0	
Matrix Spike (9I27008-MS1)			Lab File ID: V0916009.D		Analyzed: 09/16/09 13:11			
Dibromofluoromethane	1.00	93	80 - 120	4.07	4.09	-0.0200	+/-1.0	
Matrix Spike Dup (9I27008-MSD1)			Lab File ID: V0916010.D		Analyzed: 09/16/09 13:40			
Dibromofluoromethane	1.00	96	80 - 120	4.07	4.09	-0.0200	+/-1.0	
Calibration Check (II92805-CCV1)			Lab File ID: DIOX010A.D		Analyzed: 09/16/09 08:50			
Dibromofluoromethane	1.00	86	0 - 200	4.07	4.09	-0.0200	+/-1.0	
MSA-DMW6S-090309 (ISI1172-01)			Lab File ID: V0916011.D		Analyzed: 09/16/09 14:09			
Dibromofluoromethane	1.00	99	80 - 120	4.07	4.09	-0.0200	+/-1.0	
MSA-DMW6D-090309 (ISI1172-03)			Lab File ID: V0916013.D		Analyzed: 09/16/09 15:07			
Dibromofluoromethane	1.00	93	80 - 120	4.07	4.09	-0.0200	+/-1.0	
MSA-DMW2A-090309 (ISI1172-04)			Lab File ID: V0916014.D		Analyzed: 09/16/09 15:36			
Dibromofluoromethane	1.00	100	80 - 120	4.07	4.09	-0.0200	+/-1.0	
MSA-MW29D-090309 (ISI1172-06)			Lab File ID: V0916008.D		Analyzed: 09/16/09 12:42			
Dibromofluoromethane	1.00	94	80 - 120	4.07	4.09	-0.0200	+/-1.0	
MSA-DMW3I-090309 (ISI1172-07)			Lab File ID: V0916012.D		Analyzed: 09/16/09 14:38			
Dibromofluoromethane	1.00	96	80 - 120	4.07	4.09	-0.0200	+/-1.0	
MSA-DMW3S-090309 (ISI1172-08)			Lab File ID: V0916004.D		Analyzed: 09/16/09 11:15			
Dibromofluoromethane	1.00	91	80 - 120	4.07	4.09	-0.0200	+/-1.0	
MSA-DMW4S-090309 (ISI1172-09)			Lab File ID: V0916005.D		Analyzed: 09/16/09 11:44			
Dibromofluoromethane	1.00	95	80 - 120	4.07	4.09	-0.0200	+/-1.0	
MSA-DMW4D-090309 (ISI1172-10)			Lab File ID: V0916006.D		Analyzed: 09/16/09 12:13			
Dibromofluoromethane	1.00	97	80 - 120	4.07	4.09	-0.0200	+/-1.0	

INTERNAL STANDARD AREA AND RT SUMMARY

EPA 8260B-SIM

Laboratory:	TestAmerica Irvine	SDG:	9I04243
Client:	TestAmerica North Canton	Project:	MSA Groundwater Sampling
Sequence:	II92902	Instrument:	GCMS33
Matrix:	Water	Calibration:	I9I2902

Internal Standard	Response	RT	Reference Response	Reference RT	Area %	Area % Limits	RT Diff	RT Diff Limit	Q
Cal Standard (II92902-CAL1)			Lab File ID: daprtmth-002			Analyzed: 09/03/09 13:46			
1,4-Dioxane-d8 (IS)	12216	7.95	12519	7.95	98	50 - 200	0.0000	+/-0.50	
Pentafluorobenzene	98380	6.68	95919	6.68	103	50 - 200	0.0000	+/-0.50	
Cal Standard (II92902-CAL2)			Lab File ID: daprtmth-003			Analyzed: 09/03/09 14:18			
1,4-Dioxane-d8 (IS)	12519	7.95	12519	7.95	100	50 - 200	0.0000	+/-0.50	
Pentafluorobenzene	95919	6.68	95919	6.68	100	50 - 200	0.0000	+/-0.50	
Cal Standard (II92902-CAL3)			Lab File ID: daprtmth-004			Analyzed: 09/03/09 14:49			
1,4-Dioxane-d8 (IS)	13801	7.95	12519	7.95	110	50 - 200	0.0000	+/-0.50	
Pentafluorobenzene	100664	6.68	95919	6.68	105	50 - 200	0.0000	+/-0.50	
Cal Standard (II92902-CAL4)			Lab File ID: daprtmth-005			Analyzed: 09/03/09 15:21			
1,4-Dioxane-d8 (IS)	10657	7.95	12519	7.95	85	50 - 200	0.0000	+/-0.50	
Pentafluorobenzene	99202	6.68	95919	6.68	103	50 - 200	0.0000	+/-0.50	
Cal Standard (II92902-CAL5)			Lab File ID: daprtmth-006			Analyzed: 09/03/09 15:52			
1,4-Dioxane-d8 (IS)	9413	7.95	12519	7.95	75	50 - 200	0.0000	+/-0.50	
Pentafluorobenzene	99654	6.68	95919	6.68	104	50 - 200	0.0000	+/-0.50	
Secondary Cal Check (II92902-SCV1)			Lab File ID: Q0911001.D			Analyzed: 09/11/09 09:22			
1,4-Dioxane-d8 (IS)	10857	7.96	12519	7.95	87	50 - 200	0.0100	+/-0.50	
Pentafluorobenzene	92466	6.69	95919	6.68	96	50 - 200	0.0100	+/-0.50	

INTERNAL STANDARD AREA AND RT SUMMARY

EPA 8260B-SIM

Laboratory:	TestAmerica Irvine	SDG:	9I04243
Client:	TestAmerica North Canton	Project:	MSA Groundwater Sampling
Sequence:	II92907	Instrument:	GCMS33
Matrix:	Water	Calibration:	I9I2902

Internal Standard	Response	RT	Reference Response	Reference RT	Area %	Area % Limits	RT Diff	RT Diff Limit	Q
Calibration Check (II92907-CCV1)			Lab File ID: DIOX010A.D			Analyzed: 09/16/09 08:47			
1,4-Dioxane-d8 (IS)	11272	7.96				50 - 200		+/-0.50	
Pentafluorobenzene	86227	6.69				50 - 200		+/-0.50	
Blank (9I16040-BLK1)			Lab File ID: VBLK01.D			Analyzed: 09/16/09 09:19			
1,4-Dioxane-d8 (IS)	10253	7.96	11272	7.96	91	50 - 200	0.0000	+/-0.50	
Pentafluorobenzene	82822	6.69	86227	6.69	96	50 - 200	0.0000	+/-0.50	
LCS (9I16040-BS1)			Lab File ID: Q0916001.D			Analyzed: 09/16/09 09:51			
1,4-Dioxane-d8 (IS)	10035	7.95	11272	7.96	89	50 - 200	-0.0100	+/-0.50	
Pentafluorobenzene	82713	6.69	86227	6.69	96	50 - 200	0.0000	+/-0.50	
MSA-DMW10S-090409 (ISI1161-01)			Lab File ID: Q0916007.D			Analyzed: 09/16/09 13:00			
1,4-Dioxane-d8 (IS)	8483	7.96	11272	7.96	75	50 - 200	0.0000	+/-0.50	
Pentafluorobenzene	71647	6.69	86227	6.69	83	50 - 200	0.0000	+/-0.50	
MSA-DMW1B-090409 (ISI1161-03)			Lab File ID: Q0916009.D			Analyzed: 09/16/09 14:03			
1,4-Dioxane-d8 (IS)	7613	7.96	11272	7.96	68	50 - 200	0.0000	+/-0.50	
Pentafluorobenzene	71535	6.69	86227	6.69	83	50 - 200	0.0000	+/-0.50	
Matrix Spike (9I16040-MS1)			Lab File ID: Q0916011.D			Analyzed: 09/16/09 15:06			
1,4-Dioxane-d8 (IS)	9000	7.96	11272	7.96	80	50 - 200	0.0000	+/-0.50	
Pentafluorobenzene	79303	6.69	86227	6.69	92	50 - 200	0.0000	+/-0.50	
Matrix Spike Dup (9I16040-MSD1)			Lab File ID: Q0916012.D			Analyzed: 09/16/09 15:38			
1,4-Dioxane-d8 (IS)	8115	7.96	11272	7.96	72	50 - 200	0.0000	+/-0.50	
Pentafluorobenzene	73821	6.69	86227	6.69	86	50 - 200	0.0000	+/-0.50	
MSA-DMW1A-090409 (ISI1161-02)			Lab File ID: Q0916013.D			Analyzed: 09/16/09 16:09			
1,4-Dioxane-d8 (IS)	7188	7.96	11272	7.96	64	50 - 200	0.0000	+/-0.50	
Pentafluorobenzene	65538	6.69	86227	6.69	76	50 - 200	0.0000	+/-0.50	

INTERNAL STANDARD AREA AND RT SUMMARY

EPA 8260B-SIM

Laboratory:	TestAmerica Irvine	SDG:	9I04243
Client:	TestAmerica North Canton	Project:	MSA Groundwater Sampling
Sequence:	IH91901	Instrument:	GCMS45
Matrix:	Water	Calibration:	I9H1901

Internal Standard	Response	RT	Reference Response	Reference RT	Area %	Area % Limits	RT Diff	RT Diff Limit	Q
Cal Standard (IH91901-CAL1)			Lab File ID: daprtmth-001			Analyzed: 08/17/09 14:21			
1,4-Dioxane-d8 (IS)	11493	5.74	12308	5.74	93	50 - 200	0.0000	+/-0.50	
Pentafluorobenzene	108363	4.54	109369	4.54	99	50 - 200	0.0000	+/-0.50	
Cal Standard (IH91901-CAL2)			Lab File ID: daprtmth-002			Analyzed: 08/17/09 14:50			
1,4-Dioxane-d8 (IS)	10287	5.74	12308	5.74	84	50 - 200	0.0000	+/-0.50	
Pentafluorobenzene	112734	4.54	109369	4.54	103	50 - 200	0.0000	+/-0.50	
Cal Standard (IH91901-CAL3)			Lab File ID: daprtmth-003			Analyzed: 08/17/09 15:19			
1,4-Dioxane-d8 (IS)	11665	5.74	12308	5.74	95	50 - 200	0.0000	+/-0.50	
Pentafluorobenzene	88735	4.54	109369	4.54	81	50 - 200	0.0000	+/-0.50	
Cal Standard (IH91901-CAL4)			Lab File ID: daprtmth-004			Analyzed: 08/17/09 15:48			
1,4-Dioxane-d8 (IS)	12308	5.74	12308	5.74	100	50 - 200	0.0000	+/-0.50	
Pentafluorobenzene	109369	4.54	109369	4.54	100	50 - 200	0.0000	+/-0.50	
Cal Standard (IH91901-CAL5)			Lab File ID: daprtmth-005			Analyzed: 08/17/09 16:17			
1,4-Dioxane-d8 (IS)	12239	5.74	12308	5.74	99	50 - 200	0.0000	+/-0.50	
Pentafluorobenzene	101073	4.54	109369	4.54	92	50 - 200	0.0000	+/-0.50	
Cal Standard (IH91901-CAL6)			Lab File ID: daprtmth-006			Analyzed: 08/17/09 16:46			
1,4-Dioxane-d8 (IS)	10438	5.74	12308	5.74	85	50 - 200	0.0000	+/-0.50	
Pentafluorobenzene	114638	4.54	109369	4.54	105	50 - 200	0.0000	+/-0.50	
Cal Standard (IH91901-CAL7)			Lab File ID: daprtmth-007			Analyzed: 08/17/09 17:15			
1,4-Dioxane-d8 (IS)	10121	5.74	12308	5.74	82	50 - 200	0.0000	+/-0.50	
Pentafluorobenzene	90227	4.54	109369	4.54	82	50 - 200	0.0000	+/-0.50	
Cal Standard (IH91901-CAL8)			Lab File ID: daprtmth-008			Analyzed: 08/17/09 17:44			
1,4-Dioxane-d8 (IS)	11345	5.74	12308	5.74	92	50 - 200	0.0000	+/-0.50	
Pentafluorobenzene	105390	4.54	109369	4.54	96	50 - 200	0.0000	+/-0.50	
Secondary Cal Check (IH91901-SCV1)			Lab File ID: V0819001.D			Analyzed: 08/19/09 11:44			
1,4-Dioxane-d8 (IS)	11038	5.73	12308	5.74	90	50 - 200	-0.0100	+/-0.50	
Pentafluorobenzene	115069	4.52	109369	4.54	105	50 - 200	-0.0200	+/-0.50	

INTERNAL STANDARD AREA AND RT SUMMARY

EPA 8260B-SIM

Laboratory:	TestAmerica Irvine	SDG:	9I04243
Client:	TestAmerica North Canton	Project:	MSA Groundwater Sampling
Sequence:	II92805	Instrument:	GCMS45
Matrix:	Water	Calibration:	I9H1901

Internal Standard	Response	RT	Reference Response	Reference RT	Area %	Area % Limits	RT Diff	RT Diff Limit	Q
Calibration Check (II92805-CCV1)			Lab File ID: DIOX010A.D			Analyzed: 09/16/09 08:50			
1,4-Dioxane-d8 (IS)	13481	5.73				50 - 200		+/-0.50	
Pentafluorobenzene	129989	4.52				50 - 200		+/-0.50	
Blank (9I27008-BLK1)			Lab File ID: VBLK01.D			Analyzed: 09/16/09 09:19			
1,4-Dioxane-d8 (IS)	11117	5.73	13481	5.73	82	50 - 200	0.0000	+/-0.50	
Pentafluorobenzene	119248	4.52	129989	4.52	92	50 - 200	0.0000	+/-0.50	
LCS (9I27008-BS1)			Lab File ID: V0916001.D			Analyzed: 09/16/09 09:48			
1,4-Dioxane-d8 (IS)	13195	5.73	13481	5.73	98	50 - 200	0.0000	+/-0.50	
Pentafluorobenzene	121934	4.52	129989	4.52	94	50 - 200	0.0000	+/-0.50	
MSA-DMW3S-090309 (ISI1172-08)			Lab File ID: V0916004.D			Analyzed: 09/16/09 11:15			
1,4-Dioxane-d8 (IS)	16086	5.73	13481	5.73	119	50 - 200	0.0000	+/-0.50	
Pentafluorobenzene	148712	4.52	129989	4.52	114	50 - 200	0.0000	+/-0.50	
MSA-DMW4S-090309 (ISI1172-09)			Lab File ID: V0916005.D			Analyzed: 09/16/09 11:44			
1,4-Dioxane-d8 (IS)	16731	5.73	13481	5.73	124	50 - 200	0.0000	+/-0.50	
Pentafluorobenzene	129920	4.52	129989	4.52	100	50 - 200	0.0000	+/-0.50	
MSA-DMW4D-090309 (ISI1172-10)			Lab File ID: V0916006.D			Analyzed: 09/16/09 12:13			
1,4-Dioxane-d8 (IS)	14880	5.73	13481	5.73	110	50 - 200	0.0000	+/-0.50	
Pentafluorobenzene	129578	4.52	129989	4.52	100	50 - 200	0.0000	+/-0.50	
MSA-MW29D-090309 (ISI1172-06)			Lab File ID: V0916008.D			Analyzed: 09/16/09 12:42			
1,4-Dioxane-d8 (IS)	13747	5.73	13481	5.73	102	50 - 200	0.0000	+/-0.50	
Pentafluorobenzene	140735	4.52	129989	4.52	108	50 - 200	0.0000	+/-0.50	
Matrix Spike (9I27008-MS1)			Lab File ID: V0916009.D			Analyzed: 09/16/09 13:11			
1,4-Dioxane-d8 (IS)	13441	5.73	13481	5.73	100	50 - 200	0.0000	+/-0.50	
Pentafluorobenzene	132030	4.52	129989	4.52	102	50 - 200	0.0000	+/-0.50	
Matrix Spike Dup (9I27008-MSD1)			Lab File ID: V0916010.D			Analyzed: 09/16/09 13:40			
1,4-Dioxane-d8 (IS)	16351	5.73	13481	5.73	121	50 - 200	0.0000	+/-0.50	
Pentafluorobenzene	143148	4.52	129989	4.52	110	50 - 200	0.0000	+/-0.50	
MSA-DMW6S-090309 (ISI1172-01)			Lab File ID: V0916011.D			Analyzed: 09/16/09 14:09			
1,4-Dioxane-d8 (IS)	14418	5.73	13481	5.73	107	50 - 200	0.0000	+/-0.50	
Pentafluorobenzene	136896	4.52	129989	4.52	105	50 - 200	0.0000	+/-0.50	
MSA-DMW3I-090309 (ISI1172-07)			Lab File ID: V0916012.D			Analyzed: 09/16/09 14:38			
1,4-Dioxane-d8 (IS)	15070	5.73	13481	5.73	112	50 - 200	0.0000	+/-0.50	
Pentafluorobenzene	114813	4.52	129989	4.52	88	50 - 200	0.0000	+/-0.50	

INTERNAL STANDARD AREA AND RT SUMMARY

EPA 8260B-SIM

Laboratory:	TestAmerica Irvine	SDG:	9I04243
Client:	TestAmerica North Canton	Project:	MSA Groundwater Sampling
Sequence:	II92805	Instrument:	GCMS45
Matrix:	Water	Calibration:	I9H1901

Internal Standard	Response	RT	Reference Response	Reference RT	Area %	Area % Limits	RT Diff	RT Diff Limit	Q
MSA-DMW6D-090309 (ISI1172-03)			Lab File ID: V0916013.D			Analyzed: 09/16/09 15:07			
1,4-Dioxane-d8 (IS)	13015	5.73	13481	5.73	97	50 - 200	0.0000	+/-0.50	
Pentafluorobenzene	128549	4.52	129989	4.52	99	50 - 200	0.0000	+/-0.50	
MSA-DMW2A-090309 (ISI1172-04)			Lab File ID: V0916014.D			Analyzed: 09/16/09 15:36			
1,4-Dioxane-d8 (IS)	16373	5.73	13481	5.73	121	50 - 200	0.0000	+/-0.50	
Pentafluorobenzene	128596	4.52	129989	4.52	99	50 - 200	0.0000	+/-0.50	

INTERNAL STANDARD AREA AND RT SUMMARY

EPA 8260B-SIM

Laboratory:	TestAmerica Irvine	SDG:	9I04243
Client:	TestAmerica North Canton	Project:	MSA Groundwater Sampling
Sequence:	II92902	Instrument:	GCMS33
Matrix:	Water	Calibration:	I9I2902

Internal Standard	Response	RT	Reference Response	Reference RT	Area %	Area % Limits	RT Diff	RT Diff Limit	Q
Cal Standard (II92902-CAL1)			Lab File ID: daprtmth-002			Analyzed: 09/03/09 13:46			
1,4-Dioxane-d8 (IS)	12216	7.95	12519	7.95	98	50 - 200	0.0000	+/-0.50	
Pentafluorobenzene	98380	6.68	95919	6.68	103	50 - 200	0.0000	+/-0.50	
Cal Standard (II92902-CAL2)			Lab File ID: daprtmth-003			Analyzed: 09/03/09 14:18			
1,4-Dioxane-d8 (IS)	12519	7.95	12519	7.95	100	50 - 200	0.0000	+/-0.50	
Pentafluorobenzene	95919	6.68	95919	6.68	100	50 - 200	0.0000	+/-0.50	
Cal Standard (II92902-CAL3)			Lab File ID: daprtmth-004			Analyzed: 09/03/09 14:49			
1,4-Dioxane-d8 (IS)	13801	7.95	12519	7.95	110	50 - 200	0.0000	+/-0.50	
Pentafluorobenzene	100664	6.68	95919	6.68	105	50 - 200	0.0000	+/-0.50	
Cal Standard (II92902-CAL4)			Lab File ID: daprtmth-005			Analyzed: 09/03/09 15:21			
1,4-Dioxane-d8 (IS)	10657	7.95	12519	7.95	85	50 - 200	0.0000	+/-0.50	
Pentafluorobenzene	99202	6.68	95919	6.68	103	50 - 200	0.0000	+/-0.50	
Cal Standard (II92902-CAL5)			Lab File ID: daprtmth-006			Analyzed: 09/03/09 15:52			
1,4-Dioxane-d8 (IS)	9413	7.95	12519	7.95	75	50 - 200	0.0000	+/-0.50	
Pentafluorobenzene	99654	6.68	95919	6.68	104	50 - 200	0.0000	+/-0.50	
Secondary Cal Check (II92902-SCV1)			Lab File ID: Q0911001.D			Analyzed: 09/11/09 09:22			
1,4-Dioxane-d8 (IS)	10857	7.96	12519	7.95	87	50 - 200	0.0100	+/-0.50	
Pentafluorobenzene	92466	6.69	95919	6.68	96	50 - 200	0.0100	+/-0.50	

INTERNAL STANDARD AREA AND RT SUMMARY

EPA 8260B-SIM

Laboratory:	TestAmerica Irvine	SDG:	9I04243
Client:	TestAmerica North Canton	Project:	MSA Groundwater Sampling
Sequence:	II92907	Instrument:	GCMS33
Matrix:	Water	Calibration:	I9I2902

Internal Standard	Response	RT	Reference Response	Reference RT	Area %	Area % Limits	RT Diff	RT Diff Limit	Q
Calibration Check (II92907-CCV1)			Lab File ID: DIOX010A.D			Analyzed: 09/16/09 08:47			
1,4-Dioxane-d8 (IS)	11272	7.96				50 - 200		+/-0.50	
Pentafluorobenzene	86227	6.69				50 - 200		+/-0.50	
Blank (9I16040-BLK1)			Lab File ID: VBLK01.D			Analyzed: 09/16/09 09:19			
1,4-Dioxane-d8 (IS)	10253	7.96	11272	7.96	91	50 - 200	0.0000	+/-0.50	
Pentafluorobenzene	82822	6.69	86227	6.69	96	50 - 200	0.0000	+/-0.50	
LCS (9I16040-BS1)			Lab File ID: Q0916001.D			Analyzed: 09/16/09 09:51			
1,4-Dioxane-d8 (IS)	10035	7.95	11272	7.96	89	50 - 200	-0.0100	+/-0.50	
Pentafluorobenzene	82713	6.69	86227	6.69	96	50 - 200	0.0000	+/-0.50	
MSA-DMW5S-090309 (ISI1172-05)			Lab File ID: Q0916006.D			Analyzed: 09/16/09 12:28			
1,4-Dioxane-d8 (IS)	8743	7.95	11272	7.96	78	50 - 200	-0.0100	+/-0.50	
Pentafluorobenzene	76163	6.69	86227	6.69	88	50 - 200	0.0000	+/-0.50	
MSA-DMW6I-090309 (ISI1172-02)			Lab File ID: Q0916010.D			Analyzed: 09/16/09 14:35			
1,4-Dioxane-d8 (IS)	9712	7.96	11272	7.96	86	50 - 200	0.0000	+/-0.50	
Pentafluorobenzene	79223	6.69	86227	6.69	92	50 - 200	0.0000	+/-0.50	
Matrix Spike (9I16040-MS1)			Lab File ID: Q0916011.D			Analyzed: 09/16/09 15:06			
1,4-Dioxane-d8 (IS)	9000	7.96	11272	7.96	80	50 - 200	0.0000	+/-0.50	
Pentafluorobenzene	79303	6.69	86227	6.69	92	50 - 200	0.0000	+/-0.50	
Matrix Spike Dup (9I16040-MSD1)			Lab File ID: Q0916012.D			Analyzed: 09/16/09 15:38			
1,4-Dioxane-d8 (IS)	8115	7.96	11272	7.96	72	50 - 200	0.0000	+/-0.50	
Pentafluorobenzene	73821	6.69	86227	6.69	86	50 - 200	0.0000	+/-0.50	

EPA 8260B-SIM

Laboratory: TestAmerica Irvine
SDG: 9I04243
Client: TestAmerica North Canton
Project: MSA Groundwater Sampling
Calibration: I9I2902
Laboratory ID: II92902-SCV1
Sequence: II92902
Standard ID: 9090841

ANALYTE	EXPECTED (ug/l)	FOUND (ug/l)	% DRIFT	QC LIMIT
1,4-Dioxane	10.0	10.3	2.9	20.00
Dibromofluoromethane	1.00	1.11	11.0	
Pentafluorobenzene	1.00	1.00	0.0	

* Values outside of QC limits

port Date : 06-Jul-2009 16:18

TestAmerica North Canton

INITIAL CALIBRATION DATA

art Cal Date : 06-JUL-2009 11:12
d Cal Date : 06-JUL-2009 14:42
ant Method : ESTD
rget Version : 4.14
tegrator : Falcon
thod file : \\cansvr11\dd\chem\GCV\afid.i\A90706.b\A8015B.m
st Edit : 06-Jul-2009 15:15 fausnigb

libration File Names:
vel 1: \\cansvr11\dd\chem\GCV\afid.i\A90706.b\AF070603.D
vel 2: \\cansvr11\dd\chem\GCV\afid.i\A90706.b\AF070604.D
vel 3: \\cansvr11\dd\chem\GCV\afid.i\A90706.b\AF070605.D
vel 4: \\cansvr11\dd\chem\GCV\afid.i\A90706.b\AF070606.D
vel 5: \\cansvr11\dd\chem\GCV\afid.i\A90706.b\AF070607.D
vel 6: \\cansvr11\dd\chem\GCV\afid.i\A90706.b\AF070608.D
vel 7: \\cansvr11\dd\chem\GCV\afid.i\A90706.b\AF070609.D

Compound	250.0000 Level 1	500.0000 Level 2	1000.0000 Level 3	2000.0000 Level 4	4000.0000 Level 5	5000.0000 Level 6	Curve	Coefficients b	m1	m2	%RSD or R^2	
	8000.0000 Level 7											
1 2-Methyl Pentane	+++++	+++++	+++++	+++++	+++++	+++++						
	+++++						QUAD	0.000e+000	0.000e+000	0.000e+000	0.000e+000	<-
2 TPH-1	46113	43502	43761	44602	47255	46111						
	46377						AVRG		45389		3.15852	
3 Fluorobenzene (IS)	4211000	4217874	4588856	5444788	4879706	5229754						
	+++++						QUAD	50.00000	0.000e+000	0.000e+000	0.000e+000	<-
4 TPH-2	36554	33113	37252	37213	42449	39244						
	37916						AVRG		37677		7.48922	

port Date : 06-Jul-2009 16:18

TestAmerica North Canton

INITIAL CALIBRATION DATA

art Cal Date : 06-JUL-2009 11:12
d Cal Date : 06-JUL-2009 14:42
ant Method : ESTD
rget Version : 4.14
tegrator : Falcon
thod file : \\cansvr11\dd\chem\GCV\afid.i\A90706.b\A8015B.m
st Edit : 06-Jul-2009 15:15 fausnigb

Compound	250.0000 Level 1	500.0000 Level 2	1000.0000 Level 3	2000.0000 Level 4	4000.0000 Level 5	5000.0000 Level 6	Curve	Coefficients b	m1	m2	%RSD or R^2	
	8000.0000 Level 7											
6 Total TPH	41094	37308	38811	39427	43223	40359						
	39286						AVRG		39929		4.70550	✓
7 TPH-3	39341	34909	36596	37208	41336	37669						
	35968						AVRG		37575		5.75497	
8 1,2,4-Trimethylbenzene	+++++	+++++	+++++	+++++	+++++	+++++						
	+++++						QUAD	0.000e+000	0.000e+000	0.000e+000	0.000e+000	<-
9 N-Dodecane	+++++	+++++	+++++	+++++	+++++	+++++						
	+++++						QUAD	0.000e+000	0.000e+000	0.000e+000	0.000e+000	<-
5 TFT (Surrogate)	34593	35131	38383	39965	42460	42122						
	40449						AVRG		39015		8.07322	✓

port Date : 06-Jul-2009 16:18

TestAmerica North Canton

INITIAL CALIBRATION DATA

art Cal Date : 06-JUL-2009 11:12
d Cal Date : 06-JUL-2009 14:42
ant Method : ESTD
rget Version : 4.14
tegrator : Falcon
thod file : \\cansvr11\dd\chem\GCV\afid.i\A90706.b\A8015B.m
st Edit : 06-Jul-2009 15:15 fausnigb

erage %RSD Results.
lculated Average %RSD = 5.83629
ximun Average %RSD = 20.00000
Passed Average %RSD Test.

urve	Formula	Units
veraged	Amt = Rsp/m1	Response
iad	Amt = b + m1*Rsp + m2*Rsp^2	Response

TestAmerica North Canton

CONTINUING CALIBRATION COMPOUNDS

Instrument ID: afid.i Injection Date: 09-SEP-2009 09:54
Lab File ID: AF090902.D Init. Cal. Date(s): 06-JUL-2009 06-JUL-2009
Analysis Type: WATER Init. Cal. Times: 11:12 14:42
Lab Sample ID: GAS CAL Quant Type: ESTD
Method: \\cansvr11\dd\chem\GCV\afid.i\A90909.b\A8015B.m

COMPOUND	RRF / AMOUNT	RF1000	CCAL RRF1000	MIN RRF	%D / %DRIFT	MAX %D / %DRIFT	CURVE TYPE	
S 6 Total TPH	39929	40039	40039	0.010	-0.27376	15.00000	Averaged	
S 2 TPH-1	45389	51701	51701	0.010	-13.90685	15.00000	Averaged	
3 Fluorobenzene (IS)	50.00000	50.00000	83187	0.010	0.000e+000	15.00000	Quadratic	
S 4 TPH-2	37677	39217	39217	0.010	-4.08641	15.00000	Averaged	
S 5 TFT (Surrogate)	39015	27053	27053	0.010	30.65822	15.00000	Averaged	<-
S 7 TPH-3	37575	34345	34345	0.010	8.59736	15.00000	Averaged	

Average %D / Drift Results.

Calculated Average %D/Drift = 11.50452
Maximun Average %D/Drift = 15.00000
* Passed Average %D/Drift Test.

Opening CCV
MSA-DMW6S-090309
MSA-DMW5S-090309
MSA-DMW3S-090309
MSA-DMW10S-090909

TestAmerica North Canton

CONTINUING CALIBRATION COMPOUNDS

Instrument ID: afid.i Injection Date: 09-SEP-2009 16:45
Lab File ID: AF090913.D Init. Cal. Date(s): 06-JUL-2009 06-JUL-2009
Analysis Type: WATER Init. Cal. Times: 11:12 14:42
Lab Sample ID: GAS CAL Quant Type: ESTD
Method: \\cansvr11\dd\chem\GCV\afid.i\A90909.b\A8015B.m

COMPOUND	RRF / AMOUNT	RF1000	CCAL RRF1000	MIN RRF	%D / %DRIFT	MAX %D / %DRIFT	CURVE TYPE	
S 6 Total TPH	39929	36512	36512	0.010	8.55772	15.00000	Averaged	
S 2 TPH-1	45389	44634	44634	0.010	1.66213	15.00000	Averaged	
3 Fluorobenzene (IS)	50.00000	50.00000	84954	0.010	0.000e+000	15.00000	Quadratic	
S 4 TPH-2	37677	36485	36485	0.010	3.16502	15.00000	Averaged	
S 5 TFT (Surrogate)	39015	27321	27321	0.010	29.97222	15.00000	Averaged	<-
S 7 TPH-3	37575	32456	32456	0.010	13.62364	15.00000	Averaged	

Average %D / Drift Results.

Calculated Average %D/Drift = 11.39615
Maximun Average %D/Drift = 15.00000
* Passed Average %D/Drift Test.

Closing CCV
MSA-DMW65-090309
MSA-DMW55-090309
MSA-DMW35-090309
MSA-DMW105-090409

TestAmerica North Canton

CONTINUING CALIBRATION COMPOUNDS

Instrument ID: afid.i Injection Date: 11-SEP-2009 10:21
Lab File ID: AF091102.D Init. Cal. Date(s): 06-JUL-2009 06-JUL-2009
Analysis Type: WATER Init. Cal. Times: 11:12 14:42
Lab Sample ID: GAS CAL Quant Type: ESTD
Method: \\cansvr11\dd\chem\GCV\afid.i\A90911.b\A8015B.m

COMPOUND	RRF / AMOUNT	RF1000	CCAL RRF1000	MIN RRF	%D / %DRIFT	MAX %D / %DRIFT	CURVE TYPE	
S 6 Total TPH	39929	39592	39592	0.010	0.84488	15.00000	Averaged	
S 2 TPH-1	45389	50505	50505	0.010	-11.27146	15.00000	Averaged	
3 Fluorobenzene (IS)	50.00000	50.00000	89469	0.010	0.000e+000	15.00000	Quadratic	
S 4 TPH-2	37677	39459	39459	0.010	-4.72943	15.00000	Averaged	
S 5 TFT (Surrogate)	39015	28172	28172	0.010	27.79065	15.00000	Averaged	<-
S 7 TPH-3	37575	34158	34158	0.010	9.09431	15.00000	Averaged	

Average %D / Drift Results.

Calculated Average %D/Drift = 10.74615
Maximun Average %D/Drift = 15.00000
* Passed Average %D/Drift Test.

Opening CCV
MSA-DMW45-090309

TestAmerica North Canton

CONTINUING CALIBRATION COMPOUNDS

Instrument ID: afid.i Injection Date: 11-SEP-2009 22:38
Lab File ID: AF091123.D Init. Cal. Date(s): 06-JUL-2009 06-JUL-2009
Analysis Type: WATER Init. Cal. Times: 11:12 14:42
Lab Sample ID: GAS CAL Quant Type: ESTD
Method: \\cansvr11\dd\chem\GCV\afid.i\A90911.b\A8015B.m

COMPOUND	RRF / AMOUNT	RF1000	CCAL RRF1000	MIN RRF	%D / %DRIFT	MAX %D / %DRIFT	CURVE TYPE	
S 6 Total TPH	39929	35120	35120	0.010	12.04508	15.00000	Averaged	
S 2 TPH-1	45389	42242	42242	0.010	6.93182	15.00000	Averaged	
3 Fluorobenzene (IS)	50.00000	50.00000	91178	0.010	0.000e+000	15.00000	Quadratic	
S 4 TPH-2	37677	34578	34578	0.010	8.22536	15.00000	Averaged	
S 5 TFT (Surrogate)	39015	28215	28215	0.010	27.68149	15.00000	Averaged	<-
S 7 TPH-3	37575	31649	31649	0.010	15.77168	15.00000	Averaged	<-

Average %D / Drift Results.

Calculated Average %D/Drift = 14.13108
Maximun Average %D/Drift = 15.00000
* Passed Average %D/Drift Test.

Closing CCV
MSA-DMW45-090309

SW846 8015B METHOD BLANK SUMMARY

BLANK WORKORDER NO.: LKQJ91AA

Lab Name: TestAmerica Laboratories, Inc.

Lab Code: TALCAN

SDG Number:9I04243

Lab File ID: AF091107.

Lot Number: A9I040243

Date Analyzed: 09/11/09

Time Analyzed: 13:18

Matrix: WATER

Date Extracted:09/11/09

GC Column: 502.2 ID: .53

Extraction Method: 5030

Instrument ID: A

Level:(low/med) LOW

THIS METHOD BLANK APPLIES TO THE FOLLOWING SAMPLES, LCS, LCSD, MS , MSD:

	CLIENT ID.	SAMPLE WORK ORDER #	LAB FILE ID	DATE ANALYZED	TIME ANALYZED
01	MSA-DMW4S-090309	LKDK11C0	AF091110.	09/11/09	15:04
02	MSA-DMW4S-090309	LKDK11DT S	AF091118.	09/11/09	19:44
03	MSA-DMW4S-090309	LKDK11DU D	AF091119.	09/11/09	20:19
04	CHECK SAMPLE	LKQJ91AC C	AF091103.	09/11/09	10:56
05	DUPLICATE CHECK	LKQJ91AD L	AF091104.	09/11/09	11:32
06					
07					
08					
09					
10					
11					
12					
13					
14					
15					
16					
17					
18					
19					
20					
21					
22					
23					
24					
25					
26					
27					
28					
29					
30					

COMMENTS:

METHOD BLANK REPORT

GC Volatiles

Client Lot #...: 9I04243 **Work Order #...:** LKQJ91AA **Matrix.....:** WATER
MB Lot-Sample #: A9I140000-116

Prep Date.....: 09/11/09 **Final Wgt/Vol..:** 5 mL
Analysis Date..: 09/11/09 **Prep Batch #...:** 9257116
Dilution Factor: 1 **Initial Wgt/Vol:** 5 mL

PARAMETER	RESULT	REPORTING LIMIT	UNITS	METHOD
TPH (as Gasoline)	ND	100	ug/L	SW846 8015B

SURROGATE	PERCENT RECOVERY	RECOVERY LIMITS
Trifluorotoluene	114	(10 - 150)

NOTE(S):

Calculations are performed before rounding to avoid round-off errors in calculated results.

SW846 8015B METHOD BLANK SUMMARY

BLANK WORKORDER NO.: LKJGR1AA

Lab Name: TestAmerica Laboratories, Inc.

Lab Code: TALCAN

SDG Number:9I04243

Lab File ID: AF090905.

Lot Number: A9I040243

Date Analyzed: 09/09/09

Time Analyzed: 11:40

Matrix: WATER

Date Extracted:09/09/09

GC Column: 502.2 ID: .53

Extraction Method: 5030

Instrument ID: A

Level:(low/med) LOW

THIS METHOD BLANK APPLIES TO THE FOLLOWING SAMPLES, LCS, LCSD, MS , MSD:

	CLIENT ID.	SAMPLE WORK ORDER #	LAB FILE ID	DATE ANALYZED	TIME ANALYZED
01	MSA-DMW6S-090309	LKDGK1CN	AF090907.	09/09/09	13:10
02	MSA-DMW5S-090309	LKDKF1CN	AF090908.	09/09/09	13:46
03	MSA-DMW3S-090309	LKDK01CN	AF090909.	09/09/09	14:22
04	CHECK SAMPLE	LKJGR1AC C	AF090903.	09/09/09	10:29
05	DUPLICATE CHECK	LKJGR1AD L	AF090904.	09/09/09	11:04
06					
07					
08					
09					
10					
11					
12					
13					
14					
15					
16					
17					
18					
19					
20					
21					
22					
23					
24					
25					
26					
27					
28					
29					
30					

COMMENTS:

FORM IV

SW846 8015B METHOD BLANK SUMMARY

BLANK WORKORDER NO.: LKJGR1AA

Lab Name: TestAmerica Laboratories, Inc.

Lab Code: TALCAN

SDG Number:9I04243

Lab File ID: AF090905.

Lot Number: A9I050193

Date Analyzed: 09/09/09

Time Analyzed: 11:40

Matrix: WATER

Date Extracted:09/09/09

GC Column: 502.2 ID: .53

Extraction Method: 5030

Instrument ID: A

Level:(low/med) LOW

THIS METHOD BLANK APPLIES TO THE FOLLOWING SAMPLES, LCS, LCSD, MS , MSD:

	CLIENT ID.	SAMPLE WORK ORDER #	LAB FILE ID	DATE ANALYZED	TIME ANALYZED
01	MSA-DMW10S-090409	LKE181CN	AF090906.	09/09/09	12:36
02	CHECK SAMPLE	LKJGR1AC C	AF090903.	09/09/09	10:29
03	DUPLICATE CHECK	LKJGR1AD L	AF090904.	09/09/09	11:04
04					
05					
06					
07					
08					
09					
10					
11					
12					
13					
14					
15					
16					
17					
18					
19					
20					
21					
22					
23					
24					
25					
26					
27					
28					
29					
30					

COMMENTS:

METHOD BLANK REPORT

GC Volatiles

Client Lot #...: 9I04243 **Work Order #...:** LKJGR1AA **Matrix.....:** WATER
MB Lot-Sample #: A9I100000-052

Prep Date.....: 09/09/09 **Final Wgt/Vol..:** 5 mL
Analysis Date..: 09/09/09 **Prep Batch #...:** 9253052
Dilution Factor: 1 **Initial Wgt/Vol:** 5 mL

PARAMETER	RESULT	REPORTING LIMIT	UNITS	METHOD
TPH (as Gasoline)	ND	100	ug/L	SW846 8015B

SURROGATE	PERCENT RECOVERY	RECOVERY LIMITS
Trifluorotoluene	117	(10 - 150)

NOTE(S):

Calculations are performed before rounding to avoid round-off errors in calculated results.

SW846 8015B SURROGATE RECOVERY

Lab Name: TestAmerica Laboratories, Inc. Client: Tetra Tech NUS, Inc

Lab Code: TALCAN SDG No: 9I04243

Lot #: A9I040243

Extraction: XXI15KJ01

	CLIENT ID.	SRG01	TOT OUT
01	MSA-DMW6S-090309	119	00
02	MSA-DMW5S-090309	141	00
03	MSA-DMW3S-090309	121	00
04	MSA-DMW4S-090309	124	00
05	METHOD BLK. LKJGR1AA	117	00
06	METHOD BLK. LKQJ91AA	114	00
07	LCS LKJGR1AC	118	00
08	LCS LKQJ91AC	120	00
09	MSA-DMW4S-090309 D	128	00
10	LCSD LKJGR1AD	118	00
11	LCSD LKQJ91AD	120	00
12	MSA-DMW4S-090309 S	129	00

SURROGATES		QC LIMITS
SRG01	= Trifluorotoluene	(10-150)

\# Column to be used to flag recovery values
* Values outside of required QC Limits
D System monitoring Compound diluted out

FORM II

SW846 8015B SURROGATE RECOVERY

Lab Name: TestAmerica Laboratories, Inc. Client: Tetra Tech NUS, Inc

Lab Code: TALCAN SDG No: 9I04243

Lot #: A9I050193

Extraction: XXI15KJ01

	CLIENT ID.	SRG01	TOT OUT
01	MSA-DMW10S-090409	120	00
02	METHOD BLK. LKJGR1AA	117	00
03	LCS LKJGR1AC	118	00
04	LCSD LKJGR1AD	118	00

SURROGATES		QC LIMITS
SRG01	= Trifluorotoluene	(10-150)

\# Column to be used to flag recovery values
* Values outside of required QC Limits
D System monitoring Compound diluted out

FORM II

SW846 8015B CHECK SAMPLE RECOVERY

Lab Name: TestAmerica Laboratories, Inc. Client: Tetra Tech NUS, Inc

Lab Code: TALCAN SDG No: 9I04243

Lot #: A9I100000 WO #: LKJGR1AC
BATCH: 9253052

COMPOUND	SPIKE ADDED (ug/L)	SAMPLE CONCENT. (ug/L)	% REC	QC LIMITS REC	QUAL
TPH (as Gasoline)	200	190	95	72- 140	

NOTES(S):

* Values outside of QC limits

Spike Recovery: 0 out of 1 outside limits

COMMENTS:

FORM III

SW846 8015B CHECK SAMPLE DUPLICATE RECOVERY

Lab Name: TestAmerica Laboratories, Inc. Client: Tetra Tech NUS, Inc

Lab Code: TALCAN SDG No: 9I04243

Lot #: A9I100000 WO #: LKJGR1AD
BATCH: 9253052

COMPOUND	SPIKE ADDED (ug/L)	SAMPLE CONCENT. (ug/L)	% REC	QC LIMITS REC	QUAL
TPH (as Gasoline)	200	200	100	72- 140	

NOTES(S):

* Values outside of QC limits

Spike Recovery: 0 out of 1 outside limits

COMMENTS:

FORM III

SW846 8015B CHECK SAMPLE RECOVERY

Lab Name: TestAmerica Laboratories, Inc. Client: Tetra Tech NUS, Inc

Lab Code: TALCAN SDG No: 9I04243

Lot #: A9I140000 WO #: LKQJ91AC
BATCH: 9257116

COMPOUND	SPIKE ADDED (ug/L)	SAMPLE CONCENT. (ug/L)	% REC	QC LIMITS REC	QUAL
TPH (as Gasoline)	200	190	93	72- 140	

NOTES(S):

* Values outside of QC limits

Spike Recovery: 0 out of 1 outside limits

COMMENTS:

FORM III

SW846 8015B CHECK SAMPLE DUPLICATE RECOVERY

Lab Name: TestAmerica Laboratories, Inc. Client: Tetra Tech NUS, Inc

Lab Code: TALCAN SDG No: 9I04243

Lot #: A9I140000 WO #: LKQJ91AD
BATCH: 9257116

COMPOUND	SPIKE ADDED (ug/L)	SAMPLE CONCENT. (ug/L)	% REC	QC LIMITS REC	QUAL
TPH (as Gasoline)	200	200	101	72- 140	

NOTES(S):

* Values outside of QC limits

Spike Recovery: 0 out of 1 outside limits

COMMENTS:

SW846 8015B MATRIX SPIKE/MATRIX SPIKE DUPLICATE RECOVERY

Lab Name: TestAmerica Laboratories, Inc. Client: Tetra Tech NUS, Inc

Lab Code: TALCAN SDG No: 9I04243

Matrix Spike ID: MSA-DMW4S-090309

Lot #: A9I040243 WO #: LKDK11DT
BATCH: 9257116

COMPOUND	SPIKE ADDED (ug/L)	SAMPLE CONCENT. (ug/L)	MS CONCENT. (ug/L)	MS % REC	LIMITS REC	QUAL
TPH (as Gasoline)	400	310	630	80	63- 143	

NOTES(S):

Column to be used to flag recovery and RPD values with an asterisk
* Values outside of QC limits

RPD: 0 out of 0 outside limits
Spike Recovery: 0 out of 1 outside limits

COMMENTS:

FORM III

SW846 8015B MATRIX SPIKE/MATRIX SPIKE DUPLICATE RECOVERY

Lab Name: TestAmerica Laboratories, Inc. Client: Tetra Tech NUS, Inc

Lab Code: TALCAN SDG No: 9I04243

Matrix Spike ID: MSA-DMW4S-090309

Lot #: A9I040243 WO #: LKDK11DU
BATCH: 9257116

COMPOUND	SPIKE ADDED (ug/L)	MSD CONCENT. (ug/L)	MSD % REC	% RPD	QC LIMITS RPD	QC LIMITS REC	QUAL
TPH (as Gasoline)	400	610	75	3.4	20	63- 143	

NOTES(S):

Column to be used to flag recovery and RPD values with an asterisk
* Values outside of QC limits

RPD: 0 out of 1 outside limits
Spike Recovery: 0 out of 1 outside limits

COMMENTS:

FORM III

TPH ANALYTICAL SEQUENCE

Lab Name: NORTH CANTON Contract:

Lab Code: TALCAN Case No.: SAS No.: SDG No.: 9I04243

GC Column: DB-625 ID: 0.32 (mm) Init. Calib. Date(s): 09/03/09 09/03/09

Instrument ID: A2HP6

THE ANALYTICAL SEQUENCE OF PERFORMANCE EVALUATION MIXTURES, BLANKS, SAMPLES, AND STANDARDS IS GIVEN BELOW:

MEAN SURROGATE RT FROM INITIAL CALIBRATION
S1 : 4.28

	CLIENT SAMPLE NO.	LAB SAMPLE ID	DATE ANALYZED	TIME ANALYZED	S1 RT	#	RT	#
01		G191	09/09/09	1437	4.27			
02	LKFRMBLK	LKFRM1AA	09/09/09	1633	4.27			
03	LKFRMCHK	LKFRM1AC	09/09/09	1702	4.27			
04	LKFRMCKDUP	LKFRM1AD	09/09/09	1731	4.27			
05		G191	09/09/09	1800	4.27			
06	MSA-DMW6S-09	LKDGK1CM	09/09/09	1829	4.28			
07	MSA-DMW5S-09	LKDKF1CM	09/09/09	1858	4.28			
08	MSA-DMW3S-09	LKDK01CM	09/09/09	1927	4.28			
09	MSA-DMW4S-09	LKDK11CX	09/09/09	1956	4.27			
10	MSA-DMW10S-0	LKE181CM	09/09/09	2025	4.27			
11		G191	09/09/09	2151	4.27			
12								
13								
14								
15								
16								
17								
18								
19								
20								
21								
22								
23								
24								
25								
26								
27								
28								
29								
30								
31								
32								

QC LIMITS
S1 = Nonane (+/- 0.10 MINUTES)

Column used to flag retention time values with an asterisk.
* Values outside of QC limits.

Report Date : 08-Sep-2009 12:40

TestAmerica North Canton

INITIAL CALIBRATION DATA

Start Cal Date : 03-SEP-2009 15:19
End Cal Date : 03-SEP-2009 22:27
Quant Method : ESTD
Origin : Disabled
Target Version : 4.14
Integrator : HP Genie
Method file : \\cansvr11\dd\chem\GCS\a2hp6.i\90903A.b\TPH6f.m
Last Edit : 04-Sep-2009 13:19 geiss
Curve Type : Average

Calibration File Names:
Level 1: \\cansvr11\dd\chem\GCS\a2hp6.i\90903A.b\014F1401.D
Level 2: \\cansvr11\dd\chem\GCS\a2hp6.i\90903A.b\015F1501.D
Level 3: \\cansvr11\dd\chem\GCS\a2hp6.i\90903A.b\016F1601.D
Level 4: \\cansvr11\dd\chem\GCS\a2hp6.i\90903A.b\017F1701.D
Level 5: \\cansvr11\dd\chem\GCS\a2hp6.i\90903A.b\018F1801.D

Compound	100.000 Level 1	200.000 Level 2	500.000 Level 3	1000.000 Level 4	2000.000 Level 5	RRF	% RSD	
S 1 TPH as Diesel	306297	299895	314974	309041	318570	309755	2.365	
S 33 c10 to c34	+++++	+++++	+++++	+++++	+++++	+++++	+++++	<-
S 32 c10-c28	339405	307011	418365	314828	302119	336345	14.283	
29 Sulfolane	+++++	+++++	+++++	+++++	+++++	+++++	+++++	<-
S 4 DRO	+++++	+++++	+++++	+++++	+++++	+++++	+++++	<-
S 30 C10 to C20	373559	361614	348167	340987	413870	367639	7.811	
S 31 C20 to C34	300636	308608	315404	327978	443560	339237	17.443	
$ 2 Nonane	11889	10734	14053	10754	10682	11622	12.472	

Data File: \\cansvr11\dd\chem\GCS\a2hp6.i\90909A.b\011F1101.D
Report Date: 09-Sep-2009 14:58

TestAmerica North Canton

CONTINUING CALIBRATION COMPOUNDS

Instrument ID: a2hp6.i Injection Date: 09-SEP-2009 14:37
Lab File ID: 011F1101.D Init. Cal. Date(s): 03-SEP-2009 03-SEP-2009
Analysis Type: Init. Cal. Times: 15:19 22:27
Lab Sample ID: G191 Quant Type: ESTD
Method: \\cansvr11\dd\chem\GCS\a2hp6.i\90909A.b\TPH6f.m

COMPOUND	RRF / AMOUNT	RF500	MIN RRF	%D / %DRIFT	MAX %D / %DRIFT	CURVE TYPE	
$S 1 TPH as Diesel	309755	387751	0.010	-25.17964	15.00000	Averaged	<-
$$ 2 Nonane	11622	13573	0.010	-16.78102	15.00000	Averaged	<-

Opening ccv 1
method blank
check sample
duplicate sample

Data File: \\cansvr11\dd\chem\GCS\a2hp6.i\90909A.b\018F1801.D
Report Date: 09-Sep-2009 18:21

TestAmerica North Canton

CONTINUING CALIBRATION COMPOUNDS

Instrument ID: a2hp6.i Injection Date: 09-SEP-2009 18:00
Lab File ID: 018F1801.D Init. Cal. Date(s): 03-SEP-2009 03-SEP-2009
Analysis Type: Init. Cal. Times: 15:19 22:27
Lab Sample ID: G191 Quant Type: ESTD
Method: \\cansvr11\dd\chem\GCS\a2hp6.i\90909A.b\TPH6f.m

COMPOUND	RRF / AMOUNT	RF500	MIN RRF	%D / %DRIFT	MAX %D / %DRIFT	CURVE TYPE
S 1 TPH as Diesel	309755	340969	0.010	-10.07684	15.00000	Averaged
$ 2 Nonane	11622	11610	0.010	0.10860	15.00000	Averaged

Opening CCV
MSA-DMW-65-090309
MSA-DMW-55-090309
MSA-DMW-35-090309
MSA-DMW-45-090309
MSA-DMW-105-090409

Data File: \\cansvr11\dd\chem\GCS\a2hp6.i\90909A.b\025F2501.D
Report Date: 09-Sep-2009 22:12

TestAmerica North Canton

CONTINUING CALIBRATION COMPOUNDS

Instrument ID: a2hp6.i Injection Date: 09-SEP-2009 21:51
Lab File ID: 025F2501.D Init. Cal. Date(s): 03-SEP-2009 03-SEP-2009
Analysis Type: Init. Cal. Times: 15:19 22:27
Lab Sample ID: G191 Quant Type: ESTD
Method: \\cansvr11\dd\chem\GCS\a2hp6.i\90909A.b\TPH6f.m

COMPOUND	RRF / AMOUNT	RF500	MIN RRF	%D / %DRIFT	MAX %D / %DRIFT	CURVE TYPE
S 1 TPH as Diesel	309755	347665	0.010	-12.23849	15.00000	Averaged
$ 2 Nonane	11622	11510	0.010	0.96952	15.00000	Averaged

Closing CCV
MSA-DMW-65-090309
MSA-DMW-55-090309
MSA-DMW-35-090309
MSA-DMW-45-090309
MSA-DMW-105-090409

SW846 8015B METHOD BLANK SUMMARY

BLANK WORKORDER NO.: LKFRM1AA

Lab Name: TestAmerica Laboratories, Inc.

Lab Code: TALCAN

SDG Number:9I04243

Lab File ID: 015F1501.

Lot Number: A9I040243

Matrix: WATER

Extraction Method: 3510

Date Extracted: 09/08/09

Date Analyzed(1): 09/09/09

Date Analyzed(2): N/A

Time Analyzed(1): 16:33

Time Analyzed(2): N/A

Instrument ID(1): P6

Instrument ID(2): N/A

GC Column(1): RTX-5 ID: N/A GC Column(2): N/A ID: N/A

THIS METHOD BLANK APPLIES TO THE FOLLOWING SAMPLES, MS, AND MSD:

	CLIENT ID.	SAMPLE WORK ORDER #	DATE ANALYZED(1)	DATE ANALYZED(2)
01	MSA-DMW6S-090309	LKDGK1CM	09/09/09	N/A
02	MSA-DMW5S-090309	LKDKF1CM	09/09/09	N/A
03	MSA-DMW3S-090309	LKDK01CM	09/09/09	N/A
04	MSA-DMW4S-090309	LKDK11CX	09/09/09	N/A
05	CHECK SAMPLE	LKFRM1AC C	09/09/09	N/A
06	DUPLICATE CHECK	LKFRM1AD L	09/09/09	N/A
07				
08				
09				
10				
11				
12				
13				
14				
15				
16				
17				
18				
19				
20				

COMMENTS:

SW846 8015B METHOD BLANK SUMMARY

BLANK WORKORDER NO.: LKFRM1AA

Lab Name: TestAmerica Laboratories, Inc.

Lab Code: TALCAN

SDG Number:9I04243

Lab File ID: 015F1501.

Lot Number: A9I050193

Matrix: WATER

Extraction Method: 3510

Date Extracted: 09/08/09

Date Analyzed(1): 09/09/09

Date Analyzed(2): N/A

Time Analyzed(1): 16:33

Time Analyzed(2): N/A

Instrument ID(1): P6

Instrument ID(2): N/A

GC Column(1): RTX-5 ID: N/A GC Column(2): N/A ID: N/A

THIS METHOD BLANK APPLIES TO THE FOLLOWING SAMPLES, MS, AND MSD:

	CLIENT ID.	SAMPLE WORK ORDER #		DATE ANALYZED(1)	DATE ANALYZED(2)
01	MSA-DMW10S-090409	LKE181CM		09/09/09	N/A
02	CHECK SAMPLE	LKFRM1AC	C	09/09/09	N/A
03	DUPLICATE CHECK	LKFRM1AD	L	09/09/09	N/A
04					
05					
06					
07					
08					
09					
10					
11					
12					
13					
14					
15					
16					
17					
18					
19					
20					

COMMENTS:

METHOD BLANK REPORT

GC Semivolatiles

Client Lot #...: 9I04243 **Work Order #...:** LKFRM1AA **Matrix.....:** WATER
MB Lot-Sample #: A9I080000-237

Prep Date.....: 09/08/09 **Final Wgt/Vol..:** 1 mL
Analysis Date..: 09/09/09 **Prep Batch #...:** 9251237
Dilution Factor: 1 **Initial Wgt/Vol:** 1000 mL

PARAMETER	RESULT	REPORTING LIMIT	UNITS	METHOD
TPH (as Diesel)	33 J	100	ug/L	SW846 8015B

SURROGATE	PERCENT RECOVERY	RECOVERY LIMITS
C9 (nonane)	68	(10 - 110)

NOTE(S):

Calculations are performed before rounding to avoid round-off errors in calculated results.

J Estimated result. Result is less than RL.

SW846 8015B SURROGATE RECOVERY

Lab Name: TestAmerica Laboratories, Inc. Client: Tetra Tech NUS, Inc

Lab Code: TALCAN SDG No: 9I04243

Lot #: A9I040243

Extraction: XXI09KI01

	CLIENT ID.	SRG01	TOT OUT
01	MSA-DMW6S-090309	64	00
02	MSA-DMW5S-090309	61	00
03	MSA-DMW3S-090309	47	00
04	MSA-DMW4S-090309	60	00
05	METHOD BLK. LKFRM1AA	68	00
06	LCS LKFRM1AC	42	00
07	LCSD LKFRM1AD	44	00

SURROGATES	QC LIMITS
SRG01 = C9 (nonane)	(10-110)

\# Column to be used to flag recovery values
* Values outside of required QC Limits
D System monitoring Compound diluted out

FORM II

SW846 8015B SURROGATE RECOVERY

Lab Name: TestAmerica Laboratories, Inc. Client: Tetra Tech NUS, Inc

Lab Code: TALCAN SDG No: 9I04243

Lot #: A9I050193

Extraction: XXI09KI01

	CLIENT ID.	SRG01	TOT OUT
01	MSA-DMW10S-090409	66	00
02	METHOD BLK. LKFRM1AA	68	00
03	LCS LKFRM1AC	42	00
04	LCSD LKFRM1AD	44	00

SURROGATES	QC LIMITS
SRG01 = C9 (nonane)	(10-110)

\# Column to be used to flag recovery values
* Values outside of required QC Limits
D System monitoring Compound diluted out

FORM II

SW846 8015B CHECK SAMPLE RECOVERY

Lab Name: TestAmerica Laboratories, Inc. Client: Tetra Tech NUS, Inc

Lab Code: TALCAN SDG No: 9I04243

Lot #: A9I080000 WO #: LKFRM1AC
BATCH: 9251237

COMPOUND	SPIKE ADDED (ug/L)	SAMPLE CONCENT. (ug/L)	% REC	QC LIMITS REC	QUAL
TPH (as Diesel)	500	480	95	36- 124	

NOTES(S):

* Values outside of QC limits

Spike Recovery: 0 out of 1 outside limits

COMMENTS:

SW846 8015B CHECK SAMPLE DUPLICATE RECOVERY

Lab Name: TestAmerica Laboratories, Inc. Client: Tetra Tech NUS, Inc

Lab Code: TALCAN SDG No: 9I04243

Lot #: A9I080000 WO #: LKFRM1AD
BATCH: 9251237

COMPOUND	SPIKE ADDED (ug/L)	SAMPLE CONCENT. (ug/L)	% REC	QC LIMITS REC	QUAL
TPH (as Diesel)	500	460	92	36- 124	

NOTES(S):

* Values outside of QC limits

Spike Recovery: 0 out of 1 outside limits

COMMENTS:

TETRA TECH NUS, INC. **CALCULATION WORKSHEET** PAGE _____ OF _____

CLIENT	JOB NUMBER		
MSA GW Sampling	02298, SDG 9I04243		
SUBJECT	Sample Calculations		
BASED ON		DRAWING NUMBER	
BY	CHECKED BY	APPROVED BY	DATE
Ann Coquette			October 19, 2009

I. VOC - MSA-DMW3I-090309, trichloroethene

$$\frac{1497610}{169190} * \frac{1}{0.01} * \frac{50}{0.24389} = 18143 \text{ ug/L trichloroethene}$$

II. OVG MSA-DMW4S-090309, methane

$$\frac{2810286}{13396} * 1 = 210.9 \text{ ug/L methane}$$

III. PAH MSA-DMW3I-090309, 1,4-dioxane

$$\frac{14673}{15070} * 1 * \frac{1}{2.238681} * 25 * 100 = 1087 \text{ ug/L 1,4-dioxane}$$

IV GRO MSA-DMW5S-090309

$$\frac{130604765}{36512} * 1 = 3577 \text{ ug/L gasoline}$$

V DRO MSA-DMW10S-090409

$$\frac{16164665}{309755} * \frac{1000}{1040} = 501.8 \text{ ug/L diesel}$$

Sample Calculation VOC

Tetra Tech NUS, Inc

Client Sample ID: MSA-DMW3I-090309

GC/MS Volatiles

Lot-Sample #...: A9I040243-008 **Work Order #...:** LKDKW1A0 **Matrix.....:** WG
Date Sampled...: 09/03/09 08:55 **Date Received..:** 09/04/09
Prep Date.....: 09/15/09 **Analysis Date..:** 09/15/09
Prep Batch #...: 9259176
Dilution Factor: 500 **Initial Wgt/Vol:** 5 mL **Final Wgt/Vol..:** 5 mL
Method.....: SW846 8260B

PARAMETER	RESULT	REPORTING LIMIT	UNITS	MDL
Acetone	ND	2500	ug/L	550
Bromobenzene	ND	500	ug/L	65
Bromochloromethane	ND	500	ug/L	140
Bromodichloromethane	ND	500	ug/L	75
2-Butanone	ND	2500	ug/L	280
n-Butylbenzene	ND	500	ug/L	60
sec-Butylbenzene	ND	500	ug/L	65
tert-Butylbenzene	ND	500	ug/L	65
Carbon disulfide	ND	500	ug/L	65
Dibromochloromethane	ND	500	ug/L	90
1,2-Dibromo-3-chloro-propane	ND	1000	ug/L	340
2-Chloroethyl vinyl ether	ND	2500	ug/L	500
2-Chlorotoluene	ND	500	ug/L	55
4-Chlorotoluene	ND	500	ug/L	90
1,2-Dibromoethane	ND	500	ug/L	120
Dibromomethane	ND	500	ug/L	140
1,2-Dichlorobenzene	ND	500	ug/L	65
1,3-Dichlorobenzene	ND	500	ug/L	70
1,4-Dichlorobenzene	ND	500	ug/L	65
Dichlorodifluoromethane	ND	500	ug/L	160
cis-1,2-Dichloroethene	**17000**	**500**	**ug/L**	**85**
trans-1,2-Dichloroethene	ND	500	ug/L	95
1,3-Dichloropropane	ND	500	ug/L	80
2,2-Dichloropropane	ND	500	ug/L	65
1,1-Dichloropropene	ND	500	ug/L	65
Trichlorofluoromethane	ND	500	ug/L	100
Hexachlorobutadiene	ND	500	ug/L	150
2-Hexanone	ND	2500	ug/L	200
Isopropylbenzene	ND	500	ug/L	65
p-Isopropyltoluene	ND	500	ug/L	60
tert-Butyl alcohol	ND	10000	ug/L	2000
4-Methyl-2-pentanone	ND	2500	ug/L	160
Naphthalene	ND	500	ug/L	120
n-Propylbenzene	ND	500	ug/L	70
Styrene	ND	500	ug/L	55
1,1,1,2-Tetrachloroethane	ND	500	ug/L	120
1,2,3-Trichlorobenzene	ND	500	ug/L	85

(Continued on next page)

Tetra Tech NUS, Inc

Client Sample ID: MSA-DMW3I-090309

GC/MS Volatiles

Lot-Sample #...: A9I040243-008 **Work Order #...:** LKDKW1A0 **Matrix.....:** WG

PARAMETER	RESULT	REPORTING LIMIT	UNITS	MDL
1,2,4-Trichloro-benzene	**560**	**500**	**ug/L**	**75**
1,2,3-Trichloropropane	ND	500	ug/L	220
1,1,2-Trichloro-1,2,2-trifluoroethane	ND	500	ug/L	140
1,2,4-Trimethylbenzene	ND	500	ug/L	60
Vinyl acetate	ND	1000	ug/L	95
o-Xylene	ND	500	ug/L	70
Xylenes (total)	ND	1000	ug/L	140
Methyl tert-butyl ether	ND	2500	ug/L	85
m-Xylene & p-Xylene	ND	1000	ug/L	120
1,2,3-Trimethylbenzene	ND	2500	ug/L	3.0
Diisopropyl Ether (DIPE)	ND	2500	ug/L	750
Ethyl-t-Butyl Ether (ETBE)	ND	2500	ug/L	55
Tert-amyl methyl ether (TAME)	ND	2500	ug/L	34
Benzene	ND	500	ug/L	65
Bromoform	ND	500	ug/L	320
Bromomethane	ND	500	ug/L	200
Carbon tetrachloride	ND	500	ug/L	65
Chlorobenzene	ND	500	ug/L	75
Chloroethane	ND	500	ug/L	140
Chloroform	**85 J**	**500**	**ug/L**	**80**
Chloromethane	ND	500	ug/L	150
1,1-Dichloroethane	ND	500	ug/L	75
1,2-Dichloroethane	**160 J**	**500**	**ug/L**	**110**
1,1-Dichloroethene	ND	500	ug/L	95
1,2-Dichloropropane	ND	500	ug/L	90
cis-1,3-Dichloropropene	ND	500	ug/L	70
trans-1,3-Dichloropropene	ND	500	ug/L	95
Ethylbenzene	ND	500	ug/L	85
Methylene chloride	**500 B**	**500**	**ug/L**	**160**
1,1,2,2-Tetrachloroethane	ND	500	ug/L	90
Tetrachloroethene	ND	500	ug/L	140
Toluene	**150 J**	**500**	**ug/L**	**65**
1,1,1-Trichloroethane	ND	500	ug/L	110
Trichloroethene	**18000**	**500**	**ug/L**	**85**
Vinyl chloride	**3800**	**500**	**ug/L**	**110**

SURROGATE	PERCENT RECOVERY	RECOVERY LIMITS
Dibromofluoromethane	108	(73 - 122)
1,2-Dichloroethane-d4	114	(61 - 128)
Toluene-d8	91	(76 - 110)
4-Bromofluorobenzene	83	(74 - 116)

(Continued on next page)

Sample Calculation
VOC
MSA-DMW3I-090309

Data File: \\cansvr11\dd\chem\MSV\a3ux15.i\C90915A.b\UXC5478.D
Report Date: 16-Sep-2009 08:50

	Compounds	QUANT SIG MASS	RT	EXP RT	REL RT	RESPONSE	CONCENTRATIONS ON-COLUMN (ng)	CONCENTRATIONS FINAL (ug/L)
24	Methyl tert-butyl ether	73	Compound Not Detected.					
25	trans-1,2-Dichloroethene	96	3.852	3.840	(0.590)	6024	0.81306	81.306
26	Hexane	86	Compound Not Detected.					
27	Vinyl acetate	43	Compound Not Detected.					
28	1,1-Dichloroethane	63	Compound Not Detected.					
29	tert-Butyl Alcohol	59	Compound Not Detected.					
30	2-Butanone	43	Compound Not Detected.					
M 31	1,2-Dichloroethene (total)	96				1347644	170.625	17062
32	cis-1,2-dichloroethene	96	5.275	5.275	(0.808)	1341620	169.812	16981
33	2,2-Dichloropropane	77	Compound Not Detected.					
34	Bromochloromethane	128	Compound Not Detected.					
35	Chloroform	83	5.667	5.666	(0.867)	9663	0.84871	84.871
36	Tetrahydrofuran	42	Compound Not Detected.					
37	1,1,1-Trichloroethane	97	Compound Not Detected.					
38	1,1-Dichloropropene	75	Compound Not Detected.					
39	Carbon Tetrachloride	117	Compound Not Detected.					
40	1,2-Dichloroethane	62	6.271	6.271	(0.960)	16047	1.62776	162.78
41	Benzene	78	Compound Not Detected.					
42	Trichloroethene	130	6.888	6.888	(1.054)	1497610	181.439	18144
43	1,2-Dichloropropane	63	Compound Not Detected.					
44	1,4-Dioxane	88	Compound Not Detected.					
45	Dibromomethane	93	Compound Not Detected.					
46	Bromodichloromethane	83	Compound Not Detected.					
47	2-Chloroethyl vinyl ether	63	Compound Not Detected.					
48	cis-1,3-Dichloropropene	75	Compound Not Detected.					
49	4-Methyl-2-pentanone	43	Compound Not Detected.					
50	Toluene	91	8.074	8.074	(0.872)	44821	1.50466	150.46
51	trans-1,3-Dichloropropene	75	Compound Not Detected.					
52	Ethyl Methacrylate	69	Compound Not Detected.					
53	1,1,2-Trichloroethane	97	Compound Not Detected.					
54	1,3-Dichloropropane	76	Compound Not Detected.					
55	Tetrachloroethene	164	Compound Not Detected.					
56	2-Hexanone	43	Compound Not Detected.					
57	Dibromochloromethane	129	Compound Not Detected.					
58	1,2-Dibromoethane	107	Compound Not Detected.					
59	Chlorobenzene	112	Compound Not Detected.					
60	1,1,1,2-Tetrachloroethane	131	Compound Not Detected.					
61	Ethylbenzene	106	Compound Not Detected.					
62	m + p-Xylene	106	Compound Not Detected.					
M 63	Xylenes (total)	106	Compound Not Detected.					
64	Xylene-o	106	Compound Not Detected.					
65	Styrene	104	Compound Not Detected.					
66	Bromoform	173	Compound Not Detected.					
67	Isopropylbenzene	105	Compound Not Detected.					
68	1,1,2,2-Tetrachloroethane	83	Compound Not Detected.					
69	1,4-Dichloro-2-butene	53	Compound Not Detected.					
70	1,2,3-Trichloropropane	110	Compound Not Detected.					
71	Bromobenzene	156	Compound Not Detected.					
72	n-Propylbenzene	120	Compound Not Detected.					
73	2-Chlorotoluene	126	Compound Not Detected.					
74	1,3,5-Trimethylbenzene	105	Compound Not Detected.					
75	4-Chlorotoluene	126	Compound Not Detected.					

Data File: \\cansvr11\dd\chem\MSV\a3ux15.i\C90915A.b\UXC5478.D
Report Date: 16-Sep-2009 08:50

TestAmerica North Canton

VOLATILE REPORT SW-846 Method 8260A/B

Data file : \\cansvr11\dd\chem\MSV\a3ux15.i\C90915A.b\UXC5478.D
Lab Smp Id: LKDKW1A0 Client Smp ID: MSA-DMW3I-090309
Inj Date : 15-SEP-2009 17:28
Operator : 43582 Inst ID: a3ux15.i
Smp Info : LKDKW1A0,0.01ML/5ML
Misc Info : C90915A,8260LLUX15,,43582
Comment :
Method : \\cansvr11\dd\chem\MSV\a3ux15.i\C90915A.b\8260LLUX15.m
Meth Date : 15-Sep-2009 10:28 a3ux15.i Quant Type: ISTD
Cal Date : 21-JUL-2009 17:24 Cal File: UXC4118.D
Als bottle: 23
Dil Factor: 1.00000
Integrator: HP RTE Compound Sublist: 4-8260+IX.sub
Target Version: 4.14
Processing Host: CANSVR11

Concentration Formula: Amt * DF * 1/Vo * CpndVariable

Name	Value	Description
DF	1.000	Dilution Factor
Vo	0.01000	Sample volume
Va	100.000	Injection Volume
Cpnd Variable		Local Compound Variable

	Compounds	QUANT SIG MASS	RT	EXP RT	REL RT	RESPONSE	CONCENTRATIONS ON-COLUMN (ng)	FINAL (ug/L)
*	1 Fluorobenzene	96	6.532	6.532	(1.000)	1692190	50.0000	
*	2 Chlorobenzene-d5	117	9.260	9.260	(1.000)	1266086	50.0000	
*	3 1,4-Dichlorobenzene-d4	152	11.228	11.228	(1.000)	635173	50.0000	
$	4 Dibromofluoromethane	113	5.845	5.844	(0.895)	380057	53.7583	5375.8
$	5 1,2-Dichloroethane-d4	65	6.188	6.188	(0.947)	475313	56.7991	5679.9
$	6 Toluene-d8	98	8.015	8.014	(0.866)	1245609	45.7210	4572.1
$	7 Bromofluorobenzene	95	10.256	10.256	(1.108)	400944	41.4863	4148.6
	8 Dichlorodifluoromethane	85	Compound Not Detected.					
	9 Chloromethane	50	Compound Not Detected.					
	10 Vinyl Chloride	62	1.564	1.563	(0.239)	403652	37.9979	3799.8
	11 Bromomethane	94	Compound Not Detected.					
	12 Chloroethane	64	Compound Not Detected.					
	13 Trichlorofluoromethane	101	Compound Not Detected.					
	15 Acrolein	56	Compound Not Detected.					
	16 Acetone	43	Compound Not Detected.					
	17 1,1-Dichloroethene	96	Compound Not Detected.					
	18 Freon-113	151	Compound Not Detected.					
	19 Iodomethane	142	Compound Not Detected.					
	20 Carbon Disulfide	76	Compound Not Detected.					
	21 Methylene Chloride	84	3.449	3.449	(0.528)	39660	4.96072	496.07

Sample Calculation
VOC

Report Date : 22-Jul-2009 10:12

TestAmerica North Canton

INITIAL CALIBRATION DATA

Start Cal Date : 21-JUL-2009 13:54
End Cal Date : 21-JUL-2009 18:34
Quant Method : ISTD
Origin : Disabled
Target Version : 4.14
Integrator : HP RTE
Method file : \\cansvr11\dd\chem\MSV\a3ux15.i\C90721B-IC.b\8260LLUX15.m
Last Edit : 22-Jul-2009 10:11 a3ux15.i
Curve Type : Average

	Compound	5.000 Level 1	10.000 Level 2	25.000 Level 3	50.000 Level 4	100.000 Level 5	200.000 Level 6	RRF	% RSD	
	36 Tetrahydrofuran	0.04991	0.06166	0.06234	0.06497	0.06412	0.06654	0.06159	9.723	
	37 1,1,1-Trichloroethane	0.22756	0.24679	0.24912	0.26578	0.27299	0.27034	0.25543	6.847	
	38 1,1-Dichloropropene	0.24547	0.26972	0.28345	0.29222	0.29879	0.29842	0.28134	7.356	
	39 Carbon Tetrachloride	0.17740	0.19895	0.21346	0.22280	0.23604	0.23585	0.21408	10.666	
	40 1,2-Dichloroethane	0.25804	0.29041	0.29449	0.29918	0.30148	0.30414	0.29129	5.842	
	41 Benzene	0.84063	0.88680	0.88381	0.91538	0.95051	0.95524	0.90539	4.846	
	42 Trichloroethene	0.22486	0.24101	0.24424	0.24173	0.25474	0.25675	0.24389	4.704	
	43 1,2-Dichloropropane	0.21600	0.23472	0.22786	0.24542	0.25518	0.25204	0.23854	6.339	
	44 1,4-Dioxane	0.00136	0.00173	0.00164	0.00180	0.00191	0.00189	0.00172	11.765	<-
	45 Dibromomethane	0.09411	0.10586	0.11248	0.11595	0.11869	0.11960	0.11112	8.738	
	46 Bromodichloromethane	0.17348	0.19643	0.21133	0.23508	0.24194	0.24505	0.21722	13.158	
	47 2-Chloroethyl vinyl ether	0.09625	0.11201	0.12170	0.09608	0.10154	0.09683	0.10407	10.148	
	48 cis-1,3-Dichloropropene	0.21728	0.24459	0.27869	0.30351	0.32032	0.33359	0.28300	15.949	
	49 4-Methyl-2-pentanone	0.14857	0.15549	0.18017	0.18997	0.20379	0.21010	0.18135	13.839	
	50 Toluene	1.05949	1.15285	1.15941	1.20402	1.21186	1.27070	1.17639	6.062	
	51 trans-1,3-Dichloropropene	0.20623	0.25370	0.29536	0.32020	0.33932	0.34632	0.29352	18.539	
	52 Ethyl Methacrylate	0.17883	0.21705	0.24886	0.28400	0.30319	0.31079	0.25712	20.230	
	53 1,1,2-Trichloroethane	0.18917	0.20576	0.21668	0.21794	0.22506	0.22363	0.21304	6.356	
	54 1,3-Dichloropropane	0.34174	0.37577	0.38415	0.40110	0.40536	0.40862	0.38612	6.533	
	55 Tetrachloroethene	0.21985	0.24874	0.24982	0.24438	0.25162	0.25583	0.24504	5.263	
	56 2-Hexanone	0.10301	0.13154	0.15024	0.15984	0.17214	0.17570	0.14875	18.501	
	57 Dibromochloromethane	0.13845	0.15291	0.18445	0.20753	0.22516	0.23436	0.19048	20.433	
	58 1,2-Dibromoethane	0.18751	0.20988	0.22637	0.23011	0.23709	0.24088	0.22197	9.022	
	59 Chlorobenzene	0.72628	0.76751	0.79135	0.79741	0.82559	0.83422	0.79040	5.011	
	60 1,1,1,2-Tetrachloroethane	0.17071	0.21128	0.22213	0.24500	0.25187	0.26274	0.22729	14.801	
	61 Ethylbenzene	0.36706	0.40216	0.41734	0.43008	0.44277	0.44865	0.41801	7.213	
	62 m + p-Xylene	0.44547	0.49984	0.51786	0.53257	0.55236	0.57222	0.52005	8.556	
M	63 Xylenes (total)	0.44059	0.49233	0.50936	0.52837	0.54467	0.56012	0.51257	8.342	
	64 Xylene-o	0.43084	0.47732	0.49237	0.51996	0.52929	0.53592	0.49762	7.972	
	65 Styrene	0.59766	0.68717	0.77591	0.82875	0.89971	0.92655	0.78596	16.079	
	66 Bromoform	0.07246	0.08727	0.10392	0.11958	0.13499	0.14752	0.11095	25.751	<-
	67 Isopropylbenzene	1.02960	1.19572	1.23798	1.32624	1.36869	1.44217	1.26673	11.538	
	68 1,1,2,2-Tetrachloroethane	0.40227	0.41227	0.45574	0.48102	0.49183	0.48728	0.45507	8.613	
	69 1,4-Dichloro-2-butene	0.10046	0.12870	0.15454	0.15791	0.17256	0.16761	0.14696	18.647	
	70 1,2,3-Trichloropropane	0.14195	0.13731	0.14953	0.14625	0.14837	0.14565	0.14484	3.121	
	71 Bromobenzene	0.53499	0.56924	0.59539	0.60051	0.60634	0.62128	0.58796	5.279	

Sample Calculation
OVG

Tetra Tech NUS, Inc

Client Sample ID: MSA-DMW4S-090309

GC Volatiles

Lot-Sample #...:	A9I040243-010	Work Order #...:	LKDK11CM	Matrix.....:	WG
Date Sampled...:	09/03/09 13:15	Date Received..:	09/04/09		
Prep Date.....:	09/09/09	Analysis Date..:	09/09/09		
Prep Batch #...:	9253068				
Dilution Factor:	1	Initial Wgt/Vol:	1 mL	Final Wgt/Vol..:	1 mL
		Method.....:	RSK SOP-175		

PARAMETER	RESULT	REPORTING LIMIT	UNITS	MDL
Methane	210	0.50	ug/L	0.17
Ethane	3.3	0.50	ug/L	0.27
Ethene	2.5	0.50	ug/L	0.24

Sample Calculation
OVG

TestAmerica North Canton

Gas Anaysis

Data file : \\cansvr11\dd\chem\GCV\zpid.i\z90909.b\ZF090910.D
Lab Smp Id: LKDK11CM Client Smp ID: MSA-DMW4S-090309
Inj Date : 09-SEP-2009 16:41
Operator : 01616 Inst ID: zpid.i
Smp Info : LKDK11CM
Misc Info : z90909.b
Comment :
Method : \\cansvr11\dd\chem\GCV\zpid.i\z90909.b\RSK_C_02.m
Meth Date : 23-Sep-2009 09:22 zpid.i Quant Type: ESTD
Cal Date : 01-SEP-2009 12:18 Cal File: ZF090108.D
Als bottle: 1
Dil Factor: 1.00000
Integrator: Falcon Compound Sublist: rsk.sub
Target Version: 4.14
Processing Host: CANPGCV06

Concentration Formula: Amt * DF * CpndVariable
Cpnd Variable Local Compound Variable

Compounds	RT	EXP RT	DLT RT	RESPONSE	CONCENTRATIONS ON-COLUMN (ug/L)	CONCENTRATIONS FINAL (ug/L)
1 Methane	3.599	3.589	0.010	2810286	210.890	210.9
2 Ethene	5.429	5.420	0.009	81667	2.51425	2.514
3 Ethane	6.142	6.127	0.015	124884	3.33074	3.331
4 Acetylene	Compound Not Detected.					

Sample Calculation
OVG

TestAmerica North Canton

INITIAL CALIBRATION DATA

Start Cal Date : 31-AUG-2009 09:37
End Cal Date : 01-SEP-2009 12:18
Quant Method : ESTD
Origin : Disabled
Target Version : 4.14
Integrator : Falcon
Method file : \\cansvr11\dd\chem\GCV\zpid.i\z90901.b\RSK_C_02.m
Last Edit : 02-Sep-2009 08:06 fausnigb
Curve Type : Average

Calibration File Names:
Level 1: \\cansvr11\dd\chem\GCV\zpid.i\z90901.b\ZF090102.D
Level 2: \\cansvr11\dd\chem\GCV\zpid.i\z90901.b\ZF090103.D
Level 3: \\cansvr11\dd\chem\GCV\zpid.i\z90901.b\ZF090104.D
Level 4: \\cansvr11\dd\chem\GCV\zpid.i\z90901.b\ZF090105.D
Level 5: \\cansvr11\dd\chem\GCV\zpid.i\z90901.b\ZF090106.D
Level 6: \\cansvr11\dd\chem\GCV\zpid.i\z90901.b\ZF090107.D
Level 7: \\cansvr11\dd\chem\GCV\zpid.i\z90901.b\ZF090108.D

Compound	0.50000 Level 1	1.000 Level 2	20.000 Level 3	100.000 Level 4	200.000 Level 5	400.000 Level 6	RRF	%RSD
	1500.000 Level 7							
1 Methane	10792	10815	14085	14213	14889	14648		
	13839						13326	13.193
2 Ethene	24483	27137	35033	34953	37328	35458		
	32979						32482	14.751
3 Ethane	26923	30687	40330	40073	43034	41823		
	39591						37494	16.391
4 Acetylene	12416	13729	15136	14830	15998	13283		
	11780						13881	10.964

MSA-DMW31-090309 Sample Calculation PAH

Data File : C:\GCMS45\09SEP16\V0916012.D Vial: 6
Acq On : 16 Sep 2009 2:38 pm Operator: GCMS
Sample : ISI1172-07 100UL DF100 TA C Inst : gcms45 GMK
Misc : W 8260B-SIM-1,4-DIOXANE Multiplr: 100.00
MS Integration Params: RTEINT.P
Quant Time: Sep 17 8:41 2009 Quant Results File: V9H17DXT.RES

Quant Method : C:\MSDCHEM\1\METHODS\V9H17DXT.M (RTE Integrator)
Title : 8260 SIM Ini. Cal. 8/17/2009
Last Update : Tue Aug 18 07:59:48 2009
Response via : Initial Calibration
DataAcq Meth : V9H17DXT

Internal Standards	R.T.	QIon	Response	Conc	Units	Dev(Min)
1) Pentafluorobenzene (IS)	4.52	99	114813m	1.00	ug/L	-0.02
5) 1,4-Dioxane-d8	5.73	64	15070	25.00	ug/L	-0.01
7) 1,2,3-Trichloropropane-d5	9.12	79	29519	500.00	ng/L	-0.02
System Monitoring Compounds						
4) Dibromofluoromethane (SU1)	4.07	113	108135	0.96	ug/L	-0.02
Spiked Amount 1.000	Range 80 - 120		Recovery = 96.00%			
Target Compounds						Qvalue
2) tert-Butanol (TBA)	2.44	59	18420	1.15	ug/L #	72
3) MTBE	3.16	73	758	0.00	ug/L #	53
6) 1,4-Dioxane	5.79	88	14673	10.87	ug/L	95
8) Chloroform	3.95	83	171110	1116.09	ng/L #	87
9) 1,1,2,2-Tetrachloroethane	9.05	83	1489	17.22	ng/L #	84
10) 1,2,3-Trichloropropane	9.18	75	889	14.29	ng/L	98

(#) = qualifier out of range (m) = manual integration
V0916012.D V9H17DXT.M Thu Sep 17 08:41:25 2009 GCMS45

Sample Calculation PAH

INITIAL CALIBRATION DATA (Continued)

EPA 8260B-SIM

Laboratory: TestAmerica Irvine
Client: TestAmerica North Canton
Calibration: I9H1901
SDG: 9I04243
Project: MSA Groundwater Sampling
Instrument: GCMS45
Calibration Date: 08/17/09 00:00

Compound	Mean RF	RF RSD	Mean RT	RT RSD	Linear r	Quad COD	LIMIT	Q
1,4-Dioxane	2.238681	12.46442	5.8	1.835628E-02			15	
Dibromofluoromethane	0.9805853	5.445024	4.09	1.814998E-02			15	

Sample Calculation
GKO

Tetra Tech NUS, Inc

Client Sample ID: MSA-DMW5S-090309

GC Volatiles

Lot-Sample #...:	A9I040243-006	**Work Order #...:**	LKDKF1CN	**Matrix.....:**	WG
Date Sampled...:	09/03/09 12:11	**Date Received..:**	09/04/09		
Prep Date.....:	09/09/09	**Analysis Date..:**	09/09/09		
Prep Batch #...:	9253052				
Dilution Factor:	5	**Initial Wgt/Vol:**	5 mL	**Final Wgt/Vol..:**	5 mL
		Method.....:	SW846 8015B		

PARAMETER	RESULT	REPORTING LIMIT	UNITS	MDL
TPH (as Gasoline)	3500	**500**	**ug/L**	**140**

SURROGATE	PERCENT RECOVERY	RECOVERY LIMITS
Trifluorotoluene	141	(10 - 150)

Sample Calculation
GRO

TestAmerica North Canton

Data file : \\cansvr11\dd\chem\GCV\afid.i\A90909.b\AF090908.D
Lab Smp Id: LKDKF1CN Client Smp ID: MSA-DMW5S-090309
Inj Date : 09-SEP-2009 13:46
Operator : 01616 Inst ID: afid.i
Smp Info : LKDKF1CN,1.0ML
Misc Info : A90909.b
Comment :
Method : \\cansvr11\dd\chem\GCV\afid.i\A90909.b\A8015B.m
Meth Date : 09-Sep-2009 10:17 Quant Type: ESTD
Cal Date : 06-JUL-2009 14:42 Cal File: AF070609.D
Als bottle: 1
Dil Factor: 1.00000
Integrator: Falcon Compound Sublist: gas.sub
Target Version: 4.14
Processing Host: CANSVR11

Concentration Formula: Amt * DF * 1/Vo * CpndVariable

Name	Value	Description
DF	1.000	Dilution Factor
Vo	1.000	Purge Volume
Cpnd Variable		Local Compound Variable

	Compounds	RT	EXP RT	DLT RT	RESPONSE	CONCENTRATIONS ON-COLUMN (ng)	CONCENTRATIONS FINAL (ug/L)
S	6 Total TPH				130604765	3459.74	3459.740
S	2 TPH-1	4.900-8.510			1621366	35.7219	35.721
	3 Fluorobenzene (IS)	8.527	8.515	0.012	3616982	50.0000	50.000
S	4 TPH-2	8.550-9.540			120220852	3190.82	3190.819
S	5 TFT (Surrogate)	9.550-9.700			3320860	85.1184	85.118
S	7 TPH-3	9.710-16.600			8762547	233.199	233.199

Sample Calculation
GKO

TestAmerica North Canton

CONTINUING CALIBRATION COMPOUNDS

Instrument ID: afid.i Injection Date: 09-SEP-2009 16:45
Lab File ID: AF090913.D Init. Cal. Date(s): 06-JUL-2009 06-JUL-2009
Analysis Type: WATER Init. Cal. Times: 11:12 14:42
Lab Sample ID: GAS CAL Quant Type: ESTD
Method: \\cansvr11\dd\chem\GCV\afid.i\A90909.b\A8015B.m

COMPOUND	RRF / AMOUNT	RF1000	CCAL RRF1000	MIN RRF	%D / %DRIFT	MAX %D / %DRIFT	CURVE TYPE	
S 6 Total TPH	39929	36512	36512	0.010	8.55772	15.00000	Averaged	
S 2 TPH-1	45389	44634	44634	0.010	1.66213	15.00000	Averaged	
3 Fluorobenzene (IS)	50.00000	50.00000	84954	0.010	0.000e+000	15.00000	Quadratic	
S 4 TPH-2	37677	36485	36485	0.010	3.16502	15.00000	Averaged	
S 5 TFT (Surrogate)	39015	27321	27321	0.010	29.97222	15.00000	Averaged	<-
S 7 TPH-3	37575	32456	32456	0.010	13.62364	15.00000	Averaged	

Average %D / Drift Results.

Calculated Average %D/Drift = 11.39615
Maximun Average %D/Drift = 15.00000
* Passed Average %D/Drift Test.

Sample Calculations
DRO

Tetra Tech NUS, Inc

Client Sample ID: MSA-DMW10S-090409

GC Semivolatiles

Lot-Sample #...:	A9I050193-001	**Work Order #...:**	LKE181CM	**Matrix.....:**	WG
Date Sampled...:	09/04/09 10:45	**Date Received..:**	09/05/09		
Prep Date.....:	09/08/09	**Analysis Date..:**	09/09/09		
Prep Batch #...:	9251237				
Dilution Factor:	1	**Initial Wgt/Vol:**	1040 mL	**Final Wgt/Vol..:**	1 mL
		Method.....:	SW846 8015B		

PARAMETER	RESULT	REPORTING LIMIT	UNITS	MDL
TPH (as Diesel)	500 B	100	ug/L	30

SURROGATE	PERCENT RECOVERY	RECOVERY LIMITS
C9 (nonane)	66	(10 - 110)

NOTE(S):

B Method blank contamination. The associated method blank contains the target analyte at a reportable level.

Sample calculation
DRO

Data File: \\cansvr11\dd\chem\GCS\a2hp6.i\90909A.b\023F2301.D
Report Date: 09-Sep-2009 20:46

TestAmerica North Canton

Diesel DRO

Data file : \\cansvr11\dd\chem\GCS\a2hp6.i\90909A.b\023F2301.D
Lab Smp Id: LKE181CM Client Smp ID: MSA-DMW10S-090409
Inj Date : 09-SEP-2009 20:25
Operator : 2398 Inst ID: a2hp6.i
Smp Info : LKE181CM
Misc Info :
Comment :
Method : \\cansvr11\dd\chem\GCS\a2hp6.i\90909A.b\TPH6f.m
Meth Date : 09-Sep-2009 18:21 Quant Type: ESTD
Cal Date : 03-SEP-2009 22:27 Cal File: 018F1801.D
Als bottle: 23
Dil Factor: 1.00000
Integrator: HP Genie Compound Sublist: 3-TPHasDIESEL.sub
Target Version: 4.14
Processing Host: CANSVR10

Concentration Formula: Amt * DF * Vt/Vi/Vo * CpndVariable

Name	Value	Description
DF	1.000	Dilution Factor
Vt	1000.000	final vol.
Vi	1.000	volume injected
Vo	1040.000	initial vol.
Cpnd Variable		Local Compound Variable

					CONCENTRATIONS	
					ON-COLUMN	FINAL
Compounds	RT	EXP RT	DLT RT	RESPONSE	(ng)	(ug/L)
S 1 TPH as Diesel	5.169-15.017			161646655	521.853	501.8
$ 2 Nonane	4.274	4.277	-0.003	765574	65.8705	63.34

Sample Calculation
DRO

Report Date : 08-Sep-2009 12:40

TestAmerica North Canton

INITIAL CALIBRATION DATA

Start Cal Date : 03-SEP-2009 15:19
End Cal Date : 03-SEP-2009 22:27
Quant Method : ESTD
Origin : Disabled
Target Version : 4.14
Integrator : HP Genie
Method file : \\cansvr11\dd\chem\GCS\a2hp6.i\90903A.b\TPH6f.m
Last Edit : 04-Sep-2009 13:19 geiss
Curve Type : Average

Calibration File Names:
Level 1: \\cansvr11\dd\chem\GCS\a2hp6.i\90903A.b\014F1401.D
Level 2: \\cansvr11\dd\chem\GCS\a2hp6.i\90903A.b\015F1501.D
Level 3: \\cansvr11\dd\chem\GCS\a2hp6.i\90903A.b\016F1601.D
Level 4: \\cansvr11\dd\chem\GCS\a2hp6.i\90903A.b\017F1701.D
Level 5: \\cansvr11\dd\chem\GCS\a2hp6.i\90903A.b\018F1801.D

	100.000	200.000	500.000	1000.000	2000.000		
Compound	Level 1	Level 2	Level 3	Level 4	Level 5	RRF	% RSD
S 1 TPH as Diesel	306297	299895	314974	309041	318570	309755	2.365
S 33 c10 to c34	*****	*****	*****	*****	*****	*****	***** <-
S 32 c10-c28	339405	307011	418365	314828	302119	336345	14.283
29 Sulfolane	*****	*****	*****	*****	*****	*****	***** <-
S 4 DRO	*****	*****	*****	*****	*****	*****	***** <-
S 30 C10 to C20	373559	361614	348167	340987	413870	367639	7.811
S 31 C20 to C34	300636	308608	315404	327978	443560	339237	17.443
$ 2 Nonane	11889	10734	14053	10754	10682	11622	12.472

Tetra Tech NUS **INTERNAL CORRESPONDENCE**

TO: **D. MURALI** **DATE: OCTOBER 27, 2009**

FROM: **TERRI L. SOLOMON** **COPIES: DV FILE**

SUBJECT: **INORGANIC DATA VALIDATION – PERCHLORATE, CHLORIDE, DISSOLVED ORGANIC CARBON, HEXAVALENT CHROMIUM, NITRATE –N, NITRITE – N, ORTHOPHOSPHATE – P, SULFATE, TOTAL ALKALINITY, TOTAL DISSOLVED SOLIDS**
LOCKHEED – MSA GW SAMPLING
SAMPLE DELIVERY GROUP (SDG) – 9I04243

SAMPLES: 13/Aqueous/

MSA-DMW10S-090409	MSA-DMW1A-090409
MSA-DMW1B-090409	MSA-DMW2A-090309
MSA-DMW3I-090309	MSA-DMW3S-090309
MSA-DMW4D-090309	MSA-DMW4S-090309
MSA-DMW5S-090309	MSA-DMW6D-090309
MSA-DMW6I-090309	MSA-DMW6S-090309
MSA-DMW29D-090309	

Overview

The sample set for Lockheed – MSA GW Sampling, SDG 9I04243, consists of thirteen (13) aqueous environmental samples. No field duplicate pairs were included within this SDG.

All samples were analyzed for perchlorate and hexavalent chromium. Samples MSA-DMW4D-090309 and MSA-DMW4S-090309 were also analyzed for chloride, dissolved organic carbon, nitrate – N, nitrite – N, orthophosphate – P, sulfate, total alkalinity and total dissolved solids. The samples were collected by Tetra Tech NUS on September 3 and 4, 2009 and analyzed by Test America – West Sacramento and Test America – North Canton. Perchlorate analyses were conducted using SW-846 method 6850. Chloride, nitrate - N, nitrite - N, orthophosphate - P and sulfate analyses were conducted using MCAWW method 300.0A. Alkalinity analyses were conducted using MCAWW method 310.1. Dissolved organic carbon analyses were conducted using SW-846 method 9060, Total dissolved solids analyses were conducted using MCAWW method 160.1. Hexavalent chromium analyses were conducted using SW-846 method 7196A.

The findings offered in this report are based upon a general review of all available data. The data review was based on data completeness, holding times, initial and continuing calibration verification results, laboratory method / preparation blank results, laboratory control sample recoveries, matrix spike / matrix spike duplicate recoveries, detection limits and analyte quantitation.

Areas of concern with respect to data quality are listed below.

Major Problems

- The matrix spike / matrix spike duplicate percent recoveries for hexavalent chromium were < 10% quality control limit for sample MSA-DMW4S-090309 (batch 9247452) affecting samples MSA-DMW6S-090309, MSA-DMW6I-090309, MSA-DMW2A-090309, MSA-DMW5S-090309, MSA-MW29D-090309, MSA-DMW3I-090309, MSA-DMW3S-090309, MSA-DMW4S-090309 and MSA-DMW4D-090309 . The nondetected results reported for hexavalent chromium were qualified as rejected, "UR". The positive results reported for hexavalent chromium were qualified as biased low, "L".

- The total chromium results were less than the hexavalent chromium results for sample MSA-DMW6D-090309. The positive result reported for hexavalent chromium was qualified as rejected, "R".

Minor Problems

- The matrix spike / matrix spike duplicate percent recovery for hexavalent chromium was < 75% quality control limit for sample MSA-DMW1A-090409 (batch 9252138) affecting samples MSA-DMW10S-090409, MSA-DMW1A-090409 and MSA-DMW1B-090409. The positive and nondetected results reported for hexavalent chromium were qualified as biased low, "L" and "UL", respectively.

- The matrix spike percent recovery for orthophosphate – P was < 75% quality control limit for sample MSA-DMW4S-090309. The nondetected results reported for orthophosphate were qualified as biased low, "UL".

- The matrix spike percent recovery for sulfate was < 75% quality control limit for sample MSA-DMW4S-090309. The positive results reported for sulfate were qualified as biased low, "L".

- Positive results reported below the reporting limit (RL) but above the method detection limit (MDL) for the perchlorate analyses were qualified as estimated, "J".

Notes

The following contaminants were detected in the laboratory method blanks at the following maximum concentrations:

Analyte	Maximum Concentration	Action Level
Alkalinity[(1)]	3.9 mg/L	19.5 mg/L
Alkalinity[(2)]	3.5 mg/L	17.5 mg/L

(1) Maximum concentration affecting sample MSA-DMW4S-090309.
(2) Maximum concentration affecting sample MSA-DMW4D-090309.

An action level of 5X the maximum contaminant level has been used to evaluate sample data for blank contamination. Sample aliquot and dilution factors, if applicable, were taken into consideration when evaluating for blank contamination. No validation actions were warranted as the sample results were either nondetects or were greater than the action level.

The continuing calibration percent recovery for orthophosphate – P was > 115% quality control limit. However, no validation actions were warranted as all sample results were nondetects.

Executive Summary

Laboratory Performance: none.

Other Factors Affecting Data Quality: The matrix spike / matrix spike duplicate percent recoveries for hexavalent chromium were < 30% quality control limit for samples MSA-DMW1A-090409 (batch 9252138) and MSA-DMW4S-090309 (batch 9247452). The matrix spike percent recoveries for sulfate and orthophosphate – P were < 75% quality control limit. Positive results reported below the RL but above the MDL for the perchlorate analyses were qualified as estimated.

The data for these analyses were reviewed with reference to Region III modifications to the "National Functional Guidelines for Inorganic Data Validation", April 1993 and the Region III modifications to the "National Functional Guidelines for Organic Data Review", September 1994.

The text of this report has been formulated to address only those problem areas affecting data quality.

Tetra Tech NUS
Terri L. Solomon
Environmental Scientist

Tetra Tech NUS
Joseph A. Samchuck
Quality Assurance Officer

Attachments:

1. Appendix A - Qualified Analytical Results
2. Appendix B - Results as reported by the Laboratory
3. Appendix C - Support Documentation

APPENDIX A
QUALIFIED ANALYTICAL RESULTS

Data Validation Qualifier Codes:

A = Lab Blank Contamination
B = Field Blank Contamination
C = Calibration Noncompliance (e.g. % RSDs, %Ds, ICVs, CCVs, RRFs, etc.)
C01 = GC/MS Tuning Noncompliance
D = MS/MSD Recovery Noncompliance
E = LCS/LCSD Recovery Noncompliance
F = Lab Duplicate Imprecision
G = Field Duplicate Imprecision
H = Holding Time Exceedance
I = ICP Serial Dilution Noncompliance
J = GFAA PDS-GFAA MSA's r < 0.995 / ICP PDS Recovery Noncompliance
K = ICP Interference - includes ICS % R Noncompliance
L = Instrument Calibration Range Exceedance
M = Sample Preservation Noncompliance
N = Internal Standard Noncompliance
N01 = Internal Standard Recovery Noncompliance Dioxins
N02 = Recovery Standard Noncompliance Dioxins
N03 = Clean-up Standard Noncompliance Dioxins
O - Poor Instrument Performance (e.g. base-line drifting)
P = Uncertainty near detection limit (< 2 x IDL for inorganics and <CRQL for organics)
Q = Other problems (can encompass a number of issues; e.g. chromatography,interferences, etc.)
R = Surrogates Recovery Noncompliance
S = Pesticide/PCB Resolution
T = % Breakdown Noncompliance for DOT and Endrin
U = % Difference between columns/detectors >25% for positive results determined via GC/HPLC
V = Non-linear calibrations; correlation coefficient r < 0.995
W = EMPC result
X = Signal to noise response drop
Y = Percent solids <30%
Z = Uncertainty at 2 sigma deviation is greater than sample activity

PROJ_NO: 02298	NSAMPLE	MSA-DMW10S-090409						MSA-DMW1A-090409					
SDG: 9I04243	LAB_ID	A9I050193001						A9I050193002					
FRACTION: MISC	SAMP_DATE	9/4/2009						9/4/2009					
MEDIA: WATER	QC_TYPE	NM						NM					
	UNITS	MG/L			UG/L			MG/L			UG/L		
	PCT_SOLIDS	.0			.0			.0			.0		
	DUP_OF												
PARAMETER		RESULT	VQL	QLCD	RESULT	VQL	QLCD	RESULT	VQL	QLCD	RESULT	VQL	QLCD
ALKALINITY													
CHLORIDE													
DISSOLVED ORGANIC CARBON													
HEXAVALENT CHROMIUM		0.01	UL	D				0.002	L	D			
NITRATE-N													
NITRITE-N													
ORTHOPHOSPHATE-P													
PERCHLORATE					0.082	U					0.24	J	P
SULFATE													
TOTAL DISSOLVED SOLIDS													

PROJ_NO: 02298	NSAMPLE	MSA-DMW1B-090409						MSA-DMW2A-090309					
SDG: 9I04243	LAB_ID	A9I050193003						A9I040243004					
FRACTION: MISC	SAMP_DATE	9/4/2009						9/3/2009					
MEDIA: WATER	QC_TYPE	NM						NM					
	UNITS	MG/L			UG/L			MG/L			UG/L		
	PCT_SOLIDS	.0			.0			.0			.0		
	DUP_OF												
PARAMETER		RESULT	VQL	QLCD	RESULT	VQL	QLCD	RESULT	VQL	QLCD	RESULT	VQL	QLCD
ALKALINITY													
CHLORIDE													
DISSOLVED ORGANIC CARBON													
HEXAVALENT CHROMIUM		0.002	UL	D				0.002	L	D			
NITRATE-N													
NITRITE-N													
ORTHOPHOSPHATE-P													
PERCHLORATE					0.082	U					0.11	J	P
SULFATE													
TOTAL DISSOLVED SOLIDS													

PROJ_NO: 02298	NSAMPLE	MSA-DMW3I-090309						MSA-DMW3S-090309					
SDG: 9I04243	LAB_ID	A9I040243008						A9I040243009					
FRACTION: MISC	SAMP_DATE	9/3/2009						9/3/2009					
MEDIA: WATER	QC_TYPE	NM						NM					
	UNITS	MG/L			UG/L			MG/L			UG/L		
	PCT_SOLIDS	.0			.0			.0			.0		
	DUP_OF												
PARAMETER		RESULT	VQL	QLCD	RESULT	VQL	QLCD	RESULT	VQL	QLCD	RESULT	VQL	QLCD
ALKALINITY													
CHLORIDE													
DISSOLVED ORGANIC CARBON													
HEXAVALENT CHROMIUM		0.002	UR	D				0.002	UR	D			
NITRATE-N													
NITRITE-N													
ORTHOPHOSPHATE-P													
PERCHLORATE					0.082	U					0.082	U	
SULFATE													
TOTAL DISSOLVED SOLIDS													

PROJ_NO: 02298	NSAMPLE	MSA-DMW4D-090309						MSA-DMW4S-090309					
SDG: 9I04243	LAB_ID	A9I040243011						A9I040243010					
FRACTION: MISC	SAMP_DATE	9/3/2009						9/3/2009					
MEDIA: WATER	QC_TYPE	NM						NM					
	UNITS	MG/L			UG/L			MG/L			UG/L		
	PCT_SOLIDS	.0			.0			.0			.0		
	DUP_OF												
PARAMETER		RESULT	VQL	QLCD	RESULT	VQL	QLCD	RESULT	VQL	QLCD	RESULT	VQL	QLCD
ALKALINITY		1.1	U					73					
CHLORIDE		123						105					
DISSOLVED ORGANIC CARBON		4						8					
HEXAVALENT CHROMIUM		0.002	UR	D				0.003	L	D			
NITRATE-N		2.8						0.023	U				
NITRITE-N		0.012	U					0.012	U				
ORTHOPHOSPHATE-P		0.044	UL	D				0.044	UL	D			
PERCHLORATE					5.8						0.082	U	
SULFATE		723	L	D				908	L	D			
TOTAL DISSOLVED SOLIDS		1200						1500					

PROJ_NO: 02298	NSAMPLE	MSA-DMW5S-090309						MSA-DMW6D-090309					
SDG: 9I04243	LAB_ID	A9I040243006						A9I040243003					
FRACTION: MISC	SAMP_DATE	9/3/2009						9/3/2009					
MEDIA: WATER	QC_TYPE	NM						NM					
	UNITS	MG/L			UG/L			MG/L			UG/L		
	PCT_SOLIDS	.0			.0			.0			.0		
	DUP_OF												
PARAMETER		RESULT	VQL	QLCD	RESULT	VQL	QLCD	RESULT	VQL	QLCD	RESULT	VQL	QLCD
ALKALINITY													
CHLORIDE													
DISSOLVED ORGANIC CARBON													
HEXAVALENT CHROMIUM		0.002	UR	D				0.04	R	Q			
NITRATE-N													
NITRITE-N													
ORTHOPHOSPHATE-P													
PERCHLORATE					0.63						0.098	J	P
SULFATE													
TOTAL DISSOLVED SOLIDS													

PROJ_NO: 02298 SDG: 9I04243 FRACTION: MISC MEDIA: WATER	NSAMPLE	MSA-DMW6I-090309						MSA-DMW6S-090309					
	LAB_ID	A9I040243002						A9I040243001					
	SAMP_DATE	9/3/2009						9/3/2009					
	QC_TYPE	NM						NM					
	UNITS	MG/L			UG/L			MG/L			UG/L		
	PCT_SOLIDS	.0			.0			.0			.0		
	DUP_OF												
PARAMETER		RESULT	VQL	QLCD	RESULT	VQL	QLCD	RESULT	VQL	QLCD	RESULT	VQL	QLCD
ALKALINITY													
CHLORIDE													
DISSOLVED ORGANIC CARBON													
HEXAVALENT CHROMIUM		0.002	UR	D				0.002	UR	D			
NITRATE-N													
NITRITE-N													
ORTHOPHOSPHATE-P													
PERCHLORATE					0.082	U					0.082	U	
SULFATE													
TOTAL DISSOLVED SOLIDS													

PROJ_NO: 02298	NSAMPLE	MSA-MW29D-090309					
SDG: 9I04243	LAB_ID	A9I040243007					
FRACTION: MISC	SAMP_DATE	9/3/2009					
MEDIA: WATER	QC_TYPE	NM					
	UNITS	MG/L			UG/L		
	PCT_SOLIDS	.0			.0		
	DUP_OF						
PARAMETER		RESULT	VQL	QLCD	RESULT	VQL	QLCD
ALKALINITY							
CHLORIDE							
DISSOLVED ORGANIC CARBON							
HEXAVALENT CHROMIUM		0.002	UR	D			
NITRATE-N							
NITRITE-N							
ORTHOPHOSPHATE-P							
PERCHLORATE					0.086	J	P
SULFATE							
TOTAL DISSOLVED SOLIDS							

APPENDIX B
RESULTS AS REPORTED BY THE LABORATORY

Tetra Tech NUS, Inc

Client Sample ID: MSA-DMW4D-090309

General Chemistry

Lot-Sample #...: A9I040243-011 **Work Order #...:** LKDLM **Matrix.....:** WG
Date Sampled...: 09/03/09 15:30 **Date Received..:** 09/04/09

PARAMETER	RESULT	RL	UNITS	METHOD	PREPARATION-ANALYSIS DATE	PREP BATCH #
Chloride	**123**	1.0	**mg/L**	**MCAWW 300.0A**	**09/04/09**	**9251181**
		Dilution Factor: 1		MDL.....: 0.10		
Dissolved Organic Carbon	**4**	1	**mg/L**	**SW846 9060**	**09/09/09**	**9251345**
		Dilution Factor: 1		MDL.....: 0.2		
Hexavalent Chromium	ND	0.02	mg/L	SW846 7196A	09/04/09	9247452
		Dilution Factor: 1		MDL.....: 0.002		
Nitrate as N	**2.8**	0.10	**mg/L**	**MCAWW 300.0A**	**09/04/09**	**9251185**
		Dilution Factor: 1		MDL.....: 0.023		
Nitrite as N	ND	0.10	mg/L	MCAWW 300.0A	09/04/09	9251186
		Dilution Factor: 1		MDL.....: 0.012		
Phosphate as P, Ortho	ND	0.50	mg/L	MCAWW 300.0A	09/04/09	9251187
		Dilution Factor: 1		MDL.....: 0.044		
Sulfate	**723**	5.0	**mg/L**	**MCAWW 300.0A**	**09/04/09**	**9251182**
		Dilution Factor: 5		MDL.....: 0.60		
Total Alkalinity	ND	5.0	mg/L	MCAWW 310.1	09/15/09	9258381
		Dilution Factor: 1		MDL.....: 1.1		
Total Dissolved Solids	**1200**	10	**mg/L**	**MCAWW 160.1**	**09/08-09/09/09**	**9251433**
		Dilution Factor: 1		MDL.....: 3.1		

Tetra Tech NUS, Inc

Client Sample ID: MSA-DMW4S-090309

General Chemistry

Lot-Sample #...: A9I040243-010 **Work Order #...:** LKDK1 **Matrix.....:** WG
Date Sampled...: 09/03/09 13:15 **Date Received..:** 09/04/09

PARAMETER	RESULT	RL	UNITS	METHOD	PREPARATION-ANALYSIS DATE	PREP BATCH #
Chloride	**105**	**1.0**	**mg/L**	**MCAWW 300.0A**	**09/04/09**	**9251181**
		Dilution Factor: 1		MDL.....: 0.10		
Dissolved Organic Carbon	**8**	**1**	**mg/L**	**SW846 9060**	**09/09/09**	**9251345**
		Dilution Factor: 1		MDL.....: 0.2		
Hexavalent Chromium	**0.003 B**	**0.02**	**mg/L**	**SW846 7196A**	**09/04/09**	**9247452**
		Dilution Factor: 1		MDL.....: 0.002		
Nitrate as N	ND	0.10	mg/L	MCAWW 300.0A	09/04/09	9251185
		Dilution Factor: 1		MDL.....: 0.023		
Nitrite as N	ND	0.10	mg/L	MCAWW 300.0A	09/04/09	9251186
		Dilution Factor: 1		MDL.....: 0.012		
Phosphate as P, Ortho	ND	0.50	mg/L	MCAWW 300.0A	09/04/09	9251187
		Dilution Factor: 1		MDL.....: 0.044		
Sulfate	**908**	**10.0**	**mg/L**	**MCAWW 300.0A**	**09/09/09**	**9252273**
		Dilution Factor: 10		MDL.....: 1.2		
Total Alkalinity	**73 J**	**5.0**	**mg/L**	**MCAWW 310.1**	**09/12/09**	**9257338**
		Dilution Factor: 1		MDL.....: 1.1		
Total Dissolved Solids	**1500**	**20**	**mg/L**	**MCAWW 160.1**	**09/09-09/10/09**	**9252341**
		Dilution Factor: 2		MDL.....: 6.2		

NOTE(S):

RL Reporting Limit

B Estimated result. Result is less than RL.

J Method blank contamination. The associated method blank contains the target analyte at a reportable level.

Tetra Tech NUS, Inc

Client Sample ID: MSA-DMW10S-090409

General Chemistry

Lot-Sample #...: A9I050193-001 **Work Order #...:** LKE18 **Matrix.....:** WG
Date Sampled...: 09/04/09 10:45 **Date Received..:** 09/05/09

PARAMETER	RESULT	RL	UNITS	METHOD	PREPARATION-ANALYSIS DATE	PREP BATCH #
Hexavalent Chromium	ND G	0.10	mg/L	SW846 7196A	09/05/09	9252138

Dilution Factor: 5 MDL.....: 0.01

NOTE(S):

RL Reporting Limit

G Elevated reporting limit. The reporting limit is elevated due to matrix interference.

Tetra Tech NUS, Inc

Client Sample ID: MSA-DMW1A-090409

General Chemistry

Lot-Sample #...: A9I050193-002 Work Order #...: LKE2K Matrix.....: WG
Date Sampled...: 09/04/09 12:25 Date Received..: 09/05/09

PARAMETER	RESULT	RL	UNITS	METHOD	PREPARATION-ANALYSIS DATE	PREP BATCH #
Hexavalent Chromium	0.002 B	0.02	mg/L	SW846 7196A	09/05/09	9252138

Dilution Factor: 1 MDL.....: 0.002

NOTE(S):

RL Reporting Limit

B Estimated result. Result is less than RL.

Tetra Tech NUS, Inc

Client Sample ID: MSA-DMW1B-090409

General Chemistry

Lot-Sample #...: A9I050193-003 **Work Order #...:** LKE2P **Matrix.....:** WG
Date Sampled...: 09/04/09 13:50 **Date Received..:** 09/05/09

PARAMETER	RESULT	RL	UNITS	METHOD	PREPARATION-ANALYSIS DATE	PREP BATCH #
Hexavalent Chromium	ND	0.02	mg/L	SW846 7196A	09/05/09	9252138

Dilution Factor: 1 MDL.....: 0.002

Tetra Tech NUS, Inc

Client Sample ID: MSA-DMW2A-090309

General Chemistry

Lot-Sample #...: A9I040243-004 Work Order #...: LKDJ1 Matrix.....: WG
Date Sampled...: 09/03/09 13:45 Date Received..: 09/04/09

PARAMETER	RESULT	RL	UNITS	METHOD	PREPARATION-ANALYSIS DATE	PREP BATCH #
Hexavalent Chromium	0.002 B	0.02	mg/L	SW846 7196A	09/04/09	9247452

Dilution Factor: 1 MDL.....: 0.002

NOTE(S):

RL Reporting Limit

B Estimated result. Result is less than RL.

Tetra Tech NUS, Inc

Client Sample ID: MSA-DMW3I-090309

General Chemistry

Lot-Sample #...: A9I040243-008 **Work Order #...:** LKDKW **Matrix.....:** WG
Date Sampled...: 09/03/09 08:55 **Date Received..:** 09/04/09

PARAMETER	RESULT	RL	UNITS	METHOD	PREPARATION-ANALYSIS DATE	PREP BATCH #
Hexavalent Chromium	ND	0.02	mg/L	SW846 7196A	09/04/09	9247452

Dilution Factor: 1 MDL.....: 0.002

Tetra Tech NUS, Inc

Client Sample ID: MSA-DMW3S-090309

General Chemistry

Lot-Sample #...: A9I040243-009 **Work Order #...:** LKDK0 **Matrix.....:** WG
Date Sampled...: 09/03/09 10:45 **Date Received..:** 09/04/09

PARAMETER	RESULT	RL	UNITS	METHOD	PREPARATION-ANALYSIS DATE	PREP BATCH #
Hexavalent Chromium	ND	0.02	mg/L	SW846 7196A	09/04/09	9247452

Dilution Factor: 1 MDL.....: 0.002

Tetra Tech NUS, Inc

Client Sample ID: MSA-DMW5S-090309

General Chemistry

Lot-Sample #...: A9I040243-006 **Work Order #...:** LKDKF **Matrix.....:** WG
Date Sampled...: 09/03/09 12:11 **Date Received..:** 09/04/09

PARAMETER	RESULT	RL	UNITS	METHOD	PREPARATION-ANALYSIS DATE	PREP BATCH #
Hexavalent Chromium	ND	0.02	mg/L	SW846 7196A	09/04/09	9247452

Dilution Factor: 1 MDL.....: 0.002

Tetra Tech NUS, Inc

Client Sample ID: MSA-DMW6D-090309

General Chemistry

Lot-Sample #...: A9I040243-003 **Work Order #...:** LKDHG **Matrix.....:** WG
Date Sampled...: 09/03/09 11:40 **Date Received..:** 09/04/09

PARAMETER	RESULT	RL	UNITS	METHOD	PREPARATION-ANALYSIS DATE	PREP BATCH #
Hexavalent Chromium	0.04	0.02	mg/L	SW846 7196A	09/04/09	9247452

Dilution Factor: 1 MDL.....: 0.002

Tetra Tech NUS, Inc

Client Sample ID: MSA-DMW6I-090309

General Chemistry

Lot-Sample #...: A9I040243-002 **Work Order #...:** LKDHE **Matrix.....:** WG
Date Sampled...: 09/03/09 10:15 **Date Received..:** 09/04/09

PARAMETER	RESULT	RL	UNITS	METHOD	PREPARATION-ANALYSIS DATE	PREP BATCH #
Hexavalent Chromium	ND	0.02	mg/L	SW846 7196A	09/04/09	9247452

Dilution Factor: 1 MDL.....: 0.002

Tetra Tech NUS, Inc

Client Sample ID: MSA-DMW6S-090309

General Chemistry

Lot-Sample #...: A9I040243-001 **Work Order #...:** LKDGK **Matrix.....:** WG
Date Sampled...: 09/03/09 09:05 **Date Received..:** 09/04/09

PARAMETER	RESULT	RL	UNITS	METHOD	PREPARATION-ANALYSIS DATE	PREP BATCH #
Hexavalent Chromium	ND	0.02	mg/L	SW846 7196A	09/04/09	9247452

Dilution Factor: 1 MDL.....: 0.002

Tetra Tech NUS, Inc

Client Sample ID: MSA-MW29D-090309

General Chemistry

Lot-Sample #...: A9I040243-007 **Work Order #...:** LKDKT **Matrix.....:** WG
Date Sampled...: 09/03/09 15:03 **Date Received..:** 09/04/09

PARAMETER	RESULT	RL	UNITS	METHOD	PREPARATION-ANALYSIS DATE	PREP BATCH #
Hexavalent Chromium	ND	0.02	mg/L	SW846 7196A	09/04/09	9247452

Dilution Factor: 1 MDL.....: 0.002

Tetra Tech NUS, Inc

Client Sample ID: MSA-DMW10S-090409

Dissolved HPLC - Mass. Spec.

Lot-Sample #...:	A9I050193-001	**Work Order #...:**	LKE181CQ	**Matrix.....:**	WG
Date Sampled...:	09/04/09 10:45	**Date Received..:**	09/05/09		
Prep Date.....:	09/15/09	**Analysis Date..:**	09/16/09		
Prep Batch #...:	9258425				
Dilution Factor:	1	**Method.....:**	SW846 6850		

PARAMETER	RESULT	REPORTING LIMIT	UNITS	MDL
Perchlorate	ND	0.50	ug/L	0.082

Tetra Tech NUS, Inc

Client Sample ID: MSA-DMW1A-090409

Dissolved HPLC - Mass. Spec.

Lot-Sample #...:	A9I050193-002	Work Order #...:	LKE2K1CQ	Matrix.....:	WG
Date Sampled...:	09/04/09 12:25	Date Received..:	09/05/09		
Prep Date.....:	09/15/09	Analysis Date..:	09/16/09		
Prep Batch #...:	9258425				
Dilution Factor:	1	Method.....:	SW846 6850		

PARAMETER	RESULT	REPORTING LIMIT	UNITS	MDL
Perchlorate	0.24 J	0.50	ug/L	0.082

NOTE(S):

J Estimated result. Result is less than RL.

Tetra Tech NUS, Inc

Client Sample ID: MSA-DMW1B-090409

Dissolved HPLC - Mass. Spec.

Lot-Sample #...: A9I050193-003 **Work Order #...:** LKE2P1CN **Matrix.....:** WG
Date Sampled...: 09/04/09 13:50 **Date Received..:** 09/05/09
Prep Date.....: 09/15/09 **Analysis Date..:** 09/16/09
Prep Batch #...: 9258425
Dilution Factor: 1 **Method.....:** SW846 6850

PARAMETER	RESULT	REPORTING LIMIT	UNITS	MDL
Perchlorate	ND	0.50	ug/L	0.082

Tetra Tech NUS, Inc

Client Sample ID: MSA-DMW6S-090309

Dissolved HPLC - Mass. Spec.

Lot-Sample #...:	A9I040243-001	**Work Order #...:**	LKDGK1CQ	**Matrix.....:**	WG
Date Sampled...:	09/03/09 09:05	**Date Received..:**	09/04/09		
Prep Date.....:	09/12/09	**Analysis Date..:**	09/15/09		
Prep Batch #...:	9255095				
Dilution Factor:	1	**Method.....:**	SW846 6850		

PARAMETER	RESULT	REPORTING LIMIT	UNITS	MDL
Perchlorate	ND	0.50	ug/L	0.082

Tetra Tech NUS, Inc

Client Sample ID: MSA-DMW6I-090309

Dissolved HPLC - Mass. Spec.

Lot-Sample #...:	A9I040243-002	**Work Order #...:**	LKDHE1CQ	**Matrix.....:**	WG
Date Sampled...:	09/03/09 10:15	**Date Received..:**	09/04/09		
Prep Date.....:	09/12/09	**Analysis Date..:**	09/15/09		
Prep Batch #...:	9255095				
Dilution Factor:	1	**Method.....:**	SW846 6850		

PARAMETER	RESULT	REPORTING LIMIT	UNITS	MDL
Perchlorate	ND	0.50	ug/L	0.082

Tetra Tech NUS, Inc

Client Sample ID: MSA-DMW6D-090309

Dissolved HPLC - Mass. Spec.

Lot-Sample #...: A9I040243-003 Work Order #...: LKDHG1CN Matrix.....: WG
Date Sampled...: 09/03/09 11:40 Date Received..: 09/04/09
Prep Date.....: 09/12/09 Analysis Date..: 09/15/09
Prep Batch #...: 9255095
Dilution Factor: 1 Method.....: SW846 6850

PARAMETER	RESULT	REPORTING LIMIT	UNITS	MDL
Perchlorate	0.098 J	0.50	ug/L	0.082

NOTE(S):

J Estimated result. Result is less than RL.

Tetra Tech NUS, Inc

Client Sample ID: MSA-DMW2A-090309

Dissolved HPLC - Mass. Spec.

Lot-Sample #...:	A9I040243-004	Work Order #...:	LKDJ11CN	Matrix.....:	WG
Date Sampled...:	09/03/09 13:45	Date Received..:	09/04/09		
Prep Date.....:	09/12/09	Analysis Date..:	09/15/09		
Prep Batch #...:	9255095				
Dilution Factor:	1	Method.....:	SW846 6850		

PARAMETER	RESULT	REPORTING LIMIT	UNITS	MDL
Perchlorate	0.11 J	0.50	ug/L	0.082

NOTE(S):

J Estimated result. Result is less than RL.

Tetra Tech NUS, Inc

Client Sample ID: MSA-DMW5S-090309

Dissolved HPLC - Mass. Spec.

Lot-Sample #...: A9I040243-006 Work Order #...: LKDKF1CQ Matrix.....: WG
Date Sampled...: 09/03/09 12:11 Date Received..: 09/04/09
Prep Date.....: 09/12/09 Analysis Date..: 09/15/09
Prep Batch #...: 9255095
Dilution Factor: 1 Method.....: SW846 6850

PARAMETER	RESULT	REPORTING LIMIT	UNITS	MDL
Perchlorate	0.63	0.50	ug/L	0.082

Tetra Tech NUS, Inc

Client Sample ID: MSA-MW29D-090309

Dissolved HPLC - Mass. Spec.

Lot-Sample #...:	A9I040243-007	Work Order #...:	LKDKT1CN	Matrix.....:	WG
Date Sampled...:	09/03/09 15:03	Date Received..:	09/04/09		
Prep Date.....:	09/12/09	Analysis Date..:	09/15/09		
Prep Batch #...:	9255095				
Dilution Factor:	1	Method.....:	SW846 6850		

PARAMETER	RESULT	REPORTING LIMIT	UNITS	MDL
Perchlorate	0.086 J	0.50	ug/L	0.082

NOTE(S):

J Estimated result. Result is less than RL.

Tetra Tech NUS, Inc

Client Sample ID: MSA-DMW3I-090309

Dissolved HPLC - Mass. Spec.

Lot-Sample #...:	A9I040243-008	**Work Order #...:**	LKDKW1CN	**Matrix.....:**	WG
Date Sampled...:	09/03/09 08:55	**Date Received..:**	09/04/09		
Prep Date.....:	09/12/09	**Analysis Date..:**	09/15/09		
Prep Batch #...:	9255095				
Dilution Factor:	1	**Method.....:**	SW846 6850		

PARAMETER	RESULT	REPORTING LIMIT	UNITS	MDL
Perchlorate	ND	0.50	ug/L	0.082

Tetra Tech NUS, Inc

Client Sample ID: MSA-DMW3S-090309

Dissolved HPLC - Mass. Spec.

Lot-Sample #...: A9I040243-009 **Work Order #...:** LKDK01CQ **Matrix.....:** WG
Date Sampled...: 09/03/09 10:45 **Date Received..:** 09/04/09
Prep Date.....: 09/12/09 **Analysis Date..:** 09/15/09
Prep Batch #...: 9255095
Dilution Factor: 1 **Method.....:** SW846 6850

PARAMETER	RESULT	REPORTING LIMIT	UNITS	MDL
Perchlorate	ND	0.50	ug/L	0.082

Tetra Tech NUS, Inc

Client Sample ID: MSA-DMW4S-090309

Dissolved HPLC - Mass. Spec.

Lot-Sample #...:	A9I040243-010	**Work Order #...:**	LKDK11C2	**Matrix.....:**	WG
Date Sampled...:	09/03/09 13:15	**Date Received..:**	09/04/09		
Prep Date.....:	09/12/09	**Analysis Date..:**	09/15/09		
Prep Batch #...:	9255095				
Dilution Factor:	1	**Method.....:**	SW846 6850		

PARAMETER	RESULT	REPORTING LIMIT	UNITS	MDL
Perchlorate	ND	0.50	ug/L	0.082

Tetra Tech NUS, Inc

Client Sample ID: MSA-DMW4D-090309

Dissolved HPLC - Mass. Spec.

Lot-Sample #...:	A9I040243-011	Work Order #...:	LKDLM1CD	Matrix.....:	WG
Date Sampled...:	09/03/09 15:30	Date Received..:	09/04/09		
Prep Date.....:	09/12/09	Analysis Date..:	09/15/09		
Prep Batch #...:	9255095				
Dilution Factor:	1	Method.....:	SW846 6850		

PARAMETER	RESULT	REPORTING LIMIT	UNITS	MDL
Perchlorate	5.8	0.50	ug/L	0.082

APPENDIX C
SUPPORT DOCUMENTATION

CASE NARRATIVE

9I04243

The following report contains the analytical results for thirteen water samples and two quality control samples submitted to TestAmerica North Canton by Tetra Tech NUS, Inc from the MSA GW Sampling Site, project number 112IC02298. The samples were received September 04, 2009 and September 05, 2009, according to documented sample acceptance procedures.

This SDG consists of (9I04243) laboratory ID's: A9I040243 and A9I050193

The 6850 Perchlorate analysis was performed at the TestAmerica West Sacramento Laboratory. Please refer to the narrative included in the West Sacramento package.

The 6010B Metals were performed at the TestAmerica Pittsburgh Laboratory. Please refer to the narrative provided in the Pittsburgh package.

The SIM 8260 1,4 Dioxane was performed at the TestAmerica Irvine Laboratory. Please refer to the narrative provided in the Irvine package.

TestAmerica utilizes USEPA approved methods in all analytical work. The samples presented in this report were analyzed for the parameter(s) listed on the analytical methods summary page in accordance with the method(s) indicated. Preliminary results were provided to Dev Murali, Tobrena Skeen and Tony Apanavage on September 21, 2009. A summary of QC data for these analyses is included at the back of the report.

TestAmerica North Canton attests to the validity of the laboratory data generated by TestAmerica facilities reported herein. All analyses performed by TestAmerica facilities were done using established laboratory SOPs that incorporate QA/QC procedures described in the applicable methods. TestAmerica's operations groups have reviewed the data for compliance with the laboratory QA/QC plan, and data have been found to be compliant with laboratory protocols unless otherwise noted below.

The test results in this report meet all NELAP requirements for parameters for which accreditation is required or available. Any exceptions to NELAP requirements are noted in this report. Pursuant to NELAP, this report may not be reproduced, except in full, without the written approval of the laboratory.

All parameters were evaluated to the method detection limit and include qualified results where applicable.

Please refer to the Quality Control Elements Narrative following this case narrative for additional quality control information.

CASE NARRATIVE (continued)

If you have any questions, please call the Project Manager, Patrick J. O'Meara, at 330-497-9396.

This report is sequentially paginated. The final page of the report is labeled as "END OF REPORT."

SUPPLEMENTAL QC INFORMATION

SAMPLE RECEIVING

The coolers were received at temperatures ranging from 1.6 to 3.0° C.

GC/MS VOLATILES

The sample(s) that contained concentrations of target analyte(s) at a reportable level in the associated Method Blank(s) were flagged with "B". All target analytes in the Method Blank must be below the reporting limit (RL) or the associated sample(s) must be ND with the exception of common laboratory contaminants.

The sample(s) that contain results between the MDL and the RL were flagged with "J". There is a possibility of false positive or mis-identification at these quantitation levels. In analytical methods requiring confirmation of the analyte reported, confirmation was performed only down to the standard reporting limit (SRL). The acceptance criteria for QC samples may not be met at these quantitation levels.

2-Chloroethyl vinyl ether cannot be reliably recovered in an acid preserved sample.

DISSOLVED GASES/RSK

The analytical results met the requirements of the laboratory's QA/QC program.

PURGEABLE PETROLEUM HYDROCARBONS-8015

The sample(s) that contain results between the MDL and the RL were flagged with "J". There is a possibility of false positive or mis-identification at these quantitation levels. In analytical methods requiring confirmation of the analyte reported, confirmation was performed only down to the standard reporting limit (SRL). The acceptance criteria for QC samples may not be met at these quantitation levels.

No MS/MSD is reported in QC batch 9253052 due to the parent sample needing to be reanalyzed at a lesser dilution. A LCS/LCSD is reported.

CASE NARRATIVE (continued)

EXTRACTABLE PETROLEUM HYDROCARBONS-8015

The sample(s) that contained concentrations of target analyte(s) at a reportable level in the associated Method Blank(s) were flagged with "B". All target analytes in the Method Blank must be below the reporting limit (RL) or the associated sample(s) must be ND with the exception of common laboratory contaminants.

The sample(s) that contain results between the MDL and the RL were flagged with "J". There is a possibility of false positive or mis-identification at these quantitation levels. In analytical methods requiring confirmation of the analyte reported, confirmation was performed only down to the standard reporting limit (SRL). The acceptance criteria for QC samples may not be met at these quantitation levels.

METALS

The sample(s) that contain results between the MDL and the RL were flagged with "B". There is the possibility of false positive or mis-identification at these quantitation levels. The acceptance criteria for the ICB, CCB, and Method Blank are +/- the standard reporting limit (SRL).

The sample(s) that contained concentrations of target analyte(s) at a reportable level in the associated Method Blank(s) were flagged with "J". Refer to the sample report pages for the affected analyte(s).

Matrix spike recovery and relative percent difference (RPD) data were not calculated for some analytes for MSA-DMW6S-090309 due to the sample concentration reading greater than four times the spike amount. See the Matrix Spike Report for the affected analytes which will be flagged with "NC, MSB".

Matrix spike recovery and relative percent difference (RPD) data were not calculated for some analytes for batch(es) 9252016 due to the sample concentration reading greater than four times the spike amount. See the Matrix Spike Report for the affected analytes which will be flagged with "NC, MSB".

The matrix spike/matrix spike duplicate(s) for MSA-DMW4S-090309 had recoveries outside acceptance limits. However, since the associated method blank(s) and laboratory control sample(s) were in control, no corrective action was necessary.

The matrix spike/matrix spike duplicate(s) for batch(es) 9252016 had recoveries outside acceptance limits. However, since the associated method blank(s) and laboratory control sample(s) were in control, no corrective action was necessary.

CASE NARRATIVE (continued)

METALS

The sample duplicate RPD was outside the acceptance limits for some analytes. The result is less than five times the reporting limit; therefore, no corrective action is required. Refer to the sample duplicate report for RPDS that exceed 20%.

GENERAL CHEMISTRY

The sample(s) that contain results between the MDL and the RL were flagged with "B". There is the possibility of false positive or mis-identification at these quantitation levels. The acceptance criteria for the ICB, CCB, and Method Blank are +/- the standard reporting limit (SRL).

The sample(s) had elevated reporting limits due to matrix interferences. Refer to the sample report pages for the affected analyte(s) flagged with "G".

The sample(s) that contained concentrations of target analyte(s) at a reportable level in the associated Method Blank(s) were flagged with "J". Refer to the sample report pages for the affected analytes(s).

The matrix spike/matrix spike duplicate(s) for MSA-DMW4S-090309 and MSA-DMW1A-090409 had RPD's and recoveries outside acceptance limits. However, since the associated method blank(s) and laboratory control sample(s) were in control, no corrective action was necessary.

The matrix spike/matrix spike duplicate(s) for batch(es) 9251181 and 9258381 had recoveries outside acceptance limits. However, since the associated method blank(s) and laboratory control sample(s) were in control, no corrective action was necessary.

The CCVs associated with batch 9251187 for Orthophosphate Ion Chromatography exceeded method criteria on the high side. Since the samples MSA-DMW4S-090309 and MSA-DMW4D-090309 results were below the requested reporting limit the results were accepted.

Due to a laboratory accident, the TDS sample MSA-DMW4S-090309 associated with the duplicate in batch 9251433 was deleted from the batch. Therefore, batches 9251433 and 9251434 will be reported with a blank, LCS and only one duplicate.

The sample duplicate data for batch (es) 9251433 and 9252341 is not included in this report for TDS. The batch QC samples, which document the effect of a specific sample matrix on method performance, were not associated with a sample reported in this lot. The data, therefore, has no bearing on the samples reported herein. In order to document compliance with the QC requirement for a sample duplicate per 10 environmental samples, a summary of sample/QC associations has been provided

Case Narrative

TestAmerica West Sacramento Project Number A9I040243

General Comments
Note: Per the method, a laboratory control sample (LCS) & synthetic matrix check sample (SMCS) were analyzed with the samples. Both have been reported under the LCS report under the following work orders:
LCS – LKP081AC
SMCS – LKP081AE

WATER, 6850/DOD Handbook, Perchlorate
Sample(s): 3
This sample had a high internal standard area count. The sample was re-analyzed and the high internal standard area count was confirmed.

There were no other anomalies associated with this project.

Chain of Custody Record

TAL-4124 (1007)

Temperature on Receipt _____

Drinking Water? Yes ☐ No ☒

TestAmerica

THE LEADER IN ENVIRONMENTAL TESTING

Client	Project Manager	Date	Chain of Custody Number
TetraTech NUS, Inc	Dev Murali	9/3/09	155192
Address	**Telephone Number (Area Code)/Fax Number**	**Lab Number**	Page 1 of 1
20251 Century Blvd. Suite 200	(301) 528-3063		
City / **State** / **Zip Code**	**Site Contact** / **Lab Contact**		
Germantown / MD / 20874	Dawn Marklewicz		
Project Name and Location (State)	**Carrier/Waybill Number**		
MSA GW Sampling			
Contract/Purchase Order/Quote No.			

Analysis (Attach list if more space is needed)

Sample I.D. No. and Description (Containers for each sample may be combined on one line)	Date	Time	Air	Aqueous	Sed.	Soil	Unpres.	H2SO4	HNO3	HCl	NaOH	ZnAc/NaOH	VOC+TIC	1,4-Dioxane	CR(VI)	Total Metals	Dissolved Metals	Perchlorate	DRO	GRO	Dissolved Gases	Fe, K, Mn, Ca, Na, SO4, Mg	DOC	TDS Alk. Anions	Special Instructions Conditions of Receipt
MSA-DMW6S-090309	9/3/09	0905		X			X		X	X			X	X	X	X	X	X	X	X					
MSA-DMW6I-090309	↓	1015		X			X		X	X			X	X	X	X	X	X							
MSA-DMW6D-090309	↓	1140		X			X		X	X			X	X	X	X	X	X							
MSA-DMW2A-090309	↓	1345		X			X		X	X			X	X	X	X	X	X							
TB-090309-01	↓	—		X						X			X												
MSA-DMW5S-090309	↓	1211		X			X		X	X			X	X	X	X	X	X	X	X					
MSA-MW29D-090309	↓	1503		X			X		X	X			X	X	X	X	X	X							
MSA-DMW3I-090309	↓	0855		X			X		X	X			X	X	X	X	X	X							
MSA-DMW3S-090309	↓	1045		X			X		X	X			X	X	X	X	X	X	X	X					
MSA-DMW4S-090309	↓	1315		X			X	X	X	X			X	X	X	X	X	X	X	X	X	X	X	X	
MSA-DMW4D-090309	↓	1530		X			X	X	X	X			X	X	X	X	X	X	X		X	X	X	X	

Possible Hazard Identification: ☒ Non-Hazard ☐ Flammable ☐ Skin Irritant ☐ Poison B ☐ Unknown

Sample Disposal: ☐ Return To Client ☒ Disposal By Lab ☐ Archive For _____ Months (A fee may be assessed if samples are retained longer than 1 month)

Turn Around Time Required: ☐ 24 Hours ☐ 48 Hours ☐ 7 Days ☐ 14 Days ☐ 21 Days ☐ Other _____

QC Requirements (Specify)

	Date	Time		Date	Time
1. Relinquished By [signature]	9-3-09		1. Received By [signature]	9-4-09	9:10
2. Relinquished By			2. Received By		
3. Relinquished By			3. Received By		

Comments

DISTRIBUTION: WHITE - Returned to Client with Report; CANARY - Stays with the Sample; PINK - Field Copy

North Canton

31

Chain of Custody Record

TAL-4124 (1007)

Temperature on Receipt _____

Drinking Water? Yes ☐ No ☒

TestAmerica

THE LEADER IN ENVIRONMENTAL TESTING

Client: Tetra Tech NUS Inc.	Project Manager: Dev Murali	Date: 9-4-09	Chain of Custody Number: 155194
Address: 20251 Century Blvd Suite 200	Telephone Number (Area Code)/Fax Number: (301) 528-3063	Lab Number:	Page 1 of 1
City: Germantown; State: MD; Zip Code: 20874	Site Contact: Stuart Cameron; Lab Contact:		
Project Name and Location (State): MSA Ground Water Sampling	Carrier/Waybill Number:		
Contract/Purchase Order/Quote No.:			

Analysis (Attach list if more space is needed)

Sample I.D. No. and Description (Containers for each sample may be combined on one line)	Date	Time	Matrix: Air	Aqueous	Sed.	Soil	Containers & Preservatives: Unpres.	H2SO4	HNO3	HCl	NaOH	ZnAc/NaOH	VOC+TIC	1,4-Dioxane	Potch Iorate	CR(VI)	Total Metals+Hg	Diss Metals+Hg	GRO	DRO	Special Instructions/Conditions of Receipt
MSA-DMW10S-090409	9-4-09	1045					X	X	X	X			X	X	X	X	X	X	X	X	
MSA-DMW1A-090409	↓	1225					X	X	X	X			X	X	X	X	X	X			
MSA-DMW1B-090409	↓	1350					X		X	X			X	X	X	X	X	X			
TB-090909-02	↓									X			X								

Possible Hazard Identification: ☐ Non-Hazard ☐ Flammable ☐ Skin Irritant ☐ Poison B ☐ Unknown

Sample Disposal: ☐ Return To Client ☒ Disposal By Lab ☐ Archive For _____ Months (A fee may be assessed if samples are retained longer than 1 month)

Turn Around Time Required: ☐ 24 Hours ☐ 48 Hours ☐ 7 Days ☐ 14 Days ☐ 21 Days ☐ Other _____

QC Requirements (Specify)

	Date	Time		Date	Time
1. Relinquished By: [signature]	9-4-09		1. Received By: [signature]	9-5-09	10:00
2. Relinquished By:			2. Received By:		
3. Relinquished By:			3. Received By:		

Comments

DISTRIBUTION: WHITE - Returned to Client with Report; CANARY - Stays with the Sample; PINK - Field Copy

North Canton

34

SORT	UNITS	NSAMPLE	LAB_ID	QC_TYPE	SAMP_DATE	EXTR_DATE	ANAL_DATE	SMP_EXTR	EXTR_ANL	SMP_ANL
MF	UG/L	MSA-DMW4S-090309	A9I040243010	NM	9/3/2009	9/9/2009	9/16/2009	5.865	7.492	13.36
MF	UG/L	MSA-DMW2A-090309	A9I040243004	NM	9/3/2009	9/9/2009	9/16/2009	5.844	7.437	13.28
MF	UG/L	MSA-DMW3S-090309	A9I040243009	NM	9/3/2009	9/9/2009	9/16/2009	5.969	7.483	13.45
MF	UG/L	MSA-DMW3I-090309	A9I040243008	NM	9/3/2009	9/9/2009	9/16/2009	6.045	7.474	13.52
MF	UG/L	MSA-DMW2A-090309	A9I040243004	NM	9/3/2009	9/9/2009	9/17/2009	5.844	8.085	13.93
ALK	MG/L	MSA-DMW4D-090309	A9I040243011	NM	9/3/2009	9/15/2009	9/15/2009	11.35	0	11.35
ALK	MG/L	MSA-DMW4S-090309	A9I040243010	NM	9/3/2009	9/12/2009	9/12/2009	8.448	0	8.448
CL	MG/L	MSA-DMW4D-090309	A9I040243011	NM	9/3/2009	9/4/2009	9/4/2009	0.354	0.953	1.308
CL	MG/L	MSA-DMW4S-090309	A9I040243010	NM	9/3/2009	9/4/2009	9/4/2009	0.448	0.919	1.367
CR6	MG/L	MSA-DMW4D-090309	A9I040243011	NM	9/3/2009	9/4/2009	9/4/2009	0.354	0.436	0.790
CR6	MG/L	MSA-MW29D-090309	A9I040243007	NM	9/3/2009	9/4/2009	9/4/2009	0.373	0.433	0.806
CR6	MG/L	MSA-DMW6S-090309	A9I040243001	NM	9/3/2009	9/4/2009	9/4/2009	0.622	0.435	1.056
CR6	MG/L	MSA-DMW6I-090309	A9I040243002	NM	9/3/2009	9/4/2009	9/4/2009	0.573	0.426	0.999
CR6	MG/L	MSA-DMW6D-090309	A9I040243003	NM	9/3/2009	9/4/2009	9/4/2009	0.514	0.432	0.946
CR6	MG/L	MSA-DMW4S-090309	A9I040243010	NM	9/3/2009	9/4/2009	9/4/2009	0.448	0.437	0.885
CR6	MG/L	MSA-DMW10S-090409	A9I050193001	NM	9/4/2009	9/5/2009	9/5/2009	0.552	0.458	1.010
CR6	MG/L	MSA-DMW3S-090309	A9I040243009	NM	9/3/2009	9/4/2009	9/4/2009	0.552	0.427	0.979
CR6	MG/L	MSA-DMW3I-090309	A9I040243008	NM	9/3/2009	9/4/2009	9/4/2009	0.628	0.435	1.064

SORT	UNITS	NSAMPLE	LAB_ID	QC_TYPE	SAMP_DATE	EXTR_DATE	ANAL_DATE	SMP_EXTR	EXTR_ANL	SMP_ANL
CR6	MG/L	MSA-DMW2A-090309	A9I040243004	NM	9/3/2009	9/4/2009	9/4/2009	0.427	0.433	0.86
CR6	MG/L	MSA-DMW1B-090409	A9I050193003	NM	9/4/2009	9/5/2009	9/5/2009	0.424	0.457	0.881
CR6	MG/L	MSA-DMW1A-090409	A9I050193002	NM	9/4/2009	9/5/2009	9/5/2009	0.483	0.454	0.937
CR6	MG/L	MSA-DMW5S-090309	A9I040243006	NM	9/3/2009	9/4/2009	9/4/2009	0.492	0.434	0.926
DOC	MG/L	MSA-DMW4D-090309	A9I040243011	NM	9/3/2009	9/9/2009	9/9/2009	5.354	0	5.354
DOC	MG/L	MSA-DMW4S-090309	A9I040243010	NM	9/3/2009	9/9/2009	9/9/2009	5.448	0	5.448
NTA	MG/L	MSA-DMW4D-090309	A9I040243011	NM	9/3/2009	9/4/2009	9/4/2009	0.354	0.953	1.308
NTA	MG/L	MSA-DMW4S-090309	A9I040243010	NM	9/3/2009	9/4/2009	9/4/2009	0.448	0.919	1.367
NTI	MG/L	MSA-DMW4S-090309	A9I040243010	NM	9/3/2009	9/4/2009	9/4/2009	0.448	0.919	1.367
NTI	MG/L	MSA-DMW4D-090309	A9I040243011	NM	9/3/2009	9/4/2009	9/4/2009	0.354	0.953	1.308
OPO4	MG/L	MSA-DMW4S-090309	A9I040243010	NM	9/3/2009	9/4/2009	9/4/2009	0.448	0.919	1.367
OPO4	MG/L	MSA-DMW4D-090309	A9I040243011	NM	9/3/2009	9/4/2009	9/4/2009	0.354	0.953	1.308
PCL	UG/L	MSA-DMW5S-090309	A9I040243006	NM	9/3/2009	9/12/2009	9/15/2009	9.076	3.301	12.38
PCL	UG/L	MSA-MW29D-090309	A9I040243007	NM	9/3/2009	9/12/2009	9/15/2009	8.956	3.31	12.27
PCL	UG/L	MSA-DMW6S-090309	A9I040243001	NM	9/3/2009	9/12/2009	9/15/2009	9.205	3.265	12.47
PCL	UG/L	MSA-DMW6I-090309	A9I040243002	NM	9/3/2009	9/12/2009	9/15/2009	9.156	3.275	12.43
PCL	UG/L	MSA-DMW6D-090309	A9I040243003	NM	9/3/2009	9/12/2009	9/15/2009	9.097	3.284	12.38
PCL	UG/L	MSA-DMW2A-090309	A9I040243004	NM	9/3/2009	9/12/2009	9/15/2009	9.010	3.292	12.30

SORT	UNITS	NSAMPLE	LAB_ID	QC_TYPE	SAMP_DATE	EXTR_DATE	ANAL_DATE	SMP_EXTR	EXTR_ANL	SMP_ANL
PCL	UG/L	MSA-DMW3S-090309	A9I040243009	NM	9/3/2009	9/12/2009	9/15/2009	9.135	3.335	12.47
PCL	UG/L	MSA-DMW4D-090309	A9I040243011	NM	9/3/2009	9/12/2009	9/15/2009	8.938	3.353	12.29
PCL	UG/L	MSA-DMW3I-090309	A9I040243008	NM	9/3/2009	9/12/2009	9/15/2009	9.212	3.319	12.53
PCL	UG/L	MSA-DMW1B-090409	A9I050193003	NM	9/4/2009	9/15/2009	9/16/2009	11.05	0.605	11.65
PCL	UG/L	MSA-DMW1A-090409	A9I050193002	NM	9/4/2009	9/15/2009	9/16/2009	11.11	0.597	11.70
PCL	UG/L	MSA-DMW4S-090309	A9I040243010	NM	9/3/2009	9/12/2009	9/15/2009	9.031	3.344	12.38
PCL	UG/L	MSA-DMW10S-090409	A9I050193001	NM	9/4/2009	9/15/2009	9/16/2009	11.18	0.562	11.74
SO4	MG/L	MSA-DMW4S-090309	A9I040243010	NM	9/3/2009	9/9/2009	9/9/2009	5.448	0.919	6.367
SO4	MG/L	MSA-DMW4D-090309	A9I040243011	NM	9/3/2009	9/4/2009	9/4/2009	0.354	0.965	1.319
TDS	MG/L	MSA-DMW4S-090309	A9I040243010	NM	9/3/2009	9/9/2009	9/10/2009	5.448	1	6.448
TDS	MG/L	MSA-DMW4D-090309	A9I040243011	NM	9/3/2009	9/8/2009	9/9/2009	4.354	1	5.354
OV	UG/L	MSA-DMW4D-090309	A9I040243011	NM	9/3/2009	9/15/2009	9/15/2009	11.35	0.776	12.13
OV	UG/L	MSA-DMW6I-090309	A9I040243002	NM	9/3/2009	9/15/2009	9/15/2009	11.57	0.631	12.20
OV	UG/L	MSA-DMW10S-090409	A9I050193001	NM	9/4/2009	9/17/2009	9/17/2009	12.55	0.694	13.25
OV	UG/L	MSA-DMW6D-090309	A9I040243003	NM	9/3/2009	9/15/2009	9/15/2009	11.51	0.647	12.16
OV	UG/L	MSA-DMW3I-090309	A9I040243008	NM	9/3/2009	9/15/2009	9/15/2009	11.63	0.728	12.36
OV	UG/L	MSA-DMW5S-090309	A9I040243006	NM	9/3/2009	9/15/2009	9/15/2009	11.49	0.695	12.19
OV	UG/L	MSA-DMW6S-090309	A9I040243001	NM	9/3/2009	9/15/2009	9/15/2009	11.62	0.615	12.24

SAMPLE SUMMARY

9I04243 : A9I040243

WO #	SAMPLE#	CLIENT SAMPLE ID	SAMPLED DATE	SAMP TIME
LKDGK	001	MSA-DMW6S-090309	09/03/09	09:05
LKDHE	002	MSA-DMW6I-090309	09/03/09	10:15
LKDHG	003	MSA-DMW6D-090309	09/03/09	11:40
LKDJ1	004	MSA-DMW2A-090309	09/03/09	13:45
LKDJ7	005	TB-090309-01	09/03/09	
LKDKF	006	MSA-DMW5S-090309	09/03/09	12:11
LKDKT	007	MSA-MW29D-090309	09/03/09	15:03
LKDKW	008	MSA-DMW3I-090309	09/03/09	08:55
LKDK0	009	MSA-DMW3S-090309	09/03/09	10:45
LKDK1	010	MSA-DMW4S-090309	09/03/09	13:15
LKDLM	011	MSA-DMW4D-090309	09/03/09	15:30

NOTE(S):

- The analytical results of the samples listed above are presented on the following pages.
- All calculations are performed before rounding to avoid round-off errors in calculated results.
- Results noted as "ND" were not detected at or above the stated limit.
- This report must not be reproduced, except in full, without the written approval of the laboratory.
- Results for the following parameters are never reported on a dry weight basis: color, corrosivity, density, flashpoint, ignitability, layers, odor, paint filter test, pH, porosity pressure, reactivity, redox potential, specific gravity, spot tests, solids, solubility, temperature, viscosity, and weight.

(Continued on next page)

SAMPLE SUMMARY

9I04243 : A9I050193

WO #	SAMPLE#	CLIENT SAMPLE ID	SAMPLED DATE	SAMP TIME
LKE18	001	MSA-DMW10S-090409	09/04/09	10:45
LKE2K	002	MSA-DMW1A-090409	09/04/09	12:25
LKE2P	003	MSA-DMW1B-090409	09/04/09	13:50
LKE2Q	004	TB-090409-02	09/04/09	

NOTE(S):

- The analytical results of the samples listed above are presented on the following pages.
- All calculations are performed before rounding to avoid round-off errors in calculated results.
- Results noted as "ND" were not detected at or above the stated limit.
- This report must not be reproduced, except in full, without the written approval of the laboratory.
- Results for the following parameters are never reported on a dry weight basis: color, corrosivity, density, flashpoint, ignitability, layers, odor, paint filter test, pH, porosity pressure, reactivity, redox potential, specific gravity, spot tests, solids, solubility, temperature, viscosity, and weight.

ANALYTICAL METHODS SUMMARY

9I04243

PARAMETER	ANALYTICAL METHOD
Alkalinity	MCAWW 310.1
Chloride	MCAWW 300.0A
Dissolved Gases in Water	RSK SOP-175
Dissolved Organic Carbon	SW846 9060
Extractable Petroleum Hydrocarbons	SW846 8015B
Filterable Residue (TDS)	MCAWW 160.1
Hexavalent Chromium	SW846 7196A
ICP-MS (6020)	SW846 6020
Mercury in Liquid Waste (Manual Cold-Vapor)	SW846 7470A
Nitrate as N	MCAWW 300.0A
Nitrite as N	MCAWW 300.0A
Perchlorate by 6850	SW846 6850
Phosphate as P, Ortho	MCAWW 300.0A
Sulfate	MCAWW 300.0A
Trace Inductively Coupled Plasma (ICP) Metals	SW846 6010B
Volatile Organics by GC/MS	SW846 8260B
Volatile Petroleum Hydrocarbons	SW846 8015B

References:

MCAWW "Methods for Chemical Analysis of Water and Wastes", EPA-600/4-79-020, March 1983 and subsequent revisions.

RSK Sample Prep and Calculations for Dissolved Gas Analysis in Water Samples Using a GC Headspace Equilibration Technique, RSKSOP-175, REV. 0, 8/11/94, USEPA Research Lab

SW846 "Test Methods for Evaluating Solid Waste, Physical/Chemical Methods", Third Edition, November 1986 and its updates.

METHOD BLANK REPORT

General Chemistry

Client Lot #...: 9I04243 **Matrix.....:** WATER

PARAMETER	RESULT	REPORTING LIMIT	UNITS	METHOD	PREPARATION-ANALYSIS DATE	PREP BATCH #
Chloride		Work Order #: LKFNK1AA		MB Lot-Sample #:	A9I080000-181	
	ND	1.0	mg/L	MCAWW 300.0A	09/04/09	9251181
		Dilution Factor: 1				
Hexavalent Chromium		Work Order #: LKD0C1AA		MB Lot-Sample #:	A9I040000-452	
	ND	0.02	mg/L	SW846 7196A	09/04/09	9247452
		Dilution Factor: 1				
Hexavalent Chromium		Work Order #: LKGVG1AA		MB Lot-Sample #:	A9I090000-138	
	ND	0.02	mg/L	SW846 7196A	09/05/09	9252138
		Dilution Factor: 1				
Nitrate as N		Work Order #: LKFPG1AA		MB Lot-Sample #:	A9I080000-185	
	ND	0.10	mg/L	MCAWW 300.0A	09/04/09	9251185
		Dilution Factor: 1				
Nitrite as N		Work Order #: LKFPN1AA		MB Lot-Sample #:	A9I080000-186	
	ND	0.10	mg/L	MCAWW 300.0A	09/04/09	9251186
		Dilution Factor: 1				
Phosphate as P, Ortho		Work Order #: LKFPP1AA		MB Lot-Sample #:	A9I080000-187	
	ND	0.50	mg/L	MCAWW 300.0A	09/04/09	9251187
		Dilution Factor: 1				
Sulfate		Work Order #: LKFN41AA		MB Lot-Sample #:	A9I080000-182	
	ND	1.0	mg/L	MCAWW 300.0A	09/04/09	9251182
		Dilution Factor: 1				
Sulfate		Work Order #: LKHCK1AA		MB Lot-Sample #:	A9I090000-273	
	ND	1.0	mg/L	MCAWW 300.0A	09/08/09	9252273
		Dilution Factor: 1				
Total Alkalinity		Work Order #: LKQXK1AA		MB Lot-Sample #:	A9I140000-338	
	3.9 B	**5.0**	**mg/L**	**MCAWW 310.1**	**09/12/09**	**9257338**
		Dilution Factor: 1				
Total Alkalinity		Work Order #: LKTQF1AA		MB Lot-Sample #:	A9I150000-381	
	3.5 B	**5.0**	**mg/L**	**MCAWW 310.1**	**09/14/09**	**9258381**
		Dilution Factor: 1				

(Continued on next page)

METHOD BLANK REPORT

General Chemistry

Client Lot #...: 9I04243 **Matrix.....:** WATER

PARAMETER	RESULT	REPORTING LIMIT	UNITS	METHOD	PREPARATION-ANALYSIS DATE	PREP BATCH #
Total Dissolved Solids		Work Order #: LKGEV1AA		MB Lot-Sample #: A9I080000-433		
	ND	10	mg/L	MCAWW 160.1	09/08-09/09/09	9251433
		Dilution Factor: 1				
Total Dissolved Solids		Work Order #: LKHL51AA		MB Lot-Sample #: A9I090000-341		
	ND	10	mg/L	MCAWW 160.1	09/09-09/10/09	9252341
		Dilution Factor: 1				

NOTE(S):

Calculations are performed before rounding to avoid round-off errors in calculated results.

B Estimated result. Result is less than RL.

METHOD BLANK REPORT

General Chemistry

Client Lot #...: 9I04243 **Matrix.....:** WATER

PARAMETER	RESULT	REPORTING LIMIT	UNITS	METHOD	PREPARATION-ANALYSIS DATE	PREP BATCH #
Dissolved Organic Carbon		Work Order #: LKGNG1AA		MB Lot-Sample #:	A9I080000-345	
	ND	1	mg/L	SW846 9060	09/08/09	9251345
		Dilution Factor: 1				

NOTE(S):

Calculations are performed before rounding to avoid round-off errors in calculated results.

LABORATORY CONTROL SAMPLE DATA REPORT

General Chemistry

Lot-Sample #...: 9I04243 **Matrix.....:** WATER

PARAMETER	SPIKE AMOUNT	MEASURED AMOUNT	UNITS	PERCNT RECVRY	RPD	METHOD	PREPARATION-ANALYSIS DATE	PREP BATCH #
Chloride			WO#:LKFNK1AC-LCS/LKFNK1AD-LCSD	LCS Lot-Sample#: A9I080000-181				
	50.0	51.1	mg/L	102		MCAWW 300.0A	09/04/09	9251181
	50.0	50.8	mg/L	102	0.58	MCAWW 300.0A	09/04/09	9251181
			Dilution Factor: 1					
Nitrate as N			WO#:LKFPG1AC-LCS/LKFPG1AD-LCSD	LCS Lot-Sample#: A9I080000-185				
	2.5	2.4	mg/L	96		MCAWW 300.0A	09/04/09	9251185
	2.5	2.4	mg/L	96	0.0	MCAWW 300.0A	09/04/09	9251185
			Dilution Factor: 1					
Nitrite as N			WO#:LKFPN1AC-LCS/LKFPN1AD-LCSD	LCS Lot-Sample#: A9I080000-186				
	2.5	2.5	mg/L	100		MCAWW 300.0A	09/04/09	9251186
	2.5	2.5	mg/L	100	0.0	MCAWW 300.0A	09/04/09	9251186
			Dilution Factor: 1					
Phosphate as P, Ortho			WO#:LKFPP1AC-LCS/LKFPP1AD-LCSD	LCS Lot-Sample#: A9I080000-187				
	2.5	2.7	mg/L	108		MCAWW 300.0A	09/04/09	9251187
	2.5	2.7	mg/L	108	0.0	MCAWW 300.0A	09/04/09	9251187
			Dilution Factor: 1					
Sulfate			WO#:LKFN41AC-LCS/LKFN41AD-LCSD	LCS Lot-Sample#: A9I080000-182				
	50.0	48.3	mg/L	97		MCAWW 300.0A	09/04/09	9251182
	50.0	47.8	mg/L	96	1.0	MCAWW 300.0A	09/04/09	9251182
			Dilution Factor: 1					
Sulfate			WO#:LKHCK1AC-LCS/LKHCK1AD-LCSD	LCS Lot-Sample#: A9I090000-273				
	50.0	47.9	mg/L	96		MCAWW 300.0A	09/08/09	9252273
	50.0	47.6	mg/L	95	0.62	MCAWW 300.0A	09/08/09	9252273
			Dilution Factor: 1					

NOTE(S):

Calculations are performed before rounding to avoid round-off errors in calculated results.

LABORATORY CONTROL SAMPLE DATA REPORT

General Chemistry

Client Lot #...: 9I04243 **Matrix.....:** WATER

PARAMETER	SPIKE AMOUNT	MEASURED AMOUNT	UNITS	PERCNT RECVRY	METHOD	PREPARATION-ANALYSIS DATE	PREP BATCH #
Hexavalent Chromium			Work Order #: LKD0C1AC LCS Lot-Sample#: A9I040000-452				
	0.25	0.23	mg/L	92	SW846 7196A	09/04/09	9247452
			Dilution Factor: 1				
Hexavalent Chromium			Work Order #: LKGVG1AC LCS Lot-Sample#: A9I090000-138				
	0.25	0.24	mg/L	96	SW846 7196A	09/05/09	9252138
			Dilution Factor: 1				
Total Alkalinity			Work Order #: LKQXK1AC LCS Lot-Sample#: A9I140000-338				
	43	46	mg/L	106	MCAWW 310.1	09/12/09	9257338
			Dilution Factor: 1				
Total Alkalinity			Work Order #: LKTQF1AC LCS Lot-Sample#: A9I150000-381				
	43	41	mg/L	94	MCAWW 310.1	09/14/09	9258381
			Dilution Factor: 1				
Total Dissolved Solids			Work Order #: LKGEV1AC LCS Lot-Sample#: A9I080000-433				
	290	280	mg/L	95	MCAWW 160.1	09/08-09/09/09	9251433
			Dilution Factor: 1				
Total Dissolved Solids			Work Order #: LKHL51AC LCS Lot-Sample#: A9I090000-341				
	290	280	mg/L	95	MCAWW 160.1	09/09-09/10/09	9252341
			Dilution Factor: 1				

NOTE(S):

Calculations are performed before rounding to avoid round-off errors in calculated results.

LABORATORY CONTROL SAMPLE DATA REPORT

General Chemistry

Client Lot #...: 9I04243 **Matrix.....:** WATER

PARAMETER	SPIKE AMOUNT	MEASURED AMOUNT	UNITS	PERCNT RECVRY	METHOD	PREPARATION-ANALYSIS DATE	PREP BATCH #
Dissolved Organic Carbon		Work Order #: LKGNG1AC		LCS Lot-Sample#: A9I080000-345			
	35	37	mg/L	106	SW846 9060	09/08/09	9251345
		Dilution Factor: 1					

NOTE(S):

Calculations are performed before rounding to avoid round-off errors in calculated results.

MATRIX SPIKE SAMPLE DATA REPORT

General Chemistry

Client Lot #...: 9I04243 **Matrix.....:** WG
Date Sampled...: 09/04/09 12:25 **Date Received..:** 09/05/09

PARAMETER	SAMPLE AMOUNT	SPIKE AMT	MEASRD AMOUNT	UNITS	PERCNT RECVRY	RPD	METHOD	PREPARATION-ANALYSIS DATE	PREP BATCH #
Hexavalent Chromium			WO#: LKDK11C8-MS/LKDK11C9-MSD MS Lot-Sample #: A9I040243-010						
	0.003	0.25	0.02 N	mg/L	7.1		SW846 7196A	09/04/09	9247452
	0.003	0.25	0.02 N	mg/L	7.1	0.0	SW846 7196A	09/04/09	9247452
			Dilution Factor: 1						
Hexavalent Chromium			WO#: LKE2K1CR-MS/LKE2K1CT-MSD MS Lot-Sample #: A9I050193-002						
	0.002	0.25	0.05 N	mg/L	21		SW846 7196A	09/05/09	9252138
	0.002	0.25	0.04	mg/L	14	40	SW846 7196A	09/05/09	9252138
			Qualifiers: N,*						
			Dilution Factor: 1						

NOTE(S):

Calculations are performed before rounding to avoid round-off errors in calculated results.

N Spiked analyte recovery is outside stated control limits.

* Relative percent difference (RPD) is outside stated control limits.

MATRIX SPIKE SAMPLE EVALUATION REPORT

General Chemistry

Client Lot #...: 9I04243 **Matrix.....:** WATER
Date Sampled...: 09/09/09 12:00 **Date Received..:** 09/11/09

PARAMETER	PERCENT RECOVERY	RECOVERY LIMITS	RPD	RPD LIMITS	METHOD	PREPARATION-ANALYSIS DATE	PREP BATCH #
Hexavalent Chromium		WO#: LKAVC1A8-MS/LKAVC1A9-MSD				MS Lot-Sample #: A9I030310-030	
	96	(41 - 136)			SW846 7196A	09/04/09	9247452
	95	(41 - 136)	1.8	(0-20)	SW846 7196A	09/04/09	9247452
		Dilution Factor: 1					
Total Alkalinity		WO#: LKCHQ1A1-MS/LKCHQ1A2-MSD				MS Lot-Sample #: A9I040116-003	
	63	(10 - 160)			MCAWW 310.1	09/12/09	9257338
	56	(10 - 160)	6.4	(0-24)	MCAWW 310.1	09/12/09	9257338
		Dilution Factor: 1					
Total Alkalinity		WO#: LKL6K1AW-MS/LKL6K1AX-MSD				MS Lot-Sample #: A9I110135-006	
	3.6 N	(10 - 160)			MCAWW 310.1	09/15/09	9258381
	2.2 N	(10 - 160)	6.8	(0-24)	MCAWW 310.1	09/15/09	9258381
		Dilution Factor: 1					

Sample not included in SDG

Sample not included in SDG

NOTE(S):

Calculations are performed before rounding to avoid round-off errors in calculated results.

N Spiked analyte recovery is outside stated control limits.

MATRIX SPIKE SAMPLE DATA REPORT

General Chemistry

Client Lot #...: 9I04243 **Matrix.....:** WATER
Date Sampled...: 09/09/09 12:00 **Date Received..:** 09/11/09

PARAMETER	SAMPLE AMOUNT	SPIKE AMT	MEASRD AMOUNT	UNITS	PERCNT RECVRY	RPD	METHOD	PREPARATION-ANALYSIS DATE	PREP BATCH #
Hexavalent Chromium			WO#: LKAVC1A8-MS/LKAVC1A9-MSD		MS Lot-Sample #: A9I030310-030				
	ND	0.25	0.24	mg/L	96		SW846 7196A	09/04/09	9247452
	ND	0.25	0.24	mg/L	95	1.8	SW846 7196A	09/04/09	9247452
			Dilution Factor: 1						
Total Alkalinity			WO#: LKCHQ1A1-MS/LKCHQ1A2-MSD		MS Lot-Sample #: A9I040116-003				
	270	500	590	mg/L	63		MCAWW 310.1	09/12/09	9257338
	270	500	550	mg/L	56	6.4	MCAWW 310.1	09/12/09	9257338
			Dilution Factor: 1						
Total Alkalinity			WO#: LKL6K1AW-MS/LKL6K1AX-MSD		MS Lot-Sample #: A9I110135-006				
	91	500	110 N	mg/L	3.6		MCAWW 310.1	09/15/09	9258381
	91	500	100 N	mg/L	2.2	6.8	MCAWW 310.1	09/15/09	9258381
			Dilution Factor: 1						

NOTE(S):

Calculations are performed before rounding to avoid round-off errors in calculated results.

N Spiked analyte recovery is outside stated control limits.

MATRIX SPIKE SAMPLE DATA REPORT

General Chemistry

Client Lot #...: 9I04243 **Matrix.....:** WATER
Date Sampled...: 09/01/09 13:45 **Date Received..:** 09/02/09

Sample not included in SDG

PARAMETER	SAMPLE AMOUNT	SPIKE AMT	MEASURED AMOUNT	UNITS	PERCENT RECOVERY	PREPARATION-METHOD	ANALYSIS DATE	PREP BATCH #
Chloride			Work Order #...: LJ8T11AG			MS Lot-Sample #: A9I030104-001		
	153	50.0	182 N	mg/L	58	MCAWW 300.0A	09/04/09	9251181
			Dilution Factor: 20					
Chloride			Work Order #...: LKCV31AM			MS Lot-Sample #: A9I040176-002		
	116	50.0	174	mg/L	116	MCAWW 300.0A	09/04/09	9251181
			Dilution Factor: 1					
Nitrate as N			Work Order #...: LKCV31AP			MS Lot-Sample #: A9I040176-002		
	ND	2.5	2.5	mg/L	100	MCAWW 300.0A	09/04/09	9251185
			Dilution Factor: 1					
Sulfate			Work Order #...: LKCV31AN			MS Lot-Sample #: A9I040176-002		
	31.9	50.0	89.6	mg/L	115	MCAWW 300.0A	09/04/09	9251182
			Dilution Factor: 1					

NOTE(S):

Calculations are performed before rounding to avoid round-off errors in calculated results.

N Spiked analyte recovery is outside stated control limits.

MATRIX SPIKE SAMPLE DATA REPORT

General Chemistry

Client Lot #...: 9I04243 **Matrix.....:** WATER
Date Sampled...: 09/01/09 13:45 **Date Received..:** 09/02/09

PARAMETER	SAMPLE AMOUNT	SPIKE AMT	MEASURED AMOUNT	UNITS	PERCENT RECOVERY	PREPARATION-METHOD	ANALYSIS DATE	PREP BATCH #
Chloride			Work Order #...: LJ8T11AG			MS Lot-Sample #: A9I030104-001		
	153	50.0	182 N	mg/L	58	MCAWW 300.0A	09/04/09	9251181
			Dilution Factor: 20					
Chloride			Work Order #...: LKCV31AM			MS Lot-Sample #: A9I040176-002		
	116	50.0	174	mg/L	116	MCAWW 300.0A	09/04/09	9251181
			Dilution Factor: 1					
Nitrate as N			Work Order #...: LKCV31AP			MS Lot-Sample #: A9I040176-002		
	ND OK	2.5	2.5	mg/L	100	MCAWW 300.0A	09/04/09	9251185
			Dilution Factor: 1					
Sulfate			Work Order #...: LKCV31AN			MS Lot-Sample #: A9I040176-002		
	31.9	50.0	89.6	mg/L	115	MCAWW 300.0A	09/04/09	9251182
			Dilution Factor: 1					

Sample not included in SDG

NOTE(S):

Calculations are performed before rounding to avoid round-off errors in calculated results.

N Spiked analyte recovery is outside stated control limits.

MATRIX SPIKE SAMPLE DATA REPORT

General Chemistry

Client Lot #...: 9I04243 **Matrix.....:** WG
Date Sampled...: 09/03/09 13:15 **Date Received..:** 09/04/09

PARAMETER	SAMPLE AMOUNT	SPIKE AMT	MEASURED AMOUNT	UNITS	PERCENT RECOVERY	PREPARATION-METHOD	ANALYSIS DATE	PREP BATCH #
Chloride			Work Order #...: LKDK11DA			MS Lot-Sample #: A9I040243-010		
	105	50.0	163	mg/L	116	MCAWW 300.0A	09/04/09	9251181
			Dilution Factor: 1					
Nitrate as N			Work Order #...: LKDK11DD			MS Lot-Sample #: A9I040243-010		
	ND	2.5	2.4	mg/L	96	MCAWW 300.0A	09/04/09	9251185
			Dilution Factor: 1					
Nitrite as N			Work Order #...: LKDK11DE			MS Lot-Sample #: A9I040243-010		
	ND	2.5	2.7	mg/L	108	MCAWW 300.0A	09/04/09	9251186
			Dilution Factor: 1					
Phosphate as P, Ortho			Work Order #...: LKDK11DF			MS Lot-Sample #: A9I040243-010		
	ND	2.5	1.4 N	mg/L	56	MCAWW 300.0A	09/04/09	9251187
			Dilution Factor: 1					
Sulfate			Work Order #...: LKDK11DC			MS Lot-Sample #: A9I040243-010		
	908	50.0	941 N	mg/L	66	MCAWW 300.0A	09/09/09	9252273
			Dilution Factor: 1					

Dmw45

Dmw45

NOTE(S):

Calculations are performed before rounding to avoid round-off errors in calculated results.

N Spiked analyte recovery is outside stated control limits.

MATRIX SPIKE SAMPLE DATA REPORT

General Chemistry

Client Lot #...: 9I04243 **Matrix.....:** WATER
Date Sampled...: 08/26/09 11:14 **Date Received..:** 08/27/09

PARAMETER	SAMPLE AMOUNT	SPIKE AMT	MEASRD AMOUNT	UNITS	PERCNT RECVRY	RPD	METHOD	PREPARATION-ANALYSIS DATE	PREP BATCH #
Dissolved Organic Carbon	WO#: LJWD41C6-MS/LJWD41C7-MSD						MS Lot-Sample #: A9H270200-003		
	2	25	29	mg/L	108		SW846 9060	09/08/09	9251345
	2	25	28	mg/L	104	3.5	SW846 9060	09/08/09	9251345
			Dilution Factor: 1						

NOTE(S):

Calculations are performed before rounding to avoid round-off errors in calculated results.

SAMPLE DUPLICATE EVALUATION REPORT

General Chemistry

Client Lot #...: A9I040243 **Work Order #...:** LJ92T-SMP LJ92T-DUP **Matrix.....:** WATER

Date Sampled...: 09/03/09 10:00 **Date Received..:** 09/03/09

PARAM	RESULT	DUPLICATE RESULT	UNITS	RPD	RPD LIMIT	METHOD	PREPARATION-ANALYSIS DATE	PREP BATCH #
Total Dissolved Solids						SD Lot-Sample #: A9I030224-001		
	579	591	mg/L	2.1	(0-20)	MCAWW 160.1	09/08-09/09/09	9251434
			Dilution Factor: 1					

SAMPLE DUPLICATE EVALUATION REPORT

General Chemistry

Client Lot #...: A9I040243 **Work Order #...:** LKF4E-SMP LKF4E-DUP **Matrix.....:** WATER

Date Sampled...: 09/08/09 08:50 **Date Received..:** 09/08/09

PARAM	RESULT	DUPLICATE RESULT	UNITS	RPD	RPD LIMIT	METHOD	PREPARATION-ANALYSIS DATE	PREP BATCH #
Total Dissolved Solids						SD Lot-Sample #: A9I080149-002		
	1070	1110	mg/L	4.0	(0-20)	MCAWW 160.1	09/09-09/10/09	9252343
			Dilution Factor: 1					

METHOD BLANK REPORT

HPLC - Mass. Spec.

Client Lot #...: 9I04243
Work Order #...: LKP081AA
Matrix.....: WATER
MB Lot-Sample #: G9I120000-095
Prep Date.....: 09/12/09
Analysis Date..: 09/15/09
Prep Batch #...: 9255095
Dilution Factor: 1

PARAMETER	RESULT	REPORTING LIMIT	UNITS	METHOD
Perchlorate	ND	0.50	ug/L	SW846 6850

NOTE(S):

Calculations are performed before rounding to avoid round-off errors in calculated results.

METHOD BLANK REPORT

HPLC - Mass. Spec.

Client Lot #...: A9I050193 **Work Order #...:** LKT0A1AA **Matrix.....:** WATER
MB Lot-Sample #: G9I150000-425

Prep Date.....: 09/15/09
Analysis Date..: 09/16/09 **Prep Batch #...:** 9258425
Dilution Factor: 1

PARAMETER	RESULT	REPORTING LIMIT	UNITS	METHOD
Perchlorate	ND	0.50	ug/L	SW846 6850

NOTE(S):

Calculations are performed before rounding to avoid round-off errors in calculated results.

LABORATORY CONTROL SAMPLE EVALUATION REPORT

HPLC - Mass. Spec.

Client Lot #...: 9I04243 **Work Order #...:** LKP081AE **Matrix.....:** WATER
LCS Lot-Sample#: G9I120000-095
Prep Date.....: 09/12/09 **Analysis Date..:** 09/15/09
Prep Batch #...: 9255095
Dilution Factor: 1

PARAMETER	PERCENT RECOVERY	RECOVERY LIMITS	METHOD
Perchlorate	93	(80 - 120)	SW846 6850

NOTE(S):

Calculations are performed before rounding to avoid round-off errors in calculated results.

Bold print denotes control parameters

LABORATORY CONTROL SAMPLE EVALUATION REPORT

HPLC - Mass. Spec.

Client Lot #...: A9I050193 **Work Order #...:** LKT0A1AC **Matrix.....:** WATER
LCS Lot-Sample#: G9I150000-425
Prep Date.....: 09/15/09 **Analysis Date..:** 09/16/09
Prep Batch #...: 9258425
Dilution Factor: 1

PARAMETER	PERCENT RECOVERY	RECOVERY LIMITS	METHOD
Perchlorate	93	**(80 - 120)**	**SW846 6850**

NOTE(S):

Calculations are performed before rounding to avoid round-off errors in calculated results.

Bold print denotes control parameters

LABORATORY CONTROL SAMPLE DATA REPORT

HPLC - Mass. Spec.

Client Lot #...: 9I04243 **Work Order #...:** LKT0A1AD **Matrix.....:** WATER
LCS Lot-Sample#: G9I150000-425
Prep Date.....: 09/15/09 **Analysis Date..:** 09/16/09
Prep Batch #...: 9258425
Dilution Factor: 1

PARAMETER	SPIKE AMOUNT	MEASURED AMOUNT	UNITS	PERCENT RECOVERY	METHOD
Perchlorate	**5.0**	**4.8**	**ug/L**	**97**	**SW846 6850**

NOTE(S):

Calculations are performed before rounding to avoid round-off errors in calculated results.

Bold print denotes control parameters

LABORATORY CONTROL SAMPLE EVALUATION REPORT

HPLC - Mass. Spec.

Client Lot #...: A9I050193 **Work Order #...:** LKT0A1AD **Matrix.....:** WATER
LCS Lot-Sample#: G9I150000-425
Prep Date.....: 09/15/09 **Analysis Date..:** 09/16/09
Prep Batch #...: 9258425
Dilution Factor: 1

PARAMETER	PERCENT RECOVERY	RECOVERY LIMITS	METHOD
Perchlorate	97	(80 - 120)	SW846 6850

NOTE(S):

Calculations are performed before rounding to avoid round-off errors in calculated results.

Bold print denotes control parameters

LABORATORY CONTROL SAMPLE DATA REPORT

HPLC - Mass. Spec.

Client Lot #...: A9I050193 **Work Order #...:** LKT0A1AD **Matrix.....:** WATER
LCS Lot-Sample#: G9I150000-425
Prep Date.....: 09/15/09 **Analysis Date..:** 09/16/09
Prep Batch #...: 9258425
Dilution Factor: 1

PARAMETER	SPIKE AMOUNT	MEASURED AMOUNT	UNITS	PERCENT RECOVERY	METHOD
Perchlorate	5.0	4.8	ug/L	97	SW846 6850

NOTE(S):

Calculations are performed before rounding to avoid round-off errors in calculated results.

Bold print denotes control parameters

MATRIX SPIKE SAMPLE DATA REPORT

HPLC - Mass. Spec.

Client Lot #...: 9I04243 **Work Order #...:** LJ9NG1D1-MS **Matrix.....:** WATER
MS Lot-Sample #: A9I030186-001 LJ9NG1D2-MSD
Date Sampled...: 09/02/09 12:05 **Date Received..:** 09/03/09
Prep Date.....: 09/12/09 **Analysis Date..:** 09/15/09
Prep Batch #...: 9255095
Dilution Factor: 1

PARAMETER	SAMPLE AMOUNT	SPIKE AMT	MEASRD AMOUNT	UNITS	PERCNT RECVRY	RPD	METHOD
Perchlorate	**ND**	**5.0**	**4.6**	**ug/L**	**92**		**SW846 6850**
	ND	**5.0**	**3.6**	**ug/L**	**72 a,p**	**24**	**SW846 6850**

NOTE(S):

Calculations are performed before rounding to avoid round-off errors in calculated results.

Bold print denotes control parameters

a Spiked analyte recovery is outside stated control limits.

p Relative percent difference (RPD) is outside stated control limits.

MATRIX SPIKE SAMPLE EVALUATION REPORT

HPLC - Mass. Spec.

Client Lot #...: A9I050193 **Work Order #...:** LKE181CT-MS **Matrix.....:** WG
MS Lot-Sample #: A9I050193-001 LKE181CU-MSD
Date Sampled...: 09/04/09 10:45 **Date Received..:** 09/05/09
Prep Date.....: 09/15/09 **Analysis Date..:** 09/16/09
Prep Batch #...: 9258425
Dilution Factor: 1

PARAMETER	PERCENT RECOVERY	RECOVERY LIMITS	RPD	RPD LIMITS	METHOD
Perchlorate	**95**	**(80 - 120)**			**SW846 6850**
	93	**(80 - 120)**	**1.9**	**(0-15)**	**SW846 6850**

NOTE(S):

Calculations are performed before rounding to avoid round-off errors in calculated results.

Bold print denotes control parameters

MATRIX SPIKE SAMPLE DATA REPORT

HPLC - Mass. Spec.

Client Lot #...: A9I050193 **Work Order #...:** LKE181CT-MS **Matrix.....:** WG
MS Lot-Sample #: A9I050193-001 LKE181CU-MSD
Date Sampled...: 09/04/09 10:45 **Date Received..:** 09/05/09
Prep Date.....: 09/15/09 **Analysis Date..:** 09/16/09
Prep Batch #...: 9258425
Dilution Factor: 1

PARAMETER	SAMPLE AMOUNT	SPIKE AMT	MEASRD AMOUNT	UNITS	PERCNT RECVRY	RPD	METHOD
Perchlorate	ND	5.0	4.7	ug/L	95		SW846 6850
	ND	5.0	4.7	ug/L	93	1.9	SW846 6850

NOTE(S):

Calculations are performed before rounding to avoid round-off errors in calculated results.

Bold print denotes control parameters

CX9251181 C4-82 C8-83 31-84

C985 C986 D0-87

scanned. 9251181-87.

Method: 300, 9056

TestAmerica
North Canton
Ion Chromatography

SEQUENCE: \\cansvr11\chem\WET\ic120.i\090409.b\DX120.m Instrument : ic120.i LEVEL 1 AS/SS DATE: 9.8.09 Date Analyzed: 9/4/2009

LEVEL 2 CL/IC DATE: 9/8/09 Units: mg/L or mg/Kg

Inj #	Inj. Date	Sample ID	Matrix	Dil	FLUORIDE		CHLORIDE		NITRITE		BROMIDE		NITRATE-N		O-PHOS-P		SULFATE	
					RL	Result	RL	Result	RL	Result	RL	Result	RL	Result	RL	Result	RL	Result
		RLs:>>			1		1		0.5		0.5		0.5		0.5		1	
	24-Aug-09	Highest Cal Std conc & area			10	112094430	200	2.021E+09	10	168368560	40	127303723	10	180260219	10	65575961	200	1.326E+09
1	9/4/2009 11:42	Rinse	L	1	1	ND	1	ND	0.5	ND	0.5	ND	0.1	ND	0.5	ND	1	ND
2	9/4/2009 11:58	ICV	L	1	P 96%	2.40	P 100%	50.00	P 96%	2.40	P 92%	9.20	P 92%	2.30	P 104%	2.60	P 95%	47.70
3	9/4/2009 12:15	ICB	L	1	P< 1	ND	P< 1	ND	P< 0.5	ND	P< 0.5	ND	P< 0.1	ND	P< 0.5	ND	P< 1	ND
4	9/4/2009 12:31	LCS	L	1	P 100%	2.50	P 102%	51.10	P 100%	2.50	P 98%	9.80	P 96%	2.40	P 108%	2.70	P 97%	48.30
5	9/4/2009 12:48	LCS DUP	L	1	P 96%	2.40	P 102%	50.80	P 100%	2.50	P 97%	9.70	P 96%	2.40	P 108%	2.70	P 96%	47.80
6	9/4/2009 13:04	LJ7J3	L	1	1	0.5 B	1	Dil 5X	0.5	ND	0.5	4.20	0.1	ND	0.5	ND	1	Dil 10X
7	9/4/2009 13:21	LJ7J3	L	20	20 G	ND	20	593.90	10 G	ND	10 G	ND	2 G	ND	10 G	ND	20	1596.00
8	9/4/2009 13:37	LJ0R8	L	5	5 G	0.4 B	5	69.60	2.5 G	ND	2.5 G	ND	0.5 G	0.2 B	2.5 G	ND	5	120.60
9	9/4/2009 13:52	LJ0TJ	L	5	5	8.80	5	31.40	2.5 G	ND	2.5 G	ND	0.5 G	ND	2.5 G	ND	5	103.90
10	9/4/2009 14:08	LJ0TN	L	5	5 G	4.7 B	5	94.90	2.5 G	ND	2.5 G	ND	0.5 G	ND	2.5 G	ND	5	755.40
11	9/4/2009 14:25	LJ0TQ ORG	L	5	5	8.80	5	65.00	2.5 G	ND	2.5 G	ND	0.5	7.80	2.5 G	ND	5	167.90
12	9/4/2009 14:41	LJ0TQ MS	L	5	5	11.20	5	110.40	2.5	2.50	2.5	8.90	0.5	9.70	2.5	5.00	5	211.10 ✓
13	9/4/2009 14:57	LJ0TW	L	5	5	6.60	5	110.70	2.5 G	ND	2.5 G	ND	0.5	12.20	2.5 G	ND	5	171.00
14	9/4/2009 15:14	CCV	L	1	P 96%	2.40	P 101%	50.60	P 96%	2.40	P 96%	9.60	P 96%	2.40	Out 116%	2.90	P 97%	48.40
15	9/4/2009 15:30	CCB	L	1	P< 1	ND	P< 1	ND	P< 0.5	ND	P< 0.5	ND	P< 0.1	ND	P< 0.5	ND	P< 1	ND
16	9/4/2009 15:47	LJ0T0	L	10	10	13.20	10	31.10	5 G	ND	5 G	ND	1 G	ND	5 G	ND	10	103.60
17	9/4/2009 16:03	LJ0V2	L	50	50 G	ND	50	537.40	25 G	ND	25 G	10.2 B	5 G	ND	25 G	ND	50	367.80
18	9/4/2009 16:20	LJ0WH	L	50	50 G	ND	50	516.80	25 G	ND	25 G	9.9 B	5 G	ND	25 G	ND	50	355.70
19	9/4/2009 16:36	LJ2HC	L	5	5 G	3.2 B	5	Dil 10X	2.5 G	ND	2.5 G	ND	0.5 G	ND	2.5 G	ND	5 G	ND G
20	9/4/2009 16:52	LJ8K4	L	20	20 G	ND	20	Dil 100X	10 G	ND	10	159.00	2 G	ND	10 G	ND	20	20.80
21	9/4/2009 17:09	LJ8T1ORG	L	20	20 G	ND	20	152.60	10 G	ND	10 G	ND	2 G	ND	10 G	ND	20	1113.00
22	9/4/2009 17:25	LJ8T1 MS	L	20	P 104%	2.60	P 58%	181.60	P 96%	2.40	P 93%	9.30	P 92%	2.30	P 0%	ND	Out -40%	1093.00
23	9/4/2009 17:43	LKC4N	L	1	1	0.8 B	1	101.70	0.5	ND	0.5	ND	0.1	0.10	0.5	3.70	1	31.60
24	9/4/2009 17:59	LKC4N	L	5	5 G	0.7 B	5	81.60	2.5 G	ND	2.5 G	ND	0.5 G	0.4 B	2.5	4.30	5	30.20
25	9/4/2009 18:16	LKCVX	L	1	1	0.4 B	1	84.50	0.5	ND	0.5	ND	0.1	0.30	0.5	0.4 B	1	40.50

G - diluted for another analyte or matrix
B - estimated result, < RL

DX-120 Spreadsheet.xls
VER . 2000 09 05

1359

North Canton

Method: 300, 9056

TestAmerica
North Canton
Ion Chromatography

SEQUENCE: \\cansvr11\chem\WET\ic120.i\090409.b\DX120.m Instrument : ic120.i LEVEL 1_____ DATE:_____ Date Analyzed: 9/4/2009

LEVEL 2_____ DATE:_____ Units: mg/L or mg/Kg

Inj #	Inj. Date	Sample ID	Matrix	Dil	FLUORIDE		CHLORIDE		NITRITE		BROMIDE		NITRATE-N		O-PHOS-P		SULFATE	
					RL	Result	RL	Result	RL	Result	RL	Result	RL	Result	RL	Result	RL	Result
		RLs:>>			1		1		0.5		0.5		0.5		0.5		1	
	24-Aug-09	Highest Cal Std conc & area			10	112094430	200	2.021E+09	10	168368560	40	127303723	10	180260219	10	65575961	200	1.326E+09
26	9/4/2009 18:32	CCV	L	1	P 96%	2.40	P 100%	50.20	P 96%	2.40	P 91%	9.10	P 92%	2.30	P 104%	2.60	P 95%	47.70
27	9/4/2009 18:49	CCB	L	1	P< 1	ND	P< 1	ND	P< 0.5	ND	P< 0.5	ND	P< 0.1	ND	P< 0.5	ND	P< 1	ND
28	9/4/2009 19:05	LKCVX	L	5	5 G	0.3 B	5	68.40	2.5 G	ND	2.5 G	ND	0.5	0.60	2.5 G	ND	5	36.20
29	9/4/2009 19:20	LKCV3 ORG	L	1	1	0.4 B	1	115.90	0.5	ND	0.5	0.2 B	0.1	ND	0.5	ND	1	31.90
30	9/4/2009 19:36	LKCV3 MS	L	1	P 108%	3.10	P 116%	174.00	P 112%	2.80	P 105%	10.70	P 100%	2.50	P 212%	5.30	P 115%	89.60
31	9/4/2009 19:53	LKCV3	L	5	5 G	0.4 B	5	95.60	2.5 G	ND	2.5 G	ND	0.5 G	0.3 B	2.5 G	0.2 B	5	30.00
32	9/4/2009 20:09	LJTKW	L	1000	#VALUE!	ND	#VALUE!	#VALUE!	#VALUE!	ND	#VALUE!	ND	100 G	ND	#VALUE!	ND	#VALUE!	#VALUE!
33	9/4/2009 20:26	LJTLE	L	500	#VALUE!	ND	#VALUE!	#VALUE!	250 G	ND	250 G	ND	50 G	ND	250 G	ND	#VALUE!	#VALUE!
34	9/4/2009 20:42	LJ1PA	L	500	#VALUE!	#VALUE!	#VALUE!	#VALUE!	250 G	ND	250 G	ND	50 G	ND	250 G	ND	#VALUE!	#VALUE!
35	9/4/2009 20:59	LJ1PH	L	500	#VALUE!	ND	#VALUE!	#VALUE!	250 G	ND	250 G	86.9 B	50 G	ND	250 G	ND	#VALUE!	#VALUE!
36	9/4/2009 21:15	LJ1PK	L	500	#VALUE!	ND	#VALUE!	#VALUE!	250 G	18.9 B	250 G	ND	50	66.50	250 G	ND	#VALUE!	#VALUE!
37	9/4/2009 21:31	CCV	L	1	P 96%	2.40	P 101%	50.50	P 96%	2.40	P 92%	9.20	P 92%	2.30	Out 120%	3.00	P 97%	48.30
38	9/4/2009 21:48	CCB	L	1	P< 1	ND	P< 1	ND	P< 0.5	ND	P< 0.5	ND	Out> 0.1	.0988	P< 0.5	ND	P< 1	0.3 B
39	9/4/2009 22:04	LKDK1 ORG MSA-DMW4S090309	L	1	1	0.3 B	1	104.70	0.5	ND	0.5	0.70	0.1	ND	0.5	ND	1	Dil 10X
40	9/4/2009 22:21	LKDK1 MS	L	1	P 168%	4.50	P 116%	162.70	P 108%	2.70	P 94%	10.10	P 96%	2.40	P 56%	1.40	P 40%	Dil 10X
41	9/4/2009 22:37	LKDK1	L	5	5 G	0.2 B	5	84.40	2.5 G	ND	2.5 G	ND	0.5 G	ND	2.5 G	0.3 B	5	Dil 5X
42	9/4/2009 22:53	LKDLM	L	1	1	ND	1	122.80	0.5	ND	0.5	0.70	0.1	2.80	0.5	ND	1	Dil 5X
43	9/4/2009 23:10	LKDLM MSA-DMW4D-090309	L	5	5 G	1.6 B	5	95.20	2.5 G	ND	2.5 G	ND	0.5	2.50	2.5 G	ND	5	723.20
44	9/4/2009 23:26	CCV	L	1	P 96%	2.40	P 101%	50.50	P 96%	2.40	P 92%	9.20	P 92%	2.30	P 108%	2.70	P 96%	48.00
45	9/4/2009 23:43	CCB	L	1	P< 1	ND	P< 1	ND	P< 0.5	ND	P< 0.5	ND	Out> 0.1	.0957	P< 0.5	ND	P< 1	0.3 B
0	1/0/1900 0:00	0		0	Unknown Matrix	#VALUE!	Unknown Matrix	#VALUE!	Unknown Matrix	#VALUE!	Unknown Matrix	#VALUE!	Unknown Matrix	#VALUE!	Unknown Matrix	#VALUE!	Unknown Matrix	#VALUE!
0	1/0/1900 0:00	0		0	Unknown Matrix	#VALUE!	Unknown Matrix	#VALUE!	Unknown Matrix	#VALUE!	Unknown Matrix	#VALUE!	Unknown Matrix	#VALUE!	Unknown Matrix	#VALUE!	Unknown Matrix	#VALUE!
0	1/0/1900 0:00	0		0	Unknown Matrix	#VALUE!	Unknown Matrix	#VALUE!	Unknown Matrix	#VALUE!	Unknown Matrix	#VALUE!	Unknown Matrix	#VALUE!	Unknown Matrix	#VALUE!	Unknown Matrix	#VALUE!
0	1/0/1900 0:00	0		0	Unknown Matrix	#VALUE!	Unknown Matrix	#VALUE!	Unknown Matrix	#VALUE!	Unknown Matrix	#VALUE!	Unknown Matrix	#VALUE!	Unknown Matrix	#VALUE!	Unknown Matrix	#VALUE!
0	1/0/1900 0:00	0		0	Unknown Matrix	#VALUE!	Unknown Matrix	#VALUE!	Unknown Matrix	#VALUE!	Unknown Matrix	#VALUE!	Unknown Matrix	#VALUE!	Unknown Matrix	#VALUE!	Unknown Matrix	#VALUE!

G - diluted for another analyte or matrix
B - estimated result, < RL

DX-120 SpreadsheeLxls
VER . 2000 09 05

1360

North Canton

ort Date : 08-Sep-2009 10:58

TestAmerica North Canton

INITIAL CALIBRATION DATA

rt Cal Date : 24-AUG-2009 13:36
l Cal Date : 24-AUG-2009 15:47
nt Method : ESTD
get Version : 4.14
egrator : Falcon
hod file : \\cansvr11\chem\WET\ic120.i\090409.b\DX120.m
t Edit : 08-Sep-2009 10:52 scotts

ibration File Names:
el 1: \\cansvr11\chem\WET\ic120.i\082409.b\0010.d
el 2: \\cansvr11\chem\WET\ic120.i\082409.b\0009.d
el 3: \\cansvr11\chem\WET\ic120.i\082409.b\0008.d
el 4: \\cansvr11\chem\WET\ic120.i\082409.b\0007.d
el 5: \\cansvr11\chem\WET\ic120.i\082409.b\0006.d
el 6: \\cansvr11\chem\WET\ic120.i\082409.b\0005.d
el 7: \\cansvr11\chem\WET\ic120.i\082409.b\0004.d
el 8: \\cansvr11\chem\WET\ic120.i\082409.b\0003.d
el 9: \\cansvr11\chem\WET\ic120.i\082409.b\0002.d

Compound	0.0500000 Level 1	0.2500000 Level 2	0.5000000 Level 3	1.0000 Level 4	2.5000 Level 5	4.0000 Level 6	Curve	Coefficients b	m1	m2	%RSD or R^2
	5.0000 Level 7	7.5000 Level 8	10.0000 Level 9								
1 Fluoride	11509040	9914944	9722824	9593420	9948203	10270836					
	10473934	10884966	11209443				AVRG		10391957		6.53579
2 Chloride	7729512	6780579	7050573	7629463	8653788	9240974					
	9501463	9866187	10106777				AVRG		8506591		14.65456
3 Nitrite	15427500	14728952	14460830	14518400	15118127	15521267					
	15579640	16152147	16836856				AVRG		15371524		5.07042

port Date : 08-Sep-2009 10:58

TestAmerica North Canton

INITIAL CALIBRATION DATA

art Cal Date : 24-AUG-2009 13:36
l Cal Date : 24-AUG-2009 15:47
ant Method : ESTD
get Version : 4.14
egrator : Falcon
hod file : \\cansvr11\chem\WET\ic120.i\090409.b\DX120.m
st Edit : 08-Sep-2009 10:52 scotts

Compound	0.0500000 Level 1	0.2500000 Level 2	0.5000000 Level 3	1.0000 Level 4	2.5000 Level 5	4.0000 Level 6	Curve	Coefficients b	m1	m2	%RSD or R^2
	5.0000 Level 7	7.5000 Level 8	10.0000 Level 9								
4 Bromide	3665325	2879955	2745431	2761982	2819322	2921120					
	2956530	3074972	3182593				AVRG		3000803		9.55892
5 Nitrate	20893480	16474036	15685910	15686200	15878503	16367173					
	16690577	17382052	18026022				AVRG		17009328		9.71404
6 Phosphate	199904	1479026	3777149	6912627	15888732	25698091					
	31664955	47956735	65575961				LINR	0.00774	6480670		0.99947
7 Sulfate	5766715	4849300	4942709	5002002	5335706	5747531					
	5934506	6326987	6632319				AVRG		5615308		11.22175

ort Date : 08-Sep-2009 10:58

TestAmerica North Canton

INITIAL CALIBRATION DATA

rt Cal Date : 24-AUG-2009 13:36
l Cal Date : 24-AUG-2009 15:47
nt Method : ESTD
get Version : 4.14
egrator : Falcon
hod file : \\cansvr11\chem\WET\ic120.i\090409.b\DX120.m
t Edit : 08-Sep-2009 10:52 scotts

ve	Formula	Units
eraged	Amt = Rsp/m1	Response
near	Amt = b + Rsp/m1	Response

Data File: \\cansvr11\chem\WET\ic120.i\090409.b\0002.d
Report Date: 04-Sep-2009 13:06

TestAmerica North Canton

CONTINUING CALIBRATION COMPOUNDS

Instrument ID: ic120.i Injection Date: 04-SEP-2009 11:58
Lab File ID: 0002.d Init. Cal. Date(s): 24-AUG-2009 24-AUG-2009
Analysis Type: WATER Init. Cal. Times: 13:36 15:47
Lab Sample ID: ICV Quant Type: ESTD
Method: \\cansvr11\chem\WET\ic120.i\090409.b\DX120.m

COMPOUND	RRF / AMOUNT	RF3	CCAL RRF3	MIN RRF	%D / %DRIFT	MAX %D / %DRIFT	CURVE TYPE
1 Fluoride	10391957	9951765	9951765	0.010	4.23589	10.00000	Averaged
2 Chloride	8506591	8505194	8505194	0.010	0.01642	10.00000	Averaged
3 Nitrite	15371524	14529006	14529006	0.010	5.48104	10.00000	Averaged
4 Bromide	3000803	2764664	2764664	0.010	7.86922	10.00000	Averaged
5 Nitrate	17009328	15838926	15838926	0.010	6.88094	10.00000	Averaged
6 Phosphate	2.50000	2.64648	6840323	0.010	-5.85924	10.00000	Linear
7 Sulfate	5615308	5361770	5361770	0.010	4.51513	10.00000	Averaged

Data File: \\cansvr11\chem\WET\ic120.i\090409.b\0014.d
Report Date: 08-Sep-2009 10:52

TestAmerica North Canton

CONTINUING CALIBRATION COMPOUNDS

Instrument ID: ic120.i Injection Date: 04-SEP-2009 15:14
Lab File ID: 0014.d Init. Cal. Date(s): 24-AUG-2009 24-AUG-2009
Analysis Type: WATER Init. Cal. Times: 13:36 15:47
Lab Sample ID: CCV Quant Type: ESTD
Method: \\cansvr11\chem\WET\ic120.i\090409.b\DX120.m

COMPOUND	RRF / AMOUNT	RF3	CCAL RRF3	MIN RRF	%D / %DRIFT	MAX %D / %DRIFT	CURVE TYPE	
1 Fluoride	10391957	10023839	10023839	0.010	3.54233	10.00000	Averaged	
2 Chloride	8506591	8612478	8612478	0.010	-1.24477	10.00000	Averaged	
3 Nitrite	15371524	14989780	14989780	0.010	2.48345	10.00000	Averaged	
4 Bromide	3000803	2892061	2892061	0.010	3.62377	10.00000	Averaged	
5 Nitrate	17009328	16288116	16288116	0.010	4.24010	10.00000	Averaged	
6 Phosphate	2.50000	2.92273	7556444	0.010	-16.90934	10.00000	Linear	<-
7 Sulfate	5615308	5429936	5429936	0.010	3.30120	10.00000	Averaged	

no samples in this SDG affected.

Data File: \\cansvr11\chem\WET\ic120.i\090409.b\0026.d
Report Date: 08-Sep-2009 10:52

TestAmerica North Canton

CONTINUING CALIBRATION COMPOUNDS

Instrument ID: ic120.i Injection Date: 04-SEP-2009 18:32
Lab File ID: 0026.d Init. Cal. Date(s): 24-AUG-2009 24-AUG-2009
Analysis Type: WATER Init. Cal. Times: 13:36 15:47
Lab Sample ID: CCV Quant Type: ESTD
Method: \\cansvr11\chem\WET\ic120.i\090409.b\DX120.m

COMPOUND	RRF / AMOUNT	RF3	CCAL RRF3	MIN RRF	%D / %DRIFT	MAX %D / %DRIFT	CURVE TYPE
1 Fluoride	10391957	9919760	9919760	0.010	4.54387	10.00000	Averaged
2 Chloride	8506591	8539084	8539084	0.010	-0.38198	10.00000	Averaged
3 Nitrite	15371524	14610591	14610591	0.010	4.95028	10.00000	Averaged
4 Bromide	3000803	2735479	2735479	0.010	8.84177	10.00000	Averaged
5 Nitrate	17009328	15779131	15779131	0.010	7.23249	10.00000	Averaged
6 Phosphate	2.50000	2.57405	6652559	0.010	-2.96195	10.00000	Linear
7 Sulfate	5615308	5359055	5359055	0.010	4.56349	10.00000	Averaged

Data File: \\cansvr11\chem\WET\ic120.i\090409.b\0037.d
Report Date: 08-Sep-2009 10:52

TestAmerica North Canton

CONTINUING CALIBRATION COMPOUNDS

Instrument ID: ic120.i Injection Date: 04-SEP-2009 21:31
Lab File ID: 0037.d Init. Cal. Date(s): 24-AUG-2009 24-AUG-2009
Analysis Type: WATER Init. Cal. Times: 13:36 15:47
Lab Sample ID: CCV Quant Type: ESTD
Method: \\cansvr11\chem\WET\ic120.i\090409.b\DX120.m

COMPOUND	RRF / AMOUNT	RF3	CCAL RRF3	MIN RRF	%D / %DRIFT	MAX %D / %DRIFT	CURVE TYPE	
1 Fluoride	10391957	9943900	9943900	0.010	4.31157	10.00000	Averaged	
2 Chloride	8506591	8590414	8590414	0.010	-0.98539	10.00000	Averaged	
3 Nitrite	15371524	14647008	14647008	0.010	4.71337	10.00000	Averaged	
4 Bromide	3000803	2761630	2761630	0.010	7.97032	10.00000	Averaged	
5 Nitrate	17009328	15889656	15889656	0.010	6.58269	10.00000	Averaged	
6 Phosphate	2.50000	3.00505	7769825	0.010	-20.20192	10.00000	Linear	<-
7 Sulfate	5615308	5428063	5428063	0.010	3.33456	10.00000	Averaged	

Opening CCV for samples MSA-DMW4D-090309
MSA-DMW4S-090309

Data File: \\cansvr11\chem\WET\ic120.i\090409.b\0044.d
Report Date: 08-Sep-2009 10:52

TestAmerica North Canton

CONTINUING CALIBRATION COMPOUNDS

Instrument ID: ic120.i Injection Date: 04-SEP-2009 23:26
Lab File ID: 0044.d Init. Cal. Date(s): 24-AUG-2009 24-AUG-2009
Analysis Type: WATER Init. Cal. Times: 13:36 15:47
Lab Sample ID: CCV Quant Type: ESTD
Method: \\cansvr11\chem\WET\ic120.i\090409.b\DX120.m

COMPOUND	RRF / AMOUNT	RF3	CCAL RRF3	MIN RRF	%D / %DRIFT	MAX %D / %DRIFT	CURVE TYPE
1 Fluoride	10391957	9876315	9876315	0.010	4.96193	10.00000	Averaged
2 Chloride	8506591	8596548	8596548	0.010	-1.05750	10.00000	Averaged
3 Nitrite	15371524	14792223	14792223	0.010	3.76867	10.00000	Averaged
4 Bromide	3000803	2746395	2746395	0.010	8.47802	10.00000	Averaged
5 Nitrate	17009328	15872315	15872315	0.010	6.68465	10.00000	Averaged
6 Phosphate	2.50000	2.70264	6985906	0.010	-8.10566	10.00000	Linear
7 Sulfate	5615308	5390601	5390601	0.010	4.00170	10.00000	Averaged

9252270-71-72-73-74-76

1-14

Method: 300, 9056

TestAmerica
North Canton
Ion Chromatography

SCANNED

SEQUENCE: \\cansvr11\chem\WET\ic120.i\090809C.b\DX120.m Instrument : ic120.i LEVEL 1 SS/AS DATE: 9.9.09 'Date Analyzed: 9/8/2009

LEVEL 2 CL/OC DATE: 9/9/09. Units: mg/L or mg/Kg

Inj #	Inj. Date	Sample ID	Matrix	Dil	FLUORIDE		CHLORIDE		NITRITE		BROMIDE		NITRATE-N		O-PHOS-P		SULFATE	
					RL	Result	RL	Result	RL	Result	RL	Result	RL	Result	RL	Result	RL	Result
		RLs:>>			1		1		0.5		0.5		0.5		0.5		1	
	24-Aug-09	Highest Cal Std conc & area			10	112094430	200	2.021E+09	10	168366560	40	127303723	10	180260219	10	65575961	200	1.326E+09
1	9/8/2009 15:34	RINSE	L	1	1	ND	1	ND	0.5	ND	0.5	ND	0.1	ND	0.5	ND	1	ND
2	9/8/2009 15:51	ICV	L	1	P 92%	2.30	P 99%	49.60	P 96%	2.40	Out 89%	8.90	P 92%	2.30	P 100%	2.50	P 94%	47.10
3	9/8/2009 16:08	ICB	L	1	P< 1	ND	P< 1	ND	P< 0.5	ND	P< 0.5	ND	P< 0.1	ND	P< 0.5	ND	P< 1	ND
4	9/8/2009 16:24	LCS	L	1	P 96%	2.40	P 101%	50.50	P 104%	2.60	P 96%	9.60	P 96%	2.40	P 100%	2.50	P 96%	47.90
5	9/8/2009 16:41	LCS DUP	L	1	P 96%	2.40	P 100%	50.20	P 104%	2.60	P 95%	9.50	P 96%	2.40	P 100%	2.50	P 95%	47.60
6	9/8/2009 16:57	LJ5X0	L	2	2 G	0.1 B	2	33.90	1 G	ND	1 G	0.3 B	0.2 G	ND	1 G	0.3 B	2	Dil 5X
7	9/8/2009 17:14	LJ5XM	L	2	2 G	0.1 B	2	47.00	1 G	ND	1 G	ND	0.2 G	ND	1 G	ND	2	107.70
8	9/8/2009 17:30	LJ5X1	L	2	2 G	0.1 B	2	36.70	1 G	ND	1 G	ND	0.2 G	ND	1 G	ND	2	Dil 5X
9	9/8/2009 17:46	LJ5X3	L	2	2 G	0.2 B	2	69.40	1 G	ND	1 G	0.4 B	0.2 G	ND	1 G	ND	2	Dil 5X
10	9/8/2009 18:03	LJ5X4	L	5	5 G	ND	5	64.50	2.5 G	ND	2.5 G	ND	0.5 G	ND	2.5 G	ND	5	Dil 10X
11	9/8/2009 18:19	LJ5X5 ORIG	L	5	5 G	0.2 B	5	63.30	2.5 G	ND	2.5 G	ND	0.5 G	ND	2.5 G	ND	5	760.60
12	9/8/2009 18:36	LJ5X5 MS (5) 9.9.09 SS	L	5	Orig??	2.70	Orig??	117.40	Orig??	2.80	Orig??	9.90	Orig??	2.50	Orig??	1.10	Orig??	839.00
13	9/8/2009 18:52	LJ63E	L	25	25 G	ND	25	Dil 50X	12.5 G	ND	12.5 G	ND	2.5 G	ND	12.5 G	ND	25 G	8.8 B
14	9/8/2009 19:09	CCV	L	1	P 92%	2.30	P 100%	49.80	P 100%	2.50	Out 89%	8.90	P 92%	2.30	P 104%	2.60	P 95%	47.40
15	9/8/2009 19:25	CCB	L	1	P< 1	ND	P< 1	ND	P< 0.5	ND	P< 0.5	ND	P< 0.1	ND	P< 0.5	ND	P< 1	ND
16	9/8/2009 19:41	LJ630	L	25	25 G	ND	25	2920.00	12.5 G	ND	12.5 G	ND	2.5 G	ND	12.5 G	ND	25	286.70
17	9/8/2009 19:58	LJ631	L	5	5 G	0.2 B	5	356.90	2.5 G	ND	2.5 G	ND	0.5 G	ND	2.5 G	ND	5	11.70
18	9/8/2009 20:14	LJ632	L	50	50 G	ND	50	Dil 200X	25 G	ND	25 G	ND	5 G	ND	25 G	ND	50	555.70
19	9/8/2009 20:29	LJ74R	L	1	1	0.4 B	1	3.90	0.5	ND	0.5	ND	0.1	5.30	0.5	ND	1	144.70
20	9/8/2009 20:46	LJ74R MS	L	1	Orig??	3.40	Orig??	60.60	Orig??	2.80	Orig??	10.40	Orig??	8.10	Orig??	6.20	Orig??	Dil 0X
21	9/8/2009 21:02	LJ742	L	5	5 G	0.1 B	5	103.70	2.5 G	ND	2.5 G	0.7 B	0.5 G	0.2 B	2.5	3.00	5	904.10
22	9/8/2009 21:18	LJ744	L	5	5 G	0.5 B	5	104.20	2.5 G	ND	2.5 G	0.9 B	0.5 G	ND	2.5 G	1.3 B	5	Dil 10X
23	9/8/2009 21:35	LJ745	L	10	10 G	0.4 B	10	107.20	5 G	ND	5 G	1.3 B	1 G	ND	5 G	ND	10	1976.00
24	9/8/2009 21:51	LJ746	L	1	1	0.1 B	1	37.00	0.5	ND	0.5	0.2 B	0.1	ND	0.5	0.2 B	1	171.20
25	9/8/2009 22:08	LJ747	L	2	2 G	0.1 B	2	69.30	1 G	ND	1 G	ND	0.2 G	ND	1 G	0.2 B	2	313.10

G - diluted for another analyte or matrix
B - estimated result, < RL

DX-120 Spreadsheet.xls
VER . 2000 09 05

1511

North Canton

Method: 300, 9056

TestAmerica
North Canton
Ion Chromatography

SEQUENCE: \\cansvr11\chem\WET\ic120.i\090809C.b\DX120.m Instrument : ic120.i LEVEL 1_____ DATE:_____ Date Analyzed: 9/8/2009

LEVEL 2_____ DATE:_____ Units: mg/L or mg/Kg

Inj #	Inj. Date	Sample ID	Matrix	Dil	FLUORIDE		CHLORIDE		NITRITE		BROMIDE		NITRATE-N		O-PHOS-P		SULFATE	
					RL	Result	RL	Result	RL	Result	RL	Result	RL	Result	RL	Result	RL	Result
		RLs:>>			1		1		0.5		0.5		0.5		0.5		1	
	24-Aug-09	Highest Cal Std conc & area			10	112094430	200	2.021E+09	10	168368560	40	127303723	10	180260219	10	65575961	200	1.326E+09
26	9/8/2009 22:24	CCV	L	1	P 98%	2.40	P 100%	50.00	P 100%	2.50	P 90%	9.00	P 92%	2.30	P 108%	2.70	P 96%	48.00
27	9/8/2009 22:41	CCB	L	1	P< 1	ND	P< 1	ND	P< 0.5	ND	P< 0.5	ND	P< 0.1	ND	P< 0.5	ND	P< 1	ND
28	9/8/2009 22:58	LCS	L	1	P 96%	2.40	P 101%	50.30	P 104%	2.60	P 94%	9.40	P 96%	2.40	P 100%	2.50	P 95%	47.70
29	9/8/2009 23:15	LCS DUP	L	1	P 96%	2.40	P 101%	50.70	P 104%	2.60	P 95%	9.50	P 96%	2.40	P 104%	2.60	P 96%	48.10
30	9/8/2009 23:31	LJ748 ORIG	L	1	1	0.1 B	1	29.60	0.5	ND	0.5	ND	0.1	1.20	0.5	ND	1	60.20
31	9/8/2009 23:47	LJ748 MS	L	1	Orig??	2.80	Orig??	87.10	Orig??	2.90	Orig??	9.40	Orig??	3.60	Orig??	6.30	Orig??	119.60
32	9/9/2009 0:04	LJ75C	L	1	1	0.2 B	1	27.60	0.5	ND	0.5	ND	0.1	0.90	0.5	1.00	1	74.30
33	9/9/2009 0:20	LJ75D	L	1	1	0.1 B	1	24.80	0.5	ND	0.5	ND	0.1	0.40	0.5	0.50	1	88.00
34	9/9/2009 0:37	LJ75E	L	5	5 G	0.6 B	5	118.10	2.5 G	ND	2.5 G	0.9 B	0.5 G	0.2 B	2.5 G	1.3 B	5	Dil 10X
35	9/9/2009 0:53	LJ75F	L	2	2 G	0.1 B	2	58.20	1 G	ND	1 G	ND	0.2 G	ND	1 G	0.4 B	2	201.80
36	9/9/2009 1:09	LJ75H	L	2	2 G	0.2 B	2	53.10	1 G	ND	1 G	ND	0.2 G	ND	1 G	0.3 B	2	363.10
37	9/9/2009 1:26	LJ75J	L	5	5 G	0.1 B	5	48.50	2.5 G	ND	2.5 G	ND	0.5 G	ND	2.5 G	0.5 B	5	493.90
38	9/9/2009 1:42	CCV	L	1	P 96%	2.40	P 100%	50.00	P 104%	2.60	P 93%	9.30	P 96%	2.40	P 104%	2.60	P 95%	47.40
39	9/9/2009 1:59	CCB	L	1	P< 1	ND	P< 1	ND	P< 0.5	ND	P< 0.5	ND	P< 0.1	ND	P< 0.5	ND	P< 1	ND
40	9/9/2009 2:15	LJ75L	L	10	10 G	0.7 B	10	106.70	5 G	ND	5 G	ND	1 G	ND	5 G	ND	10	1822.00
41	9/9/2009 2:32	LJ75M	L	5	5 G	0.2 B	5	71.40	2.5 G	ND	2.5 G	ND	0.5 G	ND	2.5 G	ND	5	904.70
42	9/9/2009 2:48	LKCD0	L	10	10 G	0.2 B	10	788.10	5 G	ND	5 G	ND	1 G	0.8 B	5 G	ND	10	216.90
43	9/9/2009 3:04	LKF1Q	L	1	1	0.3 B	1	Dil 20X	0.5	ND	0.5	1.80	0.1	ND	0.5	3.90	1	40.00
44	9/9/2009 3:21	LKF1Q	L	10	10 G	0.5 B	10	Dil 10X	5 G	ND	5 G	ND	1 G	ND	5	8.10	10	33.20
45	9/9/2009 3:37	LKF1T	L	1	1	0.9 B	1	Dil 20X	0.5	ND	0.5	2.60	0.1	0.30	0.5	ND	1	146.70
46	9/9/2009 3:54	LKF1T	L	10	10 G	0.2 B	10	Dil 10X	5 G	ND	5 G	ND	1 G	0.6 B	5 G	ND	10	114.00
47	9/9/2009 4:10	LKF1M	L	1	1	ND	1	Dil 20X	0.5	ND	0.5	ND	0.1	ND	0.5	ND	1	2.80
48	9/9/2009 4:26	LKDK1 ORIG	L	10	10 G	ND	10	79.80	5 G	ND	5 G	ND	1 G	ND	5 G	ND	10	908.30
49	9/9/2009 4:43	LKDK1 MS	L	10	Orig??	2.50	Orig??	120.40	Orig??	3.00	Orig??	9.10	Orig??	2.50	Orig??	1.10	Orig??	941.30
50	9/9/2009 4:59	CCV	L	1	P 98%	2.40	P 100%	50.10	P 104%	2.60	P 91%	9.10	P 92%	2.30	P 104%	2.60	P 95%	47.70

G - diluted for another analyte or matrix
B - estimated result, < RL

DX-120 SpreadsheetLxls
VER . 2000 09 05

1512

North Canton

Method: 300, 9056

TestAmerica
North Canton
Ion Chromatography

SEQUENCE: \\cansvr11\chem\WET\ic120.i\090809C.b\DX120.m Instrument : ic120.i LEVEL 1_____ DATE:_____ Date Analyzed: 9/8/2009

LEVEL 2_____ DATE:_____ Units: mg/L or mg/Kg

Inj #	Inj. Date	Sample ID	Matrix	Dil	FLUORIDE		CHLORIDE		NITRITE		BROMIDE		NITRATE-N		O-PHOS-P		SULFATE	
					RL	Result	RL	Result	RL	Result	RL	Result	RL	Result	RL	Result	RL	Result
		RLs:>>			1		1		0.5		0.5		0.5		0.5		1	
	24-Aug-09	Highest Cal Std conc & area			10	112094430	200	2.021E+09	10	168368560	40	127303723	10	180260219	10	65575961	200	1.326E+09
51	9/9/2009 5:16	CCB	L	1	P< 1	ND	P< 1	ND	P< 0.5	ND	P< 0.5	ND	P< 0.1	ND	P< 0.5	ND	P< 1	ND
52	9/9/2009 5:32	LKF1M	L	10	10 G	0.2 B	10	Dil 20X	5 G	ND	5 G	ND	1 G	ND	5 G	ND	10 G	2.4 B
53	9/9/2009 5:48	CCV	L	1	P 96%	2.40	P 100%	50.20	P 108%	2.70	P 97%	9.70	P 100%	2.50	Out 112%	2.80	P 96%	48.00
54	9/9/2009 6:05	CCB	L	1	P< 1	ND	P< 1	ND	P< 0.5	ND	P< 0.5	ND	P< 0.1	ND	P< 0.5	ND	P< 1	ND
55	9/9/2009 6:21	LCS	L	1	P 96%	2.40	P 101%	50.50	P 104%	2.60	P 92%	9.20	P 92%	2.30	P 104%	2.60	P 96%	48.10
56	9/9/2009 6:38	LCS DUP	L	1	P 96%	2.40	P 102%	50.90	P 108%	2.70	P 96%	9.60	P 96%	2.40	P 108%	2.70	P 97%	48.30
57	9/9/2009 6:54	LJ891	L	50	50 G	ND	50	Dil 200X	25 G	ND	25 G	ND	5 G	4.1 B	25 G	ND	50	413.20
58	9/9/2009 7:10	LJ9AC	L	50	50 G	ND	50	4214.00	25 G	ND	25 G	ND	5 G	3.1 B	25 G	ND	50 G	ND
59	9/9/2009 7:27	LJ9AE	L	50	50 G	6.3 B	50	2139.00	25 G	ND	25 G	ND	5 G	1.8 B	25 G	19.1 B	50	3461.00
60	9/9/2009 7:43	LJ9AR	L	50	50 G	ND	50	1379.00	25 G	ND	25 G	ND	5 G	2.9 B	25 G	ND	50	52.30
61	9/9/2009 8:00	LJ9AX	L	50	50 G	ND	50	2503.00	25 G	ND	25 G	ND	5 G	3.1 B	25 G	ND	50	55.90
62	9/9/2009 8:16	LJ9A1	L	50	50 G	5.1 B	50	2024.00	25 G	ND	25 G	ND	5 G	3.3 B	25 G	15.9 B	50	3272.00
63	9/9/2009 8:33	LJ8D4 ORG	L	5	5 G	0.1 B	5	216.30	2.5 G	ND	2.5 G	ND	0.5 G	ND	2.5 G	0.2 B	5 G	0.8 B
64	9/9/2009 8:49	LJ8D4 MS	L	5	P 80%	2.10	P 78%	255.40	P 144%	3.60	P 96%	9.60	P 92%	2.30	Out -8%	ND	P 88%	44.70
65	9/9/2009 9:05	CCV	L	1	P 96%	2.40	P 100%	50.10	P 104%	2.60	P 91%	9.10	P 92%	2.30	P 104%	2.60	P 95%	47.70
66	9/9/2009 9:22	CCB	L	1	P< 1	ND	P< 1	ND	P< 0.5	ND	P< 0.5	ND	P< 0.1	ND	P< 0.5	ND	P< 1	ND
67	9/9/2009 9:38	LJ8ED	L	2	2 G	0.2 B	2	68.90	1 G	ND	1 G	ND	0.2 G	ND	1 G	ND	2 G	0.3 B
68	9/9/2009 9:55	LJ8EE	L	5	5 G	0.2 B	5	139.30	2.5 G	ND	2.5 G	ND	0.5 G	ND	2.5 G	ND	5 G	ND
69	9/9/2009 10:11	LJ8EH ORIG	L	5	5 G	0.1 B	5	35.60	2.5 G	ND	2.5 G	0.6 B	0.5 G	ND	2.5 G	ND	5	808.00
70	9/9/2009 10:27	LJ8EH MS	L	5	Orig??	2.40	Orig??	82.20	Orig??	3.00	Orig??	10.50	Orig??	2.40	Orig??	1.50	Orig??	812.10
71	9/9/2009 10:44	CCV	L	1	P 96%	2.40	P 100%	50.10	P 104%	2.60	P 91%	9.10	P 92%	2.30	P 108%	2.70	P 95%	47.70
72	9/9/2009 11:00	CCB	L	1	P< 1	ND	P< 1	ND	P< 0.5	ND	P< 0.5	ND	P< 0.1	ND	P< 0.5	ND	P< 1	ND
0	1/0/1900 0:00	0		0	Unknown Matrix	#VALUE!	Unknown Matrix	#VALUE!	Unknown Matrix	#VALUE!	Unknown Matrix	#VALUE!	Unknown Matrix	#VALUE!	Unknown Matrix	#VALUE!	Unknown Matrix	#VALUE!
0	1/0/1900 0:00	0		0	Unknown Matrix	#VALUE!	Unknown Matrix	#VALUE!	Unknown Matrix	#VALUE!	Unknown Matrix	#VALUE!	Unknown Matrix	#VALUE!	Unknown Matrix	#VALUE!	Unknown Matrix	#VALUE!
0	1/0/1900 0:00	0		0	Unknown Matrix	#VALUE!	Unknown Matrix	#VALUE!	Unknown Matrix	#VALUE!	Unknown Matrix	#VALUE!	Unknown Matrix	#VALUE!	Unknown Matrix	#VALUE!	Unknown Matrix	#VALUE!

G - diluted for another analyte or matrix
B - estimated result, < RL

1513
North Canton

port Date : 09-Sep-2009 11:57

TestAmerica North Canton

INITIAL CALIBRATION DATA

art Cal Date : 24-AUG-2009 13:36
d Cal Date : 24-AUG-2009 15:47
ant Method : ESTD
rget Version : 4.14
tegrator : Falcon
thod file : \\cansvr11\chem\WET\ic120.i\090809C.b\DX120.m
st Edit : 09-Sep-2009 11:46 scotts

libration File Names:
vel 1: \\cansvr11\chem\WET\ic120.i\082409.b\0010.d
vel 2: \\cansvr11\chem\WET\ic120.i\082409.b\0009.d
vel 3: \\cansvr11\chem\WET\ic120.i\082409.b\0008.d
vel 4: \\cansvr11\chem\WET\ic120.i\082409.b\0007.d
vel 5: \\cansvr11\chem\WET\ic120.i\082409.b\0006.d
vel 6: \\cansvr11\chem\WET\ic120.i\082409.b\0005.d
vel 7: \\cansvr11\chem\WET\ic120.i\082409.b\0004.d
vel 8: \\cansvr11\chem\WET\ic120.i\082409.b\0003.d
vel 9: \\cansvr11\chem\WET\ic120.i\082409.b\0002.d

Compound	0.0500000 Level 1	0.2500000 Level 2	0.5000000 Level 3	1.0000 Level 4	2.5000 Level 5	4.0000 Level 6	Curve	Coefficients b	m1	m2	%RSD or R^2
	5.0000 Level 7	7.5000 Level 8	10.0000 Level 9								
1 Fluoride	11509040	9914944	9722824	9593420	9948203	10270836					
	10473934	10884966	11209443				AVRG		10391957		6.53579
2 Chloride	7729512	6780579	7050573	7629463	8653788	9240974					
	9501463	9866187	10106777				AVRG		8506591		14.65456
3 Nitrite	15427500	14728952	14460830	14518400	15118127	15521267					
	15579640	16152147	16836856				AVRG		15371524		5.07042

port Date : 09-Sep-2009 11:57

TestAmerica North Canton

INITIAL CALIBRATION DATA

art Cal Date : 24-AUG-2009 13:36
i Cal Date : 24-AUG-2009 15:47
int Method : ESTD
get Version : 4.14
egrator : Falcon
hod file : \\cansvr11\chem\WET\ic120.i\090809C.b\DX120.m
st Edit : 09-Sep-2009 11:46 scotts

Compound	0.0500000 Level 1	0.2500000 Level 2	0.5000000 Level 3	1.0000 Level 4	2.5000 Level 5	4.0000 Level 6	Curve	Coefficients b	m1	m2	%RSD or R^2
	5.0000 Level 7	7.5000 Level 8	10.0000 Level 9								
4 Bromide	3665325	2879955	2745431	2761982	2819322	2921120					
	2956530	3074972	3182593				AVRG		3000803		9.55892
5 Nitrate	20893480	16474036	15685910	15686200	15878503	16367173					
	16690577	17382052	18026022				AVRG		17009328		9.71404
6 Phosphate	199904	1479026	3777149	6912627	15888732	25698091					
	31664955	47956735	65575961				LINR	0.00774	6480670		0.99947
7 Sulfate	5766715	4849300	4942709	5002002	5335706	5747531					
	5934506	6326987	6632319				AVRG		5615308		11.22175

port Date : 09-Sep-2009 11:57

TestAmerica North Canton

INITIAL CALIBRATION DATA

art Cal Date : 24-AUG-2009 13:36
l Cal Date : 24-AUG-2009 15:47
ant Method : ESTD
get Version : 4.14
tegrator : Falcon
thod file : \\cansvr11\chem\WET\ic120.i\090809C.b\DX120.m
st Edit : 09-Sep-2009 11:46 scotts

rve	Formula	Units
eraged	Amt = Rsp/ml	Response
near	Amt = b + Rsp/ml	Response

Data File: \\cansvr11\chem\WET\ic120.i\090809C.b\0002.d
Report Date: 09-Sep-2009 11:46

TestAmerica North Canton

CONTINUING CALIBRATION COMPOUNDS

Instrument ID: ic120.i Injection Date: 08-SEP-2009 15:51
Lab File ID: 0002.d Init. Cal. Date(s): 24-AUG-2009 24-AUG-2009
Analysis Type: WATER Init. Cal. Times: 13:36 15:47
Lab Sample ID: ICV Quant Type: ESTD
Method: \\cansvr11\chem\WET\ic120.i\090809C.b\DX120.m

COMPOUND	RRF / AMOUNT	RF3	CCAL RRF3	MIN RRF	%D / %DRIFT	MAX %D / %DRIFT	CURVE TYPE	
1 Fluoride	10391957	9727831	9727831	0.010	6.39076	10.00000	Averaged	
2 Chloride	8506591	8446597	8446597	0.010	0.70526	10.00000	Averaged	
3 Nitrite	15371524	14951906	14951906	0.010	2.72984	10.00000	Averaged	
4 Bromide	3000803	2678974	2678974	0.010	10.72477	10.00000	Averaged	<-
5 Nitrate	17009328	15620262	15620262	0.010	8.16649	10.00000	Averaged	
6 Phosphate	2.50000	2.47118	6385904	0.010	1.15268	10.00000	Linear	
7 Sulfate	5615308	5295238	5295238	0.010	5.69997	10.00000	Averaged	

Data File: \\cansvr11\chem\WET\ic120.i\090809C.b\0014.d
Report Date: 09-Sep-2009 11:46

TestAmerica North Canton

CONTINUING CALIBRATION COMPOUNDS

Instrument ID: ic120.i Injection Date: 08-SEP-2009 19:09
Lab File ID: 0014.d Init. Cal. Date(s): 24-AUG-2009 24-AUG-2009
Analysis Type: WATER Init. Cal. Times: 13:36 15:47
Lab Sample ID: CCV Quant Type: ESTD
Method: \\cansvr11\chem\WET\ic120.i\090809C.b\DX120.m

COMPOUND	RRF / AMOUNT	RF3	CCAL RRF3	MIN RRF	%D / %DRIFT	MAX %D / %DRIFT	CURVE TYPE	
1 Fluoride	10391957	9732415	9732415	0.010	6.34665	10.00000	Averaged	
2 Chloride	8506591	8467014	8467014	0.010	0.46524	10.00000	Averaged	
3 Nitrite	15371524	15339304	15339304	0.010	0.20961	10.00000	Averaged	
4 Bromide	3000803	2678869	2678869	0.010	10.72827	10.00000	Averaged	<-
5 Nitrate	17009328	15700288	15700288	0.010	7.69602	10.00000	Averaged	
6 Phosphate	2.50000	2.55274	6597332	0.010	-2.10976	10.00000	Linear	
7 Sulfate	5615308	5323159	5323159	0.010	5.20274	10.00000	Averaged	

Data File: \\cansvr11\chem\WET\ic120.i\090809C.b\0026.d
Report Date: 09-Sep-2009 11:46

TestAmerica North Canton

CONTINUING CALIBRATION COMPOUNDS

Instrument ID: ic120.i Injection Date: 08-SEP-2009 22:24
Lab File ID: 0026.d Init. Cal. Date(s): 24-AUG-2009 24-AUG-2009
Analysis Type: WATER Init. Cal. Times: 13:36 15:47
Lab Sample ID: CCV Quant Type: ESTD
Method: \\cansvr11\chem\WET\ic120.i\090809C.b\DX120.m

COMPOUND	RRF / AMOUNT	RF3	CCAL RRF3	MIN RRF	%D / %DRIFT	MAX %D / %DRIFT	CURVE TYPE	
1 Fluoride	10391957	9800829	9800829	0.010	5.68832	10.00000	Averaged	
2 Chloride	8506591	8513000	8513000	0.010	-0.07535	10.00000	Averaged	
3 Nitrite	15371524	15502883	15502883	0.010	-0.85456	10.00000	Averaged	
4 Bromide	3000803	2700528	2700528	0.010	10.00651	10.00000	Averaged	<-
5 Nitrate	17009328	15885614	15885614	0.010	6.60646	10.00000	Averaged	
6 Phosphate	2.50000	2.65568	6864181	0.010	-6.22738	10.00000	Linear	
7 Sulfate	5615308	5388905	5388905	0.010	4.03190	10.00000	Averaged	

Data File: \\cansvr11\chem\WET\ic120.i\090809C.b\0038.d
Report Date: 09-Sep-2009 11:46

TestAmerica North Canton

CONTINUING CALIBRATION COMPOUNDS

Instrument ID: ic120.i Injection Date: 09-SEP-2009 01:42
Lab File ID: 0038.d Init. Cal. Date(s): 24-AUG-2009 24-AUG-2009
Analysis Type: WATER Init. Cal. Times: 13:36 15:47
Lab Sample ID: CCV Quant Type: ESTD
Method: \\cansvr11\chem\WET\ic120.i\090809C.b\DX120.m

COMPOUND	RRF / AMOUNT	RF3	CCAL RRF3	MIN RRF	%D / %DRIFT	MAX %D / %DRIFT	CURVE TYPE
1 Fluoride	10391957	9848530	9848530	0.010	5.22930	10.00000	Averaged
2 Chloride	8506591	8515598	8515598	0.010	-0.10589	10.00000	Averaged
3 Nitrite	15371524	15964043	15964043	0.010	-3.85465	10.00000	Averaged
4 Bromide	3000803	2794832	2794832	0.010	6.86386	10.00000	Averaged
5 Nitrate	17009328	16255034	16255034	0.010	4.43459	10.00000	Averaged
6 Phosphate	2.50000	2.55887	6613220	0.010	-2.35492	10.00000	Linear
7 Sulfate	5615308	5328235	5328235	0.010	5.11234	10.00000	Averaged

Data File: \\cansvr11\chem\WET\ic120.i\090809C.b\0050.d
Report Date: 09-Sep-2009 11:46

TestAmerica North Canton

CONTINUING CALIBRATION COMPOUNDS

Instrument ID: ic120.i Injection Date: 09-SEP-2009 04:59
Lab File ID: 0050.d Init. Cal. Date(s): 24-AUG-2009 24-AUG-2009
Analysis Type: WATER Init. Cal. Times: 13:36 15:47
Lab Sample ID: CCV Quant Type: ESTD
Method: \\cansvr11\chem\WET\ic120.i\090809C.b\DX120.m

COMPOUND	RRF / AMOUNT	RF3	CCAL RRF3	MIN RRF	%D / %DRIFT	MAX %D / %DRIFT	CURVE TYPE
1 Fluoride	10391957	9886896	9886896	0.010	4.86012	10.00000	Averaged
2 Chloride	8506591	8517922	8517922	0.010	-0.13321	10.00000	Averaged
3 Nitrite	15371524	15739730	15739730	0.010	-2.39537	10.00000	Averaged
4 Bromide	3000803	2720677	2720677	0.010	9.33505	10.00000	Averaged
5 Nitrate	17009328	15654162	15654162	0.010	7.96719	10.00000	Averaged
6 Phosphate	2.50000	2.63552	6811916	0.010	-5.42090	10.00000	Linear
7 Sulfate	5615308	5358501	5358501	0.010	4.57334	10.00000	Averaged

Data File: \\cansvr11\chem\WET\ic120.i\090809C.b\0053.d
Report Date: 09-Sep-2009 11:46

TestAmerica North Canton

CONTINUING CALIBRATION COMPOUNDS

Instrument ID: ic120.i Injection Date: 09-SEP-2009 05:48
Lab File ID: 0053.d Init. Cal. Date(s): 24-AUG-2009 24-AUG-2009
Analysis Type: WATER Init. Cal. Times: 13:36 15:47
Lab Sample ID: CCV Quant Type: ESTD
Method: \\cansvr11\chem\WET\ic120.i\090809C.b\DX120.m

COMPOUND	RRF / AMOUNT	RF3	CCAL RRF3	MIN RRF	%D / %DRIFT	MAX %D / %DRIFT	CURVE TYPE
1 Fluoride	10391957	10005519	10005519	0.010	3.71862	10.00000	Averaged
2 Chloride	8506591	8547451	8547451	0.010	-0.48034	10.00000	Averaged
3 Nitrite	15371524	16513620	16513620	0.010	-7.42994	10.00000	Averaged
4 Bromide	3000803	2896720	2896720	0.010	3.46850	10.00000	Averaged
5 Nitrate	17009328	16944108	16944108	0.010	0.38344	10.00000	Averaged
6 Phosphate	2.50000	2.83135	7319552	0.010	-13.25398	10.00000	Linear<-
7 Sulfate	5615308	5391830	5391830	0.010	3.97981	10.00000	Averaged

Data File: \\cansvr11\chem\WET\ic120.i\090809C.b\0065.d
Report Date: 09-Sep-2009 11:46

TestAmerica North Canton

CONTINUING CALIBRATION COMPOUNDS

Instrument ID: ic120.i Injection Date: 09-SEP-2009 09:05
Lab File ID: 0065.d Init. Cal. Date(s): 24-AUG-2009 24-AUG-2009
Analysis Type: WATER Init. Cal. Times: 13:36 15:47
Lab Sample ID: CCV Quant Type: ESTD
Method: \\cansvr11\chem\WET\ic120.i\090809C.b\DX120.m

COMPOUND	RRF / AMOUNT	RF3	CCAL RRF3	MIN RRF	%D / %DRIFT	MAX %D / %DRIFT	CURVE TYPE
1 Fluoride	10391957	9866869	9866869	0.010	5.05283	10.00000	Averaged
2 Chloride	8506591	8526513	8526513	0.010	-0.23420	10.00000	Averaged
3 Nitrite	15371524	15997346	15997346	0.010	-4.07131	10.00000	Averaged
4 Bromide	3000803	2737246	2737246	0.010	8.78290	10.00000	Averaged
5 Nitrate	17009328	15858430	15858430	0.010	6.76628	10.00000	Averaged
6 Phosphate	2.50000	2.55316	6598399	0.010	-2.12622	10.00000	Linear
7 Sulfate	5615308	5356380	5356380	0.010	4.61112	10.00000	Averaged

Data File: \\cansvr11\chem\WET\ic120.i\090809C.b\0071.d
Report Date: 09-Sep-2009 11:46

TestAmerica North Canton

CONTINUING CALIBRATION COMPOUNDS

Instrument ID: ic120.i Injection Date: 09-SEP-2009 10:44
Lab File ID: 0071.d Init. Cal. Date(s): 24-AUG-2009 24-AUG-2009
Analysis Type: WATER Init. Cal. Times: 13:36 15:47
Lab Sample ID: CCV Quant Type: ESTD
Method: \\cansvr11\chem\WET\ic120.i\090809C.b\DX120.m

COMPOUND	RRF / AMOUNT	RF3	CCAL RRF3	MIN RRF	%D / %DRIFT	MAX %D / %DRIFT	CURVE TYPE
1 Fluoride	10391957	9845102	9845102	0.010	5.26228	10.00000	Averaged
2 Chloride	8506591	8520435	8520435	0.010	-0.16275	10.00000	Averaged
3 Nitrite	15371524	15788372	15788372	0.010	-2.71182	10.00000	Averaged
4 Bromide	3000803	2719085	2719085	0.010	9.38811	10.00000	Averaged
5 Nitrate	17009328	15619424	15619424	0.010	8.17143	10.00000	Averaged
6 Phosphate	2.50000	2.65241	6855702	0.010	-6.09654	10.00000	Linear
7 Sulfate	5615308	5360977	5360977	0.010	4.52925	10.00000	Averaged

TestAmerica Inc.
Perchlorate by 6850/DOD Handbook SAC-LC-0012

Batch Data Path D:\Masshunter\Data\perchlorate_3KNM191731VE\09152009-PERC\QuantResults\15SE09-6850-001.batch.xml

Sequence Table

Data File	Sample Name	Position	Level	Sample Type	Acq. Date & Time
15SE09-6850-005.d	Blank with IS	P2-B1		Sample	9/15/2009 14:39
15SE09-6850-006.d	ICAL_1 Perchlorate Std 0.15ng/mL	P2-B2	1	Calibration	9/15/2009 14:51
15SE09-6850-007.d	ICAL_2 Perchlorate Std 0.30ng/mL	P2-B3	2	Calibration	9/15/2009 15:04
15SE09-6850-008.d	ICAL_3 Perchlorate Std 0.50ng/mL	P2-B4	3	Calibration	9/15/2009 15:16
15SE09-6850-009.d	ICAL_4 Perchlorate Std 1.0ng/mL	P2-B5	4	Calibration	9/15/2009 15:28
15SE09-6850-010.d	ICAL_5 Perchlorate Std 2.0ng/mL	P2-B6	5	Calibration	9/15/2009 15:41
15SE09-6850-011.d	ICAL_6 Perchlorate Std 5.0ng/mL	P2-B7	6	Calibration	9/15/2009 15:53
15SE09-6850-012.d	ICAL_7 Perchlorate Std 10ng/mL	P2-B8	7	Calibration	9/15/2009 16:06
15SE09-6850-013.d	ICAL_8 Perchlorate Std 20ng/mL	P2-B9	8	Calibration	9/15/2009 16:18
15SE09-6850-014.d	ICV Perchlorate Std 5.0ng/mL	P2-C2	ICV	QC	9/15/2009 16:31
15SE09-6850-015.d	Blank with IS	P2-C1		Sample	9/15/2009 16:43
15SE09-6850-016.d	LODV Perchlorate Std 0.15ng/mL	P2-B2	LODV	QC	9/15/2009 16:55
15SE09-6850-017.d	CCV_5 Perchlorate Std 2.0ng/mL	P2-B6	CCV5	QC	9/15/2009 17:08
15SE09-6850-018.d	G9I120000-MB, 9255095, 20mL/20mL	P1-A1		Sample	9/15/2009 17:23
15SE09-6850-019.d	G9I120000-LCS, 9255095, 20mL/20mL	P1-A2	LCS	QC	9/15/2009 17:35
15SE09-6850-020.d	G9I120000-SMCS, 9255095, 20mL/20mL	P1-A3	SMCS	QC	9/15/2009 17:48
15SE09-6850-021.d	A9I030268-2 5X, 9255039, 20mL/20mL	P2-F1		Sample	9/15/2009 18:00
15SE09-6850-022.d	A9H290161-7 10X, 9253449, 20mL/20mL	P2-F2		Sample	9/15/2009 18:13
15SE09-6850-023.d	A9I030186-1, 9255039, 20mL/20mL	P1-A4		Sample	9/15/2009 18:25
15SE09-6850-024.d	A9I030186-1MS, 9255039, 20mL/20mL	P1-A5	MS	QC	9/15/2009 18:38
15SE09-6850-025.d	A9I030186-1SD, 9255039, 20mL/20mL	P1-A6	MS	QC	9/15/2009 18:54
15SE09-6850-026.d	A9I030186-2, 9255039, 20mL/20mL	P1-A7		Sample	9/15/2009 19:07
15SE09-6850-027.d	A9I030186-3, 9255039, 20mL/20mL	P1-A8		Sample	9/15/2009 19:19
15SE09-6850-028.d	CCV_4 Perchlorate Std 1.0ng/mL	P2-B5	CCV4	QC	9/15/2009 19:32
15SE09-6850-029.d	A9I030186-4, 9255039, 20mL/20mL	P1-A9		Sample	9/15/2009 19:44
15SE09-6850-030.d	A9I030186-5, 9255039, 20mL/20mL	P1-B1		Sample	9/15/2009 19:56
15SE09-6850-031.d	A9I030186-6, 9255039, 20mL/20mL	P1-B2		Sample	9/15/2009 20:09
15SE09-6850-032.d	A9I040243-1, 9255039, 20mL/20mL	P1-B3		Sample	9/15/2009 20:21
15SE09-6850-033.d	A9I040243-2, 9255039, 20mL/20mL	P1-B4		Sample	9/15/2009 20:36
15SE09-6850-034.d	A9I040243-3, 9255039, 20mL/20mL	P1-B5		Sample	9/15/2009 20:49

TestAmerica Inc.

Perchlorate by 6850/DOD Handbook SAC-LC-0012

Data File	Sample Name	Position	Level	Sample Type	Acq. Date & Time
15SE09-6850-035.d	A9I040243-4, 9255039, 20mL/20mL	P1-B6		Sample	9/15/2009 21:01
15SE09-6850-036.d	A9I040243-6, 9255039, 20mL/20mL	P1-B7		Sample	9/15/2009 21:14
15SE09-6850-037.d	A9I040243-7, 9255039, 20mL/20mL	P1-B8		Sample	9/15/2009 21:26
15SE09-6850-038.d	A9I040243-8, 9255039, 20mL/20mL	P1-B9		Sample	9/15/2009 21:39
15SE09-6850-039.d	CCV_5 Perchlorate Std 2.0ng/mL	P2-B6	CCV5	QC	9/15/2009 21:51
15SE09-6850-040.d	A9I040243-9, 9255039, 20mL/20mL	P1-C1		Sample	9/15/2009 22:03
15SE09-6850-041.d	A9I040243-10, 9255039, 20mL/20mL	P1-C2		Sample	9/15/2009 22:16
15SE09-6850-042.d	A9I040243-11, 9255039, 20mL/20mL	P1-C3		Sample	9/15/2009 22:28
15SE09-6850-043.d	G9I040000-MB, 9247467, 20mL/20mL	P1-C4		Sample	9/15/2009 22:41
15SE09-6850-044.d	G9I040000-LCS, 9247467, 20mL/20mL	P1-C5	LCS	QC	9/15/2009 22:53
15SE09-6850-045.d	G9I040000-SMCS, 9247467, 20mL/20mL	P1-C6		Sample	9/15/2009 23:06
15SE09-6850-046.d	G9H270346-21, 9247467, 20mL/20mL	P1-C7		Sample	9/15/2009 23:18
15SE09-6850-047.d	G9H270346-21MS, 9247467, 20mL/20mL	P1-C8		Sample	9/15/2009 23:30
15SE09-6850-048.d	G9H270346-21SD, 9247467, 20mL/20mL	P1-C9		Sample	9/15/2009 23:43
15SE09-6850-049.d	G9H280335-3, 9247467, 20mL/20mL	P1-D1		Sample	9/15/2009 23:55
15SE09-6850-050.d	CCV_5 Perchlorate Std 2.0ng/mL	P2-B6	CCV5	QC	9/16/2009 0:08
15SE09-6850-051.d	G9H290183-14, 9247467, 20mL/20mL	P1-D2		Sample	9/16/2009 0:20
15SE09-6850-052.d	G9H290183-15, 9247467, 20mL/20mL	P1-D3		Sample	9/16/2009 0:33
15SE09-6850-053.d	G9I010327-10, 9247467, 20mL/20mL	P1-D4		Sample	9/16/2009 0:45
15SE09-6850-054.d	G9I010329-18, 9247467, 20mL/20mL	P1-D5		Sample	9/16/2009 0:58
15SE09-6850-055.d	G9I010329-19, 9247467, 20mL/20mL	P1-D6		Sample	9/16/2009 1:10
15SE09-6850-056.d	G9I040000-MB, 9247454, 20mL/20mL	P1-D7		Sample	9/16/2009 1:22
15SE09-6850-057.d	G9I040000-LCS, 9247454, 20mL/20mL	P1-D8	LCS	QC	9/16/2009 1:35
15SE09-6850-058.d	G9I040000-SMCS, 9247454, 20mL/20mL	P1-D9	SMCS	QC	9/16/2009 1:47
15SE09-6850-059.d	G9H290182-1, 9247454, 20mL/20mL	P1-E1		Sample	9/16/2009 2:00
15SE09-6850-060.d	G9H290182-2, 9247454, 20mL/20mL	P1-E2		Sample	9/16/2009 2:12
15SE09-6850-061.d	CCV_4 Perchlorate Std 1.0ng/mL	P2-B5	CCV4	QC	9/16/2009 2:25
15SE09-6850-062.d	G9H290182-3, 9247454, 20mL/20mL	P1-E3		Sample	9/16/2009 2:37
15SE09-6850-063.d	G9H290182-3MS, 9247454, 20mL/20mL	P1-E4	MS	QC	9/16/2009 2:49
15SE09-6850-064.d	G9H290182-3SD, 9247454, 20mL/20mL	P1-E5	MS	QC	9/16/2009 3:02
15SE09-6850-065.d	G9H290182-4, 9247454, 20mL/20mL	P1-E6		Sample	9/16/2009 3:14
15SE09-6850-066.d	G9H290182-5, 9247454, 20mL/20mL	P1-E7		Sample	9/16/2009 3:27
15SE09-6850-067.d	A9I020192-1 RI, 9254350, 20mL/20mL	P1-E8		Sample	9/16/2009 3:39
15SE09-6850-068.d	G9I150000-MB, 9258425, 20mL/20mL	P1-E9	MS	QC	9/16/2009 3:52
15SE09-6850-069.d	G9I150000-LCS, 9258425, 20mL/20mL	P1-F1	MS	QC	9/16/2009 4:04
15SE09-6850-070.d	G9I150000-SMCS, 9258425, 20mL/20mL	P1-F2		Sample	9/16/2009 4:16

TestAmerica Inc.

Perchlorate by 6850/DOD Handbook SAC-LC-0012

Data File	Sample Name	Position	Level	Sample Type	Acq. Date & Time
15SE09-6850-071.d	A9I050193-1, 9258425, 20mL/20mL	P1-F3		Sample	9/16/2009 4:29
15SE09-6850-072.d	CCV_5 Perchlorate Std 2.0ng/mL	P2-B6	CCV5	QC	9/16/2009 4:41
15SE09-6850-073.d	A9I050193-1MS, 9258425, 20mL/20mL	P1-F4		Sample	9/16/2009 4:54
15SE09-6850-074.d	A9I050193-1SD, 9258425, 20mL/20mL	P1-F5		Sample	9/16/2009 5:06
15SE09-6850-075.d	A9I050193-2, 9258425, 20mL/20mL	P1-F6		Sample	9/16/2009 5:19
15SE09-6850-076.d	A9I050193-3, 9258425, 20mL/20mL	P1-F7		Sample	9/16/2009 5:31
15SE09-6850-077.d	A9I090172-1, 9258425, 20mL/20mL	P1-F8		Sample	9/16/2009 5:43
15SE09-6850-078.d	A9I090172-2, 9258425, 20mL/20mL	P1-F9		Sample	9/16/2009 5:56
15SE09-6850-079.d	A9I090172-3, 9258425, 20mL/20mL	P2-E1	LCS	QC	9/16/2009 6:08
15SE09-6850-080.d	A9I090172-4, 9258425, 20mL/20mL	P2-E2	SMCS	QC	9/16/2009 6:21
15SE09-6850-081.d	A9I090172-7, 9258425, 20mL/20mL	P2-E3		Sample	9/16/2009 6:33
15SE09-6850-082.d	A9I090172-8, 9258425, 20mL/20mL	P2-E4		Sample	9/16/2009 6:46
15SE09-6850-083.d	CCV_4 Perchlorate Std 1.0ng/mL	P2-B5	CCV4	QC	9/16/2009 6:58
15SE09-6850-084.d	A9I090172-9, 9258425, 20mL/20mL	P2-E5		Sample	9/16/2009 7:10
15SE09-6850-085.d	A9I090172-10, 9258425, 20mL/20mL	P2-E6	MS	QC	9/16/2009 7:23
15SE09-6850-086.d	A9I090172-11, 9258425, 20mL/20mL	P2-E7	MS	QC	9/16/2009 7:35
15SE09-6850-087.d	A9I090172-12, 9258425, 20mL/20mL	P2-E8		Sample	9/16/2009 7:48
15SE09-6850-088.d	A9I090172-13, 9258425, 20mL/20mL	P2-E9		Sample	9/16/2009 8:00
15SE09-6850-089.d	A9I030186-1SD RI, 9255039, 20mL/20mL	P1-A6	MS	QC	9/16/2009 8:13
15SE09-6850-090.d	G9H270346-1 RI, 9240360, 2.99g/10mL	P2-F4		Sample	9/16/2009 8:25
15SE09-6850-091.d	G9H270346-2 RI, 9240360, 3.01g/10mL	P2-F5		Sample	9/16/2009 8:37
15SE09-6850-092.d	G9H270346-5 RI, 9240360, 3.01g/10mL	P2-F6		Sample	9/16/2009 8:50
15SE09-6850-093.d	G9H270346-11 RI, 9240360, 3.00g/10mL	P2-F7		Sample	9/16/2009 9:02
15SE09-6850-094.d	CCV_5 Perchlorate Std 2.0ng/mL	P2-B6	CCV5	QC	9/16/2009 9:15
15SE09-6850-095.d	LODV Perchlorate Std 0.15ng/mL	P2-B2	LODV	QC	9/16/2009 9:27
15SE09-6850-096.d	LODV Perchlorate Std 0.15ng/mL	P2-B2	LODV	QC	9/16/2009 9:40

Quantitation Results

Compound *Perchlorate*

Data File	Compound	Sample Type	Exp Conc	Response	Accuracy	Final Conc.
15SE09-6850-005.d	Perchlorate	Sample				
15SE09-6850-006.d	Perchlorate	Calibration	0.1500	2408	116.6	
15SE09-6850-007.d	Perchlorate	Calibration	0.3000	4697	101.6	
15SE09-6850-008.d	Perchlorate	Calibration	0.5000	7902	98.2	
15SE09-6850-009.d	Perchlorate	Calibration	1.0000	15709	94.2	
15SE09-6850-010.d	Perchlorate	Calibration	2.0000	31935	97.6	

TestAmerica Inc.

Perchlorate by 6850/DOD Handbook SAC-LC-0012

Data File	Compound	Sample Type	Exp Conc	Response	Accuracy	Final Conc
15SE09-6850-011.d	Perchlorate	Calibration	5.0000	78987	91.0	
15SE09-6850-012.d	Perchlorate	Calibration	10.0000	157491	96.2	
15SE09-6850-013.d	Perchlorate	Calibration	20.0000	319442	104.6	
15SE09-6850-014.d	Perchlorate	QC	5.0000	78506	95.3	
15SE09-6850-015.d	Perchlorate	Sample				
15SE09-6850-016.d	Perchlorate	QC	0.1500	2254	113.7	
15SE09-6850-017.d	Perchlorate	QC	2.0000	32347	102.8	
15SE09-6850-018.d	Perchlorate	Sample				
15SE09-6850-019.d	Perchlorate	QC	5.0000	70929	95.6	
15SE09-6850-020.d	Perchlorate	QC	0.5000	70309	933.8	
15SE09-6850-021.d	Perchlorate	Sample		161056		
15SE09-6850-022.d	Perchlorate	Sample		149601		
15SE09-6850-023.d	Perchlorate	Sample		381		
15SE09-6850-024.d	Perchlorate	QC	5.0000	73398	92.2	
15SE09-6850-025.d	Perchlorate	QC	5.0000	81344	72.5	
15SE09-6850-026.d	Perchlorate	Sample		294		
15SE09-6850-027.d	Perchlorate	Sample				
15SE09-6850-028.d	Perchlorate	QC	1.0000	13971	91.6	
15SE09-6850-029.d	Perchlorate	Sample				
15SE09-6850-030.d	Perchlorate	Sample		653		
15SE09-6850-031.d	Perchlorate	Sample		286		
15SE09-6850-032.d	Perchlorate	Sample				
15SE09-6850-033.d	Perchlorate	Sample				
15SE09-6850-034.d	Perchlorate	Sample		1725		
15SE09-6850-035.d	Perchlorate	Sample		1291		
15SE09-6850-036.d	Perchlorate	Sample		9396		
15SE09-6850-037.d	Perchlorate	Sample		852		
15SE09-6850-038.d	Perchlorate	Sample		366		
15SE09-6850-039.d	Perchlorate	QC	2.0000	29838	98.6	
15SE09-6850-040.d	Perchlorate	Sample		321		
15SE09-6850-041.d	Perchlorate	Sample				
15SE09-6850-042.d	Perchlorate	Sample		87544		

TestAmerica Inc.
Perchlorate by 6850/DOD Handbook SAC-LC-0012

15SE09-6850-043.d	Perchlorate	Sample			
15SE09-6850-044.d	Perchlorate	QC	5.0000	6886	9.3
15SE09-6850-045.d	Perchlorate	Sample		7106	
15SE09-6850-046.d	Perchlorate	Sample			
15SE09-6850-047.d	Perchlorate	Sample		6817	
15SE09-6850-048.d	Perchlorate	Sample		7084	
15SE09-6850-049.d	Perchlorate	Sample			
15SE09-6850-050.d	Perchlorate	QC	2.0000	30045	95.2
15SE09-6850-051.d	Perchlorate	Sample			
15SE09-6850-052.d	Perchlorate	Sample			
15SE09-6850-053.d	Perchlorate	Sample			
15SE09-6850-054.d	Perchlorate	Sample			
15SE09-6850-055.d	Perchlorate	Sample			
15SE09-6850-056.d	Perchlorate	Sample			
15SE09-6850-057.d	Perchlorate	QC	5.0000	7051	9.3
15SE09-6850-058.d	Perchlorate	QC	0.5000	8251	97.2
15SE09-6850-059.d	Perchlorate	Sample		465	
15SE09-6850-060.d	Perchlorate	Sample		577	
15SE09-6850-061.d	Perchlorate	QC	1.0000	14258	89.7
15SE09-6850-062.d	Perchlorate	Sample		505	
15SE09-6850-063.d	Perchlorate	QC	5.0000	7873	10.2
15SE09-6850-064.d	Perchlorate	QC	5.0000	7624	10.3
15SE09-6850-065.d	Perchlorate	Sample		445	
15SE09-6850-066.d	Perchlorate	Sample		596	
15SE09-6850-067.d	Perchlorate	Sample		915	
15SE09-6850-068.d	Perchlorate	QC	5.0000		
15SE09-6850-069.d	Perchlorate	QC	5.0000	71018	93.2
15SE09-6850-070.d	Perchlorate	Sample		78252	
15SE09-6850-071.d	Perchlorate	Sample			
15SE09-6850-072.d	Perchlorate	QC	2.0000	30425	99.7
15SE09-6850-073.d	Perchlorate	Sample		87203	
15SE09-6850-074.d	Perchlorate	Sample		73784	

15SE09-6850-075.d	Perchlorate	Sample		3265	
15SE09-6850-076.d	Perchlorate	Sample			
15SE09-6850-077.d	Perchlorate	Sample		825	
15SE09-6850-078.d	Perchlorate	Sample			
15SE09-6850-079.d	Perchlorate	QC	5.0000		
15SE09-6850-080.d	Perchlorate	QC	0.5000		
15SE09-6850-081.d	Perchlorate	Sample			
15SE09-6850-082.d	Perchlorate	Sample			
15SE09-6850-083.d	Perchlorate	QC	1.0000	14985	94.2
15SE09-6850-084.d	Perchlorate	Sample			
15SE09-6850-085.d	Perchlorate	QC	5.0000		
15SE09-6850-086.d	Perchlorate	QC	5.0000		
15SE09-6850-087.d	Perchlorate	Sample			
15SE09-6850-088.d	Perchlorate	Sample			
15SE09-6850-089.d	Perchlorate	QC	5.0000	72113	68.9
15SE09-6850-090.d	Perchlorate	Sample		1198	
15SE09-6850-091.d	Perchlorate	Sample		1274	
15SE09-6850-092.d	Perchlorate	Sample		788	
15SE09-6850-093.d	Perchlorate	Sample		960	
15SE09-6850-094.d	Perchlorate	QC	2.0000	31448	98.2
15SE09-6850-095.d	Perchlorate	QC	0.1500	2785	125.7
15SE09-6850-096.d	Perchlorate	QC	0.1500	2392	110.2

Compound *Perchlorate-(35Cl18O4)*

Data File	Compound	Sample Type	Exp Conc	Response	Accuracy	Final Conc.
15SE09-6850-005.d	Perchlorate-(35Cl18O4)	Sample		162283		
15SE09-6850-006.d	Perchlorate-(35Cl18O4)	Calibration	10.0000	168344		
15SE09-6850-007.d	Perchlorate-(35Cl18O4)	Calibration	10.0000	172255		
15SE09-6850-008.d	Perchlorate-(35Cl18O4)	Calibration	10.0000	172421		
15SE09-6850-009.d	Perchlorate-(35Cl18O4)	Calibration	10.0000	172901		
15SE09-6850-010.d	Perchlorate-(35Cl18O4)	Calibration	10.0000	166694		
15SE09-6850-011.d	Perchlorate-(35Cl18O4)	Calibration	10.0000	175281		

TestAmerica Inc.
Perchlorate by 6850/DOD Handbook SAC-LC-0012

15SE09-6850-012.d	Perchlorate-(35Cl1804)	Calibration	10.0000	164614	
15SE09-6850-013.d	Perchlorate-(35Cl1804)	Calibration	10.0000	153287	AVG = 168225
15SE09-6850-014.d	Perchlorate-(35Cl1804)	QC	10.0000	166205	
15SE09-6850-015.d	Perchlorate-(35Cl1804)	Sample		170201	
15SE09-6850-016.d	Perchlorate-(35Cl1804)	QC	10.0000	162571	
15SE09-6850-017.d	Perchlorate-(35Cl1804)	QC	10.0000	160079	
15SE09-6850-018.d	Perchlorate-(35Cl1804)	Sample		163864	
15SE09-6850-019.d	Perchlorate-(35Cl1804)	QC	10.0000	149779	
15SE09-6850-020.d	Perchlorate-(35Cl1804)	QC	10.0000	151952	
15SE09-6850-021.d	Perchlorate-(35Cl1804)	Sample		199553	
15SE09-6850-022.d	Perchlorate-(35Cl1804)	Sample		187537	
15SE09-6850-023.d	Perchlorate-(35Cl1804)	Sample		162648	
15SE09-6850-024.d	Perchlorate-(35Cl1804)	QC	10.0000	160633	
15SE09-6850-025.d	Perchlorate-(35Cl1804)	QC	10.0000	226934	
15SE09-6850-026.d	Perchlorate-(35Cl1804)	Sample		156708	
15SE09-6850-027.d	Perchlorate-(35Cl1804)	Sample		159520	
15SE09-6850-028.d	Perchlorate-(35Cl1804)	QC	10.0000	158282	
15SE09-6850-029.d	Perchlorate-(35Cl1804)	Sample		178332	
15SE09-6850-030.d	Perchlorate-(35Cl1804)	Sample		158749	
15SE09-6850-031.d	Perchlorate-(35Cl1804)	Sample		158636	
15SE09-6850-032.d	Perchlorate-(35Cl1804)	Sample		167704	
15SE09-6850-033.d	Perchlorate-(35Cl1804)	Sample		167799	
15SE09-6850-034.d	Perchlorate-(35Cl1804)	Sample		258538	– HIGH
15SE09-6850-035.d	Perchlorate-(35Cl1804)	Sample		160954	
15SE09-6850-036.d	Perchlorate-(35Cl1804)	Sample		157525	
15SE09-6850-037.d	Perchlorate-(35Cl1804)	Sample		156106	
15SE09-6850-038.d	Perchlorate-(35Cl1804)	Sample		168819	
15SE09-6850-039.d	Perchlorate-(35Cl1804)	QC	10.0000	154068	
15SE09-6850-040.d	Perchlorate-(35Cl1804)	Sample		171723	
15SE09-6850-041.d	Perchlorate-(35Cl1804)	Sample		167261	
15SE09-6850-042.d	Perchlorate-(35Cl1804)	Sample		151370	

UCL 252337
LCL 84112
DEL 9-17-09

15SE09-6850-043.d	Perchlorate-(35Cl1804)	Sample		163783
15SE09-6850-044.d	Perchlorate-(35Cl1804)	QC	10.0000	159984
15SE09-6850-045.d	Perchlorate-(35Cl1804)	Sample		165208
15SE09-6850-046.d	Perchlorate-(35Cl1804)	Sample		157722
15SE09-6850-047.d	Perchlorate-(35Cl1804)	Sample		161743
15SE09-6850-048.d	Perchlorate-(35Cl1804)	Sample		158305
15SE09-6850-049.d	Perchlorate-(35Cl1804)	Sample		158325
15SE09-6850-050.d	Perchlorate-(35Cl1804)	QC	10.0000	160791
15SE09-6850-051.d	Perchlorate-(35Cl1804)	Sample		176748
15SE09-6850-052.d	Perchlorate-(35Cl1804)	Sample		159380
15SE09-6850-053.d	Perchlorate-(35Cl1804)	Sample		164876
15SE09-6850-054.d	Perchlorate-(35Cl1804)	Sample		159326
15SE09-6850-055.d	Perchlorate-(35Cl1804)	Sample		163333
15SE09-6850-056.d	Perchlorate-(35Cl1804)	Sample		161494
15SE09-6850-057.d	Perchlorate-(35Cl1804)	QC	10.0000	163767
15SE09-6850-058.d	Perchlorate-(35Cl1804)	QC	10.0000	182049
15SE09-6850-059.d	Perchlorate-(35Cl1804)	Sample		165174
15SE09-6850-060.d	Perchlorate-(35Cl1804)	Sample		165504
15SE09-6850-061.d	Perchlorate-(35Cl1804)	QC	10.0000	165037
15SE09-6850-062.d	Perchlorate-(35Cl1804)	Sample		177726
15SE09-6850-063.d	Perchlorate-(35Cl1804)	QC	10.0000	165426
15SE09-6850-064.d	Perchlorate-(35Cl1804)	QC	10.0000	158366
15SE09-6850-065.d	Perchlorate-(35Cl1804)	Sample		163306
15SE09-6850-066.d	Perchlorate-(35Cl1804)	Sample		154400
15SE09-6850-067.d	Perchlorate-(35Cl1804)	Sample		157275
15SE09-6850-068.d	Perchlorate-(35Cl1804)	QC	10.0000	151799
15SE09-6850-069.d	Perchlorate-(35Cl1804)	QC	10.0000	153717

TestAmerica Inc.

Perchlorate by 6850/DOD Handbook SAC-LC-0012

Data File	Compound	Sample Type	Exp Conc	Response	Accuracy	Final Conc.
15SE09-6850-070.d	Perchlorate-(35Cl1804)	Sample		163296		
15SE09-6850-071.d	Perchlorate-(35Cl1804)	Sample		163497		
15SE09-6850-072.d	Perchlorate-(35Cl1804)	QC	10.0000	155460		
15SE09-6850-073.d	Perchlorate-(35Cl1804)	Sample		185397		
15SE09-6850-074.d	Perchlorate-(35Cl1804)	Sample		159891		
15SE09-6850-075.d	Perchlorate-(35Cl1804)	Sample		160074		
15SE09-6850-076.d	Perchlorate-(35Cl1804)	Sample		168235		
15SE09-6850-077.d	Perchlorate-(35Cl1804)	Sample		157756		
15SE09-6850-078.d	Perchlorate-(35Cl1804)	Sample		173366		
15SE09-6850-079.d	Perchlorate-(35Cl1804)	QC	10.0000	153539		
15SE09-6850-080.d	Perchlorate-(35Cl1804)	QC	10.0000	167416		
15SE09-6850-081.d	Perchlorate-(35Cl1804)	Sample		165201		
15SE09-6850-082.d	Perchlorate-(35Cl1804)	Sample		168706		
15SE09-6850-083.d	Perchlorate-(35Cl1804)	QC	10.0000	165016		
15SE09-6850-084.d	Perchlorate-(35Cl1804)	Sample		167709		
15SE09-6850-085.d	Perchlorate-(35Cl1804)	QC	10.0000	159156		
15SE09-6850-086.d	Perchlorate-(35Cl1804)	QC	10.0000	161130		
15SE09-6850-087.d	Perchlorate-(35Cl1804)	Sample		170145		
15SE09-6850-088.d	Perchlorate-(35Cl1804)	Sample		158904		
15SE09-6850-089.d	Perchlorate-(35Cl1804)	QC	10.0000	211642		
15SE09-6850-090.d	Perchlorate-(35Cl1804)	Sample		147180		
15SE09-6850-091.d	Perchlorate-(35Cl1804)	Sample		151953		
15SE09-6850-092.d	Perchlorate-(35Cl1804)	Sample		153598		
15SE09-6850-093.d	Perchlorate-(35Cl1804)	Sample		145021		
15SE09-6850-094.d	Perchlorate-(35Cl1804)	QC	10.0000	163101		
15SE09-6850-095.d	Perchlorate-(35Cl1804)	QC	10.0000	177906		
15SE09-6850-096.d	Perchlorate-(35Cl1804)	QC	10.0000	179246		

Tetra Tech NUS **INTERNAL CORRESPONDENCE**

TO: **D. MURALI** **DATE: OCTOBER 27, 2009**

FROM: **TERRI L. SOLOMON** **COPIES: DV FILE**

SUBJECT: **INORGANIC DATA VALIDATION – TOTAL AND DISSOLVED METALS**
LOCKHEED – MSA GW SAMPLING
SAMPLE DELIVERY GROUP (SDG) – 9I04243

SAMPLES: 13/Aqueous/

MSA-DMW10S-090409	MSA-DMW1A-090409
MSA-DMW1B-090409	MSA-DMW2A-090309
MSA-DMW3I-090309	MSA-DMW3S-090309
MSA-DMW4D-090309	MSA-DMW4S-090309
MSA-DMW5S-090309	MSA-DMW6D-090309
MSA-DMW6I-090309	MSA-DMW6S-090309
MSA-DMW29D-090309	

Overview

The sample set for Lockheed – MSA GW Sampling, SDG 9I04243, consists of thirteen (13) aqueous environmental samples. No field duplicate pairs were included within this SDG.

All samples were analyzed for select total and dissolved metals. Samples MSA-DMW4D-090309 and MSA-DMW4S-090309 were also analyzed for total calcium, magnesium, potassium, silica and sodium. The samples were collected by Tetra Tech NUS on September 3 and 4, 2009 and analyzed by Test America – North Canton and Test America - Pittsburgh. Metals analyses were conducted using SW-846 method 6020 and calcium, magnesium, potassium, silica and sodium analyses were conducted using SW-846 method 6010B. Mercury analyses were conducted using SW-846 method 7470A.

The findings offered in this report are based upon a general review of all available data. The data review was based on data completeness, holding times, ICP-MS tune, initial and continuing calibration verification results, laboratory method / preparation blank results, ICP interference results, laboratory control sample recoveries, matrix spike / matrix spike duplicate recoveries, ICP serial dilution results, internal standard recoveries, detection limits and analyte quantitation.

Areas of concern with respect to data quality are listed below.

Major Problems - None.

Minor Problems

- The contract required detection limit (CRDL) percent recoveries for nickel, selenium and zinc on 09/15/09 were < 90% quality control limit affecting total and dissolved samples MSA-DMW10S-090409, MSA-DMW1A-090409 and MSA-DMW1B-090409. Positive results < 2X CRDL reported for nickel, selenium and zinc in the affected samples were qualified as biased high, "K".

- The CRDL percent recoveries for copper and zinc on 09/16/09 were > 110% quality control limit affecting total and dissolved samples MSA-DMW2A-090309, MSA-DMW3I-090309, MSA-DMW3S-090309, MSA-DMW4D-090309, MSA-DMW4S-090309, MSA-DMW5S-090309, MSA-DMW6D-090309, MSA-DMW6I-090309, MSA-DMW6S-090309 and MSA-DMW29D-090309. Positive results < 2X CRDL reported for copper and zinc in the affected samples were qualified as biased high, "K".

- The following contaminants were detected in the laboratory method/preparation blanks at the following maximum concentrations:

Analyte	Maximum Concentration	Action Level
Antimony	0.11 ug/L	0.55 ug/L
Barium[(1)]	0.42 ug/L	2.1 ug/L
Cadmium	0.098 ug/L	0.49 ug/L
Chromium[(1)]	0.25 ug/L	1.25 ug/L
Cobalt	0.095 ug/L	0.475 ug/L
Copper[(1)]	0.43 ug/L	2.15 ug/L
Iron[(1)]	25.9 ug/L	129.5 ug/L
Lead	0.069 ug/L	0.345 ug/L
Manganese	0.99 ug/L	4.95 ug/L
Mercury	0.1 ug/L	0.5 ug/L
Molybdenum	0.24 ug/L	1.2 ug/L
Nickel	0.06 ug/L	0.3 ug/L
Selenium	0.33 ug/L	1.65 ug/L
Silver	0.082 ug/L	0.41 ug/L
Thallium	0.24 ug/L	1.2 ug/L
Zinc[(1)]	5.4 ug/L	27 ug/L

Affects total and dissolved samples MSA-DMW10S-090409, MSA-DMW1A-090409 and MSA-DMW1B-090409.

[(1)] Maximum concentration in a preparation blank.

Analyte	Maximum Concentration	Action Level
Antimony	0.15ug/L	0.75 ug/L
Barium[(1)]	0.47 ug/L	2.35 ug/L
Beryllium	0.027 ug/L	0.135 ug/L
Cadmium	0.1 ug/L	0.5 ug/L
Chromium[(1)]	0.25 ug/L	1.25 ug/L
Cobalt	0.062 ug/L	0.31 ug/L
Copper[(1)]	0.38 ug/L	1.9 ug/L
Iron	24.5 ug/L	122.5 ug/L
Lead	0.067 ug/L	0.335 ug/L
Manganese[(1)]	0.83 ug/L	4.15 ug/L
Molybdenum	0.26 ug/L	1.3 ug/L
Nickel	0.098 ug/L	0.49 ug/L
Silver	0.057 ug/L	0.285 ug/L
Thallium	0.24 ug/L	1.2 ug/L
Zinc[(1)]	5.6 ug/L	28 ug/L

Affects total and dissolved samples MSA-DMW2A-090309, MSA-DMW3I-090309, MSA-DMW3S-090309, MSA-DMW4D-090309, MSA-DMW4S-090309, MSA-DMW5S-090309, MSA-DMW6D-090309, MSA-DMW6I-090309, MSA-DMW6S-090309 and MSA-DMW29D-090309.

(1) Maximum concentration present in a preparation blank.

Analyte	Maximum Concentration	Action Level
Calcium	34.0 ug/L	170 ug/L
Potassium[1]	218 ug/L	1090 ug/L
Potassium[2]	227 ug/L	1135 ug/L
Silica[2]	44.8 ug/L	224 ug/L
Silica[3]	206 ug/L	1030 ug/L

Affects total and dissolved samples MSA-DMW4D-090309 and MSA-DMW4S-090309.

(1) Maximum concentration present in a preparation blank affecting sample MSA-DMW4D-090309.
(2) Maximum concentration in a laboratory method blank affecting sample MSA-DMW4S-090309.
(3) Maximum concentration in a laboratory method blank affecting sample MSA-DMW4D-090309.

An action level of 5X the maximum contaminant level has been used to evaluate sample data for blank contamination. Sample aliquot and dilution factors, if applicable, were taken into consideration when evaluating for blank contamination. Positive results less than the blank action level reported for antimony, beryllium, cadmium, chromium, copper, iron, lead, molybdenum, nickel, selenium, thallium and zinc were qualified "B" as a result of laboratory blank contamination.

- The interfering analyte iron was present in total sample MSA-DMW10S-090409 at a concentration comparable to the concentration of iron in the interference check sample (ICS) solution. Several analytes namely, antimony, barium, cadmium, chromium, cobalt, copper, lead, manganese, nickel, selenium, silver, thallium and zinc were present in the ICS solution at a concentration that exceeded the absolute value of the instrument detection limit (IDL). Interference effects exist for antimony, cadmium, chromium, copper, lead, nickel, selenium and zinc in the affected sample. The nondetected result reported for cadmium was qualified as biased low, "UL". The positive results reported for chromium and nickel were qualified as biased high, "K". No validation actions were warranted for antimony, copper, lead, selenium and zinc as the results were qualified for blank contamination.

- The interfering analyte iron was present in dissolved sample MSA-DMW10S-090409 at a concentration comparable to the concentration of iron in the interference check sample (ICS) solution. Several analytes namely, antimony, barium, cadmium, chromium, cobalt, copper, lead, manganese, nickel, selenium, silver, thallium and zinc were present in the ICS solution at a concentration that exceeded the absolute value of the instrument detection limit (IDL). Interference effects exist for antimony, cadmium, chromium, copper, lead, nickel, selenium and zinc in the affected sample. The nondetected result reported for cadmium was qualified as biased low, "UL". The positive results reported for nickel and zinc were qualified as biased high, "K". No validation actions were warranted for antimony, chromium, copper, lead and selenium as the results were qualified for blank contamination.

- The interfering analyte iron was present in total and dissolved sample MSA-DMW2A-090309 at a concentration comparable to the concentration of iron in the interference check sample (ICS) solution. Several analytes namely, antimony, barium, cadmium, chromium, cobalt, copper, lead, manganese, nickel, selenium, silver, thallium and zinc were present in the ICS

solution at a concentration that exceeded the absolute value of the instrument detection limit (IDL). Interference effects exist for antimony, chromium and thallium in the affected samples. The positive results reported for chromium were qualified as biased high, "K". No validation actions were warranted for antimony and thallium as the results were qualified for blank contamination.

- The interfering analyte iron was present in total sample MSA-DMW3S-090309 at a concentration comparable to the concentration of iron in the interference check sample (ICS) solution. Several analytes namely, antimony, barium, cadmium, chromium, cobalt, copper, lead, manganese, nickel, selenium, silver, thallium and zinc were present in the ICS solution at a concentration that exceeded the absolute value of the instrument detection limit (IDL). Interference effects exist for cadmium, selenium and silver in the affected sample. The positive result reported for cadmium was qualified as biased low, "L". The positive result reported for selenium was qualified as estimated, "J', as a result of conflicting noncompliances. No validation actions were warranted for silver as the result was qualified for blank contamination.

- The interfering analyte iron was present in dissolved sample MSA-DMW6I-090309 at a concentration comparable to the concentration of iron in the interference check sample (ICS) solution. Several analytes namely, antimony, barium, cadmium, chromium, cobalt, copper, lead, manganese, nickel, selenium, silver, thallium and zinc were present in the ICS solution at a concentration that exceeded the absolute value of the instrument detection limit (IDL). Interference effects exist for antimony, chromium and thallium in the affected sample. The positive result reported for chromium was qualified as biased high, "K". No validation actions were warranted for antimony and thallium as the results were qualified for blank contamination.

- The interfering analyte iron was present in total sample MSA-DMW6S-090309 at a concentration comparable to the concentration of iron in the interference check sample (ICS) solution. Several analytes namely, antimony, barium, cadmium, chromium, cobalt, copper, lead, manganese, nickel, selenium, silver, thallium and zinc were present in the ICS solution at a concentration that exceeded the absolute value of the instrument detection limit (IDL). Interference effects exist for antimony, cadmium, chromium, copper, lead, nickel, selenium, thallium and zinc in the affected sample. The positive results reported for copper and lead were qualified as biased high, "K". The positive results reported for nickel and selenium were qualified as estimated, "J", as a result of conflicting noncompliances. No validation actions were warranted for antimony, cadmium, chromium, thallium and zinc as the results were qualified for blank contamination.

- The interfering analyte iron was present in dissolved sample MSA-DMW6S-090309 at a concentration comparable to the concentration of iron in the interference check sample (ICS) solution. Several analytes namely, antimony, barium, cadmium, chromium, cobalt, copper, lead, manganese, nickel, selenium, silver, thallium and zinc were present in the ICS solution at a concentration that exceeded the absolute value of the instrument detection limit (IDL). Interference effects exist for antimony, cadmium, chromium, copper, lead, nickel, selenium and zinc in the affected sample. The positive results reported for nickel and selenium were qualified as estimated, "J", as a result of conflicting noncompliances. The nondetected result reported for cadmium was qualified as biased low, "UL". No validation actions were warranted for antimony, chromium, copper, lead and zinc as the results were qualified for blank contamination.

- The matrix spike / matrix spike duplicate percent recovery for silica was > 125% quality control limit for sample MSA-DMW4S-090309. The positive results reported for silica were qualified as biased high, "K".

- Laboratory duplicate imprecision (difference > CRDL) was noted for nickel for sample batch 9252015 affecting total and dissolved samples MSA-DMW2A-090309, MSA-DMW3I-090309, MSA-DMW3S-090309, MSA-DMW4D-090309, MSA-DMW4S-090309, MSA-DMW5S-090309, MSA-DMW6D-090309, MSA-DMW6I-090309, MSA-DMW6S-090309 and MSA-DMW29D-090309. The positive results reported for nickel in the affected samples were qualified as estimated, "J".

- The ICP serial dilution percent differences for arsenic, selenium and zinc were > 10% quality control limit for batch 9252015 affecting total and dissolved samples MSA-DMW2A-090309, MSA-DMW3I-090309, MSA-DMW3S-090309, MSA-DMW4D-090309, MSA-DMW4S-090309, MSA-DMW5S-090309, MSA-DMW6D-090309, MSA-DMW6I-090309, MSA-DMW6S-090309 and MSA-DMW29D-090309. The positive and nondetected results reported for arsenic, selenium and zinc in the affected samples were qualified as estimated, "J" and "UJ", respectively.

- The ICP serial dilution percent difference for arsenic was > 10% quality control limit for batch 9252016 affecting total and dissolved samples MSA-DMW10S-090409, MSA-DMW1A-090409 and MSA-DMW1B-090409. The positive results reported for arsenic in the affected samples were qualified as estimated, "J"

Notes

The CRDL percent recoveries for cadmium, copper, iron, manganese, silver and thallium on 09/15/09 were < 90% quality control limit affecting total and dissolved samples MSA-DMW10S-090409, MSA-DMW1A-090409 and MSA-DMW1B-090409. No validation actions were required as all results were either > 2X CRDL, nondetects or were qualified as a result of blank contamination.

The CRDL percent recoveries for manganese, silver and thallium on 09/16/09 were > 110% quality control limit affecting total and dissolved samples MSA-DMW2A-090309, MSA-DMW3I-090309, MSA-DMW3S-090309, MSA-DMW4D-090309, MSA-DMW4S-090309, MSA-DMW5S-090309, MSA-DMW6D-090309, MSA-DMW6I-090309, MSA-DMW6S-090309 and MSA-DMW29D-090309. No validation actions were required as all results were either > 2X CRDL, nondetects or were qualified as a result of blank contamination.

The CRDL percent recovery for mercury on 09/10/09 was > 120% quality control limit affecting total and dissolved samples MSA-DMW10S-090409, MSA-DMW1A-090409 and MSA-DMW1B-090409. No validation actions were required as all results were either > 2X CRDL or were nondetects.

The interfering analyte iron was present in total and dissolved samples MSA-DMW1A-090409 and MSA-DMW1B-090409 at a concentration comparable to the concentration of iron in the interference check sample (ICS) solution. Several analytes namely, antimony, barium, cadmium, chromium, cobalt, copper, lead, manganese, nickel, selenium, silver and zinc were present in the ICS solution at a concentration that exceeded the absolute value of the instrument detection limit (IDL). Interference effects exist for antimony, lead and/or thallium in the affected samples. No validation actions were warranted for antimony, lead and/or thallium as the results were qualified for blank contamination.

The interfering analyte iron was present in total and dissolved samples MSA-DMW2A-090309, MSA-DMW4S-090309, MSA-DMW5S-090309 and total sample MSA-DMW6I-090309 at a concentration comparable to the concentration of iron in the interference check sample (ICS) solution. Several analytes namely, antimony, barium, cadmium, chromium, cobalt, copper, lead, manganese, nickel, selenium, silver, thallium and zinc were present in the ICS solution at a concentration that exceeded the absolute value of the instrument detection limit (IDL). Interference effects exist for antimony, chromium, silver and/or thallium in the affected samples.

No validation actions were warranted for antimony, chromium, silver and/or thallium as the results were qualified for blank contamination.

Executive Summary

Laboratory Performance: The CRDL percent recoveries for several analytes were outside the 90-110% quality control limits. Several analytes were present in the laboratory method / preparation blanks.

Other Factors Affecting Data Quality: The interfering analyte iron was present in several samples. The matrix spike / matrix spike duplicate percent recovery for silica was > 125% quality control limit. Laboratory duplicate imprecision (difference > CRDL) was nickel for sample batch 9252015. The ICP serial dilution percent differences for arsenic, selenium and zinc were > 10% quality control limit for batch 9252015 and for arsenic for batch 9252015.

The data for these analyses were reviewed with reference to Region III modifications to the "National Functional Guidelines for Inorganic Data Validation", April 1993.

The text of this report has been formulated to address only those problem areas affecting data quality.

Tetra Tech NUS
Terri L. Solomon
Environmental Scientist

Tetra Tech NUS
Joseph A. Samchuck
Quality Assurance Officer

Attachments:

1. Appendix A - Qualified Analytical Results
2. Appendix B - Results as reported by the Laboratory
3. Appendix C - Support Documentation

APPENDIX A
QUALIFIED ANALYTICAL RESULTS

Data Validation Qualifier Codes:

A = Lab Blank Contamination
B = Field Blank Contamination
C = Calibration Noncompliance (e.g. % RSDs, %Ds, ICVs, CCVs, RRFs, etc.)
C01 = GC/MS Tuning Noncompliance
D = MS/MSD Recovery Noncompliance
E = LCS/LCSD Recovery Noncompliance
F = Lab Duplicate Imprecision
G = Field Duplicate Imprecision
H = Holding Time Exceedance
I = ICP Serial Dilution Noncompliance
J = GFAA PDS-GFAA MSA's r < 0.995 / ICP PDS Recovery Noncompliance
K = ICP Interference - includes ICS % R Noncompliance
L = Instrument Calibration Range Exceedance
M = Sample Preservation Noncompliance
N = Internal Standard Noncompliance
N01 = Internal Standard Recovery Noncompliance Dioxins
N02 = Recovery Standard Noncompliance Dioxins
N03 = Clean-up Standard Noncompliance Dioxins
O - Poor Instrument Performance (e.g. base-line drifting)
P = Uncertainty near detection limit (< 2 x IDL for inorganics and <CRQL for organics)
Q = Other problems (can encompass a number of issues; e.g. chromatography,interferences, etc.)
R = Surrogates Recovery Noncompliance
S = Pesticide/PCB Resolution
T = % Breakdown Noncompliance for DOT and Endrin
U = % Difference between columns/detectors >25% for positive results determined via GC/HPLC
V = Non-linear calibrations; correlation coefficient r < 0.995
W = EMPC result
X = Signal to noise response drop
Y = Percent solids <30%
Z = Uncertainty at 2 sigma deviation is greater than sample activity

PROJ_NO: 02298 SDG: 9I04243 FRACTION: M MEDIA: WATER	NSAMPLE	MSA-DMW10S-090409			MSA-DMW1A-090409			MSA-DMW1B-090409			MSA-DMW2A-090309		
	LAB_ID	A9I050193001			A9I050193002			A9I050193003			A9I040243004		
	SAMP_DATE	9/4/2009			9/4/2009			9/4/2009			9/3/2009		
	QC_TYPE	NM			NM			NM			NM		
	UNITS	UG/L			UG/L			UG/L			UG/L		
	PCT_SOLIDS	.0			.0			.0			.0		
	DUP_OF												
PARAMETER		RESULT	VQL	QLCD	RESULT	VQL	QLCD	RESULT	VQL	QLCD	RESULT	VQL	QLCD
ANTIMONY		0.099	B	A	0.074	B	A	0.46	B	A	0.38	B	A
ARSENIC		15.4	J	I	6.8	J	I	82.2	J	I	6.9	J	I
BARIUM		22			13.2			21.8			25.1		
BERYLLIUM		0.025	U		0.59			0.28			1.2		
CADMIUM		0.014	UL	C	1130			205			777		
CALCIUM													
CHROMIUM		1.8	K	C	303			157			27.4		
COBALT		7.2			85.5			32			573		
COPPER		0.55	B	A	24.6			27.3			144		
IRON		96700			12900			52900			48200		
LEAD		0.14	B	A	1.2			4.8			8.9		
MAGNESIUM													
MANGANESE		2370			3040			3670			9940		
MERCURY		0.1	U		0.51			1.5			0.21		
MOLYBDENUM		0.64	B	A	1.7			1.5			1	B	A
NICKEL		2.2	K	CK	165			38.5			143	J	F
POTASSIUM													
SELENIUM		0.57	B	A	7.3	K	C	4.4	K	C	9.4	J	I
SILICA													
SILVER		0.02	U		0.02	U		0.02	U		0.14	B	A
SODIUM													
THALLIUM		0.072	U		0.18	B	A	0.13	B	A	0.32	B	A
VANADIUM		0.66			0.29	U		21			42.4		
ZINC		26.9	B	A	506			156			534	J	I

PROJ_NO: 02298	NSAMPLE	MSA-DMW3I-090309			MSA-DMW3S-090309			MSA-DMW4D-090309			MSA-DMW4S-090309		
SDG: 9I04243	LAB_ID	A9I040243008			A9I040243009			A9I040243011			A9I040243010		
FRACTION: M	SAMP_DATE	9/3/2009			9/3/2009			9/3/2009			9/3/2009		
MEDIA: WATER	QC_TYPE	NM			NM			NM			NM		
	UNITS	UG/L			UG/L			UG/L			UG/L		
	PCT_SOLIDS	.0			.0			.0			.0		
	DUP_OF												
PARAMETER		RESULT	VQL	QLCD	RESULT	VQL	QLCD	RESULT	VQL	QLCD	RESULT	VQL	QLCD
ANTIMONY		0.15	B	A	1.7			0.2	B	A	0.2	B	A
ARSENIC		3.4	J	I	7.1	J	I	24	J	I	4.4	J	I
BARIUM		11.1			89.3			29.3			13.8		
BERYLLIUM		0.14			0.23			3.8			1		
CADMIUM		191			0.88	L	K	24.4			49.9		
CALCIUM								67300			118000		
CHROMIUM		3.2	K	K	17.1			15			6.7		
COBALT		203			2.3			162			63.2		
COPPER		40.9			40.6			80.3			21.7		
IRON		60500			21600			3930			49400		
LEAD		2.6			25.1			7.1			4.9		
MAGNESIUM								57900			76500		
MANGANESE		5720			440			6300			6210		
MERCURY		0.1	U		0.1	U		13.2			0.1	U	
MOLYBDENUM		0.23	U		3.3			1.2	B	A	0.72	B	A
NICKEL		52.4	J	F	9.4	J	F	117	J	F	24.8	J	F
POTASSIUM								5050			20700		
SELENIUM		3.4	J	I	0.2	J	KI	36.2	J	I	4.4	J	I
SILICA								18500	K	D	11800	K	D
SILVER		0.02	U		0.2	B	A	0.096	B	A	0.02	U	
SODIUM								119000			170000		
THALLIUM		0.38	B	A	0.072	U		0.22	B	A	0.072	U	
VANADIUM		6.6			13.6			10.6			4.6		
ZINC		282	J	I	165	J	I	498	J	I	153	J	I

PROJ_NO: 02298	NSAMPLE	MSA-DMW5S-090309			MSA-DMW6D-090309			MSA-DMW6I-090309			MSA-DMW6S-090309		
SDG: 9I04243	LAB_ID	A9I040243006			A9I040243003			A9I040243002			A9I040243001		
FRACTION: M	SAMP_DATE	9/3/2009			9/3/2009			9/3/2009			9/3/2009		
MEDIA: WATER	QC_TYPE	NM			NM			NM			NM		
	UNITS	UG/L			UG/L			UG/L			UG/L		
	PCT_SOLIDS	.0			.0			.0			.0		
	DUP_OF												
PARAMETER		RESULT	VQL	QLCD	RESULT	VQL	QLCD	RESULT	VQL	QLCD	RESULT	VQL	QLCD
ANTIMONY		0.068	B	A	0.16	B	A	0.49	B	A	0.38	B	A
ARSENIC		12.4	J	I	3.3	J	I	2.2	J	I	6.6	J	I
BARIUM		13.2			56.4			13.6			42.5		
BERYLLIUM		4.6			0.75			3.9			0.051	B	A
CADMIUM		4.9			0.78			12.2			0.06	B	A
CALCIUM													
CHROMIUM		5.2			11.4			11.8			1.2	B	A
COBALT		88.5			27.6			54.8			6		
COPPER		48.6			18.8			534			2	K	CK
IRON		25900			2800			22800			200000		
LEAD		3.5			3.1			16			0.63	K	K
MAGNESIUM													
MANGANESE		4560			736			4430			1880		
MERCURY		0.1	U		2.6			0.1	U		0.1	U	
MOLYBDENUM		0.23	U		1.3			3.7			0.36	B	A
NICKEL		78.6	J	F	37.3	J	F	57.2	J	F	5.7	J	FK
POTASSIUM													
SELENIUM		21.4	J	I	1.9	J	I	2.7	J	I	0.43	J	IK
SILICA													
SILVER		0.02	U		0.02	U		0.038	B	A	0.02	U	
SODIUM													
THALLIUM		0.19	B	A	0.13	B	A	0.44	B	A	0.17	B	A
VANADIUM		11.7			7.1			1.5			1.1		
ZINC		205	J	I	102	J	I	835	J	I	7.6	B	A

PROJ_NO: 02298	NSAMPLE	MSA-MW29D-090309
SDG: 9I04243	LAB_ID	A9I040243007
FRACTION: M	SAMP_DATE	9/3/2009
MEDIA: WATER	QC_TYPE	NM
	UNITS	UG/L
	PCT_SOLIDS	.0
	DUP_OF	

PARAMETER	RESULT	VQL	QLCD
ANTIMONY	0.064	B	A
ARSENIC	0.12	UJ	I
BARIUM	6.3		
BERYLLIUM	0.046	B	A
CADMIUM	0.05	B	A
CALCIUM			
CHROMIUM	0.59	B	A
COBALT	1.6		
COPPER	12.2		
IRON	89	B	A
LEAD	0.31	B	A
MAGNESIUM			
MANGANESE	12.3		
MERCURY	0.1	U	
MOLYBDENUM	0.23	U	
NICKEL	2.8	J	F
POTASSIUM			
SELENIUM	0.14	UJ	I
SILICA			
SILVER	0.02	U	
SODIUM			
THALLIUM	0.072	U	
VANADIUM	0.29	U	
ZINC	18.3	J	CI

PROJ_NO: 02298 SDG: 9I04243 FRACTION: MF MEDIA: WATER	NSAMPLE	MSA-DMW10S-090409			MSA-DMW1A-090409			MSA-DMW1B-090409			MSA-DMW2A-090309		
	LAB_ID	A9I050193001			A9I050193002			A9I050193003			A9I040243004		
	SAMP_DATE	9/4/2009			9/4/2009			9/4/2009			9/3/2009		
	QC_TYPE	NM			NM			NM			NM		
	UNITS	UG/L			UG/L			UG/L			UG/L		
	PCT_SOLIDS	.0			.0			.0			.0		
	DUP_OF												
PARAMETER		RESULT	VQL	QLCD	RESULT	VQL	QLCD	RESULT	VQL	QLCD	RESULT	VQL	QLCD
ANTIMONY		0.079	B	A	0.043	U		0.043	U		0.12	B	A
ARSENIC		14.8	J	I	5.2	J	I	11.2	J	I	5.1	J	I
BARIUM		22.2			13.2			14.5			13.2		
BERYLLIUM		0.025	U		0.59			0.073			1.3		
CADMIUM		0.014	UL	K	1070			172			762		
CHROMIUM		1.1	B	A	171			8.3			7.7		
COBALT		7.3			77.1			34.3			589		
COPPER		0.16	B	A	25.9			10.3			56		
IRON		99000			12600			32300			44900		
LEAD		0.036	B	A	1.2			0.32	B	A	4.2		
MANGANESE		2430			3210			3460			10700		
MERCURY		0.1	U		0.1	U		0.1	U		0.1	U	
MOLYBDENUM		0.66	B	A	0.26	B	A	0.23	U		0.25	B	A
NICKEL		2.4	K	CK	152			39.6			142	J	F
SELENIUM		0.45	B	A	7	K	C	1.7	K	C	9.2	J	I
SILVER		0.02	U		0.02	U		0.02	U		0.02	U	
THALLIUM		0.072	U		0.19	B	A	0.072	U		0.25	B	A
VANADIUM		0.29	U		0.29	U		0.29	U		13.3		
ZINC		18	K	CK	488			143			533	J	I

PROJ_NO: 02298	NSAMPLE	MSA-DMW3I-090309			MSA-DMW3S-090309			MSA-DMW4D-090309			MSA-DMW4S-090309		
SDG: 9I04243	LAB_ID	A9I040243008			A9I040243009			A9I040243011			A9I040243010		
FRACTION: MF	SAMP_DATE	9/3/2009			9/3/2009			9/3/2009			9/3/2009		
MEDIA: WATER	QC_TYPE	NM			NM			NM			NM		
	UNITS	UG/L			UG/L			UG/L			UG/L		
	PCT_SOLIDS	.0			.0			.0			.0		
	DUP_OF												
PARAMETER		RESULT	VQL	QLCD	RESULT	VQL	QLCD	RESULT	VQL	QLCD	RESULT	VQL	QLCD
ANTIMONY		0.088	B	A	0.16	B	A	0.043	U		0.074	B	A
ARSENIC		3.5	J	I	4.9	J	I	19.2	J	I	3.9	J	I
BARIUM		10.2			58.9			20.6			10.5		
BERYLLIUM		0.13	B	A	0.025	U		3.9			0.96		
CADMIUM		76.9			0.014	U		26.5			6.6		
CHROMIUM		2	K	K	0.61	B	A	2.8			1.1	B	A
COBALT		201			0.36			174			62.8		
COPPER		25.1			0.4	B	A	67.8			3	K	C
IRON		59900			1240			224			47900		
LEAD		2			0.13	B	A	1.4			1.2		
MANGANESE		5690			330			6960			6240		
MERCURY		0.1	U		0.1	U		0.34			0.1	U	
MOLYBDENUM		0.23	U		2.4			0.23	U		0.23	U	
NICKEL		51.8	J	F	0.43	B	A	125	J	F	23.9	J	F
SELENIUM		3.6	J	I	0.14	UJ	I	37.4	J	I	4	J	I
SILVER		0.02	U		0.02	U		0.02	U		0.02	U	
THALLIUM		0.35	B	A	0.072	U		0.21	B	A	0.072	U	
VANADIUM		5.2			0.29	U		0.29	U		0.29	U	
ZINC		267	J	I	5.3	B	A	369	J	I	114	J	I

PROJ_NO: 02298 SDG: 9I04243 FRACTION: MF MEDIA: WATER	NSAMPLE	MSA-DMW5S-090309			MSA-DMW6D-090309			MSA-DMW6I-090309			MSA-DMW6S-090309		
	LAB_ID	A9I040243006			A9I040243003			A9I040243002			A9I040243001		
	SAMP_DATE	9/3/2009			9/3/2009			9/3/2009			9/3/2009		
	QC_TYPE	NM			NM			NM			NM		
	UNITS	UG/L			UG/L			UG/L			UG/L		
	PCT_SOLIDS	.0			.0			.0			.0		
	DUP_OF												
PARAMETER		RESULT	VQL	QLCD	RESULT	VQL	QLCD	RESULT	VQL	QLCD	RESULT	VQL	QLCD
ANTIMONY		0.067	B	A	0.043	U		0.18	B	A	0.22	B	A
ARSENIC		12.9	J	I	0.22	J	I	1.9	J	I	6.5	J	I
BARIUM		13.4			54.3			11.9			41.5		
BERYLLIUM		4.3			0.68			4.2			0.025	U	
CADMIUM		4.6			0.71			4.8			0.014	UL	K
CHROMIUM		5.4			1.2	B	A	2.3	K	K	0.66	B	A
COBALT		90.9			29			59.2			5.9		
COPPER		5.4			17.2			66			0.49	B	A
IRON		26000			70.7	B	A	24700			218000		
LEAD		3.1			1.7			6.1			0.13	B	A
MANGANESE		4690			789			4850			1700		
MERCURY		0.1	U		0.14			0.1	U		0.1	U	
MOLYBDENUM		0.23	U		0.36	B	A	0.88	B	A	0.23	U	
NICKEL		80	J	F	38.3	J	F	57.3	J	F	2.5	J	FK
SELENIUM		20.6	J	I	1.8	J	I	2.3	J	I	0.36	J	IK
SILVER		0.02	U		0.02	U		0.02	U		0.02	U	
THALLIUM		0.2	B	A	0.072	U		0.29	B	A	0.072	U	
VANADIUM		12.2			0.29	U		0.79			0.29	U	
ZINC		211	J	I	106	J	I	286	J	I	7.1	B	A

PROJ_NO: 02298	NSAMPLE	MSA-MW29D-090309		
SDG: 9I04243	LAB_ID	A9I040243007		
FRACTION: MF	SAMP_DATE	9/3/2009		
MEDIA: WATER	QC_TYPE	NM		
	UNITS	UG/L		
	PCT_SOLIDS	.0		
	DUP_OF			
PARAMETER		RESULT	VQL	QLCD
ANTIMONY		0.043	U	
ARSENIC		0.12	UJ	I
BARIUM		4.9		
BERYLLIUM		0.042	B	A
CADMIUM		0.23	B	A
CHROMIUM		0.34	B	A
COBALT		1.6		
COPPER		4.6		
IRON		4.7	U	
LEAD		0.13	B	A
MANGANESE		11.8		
MERCURY		0.1	U	
MOLYBDENUM		0.23	U	
NICKEL		3.2	J	F
SELENIUM		0.14	UJ	I
SILVER		0.02	U	
THALLIUM		0.072	U	
VANADIUM		0.29	U	
ZINC		16.8	J	CI

APPENDIX B
RESULTS AS REPORTED BY THE LABORATORY

Tetra Tech NUS, Inc

Client Sample ID: MSA-DMW10S-090409

TOTAL Metals

Lot-Sample #...: A9I050193-001 Matrix.....: WG
Date Sampled...: 09/04/09 10:45 Date Received..: 09/05/09

PARAMETER	RESULT	REPORTING LIMIT	UNITS	METHOD	PREPARATION-ANALYSIS DATE	WORK ORDER #
Prep Batch #...: 9252016						
Silver	ND	1.0	ug/L	SW846 6020	09/09-09/16/09	LKE181AT
		Dilution Factor: 1		Analysis Time..: 01:33	Analyst ID.....: 002260	
		Instrument ID..: I8		MDL.....: 0.020		
Arsenic	**15.4**	**5.0**	**ug/L**	**SW846 6020**	**09/09-09/16/09**	**LKE181AE**
		Dilution Factor: 1		Analysis Time..: 01:33	Analyst ID.....: 002260	
		Instrument ID..: I8		MDL.....: 0.12		
Barium	**22.0 J**	**1.0**	**ug/L**	**SW846 6020**	**09/09-09/16/09**	**LKE181AF**
		Dilution Factor: 1		Analysis Time..: 01:33	Analyst ID.....: 002260	
		Instrument ID..: I8		MDL.....: 0.033		
Beryllium	ND	1.0	ug/L	SW846 6020	09/09-09/16/09	LKE181AG
		Dilution Factor: 1		Analysis Time..: 01:33	Analyst ID.....: 002260	
		Instrument ID..: I8		MDL.....: 0.025		
Cadmium	ND	1.0	ug/L	SW846 6020	09/09-09/16/09	LKE181AH
		Dilution Factor: 1		Analysis Time..: 01:33	Analyst ID.....: 002260	
		Instrument ID..: I8		MDL.....: 0.014		
Cobalt	**7.2**	**1.0**	**ug/L**	**SW846 6020**	**09/09-09/16/09**	**LKE181AJ**
		Dilution Factor: 1		Analysis Time..: 01:33	Analyst ID.....: 002260	
		Instrument ID..: I8		MDL.....: 0.015		
Chromium	**1.8 B,J**	**2.0**	**ug/L**	**SW846 6020**	**09/09-09/16/09**	**LKE181AX**
		Dilution Factor: 1		Analysis Time..: 01:33	Analyst ID.....: 002260	
		Instrument ID..: I8		MDL.....: 0.042		
Copper	**0.55 B,J**	**2.0**	**ug/L**	**SW846 6020**	**09/09-09/16/09**	**LKE181AK**
		Dilution Factor: 1		Analysis Time..: 01:33	Analyst ID.....: 002260	
		Instrument ID..: I8		MDL.....: 0.079		
Iron	**96700 J**	**50.0**	**ug/L**	**SW846 6020**	**09/09-09/16/09**	**LKE181AL**
		Dilution Factor: 1		Analysis Time..: 01:33	Analyst ID.....: 002260	
		Instrument ID..: I8		MDL.....: 4.7		
Manganese	**2370 J**	**1.0**	**ug/L**	**SW846 6020**	**09/09-09/16/09**	**LKE181AN**
		Dilution Factor: 1		Analysis Time..: 01:33	Analyst ID.....: 002260	
		Instrument ID..: I8		MDL.....: 0.034		

(Continued on next page)

Tetra Tech NUS, Inc

Client Sample ID: MSA-DMW10S-090409

TOTAL Metals

Lot-Sample #...: A9I050193-001 Matrix.....: WG

PARAMETER	RESULT	REPORTING LIMIT	UNITS	METHOD	PREPARATION-ANALYSIS DATE	WORK ORDER #
Molybdenum	0.64 B	2.0	ug/L	SW846 6020	09/09-09/16/09	LKE181AP
		Dilution Factor: 1		Analysis Time..: 01:33	Analyst ID.....: 002260	
		Instrument ID..: I8		MDL.....: 0.23		
Nickel	2.2	2.0	ug/L	SW846 6020	09/09-09/16/09	LKE181AQ
		Dilution Factor: 1		Analysis Time..: 01:33	Analyst ID.....: 002260	
		Instrument ID..: I8		MDL.....: 0.048		
Lead	0.14 B	1.0	ug/L	SW846 6020	09/09-09/16/09	LKE181AM
		Dilution Factor: 1		Analysis Time..: 01:33	Analyst ID.....: 002260	
		Instrument ID..: I8		MDL.....: 0.028		
Antimony	0.099 B	2.0	ug/L	SW846 6020	09/09-09/16/09	LKE181AD
		Dilution Factor: 1		Analysis Time..: 01:33	Analyst ID.....: 002260	
		Instrument ID..: I8		MDL.....: 0.043		
Selenium	0.57 B	5.0	ug/L	SW846 6020	09/09-09/16/09	LKE181AR
		Dilution Factor: 1		Analysis Time..: 01:33	Analyst ID.....: 002260	
		Instrument ID..: I8		MDL.....: 0.14		
Thallium	ND	1.0	ug/L	SW846 6020	09/09-09/16/09	LKE181AU
		Dilution Factor: 1		Analysis Time..: 01:33	Analyst ID.....: 002260	
		Instrument ID..: I8		MDL.....: 0.072		
Vanadium	0.66 B	20.0	ug/L	SW846 6020	09/09-09/16/09	LKE181AV
		Dilution Factor: 1		Analysis Time..: 01:33	Analyst ID.....: 002260	
		Instrument ID..: I8		MDL.....: 0.29		
Zinc	26.9 J	20.0	ug/L	SW846 6020	09/09-09/16/09	LKE181AW
		Dilution Factor: 1		Analysis Time..: 01:33	Analyst ID.....: 002260	
		Instrument ID..: I8		MDL.....: 0.60		
Mercury	ND	0.20	ug/L	SW846 7470A	09/09-09/10/09	LKE181A0
		Dilution Factor: 1		Analysis Time..: 15:02	Analyst ID.....: 001576	
		Instrument ID..: H4		MDL.....: 0.10		

NOTE(S):

J Method blank contamination. The associated method blank contains the target analyte at a reportable level.

B Estimated result. Result is less than RL.

Tetra Tech NUS, Inc

Client Sample ID: MSA-DMW1A-090409

TOTAL Metals

Lot-Sample #...: A9I050193-002 Matrix.....: WG
Date Sampled...: 09/04/09 12:25 Date Received..: 09/05/09

PARAMETER	RESULT	REPORTING LIMIT	UNITS	METHOD	PREPARATION-ANALYSIS DATE	WORK ORDER #
Prep Batch #...: 9252016						
Silver	ND	1.0	ug/L	SW846 6020	09/09-09/16/09	LKE2K1A5
		Dilution Factor: 1		Analysis Time..: 01:43	Analyst ID.....: 002260	
		Instrument ID..: I8		MDL.....: 0.020		
Arsenic	6.8	5.0	ug/L	SW846 6020	09/09-09/16/09	LKE2K1AQ
		Dilution Factor: 1		Analysis Time..: 01:43	Analyst ID.....: 002260	
		Instrument ID..: I8		MDL.....: 0.12		
Barium	13.2 J	1.0	ug/L	SW846 6020	09/09-09/16/09	LKE2K1AR
		Dilution Factor: 1		Analysis Time..: 01:43	Analyst ID.....: 002260	
		Instrument ID..: I8		MDL.....: 0.033		
Beryllium	0.59 B	1.0	ug/L	SW846 6020	09/09-09/16/09	LKE2K1AT
		Dilution Factor: 1		Analysis Time..: 01:43	Analyst ID.....: 002260	
		Instrument ID..: I8		MDL.....: 0.025		
Cadmium	1130	1.0	ug/L	SW846 6020	09/09-09/16/09	LKE2K1AU
		Dilution Factor: 1		Analysis Time..: 01:43	Analyst ID.....: 002260	
		Instrument ID..: I8		MDL.....: 0.014		
Cobalt	85.5	1.0	ug/L	SW846 6020	09/09-09/16/09	LKE2K1AV
		Dilution Factor: 1		Analysis Time..: 01:43	Analyst ID.....: 002260	
		Instrument ID..: I8		MDL.....: 0.015		
Chromium	303 J	2.0	ug/L	SW846 6020	09/09-09/16/09	LKE2K1A9
		Dilution Factor: 1		Analysis Time..: 01:43	Analyst ID.....: 002260	
		Instrument ID..: I8		MDL.....: 0.042		
Copper	24.6 J	2.0	ug/L	SW846 6020	09/09-09/16/09	LKE2K1AW
		Dilution Factor: 1		Analysis Time..: 01:43	Analyst ID.....: 002260	
		Instrument ID..: I8		MDL.....: 0.079		
Iron	12900 J	50.0	ug/L	SW846 6020	09/09-09/16/09	LKE2K1AX
		Dilution Factor: 1		Analysis Time..: 01:43	Analyst ID.....: 002260	
		Instrument ID..: I8		MDL.....: 4.7		
Manganese	3040 J	1.0	ug/L	SW846 6020	09/09-09/16/09	LKE2K1A1
		Dilution Factor: 1		Analysis Time..: 01:43	Analyst ID.....: 002260	
		Instrument ID..: I8		MDL.....: 0.034		

(Continued on next page)

Tetra Tech NUS, Inc

Client Sample ID: MSA-DMW1A-090409

TOTAL Metals

Lot-Sample #...: A9I050193-002 Matrix.....: WG

PARAMETER	RESULT	REPORTING LIMIT	UNITS	METHOD	PREPARATION-ANALYSIS DATE	WORK ORDER #
Molybdenum	1.7 B	2.0	ug/L	SW846 6020	09/09-09/16/09	LKE2K1A2
		Dilution Factor: 1		Analysis Time..: 01:43	Analyst ID.....: 002260	
		Instrument ID..: I8		MDL.....: 0.23		
Nickel	165	2.0	ug/L	SW846 6020	09/09-09/16/09	LKE2K1A3
		Dilution Factor: 1		Analysis Time..: 01:43	Analyst ID.....: 002260	
		Instrument ID..: I8		MDL.....: 0.048		
Lead	1.2	1.0	ug/L	SW846 6020	09/09-09/16/09	LKE2K1A0
		Dilution Factor: 1		Analysis Time..: 01:43	Analyst ID.....: 002260	
		Instrument ID..: I8		MDL.....: 0.028		
Antimony	0.074 B	2.0	ug/L	SW846 6020	09/09-09/16/09	LKE2K1AP
		Dilution Factor: 1		Analysis Time..: 01:43	Analyst ID.....: 002260	
		Instrument ID..: I8		MDL.....: 0.043		
Selenium	7.3	5.0	ug/L	SW846 6020	09/09-09/16/09	LKE2K1A4
		Dilution Factor: 1		Analysis Time..: 01:43	Analyst ID.....: 002260	
		Instrument ID..: I8		MDL.....: 0.14		
Thallium	0.18 B	1.0	ug/L	SW846 6020	09/09-09/16/09	LKE2K1A6
		Dilution Factor: 1		Analysis Time..: 01:43	Analyst ID.....: 002260	
		Instrument ID..: I8		MDL.....: 0.072		
Vanadium	ND	20.0	ug/L	SW846 6020	09/09-09/16/09	LKE2K1A7
		Dilution Factor: 1		Analysis Time..: 01:43	Analyst ID.....: 002260	
		Instrument ID..: I8		MDL.....: 0.29		
Zinc	506 J	20.0	ug/L	SW846 6020	09/09-09/16/09	LKE2K1A8
		Dilution Factor: 1		Analysis Time..: 01:43	Analyst ID.....: 002260	
		Instrument ID..: I8		MDL.....: 0.60		
Mercury	0.51	0.20	ug/L	SW846 7470A	09/09-09/10/09	LKE2K1AA
		Dilution Factor: 1		Analysis Time..: 15:17	Analyst ID.....: 001576	
		Instrument ID..: H4		MDL.....: 0.10		

NOTE(S):

J Method blank contamination. The associated method blank contains the target analyte at a reportable level.

B Estimated result. Result is less than RL.

Tetra Tech NUS, Inc

Client Sample ID: MSA-DMW1B-090409

TOTAL Metals

Lot-Sample #...: A9I050193-003 Matrix.....: WG
Date Sampled...: 09/04/09 13:50 Date Received..: 09/05/09

PARAMETER	RESULT	REPORTING LIMIT	UNITS	METHOD	PREPARATION-ANALYSIS DATE	WORK ORDER #
Prep Batch #...: 9252016						
Silver	ND	1.0	ug/L	SW846 6020	09/09-09/16/09	LKE2P1AG
		Dilution Factor: 1		Analysis Time..: 01:52	Analyst ID.....: 002260	
		Instrument ID..: I8		MDL.....: 0.020		
Arsenic	82.2	5.0	ug/L	SW846 6020	09/09-09/16/09	LKE2P1A3
		Dilution Factor: 1		Analysis Time..: 01:52	Analyst ID.....: 002260	
		Instrument ID..: I8		MDL.....: 0.12		
Barium	21.8 J	1.0	ug/L	SW846 6020	09/09-09/16/09	LKE2P1A4
		Dilution Factor: 1		Analysis Time..: 01:52	Analyst ID.....: 002260	
		Instrument ID..: I8		MDL.....: 0.033		
Beryllium	0.28 B	1.0	ug/L	SW846 6020	09/09-09/16/09	LKE2P1A5
		Dilution Factor: 1		Analysis Time..: 01:52	Analyst ID.....: 002260	
		Instrument ID..: I8		MDL.....: 0.025		
Cadmium	205	1.0	ug/L	SW846 6020	09/09-09/16/09	LKE2P1A6
		Dilution Factor: 1		Analysis Time..: 01:52	Analyst ID.....: 002260	
		Instrument ID..: I8		MDL.....: 0.014		
Cobalt	32.0	1.0	ug/L	SW846 6020	09/09-09/16/09	LKE2P1A7
		Dilution Factor: 1		Analysis Time..: 01:52	Analyst ID.....: 002260	
		Instrument ID..: I8		MDL.....: 0.015		
Chromium	157 J	2.0	ug/L	SW846 6020	09/09-09/16/09	LKE2P1AL
		Dilution Factor: 1		Analysis Time..: 01:52	Analyst ID.....: 002260	
		Instrument ID..: I8		MDL.....: 0.042		
Copper	27.3 J	2.0	ug/L	SW846 6020	09/09-09/16/09	LKE2P1A8
		Dilution Factor: 1		Analysis Time..: 01:52	Analyst ID.....: 002260	
		Instrument ID..: I8		MDL.....: 0.079		
Iron	52900 J	50.0	ug/L	SW846 6020	09/09-09/16/09	LKE2P1A9
		Dilution Factor: 1		Analysis Time..: 01:52	Analyst ID.....: 002260	
		Instrument ID..: I8		MDL.....: 4.7		
Manganese	3670 J	1.0	ug/L	SW846 6020	09/09-09/16/09	LKE2P1AC
		Dilution Factor: 1		Analysis Time..: 01:52	Analyst ID.....: 002260	
		Instrument ID..: I8		MDL.....: 0.034		

(Continued on next page)

Tetra Tech NUS, Inc

Client Sample ID: MSA-DMW1B-090409

TOTAL Metals

Lot-Sample #...: A9I050193-003 Matrix.....: WG

PARAMETER	RESULT	REPORTING LIMIT	UNITS	METHOD	PREPARATION-ANALYSIS DATE	WORK ORDER #
Molybdenum	1.5 B	2.0	ug/L	SW846 6020	09/09-09/16/09	LKE2P1AD
		Dilution Factor: 1		Analysis Time..: 01:52	Analyst ID.....: 002260	
		Instrument ID..: I8		MDL.....: 0.23		
Nickel	38.5	2.0	ug/L	SW846 6020	09/09-09/16/09	LKE2P1AE
		Dilution Factor: 1		Analysis Time..: 01:52	Analyst ID.....: 002260	
		Instrument ID..: I8		MDL.....: 0.048		
Lead	4.8	1.0	ug/L	SW846 6020	09/09-09/16/09	LKE2P1AA
		Dilution Factor: 1		Analysis Time..: 01:52	Analyst ID.....: 002260	
		Instrument ID..: I8		MDL.....: 0.028		
Antimony	0.46 B	2.0	ug/L	SW846 6020	09/09-09/16/09	LKE2P1A2
		Dilution Factor: 1		Analysis Time..: 01:52	Analyst ID.....: 002260	
		Instrument ID..: I8		MDL.....: 0.043		
Selenium	4.4 B	5.0	ug/L	SW846 6020	09/09-09/16/09	LKE2P1AF
		Dilution Factor: 1		Analysis Time..: 01:52	Analyst ID.....: 002260	
		Instrument ID..: I8		MDL.....: 0.14		
Thallium	0.13 B	1.0	ug/L	SW846 6020	09/09-09/16/09	LKE2P1AH
		Dilution Factor: 1		Analysis Time..: 01:52	Analyst ID.....: 002260	
		Instrument ID..: I8		MDL.....: 0.072		
Vanadium	21.0	20.0	ug/L	SW846 6020	09/09-09/16/09	LKE2P1AJ
		Dilution Factor: 1		Analysis Time..: 01:52	Analyst ID.....: 002260	
		Instrument ID..: I8		MDL.....: 0.29		
Zinc	156 J	20.0	ug/L	SW846 6020	09/09-09/16/09	LKE2P1AK
		Dilution Factor: 1		Analysis Time..: 01:52	Analyst ID.....: 002260	
		Instrument ID..: I8		MDL.....: 0.60		
Mercury	1.5	0.20	ug/L	SW846 7470A	09/09-09/10/09	LKE2P1AM
		Dilution Factor: 1		Analysis Time..: 15:06	Analyst ID.....: 001576	
		Instrument ID..: H4		MDL.....: 0.10		

NOTE(S):

J Method blank contamination. The associated method blank contains the target analyte at a reportable level.

B Estimated result. Result is less than RL.

Tetra Tech NUS, Inc

Client Sample ID: MSA-DMW2A-090309

TOTAL Metals

Lot-Sample #...: A9I040243-004 Matrix.....: WG
Date Sampled...: 09/03/09 13:45 Date Received..: 09/04/09

PARAMETER	RESULT	REPORTING LIMIT	UNITS	METHOD	PREPARATION-ANALYSIS DATE	WORK ORDER #
Prep Batch #...: 9252015						
Silver	0.14 B	1.0	ug/L	SW846 6020	09/09-09/16/09	LKDJ11AG
		Dilution Factor: 1		Analysis Time..: 20:22	Analyst ID.....: 002260	
		Instrument ID..: I8		MDL.....: 0.020		
Arsenic	6.9	5.0	ug/L	SW846 6020	09/09-09/16/09	LKDJ11A3
		Dilution Factor: 1		Analysis Time..: 20:22	Analyst ID.....: 002260	
		Instrument ID..: I8		MDL.....: 0.12		
Barium	25.1 J	1.0	ug/L	SW846 6020	09/09-09/16/09	LKDJ11A4
		Dilution Factor: 1		Analysis Time..: 20:22	Analyst ID.....: 002260	
		Instrument ID..: I8		MDL.....: 0.033		
Beryllium	1.2	1.0	ug/L	SW846 6020	09/09-09/17/09	LKDJ11A5
		Dilution Factor: 1		Analysis Time..: 11:42	Analyst ID.....: 002260	
		Instrument ID..: I8		MDL.....: 0.025		
Cadmium	777	1.0	ug/L	SW846 6020	09/09-09/16/09	LKDJ11A6
		Dilution Factor: 1		Analysis Time..: 20:22	Analyst ID.....: 002260	
		Instrument ID..: I8		MDL.....: 0.014		
Cobalt	573	1.0	ug/L	SW846 6020	09/09-09/16/09	LKDJ11A7
		Dilution Factor: 1		Analysis Time..: 20:22	Analyst ID.....: 002260	
		Instrument ID..: I8		MDL.....: 0.015		
Chromium	27.4 J	2.0	ug/L	SW846 6020	09/09-09/16/09	LKDJ11AL
		Dilution Factor: 1		Analysis Time..: 20:22	Analyst ID.....: 002260	
		Instrument ID..: I8		MDL.....: 0.042		
Copper	144 J	2.0	ug/L	SW846 6020	09/09-09/16/09	LKDJ11A8
		Dilution Factor: 1		Analysis Time..: 20:22	Analyst ID.....: 002260	
		Instrument ID..: I8		MDL.....: 0.079		
Iron	48200 J	50.0	ug/L	SW846 6020	09/09-09/16/09	LKDJ11A9
		Dilution Factor: 1		Analysis Time..: 20:22	Analyst ID.....: 002260	
		Instrument ID..: I8		MDL.....: 4.7		
Manganese	9940 J	1.0	ug/L	SW846 6020	09/09-09/16/09	LKDJ11AC
		Dilution Factor: 1		Analysis Time..: 20:22	Analyst ID.....: 002260	
		Instrument ID..: I8		MDL.....: 0.034		

(Continued on next page)

Tetra Tech NUS, Inc

Client Sample ID: MSA-DMW2A-090309

TOTAL Metals

Lot-Sample #...: A9I040243-004 Matrix.....: WG

PARAMETER	RESULT	REPORTING LIMIT	UNITS	METHOD	PREPARATION-ANALYSIS DATE	WORK ORDER #
Molybdenum	1.0 B	2.0	ug/L	SW846 6020	09/09-09/16/09	LKDJ11AD
		Dilution Factor: 1		Analysis Time..: 20:22	Analyst ID.....: 002260	
		Instrument ID..: I8		MDL.....: 0.23		
Nickel	143	2.0	ug/L	SW846 6020	09/09-09/16/09	LKDJ11AE
		Dilution Factor: 1		Analysis Time..: 20:22	Analyst ID.....: 002260	
		Instrument ID..: I8		MDL.....: 0.048		
Lead	8.9 J	1.0	ug/L	SW846 6020	09/09-09/16/09	LKDJ11AA
		Dilution Factor: 1		Analysis Time..: 20:22	Analyst ID.....: 002260	
		Instrument ID..: I8		MDL.....: 0.028		
Antimony	0.38 B	2.0	ug/L	SW846 6020	09/09-09/16/09	LKDJ11A2
		Dilution Factor: 1		Analysis Time..: 20:22	Analyst ID.....: 002260	
		Instrument ID..: I8		MDL.....: 0.043		
Selenium	9.4	5.0	ug/L	SW846 6020	09/09-09/16/09	LKDJ11AF
		Dilution Factor: 1		Analysis Time..: 20:22	Analyst ID.....: 002260	
		Instrument ID..: I8		MDL.....: 0.14		
Thallium	0.32 B	1.0	ug/L	SW846 6020	09/09-09/16/09	LKDJ11AH
		Dilution Factor: 1		Analysis Time..: 20:22	Analyst ID.....: 002260	
		Instrument ID..: I8		MDL.....: 0.072		
Vanadium	42.4	20.0	ug/L	SW846 6020	09/09-09/16/09	LKDJ11AJ
		Dilution Factor: 1		Analysis Time..: 20:22	Analyst ID.....: 002260	
		Instrument ID..: I8		MDL.....: 0.29		
Zinc	534 J	20.0	ug/L	SW846 6020	09/09-09/16/09	LKDJ11AK
		Dilution Factor: 1		Analysis Time..: 20:22	Analyst ID.....: 002260	
		Instrument ID..: I8		MDL.....: 0.60		
Mercury	0.21	0.20	ug/L	SW846 7470A	09/09-09/10/09	LKDJ11AM
		Dilution Factor: 1		Analysis Time..: 16:04	Analyst ID.....: 001576	
		Instrument ID..: H1		MDL.....: 0.10		

NOTE(S):

B Estimated result. Result is less than RL.

J Method blank contamination. The associated method blank contains the target analyte at a reportable level.

Tetra Tech NUS, Inc

Client Sample ID: MSA-DMW3I-090309

TOTAL Metals

Lot-Sample #...: A9I040243-008 Matrix.....: WG
Date Sampled...: 09/03/09 08:55 Date Received..: 09/04/09

PARAMETER	RESULT	REPORTING LIMIT	UNITS	METHOD	PREPARATION-ANALYSIS DATE	WORK ORDER #
Prep Batch #...: 9252015						
Silver	ND	1.0 Dilution Factor: 1 Instrument ID..: I8	ug/L	SW846 6020 Analysis Time..: 21:15 MDL.....: 0.020	09/09-09/16/09 Analyst ID.....: 002260	LKDKW1AG
Arsenic	3.4 B	5.0 Dilution Factor: 1 Instrument ID..: I8	ug/L	SW846 6020 Analysis Time..: 21:15 MDL.....: 0.12	09/09-09/16/09 Analyst ID.....: 002260	LKDKW1A3
Barium	11.1 J	1.0 Dilution Factor: 1 Instrument ID..: I8	ug/L	SW846 6020 Analysis Time..: 21:15 MDL.....: 0.033	09/09-09/16/09 Analyst ID.....: 002260	LKDKW1A4
Beryllium	0.14 B	1.0 Dilution Factor: 1 Instrument ID..: I8	ug/L	SW846 6020 Analysis Time..: 12:26 MDL.....: 0.025	09/09-09/17/09 Analyst ID.....: 002260	LKDKW1A5
Cadmium	191	1.0 Dilution Factor: 1 Instrument ID..: I8	ug/L	SW846 6020 Analysis Time..: 21:15 MDL.....: 0.014	09/09-09/16/09 Analyst ID.....: 002260	LKDKW1A6
Cobalt	203	1.0 Dilution Factor: 1 Instrument ID..: I8	ug/L	SW846 6020 Analysis Time..: 21:15 MDL.....: 0.015	09/09-09/16/09 Analyst ID.....: 002260	LKDKW1A7
Chromium	3.2 J	2.0 Dilution Factor: 1 Instrument ID..: I8	ug/L	SW846 6020 Analysis Time..: 21:15 MDL.....: 0.042	09/09-09/16/09 Analyst ID.....: 002260	LKDKW1AL
Copper	40.9 J	2.0 Dilution Factor: 1 Instrument ID..: I8	ug/L	SW846 6020 Analysis Time..: 21:15 MDL.....: 0.079	09/09-09/16/09 Analyst ID.....: 002260	LKDKW1A8
Iron	60500 J	50.0 Dilution Factor: 1 Instrument ID..: I8	ug/L	SW846 6020 Analysis Time..: 21:15 MDL.....: 4.7	09/09-09/16/09 Analyst ID.....: 002260	LKDKW1A9
Manganese	5720 J	1.0 Dilution Factor: 1 Instrument ID..: I8	ug/L	SW846 6020 Analysis Time..: 21:15 MDL.....: 0.034	09/09-09/16/09 Analyst ID.....: 002260	LKDKW1AC

(Continued on next page)

Tetra Tech NUS, Inc

Client Sample ID: MSA-DMW3I-090309

TOTAL Metals

Lot-Sample #...: A9I040243-008 Matrix.....: WG

PARAMETER	RESULT	REPORTING LIMIT	UNITS	METHOD	PREPARATION-ANALYSIS DATE	WORK ORDER #
Molybdenum	ND	2.0	ug/L	SW846 6020	09/09-09/16/09	LKDKW1AD
		Dilution Factor: 1		Analysis Time..: 21:15	Analyst ID.....: 002260	
		Instrument ID..: I8		MDL.....: 0.23		
Nickel	52.4	2.0	ug/L	SW846 6020	09/09-09/16/09	LKDKW1AE
		Dilution Factor: 1		Analysis Time..: 21:15	Analyst ID.....: 002260	
		Instrument ID..: I8		MDL.....: 0.048		
Lead	2.6 J	1.0	ug/L	SW846 6020	09/09-09/16/09	LKDKW1AA
		Dilution Factor: 1		Analysis Time..: 21:15	Analyst ID.....: 002260	
		Instrument ID..: I8		MDL.....: 0.028		
Antimony	0.15 B	2.0	ug/L	SW846 6020	09/09-09/16/09	LKDKW1A2
		Dilution Factor: 1		Analysis Time..: 21:15	Analyst ID.....: 002260	
		Instrument ID..: I8		MDL.....: 0.043		
Selenium	3.4 B	5.0	ug/L	SW846 6020	09/09-09/16/09	LKDKW1AF
		Dilution Factor: 1		Analysis Time..: 21:15	Analyst ID.....: 002260	
		Instrument ID..: I8		MDL.....: 0.14		
Thallium	0.38 B	1.0	ug/L	SW846 6020	09/09-09/16/09	LKDKW1AH
		Dilution Factor: 1		Analysis Time..: 21:15	Analyst ID.....: 002260	
		Instrument ID..: I8		MDL.....: 0.072		
Vanadium	6.6 B	20.0	ug/L	SW846 6020	09/09-09/16/09	LKDKW1AJ
		Dilution Factor: 1		Analysis Time..: 21:15	Analyst ID.....: 002260	
		Instrument ID..: I8		MDL.....: 0.29		
Zinc	282 J	20.0	ug/L	SW846 6020	09/09-09/16/09	LKDKW1AK
		Dilution Factor: 1		Analysis Time..: 21:15	Analyst ID.....: 002260	
		Instrument ID..: I8		MDL.....: 0.60		
Mercury	ND	0.20	ug/L	SW846 7470A	09/09-09/10/09	LKDKW1AM
		Dilution Factor: 1		Analysis Time..: 16:18	Analyst ID.....: 001576	
		Instrument ID..: H1		MDL.....: 0.10		

NOTE(S):

B Estimated result. Result is less than RL.

J Method blank contamination. The associated method blank contains the target analyte at a reportable level.

Tetra Tech NUS, Inc

Client Sample ID: MSA-DMW3S-090309

TOTAL Metals

Lot-Sample #...: A9I040243-009 Matrix.....: WG
Date Sampled...: 09/03/09 10:45 Date Received..: 09/04/09

PARAMETER	RESULT	REPORTING LIMIT	UNITS	METHOD	PREPARATION-ANALYSIS DATE	WORK ORDER #
Prep Batch #...: 9252015						
Silver	0.20 B	1.0	ug/L	SW846 6020	09/09-09/16/09	LKDK01A5
		Dilution Factor: 1		Analysis Time..: 21:28	Analyst ID.....: 002260	
		Instrument ID..: I8		MDL.....: 0.020		
Arsenic	7.1	5.0	ug/L	SW846 6020	09/09-09/16/09	LKDK01AQ
		Dilution Factor: 1		Analysis Time..: 21:28	Analyst ID.....: 002260	
		Instrument ID..: I8		MDL.....: 0.12		
Barium	89.3 J	1.0	ug/L	SW846 6020	09/09-09/16/09	LKDK01AR
		Dilution Factor: 1		Analysis Time..: 21:28	Analyst ID.....: 002260	
		Instrument ID..: I8		MDL.....: 0.033		
Beryllium	0.23 B	1.0	ug/L	SW846 6020	09/09-09/17/09	LKDK01AT
		Dilution Factor: 1		Analysis Time..: 12:36	Analyst ID.....: 002260	
		Instrument ID..: I8		MDL.....: 0.025		
Cadmium	0.88 B	1.0	ug/L	SW846 6020	09/09-09/16/09	LKDK01AU
		Dilution Factor: 1		Analysis Time..: 21:28	Analyst ID.....: 002260	
		Instrument ID..: I8		MDL.....: 0.014		
Cobalt	2.3	1.0	ug/L	SW846 6020	09/09-09/16/09	LKDK01AV
		Dilution Factor: 1		Analysis Time..: 21:28	Analyst ID.....: 002260	
		Instrument ID..: I8		MDL.....: 0.015		
Chromium	17.1 J	2.0	ug/L	SW846 6020	09/09-09/16/09	LKDK01A9
		Dilution Factor: 1		Analysis Time..: 21:28	Analyst ID.....: 002260	
		Instrument ID..: I8		MDL.....: 0.042		
Copper	40.6 J	2.0	ug/L	SW846 6020	09/09-09/16/09	LKDK01AW
		Dilution Factor: 1		Analysis Time..: 21:28	Analyst ID.....: 002260	
		Instrument ID..: I8		MDL.....: 0.079		
Iron	21600 J	50.0	ug/L	SW846 6020	09/09-09/16/09	LKDK01AX
		Dilution Factor: 1		Analysis Time..: 21:28	Analyst ID.....: 002260	
		Instrument ID..: I8		MDL.....: 4.7		
Manganese	440 J	1.0	ug/L	SW846 6020	09/09-09/16/09	LKDK01A1
		Dilution Factor: 1		Analysis Time..: 21:28	Analyst ID.....: 002260	
		Instrument ID..: I8		MDL.....: 0.034		

(Continued on next page)

Tetra Tech NUS, Inc

Client Sample ID: MSA-DMW3S-090309

TOTAL Metals

Lot-Sample #...: A9I040243-009 Matrix.....: WG

PARAMETER	RESULT	REPORTING LIMIT	UNITS	METHOD	PREPARATION-ANALYSIS DATE	WORK ORDER #
Molybdenum	3.3	2.0	ug/L	SW846 6020	09/09-09/16/09	LKDK01A2
		Dilution Factor: 1		Analysis Time..: 21:28	Analyst ID.....: 002260	
		Instrument ID..: I8		MDL.....: 0.23		
Nickel	9.4	2.0	ug/L	SW846 6020	09/09-09/16/09	LKDK01A3
		Dilution Factor: 1		Analysis Time..: 21:28	Analyst ID.....: 002260	
		Instrument ID..: I8		MDL.....: 0.048		
Lead	25.1 J	1.0	ug/L	SW846 6020	09/09-09/16/09	LKDK01A0
		Dilution Factor: 1		Analysis Time..: 21:28	Analyst ID.....: 002260	
		Instrument ID..: I8		MDL.....: 0.028		
Antimony	1.7 B	2.0	ug/L	SW846 6020	09/09-09/16/09	LKDK01AP
		Dilution Factor: 1		Analysis Time..: 21:28	Analyst ID.....: 002260	
		Instrument ID..: I8		MDL.....: 0.043		
Selenium	0.20 B	5.0	ug/L	SW846 6020	09/09-09/16/09	LKDK01A4
		Dilution Factor: 1		Analysis Time..: 21:28	Analyst ID.....: 002260	
		Instrument ID..: I8		MDL.....: 0.14		
Thallium	ND	1.0	ug/L	SW846 6020	09/09-09/16/09	LKDK01A6
		Dilution Factor: 1		Analysis Time..: 21:28	Analyst ID.....: 002260	
		Instrument ID..: I8		MDL.....: 0.072		
Vanadium	13.6 B	20.0	ug/L	SW846 6020	09/09-09/16/09	LKDK01A7
		Dilution Factor: 1		Analysis Time..: 21:28	Analyst ID.....: 002260	
		Instrument ID..: I8		MDL.....: 0.29		
Zinc	165 J	20.0	ug/L	SW846 6020	09/09-09/16/09	LKDK01A8
		Dilution Factor: 1		Analysis Time..: 21:28	Analyst ID.....: 002260	
		Instrument ID..: I8		MDL.....: 0.60		
Mercury	ND	0.20	ug/L	SW846 7470A	09/09-09/10/09	LKDK01AA
		Dilution Factor: 1		Analysis Time..: 16:06	Analyst ID.....: 001576	
		Instrument ID..: H1		MDL.....: 0.10		

NOTE(S):

B Estimated result. Result is less than RL.

J Method blank contamination. The associated method blank contains the target analyte at a reportable level.

Tetra Tech NUS, Inc

Client Sample ID: MSA-DMW4D-090309

TOTAL Metals

Lot-Sample #...: A9I040243-011 Matrix.....: WG
Date Sampled...: 09/03/09 15:30 Date Received..: 09/04/09

PARAMETER	RESULT	REPORTING LIMIT	UNITS	METHOD	PREPARATION-ANALYSIS DATE	WORK ORDER #
Prep Batch #...: 9252015						
Silver	0.096 B	1.0	ug/L	SW846 6020	09/09-09/16/09	LKDLM1A5
		Dilution Factor: 1		Analysis Time..: 21:55	Analyst ID.....: 002260	
		Instrument ID..: I8		MDL.....: 0.020		
Arsenic	24.0	5.0	ug/L	SW846 6020	09/09-09/16/09	LKDLM1AQ
		Dilution Factor: 1		Analysis Time..: 21:55	Analyst ID.....: 002260	
		Instrument ID..: I8		MDL.....: 0.12		
Barium	29.3 J	1.0	ug/L	SW846 6020	09/09-09/16/09	LKDLM1AR
		Dilution Factor: 1		Analysis Time..: 21:55	Analyst ID.....: 002260	
		Instrument ID..: I8		MDL.....: 0.033		
Beryllium	3.8	1.0	ug/L	SW846 6020	09/09-09/17/09	LKDLM1AT
		Dilution Factor: 1		Analysis Time..: 13:05	Analyst ID.....: 002260	
		Instrument ID..: I8		MDL.....: 0.025		
Cadmium	24.4	1.0	ug/L	SW846 6020	09/09-09/16/09	LKDLM1AU
		Dilution Factor: 1		Analysis Time..: 21:55	Analyst ID.....: 002260	
		Instrument ID..: I8		MDL.....: 0.014		
Cobalt	162	1.0	ug/L	SW846 6020	09/09-09/16/09	LKDLM1AV
		Dilution Factor: 1		Analysis Time..: 21:55	Analyst ID.....: 002260	
		Instrument ID..: I8		MDL.....: 0.015		
Chromium	15.0 J	2.0	ug/L	SW846 6020	09/09-09/16/09	LKDLM1A9
		Dilution Factor: 1		Analysis Time..: 21:55	Analyst ID.....: 002260	
		Instrument ID..: I8		MDL.....: 0.042		
Copper	80.3 J	2.0	ug/L	SW846 6020	09/09-09/16/09	LKDLM1AW
		Dilution Factor: 1		Analysis Time..: 21:55	Analyst ID.....: 002260	
		Instrument ID..: I8		MDL.....: 0.079		
Iron	3930 J	50.0	ug/L	SW846 6020	09/09-09/16/09	LKDLM1AX
		Dilution Factor: 1		Analysis Time..: 21:55	Analyst ID.....: 002260	
		Instrument ID..: I8		MDL.....: 4.7		
Manganese	6300 J	1.0	ug/L	SW846 6020	09/09-09/16/09	LKDLM1A1
		Dilution Factor: 1		Analysis Time..: 21:55	Analyst ID.....: 002260	
		Instrument ID..: I8		MDL.....: 0.034		

(Continued on next page)

Tetra Tech NUS, Inc

Client Sample ID: MSA-DMW4D-090309

TOTAL Metals

Lot-Sample #...: A9I040243-011 Matrix.....: WG

PARAMETER	RESULT	REPORTING LIMIT	UNITS	METHOD	PREPARATION-ANALYSIS DATE	WORK ORDER #
Molybdenum	1.2 B	2.0	ug/L	SW846 6020	09/09-09/16/09	LKDLM1A2
		Dilution Factor: 1		Analysis Time..: 21:55	Analyst ID.....: 002260	
		Instrument ID..: I8		MDL.....: 0.23		
Nickel	117	2.0	ug/L	SW846 6020	09/09-09/16/09	LKDLM1A3
		Dilution Factor: 1		Analysis Time..: 21:55	Analyst ID.....: 002260	
		Instrument ID..: I8		MDL.....: 0.048		
Lead	7.1 J	1.0	ug/L	SW846 6020	09/09-09/16/09	LKDLM1A0
		Dilution Factor: 1		Analysis Time..: 21:55	Analyst ID.....: 002260	
		Instrument ID..: I8		MDL.....: 0.028		
Antimony	0.20 B	2.0	ug/L	SW846 6020	09/09-09/16/09	LKDLM1AP
		Dilution Factor: 1		Analysis Time..: 21:55	Analyst ID.....: 002260	
		Instrument ID..: I8		MDL.....: 0.043		
Selenium	36.2	5.0	ug/L	SW846 6020	09/09-09/16/09	LKDLM1A4
		Dilution Factor: 1		Analysis Time..: 21:55	Analyst ID.....: 002260	
		Instrument ID..: I8		MDL.....: 0.14		
Thallium	0.22 B	1.0	ug/L	SW846 6020	09/09-09/16/09	LKDLM1A6
		Dilution Factor: 1		Analysis Time..: 21:55	Analyst ID.....: 002260	
		Instrument ID..: I8		MDL.....: 0.072		
Vanadium	10.6 B	20.0	ug/L	SW846 6020	09/09-09/16/09	LKDLM1A7
		Dilution Factor: 1		Analysis Time..: 21:55	Analyst ID.....: 002260	
		Instrument ID..: I8		MDL.....: 0.29		
Zinc	498 J	20.0	ug/L	SW846 6020	09/09-09/16/09	LKDLM1A8
		Dilution Factor: 1		Analysis Time..: 21:55	Analyst ID.....: 002260	
		Instrument ID..: I8		MDL.....: 0.60		
Mercury	13.2	0.40	ug/L	SW846 7470A	09/09-09/11/09	LKDLM1AA
		Dilution Factor: 2		Analysis Time..: 12:29	Analyst ID.....: 001576	
		Instrument ID..: H1		MDL.....: 0.20		
Prep Batch #...: 9252492						
Calcium	67300 J	25000	ug/L	SW846 6010B	09/09-09/11/09	LKDLM1CE
		Dilution Factor: 5		Analysis Time..: 13:03	Analyst ID.....: 022952	
		Instrument ID..: TRACEICP		MDL.....: 48.4		

(Continued on next page)

Tetra Tech NUS, Inc

Client Sample ID: MSA-DMW4D-090309

TOTAL Metals

Lot-Sample #...: A9I040243-011 Matrix.....: WG

PARAMETER	RESULT	REPORTING LIMIT	UNITS	METHOD	PREPARATION-ANALYSIS DATE	WORK ORDER #
Potassium	5050 B,J	25000	ug/L	SW846 6010B	09/09-09/11/09	LKDLM1CF
		Dilution Factor: 5		Analysis Time..: 13:03	Analyst ID.....: 022952	
		Instrument ID..: TRACEICP		MDL.....: 1060		
Magnesium	57900	25000	ug/L	SW846 6010B	09/09-09/11/09	LKDLM1CG
		Dilution Factor: 5		Analysis Time..: 13:03	Analyst ID.....: 022952	
		Instrument ID..: TRACEICP		MDL.....: 104		
Sodium	119000	25000	ug/L	SW846 6010B	09/09-09/11/09	LKDLM1CH
		Dilution Factor: 5		Analysis Time..: 13:03	Analyst ID.....: 022952	
		Instrument ID..: TRACEICP		MDL.....: 1080		
Silica	18500 J	5350	ug/L	SW846 6010B	09/09-09/11/09	LKDLM1CJ
		Dilution Factor: 5		Analysis Time..: 13:03	Analyst ID.....: 022952	
		Instrument ID..: TRACEICP		MDL.....: 144		

NOTE(S):

B Estimated result. Result is less than RL.

J Method blank contamination. The associated method blank contains the target analyte at a reportable level.

Tetra Tech NUS, Inc

Client Sample ID: MSA-DMW4S-090309

TOTAL Metals

Lot-Sample #...: A9I040243-010 Matrix.....: WG
Date Sampled...: 09/03/09 13:15 Date Received..: 09/04/09

PARAMETER	RESULT	REPORTING LIMIT	UNITS	METHOD	PREPARATION-ANALYSIS DATE	WORK ORDER #
Prep Batch #...: 9252015						
Silver	ND	1.0	ug/L	SW846 6020	09/09-09/16/09	LKDK11AT
		Dilution Factor: 1		Analysis Time..: 21:42	Analyst ID.....: 002260	
		Instrument ID..: I8		MDL.....: 0.020		
Arsenic	4.4 B	5.0	ug/L	SW846 6020	09/09-09/16/09	LKDK11AE
		Dilution Factor: 1		Analysis Time..: 21:42	Analyst ID.....: 002260	
		Instrument ID..: I8		MDL.....: 0.12		
Barium	13.8 J	1.0	ug/L	SW846 6020	09/09-09/16/09	LKDK11AF
		Dilution Factor: 1		Analysis Time..: 21:42	Analyst ID.....: 002260	
		Instrument ID..: I8		MDL.....: 0.033		
Beryllium	1.0	1.0	ug/L	SW846 6020	09/09-09/17/09	LKDK11AG
		Dilution Factor: 1		Analysis Time..: 12:55	Analyst ID.....: 002260	
		Instrument ID..: I8		MDL.....: 0.025		
Cadmium	49.9	1.0	ug/L	SW846 6020	09/09-09/16/09	LKDK11AH
		Dilution Factor: 1		Analysis Time..: 21:42	Analyst ID.....: 002260	
		Instrument ID..: I8		MDL.....: 0.014		
Cobalt	63.2	1.0	ug/L	SW846 6020	09/09-09/16/09	LKDK11AJ
		Dilution Factor: 1		Analysis Time..: 21:42	Analyst ID.....: 002260	
		Instrument ID..: I8		MDL.....: 0.015		
Chromium	6.7 J	2.0	ug/L	SW846 6020	09/09-09/16/09	LKDK11AX
		Dilution Factor: 1		Analysis Time..: 21:42	Analyst ID.....: 002260	
		Instrument ID..: I8		MDL.....: 0.042		
Copper	21.7 J	2.0	ug/L	SW846 6020	09/09-09/16/09	LKDK11AK
		Dilution Factor: 1		Analysis Time..: 21:42	Analyst ID.....: 002260	
		Instrument ID..: I8		MDL.....: 0.079		
Iron	49400 J	50.0	ug/L	SW846 6020	09/09-09/16/09	LKDK11AL
		Dilution Factor: 1		Analysis Time..: 21:42	Analyst ID.....: 002260	
		Instrument ID..: I8		MDL.....: 4.7		
Manganese	6210 J	1.0	ug/L	SW846 6020	09/09-09/16/09	LKDK11AN
		Dilution Factor: 1		Analysis Time..: 21:42	Analyst ID.....: 002260	
		Instrument ID..: I8		MDL.....: 0.034		

(Continued on next page)

Tetra Tech NUS, Inc

Client Sample ID: MSA-DMW4S-090309

TOTAL Metals

Lot-Sample #...: A9I040243-010 Matrix.....: WG

PARAMETER	RESULT	REPORTING LIMIT	UNITS	METHOD	PREPARATION-ANALYSIS DATE	WORK ORDER #
Molybdenum	0.72 B	2.0	ug/L	SW846 6020	09/09-09/16/09	LKDK11AP
		Dilution Factor: 1		Analysis Time..: 21:42	Analyst ID.....: 002260	
		Instrument ID..: I8		MDL.....: 0.23		
Nickel	24.8	2.0	ug/L	SW846 6020	09/09-09/16/09	LKDK11AQ
		Dilution Factor: 1		Analysis Time..: 21:42	Analyst ID.....: 002260	
		Instrument ID..: I8		MDL.....: 0.048		
Lead	4.9 J	1.0	ug/L	SW846 6020	09/09-09/16/09	LKDK11AM
		Dilution Factor: 1		Analysis Time..: 21:42	Analyst ID.....: 002260	
		Instrument ID..: I8		MDL.....: 0.028		
Antimony	0.20 B	2.0	ug/L	SW846 6020	09/09-09/16/09	LKDK11AD
		Dilution Factor: 1		Analysis Time..: 21:42	Analyst ID.....: 002260	
		Instrument ID..: I8		MDL.....: 0.043		
Selenium	4.4 B	5.0	ug/L	SW846 6020	09/09-09/16/09	LKDK11AR
		Dilution Factor: 1		Analysis Time..: 21:42	Analyst ID.....: 002260	
		Instrument ID..: I8		MDL.....: 0.14		
Thallium	ND	1.0	ug/L	SW846 6020	09/09-09/16/09	LKDK11AU
		Dilution Factor: 1		Analysis Time..: 21:42	Analyst ID.....: 002260	
		Instrument ID..: I8		MDL.....: 0.072		
Vanadium	4.6 B	20.0	ug/L	SW846 6020	09/09-09/16/09	LKDK11AV
		Dilution Factor: 1		Analysis Time..: 21:42	Analyst ID.....: 002260	
		Instrument ID..: I8		MDL.....: 0.29		
Zinc	153 J	20.0	ug/L	SW846 6020	09/09-09/16/09	LKDK11AW
		Dilution Factor: 1		Analysis Time..: 21:42	Analyst ID.....: 002260	
		Instrument ID..: I8		MDL.....: 0.60		
Mercury	ND	0.20	ug/L	SW846 7470A	09/09-09/10/09	LKDK11A0
		Dilution Factor: 1		Analysis Time..: 16:08	Analyst ID.....: 001576	
		Instrument ID..: H1		MDL.....: 0.10		
Prep Batch #...: 9252492						
Calcium	118000 J	5000	ug/L	SW846 6010B	09/09-09/10/09	LKDK11C3
		Dilution Factor: 1		Analysis Time..: 14:24	Analyst ID.....: 022952	
		Instrument ID..: TRACEICP		MDL.....: 9.7		

(Continued on next page)

Tetra Tech NUS, Inc

Client Sample ID: MSA-DMW4S-090309

TOTAL Metals

Lot-Sample #...: A9I040243-010 Matrix.....: WG

PARAMETER	RESULT	REPORTING LIMIT	UNITS	METHOD	PREPARATION-ANALYSIS DATE	WORK ORDER #
Potassium	20700 J	5000	ug/L	SW846 6010B	09/09-09/10/09	LKDK11C4
		Dilution Factor: 1		Analysis Time..: 14:24	Analyst ID.....: 022952	
		Instrument ID..: TRACEICP		MDL.....: 213		
Magnesium	76500	5000	ug/L	SW846 6010B	09/09-09/10/09	LKDK11C5
		Dilution Factor: 1		Analysis Time..: 14:24	Analyst ID.....: 022952	
		Instrument ID..: TRACEICP		MDL.....: 20.7		
Sodium	170000	5000	ug/L	SW846 6010B	09/09-09/10/09	LKDK11C6
		Dilution Factor: 1		Analysis Time..: 14:24	Analyst ID.....: 022952	
		Instrument ID..: TRACEICP		MDL.....: 215		
Silica	11800 J	1070	ug/L	SW846 6010B	09/09-09/10/09	LKDK11C7
		Dilution Factor: 1		Analysis Time..: 14:24	Analyst ID.....: 022952	
		Instrument ID..: TRACEICP		MDL.....: 28.7		

NOTE(S):

B Estimated result. Result is less than RL.

J Method blank contamination. The associated method blank contains the target analyte at a reportable level.

Tetra Tech NUS, Inc

Client Sample ID: MSA-DMW5S-090309

TOTAL Metals

Lot-Sample #...: A9I040243-006 Matrix.....: WG
Date Sampled...: 09/03/09 12:11 Date Received..: 09/04/09

PARAMETER	RESULT	REPORTING LIMIT	UNITS	METHOD	PREPARATION-ANALYSIS DATE	WORK ORDER #
Prep Batch #...: 9252015						
Silver	ND	1.0	ug/L	SW846 6020	09/09-09/16/09	LKDKF1A5
		Dilution Factor: 1		Analysis Time..: 20:36	Analyst ID.....: 002260	
		Instrument ID..: I8		MDL.....: 0.020		
Arsenic	12.4	5.0	ug/L	SW846 6020	09/09-09/16/09	LKDKF1AQ
		Dilution Factor: 1		Analysis Time..: 20:36	Analyst ID.....: 002260	
		Instrument ID..: I8		MDL.....: 0.12		
Barium	13.2 J	1.0	ug/L	SW846 6020	09/09-09/16/09	LKDKF1AR
		Dilution Factor: 1		Analysis Time..: 20:36	Analyst ID.....: 002260	
		Instrument ID..: I8		MDL.....: 0.033		
Beryllium	4.6	1.0	ug/L	SW846 6020	09/09-09/17/09	LKDKF1AT
		Dilution Factor: 1		Analysis Time..: 12:07	Analyst ID.....: 002260	
		Instrument ID..: I8		MDL.....: 0.025		
Cadmium	4.9	1.0	ug/L	SW846 6020	09/09-09/16/09	LKDKF1AU
		Dilution Factor: 1		Analysis Time..: 20:36	Analyst ID.....: 002260	
		Instrument ID..: I8		MDL.....: 0.014		
Cobalt	88.5	1.0	ug/L	SW846 6020	09/09-09/16/09	LKDKF1AV
		Dilution Factor: 1		Analysis Time..: 20:36	Analyst ID.....: 002260	
		Instrument ID..: I8		MDL.....: 0.015		
Chromium	5.2 J	2.0	ug/L	SW846 6020	09/09-09/16/09	LKDKF1A9
		Dilution Factor: 1		Analysis Time..: 20:36	Analyst ID.....: 002260	
		Instrument ID..: I8		MDL.....: 0.042		
Copper	48.6 J	2.0	ug/L	SW846 6020	09/09-09/16/09	LKDKF1AW
		Dilution Factor: 1		Analysis Time..: 20:36	Analyst ID.....: 002260	
		Instrument ID..: I8		MDL.....: 0.079		
Iron	25900 J	50.0	ug/L	SW846 6020	09/09-09/16/09	LKDKF1AX
		Dilution Factor: 1		Analysis Time..: 20:36	Analyst ID.....: 002260	
		Instrument ID..: I8		MDL.....: 4.7		
Manganese	4560 J	1.0	ug/L	SW846 6020	09/09-09/16/09	LKDKF1A1
		Dilution Factor: 1		Analysis Time..: 20:36	Analyst ID.....: 002260	
		Instrument ID..: I8		MDL.....: 0.034		

(Continued on next page)

Tetra Tech NUS, Inc

Client Sample ID: MSA-DMW5S-090309

TOTAL Metals

Lot-Sample #...: A9I040243-006 Matrix.....: WG

PARAMETER	RESULT	REPORTING LIMIT	UNITS	METHOD	PREPARATION-ANALYSIS DATE	WORK ORDER #
Molybdenum	ND	2.0	ug/L	SW846 6020	09/09-09/16/09	LKDKF1A2
		Dilution Factor: 1		Analysis Time..: 20:36	Analyst ID.....: 002260	
		Instrument ID..: I8		MDL.....: 0.23		
Nickel	78.6	2.0	ug/L	SW846 6020	09/09-09/16/09	LKDKF1A3
		Dilution Factor: 1		Analysis Time..: 20:36	Analyst ID.....: 002260	
		Instrument ID..: I8		MDL.....: 0.048		
Lead	3.5 J	1.0	ug/L	SW846 6020	09/09-09/16/09	LKDKF1A0
		Dilution Factor: 1		Analysis Time..: 20:36	Analyst ID.....: 002260	
		Instrument ID..: I8		MDL.....: 0.028		
Antimony	0.068 B	2.0	ug/L	SW846 6020	09/09-09/16/09	LKDKF1AP
		Dilution Factor: 1		Analysis Time..: 20:36	Analyst ID.....: 002260	
		Instrument ID..: I8		MDL.....: 0.043		
Selenium	21.4	5.0	ug/L	SW846 6020	09/09-09/16/09	LKDKF1A4
		Dilution Factor: 1		Analysis Time..: 20:36	Analyst ID.....: 002260	
		Instrument ID..: I8		MDL.....: 0.14		
Thallium	0.19 B	1.0	ug/L	SW846 6020	09/09-09/16/09	LKDKF1A6
		Dilution Factor: 1		Analysis Time..: 20:36	Analyst ID.....: 002260	
		Instrument ID..: I8		MDL.....: 0.072		
Vanadium	11.7 B	20.0	ug/L	SW846 6020	09/09-09/16/09	LKDKF1A7
		Dilution Factor: 1		Analysis Time..: 20:36	Analyst ID.....: 002260	
		Instrument ID..: I8		MDL.....: 0.29		
Zinc	205 J	20.0	ug/L	SW846 6020	09/09-09/16/09	LKDKF1A8
		Dilution Factor: 1		Analysis Time..: 20:36	Analyst ID.....: 002260	
		Instrument ID..: I8		MDL.....: 0.60		
Mercury	ND	0.20	ug/L	SW846 7470A	09/09-09/10/09	LKDKF1AA
		Dilution Factor: 1		Analysis Time..: 16:11	Analyst ID.....: 001576	
		Instrument ID..: H1		MDL.....: 0.10		

NOTE(S):

J Method blank contamination. The associated method blank contains the target analyte at a reportable level.

B Estimated result. Result is less than RL.

Tetra Tech NUS, Inc

Client Sample ID: MSA-DMW6D-090309

TOTAL Metals

Lot-Sample #...: A9I040243-003 Matrix.....: WG
Date Sampled...: 09/03/09 11:40 Date Received..: 09/04/09

PARAMETER	RESULT	REPORTING LIMIT	UNITS	METHOD	PREPARATION-ANALYSIS DATE	WORK ORDER #
Prep Batch #...: 9252015						
Silver	ND	1.0	ug/L	SW846 6020	09/09-09/16/09	LKDHG1AG
		Dilution Factor: 1		Analysis Time..: 20:09	Analyst ID.....: 002260	
		Instrument ID..: I8		MDL.....: 0.020		
Arsenic	3.3 B	5.0	ug/L	SW846 6020	09/09-09/16/09	LKDHG1A3
		Dilution Factor: 1		Analysis Time..: 20:09	Analyst ID.....: 002260	
		Instrument ID..: I8		MDL.....: 0.12		
Barium	56.4 J	1.0	ug/L	SW846 6020	09/09-09/16/09	LKDHG1A4
		Dilution Factor: 1		Analysis Time..: 20:09	Analyst ID.....: 002260	
		Instrument ID..: I8		MDL.....: 0.033		
Beryllium	0.75 B	1.0	ug/L	SW846 6020	09/09-09/17/09	LKDHG1A5
		Dilution Factor: 1		Analysis Time..: 11:33	Analyst ID.....: 002260	
		Instrument ID..: I8		MDL.....: 0.025		
Cadmium	0.78 B	1.0	ug/L	SW846 6020	09/09-09/16/09	LKDHG1A6
		Dilution Factor: 1		Analysis Time..: 20:09	Analyst ID.....: 002260	
		Instrument ID..: I8		MDL.....: 0.014		
Cobalt	27.6	1.0	ug/L	SW846 6020	09/09-09/16/09	LKDHG1A7
		Dilution Factor: 1		Analysis Time..: 20:09	Analyst ID.....: 002260	
		Instrument ID..: I8		MDL.....: 0.015		
Chromium	11.4 J	2.0	ug/L	SW846 6020	09/09-09/16/09	LKDHG1AL
		Dilution Factor: 1		Analysis Time..: 20:09	Analyst ID.....: 002260	
		Instrument ID..: I8		MDL.....: 0.042		
Copper	18.8 J	2.0	ug/L	SW846 6020	09/09-09/16/09	LKDHG1A8
		Dilution Factor: 1		Analysis Time..: 20:09	Analyst ID.....: 002260	
		Instrument ID..: I8		MDL.....: 0.079		
Iron	2800 J	50.0	ug/L	SW846 6020	09/09-09/16/09	LKDHG1A9
		Dilution Factor: 1		Analysis Time..: 20:09	Analyst ID.....: 002260	
		Instrument ID..: I8		MDL.....: 4.7		
Manganese	736 J	1.0	ug/L	SW846 6020	09/09-09/16/09	LKDHG1AC
		Dilution Factor: 1		Analysis Time..: 20:09	Analyst ID.....: 002260	
		Instrument ID..: I8		MDL.....: 0.034		

(Continued on next page)

Tetra Tech NUS, Inc

Client Sample ID: MSA-DMW6D-090309

TOTAL Metals

Lot-Sample #...: A9I040243-003 Matrix.....: WG

PARAMETER	RESULT	REPORTING LIMIT	UNITS	METHOD	PREPARATION-ANALYSIS DATE	WORK ORDER #
Molybdenum	1.3 B	2.0	ug/L	SW846 6020	09/09-09/16/09	LKDHG1AD
		Dilution Factor: 1		Analysis Time..: 20:09	Analyst ID.....: 002260	
		Instrument ID..: I8		MDL.....: 0.23		
Nickel	37.3	2.0	ug/L	SW846 6020	09/09-09/16/09	LKDHG1AE
		Dilution Factor: 1		Analysis Time..: 20:09	Analyst ID.....: 002260	
		Instrument ID..: I8		MDL.....: 0.048		
Lead	3.1 J	1.0	ug/L	SW846 6020	09/09-09/16/09	LKDHG1AA
		Dilution Factor: 1		Analysis Time..: 20:09	Analyst ID.....: 002260	
		Instrument ID..: I8		MDL.....: 0.028		
Antimony	0.16 B	2.0	ug/L	SW846 6020	09/09-09/16/09	LKDHG1A2
		Dilution Factor: 1		Analysis Time..: 20:09	Analyst ID.....: 002260	
		Instrument ID..: I8		MDL.....: 0.043		
Selenium	1.9 B	5.0	ug/L	SW846 6020	09/09-09/16/09	LKDHG1AF
		Dilution Factor: 1		Analysis Time..: 20:09	Analyst ID.....: 002260	
		Instrument ID..: I8		MDL.....: 0.14		
Thallium	0.13 B	1.0	ug/L	SW846 6020	09/09-09/16/09	LKDHG1AH
		Dilution Factor: 1		Analysis Time..: 20:09	Analyst ID.....: 002260	
		Instrument ID..: I8		MDL.....: 0.072		
Vanadium	7.1 B	20.0	ug/L	SW846 6020	09/09-09/16/09	LKDHG1AJ
		Dilution Factor: 1		Analysis Time..: 20:09	Analyst ID.....: 002260	
		Instrument ID..: I8		MDL.....: 0.29		
Zinc	102 J	20.0	ug/L	SW846 6020	09/09-09/16/09	LKDHG1AK
		Dilution Factor: 1		Analysis Time..: 20:09	Analyst ID.....: 002260	
		Instrument ID..: I8		MDL.....: 0.60		
Mercury	2.6	0.20	ug/L	SW846 7470A	09/09-09/10/09	LKDHG1AM
		Dilution Factor: 1		Analysis Time..: 15:58	Analyst ID.....: 001576	
		Instrument ID..: H1		MDL.....: 0.10		

NOTE(S):

B Estimated result. Result is less than RL.

J Method blank contamination. The associated method blank contains the target analyte at a reportable level.

Tetra Tech NUS, Inc

Client Sample ID: MSA-DMW6I-090309

TOTAL Metals

Lot-Sample #...: A9I040243-002 Matrix.....: WG
Date Sampled...: 09/03/09 10:15 Date Received..: 09/04/09

PARAMETER	RESULT	REPORTING LIMIT	UNITS	METHOD	PREPARATION-ANALYSIS DATE	WORK ORDER #
Prep Batch #...: 9252015						
Silver	0.038 B	1.0	ug/L	SW846 6020	09/09-09/16/09	LKDHE1A5
		Dilution Factor: 1		Analysis Time..: 19:56	Analyst ID.....: 002260	
		Instrument ID..: I8		MDL.....: 0.020		
Arsenic	2.2 B	5.0	ug/L	SW846 6020	09/09-09/16/09	LKDHE1AQ
		Dilution Factor: 1		Analysis Time..: 19:56	Analyst ID.....: 002260	
		Instrument ID..: I8		MDL.....: 0.12		
Barium	13.6 J	1.0	ug/L	SW846 6020	09/09-09/16/09	LKDHE1AR
		Dilution Factor: 1		Analysis Time..: 19:56	Analyst ID.....: 002260	
		Instrument ID..: I8		MDL.....: 0.033		
Beryllium	3.9	1.0	ug/L	SW846 6020	09/09-09/17/09	LKDHE1AT
		Dilution Factor: 1		Analysis Time..: 11:23	Analyst ID.....: 002260	
		Instrument ID..: I8		MDL.....: 0.025		
Cadmium	12.2	1.0	ug/L	SW846 6020	09/09-09/16/09	LKDHE1AU
		Dilution Factor: 1		Analysis Time..: 19:56	Analyst ID.....: 002260	
		Instrument ID..: I8		MDL.....: 0.014		
Cobalt	54.8	1.0	ug/L	SW846 6020	09/09-09/16/09	LKDHE1AV
		Dilution Factor: 1		Analysis Time..: 19:56	Analyst ID.....: 002260	
		Instrument ID..: I8		MDL.....: 0.015		
Chromium	11.8 J	2.0	ug/L	SW846 6020	09/09-09/16/09	LKDHE1A9
		Dilution Factor: 1		Analysis Time..: 19:56	Analyst ID.....: 002260	
		Instrument ID..: I8		MDL.....: 0.042		
Copper	534 J	2.0	ug/L	SW846 6020	09/09-09/16/09	LKDHE1AW
		Dilution Factor: 1		Analysis Time..: 19:56	Analyst ID.....: 002260	
		Instrument ID..: I8		MDL.....: 0.079		
Iron	22800 J	50.0	ug/L	SW846 6020	09/09-09/16/09	LKDHE1AX
		Dilution Factor: 1		Analysis Time..: 19:56	Analyst ID.....: 002260	
		Instrument ID..: I8		MDL.....: 4.7		
Manganese	4430 J	1.0	ug/L	SW846 6020	09/09-09/16/09	LKDHE1A1
		Dilution Factor: 1		Analysis Time..: 19:56	Analyst ID.....: 002260	
		Instrument ID..: I8		MDL.....: 0.034		

(Continued on next page)

Tetra Tech NUS, Inc

Client Sample ID: MSA-DMW6I-090309

TOTAL Metals

Lot-Sample #...: A9I040243-002 Matrix.....: WG

PARAMETER	RESULT	REPORTING LIMIT	UNITS	METHOD	PREPARATION-ANALYSIS DATE	WORK ORDER #
Molybdenum	3.7	2.0	ug/L	SW846 6020	09/09-09/16/09	LKDHE1A2
		Dilution Factor: 1		Analysis Time..: 19:56	Analyst ID.....: 002260	
		Instrument ID..: I8		MDL.....: 0.23		
Nickel	57.2	2.0	ug/L	SW846 6020	09/09-09/16/09	LKDHE1A3
		Dilution Factor: 1		Analysis Time..: 19:56	Analyst ID.....: 002260	
		Instrument ID..: I8		MDL.....: 0.048		
Lead	16.0 J	1.0	ug/L	SW846 6020	09/09-09/16/09	LKDHE1A0
		Dilution Factor: 1		Analysis Time..: 19:56	Analyst ID.....: 002260	
		Instrument ID..: I8		MDL.....: 0.028		
Antimony	0.49 B	2.0	ug/L	SW846 6020	09/09-09/16/09	LKDHE1AP
		Dilution Factor: 1		Analysis Time..: 19:56	Analyst ID.....: 002260	
		Instrument ID..: I8		MDL.....: 0.043		
Selenium	2.7 B	5.0	ug/L	SW846 6020	09/09-09/16/09	LKDHE1A4
		Dilution Factor: 1		Analysis Time..: 19:56	Analyst ID.....: 002260	
		Instrument ID..: I8		MDL.....: 0.14		
Thallium	0.44 B	1.0	ug/L	SW846 6020	09/09-09/16/09	LKDHE1A6
		Dilution Factor: 1		Analysis Time..: 19:56	Analyst ID.....: 002260	
		Instrument ID..: I8		MDL.....: 0.072		
Vanadium	1.5 B	20.0	ug/L	SW846 6020	09/09-09/16/09	LKDHE1A7
		Dilution Factor: 1		Analysis Time..: 19:56	Analyst ID.....: 002260	
		Instrument ID..: I8		MDL.....: 0.29		
Zinc	835 J	20.0	ug/L	SW846 6020	09/09-09/16/09	LKDHE1A8
		Dilution Factor: 1		Analysis Time..: 19:56	Analyst ID.....: 002260	
		Instrument ID..: I8		MDL.....: 0.60		
Mercury	ND	0.20	ug/L	SW846 7470A	09/09-09/10/09	LKDHE1AA
		Dilution Factor: 1		Analysis Time..: 15:56	Analyst ID.....: 001576	
		Instrument ID..: H1		MDL.....: 0.10		

NOTE(S):

B Estimated result. Result is less than RL.

J Method blank contamination. The associated method blank contains the target analyte at a reportable level.

Tetra Tech NUS, Inc

Client Sample ID: MSA-DMW6S-090309

TOTAL Metals

Lot-Sample #...: A9I040243-001 Matrix.....: WG
Date Sampled...: 09/03/09 09:05 Date Received..: 09/04/09

PARAMETER	RESULT	REPORTING LIMIT	UNITS	METHOD	PREPARATION-ANALYSIS DATE	WORK ORDER #
Prep Batch #...: 9252015						
Silver	ND	1.0	ug/L	SW846 6020	09/09-09/16/09	LKDGK1AT
		Dilution Factor: 1		Analysis Time..: 19:03	Analyst ID.....: 002260	
		Instrument ID..: I8		MDL.....: 0.020		
Arsenic	6.6	5.0	ug/L	SW846 6020	09/09-09/16/09	LKDGK1AE
		Dilution Factor: 1		Analysis Time..: 19:03	Analyst ID.....: 002260	
		Instrument ID..: I8		MDL.....: 0.12		
Barium	42.5 J	1.0	ug/L	SW846 6020	09/09-09/16/09	LKDGK1AF
		Dilution Factor: 1		Analysis Time..: 19:03	Analyst ID.....: 002260	
		Instrument ID..: I8		MDL.....: 0.033		
Beryllium	0.051 B	1.0	ug/L	SW846 6020	09/09-09/17/09	LKDGK1AG
		Dilution Factor: 1		Analysis Time..: 11:05	Analyst ID.....: 002260	
		Instrument ID..: I8		MDL.....: 0.025		
Cadmium	0.060 B	1.0	ug/L	SW846 6020	09/09-09/16/09	LKDGK1AH
		Dilution Factor: 1		Analysis Time..: 19:03	Analyst ID.....: 002260	
		Instrument ID..: I8		MDL.....: 0.014		
Cobalt	6.0	1.0	ug/L	SW846 6020	09/09-09/16/09	LKDGK1AJ
		Dilution Factor: 1		Analysis Time..: 19:03	Analyst ID.....: 002260	
		Instrument ID..: I8		MDL.....: 0.015		
Chromium	1.2 B,J	2.0	ug/L	SW846 6020	09/09-09/16/09	LKDGK1AX
		Dilution Factor: 1		Analysis Time..: 19:03	Analyst ID.....: 002260	
		Instrument ID..: I8		MDL.....: 0.042		
Copper	2.0 J	2.0	ug/L	SW846 6020	09/09-09/16/09	LKDGK1AK
		Dilution Factor: 1		Analysis Time..: 19:03	Analyst ID.....: 002260	
		Instrument ID..: I8		MDL.....: 0.079		
Iron	200000 J	50.0	ug/L	SW846 6020	09/09-09/16/09	LKDGK1AL
		Dilution Factor: 1		Analysis Time..: 19:03	Analyst ID.....: 002260	
		Instrument ID..: I8		MDL.....: 4.7		
Manganese	1880 J	1.0	ug/L	SW846 6020	09/09-09/16/09	LKDGK1AN
		Dilution Factor: 1		Analysis Time..: 19:03	Analyst ID.....: 002260	
		Instrument ID..: I8		MDL.....: 0.034		

(Continued on next page)

Tetra Tech NUS, Inc

Client Sample ID: MSA-DMW6S-090309

TOTAL Metals

Lot-Sample #...: A9I040243-001 Matrix.....: WG

PARAMETER	RESULT	REPORTING LIMIT	UNITS	METHOD	PREPARATION-ANALYSIS DATE	WORK ORDER #
Molybdenum	0.36 B	2.0	ug/L	SW846 6020	09/09-09/16/09	LKDGK1AP
		Dilution Factor: 1		Analysis Time..: 19:03	Analyst ID.....: 002260	
		Instrument ID..: I8		MDL.....: 0.23		
Nickel	5.7	2.0	ug/L	SW846 6020	09/09-09/16/09	LKDGK1AQ
		Dilution Factor: 1		Analysis Time..: 19:03	Analyst ID.....: 002260	
		Instrument ID..: I8		MDL.....: 0.048		
Lead	0.63 B,J	1.0	ug/L	SW846 6020	09/09-09/16/09	LKDGK1AM
		Dilution Factor: 1		Analysis Time..: 19:03	Analyst ID.....: 002260	
		Instrument ID..: I8		MDL.....: 0.028		
Antimony	0.38 B	2.0	ug/L	SW846 6020	09/09-09/16/09	LKDGK1AD
		Dilution Factor: 1		Analysis Time..: 19:03	Analyst ID.....: 002260	
		Instrument ID..: I8		MDL.....: 0.043		
Selenium	0.43 B	5.0	ug/L	SW846 6020	09/09-09/16/09	LKDGK1AR
		Dilution Factor: 1		Analysis Time..: 19:03	Analyst ID.....: 002260	
		Instrument ID..: I8		MDL.....: 0.14		
Thallium	0.17 B	1.0	ug/L	SW846 6020	09/09-09/16/09	LKDGK1AU
		Dilution Factor: 1		Analysis Time..: 19:03	Analyst ID.....: 002260	
		Instrument ID..: I8		MDL.....: 0.072		
Vanadium	1.1 B	20.0	ug/L	SW846 6020	09/09-09/16/09	LKDGK1AV
		Dilution Factor: 1		Analysis Time..: 19:03	Analyst ID.....: 002260	
		Instrument ID..: I8		MDL.....: 0.29		
Zinc	7.6 B,J	20.0	ug/L	SW846 6020	09/09-09/16/09	LKDGK1AW
		Dilution Factor: 1		Analysis Time..: 19:03	Analyst ID.....: 002260	
		Instrument ID..: I8		MDL.....: 0.60		
Mercury	ND	0.20	ug/L	SW846 7470A	09/09-09/10/09	LKDGK1A0
		Dilution Factor: 1		Analysis Time..: 15:51	Analyst ID.....: 001576	
		Instrument ID..: H1		MDL.....: 0.10		

NOTE(S):

J Method blank contamination. The associated method blank contains the target analyte at a reportable level.

B Estimated result. Result is less than RL.

Tetra Tech NUS, Inc

Client Sample ID: MSA-MW29D-090309

TOTAL Metals

Lot-Sample #...: A9I040243-007 Matrix.....: WG
Date Sampled...: 09/03/09 15:03 Date Received..: 09/04/09

PARAMETER	RESULT	REPORTING LIMIT	UNITS	METHOD	PREPARATION-ANALYSIS DATE	WORK ORDER #
Prep Batch #...: 9252015						
Silver	ND	1.0	ug/L	SW846 6020	09/09-09/16/09	LKDKT1AG
		Dilution Factor: 1		Analysis Time..: 21:02	Analyst ID.....: 002260	
		Instrument ID..: I8		MDL.....: 0.020		
Arsenic	ND	5.0	ug/L	SW846 6020	09/09-09/16/09	LKDKT1A3
		Dilution Factor: 1		Analysis Time..: 21:02	Analyst ID.....: 002260	
		Instrument ID..: I8		MDL.....: 0.12		
Barium	6.3 J	1.0	ug/L	SW846 6020	09/09-09/16/09	LKDKT1A4
		Dilution Factor: 1		Analysis Time..: 21:02	Analyst ID.....: 002260	
		Instrument ID..: I8		MDL.....: 0.033		
Beryllium	0.046 B	1.0	ug/L	SW846 6020	09/09-09/17/09	LKDKT1A5
		Dilution Factor: 1		Analysis Time..: 12:17	Analyst ID.....: 002260	
		Instrument ID..: I8		MDL.....: 0.025		
Cadmium	0.050 B	1.0	ug/L	SW846 6020	09/09-09/16/09	LKDKT1A6
		Dilution Factor: 1		Analysis Time..: 21:02	Analyst ID.....: 002260	
		Instrument ID..: I8		MDL.....: 0.014		
Cobalt	1.6	1.0	ug/L	SW846 6020	09/09-09/16/09	LKDKT1A7
		Dilution Factor: 1		Analysis Time..: 21:02	Analyst ID.....: 002260	
		Instrument ID..: I8		MDL.....: 0.015		
Chromium	0.59 B,J	2.0	ug/L	SW846 6020	09/09-09/16/09	LKDKT1AL
		Dilution Factor: 1		Analysis Time..: 21:02	Analyst ID.....: 002260	
		Instrument ID..: I8		MDL.....: 0.042		
Copper	12.2 J	2.0	ug/L	SW846 6020	09/09-09/16/09	LKDKT1A8
		Dilution Factor: 1		Analysis Time..: 21:02	Analyst ID.....: 002260	
		Instrument ID..: I8		MDL.....: 0.079		
Iron	89.0 J	50.0	ug/L	SW846 6020	09/09-09/16/09	LKDKT1A9
		Dilution Factor: 1		Analysis Time..: 21:02	Analyst ID.....: 002260	
		Instrument ID..: I8		MDL.....: 4.7		
Manganese	12.3 J	1.0	ug/L	SW846 6020	09/09-09/16/09	LKDKT1AC
		Dilution Factor: 1		Analysis Time..: 21:02	Analyst ID.....: 002260	
		Instrument ID..: I8		MDL.....: 0.034		

(Continued on next page)

Tetra Tech NUS, Inc

Client Sample ID: MSA-MW29D-090309

TOTAL Metals

Lot-Sample #...: A9I040243-007 Matrix.....: WG

PARAMETER	RESULT	REPORTING LIMIT	UNITS	METHOD	PREPARATION-ANALYSIS DATE	WORK ORDER #
Molybdenum	ND	2.0	ug/L	SW846 6020	09/09-09/16/09	LKDKT1AD
		Dilution Factor: 1		Analysis Time..: 21:02	Analyst ID.....: 002260	
		Instrument ID..: I8		MDL.....: 0.23		
Nickel	2.8	2.0	ug/L	SW846 6020	09/09-09/16/09	LKDKT1AE
		Dilution Factor: 1		Analysis Time..: 21:02	Analyst ID.....: 002260	
		Instrument ID..: I8		MDL.....: 0.048		
Lead	0.31 B,J	1.0	ug/L	SW846 6020	09/09-09/16/09	LKDKT1AA
		Dilution Factor: 1		Analysis Time..: 21:02	Analyst ID.....: 002260	
		Instrument ID..: I8		MDL.....: 0.028		
Antimony	0.064 B	2.0	ug/L	SW846 6020	09/09-09/16/09	LKDKT1A2
		Dilution Factor: 1		Analysis Time..: 21:02	Analyst ID.....: 002260	
		Instrument ID..: I8		MDL.....: 0.043		
Selenium	ND	5.0	ug/L	SW846 6020	09/09-09/16/09	LKDKT1AF
		Dilution Factor: 1		Analysis Time..: 21:02	Analyst ID.....: 002260	
		Instrument ID..: I8		MDL.....: 0.14		
Thallium	ND	1.0	ug/L	SW846 6020	09/09-09/16/09	LKDKT1AH
		Dilution Factor: 1		Analysis Time..: 21:02	Analyst ID.....: 002260	
		Instrument ID..: I8		MDL.....: 0.072		
Vanadium	ND	20.0	ug/L	SW846 6020	09/09-09/16/09	LKDKT1AJ
		Dilution Factor: 1		Analysis Time..: 21:02	Analyst ID.....: 002260	
		Instrument ID..: I8		MDL.....: 0.29		
Zinc	18.3 B,J	20.0	ug/L	SW846 6020	09/09-09/16/09	LKDKT1AK
		Dilution Factor: 1		Analysis Time..: 21:02	Analyst ID.....: 002260	
		Instrument ID..: I8		MDL.....: 0.60		
Mercury	ND	0.20	ug/L	SW846 7470A	09/09-09/10/09	LKDKT1AM
		Dilution Factor: 1		Analysis Time..: 16:13	Analyst ID.....: 001576	
		Instrument ID..: H1		MDL.....: 0.10		

NOTE(S):

J Method blank contamination. The associated method blank contains the target analyte at a reportable level.

B Estimated result. Result is less than RL.

Tetra Tech NUS, Inc

Client Sample ID: MSA-DMW10S-090409

DISSOLVED Metals

Lot-Sample #...: A9I050193-001 Matrix.....: WG
Date Sampled...: 09/04/09 10:45 Date Received..: 09/05/09

PARAMETER	RESULT	REPORTING LIMIT	UNITS	METHOD	PREPARATION-ANALYSIS DATE	WORK ORDER #
Prep Batch #...: 9252016						
Silver	ND	1.0	ug/L	SW846 6020	09/09-09/16/09	LKE181CF
		Dilution Factor: 1		Analysis Time..: 01:38	Analyst ID.....: 002260	
		Instrument ID..: I8		MDL.....: 0.020		
Arsenic	14.8	5.0	ug/L	SW846 6020	09/09-09/16/09	LKE181A2
		Dilution Factor: 1		Analysis Time..: 01:38	Analyst ID.....: 002260	
		Instrument ID..: I8		MDL.....: 0.12		
Barium	22.2 J	1.0	ug/L	SW846 6020	09/09-09/16/09	LKE181A3
		Dilution Factor: 1		Analysis Time..: 01:38	Analyst ID.....: 002260	
		Instrument ID..: I8		MDL.....: 0.033		
Beryllium	ND	1.0	ug/L	SW846 6020	09/09-09/16/09	LKE181A4
		Dilution Factor: 1		Analysis Time..: 01:38	Analyst ID.....: 002260	
		Instrument ID..: I8		MDL.....: 0.025		
Cadmium	ND	1.0	ug/L	SW846 6020	09/09-09/16/09	LKE181A5
		Dilution Factor: 1		Analysis Time..: 01:38	Analyst ID.....: 002260	
		Instrument ID..: I8		MDL.....: 0.014		
Cobalt	7.3	1.0	ug/L	SW846 6020	09/09-09/16/09	LKE181A6
		Dilution Factor: 1		Analysis Time..: 01:38	Analyst ID.....: 002260	
		Instrument ID..: I8		MDL.....: 0.015		
Chromium	1.1 B,J	2.0	ug/L	SW846 6020	09/09-09/16/09	LKE181CK
		Dilution Factor: 1		Analysis Time..: 01:38	Analyst ID.....: 002260	
		Instrument ID..: I8		MDL.....: 0.042		
Copper	0.16 B,J	2.0	ug/L	SW846 6020	09/09-09/16/09	LKE181A7
		Dilution Factor: 1		Analysis Time..: 01:38	Analyst ID.....: 002260	
		Instrument ID..: I8		MDL.....: 0.079		
Iron	99000 J	50.0	ug/L	SW846 6020	09/09-09/16/09	LKE181A8
		Dilution Factor: 1		Analysis Time..: 01:38	Analyst ID.....: 002260	
		Instrument ID..: I8		MDL.....: 4.7		
Manganese	2430 J	1.0	ug/L	SW846 6020	09/09-09/16/09	LKE181CA
		Dilution Factor: 1		Analysis Time..: 01:38	Analyst ID.....: 002260	
		Instrument ID..: I8		MDL.....: 0.034		

(Continued on next page)

Tetra Tech NUS, Inc

Client Sample ID: MSA-DMW10S-090409

DISSOLVED Metals

Lot-Sample #...: A9I050193-001 Matrix.....: WG

PARAMETER	RESULT	REPORTING LIMIT	UNITS	METHOD	PREPARATION-ANALYSIS DATE	WORK ORDER #
Molybdenum	0.66 B	2.0	ug/L	SW846 6020	09/09-09/16/09	LKE181CC
		Dilution Factor: 1		Analysis Time..: 01:38	Analyst ID.....: 002260	
		Instrument ID..: I8		MDL.....: 0.23		
Nickel	2.4	2.0	ug/L	SW846 6020	09/09-09/16/09	LKE181CD
		Dilution Factor: 1		Analysis Time..: 01:38	Analyst ID.....: 002260	
		Instrument ID..: I8		MDL.....: 0.048		
Lead	0.036 B	1.0	ug/L	SW846 6020	09/09-09/16/09	LKE181A9
		Dilution Factor: 1		Analysis Time..: 01:38	Analyst ID.....: 002260	
		Instrument ID..: I8		MDL.....: 0.028		
Antimony	0.079 B	2.0	ug/L	SW846 6020	09/09-09/16/09	LKE181A1
		Dilution Factor: 1		Analysis Time..: 01:38	Analyst ID.....: 002260	
		Instrument ID..: I8		MDL.....: 0.043		
Selenium	0.45 B	5.0	ug/L	SW846 6020	09/09-09/16/09	LKE181CE
		Dilution Factor: 1		Analysis Time..: 01:38	Analyst ID.....: 002260	
		Instrument ID..: I8		MDL.....: 0.14		
Thallium	ND	1.0	ug/L	SW846 6020	09/09-09/16/09	LKE181CG
		Dilution Factor: 1		Analysis Time..: 01:38	Analyst ID.....: 002260	
		Instrument ID..: I8		MDL.....: 0.072		
Vanadium	ND	20.0	ug/L	SW846 6020	09/09-09/16/09	LKE181CH
		Dilution Factor: 1		Analysis Time..: 01:38	Analyst ID.....: 002260	
		Instrument ID..: I8		MDL.....: 0.29		
Zinc	18.0 B,J	20.0	ug/L	SW846 6020	09/09-09/16/09	LKE181CJ
		Dilution Factor: 1		Analysis Time..: 01:38	Analyst ID.....: 002260	
		Instrument ID..: I8		MDL.....: 0.60		
Mercury	ND	0.20	ug/L	SW846 7470A	09/09-09/10/09	LKE181CL
		Dilution Factor: 1		Analysis Time..: 15:04	Analyst ID.....: 001576	
		Instrument ID..: H4		MDL.....: 0.10		

NOTE(S):

J Method blank contamination. The associated method blank contains the target analyte at a reportable level.

B Estimated result. Result is less than RL.

Tetra Tech NUS, Inc

Client Sample ID: MSA-DMW1A-090409

DISSOLVED Metals

Lot-Sample #...: A9I050193-002 Matrix.....: WG
Date Sampled...: 09/04/09 12:25 Date Received..: 09/05/09

PARAMETER	RESULT	REPORTING LIMIT	UNITS	METHOD	PREPARATION-ANALYSIS DATE	WORK ORDER #
Prep Batch #...: 9252016						
Silver	ND	1.0	ug/L	SW846 6020	09/09-09/16/09	LKE2K1CF
		Dilution Factor: 1		Analysis Time..: 01:47	Analyst ID.....: 002260	
		Instrument ID..: I8		MDL.....: 0.020		
Arsenic	5.2	5.0	ug/L	SW846 6020	09/09-09/16/09	LKE2K1AD
		Dilution Factor: 1		Analysis Time..: 01:47	Analyst ID.....: 002260	
		Instrument ID..: I8		MDL.....: 0.12		
Barium	13.2 J	1.0	ug/L	SW846 6020	09/09-09/16/09	LKE2K1AE
		Dilution Factor: 1		Analysis Time..: 01:47	Analyst ID.....: 002260	
		Instrument ID..: I8		MDL.....: 0.033		
Beryllium	0.59 B	1.0	ug/L	SW846 6020	09/09-09/16/09	LKE2K1AF
		Dilution Factor: 1		Analysis Time..: 01:47	Analyst ID.....: 002260	
		Instrument ID..: I8		MDL.....: 0.025		
Cadmium	1070	1.0	ug/L	SW846 6020	09/09-09/16/09	LKE2K1AG
		Dilution Factor: 1		Analysis Time..: 01:47	Analyst ID.....: 002260	
		Instrument ID..: I8		MDL.....: 0.014		
Cobalt	77.1	1.0	ug/L	SW846 6020	09/09-09/16/09	LKE2K1AH
		Dilution Factor: 1		Analysis Time..: 01:47	Analyst ID.....: 002260	
		Instrument ID..: I8		MDL.....: 0.015		
Chromium	171 J	2.0	ug/L	SW846 6020	09/09-09/16/09	LKE2K1CK
		Dilution Factor: 1		Analysis Time..: 01:47	Analyst ID.....: 002260	
		Instrument ID..: I8		MDL.....: 0.042		
Copper	25.9 J	2.0	ug/L	SW846 6020	09/09-09/16/09	LKE2K1AJ
		Dilution Factor: 1		Analysis Time..: 01:47	Analyst ID.....: 002260	
		Instrument ID..: I8		MDL.....: 0.079		
Iron	12600 J	50.0	ug/L	SW846 6020	09/09-09/16/09	LKE2K1AK
		Dilution Factor: 1		Analysis Time..: 01:47	Analyst ID.....: 002260	
		Instrument ID..: I8		MDL.....: 4.7		
Manganese	3210 J	1.0	ug/L	SW846 6020	09/09-09/16/09	LKE2K1CA
		Dilution Factor: 1		Analysis Time..: 01:47	Analyst ID.....: 002260	
		Instrument ID..: I8		MDL.....: 0.034		

(Continued on next page)

Tetra Tech NUS, Inc

Client Sample ID: MSA-DMW1A-090409

DISSOLVED Metals

Lot-Sample #...: A9I050193-002 Matrix.....: WG

PARAMETER	RESULT	REPORTING LIMIT	UNITS	METHOD	PREPARATION-ANALYSIS DATE	WORK ORDER #
Molybdenum	**0.26 B**	**2.0**	**ug/L**	**SW846 6020**	**09/09-09/16/09**	**LKE2K1CC**
		Dilution Factor: 1		Analysis Time..: 01:47	Analyst ID.....: 002260	
		Instrument ID..: I8		MDL.....: 0.23		
Nickel	**152**	**2.0**	**ug/L**	**SW846 6020**	**09/09-09/16/09**	**LKE2K1CD**
		Dilution Factor: 1		Analysis Time..: 01:47	Analyst ID.....: 002260	
		Instrument ID..: I8		MDL.....: 0.048		
Lead	**1.2**	**1.0**	**ug/L**	**SW846 6020**	**09/09-09/16/09**	**LKE2K1AL**
		Dilution Factor: 1		Analysis Time..: 01:47	Analyst ID.....: 002260	
		Instrument ID..: I8		MDL.....: 0.028		
Antimony	ND	2.0	ug/L	SW846 6020	09/09-09/16/09	LKE2K1AC
		Dilution Factor: 1		Analysis Time..: 01:47	Analyst ID.....: 002260	
		Instrument ID..: I8		MDL.....: 0.043		
Selenium	**7.0**	**5.0**	**ug/L**	**SW846 6020**	**09/09-09/16/09**	**LKE2K1CE**
		Dilution Factor: 1		Analysis Time..: 01:47	Analyst ID.....: 002260	
		Instrument ID..: I8		MDL.....: 0.14		
Thallium	**0.19 B**	**1.0**	**ug/L**	**SW846 6020**	**09/09-09/16/09**	**LKE2K1CG**
		Dilution Factor: 1		Analysis Time..: 01:47	Analyst ID.....: 002260	
		Instrument ID..: I8		MDL.....: 0.072		
Vanadium	ND	20.0	ug/L	SW846 6020	09/09-09/16/09	LKE2K1CH
		Dilution Factor: 1		Analysis Time..: 01:47	Analyst ID.....: 002260	
		Instrument ID..: I8		MDL.....: 0.29		
Zinc	**488 J**	**20.0**	**ug/L**	**SW846 6020**	**09/09-09/16/09**	**LKE2K1CJ**
		Dilution Factor: 1		Analysis Time..: 01:47	Analyst ID.....: 002260	
		Instrument ID..: I8		MDL.....: 0.60		
Mercury	ND	0.20	ug/L	SW846 7470A	09/09-09/10/09	LKE2K1CL
		Dilution Factor: 1		Analysis Time..: 15:18	Analyst ID.....: 001576	
		Instrument ID..: H4		MDL.....: 0.10		

NOTE(S):

J Method blank contamination. The associated method blank contains the target analyte at a reportable level.

B Estimated result. Result is less than RL.

Tetra Tech NUS, Inc

Client Sample ID: MSA-DMW1B-090409

DISSOLVED Metals

Lot-Sample #...: A9I050193-003 Matrix.....: WG
Date Sampled...: 09/04/09 13:50 Date Received..: 09/05/09

PARAMETER	RESULT	REPORTING LIMIT	UNITS	METHOD	PREPARATION-ANALYSIS DATE	WORK ORDER #
Prep Batch #...: 9252016						
Silver	ND	1.0	ug/L	SW846 6020	09/09-09/16/09	LKE2P1CF
		Dilution Factor: 1		Analysis Time..: 01:57	Analyst ID.....: 002260	
		Instrument ID..: I8		MDL.....: 0.020		
Arsenic	11.2	5.0	ug/L	SW846 6020	09/09-09/16/09	LKE2P1AP
		Dilution Factor: 1		Analysis Time..: 01:57	Analyst ID.....: 002260	
		Instrument ID..: I8		MDL.....: 0.12		
Barium	14.5 J	1.0	ug/L	SW846 6020	09/09-09/16/09	LKE2P1AQ
		Dilution Factor: 1		Analysis Time..: 01:57	Analyst ID.....: 002260	
		Instrument ID..: I8		MDL.....: 0.033		
Beryllium	0.073 B	1.0	ug/L	SW846 6020	09/09-09/16/09	LKE2P1AR
		Dilution Factor: 1		Analysis Time..: 01:57	Analyst ID.....: 002260	
		Instrument ID..: I8		MDL.....: 0.025		
Cadmium	172	1.0	ug/L	SW846 6020	09/09-09/16/09	LKE2P1AT
		Dilution Factor: 1		Analysis Time..: 01:57	Analyst ID.....: 002260	
		Instrument ID..: I8		MDL.....: 0.014		
Cobalt	34.3	1.0	ug/L	SW846 6020	09/09-09/16/09	LKE2P1AU
		Dilution Factor: 1		Analysis Time..: 01:57	Analyst ID.....: 002260	
		Instrument ID..: I8		MDL.....: 0.015		
Chromium	8.3 J	2.0	ug/L	SW846 6020	09/09-09/16/09	LKE2P1CK
		Dilution Factor: 1		Analysis Time..: 01:57	Analyst ID.....: 002260	
		Instrument ID..: I8		MDL.....: 0.042		
Copper	10.3 J	2.0	ug/L	SW846 6020	09/09-09/16/09	LKE2P1AV
		Dilution Factor: 1		Analysis Time..: 01:57	Analyst ID.....: 002260	
		Instrument ID..: I8		MDL.....: 0.079		
Iron	32300 J	50.0	ug/L	SW846 6020	09/09-09/16/09	LKE2P1AW
		Dilution Factor: 1		Analysis Time..: 01:57	Analyst ID.....: 002260	
		Instrument ID..: I8		MDL.....: 4.7		
Manganese	3460 J	5.0	ug/L	SW846 6020	09/09-09/16/09	LKE2P1CA
		Dilution Factor: 5		Analysis Time..: 11:21	Analyst ID.....: 002260	
		Instrument ID..: I8		MDL.....: 0.17		

(Continued on next page)

Tetra Tech NUS, Inc

Client Sample ID: MSA-DMW1B-090409

DISSOLVED Metals

Lot-Sample #...: A9I050193-003 Matrix.....: WG

PARAMETER	RESULT	REPORTING LIMIT	UNITS	METHOD	PREPARATION-ANALYSIS DATE	WORK ORDER #
Molybdenum	ND	2.0	ug/L	SW846 6020	09/09-09/16/09	LKE2P1CC
		Dilution Factor: 1		Analysis Time..: 01:57	Analyst ID.....: 002260	
		Instrument ID..: I8		MDL.....: 0.23		
Nickel	**39.6**	**2.0**	**ug/L**	**SW846 6020**	**09/09-09/16/09**	**LKE2P1CD**
		Dilution Factor: 1		Analysis Time..: 01:57	Analyst ID.....: 002260	
		Instrument ID..: I8		MDL.....: 0.048		
Lead	**0.32 B**	**1.0**	**ug/L**	**SW846 6020**	**09/09-09/16/09**	**LKE2P1AX**
		Dilution Factor: 1		Analysis Time..: 01:57	Analyst ID.....: 002260	
		Instrument ID..: I8		MDL.....: 0.028		
Antimony	ND	2.0	ug/L	SW846 6020	09/09-09/16/09	LKE2P1AN
		Dilution Factor: 1		Analysis Time..: 01:57	Analyst ID.....: 002260	
		Instrument ID..: I8		MDL.....: 0.043		
Selenium	**1.7 B**	**5.0**	**ug/L**	**SW846 6020**	**09/09-09/16/09**	**LKE2P1CE**
		Dilution Factor: 1		Analysis Time..: 01:57	Analyst ID.....: 002260	
		Instrument ID..: I8		MDL.....: 0.14		
Thallium	ND	1.0	ug/L	SW846 6020	09/09-09/16/09	LKE2P1CG
		Dilution Factor: 1		Analysis Time..: 01:57	Analyst ID.....: 002260	
		Instrument ID..: I8		MDL.....: 0.072		
Vanadium	ND	20.0	ug/L	SW846 6020	09/09-09/16/09	LKE2P1CH
		Dilution Factor: 1		Analysis Time..: 01:57	Analyst ID.....: 002260	
		Instrument ID..: I8		MDL.....: 0.29		
Zinc	**143 J**	**20.0**	**ug/L**	**SW846 6020**	**09/09-09/16/09**	**LKE2P1CJ**
		Dilution Factor: 1		Analysis Time..: 01:57	Analyst ID.....: 002260	
		Instrument ID..: I8		MDL.....: 0.60		
Mercury	ND	0.20	ug/L	SW846 7470A	09/09-09/10/09	LKE2P1CL
		Dilution Factor: 1		Analysis Time..: 15:08	Analyst ID.....: 001576	
		Instrument ID..: H4		MDL.....: 0.10		

NOTE(S):

J Method blank contamination. The associated method blank contains the target analyte at a reportable level.

B Estimated result. Result is less than RL.

Tetra Tech NUS, Inc

Client Sample ID: MSA-DMW2A-090309

DISSOLVED Metals

Lot-Sample #...: A9I040243-004 Matrix.....: WG
Date Sampled...: 09/03/09 13:45 Date Received..: 09/04/09

PARAMETER	RESULT	REPORTING LIMIT	UNITS	METHOD	PREPARATION-ANALYSIS DATE	WORK ORDER #
Prep Batch #...: 9252015						
Silver	ND	1.0	ug/L	SW846 6020	09/09-09/16/09	LKDJ11CF
		Dilution Factor: 1		Analysis Time..: 20:29	Analyst ID.....: 002260	
		Instrument ID..: I8		MDL.....: 0.020		
Arsenic	5.1	5.0	ug/L	SW846 6020	09/09-09/16/09	LKDJ11AP
		Dilution Factor: 1		Analysis Time..: 20:29	Analyst ID.....: 002260	
		Instrument ID..: I8		MDL.....: 0.12		
Barium	13.2 J	1.0	ug/L	SW846 6020	09/09-09/16/09	LKDJ11AQ
		Dilution Factor: 1		Analysis Time..: 20:29	Analyst ID.....: 002260	
		Instrument ID..: I8		MDL.....: 0.033		
Beryllium	1.3	1.0	ug/L	SW846 6020	09/09-09/17/09	LKDJ11AR
		Dilution Factor: 1		Analysis Time..: 11:57	Analyst ID.....: 002260	
		Instrument ID..: I8		MDL.....: 0.025		
Cadmium	762	1.0	ug/L	SW846 6020	09/09-09/16/09	LKDJ11AT
		Dilution Factor: 1		Analysis Time..: 20:29	Analyst ID.....: 002260	
		Instrument ID..: I8		MDL.....: 0.014		
Cobalt	589	1.0	ug/L	SW846 6020	09/09-09/16/09	LKDJ11AU
		Dilution Factor: 1		Analysis Time..: 20:29	Analyst ID.....: 002260	
		Instrument ID..: I8		MDL.....: 0.015		
Chromium	7.7 J	2.0	ug/L	SW846 6020	09/09-09/16/09	LKDJ11CK
		Dilution Factor: 1		Analysis Time..: 20:29	Analyst ID.....: 002260	
		Instrument ID..: I8		MDL.....: 0.042		
Copper	56.0 J	2.0	ug/L	SW846 6020	09/09-09/16/09	LKDJ11AV
		Dilution Factor: 1		Analysis Time..: 20:29	Analyst ID.....: 002260	
		Instrument ID..: I8		MDL.....: 0.079		
Iron	44900 J	50.0	ug/L	SW846 6020	09/09-09/16/09	LKDJ11AW
		Dilution Factor: 1		Analysis Time..: 20:29	Analyst ID.....: 002260	
		Instrument ID..: I8		MDL.....: 4.7		
Manganese	10700 J	5.0	ug/L	SW846 6020	09/09-09/17/09	LKDJ11CA
		Dilution Factor: 5		Analysis Time..: 12:02	Analyst ID.....: 002260	
		Instrument ID..: I8		MDL.....: 0.17		

(Continued on next page)

Tetra Tech NUS, Inc

Client Sample ID: MSA-DMW2A-090309

DISSOLVED Metals

Lot-Sample #...: A9I040243-004 Matrix.....: WG

PARAMETER	RESULT	REPORTING LIMIT	UNITS	METHOD	PREPARATION-ANALYSIS DATE	WORK ORDER #
Molybdenum	0.25 B	2.0	ug/L	SW846 6020	09/09-09/16/09	LKDJ11CC
		Dilution Factor: 1		Analysis Time..: 20:29	Analyst ID.....: 002260	
		Instrument ID..: I8		MDL.....: 0.23		
Nickel	142	2.0	ug/L	SW846 6020	09/09-09/16/09	LKDJ11CD
		Dilution Factor: 1		Analysis Time..: 20:29	Analyst ID.....: 002260	
		Instrument ID..: I8		MDL.....: 0.048		
Lead	4.2 J	1.0	ug/L	SW846 6020	09/09-09/16/09	LKDJ11AX
		Dilution Factor: 1		Analysis Time..: 20:29	Analyst ID.....: 002260	
		Instrument ID..: I8		MDL.....: 0.028		
Antimony	0.12 B	2.0	ug/L	SW846 6020	09/09-09/16/09	LKDJ11AN
		Dilution Factor: 1		Analysis Time..: 20:29	Analyst ID.....: 002260	
		Instrument ID..: I8		MDL.....: 0.043		
Selenium	9.2	5.0	ug/L	SW846 6020	09/09-09/16/09	LKDJ11CE
		Dilution Factor: 1		Analysis Time..: 20:29	Analyst ID.....: 002260	
		Instrument ID..: I8		MDL.....: 0.14		
Thallium	0.25 B	1.0	ug/L	SW846 6020	09/09-09/16/09	LKDJ11CG
		Dilution Factor: 1		Analysis Time..: 20:29	Analyst ID.....: 002260	
		Instrument ID..: I8		MDL.....: 0.072		
Vanadium	13.3 B	20.0	ug/L	SW846 6020	09/09-09/16/09	LKDJ11CH
		Dilution Factor: 1		Analysis Time..: 20:29	Analyst ID.....: 002260	
		Instrument ID..: I8		MDL.....: 0.29		
Zinc	533 J	20.0	ug/L	SW846 6020	09/09-09/16/09	LKDJ11CJ
		Dilution Factor: 1		Analysis Time..: 20:29	Analyst ID.....: 002260	
		Instrument ID..: I8		MDL.....: 0.60		
Mercury	ND	0.20	ug/L	SW846 7470A	09/09-09/10/09	LKDJ11CL
		Dilution Factor: 1		Analysis Time..: 16:05	Analyst ID.....: 001576	
		Instrument ID..: H1		MDL.....: 0.10		

NOTE(S):

J Method blank contamination. The associated method blank contains the target analyte at a reportable level.

B Estimated result. Result is less than RL.

Tetra Tech NUS, Inc

Client Sample ID: MSA-DMW3I-090309

DISSOLVED Metals

Lot-Sample #...: A9I040243-008 Matrix.....: WG
Date Sampled...: 09/03/09 08:55 Date Received..: 09/04/09

PARAMETER	RESULT	REPORTING LIMIT	UNITS	METHOD	PREPARATION-ANALYSIS DATE	WORK ORDER #
Prep Batch #...: 9252015						
Silver	ND	1.0	ug/L	SW846 6020	09/09-09/16/09	LKDKW1CF
		Dilution Factor: 1		Analysis Time..: 21:22	Analyst ID.....: 002260	
		Instrument ID..: I8		MDL.....: 0.020		
Arsenic	3.5 B	5.0	ug/L	SW846 6020	09/09-09/16/09	LKDKW1AP
		Dilution Factor: 1		Analysis Time..: 21:22	Analyst ID.....: 002260	
		Instrument ID..: I8		MDL.....: 0.12		
Barium	10.2 J	1.0	ug/L	SW846 6020	09/09-09/16/09	LKDKW1AQ
		Dilution Factor: 1		Analysis Time..: 21:22	Analyst ID.....: 002260	
		Instrument ID..: I8		MDL.....: 0.033		
Beryllium	0.13 B	1.0	ug/L	SW846 6020	09/09-09/17/09	LKDKW1AR
		Dilution Factor: 1		Analysis Time..: 12:31	Analyst ID.....: 002260	
		Instrument ID..: I8		MDL.....: 0.025		
Cadmium	76.9	1.0	ug/L	SW846 6020	09/09-09/16/09	LKDKW1AT
		Dilution Factor: 1		Analysis Time..: 21:22	Analyst ID.....: 002260	
		Instrument ID..: I8		MDL.....: 0.014		
Cobalt	201	1.0	ug/L	SW846 6020	09/09-09/16/09	LKDKW1AU
		Dilution Factor: 1		Analysis Time..: 21:22	Analyst ID.....: 002260	
		Instrument ID..: I8		MDL.....: 0.015		
Chromium	2.0 J	2.0	ug/L	SW846 6020	09/09-09/16/09	LKDKW1CK
		Dilution Factor: 1		Analysis Time..: 21:22	Analyst ID.....: 002260	
		Instrument ID..: I8		MDL.....: 0.042		
Copper	25.1 J	2.0	ug/L	SW846 6020	09/09-09/16/09	LKDKW1AV
		Dilution Factor: 1		Analysis Time..: 21:22	Analyst ID.....: 002260	
		Instrument ID..: I8		MDL.....: 0.079		
Iron	59900 J	50.0	ug/L	SW846 6020	09/09-09/16/09	LKDKW1AW
		Dilution Factor: 1		Analysis Time..: 21:22	Analyst ID.....: 002260	
		Instrument ID..: I8		MDL.....: 4.7		
Manganese	5690 J	1.0	ug/L	SW846 6020	09/09-09/16/09	LKDKW1CA
		Dilution Factor: 1		Analysis Time..: 21:22	Analyst ID.....: 002260	
		Instrument ID..: I8		MDL.....: 0.034		

(Continued on next page)

Tetra Tech NUS, Inc

Client Sample ID: MSA-DMW3I-090309

DISSOLVED Metals

Lot-Sample #...: A9I040243-008 Matrix.....: WG

PARAMETER	RESULT	REPORTING LIMIT	UNITS	METHOD	PREPARATION-ANALYSIS DATE	WORK ORDER #
Molybdenum	ND	2.0	ug/L	SW846 6020	09/09-09/16/09	LKDKW1CC
		Dilution Factor: 1		Analysis Time..: 21:22	Analyst ID.....: 002260	
		Instrument ID..: I8		MDL.....: 0.23		
Nickel	51.8	2.0	ug/L	SW846 6020	09/09-09/16/09	LKDKW1CD
		Dilution Factor: 1		Analysis Time..: 21:22	Analyst ID.....: 002260	
		Instrument ID..: I8		MDL.....: 0.048		
Lead	2.0 J	1.0	ug/L	SW846 6020	09/09-09/16/09	LKDKW1AX
		Dilution Factor: 1		Analysis Time..: 21:22	Analyst ID.....: 002260	
		Instrument ID..: I8		MDL.....: 0.028		
Antimony	0.088 B	2.0	ug/L	SW846 6020	09/09-09/16/09	LKDKW1AN
		Dilution Factor: 1		Analysis Time..: 21:22	Analyst ID.....: 002260	
		Instrument ID..: I8		MDL.....: 0.043		
Selenium	3.6 B	5.0	ug/L	SW846 6020	09/09-09/16/09	LKDKW1CE
		Dilution Factor: 1		Analysis Time..: 21:22	Analyst ID.....: 002260	
		Instrument ID..: I8		MDL.....: 0.14		
Thallium	0.35 B	1.0	ug/L	SW846 6020	09/09-09/16/09	LKDKW1CG
		Dilution Factor: 1		Analysis Time..: 21:22	Analyst ID.....: 002260	
		Instrument ID..: I8		MDL.....: 0.072		
Vanadium	5.2 B	20.0	ug/L	SW846 6020	09/09-09/16/09	LKDKW1CH
		Dilution Factor: 1		Analysis Time..: 21:22	Analyst ID.....: 002260	
		Instrument ID..: I8		MDL.....: 0.29		
Zinc	267 J	20.0	ug/L	SW846 6020	09/09-09/16/09	LKDKW1CJ
		Dilution Factor: 1		Analysis Time..: 21:22	Analyst ID.....: 002260	
		Instrument ID..: I8		MDL.....: 0.60		
Mercury	ND	0.20	ug/L	SW846 7470A	09/09-09/10/09	LKDKW1CL
		Dilution Factor: 1		Analysis Time..: 16:19	Analyst ID.....: 001576	
		Instrument ID..: H1		MDL.....: 0.10		

NOTE(S):

B Estimated result. Result is less than RL.

J Method blank contamination. The associated method blank contains the target analyte at a reportable level.

Tetra Tech NUS, Inc

Client Sample ID: MSA-DMW3S-090309

DISSOLVED Metals

Lot-Sample #...: A9I040243-009 Matrix.....: WG
Date Sampled...: 09/03/09 10:45 Date Received..: 09/04/09

PARAMETER	RESULT	REPORTING LIMIT	UNITS	METHOD	PREPARATION-ANALYSIS DATE	WORK ORDER #
Prep Batch #...: 9252015						
Silver	ND	1.0	ug/L	SW846 6020	09/09-09/16/09	LKDK01CF
		Dilution Factor: 1		Analysis Time..: 21:35	Analyst ID.....: 002260	
		Instrument ID..: I8		MDL.....: 0.020		
Arsenic	**4.9 B**	**5.0**	**ug/L**	**SW846 6020**	**09/09-09/16/09**	**LKDK01AD**
		Dilution Factor: 1		Analysis Time..: 21:35	Analyst ID.....: 002260	
		Instrument ID..: I8		MDL.....: 0.12		
Barium	**58.9 J**	**1.0**	**ug/L**	**SW846 6020**	**09/09-09/16/09**	**LKDK01AE**
		Dilution Factor: 1		Analysis Time..: 21:35	Analyst ID.....: 002260	
		Instrument ID..: I8		MDL.....: 0.033		
Beryllium	ND	1.0	ug/L	SW846 6020	09/09-09/17/09	LKDK01AF
		Dilution Factor: 1		Analysis Time..: 12:40	Analyst ID.....: 002260	
		Instrument ID..: I8		MDL.....: 0.025		
Cadmium	ND	1.0	ug/L	SW846 6020	09/09-09/16/09	LKDK01AG
		Dilution Factor: 1		Analysis Time..: 21:35	Analyst ID.....: 002260	
		Instrument ID..: I8		MDL.....: 0.014		
Cobalt	**0.36 B**	**1.0**	**ug/L**	**SW846 6020**	**09/09-09/16/09**	**LKDK01AH**
		Dilution Factor: 1		Analysis Time..: 21:35	Analyst ID.....: 002260	
		Instrument ID..: I8		MDL.....: 0.015		
Chromium	**0.61 B,J**	**2.0**	**ug/L**	**SW846 6020**	**09/09-09/16/09**	**LKDK01CK**
		Dilution Factor: 1		Analysis Time..: 21:35	Analyst ID.....: 002260	
		Instrument ID..: I8		MDL.....: 0.042		
Copper	**0.40 B,J**	**2.0**	**ug/L**	**SW846 6020**	**09/09-09/16/09**	**LKDK01AJ**
		Dilution Factor: 1		Analysis Time..: 21:35	Analyst ID.....: 002260	
		Instrument ID..: I8		MDL.....: 0.079		
Iron	**1240 J**	**50.0**	**ug/L**	**SW846 6020**	**09/09-09/16/09**	**LKDK01AK**
		Dilution Factor: 1		Analysis Time..: 21:35	Analyst ID.....: 002260	
		Instrument ID..: I8		MDL.....: 4.7		
Manganese	**330 J**	**1.0**	**ug/L**	**SW846 6020**	**09/09-09/16/09**	**LKDK01CA**
		Dilution Factor: 1		Analysis Time..: 21:35	Analyst ID.....: 002260	
		Instrument ID..: I8		MDL.....: 0.034		

(Continued on next page)

Tetra Tech NUS, Inc

Client Sample ID: MSA-DMW3S-090309

DISSOLVED Metals

Lot-Sample #...: A9I040243-009 Matrix.....: WG

PARAMETER	RESULT	REPORTING LIMIT	UNITS	METHOD	PREPARATION-ANALYSIS DATE	WORK ORDER #
Molybdenum	2.4	2.0	ug/L	SW846 6020	09/09-09/16/09	LKDK01CC
		Dilution Factor: 1		Analysis Time..: 21:35	Analyst ID.....: 002260	
		Instrument ID..: I8		MDL.....: 0.23		
Nickel	0.43 B	2.0	ug/L	SW846 6020	09/09-09/16/09	LKDK01CD
		Dilution Factor: 1		Analysis Time..: 21:35	Analyst ID.....: 002260	
		Instrument ID..: I8		MDL.....: 0.048		
Lead	0.13 B,J	1.0	ug/L	SW846 6020	09/09-09/16/09	LKDK01AL
		Dilution Factor: 1		Analysis Time..: 21:35	Analyst ID.....: 002260	
		Instrument ID..: I8		MDL.....: 0.028		
Antimony	0.16 B	2.0	ug/L	SW846 6020	09/09-09/16/09	LKDK01AC
		Dilution Factor: 1		Analysis Time..: 21:35	Analyst ID.....: 002260	
		Instrument ID..: I8		MDL.....: 0.043		
Selenium	ND	5.0	ug/L	SW846 6020	09/09-09/16/09	LKDK01CE
		Dilution Factor: 1		Analysis Time..: 21:35	Analyst ID.....: 002260	
		Instrument ID..: I8		MDL.....: 0.14		
Thallium	ND	1.0	ug/L	SW846 6020	09/09-09/16/09	LKDK01CG
		Dilution Factor: 1		Analysis Time..: 21:35	Analyst ID.....: 002260	
		Instrument ID..: I8		MDL.....: 0.072		
Vanadium	ND	20.0	ug/L	SW846 6020	09/09-09/16/09	LKDK01CH
		Dilution Factor: 1		Analysis Time..: 21:35	Analyst ID.....: 002260	
		Instrument ID..: I8		MDL.....: 0.29		
Zinc	5.3 B,J	20.0	ug/L	SW846 6020	09/09-09/16/09	LKDK01CJ
		Dilution Factor: 1		Analysis Time..: 21:35	Analyst ID.....: 002260	
		Instrument ID..: I8		MDL.....: 0.60		
Mercury	ND	0.20	ug/L	SW846 7470A	09/09-09/10/09	LKDK01CL
		Dilution Factor: 1		Analysis Time..: 16:07	Analyst ID.....: 001576	
		Instrument ID..: H1		MDL.....: 0.10		

NOTE(S):

B Estimated result. Result is less than RL.

J Method blank contamination. The associated method blank contains the target analyte at a reportable level.

Tetra Tech NUS, Inc

Client Sample ID: MSA-DMW4D-090309

DISSOLVED Metals

Lot-Sample #...: A9I040243-011 Matrix.....: WG
Date Sampled...: 09/03/09 15:30 Date Received..: 09/04/09

PARAMETER	RESULT	REPORTING LIMIT	UNITS	METHOD	PREPARATION-ANALYSIS DATE	WORK ORDER #
Prep Batch #...: 9252015						
Silver	ND	1.0	ug/L	SW846 6020	09/09-09/16/09	LKDLM1CP
		Dilution Factor: 1		Analysis Time..: 22:01	Analyst ID.....: 002260	
		Instrument ID..: I8		MDL.....: 0.020		
Arsenic	19.2	5.0	ug/L	SW846 6020	09/09-09/16/09	LKDLM1AD
		Dilution Factor: 1		Analysis Time..: 22:01	Analyst ID.....: 002260	
		Instrument ID..: I8		MDL.....: 0.12		
Barium	20.6 J	1.0	ug/L	SW846 6020	09/09-09/16/09	LKDLM1AE
		Dilution Factor: 1		Analysis Time..: 22:01	Analyst ID.....: 002260	
		Instrument ID..: I8		MDL.....: 0.033		
Beryllium	3.9	1.0	ug/L	SW846 6020	09/09-09/17/09	LKDLM1AF
		Dilution Factor: 1		Analysis Time..: 13:11	Analyst ID.....: 002260	
		Instrument ID..: I8		MDL.....: 0.025		
Cadmium	26.5	1.0	ug/L	SW846 6020	09/09-09/16/09	LKDLM1AG
		Dilution Factor: 1		Analysis Time..: 22:01	Analyst ID.....: 002260	
		Instrument ID..: I8		MDL.....: 0.014		
Cobalt	174	1.0	ug/L	SW846 6020	09/09-09/16/09	LKDLM1AH
		Dilution Factor: 1		Analysis Time..: 22:01	Analyst ID.....: 002260	
		Instrument ID..: I8		MDL.....: 0.015		
Chromium	2.8 J	2.0	ug/L	SW846 6020	09/09-09/16/09	LKDLM1CU
		Dilution Factor: 1		Analysis Time..: 22:01	Analyst ID.....: 002260	
		Instrument ID..: I8		MDL.....: 0.042		
Copper	67.8 J	2.0	ug/L	SW846 6020	09/09-09/16/09	LKDLM1AJ
		Dilution Factor: 1		Analysis Time..: 22:01	Analyst ID.....: 002260	
		Instrument ID..: I8		MDL.....: 0.079		
Iron	224 J	50.0	ug/L	SW846 6020	09/09-09/16/09	LKDLM1AK
		Dilution Factor: 1		Analysis Time..: 22:01	Analyst ID.....: 002260	
		Instrument ID..: I8		MDL.....: 4.7		
Manganese	6960 J	1.0	ug/L	SW846 6020	09/09-09/16/09	LKDLM1CK
		Dilution Factor: 1		Analysis Time..: 22:01	Analyst ID.....: 002260	
		Instrument ID..: I8		MDL.....: 0.034		

(Continued on next page)

Tetra Tech NUS, Inc

Client Sample ID: MSA-DMW4D-090309

DISSOLVED Metals

Lot-Sample #...: A9I040243-011 Matrix.....: WG

PARAMETER	RESULT	REPORTING LIMIT	UNITS	METHOD	PREPARATION-ANALYSIS DATE	WORK ORDER #
Molybdenum	ND	2.0	ug/L	SW846 6020	09/09-09/16/09	LKDLM1CL
		Dilution Factor: 1		Analysis Time..: 22:01	Analyst ID.....: 002260	
		Instrument ID..: I8		MDL.....: 0.23		
Nickel	125	2.0	ug/L	SW846 6020	09/09-09/16/09	LKDLM1CM
		Dilution Factor: 1		Analysis Time..: 22:01	Analyst ID.....: 002260	
		Instrument ID..: I8		MDL.....: 0.048		
Lead	1.4 J	1.0	ug/L	SW846 6020	09/09-09/16/09	LKDLM1AL
		Dilution Factor: 1		Analysis Time..: 22:01	Analyst ID.....: 002260	
		Instrument ID..: I8		MDL.....: 0.028		
Antimony	ND	2.0	ug/L	SW846 6020	09/09-09/16/09	LKDLM1AC
		Dilution Factor: 1		Analysis Time..: 22:01	Analyst ID.....: 002260	
		Instrument ID..: I8		MDL.....: 0.043		
Selenium	37.4	5.0	ug/L	SW846 6020	09/09-09/16/09	LKDLM1CN
		Dilution Factor: 1		Analysis Time..: 22:01	Analyst ID.....: 002260	
		Instrument ID..: I8		MDL.....: 0.14		
Thallium	0.21 B	1.0	ug/L	SW846 6020	09/09-09/16/09	LKDLM1CQ
		Dilution Factor: 1		Analysis Time..: 22:01	Analyst ID.....: 002260	
		Instrument ID..: I8		MDL.....: 0.072		
Vanadium	ND	20.0	ug/L	SW846 6020	09/09-09/16/09	LKDLM1CR
		Dilution Factor: 1		Analysis Time..: 22:01	Analyst ID.....: 002260	
		Instrument ID..: I8		MDL.....: 0.29		
Zinc	369 J	20.0	ug/L	SW846 6020	09/09-09/16/09	LKDLM1CT
		Dilution Factor: 1		Analysis Time..: 22:01	Analyst ID.....: 002260	
		Instrument ID..: I8		MDL.....: 0.60		
Mercury	0.34	0.20	ug/L	SW846 7470A	09/09-09/10/09	LKDLM1CV
		Dilution Factor: 1		Analysis Time..: 16:22	Analyst ID.....: 001576	
		Instrument ID..: H1		MDL.....: 0.10		

NOTE(S):

J Method blank contamination. The associated method blank contains the target analyte at a reportable level.

B Estimated result. Result is less than RL.

Tetra Tech NUS, Inc

Client Sample ID: MSA-DMW4S-090309

DISSOLVED Metals

Lot-Sample #...: A9I040243-010 Matrix.....: WG
Date Sampled...: 09/03/09 13:15 Date Received..: 09/04/09

PARAMETER	RESULT	REPORTING LIMIT	UNITS	METHOD	PREPARATION-ANALYSIS DATE	WORK ORDER #
Prep Batch #...: 9252015						
Silver	ND	1.0	ug/L	SW846 6020	09/09-09/16/09	LKDK11CF
		Dilution Factor: 1		Analysis Time..: 21:48	Analyst ID.....: 002260	
		Instrument ID..: I8		MDL.....: 0.020		
Arsenic	3.9 B	5.0	ug/L	SW846 6020	09/09-09/16/09	LKDK11A2
		Dilution Factor: 1		Analysis Time..: 21:48	Analyst ID.....: 002260	
		Instrument ID..: I8		MDL.....: 0.12		
Barium	10.5 J	1.0	ug/L	SW846 6020	09/09-09/16/09	LKDK11A3
		Dilution Factor: 1		Analysis Time..: 21:48	Analyst ID.....: 002260	
		Instrument ID..: I8		MDL.....: 0.033		
Beryllium	0.96 B	1.0	ug/L	SW846 6020	09/09-09/17/09	LKDK11A4
		Dilution Factor: 1		Analysis Time..: 13:00	Analyst ID.....: 002260	
		Instrument ID..: I8		MDL.....: 0.025		
Cadmium	6.6	1.0	ug/L	SW846 6020	09/09-09/16/09	LKDK11A5
		Dilution Factor: 1		Analysis Time..: 21:48	Analyst ID.....: 002260	
		Instrument ID..: I8		MDL.....: 0.014		
Cobalt	62.8	1.0	ug/L	SW846 6020	09/09-09/16/09	LKDK11A6
		Dilution Factor: 1		Analysis Time..: 21:48	Analyst ID.....: 002260	
		Instrument ID..: I8		MDL.....: 0.015		
Chromium	1.1 B,J	2.0	ug/L	SW846 6020	09/09-09/16/09	LKDK11CK
		Dilution Factor: 1		Analysis Time..: 21:48	Analyst ID.....: 002260	
		Instrument ID..: I8		MDL.....: 0.042		
Copper	3.0 J	2.0	ug/L	SW846 6020	09/09-09/16/09	LKDK11A7
		Dilution Factor: 1		Analysis Time..: 21:48	Analyst ID.....: 002260	
		Instrument ID..: I8		MDL.....: 0.079		
Iron	47900 J	50.0	ug/L	SW846 6020	09/09-09/16/09	LKDK11A8
		Dilution Factor: 1		Analysis Time..: 21:48	Analyst ID.....: 002260	
		Instrument ID..: I8		MDL.....: 4.7		
Manganese	6240 J	1.0	ug/L	SW846 6020	09/09-09/16/09	LKDK11CA
		Dilution Factor: 1		Analysis Time..: 21:48	Analyst ID.....: 002260	
		Instrument ID..: I8		MDL.....: 0.034		

(Continued on next page)

Tetra Tech NUS, Inc

Client Sample ID: MSA-DMW4S-090309

DISSOLVED Metals

Lot-Sample #...: A9I040243-010 Matrix.....: WG

PARAMETER	RESULT	REPORTING LIMIT	UNITS	METHOD	PREPARATION-ANALYSIS DATE	WORK ORDER #
Molybdenum	ND	2.0	ug/L	SW846 6020	09/09-09/16/09	LKDK11CC
		Dilution Factor: 1		Analysis Time..: 21:48	Analyst ID.....: 002260	
		Instrument ID..: I8		MDL.....: 0.23		
Nickel	**23.9**	**2.0**	**ug/L**	**SW846 6020**	**09/09-09/16/09**	**LKDK11CD**
		Dilution Factor: 1		Analysis Time..: 21:48	Analyst ID.....: 002260	
		Instrument ID..: I8		MDL.....: 0.048		
Lead	**1.2 J**	**1.0**	**ug/L**	**SW846 6020**	**09/09-09/16/09**	**LKDK11A9**
		Dilution Factor: 1		Analysis Time..: 21:48	Analyst ID.....: 002260	
		Instrument ID..: I8		MDL.....: 0.028		
Antimony	**0.074 B**	**2.0**	**ug/L**	**SW846 6020**	**09/09-09/16/09**	**LKDK11A1**
		Dilution Factor: 1		Analysis Time..: 21:48	Analyst ID.....: 002260	
		Instrument ID..: I8		MDL.....: 0.043		
Selenium	**4.0 B**	**5.0**	**ug/L**	**SW846 6020**	**09/09-09/16/09**	**LKDK11CE**
		Dilution Factor: 1		Analysis Time..: 21:48	Analyst ID.....: 002260	
		Instrument ID..: I8		MDL.....: 0.14		
Thallium	ND	1.0	ug/L	SW846 6020	09/09-09/16/09	LKDK11CG
		Dilution Factor: 1		Analysis Time..: 21:48	Analyst ID.....: 002260	
		Instrument ID..: I8		MDL.....: 0.072		
Vanadium	ND	20.0	ug/L	SW846 6020	09/09-09/16/09	LKDK11CH
		Dilution Factor: 1		Analysis Time..: 21:48	Analyst ID.....: 002260	
		Instrument ID..: I8		MDL.....: 0.29		
Zinc	**114 J**	**20.0**	**ug/L**	**SW846 6020**	**09/09-09/16/09**	**LKDK11CJ**
		Dilution Factor: 1		Analysis Time..: 21:48	Analyst ID.....: 002260	
		Instrument ID..: I8		MDL.....: 0.60		
Mercury	ND	0.20	ug/L	SW846 7470A	09/09-09/10/09	LKDK11CL
		Dilution Factor: 1		Analysis Time..: 16:09	Analyst ID.....: 001576	
		Instrument ID..: H1		MDL.....: 0.10		

NOTE(S):

B Estimated result. Result is less than RL.

J Method blank contamination. The associated method blank contains the target analyte at a reportable level.

Tetra Tech NUS, Inc

Client Sample ID: MSA-DMW5S-090309

DISSOLVED Metals

Lot-Sample #...: A9I040243-006 Matrix.....: WG
Date Sampled...: 09/03/09 12:11 Date Received..: 09/04/09

PARAMETER	RESULT	REPORTING LIMIT	UNITS	METHOD	PREPARATION-ANALYSIS DATE	WORK ORDER #
Prep Batch #...: 9252015						
Silver	ND	1.0	ug/L	SW846 6020	09/09-09/16/09	LKDKF1CF
		Dilution Factor: 1		Analysis Time..: 20:42	Analyst ID.....: 002260	
		Instrument ID..: I8		MDL.....: 0.020		
Arsenic	12.9	5.0	ug/L	SW846 6020	09/09-09/16/09	LKDKF1AD
		Dilution Factor: 1		Analysis Time..: 20:42	Analyst ID.....: 002260	
		Instrument ID..: I8		MDL.....: 0.12		
Barium	13.4 J	1.0	ug/L	SW846 6020	09/09-09/16/09	LKDKF1AE
		Dilution Factor: 1		Analysis Time..: 20:42	Analyst ID.....: 002260	
		Instrument ID..: I8		MDL.....: 0.033		
Beryllium	4.3	1.0	ug/L	SW846 6020	09/09-09/17/09	LKDKF1AF
		Dilution Factor: 1		Analysis Time..: 12:12	Analyst ID.....: 002260	
		Instrument ID..: I8		MDL.....: 0.025		
Cadmium	4.6	1.0	ug/L	SW846 6020	09/09-09/16/09	LKDKF1AG
		Dilution Factor: 1		Analysis Time..: 20:42	Analyst ID.....: 002260	
		Instrument ID..: I8		MDL.....: 0.014		
Cobalt	90.9	1.0	ug/L	SW846 6020	09/09-09/16/09	LKDKF1AH
		Dilution Factor: 1		Analysis Time..: 20:42	Analyst ID.....: 002260	
		Instrument ID..: I8		MDL.....: 0.015		
Chromium	5.4 J	2.0	ug/L	SW846 6020	09/09-09/16/09	LKDKF1CK
		Dilution Factor: 1		Analysis Time..: 20:42	Analyst ID.....: 002260	
		Instrument ID..: I8		MDL.....: 0.042		
Copper	5.4 J	2.0	ug/L	SW846 6020	09/09-09/16/09	LKDKF1AJ
		Dilution Factor: 1		Analysis Time..: 20:42	Analyst ID.....: 002260	
		Instrument ID..: I8		MDL.....: 0.079		
Iron	26000 J	50.0	ug/L	SW846 6020	09/09-09/16/09	LKDKF1AK
		Dilution Factor: 1		Analysis Time..: 20:42	Analyst ID.....: 002260	
		Instrument ID..: I8		MDL.....: 4.7		
Manganese	4690 J	1.0	ug/L	SW846 6020	09/09-09/16/09	LKDKF1CA
		Dilution Factor: 1		Analysis Time..: 20:42	Analyst ID.....: 002260	
		Instrument ID..: I8		MDL.....: 0.034		

(Continued on next page)

Tetra Tech NUS, Inc

Client Sample ID: MSA-DMW5S-090309

DISSOLVED Metals

Lot-Sample #...: A9I040243-006 Matrix.....: WG

PARAMETER	RESULT	REPORTING LIMIT	UNITS	METHOD	PREPARATION-ANALYSIS DATE	WORK ORDER #
Molybdenum	ND	2.0	ug/L	SW846 6020	09/09-09/16/09	LKDKF1CC
		Dilution Factor: 1		Analysis Time..: 20:42	Analyst ID.....: 002260	
		Instrument ID..: I8		MDL.....: 0.23		
Nickel	80.0	2.0	ug/L	SW846 6020	09/09-09/16/09	LKDKF1CD
		Dilution Factor: 1		Analysis Time..: 20:42	Analyst ID.....: 002260	
		Instrument ID..: I8		MDL.....: 0.048		
Lead	3.1 J	1.0	ug/L	SW846 6020	09/09-09/16/09	LKDKF1AL
		Dilution Factor: 1		Analysis Time..: 20:42	Analyst ID.....: 002260	
		Instrument ID..: I8		MDL.....: 0.028		
Antimony	0.067 B	2.0	ug/L	SW846 6020	09/09-09/16/09	LKDKF1AC
		Dilution Factor: 1		Analysis Time..: 20:42	Analyst ID.....: 002260	
		Instrument ID..: I8		MDL.....: 0.043		
Selenium	20.6	5.0	ug/L	SW846 6020	09/09-09/16/09	LKDKF1CE
		Dilution Factor: 1		Analysis Time..: 20:42	Analyst ID.....: 002260	
		Instrument ID..: I8		MDL.....: 0.14		
Thallium	0.20 B	1.0	ug/L	SW846 6020	09/09-09/16/09	LKDKF1CG
		Dilution Factor: 1		Analysis Time..: 20:42	Analyst ID.....: 002260	
		Instrument ID..: I8		MDL.....: 0.072		
Vanadium	12.2 B	20.0	ug/L	SW846 6020	09/09-09/16/09	LKDKF1CH
		Dilution Factor: 1		Analysis Time..: 20:42	Analyst ID.....: 002260	
		Instrument ID..: I8		MDL.....: 0.29		
Zinc	211 J	20.0	ug/L	SW846 6020	09/09-09/16/09	LKDKF1CJ
		Dilution Factor: 1		Analysis Time..: 20:42	Analyst ID.....: 002260	
		Instrument ID..: I8		MDL.....: 0.60		
Mercury	ND	0.20	ug/L	SW846 7470A	09/09-09/10/09	LKDKF1CL
		Dilution Factor: 1		Analysis Time..: 16:12	Analyst ID.....: 001576	
		Instrument ID..: H1		MDL.....: 0.10		

NOTE(S):

J Method blank contamination. The associated method blank contains the target analyte at a reportable level.

B Estimated result. Result is less than RL.

Tetra Tech NUS, Inc

Client Sample ID: MSA-DMW6D-090309

DISSOLVED Metals

Lot-Sample #...: A9I040243-003 Matrix.....: WG
Date Sampled...: 09/03/09 11:40 Date Received..: 09/04/09

PARAMETER	RESULT	REPORTING LIMIT	UNITS	METHOD	PREPARATION-ANALYSIS DATE	WORK ORDER #
Prep Batch #...: 9252015						
Silver	ND	1.0 Dilution Factor: 1 Instrument ID..: I8	ug/L	SW846 6020 Analysis Time..: 20:16 MDL.....: 0.020	09/09-09/16/09 Analyst ID.....: 002260	LKDHG1CF
Arsenic	0.22 B	5.0 Dilution Factor: 1 Instrument ID..: I8	ug/L	SW846 6020 Analysis Time..: 20:16 MDL.....: 0.12	09/09-09/16/09 Analyst ID.....: 002260	LKDHG1AP
Barium	54.3 J	1.0 Dilution Factor: 1 Instrument ID..: I8	ug/L	SW846 6020 Analysis Time..: 20:16 MDL.....: 0.033	09/09-09/16/09 Analyst ID.....: 002260	LKDHG1AQ
Beryllium	0.68 B	1.0 Dilution Factor: 1 Instrument ID..: I8	ug/L	SW846 6020 Analysis Time..: 11:37 MDL.....: 0.025	09/09-09/17/09 Analyst ID.....: 002260	LKDHG1AR
Cadmium	0.71 B	1.0 Dilution Factor: 1 Instrument ID..: I8	ug/L	SW846 6020 Analysis Time..: 20:16 MDL.....: 0.014	09/09-09/16/09 Analyst ID.....: 002260	LKDHG1AT
Cobalt	29.0	1.0 Dilution Factor: 1 Instrument ID..: I8	ug/L	SW846 6020 Analysis Time..: 20:16 MDL.....: 0.015	09/09-09/16/09 Analyst ID.....: 002260	LKDHG1AU
Chromium	1.2 B,J	2.0 Dilution Factor: 1 Instrument ID..: I8	ug/L	SW846 6020 Analysis Time..: 20:16 MDL.....: 0.042	09/09-09/16/09 Analyst ID.....: 002260	LKDHG1CK
Copper	17.2 J	2.0 Dilution Factor: 1 Instrument ID..: I8	ug/L	SW846 6020 Analysis Time..: 20:16 MDL.....: 0.079	09/09-09/16/09 Analyst ID.....: 002260	LKDHG1AV
Iron	70.7 J	50.0 Dilution Factor: 1 Instrument ID..: I8	ug/L	SW846 6020 Analysis Time..: 20:16 MDL.....: 4.7	09/09-09/16/09 Analyst ID.....: 002260	LKDHG1AW
Manganese	789 J	1.0 Dilution Factor: 1 Instrument ID..: I8	ug/L	SW846 6020 Analysis Time..: 20:16 MDL.....: 0.034	09/09-09/16/09 Analyst ID.....: 002260	LKDHG1CA

(Continued on next page)

Tetra Tech NUS, Inc

Client Sample ID: MSA-DMW6D-090309

DISSOLVED Metals

Lot-Sample #...: A9I040243-003 Matrix.....: WG

PARAMETER	RESULT	REPORTING LIMIT	UNITS	METHOD	PREPARATION-ANALYSIS DATE	WORK ORDER #
Molybdenum	0.36 B	2.0	ug/L	SW846 6020	09/09-09/16/09	LKDHG1CC
		Dilution Factor: 1		Analysis Time..: 20:16	Analyst ID.....: 002260	
		Instrument ID..: I8		MDL.....: 0.23		
Nickel	38.3	2.0	ug/L	SW846 6020	09/09-09/16/09	LKDHG1CD
		Dilution Factor: 1		Analysis Time..: 20:16	Analyst ID.....: 002260	
		Instrument ID..: I8		MDL.....: 0.048		
Lead	1.7 J	1.0	ug/L	SW846 6020	09/09-09/16/09	LKDHG1AX
		Dilution Factor: 1		Analysis Time..: 20:16	Analyst ID.....: 002260	
		Instrument ID..: I8		MDL.....: 0.028		
Antimony	ND	2.0	ug/L	SW846 6020	09/09-09/16/09	LKDHG1AN
		Dilution Factor: 1		Analysis Time..: 20:16	Analyst ID.....: 002260	
		Instrument ID..: I8		MDL.....: 0.043		
Selenium	1.8 B	5.0	ug/L	SW846 6020	09/09-09/16/09	LKDHG1CE
		Dilution Factor: 1		Analysis Time..: 20:16	Analyst ID.....: 002260	
		Instrument ID..: I8		MDL.....: 0.14		
Thallium	ND	1.0	ug/L	SW846 6020	09/09-09/16/09	LKDHG1CG
		Dilution Factor: 1		Analysis Time..: 20:16	Analyst ID.....: 002260	
		Instrument ID..: I8		MDL.....: 0.072		
Vanadium	ND	20.0	ug/L	SW846 6020	09/09-09/16/09	LKDHG1CH
		Dilution Factor: 1		Analysis Time..: 20:16	Analyst ID.....: 002260	
		Instrument ID..: I8		MDL.....: 0.29		
Zinc	106 J	20.0	ug/L	SW846 6020	09/09-09/16/09	LKDHG1CJ
		Dilution Factor: 1		Analysis Time..: 20:16	Analyst ID.....: 002260	
		Instrument ID..: I8		MDL.....: 0.60		
Mercury	0.14 B	0.20	ug/L	SW846 7470A	09/09-09/10/09	LKDHG1CL
		Dilution Factor: 1		Analysis Time..: 16:00	Analyst ID.....: 001576	
		Instrument ID..: H1		MDL.....: 0.10		

NOTE(S):

B Estimated result. Result is less than RL.

J Method blank contamination. The associated method blank contains the target analyte at a reportable level.

Tetra Tech NUS, Inc

Client Sample ID: MSA-DMW6I-090309

DISSOLVED Metals

Lot-Sample #...: A9I040243-002 Matrix.....: WG
Date Sampled...: 09/03/09 10:15 Date Received..: 09/04/09

PARAMETER	RESULT	REPORTING LIMIT	UNITS	METHOD	PREPARATION-ANALYSIS DATE	WORK ORDER #
Prep Batch #...: 9252015						
Silver	ND	1.0 Dilution Factor: 1 Instrument ID..: I8	ug/L	SW846 6020 Analysis Time..: 20:03 MDL.....: 0.020	09/09-09/16/09 Analyst ID.....: 002260	LKDHE1CF
Arsenic	1.9 B	5.0 Dilution Factor: 1 Instrument ID..: I8	ug/L	SW846 6020 Analysis Time..: 20:03 MDL.....: 0.12	09/09-09/16/09 Analyst ID.....: 002260	LKDHE1AD
Barium	11.9 J	1.0 Dilution Factor: 1 Instrument ID..: I8	ug/L	SW846 6020 Analysis Time..: 20:03 MDL.....: 0.033	09/09-09/16/09 Analyst ID.....: 002260	LKDHE1AE
Beryllium	4.2	1.0 Dilution Factor: 1 Instrument ID..: I8	ug/L	SW846 6020 Analysis Time..: 11:28 MDL.....: 0.025	09/09-09/17/09 Analyst ID.....: 002260	LKDHE1AF
Cadmium	4.8	1.0 Dilution Factor: 1 Instrument ID..: I8	ug/L	SW846 6020 Analysis Time..: 20:03 MDL.....: 0.014	09/09-09/16/09 Analyst ID.....: 002260	LKDHE1AG
Cobalt	59.2	1.0 Dilution Factor: 1 Instrument ID..: I8	ug/L	SW846 6020 Analysis Time..: 20:03 MDL.....: 0.015	09/09-09/16/09 Analyst ID.....: 002260	LKDHE1AH
Chromium	2.3 J	2.0 Dilution Factor: 1 Instrument ID..: I8	ug/L	SW846 6020 Analysis Time..: 20:03 MDL.....: 0.042	09/09-09/16/09 Analyst ID.....: 002260	LKDHE1CK
Copper	66.0 J	2.0 Dilution Factor: 1 Instrument ID..: I8	ug/L	SW846 6020 Analysis Time..: 20:03 MDL.....: 0.079	09/09-09/16/09 Analyst ID.....: 002260	LKDHE1AJ
Iron	24700 J	50.0 Dilution Factor: 1 Instrument ID..: I8	ug/L	SW846 6020 Analysis Time..: 20:03 MDL.....: 4.7	09/09-09/16/09 Analyst ID.....: 002260	LKDHE1AK
Manganese	4850 J	1.0 Dilution Factor: 1 Instrument ID..: I8	ug/L	SW846 6020 Analysis Time..: 20:03 MDL.....: 0.034	09/09-09/16/09 Analyst ID.....: 002260	LKDHE1CA

(Continued on next page)

Tetra Tech NUS, Inc

Client Sample ID: MSA-DMW6I-090309

DISSOLVED Metals

Lot-Sample #...: A9I040243-002 Matrix.....: WG

PARAMETER	RESULT	REPORTING LIMIT	UNITS	METHOD	PREPARATION-ANALYSIS DATE	WORK ORDER #
Molybdenum	0.88 B	2.0	ug/L	SW846 6020	09/09-09/16/09	LKDHE1CC
		Dilution Factor: 1		Analysis Time..: 20:03	Analyst ID.....: 002260	
		Instrument ID..: I8		MDL.....: 0.23		
Nickel	57.3	2.0	ug/L	SW846 6020	09/09-09/16/09	LKDHE1CD
		Dilution Factor: 1		Analysis Time..: 20:03	Analyst ID.....: 002260	
		Instrument ID..: I8		MDL.....: 0.048		
Lead	6.1 J	1.0	ug/L	SW846 6020	09/09-09/16/09	LKDHE1AL
		Dilution Factor: 1		Analysis Time..: 20:03	Analyst ID.....: 002260	
		Instrument ID..: I8		MDL.....: 0.028		
Antimony	0.18 B	2.0	ug/L	SW846 6020	09/09-09/16/09	LKDHE1AC
		Dilution Factor: 1		Analysis Time..: 20:03	Analyst ID.....: 002260	
		Instrument ID..: I8		MDL.....: 0.043		
Selenium	2.3 B	5.0	ug/L	SW846 6020	09/09-09/16/09	LKDHE1CE
		Dilution Factor: 1		Analysis Time..: 20:03	Analyst ID.....: 002260	
		Instrument ID..: I8		MDL.....: 0.14		
Thallium	0.29 B	1.0	ug/L	SW846 6020	09/09-09/16/09	LKDHE1CG
		Dilution Factor: 1		Analysis Time..: 20:03	Analyst ID.....: 002260	
		Instrument ID..: I8		MDL.....: 0.072		
Vanadium	0.79 B	20.0	ug/L	SW846 6020	09/09-09/16/09	LKDHE1CH
		Dilution Factor: 1		Analysis Time..: 20:03	Analyst ID.....: 002260	
		Instrument ID..: I8		MDL.....: 0.29		
Zinc	286 J	20.0	ug/L	SW846 6020	09/09-09/16/09	LKDHE1CJ
		Dilution Factor: 1		Analysis Time..: 20:03	Analyst ID.....: 002260	
		Instrument ID..: I8		MDL.....: 0.60		
Mercury	ND	0.20	ug/L	SW846 7470A	09/09-09/10/09	LKDHE1CL
		Dilution Factor: 1		Analysis Time..: 15:57	Analyst ID.....: 001576	
		Instrument ID..: H1		MDL.....: 0.10		

NOTE(S):

B Estimated result. Result is less than RL.

J Method blank contamination. The associated method blank contains the target analyte at a reportable level.

Tetra Tech NUS, Inc

Client Sample ID: MSA-DMW6S-090309

DISSOLVED Metals

Lot-Sample #...: A9I040243-001 Matrix.....: WG
Date Sampled...: 09/03/09 09:05 Date Received..: 09/04/09

PARAMETER	RESULT	REPORTING LIMIT	UNITS	METHOD	PREPARATION-ANALYSIS DATE	WORK ORDER #
Prep Batch #...: 9252015						
Silver	ND	1.0	ug/L	SW846 6020	09/09-09/16/09	LKDGK1CF
		Dilution Factor: 1		Analysis Time..: 19:10	Analyst ID.....: 002260	
		Instrument ID..: I8		MDL.....: 0.020		
Arsenic	6.5	5.0	ug/L	SW846 6020	09/09-09/16/09	LKDGK1A2
		Dilution Factor: 1		Analysis Time..: 19:10	Analyst ID.....: 002260	
		Instrument ID..: I8		MDL.....: 0.12		
Barium	41.5 J	1.0	ug/L	SW846 6020	09/09-09/16/09	LKDGK1A3
		Dilution Factor: 1		Analysis Time..: 19:10	Analyst ID.....: 002260	
		Instrument ID..: I8		MDL.....: 0.033		
Beryllium	ND	1.0	ug/L	SW846 6020	09/09-09/17/09	LKDGK1A4
		Dilution Factor: 1		Analysis Time..: 11:09	Analyst ID.....: 002260	
		Instrument ID..: I8		MDL.....: 0.025		
Cadmium	ND	1.0	ug/L	SW846 6020	09/09-09/16/09	LKDGK1A5
		Dilution Factor: 1		Analysis Time..: 19:10	Analyst ID.....: 002260	
		Instrument ID..: I8		MDL.....: 0.014		
Cobalt	5.9	1.0	ug/L	SW846 6020	09/09-09/16/09	LKDGK1A6
		Dilution Factor: 1		Analysis Time..: 19:10	Analyst ID.....: 002260	
		Instrument ID..: I8		MDL.....: 0.015		
Chromium	0.66 B,J	2.0	ug/L	SW846 6020	09/09-09/16/09	LKDGK1CK
		Dilution Factor: 1		Analysis Time..: 19:10	Analyst ID.....: 002260	
		Instrument ID..: I8		MDL.....: 0.042		
Copper	0.49 B,J	2.0	ug/L	SW846 6020	09/09-09/16/09	LKDGK1A7
		Dilution Factor: 1		Analysis Time..: 19:10	Analyst ID.....: 002260	
		Instrument ID..: I8		MDL.....: 0.079		
Iron	218000 J	50.0	ug/L	SW846 6020	09/09-09/16/09	LKDGK1A8
		Dilution Factor: 1		Analysis Time..: 19:10	Analyst ID.....: 002260	
		Instrument ID..: I8		MDL.....: 4.7		
Manganese	1700 J	1.0	ug/L	SW846 6020	09/09-09/16/09	LKDGK1CA
		Dilution Factor: 1		Analysis Time..: 19:10	Analyst ID.....: 002260	
		Instrument ID..: I8		MDL.....: 0.034		

(Continued on next page)

Tetra Tech NUS, Inc

Client Sample ID: MSA-DMW6S-090309

DISSOLVED Metals

Lot-Sample #...: A9I040243-001 Matrix.....: WG

PARAMETER	RESULT	REPORTING LIMIT	UNITS	METHOD	PREPARATION-ANALYSIS DATE	WORK ORDER #
Molybdenum	ND	2.0	ug/L	SW846 6020	09/09-09/16/09	LKDGK1CC
		Dilution Factor: 1		Analysis Time..: 19:10	Analyst ID.....: 002260	
		Instrument ID..: I8		MDL.....: 0.23		
Nickel	2.5	2.0	ug/L	SW846 6020	09/09-09/16/09	LKDGK1CD
		Dilution Factor: 1		Analysis Time..: 19:10	Analyst ID.....: 002260	
		Instrument ID..: I8		MDL.....: 0.048		
Lead	0.13 B,J	1.0	ug/L	SW846 6020	09/09-09/16/09	LKDGK1A9
		Dilution Factor: 1		Analysis Time..: 19:10	Analyst ID.....: 002260	
		Instrument ID..: I8		MDL.....: 0.028		
Antimony	0.22 B	2.0	ug/L	SW846 6020	09/09-09/16/09	LKDGK1A1
		Dilution Factor: 1		Analysis Time..: 19:10	Analyst ID.....: 002260	
		Instrument ID..: I8		MDL.....: 0.043		
Selenium	0.36 B	5.0	ug/L	SW846 6020	09/09-09/16/09	LKDGK1CE
		Dilution Factor: 1		Analysis Time..: 19:10	Analyst ID.....: 002260	
		Instrument ID..: I8		MDL.....: 0.14		
Thallium	ND	1.0	ug/L	SW846 6020	09/09-09/16/09	LKDGK1CG
		Dilution Factor: 1		Analysis Time..: 19:10	Analyst ID.....: 002260	
		Instrument ID..: I8		MDL.....: 0.072		
Vanadium	ND	20.0	ug/L	SW846 6020	09/09-09/16/09	LKDGK1CH
		Dilution Factor: 1		Analysis Time..: 19:10	Analyst ID.....: 002260	
		Instrument ID..: I8		MDL.....: 0.29		
Zinc	7.1 B,J	20.0	ug/L	SW846 6020	09/09-09/16/09	LKDGK1CJ
		Dilution Factor: 1		Analysis Time..: 19:10	Analyst ID.....: 002260	
		Instrument ID..: I8		MDL.....: 0.60		
Mercury	ND	0.20	ug/L	SW846 7470A	09/09-09/10/09	LKDGK1CL
		Dilution Factor: 1		Analysis Time..: 15:55	Analyst ID.....: 001576	
		Instrument ID..: H1		MDL.....: 0.10		

NOTE(S):

J Method blank contamination. The associated method blank contains the target analyte at a reportable level.

B Estimated result. Result is less than RL.

Tetra Tech NUS, Inc

Client Sample ID: MSA-MW29D-090309

DISSOLVED Metals

Lot-Sample #...: A9I040243-007
Date Sampled...: 09/03/09 15:03 Date Received..: 09/04/09

Matrix.....: WG

PARAMETER	RESULT	REPORTING LIMIT	UNITS	METHOD	PREPARATION-ANALYSIS DATE	WORK ORDER #
Prep Batch #...: 9252015						
Silver	ND	1.0	ug/L	SW846 6020	09/09-09/16/09	LKDKT1CF
		Dilution Factor: 1		Analysis Time..: 21:09	Analyst ID.....: 002260	
		Instrument ID..: I8		MDL.....: 0.020		
Arsenic	ND	5.0	ug/L	SW846 6020	09/09-09/16/09	LKDKT1AP
		Dilution Factor: 1		Analysis Time..: 21:09	Analyst ID.....: 002260	
		Instrument ID..: I8		MDL.....: 0.12		
Barium	4.9 J	1.0	ug/L	SW846 6020	09/09-09/16/09	LKDKT1AQ
		Dilution Factor: 1		Analysis Time..: 21:09	Analyst ID.....: 002260	
		Instrument ID..: I8		MDL.....: 0.033		
Beryllium	0.042 B	1.0	ug/L	SW846 6020	09/09-09/17/09	LKDKT1AR
		Dilution Factor: 1		Analysis Time..: 12:22	Analyst ID.....: 002260	
		Instrument ID..: I8		MDL.....: 0.025		
Cadmium	0.23 B	1.0	ug/L	SW846 6020	09/09-09/16/09	LKDKT1AT
		Dilution Factor: 1		Analysis Time..: 21:09	Analyst ID.....: 002260	
		Instrument ID..: I8		MDL.....: 0.014		
Cobalt	1.6	1.0	ug/L	SW846 6020	09/09-09/16/09	LKDKT1AU
		Dilution Factor: 1		Analysis Time..: 21:09	Analyst ID.....: 002260	
		Instrument ID..: I8		MDL.....: 0.015		
Chromium	0.34 B,J	2.0	ug/L	SW846 6020	09/09-09/16/09	LKDKT1CK
		Dilution Factor: 1		Analysis Time..: 21:09	Analyst ID.....: 002260	
		Instrument ID..: I8		MDL.....: 0.042		
Copper	4.6 J	2.0	ug/L	SW846 6020	09/09-09/16/09	LKDKT1AV
		Dilution Factor: 1		Analysis Time..: 21:09	Analyst ID.....: 002260	
		Instrument ID..: I8		MDL.....: 0.079		
Iron	ND	50.0	ug/L	SW846 6020	09/09-09/16/09	LKDKT1AW
		Dilution Factor: 1		Analysis Time..: 21:09	Analyst ID.....: 002260	
		Instrument ID..: I8		MDL.....: 4.7		
Manganese	11.8 J	1.0	ug/L	SW846 6020	09/09-09/16/09	LKDKT1CA
		Dilution Factor: 1		Analysis Time..: 21:09	Analyst ID.....: 002260	
		Instrument ID..: I8		MDL.....: 0.034		

(Continued on next page)

Tetra Tech NUS, Inc

Client Sample ID: MSA-MW29D-090309

DISSOLVED Metals

Lot-Sample #...: A9I040243-007 Matrix.....: WG

PARAMETER	RESULT	REPORTING LIMIT	UNITS	METHOD	PREPARATION-ANALYSIS DATE	WORK ORDER #
Molybdenum	ND	2.0	ug/L	SW846 6020	09/09-09/16/09	LKDKT1CC
		Dilution Factor: 1		Analysis Time..: 21:09	Analyst ID.....: 002260	
		Instrument ID..: I8		MDL.....: 0.23		
Nickel	3.2	2.0	ug/L	SW846 6020	09/09-09/16/09	LKDKT1CD
		Dilution Factor: 1		Analysis Time..: 21:09	Analyst ID.....: 002260	
		Instrument ID..: I8		MDL.....: 0.048		
Lead	0.13 B,J	1.0	ug/L	SW846 6020	09/09-09/16/09	LKDKT1AX
		Dilution Factor: 1		Analysis Time..: 21:09	Analyst ID.....: 002260	
		Instrument ID..: I8		MDL.....: 0.028		
Antimony	ND	2.0	ug/L	SW846 6020	09/09-09/16/09	LKDKT1AN
		Dilution Factor: 1		Analysis Time..: 21:09	Analyst ID.....: 002260	
		Instrument ID..: I8		MDL.....: 0.043		
Selenium	ND	5.0	ug/L	SW846 6020	09/09-09/16/09	LKDKT1CE
		Dilution Factor: 1		Analysis Time..: 21:09	Analyst ID.....: 002260	
		Instrument ID..: I8		MDL.....: 0.14		
Thallium	ND	1.0	ug/L	SW846 6020	09/09-09/16/09	LKDKT1CG
		Dilution Factor: 1		Analysis Time..: 21:09	Analyst ID.....: 002260	
		Instrument ID..: I8		MDL.....: 0.072		
Vanadium	ND	20.0	ug/L	SW846 6020	09/09-09/16/09	LKDKT1CH
		Dilution Factor: 1		Analysis Time..: 21:09	Analyst ID.....: 002260	
		Instrument ID..: I8		MDL.....: 0.29		
Zinc	16.8 B,J	20.0	ug/L	SW846 6020	09/09-09/16/09	LKDKT1CJ
		Dilution Factor: 1		Analysis Time..: 21:09	Analyst ID.....: 002260	
		Instrument ID..: I8		MDL.....: 0.60		
Mercury	ND	0.20	ug/L	SW846 7470A	09/09-09/10/09	LKDKT1CL
		Dilution Factor: 1		Analysis Time..: 16:14	Analyst ID.....: 001576	
		Instrument ID..: H1		MDL.....: 0.10		

NOTE(S):

J Method blank contamination. The associated method blank contains the target analyte at a reportable level.

B Estimated result. Result is less than RL.

APPENDIX C
SUPPORT DOCUMENTATION

CASE NARRATIVE

9I04243

The following report contains the analytical results for thirteen water samples and two quality control samples submitted to TestAmerica North Canton by Tetra Tech NUS, Inc from the MSA GW Sampling Site, project number 112IC02298. The samples were received September 04, 2009 and September 05, 2009, according to documented sample acceptance procedures.

This SDG consists of (9I04243) laboratory ID's: A9I040243 and A9I050193

The 6850 Perchlorate analysis was performed at the TestAmerica West Sacramento Laboratory. Please refer to the narrative included in the West Sacramento package.

The 6010B Metals were performed at the TestAmerica Pittsburgh Laboratory. Please refer to the narrative provided in the Pittsburgh package.

The SIM 8260 1,4 Dioxane was performed at the TestAmerica Irvine Laboratory. Please refer to the narrative provided in the Irvine package.

TestAmerica utilizes USEPA approved methods in all analytical work. The samples presented in this report were analyzed for the parameter(s) listed on the analytical methods summary page in accordance with the method(s) indicated. Preliminary results were provided to Dev Murali, Tobrena Skeen and Tony Apanavage on September 21, 2009. A summary of QC data for these analyses is included at the back of the report.

TestAmerica North Canton attests to the validity of the laboratory data generated by TestAmerica facilities reported herein. All analyses performed by TestAmerica facilities were done using established laboratory SOPs that incorporate QA/QC procedures described in the applicable methods. TestAmerica's operations groups have reviewed the data for compliance with the laboratory QA/QC plan, and data have been found to be compliant with laboratory protocols unless otherwise noted below.

The test results in this report meet all NELAP requirements for parameters for which accreditation is required or available. Any exceptions to NELAP requirements are noted in this report. Pursuant to NELAP, this report may not be reproduced, except in full, without the written approval of the laboratory.

All parameters were evaluated to the method detection limit and include qualified results where applicable.

Please refer to the Quality Control Elements Narrative following this case narrative for additional quality control information.

CASE NARRATIVE (continued)

If you have any questions, please call the Project Manager, Patrick J. O'Meara, at 330-497-9396.

This report is sequentially paginated. The final page of the report is labeled as "END OF REPORT."

SUPPLEMENTAL QC INFORMATION

SAMPLE RECEIVING

The coolers were received at temperatures ranging from 1.6 to 3.0° C.

GC/MS VOLATILES

The sample(s) that contained concentrations of target analyte(s) at a reportable level in the associated Method Blank(s) were flagged with "B". All target analytes in the Method Blank must be below the reporting limit (RL) or the associated sample(s) must be ND with the exception of common laboratory contaminants.

The sample(s) that contain results between the MDL and the RL were flagged with "J". There is a possibility of false positive or mis-identification at these quantitation levels. In analytical methods requiring confirmation of the analyte reported, confirmation was performed only down to the standard reporting limit (SRL). The acceptance criteria for QC samples may not be met at these quantitation levels.

2-Chloroethyl vinyl ether cannot be reliably recovered in an acid preserved sample.

DISSOLVED GASES/RSK

The analytical results met the requirements of the laboratory's QA/QC program.

PURGEABLE PETROLEUM HYDROCARBONS-8015

The sample(s) that contain results between the MDL and the RL were flagged with "J". There is a possibility of false positive or mis-identification at these quantitation levels. In analytical methods requiring confirmation of the analyte reported, confirmation was performed only down to the standard reporting limit (SRL). The acceptance criteria for QC samples may not be met at these quantitation levels.

No MS/MSD is reported in QC batch 9253052 due to the parent sample needing to be reanalyzed at a lesser dilution. A LCS/LCSD is reported.

CASE NARRATIVE (continued)

EXTRACTABLE PETROLEUM HYDROCARBONS-8015

The sample(s) that contained concentrations of target analyte(s) at a reportable level in the associated Method Blank(s) were flagged with "B". All target analytes in the Method Blank must be below the reporting limit (RL) or the associated sample(s) must be ND with the exception of common laboratory contaminants.

The sample(s) that contain results between the MDL and the RL were flagged with "J". There is a possibility of false positive or mis-identification at these quantitation levels. In analytical methods requiring confirmation of the analyte reported, confirmation was performed only down to the standard reporting limit (SRL). The acceptance criteria for QC samples may not be met at these quantitation levels.

METALS

The sample(s) that contain results between the MDL and the RL were flagged with "B". There is the possibility of false positive or mis-identification at these quantitation levels. The acceptance criteria for the ICB, CCB, and Method Blank are +/- the standard reporting limit (SRL).

The sample(s) that contained concentrations of target analyte(s) at a reportable level in the associated Method Blank(s) were flagged with "J". Refer to the sample report pages for the affected analyte(s).

Matrix spike recovery and relative percent difference (RPD) data were not calculated for some analytes for MSA-DMW6S-090309 due to the sample concentration reading greater than four times the spike amount. See the Matrix Spike Report for the affected analytes which will be flagged with "NC, MSB".

Matrix spike recovery and relative percent difference (RPD) data were not calculated for some analytes for batch(es) 9252016 due to the sample concentration reading greater than four times the spike amount. See the Matrix Spike Report for the affected analytes which will be flagged with "NC, MSB".

The matrix spike/matrix spike duplicate(s) for MSA-DMW4S-090309 had recoveries outside acceptance limits. However, since the associated method blank(s) and laboratory control sample(s) were in control, no corrective action was necessary.

The matrix spike/matrix spike duplicate(s) for batch(es) 9252016 had recoveries outside acceptance limits. However, since the associated method blank(s) and laboratory control sample(s) were in control, no corrective action was necessary.

CASE NARRATIVE (continued)

METALS

The sample duplicate RPD was outside the acceptance limits for some analytes. The result is less than five times the reporting limit; therefore, no corrective action is required. Refer to the sample duplicate report for RPDS that exceed 20%.

GENERAL CHEMISTRY

The sample(s) that contain results between the MDL and the RL were flagged with "B". There is the possibility of false positive or mis-identification at these quantitation levels. The acceptance criteria for the ICB, CCB, and Method Blank are +/- the standard reporting limit (SRL).

The sample(s) had elevated reporting limits due to matrix interferences. Refer to the sample report pages for the affected analyte(s) flagged with "G".

The sample(s) that contained concentrations of target analyte(s) at a reportable level in the associated Method Blank(s) were flagged with "J". Refer to the sample report pages for the affected analytes(s).

The matrix spike/matrix spike duplicate(s) for MSA-DMW4S-090309 and MSA-DMW1A-090409 had RPD's and recoveries outside acceptance limits. However, since the associated method blank(s) and laboratory control sample(s) were in control, no corrective action was necessary.

The matrix spike/matrix spike duplicate(s) for batch(es) 9251181 and 9258381 had recoveries outside acceptance limits. However, since the associated method blank(s) and laboratory control sample(s) were in control, no corrective action was necessary.

The CCVs associated with batch 9251187 for Orthophosphate Ion Chromatography exceeded method criteria on the high side. Since the samples MSA-DMW4S-090309 and MSA-DMW4D-090309 results were below the requested reporting limit the results were accepted.

Due to a laboratory accident, the TDS sample MSA-DMW4S-090309 associated with the duplicate in batch 9251433 was deleted from the batch. Therefore, batches 9251433 and 9251434 will be reported with a blank, LCS and only one duplicate.

The sample duplicate data for batch (es) 9251433 and 9252341 is not included in this report for TDS. The batch QC samples, which document the effect of a specific sample matrix on method performance, were not associated with a sample reported in this lot. The data, therefore, has no bearing on the samples reported herein. In order to document compliance with the QC requirement for a sample duplicate per 10 environmental samples, a summary of sample/QC associations has been provided

[redacted]

Chain of Custody Record

Temperature on Receipt _____

Drinking Water? Yes ☐ No ☒

TestAmerica

THE LEADER IN ENVIRONMENTAL TESTING

TAL-4124 (1007)

Client: TetraTech NUS, Inc	Project Manager: Dev Murali	Date: 9/3/09	Chain of Custody Number: 155192
Address: 20251 Century Blvd. Suite 200	Telephone Number (Area Code)/Fax Number: (301) 528-3063	Lab Number:	Page 1 of 1
City: Germantown; State: MD; Zip Code: 20874	Site Contact: Dawn Markiewicz; Lab Contact:		
Project Name and Location (State): MSA GW Sampling	Carrier/Waybill Number:		
Contract/Purchase Order/Quote No.:			

Analysis (Attach list if more space is needed)

Sample I.D. No. and Description (Containers for each sample may be combined on one line)	Date	Time	Matrix: Air	Aqueous	Sed.	Soil	Containers & Preservatives: Unpres.	H2SO4	HNO3	HCl	NaOH	ZnAc/NaOH	VOC+TIC	1,4-Dioxane	CR(VI)	Total Metals	Dissolved Metals	Perchlorate	DRO	GRO	Dissolved Gases	Fe, K, Mn, Ca, Na, SO4, Mg	DOC	TDS Alk Amino	Special Instructions Conditions of Receipt
MSA-DMW6S-090309	9/3/09	0905		X			X		X	X			X	X	X	X	X	X	X	X					
MSA-DMW6I-090309	↓	1015		X			X		X	X			X	X	X	X	X	X							
MSA-DMW6D-090309	↓	1140		X			X		X	X			X	X	X	X	X	X							
MSA-DMW2A-090309	↓	1345		X			X		X	X			X	X	X	X	X	X							
TB-090309-01	↓	—		X						X			X												
MSA-DMW5S-090309	↓	1211		X			X		X	X			X	X	X	X	X	X	X	X					
MSA-MW29D-090309	↓	1503		X			X		X	X			X	X	X	X	X	X							
MSA-DMW3I-090309	↓	0855		X			X		X	X			X	X	X	X	X	X							
MSA-DMW3S-090309	↓	1045		X			X		X	X			X	X	X	X	X	X	X	X					
MSA-DMW4S-090309	↓	1315		X			X	X	X	X			X	X	X	X	X	X	X	X	X	X	X	X	
MSA-DMW4D-090309	↓	1530		X			X	X	X	X			X	X	X	X	X	X	X		X	X	X	X	

Possible Hazard Identification: ☒ Non-Hazard ☐ Flammable ☐ Skin Irritant ☐ Poison B ☐ Unknown

Sample Disposal: ☐ Return To Client ☒ Disposal By Lab ☐ Archive For _____ Months (A fee may be assessed if samples are retained longer than 1 month)

Turn Around Time Required: ☐ 24 Hours ☐ 48 Hours ☐ 7 Days ☐ 14 Days ☐ 21 Days ☐ Other _____

QC Requirements (Specify)

	Date	Time		Date	Time
1. Relinquished By: [signature]	9-3-09		1. Received By: Chris Lingrel	9-4-09	9:10
2. Relinquished By			2. Received By		
3. Relinquished By			3. Received By		

Comments

DISTRIBUTION: WHITE - Returned to Client with Report; CANARY - Stays with the Sample; PINK - Field Copy

North Canton

Chain of Custody Record

TAL-4124 (1007)

Temperature on Receipt _____

Drinking Water? Yes ☐ No ☒

TestAmerica

THE LEADER IN ENVIRONMENTAL TESTING

Client: Tetra Tech NUS Inc.	Project Manager: Dev Murali	Date: 9-4-09	Chain of Custody Number: 155194
Address: 20251 Century Blvd Suite 200	Telephone Number (Area Code)/Fax Number: (301) 528-3063	Lab Number:	Page 1 of 1
City: Germantown; State: MD; Zip Code: 20874	Site Contact: Stuart Cameron; Lab Contact:		
Project Name and Location (State): MSA Ground Water Sampling	Carrier/Waybill Number:		
Contract/Purchase Order/Quote No.:			

Analysis (Attach list if more space is needed)

Sample I.D. No. and Description (Containers for each sample may be combined on one line)	Date	Time	Matrix: Air	Aqueous	Sed.	Soil	Containers & Preservatives: Unpres.	H2SO4	HNO3	HCl	NaOH	ZnAc/NaOH	VOC+TIC	1,4-Dioxane	Perchlorate	CR(VI)	Total Metals+Hg	Diss Metals+Hg	GRO	DRO	Special Instructions/Conditions of Receipt
MSA-DMW10S-090409	9-4-09	1045					X	X	X	X			X	X	X	X	X	X	X	X	
MSA-DMW1A-090409	↓	1225					X	X	X	X			X	X	X	X	X	X			
MSA-DMW1B-090409	↓	1350					X		X	X			X	X	X	X	X	X			
TB-090909-02	↓									X			X								

Possible Hazard Identification: ☐ Non-Hazard ☐ Flammable ☐ Skin Irritant ☐ Poison B ☐ Unknown

Sample Disposal: ☐ Return To Client ☒ Disposal By Lab ☐ Archive For _____ Months (A fee may be assessed if samples are retained longer than 1 month)

Turn Around Time Required: ☐ 24 Hours ☐ 48 Hours ☐ 7 Days ☐ 14 Days ☐ 21 Days ☐ Other _____

QC Requirements (Specify)

	Date	Time		Date	Time
1. Relinquished By: [signature]	8-4-09		1. Received By: [signature]	9-5-09	10:00
2. Relinquished By:			2. Received By:		
3. Relinquished By:			3. Received By:		

Comments

DISTRIBUTION: WHITE - Returned to Client with Report; CANARY - Stays with the Sample; PINK - Field Copy

North Canton

34

HOLDTIME

SDG 9I04243

SORT	UNITS	NSAMPLE	LAB_ID	QC_TYPE	SAMP_DATE	EXTR_DATE	ANAL_DATE	SMP_EXTR	EXTR_ANL	SMP_ANL
HG	UG/L	MSA-DMW6S-090309	A9I040243001	NM	9/3/2009	9/9/2009	9/10/2009	6.038	1.244	7.282
HG	UG/L	MSA-MW29D-090309	A9I040243007	NM	9/3/2009	9/9/2009	9/10/2009	5.79	1.259	7.049
HG	UG/L	MSA-DMW6I-090309	A9I040243002	NM	9/3/2009	9/9/2009	9/10/2009	5.99	1.247	7.237
HG	UG/L	MSA-DMW6D-090309	A9I040243003	NM	9/3/2009	9/9/2009	9/10/2009	5.931	1.249	7.179
HG	UG/L	MSA-DMW5S-090309	A9I040243006	NM	9/3/2009	9/9/2009	9/10/2009	5.909	1.258	7.167
HG	UG/L	MSA-DMW4S-090309	A9I040243010	NM	9/3/2009	9/9/2009	9/10/2009	5.865	1.256	7.120
HG	UG/L	MSA-DMW4D-090309	A9I040243011	NM	9/3/2009	9/9/2009	9/11/2009	5.771	2.103	7.874
HG	UG/L	MSA-DMW3I-090309	A9I040243008	NM	9/3/2009	9/9/2009	9/10/2009	6.045	1.263	7.308
HG	UG/L	MSA-DMW2A-090309	A9I040243004	NM	9/3/2009	9/9/2009	9/10/2009	5.844	1.253	7.097
HG	UG/L	MSA-DMW1B-090409	A9I050193003	NM	9/4/2009	9/9/2009	9/10/2009	4.840	1.213	6.053
HG	UG/L	MSA-DMW1A-090409	A9I050193002	NM	9/4/2009	9/9/2009	9/10/2009	4.899	1.220	6.119
HG	UG/L	MSA-DMW10S-090409	A9I050193001	NM	9/4/2009	9/9/2009	9/10/2009	4.969	1.21	6.178
HG	UG/L	MSA-DMW3S-090309	A9I040243009	NM	9/3/2009	9/9/2009	9/10/2009	5.969	1.254	7.223
M	UG/L	MSA-DMW1B-090409	A9I050193003	NM	9/4/2009	9/9/2009	9/16/2009	4.840	6.661	11.50
M	UG/L	MSA-DMW6S-090309	A9I040243001	NM	9/3/2009	9/9/2009	9/16/2009	6.038	7.377	13.42

SORT	UNITS	NSAMPLE	LAB_ID	QC_TYPE	SAMP_DATE	EXTR_DATE	ANAL_DATE	SMP_EXTR	EXTR_ANL	SMP_ANL
M	UG/L	MSA-DMW6I-090309	A9I040243002	NM	9/3/2009	9/9/2009	9/16/2009	5.99	7.414	13.40
M	UG/L	MSA-DMW6D-090309	A9I040243003	NM	9/3/2009	9/9/2009	9/16/2009	5.931	7.423	13.35
M	UG/L	MSA-DMW5S-090309	A9I040243006	NM	9/3/2009	9/9/2009	9/16/2009	5.909	7.442	13.35
M	UG/L	MSA-DMW4S-090309	A9I040243010	NM	9/3/2009	9/9/2009	9/10/2009	6.126	0.922	7.048
M	UG/L	MSA-DMW4S-090309	A9I040243010	NM	9/3/2009	9/9/2009	9/16/2009	5.865	7.488	13.35
M	UG/L	MSA-DMW4D-090309	A9I040243011	NM	9/3/2009	9/9/2009	9/11/2009	6.033	1.865	7.898
M	UG/L	MSA-DMW10S-090409	A9I050193001	NM	9/4/2009	9/9/2009	9/16/2009	4.969	6.648	11.62
M	UG/L	MSA-DMW2A-090309	A9I040243004	NM	9/3/2009	9/9/2009	9/16/2009	5.844	7.432	13.28
M	UG/L	MSA-DMW1A-090409	A9I050193002	NM	9/4/2009	9/9/2009	9/16/2009	4.899	6.655	11.55
M	UG/L	MSA-MW29D-090309	A9I040243007	NM	9/3/2009	9/9/2009	9/16/2009	5.79	7.46	13.25
M	UG/L	MSA-DMW4D-090309	A9I040243011	NM	9/3/2009	9/9/2009	9/16/2009	5.771	7.497	13.27
M	UG/L	MSA-DMW3S-090309	A9I040243009	NM	9/3/2009	9/9/2009	9/16/2009	5.969	7.478	13.45
M	UG/L	MSA-DMW3I-090309	A9I040243008	NM	9/3/2009	9/9/2009	9/16/2009	6.045	7.469	13.51
HGF	UG/L	MSA-DMW3S-090309	A9I040243009	NM	9/3/2009	9/9/2009	9/10/2009	5.969	1.255	7.224
HGF	UG/L	MSA-DMW10S-090409	A9I050193001	NM	9/4/2009	9/9/2009	9/10/2009	4.969	1.211	6.18
HGF	UG/L	MSA-DMW1A-090409	A9I050193002	NM	9/4/2009	9/9/2009	9/10/2009	4.899	1.221	6.120
HGF	UG/L	MSA-DMW1B-090409	A9I050193003	NM	9/4/2009	9/9/2009	9/10/2009	4.840	1.214	6.054
HGF	UG/L	MSA-DMW3I-090309	A9I040243008	NM	9/3/2009	9/9/2009	9/10/2009	6.045	1.263	7.308

SORT	UNITS	NSAMPLE	LAB_ID	QC_TYPE	SAMP_DATE	EXTR_DATE	ANAL_DATE	SMP_EXTR	EXTR_ANL	SMP_ANL
HGF	UG/L	MSA-DMW4D-090309	A9I040243011	NM	9/3/2009	9/9/2009	9/10/2009	5.771	1.265	7.036
HGF	UG/L	MSA-DMW4S-090309	A9I040243010	NM	9/3/2009	9/9/2009	9/10/2009	5.865	1.256	7.121
HGF	UG/L	MSA-DMW5S-090309	A9I040243006	NM	9/3/2009	9/9/2009	9/10/2009	5.909	1.258	7.167
HGF	UG/L	MSA-DMW6D-090309	A9I040243003	NM	9/3/2009	9/9/2009	9/10/2009	5.931	1.25	7.181
HGF	UG/L	MSA-DMW6I-090309	A9I040243002	NM	9/3/2009	9/9/2009	9/10/2009	5.99	1.248	7.237
HGF	UG/L	MSA-DMW6S-090309	A9I040243001	NM	9/3/2009	9/9/2009	9/10/2009	6.038	1.247	7.285
HGF	UG/L	MSA-MW29D-090309	A9I040243007	NM	9/3/2009	9/9/2009	9/10/2009	5.79	1.26	7.049
HGF	UG/L	MSA-DMW2A-090309	A9I040243004	NM	9/3/2009	9/9/2009	9/10/2009	5.844	1.253	7.097
MF	UG/L	MSA-DMW1A-090409	A9I050193002	NM	9/4/2009	9/9/2009	9/16/2009	4.899	6.658	11.56
MF	UG/L	MSA-DMW6S-090309	A9I040243001	NM	9/3/2009	9/9/2009	9/16/2009	6.038	7.382	13.42
MF	UG/L	MSA-MW29D-090309	A9I040243007	NM	9/3/2009	9/9/2009	9/16/2009	5.79	7.465	13.25
MF	UG/L	MSA-DMW6I-090309	A9I040243002	NM	9/3/2009	9/9/2009	9/16/2009	5.99	7.419	13.41
MF	UG/L	MSA-DMW10S-090409	A9I050193001	NM	9/4/2009	9/9/2009	9/16/2009	4.969	6.651	11.62
MF	UG/L	MSA-DMW1B-090409	A9I050193003	NM	9/4/2009	9/9/2009	9/16/2009	4.840	6.665	11.50
MF	UG/L	MSA-DMW1B-090409	A9I050193003	NM	9/4/2009	9/9/2009	9/16/2009	4.840	7.056	11.9
MF	UG/L	MSA-DMW4D-090309	A9I040243011	NM	9/3/2009	9/9/2009	9/16/2009	5.771	7.501	13.27
MF	UG/L	MSA-DMW6D-090309	A9I040243003	NM	9/3/2009	9/9/2009	9/16/2009	5.931	7.428	13.36
MF	UG/L	MSA-DMW5S-090309	A9I040243006	NM	9/3/2009	9/9/2009	9/16/2009	5.909	7.446	13.35

SORT	UNITS	NSAMPLE	LAB_ID	QC_TYPE	SAMP_DATE	EXTR_DATE	ANAL_DATE	SMP_EXTR	EXTR_ANL	SMP_ANL
MF	UG/L	MSA-DMW4S-090309	A9I040243010	NM	9/3/2009	9/9/2009	9/16/2009	5.865	7.492	13.36
MF	UG/L	MSA-DMW2A-090309	A9I040243004	NM	9/3/2009	9/9/2009	9/16/2009	5.844	7.437	13.28
MF	UG/L	MSA-DMW3S-090309	A9I040243009	NM	9/3/2009	9/9/2009	9/16/2009	5.969	7.483	13.45
MF	UG/L	MSA-DMW3I-090309	A9I040243008	NM	9/3/2009	9/9/2009	9/16/2009	6.045	7.474	13.52
MF	UG/L	MSA-DMW2A-090309	A9I040243004	NM	9/3/2009	9/9/2009	9/17/2009	5.844	8.085	13.93
ALK	MG/L	MSA-DMW4D-090309	A9I040243011	NM	9/3/2009	9/15/2009	9/15/2009	11.35	0	11.35
ALK	MG/L	MSA-DMW4S-090309	A9I040243010	NM	9/3/2009	9/12/2009	9/12/2009	8.448	0	8.448
CL	MG/L	MSA-DMW4D-090309	A9I040243011	NM	9/3/2009	9/4/2009	9/4/2009	0.354	0.953	1.308
CL	MG/L	MSA-DMW4S-090309	A9I040243010	NM	9/3/2009	9/4/2009	9/4/2009	0.448	0.919	1.367
CR6	MG/L	MSA-DMW4D-090309	A9I040243011	NM	9/3/2009	9/4/2009	9/4/2009	0.354	0.436	0.790
CR6	MG/L	MSA-MW29D-090309	A9I040243007	NM	9/3/2009	9/4/2009	9/4/2009	0.373	0.433	0.806
CR6	MG/L	MSA-DMW6S-090309	A9I040243001	NM	9/3/2009	9/4/2009	9/4/2009	0.622	0.435	1.056
CR6	MG/L	MSA-DMW6I-090309	A9I040243002	NM	9/3/2009	9/4/2009	9/4/2009	0.573	0.426	0.999
CR6	MG/L	MSA-DMW6D-090309	A9I040243003	NM	9/3/2009	9/4/2009	9/4/2009	0.514	0.432	0.946
CR6	MG/L	MSA-DMW4S-090309	A9I040243010	NM	9/3/2009	9/4/2009	9/4/2009	0.448	0.437	0.885
CR6	MG/L	MSA-DMW10S-090409	A9I050193001	NM	9/4/2009	9/5/2009	9/5/2009	0.552	0.458	1.010
CR6	MG/L	MSA-DMW3S-090309	A9I040243009	NM	9/3/2009	9/4/2009	9/4/2009	0.552	0.427	0.979
CR6	MG/L	MSA-DMW3I-090309	A9I040243008	NM	9/3/2009	9/4/2009	9/4/2009	0.628	0.435	1.064

ANALYTICAL METHODS SUMMARY

9I04243

PARAMETER	ANALYTICAL METHOD
Alkalinity	MCAWW 310.1
Chloride	MCAWW 300.0A
Dissolved Gases in Water	RSK SOP-175
Dissolved Organic Carbon	SW846 9060
Extractable Petroleum Hydrocarbons	SW846 8015B
Filterable Residue (TDS)	MCAWW 160.1
Hexavalent Chromium	SW846 7196A
ICP-MS (6020)	SW846 6020
Mercury in Liquid Waste (Manual Cold-Vapor)	SW846 7470A
Nitrate as N	MCAWW 300.0A
Nitrite as N	MCAWW 300.0A
Perchlorate by 6850	SW846 6850
Phosphate as P, Ortho	MCAWW 300.0A
Sulfate	MCAWW 300.0A
Trace Inductively Coupled Plasma (ICP) Metals	SW846 6010B
Volatile Organics by GC/MS	SW846 8260B
Volatile Petroleum Hydrocarbons	SW846 8015B

References:

MCAWW "Methods for Chemical Analysis of Water and Wastes", EPA-600/4-79-020, March 1983 and subsequent revisions.

RSK Sample Prep and Calculations for Dissolved Gas Analysis in Water Samples Using a GC Headspace Equilibration Technique, RSKSOP-175, REV. 0, 8/11/94, USEPA Research Lab

SW846 "Test Methods for Evaluating Solid Waste, Physical/Chemical Methods", Third Edition, November 1986 and its updates.

SAMPLE SUMMARY

9I04243 : A9I040243

WO #	SAMPLE#	CLIENT SAMPLE ID	SAMPLED DATE	SAMP TIME
LKDGK	001	MSA-DMW6S-090309	09/03/09	09:05
LKDHE	002	MSA-DMW6I-090309	09/03/09	10:15
LKDHG	003	MSA-DMW6D-090309	09/03/09	11:40
LKDJ1	004	MSA-DMW2A-090309	09/03/09	13:45
LKDJ7	005	TB-090309-01	09/03/09	
LKDKF	006	MSA-DMW5S-090309	09/03/09	12:11
LKDKT	007	MSA-MW29D-090309	09/03/09	15:03
LKDKW	008	MSA-DMW3I-090309	09/03/09	08:55
LKDK0	009	MSA-DMW3S-090309	09/03/09	10:45
LKDK1	010	MSA-DMW4S-090309	09/03/09	13:15
LKDLM	011	MSA-DMW4D-090309	09/03/09	15:30

NOTE(S):

- The analytical results of the samples listed above are presented on the following pages.
- All calculations are performed before rounding to avoid round-off errors in calculated results.
- Results noted as "ND" were not detected at or above the stated limit.
- This report must not be reproduced, except in full, without the written approval of the laboratory.
- Results for the following parameters are never reported on a dry weight basis: color, corrosivity, density, flashpoint, ignitability, layers, odor, paint filter test, pH, porosity pressure, reactivity, redox potential, specific gravity, spot tests, solids, solubility, temperature, viscosity, and weight.

(Continued on next page)

SAMPLE SUMMARY

9I04243 : A9I050193

WO #	SAMPLE#	CLIENT SAMPLE ID	SAMPLED DATE	SAMP TIME
LKE18	001	MSA-DMW10S-090409	09/04/09	10:45
LKE2K	002	MSA-DMW1A-090409	09/04/09	12:25
LKE2P	003	MSA-DMW1B-090409	09/04/09	13:50
LKE2Q	004	TB-090409-02	09/04/09	

NOTE(S):

- The analytical results of the samples listed above are presented on the following pages.
- All calculations are performed before rounding to avoid round-off errors in calculated results.
- Results noted as "ND" were not detected at or above the stated limit.
- This report must not be reproduced, except in full, without the written approval of the laboratory.
- Results for the following parameters are never reported on a dry weight basis: color, corrosivity, density, flashpoint, ignitability, layers, odor, paint filter test, pH, porosity pressure, reactivity, redox potential, specific gravity, spot tests, solids, solubility, temperature, viscosity, and weight.

ICP MS tune

Performance Report

Sample details
Acquired at : 9/15/2009 07:03:13
Report name : CCT MODE PERF REPORT [5/14/2008 11:21:44]

Tune conditions

Major	
Extraction	-121.6
Lens 1	-1137
Lens 2	-80.0
Focus	0.0
D1	-50.2
D2	-140
Pole Bias	-14.0
Hexapole Bias	-17.0
Nebuliser	0.80

Minor	
Lens 3	-195.3
Forward power	1404
Horizontal	98
Vertical	225
DA	-22.0
Cool	13.0
Auxiliary	0.90
Sampling Depth	150

Global	
Standard resolution	140
High resolution	140
Analogue Detector	1598
PC Detector	3127

Add. Gases	
He_H2	1.57
Do Not Use	0.00

Sensitivity and stability results

Acquisition parameters
Sweeps : 30

Run	Time	78Se	115In
Dwell (mSecs)		500.0	10.0
Limits	%RSD	-	5.0%
	Countrate	<20	>75000
1	07:03:14	17.733	119567.36
2	07:03:32	18.800	120128.03
3	07:03:49	18.533	120443.63
4	07:04:07	18.800	119788.94
5	07:04:24	19.267	118869.06
x		18.627	119759.40
σ		0.56	598.86
%RSD		3.033	0.500

Result : The performance report passed.

Performance Report

Sample details
Acquired at : 9/15/2009 06:59:42
Report name : STD MODE PERF REPORT [8/11/2009 07:18:25]

Mass Calibration verification

Acquisition parameters
Sweeps : 10
Dwell : 5.0 mSecs
Point spacing : 0.02 amu
Peak width measured at 10% of the peak maximum

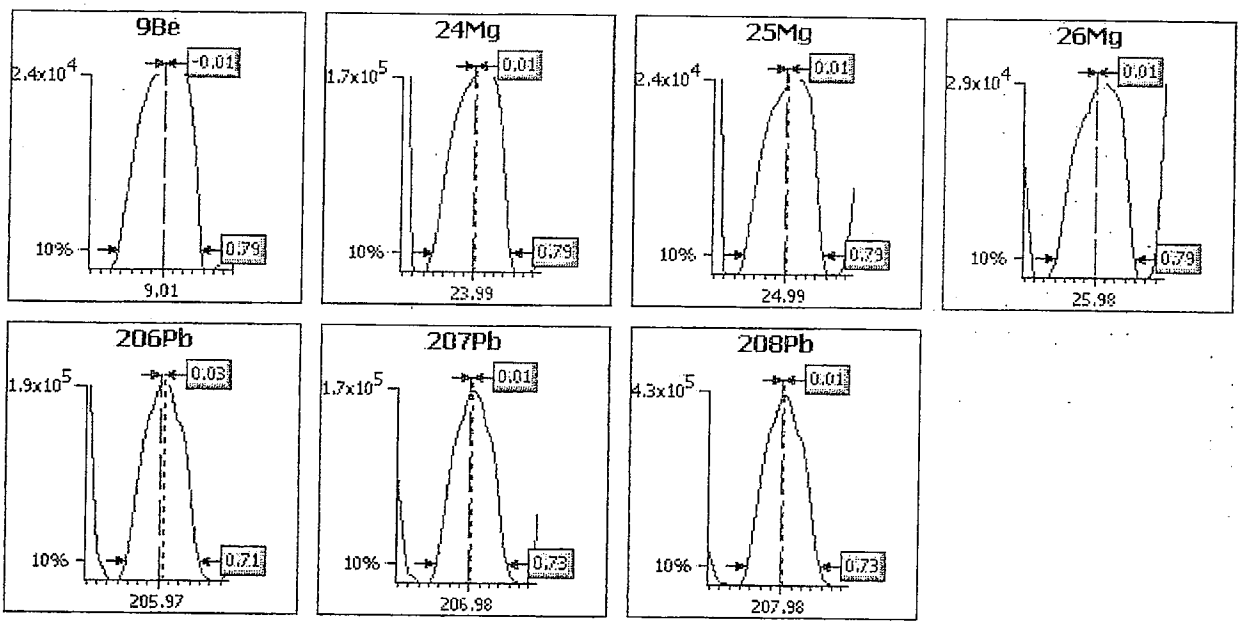

Analyte	Limits			Results	
	Max. width	Min. width	Max. error	Peak width	Peak error
9Be	0.85	0.65	0.10	0.79	-0.01
24Mg	0.85	0.65	0.10	0.79	0.01
25Mg	0.85	0.65	0.10	0.79	0.01
26Mg	0.85	0.65	0.10	0.79	0.01
206Pb	0.85	0.65	0.10	0.71	0.03
207Pb	0.85	0.65	0.10	0.73	0.01
208Pb	0.85	0.65	0.10	0.73	0.01

Sample details
Acquired at : 9/15/2009 06:59:42
Report name : STD MODE PERF REPORT [8/11/2009 07:18:25]

Tune conditions

Major	
Extraction	-113.7
Lens 1	-1153
Lens 2	-80.0
Focus	11.8
D1	-45.5
D2	-140
Pole Bias	-1.0
Hexapole Bias	-4.0
Nebuliser	0.81

Minor	
Lens 3	-195.3
Forward power	1404
Horizontal	98
Vertical	225
DA	-46.3
Cool	13.0
Auxiliary	0.90
Sampling Depth	150

Global	
Standard resolution	140
High resolution	140
Analogue Detector	1598
PC Detector	3127

Add. Gases	
He_H2	0.00
Do Not Use	0.00

Sensitivity and stability results

Acquisition parameters
Sweeps : 30

Run	Time	5Bkg	9Be	24Mg	25Mg	26Mg	59Co	137Ba++	101Bkg	115In
Dwell (mSecs)		100.0	10.0	10.0	10.0	10.0	10.0	30.0	100.0	10.0
Limits	%RSD	-	5.0%	-	5.0%	-	5.0%	-	-	5.0%
	Countrate	-	>8000	>10000	>10000	>10000	>100000	-	-	>300000
1	07:00:16	0.000	24020.631	181385.01	24831.818	28811.548	322208.06	1635.636	2.667	738521.07
2	07:00:34	0.000	24708.301	183400.21	25189.020	29556.184	321895.44	1635.636	2.000	733973.31
3	07:00:51	0.000	24341.095	182527.38	24921.953	29329.117	322500.29	1528.959	1.667	739959.48
4	07:01:08	0.000	24074.041	184246.13	24891.908	29592.916	319690.26	1628.968	0.667	741711.50
5	07:01:26	0.000	23857.063	186069.56	24838.495	30224.047	323145.95	1552.295	2.000	739875.89
x		0.000	24200.226	183525.66	24934.639	29502.762	321888.00	1596.299	1.800	738808.25
σ		0.00	333.14	1773.78	147.07	509.70	1312.43	51.56	0.73	2930.58
%RSD		0.000	1.377	0.967	0.590	1.728	0.408	3.230	40.572	0.397

Run	Time	137Ba	140Ce	156Ce O	206Pb	207Pb	208Pb	220Bkg
Dwell (mSecs)		10.0	10.0	30.0	10.0	10.0	10.0	100.0
Limits	%RSD	-	-	-	-	-	5.0%	-
	Countrate	-	-	-	>100000	>100000	>100000	<30
1	07:00:16	77446.187	633685.30	18167.674	209380.33	172292.63	424942.42	18.333
2	07:00:34	78608.275	640197.21	17349.025	211500.18	174650.31	426522.01	15.333
3	07:00:51	78069.083	640685.44	16920.807	209940.64	172036.67	427776.90	9.333
4	07:01:08	77539.955	640598.88	18570.340	207969.49	171251.99	426275.83	10.000
5	07:01:26	77834.657	638002.06	18333.411	211385.40	172019.83	427024.64	6.000
x		77899.631	638633.78	17868.252	210035.21	172450.29	426508.36	11.800
σ		466.39	2974.97	701.11	1472.59	1290.08	1046.68	4.95
%RSD		0.599	0.466	3.924	0.701	0.748	0.245	41.976

Ratio results

Run	Time	137Ba++/137Ba	156Ce O/140Ce
Ratio limits		<0.0300	<0.0300
1	07:00:16	0.021	0.029
2	07:00:34	0.021	0.027
3	07:00:51	0.020	0.026
4	07:01:08	0.021	0.029
5	07:01:26	0.020	0.029
x		0.0205	0.0280
σ		0.00	0.00
%RSD		3.3489	4.1153

Result : The performance report passed.

Performance Report

Sample details
Acquired at : 9/16/2009 07:05:13
Report name : STD MODE PERF REPORT [8/11/2009 07:18:25]

Mass Calibration verification

Acquisition parameters
Sweeps : 10
Dwell : 5.0 mSecs
Point spacing : 0.02 amu
Peak width measured at 10% of the peak maximum

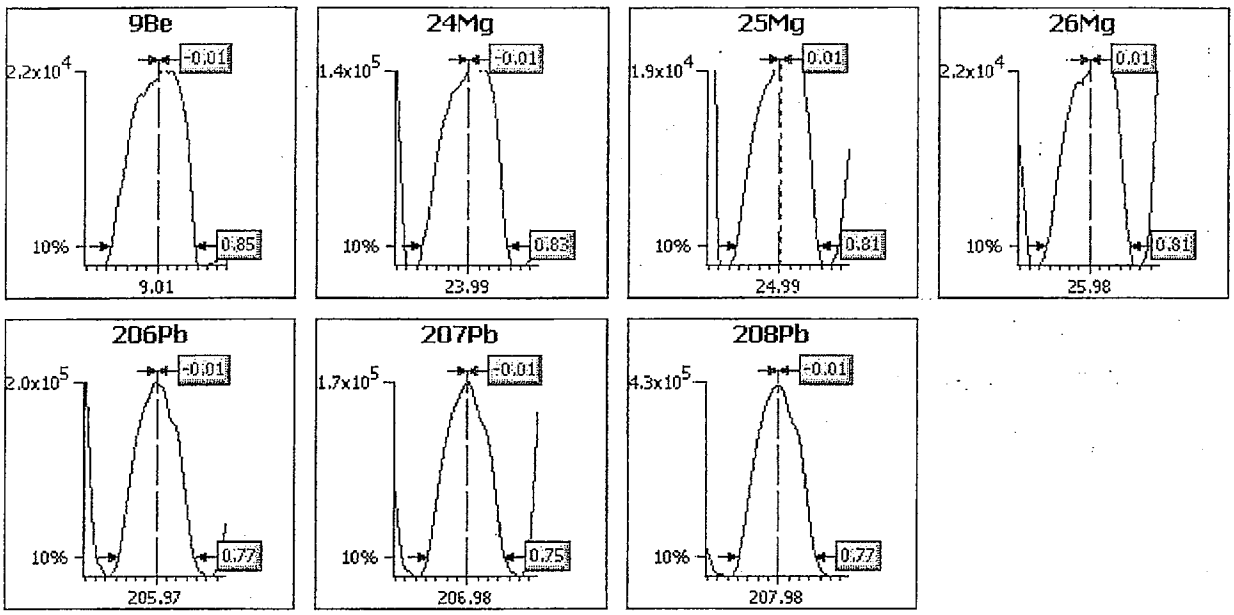

Analyte	Limits			Results	
	Max. width	Min. width	Max. error	Peak width	Peak error
9Be	0.85	0.65	0.10	0.85	-0.01
24Mg	0.85	0.65	0.10	0.83	-0.01
25Mg	0.85	0.65	0.10	0.81	0.01
26Mg	0.85	0.65	0.10	0.81	0.01
206Pb	0.85	0.65	0.10	0.77	-0.01
207Pb	0.85	0.65	0.10	0.75	-0.01
208Pb	0.85	0.65	0.10	0.77	-0.01

Sample details
Acquired at : 9/16/2009 07:05:13
Report name : STD MODE PERF REPORT [8/11/2009 07:18:25]

Tune conditions

Major	
Extraction	-113.7
Lens 1	-1153
Lens 2	-80.0
Focus	11.8
D1	-45.5
D2	-140
Pole Bias	-1.0
Hexapole Bias	-4.0
Nebuliser	0.81

Minor	
Lens 3	-195.3
Forward power	1404
Horizontal	98
Vertical	225
DA	-46.3
Cool	13.0
Auxiliary	0.90
Sampling Depth	150

Global	
Standard resolution	140
High resolution	140
Analogue Detector	1598
PC Detector	3127

Add. Gases	
He_H2	0.00
Do Not Use	0.00

Sensitivity and stability results

Acquisition parameters
Sweeps : 30

Run	Time	5Bkg	9Be	24Mg	25Mg	26Mg	59Co	137Ba++	101Bkg	115In
Dwell (mSecs)		100.0	10.0	10.0	10.0	10.0	10.0	30.0	100.0	10.0
Limits	%RSD	-	5.0%	-	5.0%	-	5.0%	-	-	5.0%
	Countrate	-	>8000	>10000	>10000	>10000	>100000	-	-	>300000
1	07:05:47	0.000	22274.875	145179.57	20248.960	23753.582	284206.04	1425.617	5.333	724623.91
2	07:06:04	0.000	22632.022	146558.23	20385.793	24247.626	284426.42	1378.946	3.667	715554.40
3	07:06:22	0.000	22465.130	146612.03	20335.732	23636.749	286050.53	1476.732	4.000	725803.61
4	07:06:39	0.000	22475.144	148256.48	20238.948	24033.983	286121.73	1420.060	4.667	728399.95
5	07:06:57	0.000	23239.524	148575.97	20205.574	24190.877	287725.66	1390.058	2.667	728170.23
x		0.000	22617.339	147036.46	20283.001	23972.563	285706.08	1418.283	4.067	724510.42
σ		0.00	370.13	1388.83	74.90	268.24	1436.82	38.14	1.01	5254.00
%RSD		0.000	1.637	0.945	0.369	1.119	0.503	2.689	24.862	0.725

Run	Time	137Ba	140Ce	156Ce O	206Pb	207Pb	208Pb	220Bkg
Dwell (mSecs)		10.0	10.0	30.0	10.0	10.0	10.0	100.0
Limits	%RSD	-	-	-	-	-	5.0%	-
	Countrate	-	-	-	>100000	>100000	>100000	<30
1	07:05:47	76843.407	627113.61	16157.828	211432.66	175873.07	435821.33	27.000
2	07:06:04	76672.623	625830.03	15262.541	214984.33	180731.30	443058.44	22.667
3	07:06:22	77466.280	629971.76	16140.033	214136.86	177463.12	439170.89	20.000
4	07:06:39	77225.165	631345.64	15969.870	216800.97	178510.89	440673.10	24.000
5	07:06:57	76233.951	629881.79	16224.560	216848.24	178628.81	442096.74	26.333
x		76888.285	628828.57	15950.966	214840.61	178241.44	440164.10	24.000
σ		480.69	2273.99	396.13	2236.27	1777.43	2838.02	2.84
%RSD		0.625	0.362	2.483	1.041	0.997	0.645	11.826

Ratio results

Run	Time	137Ba++/137Ba	156Ce O/140Ce
Ratio limits		<0.0300	<0.0300
1	07:05:47	0.019	0.026
2	07:06:04	0.018	0.024
3	07:06:22	0.019	0.026
4	07:06:39	0.018	0.025
5	07:06:57	0.018	0.026
x		0.0184	0.0254
σ		0.00	0.00
%RSD		2.1901	2.2819

Result : The performance report passed.

Performance Report

Sample details

Acquired at : 9/16/2009 07:08:57
Report name : CCT MODE PERF REPORT [5/14/2008 11:21:44]

Tune conditions

Major	
Extraction	-121.6
Lens 1	-1137
Lens 2	-80.0
Focus	0.0
D1	-50.2
D2	-140
Pole Bias	-14.0
Hexapole Bias	-17.0
Nebuliser	0.80

Minor	
Lens 3	-195.3
Forward power	1404
Horizontal	98
Vertical	225
DA	-22.0
Cool	13.0
Auxiliary	0.90
Sampling Depth	150

Global	
Standard resolution	140
High resolution	140
Analogue Detector	1598
PC Detector	3127

Add. Gases	
He_H2	1.57
Do Not Use	0.00

Sensitivity and stability results

Acquisition parameters

Sweeps : 30

Run	Time	78Se	115In
Dwell (mSecs)		500.0	10.0
Limits	%RSD	-	5.0%
	Countrate	<20	>75000
1	07:08:58	15.400	115770.69
2	07:09:16	18.133	115518.96
3	07:09:33	16.733	115159.82
4	07:09:51	18.133	114042.17
5	07:10:08	17.200	115794.19
x		17.120	115257.17
σ		1.14	725.66
%RSD		6.639	0.630

Result : The performance report passed.

Performance Report

Sample details
Acquired at : 9/17/2009 08:24:03
Report name : STD MODE PERF REPORT [8/11/2009 07:18:25]

Mass Calibration verification

Acquisition parameters
Sweeps : 10
Dwell : 5.0 mSecs
Point spacing : 0.02 amu
Peak width measured at 10% of the peak maximum

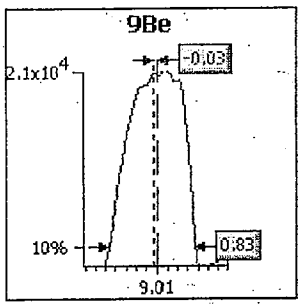

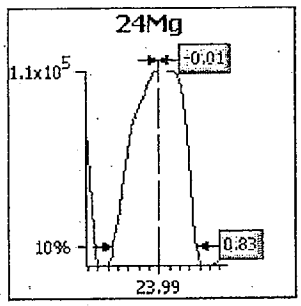

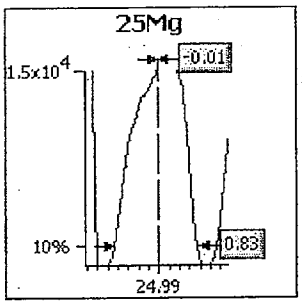

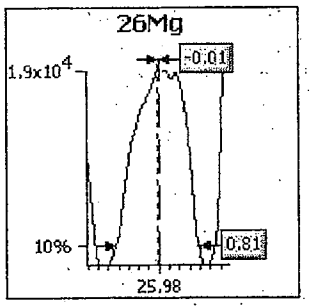

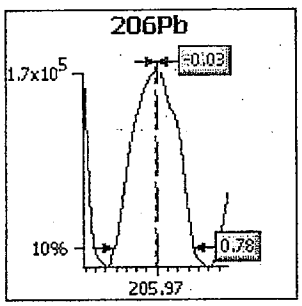

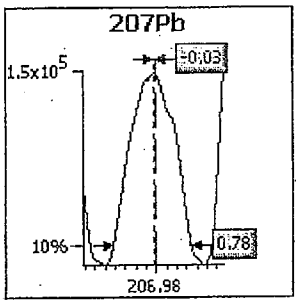

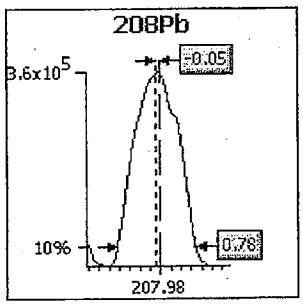

Analyte	Limits			Results	
	Max. width	Min. width	Max. error	Peak width	Peak error
9Be	0.85	0.65	0.10	0.83	-0.03
24Mg	0.85	0.65	0.10	0.83	-0.01
25Mg	0.85	0.65	0.10	0.83	-0.01
26Mg	0.85	0.65	0.10	0.81	-0.01
206Pb	0.85	0.65	0.10	0.78	-0.03
207Pb	0.85	0.65	0.10	0.78	-0.03
208Pb	0.85	0.65	0.10	0.78	-0.05

Sample details
Acquired at : 9/17/2009 08:24:03
Report name : STD MODE PERF REPORT [8/11/2009 07:18:25]

Tune conditions

Major	
Extraction	-113.7
Lens 1	-1153
Lens 2	-80.0
Focus	11.8
D1	-45.5
D2	-140
Pole Bias	-1.0
Hexapole Bias	-4.0
Nebuliser	0.81

Minor	
Lens 3	-195.3
Forward power	1404
Horizontal	98
Vertical	225
DA	-46.3
Cool	13.0
Auxiliary	0.90
Sampling Depth	150

Global	
Standard resolution	145
High resolution	145
Analogue Detector	1600
PC Detector	3127

Add. Gases	
He_H2	0.00
Do Not Use	0.00

Sensitivity and stability results

Acquisition parameters
Sweeps : 30

Run	Time	5Bkg	9Be	24Mg	25Mg	26Mg	59Co	137Ba++	101Bkg	115In
Dwell (mSecs)		100.0	10.0	10.0	10.0	10.0	10.0	30.0	100.0	10.0
Limits	%RSD	-	5.0%	-	5.0%	-	5.0%	-	-	5.0%
	Countrate	-	>8000	>10000	>10000	>10000	>100000	-	-	>300000
1	08:24:37	0.000	21016.576	114824.18	16027.703	18326.737	253127.72	1442.285	4.333	610109.63
2	08:24:54	0.333	21049.951	115901.60	15960.972	18460.218	251269.93	1417.838	6.667	610876.98
3	08:25:11	0.000	21063.301	114874.53	15944.290	18773.901	252457.67	1393.392	4.667	612633.04
4	08:25:29	0.000	21203.479	116885.10	16184.521	18954.105	252752.09	1407.837	3.000	616633.24
5	08:25:46	0.000	21156.753	117146.93	16047.722	18773.901	256349.74	1433.395	7.000	613728.94
x		0.067	21098.012	115926.47	16033.042	18657.772	253191.43	1418.949	5.133	612796.37
σ		0.15	78.61	1087.51	95.21	256.61	1897.54	19.56	1.68	2574.91
%RSD		223.607	0.373	0.938	0.594	1.375	0.749	1.379	32.662	0.420

Run	Time	137Ba	140Ce	156Ce O	206Pb	207Pb	208Pb	220Bkg
Dwell (mSecs)		10.0	10.0	30.0	10.0	10.0	10.0	100.0
Limits	%RSD	-	-	-	-	-	5.0%	-
	Countrate	-	-	-	>100000	>100000	>100000	<30
1	08:24:37	65454.945	544814.83	11740.801	175172.42	145771.37	363416.07	0.000
2	08:24:54	65264.199	546808.55	13007.296	177800.02	146245.50	364448.25	0.000
3	08:25:11	64882.714	545083.40	11808.626	178072.91	147479.63	363565.96	0.000
4	08:25:29	63912.309	546243.81	12614.772	179373.41	149309.15	371037.94	0.000
5	08:25:46	64481.160	548619.98	11870.893	177692.21	148717.22	368911.51	0.000
x		64799.066	546314.11	12208.478	177622.19	147504.57	366275.95	0.000
σ		620.67	1527.16	569.16	1525.44	1526.18	3481.60	0.00
%RSD		0.958	0.280	4.662	0.859	1.035	0.951	0.000

Ratio results

Run	Time	137Ba++/137Ba	156Ce O/140Ce
Ratio limits		<0.0300	<0.0300
1	08:24:37	0.022	0.022
2	08:24:54	0.022	0.024
3	08:25:11	0.021	0.022
4	08:25:29	0.022	0.023
5	08:25:46	0.022	0.022
x		0.0219	0.0223
σ		0.00	0.00
%RSD		1.3586	4.6061

Result : The performance report passed.

Performance Report

Sample details
Acquired at : 9/17/2009 08:17:22
Report name : CCT MODE PERF REPORT [5/14/2008 11:21:44]

Tune conditions

Major	
Extraction	-121.6
Lens 1	-1137
Lens 2	-80.0
Focus	0.0
D1	-50.2
D2	-140
Pole Bias	-14.0
Hexapole Bias	-17.0
Nebuliser	0.80

Minor	
Lens 3	-195.3
Forward power	1404
Horizontal	98
Vertical	225
DA	-22.0
Cool	13.0
Auxiliary	0.90
Sampling Depth	150

Global	
Standard resolution	140
High resolution	140
Analogue Detector	1600
PC Detector	3127

Add. Gases	
He_H2	1.57
Do Not Use	0.00

Sensitivity and stability results

Acquisition parameters
Sweeps : 30

Run	Time	78Se	115In
	Dwell (mSecs)	500.0	10.0
Limits	%RSD		5.0%
	Countrate	<20	>75000
1	08:17:23	9.600	105086.92
2	08:17:40	8.733	104127.60
3	08:17:57	9.333	104838.70
4	08:18:15	10.267	103738.52
5	08:18:32	9.667	104922.56
x̄		9.520	104542.86
σ		0.56	580.33
%RSD		5.846	0.555

Result : The performance report passed.

Metals Data Reporting Form

Initial Calibration Verification Standard

Instrument: CVAA **Units:** ug/L

Chart Number: hg10910b.prn **Acceptable Range:** 90% - 110%

Standard Source: Ultra **Standard ID:**

Element	WL/ Mass	True Conc	Ck5ICV 09/10/09 3:16 PM Found	% Rec	Found	% Rec	Found	% Rec	Found	% Rec	Found	% Rec
Mercury	253.7	2.5	2.51	**100.2**								

Metals Data Reporting Form

Continuing Calibration Verification

Instrument: CVAA **Units:** ug/L

Chart Number: hg10910b.prn **Acceptable Range:** 80% - 120%

Standard Source: Ultra **Standard ID:**

Element	WL/ Mass	True Conc	Ck2CCV 09/10/09 3:19 PM Found	% Rec	Ck2CCV 09/10/09 3:33 PM Found	% Rec	Ck2CCV 09/10/09 3:47 PM Found	% Rec	Ck2CCV 09/10/09 4:01 PM Found	% Rec	Ck2CCV 09/10/09 4:16 PM Found	% Rec
Mercury	253.7	5.0	5.12	**102.5**	5.10	**102.1**	5.18	**103.6**	5.06	**101.1**	5.18	**103.7**

Metals Data Reporting Form

Continuing Calibration Verification

Instrument: CVAA **Units:** ug/L

Chart Number: hg10910b.prn **Acceptable Range:** 80% - 120%

Standard Source: Ultra **Standard ID:** _____

Element	WL/ Mass	True Conc	Ck2CCV 09/10/09 4:30 PM Found	% Rec	Found	% Rec	Found	% Rec	Found	% Rec	Found	% Rec
Mercury	253.7	5.0	5.12	**102.3**								

Metals Data Reporting Form

Initial Calibration Verification Standard

Instrument: CVAA **Units:** ug/L

Chart Number: hg10911c.prn **Acceptable Range:** 90% - 110%

Standard Source: Ultra **Standard ID:**

Element	WL/ Mass	True Conc	Ck5ICV 09/11/09 11:45 AM Found	% Rec	Found	% Rec	Found	% Rec	Found	% Rec	Found	% Rec
Mercury	253.7	2.5	2.59	**103.7**								

Metals Data Reporting Form

Continuing Calibration Verification

Instrument: CVAA **Units:** ug/L

Chart Number: hg10911c.prn **Acceptable Range:** 80% - 120%

Standard Source: Ultra **Standard ID:**

Element	WL/ Mass	True Conc	Ck2CCV 09/11/09 11:48 AM Found	% Rec	Ck2CCV 09/11/09 12:24 PM Found	% Rec	Ck2CCV 09/11/09 12:36 PM Found	% Rec	Found	% Rec	Found	% Rec
Mercury	253.7	5.0	5.12	**102.5**	5.18	**103.6**	5.12	**102.3**				

Metals Data Reporting Form

Initial Calibration Verification Standard

Instrument: CVAA **Units:** ug/L

Chart Number: hg40910a.prn **Acceptable Range:** 90% - 110%

Standard Source: Ultra **Standard ID:**

Element	WL/ Mass	True Conc	Ck2ICV 09/10/09 12:43 PM Found	% Rec	Found	% Rec	Found	% Rec	Found	% Rec	Found	% Rec
Mercury	253.7	2.5	2.46	**98.3**								

Metals Data Reporting Form

Continuing Calibration Verification

Instrument: CVAA **Units:** ug/L

Chart Number: hg40910a.prn **Acceptable Range:** 80% - 120%

Standard Source: Ultra **Standard ID:**

Element	WL/ Mass	True Conc	Ck6CCV 09/10/09 12:49 PM		Ck6CCV 09/10/09 1:09 PM		Ck6CCV 09/10/09 1:29 PM		Ck6CCV 09/10/09 1:49 PM		Ck6CCV 09/10/09 2:10 PM	
			Found	% Rec	Found	% Rec	Found	% Rec	Found	% Rec	Found	% Rec
Mercury	253.7	5.0	5.21	**104.2**	5.25	**105.0**	5.52	**110.4**	5.29	**105.8**	5.36	**107.3**

Metals Data Reporting Form

Continuing Calibration Verification

Instrument: CVAA

Units: ug/L

Chart Number: hg40910a.prn

Acceptable Range: 80% - 120%

Standard Source: Ultra

Standard ID:

Element	WL/ Mass	True Conc	Ck6CCV 09/10/09 2:30 PM Found	% Rec	Ck6CCV 09/10/09 2:51 PM Found	% Rec	Ck6CCV 09/10/09 3:13 PM Found	% Rec	Ck6CCV 09/10/09 3:31 PM Found	% Rec	Found	% Rec
Mercury	253.7	5.0	5.19	**103.8**	5.29	**105.7**	5.45	**109.0**	5.42	**108.3**		

Metals Data Reporting Form

Initial Calibration Verification Standard

Instrument: ICPMS **Units:** ug/L

Chart Number: I80915B.csv **Acceptable Range:** 90% - 110%

Standard Source: _____ **Standard ID:** _____

Element	WL/ Mass	True Conc	ICV 09/15/09 12:58 PM Found	% Rec	Found	% Rec	Found	% Rec	Found	% Rec	Found	% Rec
Antimony	121	80.0	83.81	**104.8**								
Arsenic	75	80.0	82.38	**103.0**								
Barium	137	80.0	82.97	**103.7**								
Beryllium	9	80.0	82.39	**103.0**								
Cadmium	111	80.0	84.19	**105.2**								
Chromium	52	80.0	83.81	**104.8**								
Cobalt	59	80.0	82.99	**103.7**								
Copper	65	80.0	83.64	**104.6**								
Iron	56	20000.0	20356.67	**101.8**								
Lead	208	80.0	81.77	**102.2**								
Manganese	55	400.0	403.13	**100.8**								
Molybdenum	95	80.0	84.05	**105.1**								
Nickel	60	80.0	84.35	**105.4**								
Selenium	78	80.0	84.03	**105.0**								
Silver	107	80.0	86.87	**108.6**								
Thallium	205	80.0	81.90	**102.4**								
Vanadium	51	80.0	81.82	**102.3**								
Zinc	66	80.0	83.60	**104.5**								

Metals Data Reporting Form

Continuing Calibration Verification

Instrument: ICPMS **Units:** ug/L

Chart Number: I80915B.csv **Acceptable Range:** 90% - 110%

Standard Source: _____ **Standard ID:** _____

Element	WL/ Mass	True Conc	CCV 09/15/09 1:19 PM Found	% Rec	CCV 10 09/15/09 10:25 PM Found	% Rec	CCV 09/15/09 11:00 PM Found	% Rec	CCV 11 09/16/09 12:04 AM Found	% Rec	CCV 12 09/16/09 1:05 AM Found	% Rec
Antimony	121	100.0	101.03	**101.0**	101.33	**101.3**	101.07	**101.1**	101.67	**101.7**	101.97	**102.0**
Arsenic	75	100.0	99.05	**99.0**	99.97	**100.0**	100.97	**101.0**	99.72	**99.7**	100.33	**100.3**
Barium	137	100.0	100.63	**100.6**	102.17	**102.2**	101.27	**101.3**	101.93	**101.9**	100.62	**100.6**
Beryllium	9	100.0	100.87	**100.9**	102.47	**102.5**	102.20	**102.2**	98.50	**98.5**	95.80	**95.8**
Cadmium	111	100.0	102.27	**102.3**	101.23	**101.2**	102.30	**102.3**	103.43	**103.4**	104.37	**104.4**
Chromium	52	100.0	101.13	**101.1**	101.50	**101.5**	101.67	**101.7**	101.40	**101.4**	103.53	**103.5**
Cobalt	59	100.0	100.17	**100.2**	100.22	**100.2**	100.73	**100.7**	101.33	**101.3**	102.47	**102.5**
Copper	65	100.0	100.76	**100.8**	100.97	**101.0**	101.93	**101.9**	102.77	**102.8**	104.47	**104.5**
Iron	56	25000.0	25270.00	**101.1**	26426.67	**105.7**	26566.67	**106.3**	26436.67	**105.7**	26666.67	**106.7**
Lead	208	100.0	99.72	**99.7**	99.88	**99.9**	99.21	**99.2**	98.05	**98.1**	98.07	**98.1**
Manganese	55	500.0	491.20	**98.2**	494.63	**98.9**	498.93	**99.8**	506.97	**101.4**	515.97	**103.2**
Molybdenum	95	100.0	106.73	**106.7**	102.27	**102.3**	104.83	**104.8**	103.90	**103.9**	104.50	**104.5**
Nickel	60	100.0	100.26	**100.3**	101.31	**101.3**	100.60	**100.6**	102.83	**102.8**	103.13	**103.1**
Selenium	78	100.0	101.37	**101.4**	100.31	**100.3**	101.33	**101.3**	99.73	**99.7**	98.22	**98.2**
Silver	107	100.0	103.27	**103.3**	102.20	**102.2**	102.67	**102.7**	104.70	**104.7**	106.33	**106.3**
Thallium	205	100.0	99.86	**99.9**	99.44	**99.4**	99.91	**99.9**	99.98	**100.0**	100.87	**100.9**
Vanadium	51	100.0	100.15	**100.2**	100.60	**100.6**	99.95	**99.9**	100.13	**100.1**	100.90	**100.9**
Zinc	66	100.0	101.67	**101.7**	101.30	**101.3**	101.77	**101.8**	101.50	**101.5**	103.20	**103.2**

Metals Data Reporting Form

Continuing Calibration Verification

Instrument: ICPMS **Units:** ug/L

Chart Number: I80915B.csv **Acceptable Range:** 90% - 110%

Standard Source: _____ **Standard ID:** _____

Element	WL/ Mass	True Conc	CCV 13 09/16/09 2:02 AM Found	% Rec	CCV 14 09/16/09 2:54 AM Found	% Rec	Found	% Rec	Found	% Rec	Found	% Rec
Antimony	121	100.0	101.90	**101.9**	101.83	**101.8**						
Arsenic	75	100.0	100.80	**100.8**	99.12	**99.1**						
Barium	137	100.0	100.43	**100.4**	99.91	**99.9**						
Beryllium	9	100.0	94.62	**94.6**	97.88	**97.9**						
Cadmium	111	100.0	103.27	**103.3**	102.07	**102.1**						
Chromium	52	100.0	103.80	**103.8**	102.00	**102.0**						
Cobalt	59	100.0	102.80	**102.8**	99.95	**99.9**						
Copper	65	100.0	105.17	**105.2**	102.40	**102.4**						
Iron	56	25000.0	26826.67	**107.3**	26503.33	**106.0**						
Lead	208	100.0	98.04	**98.0**	97.45	**97.5**						
Manganese	55	500.0	516.83	**103.4**	507.27	**101.5**						
Molybdenum	95	100.0	105.10	**105.1**	102.50	**102.5**						
Nickel	60	100.0	104.27	**104.3**	101.23	**101.2**						
Selenium	78	100.0	95.77	**95.8**	97.88	**97.9**						
Silver	107	100.0	106.37	**106.4**	103.67	**103.7**						
Thallium	205	100.0	100.69	**100.7**	100.63	**100.6**						
Vanadium	51	100.0	102.00	**102.0**	101.02	**101.0**						
Zinc	66	100.0	101.93	**101.9**	103.60	**103.6**						

Metals Data Reporting Form

Initial Calibration Verification Standard

Instrument: ICPMS **Units:** ug/L

Chart Number: I80916A.csv **Acceptable Range:** 90% - 110%

Standard Source: _____ **Standard ID:** _____

Element	WL/ Mass	True Conc	ICV 09/16/09 7:43 AM Found	% Rec	Found	% Rec	Found	% Rec	Found	% Rec	Found	% Rec
Antimony	121	80.0	82.67	**103.3**								
Arsenic	75	80.0	81.48	**101.8**								
Barium	137	80.0	82.40	**103.0**								
Beryllium	9	80.0	79.97	**100.0**								
Cadmium	111	80.0	83.64	**104.5**								
Chromium	52	80.0	82.68	**103.4**								
Cobalt	59	80.0	82.00	**102.5**								
Copper	65	80.0	83.26	**104.1**								
Iron	56	20000.0	20306.67	**101.5**								
Lead	208	80.0	81.88	**102.3**								
Manganese	55	400.0	397.93	**99.5**								
Molybdenum	95	80.0	83.29	**104.1**								
Nickel	60	80.0	82.59	**103.2**								
Selenium	78	80.0	83.53	**104.4**								
Silver	107	80.0	85.00	**106.3**								
Thallium	205	80.0	81.15	**101.4**								
Vanadium	51	80.0	82.07	**102.6**								
Zinc	66	80.0	83.18	**104.0**								

Metals Data Reporting Form

Continuing Calibration Verification

Instrument: ICPMS **Units:** ug/L

Chart Number: I80916A.csv **Acceptable Range:** 90% - 110%

Standard Source: _____ **Standard ID:** _____

Element	WL/ Mass	True Conc	CCV 09/16/09 8:07 AM Found	% Rec	CCV 3 09/16/09 10:48 AM Found	% Rec	CCV 4 09/16/09 11:37 AM Found	% Rec	CCV 5 09/16/09 12:31 PM Found	% Rec	CCV 6 09/16/09 1:25 PM Found	% Rec
Antimony	121	100.0	98.38	**98.4**	98.41	**98.4**	99.00	**99.0**	98.92	**98.9**	100.97	**101.0**
Arsenic	75	100.0	98.50	**98.5**	98.91	**98.9**	98.60	**98.6**	97.81	**97.8**	97.36	**97.4**
Barium	137	100.0	97.59	**97.6**	99.02	**99.0**	97.76	**97.8**	100.21	**100.2**	98.82	**98.8**
Beryllium	9	100.0	93.20	**93.2**	92.80	**92.8**	91.95	**92.0**	95.05	**95.0**	93.09	**93.1**
Cadmium	111	100.0	100.59	**100.6**	99.92	**99.9**	99.31	**99.3**	99.62	**99.6**	102.67	**102.7**
Chromium	52	100.0	99.26	**99.3**	98.89	**98.9**	98.23	**98.2**	98.34	**98.3**	99.15	**99.1**
Cobalt	59	100.0	98.82	**98.8**	98.09	**98.1**	97.75	**97.8**	97.01	**97.0**	97.84	**97.8**
Copper	65	100.0	100.62	**100.6**	100.90	**100.9**	99.32	**99.3**	97.88	**97.9**	100.35	**100.3**
Iron	56	25000.0	24793.33	**99.2**	24790.00	**99.2**	24946.67	**99.8**	24746.67	**99.0**	25313.33	**101.3**
Lead	208	100.0	97.60	**97.6**	96.45	**96.5**	97.57	**97.6**	97.66	**97.7**	99.73	**99.7**
Manganese	55	500.0	481.57	**96.3**	478.07	**95.6**	478.17	**95.6**	478.60	**95.7**	493.27	**98.7**
Molybdenum	95	100.0	105.53	**105.5**	100.87	**100.9**	100.54	**100.5**	99.28	**99.3**	101.22	**101.2**
Nickel	60	100.0	99.44	**99.4**	99.23	**99.2**	98.21	**98.2**	97.83	**97.8**	97.91	**97.9**
Selenium	78	100.0	100.20	**100.2**	101.70	**101.7**	101.72	**101.7**	100.80	**100.8**	99.03	**99.0**
Silver	107	100.0	100.31	**100.3**	100.32	**100.3**	98.92	**98.9**	98.41	**98.4**	101.00	**101.0**
Thallium	205	100.0	97.41	**97.4**	96.80	**96.8**	97.26	**97.3**	96.39	**96.4**	98.18	**98.2**
Vanadium	51	100.0	98.82	**98.8**	99.72	**99.7**	96.82	**96.8**	97.90	**97.9**	97.80	**97.8**
Zinc	66	100.0	101.63	**101.6**	97.94	**97.9**	99.96	**100.0**	98.43	**98.4**	102.93	**102.9**

Metals Data Reporting Form

Continuing Calibration Verification

Instrument: ICPMS **Units:** ug/L

Chart Number: I80916A.csv **Acceptable Range:** 90% - 110%

Standard Source: _____ **Standard ID:** _____

Element	WL/ Mass	True Conc	CCV 7 09/16/09 2:26 PM Found	% Rec	CCV 8 09/16/09 3:33 PM Found	% Rec	CCV 09/16/09 4:52 PM Found	% Rec	CCV 09/16/09 6:11 PM Found	% Rec	CCV 09/16/09 7:30 PM Found	% Rec
Antimony	121	100.0	99.72	**99.7**	100.90	**100.9**	102.40	**102.4**	101.43	**101.4**	102.07	**102.1**
Arsenic	75	100.0	98.17	**98.2**	97.27	**97.3**	96.02	**96.0**	96.74	**96.7**	96.06	**96.1**
Barium	137	100.0	100.18	**100.2**	100.68	**100.7**	100.54	**100.5**	101.12	**101.1**	100.46	**100.5**
Beryllium	9	100.0	92.13	**92.1**	91.64	**91.6**	90.77	**90.8**	91.24	**91.2**	87.78	**87.8**
Cadmium	111	100.0	102.30	**102.3**	102.97	**103.0**	103.37	**103.4**	103.73	**103.7**	104.17	**104.2**
Chromium	52	100.0	99.89	**99.9**	99.86	**99.9**	99.64	**99.6**	99.29	**99.3**	99.35	**99.4**
Cobalt	59	100.0	98.78	**98.8**	98.03	**98.0**	97.58	**97.6**	98.29	**98.3**	98.23	**98.2**
Copper	65	100.0	101.53	**101.5**	99.65	**99.7**	100.87	**100.9**	98.59	**98.6**	99.75	**99.7**
Iron	56	25000.0	25453.33	**101.8**	25446.67	**101.8**	25656.67	**102.6**	25716.67	**102.9**	25713.33	**102.9**
Lead	208	100.0	99.82	**99.8**	100.43	**100.4**	100.91	**100.9**	101.77	**101.8**	101.63	**101.6**
Manganese	55	500.0	488.23	**97.6**	484.40	**96.9**	482.53	**96.5**	481.83	**96.4**	486.47	**97.3**
Molybdenum	95	100.0	102.43	**102.4**	102.67	**102.7**	102.50	**102.5**	102.27	**102.3**	103.57	**103.6**
Nickel	60	100.0	100.29	**100.3**	99.15	**99.2**	100.12	**100.1**	97.71	**97.7**	98.17	**98.2**
Selenium	78	100.0	99.38	**99.4**	100.23	**100.2**	100.48	**100.5**	99.42	**99.4**	98.38	**98.4**
Silver	107	100.0	100.97	**101.0**	101.60	**101.6**	101.90	**101.9**	101.97	**102.0**	103.23	**103.2**
Thallium	205	100.0	97.30	**97.3**	98.62	**98.6**	97.48	**97.5**	98.06	**98.1**	98.55	**98.5**
Vanadium	51	100.0	99.35	**99.4**	97.75	**97.7**	98.59	**98.6**	97.38	**97.4**	97.57	**97.6**
Zinc	66	100.0	101.10	**101.1**	102.00	**102.0**	101.23	**101.2**	101.06	**101.1**	102.97	**103.0**

no sample affected

Metals Data Reporting Form

Continuing Calibration Verification

Instrument: ICPMS **Units:** ug/L

Chart Number: I80916A.csv **Acceptable Range:** 90% - 110%

Standard Source: _____ **Standard ID:** _____

Element	WL/ Mass	True Conc	CCV 09/16/09 8:49 PM Found	% Rec	CCV 09/16/09 10:08 PM Found	% Rec	CCV 9 09/16/09 11:07 PM Found	% Rec	Found	% Rec	Found	% Rec
Antimony	121	100.0	102.30	**102.3**	102.53	**102.5**	102.57	**102.6**				
Arsenic	75	100.0	96.61	**96.6**	96.66	**96.7**	96.79	**96.8**				
Barium	137	100.0	100.69	**100.7**	100.80	**100.8**	101.60	**101.6**				
Beryllium	9	100.0	82.56	**82.6**	83.15	**83.1**	87.10	**87.1**				
Cadmium	111	100.0	105.17	**105.2**	105.97	**106.0**	104.00	**104.0**				
Chromium	52	100.0	101.63	**101.6**	101.70	**101.7**	100.60	**100.6**				
Cobalt	59	100.0	100.60	**100.6**	100.47	**100.5**	98.36	**98.4**				
Copper	65	100.0	102.90	**102.9**	104.40	**104.4**	100.93	**100.9**				
Iron	56	25000.0	25956.67	**103.8**	25976.67	**103.9**	26003.33	**104.0**				
Lead	208	100.0	101.77	**101.8**	101.43	**101.4**	101.50	**101.5**				
Manganese	55	500.0	503.83	**100.8**	504.73	**100.9**	487.23	**97.4**				
Molybdenum	95	100.0	105.47	**105.5**	106.10	**106.1**	104.27	**104.3**				
Nickel	60	100.0	100.73	**100.7**	101.30	**101.3**	99.42	**99.4**				
Selenium	78	100.0	95.99	**96.0**	94.23	**94.2**	96.39	**96.4**				
Silver	107	100.0	105.67	**105.7**	106.67	**106.7**	103.97	**104.0**				
Thallium	205	100.0	98.35	**98.3**	98.05	**98.1**	97.42	**97.4**				
Vanadium	51	100.0	100.53	**100.5**	99.13	**99.1**	99.98	**100.0**				
Zinc	66	100.0	101.00	**101.0**	101.37	**101.4**	101.68	**101.7**				

no samples affected

Metals Data Reporting Form

Initial Calibration Verification Standard

Instrument: ICPMS **Units:** ug/L

Chart Number: I80917B.csv **Acceptable Range:** 90% - 110%

Standard Source: _____ **Standard ID:** _____

Element	WL/ Mass	True Conc	ICV 09/17/09 9:42 AM Found	% Rec	Found	% Rec	Found	% Rec	Found	% Rec	Found	% Rec
Beryllium	9	80.0	79.05	**98.8**								
Manganese	55	400.0	412.70	**103.2**								

Metals Data Reporting Form

Continuing Calibration Verification

Instrument: ICPMS **Units:** ug/L

Chart Number: I80917B.csv **Acceptable Range:** 90% - 110%

Standard Source: **Standard ID:**

Element	WL/ Mass	True Conc	CCV 09/17/09 10:06 AM Found	% Rec	CCV 1 09/17/09 10:50 AM Found	% Rec	CCV 2 09/17/09 11:47 AM Found	% Rec	CCV 3 09/17/09 12:45 PM Found	% Rec	CCV 4 09/17/09 1:44 PM Found	% Rec
Beryllium	9	100.0	96.32	**96.3**	92.45	**92.5**	90.48	**90.5**	91.62	**91.6**	91.59	**91.6**
Manganese	55	500.0	500.77	**100.2**	504.37	**100.9**	508.50	**101.7**	502.73	**100.5**	501.40	**100.3**

Metals Data Reporting Form

Initial Calibration Verification Standar

Instrument: ICPST **Units:** ug/L

Chart Number: T90910A.ARC **Acceptable Range:** 90% - 110%

Standard Source: Inorganic Ventures **Standard ID:** MET3936-09

Element	WL/ Mass	True Conc	ICV1-1 9/10/2009 9:54 AM Found	% Rec	Found	% Rec	Found	% Rec	Found	% Rec	Found	% Rec
Calcium	317.933	25000.0	25688.79	**102.8**								
Magnesium	279.078	25000.0	25110.57	**100.4**								
Potassium	766.491	50000.0	49707.45	**99.4**								
Sodium	330.232	50000.0	50709.80	**101.4**								

Metals Data Reporting Form

Continuing Calibration Verification

Instrument: ICPST **Units:** ug/L

Chart Number: T90910A.ARC **Acceptable Range:** 90% - 110%

Standard Source: Inorganic Ventures **Standard ID:** MET4652-09

Element	WL/ Mass	True Conc	CCV1-1 9/10/2009 10:23 AM Found	% Rec	CCV1-2 9/10/2009 11:29 AM Found	% Rec	CCV1-3 9/10/2009 12:35 PM Found	% Rec	CCV1-4 9/10/2009 1:42 PM Found	% Rec	CCV1-5 9/10/2009 2:52 PM Found	% Rec
Calcium	317.933	50000.0	50741.61	**101.5**	50653.59	**101.3**	50228.71	**100.5**	51053.92	**102.1**	51711.33	**103.4**
Magnesium	279.078	50000.0	50432.29	**100.9**	50733.57	**101.5**	50624.56	**101.2**	51564.58	**103.1**	52436.30	**104.9**
Potassium	766.491	125000.0	124755.59	**99.8**	123790.29	**99.0**	123413.40	**98.7**	123010.12	**98.4**	122504.97	**98.0**
Sodium	330.232	125000.0	126563.95	**101.3**	127405.73	**101.9**	127509.91	**102.0**	127088.18	**101.7**	126703.92	**101.4**

Metals Data Reporting Form

Continuing Calibration Verification

Instrument: ICPST **Units:** ug/L

Chart Number: T90910A.ARC **Acceptable Range:** 90% - 110%

Standard Source: Inorganic Ventures **Standard ID:** MET4652-09

Element	WL/ Mass	True Conc	CCV1-6 9/10/2009 3:57 PM Found	% Rec	Found	% Rec	Found	% Rec	Found	% Rec	Found	% Rec
Calcium	317.933	50000.0	50198.17	**100.4**								
Magnesium	279.078	50000.0	51291.38	**102.6**								
Potassium	766.491	125000.0	128656.63	**102.9**								
Sodium	330.232	125000.0	137038.69	**109.6**								

Metals Data Reporting Form

Initial Calibration Verification Standar

Instrument: ICPST **Units:** ug/L

Chart Number: T90911C.ARC **Acceptable Range:** 90% - 110%

Standard Source: Inorganic Ventures **Standard ID:** MET3936-09

Element	WL/ Mass	True Conc	ICV1-1 9/11/2009 12:23 PM Found	% Rec	Found	% Rec	Found	% Rec	Found	% Rec	Found	% Rec
Calcium	317.933	25000.0	25627.92	**102.5**								
Magnesium	279.078	25000.0	25026.14	**100.1**								
Potassium	766.491	50000.0	49949.79	**99.9**								
Sodium	330.232	50000.0	50743.32	**101.5**								

Metals Data Reporting Form

Continuing Calibration Verification

Instrument: ICPST **Units:** ug/L

Chart Number: T90911C.ARC **Acceptable Range:** 90% - 110%

Standard Source: Inorganic Ventures **Standard ID:** MET4652-09

Element	WL/ Mass	True Conc	CCV1-1 9/11/2009 12:52 PM Found	% Rec	CCV1-2 9/11/2009 1:57 PM Found	% Rec	Found	% Rec	Found	% Rec	Found	% Rec
Calcium	317.933	50000.0	50595.07	**101.2**	50282.98	**100.6**						
Magnesium	279.078	50000.0	50102.93	**100.2**	50023.73	**100.0**						
Potassium	766.491	125000.0	125266.05	**100.2**	126266.18	**101.0**						
Sodium	330.232	125000.0	126416.19	**101.1**	127898.59	**102.3**						

Metals Data Reporting Form

Initial Calibration Verification Standar

Instrument: ICPST **Units:** ug/L

Chart Number: T90910A.ARC **Acceptable Range:** 90% - 110%

Standard Source: Inorganic Ventures **Standard ID:** MET3936-09

Element	WL/ Mass	True Conc	ICV1-1 9/10/2009 9:54 AM Found	% Rec	Found	% Rec	Found	% Rec	Found	% Rec	Found	% Rec
Silica	288.158	2140.0	2130.24	99.5								

Metals Data Reporting Form

Continuing Calibration Verification

Instrument: ICPST **Units:** ug/L

Chart Number: T90910A.ARC **Acceptable Range:** 90% - 110%

Standard Source: Inorganic Ventures **Standard ID:** MET4652-09

Element	WL/ Mass	True Conc	CCV1-1 9/10/2009 10:23 AM		CCV1-2 9/10/2009 11:29 AM		CCV1-3 9/10/2009 12:35 PM		CCV1-4 9/10/2009 1:42 PM		CCV1-5 9/10/2009 2:52 PM	
			Found	% Rec	Found	% Rec	Found	% Rec	Found	% Rec	Found	% Rec
Silica	288.158	4280.0	4367.68	**102.0**	4337.95	**101.4**	4363.42	**101.9**	4313.19	**100.8**	4330.29	**101.2**

Metals Data Reporting Form

Continuing Calibration Verification

Instrument: ICPST **Units:** ug/L

Chart Number: T90910A.ARC **Acceptable Range:** 90% - 110%

Standard Source: Inorganic Ventures **Standard ID:** MET4652-09

Element	WL/ Mass	True Conc	CCV1-6 9/10/2009 3:57 PM Found	% Rec	Found	% Rec	Found	% Rec	Found	% Rec	Found	% Rec
Silica	288.158	4280.0	4448.38	**103.9**								

Metals Data Reporting Form

Initial Calibration Verification Standar

Instrument: ICPST **Units:** ug/L

Chart Number: T90911C.ARC **Acceptable Range:** 90% - 110%

Standard Source: Inorganic Ventures **Standard ID:** MET3936-09

Element	WL/ Mass	True Conc	ICV1-1 9/11/2009 12:23 PM Found	% Rec	Found	% Rec	Found	% Rec	Found	% Rec	Found	% Rec
Silica	288.158	2140.0	2150.31	**100.5**								

Metals Data Reporting Form

Continuing Calibration Verification

Instrument: ICPST **Units:** ug/L

Chart Number: T90911C.ARC **Acceptable Range:** 90% - 110%

Standard Source: Inorganic Ventures **Standard ID:** MET4652-09

Element	WL/ Mass	True Conc	CCV1-1 9/11/2009 12:52 PM Found	% Rec	CCV1-2 9/11/2009 1:57 PM Found	% Rec	Found	% Rec	Found	% Rec	Found	% Rec
Silica	288.158	4280.0	4285.63	**100.1**	4661.26	**108.9**						

Metals Data Reporting Form

Contract Required Detection Limit Standard

Instrument: CVAA **Units:** ug/L

Chart Number: hg10910b.prn **Acceptable Range:** 50% - 150%

Standard Source: Ultra **Standard ID:**

Element	WL/ Mass	True Conc	Ck3CRA\MRL 09/10/09 3:18 PM Found	% Rec	Found	% Rec	Found	% Rec	Found	% Rec	Found	% Rec
Mercury	253.7	0.2	0.20	**100.3**								

Metals Data Reporting Form

Contract Required Detection Limit Standard

Instrument: CVAA **Units:** ug/L

Chart Number: hg10911c.prn **Acceptable Range:** 50% - 150%

Standard Source: Ultra **Standard ID:**

Element	WL/ Mass	True Conc	Ck3CRA\MRL 09/11/09 11:47 AM Found	% Rec	Found	% Rec	Found	% Rec	Found	% Rec	Found	% Rec
Mercury	253.7	0.2	0.22	**111.3**								

Metals Data Reporting Form

Contract Required Detection Limit Standard

Instrument: CVAA **Units:** ug/L

Chart Number: hg40910a.prn **Acceptable Range:** 50% - 150%

Standard Source: Ultra **Standard ID:**

Element	WL/ Mass	True Conc	Ck4CRA\MRL 09/10/09 12:46 PM Found	% Rec	Found	% Rec	Found	% Rec	Found	% Rec	Found	% Rec
Mercury	253.7	0.2	0.25	126.5								

Metals Data Reporting Form

Contract Required Detection Limit Standard

Instrument: ICPMS **Units:** ug/L

Chart Number: I80915B.csv **Acceptable Range:** 50% - 150%

Standard Source: _____ **Standard ID:** _____

Element	WL/ Mass	True Conc	CRI 09/15/09 1:06 PM Found	% Rec	Found	% Rec	Found	% Rec	Found	% Rec	Found	% Rec
Antimony	121	2.0	2.19	**109.3**								
Arsenic	75	2.0	2.02	**101.2**								
Barium	137	1.0	1.05	**105.3**								
Beryllium	9	1.0	0.99	**98.8**								
Cadmium	111	0.5	0.57	**114.2**								
Chromium	52	2.0	2.14	**107.2**								
Cobalt	59	1.0	1.07	**106.6**								
Copper	65	2.0	2.25	**112.3**								
Iron	56	50.0	57.12	**114.2**								
Lead	208	1.0	1.06	**106.0**								
Manganese	55	1.0	1.20	**120.4**								
Molybdenu	95	10.0	10.68	**106.8**								
Nickel	60	2.0	2.23	**111.3**								
Selenium	78	2.0	2.30	**115.1**								
Silver	107	0.5	0.59	**118.2**								
Thallium	205	1.0	1.11	**111.2**								
Vanadium	51	5.0	4.94	**98.7**								
Zinc	66	10.0	11.48	**114.8**								

Metals Data Reporting Form

Contract Required Detection Limit Standard

Instrument: ICPMS **Units:** ug/L

Chart Number: I80916A.csv **Acceptable Range:** 50% - 150%

Standard Source: _____ **Standard ID:** _____

Element	WL/ Mass	True Conc	CRI 09/16/09 7:53 AM Found	% Rec	Found	% Rec	Found	% Rec	Found	% Rec	Found	% Rec
Antimony	121	2.0	2.13	**106.5**								
Arsenic	75	2.0	2.04	**101.8**								
Barium	137	1.0	0.98	**97.6**								
Beryllium	9	1.0	1.03	**103.3**								
Cadmium	111	0.5	0.53	**105.3**								
Chromium	52	2.0	2.09	**104.3**								
Cobalt	59	1.0	1.02	**102.3**								
Copper	65	2.0	2.41	**120.7**								
Iron	56	50.0	54.51	**109.0**								
Lead	208	1.0	1.02	**102.0**								
Manganese	55	1.0	1.16	**115.6**								
Molybdenu	95	10.0	10.36	**103.6**								
Nickel	60	2.0	2.17	**108.4**								
Selenium	78	2.0	2.11	**105.7**								
Silver	107	0.5	0.56	**111.4**								
Thallium	205	1.0	1.12	**112.0**								
Vanadium	51	5.0	5.06	**101.1**								
Zinc	66	10.0	11.27	**112.7**								

Metals Data Reporting Form

Contract Required Detection Limit Standard

Instrument: ICPMS **Units:** ug/L

Chart Number: I80917B.csv **Acceptable Range:** 50% - 150%

Standard Source: _____ **Standard ID:** _____

Element	WL/ Mass	True Conc	CRI 09/17/09 9:50 AM Found	% Rec	Found	% Rec	Found	% Rec	Found	% Rec	Found	% Rec
Beryllium	9	1.0	0.98	**98.0**								
Manganese	55	1.0	1.01	**100.5**								

Metals Data Reporting Form

Contract Required Detection Limit Standard

Instrument: ICPST **Units:** ug/L

Chart Number: T90910A.ARC **Acceptable Range:** 50% - 150%

Standard Source: Inorganic Ventures **Standard ID:** MET4106-09

Element	WL/ Mass	True Conc	CRA/RLV 9/10/2009 10:07 AM Found	% Rec	Found	% Rec	Found	% Rec	Found	% Rec	Found	% Rec
Calcium	317.933	5000.0	5096.51	**101.9**								
Magnesium	279.078	5000.0	5042.34	**100.8**								
Potassium	766.491	5000.0	4579.76	**91.6**								
Sodium	330.232	5000.0	5309.96	**106.2**								

Metals Data Reporting Form

Contract Required Detection Limit Standard

Instrument: ICPST **Units:** ug/L

Chart Number: T90911C.ARC **Acceptable Range:** 50% - 150%

Standard Source: Inorganic Ventures **Standard ID:** MET4106-09

Element	WL/ Mass	True Conc	CRA/RLV 9/11/2009 12:35 PM Found	% Rec	Found	% Rec	Found	% Rec	Found	% Rec	Found	% Rec
Calcium	317.933	5000.0	5051.11	**101.0**								
Magnesium	279.078	5000.0	5014.89	**100.3**								
Potassium	766.491	5000.0	4652.64	**93.1**								
Sodium	330.232	5000.0	5385.45	**107.7**								

Metals Data Reporting Form

Contract Required Detection Limit Standard

Instrument: ICPST **Units:** ug/L

Chart Number: T90910A.ARC **Acceptable Range:** 50% - 150%

Standard Source: Inorganic Ventures **Standard ID:** MET4106-09

Element	WL/ Mass	True Conc	CRA/RLV 9/10/2009 10:07 AM Found	% Rec	Found	% Rec	Found	% Rec	Found	% Rec	Found	% Rec
Silica	288.158	1070.0	1105.80	**103.3**								

Metals Data Reporting Form

Contract Required Detection Limit Standard

Instrument: ICPST **Units:** ug/L

Chart Number: T90911C.ARC **Acceptable Range:** 50% - 150%

Standard Source: Inorganic Ventures **Standard ID:** MET4106-09

Element	WL/ Mass	True Conc	CRA/RLV 9/11/2009 12:35 PM Found	% Rec	Found	% Rec	Found	% Rec	Found	% Rec	Found	% Rec
Silica	288.158	1070.0	1086.50	**101.5**								

TestAmerica North Canton

Metals Data Reporting Form

Initial Calibration Blank Results

Instrument: CVAA **Units:** ug/L

Chart Number: hg10910b.prn

Standard Source: _____ **Standard ID:** _____

Element	WL/ Mass	Report Limit	Ck4ICB 09/10/09 3:17 PM Found	Q	Found	Q	Found	Q	Found	Q	Found	Q
Mercury	253.7	0.2	0.1	U								

U Result is less than the IDL

B Result is between IDL and RL

Form 3 Equivalent

TestAmerica North Canton

Metals Data Reporting Form

Continuing Calibration Blank Results

Instrument: CVAA **Units:** ug/L

Chart Number: hg10910b.prn

Standard Source: _____ **Standard ID:** _____

Element	WL/ Mass	Report Limit	Ck1CCB 09/10/09 3:21 PM Found	Q	Ck1CCB 09/10/09 3:34 PM Found	Q	Ck1CCB 09/10/09 3:48 PM Found	Q	Ck1CCB 09/10/09 4:02 PM Found	Q	Ck1CCB 09/10/09 4:17 PM Found	Q
Mercury	253.7	0.2	0.1	U	0.1	U	0.1	U	0.1	U	0.1	U

U Result is less than the IDL

B Result is between IDL and RL

Form 3 Equivalent

TestAmerica North Canton

Metals Data Reporting Form

Continuing Calibration Blank Results

Instrument: CVAA **Units:** ug/L

Chart Number: hg10910b.prn

Standard Source: _____ **Standard ID:** _____

Element	WL/ Mass	Report Limit	Ck1CCB 09/10/09 4:31 PM Found	Q	Found	Q	Found	Q	Found	Q	Found	Q
Mercury	253.7	0.2	0.1	U								

5.04.5

U Result is less than the IDL

B Result is between IDL and RL

Form 3 Equivalent

TestAmerica North Canton

Metals Data Reporting Form

Initial Calibration Blank Results

Instrument: CVAA **Units:** ug/L

Chart Number: hg10911c.prn

Standard Source: _____ **Standard ID:** _____

Element	WL/ Mass	Report Limit	Ck4ICB 09/11/09 11:46 AM Found	Q	Found	Q	Found	Q	Found	Q	Found	Q
Mercury	253.7	0.2	0.1	U								

U Result is less than the IDL

B Result is between IDL and RL

TestAmerica North Canton

Metals Data Reporting Form

Continuing Calibration Blank Results

Instrument: CVAA **Units:** ug/L

Chart Number: hg10911c.prn

Standard Source: _____ **Standard ID:** _____

Element	WL/ Mass	Report Limit	Ck1CCB 09/11/09 11:50 AM Found	Q	Ck1CCB 09/11/09 12:25 PM Found	Q	Ck1CCB 09/11/09 12:37 PM Found	Q	Found	Q	Found	Q
Mercury	253.7	0.2	0.1	U	0.1	U	0.1	U				

U Result is less than the IDL

B Result is between IDL and RL

Form 3 Equivalent

TestAmerica North Canton

Metals Data Reporting Form

Initial Calibration Blank Results

Instrument: CVAA **Units:** ug/L

Chart Number: hg40910a.prn

Standard Source: _____ **Standard ID:** _____

Element	WL/ Mass	Report Limit	Ck3ICB 09/10/09 12:44 PM Found	Q	Found	Q	Found	Q	Found	Q	Found	Q
Mercury	253.7	0.2	0.1	U								

5.04.5

U Result is less than the IDL

B Result is between IDL and RL

Form 3 Equivalent

TestAmerica North Canton

Metals Data Reporting Form

Continuing Calibration Blank Results

Instrument: CVAA **Units:** ug/L

Chart Number: hg40910a.prn

Standard Source: _____ **Standard ID:** _____

Element	WL/ Mass	Report Limit	Ck5CCB 09/10/09 12:51 PM		Ck5CCB 09/10/09 1:10 PM		Ck5CCB 09/10/09 1:31 PM		Ck5CCB 09/10/09 1:51 PM		Ck5CCB 09/10/09 2:11 PM	
			Found	Q	Found	Q	Found	Q	Found	Q	Found	Q
Mercury	253.7	0.2	0.1	U	0.1	U	0.1	U	**-0.2**	**B**	**0.1**	**B**

U Result is less than the IDL

B Result is between IDL and RL

TestAmerica North Canton

Metals Data Reporting Form

Continuing Calibration Blank Results

Instrument: CVAA **Units:** ug/L

Chart Number: hg40910a.prn

Standard Source: _____ **Standard ID:** _____

Element	WL/ Mass	Report Limit	~~Ck5CCB 09/10/09 2:32 PM~~ Found	Q	Ck5CCB 09/10/09 2:53 PM Found	Q	Ck5CCB 09/10/09 3:15 PM Found	Q	Ck5CCB 09/10/09 3:33 PM Found	Q	Found	Q
Mercury	253.7	0.2	0.1	U	0.1	U	**0.1**	**B**	0.1	U		

5.04.5

U Result is less than the IDL

B Result is between IDL and RL

Form 3 Equivalent

TestAmerica North Canton

Metals Data Reporting Form

Initial Calibration Blank Results

Instrument: ICPMS **Units:** ug/L

Chart Number: I80915B.csv

Standard Source: _____ **Standard ID:** _____

Element	WL/ Mass	Report Limit	ICB 09/15/09 1:03 PM Found	Q	Found	Q	Found	Q	Found	Q	Found	Q
Antimony	121	2	**0.14**	**B**								
Arsenic	75	5	0.12	U								
Barium	137	1	0.033	U								
Beryllium	9	1	0.025	U								
Cadmium	111	1	0.014	U								
Chromium	52	2	**-0.058**	**B**								
Cobalt	59	1	0.015	U								
Copper	65	2	0.079	U								
Iron	56	50	4.7	U								
Lead	208	1	0.028	U								
Manganese	55	1	0.034	U								
Molybdenum	95	2	0.23	U								
Nickel	60	2	0.048	U								
Selenium	78	5	**0.26**	**B**								
Silver	107	1	0.02	U								
Thallium	205	1	**0.21**	**B**								
Vanadium	51	20	0.29	U								
Zinc	66	20	0.6	U								

U Result is less than the IDL

B Result is between IDL and RL

Form 3 Equivalent

TestAmerica North Canton

Metals Data Reporting Form

Continuing Calibration Blank Results

Instrument: ICPMS **Units:** ug/L

Chart Number: I80915B.csv

Standard Source: _____ **Standard ID:** _____

Element	WL/ Mass	Report Limit	CCB 09/15/09 1:24 PM		CCB 10 09/15/09 10:52 PM		CCB 09/15/09 11:07 PM		CCB 11 09/16/09 12:20 AM		CCB 12 09/16/09 1:11 AM	
			Found	Q	Found	Q	Found	Q	Found	Q	Found	Q
Antimony	121	2	**0.099**	**B**	**0.11**	**B**	**0.14**	**B**	**0.11**	**B**	**0.11**	**B**
Arsenic	75	5	0.12	U	0.12	U	0.12	U	0.12	U	0.12	U
Barium	137	1	0.033	U	**0.098**	**B**	**0.1**	**B**	**0.1**	**B**	**0.14**	**B**
Beryllium	9	1	0.025	U	**0.036**	**B**	**0.074**	**B**	**0.069**	**B**	**0.067**	**B**
Cadmium	111	1	0.014	U	**0.04**	**B**	**0.077**	**B**	**0.048**	**B**	**0.08**	**B**
Chromium	52	2	0.042	U	0.042	U	0.042	U	0.042	U	0.042	U
Cobalt	59	1	0.015	U	**0.047**	**B**	**0.058**	**B**	**0.065**	**B**	**0.08**	**B**
Copper	65	2	0.079	U	0.079	U	0.079	U	0.079	U	0.079	U
Iron	56	50	4.7	U	**12.3**	**B**	**14.1**	**B**	**16.4**	**B**	**17.7**	**B**
Lead	208	1	0.028	U	**0.037**	**B**	**0.046**	**B**	**0.051**	**B**	**0.065**	**B**
Manganese	55	1	0.034	U	**0.39**	**B**	**0.52**	**B**	**0.61**	**B**	**0.81**	**B**
Molybdenum	95	2	**1.1**	**B**	0.23	U	**0.43**	**B**	0.23	U	**0.23**	**B**
Nickel	60	2	0.048	U	0.048	U	**0.066**	**B**	0.048	U	0.048	U
Selenium	78	5	**0.26**	**B**	**0.15**	**B**	**0.19**	**B**	**0.24**	**B**	**0.17**	**B**
Silver	107	1	0.02	U	**0.04**	**B**	**0.06**	**B**	**0.064**	**B**	**0.069**	**B**
Thallium	205	1	**0.24**	**B**	**0.26**	**B**	**0.31**	**B**	**0.24**	**B**	**0.24**	**B**
Vanadium	51	20	0.29	U	0.29	U	0.29	U	0.29	U	0.29	U
Zinc	66	20	0.6	U	0.6	U	0.6	U	0.6	U	0.6	U

U Result is less than the IDL

B Result is between IDL and RL

Form 3 Equivalent

TestAmerica North Canton

Metals Data Reporting Form

Continuing Calibration Blank Results

Instrument: ICPMS **Units:** ug/L

Chart Number: I80915B.csv

Standard Source: _____ **Standard ID:** _____

Element	WL/ Mass	Report Limit	CCB 13 09/16/09 2:08 AM Found	Q	CCB 14 09/16/09 3:00 AM Found	Q	Found	Q	Found	Q	Found	Q
Antimony	121	2	**0.096**	**B**	**0.1**	**B**						
Arsenic	75	5	0.12	U	0.12	U						
Barium	137	1	**0.14**	**B**	**0.11**	**B**						
Beryllium	9	1	**0.075**	**B**	**0.086**	**B**						
Cadmium	111	1	**0.098**	**B**	**0.1**	**B**						
Chromium	52	2	0.042	U	0.042	U						
Cobalt	59	1	**0.095**	**B**	**0.12**	**B**						
Copper	65	2	0.079	U	0.079	U						
Iron	56	50	**20.1**	**B**	**25**	**B**						
Lead	208	1	**0.069**	**B**	**0.07**	**B**						
Manganese	55	1	**0.99**	**B**	**1.3**							
Molybdenum	95	2	**0.24**	**B**	**0.24**	**B**						
Nickel	60	2	**0.06**	**B**	**0.093**	**B**						
Selenium	78	5	**0.33**	**B**	**0.24**	**B**						
Silver	107	1	**0.082**	**B**	**0.075**	**B**						
Thallium	205	1	**0.24**	**B**	**0.24**	**B**						
Vanadium	51	20	0.29	U	0.29	U						
Zinc	66	20	0.6	U	0.6	U						

U Result is less than the IDL

B Result is between IDL and RL

TestAmerica North Canton

Metals Data Reporting Form

Initial Calibration Blank Results

Instrument: ICPMS **Units:** ug/L

Chart Number: I80916A.csv

Standard Source: _____ **Standard ID:** _____

Element	WL/ Mass	Report Limit	ICB 09/16/09 7:49 AM Found	Q	Found	Q	Found	Q	Found	Q	Found	Q
Antimony	121	2	**0.12**	**B**								
Arsenic	75	5	**-0.12**	**B**								
Barium	137	1	0.033	U								
Beryllium	9	1	0.025	U								
Cadmium	111	1	0.014	U								
Chromium	52	2	**-0.063**	**B**								
Cobalt	59	1	0.015	U								
Copper	65	2	0.079	U								
Iron	56	50	4.7	U								
Lead	208	1	0.028	U								
Manganese	55	1	0.034	U								
Molybdenum	95	2	0.23	U								
Nickel	60	2	0.048	U								
Selenium	78	5	**-0.18**	**B**								
Silver	107	1	0.02	U								
Thallium	205	1	**0.22**	**B**								
Vanadium	51	20	0.29	U								
Zinc	66	20	0.6	U								

U Result is less than the IDL

B Result is between IDL and RL

Form 3 Equivalent

TestAmerica North Canton

Metals Data Reporting Form

Continuing Calibration Blank Results

Instrument: ICPMS **Units:** ug/L

Chart Number: I80916A.csv

Standard Source: _____ **Standard ID:** _____

Element	WL/ Mass	Report Limit	CCB 09/16/09 8:16 AM Found	Q	CCB 3 09/16/09 10:54 AM Found	Q	CCB 4 09/16/09 11:45 AM Found	Q	CCB 5 09/16/09 12:37 PM Found	Q	CCB 6 09/16/09 1:36 PM Found	Q
Antimony	121	2	**0.062**	**B**	**0.083**	**B**	**0.09**	**B**	**0.094**	**B**	**0.13**	**B**
Arsenic	75	5	0.12	U	0.12	U	0.12	U	0.12	U	0.12	U
Barium	137	1	0.033	U	**0.061**	**B**	**0.042**	**B**	**0.052**	**B**	**0.061**	**B**
Beryllium	9	1	0.025	U	0.025	U	**0.027**	**B**	**0.041**	**B**	**0.062**	**B**
Cadmium	111	1	0.014	U	**0.032**	**B**	**0.037**	**B**	**0.059**	**B**	**0.063**	**B**
Chromium	52	2	0.042	U	**-0.076**	**B**	**-0.066**	**B**	0.042	U	**0.08**	**B**
Cobalt	59	1	0.015	U	**0.028**	**B**	**0.038**	**B**	**0.055**	**B**	**0.065**	**B**
Copper	65	2	0.079	U	0.079	U	0.079	U	0.079	U	**0.12**	**B**
Iron	56	50	4.7	U	**9.2**	**B**	**12.1**	**B**	**13.8**	**B**	**21.3**	**B**
Lead	208	1	0.028	U	0.028	U	**0.038**	**B**	**0.047**	**B**	**0.062**	**B**
Manganese	55	1	0.034	U	**0.17**	**B**	**0.28**	**B**	**0.39**	**B**	**0.47**	**B**
Molybdenum	95	2	**0.48**	**B**	0.23	U	0.23	U	0.23	U	0.23	U
Nickel	60	2	0.048	U	**0.049**	**B**	**0.06**	**B**	**0.085**	**B**	**0.069**	**B**
Selenium	78	5	**-0.21**	**B**	**-0.15**	**B**	0.14	U	0.14	U	**-0.2**	**B**
Silver	107	1	0.02	U	**0.026**	**B**	**0.031**	**B**	**0.041**	**B**	**0.056**	**B**
Thallium	205	1	**0.15**	**B**	**0.19**	**B**	**0.2**	**B**	**0.21**	**B**	**0.14**	**B**
Vanadium	51	20	0.29	U	0.29	U	0.29	U	0.29	U	0.29	U
Zinc	66	20	0.6	U	0.6	U	0.6	U	0.6	U	0.6	U

U Result is less than the IDL

B Result is between IDL and RL

Form 3 Equivalent

TestAmerica North Canton

Metals Data Reporting Form

Continuing Calibration Blank Results

Instrument: ICPMS **Units:** ug/L

Chart Number: I80916A.csv

Standard Source: _____ **Standard ID:** _____

Element	WL/ Mass	Report Limit	CCB 7 09/16/09 2:34 PM		CCB 8 09/16/09 3:39 PM		CCB 09/16/09 4:58 PM		CCB 09/16/09 6:17 PM		CCB 09/16/09 7:36 PM	
			Found	Q	Found	Q	Found	Q	Found	Q	Found	Q
Antimony	121	2	**0.083**	**B**	**0.065**	**B**	**0.12**	**B**	**0.089**	**B**	**0.15**	**B**
Arsenic	75	5	0.12	U	0.12	U	0.12	U	0.12	U	0.12	U
Barium	137	1	**0.049**	**B**	**0.061**	**B**	**0.052**	**B**	**0.055**	**B**	**0.073**	**B**
Beryllium	9	1	0.025	U	0.025	U	0.025	U	**0.027**	**B**	**0.027**	**B**
Cadmium	111	1	**0.03**	**B**	**0.041**	**B**	**0.045**	**B**	**0.059**	**B**	**0.042**	**B**
Chromium	52	2	0.042	U	0.042	U	**0.065**	**B**	**0.058**	**B**	**0.1**	**B**
Cobalt	59	1	**0.026**	**B**	**0.043**	**B**	**0.026**	**B**	**0.028**	**B**	**0.051**	**B**
Copper	65	2	0.079	U	0.079	U	0.079	U	0.079	U	**0.083**	**B**
Iron	56	50	**12**	**B**	**13.5**	**B**	**14.1**	**B**	**16**	**B**	**18.1**	**B**
Lead	208	1	**0.03**	**B**	**0.041**	**B**	**0.041**	**B**	**0.054**	**B**	**0.063**	**B**
Manganese	55	1	**0.29**	**B**	**0.32**	**B**	**0.36**	**B**	**0.37**	**B**	**0.44**	**B**
Molybdenum	95	2	0.23	U	0.23	U	0.23	U	0.23	U	**0.26**	**B**
Nickel	60	2	**0.053**	**B**	0.048	U	0.048	U	**0.064**	**B**	**0.064**	**B**
Selenium	78	5	0.14	U	0.14	U	**-0.26**	**B**	0.14	U	**-0.16**	**B**
Silver	107	1	**0.02**	**B**	**0.027**	**B**	**0.039**	**B**	**0.045**	**B**	**0.045**	**B**
Thallium	205	1	**0.17**	**B**	**0.17**	**B**	**0.19**	**B**	**0.2**	**B**	**0.24**	**B**
Vanadium	51	20	0.29	U	0.29	U	0.29	U	0.29	U	0.29	U
Zinc	66	20	0.6	U	0.6	U	0.6	U	0.6	U	0.6	U

U Result is less than the IDL

B Result is between IDL and RL

TestAmerica North Canton

Metals Data Reporting Form

Continuing Calibration Blank Results

Instrument: ICPMS **Units:** ug/L

Chart Number: I80916A.csv

Standard Source: _____ **Standard ID:** _____

Element	WL/ Mass	Report Limit	CCB 09/16/09 8:55 PM Found	Q	CCB 09/16/09 10:15 PM Found	Q	CCB 09/16/09 11:34 PM Found	Q	Found	Q	Found	Q
Antimony	121	2	**0.091**	**B**	**0.1**	**B**	**0.15**	**B**				
Arsenic	75	5	0.12	U	0.12	U	**-0.18**	**B**				
Barium	137	1	**0.054**	**B**	**0.078**	**B**	**0.065**	**B**				
Beryllium	9	1	**0.044**	**B**	**0.044**	**B**	**0.059**	**B**				
Cadmium	111	1	**0.045**	**B**	**0.1**	**B**	**0.065**	**B**				
Chromium	52	2	0.042	U	0.042	U	**0.064**	**B**				
Cobalt	59	1	**0.046**	**B**	**0.062**	**B**	**0.079**	**B**				
Copper	65	2	**0.089**	**B**	**0.11**	**B**	0.079	U				
Iron	56	50	**22.4**	**B**	**24.5**	**B**	**25.1**	**B**				
Lead	208	1	**0.064**	**B**	**0.067**	**B**	**0.073**	**B**				
Manganese	55	1	**0.51**	**B**	**0.59**	**B**	**0.79**	**B**				
Molybdenum	95	2	**0.25**	**B**	**0.24**	**B**	0.23	U				
Nickel	60	2	**0.098**	**B**	**0.086**	**B**	**0.13**	**B**				
Selenium	78	5	0.14	U	0.14	U	0.14	U				
Silver	107	1	**0.049**	**B**	**0.057**	**B**	**0.059**	**B**				
Thallium	205	1	**0.21**	**B**	**0.2**	**B**	**0.22**	**B**				
Vanadium	51	20	0.29	U	0.29	U	0.29	U				
Zinc	66	20	0.6	U	0.6	U	0.6	U				

U Result is less than the IDL

B Result is between IDL and RL

Form 3 Equivalent

TestAmerica North Canton

Metals Data Reporting Form

Initial Calibration Blank Results

Instrument: ICPMS **Units:** ug/L

Chart Number: I80917B.csv

Standard Source: _____ **Standard ID:** _____

Element	WL/ Mass	Report Limit	ICB 09/17/09 9:47 AM Found	Q	Found	Q	Found	Q	Found	Q	Found	Q
Beryllium	9	1	0.025	U								
Manganese	55	1	0.034	U								

U Result is less than the IDL

B Result is between IDL and RL

Form 3 Equivalent

TestAmerica North Canton

Metals Data Reporting Form

Continuing Calibration Blank Results

Instrument: ICPMS **Units:** ug/L

Chart Number: I80917B.csv

Standard Source: _____ **Standard ID:** _____

Element	WL/ Mass	Report Limit	CCB 09/17/09 10:13 AM Found	Q	CCB 1 09/17/09 10:56 AM Found	Q	CCB 2 09/17/09 11:53 AM Found	Q	CCB 3 09/17/09 12:51 PM Found	Q	CCB 4 09/17/09 1:50 PM Found	Q
Beryllium	9	1	0.025	U	0.025	U	**0.027**	**B**	0.025	U	0.025	U
Manganese	55	1	0.034	U	**0.072**	**B**	**0.098**	**B**	**0.19**	**B**	**0.24**	**B**

U Result is less than the IDL

B Result is between IDL and RL

TestAmerica Pittsburgh

Metals Data Reporting Form

Initial Calibration Blank Results

Instrument: ICPST **Units:** ug/L

Chart Number: T90910A.ARC

Standard Source: _____ **Standard ID:** _____

Element	WL/ Mass	Report Limit	ICB1 9/10/2009 10:01 AM Found	Q	Found	Q	Found	Q	Found	Q	Found	Q
Calcium	317.933	5000	**12.1**	**B**								
Magnesium	279.078	5000	20.7	U								
Potassium	766.491	5000	213.0	U								
Sodium	330.232	5000	**-390.0**	**B**								

U Result is less than the IDL

B Result is between IDL and RL

Form 3 Equivalent

TestAmerica Pittsburgh

Metals Data Reporting Form

Continuing Calibration Blank Result

Instrument: ICPST **Units:** ug/L

Chart Number: T90910A.ARC

Standard Source: _____ **Standard ID:** _____

Element	WL/ Mass	Report Limit	CCB1 9/10/2009 10:29 AM Found	Q	CCB2 9/10/2009 11:34 AM Found	Q	CCB3 9/10/2009 12:40 PM Found	Q	CCB4 9/10/2009 1:47 PM Found	Q	CCB5 9/10/2009 2:57 PM Found	Q
Calcium	317.933	5000	9.7	U	9.7	U	9.7	U	9.7	U	9.7	U
Magnesium	279.078	5000	20.7	U	20.7	U	20.7	U	20.7	U	20.7	U
Potassium	766.491	5000	213.0	U	213.0	U	213.0	U	213.0	U	**227.0**	**B**
Sodium	330.232	5000	**-570.0**	**B**	**-560.0**	**B**	**-500.0**	**B**	**-420.0**	**B**	**-430.0**	**B**

5.22.0

U Result is less than the IDL
B Result is between IDL and RL

Form 3 Equivalent

TestAmerica Pittsburgh

Metals Data Reporting Form

Continuing Calibration Blank Result

Instrument: ICPST **Units:** ug/L

Chart Number: T90910A.ARC

Standard Source: _____ **Standard ID:** _____

Element	WL/ Mass	Report Limit	CCB6 9/10/2009 4:03 PM Found	Q	Found	Q	Found	Q	Found	Q	Found	Q
Calcium	317.933	5000	9.7	U								
Magnesium	279.078	5000	20.7	U								
Potassium	766.491	5000	213.0	U								
Sodium	330.232	5000	**732.0**	**B**								

5.22.0

U Result is less than the IDL

B Result is between IDL and RL

Form 3 Equivalent

TestAmerica Pittsburgh

Metals Data Reporting Form

Initial Calibration Blank Results

Instrument: ICPST **Units:** ug/L

Chart Number: T90911C.ARC

Standard Source: _____ **Standard ID:** _____

Element	WL/ Mass	Report Limit	ICB1 9/11/2009 12:30 PM Found	Q	Found	Q	Found	Q	Found	Q	Found	Q
Calcium	317.933	5000	9.7	U								
Magnesium	279.078	5000	20.7	U								
Potassium	766.491	5000	213.0	U								
Sodium	330.232	5000	**-460.0**	**B**								

U Result is less than the IDL

B Result is between IDL and RL

Form 3 Equivalent

TestAmerica Pittsburgh

Metals Data Reporting Form

Continuing Calibration Blank Result

Instrument: ICPST **Units:** ug/L

Chart Number: T90911C.ARC

Standard Source: **Standard ID:**

Element	WL/ Mass	Report Limit	CCB1 9/11/2009 12:57 PM Found	Q	CCB2 9/11/2009 2:03 PM Found	Q	Found	Q	Found	Q	Found	Q
Calcium	317.933	5000	9.7	U	9.7	U						
Magnesium	279.078	5000	20.7	U	20.7	U						
Potassium	766.491	5000	213.0	U	213.0	U						
Sodium	330.232	5000	**-480.0**	**B**	**-400.0**	**B**						

5.22.0

U Result is less than the IDL

B Result is between IDL and RL

Form 3 Equivalent

TestAmerica Pittsburgh

Metals Data Reporting Form

Initial Calibration Blank Results

Instrument: ICPST **Units:** ug/L

Chart Number: T90910A.ARC

Standard Source: _____ **Standard ID:** _____

Element	WL/ Mass	Report Limit	ICB1 9/10/2009 10:01 AM Found	Q	Found	Q	Found	Q	Found	Q	Found	Q
Silica	288.158	1070	13.4	U								

5.22.0

U Result is less than the MDL

B Result is between MDL and RL

Form 3 Equivalent

TestAmerica Pittsburgh

Metals Data Reporting Form

Continuing Calibration Blank Result

Instrument: ICPST **Units:** ug/L

Chart Number: T90910A.ARC

Standard Source: _____ **Standard ID:** _____

Element	WL/ Mass	Report Limit	CCB1 9/10/2009 10:29 AM Found	Q	CCB2 9/10/2009 11:34 AM Found	Q	CCB3 9/10/2009 12:40 PM Found	Q	CCB4 9/10/2009 1:47 PM Found	Q	CCB5 9/10/2009 2:57 PM Found	Q
Silica	288.158	1070	**53.3**	**B**	**81.1**	**B**	**34.9**	**B**	**44.8**	**B**	**22.3**	**B**

5.22.0

U Result is less than the MDL

B Result is between MDL and RL

Form 3 Equivalent

TestAmerica Pittsburgh

Metals Data Reporting Form

Continuing Calibration Blank Result

Instrument: ICPST **Units:** ug/L

Chart Number: T90910A.ARC

Standard Source: _____ **Standard ID:** _____

Element	WL/ Mass	Report Limit	CCB6 9/10/2009 4:03 PM Found	Q	Found	Q	Found	Q	Found	Q	Found	Q
Silica	288.158	1070	111.0	B								

5.22.0

U Result is less than the MDL

B Result is between MDL and RL

Form 3 Equivalent

TestAmerica Pittsburgh

Metals Data Reporting Form

Initial Calibration Blank Results

Instrument: ICPST **Units:** ug/L

Chart Number: T90911C.ARC

Standard Source: _____ **Standard ID:** _____

Element	WL/ Mass	Report Limit	ICB1 9/11/2009 12:30 PM Found	Q	Found	Q	Found	Q	Found	Q	Found	Q
Silica	288.158	1070	13.4	U								

5.22.0

U Result is less than the MDL

B Result is between MDL and RL

Form 3 Equivalent

TestAmerica Pittsburgh

Metals Data Reporting Form

Continuing Calibration Blank Result

Instrument: ICPST **Units:** ug/L

Chart Number: T90911C.ARC

Standard Source: _____ **Standard ID:** _____

Element	WL/ Mass	Report Limit	CCB1 9/11/2009 12:57 PM Found	Q	CCB2 9/11/2009 2:03 PM Found	Q	Found	Q	Found	Q	Found	Q
Silica	288.158	1070	**16.4**	**B**	**206.0**	**B**						

5.22.0

U Result is less than the MDL

B Result is between MDL and RL

Form 3 Equivalent

METHOD BLANK REPORT

TOTAL Metals

Client Lot #...: 9I04243 Matrix.....: WATER

PARAMETER	RESULT	REPORTING LIMIT	UNITS	METHOD	PREPARATION-ANALYSIS DATE	WORK ORDER #
MB Lot-Sample #: A9I090000-015 **Prep Batch #...:** 9252015						
Antimony	ND	2.0	ug/L	SW846 6020	09/09-09/16/09	LKGMX1AA
		Dilution Factor: 1				
		Analysis Time..: 18:50		Analyst ID.....: 002260	Instrument ID..: I8	
Arsenic	ND	5.0	ug/L	SW846 6020	09/09-09/16/09	LKGMX1AC
		Dilution Factor: 1				
		Analysis Time..: 18:50		Analyst ID.....: 002260	Instrument ID..: I8	
Barium	0.47 B	1.0	ug/L	SW846 6020	09/09-09/16/09	LKGMX1AD
		Dilution Factor: 1				
		Analysis Time..: 18:50		Analyst ID.....: 002260	Instrument ID..: I8	
Beryllium	ND	1.0	ug/L	SW846 6020	09/09-09/17/09	LKGMX1AE
		Dilution Factor: 1				
		Analysis Time..: 10:47		Analyst ID.....: 002260	Instrument ID..: I8	
Cadmium	ND	1.0	ug/L	SW846 6020	09/09-09/16/09	LKGMX1AF
		Dilution Factor: 1				
		Analysis Time..: 18:50		Analyst ID.....: 002260	Instrument ID..: I8	
Chromium	0.25 B	2.0	ug/L	SW846 6020	09/09-09/16/09	LKGMX1AV
		Dilution Factor: 1				
		Analysis Time..: 18:50		Analyst ID.....: 002260	Instrument ID..: I8	
Cobalt	ND	1.0	ug/L	SW846 6020	09/09-09/16/09	LKGMX1AG
		Dilution Factor: 1				
		Analysis Time..: 18:50		Analyst ID.....: 002260	Instrument ID..: I8	
Copper	0.38 B	2.0	ug/L	SW846 6020	09/09-09/16/09	LKGMX1AH
		Dilution Factor: 1				
		Analysis Time..: 18:50		Analyst ID.....: 002260	Instrument ID..: I8	
Iron	13.2 B	50.0	ug/L	SW846 6020	09/09-09/16/09	LKGMX1AJ
		Dilution Factor: 1				
		Analysis Time..: 18:50		Analyst ID.....: 002260	Instrument ID..: I8	
Lead	0.050 B	1.0	ug/L	SW846 6020	09/09-09/16/09	LKGMX1AK
		Dilution Factor: 1				
		Analysis Time..: 18:50		Analyst ID.....: 002260	Instrument ID..: I8	
Manganese	0.83 B	1.0	ug/L	SW846 6020	09/09-09/16/09	LKGMX1AL
		Dilution Factor: 1				
		Analysis Time..: 18:50		Analyst ID.....: 002260	Instrument ID..: I8	

(Continued on next page)

METHOD BLANK REPORT

TOTAL Metals

Client Lot #...: 9I04243 **Matrix.....:** WATER

PARAMETER	RESULT	REPORTING LIMIT	UNITS	METHOD	PREPARATION-ANALYSIS DATE	WORK ORDER #
Molybdenum	ND	2.0	ug/L	SW846 6020	09/09-09/16/09	LKGMX1AM
		Dilution Factor: 1				
		Analysis Time..: 18:50		Analyst ID.....: 002260	Instrument ID..: I8	
Nickel	ND	2.0	ug/L	SW846 6020	09/09-09/16/09	LKGMX1AN
		Dilution Factor: 1				
		Analysis Time..: 18:50		Analyst ID.....: 002260	Instrument ID..: I8	
Selenium	ND	5.0	ug/L	SW846 6020	09/09-09/16/09	LKGMX1AP
		Dilution Factor: 1				
		Analysis Time..: 18:50		Analyst ID.....: 002260	Instrument ID..: I8	
Silver	ND	1.0	ug/L	SW846 6020	09/09-09/16/09	LKGMX1AQ
		Dilution Factor: 1				
		Analysis Time..: 18:50		Analyst ID.....: 002260	Instrument ID..: I8	
Thallium	ND	1.0	ug/L	SW846 6020	09/09-09/16/09	LKGMX1AR
		Dilution Factor: 1				
		Analysis Time..: 18:50		Analyst ID.....: 002260	Instrument ID..: I8	
Vanadium	ND	20.0	ug/L	SW846 6020	09/09-09/16/09	LKGMX1AT
		Dilution Factor: 1				
		Analysis Time..: 18:50		Analyst ID.....: 002260	Instrument ID..: I8	
Zinc	5.6 B	**20.0**	**ug/L**	**SW846 6020**	**09/09-09/16/09**	**LKGMX1AU**
		Dilution Factor: 1				
		Analysis Time..: 18:50		Analyst ID.....: 002260	Instrument ID..: I8	
Mercury	ND	0.20	ug/L	SW846 7470A	09/09-09/10/09	LKGMX1AW
		Dilution Factor: 1				
		Analysis Time..: 15:49		Analyst ID.....: 001576	Instrument ID..: H1	

MB Lot-Sample #: A9I090000-016 **Prep Batch #...:** 9252016

Antimony	ND	2.0	ug/L	SW846 6020	09/09-09/15/09	LKGM11AA
		Dilution Factor: 1				
		Analysis Time..: 23:44		Analyst ID.....: 002260	Instrument ID..: I8	
Arsenic	ND	5.0	ug/L	SW846 6020	09/09-09/15/09	LKGM11AC
		Dilution Factor: 1				
		Analysis Time..: 23:44		Analyst ID.....: 002260	Instrument ID..: I8	
Barium	0.42 B	**1.0**	**ug/L**	**SW846 6020**	**09/09-09/15/09**	**LKGM11AD**
		Dilution Factor: 1				
		Analysis Time..: 23:44		Analyst ID.....: 002260	Instrument ID..: I8	

(Continued on next page)

METHOD BLANK REPORT

TOTAL Metals

Client Lot #...: 9I04243 **Matrix.....:** WATER

PARAMETER	RESULT	REPORTING LIMIT	UNITS	METHOD	PREPARATION-ANALYSIS DATE	WORK ORDER #
Beryllium	ND	1.0	ug/L	SW846 6020	09/09-09/15/09	LKGM11AE
		Dilution Factor: 1				
		Analysis Time..: 23:44		Analyst ID.....: 002260	Instrument ID..: I8	
Cadmium	ND	1.0	ug/L	SW846 6020	09/09-09/15/09	LKGM11AF
		Dilution Factor: 1				
		Analysis Time..: 23:44		Analyst ID.....: 002260	Instrument ID..: I8	
Chromium	0.25 B	**2.0**	**ug/L**	**SW846 6020**	**09/09-09/15/09**	**LKGM11AV**
		Dilution Factor: 1				
		Analysis Time..: 23:44		Analyst ID.....: 002260	Instrument ID..: I8	
Cobalt	ND	1.0	ug/L	SW846 6020	09/09-09/15/09	LKGM11AG
		Dilution Factor: 1				
		Analysis Time..: 23:44		Analyst ID.....: 002260	Instrument ID..: I8	
Copper	0.43 B	**2.0**	**ug/L**	**SW846 6020**	**09/09-09/15/09**	**LKGM11AH**
		Dilution Factor: 1				
		Analysis Time..: 23:44		Analyst ID.....: 002260	Instrument ID..: I8	
Iron	25.9 B	**50.0**	**ug/L**	**SW846 6020**	**09/09-09/15/09**	**LKGM11AJ**
		Dilution Factor: 1				
		Analysis Time..: 23:44		Analyst ID.....: 002260	Instrument ID..: I8	
Lead	ND	1.0	ug/L	SW846 6020	09/09-09/15/09	LKGM11AK
		Dilution Factor: 1				
		Analysis Time..: 23:44		Analyst ID.....: 002260	Instrument ID..: I8	
Manganese	**0.80 B**	**1.0**	**ug/L**	**SW846 6020**	**09/09-09/16/09**	**LKGM11AL**
		Dilution Factor: 1				
		Analysis Time..: 11:18		Analyst ID.....: 002260	Instrument ID..: I8	
Molybdenum	ND	2.0	ug/L	SW846 6020	09/09-09/15/09	LKGM11AM
		Dilution Factor: 1				
		Analysis Time..: 23:44		Analyst ID.....: 002260	Instrument ID..: I8	
Nickel	ND	2.0	ug/L	SW846 6020	09/09-09/15/09	LKGM11AN
		Dilution Factor: 1				
		Analysis Time..: 23:44		Analyst ID.....: 002260	Instrument ID..: I8	
Selenium	ND	5.0	ug/L	SW846 6020	09/09-09/15/09	LKGM11AP
		Dilution Factor: 1				
		Analysis Time..: 23:44		Analyst ID.....: 002260	Instrument ID..: I8	
Silver	ND	1.0	ug/L	SW846 6020	09/09-09/15/09	LKGM11AQ
		Dilution Factor: 1				
		Analysis Time..: 23:44		Analyst ID.....: 002260	Instrument ID..: I8	

(Continued on next page)

METHOD BLANK REPORT

TOTAL Metals

Client Lot #...: 9I04243 Matrix.....: WATER

PARAMETER	RESULT	REPORTING LIMIT	UNITS	METHOD	PREPARATION-ANALYSIS DATE	WORK ORDER #
Thallium	ND	1.0	ug/L	SW846 6020	09/09-09/15/09	LKGM11AR
		Dilution Factor: 1				
		Analysis Time..: 23:44		Analyst ID.....: 002260	Instrument ID..: I8	
Vanadium	ND	20.0	ug/L	SW846 6020	09/09-09/15/09	LKGM11AT
		Dilution Factor: 1				
		Analysis Time..: 23:44		Analyst ID.....: 002260	Instrument ID..: I8	
Zinc	**5.4 B**	**20.0**	**ug/L**	**SW846 6020**	**09/09-09/15/09**	**LKGM11AU**
		Dilution Factor: 1				
		Analysis Time..: 23:44		Analyst ID.....: 002260	Instrument ID..: I8	
Mercury	ND	0.20	ug/L	SW846 7470A	09/09-09/10/09	LKGM11AW
		Dilution Factor: 1				
		Analysis Time..: 14:41		Analyst ID.....: 001576	Instrument ID..: H4	

MB Lot-Sample #: C9I090000-492 Prep Batch #...: 9252492

Calcium	**34.0 B**	**5000**	**ug/L**	**SW846 6010B**	**09/09-09/10/09**	**LKH8V1AA**
		Dilution Factor: 1				
		Analysis Time..: 14:12		Analyst ID.....: 022952	Instrument ID..: TRA	
Magnesium	ND	5000	ug/L	SW846 6010B	09/09-09/10/09	LKH8V1AD
		Dilution Factor: 1				
		Analysis Time..: 14:12		Analyst ID.....: 022952	Instrument ID..: TRA	
Potassium	**218 B**	**5000**	**ug/L**	**SW846 6010B**	**09/09-09/10/09**	**LKH8V1AC**
		Dilution Factor: 1				
		Analysis Time..: 14:12		Analyst ID.....: 022952	Instrument ID..: TRA	
Silica	**41.0 B**	**1070**	**ug/L**	**SW846 6010B**	**09/09-09/10/09**	**LKH8V1AF**
		Dilution Factor: 1				
		Analysis Time..: 14:12		Analyst ID.....: 022952	Instrument ID..: TRA	
Sodium	ND	5000	ug/L	SW846 6010B	09/09-09/10/09	LKH8V1AE
		Dilution Factor: 1				
		Analysis Time..: 14:12		Analyst ID.....: 022952	Instrument ID..: TRA	

NOTE(S):

Calculations are performed before rounding to avoid round-off errors in calculated results.

B Estimated result. Result is less than RL.

METHOD BLANK REPORT

DISSOLVED Metals

Same as Total

Client Lot #...: 9I04243 Matrix.....: WATER

PARAMETER	RESULT	REPORTING LIMIT	UNITS	METHOD	PREPARATION-ANALYSIS DATE	WORK ORDER #
MB Lot-Sample #: A9I090000-015 **Prep Batch #...:** 9252015						
Antimony	ND	2.0	ug/L	SW846 6020	09/09-09/16/09	LKGMX1CK
		Dilution Factor: 1				
		Analysis Time..: 18:50		Analyst ID.....: 002260	Instrument ID..: I8	
Arsenic	ND	5.0	ug/L	SW846 6020	09/09-09/16/09	LKGMX1CL
		Dilution Factor: 1				
		Analysis Time..: 18:50		Analyst ID.....: 002260	Instrument ID..: I8	
Barium	**0.47 B**	**1.0**	**ug/L**	**SW846 6020**	**09/09-09/16/09**	**LKGMX1CM**
		Dilution Factor: 1				
		Analysis Time..: 18:50		Analyst ID.....: 002260	Instrument ID..: I8	
Beryllium	ND	1.0	ug/L	SW846 6020	09/09-09/17/09	LKGMX1CN
		Dilution Factor: 1				
		Analysis Time..: 10:47		Analyst ID.....: 002260	Instrument ID..: I8	
Cadmium	ND	1.0	ug/L	SW846 6020	09/09-09/16/09	LKGMX1CP
		Dilution Factor: 1				
		Analysis Time..: 18:50		Analyst ID.....: 002260	Instrument ID..: I8	
Chromium	**0.25 B**	**2.0**	**ug/L**	**SW846 6020**	**09/09-09/16/09**	**LKGMX1C5**
		Dilution Factor: 1				
		Analysis Time..: 18:50		Analyst ID.....: 002260	Instrument ID..: I8	
Cobalt	ND	1.0	ug/L	SW846 6020	09/09-09/16/09	LKGMX1CQ
		Dilution Factor: 1				
		Analysis Time..: 18:50		Analyst ID.....: 002260	Instrument ID..: I8	
Copper	**0.38 B**	**2.0**	**ug/L**	**SW846 6020**	**09/09-09/16/09**	**LKGMX1CR**
		Dilution Factor: 1				
		Analysis Time..: 18:50		Analyst ID.....: 002260	Instrument ID..: I8	
Iron	**13.2 B**	**50.0**	**ug/L**	**SW846 6020**	**09/09-09/16/09**	**LKGMX1CT**
		Dilution Factor: 1				
		Analysis Time..: 18:50		Analyst ID.....: 002260	Instrument ID..: I8	
Lead	**0.050 B**	**1.0**	**ug/L**	**SW846 6020**	**09/09-09/16/09**	**LKGMX1CU**
		Dilution Factor: 1				
		Analysis Time..: 18:50		Analyst ID.....: 002260	Instrument ID..: I8	
Manganese	**0.83 B**	**1.0**	**ug/L**	**SW846 6020**	**09/09-09/16/09**	**LKGMX1CV**
		Dilution Factor: 1				
		Analysis Time..: 18:50		Analyst ID.....: 002260	Instrument ID..: I8	

(Continued on next page)

METHOD BLANK REPORT

DISSOLVED Metals

Client Lot #...: 9I04243 **Matrix.....:** WATER

PARAMETER	RESULT	REPORTING LIMIT	UNITS	METHOD	PREPARATION-ANALYSIS DATE	WORK ORDER #
Molybdenum	ND	2.0	ug/L	SW846 6020	09/09-09/16/09	LKGMX1CW
		Dilution Factor: 1				
		Analysis Time..: 18:50		Analyst ID.....: 002260	Instrument ID..: I8	
Nickel	ND	2.0	ug/L	SW846 6020	09/09-09/16/09	LKGMX1CX
		Dilution Factor: 1				
		Analysis Time..: 18:50		Analyst ID.....: 002260	Instrument ID..: I8	
Selenium	ND	5.0	ug/L	SW846 6020	09/09-09/16/09	LKGMX1C0
		Dilution Factor: 1				
		Analysis Time..: 18:50		Analyst ID.....: 002260	Instrument ID..: I8	
Silver	ND	1.0	ug/L	SW846 6020	09/09-09/16/09	LKGMX1C1
		Dilution Factor: 1				
		Analysis Time..: 18:50		Analyst ID.....: 002260	Instrument ID..: I8	
Thallium	ND	1.0	ug/L	SW846 6020	09/09-09/16/09	LKGMX1C2
		Dilution Factor: 1				
		Analysis Time..: 18:50		Analyst ID.....: 002260	Instrument ID..: I8	
Vanadium	ND	20.0	ug/L	SW846 6020	09/09-09/16/09	LKGMX1C3
		Dilution Factor: 1				
		Analysis Time..: 18:50		Analyst ID.....: 002260	Instrument ID..: I8	
Zinc	**5.6 B**	**20.0**	**ug/L**	**SW846 6020**	**09/09-09/16/09**	**LKGMX1C4**
		Dilution Factor: 1				
		Analysis Time..: 18:50		Analyst ID.....: 002260	Instrument ID..: I8	
Mercury	ND	0.20	ug/L	SW846 7470A	09/09-09/10/09	LKGMX1C6
		Dilution Factor: 1				
		Analysis Time..: 15:49		Analyst ID.....: 001576	Instrument ID..: H1	

MB Lot-Sample #: A9I090000-016 **Prep Batch #...:** 9252016

Antimony	ND	2.0	ug/L	SW846 6020	09/09-09/15/09	LKGM11CK
		Dilution Factor: 1				
		Analysis Time..: 23:44		Analyst ID.....: 002260	Instrument ID..: I8	
Arsenic	ND	5.0	ug/L	SW846 6020	09/09-09/15/09	LKGM11CL
		Dilution Factor: 1				
		Analysis Time..: 23:44		Analyst ID.....: 002260	Instrument ID..: I8	
Barium	**0.42 B**	**1.0**	**ug/L**	**SW846 6020**	**09/09-09/15/09**	**LKGM11CM**
		Dilution Factor: 1				
		Analysis Time..: 23:44		Analyst ID.....: 002260	Instrument ID..: I8	

(Continued on next page)

METHOD BLANK REPORT

DISSOLVED Metals

Client Lot #...: 9I04243 **Matrix.....:** WATER

PARAMETER	RESULT	REPORTING LIMIT	UNITS	METHOD	PREPARATION-ANALYSIS DATE	WORK ORDER #
Beryllium	ND	1.0	ug/L	SW846 6020	09/09-09/15/09	LKGM11CN
		Dilution Factor: 1				
		Analysis Time..: 23:44		Analyst ID.....: 002260	Instrument ID..: I8	
Cadmium	ND	1.0	ug/L	SW846 6020	09/09-09/15/09	LKGM11CP
		Dilution Factor: 1				
		Analysis Time..: 23:44		Analyst ID.....: 002260	Instrument ID..: I8	
Chromium	**0.25 B**	**2.0**	**ug/L**	**SW846 6020**	**09/09-09/15/09**	**LKGM11C5**
		Dilution Factor: 1				
		Analysis Time..: 23:44		Analyst ID.....: 002260	Instrument ID..: I8	
Cobalt	ND	1.0	ug/L	SW846 6020	09/09-09/15/09	LKGM11CQ
		Dilution Factor: 1				
		Analysis Time..: 23:44		Analyst ID.....: 002260	Instrument ID..: I8	
Copper	**0.43 B**	**2.0**	**ug/L**	**SW846 6020**	**09/09-09/15/09**	**LKGM11CR**
		Dilution Factor: 1				
		Analysis Time..: 23:44		Analyst ID.....: 002260	Instrument ID..: I8	
Iron	**25.9 B**	**50.0**	**ug/L**	**SW846 6020**	**09/09-09/15/09**	**LKGM11CT**
		Dilution Factor: 1				
		Analysis Time..: 23:44		Analyst ID.....: 002260	Instrument ID..: I8	
Lead	ND	1.0	ug/L	SW846 6020	09/09-09/15/09	LKGM11CU
		Dilution Factor: 1				
		Analysis Time..: 23:44		Analyst ID.....: 002260	Instrument ID..: I8	
Manganese	**0.80 B**	**1.0**	**ug/L**	**SW846 6020**	**09/09-09/16/09**	**LKGM11CV**
		Dilution Factor: 1				
		Analysis Time..: 11:18		Analyst ID.....: 002260	Instrument ID..: I8	
Molybdenum	ND	2.0	ug/L	SW846 6020	09/09-09/15/09	LKGM11CW
		Dilution Factor: 1				
		Analysis Time..: 23:44		Analyst ID.....: 002260	Instrument ID..: I8	
Nickel	ND	2.0	ug/L	SW846 6020	09/09-09/15/09	LKGM11CX
		Dilution Factor: 1				
		Analysis Time..: 23:44		Analyst ID.....: 002260	Instrument ID..: I8	
Selenium	ND	5.0	ug/L	SW846 6020	09/09-09/15/09	LKGM11C0
		Dilution Factor: 1				
		Analysis Time..: 23:44		Analyst ID.....: 002260	Instrument ID..: I8	
Silver	ND	1.0	ug/L	SW846 6020	09/09-09/15/09	LKGM11C1
		Dilution Factor: 1				
		Analysis Time..: 23:44		Analyst ID.....: 002260	Instrument ID..: I8	

(Continued on next page)

METHOD BLANK REPORT

DISSOLVED Metals

Client Lot #...: 9I04243 **Matrix.....:** WATER

PARAMETER	RESULT	REPORTING LIMIT	UNITS	METHOD	PREPARATION-ANALYSIS DATE	WORK ORDER #
Thallium	ND	1.0	ug/L	SW846 6020	09/09-09/15/09	LKGM11C2
		Dilution Factor: 1				
		Analysis Time..: 23:44		Analyst ID.....: 002260	Instrument ID..: I8	
Vanadium	ND	20.0	ug/L	SW846 6020	09/09-09/15/09	LKGM11C3
		Dilution Factor: 1				
		Analysis Time..: 23:44		Analyst ID.....: 002260	Instrument ID..: I8	
Zinc	**5.4 B**	**20.0**	**ug/L**	**SW846 6020**	**09/09-09/15/09**	**LKGM11C4**
		Dilution Factor: 1				
		Analysis Time..: 23:44		Analyst ID.....: 002260	Instrument ID..: I8	
Mercury	ND	0.20	ug/L	SW846 7470A	09/09-09/10/09	LKGM11C6
		Dilution Factor: 1				
		Analysis Time..: 14:41		Analyst ID.....: 001576	Instrument ID..: H4	

NOTE(S):

Calculations are performed before rounding to avoid round-off errors in calculated results.

B Estimated result. Result is less than RL.

SDG 9I04243

Aqueous

Affected Analyte	Sample	Reported Result	Qualifier	Interferent	Interferent level in ICS	Conc. ICS	Interferent Level	Est. Interference	Validation Action	Validation Action
Sb	DMW10S	0.099		Fe	54600	0.17	96700	0.30	J BL	na
Ba		22			54600	0.81	96700	1.43	na	na
Cd		0.014	u		54600	-0.6	96700	-1.06	na	UJ UL
Cr		1.8			54600	0.49	96700	0.87	J K	na
Co		7.2			54600	0.037	96700	0.07	na	na
Cu		0.55			54600	0.2	96700	0.35	J BL	na
Pb		0.14			54600	0.091	96700	0.16	J BL	na
Mn		2370			54600	1	96700	1.77	na	na
Ni		2.2			54600	0.44	96700	0.78	J B	na
Se		0.57			54600	0.19	96700	0.34	J BL	na
Ag		0.02	u		54600	0.051	96700	0.09	na	na
Tl		0.072	u		54600	0.14	96700	0.25	na	na
Zn		26.9			54600	3	96700	5.31	J BL	na

Sb	DMW05S	0.079		Fe	54600	0.17	99000	0.31	J BL	na
Ba		22.2			54600	0.81	99000	1.47	na	na
Cd		0.014	u		54600	-0.6	99000	-1.09	na	UJ UL
Cr		1.1			54600	0.49	99000	0.89	J BL	na
Co		7.3			54600	0.037	99000	0.07	na	na
Cu		0.16			54600	0.2	99000	0.36	J BL	na
Pb		0.036			54600	0.091	99000	0.17	J BL	na
Mn		2430			54600	1	99000	1.81	na	na
Ni		2.4			54600	0.44	99000	0.80	J K	na
Se		0.45			54600	0.19	99000	0.34	J BA	na
Ag		0.02	u		54600	0.051	99000	0.09	na	na
Tl		0.072	u		54600	0.14	99000	0.25	na	na
Zn		18			54600	3	99000	5.44	J K	na

Sb	DMW1A	0.074		Fe	54600	0.17	12900	0.04	J BL	na
Ba		13.2			54600	0.81	12900	0.19	na	na
Cd		1130			54600	-0.6	12900	-0.14	na	na
Cr		303			54600	0.49	12900	0.12	na	na
Co		85.5			54600	0.037	12900	0.01	na	na
Cu		24.6			54600	0.2	12900	0.05	na	na
Pb		1.2			54600	0.091	12900	0.02	na	na
Mn		3040			54600	1	12900	0.24	na	na
Ni		165			54600	0.44	12900	0.10	na	na
Se		7.3			54600	0.19	12900	0.04	na	na
Ag		0.02	u		54600	0.051	12900	0.01	na	na

Tl		0.18			54600	0.14	12900	0.03	< BL	na
Zn		506			54600	3	12900	0.71	na	na

Sb	DMW1A F	0.043	u	Fe	54600	0.17	12600	0.04	na	na
Ba		13.2			54600	0.81	12600	0.19	na	na
Cd		1070			54600	-0.6	12600	-0.14	na	na
Cr		171			54600	0.49	12600	0.11	na	na
Co		77.1			54600	0.037	12600	0.01	na	na
Cu		25.9			54600	0.2	12600	0.05	na	na
Pb		1.2			54600	0.091	12600	0.02	na	na
Mn		3210			54600	1	12600	0.23	na	na
Ni		152			54600	0.44	12600	0.10	na	na
Se		7			54600	0.19	12600	0.04	na	na
Ag		0.02	u		54600	0.051	12600	0.01	na	na
Tl		0.19			54600	0.14	12600	0.03	< BL	na
Zn		488			54600	3	12600	0.69	na	na

Sb	DMW1B	0.46		Fe	54600	0.17	52900	0.16	< BL	na
Ba		21.8			54600	0.81	52900	0.78	na	na
Cd		205			54600	-0.6	52900	-0.58	na	na
Cr		157			54600	0.49	52900	0.47	na	na
Co		32			54600	0.037	52900	0.04	na	na
Cu		27.3			54600	0.2	52900	0.19	na	na
Pb		4.8			54600	0.091	52900	0.09	na	na
Mn		3670			54600	1	52900	0.97	na	na
Ni		38.5			54600	0.44	52900	0.43	na	na
Se		4.4			54600	0.19	52900	0.18	na	na
Ag		0.02	u		54600	0.051	52900	0.05	na	na
Tl		0.13			54600	0.14	52900	0.14	< BL	na
Zn		156			54600	3	52900	2.91	na	na

Sb	DMW1B F	0.043	u	Fe	54600	0.17	32300	0.10	na	na
Ba		14.5			54600	0.81	32300	0.48	na	na
Cd		172			54600	-0.6	32300	-0.35	na	na
Cr		8.3			54600	0.49	32300	0.29	na	na
Co		34.3			54600	0.037	32300	0.02	na	na
Cu		10.3			54600	0.2	32300	0.12	na	na
Pb		0.32			54600	0.091	32300	0.05	< BL	na
Mn		3460			54600	1	32300	0.59	na	na
Ni		39.6			54600	0.44	32300	0.26	na	na
Se		1.7			54600	0.19	32300	0.11	na	na
Ag		0.02	u		54600	0.051	32300	0.03	na	na
Tl		0.072	u		54600	0.14	32300	0.08	na	na

Zn		143			54600	3	32300	1.77	na	na

Sb	DMW2A	0.38		Fe	51600	0.2	48200	0.19	J BL	na
Ba		25.1			51600	0.76	48200	0.71	na	na
Cd		777			51600	-0.7	48200	-0.65	na	na
Cr		27.4			51600	0.59	48200	0.55	na	na
Co		573			51600	0.035	48200	0.03	na	na
Cu		144			51600	0.31	48200	0.29	na	na
Pb		8.9			51600	0.099	48200	0.09	na	na
Mn		9940			51600	1	48200	0.93	na	na
Ni		143			51600	0.46	48200	0.43	na	na
Se		9.4			51600	-0.18	48200	-0.17	na	na
Ag		0.14			51600	0.052	48200	0.05	J BL	na
Tl		0.32			51600	0.13	48200	0.12	J BL	na
Zn		534			51600	3	48200	2.80	na	na

Sb	DMW2A F	0.12		Fe	51600	0.2	44900	0.17	J BL	na
Ba		13.2			51600	0.76	44900	0.66	na	na
Cd		762			51600	-0.7	44900	-0.61	na	na
Cr		7.7			51600	0.59	44900	0.51	na	na
Co		589			51600	0.035	44900	0.03	na	na
Cu		56			51600	0.31	44900	0.27	na	na
Pb		4.2			51600	0.099	44900	0.09	na	na
Mn		10700			51600	1	44900	0.87	na	na
Ni		142			51600	0.46	44900	0.40	na	na
Se		9.2			51600	-0.18	44900	-0.16	na	na
Ag		0.02	u		51600	0.052	44900	0.05	na	na
Tl		0.25			51600	0.13	44900	0.11	J BL	na
Zn		533			51600	3	44900	2.61	na	na

Sb	DMW3I	0.15		Fe	51600	0.2	60500	0.23	J BL	na
Ba		11.1			51600	0.76	60500	0.89	na	na
Cd		191			51600	-0.7	60500	-0.82	na	na
Cr		3.2			51600	0.59	60500	0.69	J K	na
Co		203			51600	0.035	60500	0.04	na	na
Cu		40.9			51600	0.31	60500	0.36	na	na
Pb		2.6			51600	0.099	60500	0.12	na	na
Mn		5720			51600	1	60500	1.17	na	na
Ni		52.4			51600	0.46	60500	0.54	na	na
Se		3.4			51600	-0.18	60500	-0.21	na	na
Ag		0.02	u		51600	0.052	60500	0.06	na	na
Tl		0.38			51600	0.13	60500	0.15	J BL	na
Zn		282			51600	3	60500	3.52	na	na

Sb	DMW3I F	0.088		Fe	51600	0.2	59900	0.23	J BL	na
Ba		10.2			51600	0.76	59900	0.88	na	na
Cd		76.9			51600	-0.7	59900	-0.81	na	na
Cr		2			51600	0.59	59900	0.68	J K	na
Co		201			51600	0.035	59900	0.04	na	na
Cu		25.1			51600	0.31	59900	0.36	na	na
Pb		2			51600	0.099	59900	0.11	na	na
Mn		5690			51600	1	59900	1.16	na	na
Ni		51.8			51600	0.46	59900	0.53	na	na
Se		3.6			51600	-0.18	59900	-0.21	na	na
Ag		0.02	u		51600	0.052	59900	0.06	na	na
Tl		0.35			51600	0.13	59900	0.15	J BL	na
Zn		267			51600	3	59900	3.48	na	na

Sb	DMW3S	1.7		Fe	51600	0.2	21600	0.08	na	na
Ba		89.3			51600	0.76	21600	0.32	na	na
Cd		0.88			51600	-0.7	21600	-0.29	J L	na
Cr		17.1			51600	0.59	21600	0.25	na	na
Co		2.3			51600	0.035	21600	0.01	na	na
Cu		40.6			51600	0.31	21600	0.13	na	na
Pb		25.1			51600	0.099	21600	0.04	na	na
Mn		440			51600	1	21600	0.42	na	na
Ni		9.4			51600	0.46	21600	0.19	na	na
Se		0.2			51600	-0.18	21600	-0.08	J J	na
Ag		0.2			51600	0.052	21600	0.02	J BL	na
Tl		0.072	u		51600	0.13	21600	0.05	na	na
Zn		165			51600	3	21600	1.26	na	na

Sb	DMW4S	0.2		Fe	51600	0.2	49400	0.19	J BL	na
Ba		13.8			51600	0.76	49400	0.73	na	na
Cd		49.9			51600	-0.7	49400	-0.67	na	na
Cr		6.7			51600	0.59	49400	0.56	na	na
Co		63.2			51600	0.035	49400	0.03	na	na
Cu		21.7			51600	0.31	49400	0.30	na	na
Pb		4.9			51600	0.099	49400	0.09	na	na
Mn		6210			51600	1	49400	0.96	na	na
Ni		24.8			51600	0.46	49400	0.44	na	na
Se		4.4			51600	-0.18	49400	-0.17	na	na
Ag		0.02	u		51600	0.052	49400	0.05	na	na
Tl		0.072	u		51600	0.13	49400	0.12	na	na
Zn		153			51600	3	49400	2.87	na	na

Sb	DMW4S F	0.074		Fe	51600	0.2	47900	0.19	<BL	na
Ba		10.5			51600	0.76	47900	0.71	na	na
Cd		6.6			51600	-0.7	47900	-0.65	na	na
Cr		1.1			51600	0.59	47900	0.55	<BL	na
Co		62.8			51600	0.035	47900	0.03	na	na
Cu		3			51600	0.31	47900	0.29	na	na
Pb		1.2			51600	0.099	47900	0.09	na	na
Mn		6240			51600	1	47900	0.93	na	na
Ni		23.9			51600	0.46	47900	0.43	na	na
Se		4			51600	-0.18	47900	-0.17	na	na
Ag		0.02	u		51600	0.052	47900	0.05	na	na
Tl		0.072	u		51600	0.13	47900	0.12	na	na
Zn		114			51600	3	47900	2.78	na	na

Sb	DMW5S	0.068		Fe	51600	0.2	25900	0.10	<BL	na
Ba		13.2			51600	0.76	25900	0.38	na	na
Cd		4.9			51600	-0.7	25900	-0.35	na	na
Cr		5.2			51600	0.59	25900	0.30	na	na
Co		88.5			51600	0.035	25900	0.02	na	na
Cu		48.6			51600	0.31	25900	0.16	na	na
Pb		3.5			51600	0.099	25900	0.05	na	na
Mn		4560			51600	1	25900	0.50	na	na
Ni		78.6			51600	0.46	25900	0.23	na	na
Se		21.4			51600	-0.18	25900	-0.09	na	na
Ag		0.02	u		51600	0.052	25900	0.03	na	na
Tl		0.19			51600	0.13	25900	0.07	<BL	na
Zn		205			51600	3	25900	1.51	na	na

Sb	DMW5S F	0.067		Fe	51600	0.2	26000	0.10	<BL	na
Ba		13.4			51600	0.76	26000	0.38	na	na
Cd		4.6			51600	-0.7	26000	-0.35	na	na
Cr		5.4			51600	0.59	26000	0.30	na	na
Co		90.9			51600	0.035	26000	0.02	na	na
Cu		5.4			51600	0.31	26000	0.16	na	na
Pb		3.1			51600	0.099	26000	0.05	na	na
Mn		4690			51600	1	26000	0.50	na	na
Ni		80			51600	0.46	26000	0.23	na	na
Se		20.6			51600	-0.18	26000	-0.09	na	na
Ag		0.02	u		51600	0.052	26000	0.03	na	na
Tl		0.2			51600	0.13	26000	0.07	<BL	na
Zn		211			51600	3	26000	1.51	na	na

Sb	DMW6I	0.49		Fe	51600	0.2	22800	0.09	↓BL	na
Ba		13.6			51600	0.76	22800	0.34	na	na
Cd		12.2			51600	-0.7	22800	-0.31	na	na
Cr		11.8			51600	0.59	22800	0.26	na	na
Co		54.8			51600	0.035	22800	0.02	na	na
Cu		534			51600	0.31	22800	0.14	na	na
Pb		16			51600	0.099	22800	0.04	na	na
Mn		4430			51600	1	22800	0.44	na	na
Ni		57.2			51600	0.46	22800	0.20	na	na
Se		2.7			51600	-0.18	22800	-0.08	na	na
Ag		0.038			51600	0.052	22800	0.02	↓BL	na
Tl		0.44			51600	0.13	22800	0.06	↓BL	na
Zn		835			51600	3	22800	1.33	na	na

Sb	DMW6I F	0.18		Fe	51600	0.2	26000	0.10	↓BL	na
Ba		11.9			51600	0.76	26000	0.38	na	na
Cd		4.8			51600	-0.7	26000	-0.35	na	na
Cr		2.3			51600	0.59	26000	0.30	↓K	na
Co		59.2			51600	0.035	26000	0.02	na	na
Cu		66			51600	0.31	26000	0.16	na	na
Pb		6.1			51600	0.099	26000	0.05	na	na
Mn		4850			51600	1	26000	0.50	na	na
Ni		57.3			51600	0.46	26000	0.23	na	na
Se		2.3			51600	-0.18	26000	-0.09	na	na
Ag		0.02	u		51600	0.052	26000	0.03	na	na
Tl		0.29			51600	0.13	26000	0.07	↓BL	na
Zn		286			51600	3	26000	1.51	na	na

Sb	DMW6S	0.38		Fe	51600	0.2	200000	0.78	↓BL	na
Ba		42.5			51600	0.76	200000	2.95	na	na
Cd		0.06			51600	-0.7	200000	-2.71	↓BL	na
Cr		1.2			51600	0.59	200000	2.29	↓BL	na
Co		6			51600	0.035	200000	0.14	na	na
Cu		2			51600	0.31	200000	1.20	↓K	na
Pb		0.63			51600	0.099	200000	0.38	↓K	na
Mn		1880			51600	1	200000	3.88	na	na
Ni		5.7			51600	0.46	200000	1.78	↓J	na
Se		0.43			51600	-0.18	200000	-0.70	↓J	na
Ag		0.02	u		51600	0.052	200000	0.20	na	na
Tl		0.17			51600	0.13	200000	0.50	↓BL	na
Zn		7.6			51600	3	200000	11.63	↓BL	na

Sb	DMW6S F	0.22		Fe	51600	0.2	218000	0.84	↓BL	na

Ba		41.5			51600	0.76	218000	3.21	na	na
Cd		0.014	u		51600	-0.7	218000	-2.96	na	~~J~~ UL
Cr		0.66			51600	0.59	218000	2.49	J BL	na
Co		5.9			51600	0.035	218000	0.15	na	na
Cu		0.49			51600	0.31	218000	1.31	J BL	na
Pb		0.13			51600	0.099	218000	0.42	J BL	na
Mn		1700			51600	1	218000	4.22	na	na
Ni		2.5			51600	0.46	218000	1.94	J	na
Se		0.36			51600	-0.18	218000	-0.76	J	na
Ag		0.02	u		51600	0.052	218000	0.22	na	na
Tl		0.072	u		51600	0.13	218000	0.55	na	na
Zn		7.1			51600	3	218000	12.67	J BL	na

Metals Data Reporting Form

Interference Check Standard A

Instrument: ICPMS **Units:** ug/L

Chart Number: I80915B.csv **Acceptable Range:** 0% - 0%

Standard Source: _____ **Standard ID:** _____

Element	WL/ Mass	Reporting Limit	True Conc	ICSA 09/15/09 1:14 PM Found	ICSA 09/15/09 10:36 PM Found	Found	Found	Found
Antimony	121	2		0.150	0.170			
Arsenic	75	5		0.020	0.047			
Barium	137	1		0.690	0.810			
Beryllium	9	1		0.010	0.015			
Cadmium	111	1		-0.620	-0.600			
Chromium	52	2		0.500	0.490			
Cobalt	59	1		0.037	0.037			
Copper	65	2		0.180	0.200			
Iron	56		50000	52400	54600			
Lead	208	1		0.084	0.091			
Manganese	55	1		1	1			
Molybdenum	95	2	1000	1020	1020			
Nickel	60	2		0.310	0.440			
Selenium	78	5		0.120	0.190			
Silver	107	1		0.031	0.051			
Thallium	205	1		0.090	0.140			
Vanadium	51	20		-0.048	-0.110			
Zinc	66	20		1	3			

Samples

MSA - DMW10S - 090409 (F)
W1A - 090409 (F)
W1B - 090409 (F)

5.04.5

U Result is less than the IDL
B Result is between IDL and RL

Form 4 Equivalent

Metals Data Reporting Form

Interference Check Standard AB

Instrument: ICPMS **Units:** ug/L

Chart Number: I80915B.csv **Acceptable Range:** 50% - 150%

Standard Source: _____ **Standard ID:** _____

Element	WL/ Mass	True Conc	ICSAB 09/15/09 1:14 PM Found	% Rec	ICSAB 09/15/09 10:41 PM Found	% Rec	Found	% Rec	Found	% Rec	Found	% Rec
Antimony	121	100	102.4	**102.4**	102.0	**102.0**						
Arsenic	75	100	99.1	**99.1**	98.7	**98.7**						
Barium	137	100	103.6	**103.6**	103.1	**103.1**						
Beryllium	9	100	100.2	**100.2**	102.2	**102.2**						
Cadmium	111	100	104.0	**104.0**	102.8	**102.8**						
Chromium	52	100	104.5	**104.5**	104.6	**104.6**						
Cobalt	59	100	101.2	**101.2**	101.4	**101.4**						
Copper	65	100	102.2	**102.2**	101.9	**101.9**						
Iron	56	50000	52136.7	**104.3**	54960.0	**109.9**						
Lead	208	100	102.9	**102.9**	101.9	**101.9**						
Manganese	55	100	105.9	**105.9**	106.3	**106.3**						
Molybdenum	95	1000	1143.7	**114.4**	1130.0	**113.0**						
Nickel	60	100	103.2	**103.2**	103.2	**103.2**						
Selenium	78	100	103.1	**103.1**	99.0	**99.0**						
Silver	107	100	104.2	**104.2**	101.6	**101.6**						
Thallium	205	100	103.2	**103.2**	103.5	**103.5**						
Vanadium	51	100	103.5	**103.5**	104.7	**104.7**						
Zinc	66	100	104.0	**104.0**	104.5	**104.5**						

N Spike recovery failed
NC Percent recovery was not calculated

Form 4 Equivalent

Metals Data Reporting Form

Interference Check Standard A

Instrument: ICPMS **Units:** ug/L

Chart Number: I80916A.csv **Acceptable Range:** 0% - 0%

Standard Source: _____ **Standard ID:** _____

Element	WL/ Mass	Reporting Limit	True Conc	ICSA 09/16/09 7:57 AM Found	ICSA 09/16/09 7:43 PM Found	Found	Found	Found
Antimony	121	2		0.170	0.200			
Arsenic	75	5		0.019	0.002			
Barium	137	1		0.690	0.760			
Beryllium	9	1		0.007	0.016			
Cadmium	111	1		-0.640	-0.700			
Chromium	52	2		0.490	0.590			
Cobalt	59	1		0.028	0.035			
Copper	65	2		0.310	0.310			
Iron	56		50000	51600	53800			
Lead	208	1		0.065	0.099			
Manganese	55	1		1	1			
Molybdenum	95	2	1000	1020	1040			
Nickel	60	2		0.400	0.460			
Selenium	78	5		-0.180	-0.120			
Silver	107	1		0.040	0.052			
Thallium	205	1		0.110	0.130			
Vanadium	51	20		-0.029	0.096			
Zinc	66	20		1	3			

Affects samples

MSA - DMW65 - 090309 (F)
DMW6I (F)
DMW6D (F)
DMW2A (F)
DMW55 (F)
MW29D (F)
DMW3I (F)
DMW3S (F)
DMW4S (F)
DMW4D (F)

U Result is less than the IDL
B Result is between IDL and RL

Metals Data Reporting Form

Interference Check Standard AB

Instrument: ICPMS **Units:** ug/L

Chart Number: I80916A.csv **Acceptable Range:** 50% - 150%

Standard Source: _____ **Standard ID:** _____

Element	WL/ Mass	True Conc	ICSAB 09/16/09 8:01 AM Found	% Rec	ICSAB 09/16/09 7:49 PM Found	% Rec	Found	% Rec	Found	% Rec	Found	% Rec
Antimony	121	100	101.7	**101.7**	105.0	**105.0**						
Arsenic	75	100	97.5	**97.5**	95.6	**95.6**						
Barium	137	100	101.0	**101.0**	104.8	**104.8**						
Beryllium	9	100	94.3	**94.3**	90.5	**90.5**						
Cadmium	111	100	102.2	**102.2**	105.9	**105.9**						
Chromium	52	100	103.0	**103.0**	104.4	**104.4**						
Cobalt	59	100	100.1	**100.1**	100.7	**100.7**						
Copper	65	100	100.3	**100.3**	100.9	**100.9**						
Iron	56	50000	51616.7	**103.2**	53716.7	**107.4**						
Lead	208	100	101.6	**101.6**	105.0	**105.0**						
Manganese	55	100	103.5	**103.5**	104.5	**104.5**						
Molybdenum	95	1000	1129.0	**112.9**	1151.3	**115.1**						
Nickel	60	100	102.1	**102.1**	102.6	**102.6**						
Selenium	78	100	101.5	**101.5**	97.3	**97.3**						
Silver	107	100	101.7	**101.7**	104.2	**104.2**						
Thallium	205	100	100.5	**100.5**	101.6	**101.6**						
Vanadium	51	100	102.2	**102.2**	103.5	**103.5**						
Zinc	66	100	102.2	**102.2**	104.5	**104.5**						

N Spike recovery failed
NC Percent recovery was not calculated

Form 4 Equivalent

Metals Data Reporting Form

Interference Check Standard A

Instrument: ICPMS

Units: ug/L

Chart Number: I80917B.csv

Acceptable Range: 0% - 0%

Standard Source:

Standard ID:

Element	WL/ Mass	Reporting Limit	True Conc	ICSA 09/17/09 9:55 AM Found	Found	Found	Found	Found
Beryllium	9	1		0.013				
Manganese	55	1		1				

U Result is less than the IDL

B Result is between IDL and RL

Form 4 Equivalent

Metals Data Reporting Form

Interference Check Standard AB

Instrument: ICPMS **Units:** ug/L

Chart Number: I80917B.csv **Acceptable Range:** 50% - 150%

Standard Source: _____ **Standard ID:** _____

Element	WL/ Mass	True Conc	ICSAB 09/17/09 10:00 AM Found	% Rec	Found	% Rec	Found	% Rec	Found	% Rec	Found	% Rec
Beryllium	9	100	98.3	**98.3**								
Manganese	55	100	106.0	**106.0**								

N Spike recovery failed
NC Percent recovery was not calculated

Form 4 Equivalent

Metals Data Reporting Form

Interference Check Standard AB

Instrument: ICPST **Units:** ug/L

Chart Number: T90910A.ARC **Acceptable Range:** 80% - 120%

Standard Source: Inorganic Ventures **Standard ID:** MET3650-09

Element	WL/ Mass	True Conc	ICSAB 9/10/2009 10:18 AM Found	% Rec	Found	% Rec	Found	% Rec	Found	% Rec	Found	% Rec
Calcium	317.933	500000	494214.7	**98.8**								
Magnesium	279.078	500000	523768.7	**104.8**								
Potassium	766.491	10000	10850.0	**108.5**								
Sodium	330.232	10000	11268.9	**112.7**								

NC Percent recovery was not calculated

U Result is less than the IDL

Form 4 Equivalent

Metals Data Reporting Form

Interference Check Standard A

Instrument: ICPST **Units:** ug/L

Chart Number: T90910A.ARC **Acceptable Range:** 80% - 120%

Standard Source: Inorganic Ventures **Standard ID:** MET4105-09

Element	WL/ Mass	Reporting Limit	True Conc	ICSA 9/10/2009 10:12 AM Found	Found	Found	Found	Found
Calcium	317.933		500000	486000				
Magnesium	279.078		500000	516000				
Potassium	766.491	5000		174				
Sodium	330.232	5000		-670				

U Result is less than the IDL

B Result is between IDL and RL

Form 4 Equivalent

Metals Data Reporting Form

Interference Check Standard AB

Instrument: ICPST **Units:** ug/L

Chart Number: T90911C.ARC **Acceptable Range:** 80% - 120%

Standard Source: Inorganic Ventures **Standard ID:** MET3650-09

Element	WL/ Mass	True Conc	ICSAB 9/11/2009 12:46 PM Found	% Rec	Found	% Rec	Found	% Rec	Found	% Rec	Found	% Rec
Calcium	317.933	500000	488960.2	**97.8**								
Magnesium	279.078	500000	518238.6	**103.6**								
Potassium	766.491	10000	10898.1	**109.0**								
Sodium	330.232	10000	11041.5	**110.4**								

Metals Data Reporting Form

Interference Check Standard A

Instrument: ICPST **Units:** ug/L

Chart Number: T90911C.ARC **Acceptable Range:** 80% - 120%

Standard Source: Inorganic Ventures **Standard ID:** MET4105-09

Element	WL/ Mass	Reporting Limit	True Conc	ICSA 9/11/2009 12:41 PM Found	Found	Found	Found	Found
Calcium	317.933		500000	483000				
Magnesium	279.078		500000	513000				
Potassium	766.491	5000		181				
Sodium	330.232	5000		-580				

U Result is less than the IDL

B Result is between IDL and RL

Form 4 Equivalent

Metals Data Reporting Form

Interference Check Standard AB

Instrument: ICPST **Units:** ug/L

Chart Number: T90910A.ARC **Acceptable Range:** 80% - 120%

Standard Source: Inorganic Ventures **Standard ID:** MET3650-09

Element	WL/ Mass	True Conc	ICSAB 9/10/2009 10:18 AM Found	% Rec	Found	% Rec	Found	% Rec	Found	% Rec	Found	% Rec
Silica	288.158	2140	2227.2	**104.1**								

5.22.0

U Result is less than the MDL

B Result is between MDL and RL

Form 4 Equivalent

Metals Data Reporting Form

Interference Check Standard A

Instrument: ICPST **Units:** ug/L

Chart Number: T90910A.ARC **Acceptable Range:** 0% - 0%

Standard Source: Inorganic Ventures **Standard ID:** MET4105-09

Element	WL/ Mass	Reporting Limit	True Conc	ICSA 9/10/2009 10:12 AM Found	Found	Found	Found	Found
Silica	288.158	1070		9				

U Result is less than the MDL

B Result is between MDL and RL

Form 4 Equivalent

Metals Data Reporting Form

Interference Check Standard AB

Instrument: ICPST **Units:** ug/L

Chart Number: T90911C.ARC **Acceptable Range:** 80% - 120%

Standard Source: Inorganic Ventures **Standard ID:** MET3650-09

Element	WL/ Mass	True Conc	ICSAB 9/11/2009 12:46 PM Found	% Rec	Found	% Rec	Found	% Rec	Found	% Rec	Found	% Rec
Silica	288.158	2140	2190.4	**102.4**								

U Result is less than the MDL

B Result is between MDL and RL

Metals Data Reporting Form

Interference Check Standard A

Instrument: ICPST **Units:** ug/L

Chart Number: T90911C.ARC **Acceptable Range:** 0% - 0%

Standard Source: Inorganic Ventures **Standard ID:** MET4105-09

Element	WL/ Mass	Reporting Limit	True Conc	ICSA 9/11/2009 12:41 PM Found	Found	Found	Found	Found
Silica	288.158	1070		9				

5.22.0

U Result is less than the MDL
B Result is between MDL and RL

Form 4 Equivalent

LABORATORY CONTROL SAMPLE DATA REPORT

TOTAL Metals

Client Lot #...: 9I04243 **Matrix.....:** WATER

PARAMETER	SPIKE AMOUNT	MEASURED AMOUNT	UNITS	PERCNT RECVRY	METHOD	PREPARATION-ANALYSIS DATE	WORK ORDER #
LCS Lot-Sample#: A9I090000-015 **Prep Batch #...:** 9252015							
Antimony	100	88.2	ug/L	88	SW846 6020	09/09-09/16/09	LKGMX1AX
			Dilution Factor: 1		Analysis Time..: 18:57	Analyst ID.....: 002260	
			Instrument ID..: I8				
Arsenic	100	83.4	ug/L	83	SW846 6020	09/09-09/16/09	LKGMX1A0
			Dilution Factor: 1		Analysis Time..: 18:57	Analyst ID.....: 002260	
			Instrument ID..: I8				
Barium	100	85.6	ug/L	86	SW846 6020	09/09-09/16/09	LKGMX1A1
			Dilution Factor: 1		Analysis Time..: 18:57	Analyst ID.....: 002260	
			Instrument ID..: I8				
Beryllium	100	81.2	ug/L	81	SW846 6020	09/09-09/17/09	LKGMX1A2
			Dilution Factor: 1		Analysis Time..: 10:59	Analyst ID.....: 002260	
			Instrument ID..: I8				
Cadmium	100	91.0	ug/L	91	SW846 6020	09/09-09/16/09	LKGMX1A3
			Dilution Factor: 1		Analysis Time..: 18:57	Analyst ID.....: 002260	
			Instrument ID..: I8				
Cobalt	100	85.0	ug/L	85	SW846 6020	09/09-09/16/09	LKGMX1A4
			Dilution Factor: 1		Analysis Time..: 18:57	Analyst ID.....: 002260	
			Instrument ID..: I8				
Copper	100	88.1	ug/L	88	SW846 6020	09/09-09/16/09	LKGMX1A5
			Dilution Factor: 1		Analysis Time..: 18:57	Analyst ID.....: 002260	
			Instrument ID..: I8				
Iron	10000	8410	ug/L	84	SW846 6020	09/09-09/16/09	LKGMX1A6
			Dilution Factor: 1		Analysis Time..: 18:57	Analyst ID.....: 002260	
			Instrument ID..: I8				
Lead	100	86.1	ug/L	86	SW846 6020	09/09-09/16/09	LKGMX1A7
			Dilution Factor: 1		Analysis Time..: 18:57	Analyst ID.....: 002260	
			Instrument ID..: I8				
Manganese	100	85.0	ug/L	85	SW846 6020	09/09-09/16/09	LKGMX1A8
			Dilution Factor: 1		Analysis Time..: 18:57	Analyst ID.....: 002260	
			Instrument ID..: I8				

(Continued on next page)

LABORATORY CONTROL SAMPLE DATA REPORT

TOTAL Metals

Client Lot #...: 9I04243 **Matrix.....:** WATER

PARAMETER	SPIKE AMOUNT	MEASURED AMOUNT	UNITS	PERCNT RECVRY	METHOD	PREPARATION-ANALYSIS DATE	WORK ORDER #
Molybdenum	100	85.0	ug/L	85	SW846 6020	09/09-09/16/09	LKGMX1A9
			Dilution Factor: 1		Analysis Time..: 18:57	Analyst ID.....: 002260	
			Instrument ID..: I8				
Nickel	100	86.1	ug/L	86	SW846 6020	09/09-09/16/09	LKGMX1CA
			Dilution Factor: 1		Analysis Time..: 18:57	Analyst ID.....: 002260	
			Instrument ID..: I8				
Selenium	100	88.2	ug/L	88	SW846 6020	09/09-09/16/09	LKGMX1CC
			Dilution Factor: 1		Analysis Time..: 18:57	Analyst ID.....: 002260	
			Instrument ID..: I8				
Silver	100	90.4	ug/L	90	SW846 6020	09/09-09/16/09	LKGMX1CD
			Dilution Factor: 1		Analysis Time..: 18:57	Analyst ID.....: 002260	
			Instrument ID..: I8				
Thallium	100	82.6	ug/L	83	SW846 6020	09/09-09/16/09	LKGMX1CE
			Dilution Factor: 1		Analysis Time..: 18:57	Analyst ID.....: 002260	
			Instrument ID..: I8				
Vanadium	100	84.5	ug/L	85	SW846 6020	09/09-09/16/09	LKGMX1CF
			Dilution Factor: 1		Analysis Time..: 18:57	Analyst ID.....: 002260	
			Instrument ID..: I8				
Zinc	100	97.5	ug/L	98	SW846 6020	09/09-09/16/09	LKGMX1CG
			Dilution Factor: 1		Analysis Time..: 18:57	Analyst ID.....: 002260	
			Instrument ID..: I8				
Chromium	100	85.1	ug/L	85	SW846 6020	09/09-09/16/09	LKGMX1CH
			Dilution Factor: 1		Analysis Time..: 18:57	Analyst ID.....: 002260	
			Instrument ID..: I8				
Mercury	5.0	4.7	ug/L	94	SW846 7470A	09/09-09/10/09	LKGMX1CJ
			Dilution Factor: 1		Analysis Time..: 15:50	Analyst ID.....: 001576	
			Instrument ID..: H1				

LCS Lot-Sample#: A9I090000-016 **Prep Batch #...:** 9252016

Antimony	100	90.0	ug/L	90	SW846 6020	09/09-09/15/09	LKGM11AX
			Dilution Factor: 1		Analysis Time..: 23:48	Analyst ID.....: 002260	
			Instrument ID..: I8				
Arsenic	100	87.2	ug/L	87	SW846 6020	09/09-09/15/09	LKGM11A0
			Dilution Factor: 1		Analysis Time..: 23:48	Analyst ID.....: 002260	
			Instrument ID..: I8				

(Continued on next page)

LABORATORY CONTROL SAMPLE DATA REPORT

TOTAL Metals

Client Lot #...: 9I04243 **Matrix.....:** WATER

PARAMETER	SPIKE AMOUNT	MEASURED AMOUNT	UNITS	PERCNT RECVRY	METHOD	PREPARATION-ANALYSIS DATE	WORK ORDER #
Barium	100	87.1	ug/L	87	SW846 6020	09/09-09/15/09	LKGM11A1
			Dilution Factor: 1		Analysis Time..: 23:48	Analyst ID.....: 002260	
			Instrument ID..: I8				
Beryllium	100	86.6	ug/L	87	SW846 6020	09/09-09/15/09	LKGM11A2
			Dilution Factor: 1		Analysis Time..: 23:48	Analyst ID.....: 002260	
			Instrument ID..: I8				
Cadmium	100	92.6	ug/L	93	SW846 6020	09/09-09/15/09	LKGM11A3
			Dilution Factor: 1		Analysis Time..: 23:48	Analyst ID.....: 002260	
			Instrument ID..: I8				
Cobalt	100	89.2	ug/L	89	SW846 6020	09/09-09/15/09	LKGM11A4
			Dilution Factor: 1		Analysis Time..: 23:48	Analyst ID.....: 002260	
			Instrument ID..: I8				
Copper	100	92.6	ug/L	93	SW846 6020	09/09-09/15/09	LKGM11A5
			Dilution Factor: 1		Analysis Time..: 23:48	Analyst ID.....: 002260	
			Instrument ID..: I8				
Iron	10000	8800	ug/L	88	SW846 6020	09/09-09/15/09	LKGM11A6
			Dilution Factor: 1		Analysis Time..: 23:48	Analyst ID.....: 002260	
			Instrument ID..: I8				
Lead	100	85.8	ug/L	86	SW846 6020	09/09-09/15/09	LKGM11A7
			Dilution Factor: 1		Analysis Time..: 23:48	Analyst ID.....: 002260	
			Instrument ID..: I8				
Manganese	100	91.5	ug/L	92	SW846 6020	09/09-09/15/09	LKGM11A8
			Dilution Factor: 1		Analysis Time..: 23:48	Analyst ID.....: 002260	
			Instrument ID..: I8				
Molybdenum	100	88.0	ug/L	88	SW846 6020	09/09-09/15/09	LKGM11A9
			Dilution Factor: 1		Analysis Time..: 23:48	Analyst ID.....: 002260	
			Instrument ID..: I8				
Nickel	100	91.9	ug/L	92	SW846 6020	09/09-09/15/09	LKGM11CA
			Dilution Factor: 1		Analysis Time..: 23:48	Analyst ID.....: 002260	
			Instrument ID..: I8				
Selenium	100	88.2	ug/L	88	SW846 6020	09/09-09/15/09	LKGM11CC
			Dilution Factor: 1		Analysis Time..: 23:48	Analyst ID.....: 002260	
			Instrument ID..: I8				

(Continued on next page)

LABORATORY CONTROL SAMPLE DATA REPORT

TOTAL Metals

Client Lot #...: 9I04243 **Matrix.....:** WATER

PARAMETER	SPIKE AMOUNT	MEASURED AMOUNT	UNITS	PERCNT RECVRY	METHOD	PREPARATION-ANALYSIS DATE	WORK ORDER #
Silver	100	94.8	ug/L	95	SW846 6020	09/09-09/15/09	LKGM11CD
		Dilution Factor: 1			Analysis Time..: 23:48	Analyst ID.....: 002260	
		Instrument ID..: I8					
Thallium	100	85.8	ug/L	86	SW846 6020	09/09-09/15/09	LKGM11CE
		Dilution Factor: 1			Analysis Time..: 23:48	Analyst ID.....: 002260	
		Instrument ID..: I8					
Vanadium	100	86.8	ug/L	87	SW846 6020	09/09-09/15/09	LKGM11CF
		Dilution Factor: 1			Analysis Time..: 23:48	Analyst ID.....: 002260	
		Instrument ID..: I8					
Zinc	100	97.7	ug/L	98	SW846 6020	09/09-09/15/09	LKGM11CG
		Dilution Factor: 1			Analysis Time..: 23:48	Analyst ID.....: 002260	
		Instrument ID..: I8					
Chromium	100	88.4	ug/L	88	SW846 6020	09/09-09/15/09	LKGM11CH
		Dilution Factor: 1			Analysis Time..: 23:48	Analyst ID.....: 002260	
		Instrument ID..: I8					
Mercury	5.0	4.6	ug/L	93	SW846 7470A	09/09-09/10/09	LKGM11CJ
		Dilution Factor: 1			Analysis Time..: 14:43	Analyst ID.....: 001576	
		Instrument ID..: H4					
LCS Lot-Sample#: C9I090000-492 **Prep Batch #...:** 9252492							
Calcium	50000	50200	ug/L	100	SW846 6010B	09/09-09/10/09	LKH8V1AG
		Dilution Factor: 1			Analysis Time..: 14:18	Analyst ID.....: 022952	
		Instrument ID..: TRACEICP					
Potassium	50000	49600	ug/L	99	SW846 6010B	09/09-09/10/09	LKH8V1AH
		Dilution Factor: 1			Analysis Time..: 14:18	Analyst ID.....: 022952	
		Instrument ID..: TRACEICP					
Magnesium	50000	51700	ug/L	103	SW846 6010B	09/09-09/10/09	LKH8V1AJ
		Dilution Factor: 1			Analysis Time..: 14:18	Analyst ID.....: 022952	
		Instrument ID..: TRACEICP					
Sodium	50000	52200	ug/L	104	SW846 6010B	09/09-09/10/09	LKH8V1AK
		Dilution Factor: 1			Analysis Time..: 14:18	Analyst ID.....: 022952	
		Instrument ID..: TRACEICP					
Silica	21400	21700	ug/L	101	SW846 6010B	09/09-09/10/09	LKH8V1AL
		Dilution Factor: 1			Analysis Time..: 14:18	Analyst ID.....: 022952	
		Instrument ID..: TRACEICP					

(Continued on next page)

LABORATORY CONTROL SAMPLE DATA REPORT

DISSOLVED Metals

Client Lot #...: 9I04243 **Matrix.....:** WATER

PARAMETER	SPIKE AMOUNT	MEASURED AMOUNT	UNITS	PERCNT RECVRY	METHOD	PREPARATION-ANALYSIS DATE	WORK ORDER #
LCS Lot-Sample#: A9I090000-015 **Prep Batch #...:** 9252015							
Antimony	100	88.2	ug/L	88	SW846 6020	09/09-09/16/09	LKGMX1C7
			Dilution Factor: 1		Analysis Time..: 18:57	Analyst ID.....: 002260	
			Instrument ID..: I8				
Arsenic	100	83.4	ug/L	83	SW846 6020	09/09-09/16/09	LKGMX1C8
			Dilution Factor: 1		Analysis Time..: 18:57	Analyst ID.....: 002260	
			Instrument ID..: I8				
Barium	100	85.6	ug/L	86	SW846 6020	09/09-09/16/09	LKGMX1C9
			Dilution Factor: 1		Analysis Time..: 18:57	Analyst ID.....: 002260	
			Instrument ID..: I8				
Beryllium	100	81.2	ug/L	81	SW846 6020	09/09-09/17/09	LKGMX1DA
			Dilution Factor: 1		Analysis Time..: 10:59	Analyst ID.....: 002260	
			Instrument ID..: I8				
Cadmium	100	91.0	ug/L	91	SW846 6020	09/09-09/16/09	LKGMX1DC
			Dilution Factor: 1		Analysis Time..: 18:57	Analyst ID.....: 002260	
			Instrument ID..: I8				
Cobalt	100	85.0	ug/L	85	SW846 6020	09/09-09/16/09	LKGMX1DD
			Dilution Factor: 1		Analysis Time..: 18:57	Analyst ID.....: 002260	
			Instrument ID..: I8				
Copper	100	88.1	ug/L	88	SW846 6020	09/09-09/16/09	LKGMX1DE
			Dilution Factor: 1		Analysis Time..: 18:57	Analyst ID.....: 002260	
			Instrument ID..: I8				
Iron	10000	8410	ug/L	84	SW846 6020	09/09-09/16/09	LKGMX1DF
			Dilution Factor: 1		Analysis Time..: 18:57	Analyst ID.....: 002260	
			Instrument ID..: I8				
Lead	100	86.1	ug/L	86	SW846 6020	09/09-09/16/09	LKGMX1DG
			Dilution Factor: 1		Analysis Time..: 18:57	Analyst ID.....: 002260	
			Instrument ID..: I8				
Manganese	100	85.0	ug/L	85	SW846 6020	09/09-09/16/09	LKGMX1DH
			Dilution Factor: 1		Analysis Time..: 18:57	Analyst ID.....: 002260	
			Instrument ID..: I8				

(Continued on next page)

LABORATORY CONTROL SAMPLE DATA REPORT

DISSOLVED Metals

Client Lot #...: 9I04243 **Matrix.....:** WATER

PARAMETER	SPIKE AMOUNT	MEASURED AMOUNT	UNITS	PERCNT RECVRY	METHOD	PREPARATION-ANALYSIS DATE	WORK ORDER #
Molybdenum	100	85.0	ug/L	85	SW846 6020	09/09-09/16/09	LKGMX1DJ
			Dilution Factor: 1		Analysis Time..: 18:57	Analyst ID.....: 002260	
			Instrument ID..: I8				
Nickel	100	86.1	ug/L	86	SW846 6020	09/09-09/16/09	LKGMX1DK
			Dilution Factor: 1		Analysis Time..: 18:57	Analyst ID.....: 002260	
			Instrument ID..: I8				
Selenium	100	88.2	ug/L	88	SW846 6020	09/09-09/16/09	LKGMX1DL
			Dilution Factor: 1		Analysis Time..: 18:57	Analyst ID.....: 002260	
			Instrument ID..: I8				
Silver	100	90.4	ug/L	90	SW846 6020	09/09-09/16/09	LKGMX1DM
			Dilution Factor: 1		Analysis Time..: 18:57	Analyst ID.....: 002260	
			Instrument ID..: I8				
Thallium	100	82.6	ug/L	83	SW846 6020	09/09-09/16/09	LKGMX1DN
			Dilution Factor: 1		Analysis Time..: 18:57	Analyst ID.....: 002260	
			Instrument ID..: I8				
Vanadium	100	84.5	ug/L	85	SW846 6020	09/09-09/16/09	LKGMX1DP
			Dilution Factor: 1		Analysis Time..: 18:57	Analyst ID.....: 002260	
			Instrument ID..: I8				
Zinc	100	97.5	ug/L	98	SW846 6020	09/09-09/16/09	LKGMX1DQ
			Dilution Factor: 1		Analysis Time..: 18:57	Analyst ID.....: 002260	
			Instrument ID..: I8				
Chromium	100	85.1	ug/L	85	SW846 6020	09/09-09/16/09	LKGMX1DR
			Dilution Factor: 1		Analysis Time..: 18:57	Analyst ID.....: 002260	
			Instrument ID..: I8				
Mercury	5.0	4.7	ug/L	94	SW846 7470A	09/09-09/10/09	LKGMX1DT
			Dilution Factor: 1		Analysis Time..: 15:50	Analyst ID.....: 001576	
			Instrument ID..: H1				
LCS Lot-Sample#: A9I090000-016 **Prep Batch #...:** 9252016							
Antimony	100	90.0	ug/L	90	SW846 6020	09/09-09/15/09	LKGM11C7
			Dilution Factor: 1		Analysis Time..: 23:48	Analyst ID.....: 002260	
			Instrument ID..: I8				
Arsenic	100	87.2	ug/L	87	SW846 6020	09/09-09/15/09	LKGM11C8
			Dilution Factor: 1		Analysis Time..: 23:48	Analyst ID.....: 002260	
			Instrument ID..: I8				

(Continued on next page)

LABORATORY CONTROL SAMPLE DATA REPORT

DISSOLVED Metals

Client Lot #...: 9I04243 **Matrix.....:** WATER

PARAMETER	SPIKE AMOUNT	MEASURED AMOUNT	UNITS	PERCNT RECVRY	METHOD	PREPARATION-ANALYSIS DATE	WORK ORDER #
Barium	100	87.1	ug/L	87	SW846 6020	09/09-09/15/09	LKGM11C9
			Dilution Factor: 1		Analysis Time..: 23:48	Analyst ID.....: 002260	
			Instrument ID..: I8				
Beryllium	100	86.6	ug/L	87	SW846 6020	09/09-09/15/09	LKGM11DA
			Dilution Factor: 1		Analysis Time..: 23:48	Analyst ID.....: 002260	
			Instrument ID..: I8				
Cadmium	100	92.6	ug/L	93	SW846 6020	09/09-09/15/09	LKGM11DC
			Dilution Factor: 1		Analysis Time..: 23:48	Analyst ID.....: 002260	
			Instrument ID..: I8				
Cobalt	100	89.2	ug/L	89	SW846 6020	09/09-09/15/09	LKGM11DD
			Dilution Factor: 1		Analysis Time..: 23:48	Analyst ID.....: 002260	
			Instrument ID..: I8				
Copper	100	92.6	ug/L	93	SW846 6020	09/09-09/15/09	LKGM11DE
			Dilution Factor: 1		Analysis Time..: 23:48	Analyst ID.....: 002260	
			Instrument ID..: I8				
Iron	10000	8800	ug/L	88	SW846 6020	09/09-09/15/09	LKGM11DF
			Dilution Factor: 1		Analysis Time..: 23:48	Analyst ID.....: 002260	
			Instrument ID..: I8				
Lead	100	85.8	ug/L	86	SW846 6020	09/09-09/15/09	LKGM11DG
			Dilution Factor: 1		Analysis Time..: 23:48	Analyst ID.....: 002260	
			Instrument ID..: I8				
Manganese	100	91.5	ug/L	92	SW846 6020	09/09-09/15/09	LKGM11DH
			Dilution Factor: 1		Analysis Time..: 23:48	Analyst ID.....: 002260	
			Instrument ID..: I8				
Molybdenum	100	88.0	ug/L	88	SW846 6020	09/09-09/15/09	LKGM11DJ
			Dilution Factor: 1		Analysis Time..: 23:48	Analyst ID.....: 002260	
			Instrument ID..: I8				
Nickel	100	91.9	ug/L	92	SW846 6020	09/09-09/15/09	LKGM11DK
			Dilution Factor: 1		Analysis Time..: 23:48	Analyst ID.....: 002260	
			Instrument ID..: I8				
Selenium	100	88.2	ug/L	88	SW846 6020	09/09-09/15/09	LKGM11DL
			Dilution Factor: 1		Analysis Time..: 23:48	Analyst ID.....: 002260	
			Instrument ID..: I8				

(Continued on next page)

LABORATORY CONTROL SAMPLE DATA REPORT

DISSOLVED Metals

Client Lot #...: 9I04243 **Matrix.....:** WATER

PARAMETER	SPIKE AMOUNT	MEASURED AMOUNT	UNITS	PERCNT RECVRY	METHOD	PREPARATION-ANALYSIS DATE	WORK ORDER #
Silver	100	94.8	ug/L	95	SW846 6020	09/09-09/15/09	LKGM11DM
			Dilution Factor: 1		Analysis Time..: 23:48	Analyst ID.....: 002260	
			Instrument ID..: I8				
Thallium	100	85.8	ug/L	86	SW846 6020	09/09-09/15/09	LKGM11DN
			Dilution Factor: 1		Analysis Time..: 23:48	Analyst ID.....: 002260	
			Instrument ID..: I8				
Vanadium	100	86.8	ug/L	87	SW846 6020	09/09-09/15/09	LKGM11DP
			Dilution Factor: 1		Analysis Time..: 23:48	Analyst ID.....: 002260	
			Instrument ID..: I8				
Zinc	100	97.7	ug/L	98	SW846 6020	09/09-09/15/09	LKGM11DQ
			Dilution Factor: 1		Analysis Time..: 23:48	Analyst ID.....: 002260	
			Instrument ID..: I8				
Chromium	100	88.4	ug/L	88	SW846 6020	09/09-09/15/09	LKGM11DR
			Dilution Factor: 1		Analysis Time..: 23:48	Analyst ID.....: 002260	
			Instrument ID..: I8				
Mercury	5.0	4.6	ug/L	93	SW846 7470A	09/09-09/10/09	LKGM11DT
			Dilution Factor: 1		Analysis Time..: 14:43	Analyst ID.....: 001576	
			Instrument ID..: H4				

NOTE(S):

Calculations are performed before rounding to avoid round-off errors in calculated results.

MATRIX SPIKE SAMPLE DATA REPORT

TOTAL Metals

Client Lot #...: 9I04243 **Matrix.....:** WG
Date Sampled...: 09/03/09 09:05 **Date Received..:** 09/04/09

PARAMETER	SAMPLE AMOUNT	SPIKE AMT	MEASURED AMOUNT	UNITS	PERCENT RECOVERY	METHOD	PREPARATION-ANALYSIS DATE	WORK ORDER #
MS Lot-Sample #: A9I040243-001 **Prep Batch #...:** 9252015								
Antimony	0.38	100	100	ug/L	100	SW846 6020	09/09-09/16/09	LKDGK1CR
			Dilution Factor: 1			Analysis Time..: 19:03	Instrument ID..: I8	
			Analyst ID.....: 002260					
Arsenic	6.6	100	97.4	ug/L	91	SW846 6020	09/09-09/16/09	LKDGK1CT
			Dilution Factor: 1			Analysis Time..: 19:03	Instrument ID..: I8	
			Analyst ID.....: 002260					
Barium	42.5	100	140	ug/L	97	SW846 6020	09/09-09/16/09	LKDGK1CU
			Dilution Factor: 1			Analysis Time..: 19:03	Instrument ID..: I8	
			Analyst ID.....: 002260					
Beryllium	0.051	100	89.3	ug/L	89	SW846 6020	09/09-09/17/09	LKDGK1CV
			Dilution Factor: 1			Analysis Time..: 11:05	Instrument ID..: I8	
			Analyst ID.....: 002260					
Cadmium	0.060	100	100	ug/L	100	SW846 6020	09/09-09/16/09	LKDGK1CW
			Dilution Factor: 1			Analysis Time..: 19:03	Instrument ID..: I8	
			Analyst ID.....: 002260					
Chromium	1.2	100	96.4	ug/L	95	SW846 6020	09/09-09/16/09	LKDGK1DC
			Dilution Factor: 1			Analysis Time..: 19:03	Instrument ID..: I8	
			Analyst ID.....: 002260					
Cobalt	6.0	100	98.0	ug/L	92	SW846 6020	09/09-09/16/09	LKDGK1CX
			Dilution Factor: 1			Analysis Time..: 19:03	Instrument ID..: I8	
			Analyst ID.....: 002260					
Copper	2.0	100	94.8	ug/L	93	SW846 6020	09/09-09/16/09	LKDGK1C0
			Dilution Factor: 1			Analysis Time..: 19:03	Instrument ID..: I8	
			Analyst ID.....: 002260					
Iron	200000	10000	208000	ug/L		SW846 6020	09/09-09/16/09	LKDGK1C1
			Qualifiers: NC,MSB					
			Dilution Factor: 1			Analysis Time..: 19:03	Instrument ID..: I8	
			Analyst ID.....: 002260					
Lead	0.63	100	99.9	ug/L	99	SW846 6020	09/09-09/16/09	LKDGK1C2
			Dilution Factor: 1			Analysis Time..: 19:03	Instrument ID..: I8	
			Analyst ID.....: 002260					

(Continued on next page)

MATRIX SPIKE SAMPLE DATA REPORT

TOTAL Metals

Client Lot #...: 9I04243 **Matrix.....:** WG
Date Sampled...: 09/03/09 09:05 **Date Received..:** 09/04/09

PARAMETER	SAMPLE AMOUNT	SPIKE AMT	MEASURED AMOUNT	UNITS	PERCENT RECOVERY	METHOD	PREPARATION-ANALYSIS DATE	WORK ORDER #
Manganese	1880	100	1830	ug/L		SW846 6020	09/09-09/16/09	LKDGK1C3
			Qualifiers: NC,MSB					
			Dilution Factor: 1		Analysis Time..: 19:03		Instrument ID..: I8	
			Analyst ID.....: 002260					
Molybdenum	0.36	100	97.7	ug/L	97	SW846 6020	09/09-09/16/09	LKDGK1C4
			Dilution Factor: 1		Analysis Time..: 19:03		Instrument ID..: I8	
			Analyst ID.....: 002260					
Nickel	5.7	100	95.6	ug/L	90	SW846 6020	09/09-09/16/09	LKDGK1C5
			Dilution Factor: 1		Analysis Time..: 19:03		Instrument ID..: I8	
			Analyst ID.....: 002260					
Selenium	0.43	100	92.9	ug/L	92	SW846 6020	09/09-09/16/09	LKDGK1C6
			Dilution Factor: 1		Analysis Time..: 19:03		Instrument ID..: I8	
			Analyst ID.....: 002260					
Silver	ND	100	96.9	ug/L	97	SW846 6020	09/09-09/16/09	LKDGK1C7
			Dilution Factor: 1		Analysis Time..: 19:03		Instrument ID..: I8	
			Analyst ID.....: 002260					
Thallium	0.17	100	96.3	ug/L	96	SW846 6020	09/09-09/16/09	LKDGK1C8
			Dilution Factor: 1		Analysis Time..: 19:03		Instrument ID..: I8	
			Analyst ID.....: 002260					
Vanadium	1.1	100	96.2	ug/L	95	SW846 6020	09/09-09/16/09	LKDGK1C9
			Dilution Factor: 1		Analysis Time..: 19:03		Instrument ID..: I8	
			Analyst ID.....: 002260					
Zinc	7.6	100	102	ug/L	95	SW846 6020	09/09-09/16/09	LKDGK1DA
			Dilution Factor: 1		Analysis Time..: 19:03		Instrument ID..: I8	
			Analyst ID.....: 002260					
Mercury	ND	1.0	0.85	ug/L	85	SW846 7470A	09/09-09/10/09	LKDGK1DD
			Dilution Factor: 1		Analysis Time..: 15:51		Instrument ID..: H1	
			Analyst ID.....: 001576					

NOTE(S):

Calculations are performed before rounding to avoid round-off errors in calculated results.

NC The recovery and/or RPD were not calculated.

MSB The recovery and RPD may be outside control limits because the sample amount was greater than 4X the spike amount.

MATRIX SPIKE SAMPLE DATA REPORT

TOTAL Metals

Client Lot #...: 9I04243 **Matrix.....:** WATER
Date Sampled...: 09/02/09 12:05 **Date Received..:** 09/03/09

PARAMETER	SAMPLE AMOUNT	SPIKE AMT	MEASURED AMOUNT	UNITS	PERCENT RECOVERY	METHOD	PREPARATION-ANALYSIS DATE	WORK ORDER #
MS Lot-Sample #: A9I030186-001 **Prep Batch #...:** 9252016								
Antimony	1.7	100	83.6	ug/L	82	SW846 6020	09/09-09/16/09	LJ9NG1CP
			Dilution Factor: 1		Analysis Time..: 23:54		Instrument ID..: I8	
			Analyst ID.....: 002260					
Arsenic	14.9	100	97.3	ug/L	82	SW846 6020	09/09-09/16/09	LJ9NG1CQ
			Dilution Factor: 1		Analysis Time..: 23:54		Instrument ID..: I8	
			Analyst ID.....: 002260					
Barium	79.8	100	173	ug/L	93	SW846 6020	09/09-09/16/09	LJ9NG1CR
			Dilution Factor: 1		Analysis Time..: 23:54		Instrument ID..: I8	
			Analyst ID.....: 002260					
Beryllium	1.7	100	85.3	ug/L	84	SW846 6020	09/09-09/16/09	LJ9NG1CT
			Dilution Factor: 1		Analysis Time..: 23:54		Instrument ID..: I8	
			Analyst ID.....: 002260					
Cadmium	3.4	100	91.5	ug/L	88	SW846 6020	09/09-09/16/09	LJ9NG1CU
			Dilution Factor: 1		Analysis Time..: 23:54		Instrument ID..: I8	
			Analyst ID.....: 002260					
Chromium	41.4	100	131	ug/L	89	SW846 6020	09/09-09/16/09	LJ9NG1C9
			Dilution Factor: 1		Analysis Time..: 23:54		Instrument ID..: I8	
			Analyst ID.....: 002260					
Cobalt	330	100	389 N	ug/L	59	SW846 6020	09/09-09/16/09	LJ9NG1CV
			Dilution Factor: 1		Analysis Time..: 23:54		Instrument ID..: I8	
			Analyst ID.....: 002260					
Copper	57.3	100	139	ug/L	82	SW846 6020	09/09-09/16/09	LJ9NG1CW
			Dilution Factor: 1		Analysis Time..: 23:54		Instrument ID..: I8	
			Analyst ID.....: 002260					
Iron	15000	10000	23500	ug/L	85	SW846 6020	09/09-09/16/09	LJ9NG1CX
			Dilution Factor: 1		Analysis Time..: 23:54		Instrument ID..: I8	
			Analyst ID.....: 002260					
Lead	38.0	100	120	ug/L	82	SW846 6020	09/09-09/16/09	LJ9NG1C0
			Dilution Factor: 1		Analysis Time..: 23:54		Instrument ID..: I8	
			Analyst ID.....: 002260					

Sample not included in SDG

(Continued on next page)

MATRIX SPIKE SAMPLE DATA REPORT

TOTAL Metals

Client Lot #...: 9I04243
Date Sampled...: 09/02/09 12:05 **Date Received..:** 09/03/09

Matrix.....: WATER

PARAMETER	SAMPLE AMOUNT	SPIKE AMT	MEASURED AMOUNT	UNITS	PERCENT RECOVERY	METHOD	PREPARATION-ANALYSIS DATE	WORK ORDER #
Manganese	5360	100	5030	ug/L		SW846 6020	09/09-09/16/09	LJ9NG1C1
			Qualifiers: NC,MSB					
			Dilution Factor: 1			Analysis Time..: 23:54	Instrument ID..: I8	
			Analyst ID.....: 002260					
Molybdenum	3.4	100	87.6	ug/L	84	SW846 6020	09/09-09/16/09	LJ9NG1C2
			Dilution Factor: 1			Analysis Time..: 23:54	Instrument ID..: I8	
			Analyst ID.....: 002260					
Nickel	83.6	100	163	ug/L	80	SW846 6020	09/09-09/16/09	LJ9NG1C3
			Dilution Factor: 1			Analysis Time..: 23:54	Instrument ID..: I8	
			Analyst ID.....: 002260					
Selenium	5.6	100	86.7	ug/L	81	SW846 6020	09/09-09/16/09	LJ9NG1C4
			Dilution Factor: 1			Analysis Time..: 23:54	Instrument ID..: I8	
			Analyst ID.....: 002260					
Silver	0.18	100	88.0	ug/L	88	SW846 6020	09/09-09/16/09	LJ9NG1C5
			Dilution Factor: 1			Analysis Time..: 23:54	Instrument ID..: I8	
			Analyst ID.....: 002260					
Thallium	0.35	100	85.9	ug/L	86	SW846 6020	09/09-09/16/09	LJ9NG1C6
			Dilution Factor: 1			Analysis Time..: 23:54	Instrument ID..: I8	
			Analyst ID.....: 002260					
Vanadium	66.1	100	155	ug/L	88	SW846 6020	09/09-09/16/09	LJ9NG1C7
			Dilution Factor: 1			Analysis Time..: 23:54	Instrument ID..: I8	
			Analyst ID.....: 002260					
Zinc	288	100	373	ug/L	86	SW846 6020	09/09-09/16/09	LJ9NG1C8
			Dilution Factor: 1			Analysis Time..: 23:54	Instrument ID..: I8	
			Analyst ID.....: 002260					
Mercury	0.71	1.0	1.8	ug/L	112	SW846 7470A	09/09-09/10/09	LJ9NG1DA
			Dilution Factor: 1			Analysis Time..: 14:45	Instrument ID..: H4	
			Analyst ID.....: 001576					

NOTE(S):

Calculations are performed before rounding to avoid round-off errors in calculated results.

N Spiked analyte recovery is outside stated control limits.

NC The recovery and/or RPD were not calculated.

MSB The recovery and RPD may be outside control limits because the sample amount was greater than 4X the spike amount.

MATRIX SPIKE SAMPLE DATA REPORT

TOTAL Metals

Client Lot #...: 9I04243 **Matrix.....:** WG
Date Sampled...: 09/03/09 13:15 **Date Received..:** 09/04/09

PARAMETER	SAMPLE AMOUNT	SPIKE AMT	MEASRD AMOUNT	UNITS	PERCNT RECVRY	RPD	METHOD	PREPARATION-ANALYSIS DATE	WORK ORDER #
MS Lot-Sample #: A9I040243-010 **Prep Batch #...:** 9252492									
Calcium									
	118000	50000	165000	ug/L	94		SW846 6010B	09/09-09/10/09	LKDK11DG
	118000	50000	171000	ug/L	107	3.7	SW846 6010B	09/09-09/10/09	LKDK11DH
			Dilution Factor: 1						
			Analysis Time..: 14:35		Instrument ID..: TRACEICP		Analyst ID.....: 022952		
Magnesium									
	76500	50000	127000	ug/L	101		SW846 6010B	09/09-09/10/09	LKDK11DL
	76500	50000	132000	ug/L	111	3.8	SW846 6010B	09/09-09/10/09	LKDK11DM
			Dilution Factor: 1						
			Analysis Time..: 14:35		Instrument ID..: TRACEICP		Analyst ID.....: 022952		
Potassium									
	20700	50000	70000	ug/L	99		SW846 6010B	09/09-09/10/09	LKDK11DJ
	20700	50000	72700	ug/L	104	3.7	SW846 6010B	09/09-09/10/09	LKDK11DK
			Dilution Factor: 1						
			Analysis Time..: 14:35		Instrument ID..: TRACEICP		Analyst ID.....: 022952		
Silica									
	11800	21400	39900 N	ug/L	131		SW846 6010B	09/09-09/10/09	LKDK11DQ
	11800	21400	41900 N	ug/L	141	5.0	SW846 6010B	09/09-09/10/09	LKDK11DR
			Dilution Factor: 1						
			Analysis Time..: 14:35		Instrument ID..: TRACEICP		Analyst ID.....: 022952		
Sodium									
	170000	50000	221000	ug/L	103		SW846 6010B	09/09-09/10/09	LKDK11DN
	170000	50000	229000	ug/L	118	3.4	SW846 6010B	09/09-09/10/09	LKDK11DP
			Dilution Factor: 1						
			Analysis Time..: 14:35		Instrument ID..: TRACEICP		Analyst ID.....: 022952		

NOTE(S):

Calculations are performed before rounding to avoid round-off errors in calculated results.

N Spiked analyte recovery is outside stated control limits.

SAMPLE DUPLICATE EVALUATION REPORT

Metals

Client Lot #...: A9I040243 **Work Order #...:** LKDGK-SMP LKDGK-DUP **Matrix.....:** WG

Date Sampled...: 09/03/09 09:05 **Date Received..:** 09/04/09

PARAM	RESULT	DUPLICATE RESULT	UNITS	RPD	RPD LIMIT	METHOD	PREPARATION-ANALYSIS DATE	PREP BATCH #
Silver						SD Lot-Sample #: A9I040243-001		
	ND	ND	ug/L	0	(0-20)	SW846 6020	09/09-09/16/09	9252015
		Dilution Factor: 1				Analysis Time..: 19:03	Analyst ID.....: 002260	
		Instrument ID..: I8						
Arsenic						SD Lot-Sample #: A9I040243-001		
	6.6	6.2	ug/L	5.2	(0-20)	SW846 6020	09/09-09/16/09	9252015
		Dilution Factor: 1				Analysis Time..: 19:03	Analyst ID.....: 002260	
		Instrument ID..: I8						
Barium						SD Lot-Sample #: A9I040243-001		
	42.5 J	41.6	ug/L	2.1	(0-20)	SW846 6020	09/09-09/16/09	9252015
		Dilution Factor: 1				Analysis Time..: 19:03	Analyst ID.....: 002260	
		Instrument ID..: I8						
Beryllium						SD Lot-Sample #: A9I040243-001		
	0.051 B	ND	ug/L	200	(0-20)	SW846 6020	09/09-09/17/09	9252015
		Dilution Factor: 1				Analysis Time..: 11:05	Analyst ID.....: 002260	
		Instrument ID..: I8						
Cadmium						SD Lot-Sample #: A9I040243-001		
	0.060 B	0.057 B	ug/L	5.1	(0-20)	SW846 6020	09/09-09/16/09	9252015
		Dilution Factor: 1				Analysis Time..: 19:03	Analyst ID.....: 002260	
		Instrument ID..: I8						
Cobalt						SD Lot-Sample #: A9I040243-001		
	6.0	5.6	ug/L	7.3	(0-20)	SW846 6020	09/09-09/16/09	9252015
		Dilution Factor: 1				Analysis Time..: 19:03	Analyst ID.....: 002260	
		Instrument ID..: I8						
Chromium						SD Lot-Sample #: A9I040243-001		
	1.2 B,J	1.3 B	ug/L	10	(0-20)	SW846 6020	09/09-09/16/09	9252015
		Dilution Factor: 1				Analysis Time..: 19:03	Analyst ID.....: 002260	
		Instrument ID..: I8						
Copper						SD Lot-Sample #: A9I040243-001		
	2.0 J	2.2	ug/L	8.1	(0-20)	SW846 6020	09/09-09/16/09	9252015
		Dilution Factor: 1				Analysis Time..: 19:03	Analyst ID.....: 002260	
		Instrument ID..: I8						
Iron						SD Lot-Sample #: A9I040243-001		
	200000 J	197000	ug/L	1.7	(0-20)	SW846 6020	09/09-09/16/09	9252015
		Dilution Factor: 1				Analysis Time..: 19:03	Analyst ID.....: 002260	
		Instrument ID..: I8						

(Continued on next page)

SAMPLE DUPLICATE EVALUATION REPORT

Metals

Lot-Sample #...: A9I040243-000 **Work Order #...:** LKDGK-SMP LKDGK-DUP **Matrix.....:** WG

PARAM	RESULT	DUPLICATE RESULT	UNITS	RPD	RPD LIMIT	METHOD	PREPARATION-ANALYSIS DATE	PREP BATCH #
Manganese						SD Lot-Sample #: A9I040243-001		
	1880 J	1660	ug/L	13	(0-20)	SW846 6020	09/09-09/16/09	9252015
		Dilution Factor: 1				Analysis Time..: 19:03	Analyst ID.....: 002260	
		Instrument ID..: I8						
Molybdenum						SD Lot-Sample #: A9I040243-001		
	0.36 B	0.25 B	ug/L	34 OK	(0-20)	SW846 6020	09/09-09/16/09	9252015
		Dilution Factor: 1				Analysis Time..: 19:03	Analyst ID.....: 002260	
		Instrument ID..: I8						
Nickel						SD Lot-Sample #: A9I040243-001		
	5.7	2.3	ug/L	85	(0-20)	SW846 6020	09/09-09/16/09	9252015
		Dilution Factor: 1				Analysis Time..: 19:03	Analyst ID.....: 002260	
		Instrument ID..: I8						
Lead						SD Lot-Sample #: A9I040243-001		
	0.63 B,J	0.60 B	ug/L	4.1	(0-20)	SW846 6020	09/09-09/16/09	9252015
		Dilution Factor: 1				Analysis Time..: 19:03	Analyst ID.....: 002260	
		Instrument ID..: I8						
Antimony						SD Lot-Sample #: A9I040243-001		
	0.38 B	0.22 B	ug/L	52 OK	(0-20)	SW846 6020	09/09-09/16/09	9252015
		Dilution Factor: 1				Analysis Time..: 19:03	Analyst ID.....: 002260	
		Instrument ID..: I8						
Selenium						SD Lot-Sample #: A9I040243-001		
	0.43 B	0.48 B	ug/L	11	(0-20)	SW846 6020	09/09-09/16/09	9252015
		Dilution Factor: 1				Analysis Time..: 19:03	Analyst ID.....: 002260	
		Instrument ID..: I8						
Thallium						SD Lot-Sample #: A9I040243-001		
	0.17 B	ND	ug/L	200 OK	(0-20)	SW846 6020	09/09-09/16/09	9252015
		Dilution Factor: 1				Analysis Time..: 19:03	Analyst ID.....: 002260	
		Instrument ID..: I8						
Vanadium						SD Lot-Sample #: A9I040243-001		
	1.1 B	0.83 B	ug/L	25 OK	(0-20)	SW846 6020	09/09-09/16/09	9252015
		Dilution Factor: 1				Analysis Time..: 19:03	Analyst ID.....: 002260	
		Instrument ID..: I8						
Zinc						SD Lot-Sample #: A9I040243-001		
	7.6 B,J	13.3 B	ug/L	55 OK	(0-20)	SW846 6020	09/09-09/16/09	9252015
		Dilution Factor: 1				Analysis Time..: 19:03	Analyst ID.....: 002260	
		Instrument ID..: I8						

(Continued on next page)

SAMPLE DUPLICATE EVALUATION REPORT

Metals

Lot-Sample #...: A9I040243-000 **Work Order #...:** LKDGK-SMP LKDGK-DUP **Matrix.....:** WG

PARAM	RESULT	DUPLICATE RESULT	UNITS	RPD	RPD LIMIT	METHOD	PREPARATION-ANALYSIS DATE	PREP BATCH #
Mercury						SD Lot-Sample #: A9I040243-001		
	ND	ND	ug/L	0	(0-20)	SW846 7470A	09/09-09/10/09	9252015

Dilution Factor: 1 Analysis Time..: 15:51 Analyst ID.....: 001576

Instrument ID..: H1

NOTE(S):

Calculations are performed before rounding to avoid round-off errors in calculated results.

J Method blank contamination. The associated method blank contains the target analyte at a reportable level.

B Estimated result. Result is less than RL.

SAMPLE DUPLICATE EVALUATION REPORT

Metals

Sample not included in SDG

Client Lot #...: A9I040243 **Work Order #...:** LJ9NG-SMP LJ9NG-DUP **Matrix.....:** WATER

Date Sampled...: 09/02/09 12:05 **Date Received..:** 09/03/09

PARAM	RESULT	DUPLICATE RESULT	UNITS	RPD	RPD LIMIT	METHOD	PREPARATION-ANALYSIS DATE	PREP BATCH #
Antimony						SD Lot-Sample #: A9I030186-001		
	1.7 B	1.6 B	ug/L	6.1	(0-20)	SW846 6020	09/09-09/16/09	9252016
			Dilution Factor: 1			Analysis Time..: 23:54	Analyst ID.....: 002260	
			Instrument ID..: I8					
Arsenic						SD Lot-Sample #: A9I030186-001		
	14.9	14.6	ug/L	2.2	(0-20)	SW846 6020	09/09-09/16/09	9252016
			Dilution Factor: 1			Analysis Time..: 23:54	Analyst ID.....: 002260	
			Instrument ID..: I8					
Barium						SD Lot-Sample #: A9I030186-001		
	79.8 J	76.7	ug/L	4.0	(0-20)	SW846 6020	09/09-09/16/09	9252016
			Dilution Factor: 1			Analysis Time..: 23:54	Analyst ID.....: 002260	
			Instrument ID..: I8					
Beryllium						SD Lot-Sample #: A9I030186-001		
	1.7	1.7	ug/L	0.35	(0-20)	SW846 6020	09/09-09/16/09	9252016
			Dilution Factor: 1			Analysis Time..: 23:54	Analyst ID.....: 002260	
			Instrument ID..: I8					
Cadmium						SD Lot-Sample #: A9I030186-001		
	3.4	3.2	ug/L	6.1	(0-20)	SW846 6020	09/09-09/16/09	9252016
			Dilution Factor: 1			Analysis Time..: 23:54	Analyst ID.....: 002260	
			Instrument ID..: I8					
Cobalt						SD Lot-Sample #: A9I030186-001		
	330	319	ug/L	3.3	(0-20)	SW846 6020	09/09-09/16/09	9252016
			Dilution Factor: 1			Analysis Time..: 23:54	Analyst ID.....: 002260	
			Instrument ID..: I8					
Copper						SD Lot-Sample #: A9I030186-001		
	57.3 J	56.9	ug/L	0.68	(0-20)	SW846 6020	09/09-09/16/09	9252016
			Dilution Factor: 1			Analysis Time..: 23:54	Analyst ID.....: 002260	
			Instrument ID..: I8					
Iron						SD Lot-Sample #: A9I030186-001		
	15000 J	15200	ug/L	1.1	(0-20)	SW846 6020	09/09-09/16/09	9252016
			Dilution Factor: 1			Analysis Time..: 23:54	Analyst ID.....: 002260	
			Instrument ID..: I8					
Lead						SD Lot-Sample #: A9I030186-001		
	38.0	36.8	ug/L	3.2	(0-20)	SW846 6020	09/09-09/16/09	9252016
			Dilution Factor: 1			Analysis Time..: 23:54	Analyst ID.....: 002260	
			Instrument ID..: I8					

(Continued on next page)

SAMPLE DUPLICATE EVALUATION REPORT

Metals

Lot-Sample #...: A9I040243-000 **Work Order #...:** LJ9NG-SMP LJ9NG-DUP **Matrix.....:** WATER

PARAM	RESULT	DUPLICATE RESULT	UNITS	RPD	RPD LIMIT	METHOD	PREPARATION-ANALYSIS DATE	PREP BATCH #
Manganese	5360 J	5140	ug/L	4.1	(0-20)	SW846 6020	SD Lot-Sample #: A9I030186-001 09/09-09/16/09	9252016
			Dilution Factor: 1			Analysis Time..: 23:54	Analyst ID.....: 002260	
			Instrument ID..: I8					
Molybdenum	3.4	3.3	ug/L	3.6	(0-20)	SW846 6020	SD Lot-Sample #: A9I030186-001 09/09-09/16/09	9252016
			Dilution Factor: 1			Analysis Time..: 23:54	Analyst ID.....: 002260	
			Instrument ID..: I8					
Nickel	83.6	81.6	ug/L	2.5	(0-20)	SW846 6020	SD Lot-Sample #: A9I030186-001 09/09-09/16/09	9252016
			Dilution Factor: 1			Analysis Time..: 23:54	Analyst ID.....: 002260	
			Instrument ID..: I8					
Selenium	5.6	5.1	ug/L	11	(0-20)	SW846 6020	SD Lot-Sample #: A9I030186-001 09/09-09/16/09	9252016
			Dilution Factor: 1			Analysis Time..: 23:54	Analyst ID.....: 002260	
			Instrument ID..: I8					
Silver	0.18 B	0.18 B	ug/L	1.7	(0-20)	SW846 6020	SD Lot-Sample #: A9I030186-001 09/09-09/16/09	9252016
			Dilution Factor: 1			Analysis Time..: 23:54	Analyst ID.....: 002260	
			Instrument ID..: I8					
Thallium	0.35 B	0.24 B	ug/L	35	(0-20)	SW846 6020	SD Lot-Sample #: A9I030186-001 09/09-09/16/09	9252016
			Dilution Factor: 1			Analysis Time..: 23:54	Analyst ID.....: 002260	
			Instrument ID..: I8					
Vanadium	66.1	65.2	ug/L	1.4	(0-20)	SW846 6020	SD Lot-Sample #: A9I030186-001 09/09-09/16/09	9252016
			Dilution Factor: 1			Analysis Time..: 23:54	Analyst ID.....: 002260	
			Instrument ID..: I8					
Zinc	288 J	280	ug/L	2.7	(0-20)	SW846 6020	SD Lot-Sample #: A9I030186-001 09/09-09/16/09	9252016
			Dilution Factor: 1			Analysis Time..: 23:54	Analyst ID.....: 002260	
			Instrument ID..: I8					
Chromium	41.4 J	39.5	ug/L	4.7	(0-20)	SW846 6020	SD Lot-Sample #: A9I030186-001 09/09-09/16/09	9252016
			Dilution Factor: 1			Analysis Time..: 23:54	Analyst ID.....: 002260	
			Instrument ID..: I8					

(Continued on next page)

SAMPLE DUPLICATE EVALUATION REPORT

Metals

Lot-Sample #...: A9I040243-000 **Work Order #...:** LJ9NG-SMP LJ9NG-DUP **Matrix.....:** WATER

PARAM	RESULT	DUPLICATE RESULT	UNITS	RPD	RPD LIMIT	METHOD	PREPARATION-ANALYSIS DATE	PREP BATCH #
Mercury						SD Lot-Sample #: A9I030186-001		
	0.71	0.67	ug/L	5.2	(0-20)	SW846 7470A	09/09-09/10/09	9252016

Dilution Factor: 1 Analysis Time..: 14:45 Analyst ID.....: 001576
Instrument ID..: H4

NOTE(S):

Calculations are performed before rounding to avoid round-off errors in calculated results.

B Estimated result. Result is less than RL.

J Method blank contamination. The associated method blank contains the target analyte at a reportable level.

TestAmerica North Canton

Metals Data Reporting Form

Serial Dilution RPD Report

Serial Dilution Sample ID: LKDLMFL

Original Sample ID: LKDLMF **Client ID:** MSA-DMW4D-090309

Matrix: Water **Units:** ug/L **Prep Date:** 09/09/09 **Prep Batch:** 9252015

Weight: NA **Volume:** NA **Percent Moisture:** NA

Element	WL/ Mass	OS Conc	Q	Serial Dilution Conc	Q	Percent Diff	OS DF	Ser Dil DF	Instr	OS Anal Date	OS Anal Time	Ser Dil Anal Date	Ser Dil Anal Time
Antimony	121	0.049	B	0.27	B		1	5	ICPMS	09/16/09	22:01	09/16/09	22:21
Arsenic	75	19.2		22.1	B	15.1	1	5	ICPMS	09/16/09	22:01	09/16/09	22:21
Barium	137	20.6		21.3		3.4	1	5	ICPMS	09/16/09	22:01	09/16/09	22:21
Beryllium	9	3.9		4.0	B	2.56	1	5	ICPMS	09/17/09	13:11	09/17/09	13:16
Cadmium	111	26.5		27.1		2.26	1	5	ICPMS	09/16/09	22:01	09/16/09	22:21
Chromium	52	2.8		2.9	B	3.57	1	5	ICPMS	09/16/09	22:01	09/16/09	22:21
Cobalt	59	174		186		6.7	1	5	ICPMS	09/16/09	22:01	09/16/09	22:21
Copper	65	67.8		73.2		7.96	1	5	ICPMS	09/16/09	22:01	09/16/09	22:21
Iron	56	225		246	B		1	5	ICPMS	09/16/09	22:01	09/16/09	22:21
Lead	208	1.4		1.6	B		1	5	ICPMS	09/16/09	22:01	09/16/09	22:21
Manganese	55	6960		6560		5.7	1	5	ICPMS	09/16/09	22:01	09/16/09	22:21
Molybdenum	95	0.23	U	1.2	U		1	5	ICPMS	09/16/09	22:01	09/16/09	22:21
Nickel	60	125		137		9.6	1	5	ICPMS	09/16/09	22:01	09/16/09	22:21
Selenium	78	37.4		44.8		19.8	1	5	ICPMS	09/16/09	22:01	09/16/09	22:21
Silver	107	0.020	U	0.10	U		1	5	ICPMS	09/16/09	22:01	09/16/09	22:21
Thallium	205	0.21	B	0.54	B		1	5	ICPMS	09/16/09	22:01	09/16/09	22:21
Vanadium	51	0.34	B	1.4	U		1	5	ICPMS	09/16/09	22:01	09/16/09	22:21
Zinc	66	369		407		10.3	1	5	ICPMS	09/16/09	22:01	09/16/09	22:21

Comments:

5.04.5

E Serial dilution percent difference not within limits

U Result is less than the IDL

Form 9 Equivalent

TestAmerica North Canton

Metals Data Reporting Form

Serial Dilution RPD Report

Serial Dilution Sample ID: LKE2PFL

Original Sample ID: LKE2PF **Client ID:** MSA-DMW1B-090409

Matrix: Water **Units:** ug/L **Prep Date:** 09/09/09 **Prep Batch:** 9252016

Weight: NA **Volume:** NA **Percent Moisture:** NA

Element	WL/ Mass	OS Conc	Q	Serial Dilution Conc	Q	Percent Diff	OS DF	Ser Dil DF	Instr	OS Anal Date	OS Anal Time	Ser Dil Anal Date	Ser Dil Anal Time
Antimony	121	0.043	U	0.22	U		1	5	ICPMS	09/16/09	1:57	09/16/09	2:12
Arsenic	75	11.2		10.0	B	10.7	1	5	ICPMS	09/16/09	1:57	09/16/09	2:12
Barium	137	14.5		15.9		9.65	1	5	ICPMS	09/16/09	1:57	09/16/09	2:12
Beryllium	9	0.073	B	0.19	B		1	5	ICPMS	09/16/09	1:57	09/16/09	2:12
Cadmium	111	173		174		1.1	1	5	ICPMS	09/16/09	1:57	09/16/09	2:12
Chromium	52	8.3		8.9	B	7.2	1	5	ICPMS	09/16/09	1:57	09/16/09	2:12
Cobalt	59	34.3		35.1		2.33	1	5	ICPMS	09/16/09	1:57	09/16/09	2:12
Copper	65	10.3		10.5		1.94	1	5	ICPMS	09/16/09	1:57	09/16/09	2:12
Iron	56	32300		30500		5.6	1	5	ICPMS	09/16/09	1:57	09/16/09	2:12
Lead	208	0.32	B	0.32	B		1	5	ICPMS	09/16/09	1:57	09/16/09	2:12
Manganese	55	3460		3590		3.6	5	25	ICPMS	09/16/09	11:21	09/16/09	11:25
Molybdenum	95	0.23	U	1.2	U		1	5	ICPMS	09/16/09	1:57	09/16/09	2:12
Nickel	60	39.6		41.0		3.53	1	5	ICPMS	09/16/09	1:57	09/16/09	2:12
Selenium	78	1.7	B	2.2	B		1	5	ICPMS	09/16/09	1:57	09/16/09	2:12
Silver	107	0.020	U	0.10	U		1	5	ICPMS	09/16/09	1:57	09/16/09	2:12
Thallium	205	0.11	B	0.53	B		1	5	ICPMS	09/16/09	1:57	09/16/09	2:12
Vanadium	51	0.29	U	1.4	U		1	5	ICPMS	09/16/09	1:57	09/16/09	2:12
Zinc	66	143		150		4.9	1	5	ICPMS	09/16/09	1:57	09/16/09	2:12

Comments:

5.04.5

E Serial dilution percent difference not within limits

U Result is less than the IDL

Form 9 Equivalent

TestAmerica Pittsburgh

Metals Data Reporting Form

Serial Dilution RPD Report

Serial Dilution Sample ID: LKDK1P

Original Sample ID: LKDK1 **Client ID:** MSA-DMW4S-090309P

Matrix: Water **Units:** ug/L **Prep Date:** 9/9/2009 **Prep Batch:** 9252492

Weight: NA **Volume:** 50 **Percent Moisture:** NA

Element	WL/ Mass	OS Conc	Q	Serial Dilution Conc	Q	Percent Diff	OS DF	Ser Dil DF	Instr	OS Anal Date	OS Anal Time	Ser Dil Anal Date	Ser Dil Anal Time
Calcium	317.933	118000		122000		3.3	1	5	ICPST	9/10/2009	14:24	9/10/2009	14:30
Magnesium	279.078	76500		77000		0.7	1	5	ICPST	9/10/2009	14:24	9/10/2009	14:30
Potassium	766.491	20700		19000	B	8.1	1	5	ICPST	9/10/2009	14:24	9/10/2009	14:30
Sodium	330.232	170000		174000		2.8	1	5	ICPST	9/10/2009	14:24	9/10/2009	14:30

Comments:

5.22.0

E Serial dilution percent difference not within limits

U Result is less than the IDL

Form 9 Equivalent

TestAmerica Pittsburgh

Metals Data Reporting Form

Serial Dilution RPD Report

Serial Dilution Sample ID: LKDK1P

Original Sample ID: LKDK1 **Client ID:** MSA-DMW4S-090309P

Matrix: Water **Units:** ug/L **Prep Date:** 9/9/2009 **Prep Batch:** 9252492

Weight: NA **Volume:** 50 **Percent Moisture:** NA

Element	WL/ Mass	OS Conc	Q	Serial Dilution Conc	Q	Percent Diff	OS DF	Ser Dil DF	Instr	OS Anal Date	OS Anal Time	Ser Dil Anal Date	Ser Dil Anal Time
Silica	288.158	25200		25900		2.7	1	5	ICPST	9/10/2009	14:24	9/10/2009	14:30

Comments:

5.22.0

U Result is less than the MDL

B Result is between MDL and RL

Form 9 Equivalent

TestAmerica North Canton

Metals Data Reporting Form

Instrument Detection Limits

Instrument: ICPMS **Units:** ppb

Element	Mass	Reporting Limit	IDL	Date of IDL
Antimony	121	2.0	0.043	09/11/09
Arsenic	75	5.0	0.12	09/11/09
Barium	137	1.0	0.033	09/11/09
Beryllium	9	1.0	0.025	09/11/09
Cadmium	111	1.0	0.014	09/11/09
Chromium	52	2.0	0.042	09/11/09
Cobalt	59	1.0	0.015	09/11/09
Copper	65	2.0	0.079	09/11/09
Iron	56	50.0	4.7	09/11/09
Lead	208	1.0	0.028	09/11/09
Manganese	55	1.0	0.034	09/11/09
Molybdenum	95	2.0	0.23	09/11/09
Nickel	60	2.0	0.048	09/11/09
Selenium	78	5.0	0.14	09/11/09
Silver	107	1.0	0.020	09/11/09
Thallium	205	1.0	0.072	09/11/09
Vanadium	51	20.0	0.29	09/11/09
Zinc	66	20.0	0.60	09/11/09

TestAmerica North Canton

Metals Data Reporting Form

Instrument Detection Limits

Instrument: CVAA-H1 **Units:** ppb

Element	Wavelength	Reporting Limit	IDL	Date of IDL
Mercury	253.700	0.2	0.10	01/13/09

TestAmerica North Canton

Metals Data Reporting Form

Instrument Detection Limits

Instrument: CVAA-H4 **Units:** ppb

Element	Wavelength	Reporting Limit	IDL	Date of IDL
Mercury	253.700	0.2	0.10	11/17/08

TestAmerica Pittsburgh

Metals Data Reporting Form

Instrument Detection Limits

Instrument: ICPST **Units:** ppb

Element	Wavelength	Reporting Limit	MDL	Date of MDL
Calcium	317.933	5000.0	9.7	4/22/2009
Magnesium	279.078	5000.0	20.7	4/22/2009
Potassium	766.491	5000.0	213	4/22/2009
Sodium	330.232	5000.0	215	4/22/2009

TestAmerica Pittsburgh

Metals Data Reporting Form

Instrument Detection Limits

Instrument: ICPST **Units:** ppb

Element	Wavelength	Reporting Limit	MDL	Date of MDL
Silica	288.158	1070.0	13.4	4/22/2009

Batch Number: 9252015

Metals Prep Log/ Batch Summary

Lisa McGall
(e-Signature)

Prep Date: 09/09/09
Due Date: 09/18/09

Lot	Work Order			ICP Weight	ICPMS Weight	Hg Weight
A9I090000 Water	LKGMX	B	Due Date: SDG:		50 mL	100 mL
A9I090000 Water	LKGMX	C	Due Date: SDG:		50 mL	100 mL
A9I040243 Water	LKDGK Dissolved		Due Date: 09/18/09 SDG: 9I04243		50 mL	100 mL
A9I040243 Water	LKDGK Total		Due Date: 09/18/09 SDG: 9I04243		50 mL	100 mL
A9I040243 Water	LKDGK Total	S	Due Date: 09/18/09 SDG: 9I04243		50 mL	100 mL
A9I040243 Water	LKDGK Total	X	Due Date: 09/18/09 SDG: 9I04243		50 mL	100 mL
A9I040243 Water	LKDHE Dissolved		Due Date: 09/18/09 SDG: 9I04243		50 mL	100 mL
A9I040243 Water	LKDHE Total		Due Date: 09/18/09 SDG: 9I04243		50 mL	100 mL
A9I040243 Water	LKDHG Dissolved		Due Date: 09/18/09 SDG: 9I04243		50 mL	100 mL
A9I040243 Water	LKDHG Total		Due Date: 09/18/09 SDG: 9I04243		50 mL	100 mL
A9I040243 Water	LKDJ1 Dissolved		Due Date: 09/18/09 SDG: 9I04243		50 mL	100 mL
A9I040243 Water	LKDJ1 Total		Due Date: 09/18/09 SDG: 9I04243		50 mL	100 mL
A9I040243 Water	LKDKF Dissolved		Due Date: 09/18/09 SDG: 9I04243		50 mL	100 mL
A9I040243 Water	LKDKF Total		Due Date: 09/18/09 SDG: 9I04243		50 mL	100 mL
A9I040243 Water	LKDKT Dissolved		Due Date: 09/18/09 SDG: 9I04243		50 mL	100 mL
A9I040243 Water	LKDKT Total		Due Date: 09/18/09 SDG: 9I04243		50 mL	100 mL
A9I040243 Water	LKDKW Dissolved		Due Date: 09/18/09 SDG: 9I04243		50 mL	100 mL
A9I040243 Water	LKDKW Total		Due Date: 09/18/09 SDG: 9I04243		50 mL	100 mL
A9I040243 Water	LKDK0 Dissolved		Due Date: 09/18/09 SDG: 9I04243		50 mL	100 mL
A9I040243 Water	LKDK0 Total		Due Date: 09/18/09 SDG: 9I04243		50 mL	100 mL
A9I040243 Water	LKDK1 Dissolved		Due Date: 09/18/09 SDG: 9I04243		50 mL	100 mL
A9I040243 Water	LKDK1 Total		Due Date: 09/18/09 SDG: 9I04243		50 mL	100 mL

Batch Number: 9252613

Metals Prep Log/ Batch Summary

Lisa McGall
(e-Signature)

Prep Date: 09/09/09
Due Date: 09/18/09

Lot	Work Order		ICP Weight	ICPMS Weight	Hg Weight
A9I040243 Water	LKDLM Dissolved	Due Date: 09/18/09 SDG: 9I04243		50 mL	100 mL
A9I040243 Water	LKDLM Total	Due Date: 09/18/09 SDG: 9I04243		50 mL	100 mL

LEVEL 2

BLANK AND CHECK STANDARD ON BATCH	X
MS/MSD AND PDS ON BATCH	X
CORRECT SPIKES ADDED	X
SPIKING SOLUTIONS DOCUMENTED ON BATCH LOG	X

Comments:

B-BLANK; C-CHECK SAMPLE; L-CHECK SAMPLE DUPLICATE; P-SERIAL DILUTION; S-MATRIX SPIKE SAMPLE; D-MATRIX SPIKE DUPLICATE SAMPLE

Unless otherwise noted, final volumes are as follows: Soils - 100 mL. Waters - ICP and ICPMS - 50 mL, Hg - 100 mL.

ICPMS ELEMENTS WITHIN THE BATCH:

AG AS BA BE CD CO CR CU FE MN MO NI PB SB SE TL VX ZN

Matrix Spike Information:

LKDGK	Hg	ICPMS-1	ICPMS-2

Check Sample Information:

LKGMX	Hg	ICPMS-1	ICPMS-2

Prep Method(s): SW846 3005A, SW846 7470A

9252016

Metals Prep Log/ Batch Summary

Lisa McGall
(e-Signature)

Prep Date: 09/09/09
Due Date: 09/17/09

Lot	Work Order			ICP Weight	ICPMS Weight	Hg Weight
A9I090000 Water	LKGM1	B	Due Date: SDG:		50 mL	100 mL
A9I090000 Water	LKGM1	C	Due Date: SDG:		50 mL	100 mL
A9I030186 Water	LJ9NG Dissolved		Due Date: 09/17/09 SDG: 9I02192		50 mL	100 mL
A9I030186 Water	LJ9NG Total		Due Date: 09/17/09 SDG: 9I02192		50 mL	100 mL
A9I030186 Water	LJ9NG Total	S	Due Date: 09/17/09 SDG: 9I02192		50 mL	100 mL
A9I030186 Water	LJ9NG Total	X	Due Date: 09/17/09 SDG: 9I02192		50 mL	100 mL
A9I030186 Water	LJ9NV Dissolved		Due Date: 09/17/09 SDG: 9I02192		50 mL	100 mL
A9I030186 Water	LJ9NV Total		Due Date: 09/17/09 SDG: 9I02192		50 mL	100 mL
A9I030186 Water	LJ9N1 Dissolved		Due Date: 09/17/09 SDG: 9I02192		50 mL	100 mL
A9I030186 Water	LJ9N1 Total		Due Date: 09/17/09 SDG: 9I02192		50 mL	100 mL
A9I030186 Water	LJ9N2 Dissolved		Due Date: 09/17/09 SDG: 9I02192		50 mL	100 mL
A9I030186 Water	LJ9N2 Total		Due Date: 09/17/09 SDG: 9I02192		50 mL	100 mL
A9I030186 Water	LJ9N4 Dissolved		Due Date: 09/17/09 SDG: 9I02192		50 mL	100 mL
A9I030186 Water	LJ9N4 Total		Due Date: 09/17/09 SDG: 9I02192		50 mL	100 mL
A9I030186 Water	LJ9N6 Dissolved		Due Date: 09/17/09 SDG: 9I02192		50 mL	100 mL
A9I030186 Water	LJ9N6 Total		Due Date: 09/17/09 SDG: 9I02192		50 mL	100 mL
A9I030309 Water	LKAPV Dissolved		Due Date: 09/17/09 SDG: 9H25196		50 mL	100 mL
A9I030309 Water	LKAPV Total		Due Date: 09/17/09 SDG: 9H25196		50 mL	100 mL
A9I050193 Water	LKE18 Dissolved		Due Date: 09/18/09 SDG: 9I04243		50 mL	100 mL
A9I050193 Water	LKE18 Total		Due Date: 09/18/09 SDG: 9I04243		50 mL	100 mL
A9I050193 Water	LKE2K Dissolved		Due Date: 09/18/09 SDG: 9I04243		50 mL	100 mL
A9I050193 Water	LKE2K Total		Due Date: 09/18/09 SDG: 9I04243		50 mL	100 mL

Batch Number: 9252010

Metals Prep Log/ Batch Summary

Lisa McGall
(e-Signature)

Prep Date: 09/09/09
Due Date: 09/17/09

Lot	Work Order		ICP Weight	ICPMS Weight	Hg Weight
A9I050193 Water	LKE2P Dissolved	Due Date: 09/18/09 SDG: 9I04243		50 mL	100 mL
A9I050193 Water	LKE2P Total	Due Date: 09/18/09 SDG: 9I04243		50 mL	100 mL

LEVEL 2

BLANK AND CHECK STANDARD ON BATCH	X
MS/MSD AND PDS ON BATCH	X
CORRECT SPIKES ADDED	X
SPIKING SOLUTIONS DOCUMENTED ON BATCH LOG	X

Comments:

B-BLANK; C-CHECK SAMPLE; L-CHECK SAMPLE DUPLICATE; P-SERIAL DILUTION; S-MATRIX SPIKE SAMPLE; D-MATRIX SPIKE DUPLICATE SAMPLE

Unless otherwise noted, final volumes are as follows: Soils - 100 mL. Waters - ICP and ICPMS - 50 mL, Hg - 100 mL.

ICPMS ELEMENTS WITHIN THE BATCH:

AG AS BA BE CD CO CR CU FE MN MO NI PB SB SE TL VX ZN

Matrix Spike Information:

LJ9NG	Hg	ICPMS-1	ICPMS-2

Check Sample Information:

LKGM1	Hg	ICPMS-1	ICPMS-2

Prep Method(s): SW846 3005A, SW846 7470A

```
:       Instrument Upload                                    Run Log - Page  1 :
:       Started Fri Sep 11 07:13:12 2009 by TOTHR                              :
:       Data File: UPL$CAN_DATA_ROOT:<LHG>HG10910B.PRN;1                       :
```

#	WorkOrder	Dilution	Date	Time	Batch	Lot	Instrument
1	STD1REP1	1	10-SEP-2009	15:08:37			H1
2	STD2REP1	1	10-SEP-2009	15:09:42			H1
3	STD3REP1	1	10-SEP-2009	15:11:09			H1
4	STD4REP1	1	10-SEP-2009	15:12:15			H1
5	STD5REP1	1	10-SEP-2009	15:13:24			H1
6	STD6REP1	1	10-SEP-2009	15:14:42			H1
7	CK5ICV	1	10-SEP-2009	15:16:14			H1
8	CK4ICB	1	10-SEP-2009	15:17:19			H1
9	CK3CRA\MRL	1	10-SEP-2009	15:18:39			H1
10	CK2CCV	1	10-SEP-2009	15:19:57			H1
11	CK1CCB	1	10-SEP-2009	15:21:02			H1
12	LKFG8BT	1	10-SEP-2009	15:22:11	9253020	A9I080000	H1
13	LKJE4BT	1	10-SEP-2009	15:23:19	9253020	A9I100000	H1
14	LKJE4CT	1	10-SEP-2009	15:24:25	9253020	A9I100000	H1
15	LKCH3T	1	10-SEP-2009	15:25:31	9253020	A9I040143	H1
16	LKCHKT	1	10-SEP-2009	15:26:38	9253020	A9I040143	H1
17	LKFNFT	1	10-SEP-2009	15:27:44	9253020	A9I080118	H1
18	LKFNFTS	1	10-SEP-2009	15:29:09	9253020	A9I080118	H1
19	LKFNFTD	1	10-SEP-2009	15:30:20	9253020	A9I080118	H1
20	LKFETB	1	10-SEP-2009	15:31:27	9253019	A9I080000	H1
21	LKJE2B	1	10-SEP-2009	15:32:35	9253019	A9I100000	H1
22	CK2CCV	1	10-SEP-2009	15:33:40			H1
23	CK1CCB	1	10-SEP-2009	15:34:50			H1
24	LKJE2C	1	10-SEP-2009	15:35:57	9253019	A9I100000	H1
25	LKAPF	1	10-SEP-2009	15:37:11	9253019	A9I030307	H1
26	LKAPFS	1	10-SEP-2009	15:38:16	9253019	A9I030307	H1
27	LKAPFD	1	10-SEP-2009	15:39:24	9253019	A9I030307	H1
28	LKFE1BT	1	10-SEP-2009	15:40:33	9253018	A9I080000	H1
29	LKJE0BT	1	10-SEP-2009	15:41:39	9253018	A9I100000	H1
30	LKJE0CT	1	10-SEP-2009	15:42:48	9253018	A9I100000	H1
31	LKDE3T	1	10-SEP-2009	15:43:55	9253018	A9I040235	H1
32	LKDE3TS	1	10-SEP-2009	15:45:03	9253018	A9I040235	H1
33	LKDE3TD	1	10-SEP-2009	15:46:11	9253018	A9I040235	H1
34	CK2CCV	1	10-SEP-2009	15:47:18			H1
35	CK1CCB	1	10-SEP-2009	15:48:24			H1
36	LKGMXB	1	10-SEP-2009	15:49:31	9252015	A9I090000	H1
37	LKGMXC	1	10-SEP-2009	15:50:38	9252015	A9I090000	H1
38	LKDGK	1	10-SEP-2009	15:51:53	9252015	9I04243	H1
39	LKDGKX	1	10-SEP-2009	15:53:10	9252015	9I04243	H1
40	LKDGKS	1	10-SEP-2009	15:54:16	9252015	9I04243	H1
41	LKDGKF	1	10-SEP-2009	15:55:21	9252015	9I04243	H1
42	LKDHE	1	10-SEP-2009	15:56:37	9252015	9I04243	H1
43	LKDHEF	1	10-SEP-2009	15:57:42	9252015	9I04243	H1
44	LKDHG	1	10-SEP-2009	15:58:51	9252015	9I04243	H1

---------- (continued) ----------

#	WorkOrder	Dilution	Date	Time	Batch	Lot	Instrument
45	LKDHGF	1	10-SEP-2009	16:00:12	9252015	9I04243	H1
46	CK2CCV	1	10-SEP-2009	16:01:29			H1
47	CK1CCB	1	10-SEP-2009	16:02:45			H1
48	LKDJ1	1	10-SEP-2009	16:04:01	9252015	9I04243	H1
49	LKDJ1F	1	10-SEP-2009	16:05:09	9252015	9I04243	H1
50	LKDK0	1	10-SEP-2009	16:06:15	9252015	9I04243	H1
51	LKDK0F	1	10-SEP-2009	16:07:20	9252015	9I04243	H1
52	LKDK1	1	10-SEP-2009	16:08:25	9252015	9I04243	H1
53	LKDK1F	1	10-SEP-2009	16:09:43	9252015	9I04243	H1
54	LKDKF	1	10-SEP-2009	16:11:17	9252015	9I04243	H1
55	LKDKFF	1	10-SEP-2009	16:12:27	9252015	9I04243	H1
56	LKDKT	1	10-SEP-2009	16:13:36	9252015	9I04243	H1
57	LKDKTF	1	10-SEP-2009	16:14:46	9252015	9I04243	H1
58	CK2CCV	1	10-SEP-2009	16:16:04			H1
59	CK1CCB	1	10-SEP-2009	16:17:31			H1
60	LKDKW	1	10-SEP-2009	16:18:36	9252015	9I04243	H1
61	LKDKWF	1	10-SEP-2009	16:19:43	9252015	9I04243	H1
62	LKDLM	1	10-SEP-2009	16:20:50	9252015	9I04243	H1
63	LKDLMF	1	10-SEP-2009	16:22:01	9252015	9I04243	H1
64	LKGMRB	1	10-SEP-2009	16:23:08	9252013	A9I090000	H1
65	LKGMRC	1	10-SEP-2009	16:24:15	9252013	A9I090000	H1
66	LKDXN	1	10-SEP-2009	16:25:33	9252013	9I04284	H1
67	LKDXNF	1	10-SEP-2009	16:26:53	9252013	9I04284	H1
68	LKDX9	1	10-SEP-2009	16:28:00	9252013	9I04284	H1
69	LKDX9S	1	10-SEP-2009	16:29:16	9252013	9I04284	H1
70	CK2CCV	1	10-SEP-2009	16:30:24			H1
71	CK1CCB	1	10-SEP-2009	16:31:40			H1
72	LKDX9D	1	10-SEP-2009	16:32:47	9252013	9I04284	H1
73	LKDX9F	1	10-SEP-2009	16:33:55	9252013	9I04284	H1
74	LKF43	1	10-SEP-2009	16:35:16	9252013	A9I080153	H1
75	LKF59	1	10-SEP-2009	16:36:32	9252013	A9I080153	H1
76	LKF5A	1	10-SEP-2009	16:37:39	9252013	A9I080153	H1
77	LKF5E	1	10-SEP-2009	16:38:45	9252013	A9I080153	H1
78	LKEN7	1	10-SEP-2009	16:40:02	9252013	A9I050156	H1
79	LKEN9	1	10-SEP-2009	16:42:12	9252013	A9I050156	H1
80	LKEPA	1	10-SEP-2009	16:43:22	9252013	A9I050156	H1
81	LKEPC	1	10-SEP-2009	16:44:41	9252013	A9I050156	H1
82	CK2CCV	1	10-SEP-2009	16:45:48			H1
83	CK1CCB	1	10-SEP-2009	16:47:03			H1
84	LKEPE	1	10-SEP-2009	16:48:22	9252013	A9I050156	H1
85	LKEPF	1	10-SEP-2009	16:49:51	9252013	A9I050156	H1
86	LKEW9	1	10-SEP-2009	16:51:02	9252013	9I05185	H1
87	LKEW9F	1	10-SEP-2009	16:52:09	9252013	9I05185	H1
88	LKGMPB	1	10-SEP-2009	16:53:19	9252012	A9I090000	H1

(continued)

#	WorkOrder	Dilution	Date	Time	Batch	Lot	Instrument
89	LKGMPC	1	10-SEP-2009	16:54:36	9252012	A9I090000	H1
90	LKEVF	1	10-SEP-2009	16:55:48	9252012	A9I050171	H1
91	LKEVJ	1	10-SEP-2009	16:56:56	9252012	A9I050171	H1
92	LKEVK	1	10-SEP-2009	16:58:02	9252012	A9I050171	H1
93	LKEVM	1	10-SEP-2009	16:59:22	9252012	A9I050171	H1
94	CK2CCV	1	10-SEP-2009	17:00:34			H1
95	CK1CCB	1	10-SEP-2009	17:01:53			H1
96	LKEVN	1	10-SEP-2009	17:03:08	9252012	A9I050171	H1
97	LKEW7	1	10-SEP-2009	17:04:27	9252012	A9I050186	H1
98	LKEW7S	1	10-SEP-2009	17:05:35	9252012	A9I050186	H1
99	LKEW7D	1	10-SEP-2009	17:07:03	9252012	A9I050186	H1
100	LKEX1	1	10-SEP-2009	17:08:10	9252012	A9I050186	H1
101	LKEX3	1	10-SEP-2009	17:09:28	9252012	A9I050186	H1
102	LKEX5	1	10-SEP-2009	17:10:35	9252012	A9I050186	H1
103	LKEXK	1	10-SEP-2009	17:11:55	9252012	A9I050186	H1
104	LKEXL	1	10-SEP-2009	17:13:02	9252012	A9I050186	H1
105	LKEXP	1	10-SEP-2009	17:14:10	9252012	A9I050186	H1
106	CK2CCV	1	10-SEP-2009	17:15:16			H1
107	CK1CCB	1	10-SEP-2009	17:16:26			H1
108	LKEXW	1	10-SEP-2009	17:17:31	9252012	A9I050186	H1
109	LKEXX	1	10-SEP-2009	17:18:52	9252012	A9I050186	H1
110	LKAVC	1	10-SEP-2009	17:20:01	9252012	9I01238	H1
111	CK2CCV	1	10-SEP-2009	17:21:09			H1
112	CK1CCB	1	10-SEP-2009	17:22:15			H1

End of Report

```
:       Instrument Upload                                    Run Log - Page  1 :
:       Started Fri Sep 11 12:44:46 2009 by TOTHR                              :
:       Data File: UPL$CAN_DATA_ROOT:<LHG>HG10911C.PRN;1                       :
```

#	WorkOrder	Dilution	Date	Time	Batch	Lot	Instrument
1	STD1REP1	1	11-SEP-2009	11:38:03			H1
2	STD2REP1	1	11-SEP-2009	11:39:10			H1
3	STD3REP1	1	11-SEP-2009	11:40:26			H1
4	STD4REP1	1	11-SEP-2009	11:41:34			H1
5	STD5REP1	1	11-SEP-2009	11:42:45			H1
6	STD6REP1	1	11-SEP-2009	11:44:11			H1
7	CK5ICV	1	11-SEP-2009	11:45:24			H1
8	CK4ICB	1	11-SEP-2009	11:46:41			H1
9	CK3CRA\MRL	1	11-SEP-2009	11:47:55			H1
10	CK2CCV	1	11-SEP-2009	11:48:59			H1
11	CK1CCB	1	11-SEP-2009	11:50:14			H1
12	CK2CCV	1	11-SEP-2009	12:24:37			H1
13	CK1CCB	1	11-SEP-2009	12:25:45			H1
14	LKJETC	1	11-SEP-2009	12:27:03	9253016	A9I100000	H1
15	LKHG1	1	11-SEP-2009	12:28:08	9253016	9I09172	H1
16	LKDLM	2	11-SEP-2009	12:29:24	9252015	9I04243	H1
17	LKEW7	2	11-SEP-2009	12:30:29	9252012	A9I050186	H1
18	LKEW7S	2	11-SEP-2009	12:31:33	9252012	A9I050186	H1
19	LKEW7D	2	11-SEP-2009	12:32:39	9252012	A9I050186	H1
20	LKEX5	5	11-SEP-2009	12:33:47	9252012	A9I050186	H1
21	LKEXX	2	11-SEP-2009	12:35:22	9252012	A9I050186	H1
22	CK2CCV	1	11-SEP-2009	12:36:28			H1
23	CK1CCB	1	11-SEP-2009	12:37:46			H1
24	CK2CCV	1	11-SEP-2009	13:11:46			H1
25	CK1CCB	1	11-SEP-2009	13:13:00			H1
26	LKJETC	1	11-SEP-2009	13:14:11	9253016	A9I100000	H1
27	LKHG1	1	11-SEP-2009	13:15:22	9253016	9I09172	H1
28	CK2CCV	1	11-SEP-2009	13:16:27			H1
29	CK1CCB	1	11-SEP-2009	13:17:34			H1
30	CK2CCV	1	11-SEP-2009	13:38:24			H1
31	CK1CCB	1	11-SEP-2009	13:39:29			H1
32	LKJFXBT	1	11-SEP-2009	13:40:33	9254016	A9I100000	H1
33	LKLN6BT	1	11-SEP-2009	13:41:38	9254016	A9I110000	H1
34	LKLN6CT	1	11-SEP-2009	13:42:44	9254016	A9I110000	H1
35	LKH16T	1	11-SEP-2009	13:43:48	9254016	A9I090251	H1
36	LKH16TS	1	11-SEP-2009	13:44:53	9254016	A9I090251	H1
37	LKH16TD	1	11-SEP-2009	13:46:08	9254016	A9I090251	H1
38	LKH1FT	1	11-SEP-2009	13:47:15	9254016	A9I090251	H1
39	LKG9CT	1	11-SEP-2009	13:48:22	9254016	A9I090149	H1
40	LKH2AT	1	11-SEP-2009	13:49:30	9254016	A9I090251	H1
41	LKLN4B	1	11-SEP-2009	13:50:36	9254015	A9I110000	H1
42	CK2CCV	1	11-SEP-2009	13:51:40			H1
43	CK1CCB	1	11-SEP-2009	13:53:06			H1
44	LKLN4C	1	11-SEP-2009	13:54:27	9254015	A9I110000	H1

---------- (continued) ----------

#	WorkOrder	Dilution	Date	Time	Batch	Lot	Instrument
45	LKKPP	1	11-SEP-2009	13:55:33	9254015	9I10251	H1
46	LKKPPS	1	11-SEP-2009	13:56:47	9254015	9I10251	H1
47	LKKPPD	1	11-SEP-2009	13:58:13	9254015	9I10251	H1
48	LKKPPF	1	11-SEP-2009	13:59:27	9254015	9I10251	H1
49	LKLA1	1	11-SEP-2009	14:00:46	9254015	A9I100325	H1
50	LKLA2	1	11-SEP-2009	14:01:54	9254015	A9I100325	H1
51	LKLAX	1	11-SEP-2009	14:03:01	9254015	A9I100325	H1
52	LKLAW	1	11-SEP-2009	14:04:18	9254015	A9I100325	H1
53	LKJ0V	1	11-SEP-2009	14:05:24	9254015	A9I100140	H1
54	CK2CCV	1	11-SEP-2009	14:06:30			H1
55	CK1CCB	1	11-SEP-2009	14:07:35			H1
56	LKLN2B	1	11-SEP-2009	14:08:41	9254014	A9I110000	H1
57	LKLN2C	1	11-SEP-2009	14:09:57	9254014	A9I110000	H1
58	LKJW0	1	11-SEP-2009	14:11:02	9254014	A9I100128	H1
59	LKJW0S	1	11-SEP-2009	14:12:06	9254014	A9I100128	H1
60	LKJW0D	1	11-SEP-2009	14:13:15	9254014	A9I100128	H1
61	LKLC4	1	11-SEP-2009	14:14:30	9254014	A9I100332	H1
62	LKJW9	1	11-SEP-2009	14:15:35	9254014	A9I100128	H1
63	LKLC2	1	11-SEP-2009	14:16:41	9254014	A9I100332	H1
64	LKJXD	1	11-SEP-2009	14:17:59	9254014	A9I100128	H1
65	LKKC6	1	11-SEP-2009	14:19:14	9254014	A9I100212	H1
66	CK2CCV	1	11-SEP-2009	14:20:24			H1
67	CK1CCB	1	11-SEP-2009	14:21:39			H1
68	LKJXE	1	11-SEP-2009	14:22:46	9254014	A9I100128	H1
69	LKJXC	1	11-SEP-2009	14:23:53	9254014	A9I100128	H1
70	LKKDC	1	11-SEP-2009	14:24:59	9254014	9I10213	H1
71	LKKDH	1	11-SEP-2009	14:26:30	9254014	A9I100212	H1
72	LKLC6	1	11-SEP-2009	14:27:47	9254014	A9I100332	H1
73	CK2CCV	1	11-SEP-2009	14:28:55			H1
74	CK1CCB	1	11-SEP-2009	14:30:00			H1
75	CK2CCV	1	11-SEP-2009	14:59:06			H1
76	CK1CCB	1	11-SEP-2009	15:00:10			H1
77	LKLC2	2	11-SEP-2009	15:01:15	9254014	A9I100332	H1
78	LKKC6	10	11-SEP-2009	15:02:20	9254014	A9I100212	H1
79	LKLC6	2	11-SEP-2009	15:03:35	9254014	A9I100332	H1
80	CK2CCV	1	11-SEP-2009	15:04:52			H1
81	CK1CCB	1	11-SEP-2009	15:05:57			H1

End of Report

```
:       Instrument Upload                                    Run Log - Page  1 :
:       Started Fri Sep 11 08:08:20 2009 by TOTHR                              :
:       Data File: UPL$CAN_DATA_ROOT:<LHG>HG40910A.PRN;1                       :
```

#	WorkOrder	Dilution	Date	Time	Batch	Lot	Instrument
1		1	11-SEP-2009				H4
2	STD01REP1	1	10-SEP-2009	12:33:14			H4
3	STD02REP1	1	10-SEP-2009	12:34:37			H4
4	STD03REP1	1	10-SEP-2009	12:36:11			H4
5	STD04REP1	1	10-SEP-2009	12:37:38			H4
6	STD05REP1	1	10-SEP-2009	12:39:25			H4
7	STD06REP1	1	10-SEP-2009	12:40:55			H4
8	CK2ICV	1	10-SEP-2009	12:43:14			H4
9	CK3ICB	1	10-SEP-2009	12:44:43			H4
10	CK4CRA\MRL	1	10-SEP-2009	12:46:13			H4
11	CK6CCV	1	10-SEP-2009	12:49:53			H4
12	CK5CCB	1	10-SEP-2009	12:51:51			H4
13	LKHLVBT	1	10-SEP-2009	12:53:14	9253017	A9I090000	H4
14	LKJEWBT	1	10-SEP-2009	12:54:38	9253017	A9I100000	H4
15	LKJEWCT	1	10-SEP-2009	12:56:06	9253017	A9I100000	H4
16	LKG77T	1	10-SEP-2009	12:58:30	9253017	A9I090144	H4
17	LKG77TS	1	10-SEP-2009	12:59:55	9253017	A9I090144	H4
18	LKG77TD	1	10-SEP-2009	13:01:21	9253017	A9I090144	H4
19	LKFC3B	1	10-SEP-2009	13:03:05	9251020	A9I080000	H4
20	LKFC3C	1	10-SEP-2009	13:04:29	9251020	A9I080000	H4
21	LKD2D	1	10-SEP-2009	13:06:13	9251020	9I04284	H4
22	LKD2DS	1	10-SEP-2009	13:07:36	9251020	9I04284	H4
23	CK6CCV	1	10-SEP-2009	13:09:01			H4
24	CK5CCB	1	10-SEP-2009	13:10:49			H4
25	LKD2DD	1	10-SEP-2009	13:12:25	9251020	9I04284	H4
26	LKD2DF	1	10-SEP-2009	13:14:09	9251020	9I04284	H4
27	LKD2DFS	1	10-SEP-2009	13:15:38	9251020	9I04284	H4
28	LKD2DFD	1	10-SEP-2009	13:17:06	9251020	9I04284	H4
29	LKD06	1	10-SEP-2009	13:18:55	9251020	9I04284	H4
30	LKD06F	1	10-SEP-2009	13:20:24	9251020	9I04284	H4
31	LKDW6	1	10-SEP-2009	13:21:47	9251020	9I04284	H4
32	LKDW6F	1	10-SEP-2009	13:23:21	9251020	9I04284	H4
33	LKD13	1	10-SEP-2009	13:25:46	9251020	9I04284	H4
34	LKD13F	1	10-SEP-2009	13:27:43	9251020	9I04284	H4
35	CK6CCV	1	10-SEP-2009	13:29:27			H4
36	CK5CCB	1	10-SEP-2009	13:31:03			H4
37	LKD17	1	10-SEP-2009	13:32:37	9251020	9I04284	H4
38	LKD17F	1	10-SEP-2009	13:34:14	9251020	9I04284	H4
39	LKD18	1	10-SEP-2009	13:35:40	9251020	9I04284	H4
40	LKD18F	1	10-SEP-2009	13:37:23	9251020	9I04284	H4
41	LKD2C	1	10-SEP-2009	13:38:46	9251020	9I04284	H4
42	LKD2CF	1	10-SEP-2009	13:40:54	9251020	9I04284	H4
43	LKD0R	1	10-SEP-2009	13:42:30	9251020	9I04284	H4
44	LKD0RF	1	10-SEP-2009	13:44:16	9251020	9I04284	H4

---------- (continued) ----------

#	WorkOrder	Dilution	Date	Time	Batch	Lot	Instrument
45	LKDQ6	1	10-SEP-2009	13:45:41	9251020	A9I040270	H4
46	LKDW1	1	10-SEP-2009	13:47:25	9251020	9I04284	H4
47	CK6CCV	1	10-SEP-2009	13:49:34			H4
48	CK5CCB	1	10-SEP-2009	13:51:00			H4
49	LKCD0	1	10-SEP-2009	13:52:24	9251020	A9I040124	H4
50	LKCD7	1	10-SEP-2009	13:54:33	9251020	A9I040124	H4
51	LKFC1B	1	10-SEP-2009	13:55:59	9251019	A9I080000	H4
52	LKFC1C	1	10-SEP-2009	13:57:45	9251019	A9I080000	H4
53	LKCC9	1	10-SEP-2009	13:59:51	9251019	A9I040116	H4
54	LKCC9S	1	10-SEP-2009	14:01:56	9251019	A9I040116	H4
55	LKCC9D	1	10-SEP-2009	14:03:44	9251019	A9I040116	H4
56	LKCHQ	1	10-SEP-2009	14:05:23	9251019	A9I040116	H4
57	LKDG6	1	10-SEP-2009	14:06:49	9251019	9I04239	H4
58	LJ9AE	5	10-SEP-2009	14:08:34	9251019	A9I030140	H4
59	CK6CCV	1	10-SEP-2009	14:10:06			H4
60	CK5CCB	1	10-SEP-2009	14:11:53			H4
61	LJ9AR	1	10-SEP-2009	14:13:29	9251019	A9I030140	H4
62	LJ9AX	1	10-SEP-2009	14:14:57	9251019	A9I030140	H4
63	LJ9A1	5	10-SEP-2009	14:16:24	9251019	A9I030140	H4
64	LKCHW	1	10-SEP-2009	14:17:49	9251019	A9I040116	H4
65	LJ9AC	1	10-SEP-2009	14:20:20	9251019	A9I030140	H4
66	LKCHP	1	10-SEP-2009	14:21:55	9251019	A9I040116	H4
67	LJ891	1	10-SEP-2009	14:23:43	9251019	A9I030140	H4
68	LKEPD	1	10-SEP-2009	14:25:28	9251019	A9I050157	H4
69	LKCJC	1	10-SEP-2009	14:27:33	9251019	A9I040116	H4
70	LKCH1	1	10-SEP-2009	14:29:13	9251019	A9I040116	H4
71	CK6CCV	1	10-SEP-2009	14:30:57			H4
72	CK5CCB	1	10-SEP-2009	14:32:55			H4
73	LKCH2	1	10-SEP-2009	14:34:50	9251019	A9I040116	H4
74	LKDWN	1	10-SEP-2009	14:36:30	9251019	A9I040285	H4
75	LKEN2F	1	10-SEP-2009	14:38:08			H4
76	LKEPJF	1	10-SEP-2009	14:39:33			H4
77	LKGM1B	1	10-SEP-2009	14:41:54	9252016	A9I090000	H4
78	LKGM1C	1	10-SEP-2009	14:43:30	9252016	A9I090000	H4
79	LJ9NG	1	10-SEP-2009	14:45:20	9252016	9I02192	H4
80	LJ9NGX	1	10-SEP-2009	14:46:55	9252016	9I02192	H4
81	LJ9NGS	1	10-SEP-2009	14:48:30	9252016	9I02192	H4
82	LJ9NGF	1	10-SEP-2009	14:49:56	9252016	9I02192	H4
83	CK6CCV	1	10-SEP-2009	14:51:56			H4
84	CK5CCB	1	10-SEP-2009	14:53:33			H4
85	LJ9NV	1	10-SEP-2009	14:55:01	9252016	9I02192	H4
86	LJ9NVF	1	10-SEP-2009	14:56:42	9252016	9I02192	H4
87	LJ9N4	1	10-SEP-2009	14:58:11	9252016	9I02192	H4
88	LJ9N4F	1	10-SEP-2009	15:00:28	9252016	9I02192	H4

(continued)

#	WorkOrder	Dilution	Date	Time	Batch	Lot	Instrument
89	LKE18	1	10-SEP-2009	15:02:32	9252016	9I04243	H4
90	LKE18F	1	10-SEP-2009	15:04:41	9252016	9I04243	H4
91	LKE2P	1	10-SEP-2009	15:06:30	9252016	9I04243	H4
92	LKE2PF	1	10-SEP-2009	15:08:06	9252016	9I04243	H4
93	LJ9N6	1	10-SEP-2009	15:09:55	9252016	9I02192	H4
94	LJ9N6F	1	10-SEP-2009	15:11:45	9252016	9I02192	H4
95	CK6CCV	1	10-SEP-2009	15:13:20			H4
96	CK5CCB	1	10-SEP-2009	15:15:25			H4
97	LKE2K	1	10-SEP-2009	15:17:09	9252016	9I04243	H4
98	LKE2KF	1	10-SEP-2009	15:18:54	9252016	9I04243	H4
99	LJ9N1	1	10-SEP-2009	15:20:20	9252016	9I02192	H4
100	LJ9N1F	1	10-SEP-2009	15:22:21	9252016	9I02192	H4
101	LKAPV	1	10-SEP-2009	15:24:28	9252016	9H25196	H4
102	LKAPVF	1	10-SEP-2009	15:26:09	9252016	9H25196	H4
103	LJ9N2	1	10-SEP-2009	15:27:59	9252016	9I02192	H4
104	LJ9N2F	1	10-SEP-2009	15:29:47	9252016	9I02192	H4
105	CK6CCV	1	10-SEP-2009	15:31:51			H4
106	CK5CCB	1	10-SEP-2009	15:33:55			H4
107	CK6CCV	1	10-SEP-2009	15:39:30			H4
108	CK5CCB	1	10-SEP-2009	15:41:17			H4
109	LKCD0	10	10-SEP-2009	15:42:42	9251020	A9I040124	H4
110	CK6CCV	1	10-SEP-2009	15:44:42			H4
111	CK5CCB	1	10-SEP-2009	15:46:46			H4
112	CK6CCV	1	10-SEP-2009	16:20:44			H4
113	CK6CCV	1	10-SEP-2009	16:29:36			H4
114	CK5CCB	1	10-SEP-2009	16:31:29			H4
115	LKGMVB	1	10-SEP-2009	16:34:16	9252014	A9I090000	H4
116	LKGMVC	1	10-SEP-2009	16:36:11	9252014	A9I090000	H4
117	LKFL3	1	10-SEP-2009	16:37:37	9252014	9I08113	H4
118	LKFL3X	1	10-SEP-2009	16:39:10	9252014	9I08113	H4
119	LKFL3S	1	10-SEP-2009	16:42:30	9252014	9I08113	H4
120	LKFL3F	1	10-SEP-2009	16:44:05	9252014	9I08113	H4
121	LKFL9	1	10-SEP-2009	16:47:25	9252014	9I08113	H4
122	LKFL9F	1	10-SEP-2009	16:49:04	9252014	9I08113	H4
123	LKFMC	1	10-SEP-2009	16:50:42	9252014	9I08113	H4
124	LKFMCF	1	10-SEP-2009	16:52:06	9252014	9I08113	H4
125	CK6CCV	1	10-SEP-2009	16:54:06			H4
126	CK5CCB	1	10-SEP-2009	16:55:40			H4
127	LKFMD	1	10-SEP-2009	16:57:03	9252014	9I08113	H4
128	LKFMDF	1	10-SEP-2009	16:58:50	9252014	9I08113	H4
129	LKFMG	1	10-SEP-2009	17:00:13	9252014	9I08113	H4
130	LKFMGF	1	10-SEP-2009	17:01:51	9252014	9I08113	H4
131	LKFMJ	1	10-SEP-2009	17:03:18	9252014	9I08113	H4
132	LKFMJF	1	10-SEP-2009	17:04:45	9252014	9I08113	H4

(continued)

#	WorkOrder	Dilution	Date	Time	Batch	Lot	Instrument
133	LKJEQB	1	10-SEP-2009	17:06:33	9253014	A9I100000	H4
134	LKJEQC	1	10-SEP-2009	17:09:01	9253014	A9I100000	H4
135	LKHGQ	1	10-SEP-2009	17:10:36	9253014	A9I090175	H4
136	LKHTK	1	10-SEP-2009	17:12:25	9253014	A9I090231	H4
137	CK6CCV	1	10-SEP-2009	17:13:59			H4
138	CK5CCB	1	10-SEP-2009	17:15:43			H4
139	LKHWE	1	10-SEP-2009	17:17:21	9253014	A9I090231	H4
140	LKHA7	1	10-SEP-2009	17:19:15	9253014	A9I090161	H4
141	LKHA7S	1	10-SEP-2009	17:20:41	9253014	A9I090161	H4
142	LKHA7D	1	10-SEP-2009	17:22:59	9253014	A9I090161	H4
143	LKHC2	1	10-SEP-2009	17:24:54	9253014	A9I090161	H4
144	LKHC7	1	10-SEP-2009	17:26:30	9253014	A9I090161	H4
145	LKHC9	1	10-SEP-2009	17:28:16	9253014	A9I090161	H4
146	LKHC9S	1	10-SEP-2009	17:30:01	9253014	A9I090161	H4
147	LKHC9D	1	10-SEP-2009	17:31:49	9253014	A9I090161	H4
148	LKHCW	1	10-SEP-2009	17:33:43	9253014	A9I090161	H4
149	CK6CCV	1	10-SEP-2009	17:35:12			H4
150	CK5CCB	1	10-SEP-2009	17:37:45			H4
151	LKHDL	1	10-SEP-2009	17:39:29	9253014	A9I090161	H4
152	LKHFD	1	10-SEP-2009	17:42:13	9253014	9I09172	H4
153	LKHFDF	1	10-SEP-2009	17:43:50	9253014	9I09172	H4
154	LKH1Q	1	10-SEP-2009	17:45:24	9253014	A9I090253	H4
155	LKH1V	1	10-SEP-2009	17:46:49	9253014	A9I090253	H4
156	LKJETB	1	10-SEP-2009	17:48:12	9253016	A9I100000	H4
157	LKJETC	1	10-SEP-2009	17:49:36	9253016	A9I100000	H4
158	LKHFT	1	10-SEP-2009	17:51:15	9253016	9I09172	H4
159	LKHFTX	1	10-SEP-2009	17:52:52	9253016	9I09172	H4
160	LKHFTS	1	10-SEP-2009	17:54:57	9253016	9I09172	H4
161	CK6CCV	1	10-SEP-2009	17:56:26			H4
162	CK5CCB	1	10-SEP-2009	17:58:20			H4
163	LKHFTF	1	10-SEP-2009	17:59:56	9253016	9I09172	H4
164	LKHG1	1	10-SEP-2009	18:01:20	9253016	9I09172	H4
165	LKHG1F	1	10-SEP-2009	18:03:40	9253016	9I09172	H4
166	LKHG3	1	10-SEP-2009	18:05:15	9253016	9I09172	H4
167	LKHG3F	1	10-SEP-2009	18:07:32	9253016	9I09172	H4
168	LKHG6	1	10-SEP-2009	18:09:27	9253016	9I09172	H4
169	LKHG6F	1	10-SEP-2009	18:11:03	9253016	9I09172	H4
170	LKHG7	1	10-SEP-2009	18:12:30	9253016	9I09172	H4
171	LKHG7F	1	10-SEP-2009	18:13:55	9253016	9I09172	H4
172	LKHGC	1	10-SEP-2009	18:17:16	9253016	9I09172	H4
173	CK6CCV	1	10-SEP-2009	18:18:45			H4
174	CK5CCB	1	10-SEP-2009	18:20:54			H4
175	LKHGCF	1	10-SEP-2009	18:22:18	9253016	9I09172	H4
176	LKHGM	1	10-SEP-2009	18:23:49	9253016	9I09172	H4

(continued)

Instrument Upload Run Log - Page 5
Started Fri Sep 11 08:08:20 2009 by TOTHR
Data File: UPL$CAN_DATA_ROOT:<LHG>HG40910A.PRN;1

#	WorkOrder	Dilution	Date	Time	Batch	Lot	Instrument
177	LKHGMF	1	10-SEP-2009	18:25:48	9253016	9I09172	H4
178	LKHGR	1	10-SEP-2009	18:27:34	9253016	9I09172	H4
179	LKHGRF	1	10-SEP-2009	18:29:50	9253016	9I09172	H4
180	LKHGV	1	10-SEP-2009	18:31:17	9253016	9I09172	H4
181	LKHGVF	1	10-SEP-2009	18:33:17	9253016	9I09172	H4
182	LKHGX	1	10-SEP-2009	18:34:43	9253016	9I09172	H4
183	LKHGXF	1	10-SEP-2009	18:36:09	9253016	9I09172	H4
184	CK6CCV	1	10-SEP-2009	18:37:34			H4
185	CK5CCB	1	10-SEP-2009	18:39:27			H4

9-16-09

End of Report

```
:       Instrument Upload                                    Run Log - Page  1 :
:       Started Wed Sep 16 05:47:12 2009 by DAVIESB                            :
:       Data File: UPL$CAN_DATA_ROOT:<REP>I80915B.CSV;1                        :
```

#	WorkOrder	Dilution	Date	Time	Batch	Lot	Instrument
1	STD1	1	15-SEP-2009	12:39:56			I8
2	STD2	1	15-SEP-2009	12:44:21			I8
3	STD3	1	15-SEP-2009	12:49:11			I8
4	STD4	1	15-SEP-2009	12:54:13			I8
5	ICV	1	15-SEP-2009	12:58:37			I8
6	ICB	1	15-SEP-2009	13:03:36			I8
7	CRI	1	15-SEP-2009	13:06:56			I8
8	ICSA	1	15-SEP-2009	13:11:19			I8
9	ICSAB	1	15-SEP-2009	13:14:40			I8
10	CCV	1	15-SEP-2009	13:19:37			I8
11	CCB	1	15-SEP-2009	13:24:48			I8
12	LJ8P2B	1	15-SEP-2009	13:28:17	9246014	A9I030000	I8
13	LJ8P2C	1	15-SEP-2009	13:31:33	9246014	A9I030000	I8
14	LJ74RF	1	15-SEP-2009	13:36:35	9246014	9I01242	I8
15	LJ74RFS	1	15-SEP-2009	13:41:10	9246014	9I01242	I8
16	LJ74RFD	1	15-SEP-2009	13:44:38	9246014	9I01242	I8
17	LJ742F	1	15-SEP-2009	13:50:11	9246014	9I01242	I8
18	LJ744F	1	15-SEP-2009	13:54:32	9246014	9I01242	I8
19	LJ745F	1	15-SEP-2009	13:59:08	9246014	9I01242	I8
20	LJ746F	1	15-SEP-2009	14:03:38	9246014	9I01242	I8
21	LJ747F	1	15-SEP-2009	14:08:09	9246014	9I01242	I8
22	CCV	1	15-SEP-2009	14:12:32			I8
23	CCB	1	15-SEP-2009	14:17:37			I8
24	LJ748	1	15-SEP-2009	14:20:54	9246014	9I01242	I8
25	LJ75C	1	15-SEP-2009	14:24:43	9246014	9I01242	I8
26	LJ75D	1	15-SEP-2009	14:28:33	9246014	9I01242	I8
27	LJ75EF	1	15-SEP-2009	14:32:16	9246014	9I01242	I8
28	LJ75FF	1	15-SEP-2009	14:36:36	9246014	9I01242	I8
29	LJ75HF	1	15-SEP-2009	14:40:33	9246014	9I01242	I8
30	LJ75JF	1	15-SEP-2009	14:45:02	9246014	9I01242	I8
31	LJ75LF	1	15-SEP-2009	14:49:23	9246014	9I01242	I8
32	LJ75MF	1	15-SEP-2009	14:54:50	9246014	9I01242	I8
33	LJ75DL	1	15-SEP-2009	14:59:37			I8
34	CCV	1	15-SEP-2009	15:03:59			I8
35	CCB	1	15-SEP-2009	15:09:05			I8
36	LJ8QJB	1	15-SEP-2009	15:12:51	9246022	A9I030000	I8
37	LJ8QJC	1	15-SEP-2009	15:16:17	9246022	A9I030000	I8
38	LJ7GP	1	15-SEP-2009	15:21:29	9246022	9I02192	I8
39	LJ7GPF	1	15-SEP-2009	15:25:27	9246022	9I02192	I8
40	LJ7GPX	1	15-SEP-2009	15:29:35	9246022	9I02192	I8
41	LJ7GPS	1	15-SEP-2009	15:32:50	9246022	9I02192	I8
42	LJ7JC	1	15-SEP-2009	15:37:03	9246022	9I02192	I8
43	LJ7JCF	1	15-SEP-2009	15:41:09	9246022	9I02192	I8
44	LJ7JP	1	15-SEP-2009	15:45:42	9246022	9I02192	I8

---------- (continued) ----------

#	WorkOrder	Dilution	Date	Time	Batch	Lot	Instrument
45	LJ7JPF	1	15-SEP-2009	15:49:31	9246022	9I02192	I8
46	CCV	1	15-SEP-2009	15:53:51			I8
47	CCB	1	15-SEP-2009	15:58:52			I8
48	LJ7JX	1	15-SEP-2009	16:03:16	9246022	9I02192	I8
49	LJ7JXF	1	15-SEP-2009	16:07:39	9246022	9I02192	I8
50	LJ7J3	1	15-SEP-2009	16:12:18	9246022	9I02192	I8
51	LJ7J3F	1	15-SEP-2009	16:17:11	9246022	9I02192	I8
52	LJ7J5	1	15-SEP-2009	16:21:57	9246022	9I02192	I8
53	LJ7J5F	1	15-SEP-2009	16:26:58	9246022	9I02192	I8
54	LJ7J8	1	15-SEP-2009	16:31:52	9246022	9I02192	I8
55	LJ7J8F	1	15-SEP-2009	16:36:25	9246022	9I02192	I8
56	LJ7KK	1	15-SEP-2009	16:40:57	9246022	9I02192	I8
57	LJ7KKF	1	15-SEP-2009	16:46:01	9246022	9I02192	I8
58	CCV	1	15-SEP-2009	16:51:10			I8
59	CCB	1	15-SEP-2009	16:56:53			I8
60	LJ7KN	1	15-SEP-2009	17:01:12	9246022	9I02192	I8
61	LJ7KNF	1	15-SEP-2009	17:06:11	9246022	9I02192	I8
62	LJ7KNFL	1	15-SEP-2009	17:11:09			I8
63	ZZZZZ	1	15-SEP-2009	17:15:33			I8
64	LKJENB	1	15-SEP-2009	17:19:58	9253013	A9I100000	I8
65	LKJENC	1	15-SEP-2009	17:24:35	9253013	A9I100000	I8
66	LKHFD	1	15-SEP-2009	17:30:12	9253013	9I09172	I8
67	LKHFDF	1	15-SEP-2009	17:34:36	9253013	9I09172	I8
68	LKFC1B	1	15-SEP-2009	17:38:56	9251019	A9I080000	I8
69	LKFC1C	1	15-SEP-2009	17:43:16	9251019	A9I080000	I8
70	CCV	1	15-SEP-2009	17:48:33			I8
71	CCB	1	15-SEP-2009	17:54:45			I8
72	LKDWN	1	15-SEP-2009	17:59:09	9251019	A9I040285	I8
73	LJ891	5	15-SEP-2009	18:03:32	9251019	A9I030140	I8
74	LJ9AC	20	15-SEP-2009	18:07:53	9251019	A9I030140	I8
75	LJ9AE	20	15-SEP-2009	18:12:13	9251019	A9I030140	I8
76	LJ9AR	20	15-SEP-2009	18:16:39	9251019	A9I030140	I8
77	LJ9AX	20	15-SEP-2009	18:21:06	9251019	A9I030140	I8
78	LJ9A1	20	15-SEP-2009	18:25:28	9251019	A9I030140	I8
79	LKCC9	1	15-SEP-2009	18:29:52	9251019	A9I040116	I8
80	LKCC9S	1	15-SEP-2009	18:34:15	9251019	A9I040116	I8
81	LKCC9D	1	15-SEP-2009	18:40:00	9251019	A9I040116	I8
82	CCV	1	15-SEP-2009	18:46:16			I8
83	CCB	1	15-SEP-2009	18:52:51			I8
84	LKCHP	1	15-SEP-2009	18:57:11	9251019	A9I040116	I8
85	LKCHQ	1	15-SEP-2009	19:01:42	9251019	A9I040116	I8
86	LKCHW	1	15-SEP-2009	19:06:03	9251019	A9I040116	I8
87	LKCH1	1	15-SEP-2009	19:10:29	9251019	A9I040116	I8
88	LKCH2	5	15-SEP-2009	19:14:51	9251019	A9I040116	I8

(continued)

#	WorkOrder	Dilution	Date	Time	Batch	Lot	Instrument
89	LKCJC	5	15-SEP-2009	19:19:11	9251019	A9I040116	I8
90	LKDG6	1	15-SEP-2009	19:23:32	9251019	9I04239	I8
91	LKDG6L	1	15-SEP-2009	19:27:57			I8
92	LKEPD	1	15-SEP-2009	19:32:19	9251019	A9I050157	I8
93	LKEPJF	1	15-SEP-2009	19:36:41	9251019	A9I050158	I8
94	CCV	1	15-SEP-2009	19:41:05			I8
95	CCB	1	15-SEP-2009	19:47:38			I8
96	LJ8P6B	1	15-SEP-2009	19:52:00	9246016	A9I030000	I8
97	LJ8P6C	1	15-SEP-2009	19:56:22	9246016	A9I030000	I8
98	LJ8E0	1	15-SEP-2009	20:02:55	9246016	A9I020311	I8
99	LJ8E4	1	15-SEP-2009	20:07:15	9246016	A9I020311	I8
100	LJ8E7	1	15-SEP-2009	20:11:42	9246016	A9I020311	I8
101	LJ8E8	1	15-SEP-2009	20:16:06	9246016	A9I020311	I8
102	LJ8FA	1	15-SEP-2009	20:20:28	9246016	A9I020311	I8
103	LJ8FC	1	15-SEP-2009	20:24:55	9246016	A9I020311	I8
104	LJ8FCS	1	15-SEP-2009	20:29:27	9246016	A9I020311	I8
105	LJ8FCD	1	15-SEP-2009	20:35:31	9246016	A9I020311	I8
106	CCV	1	15-SEP-2009	20:42:05			I8
107	CCB	1	15-SEP-2009	20:48:39			I8
108	LJ8FD	1	15-SEP-2009	20:52:59	9246016	A9I020311	I8
109	LJ63E	1	15-SEP-2009	20:57:32	9246015	A9I020143	I8
110	LJ630	1	15-SEP-2009	21:01:53	9246015	A9I020143	I8
111	LJ631	1	15-SEP-2009	21:06:22	9246015	A9I020143	I8
112	LJ632	5	15-SEP-2009	21:10:45	9246015	A9I020143	I8
113	LJ633	1	15-SEP-2009	21:15:06	9246015	A9I020143	I8
114	LJ8F4	1	15-SEP-2009	21:19:35	9246015	A9I020317	I8
115	LJ8F4L	1	15-SEP-2009	21:23:59			I8
116	LJ8K4	1	15-SEP-2009	21:28:20	9246015	A9I020331	I8
117	LJ8K4S	10	15-SEP-2009	21:32:52	9246015	A9I020331	I8
118	CCV	1	15-SEP-2009	21:37:20			I8
119	CCB	1	15-SEP-2009	21:43:53			I8
120	LJ8K4D	10	15-SEP-2009	21:48:17	9246015	A9I020331	I8
121	LKH22	1	15-SEP-2009	21:52:39	9253013	A9I090265	I8
122	LKH22S	1	15-SEP-2009	21:57:01	9253013	A9I090265	I8
123	LKH22D	1	15-SEP-2009	22:03:26	9253013	A9I090265	I8
124	LJ6NVBF	1	15-SEP-2009	22:10:02	9245017	A9I020000	I8
125	LJ6NVCF	1	15-SEP-2009	22:14:30	9245017	A9I020000	I8
126	LJ5XMF	1	15-SEP-2009	22:21:06	9245017	9I01242	I8
127	CCV	1	15-SEP-2009	22:25:59			I8
128	CCB	1	15-SEP-2009	22:32:32			I8
129	ICSA	1	15-SEP-2009	22:36:54			I8
130	ICSAB	1	15-SEP-2009	22:41:16			I8
131	LJ5XMFS	1	15-SEP-2009	22:47:46	9245017	9I01242	I8
132	LJ5XMFD	1	15-SEP-2009	22:54:21	9245017	9I01242	I8

(continued)

#	WorkOrder	Dilution	Date	Time	Batch	Lot	Instrument
133	CCV	1	15-SEP-2009	23:00:55			I8
134	CCB	1	15-SEP-2009	23:07:29			I8
135	LJ5X0F	1	15-SEP-2009	23:11:49	9245017	9I01242	I8
136	LJ5X1F	1	15-SEP-2009	23:16:11	9245017	9I01242	I8
137	LJ5X3F	1	15-SEP-2009	23:20:41	9245017	9I01242	I8
138	LJ5X4F	1	15-SEP-2009	23:27:17	9245017	9I01242	I8
139	LJ5X5F	1	15-SEP-2009	23:32:54	9245017	9I01242	I8
140	LJ5X5FL	1	15-SEP-2009	23:38:57			I8
141	LKGM1B	1	15-SEP-2009	23:44:04	9252016	A9I090000	I8
142	LKGM1C	1	15-SEP-2009	23:48:26	9252016	A9I090000	I8
143	LJ9NG	1	15-SEP-2009	23:54:23	9252016	9I02192	I8
144	LJ9NGF	1	15-SEP-2009	23:59:23	9252016	9I02192	I8
145	CCV	1	16-SEP-2009	00:04:22			I8
146	CCB	1	16-SEP-2009	00:10:44			I8
147	LJ9NGX	1	16-SEP-2009	00:15:09	9252016	9I02192	I8
148	LJ9NGS	1	16-SEP-2009	00:20:08	9252016	9I02192	I8
149	LJ9NV	1	16-SEP-2009	00:26:13	9252016	9I02192	I8
150	LJ9NVF	1	16-SEP-2009	00:31:01	9252016	9I02192	I8
151	LJ9N1	1	16-SEP-2009	00:35:50	9252016	9I02192	I8
152	LJ9N1F	1	16-SEP-2009	00:40:29	9252016	9I02192	I8
153	LJ9N2	1	16-SEP-2009	00:45:07	9252016	9I02192	I8
154	LJ9N2F	1	16-SEP-2009	00:50:00	9252016	9I02192	I8
155	LJ9N4	1	16-SEP-2009	00:54:57	9252016	9I02192	I8
156	LJ9N4F	1	16-SEP-2009	00:59:59	9252016	9I02192	I8
157	CCV	1	16-SEP-2009	01:05:01			I8
158	CCB	1	16-SEP-2009	01:11:03			I8
159	LJ9N6	1	16-SEP-2009	01:15:28	9252016	9I02192	I8
160	LJ9N6F	1	16-SEP-2009	01:20:09	9252016	9I02192	I8
161	LKAPV	1	16-SEP-2009	01:24:55	9252016	9H25196	I8
162	LKAPVF	1	16-SEP-2009	01:29:22	9252016	9H25196	I8
163	LKE18	1	16-SEP-2009	01:33:51	9252016	9I04243	I8
164	LKE18F	1	16-SEP-2009	01:38:25	9252016	9I04243	I8
165	LKE2K	1	16-SEP-2009	01:43:09	9252016	9I04243	I8
166	LKE2KF	1	16-SEP-2009	01:47:48	9252016	9I04243	I8
167	LKE2P	1	16-SEP-2009	01:52:42	9252016	9I04243	I8
168	LKE2PF	1	16-SEP-2009	01:57:24	9252016	9I04243	I8
169	CCV	1	16-SEP-2009	02:02:10			I8
170	CCB	1	16-SEP-2009	02:08:07			I8
171	LKE2PFL	1	16-SEP-2009	02:12:28			I8
172	LJ744F	10	16-SEP-2009	02:16:52	9246014	9I01242	I8
173	LJ745F	10	16-SEP-2009	02:21:21	9246014	9I01242	I8
174	LJ747F	10	16-SEP-2009	02:26:03	9246014	9I01242	I8
175	LJ75EF	10	16-SEP-2009	02:30:26	9246014	9I01242	I8
176	LJ75HF	10	16-SEP-2009	02:35:30	9246014	9I01242	I8

---------- (continued) ----------

```
:       Instrument Upload                                  Run Log - Page  5 :
:       Started Wed Sep 16 05:47:12 2009 by DAVIESB                          :
:       Data File: UPL$CAN_DATA_ROOT:<REP>I80915B.CSV;1                      :
```

#	WorkOrder	Dilution	Date	Time	Batch	Lot	Instrument
177	LJ75LF	10	16-SEP-2009	02:40:03	9246014	9I01242	I8
178	LJ75MF	10	16-SEP-2009	02:45:06	9246014	9I01242	I8
179	SAMPLE	1	16-SEP-2009	02:49:45			I8
180	CCV	1	16-SEP-2009	02:54:08			I8
181	CCB	1	16-SEP-2009	03:00:04			I8

End of Report

: Instrument Upload Run Log - Page 1 :
: Started Thu Sep 17 06:25:37 2009 by DAVIESB :
: Data File: UPL$CAN_DATA_ROOT:<REP>I80916A.CSV;1 :

#	WorkOrder	Dilution	Date	Time	Batch	Lot	Instrument
1	STD1	1	16-SEP-2009	07:24:33			I8
2	STD2	1	16-SEP-2009	07:28:54			I8
3	STD3	1	16-SEP-2009	07:34:45			I8
4	STD4	1	16-SEP-2009	07:39:04			I8
5	ICV	1	16-SEP-2009	07:43:33			I8
6	ICB	1	16-SEP-2009	07:49:45			I8
7	CRI	1	16-SEP-2009	07:53:08			I8
8	ICSA	1	16-SEP-2009	07:57:31			I8
9	ICSAB	1	16-SEP-2009	08:01:41			I8
10	CCV	1	16-SEP-2009	08:07:32			I8
11	CCB	1	16-SEP-2009	08:16:59			I8
12	LJ6N9B	1	16-SEP-2009	08:21:03			I8
13	LJ6N9C	1	16-SEP-2009	08:25:24			I8
14	LJ456	1	16-SEP-2009	08:31:15			I8
15	LJ456F	1	16-SEP-2009	08:35:35			I8
16	LJ456X	1	16-SEP-2009	08:40:04			I8
17	LJ456S	1	16-SEP-2009	08:44:14			I8
18	LJ46M	1	16-SEP-2009	08:50:07			I8
19	LJ46MF	1	16-SEP-2009	08:54:28			I8
20	LJ463	1	16-SEP-2009	08:58:51			I8
21	LJ463F	1	16-SEP-2009	09:03:15			I8
22	CCV	1	16-SEP-2009	09:07:37			I8
23	CCB	1	16-SEP-2009	09:13:37			I8
24	LJ47C	1	16-SEP-2009	09:17:00			I8
25	LJ47CF	1	16-SEP-2009	09:21:24			I8
26	LJ47F	1	16-SEP-2009	09:25:46			I8
27	LJ47FF	1	16-SEP-2009	09:30:08			I8
28	LJ47H	1	16-SEP-2009	09:34:28			I8
29	LJ47HF	1	16-SEP-2009	09:38:49			I8
30	LJ47HFL	1	16-SEP-2009	09:43:09			I8
31	LJ8QJB	1	16-SEP-2009	09:47:51			I8
32	LJ7JC	5	16-SEP-2009	09:51:12			I8
33	LJ7JCF	5	16-SEP-2009	09:55:24			I8
34	CCV	1	16-SEP-2009	09:59:45			I8
35	CCB	1	16-SEP-2009	10:05:48			I8
36	LJ63E	5	16-SEP-2009	10:09:05			I8
37	LJ632	10	16-SEP-2009	10:12:40			I8
38	LJ8F4	1	16-SEP-2009	10:16:33			I8
39	LJ8F4L	1	16-SEP-2009	10:20:58			I8
40	LJ8K4	10	16-SEP-2009	10:25:22			I8
41	LJ8K4S	10	16-SEP-2009	10:29:43			I8
42	LJ744F	20	16-SEP-2009	10:32:58			I8
43	LJ745F	20	16-SEP-2009	10:36:19			I8
44	LJ747F	20	16-SEP-2009	10:39:38			I8

(continued)

#	WorkOrder	Dilution	Date	Time	Batch	Lot	Instrument
45	LJ75EF	20	16-SEP-2009	10:42:56			I8
46	CCV	1	16-SEP-2009	10:48:04			I8
47	CCB	1	16-SEP-2009	10:54:09			I8
48	LJ75HF	20	16-SEP-2009	10:57:29			I8
49	LJ75LF	20	16-SEP-2009	11:01:27			I8
50	LJ75MF	20	16-SEP-2009	11:05:22			I8
51	LJ75MFL	1	16-SEP-2009	11:09:44			I8
52	LJ8K4D	10	16-SEP-2009	11:13:13			I8
53	LKGM1B	1	16-SEP-2009	11:18:16			I8
54	LKE2PF	5	16-SEP-2009	11:21:33			I8
55	LKE2PFL	1	16-SEP-2009	11:25:52			I8
56	LJ5X3F	5	16-SEP-2009	11:29:08			I8
57	LJ5X5F	5	16-SEP-2009	11:32:37			I8
58	CCV	1	16-SEP-2009	11:37:44			I8
59	CCB	1	16-SEP-2009	11:43:45			I8
60	LJ5X5FL	1	16-SEP-2009	11:47:42			I8
61	LKAKX	10	16-SEP-2009	11:52:02	9251014	A9I030286	I8
62	LKALF	10	16-SEP-2009	11:56:22	9251014	A9I030286	I8
63	LKALJ	10	16-SEP-2009	12:00:43	9251014	A9I030286	I8
64	LKALK	10	16-SEP-2009	12:05:05	9251014	A9I030286	I8
65	LKALL	10	16-SEP-2009	12:09:26	9251014	A9I030286	I8
66	LKALN	10	16-SEP-2009	12:13:48	9251014	A9I030286	I8
67	LKALP	10	16-SEP-2009	12:18:13	9251014	A9I030286	I8
68	LKALR	10	16-SEP-2009	12:22:41	9251014	A9I030286	I8
69	LKALV	10	16-SEP-2009	12:27:02	9251014	A9I030286	I8
70	CCV	1	16-SEP-2009	12:31:22			I8
71	CCB	1	16-SEP-2009	12:37:15			I8
72	LKC72F	5	16-SEP-2009	12:41:35	9251014	9I01242	I8
73	LKC79F	5	16-SEP-2009	12:45:59	9251014	9I01242	I8
74	LKC8DF	5	16-SEP-2009	12:50:19	9251014	9I01242	I8
75	LKC8DFL	1	16-SEP-2009	12:54:41			I8
76	LKC8FF	5	16-SEP-2009	12:59:08	9251014	9I01242	I8
77	LKEPJF	1	16-SEP-2009	13:03:31	9251019	A9I050158	I8
78	LKEPJFL	1	16-SEP-2009	13:07:56			I8
79	LKERR	1	16-SEP-2009	13:12:19	9251023	A9I050171	I8
80	LKER0	1	16-SEP-2009	13:16:54	9251023	A9I050171	I8
81	LKER5	1	16-SEP-2009	13:21:23	9251023	A9I050171	I8
82	CCV	1	16-SEP-2009	13:25:46			I8
83	CCB	1	16-SEP-2009	13:36:09			I8
84	LKER7	1	16-SEP-2009	13:40:20	9251023	A9I050171	I8
85	LKER8	1	16-SEP-2009	13:44:42	9251023	A9I050171	I8
86	LKETA	1	16-SEP-2009	13:49:08	9251023	A9I050171	I8
87	LKAT4	1	16-SEP-2009	13:53:31	9251023	9I01238	I8
88	LKAT4S	1	16-SEP-2009	13:57:54	9251023	9I01238	I8

(continued)

#	WorkOrder	Dilution	Date	Time	Batch	Lot	Instrument
89	LKAT4D	1	16-SEP-2009	14:01:59	9251023	9I01238	I8
90	LKAT7	1	16-SEP-2009	14:06:45	9251023	9I01238	I8
91	LKAT8	1	16-SEP-2009	14:11:06	9251023	9I01238	I8
92	LKAT8L	1	16-SEP-2009	14:15:33			I8
93	LKEVF	1	16-SEP-2009	14:21:19	9252012	A9I050171	I8
94	CCV	1	16-SEP-2009	14:26:30			I8
95	CCB	1	16-SEP-2009	14:34:01			I8
96	LKEVJ	1	16-SEP-2009	14:37:35	9252012	A9I050171	I8
97	LKEVK	1	16-SEP-2009	14:41:57	9252012	A9I050171	I8
98	LKEVM	1	16-SEP-2009	14:46:19	9252012	A9I050171	I8
99	LKEVN	1	16-SEP-2009	14:50:39	9252012	A9I050171	I8
100	LKEW7	5	16-SEP-2009	14:55:03	9252012	A9I050186	I8
101	LKEW7S	5	16-SEP-2009	15:00:05	9252012	A9I050186	I8
102	LKEW7D	5	16-SEP-2009	15:06:39	9252012	A9I050186	I8
103	LKEXK	5	16-SEP-2009	15:13:15	9252012	A9I050186	I8
104	LKEXL	5	16-SEP-2009	15:19:50	9252012	A9I050186	I8
105	LKEXP	5	16-SEP-2009	15:26:27	9252012	A9I050186	I8
106	CCV	1	16-SEP-2009	15:33:01			I8
107	CCB	1	16-SEP-2009	15:39:35			I8
108	LKEXW	5	16-SEP-2009	15:46:09	9252012	A9I050186	I8
109	LKEXX	5	16-SEP-2009	15:52:46	9252012	A9I050186	I8
110	LKEX1	5	16-SEP-2009	15:59:23	9252012	A9I050186	I8
111	LKEX3	5	16-SEP-2009	16:05:59	9252012	A9I050186	I8
112	LKEX5	5	16-SEP-2009	16:12:34	9252012	A9I050186	I8
113	LKAVC	1	16-SEP-2009	16:19:09	9252012	9I01238	I8
114	LKAVCL	1	16-SEP-2009	16:25:44			I8
115	LKGMVB	1	16-SEP-2009	16:32:19	9252014	A9I090000	I8
116	LKGMVC	1	16-SEP-2009	16:38:55	9252014	A9I090000	I8
117	LKFL3	1	16-SEP-2009	16:45:30	9252014	9I08113	I8
118	CCV	1	16-SEP-2009	16:52:04			I8
119	CCB	1	16-SEP-2009	16:58:38			I8
120	LKFL3F	1	16-SEP-2009	17:05:12	9252014	9I08113	I8
121	LKFL3X	1	16-SEP-2009	17:11:46	9252014	9I08113	I8
122	LKFL3S	1	16-SEP-2009	17:18:22	9252014	9I08113	I8
123	LKFL9	1	16-SEP-2009	17:24:58	9252014	9I08113	I8
124	LKFL9F	1	16-SEP-2009	17:31:34	9252014	9I08113	I8
125	LKFMC	1	16-SEP-2009	17:38:10	9252014	9I08113	I8
126	LKFMCF	1	16-SEP-2009	17:44:46	9252014	9I08113	I8
127	LKFMD	1	16-SEP-2009	17:51:22	9252014	9I08113	I8
128	LKFMDF	1	16-SEP-2009	17:57:57	9252014	9I08113	I8
129	LKFMG	1	16-SEP-2009	18:04:34	9252014	9I08113	I8
130	CCV	1	16-SEP-2009	18:11:08			I8
131	CCB	1	16-SEP-2009	18:17:42			I8
132	LKFMGF	1	16-SEP-2009	18:24:17	9252014	9I08113	I8

(continued)

Instrument Upload — Run Log - Page 4

Started Thu Sep 17 06:25:37 2009 by DAVIESB

Data File: UPL$CAN_DATA_ROOT:<REP>I80916A.CSV;1

#	WorkOrder	Dilution	Date	Time	Batch	Lot	Instrument	
133	LKFMJ	1	16-SEP-2009	18:30:53	9252014	9I08113	I8	
134	LKFMJF	1	16-SEP-2009	18:37:29	9252014	9I08113	I8	
135	LKFMJFL	1	16-SEP-2009	18:44:05			I8	
136	LKGMXB	1	16-SEP-2009	18:50:40	9252015	A9I090000	I8	
137	LKGMXC	1	16-SEP-2009	18:57:15	9252015	A9I090000	I8	
138	LKDGK	1	16-SEP-2009	19:03:51	9252015	9I04243	I8	except Be
139	LKDGKF	1	16-SEP-2009	19:10:26	9252015	9I04243	I8	except Be
140	LKDGKX	1	16-SEP-2009	19:17:03	9252015	9I04243	I8	
141	LKDGKS	1	16-SEP-2009	19:23:40	9252015	9I04243	I8	
142	CCV	1	16-SEP-2009	19:30:15			I8	
143	CCB	1	16-SEP-2009	19:36:48			I8	
144	ICSA	1	16-SEP-2009	19:43:23			I8	
145	ICSAB	1	16-SEP-2009	19:49:59			I8	
146	LKDHE	1	16-SEP-2009	19:56:34	9252015	9I04243	I8	except Be
147	LKDHEF	1	16-SEP-2009	20:03:10	9252015	9I04243	I8	except Be
148	LKDHG	1	16-SEP-2009	20:09:46	9252015	9I04243	I8	except Be
149	LKDHGF	1	16-SEP-2009	20:16:22	9252015	9I04243	I8	except Be
150	LKDJ1	1	16-SEP-2009	20:22:58	9252015	9I04243	I8	except Be
151	LKDJ1F	1	16-SEP-2009	20:29:34	9252015	9I04243	I8	except Be, Mn
152	LKDKF	1	16-SEP-2009	20:36:10	9252015	9I04243	I8	except Be
153	LKDKFF	1	16-SEP-2009	20:42:47	9252015	9I04243	I8	except Be
154	CCV	1	16-SEP-2009	20:49:23			I8	
155	CCB	1	16-SEP-2009	20:55:57			I8	
156	LKDKT	1	16-SEP-2009	21:02:32	9252015	9I04243	I8	except Be
157	LKDKTF	1	16-SEP-2009	21:09:08	9252015	9I04243	I8	except Be
158	LKDKW	1	16-SEP-2009	21:15:43	9252015	9I04243	I8	except Be
159	LKDKWF	1	16-SEP-2009	21:22:18	9252015	9I04243	I8	except Be
160	LKDK0	1	16-SEP-2009	21:28:54	9252015	9I04243	I8	except Be
161	LKDK0F	1	16-SEP-2009	21:35:30	9252015	9I04243	I8	except Be
162	LKDK1	1	16-SEP-2009	21:42:06	9252015	9I04243	I8	except Be, Ca, K, Mg, Na, Si
163	LKDK1F	1	16-SEP-2009	21:48:43	9252015	9I04243	I8	except Be
164	LKDLM	1	16-SEP-2009	21:55:19	9252015	9I04243	I8	except Be, Ca, K, Mg, Na, Si
165	LKDLMF	1	16-SEP-2009	22:01:54	9252015	9I04243	I8	except Be
166	CCV	1	16-SEP-2009	22:08:29			I8	
167	CCB	1	16-SEP-2009	22:15:03			I8	
168	LKDLMFL	1	16-SEP-2009	22:21:38			I8	
169	LKC8DF	20	16-SEP-2009	22:28:14	9251014	9I01242	I8	
170	LKC8DFL	1	16-SEP-2009	22:34:53			I8	
171	LKC8FF	10	16-SEP-2009	22:41:30	9251014	9I01242	I8	
172	LKJFFB	1	16-SEP-2009	22:48:07	9253025	A9I100000	I8	
173	LKJFFC	1	16-SEP-2009	22:54:44	9253025	A9I100000	I8	
174	LKETD	1	16-SEP-2009	23:01:21	9253025	A9I050171	I8	
175	CCV	1	16-SEP-2009	23:07:56			I8	
176	CCB	1	16-SEP-2009	23:14:30			I8	

(continued)

: Instrument Upload Run Log - Page 1 :
: Started Fri Sep 18 09:32:23 2009 by COUNTSK :
: Data File: UPL$CAN_DATA_ROOT:<REP>I80917B.CSV;1 :

#	WorkOrder	Dilution	Date	Time	Batch	Lot	Instrument
1	STD1	1	17-SEP-2009	09:23:49			I8
2	STD2	1	17-SEP-2009	09:27:28			I8
3	STD3	1	17-SEP-2009	09:31:58			I8
4	STD4	1	17-SEP-2009	09:36:33			I8
5	ICV	1	17-SEP-2009	09:42:05			I8
6	ICB	1	17-SEP-2009	09:47:22			I8
7	CRI	1	17-SEP-2009	09:50:40			I8
8	ICSA	1	17-SEP-2009	09:55:11			I8
9	ICSAB	1	17-SEP-2009	10:00:36			I8
10	CCV	1	17-SEP-2009	10:06:28			I8
11	CCB	1	17-SEP-2009	10:13:01			I8
12	LKEW7	10	17-SEP-2009	10:16:29	9252012	A9I050186	I8
13	LKEW7S	10	17-SEP-2009	10:19:57	9252012	A9I050186	I8
14	LKEW7D	10	17-SEP-2009	10:23:21	9252012	A9I050186	I8
15	LKFMGF	1	17-SEP-2009	10:27:49	9252014	9I08113	I8
16	LKFMJ	1	17-SEP-2009	10:32:57	9252014	9I08113	I8
17	LKFMJF	1	17-SEP-2009	10:37:51	9252014	9I08113	I8
18	LKFMJFL	1	17-SEP-2009	10:42:39			I8
19	LKGMXB	1	17-SEP-2009	10:47:01	9252015	A9I090000	I8
20	CCV	1	17-SEP-2009	10:50:24			I8
21	CCB	1	17-SEP-2009	10:56:04			I8
22	LKGMXC	1	17-SEP-2009	10:59:21	9252015	A9I090000	I8
23	LKDGK	1	17-SEP-2009	11:05:09	9252015	9I04243	I8
24	LKDGKF	1	17-SEP-2009	11:09:53	9252015	9I04243	I8
25	LKDGKX	1	17-SEP-2009	11:13:19	9252015	9I04243	I8
26	LKDGKS	1	17-SEP-2009	11:17:48	9252015	9I04243	I8
27	LKDHE	1	17-SEP-2009	11:23:21	9252015	9I04243	I8
28	LKDHEF	1	17-SEP-2009	11:28:22	9252015	9I04243	I8
29	LKDHG	1	17-SEP-2009	11:33:17	9252015	9I04243	I8
30	LKDHGF	1	17-SEP-2009	11:37:38	9252015	9I04243	I8
31	LKDJ1	1	17-SEP-2009	11:42:09	9252015	9I04243	I8
32	CCV	1	17-SEP-2009	11:47:32			I8
33	CCB	1	17-SEP-2009	11:53:07			I8
34	LKDJ1F	1	17-SEP-2009	11:57:28	9252015	9I04243	I8
35	LKDJ1F	5	17-SEP-2009	12:02:53	9252015	9I04243	I8
36	LKDKF	1	17-SEP-2009	12:07:36	9252015	9I04243	I8
37	LKDKFF	1	17-SEP-2009	12:12:40	9252015	9I04243	I8
38	LKDKT	1	17-SEP-2009	12:17:42	9252015	9I04243	I8
39	LKDKTF	1	17-SEP-2009	12:22:01	9252015	9I04243	I8
40	LKDKW	1	17-SEP-2009	12:26:21	9252015	9I04243	I8
41	LKDKWF	1	17-SEP-2009	12:31:25	9252015	9I04243	I8
42	LKDK0	1	17-SEP-2009	12:36:30	9252015	9I04243	I8
43	LKDK0F	1	17-SEP-2009	12:40:54	9252015	9I04243	I8
44	CCV	1	17-SEP-2009	12:45:32			I8

(continued)

#	WorkOrder	Dilution	Date	Time	Batch	Lot	Instrument
45	CCB	1	17-SEP-2009	12:51:09			I8
46	LKDK1	1	17-SEP-2009	12:55:31	9252015	9I04243	I8
47	LKDK1F	1	17-SEP-2009	13:00:36	9252015	9I04243	I8
48	LKDLM	1	17-SEP-2009	13:05:53	9252015	9I04243	I8
49	LKDLMF	1	17-SEP-2009	13:11:05	9252015	9I04243	I8
50	LKDLMFL	1	17-SEP-2009	13:16:25			I8
51	LKETJ	10	17-SEP-2009	13:21:11	9253025	A9I050171	I8
52	LKVHGB	1	17-SEP-2009	13:25:33	9259011	A9I160000	I8
53	LKVHGC	1	17-SEP-2009	13:30:09	9259011	A9I160000	I8
54	LKTJH	10	17-SEP-2009	13:35:50	9259011	A9I150182	I8
55	LKTJHF	10	17-SEP-2009	13:40:11	9259011	A9I150182	I8
56	CCV	1	17-SEP-2009	13:44:33			I8
57	CCB	1	17-SEP-2009	13:50:19			I8
58	LKTJMF	10	17-SEP-2009	13:54:43	9259011	A9I150182	I8
59	LKTJQ	10	17-SEP-2009	13:59:35	9259011	A9I150182	I8
60	LKTJQF	10	17-SEP-2009	14:03:56	9259011	A9I150182	I8
61	LKTJR	10	17-SEP-2009	14:08:18	9259011	A9I150182	I8
62	LKTJRF	10	17-SEP-2009	14:12:39	9259011	A9I150182	I8
63	LKTKT	1	17-SEP-2009	14:17:12	9259011	A9I150197	I8
64	LKTKTS	1	17-SEP-2009	14:21:33	9259011	A9I150197	I8
65	LKTKTD	1	17-SEP-2009	14:27:14	9259011	A9I150197	I8
66	LKP3J	1	17-SEP-2009	14:33:32	9259011	A9I120195	I8
67	LKR05	1	17-SEP-2009	14:37:51	9259011	9I15137	I8
68	CCV	1	17-SEP-2009	14:42:11			I8
69	CCB	1	17-SEP-2009	14:48:45			I8
70	LKR05L	1	17-SEP-2009	14:53:09			I8
71	LKTN3	1	17-SEP-2009	14:57:46	9259011	A9I150215	I8
72	LKTN3S	1	17-SEP-2009	15:02:05	9259011	A9I150215	I8
73	LKTN3D	1	17-SEP-2009	15:08:20	9259011	A9I150215	I8
74	LKTPNF	1	17-SEP-2009	15:14:55	9259011	A9I150215	I8
75	LKTP2F	1	17-SEP-2009	15:19:16	9259011	A9I150215	I8
76	LKTP4	1	17-SEP-2009	15:23:38	9259011	A9I150215	I8
77	LKTQC	1	17-SEP-2009	15:27:59	9259011	A9I150222	I8
78	LKTQ7	1	17-SEP-2009	15:32:33	9259011	A9I150222	I8
79	LJ5V9	5	17-SEP-2009	15:36:59	9245032	9I01238	I8
80	CCV	1	17-SEP-2009	15:42:05			I8
81	CCB	1	17-SEP-2009	15:48:05			I8
82	LJ5V9S	5	17-SEP-2009	15:52:35	9245032	9I01238	I8
83	LJ5V9D	5	17-SEP-2009	15:57:22	9245032	9I01238	I8
84	LJ5WG	1	17-SEP-2009	16:02:18	9245032	9I01238	I8
85	LJ5WH	1	17-SEP-2009	16:08:16	9245032	9I01238	I8
86	LJ5WJ	1	17-SEP-2009	16:14:51	9245032	9I01238	I8
87	LJ5WK	1	17-SEP-2009	16:19:59	9245032	9I01238	I8
88	LJ5WKL	1	17-SEP-2009	16:26:34			I8

---------- (continued) ----------

R169 1109

#	Sample Name	File	Method	Date	Time	OpID	Type	Mode
1	STD1	T90910A	METTRACE	09/10/09	09:33		X	IR
2	STD2	T90910A	METTRACE	09/10/09	09:38		X	IR
3	STD3	T90910A	METTRACE	09/10/09	09:44		X	IR
4	STD4	T90910A	METTRACE	09/10/09	09:49		X	IR
5	ICV1-1 MET3936-09	T90910A	METTRACE	09/10/09	09:54	RJG	S	CONC
6	ICB1	T90910A	METTRACE	09/10/09	10:01	RJG	S	CONC
7	CRA/RLV MET4106-09	T90910A	METTRACE	09/10/09	10:07	RJG	S	CONC
8	ICSA MET4105-09	T90910A	METTRACE	09/10/09	10:12	RJG	Q	CONC
9	ICSAB MET3650-09	T90910A	METTRACE	09/10/09	10:18	RJG	Q	CONC
10	CCV1-1 MET4652-09	T90910A	METTRACE	09/10/09	10:23	RJG	S	CONC
11	CCB1	T90910A	METTRACE	09/10/09	10:29	RJG	S	CONC
12	LKGP1BT	T90910A	METTRACE	09/10/09	10:34	RJG	S	CONC
13	LKGP1CT	T90910A	METTRACE	09/10/09	10:40	RJG	S	CONC
14	LKGP1LT	T90910A	METTRACE	09/10/09	10:45	RJG	S	CONC
15	LKD1PT	T90910A	METTRACE	09/10/09	10:51	RJG	S	CONC
16	LKD1RT	T90910A	METTRACE	09/10/09	10:56	RJG	S	CONC
17	LKD1RP5T	T90910A	METTRACE	09/10/09	11:01	RJG	S	CONC
18	LKD8XT	T90910A	METTRACE	09/10/09	11:07	RJG	S	CONC
19	LKGP9BT	T90910A	METTRACE	09/10/09	11:12	RJG	S	CONC
20	LKGP9CT	T90910A	METTRACE	09/10/09	11:18	RJG	S	CONC
21	LKGP9LT	T90910A	METTRACE	09/10/09	11:23	RJG	S	CONC
22	CCV1-2	T90910A	METTRACE	09/10/09	11:29	RJG	S	CONC
23	CCB2	T90910A	METTRACE	09/10/09	11:34	RJG	S	CONC
24	LKD1TT/10 Prep Dil	T90910A	METTRACE	09/10/09	11:40	RJG	S	CONC
25	LKD80T/10 Prep Dil	T90910A	METTRACE	09/10/09	11:45	RJG	S	CONC
26	LKD81T/10 Prep Dil	T90910A	METTRACE	09/10/09	11:51	RJG	S	CONC
27	LKDV0T/10 Prep Dil	T90910A	METTRACE	09/10/09	11:56	RJG	S	CONC
28	LKDV0P50T Prep Dil	T90910A	METTRACE	09/10/09	12:02	RJG	S	CONC
29	LKGQDB	T90910A	METTRACE	09/10/09	12:07	RJG	S	CONC
30	LKGQDC	T90910A	METTRACE	09/10/09	12:13	RJG	S	CONC
31	LKF4D	T90910A	METTRACE	09/10/09	12:18	RJG	S	CONC
32	LKF4F	T90910A	METTRACE	09/10/09	12:24	RJG	S	CONC
33	LKF4H	T90910A	METTRACE	09/10/09	12:29	RJG	S	CONC
34	CCV1-3	T90910A	METTRACE	09/10/09	12:35	RJG	S	CONC
35	CCB3	T90910A	METTRACE	09/10/09	12:40	RJG	S	CONC
36	LKF4HP5	T90910A	METTRACE	09/10/09	12:47	RJG	S	CONC
37	LKF4HS	T90910A	METTRACE	09/10/09	12:53	RJG	S	CONC
38	LKF4HD	T90910A	METTRACE	09/10/09	12:58	RJG	S	CONC
39	LKF4L	T90910A	METTRACE	09/10/09	13:03	RJG	S	CONC
40	LKF4Q	T90910A	METTRACE	09/10/09	13:09	RJG	S	CONC
41	LKD28B	T90910A	METTRACE	09/10/09	13:14	RJG	S	CONC
42	LKD28C	T90910A	METTRACE	09/10/09	13:20	RJG	S	CONC
43	LJ7J3	T90910A	METTRACE	09/10/09	13:25	RJG	S	CONC
44	LJ7J3P5	T90910A	METTRACE	09/10/09	13:31	RJG	S	CONC
45	LJ7J3S	T90910A	METTRACE	09/10/09	13:36	RJG	S	CONC
46	CCV1-4	T90910A	METTRACE	09/10/09	13:42	RJG	S	CONC
47	CCB4	T90910A	METTRACE	09/10/09	13:47	RJG	S	CONC
48	LJ7J3D	T90910A	METTRACE	09/10/09	13:56	RJG	S	CONC
49	LJ7J5	T90910A	METTRACE	09/10/09	14:01	RJG	S	CONC
50	LJ7KK	T90910A	METTRACE	09/10/09	14:07	RJG	S	CONC
51	LKH8VB	T90910A	METTRACE	09/10/09	14:12	RJG	S	CONC
52	LKH8VC	T90910A	METTRACE	09/10/09	14:18	RJG	S	CONC
53	LKDK1	T90910A	METTRACE	09/10/09	14:24	RJG	S	CONC

Ca, K, Mg, Na, S.

#	Sample Name	File	Method	Date	Time	OpID	Type	Mode
54	LKDK1P5	T90910A	METTRACE	09/10/09	14:30	RJG	S	CONC
55	LKDK1S	T90910A	METTRACE	09/10/09	14:35	RJG	S	CONC
56	LKDK1D	T90910A	METTRACE	09/10/09	14:41	RJG	S	CONC
57	LKDLM	T90910A	METTRACE	09/10/09	14:46	RJG	S	CONC
58	CCV1-5	T90910A	METTRACE	09/10/09	14:52	RJG	S	CONC
59	CCB5	T90910A	METTRACE	09/10/09	14:57	RJG	S	CONC
60	LJ3HT/5	T90910A	METTRACE	09/10/09	15:03	RJG	S	CONC
61	LJ3HTP25	T90910A	METTRACE	09/10/09	15:08	RJG	S	CONC
62	LJ3HX/5	T90910A	METTRACE	09/10/09	15:13	RJG	S	CONC
63	LJ3HXX/5	T90910A	METTRACE	09/10/09	15:19	RJG	S	CONC
64	LJ3H0/5	T90910A	METTRACE	09/10/09	15:24	RJG	S	CONC
65	LJ3H0S/5	T90910A	METTRACE	09/10/09	15:30	RJG	S	CONC
66	LJ3H1/5	T90910A	METTRACE	09/10/09	15:35	RJG	S	CONC
67	LJ3H2/5	T90910A	METTRACE	09/10/09	15:41	RJG	S	CONC
68	LJ3H3/5	T90910A	METTRACE	09/10/09	15:46	RJG	S	CONC
69	LJ3H4/5	T90910A	METTRACE	09/10/09	15:52	RJG	S	CONC
70	CCV1-6	T90910A	METTRACE	09/10/09	15:57	RJG	S	CONC
71	CCB6	T90910A	METTRACE	09/10/09	16:03	RJG	S	CONC
72	LJ3H5/5	T90910A	METTRACE	09/10/09	16:08	RJG	S	CONC
73	LJ3H6/5	T90910A	METTRACE	09/10/09	16:14	RJG	S	CONC
74	LJ3H8/5	T90910A	METTRACE	09/10/09	16:19	RJG	S	CONC
75	LH3H9/5	T90910A	METTRACE	09/10/09	16:25	RJG	S	CONC
76	LJ3JC/5	T90910A	METTRACE	09/10/09	16:30	RJG	S	CONC
77	LJ3JD/5	T90910A	METTRACE	09/10/09	16:36	RJG	S	CONC
78	LJ3JF/5	T90910A	METTRACE	09/10/09	16:41	RJG	S	CONC
79	LJ3JG/5	T90910A	METTRACE	09/10/09	16:47	RJG	S	CONC
80	LJ3JH/5	T90910A	METTRACE	09/10/09	16:52	RJG	S	CONC
81	LJ3JK/5	T90910A	METTRACE	09/10/09	16:58	RJG	S	CONC
82	CCV1-7	T90910A	METTRACE	09/10/09	17:03	RJG	S	CONC
83	CCB7	T90910A	METTRACE	09/10/09	17:09	RJG	S	CONC
84	LJ3QD/5	T90910A	METTRACE	09/10/09	17:14	RJG	S	CONC
85	LJ3QDP25	T90910A	METTRACE	09/10/09	17:20	RJG	S	CONC
86	LJ3QH/5	T90910A	METTRACE	09/10/09	17:25	RJG	S	CONC
87	LJ3QHX/5	T90910A	METTRACE	09/10/09	17:31	RJG	S	CONC
88	LJ3QJ/5	T90910A	METTRACE	09/10/09	17:36	RJG	S	CONC
89	LJ3QJS/5	T90910A	METTRACE	09/10/09	17:42	RJG	S	CONC
90	LJ3QK/5	T90910A	METTRACE	09/10/09	17:47	RJG	S	CONC
91	LJ3QL/5	T90910A	METTRACE	09/10/09	17:52	RJG	S	CONC
92	CCV1-8	T90910A	METTRACE	09/10/09	17:58	RJG	S	CONC
93	CCB8	T90910A	METTRACE	09/10/09	18:03	RJG	S	CONC
94	LKJ0NB	T90910A	METTRACE	09/10/09	18:09	RJG	S	CONC
95	LKJ0NC	T90910A	METTRACE	09/10/09	18:14	RJG	S	CONC
96	LKJRH	T90910A	METTRACE	09/10/09	18:20	RJG	S	CONC
97	LKJRHP5	T90910A	METTRACE	09/10/09	18:25	RJG	S	CONC
98	LKJRHS	T90910A	METTRACE	09/10/09	18:31	RJG	S	CONC
99	LKJRHD	T90910A	METTRACE	09/10/09	18:36	RJG	S	CONC
100	LKJRL	T90910A	METTRACE	09/10/09	18:42	RJG	S	CONC
101	LKJRM	T90910A	METTRACE	09/10/09	18:47	RJG	S	CONC
102	LKJRP	T90910A	METTRACE	09/10/09	18:53	RJG	S	CONC
103	LKJRQ	T90910A	METTRACE	09/10/09	18:58	RJG	S	CONC
104	CCV1-9	T90910A	METTRACE	09/10/09	19:04	RJG	S	CONC
105	CCB9	T90910A	METTRACE	09/10/09	19:09	RJG	S	CONC
106	LJ7J3/2 Na	T90910A	METTRACE	09/10/09	19:19	RJG	S	CONC
107	LJ7J3P10 Na	T90910A	METTRACE	09/10/09	19:24	RJG	S	CONC

#	Sample Name	File	Method	Date	Time	OpID	Type	Mode
108	LJ7J3S/2 Na	T90910A	METTRACE	09/10/09	19:30	RJG	S	CONC
109	LJ7J3D/2 Na	T90910A	METTRACE	09/10/09	19:36	RJG	S	CONC
110	LJ7KK/5 Int Std	T90910A	METTRACE	09/10/09	19:46	RJG	S	CONC
111	CCV1-10	T90910A	METTRACE	09/10/09	19:52	RJG	S	CONC
112	CCB10	T90910A	METTRACE	09/10/09	19:58	RJG	S	CONC
113	LKJ0NB	T90910A	METTRACE	09/10/09	20:07	RJG	S	CONC
114	LKJ0NC	T90910A	METTRACE	09/10/09	20:13	RJG	S	CONC
115	LKJRH/100	T90910A	METTRACE	09/10/09	20:18	RJG	S	CONC
116	LKJRHP500	T90910A	METTRACE	09/10/09	20:24	RJG	S	CONC
117	LKJRHS/100	T90910A	METTRACE	09/10/09	20:29	RJG	S	CONC
118	LKJRHD/100	T90910A	METTRACE	09/10/09	20:35	RJG	S	CONC
119	LKJRL/50	T90910A	METTRACE	09/10/09	20:40	RJG	S	CONC
120	LKJRM/100	T90910A	METTRACE	09/10/09	20:46	RJG	S	CONC
121	LKJRP/50	T90910A	METTRACE	09/10/09	20:51	RJG	S	CONC
122	LKJRQ/25	T90910A	METTRACE	09/10/09	20:57	RJG	S	CONC
123	CCV1-11	T90910A	METTRACE	09/10/09	21:02	RJG	S	CONC
124	CCB11	T90910A	METTRACE	09/10/09	21:08	RJG	S	CONC

R1691409

#	Sample Name	File	Method	Date	Time	OpID	Type	Mode
1	STD1	T90911C	METTRACE	09/11/09	12:01		X	IR
2	STD2	T90911C	METTRACE	09/11/09	12:06		X	IR
3	STD3	T90911C	METTRACE	09/11/09	12:12		X	IR
4	STD4	T90911C	METTRACE	09/11/09	12:17		X	IR
5	ICV1-1 MET3936-09	T90911C	METTRACE	09/11/09	12:23	RJG	S	CONC
6	ICB1	T90911C	METTRACE	09/11/09	12:30	RJG	S	CONC
7	CRA/RLV MET4106-09	T90911C	METTRACE	09/11/09	12:35	RJG	S	CONC
8	ICSA MET4105-09	T90911C	METTRACE	09/11/09	12:41	RJG	Q	CONC
9	ICSAB MET3650-09	T90911C	METTRACE	09/11/09	12:46	RJG	Q	CONC
10	CCV1-1 MET4652-09	T90911C	METTRACE	09/11/09	12:52	RJG	S	CONC
11	CCB1	T90911C	METTRACE	09/11/09	12:57	RJG	S	CONC
12	LKDLM/5 Int Std	T90911C	METTRACE	09/11/09	13:03	RJG	S	CONC
13	LKLEAB Ca, K, Mg, Na,	T90911C	METTRACE	09/11/09	13:08	RJG	S	CONC
14	LKLEAC S	T90911C	METTRACE	09/11/09	13:13	RJG	S	CONC
15	LKJ25	T90911C	METTRACE	09/11/09	13:19	RJG	S	CONC
16	LKJ25P5 5x dil.	T90911C	METTRACE	09/11/09	13:24	RJG	S	CONC
17	LKJ25S	T90911C	METTRACE	09/11/09	13:30	RJG	S	CONC
18	LKJ25D	T90911C	METTRACE	09/11/09	13:35	RJG	S	CONC
19	LKJ3G	T90911C	METTRACE	09/11/09	13:41	RJG	S	CONC
20	LKJ43	T90911C	METTRACE	09/11/09	13:46	RJG	S	CONC
21	LKJ5G	T90911C	METTRACE	09/11/09	13:52	RJG	S	CONC
22	CCV1-2	T90911C	METTRACE	09/11/09	13:57	RJG	S	CONC
23	CCB2	T90911C	METTRACE	09/11/09	14:03	RJG	S	CONC
24	LKKC0	T90911C	METTRACE	09/11/09	14:08	RJG	S	CONC
25	LKKC2	T90911C	METTRACE	09/11/09	14:14	RJG	S	CONC
26	LKKLD	T90911C	METTRACE	09/11/09	14:19	RJG	S	CONC
27	LKKLG	T90911C	METTRACE	09/11/09	14:25	RJG	S	CONC
28	LKKLH	T90911C	METTRACE	09/11/09	14:30	RJG	S	CONC
29	LKJP3B	T90911C	METTRACE	09/11/09	14:36	RJG	S	CONC
30	LKJP3C	T90911C	METTRACE	09/11/09	14:41	RJG	S	CONC
31	LKHL1	T90911C	METTRACE	09/11/09	14:47	RJG	S	CONC
32	LKHL6	T90911C	METTRACE	09/11/09	14:52	RJG	S	CONC
33	LKHLE	T90911C	METTRACE	09/11/09	14:57	RJG	S	CONC
34	CCV1-3	T90911C	METTRACE	09/11/09	15:03	RJG	S	CONC
35	CCB3	T90911C	METTRACE	09/11/09	15:08	RJG	S	CONC
36	LKHLW	T90911C	METTRACE	09/11/09	15:15	RJG	S	CONC
37	LKHLWP5	T90911C	METTRACE	09/11/09	15:21	RJG	S	CONC
38	LKHLWS	T90911C	METTRACE	09/11/09	15:26	RJG	S	CONC
39	LKHLWD	T90911C	METTRACE	09/11/09	15:32	RJG	S	CONC
40	LKHM2	T90911C	METTRACE	09/11/09	15:37	RJG	S	CONC
41	LKHMJ	T90911C	METTRACE	09/11/09	15:43	RJG	S	CONC
42	LKHN0	T90911C	METTRACE	09/11/09	15:48	RJG	S	CONC
43	LKHN8	T90911C	METTRACE	09/11/09	15:53	RJG	S	CONC
44	LKHNH	T90911C	METTRACE	09/11/09	15:59	RJG	S	CONC
45	LKHNM	T90911C	METTRACE	09/11/09	16:04	RJG	S	CONC
46	CCV1-4	T90911C	METTRACE	09/11/09	16:10	RJG	S	CONC
47	CCB4	T90911C	METTRACE	09/11/09	16:15	RJG	S	CONC
48	LKHPC	T90911C	METTRACE	09/11/09	16:21	RJG	S	CONC
49	LKHPK	T90911C	METTRACE	09/11/09	16:26	RJG	S	CONC
50	LKHPN	T90911C	METTRACE	09/11/09	16:32	RJG	S	CONC
51	LKHPQ	T90911C	METTRACE	09/11/09	16:37	RJG	S	CONC

Sample MSA-DMW65-090309
Arsenic rep. result 6.6 ug/L

LKDGK 9/16/2009 19:03:51 QC Status: PASS (Initial: PASS)

User Pre-dilution: 1.000

Run	Time	6Li	9Be	10B
		ppb	ppb	ppb
X		65.115%	0.057	M 478.600
%RSD		0.415	44.220	M 1.020
Run	Time	23Na	25Mg	27Al
		ppb	ppb	ppb
X		T 56040.000	47390.000	246.300
%RSD		T 0.900	0.494	2.877
Run	Time	35Cl	39K	43Ca
		ppb	ppb	ppb
X		0.000	T 24860.000	M 114500.000
%RSD		0.000	T 0.869	M 0.795
Run	Time	45Sc	45Sc	47Ti
		ppb	ppb	ppb
X		57.986%	68.152%	4.299
%RSD		0.571	3.171	20.830
Run	Time	51V	52Cr	53ClO
		ppb	ppb	ppb
X		1.066	1.209	-2.666
%RSD		18.060	1.700	44.840
Run	Time	55Mn	56Fe	59Co
		ppb	ppb	ppb
X		TM 1885.000	TM 200300.000	5.975
%RSD		TM 0.748	TM 0.759	3.096
Run	Time	60Ni	65Cu	66Zn
		ppb	ppb	ppb
X		5.718	2.033	7.596
%RSD		3.863	9.146	3.361
Run	Time	72Ge	75As	77ArCl
		ppb	ppb	ppb
X		68.403%	6.550	0.194
%RSD		2.318	4.391	34.970
Run	Time	78Se	88Sr	95Mo
		ppb	ppb	ppb
X		0.431	M 411.100	0.357
%RSD		52.760	M 0.690	16.630
Run	Time	105Pd	107Ag	108MoO
		ppb	ppb	ppb
X		0.000	0.028	-5.121
%RSD		0.000	7.876	29.350
Run	Time	111Cd	115In	118Sn
		ppb	ppb	ppb
X		0.060	73.331%	0.141
%RSD		49.630	1.970	18.780
Run	Time	121Sb	137Ba	159Tb
		ppb	ppb	ppb
X		0.375	42.460	0.000
%RSD		7.033	0.792	0.000
Run	Time	165Ho	182W	205Tl
		ppb	ppb	ppb
X		0.000	0.514	0.170
%RSD		0.000	2.512	5.773
Run	Time	208Pb	209Bi	
		ppb	ppb	
X		0.628	80.010%	
%RSD		1.984	0.791	

Sample MSA-DMW6D-090309
Hg rep result 2.6 ug/L

Line	Conc.	Units	SD/RSD	1	2	3	4	5

*** Sample ID: LKDHEF Seq: 42 15:57:42 10 Sep 2009 HG
WATER
Hg -.0191 ppb .0000 % -.0191

*** Sample ID: LKDHG Seq: 43 15:58:51 10 Sep 2009 HG
WATER
Hg 2.614 ppb .0000 % 2.614

*** Sample ID: LKDHGF Seq: 44 16:00:12 10 Sep 2009 HG
WATER
Hg .1408 ppb .0000 % .1408

*** Check Standard: 2 Ck2CCV Seq: 45 16:01:29 10 Sep 2009 HG

Line	Flag	%Rcv.	Found	True	Units	SD/RSD
Hg		101.1	5.056	5.000	ppb	.0000 %

*** Check Standard: 1 Ck1CCB Seq: 46 16:02:45 10 Sep 2009 HG

Line	Flag	Found	Range(+/-)	Units	SD/RSD
Hg		-.0325	.2000	ppb	.0000 %

*** Sample ID: LKDJ1 Seq: 47 16:04:01 10 Sep 2009 HG
WATER
Hg .2065 ppb .0000 % .2065

*** Sample ID: LKDJ1F Seq: 48 16:05:09 10 Sep 2009 HG
WATER
Hg .0334 ppb .0000 % .0334

*** Sample ID: LKDK0 Seq: 49 16:06:15 10 Sep 2009 HG
WATER
Hg .0063 ppb .0000 % .0063

*** Sample ID: LKDK0F Seq: 50 16:07:20 10 Sep 2009 HG
WATER
Hg -.0356 ppb .0000 % -.0356

*** Sample ID: LKDK1 Seq: 51 16:08:25 10 Sep 2009 HG
WATER
Hg .0186 ppb .0000 % .0186

*** Sample ID: LKDK1F Seq: 52 16:09:43 10 Sep 2009 HG
WATER
Hg -.0411 ppb .0000 % -.0411

*** Sample ID: LKDKF Seq: 53 16:11:17 10 Sep 2009 HG
WATER

Tetra Tech NUS **INTERNAL CORRESPONDENCE**

TO: **D. MURALI** **DATE:** **OCTOBER 13, 2009**

FROM: **A. COGNETTI** **COPIES:** **DV FILE**

SUBJECT: **ORGANIC DATA VALIDATION-**
VOLATILE ORGANIC COMPOUNDS/SEMI-VOLATILE ORGANIC COMPOUNDS
LOCKHEED-DUMP ROAD DESIGN–FULL REVIEW
SAMPLE DELIVERY GROUP (SDG) 9I08113

SAMPLES: 6/Aqueous/VOC/SVOC

MSA-MW32I-090409	MSA-MW32S-090409	MSA-MW33I-090409
MSA-MW33S-090409	MSA-MW34I-090409	MSA-MW34S-090409
TB-090409-01		

Overview

The sample set for LOCKHEED-DUMP ROAD DESIGN, SDG 9I08113 consists of six (6) aqueous environmental samples and one (1) trip blank. All environmental samples were analyzed for volatile organic compounds (VOC) and semivolatile organic compounds (SVOC). The trip blank was only analyzed for VOC.

The samples were collected on September 4, 2009 and analyzed by Test America Laboratories, Inc. Volatile organic compound (VOC) analyses were conducted in accordance to SW-846 Method 8260B. Semivolatile organic compound (SVOC) analyses followed SW-846 Method 8270C.

Summary

The data contained in this SDG were validated with regard to the following parameters: Data Completeness, System Performance, Holding Times, GC/MS Tuning, Initial / Continuing Calibrations, Laboratory Method Blank Results, Matrix Spike/Matrix Spike Duplicate Recoveries, Surrogate Spike Recoveries, Laboratory Control Sample Results, Internal Standard Recoveries, Compound Identification, Analyte Quantitation and Detection Limits.

Areas of concern with respect to data quality are listed below.

Major Problems

- The volatile initial calibration of instrument A3UX11 on September 17, 2009, tert-butyl alcohol had a mean relative retention factor (RRF) less than the quality control criteria of 0.05. The nondetected results were qualified as rejected (UR).

Minor Problems –

- Laboratory contaminants were detected in the volatile fraction in the method/trip blanks.

Method Blank	Contaminant	Maximum Concentration (ug/L)	Action Level (ug/L)
LK2MN1AA	Hexachlorobutadiene	0.34	1.7
	Tert-butyl alcohol	8.3	41.5
TB-090409-01	Acetone	2.5	25.0

An action level of 5X the maximum concentration level has been used to evaluate sample data for blank contamination of hexachlorobutadiene and tert-butyl alcohol. An action level of 10X the maximum concentration was used to evaluate sample data for blank contamination of acetone. Positive results less than the action level were qualified (B) as a result of blank contamination. No action was taken on the nondetected results in the affected samples.

- The volatile initial calibration of instrument A3UX11 on September 17, 2009, acetone and bromoform had a percent relative standard deviation (%RSD) greater than 30% quality control limit but less than 50%. The positive detection of acetone in TB-090409-01 was qualified (J) due to this noncompliance. All other positive detections for acetone were qualified due to blank contamination. No action was taken on the nondetected results for bromoform since the mean RRF was greater than or equal to 0.05 and the %RSD was greater than 30% but less than 50%.

Notes

Positive results reported below the reporting limit (RL) but above the method detection limit (MDL) for the organic analyses were qualified as estimated, (J).

According to the SOP for this SDG, laboratory results were to be reported down to the Method Detection Limit (MDL).

Sample MSA-MW33S-090409 was diluted 66.67X in the volatile fraction because of a high concentration of trichloroethene. The sample was not analyzed undiluted. Therefore, detection limits are elevated due to the dilution.

Field blanks are not qualified for blank contamination.

EXECUTIVE SUMMARY

Laboratory Performance Issues: Tert-butyl alcohol had a mean (RRF) less than quality control limits in the initial calibration. Acetone was detected in the trip blank resulting in the qualification of data. Hexachlorobutadiene and tert-butyl alcohol were detected in the method blank. The %RSD was greater than the quality control limit for acetone and bromoform.

Other Factors Affecting Data Quality: None.

The data for these analyses were reviewed with reference to the Region III EPA Functional Guidelines for Organic Data Validation (9/94), and the Department of Defense (DoD) document entitled "Quality Systems Manual (QSM) for Environmental Laboratories" (January 2006).

The text of this report has been formulated to address only those problem areas affecting data quality.

Tetra Tech NUS
Ann Cognetti
Chemist/Data Validator

TetraTech NUS
Joseph A. Samchuck
Data Validation Quality Assurance Officer

Attachments:
Appendix A – Qualified Analytical Results
Appendix B – Results as Reported by the Laboratory
Appendix C – Support Documentation

Appendix A

Qualified Analytical Results

Data Validation Qualifier Codes:

A = Lab Blank Contamination
B = Field Blank Contamination
C = Calibration Noncompliance (e.g. % RSDs, %Ds, ICVs, CCVs, RRFs, etc.)
C01 = GC/MS Tuning Noncompliance
D = MS/MSD Recovery Noncompliance
E = LCS/LCSD Recovery Noncompliance
F = Lab Duplicate Imprecision
G = Field Duplicate Imprecision
H = Holding Time Exceedance
I = ICP Serial Dilution Noncompliance
J = GFAA PDS - GFAA MSA's $r < 0.995$
K = ICP Interference - includes ICS % R Noncompliance
L = Instrument Calibration Range Exceedance
M = Sample Preservation Noncompliance
N = Internal Standard Noncompliance
N01 = Internal Standard Recovery Noncompliance Dioxins
N02 = Recovery Standard Noncompliance Dioxins
N03 = Clean-up Standard Noncompliance Dioxins
O = Poor Instrument Performance (e.g. base-line drifting)
P = Uncertainty near detection limit (< 2 x IDL for inorganics and <CRQL for organics)
Q = Other problems (can be any number of issues; e.g. poor chromatography,interferences, etc.)
R = Surrogates Recovery Noncompliance
S = Pesticide/PCB Resolution
T = % Breakdown Noncompliance for DDT and Endrin
U = % Difference between columns/detectors >25% for positive results determined via GC/HPLC
V = Non-linear calibrations; correlation coefficient $r < 0.995$
W = EMPC result
X = Signal to noise response drop
Y = Percent solids <30%
Z = Uncertainty at 2 sigma deviation is greater than sample activity

PROJ_NO: 02181	NSAMPLE	MSA-MW32I-090409			MSA-MW32S-090409			MSA-MW33I-090409			MSA-MW33S-090409		
SDG: 9I08113	LAB_ID	A9I080113007			A9I080113006			A9I080113003			A9I080113004		
FRACTION: OV	SAMP_DATE	9/4/2009			9/4/2009			9/4/2009			9/4/2009		
MEDIA: WATER	QC_TYPE	NM			NM			NM			NM		
	UNITS	UG/L			UG/L			UG/L			UG/L		
	PCT_SOLIDS	0.0			0.0			0.0			0.0		
	DUP_OF												
PARAMETER		RESULT	VQL	QLCD	RESULT	VQL	QLCD	RESULT	VQL	QLCD	RESULT	VQL	QLCD
1,1,1,2-TETRACHLOROETHANE		0.23	U		0.23	U		0.23	U		15	U	
1,1,1-TRICHLOROETHANE		0.22	U		0.22	U		0.22	U		15	U	
1,1,2,2-TETRACHLOROETHANE		0.18	U		0.18	U		0.18	U		12	U	
1,1,2-TRICHLOROTRIFLUOROETHANE		0.28	U		0.28	U		0.28	U		19	U	
1,1-DICHLOROETHANE		0.15	U		0.15	U		0.15	U		10	U	
1,1-DICHLOROETHENE		0.19	U		0.19	U		0.19	U		13	U	
1,1-DICHLOROPROPENE		0.13	U		0.13	U		0.13	U		8.7	U	
1,2,3-TRICHLOROBENZENE		0.17	U		0.17	U		0.17	U		11	U	
1,2,3-TRICHLOROPROPANE		0.43	U		0.43	U		0.43	U		29	U	
1,2,3-TRIMETHYLBENZENE		0.056	J	P	0.0059	U		0.0059	U		0.39	U	
1,2,4-TRICHLOROBENZENE		0.15	U		0.15	U		0.15	U		10	U	
1,2,4-TRIMETHYLBENZENE		0.12	U		0.12	U		0.12	U		8	U	
1,2-DIBROMO-3-CHLOROPROPANE		0.67	U		0.67	U		0.67	U		45	U	
1,2-DIBROMOETHANE		0.24	U		0.24	U		0.24	U		16	U	
1,2-DICHLOROBENZENE		0.13	U		0.13	U		0.13	U		8.7	U	
1,2-DICHLOROETHANE		0.22	U		0.22	U		0.22	U		15	U	
1,2-DICHLOROPROPANE		0.18	U		0.18	U		0.18	U		12	U	
1,3-DICHLOROBENZENE		0.14	U		0.14	U		0.14	U		9.3	U	
1,3-DICHLOROPROPANE		0.16	U		0.16	U		0.16	U		11	U	
1,4-DICHLOROBENZENE		0.13	U		0.13	U		0.13	U		8.7	U	
2,2-DICHLOROPROPANE		0.13	U		0.13	U		0.13	U		8.7	U	
2-BUTANONE		0.94	J	P	0.57	U		0.57	U		38	U	
2-CHLOROETHYL VINYL ETHER		0.99	U		0.99	U		0.99	U		66	U	
2-CHLOROTOLUENE		0.11	U		0.11	U		0.11	U		7.3	U	
2-HEXANONE		0.41	U		0.41	U		0.41	U		27	U	
4-CHLOROTOLUENE		0.18	U		0.18	U		0.18	U		12	U	
4-ISOPROPYLTOLUENE		0.12	U		0.12	U		0.12	U		8	U	
4-METHYL-2-PENTANONE		0.32	U		0.32	U		0.32	U		21	U	
ACETONE		19	B	B	8.4	B	B	12	B	B	73	U	
BENZENE		0.13	U		0.13	U		0.13	U		36	J	P
BROMOBENZENE		0.13	U		0.13	U		0.13	U		8.7	U	
BROMOCHLOROMETHANE		0.29	U		0.29	U		0.29	U		19	U	
BROMODICHLOROMETHANE		0.94	J	P	0.15	U		0.17	J	P	10	U	
BROMOFORM		0.64	U		0.64	U		0.64	U		43	U	
BROMOMETHANE		0.41	U		0.41	U		0.41	U		27	U	
CARBON DISULFIDE		1.1			0.69	J	P	1			8.7	U	

PROJ_NO: 02181	NSAMPLE	MSA-MW32I-090409			MSA-MW32S-090409			MSA-MW33I-090409			MSA-MW33S-090409		
SDG: 9I08113	LAB_ID	A9I080113007			A9I080113006			A9I080113003			A9I080113004		
FRACTION: OV	SAMP_DATE	9/4/2009			9/4/2009			9/4/2009			9/4/2009		
MEDIA: WATER	QC_TYPE	NM			NM			NM			NM		
	UNITS	UG/L			UG/L			UG/L			UG/L		
	PCT_SOLIDS	0.0			0.0			0.0			0.0		
	DUP_OF												
PARAMETER	RESULT	VQL	QLCD	RESULT	VQL	QLCD	RESULT	VQL	QLCD	RESULT	VQL	QLCD
CARBON TETRACHLORIDE	0.13	U		0.13	U		0.13	U		8.7	U	
CHLOROBENZENE	0.15	U		0.15	U		0.15	U		10	U	
CHLORODIBROMOMETHANE	0.57	J	P	0.18	U		0.18	U		12	U	
CHLOROETHANE	0.29	U		0.29	U		0.29	U		19	U	
CHLOROFORM	11			1.7			3			11	U	
CHLOROMETHANE	0.3	U		0.3	U		0.3	U		20	U	
CIS-1,2-DICHLOROETHENE	0.17	U		0.17	U		1			1200		
CIS-1,3-DICHLOROPROPENE	0.14	U		0.14	U		0.14	U		9.3	U	
DIBROMOMETHANE	0.28	U		0.28	U		0.28	U		19	U	
DICHLORODIFLUOROMETHANE	0.31	U		0.31	U		0.31	U		21	U	
DIISOPROPYL ETHER	1.5	U		1.5	U		1.5	U		100	U	
ETHYL TERT-BUTYL ETHER	0.11	U		0.11	U		0.11	U		7.3	U	
ETHYLBENZENE	0.17	U		0.17	U		0.17	U		11	U	
HEXACHLOROBUTADIENE	0.3	U		0.3	U		0.3	U		20	U	
ISOPROPYLBENZENE	0.13	U		0.13	U		0.13	U		8.7	U	
M+P-XYLENES	0.24	U		0.24	U		0.24	U		16	U	
METHYL TERT-BUTYL ETHER	0.17	U		0.17	U		0.17	U		11	U	
METHYLENE CHLORIDE	0.33	U		0.33	U		0.33	U		22	U	
NAPHTHALENE	0.24	U		0.24	U		0.24	U		16	U	
N-BUTYLBENZENE	0.12	U		0.12	U		0.12	U		8	U	
N-PROPYLBENZENE	0.14	U		0.14	U		0.14	U		9.3	U	
O-XYLENE	0.14	U		0.14	U		0.14	U		9.3	U	
SEC-BUTYLBENZENE	0.13	U		0.13	U		0.13	U		8.7	U	
STYRENE	0.11	U		0.11	U		0.11	U		7.3	U	
TERT-AMYL METHYL ETHER	0.067	U		0.067	U		0.067	U		4.5	U	
TERT-BUTYLBENZENE	0.13	U		0.13	U		0.13	U		8.7	U	
TERTIARY-BUTYL ALCOHOL	3.9	UR	C	3.9	UR	C	3.9	UR	C	260	UR	C
TETRACHLOROETHENE	0.29	U		0.29	U		0.29	U		19	U	
TOLUENE	1.8			0.13	U		0.3	J	P	8.7	U	
TOTAL XYLENES	0.28	U		0.28	U		0.28	U		19	U	
TRANS-1,2-DICHLOROETHENE	0.19	U		0.19	U		0.19	U		13	U	
TRANS-1,3-DICHLOROPROPENE	0.19	U		0.19	U		0.19	U		13	U	
TRICHLOROETHENE	0.17	U		0.17	U		1.2			1500		
TRICHLOROFLUOROMETHANE	0.21	U		0.21	U		0.21	U		14	U	
VINYL ACETATE	0.19	U		0.19	U		0.19	U		13	U	
VINYL CHLORIDE	0.22	U		0.22	U		0.22	U		140		

PROJ_NO: 02181	NSAMPLE	MSA-MW34I-090409			MSA-MW34S-090409			TB-090409-01		
SDG: 9I08113	LAB_ID	A9I080113001			A9I080113002			A9I080113005		
FRACTION: OV	SAMP_DATE	9/4/2009			9/4/2009			9/4/2009		
MEDIA: WATER	QC_TYPE	NM			NM			NM		
	UNITS	UG/L			UG/L			UG/L		
	PCT_SOLIDS	0.0			0.0			0.0		
	DUP_OF									
PARAMETER		RESULT	VQL	QLCD	RESULT	VQL	QLCD	RESULT	VQL	QLCD
1,1,1,2-TETRACHLOROETHANE		0.23	U		0.23	U		0.23	U	
1,1,1-TRICHLOROETHANE		0.22	U		0.22	U		0.22	U	
1,1,2,2-TETRACHLOROETHANE		0.18	U		0.18	U		0.18	U	
1,1,2-TRICHLOROTRIFLUOROETHANE		0.28	U		0.28	U		0.28	U	
1,1-DICHLOROETHANE		0.15	U		0.15	U		0.15	U	
1,1-DICHLOROETHENE		0.19	U		0.19	U		0.19	U	
1,1-DICHLOROPROPENE		0.13	U		0.13	U		0.13	U	
1,2,3-TRICHLOROBENZENE		0.17	U		0.17	U		0.17	U	
1,2,3-TRICHLOROPROPANE		0.43	U		0.43	U		0.43	U	
1,2,3-TRIMETHYLBENZENE		0.0059	U		0.0059	U		0.0059	U	
1,2,4-TRICHLOROBENZENE		0.15	U		0.15	U		0.15	U	
1,2,4-TRIMETHYLBENZENE		0.12	U		0.12	U		0.12	U	
1,2-DIBROMO-3-CHLOROPROPANE		0.67	U		0.67	U		0.67	U	
1,2-DIBROMOETHANE		0.24	U		0.24	U		0.24	U	
1,2-DICHLOROBENZENE		0.13	U		0.13	U		0.13	U	
1,2-DICHLOROETHANE		0.8	J	P	0.26	J	P	0.22	U	
1,2-DICHLOROPROPANE		0.18	U		0.18	U		0.18	U	
1,3-DICHLOROBENZENE		0.14	U		0.14	U		0.14	U	
1,3-DICHLOROPROPANE		0.16	U		0.16	U		0.16	U	
1,4-DICHLOROBENZENE		0.13	U		0.13	U		0.13	U	
2,2-DICHLOROPROPANE		0.13	U		0.13	U		0.13	U	
2-BUTANONE		0.57	U		0.57	U		0.57	U	
2-CHLOROETHYL VINYL ETHER		0.99	U		0.99	U		0.99	U	
2-CHLOROTOLUENE		0.11	U		0.11	U		0.11	U	
2-HEXANONE		0.41	U		0.41	U		0.41	U	
4-CHLOROTOLUENE		0.18	U		0.18	U		0.18	U	
4-ISOPROPYLTOLUENE		0.12	U		0.12	U		0.12	U	
4-METHYL-2-PENTANONE		0.32	U		0.32	U		0.32	U	
ACETONE		1.7	B	B	3.8	B	B	2.5	J	CP
BENZENE		1.2			0.13	U		0.13	U	
BROMOBENZENE		0.13	U		0.13	U		0.13	U	
BROMOCHLOROMETHANE		0.29	U		0.29	U		0.29	U	
BROMODICHLOROMETHANE		0.15	U		0.15	U		0.15	U	
BROMOFORM		0.64	U		0.64	U		0.64	U	
BROMOMETHANE		0.41	U		0.41	U		0.41	U	
CARBON DISULFIDE		0.65	J	P	0.65	J	P	0.13	U	

PROJ_NO: 02181	NSAMPLE	MSA-MW34I-090409			MSA-MW34S-090409			TB-090409-01		
SDG: 9I08113	LAB_ID	A9I080113001			A9I080113002			A9I080113005		
FRACTION: OV	SAMP_DATE	9/4/2009			9/4/2009			9/4/2009		
MEDIA: WATER	QC_TYPE	NM			NM			NM		
	UNITS	UG/L			UG/L			UG/L		
	PCT_SOLIDS	0.0			0.0			0.0		
	DUP_OF									
PARAMETER	RESULT	VQL	QLCD	RESULT	VQL	QLCD	RESULT	VQL	QLCD
CARBON TETRACHLORIDE	0.13	U		0.13	U		0.13	U	
CHLOROBENZENE	0.15	U		0.15	U		0.15	U	
CHLORODIBROMOMETHANE	0.18	U		0.18	U		0.18	U	
CHLOROETHANE	0.29	U		0.29	U		0.29	U	
CHLOROFORM	1.1			2.4			0.16	U	
CHLOROMETHANE	0.3	U		0.31	J	P	0.3	U	
CIS-1,2-DICHLOROETHENE	1.5			1.5			0.17	U	
CIS-1,3-DICHLOROPROPENE	0.14	U		0.14	U		0.14	U	
DIBROMOMETHANE	0.28	U		0.28	U		0.28	U	
DICHLORODIFLUOROMETHANE	0.31	U		0.31	U		0.31	U	
DIISOPROPYL ETHER	1.5	U		1.5	U		1.5	U	
ETHYL TERT-BUTYL ETHER	0.11	U		0.11	U		0.11	U	
ETHYLBENZENE	0.17	U		0.17	U		0.17	U	
HEXACHLOROBUTADIENE	0.3	U		0.3	U		0.3	U	
ISOPROPYLBENZENE	0.13	U		0.13	U		0.13	U	
M+P-XYLENES	19			0.24	U		0.24	U	
METHYL TERT-BUTYL ETHER	0.17	U		0.17	U		0.17	U	
METHYLENE CHLORIDE	0.33	U		0.33	U		0.33	U	
NAPHTHALENE	0.24	U		0.24	U		0.24	U	
N-BUTYLBENZENE	0.12	U		0.12	U		0.12	U	
N-PROPYLBENZENE	0.14	U		0.14	U		0.14	U	
O-XYLENE	2.5			0.14	U		0.14	U	
SEC-BUTYLBENZENE	0.13	U		0.13	U		0.13	U	
STYRENE	0.11	U		0.11	U		0.11	U	
TERT-AMYL METHYL ETHER	0.067	U		0.067	U		0.067	U	
TERT-BUTYLBENZENE	0.13	U		0.13	U		0.13	U	
TERTIARY-BUTYL ALCOHOL	3.9	UR	C	3.9	UR	C	3.9	UR	C
TETRACHLOROETHENE	0.29	U		0.29	U		0.29	U	
TOLUENE	0.13	U		0.13	U		0.13	U	
TOTAL XYLENES	21			0.28	U		0.28	U	
TRANS-1,2-DICHLOROETHENE	0.19	U		0.19	U		0.19	U	
TRANS-1,3-DICHLOROPROPENE	0.19	U		0.19	U		0.19	U	
TRICHLOROETHENE	0.17	U		0.17	U		0.17	U	
TRICHLOROFLUOROMETHANE	0.21	U		0.21	U		0.21	U	
VINYL ACETATE	0.19	U		0.19	U		0.19	U	
VINYL CHLORIDE	15			1.7			0.22	U	

PROJ_NO: 02181	NSAMPLE	MSA-MW32I-090409			MSA-MW32S-090409			MSA-MW33I-090409			MSA-MW33S-090409		
SDG: 9I08113	LAB_ID	A9I080113007			A9I080113006			A9I080113003			A9I080113004		
FRACTION: OS	SAMP_DATE	9/4/2009			9/4/2009			9/4/2009			9/4/2009		
MEDIA: WATER	QC_TYPE	NM			NM			NM			NM		
	UNITS	UG/L			UG/L			UG/L			UG/L		
	PCT_SOLIDS	0.0			0.0			0.0			0.0		
	DUP_OF												
PARAMETER		RESULT	VQL	QLCD	RESULT	VQL	QLCD	RESULT	VQL	QLCD	RESULT	VQL	QLCD
1,1-BIPHENYL		0.8	U		0.8	U		0.8	U		0.8	U	
1,4-DIOXANE		0.49	U		0.49	U		0.49	U		0.49	U	
2,2'-OXYBIS(1-CHLOROPROPANE)		0.4	U		0.4	U		0.4	U		0.4	U	
2,4,5-TRICHLOROPHENOL		0.3	U		0.3	U		0.3	U		0.3	U	
2,4,6-TRICHLOROPHENOL		0.8	U		0.8	U		0.8	U		0.8	U	
2,4-DICHLOROPHENOL		0.8	U		0.8	U		0.8	U		0.8	U	
2,4-DIMETHYLPHENOL		0.8	U		0.8	U		0.8	U		0.8	U	
2,4-DINITROPHENOL		2.4	U		2.4	U		2.4	U		2.4	U	
2,4-DINITROTOLUENE		0.27	U		0.27	U		0.27	U		0.27	U	
2,6-DINITROTOLUENE		0.8	U		0.8	U		0.8	U		0.8	U	
2-CHLORONAPHTHALENE		0.1	U		0.1	U		0.1	U		0.1	U	
2-CHLOROPHENOL		0.29	U		0.29	U		0.29	U		0.29	U	
2-METHYLNAPHTHALENE		0.1	U		0.1	U		0.1	U		0.1	U	
2-METHYLPHENOL		0.8	U		0.8	U		0.8	U		0.8	U	
2-NITROANILINE		0.8	U		0.8	U		0.8	U		0.8	U	
2-NITROPHENOL		0.28	U		0.28	U		0.28	U		0.28	U	
3,3'-DICHLOROBENZIDINE		0.37	U		0.37	U		0.37	U		0.37	U	
3-NITROANILINE		0.28	U		0.28	U		0.28	U		0.28	U	
4,6-DINITRO-2-METHYLPHENOL		2.4	U		2.4	U		2.4	U		2.4	U	
4-BROMOPHENYL PHENYL ETHER		0.8	U		0.8	U		0.8	U		0.8	U	
4-CHLORO-3-METHYLPHENOL		0.8	U		0.8	U		0.8	U		0.8	U	
4-CHLOROANILINE		0.8	U		0.8	U		0.8	U		0.8	U	
4-CHLOROPHENYL PHENYL ETHER		0.3	U		0.3	U		0.3	U		0.3	U	
4-METHYLPHENOL		0.8	U		0.8	U		0.8	U		0.8	U	
4-NITROANILINE		0.8	U		0.8	U		0.8	U		0.8	U	
4-NITROPHENOL		2.4	U		2.4	U		2.4	U		2.4	U	
ACENAPHTHENE		0.1	U		0.1	U		0.1	U		0.1	U	
ACENAPHTHYLENE		0.1	U		0.1	U		0.1	U		0.1	U	
ACETOPHENONE		0.34	U		0.34	U		0.34	U		0.34	U	
ANTHRACENE		0.1	U		0.1	U		0.1	U		0.1	U	
ATRAZINE		0.34	U		0.34	U		0.34	U		0.34	U	
BENZALDEHYDE		0.39	U		0.39	U		0.39	U		0.39	U	
BENZO(A)ANTHRACENE		0.1	U		0.1	U		0.1	U		0.1	U	
BENZO(A)PYRENE		0.1	U		0.1	U		0.1	U		0.1	U	
BENZO(B)FLUORANTHENE		0.1	U		0.1	U		0.1	U		0.1	U	
BENZO(G,H,I)PERYLENE		0.1	U		0.1	U		0.1	U		0.1	U	

PROJ_NO: 02181	NSAMPLE	MSA-MW32I-090409			MSA-MW32S-090409			MSA-MW33I-090409			MSA-MW33S-090409		
SDG: 9I08113	LAB_ID	A9I080113007			A9I080113006			A9I080113003			A9I080113004		
FRACTION: OS	SAMP_DATE	9/4/2009			9/4/2009			9/4/2009			9/4/2009		
MEDIA: WATER	QC_TYPE	NM			NM			NM			NM		
	UNITS	UG/L			UG/L			UG/L			UG/L		
	PCT_SOLIDS	0.0			0.0			0.0			0.0		
	DUP_OF												
PARAMETER		RESULT	VQL	QLCD	RESULT	VQL	QLCD	RESULT	VQL	QLCD	RESULT	VQL	QLCD
BENZO(K)FLUORANTHENE		0.1	U		0.1	U		0.1	U		0.1	U	
BIS(2-CHLOROETHOXY)METHANE		0.32	U		0.32	U		0.32	U		0.32	U	
BIS(2-CHLOROETHYL)ETHER		0.1	U		0.1	U		0.1	U		0.1	U	
BIS(2-ETHYLHEXYL)PHTHALATE		0.8	U		0.8	U		0.8	U		0.8	U	
BUTYL BENZYL PHTHALATE		0.8	U		0.8	U		0.8	U		0.8	U	
CAPROLACTAM		0.8	U		0.8	U		0.8	U		0.8	U	
CARBAZOLE		0.28	U		0.28	U		0.28	U		0.28	U	
CHRYSENE		0.1	U		0.1	U		0.1	U		0.1	U	
DIBENZO(A,H)ANTHRACENE		0.1	U		0.1	U		0.1	U		0.1	U	
DIBENZOFURAN		0.1	U		0.1	U		0.1	U		0.1	U	
DIETHYL PHTHALATE		0.6	U		0.6	U		0.6	U		0.6	U	
DIMETHYL PHTHALATE		0.29	U		0.29	U		0.29	U		0.29	U	
DI-N-BUTYL PHTHALATE		0.67	U		0.67	U		0.67	U		0.67	U	
DI-N-OCTYL PHTHALATE		0.8	U		0.8	U		0.8	U		0.8	U	
FLUORANTHENE		0.1	U		0.1	U		0.1	U		0.1	U	
FLUORENE		0.1	U		0.1	U		0.1	U		0.1	U	
HEXACHLOROBENZENE		0.1	U		0.1	U		0.1	U		0.1	U	
HEXACHLOROBUTADIENE		0.27	U		0.27	U		0.27	U		0.27	U	
HEXACHLOROCYCLOPENTADIENE		0.8	U		0.8	U		0.8	U		0.8	U	
HEXACHLOROETHANE		0.8	U		0.8	U		0.8	U		0.8	U	
INDENO(1,2,3-CD)PYRENE		0.1	U		0.1	U		0.1	U		0.1	U	
ISOPHORONE		0.27	U		0.27	U		0.27	U		0.27	U	
NAPHTHALENE		0.1	U		0.1	U		0.1	U		0.1	U	
NITROBENZENE		0.04	U		0.04	U		0.04	U		0.04	U	
N-NITROSODIMETHYLAMINE		0.31	U		0.31	U		0.31	U		0.31	U	
N-NITROSO-DI-N-PROPYLAMINE		0.8	U		0.8	U		0.8	U		0.8	U	
N-NITROSODIPHENYLAMINE		0.31	U		0.31	U		0.31	U		0.31	U	
PENTACHLOROPHENOL		2.4	U		2.4	U		2.4	U		2.4	U	
PHENANTHRENE		0.1	U		0.1	U		0.1	U		0.1	U	
PHENOL		0.6	U		0.6	U		0.6	U		0.6	U	
PYRENE		0.1	U		0.1	U		0.1	U		0.1	U	

PROJ_NO: 02181	NSAMPLE	MSA-MW34I-090409			MSA-MW34S-090409		
SDG: 9I08113	LAB_ID	A9I080113001			A9I080113002		
FRACTION: OS	SAMP_DATE	9/4/2009			9/4/2009		
MEDIA: WATER	QC_TYPE	NM			NM		
	UNITS	UG/L			UG/L		
	PCT_SOLIDS	0.0			0.0		
	DUP_OF						
PARAMETER		RESULT	VQL	QLCD	RESULT	VQL	QLCD
1,1-BIPHENYL		0.8	U		0.8	U	
1,4-DIOXANE		0.49	U		0.49	U	
2,2'-OXYBIS(1-CHLOROPROPANE)		0.4	U		0.4	U	
2,4,5-TRICHLOROPHENOL		0.3	U		0.3	U	
2,4,6-TRICHLOROPHENOL		0.8	U		0.8	U	
2,4-DICHLOROPHENOL		0.8	U		0.8	U	
2,4-DIMETHYLPHENOL		0.8	U		0.8	U	
2,4-DINITROPHENOL		2.4	U		2.4	U	
2,4-DINITROTOLUENE		0.27	U		0.27	U	
2,6-DINITROTOLUENE		0.8	U		0.8	U	
2-CHLORONAPHTHALENE		0.1	U		0.1	U	
2-CHLOROPHENOL		0.29	U		0.29	U	
2-METHYLNAPHTHALENE		0.1	U		0.1	U	
2-METHYLPHENOL		0.8	U		0.8	U	
2-NITROANILINE		0.8	U		0.8	U	
2-NITROPHENOL		0.28	U		0.28	U	
3,3'-DICHLOROBENZIDINE		0.37	U		0.37	U	
3-NITROANILINE		0.28	U		0.28	U	
4,6-DINITRO-2-METHYLPHENOL		2.4	U		2.4	U	
4-BROMOPHENYL PHENYL ETHER		0.8	U		0.8	U	
4-CHLORO-3-METHYLPHENOL		0.8	U		0.8	U	
4-CHLOROANILINE		0.8	U		0.8	U	
4-CHLOROPHENYL PHENYL ETHER		0.3	U		0.3	U	
4-METHYLPHENOL		0.8	U		0.8	U	
4-NITROANILINE		0.8	U		0.8	U	
4-NITROPHENOL		2.4	U		2.4	U	
ACENAPHTHENE		0.1	U		0.1	U	
ACENAPHTHYLENE		0.1	U		0.1	U	
ACETOPHENONE		0.34	U		0.34	U	
ANTHRACENE		0.1	U		0.1	U	
ATRAZINE		0.34	U		0.34	U	
BENZALDEHYDE		0.39	U		0.39	U	
BENZO(A)ANTHRACENE		0.1	U		0.1	U	
BENZO(A)PYRENE		0.1	U		0.1	U	
BENZO(B)FLUORANTHENE		0.1	U		0.1	U	
BENZO(G,H,I)PERYLENE		0.1	U		0.1	U	

PROJ_NO: 02181	NSAMPLE	MSA-MW34I-090409			MSA-MW34S-090409		
SDG: 9I08113	LAB_ID	A9I080113001			A9I080113002		
FRACTION: OS	SAMP_DATE	9/4/2009			9/4/2009		
MEDIA: WATER	QC_TYPE	NM			NM		
	UNITS	UG/L			UG/L		
	PCT_SOLIDS	0.0			0.0		
	DUP_OF						
PARAMETER		RESULT	VQL	QLCD	RESULT	VQL	QLCD
BENZO(K)FLUORANTHENE		0.1	U		0.1	U	
BIS(2-CHLOROETHOXY)METHANE		0.32	U		0.32	U	
BIS(2-CHLOROETHYL)ETHER		0.1	U		0.1	U	
BIS(2-ETHYLHEXYL)PHTHALATE		0.8	U		0.8	U	
BUTYL BENZYL PHTHALATE		0.8	U		0.8	U	
CAPROLACTAM		0.8	U		0.8	U	
CARBAZOLE		0.28	U		0.28	U	
CHRYSENE		0.1	U		0.1	U	
DIBENZO(A,H)ANTHRACENE		0.1	U		0.1	U	
DIBENZOFURAN		0.1	U		0.1	U	
DIETHYL PHTHALATE		0.6	U		1.6		
DIMETHYL PHTHALATE		0.29	U		0.29	U	
DI-N-BUTYL PHTHALATE		0.67	U		0.67	U	
DI-N-OCTYL PHTHALATE		0.8	U		0.8	U	
FLUORANTHENE		0.1	U		0.1	U	
FLUORENE		0.1	U		0.1	U	
HEXACHLOROBENZENE		0.1	U		0.1	U	
HEXACHLOROBUTADIENE		0.27	U		0.27	U	
HEXACHLOROCYCLOPENTADIENE		0.8	U		0.8	U	
HEXACHLOROETHANE		0.8	U		0.8	U	
INDENO(1,2,3-CD)PYRENE		0.1	U		0.1	U	
ISOPHORONE		0.27	U		0.27	U	
NAPHTHALENE		0.1	U		0.1	U	
NITROBENZENE		0.04	U		0.04	U	
N-NITROSODIMETHYLAMINE		0.31	U		0.31	U	
N-NITROSO-DI-N-PROPYLAMINE		0.8	U		0.8	U	
N-NITROSODIPHENYLAMINE		0.31	U		0.31	U	
PENTACHLOROPHENOL		2.4	U		2.4	U	
PHENANTHRENE		0.1	U		0.1	U	
PHENOL		0.6	U		0.6	U	
PYRENE		0.1	U		0.1	U	

Appendix B

Results as Reported by the Laboratory

Tetra Tech NUS, Inc

Client Sample ID: MSA-MW32I-090409

GC/MS Volatiles

Lot-Sample #...: A9I080113-007 **Work Order #...:** LKFMJ1AN **Matrix.....:** WG
Date Sampled...: 09/04/09 12:19 **Date Received..:** 09/05/09
Prep Date.....: 09/17/09 **Analysis Date..:** 09/17/09
Prep Batch #...: 9261158
Dilution Factor: 1 **Initial Wgt/Vol:** 5 mL **Final Wgt/Vol..:** 5 mL
Method.....: SW846 8260B

PARAMETER	RESULT	REPORTING LIMIT	UNITS	MDL
Acetone	**19**	**5.0**	**ug/L**	**1.1**
Bromobenzene	ND	1.0	ug/L	0.13
Bromochloromethane	ND	1.0	ug/L	0.29
Bromodichloromethane	**0.94 J**	**1.0**	**ug/L**	**0.15**
2-Butanone	**0.94 J**	**5.0**	**ug/L**	**0.57**
n-Butylbenzene	ND	1.0	ug/L	0.12
sec-Butylbenzene	ND	1.0	ug/L	0.13
tert-Butylbenzene	ND	1.0	ug/L	0.13
Carbon disulfide	**1.1**	**1.0**	**ug/L**	**0.13**
Dibromochloromethane	**0.57 J**	**1.0**	**ug/L**	**0.18**
1,2-Dibromo-3-chloro-propane	ND	2.0	ug/L	0.67
2-Chloroethyl vinyl ether	ND	5.0	ug/L	0.99
2-Chlorotoluene	ND	1.0	ug/L	0.11
4-Chlorotoluene	ND	1.0	ug/L	0.18
1,2-Dibromoethane	ND	1.0	ug/L	0.24
Dibromomethane	ND	1.0	ug/L	0.28
1,2-Dichlorobenzene	ND	1.0	ug/L	0.13
1,3-Dichlorobenzene	ND	1.0	ug/L	0.14
1,4-Dichlorobenzene	ND	1.0	ug/L	0.13
Dichlorodifluoromethane	ND	1.0	ug/L	0.31
cis-1,2-Dichloroethene	ND	1.0	ug/L	0.17
trans-1,2-Dichloroethene	ND	1.0	ug/L	0.19
1,3-Dichloropropane	ND	1.0	ug/L	0.16
2,2-Dichloropropane	ND	1.0	ug/L	0.13
1,1-Dichloropropene	ND	1.0	ug/L	0.13
Trichlorofluoromethane	ND	1.0	ug/L	0.21
Hexachlorobutadiene	ND	1.0	ug/L	0.30
2-Hexanone	ND	5.0	ug/L	0.41
Isopropylbenzene	ND	1.0	ug/L	0.13
p-Isopropyltoluene	ND	1.0	ug/L	0.12
tert-Butyl alcohol	ND	20	ug/L	3.9
4-Methyl-2-pentanone	ND	5.0	ug/L	0.32
Naphthalene	ND	1.0	ug/L	0.24
n-Propylbenzene	ND	1.0	ug/L	0.14
Styrene	ND	1.0	ug/L	0.11
1,1,1,2-Tetrachloroethane	ND	1.0	ug/L	0.23
1,2,3-Trichlorobenzene	ND	1.0	ug/L	0.17

(Continued on next page)

Tetra Tech NUS, Inc

Client Sample ID: MSA-MW32I-090409

GC/MS Volatiles

Lot-Sample #...: A9I080113-007 **Work Order #...:** LKFMJ1AN **Matrix.....:** WG

PARAMETER	RESULT	REPORTING LIMIT	UNITS	MDL
1,2,4-Trichloro-benzene	ND	1.0	ug/L	0.15
1,2,3-Trichloropropane	ND	1.0	ug/L	0.43
1,1,2-Trichloro-1,2,2-trifluoroethane	ND	1.0	ug/L	0.28
1,2,4-Trimethylbenzene	ND	1.0	ug/L	0.12
Vinyl acetate	ND	2.0	ug/L	0.19
o-Xylene	ND	1.0	ug/L	0.14
Xylenes (total)	ND	2.0	ug/L	0.28
Methyl tert-butyl ether	ND	5.0	ug/L	0.17
m-Xylene & p-Xylene	ND	2.0	ug/L	0.24
1,2,3-Trimethylbenzene	**0.056 J**	**5.0**	**ug/L**	**0.0059**
Diisopropyl Ether (DIPE)	ND	5.0	ug/L	1.5
Ethyl-t-Butyl Ether (ETBE)	ND	5.0	ug/L	0.11
Tert-amyl methyl ether (TAME)	ND	5.0	ug/L	0.067
Benzene	ND	1.0	ug/L	0.13
Bromoform	ND	1.0	ug/L	0.64
Bromomethane	ND	1.0	ug/L	0.41
Carbon tetrachloride	ND	1.0	ug/L	0.13
Chlorobenzene	ND	1.0	ug/L	0.15
Chloroethane	ND	1.0	ug/L	0.29
Chloroform	**11**	**1.0**	**ug/L**	**0.16**
Chloromethane	ND	1.0	ug/L	0.30
1,1-Dichloroethane	ND	1.0	ug/L	0.15
1,2-Dichloroethane	ND	1.0	ug/L	0.22
1,1-Dichloroethene	ND	1.0	ug/L	0.19
1,2-Dichloropropane	ND	1.0	ug/L	0.18
cis-1,3-Dichloropropene	ND	1.0	ug/L	0.14
trans-1,3-Dichloropropene	ND	1.0	ug/L	0.19
Ethylbenzene	ND	1.0	ug/L	0.17
Methylene chloride	ND	1.0	ug/L	0.33
1,1,2,2-Tetrachloroethane	ND	1.0	ug/L	0.18
Tetrachloroethene	ND	1.0	ug/L	0.29
Toluene	**1.8**	**1.0**	**ug/L**	**0.13**
1,1,1-Trichloroethane	ND	1.0	ug/L	0.22
Trichloroethene	ND	1.0	ug/L	0.17
Vinyl chloride	ND	1.0	ug/L	0.22

SURROGATE	PERCENT RECOVERY	RECOVERY LIMITS
Dibromofluoromethane	88	(73 - 122)
1,2-Dichloroethane-d4	88	(61 - 128)
Toluene-d8	83	(76 - 110)
4-Bromofluorobenzene	85	(74 - 116)

NOTE(S):

J Estimated result. Result is less than RL.

Tetra Tech NUS, Inc

Client Sample ID: MSA-MW32S-090409

GC/MS Volatiles

Lot-Sample #...: A9I080113-006 **Work Order #...:** LKFMG1AN **Matrix.....:** WG
Date Sampled...: 09/04/09 10:49 **Date Received..:** 09/05/09
Prep Date.....: 09/17/09 **Analysis Date..:** 09/17/09
Prep Batch #...: 9261158
Dilution Factor: 1 **Initial Wgt/Vol:** 5 mL **Final Wgt/Vol..:** 5 mL
Method.....: SW846 8260B

PARAMETER	RESULT	REPORTING LIMIT	UNITS	MDL
Acetone	**8.4**	**5.0**	**ug/L**	**1.1**
Bromobenzene	ND	1.0	ug/L	0.13
Bromochloromethane	ND	1.0	ug/L	0.29
Bromodichloromethane	ND	1.0	ug/L	0.15
2-Butanone	ND	5.0	ug/L	0.57
n-Butylbenzene	ND	1.0	ug/L	0.12
sec-Butylbenzene	ND	1.0	ug/L	0.13
tert-Butylbenzene	ND	1.0	ug/L	0.13
Carbon disulfide	**0.69 J**	**1.0**	**ug/L**	**0.13**
Dibromochloromethane	ND	1.0	ug/L	0.18
1,2-Dibromo-3-chloro-propane	ND	2.0	ug/L	0.67
2-Chloroethyl vinyl ether	ND	5.0	ug/L	0.99
2-Chlorotoluene	ND	1.0	ug/L	0.11
4-Chlorotoluene	ND	1.0	ug/L	0.18
1,2-Dibromoethane	ND	1.0	ug/L	0.24
Dibromomethane	ND	1.0	ug/L	0.28
1,2-Dichlorobenzene	ND	1.0	ug/L	0.13
1,3-Dichlorobenzene	ND	1.0	ug/L	0.14
1,4-Dichlorobenzene	ND	1.0	ug/L	0.13
Dichlorodifluoromethane	ND	1.0	ug/L	0.31
cis-1,2-Dichloroethene	ND	1.0	ug/L	0.17
trans-1,2-Dichloroethene	ND	1.0	ug/L	0.19
1,3-Dichloropropane	ND	1.0	ug/L	0.16
2,2-Dichloropropane	ND	1.0	ug/L	0.13
1,1-Dichloropropene	ND	1.0	ug/L	0.13
Trichlorofluoromethane	ND	1.0	ug/L	0.21
Hexachlorobutadiene	ND	1.0	ug/L	0.30
2-Hexanone	ND	5.0	ug/L	0.41
Isopropylbenzene	ND	1.0	ug/L	0.13
p-Isopropyltoluene	ND	1.0	ug/L	0.12
tert-Butyl alcohol	ND	20	ug/L	3.9
4-Methyl-2-pentanone	ND	5.0	ug/L	0.32
Naphthalene	ND	1.0	ug/L	0.24
n-Propylbenzene	ND	1.0	ug/L	0.14
Styrene	ND	1.0	ug/L	0.11
1,1,1,2-Tetrachloroethane	ND	1.0	ug/L	0.23
1,2,3-Trichlorobenzene	ND	1.0	ug/L	0.17

(Continued on next page)

Tetra Tech NUS, Inc

Client Sample ID: MSA-MW32S-090409

GC/MS Volatiles

Lot-Sample #...: A9I080113-006 **Work Order #...:** LKFMG1AN **Matrix.....:** WG

PARAMETER	RESULT	REPORTING LIMIT	UNITS	MDL
1,2,4-Trichloro-benzene	ND	1.0	ug/L	0.15
1,2,3-Trichloropropane	ND	1.0	ug/L	0.43
1,1,2-Trichloro-1,2,2-trifluoroethane	ND	1.0	ug/L	0.28
1,2,4-Trimethylbenzene	ND	1.0	ug/L	0.12
Vinyl acetate	ND	2.0	ug/L	0.19
o-Xylene	ND	1.0	ug/L	0.14
Xylenes (total)	ND	2.0	ug/L	0.28
Methyl tert-butyl ether	ND	5.0	ug/L	0.17
m-Xylene & p-Xylene	ND	2.0	ug/L	0.24
1,2,3-Trimethylbenzene	ND	5.0	ug/L	0.0059
Diisopropyl Ether (DIPE)	ND	5.0	ug/L	1.5
Ethyl-t-Butyl Ether (ETBE)	ND	5.0	ug/L	0.11
Tert-amyl methyl ether (TAME)	ND	5.0	ug/L	0.067
Benzene	ND	1.0	ug/L	0.13
Bromoform	ND	1.0	ug/L	0.64
Bromomethane	ND	1.0	ug/L	0.41
Carbon tetrachloride	ND	1.0	ug/L	0.13
Chlorobenzene	ND	1.0	ug/L	0.15
Chloroethane	ND	1.0	ug/L	0.29
Chloroform	**1.7**	**1.0**	**ug/L**	**0.16**
Chloromethane	ND	1.0	ug/L	0.30
1,1-Dichloroethane	ND	1.0	ug/L	0.15
1,2-Dichloroethane	ND	1.0	ug/L	0.22
1,1-Dichloroethene	ND	1.0	ug/L	0.19
1,2-Dichloropropane	ND	1.0	ug/L	0.18
cis-1,3-Dichloropropene	ND	1.0	ug/L	0.14
trans-1,3-Dichloropropene	ND	1.0	ug/L	0.19
Ethylbenzene	ND	1.0	ug/L	0.17
Methylene chloride	ND	1.0	ug/L	0.33
1,1,2,2-Tetrachloroethane	ND	1.0	ug/L	0.18
Tetrachloroethene	ND	1.0	ug/L	0.29
Toluene	ND	1.0	ug/L	0.13
1,1,1-Trichloroethane	ND	1.0	ug/L	0.22
Trichloroethene	ND	1.0	ug/L	0.17
Vinyl chloride	ND	1.0	ug/L	0.22

SURROGATE	PERCENT RECOVERY	RECOVERY LIMITS
Dibromofluoromethane	86	(73 - 122)
1,2-Dichloroethane-d4	86	(61 - 128)
Toluene-d8	84	(76 - 110)
4-Bromofluorobenzene	85	(74 - 116)

NOTE(S):

J Estimated result. Result is less than RL.

Tetra Tech NUS, Inc

Client Sample ID: MSA-MW33I-090409

GC/MS Volatiles

Lot-Sample #...: A9I080113-003 **Work Order #...:** LKFMC1AN **Matrix.....:** WG
Date Sampled...: 09/04/09 14:05 **Date Received..:** 09/05/09
Prep Date.....: 09/17/09 **Analysis Date..:** 09/17/09
Prep Batch #...: 9261158
Dilution Factor: 1 **Initial Wgt/Vol:** 5 mL **Final Wgt/Vol..:** 5 mL
Method.....: SW846 8260B

PARAMETER	RESULT	REPORTING LIMIT	UNITS	MDL
Acetone	**12**	**5.0**	**ug/L**	**1.1**
Bromobenzene	ND	1.0	ug/L	0.13
Bromochloromethane	ND	1.0	ug/L	0.29
Bromodichloromethane	**0.17 J**	**1.0**	**ug/L**	**0.15**
2-Butanone	ND	5.0	ug/L	0.57
n-Butylbenzene	ND	1.0	ug/L	0.12
sec-Butylbenzene	ND	1.0	ug/L	0.13
tert-Butylbenzene	ND	1.0	ug/L	0.13
Carbon disulfide	**1.0**	**1.0**	**ug/L**	**0.13**
Dibromochloromethane	ND	1.0	ug/L	0.18
1,2-Dibromo-3-chloro-propane	ND	2.0	ug/L	0.67
2-Chloroethyl vinyl ether	ND	5.0	ug/L	0.99
2-Chlorotoluene	ND	1.0	ug/L	0.11
4-Chlorotoluene	ND	1.0	ug/L	0.18
1,2-Dibromoethane	ND	1.0	ug/L	0.24
Dibromomethane	ND	1.0	ug/L	0.28
1,2-Dichlorobenzene	ND	1.0	ug/L	0.13
1,3-Dichlorobenzene	ND	1.0	ug/L	0.14
1,4-Dichlorobenzene	ND	1.0	ug/L	0.13
Dichlorodifluoromethane	ND	1.0	ug/L	0.31
cis-1,2-Dichloroethene	**1.0**	**1.0**	**ug/L**	**0.17**
trans-1,2-Dichloroethene	ND	1.0	ug/L	0.19
1,3-Dichloropropane	ND	1.0	ug/L	0.16
2,2-Dichloropropane	ND	1.0	ug/L	0.13
1,1-Dichloropropene	ND	1.0	ug/L	0.13
Trichlorofluoromethane	ND	1.0	ug/L	0.21
Hexachlorobutadiene	ND	1.0	ug/L	0.30
2-Hexanone	ND	5.0	ug/L	0.41
Isopropylbenzene	ND	1.0	ug/L	0.13
p-Isopropyltoluene	ND	1.0	ug/L	0.12
tert-Butyl alcohol	ND	20	ug/L	3.9
4-Methyl-2-pentanone	ND	5.0	ug/L	0.32
Naphthalene	ND	1.0	ug/L	0.24
n-Propylbenzene	ND	1.0	ug/L	0.14
Styrene	ND	1.0	ug/L	0.11
1,1,1,2-Tetrachloroethane	ND	1.0	ug/L	0.23
1,2,3-Trichlorobenzene	ND	1.0	ug/L	0.17

(Continued on next page)

Tetra Tech NUS, Inc

Client Sample ID: MSA-MW33I-090409

GC/MS Volatiles

Lot-Sample #...: A9I080113-003 **Work Order #...:** LKFMC1AN **Matrix.....:** WG

PARAMETER	RESULT	REPORTING LIMIT	UNITS	MDL
1,2,4-Trichloro-benzene	ND	1.0	ug/L	0.15
1,2,3-Trichloropropane	ND	1.0	ug/L	0.43
1,1,2-Trichloro-1,2,2-trifluoroethane	ND	1.0	ug/L	0.28
1,2,4-Trimethylbenzene	ND	1.0	ug/L	0.12
Vinyl acetate	ND	2.0	ug/L	0.19
o-Xylene	ND	1.0	ug/L	0.14
Xylenes (total)	ND	2.0	ug/L	0.28
Methyl tert-butyl ether	ND	5.0	ug/L	0.17
m-Xylene & p-Xylene	ND	2.0	ug/L	0.24
1,2,3-Trimethylbenzene	ND	5.0	ug/L	0.0059
Diisopropyl Ether (DIPE)	ND	5.0	ug/L	1.5
Ethyl-t-Butyl Ether (ETBE)	ND	5.0	ug/L	0.11
Tert-amyl methyl ether (TAME)	ND	5.0	ug/L	0.067
Benzene	ND	1.0	ug/L	0.13
Bromoform	ND	1.0	ug/L	0.64
Bromomethane	ND	1.0	ug/L	0.41
Carbon tetrachloride	ND	1.0	ug/L	0.13
Chlorobenzene	ND	1.0	ug/L	0.15
Chloroethane	ND	1.0	ug/L	0.29
Chloroform	**3.0**	**1.0**	**ug/L**	**0.16**
Chloromethane	ND	1.0	ug/L	0.30
1,1-Dichloroethane	ND	1.0	ug/L	0.15
1,2-Dichloroethane	ND	1.0	ug/L	0.22
1,1-Dichloroethene	ND	1.0	ug/L	0.19
1,2-Dichloropropane	ND	1.0	ug/L	0.18
cis-1,3-Dichloropropene	ND	1.0	ug/L	0.14
trans-1,3-Dichloropropene	ND	1.0	ug/L	0.19
Ethylbenzene	ND	1.0	ug/L	0.17
Methylene chloride	ND	1.0	ug/L	0.33
1,1,2,2-Tetrachloroethane	ND	1.0	ug/L	0.18
Tetrachloroethene	ND	1.0	ug/L	0.29
Toluene	**0.30 J**	**1.0**	**ug/L**	**0.13**
1,1,1-Trichloroethane	ND	1.0	ug/L	0.22
Trichloroethene	**1.2**	**1.0**	**ug/L**	**0.17**
Vinyl chloride	ND	1.0	ug/L	0.22

SURROGATE	PERCENT RECOVERY	RECOVERY LIMITS
Dibromofluoromethane	88	(73 - 122)
1,2-Dichloroethane-d4	88	(61 - 128)
Toluene-d8	83	(76 - 110)
4-Bromofluorobenzene	85	(74 - 116)

NOTE(S):

J Estimated result. Result is less than RL.

Tetra Tech NUS, Inc

Client Sample ID: MSA-MW33S-090409

GC/MS Volatiles

Lot-Sample #...: A9I080113-004 **Work Order #...:** LKFMD1AN **Matrix.....:** WG
Date Sampled...: 09/04/09 12:30 **Date Received..:** 09/05/09
Prep Date.....: 09/17/09 **Analysis Date..:** 09/17/09
Prep Batch #...: 9261158
Dilution Factor: 66.67 **Initial Wgt/Vol:** 5 mL **Final Wgt/Vol..:** 5 mL
Method.....: SW846 8260B

PARAMETER	RESULT	REPORTING LIMIT	UNITS	MDL
Acetone	ND	330	ug/L	73
Bromobenzene	ND	67	ug/L	8.7
Bromochloromethane	ND	67	ug/L	19
Bromodichloromethane	ND	67	ug/L	10
2-Butanone	ND	330	ug/L	38
n-Butylbenzene	ND	67	ug/L	8.0
sec-Butylbenzene	ND	67	ug/L	8.7
tert-Butylbenzene	ND	67	ug/L	8.7
Carbon disulfide	ND	67	ug/L	8.7
Dibromochloromethane	ND	67	ug/L	12
1,2-Dibromo-3-chloro-propane	ND	130	ug/L	45
2-Chloroethyl vinyl ether	ND	330	ug/L	66
2-Chlorotoluene	ND	67	ug/L	7.3
4-Chlorotoluene	ND	67	ug/L	12
1,2-Dibromoethane	ND	67	ug/L	16
Dibromomethane	ND	67	ug/L	19
1,2-Dichlorobenzene	ND	67	ug/L	8.7
1,3-Dichlorobenzene	ND	67	ug/L	9.3
1,4-Dichlorobenzene	ND	67	ug/L	8.7
Dichlorodifluoromethane	ND	67	ug/L	21
cis-1,2-Dichloroethene	**1200**	**67**	**ug/L**	**11**
trans-1,2-Dichloroethene	ND	67	ug/L	13
1,3-Dichloropropane	ND	67	ug/L	11
2,2-Dichloropropane	ND	67	ug/L	8.7
1,1-Dichloropropene	ND	67	ug/L	8.7
Trichlorofluoromethane	ND	67	ug/L	14
Hexachlorobutadiene	ND	67	ug/L	20
2-Hexanone	ND	330	ug/L	27
Isopropylbenzene	ND	67	ug/L	8.7
p-Isopropyltoluene	ND	67	ug/L	8.0
tert-Butyl alcohol	ND	1300	ug/L	260
4-Methyl-2-pentanone	ND	330	ug/L	21
Naphthalene	ND	67	ug/L	16
n-Propylbenzene	ND	67	ug/L	9.3
Styrene	ND	67	ug/L	7.3
1,1,1,2-Tetrachloroethane	ND	67	ug/L	15
1,2,3-Trichlorobenzene	ND	67	ug/L	11

(Continued on next page)

Tetra Tech NUS, Inc

Client Sample ID: MSA-MW33S-090409

GC/MS Volatiles

Lot-Sample #...: A9I080113-004 **Work Order #...:** LKFMD1AN **Matrix.....:** WG

PARAMETER	RESULT	REPORTING LIMIT	UNITS	MDL
1,2,4-Trichloro-benzene	ND	67	ug/L	10
1,2,3-Trichloropropane	ND	67	ug/L	29
1,1,2-Trichloro-1,2,2-trifluoroethane	ND	67	ug/L	19
1,2,4-Trimethylbenzene	ND	67	ug/L	8.0
Vinyl acetate	ND	130	ug/L	13
o-Xylene	ND	67	ug/L	9.3
Xylenes (total)	ND	130	ug/L	19
Methyl tert-butyl ether	ND	330	ug/L	11
m-Xylene & p-Xylene	ND	130	ug/L	16
1,2,3-Trimethylbenzene	ND	330	ug/L	0.39
Diisopropyl Ether (DIPE)	ND	330	ug/L	100
Ethyl-t-Butyl Ether (ETBE)	ND	330	ug/L	7.3
Tert-amyl methyl ether (TAME)	ND	330	ug/L	4.5
Benzene	**36 J**	**67**	**ug/L**	**8.7**
Bromoform	ND	67	ug/L	43
Bromomethane	ND	67	ug/L	27
Carbon tetrachloride	ND	67	ug/L	8.7
Chlorobenzene	ND	67	ug/L	10
Chloroethane	ND	67	ug/L	19
Chloroform	ND	67	ug/L	11
Chloromethane	ND	67	ug/L	20
1,1-Dichloroethane	ND	67	ug/L	10
1,2-Dichloroethane	ND	67	ug/L	15
1,1-Dichloroethene	ND	67	ug/L	13
1,2-Dichloropropane	ND	67	ug/L	12
cis-1,3-Dichloropropene	ND	67	ug/L	9.3
trans-1,3-Dichloropropene	ND	67	ug/L	13
Ethylbenzene	ND	67	ug/L	11
Methylene chloride	ND	67	ug/L	22
1,1,2,2-Tetrachloroethane	ND	67	ug/L	12
Tetrachloroethene	ND	67	ug/L	19
Toluene	ND	67	ug/L	8.7
1,1,1-Trichloroethane	ND	67	ug/L	15
Trichloroethene	**1500**	**67**	**ug/L**	**11**
Vinyl chloride	**140**	**67**	**ug/L**	**15**

SURROGATE	PERCENT RECOVERY	RECOVERY LIMITS
Dibromofluoromethane	85	(73 - 122)
1,2-Dichloroethane-d4	87	(61 - 128)
Toluene-d8	84	(76 - 110)
4-Bromofluorobenzene	85	(74 - 116)

NOTE(S):

J Estimated result. Result is less than RL.

Tetra Tech NUS, Inc

Client Sample ID: MSA-MW34I-090409

GC/MS Volatiles

Lot-Sample #...: A9I080113-001 **Work Order #...:** LKFL31AC **Matrix.....:** WG
Date Sampled...: 09/04/09 11:05 **Date Received..:** 09/05/09
Prep Date.....: 09/17/09 **Analysis Date..:** 09/17/09
Prep Batch #...: 9261158
Dilution Factor: 1 **Initial Wgt/Vol:** 5 mL **Final Wgt/Vol..:** 5 mL
Method.....: SW846 8260B

PARAMETER	RESULT	REPORTING LIMIT	UNITS	MDL
Acetone	**1.7 J**	**5.0**	**ug/L**	**1.1**
Bromobenzene	ND	1.0	ug/L	0.13
Bromochloromethane	ND	1.0	ug/L	0.29
Bromodichloromethane	ND	1.0	ug/L	0.15
2-Butanone	ND	5.0	ug/L	0.57
n-Butylbenzene	ND	1.0	ug/L	0.12
sec-Butylbenzene	ND	1.0	ug/L	0.13
tert-Butylbenzene	ND	1.0	ug/L	0.13
Carbon disulfide	**0.65 J**	**1.0**	**ug/L**	**0.13**
Dibromochloromethane	ND	1.0	ug/L	0.18
1,2-Dibromo-3-chloro-propane	ND	2.0	ug/L	0.67
2-Chloroethyl vinyl ether	ND	5.0	ug/L	0.99
2-Chlorotoluene	ND	1.0	ug/L	0.11
4-Chlorotoluene	ND	1.0	ug/L	0.18
1,2-Dibromoethane	ND	1.0	ug/L	0.24
Dibromomethane	ND	1.0	ug/L	0.28
1,2-Dichlorobenzene	ND	1.0	ug/L	0.13
1,3-Dichlorobenzene	ND	1.0	ug/L	0.14
1,4-Dichlorobenzene	ND	1.0	ug/L	0.13
Dichlorodifluoromethane	ND	1.0	ug/L	0.31
cis-1,2-Dichloroethene	**1.5**	**1.0**	**ug/L**	**0.17**
trans-1,2-Dichloroethene	ND	1.0	ug/L	0.19
1,3-Dichloropropane	ND	1.0	ug/L	0.16
2,2-Dichloropropane	ND	1.0	ug/L	0.13
1,1-Dichloropropene	ND	1.0	ug/L	0.13
Trichlorofluoromethane	ND	1.0	ug/L	0.21
Hexachlorobutadiene	ND	1.0	ug/L	0.30
2-Hexanone	ND	5.0	ug/L	0.41
Isopropylbenzene	ND	1.0	ug/L	0.13
p-Isopropyltoluene	ND	1.0	ug/L	0.12
tert-Butyl alcohol	ND	20	ug/L	3.9
4-Methyl-2-pentanone	ND	5.0	ug/L	0.32
Naphthalene	ND	1.0	ug/L	0.24
n-Propylbenzene	ND	1.0	ug/L	0.14
Styrene	ND	1.0	ug/L	0.11
1,1,1,2-Tetrachloroethane	ND	1.0	ug/L	0.23
1,2,3-Trichlorobenzene	ND	1.0	ug/L	0.17

(Continued on next page)

Tetra Tech NUS, Inc

Client Sample ID: MSA-MW34I-090409

GC/MS Volatiles

Lot-Sample #...: A9I080113-001 **Work Order #...:** LKFL31AC **Matrix.....:** WG

PARAMETER	RESULT	REPORTING LIMIT	UNITS	MDL
1,2,4-Trichloro-benzene	ND	1.0	ug/L	0.15
1,2,3-Trichloropropane	ND	1.0	ug/L	0.43
1,1,2-Trichloro-1,2,2-trifluoroethane	ND	1.0	ug/L	0.28
1,2,4-Trimethylbenzene	ND	1.0	ug/L	0.12
Vinyl acetate	ND	2.0	ug/L	0.19
o-Xylene	**2.5**	**1.0**	**ug/L**	**0.14**
Xylenes (total)	**21**	**2.0**	**ug/L**	**0.28**
Methyl tert-butyl ether	ND	5.0	ug/L	0.17
m-Xylene & p-Xylene	**19**	**2.0**	**ug/L**	**0.24**
1,2,3-Trimethylbenzene	ND	5.0	ug/L	0.0059
Diisopropyl Ether (DIPE)	ND	5.0	ug/L	1.5
Ethyl-t-Butyl Ether (ETBE)	ND	5.0	ug/L	0.11
Tert-amyl methyl ether (TAME)	ND	5.0	ug/L	0.067
Benzene	**1.2**	**1.0**	**ug/L**	**0.13**
Bromoform	ND	1.0	ug/L	0.64
Bromomethane	ND	1.0	ug/L	0.41
Carbon tetrachloride	ND	1.0	ug/L	0.13
Chlorobenzene	ND	1.0	ug/L	0.15
Chloroethane	ND	1.0	ug/L	0.29
Chloroform	**1.1**	**1.0**	**ug/L**	**0.16**
Chloromethane	ND	1.0	ug/L	0.30
1,1-Dichloroethane	ND	1.0	ug/L	0.15
1,2-Dichloroethane	**0.80 J**	**1.0**	**ug/L**	**0.22**
1,1-Dichloroethene	ND	1.0	ug/L	0.19
1,2-Dichloropropane	ND	1.0	ug/L	0.18
cis-1,3-Dichloropropene	ND	1.0	ug/L	0.14
trans-1,3-Dichloropropene	ND	1.0	ug/L	0.19
Ethylbenzene	ND	1.0	ug/L	0.17
Methylene chloride	ND	1.0	ug/L	0.33
1,1,2,2-Tetrachloroethane	ND	1.0	ug/L	0.18
Tetrachloroethene	ND	1.0	ug/L	0.29
Toluene	ND	1.0	ug/L	0.13
1,1,1-Trichloroethane	ND	1.0	ug/L	0.22
Trichloroethene	ND	1.0	ug/L	0.17
Vinyl chloride	**15**	**1.0**	**ug/L**	**0.22**

SURROGATE	PERCENT RECOVERY	RECOVERY LIMITS
Dibromofluoromethane	85	(73 - 122)
1,2-Dichloroethane-d4	85	(61 - 128)
Toluene-d8	85	(76 - 110)
4-Bromofluorobenzene	94	(74 - 116)

NOTE(S):

J Estimated result. Result is less than RL.

Tetra Tech NUS, Inc

Client Sample ID: MSA-MW34S-090409

GC/MS Volatiles

Lot-Sample #...: A9I080113-002 **Work Order #...:** LKFL91AN **Matrix.....:** WG
Date Sampled...: 09/04/09 09:45 **Date Received..:** 09/05/09
Prep Date.....: 09/17/09 **Analysis Date..:** 09/17/09
Prep Batch #...: 9261158
Dilution Factor: 1 **Initial Wgt/Vol:** 5 mL **Final Wgt/Vol..:** 5 mL
Method.....: SW846 8260B

PARAMETER	RESULT	REPORTING LIMIT	UNITS	MDL
Acetone	**3.8 J**	**5.0**	**ug/L**	**1.1**
Bromobenzene	ND	1.0	ug/L	0.13
Bromochloromethane	ND	1.0	ug/L	0.29
Bromodichloromethane	ND	1.0	ug/L	0.15
2-Butanone	ND	5.0	ug/L	0.57
n-Butylbenzene	ND	1.0	ug/L	0.12
sec-Butylbenzene	ND	1.0	ug/L	0.13
tert-Butylbenzene	ND	1.0	ug/L	0.13
Carbon disulfide	**0.65 J**	**1.0**	**ug/L**	**0.13**
Dibromochloromethane	ND	1.0	ug/L	0.18
1,2-Dibromo-3-chloro-propane	ND	2.0	ug/L	0.67
2-Chloroethyl vinyl ether	ND	5.0	ug/L	0.99
2-Chlorotoluene	ND	1.0	ug/L	0.11
4-Chlorotoluene	ND	1.0	ug/L	0.18
1,2-Dibromoethane	ND	1.0	ug/L	0.24
Dibromomethane	ND	1.0	ug/L	0.28
1,2-Dichlorobenzene	ND	1.0	ug/L	0.13
1,3-Dichlorobenzene	ND	1.0	ug/L	0.14
1,4-Dichlorobenzene	ND	1.0	ug/L	0.13
Dichlorodifluoromethane	ND	1.0	ug/L	0.31
cis-1,2-Dichloroethene	**1.5**	**1.0**	**ug/L**	**0.17**
trans-1,2-Dichloroethene	ND	1.0	ug/L	0.19
1,3-Dichloropropane	ND	1.0	ug/L	0.16
2,2-Dichloropropane	ND	1.0	ug/L	0.13
1,1-Dichloropropene	ND	1.0	ug/L	0.13
Trichlorofluoromethane	ND	1.0	ug/L	0.21
Hexachlorobutadiene	ND	1.0	ug/L	0.30
2-Hexanone	ND	5.0	ug/L	0.41
Isopropylbenzene	ND	1.0	ug/L	0.13
p-Isopropyltoluene	ND	1.0	ug/L	0.12
tert-Butyl alcohol	ND	20	ug/L	3.9
4-Methyl-2-pentanone	ND	5.0	ug/L	0.32
Naphthalene	ND	1.0	ug/L	0.24
n-Propylbenzene	ND	1.0	ug/L	0.14
Styrene	ND	1.0	ug/L	0.11
1,1,1,2-Tetrachloroethane	ND	1.0	ug/L	0.23
1,2,3-Trichlorobenzene	ND	1.0	ug/L	0.17

(Continued on next page)

Tetra Tech NUS, Inc

Client Sample ID: MSA-MW34S-090409

GC/MS Volatiles

Lot-Sample #...: A9I080113-002 **Work Order #...:** LKFL91AN **Matrix.....:** WG

PARAMETER	RESULT	REPORTING LIMIT	UNITS	MDL
1,2,4-Trichloro-benzene	ND	1.0	ug/L	0.15
1,2,3-Trichloropropane	ND	1.0	ug/L	0.43
1,1,2-Trichloro-1,2,2-trifluoroethane	ND	1.0	ug/L	0.28
1,2,4-Trimethylbenzene	ND	1.0	ug/L	0.12
Vinyl acetate	ND	2.0	ug/L	0.19
o-Xylene	ND	1.0	ug/L	0.14
Xylenes (total)	ND	2.0	ug/L	0.28
Methyl tert-butyl ether	ND	5.0	ug/L	0.17
m-Xylene & p-Xylene	ND	2.0	ug/L	0.24
1,2,3-Trimethylbenzene	ND	5.0	ug/L	0.0059
Diisopropyl Ether (DIPE)	ND	5.0	ug/L	1.5
Ethyl-t-Butyl Ether (ETBE)	ND	5.0	ug/L	0.11
Tert-amyl methyl ether (TAME)	ND	5.0	ug/L	0.067
Benzene	ND	1.0	ug/L	0.13
Bromoform	ND	1.0	ug/L	0.64
Bromomethane	ND	1.0	ug/L	0.41
Carbon tetrachloride	ND	1.0	ug/L	0.13
Chlorobenzene	ND	1.0	ug/L	0.15
Chloroethane	ND	1.0	ug/L	0.29
Chloroform	**2.4**	**1.0**	**ug/L**	**0.16**
Chloromethane	**0.31 J**	**1.0**	**ug/L**	**0.30**
1,1-Dichloroethane	ND	1.0	ug/L	0.15
1,2-Dichloroethane	**0.26 J**	**1.0**	**ug/L**	**0.22**
1,1-Dichloroethene	ND	1.0	ug/L	0.19
1,2-Dichloropropane	ND	1.0	ug/L	0.18
cis-1,3-Dichloropropene	ND	1.0	ug/L	0.14
trans-1,3-Dichloropropene	ND	1.0	ug/L	0.19
Ethylbenzene	ND	1.0	ug/L	0.17
Methylene chloride	ND	1.0	ug/L	0.33
1,1,2,2-Tetrachloroethane	ND	1.0	ug/L	0.18
Tetrachloroethene	ND	1.0	ug/L	0.29
Toluene	ND	1.0	ug/L	0.13
1,1,1-Trichloroethane	ND	1.0	ug/L	0.22
Trichloroethene	ND	1.0	ug/L	0.17
Vinyl chloride	**1.7**	**1.0**	**ug/L**	**0.22**

SURROGATE	PERCENT RECOVERY	RECOVERY LIMITS
Dibromofluoromethane	86	(73 - 122)
1,2-Dichloroethane-d4	86	(61 - 128)
Toluene-d8	85	(76 - 110)
4-Bromofluorobenzene	87	(74 - 116)

NOTE(S):

J Estimated result. Result is less than RL.

Tetra Tech NUS, Inc

Client Sample ID: TB-090409-01

GC/MS Volatiles

Lot-Sample #...: A9I080113-005 **Work Order #...:** LKFME1AA **Matrix.....:** WQ
Date Sampled...: 09/04/09 **Date Received..:** 09/05/09
Prep Date.....: 09/17/09 **Analysis Date..:** 09/17/09
Prep Batch #...: 9261158
Dilution Factor: 1 **Initial Wgt/Vol:** 5 mL **Final Wgt/Vol..:** 5 mL
Method.....: SW846 8260B

PARAMETER	RESULT	REPORTING LIMIT	UNITS	MDL
Acetone	**2.5 J**	**5.0**	**ug/L**	**1.1**
Bromobenzene	ND	1.0	ug/L	0.13
Bromochloromethane	ND	1.0	ug/L	0.29
Bromodichloromethane	ND	1.0	ug/L	0.15
2-Butanone	ND	5.0	ug/L	0.57
n-Butylbenzene	ND	1.0	ug/L	0.12
sec-Butylbenzene	ND	1.0	ug/L	0.13
tert-Butylbenzene	ND	1.0	ug/L	0.13
Carbon disulfide	ND	1.0	ug/L	0.13
Dibromochloromethane	ND	1.0	ug/L	0.18
1,2-Dibromo-3-chloro-propane	ND	2.0	ug/L	0.67
2-Chloroethyl vinyl ether	ND	5.0	ug/L	0.99
2-Chlorotoluene	ND	1.0	ug/L	0.11
4-Chlorotoluene	ND	1.0	ug/L	0.18
1,2-Dibromoethane	ND	1.0	ug/L	0.24
Dibromomethane	ND	1.0	ug/L	0.28
1,2-Dichlorobenzene	ND	1.0	ug/L	0.13
1,3-Dichlorobenzene	ND	1.0	ug/L	0.14
1,4-Dichlorobenzene	ND	1.0	ug/L	0.13
Dichlorodifluoromethane	ND	1.0	ug/L	0.31
cis-1,2-Dichloroethene	ND	1.0	ug/L	0.17
trans-1,2-Dichloroethene	ND	1.0	ug/L	0.19
1,3-Dichloropropane	ND	1.0	ug/L	0.16
2,2-Dichloropropane	ND	1.0	ug/L	0.13
1,1-Dichloropropene	ND	1.0	ug/L	0.13
Trichlorofluoromethane	ND	1.0	ug/L	0.21
Hexachlorobutadiene	ND	1.0	ug/L	0.30
2-Hexanone	ND	5.0	ug/L	0.41
Isopropylbenzene	ND	1.0	ug/L	0.13
p-Isopropyltoluene	ND	1.0	ug/L	0.12
tert-Butyl alcohol	ND	20	ug/L	3.9
4-Methyl-2-pentanone	ND	5.0	ug/L	0.32
Naphthalene	ND	1.0	ug/L	0.24
n-Propylbenzene	ND	1.0	ug/L	0.14
Styrene	ND	1.0	ug/L	0.11
1,1,1,2-Tetrachloroethane	ND	1.0	ug/L	0.23
1,2,3-Trichlorobenzene	ND	1.0	ug/L	0.17

(Continued on next page)

Tetra Tech NUS, Inc

Client Sample ID: TB-090409-01

GC/MS Volatiles

Lot-Sample #...: A9I080113-005 **Work Order #...:** LKFME1AA **Matrix.....:** WQ

PARAMETER	RESULT	REPORTING LIMIT	UNITS	MDL
1,2,4-Trichloro-benzene	ND	1.0	ug/L	0.15
1,2,3-Trichloropropane	ND	1.0	ug/L	0.43
1,1,2-Trichloro-1,2,2-trifluoroethane	ND	1.0	ug/L	0.28
1,2,4-Trimethylbenzene	ND	1.0	ug/L	0.12
Vinyl acetate	ND	2.0	ug/L	0.19
o-Xylene	ND	1.0	ug/L	0.14
Xylenes (total)	ND	2.0	ug/L	0.28
Methyl tert-butyl ether	ND	5.0	ug/L	0.17
m-Xylene & p-Xylene	ND	2.0	ug/L	0.24
1,2,3-Trimethylbenzene	ND	5.0	ug/L	0.0059
Diisopropyl Ether (DIPE)	ND	5.0	ug/L	1.5
Ethyl-t-Butyl Ether (ETBE)	ND	5.0	ug/L	0.11
Tert-amyl methyl ether (TAME)	ND	5.0	ug/L	0.067
Benzene	ND	1.0	ug/L	0.13
Bromoform	ND	1.0	ug/L	0.64
Bromomethane	ND	1.0	ug/L	0.41
Carbon tetrachloride	ND	1.0	ug/L	0.13
Chlorobenzene	ND	1.0	ug/L	0.15
Chloroethane	ND	1.0	ug/L	0.29
Chloroform	ND	1.0	ug/L	0.16
Chloromethane	ND	1.0	ug/L	0.30
1,1-Dichloroethane	ND	1.0	ug/L	0.15
1,2-Dichloroethane	ND	1.0	ug/L	0.22
1,1-Dichloroethene	ND	1.0	ug/L	0.19
1,2-Dichloropropane	ND	1.0	ug/L	0.18
cis-1,3-Dichloropropene	ND	1.0	ug/L	0.14
trans-1,3-Dichloropropene	ND	1.0	ug/L	0.19
Ethylbenzene	ND	1.0	ug/L	0.17
Methylene chloride	ND	1.0	ug/L	0.33
1,1,2,2-Tetrachloroethane	ND	1.0	ug/L	0.18
Tetrachloroethene	ND	1.0	ug/L	0.29
Toluene	ND	1.0	ug/L	0.13
1,1,1-Trichloroethane	ND	1.0	ug/L	0.22
Trichloroethene	ND	1.0	ug/L	0.17
Vinyl chloride	ND	1.0	ug/L	0.22

SURROGATE	PERCENT RECOVERY	RECOVERY LIMITS
Dibromofluoromethane	85	(73 - 122)
1,2-Dichloroethane-d4	87	(61 - 128)
Toluene-d8	84	(76 - 110)
4-Bromofluorobenzene	85	(74 - 116)

NOTE(S):

J Estimated result. Result is less than RL.

Tetra Tech NUS, Inc

Client Sample ID: MSA-MW32I-090409

GC/MS Semivolatiles

Lot-Sample #...: A9I080113-007 **Work Order #...:** LKFMJ1AM **Matrix.....:** WG
Date Sampled...: 09/04/09 12:19 **Date Received..:** 09/05/09
Prep Date.....: 09/08/09 **Analysis Date..:** 09/10/09
Prep Batch #...: 9251241
Dilution Factor: 1 **Initial Wgt/Vol:** 1040 mL **Final Wgt/Vol..:** 2 mL
Method.....: SW846 8270C

PARAMETER	RESULT	REPORTING LIMIT	UNITS	MDL
1,4-Dioxane	ND	1.0	ug/L	0.49
Benzaldehyde	ND	1.0	ug/L	0.39
Caprolactam	ND	5.0	ug/L	0.80
1,1'-Biphenyl	ND	1.0	ug/L	0.80
N-Nitrosodimethylamine	ND	1.0	ug/L	0.31
Acetophenone	ND	1.0	ug/L	0.34
Atrazine	ND	1.0	ug/L	0.34
Phenol	ND	1.0	ug/L	0.60
bis(2-Chloroethyl)-ether	ND	1.0	ug/L	0.10
2-Chlorophenol	ND	1.0	ug/L	0.29
2-Methylphenol	ND	1.0	ug/L	0.80
2,2'-oxybis(1-Chloro-propane)	ND	1.0	ug/L	0.40
4-Methylphenol	ND	1.0	ug/L	0.80
N-Nitrosodi-n-propyl-amine	ND	1.0	ug/L	0.80
Hexachloroethane	ND	1.0	ug/L	0.80
Nitrobenzene	ND	1.0	ug/L	0.040
Isophorone	ND	1.0	ug/L	0.27
2-Nitrophenol	ND	2.0	ug/L	0.28
2,4-Dimethylphenol	ND	2.0	ug/L	0.80
bis(2-Chloroethoxy) methane	ND	1.0	ug/L	0.32
2,4-Dichlorophenol	ND	2.0	ug/L	0.80
Naphthalene	ND	0.20	ug/L	0.10
4-Chloroaniline	ND	2.0	ug/L	0.80
Hexachlorobutadiene	ND	1.0	ug/L	0.27
4-Chloro-3-methylphenol	ND	2.0	ug/L	0.80
2-Methylnaphthalene	ND	0.20	ug/L	0.10
Hexachlorocyclopenta-diene	ND	10	ug/L	0.80
2,4,6-Trichloro-phenol	ND	5.0	ug/L	0.80
2,4,5-Trichloro-phenol	ND	5.0	ug/L	0.30
2-Chloronaphthalene	ND	1.0	ug/L	0.10
2-Nitroaniline	ND	2.0	ug/L	0.80

(Continued on next page)

Tetra Tech NUS, Inc

Client Sample ID: MSA-MW32I-090409

GC/MS Semivolatiles

Lot-Sample #...: A9I080113-007 **Work Order #...:** LKFMJ1AM **Matrix.....:** WG

PARAMETER	RESULT	REPORTING LIMIT	UNITS	MDL
Dimethyl phthalate	ND	1.0	ug/L	0.29
Acenaphthylene	ND	0.20	ug/L	0.10
2,6-Dinitrotoluene	ND	5.0	ug/L	0.80
3-Nitroaniline	ND	2.0	ug/L	0.28
Acenaphthene	ND	0.20	ug/L	0.10
2,4-Dinitrophenol	ND	5.0	ug/L	2.4
4-Nitrophenol	ND	5.0	ug/L	2.4
Dibenzofuran	ND	1.0	ug/L	0.10
2,4-Dinitrotoluene	ND	5.0	ug/L	0.27
Diethyl phthalate	ND	1.0	ug/L	0.60
4-Chlorophenyl phenyl ether	ND	2.0	ug/L	0.30
Fluorene	ND	0.20	ug/L	0.10
4-Nitroaniline	ND	2.0	ug/L	0.80
4,6-Dinitro-2-methylphenol	ND	5.0	ug/L	2.4
N-Nitrosodiphenylamine	ND	1.0	ug/L	0.31
4-Bromophenyl phenyl ether	ND	2.0	ug/L	0.80
Hexachlorobenzene	ND	0.20	ug/L	0.10
Pentachlorophenol	ND	5.0	ug/L	2.4
Phenanthrene	ND	0.20	ug/L	0.10
Anthracene	ND	0.20	ug/L	0.10
Carbazole	ND	1.0	ug/L	0.28
Di-n-butyl phthalate	ND	1.0	ug/L	0.67
Fluoranthene	ND	0.20	ug/L	0.10
Pyrene	ND	0.20	ug/L	0.10
Butyl benzyl phthalate	ND	1.0	ug/L	0.80
3,3'-Dichlorobenzidine	ND	5.0	ug/L	0.37
Benzo(a)anthracene	ND	0.20	ug/L	0.10
Chrysene	ND	0.20	ug/L	0.10
bis(2-Ethylhexyl) phthalate	ND	2.0	ug/L	0.80
Di-n-octyl phthalate	ND	1.0	ug/L	0.80
Benzo(b)fluoranthene	ND	0.20	ug/L	0.10
Benzo(k)fluoranthene	ND	0.20	ug/L	0.10
Benzo(a)pyrene	ND	0.20	ug/L	0.10
Indeno(1,2,3-cd)pyrene	ND	0.20	ug/L	0.10
Dibenz(a,h)anthracene	ND	0.20	ug/L	0.10
Benzo(ghi)perylene	ND	0.20	ug/L	0.10

(Continued on next page)

Tetra Tech NUS, Inc

Client Sample ID: MSA-MW32I-090409

GC/MS Semivolatiles

Lot-Sample #...: A9I080113-007 **Work Order #...:** LKFMJ1AM **Matrix.....:** WG

SURROGATE	PERCENT RECOVERY	RECOVERY LIMITS
Nitrobenzene-d5	74	(27 - 111)
2-Fluorobiphenyl	65	(28 - 110)
Terphenyl-d14	84	(37 - 119)
Phenol-d5	28	(10 - 110)
2-Fluorophenol	45	(10 - 110)
2,4,6-Tribromophenol	76	(22 - 120)

Tetra Tech NUS, Inc

Client Sample ID: MSA-MW32S-090409

GC/MS Semivolatiles

Lot-Sample #...: A9I080113-006 **Work Order #...:** LKFMG1AM **Matrix.....:** WG
Date Sampled...: 09/04/09 10:49 **Date Received..:** 09/05/09
Prep Date.....: 09/08/09 **Analysis Date..:** 09/10/09
Prep Batch #...: 9251241
Dilution Factor: 1 **Initial Wgt/Vol:** 1040 mL **Final Wgt/Vol..:** 2 mL
Method.....: SW846 8270C

PARAMETER	RESULT	REPORTING LIMIT	UNITS	MDL
1,4-Dioxane	ND	1.0	ug/L	0.49
Benzaldehyde	ND	1.0	ug/L	0.39
Caprolactam	ND	5.0	ug/L	0.80
1,1'-Biphenyl	ND	1.0	ug/L	0.80
N-Nitrosodimethylamine	ND	1.0	ug/L	0.31
Acetophenone	ND	1.0	ug/L	0.34
Atrazine	ND	1.0	ug/L	0.34
Phenol	ND	1.0	ug/L	0.60
bis(2-Chloroethyl)-ether	ND	1.0	ug/L	0.10
2-Chlorophenol	ND	1.0	ug/L	0.29
2-Methylphenol	ND	1.0	ug/L	0.80
2,2'-oxybis(1-Chloro-propane)	ND	1.0	ug/L	0.40
4-Methylphenol	ND	1.0	ug/L	0.80
N-Nitrosodi-n-propyl-amine	ND	1.0	ug/L	0.80
Hexachloroethane	ND	1.0	ug/L	0.80
Nitrobenzene	ND	1.0	ug/L	0.040
Isophorone	ND	1.0	ug/L	0.27
2-Nitrophenol	ND	2.0	ug/L	0.28
2,4-Dimethylphenol	ND	2.0	ug/L	0.80
bis(2-Chloroethoxy) methane	ND	1.0	ug/L	0.32
2,4-Dichlorophenol	ND	2.0	ug/L	0.80
Naphthalene	ND	0.20	ug/L	0.10
4-Chloroaniline	ND	2.0	ug/L	0.80
Hexachlorobutadiene	ND	1.0	ug/L	0.27
4-Chloro-3-methylphenol	ND	2.0	ug/L	0.80
2-Methylnaphthalene	ND	0.20	ug/L	0.10
Hexachlorocyclopenta-diene	ND	10	ug/L	0.80
2,4,6-Trichloro-phenol	ND	5.0	ug/L	0.80
2,4,5-Trichloro-phenol	ND	5.0	ug/L	0.30
2-Chloronaphthalene	ND	1.0	ug/L	0.10
2-Nitroaniline	ND	2.0	ug/L	0.80

(Continued on next page)

Tetra Tech NUS, Inc

Client Sample ID: MSA-MW32S-090409

GC/MS Semivolatiles

Lot-Sample #...: A9I080113-006 **Work Order #...:** LKFMG1AM **Matrix.....:** WG

PARAMETER	RESULT	REPORTING LIMIT	UNITS	MDL
Dimethyl phthalate	ND	1.0	ug/L	0.29
Acenaphthylene	ND	0.20	ug/L	0.10
2,6-Dinitrotoluene	ND	5.0	ug/L	0.80
3-Nitroaniline	ND	2.0	ug/L	0.28
Acenaphthene	ND	0.20	ug/L	0.10
2,4-Dinitrophenol	ND	5.0	ug/L	2.4
4-Nitrophenol	ND	5.0	ug/L	2.4
Dibenzofuran	ND	1.0	ug/L	0.10
2,4-Dinitrotoluene	ND	5.0	ug/L	0.27
Diethyl phthalate	ND	1.0	ug/L	0.60
4-Chlorophenyl phenyl ether	ND	2.0	ug/L	0.30
Fluorene	ND	0.20	ug/L	0.10
4-Nitroaniline	ND	2.0	ug/L	0.80
4,6-Dinitro-2-methylphenol	ND	5.0	ug/L	2.4
N-Nitrosodiphenylamine	ND	1.0	ug/L	0.31
4-Bromophenyl phenyl ether	ND	2.0	ug/L	0.80
Hexachlorobenzene	ND	0.20	ug/L	0.10
Pentachlorophenol	ND	5.0	ug/L	2.4
Phenanthrene	ND	0.20	ug/L	0.10
Anthracene	ND	0.20	ug/L	0.10
Carbazole	ND	1.0	ug/L	0.28
Di-n-butyl phthalate	ND	1.0	ug/L	0.67
Fluoranthene	ND	0.20	ug/L	0.10
Pyrene	ND	0.20	ug/L	0.10
Butyl benzyl phthalate	ND	1.0	ug/L	0.80
3,3'-Dichlorobenzidine	ND	5.0	ug/L	0.37
Benzo(a)anthracene	ND	0.20	ug/L	0.10
Chrysene	ND	0.20	ug/L	0.10
bis(2-Ethylhexyl) phthalate	ND	2.0	ug/L	0.80
Di-n-octyl phthalate	ND	1.0	ug/L	0.80
Benzo(b)fluoranthene	ND	0.20	ug/L	0.10
Benzo(k)fluoranthene	ND	0.20	ug/L	0.10
Benzo(a)pyrene	ND	0.20	ug/L	0.10
Indeno(1,2,3-cd)pyrene	ND	0.20	ug/L	0.10
Dibenz(a,h)anthracene	ND	0.20	ug/L	0.10
Benzo(ghi)perylene	ND	0.20	ug/L	0.10

(Continued on next page)

Tetra Tech NUS, Inc

Client Sample ID: MSA-MW32S-090409

GC/MS Semivolatiles

Lot-Sample #...: A9I080113-006 **Work Order #...:** LKFMG1AM **Matrix.....:** WG

SURROGATE	PERCENT RECOVERY	RECOVERY LIMITS
Nitrobenzene-d5	72	(27 - 111)
2-Fluorobiphenyl	67	(28 - 110)
Terphenyl-d14	85	(37 - 119)
Phenol-d5	24	(10 - 110)
2-Fluorophenol	41	(10 - 110)
2,4,6-Tribromophenol	76	(22 - 120)

Tetra Tech NUS, Inc

Client Sample ID: MSA-MW33I-090409

GC/MS Semivolatiles

Lot-Sample #...: A9I080113-003 **Work Order #...:** LKFMC1AM **Matrix.....:** WG
Date Sampled...: 09/04/09 14:05 **Date Received..:** 09/05/09
Prep Date.....: 09/08/09 **Analysis Date..:** 09/10/09
Prep Batch #...: 9251241
Dilution Factor: 1 **Initial Wgt/Vol:** 1020 mL **Final Wgt/Vol..:** 2 mL
Method.....: SW846 8270C

PARAMETER	RESULT	REPORTING LIMIT	UNITS	MDL
1,4-Dioxane	ND	1.0	ug/L	0.49
Benzaldehyde	ND	1.0	ug/L	0.39
Caprolactam	ND	5.0	ug/L	0.80
1,1'-Biphenyl	ND	1.0	ug/L	0.80
N-Nitrosodimethylamine	ND	1.0	ug/L	0.31
Acetophenone	ND	1.0	ug/L	0.34
Atrazine	ND	1.0	ug/L	0.34
Phenol	ND	1.0	ug/L	0.60
bis(2-Chloroethyl)-ether	ND	1.0	ug/L	0.10
2-Chlorophenol	ND	1.0	ug/L	0.29
2-Methylphenol	ND	1.0	ug/L	0.80
2,2'-oxybis(1-Chloro-propane)	ND	1.0	ug/L	0.40
4-Methylphenol	ND	1.0	ug/L	0.80
N-Nitrosodi-n-propyl-amine	ND	1.0	ug/L	0.80
Hexachloroethane	ND	1.0	ug/L	0.80
Nitrobenzene	ND	1.0	ug/L	0.040
Isophorone	ND	1.0	ug/L	0.27
2-Nitrophenol	ND	2.0	ug/L	0.28
2,4-Dimethylphenol	ND	2.0	ug/L	0.80
bis(2-Chloroethoxy) methane	ND	1.0	ug/L	0.32
2,4-Dichlorophenol	ND	2.0	ug/L	0.80
Naphthalene	ND	0.20	ug/L	0.10
4-Chloroaniline	ND	2.0	ug/L	0.80
Hexachlorobutadiene	ND	1.0	ug/L	0.27
4-Chloro-3-methylphenol	ND	2.0	ug/L	0.80
2-Methylnaphthalene	ND	0.20	ug/L	0.10
Hexachlorocyclopenta-diene	ND	10	ug/L	0.80
2,4,6-Trichloro-phenol	ND	5.0	ug/L	0.80
2,4,5-Trichloro-phenol	ND	5.0	ug/L	0.30
2-Chloronaphthalene	ND	1.0	ug/L	0.10
2-Nitroaniline	ND	2.0	ug/L	0.80

(Continued on next page)

Tetra Tech NUS, Inc

Client Sample ID: MSA-MW33I-090409

GC/MS Semivolatiles

Lot-Sample #...: A9I080113-003 **Work Order #...:** LKFMC1AM **Matrix.....:** WG

PARAMETER	RESULT	REPORTING LIMIT	UNITS	MDL
Dimethyl phthalate	ND	1.0	ug/L	0.29
Acenaphthylene	ND	0.20	ug/L	0.10
2,6-Dinitrotoluene	ND	5.0	ug/L	0.80
3-Nitroaniline	ND	2.0	ug/L	0.28
Acenaphthene	ND	0.20	ug/L	0.10
2,4-Dinitrophenol	ND	5.0	ug/L	2.4
4-Nitrophenol	ND	5.0	ug/L	2.4
Dibenzofuran	ND	1.0	ug/L	0.10
2,4-Dinitrotoluene	ND	5.0	ug/L	0.27
Diethyl phthalate	ND	1.0	ug/L	0.60
4-Chlorophenyl phenyl ether	ND	2.0	ug/L	0.30
Fluorene	ND	0.20	ug/L	0.10
4-Nitroaniline	ND	2.0	ug/L	0.80
4,6-Dinitro-2-methylphenol	ND	5.0	ug/L	2.4
N-Nitrosodiphenylamine	ND	1.0	ug/L	0.31
4-Bromophenyl phenyl ether	ND	2.0	ug/L	0.80
Hexachlorobenzene	ND	0.20	ug/L	0.10
Pentachlorophenol	ND	5.0	ug/L	2.4
Phenanthrene	ND	0.20	ug/L	0.10
Anthracene	ND	0.20	ug/L	0.10
Carbazole	ND	1.0	ug/L	0.28
Di-n-butyl phthalate	ND	1.0	ug/L	0.67
Fluoranthene	ND	0.20	ug/L	0.10
Pyrene	ND	0.20	ug/L	0.10
Butyl benzyl phthalate	ND	1.0	ug/L	0.80
3,3'-Dichlorobenzidine	ND	5.0	ug/L	0.37
Benzo(a)anthracene	ND	0.20	ug/L	0.10
Chrysene	ND	0.20	ug/L	0.10
bis(2-Ethylhexyl) phthalate	ND	2.0	ug/L	0.80
Di-n-octyl phthalate	ND	1.0	ug/L	0.80
Benzo(b)fluoranthene	ND	0.20	ug/L	0.10
Benzo(k)fluoranthene	ND	0.20	ug/L	0.10
Benzo(a)pyrene	ND	0.20	ug/L	0.10
Indeno(1,2,3-cd)pyrene	ND	0.20	ug/L	0.10
Dibenz(a,h)anthracene	ND	0.20	ug/L	0.10
Benzo(ghi)perylene	ND	0.20	ug/L	0.10

(Continued on next page)

Tetra Tech NUS, Inc

Client Sample ID: MSA-MW33I-090409

GC/MS Semivolatiles

Lot-Sample #...: A9I080113-003 **Work Order #...:** LKFMC1AM **Matrix.....:** WG

SURROGATE	PERCENT RECOVERY	RECOVERY LIMITS
Nitrobenzene-d5	66	(27 - 111)
2-Fluorobiphenyl	65	(28 - 110)
Terphenyl-d14	81	(37 - 119)
Phenol-d5	27	(10 - 110)
2-Fluorophenol	42	(10 - 110)
2,4,6-Tribromophenol	71	(22 - 120)

Tetra Tech NUS, Inc

Client Sample ID: MSA-MW33S-090409

GC/MS Semivolatiles

Lot-Sample #...: A9I080113-004 **Work Order #...:** LKFMD1AM **Matrix.....:** WG
Date Sampled...: 09/04/09 12:30 **Date Received..:** 09/05/09
Prep Date.....: 09/08/09 **Analysis Date..:** 09/10/09
Prep Batch #...: 9251241
Dilution Factor: 1 **Initial Wgt/Vol:** 980 mL **Final Wgt/Vol..:** 2 mL
Method.....: SW846 8270C

PARAMETER	RESULT	REPORTING LIMIT	UNITS	MDL
1,4-Dioxane	ND	1.0	ug/L	0.49
Benzaldehyde	ND	1.0	ug/L	0.39
Caprolactam	ND	5.0	ug/L	0.80
1,1'-Biphenyl	ND	1.0	ug/L	0.80
N-Nitrosodimethylamine	ND	1.0	ug/L	0.31
Acetophenone	ND	1.0	ug/L	0.34
Atrazine	ND	1.0	ug/L	0.34
Phenol	ND	1.0	ug/L	0.60
bis(2-Chloroethyl)-ether	ND	1.0	ug/L	0.10
2-Chlorophenol	ND	1.0	ug/L	0.29
2-Methylphenol	ND	1.0	ug/L	0.80
2,2'-oxybis(1-Chloro-propane)	ND	1.0	ug/L	0.40
4-Methylphenol	ND	1.0	ug/L	0.80
N-Nitrosodi-n-propyl-amine	ND	1.0	ug/L	0.80
Hexachloroethane	ND	1.0	ug/L	0.80
Nitrobenzene	ND	1.0	ug/L	0.040
Isophorone	ND	1.0	ug/L	0.27
2-Nitrophenol	ND	2.0	ug/L	0.28
2,4-Dimethylphenol	ND	2.0	ug/L	0.80
bis(2-Chloroethoxy) methane	ND	1.0	ug/L	0.32
2,4-Dichlorophenol	ND	2.0	ug/L	0.80
Naphthalene	ND	0.20	ug/L	0.10
4-Chloroaniline	ND	2.0	ug/L	0.80
Hexachlorobutadiene	ND	1.0	ug/L	0.27
4-Chloro-3-methylphenol	ND	2.0	ug/L	0.80
2-Methylnaphthalene	ND	0.20	ug/L	0.10
Hexachlorocyclopenta-diene	ND	10	ug/L	0.80
2,4,6-Trichloro-phenol	ND	5.0	ug/L	0.80
2,4,5-Trichloro-phenol	ND	5.0	ug/L	0.30
2-Chloronaphthalene	ND	1.0	ug/L	0.10
2-Nitroaniline	ND	2.0	ug/L	0.80

(Continued on next page)

Tetra Tech NUS, Inc

Client Sample ID: MSA-MW33S-090409

GC/MS Semivolatiles

Lot-Sample #...: A9I080113-004 **Work Order #...:** LKFMD1AM **Matrix.....:** WG

PARAMETER	RESULT	REPORTING LIMIT	UNITS	MDL
Dimethyl phthalate	ND	1.0	ug/L	0.29
Acenaphthylene	ND	0.20	ug/L	0.10
2,6-Dinitrotoluene	ND	5.0	ug/L	0.80
3-Nitroaniline	ND	2.0	ug/L	0.28
Acenaphthene	ND	0.20	ug/L	0.10
2,4-Dinitrophenol	ND	5.0	ug/L	2.4
4-Nitrophenol	ND	5.0	ug/L	2.4
Dibenzofuran	ND	1.0	ug/L	0.10
2,4-Dinitrotoluene	ND	5.0	ug/L	0.27
Diethyl phthalate	ND	1.0	ug/L	0.60
4-Chlorophenyl phenyl ether	ND	2.0	ug/L	0.30
Fluorene	ND	0.20	ug/L	0.10
4-Nitroaniline	ND	2.0	ug/L	0.80
4,6-Dinitro-2-methylphenol	ND	5.0	ug/L	2.4
N-Nitrosodiphenylamine	ND	1.0	ug/L	0.31
4-Bromophenyl phenyl ether	ND	2.0	ug/L	0.80
Hexachlorobenzene	ND	0.20	ug/L	0.10
Pentachlorophenol	ND	5.0	ug/L	2.4
Phenanthrene	ND	0.20	ug/L	0.10
Anthracene	ND	0.20	ug/L	0.10
Carbazole	ND	1.0	ug/L	0.28
Di-n-butyl phthalate	ND	1.0	ug/L	0.67
Fluoranthene	ND	0.20	ug/L	0.10
Pyrene	ND	0.20	ug/L	0.10
Butyl benzyl phthalate	ND	1.0	ug/L	0.80
3,3'-Dichlorobenzidine	ND	5.0	ug/L	0.37
Benzo(a)anthracene	ND	0.20	ug/L	0.10
Chrysene	ND	0.20	ug/L	0.10
bis(2-Ethylhexyl) phthalate	ND	2.0	ug/L	0.80
Di-n-octyl phthalate	ND	1.0	ug/L	0.80
Benzo(b)fluoranthene	ND	0.20	ug/L	0.10
Benzo(k)fluoranthene	ND	0.20	ug/L	0.10
Benzo(a)pyrene	ND	0.20	ug/L	0.10
Indeno(1,2,3-cd)pyrene	ND	0.20	ug/L	0.10
Dibenz(a,h)anthracene	ND	0.20	ug/L	0.10
Benzo(ghi)perylene	ND	0.20	ug/L	0.10

(Continued on next page)

Tetra Tech NUS, Inc

Client Sample ID: MSA-MW33S-090409

GC/MS Semivolatiles

Lot-Sample #...: A9I080113-004 **Work Order #...:** LKFMD1AM **Matrix.....:** WG

SURROGATE	PERCENT RECOVERY	RECOVERY LIMITS
Nitrobenzene-d5	68	(27 - 111)
2-Fluorobiphenyl	66	(28 - 110)
Terphenyl-d14	79	(37 - 119)
Phenol-d5	26	(10 - 110)
2-Fluorophenol	42	(10 - 110)
2,4,6-Tribromophenol	73	(22 - 120)

Tetra Tech NUS, Inc

Client Sample ID: MSA-MW34I-090409

GC/MS Semivolatiles

Lot-Sample #...: A9I080113-001 **Work Order #...:** LKFL31AA **Matrix.....:** WG
Date Sampled...: 09/04/09 11:05 **Date Received..:** 09/05/09
Prep Date.....: 09/08/09 **Analysis Date..:** 09/10/09
Prep Batch #...: 9251241
Dilution Factor: 1 **Initial Wgt/Vol:** 1000 mL **Final Wgt/Vol..:** 2 mL
Method.....: SW846 8270C

PARAMETER	RESULT	REPORTING LIMIT	UNITS	MDL
1,4-Dioxane	ND	1.0	ug/L	0.49
Benzaldehyde	ND	1.0	ug/L	0.39
Caprolactam	ND	5.0	ug/L	0.80
1,1'-Biphenyl	ND	1.0	ug/L	0.80
N-Nitrosodimethylamine	ND	1.0	ug/L	0.31
Acetophenone	ND	1.0	ug/L	0.34
Atrazine	ND	1.0	ug/L	0.34
Phenol	ND	1.0	ug/L	0.60
bis(2-Chloroethyl)-ether	ND	1.0	ug/L	0.10
2-Chlorophenol	ND	1.0	ug/L	0.29
2-Methylphenol	ND	1.0	ug/L	0.80
2,2'-oxybis(1-Chloro-propane)	ND	1.0	ug/L	0.40
4-Methylphenol	ND	1.0	ug/L	0.80
N-Nitrosodi-n-propyl-amine	ND	1.0	ug/L	0.80
Hexachloroethane	ND	1.0	ug/L	0.80
Nitrobenzene	ND	1.0	ug/L	0.040
Isophorone	ND	1.0	ug/L	0.27
2-Nitrophenol	ND	2.0	ug/L	0.28
2,4-Dimethylphenol	ND	2.0	ug/L	0.80
bis(2-Chloroethoxy) methane	ND	1.0	ug/L	0.32
2,4-Dichlorophenol	ND	2.0	ug/L	0.80
Naphthalene	ND	0.20	ug/L	0.10
4-Chloroaniline	ND	2.0	ug/L	0.80
Hexachlorobutadiene	ND	1.0	ug/L	0.27
4-Chloro-3-methylphenol	ND	2.0	ug/L	0.80
2-Methylnaphthalene	ND	0.20	ug/L	0.10
Hexachlorocyclopenta-diene	ND	10	ug/L	0.80
2,4,6-Trichloro-phenol	ND	5.0	ug/L	0.80
2,4,5-Trichloro-phenol	ND	5.0	ug/L	0.30
2-Chloronaphthalene	ND	1.0	ug/L	0.10
2-Nitroaniline	ND	2.0	ug/L	0.80

(Continued on next page)

Tetra Tech NUS, Inc

Client Sample ID: MSA-MW34I-090409

GC/MS Semivolatiles

Lot-Sample #...: A9I080113-001 **Work Order #...:** LKFL31AA **Matrix.....:** WG

PARAMETER	RESULT	REPORTING LIMIT	UNITS	MDL
Dimethyl phthalate	ND	1.0	ug/L	0.29
Acenaphthylene	ND	0.20	ug/L	0.10
2,6-Dinitrotoluene	ND	5.0	ug/L	0.80
3-Nitroaniline	ND	2.0	ug/L	0.28
Acenaphthene	ND	0.20	ug/L	0.10
2,4-Dinitrophenol	ND	5.0	ug/L	2.4
4-Nitrophenol	ND	5.0	ug/L	2.4
Dibenzofuran	ND	1.0	ug/L	0.10
2,4-Dinitrotoluene	ND	5.0	ug/L	0.27
Diethyl phthalate	ND	1.0	ug/L	0.60
4-Chlorophenyl phenyl ether	ND	2.0	ug/L	0.30
Fluorene	ND	0.20	ug/L	0.10
4-Nitroaniline	ND	2.0	ug/L	0.80
4,6-Dinitro-2-methylphenol	ND	5.0	ug/L	2.4
N-Nitrosodiphenylamine	ND	1.0	ug/L	0.31
4-Bromophenyl phenyl ether	ND	2.0	ug/L	0.80
Hexachlorobenzene	ND	0.20	ug/L	0.10
Pentachlorophenol	ND	5.0	ug/L	2.4
Phenanthrene	ND	0.20	ug/L	0.10
Anthracene	ND	0.20	ug/L	0.10
Carbazole	ND	1.0	ug/L	0.28
Di-n-butyl phthalate	ND	1.0	ug/L	0.67
Fluoranthene	ND	0.20	ug/L	0.10
Pyrene	ND	0.20	ug/L	0.10
Butyl benzyl phthalate	ND	1.0	ug/L	0.80
3,3'-Dichlorobenzidine	ND	5.0	ug/L	0.37
Benzo(a)anthracene	ND	0.20	ug/L	0.10
Chrysene	ND	0.20	ug/L	0.10
bis(2-Ethylhexyl) phthalate	ND	2.0	ug/L	0.80
Di-n-octyl phthalate	ND	1.0	ug/L	0.80
Benzo(b)fluoranthene	ND	0.20	ug/L	0.10
Benzo(k)fluoranthene	ND	0.20	ug/L	0.10
Benzo(a)pyrene	ND	0.20	ug/L	0.10
Indeno(1,2,3-cd)pyrene	ND	0.20	ug/L	0.10
Dibenz(a,h)anthracene	ND	0.20	ug/L	0.10
Benzo(ghi)perylene	ND	0.20	ug/L	0.10

(Continued on next page)

Tetra Tech NUS, Inc

Client Sample ID: MSA-MW34I-090409

GC/MS Semivolatiles

Lot-Sample #...: A9I080113-001 **Work Order #...:** LKFL31AA **Matrix.....:** WG

SURROGATE	PERCENT RECOVERY	RECOVERY LIMITS
Nitrobenzene-d5	72	(27 - 111)
2-Fluorobiphenyl	63	(28 - 110)
Terphenyl-d14	80	(37 - 119)
Phenol-d5	27	(10 - 110)
2-Fluorophenol	44	(10 - 110)
2,4,6-Tribromophenol	69	(22 - 120)

Tetra Tech NUS, Inc

Client Sample ID: MSA-MW34S-090409

GC/MS Semivolatiles

Lot-Sample #...: A9I080113-002 **Work Order #...:** LKFL91AM **Matrix.....:** WG
Date Sampled...: 09/04/09 09:45 **Date Received..:** 09/05/09
Prep Date.....: 09/08/09 **Analysis Date..:** 09/10/09
Prep Batch #...: 9251241
Dilution Factor: 1 **Initial Wgt/Vol:** 1000 mL **Final Wgt/Vol..:** 2 mL
Method.....: SW846 8270C

PARAMETER	RESULT	REPORTING LIMIT	UNITS	MDL
1,4-Dioxane	ND	1.0	ug/L	0.49
Benzaldehyde	ND	1.0	ug/L	0.39
Caprolactam	ND	5.0	ug/L	0.80
1,1'-Biphenyl	ND	1.0	ug/L	0.80
N-Nitrosodimethylamine	ND	1.0	ug/L	0.31
Acetophenone	ND	1.0	ug/L	0.34
Atrazine	ND	1.0	ug/L	0.34
Phenol	ND	1.0	ug/L	0.60
bis(2-Chloroethyl)-ether	ND	1.0	ug/L	0.10
2-Chlorophenol	ND	1.0	ug/L	0.29
2-Methylphenol	ND	1.0	ug/L	0.80
2,2'-oxybis(1-Chloro-propane)	ND	1.0	ug/L	0.40
4-Methylphenol	ND	1.0	ug/L	0.80
N-Nitrosodi-n-propyl-amine	ND	1.0	ug/L	0.80
Hexachloroethane	ND	1.0	ug/L	0.80
Nitrobenzene	ND	1.0	ug/L	0.040
Isophorone	ND	1.0	ug/L	0.27
2-Nitrophenol	ND	2.0	ug/L	0.28
2,4-Dimethylphenol	ND	2.0	ug/L	0.80
bis(2-Chloroethoxy) methane	ND	1.0	ug/L	0.32
2,4-Dichlorophenol	ND	2.0	ug/L	0.80
Naphthalene	ND	0.20	ug/L	0.10
4-Chloroaniline	ND	2.0	ug/L	0.80
Hexachlorobutadiene	ND	1.0	ug/L	0.27
4-Chloro-3-methylphenol	ND	2.0	ug/L	0.80
2-Methylnaphthalene	ND	0.20	ug/L	0.10
Hexachlorocyclopenta-diene	ND	10	ug/L	0.80
2,4,6-Trichloro-phenol	ND	5.0	ug/L	0.80
2,4,5-Trichloro-phenol	ND	5.0	ug/L	0.30
2-Chloronaphthalene	ND	1.0	ug/L	0.10
2-Nitroaniline	ND	2.0	ug/L	0.80

(Continued on next page)

Tetra Tech NUS, Inc

Client Sample ID: MSA-MW34S-090409

GC/MS Semivolatiles

Lot-Sample #...: A9I080113-002 **Work Order #...:** LKFL91AM **Matrix.....:** WG

PARAMETER	RESULT	REPORTING LIMIT	UNITS	MDL
Dimethyl phthalate	ND	1.0	ug/L	0.29
Acenaphthylene	ND	0.20	ug/L	0.10
2,6-Dinitrotoluene	ND	5.0	ug/L	0.80
3-Nitroaniline	ND	2.0	ug/L	0.28
Acenaphthene	ND	0.20	ug/L	0.10
2,4-Dinitrophenol	ND	5.0	ug/L	2.4
4-Nitrophenol	ND	5.0	ug/L	2.4
Dibenzofuran	ND	1.0	ug/L	0.10
2,4-Dinitrotoluene	ND	5.0	ug/L	0.27
Diethyl phthalate	**1.6**	**1.0**	**ug/L**	**0.60**
4-Chlorophenyl phenyl ether	ND	2.0	ug/L	0.30
Fluorene	ND	0.20	ug/L	0.10
4-Nitroaniline	ND	2.0	ug/L	0.80
4,6-Dinitro-2-methylphenol	ND	5.0	ug/L	2.4
N-Nitrosodiphenylamine	ND	1.0	ug/L	0.31
4-Bromophenyl phenyl ether	ND	2.0	ug/L	0.80
Hexachlorobenzene	ND	0.20	ug/L	0.10
Pentachlorophenol	ND	5.0	ug/L	2.4
Phenanthrene	ND	0.20	ug/L	0.10
Anthracene	ND	0.20	ug/L	0.10
Carbazole	ND	1.0	ug/L	0.28
Di-n-butyl phthalate	ND	1.0	ug/L	0.67
Fluoranthene	ND	0.20	ug/L	0.10
Pyrene	ND	0.20	ug/L	0.10
Butyl benzyl phthalate	ND	1.0	ug/L	0.80
3,3'-Dichlorobenzidine	ND	5.0	ug/L	0.37
Benzo(a)anthracene	ND	0.20	ug/L	0.10
Chrysene	ND	0.20	ug/L	0.10
bis(2-Ethylhexyl) phthalate	ND	2.0	ug/L	0.80
Di-n-octyl phthalate	ND	1.0	ug/L	0.80
Benzo(b)fluoranthene	ND	0.20	ug/L	0.10
Benzo(k)fluoranthene	ND	0.20	ug/L	0.10
Benzo(a)pyrene	ND	0.20	ug/L	0.10
Indeno(1,2,3-cd)pyrene	ND	0.20	ug/L	0.10
Dibenz(a,h)anthracene	ND	0.20	ug/L	0.10
Benzo(ghi)perylene	ND	0.20	ug/L	0.10

(Continued on next page)

Tetra Tech NUS, Inc

Client Sample ID: MSA-MW34S-090409

GC/MS Semivolatiles

Lot-Sample #...: A9I080113-002 **Work Order #...:** LKFL91AM **Matrix.....:** WG

SURROGATE	PERCENT RECOVERY	RECOVERY LIMITS
Nitrobenzene-d5	71	(27 - 111)
2-Fluorobiphenyl	67	(28 - 110)
Terphenyl-d14	82	(37 - 119)
Phenol-d5	26	(10 - 110)
2-Fluorophenol	42	(10 - 110)
2,4,6-Tribromophenol	73	(22 - 120)

Appendix C

Support Documentation

CASE NARRATIVE

9I08113

The following report contains the analytical results for six water samples and one quality control sample submitted to TestAmerica North Canton by Tetra Tech NUS, Inc. from the MSA Dump Road Characterization Site. The samples were received September 05, 2009, according to documented sample acceptance procedures.

This SDG consists of (1) laboratory ID's: A9I080113.

TestAmerica utilizes USEPA approved methods in all analytical work. The samples presented in this report were analyzed for the parameter(s) listed on the analytical methods summary page in accordance with the method(s) indicated. Preliminary results were provided to Dev Murali, Tobrena Skeen, and Tony Apanavage on September 18, 2009. A summary of QC data for these analyses is included at the back of the report.

TestAmerica North Canton attests to the validity of the laboratory data generated by TestAmerica facilities reported herein. All analyses performed by TestAmerica facilities were done using established laboratory SOPs that incorporate QA/QC procedures described in the applicable methods. TestAmerica's operations groups have reviewed the data for compliance with the laboratory QA/QC plan, and data have been found to be compliant with laboratory protocols unless otherwise noted below.

The test results in this report meet all NELAP requirements for parameters for which accreditation is required or available. Any exceptions to NELAP requirements are noted in this report. Pursuant to NELAP, this report may not be reproduced, except in full, without the written approval of the laboratory.

All parameters were evaluated to the method detection limit and include qualified results where applicable.

Please refer to the Quality Control Elements Narrative following this case narrative for additional quality control information.

If you have any questions, please call the Project Manager, Patrick J. O'Meara, at 330-497-9396.

This report is sequentially paginated. The final page of the report is labeled as "END OF REPORT."

CASE NARRATIVE (continued)

SUPPLEMENTAL QC INFORMATION

SAMPLE RECEIVING

The temperatures of the coolers upon sample receipt were 1.7, 2.0, and 2.6°C.

GC/MS VOLATILES

The sample(s) that contain results between the MDL and the RL were flagged with "J". There is a possibility of false positive or mis-identification at these quantitation levels. In analytical methods requiring confirmation of the analyte reported, confirmation was performed only down to the standard reporting limit (SRL). The acceptance criteria for QC samples may not be met at these quantitation levels.

2-Chloroethyl vinyl ether cannot be reliably recovered in an acid preserved sample.

GC/MS SEMIVOLATILES

The analytical results met the requirements of the laboratory's QA/QC program.

METALS

The sample(s) that contain results between the MDL and the RL were flagged with "B". There is the possibility of false positive or mis-identification at these quantitation levels. The acceptance criteria for the ICB, CCB, and Method Blank are +/- the standard reporting limit (SRL).

The sample(s) that contained concentrations of target analyte(s) at a reportable level in the associated Method Blank(s) were flagged with "J". Refer to the sample report pages for the affected analyte(s).

Matrix spike recovery and relative percent difference (RPD) data were not calculated for some analytes for MSA-MW34I-090409 due to the sample concentration reading greater than four times the spike amount. See the Matrix Spike Report for the affected analytes which will be flagged with "NC, MSB".

The sample duplicate RPD was outside the acceptance limits for some analytes. The result is less than five times the reporting limit; therefore, no corrective action is required. Refer to the sample duplicate report for RPDS that exceed 20%.

ANALYTICAL METHODS SUMMARY

9I08113

PARAMETER	ANALYTICAL METHOD
ICP-MS (6020)	SW846 6020
Mercury in Liquid Waste (Manual Cold-Vapor)	SW846 7470A
Semivolatile Organic Compounds by GC/MS	SW846 8270C
Volatile Organics by GC/MS	SW846 8260B

References:

SW846 "Test Methods for Evaluating Solid Waste, Physical/Chemical Methods", Third Edition, November 1986 and its updates.

SAMPLE SUMMARY

9I08113 : A9I080113

WO #	SAMPLE#	CLIENT SAMPLE ID	SAMPLED DATE	SAMP TIME
LKFL3	001	MSA-MW34I-090409	09/04/09	11:05
LKFL9	002	MSA-MW34S-090409	09/04/09	09:45
LKFMC	003	MSA-MW33I-090409	09/04/09	14:05
LKFMD	004	MSA-MW33S-090409	09/04/09	12:30
LKFME	005	TB-090409-01	09/04/09	
LKFMG	006	MSA-MW32S-090409	09/04/09	10:49
LKFMJ	007	MSA-MW32I-090409	09/04/09	12:19

NOTE(S):

- The analytical results of the samples listed above are presented on the following pages.
- All calculations are performed before rounding to avoid round-off errors in calculated results.
- Results noted as "ND" were not detected at or above the stated limit.
- This report must not be reproduced, except in full, without the written approval of the laboratory.
- Results for the following parameters are never reported on a dry weight basis: color, corrosivity, density, flashpoint, ignitability, layers, odor, paint filter test, pH, porosity pressure, reactivity, redox potential, specific gravity, spot tests, solids, solubility, temperature, viscosity, and weight.

Chain of Custody Record

Temperature on Receipt _____

Drinking Water? Yes ☐ No ☒

TestAmerica
THE LEADER IN ENVIRONMENTAL TESTING

TAL-4124 (1007)

Client	Project Manager	Date	Chain of Custody Number
TetraTech NUS, Inc.	Dev Murali	9/4/09	155193
Address	**Telephone Number (Area Code)/Fax Number**	**Lab Number**	**Page** 1 of 1
20251 Century Blvd. Suite 300	(301) 528-3063		
City / **State** / **Zip Code**	**Site Contact**	**Lab Contact**	
Germantown / MD / 20874	Dawn Marklewitz		
Project Name and Location (State)	**Carrier/Waybill Number**		
MSA Dump Road Characterization			
Contract/Purchase Order/Quote No.			

Sample I.D. No. and Description (Containers for each sample may be combined on one line)	Date	Time	Matrix: Air	Aqueous	Sed.	Soil	Containers & Preservatives: Unpres.	H2SO4	HNO3	HCl	NaOH	ZnAc/ NaOH	Analysis: VOC	SVOC	Total Metals	Diss Metals	Special Instructions/ Conditions of Receipt
MSA-MW34I-090409	9/4/09	1105		X			X		X	X			X	X	X	X	
MSA-MW34S-090409		0945		X			X		X	X			X	X	X	X	
MSA-MW33I-090409		1405		X			X		X	X			X	X	X	X	
MSA-MW33S-090409		1230		X			X		X	X			X	X	X	X	
TB-090409-01		—		X						X			X				
MSA-MW32S-090409		1049		X			X		X	X			X	X	X	X	
MSA-MW32I-090409		1219		X			X		X	X			X	X	X	X	

Possible Hazard Identification
☒ Non-Hazard ☐ Flammable ☐ Skin Irritant ☐ Poison B ☐ Unknown

Sample Disposal
☐ Return To Client ☒ Disposal By Lab ☐ Archive For _____ Months (A fee may be assessed if samples are retained longer than 1 month)

Turn Around Time Required
☐ 24 Hours ☐ 48 Hours ☐ 7 Days ☐ 14 Days ☒ 21 Days ☐ Other _____

QC Requirements (Specify)

	Date	Time		Date	Time
1. Relinquished By	9/4/09	1530	1. Received By	9-5-09	10:00
2. Relinquished By			2. Received By		
3. Relinquished By			3. Received By		

Comments

DISTRIBUTION: WHITE - Returned to Client with Report; CANARY - Stays with the Sample; PINK - Field Copy

North Canton

19

TestAmerica Cooler Receipt Form/Narrative
North Canton Facility

Lot Number: A9I080113

Client Tetra Tech Project Dump Road By: Chris Lynch
Cooler Received on 9-5-09 Opened on 9-5-09 (Signature)
FedEx ☒ UPS ☐ DHL ☐ FAS ☐ Stetson ☐ Client Drop Off ☐ TestAmerica Courier ☐ Other
TestAmerica Cooler # Multiple Coolers ☒ Foam Box ☐ Client Cooler ☐ Other

1. Were custody seals on the outside of the cooler(s)? Yes ☒ No ☐ Intact? Yes ☒ No ☐ NA ☐
   If YES, Quantity 3 Quantity Unsalvageable
   Were custody seals on the outside of cooler(s) signed and dated? Yes ☒ No ☐ NA ☐
   Were custody seals on the bottle(s)? Yes ☐ No ☒
   If YES, are there any exceptions?
2. Shippers' packing slip attached to the cooler(s)? Yes ☒ No ☐
3. Did custody papers accompany the sample(s)? Yes ☒ No ☐ Relinquished by client? Yes ☒ No ☐
4. Were the custody papers signed in the appropriate place? Yes ☒ No ☐
5. Packing material used: Bubble Wrap ☒ Foam ☐ None ☐ Other
6. Cooler temperature upon receipt °C See back of form for multiple coolers/temps ☐
   METHOD: IR ☒ Other ☐
   COOLANT: Wet Ice ☒ Blue Ice ☐ Dry Ice ☐ Water ☐ None ☐
7. Did all bottles arrive in good condition (Unbroken)? Yes ☒ No ☐
8. Could all bottle labels be reconciled with the COC? Yes ☒ No ☐
9. Were sample(s) at the correct pH upon receipt? Yes ☒ No ☐
10. Were correct bottle(s) used for the test(s) indicated? Yes ☒ No ☐ NA ☐
11. Were air bubbles >6 mm in any VOA vials? Yes ☒ No ☐
12. Sufficient quantity received to perform indicated analyses? Yes ☐ No ☒ NA ☐
13. Was a trip blank present in the cooler(s)? Yes ☒ No ☐ Were VOAs on the COC? Yes ☒ No ☐

Contacted PM Date by via Verbal ☐ Voice Mail ☐ Other ☐
Concerning

14. CHAIN OF CUSTODY

The following discrepancies occurred:

15. SAMPLE CONDITION

Sample(s) were received after the recommended holding time had expired.
Sample(s) were received in a broken container.
Sample(s) were received with bubble >6 mm in diameter. (Notify PM)

16. SAMPLE PRESERVATION

Sample(s) were further preserved in Sample Receiving to meet recommended pH level(s). *Nitric Acid Lot#* 031909-HNO_3; *Sulfuric Acid Lot#* 100108-H_2SO_4; *Sodium Hydroxide Lot#* 100108 -*NaOH; Hydrochloric Acid Lot#* 092006-*HCl; Sodium Hydroxide and Zinc Acetate Lot#* 050205-$(CH_3COO)_2ZN/NaOH$. What time was preservative added to sample(s)?

Client ID	pH	Date	Initials
34I	<2 <2		
345	<2 <2		
33I	<2 <2		
335	<2 <2		
325	<2 <2		
32I	<2 <2		

TestAmerica Cooler Receipt Form/Narrative
North Canton Facility

Client ID	pH	Date	Initials

Cooler #	Temp. °C	Method	Coolant
Blue client	1.7 TB02	IR	Ice
red client	2.0 TB01		
C184	2.1e	↓	↓

Discrepancies Cont'd:

SDG 9I08113

SORT	UNITS	NSAMPLE	LAB_ID	QC_TYPE	SAMP_DATE	EXTR_DATE	ANAL_DATE	SMP_EXTR	EXTR_ANL	SMP_ANL
HG	UG/L	MSA-MW32S-090409	A9I080113006	NM	9/4/2009	9/9/2009	9/10/2009	4.966	1.292	6.258
HG	UG/L	MSA-MW33I-090409	A9I080113003	NM	9/4/2009	9/9/2009	9/10/2009	4.83	1.285	6.115
HG	UG/L	MSA-MW33S-090409	A9I080113004	NM	9/4/2009	9/9/2009	9/10/2009	4.896	1.29	6.185
HG	UG/L	MSA-MW34I-090409	A9I080113001	NM	9/4/2009	9/9/2009	9/10/2009	4.955	1.276	6.231
HG	UG/L	MSA-MW34S-090409	A9I080113002	NM	9/4/2009	9/9/2009	9/10/2009	5.010	1.283	6.293
HG	UG/L	MSA-MW32I-090409	A9I080113007	NM	9/4/2009	9/9/2009	9/10/2009	4.903	1.294	6.197
M	UG/L	MSA-MW34I-090409	A9I080113001	NM	9/4/2009	9/9/2009	9/16/2009	4.955	7.281	12.24
M	UG/L	MSA-MW33S-090409	A9I080113004	NM	9/4/2009	9/9/2009	9/16/2009	4.896	7.327	12.22
M	UG/L	MSA-MW34S-090409	A9I080113002	NM	9/4/2009	9/9/2009	9/16/2009	5.010	7.308	12.32
M	UG/L	MSA-MW33I-090409	A9I080113003	NM	9/4/2009	9/9/2009	9/16/2009	4.83	7.318	12.15
M	UG/L	MSA-MW32S-090409	A9I080113006	NM	9/4/2009	9/9/2009	9/16/2009	4.966	7.336	12.30
M	UG/L	MSA-MW32I-090409	A9I080113007	NM	9/4/2009	9/9/2009	9/16/2009	4.903	7.354	12.26
HGF	UG/L	MSA-MW33I-090409	A9I080113003	NM	9/4/2009	9/9/2009	9/10/2009	4.83	1.286	6.116
HGF	UG/L	MSA-MW34S-090409	A9I080113002	NM	9/4/2009	9/9/2009	9/10/2009	5.010	1.284	6.294
HGF	UG/L	MSA-MW33S-090409	A9I080113004	NM	9/4/2009	9/9/2009	9/10/2009	4.896	1.290	6.186

SORT	UNITS	NSAMPLE	LAB_ID	QC_TYPE	SAMP_DATE	EXTR_DATE	ANAL_DATE	SMP_EXTR	EXTR_ANL	SMP_ANL
HGF	UG/L	MSA-MW32S-090409	A9I080113006	NM	9/4/2009	9/9/2009	9/10/2009	4.966	1.292	6.258
HGF	UG/L	MSA-MW32I-090409	A9I080113007	NM	9/4/2009	9/9/2009	9/10/2009	4.903	1.294	6.198
HGF	UG/L	MSA-MW34I-090409	A9I080113001	NM	9/4/2009	9/9/2009	9/10/2009	4.955	1.281	6.235
MF	UG/L	MSA-MW33I-090409	A9I080113003	NM	9/4/2009	9/9/2009	9/16/2009	4.83	7.322	12.15
MF	UG/L	MSA-MW33S-090409	A9I080113004	NM	9/4/2009	9/9/2009	9/16/2009	4.896	7.331	12.23
MF	UG/L	MSA-MW34I-090409	A9I080113001	NM	9/4/2009	9/9/2009	9/16/2009	4.955	7.295	12.25
MF	UG/L	MSA-MW34S-090409	A9I080113002	NM	9/4/2009	9/9/2009	9/16/2009	5.010	7.313	12.32
MF	UG/L	MSA-MW32I-090409	A9I080113007	NM	9/4/2009	9/9/2009	9/16/2009	4.903	7.359	12.26
MF	UG/L	MSA-MW32S-090409	A9I080113006	NM	9/4/2009	9/9/2009	9/16/2009	4.966	7.350	12.32
OS	UG/L	MSA-MW33I-090409	A9I080113003	NM	9/4/2009	9/8/2009	9/10/2009	3.413	2.940	6.353
OS	UG/L	MSA-MW34S-090409	A9I080113002	NM	9/4/2009	9/8/2009	9/10/2009	3.594	2.926	6.520
OS	UG/L	MSA-MW33S-090409	A9I080113004	NM	9/4/2009	9/8/2009	9/10/2009	3.479	2.953	6.433
OS	UG/L	MSA-MW32S-090409	A9I080113006	NM	9/4/2009	9/8/2009	9/10/2009	3.549	2.967	6.517
OS	UG/L	MSA-MW32I-090409	A9I080113007	NM	9/4/2009	9/8/2009	9/10/2009	3.487	2.981	6.468
OS	UG/L	MSA-MW34I-090409	A9I080113001	NM	9/4/2009	9/8/2009	9/10/2009	3.538	2.913	6.451
OV	UG/L	TB-090409-01	A9I080113005	NM	9/4/2009	9/17/2009	9/17/2009	13	0.826	13.83
OV	UG/L	MSA-MW32I-090409	A9I080113007	NM	9/4/2009	9/17/2009	9/17/2009	12.49	0.859	13.35
OV	UG/L	MSA-MW32S-090409	A9I080113006	NM	9/4/2009	9/17/2009	9/17/2009	12.55	0.842	13.39

SORT	UNITS	NSAMPLE	LAB_ID	QC_TYPE	SAMP_DATE	EXTR_DATE	ANAL_DATE	SMP_EXTR	EXTR_ANL	SMP_ANL
OV	UG/L	MSA-MW33I-090409	A9I080113003	NM	9/4/2009	9/17/2009	9/17/2009	12.41	0.794	13.21
OV	UG/L	MSA-MW33S-090409	A9I080113004	NM	9/4/2009	9/17/2009	9/17/2009	12.48	0.81	13.29
OV	UG/L	MSA-MW34I-090409	A9I080113001	NM	9/4/2009	9/17/2009	9/17/2009	12.54	0.760	13.3
OV	UG/L	MSA-MW34S-090409	A9I080113002	NM	9/4/2009	9/17/2009	9/17/2009	12.59	0.777	13.37

5A

VOLATILE ORGANIC GC/MS TUNING AND MASS CALIBRATION - BROMOFLUOROBENZENE (BFB)

Lab Name: NORTH CANTON Contract:

Lab Code: TACAN Case No.: SAS No.: SDG No.: 9I08113

Lab File ID: BFB164 BFB Injection Date: 09/17/09

Instrument ID: A3UX11 BFB Injection Time: 1101

Matrix: (soil/water) WATER Level: (low/med) LOW Column: (pack/cap) CAP

m/e	ION ABUNDANCE CRITERIA	% RELATIVE ABUNDANCE
50	15.0 - 40.0% of mass 95	15.8
75	30.0 - 60.0% of mass 95	44.5
95	Base Peak, 100% relative abundance	100.0
96	5.0 - 9.0% of mass 95	6.8
173	Less than 2.0% of mass 174	0.2 (0.2)1
174	50.0 - 100.0% of mass 95	94.9
175	5.0 - 9.0% of mass 174	6.6 (6.9)1
176	Greater than 95.0%, but less than 101.0% of mass 174	91.5 (96.5)1
177	5.0 - 9.0% of mass 176	6.4 (6.9)2

1-Value is % of mass 174 2-Value is % of mass 176

THIS TUNE APPLIES TO THE FOLLOWING SAMPLES, MS, MSD, BLANKS, AND STANDARDS:

	EPA SAMPLE NO.	LAB SAMPLE ID	LAB FILE ID	DATE ANALYZED	TIME ANALYZED
01	VSTD040	200NG-IC	UXJ4465	09/17/09	1131
02	VSTD020	100NG-IC	UXJ4466	09/17/09	1155
03	VSTD010	50NG-IC	UXJ4467	09/17/09	1218
04	VSTD005	25NG-IC	UXJ4468	09/17/09	1242
05	VSTD001	5NG-IC	UXJ4469	09/17/09	1306
06	VSTD002	10NG-IC	UXJ4470	09/17/09	1330
07	VSTD010	A9-CC	UXJ4472	09/17/09	1417
08	LK2MNCHK	LK2MN1AC	UXJ4473	09/17/09	1441
09	LK2MNBLK	LK2MN1AA	UXJ4474	09/17/09	1505
10	LK2MNCKDUP	LK2MN1AD	UXJ4475	09/17/09	1529
11	MSA-MW34I-09	LKFL31AC	UXJ4482	09/17/09	1815
12	MSA-MW34S-09	LKFL91AN	UXJ4483	09/17/09	1839
13	MSA-MW33I-09	LKFMC1AN	UXJ4484	09/17/09	1903
14	MSA-MW33S-09	LKFMD1AN	UXJ4485	09/17/09	1926
15	TB-090409-01	LKFME1AA	UXJ4486	09/17/09	1950
16	MSA-MW32S-09	LKFMG1AN	UXJ4487	09/17/09	2013
17	MSA-MW32I-09	LKFMJ1AN	UXJ4488	09/17/09	2037
18					
19					
20					
21					
22					

Report Date : 17-Sep-2009 13:50

TestAmerica North Canton

INITIAL CALIBRATION DATA

Start Cal Date : 09-JUN-2009 12:04
End Cal Date : 17-SEP-2009 13:30
Quant Method : ISTD
Origin : Disabled
Target Version : 4.14
Integrator : HP RTE
Method file : \\cansvr11\dd\chem\MSV\a3ux11.i\J90917A-IC.b\8260LLUX11.m
Last Edit : 17-Sep-2009 13:49 evansl
Curve Type : Average.

Calibration File Names:
Level 1: \\cansvr11\dd\chem\MSV\a3ux11.i\J90908A-IC.b\UXJ4282.D
Level 2: \\cansvr11\dd\chem\MSV\a3ux11.i\J90908A-IC.b\UXJ4281.D
Level 3: \\cansvr11\dd\chem\MSV\a3ux11.i\J90908A-IC.b\UXJ4280.D
Level 4: \\cansvr11\dd\chem\MSV\a3ux11.i\J90908A-IC.b\UXJ4279.D
Level 5: \\cansvr11\dd\chem\MSV\a3ux11.i\J90908A-IC.b\UXJ4278.D
Level 6: \\cansvr11\dd\chem\MSV\a3ux11.i\J90908A-IC.b\UXJ4277.D

	Compound	5.000 Level 1	10.000 Level 2	25.000 Level 3	50.000 Level 4	100.000 Level 5	200.000 Level 6	RRF	% RSD
8	Dichlorodifluoromethane	0.21793	0.18764	0.20142	0.19977	0.21215	0.21774	0.20611	5.800
9	Chloromethane	0.34305	0.31857	0.31717	0.34887	0.34619	0.35543	0.33821	4.815
10	Vinyl Chloride	0.35231	0.30291	0.31206	0.31148	0.31960	0.31887	0.31954	5.369
11	Bromomethane	0.10469	0.09297	0.09072	0.09267	0.09664	0.09431	0.09533	5.228
12	Chloroethane	0.16148	0.14805	0.14009	0.13623	0.13761	0.13553	0.14317	7.025
13	Trichlorofluoromethane	0.30478	0.27035	0.27538	0.28742	0.30285	0.32355	0.29405	6.831
14	Dichlorofluoromethane	0.53634	0.51776	0.46800	0.47538	0.48661	0.50485	0.49816	5.271
15	Acrolein	0.05030	0.04746	0.04789	0.04654	0.04923	0.04902	0.04841	2.813
16	Acetone	0.22198	0.15086	0.12762	0.11380	0.11122	0.10773	0.13887	31.454
17	1,1-Dichloroethene	0.40429	0.35642	0.36310	0.35962	0.36298	0.36961	0.36934	4.785
18	Freon-113	0.13436	0.11465	0.14300	0.14907	0.14896	0.16610	0.14269	12.073
19	Iodomethane	0.59704	0.54253	0.53199	0.53154	0.52567	0.52683	0.54260	5.037
20	Carbon Disulfide	0.63422	0.62412	0.73375	0.79085	0.87754	1.01607	0.77942	19.292
21	Methylene Chloride	0.68703	0.52757	0.44799	0.42793	0.41509	0.42477	0.48840	21.611
22	Acetonitrile	0.05441	0.04417	0.04515	0.04504	0.04446	0.04304	0.04604	9.056
23	Acrylonitrile	0.18286	0.17881	0.16600	0.16271	0.16951	0.16707	0.17116	4.623
24	Methyl tert-butyl ether	1.20320	1.11359	1.11081	1.11517	1.15146	1.19945	1.14895	3.763
25	trans-1,2-Dichloroethene	0.50775	0.45316	0.44485	0.44276	0.45279	0.46649	0.46130	5.254
26	Hexane	0.08563	0.06122	0.08373	0.08599	0.08877	0.09127	0.08277	13.146
27	Vinyl acetate	0.58490	0.56398	0.59179	0.59204	0.65523	0.67820	0.61102	7.353
28	1,1-Dichloroethane	0.77237	0.70888	0.69542	0.69605	0.71699	0.74671	0.72274	4.252
29	tert-Butyl Alcohol	0.02855	0.02409	0.02732	0.02733	0.02695	0.02450	0.02646	6.658
30	2-Butanone	0.20479	0.18184	0.17683	0.17043	0.17848	0.17486	0.18120	6.713
M 31	1,2-Dichloroethene (total)	0.49983	0.44673	0.44284	0.43602	0.44406	0.46059	0.45502	5.142
32	cis-1,2-dichloroethene	0.49192	0.44031	0.44084	0.42928	0.43534	0.45469	0.44873	5.074
33	2,2-Dichloropropane	0.30723	0.27991	0.30404	0.31231	0.33068	0.32765	0.31030	5.929
34	Bromochloromethane	0.23230	0.19793	0.20093	0.20075	0.20397	0.20774	0.20727	6.132
35	Chloroform	0.66758	0.64451	0.62705	0.61681	0.62979	0.65068	0.63941	2.886

Report Date : 17-Sep-2009 13:50

TestAmerica North Canton

INITIAL CALIBRATION DATA

Start Cal Date : 09-JUN-2009 12:04
End Cal Date : 17-SEP-2009 13:30
Quant Method : ISTD
Origin : Disabled
Target Version : 4.14
Integrator : HP RTE
Method file : \\cansvr11\dd\chem\MSV\a3ux11.i\J90917A-IC.b\8260LLUX11.m
Last Edit : 17-Sep-2009 13:49 evansl
Curve Type : Average

	Compound	5.000 Level 1	10.000 Level 2	25.000 Level 3	50.000 Level 4	100.000 Level 5	200.000 Level 6	RRF	% RSD	
	36 Tetrahydrofuran	0.13014	0.11713	0.10961	0.10762	0.11458	0.10824	0.11455	7.427	
	37 1,1,1-Trichloroethane	0.39636	0.38795	0.42194	0.42203	0.43197	0.44223	0.41708	5.007	
	38 1,1-Dichloropropene	0.51139	0.46049	0.51472	0.51569	0.53029	0.54785	0.51341	5.700	
	39 Carbon Tetrachloride	0.31184	0.29757	0.33434	0.34231	0.36319	0.38496	0.33903	9.498	
	40 1,2-Dichloroethane	0.50511	0.46122	0.45025	0.44739	0.45098	0.45789	0.46214	4.690	
	41 Benzene	1.83894	1.67627	1.69072	1.67827	1.73428	1.82819	1.74111	4.290	
	42 Trichloroethene	0.42110	0.36635	0.38672	0.38965	0.39823	0.40871	0.39513	4.798	
	43 1,2-Dichloropropane	0.44490	0.38734	0.39865	0.39609	0.40242	0.40724	0.40611	4.959	
	44 1,4-Dioxane	0.00214	0.00131	0.00259	0.00278	0.00270	0.00204	0.00226	24.487	<-
	45 Dibromomethane	0.21623	0.20726	0.20709	0.20853	0.21038	0.21090	0.21007	1.620	
	46 Bromodichloromethane	0.31911	0.31923	0.34176	0.36257	0.39263	0.42344	0.35979	11.635	
	47 2-Chloroethyl vinyl ether	0.22774	0.22909	0.23927	0.25157	0.26893	0.26211	0.24645	6.981	
	48 cis-1,3-Dichloropropene	0.47038	0.43144	0.50207	0.52349	0.57082	0.60682	0.51750	12.440	
	49 4-Methyl-2-pentanone	0.30636	0.30012	0.30948	0.31595	0.33600	0.32315	0.31518	4.100	
	50 Toluene	2.63323	2.32890	2.42821	2.38489	2.44872	2.50371	2.45461	4.300	
	51 trans-1,3-Dichloropropene	0.50405	0.50183	0.57794	0.62419	0.68080	0.75018	0.60650	16.280	
	52 Ethyl Methacrylate	0.63768	0.60644	0.68039	0.70742	0.74183	0.76390	0.68961	8.764	
	53 1,1,2-Trichloroethane	0.49154	0.47462	0.47509	0.44895	0.45887	0.46297	0.46867	3.189	
	54 1,3-Dichloropropane	0.93486	0.83335	0.86291	0.84681	0.86290	0.88518	0.87100	4.112	
	55 Tetrachloroethene	0.47006	0.41427	0.44470	0.43278	0.43182	0.44952	0.44053	4.302	
	56 2-Hexanone	0.28524	0.29706	0.30120	0.30599	0.31964	0.31319	0.30372	4.006	
	57 Dibromochloromethane	0.25510	0.25905	0.29478	0.32112	0.36274	0.44145	0.32237	21.981	
	58 1,2-Dibromoethane	0.47796	0.40320	0.43664	0.43556	0.44546	0.45258	0.44190	5.536	
	59 Chlorobenzene	1.63275	1.43274	1.42919	1.41100	1.43376	1.49038	1.47164	5.664	
	60 1,1,1,2-Tetrachloroethane	0.39551	0.39426	0.40767	0.41538	0.43049	0.45984	0.41719	5.955	
	61 Ethylbenzene	0.75693	0.69944	0.75787	0.74177	0.76152	0.79977	0.75288	4.322	
	62 m + p-Xylene	0.94971	0.84270	0.93330	0.92489	0.95525	1.01219	0.93634	5.888	
M	63 Xylenes (total)	0.91869	0.82712	0.90227	0.90597	0.93023	0.97785	0.91036	5.389	
	64 Xylene-o	0.85662	0.79596	0.84023	0.86813	0.88019	0.90917	0.85838	4.476	
	65 Styrene	1.42898	1.39464	1.50117	1.52008	1.58726	1.67276	1.51748	6.732	
	66 Bromoform	0.07542	0.08757	0.11640	0.13151	0.17021	0.24627	0.13790	45.553	<-
	67 Isopropylbenzene	1.83962	1.69098	1.93929	1.95521	2.01647	2.11944	1.92684	7.674	
	68 1,1,2,2-Tetrachloroethane	1.35375	1.22521	1.25040	1.23045	1.35809	1.37040	1.29805	5.347	
	69 1,4-Dichloro-2-butene	0.05282	0.07886	0.11313	0.14646	0.21504	0.35131	0.15960	68.681	<-
	70 1,2,3-Trichloropropane	0.38018	0.36536	0.36262	0.36075	0.37926	0.38623	0.37240	2.892	
	71 Bromobenzene	1.44392	1.34944	1.41057	1.34260	1.45981	1.56220	1.42809	5.692	

TestAmerica North Canton

INITIAL CALIBRATION DATA

Start Cal Date : 09-JUN-2009 12:04
End Cal Date : 17-SEP-2009 13:30
Quant Method : ISTD
Origin : Disabled
Target Version : 4.14
Integrator : HP RTE
Method file : \\cansvr11\dd\chem\MSV\a3ux11.i\J90917A-IC.b\8260LLUX11.m
Last Edit : 17-Sep-2009 13:49 evansl
Curve Type : Average

Compound	5.000 Level 1	10.000 Level 2	25.000 Level 3	50.000 Level 4	100.000 Level 5	200.000 Level 6	RRF	% RSD	
72 n-Propylbenzene	1.27800	1.14727	1.31330	1.27245	1.37218	1.48068	1.31065	8.491	
73 2-Chlorotoluene	1.25721	1.14307	1.17579	1.18960	1.26373	1.32684	1.22604	5.567	
74 1,3,5-Trimethylbenzene	3.29588	3.04548	3.42752	3.39632	3.65284	3.88613	3.45069	8.420	
75 4-Chlorotoluene	1.35768	1.17163	1.26086	1.21769	1.29952	1.35417	1.27692	5.845	
76 tert-Butylbenzene	2.65175	2.29319	2.71572	2.70910	2.94934	3.12515	2.74071	10.335	
77 1,2,4-Trimethylbenzene	3.17102	2.95280	3.30325	3.34373	3.56456	3.68346	3.33647	7.909	
78 sec-Butylbenzene	3.46648	2.96776	3.59210	3.59607	3.85442	4.07969	3.59275	10.505	
79 4-Isopropyltoluene	2.58575	2.18760	2.72850	2.75507	2.91993	3.04821	2.70418	11.081	
80 1,3-Dichlorobenzene	2.22483	1.79006	1.94059	1.91983	1.95441	1.99308	1.97047	7.230	
81 1,4-Dichlorobenzene	2.37395	1.95776	2.00601	1.91609	1.99364	2.01901	2.04441	8.105	
82 n-Butylbenzene	1.81513	1.52537	1.93009	1.93310	2.08606	2.21565	1.91757	12.384	
83 1,2-Dichlorobenzene	1.79326	1.57375	1.66443	1.57776	1.67553	1.68802	1.66213	4.886	
84 1,2-Dibromo-3-chloropropane	0.06828	0.05999	0.07164	0.08162	0.10495	0.12678	0.08554	29.740	
85 1,2,4-Trichlorobenzene	0.87984	0.71572	0.75565	0.78162	0.83682	0.92390	0.81559	9.659	
86 Hexachlorobutadiene	0.41578	0.27399	0.35516	0.33886	0.36294	0.38652	0.35554	13.531	
87 Naphthalene	2.02197	1.64071	2.08294	2.17264	2.54687	2.72991	2.19917	17.729	
88 1,2,3-Trichlorobenzene	0.84018	0.68841	0.77331	0.75133	0.81982	0.87066	0.79062	8.391	
89 Ethyl Ether	0.53811	0.51534	0.48850	0.45326	0.49761	0.49746	0.49838	5.676	
90 Ethanol	+++++	+++++	+++++	+++++	+++++	+++++	+++++	+++++	<-
91 3-Chloropropene	0.20283	0.19154	0.22167	0.22205	0.23921	0.16686	0.20736	12.475	
92 Isopropyl Ether	0.36975	0.37491	0.36939	0.36149	0.42590	0.44465	0.39102	8.965	
93 2-Chloro-1,3-butadiene	0.50442	0.55042	0.55060	0.51764	0.58267	0.60271	0.55141	6.766	
94 Propionitrile	0.05792	0.05778	0.05875	0.05692	0.05992	0.06001	0.05855	2.119	
95 Ethyl Acetate	0.44349	0.41626	0.40599	0.39570	0.44052	0.45511	0.42618	5.530	
96 Methacrylonitrile	0.30388	0.29132	0.27434	0.26958	0.29311	0.29049	0.28712	4.452	
97 Isobutanol	0.01386	0.01455	0.01493	0.01727	0.02009	0.01953	0.01670	15.979	
98 Cyclohexane	0.55370	0.48161	0.60210	0.62090	0.63535	0.66598	0.59327	11.164	
99 n-Butanol	0.00880	0.00798	0.00939	0.01072	0.01415	0.01407	0.01085	24.687	<-
100 Methyl Methacrylate	0.31351	0.32140	0.33222	0.32356	0.35193	0.37245	0.33584	6.618	
101 2-Nitropropane	0.03868	0.04329	0.04911	0.05498	0.06203	0.07289	0.05350	23.557	
102 Chloropicrin	+++++	+++++	+++++	+++++	+++++	+++++	+++++	+++++	<-
103 Cyclohexanone	+++++	+++++	+++++	+++++	+++++	+++++	+++++	+++++	
104 Pentachloroethane	+++++	+++++	+++++	+++++	+++++	+++++	+++++	+++++	<-
105 Benzyl Chloride	+++++	+++++	+++++	+++++	+++++	+++++	+++++	+++++	<-
134 Thiophene	+++++	+++++	+++++	+++++	+++++	+++++	+++++	+++++	<-
135 Crotononitrile(1st Isomer)	+++++	+++++	+++++	+++++	+++++	+++++	+++++	+++++	<-

Report Date : 17-Sep-2009 13:50

TestAmerica North Canton

INITIAL CALIBRATION DATA

Start Cal Date : 09-JUN-2009 12:04
End Cal Date : 17-SEP-2009 13:30
Quant Method : ISTD
Origin : Disabled
Target Version : 4.14
Integrator : HP RTE
Method file : \\cansvr11\dd\chem\MSV\a3ux11.i\J90917A-IC.b\8260LLUX11.m
Last Edit : 17-Sep-2009 13:49 evansl
Curve Type : Average

	Compound	5.000 Level 1	10.000 Level 2	25.000 Level 3	50.000 Level 4	100.000 Level 5	200.000 Level 6	RRF	% RSD	
	136 Crotononitrile(2nd Isomer)	+++++	+++++	+++++	+++++	+++++	+++++	+++++	+++++	<-
M	137 Total Crotononitrile	+++++	+++++	+++++	+++++	+++++	+++++	+++++	+++++	<-
	138 Paraldehyde	+++++	+++++	+++++	+++++	+++++	+++++	+++++	+++++	<-
	139 3,3,5-Trimethylcyclohexanone	+++++	+++++	+++++	+++++	+++++	+++++	+++++	+++++	<-
	140 1-Chlorohexane	+++++	+++++	+++++	+++++	+++++	+++++	+++++	+++++	<-
	141 1,3,5-Trichlorobenzene	0.93702	0.71372	0.76184	0.76840	0.85170	0.94038	0.82884	11.580	
	143 Methyl Acetate	0.43532	0.39175	0.37920	0.36991	0.38084	0.37717	0.38903	6.105	
	144 Methylcyclohexane	0.45976	0.37785	0.52700	0.54614	0.57582	0.59407	0.51344	15.801	
	145 Dimethoxymethane	+++++	+++++	+++++	+++++	+++++	+++++	+++++	+++++	<-
	146 2-Methylnaphthalene	1.11726	1.06661	0.93978	0.97052	1.11855	1.06987	1.04710	7.186	
	147 Tetrahydrothiophene	+++++	+++++	+++++	+++++	+++++	+++++	+++++	+++++	<-
	148 1,4-Dichlorobutane	+++++	+++++	+++++	+++++	+++++	+++++	+++++	+++++	<-
	149 Ethyl Acrylate	0.33314	0.34389	0.37136	0.41117	0.46504	0.47592	0.40009	15.227	
	150 Vinyl Acetate-86	0.06406	0.06356	0.06630	0.06613	0.07298	0.07382	0.06781	6.597	
	151 1,3-Butadiene	+++++	+++++	+++++	+++++	+++++	+++++	+++++	+++++	<-
	152 n-Heptane	+++++	+++++	+++++	+++++	+++++	+++++	+++++	+++++	<-
	155 t-Butyl ethyl ether	0.94557	0.87234	0.89205	0.84351	1.00564	1.06476	0.93731	9.059	
	156 t-Amyl methyl ether	0.75671	0.73006	0.72914	0.70769	0.82038	0.86485	0.76814	7.991	
	157 1,2,3-Trimethylbenzene	3.07664	3.06877	3.06366	3.06631	3.53762	3.70781	3.25347	8.946	
$	4 Dibromofluoromethane	0.34533	0.33764	0.34391	0.33302	0.34707	0.35700	0.34400	2.401	
$	5 1,2-Dichloroethane-d4	0.40383	0.41110	0.38105	0.37644	0.37588	0.38357	0.38864	3.868	
$	6 Toluene-d8	2.12038	2.02009	2.04346	2.04964	2.08753	2.20414	2.08754	3.221	
$	7 Bromofluorobenzene	0.56734	0.56106	0.58256	0.56737	0.58158	0.58247	0.57373	1.668	

SW846 8260B METHOD BLANK SUMMARY

BLANK WORKORDER NO.: LK2MN1AA

Lab Name: TestAmerica Laboratories, Inc.

Lab Code: TALCAN

SDG Number: 9I08113

Lab File ID: UXJ4474.D

Lot Number: A9I080113

Date Analyzed: 09/17/09

Time Analyzed: 15:05

Matrix: WATER

Date Extracted: 09/17/09

GC Column: DB 624 ID: .18

Extraction Method: 5030B/8260B

Instrument ID: UX11

Level: (low/med) LOW

THIS METHOD BLANK APPLIES TO THE FOLLOWING SAMPLES, LCS, LCSD, MS , MSD:

	CLIENT ID.	SAMPLE WORK ORDER #	LAB FILE ID	DATE ANALYZED	TIME ANALYZED
01	MSA-MW34I-090409	LKFL31AC	UXJ4482.D	09/17/09	18:15
02	MSA-MW34S-090409	LKFL91AN	UXJ4483.D	09/17/09	18:39
03	MSA-MW33I-090409	LKFMC1AN	UXJ4484.D	09/17/09	19:03
04	MSA-MW33S-090409	LKFMD1AN	UXJ4485.D	09/17/09	19:26
05	TB-090409-01	LKFME1AA	UXJ4486.D	09/17/09	19:50
06	MSA-MW32S-090409	LKFMG1AN	UXJ4487.D	09/17/09	20:13
07	MSA-MW32I-090409	LKFMJ1AN	UXJ4488.D	09/17/09	20:37
08	INTRA-LAB QC	LKHFT1AA	UXJ4492.D	09/17/09	22:11
09	LAB MS/MSD	LKHFT1EX S	UXJ4493.D	09/17/09	22:34
10	LAB MS/MSD	LKHFT1E0 D	UXJ4494.D	09/17/09	22:58
11	CHECK SAMPLE	LK2MN1AC C	UXJ4473.D	09/17/09	14:41
12	DUPLICATE CHECK	LK2MN1AD L	UXJ4475.D	09/17/09	15:29
13					
14					
15					
16					
17					
18					
19					
20					
21					
22					
23					
24					
25					
26					
27					
28					
29					
30					

COMMENTS:

FORM IV

METHOD BLANK REPORT

GC/MS Volatiles

Client Lot #...: 9I08113 **Work Order #...:** LK2MN1AA **Matrix.....:** WATER
MB Lot-Sample #: A9I180000-158

Prep Date.....: 09/17/09 **Final Wgt/Vol..:** 5 mL
Analysis Date..: 09/17/09 **Prep Batch #...:** 9261158
Dilution Factor: 1 **Initial Wgt/Vol:** 5 mL

PARAMETER	RESULT	REPORTING LIMIT	UNITS	METHOD
Acetone	ND	5.0	ug/L	SW846 8260B
Bromobenzene	ND	1.0	ug/L	SW846 8260B
Bromochloromethane	ND	1.0	ug/L	SW846 8260B
Bromodichloromethane	ND	1.0	ug/L	SW846 8260B
2-Butanone	ND	5.0	ug/L	SW846 8260B
n-Butylbenzene	ND	1.0	ug/L	SW846 8260B
sec-Butylbenzene	ND	1.0	ug/L	SW846 8260B
tert-Butylbenzene	ND	1.0	ug/L	SW846 8260B
Carbon disulfide	ND	1.0	ug/L	SW846 8260B
Dibromochloromethane	ND	1.0	ug/L	SW846 8260B
1,2-Dibromo-3-chloro-propane	ND	2.0	ug/L	SW846 8260B
2-Chloroethyl vinyl ether	ND	5.0	ug/L	SW846 8260B
2-Chlorotoluene	ND	1.0	ug/L	SW846 8260B
4-Chlorotoluene	ND	1.0	ug/L	SW846 8260B
1,2-Dibromoethane	ND	1.0	ug/L	SW846 8260B
Dibromomethane	ND	1.0	ug/L	SW846 8260B
1,2-Dichlorobenzene	ND	1.0	ug/L	SW846 8260B
1,3-Dichlorobenzene	ND	1.0	ug/L	SW846 8260B
1,4-Dichlorobenzene	ND	1.0	ug/L	SW846 8260B
Dichlorodifluoromethane	ND	1.0	ug/L	SW846 8260B
cis-1,2-Dichloroethene	ND	1.0	ug/L	SW846 8260B
trans-1,2-Dichloroethene	ND	1.0	ug/L	SW846 8260B
1,3-Dichloropropane	ND	1.0	ug/L	SW846 8260B
2,2-Dichloropropane	ND	1.0	ug/L	SW846 8260B
1,1-Dichloropropene	ND	1.0	ug/L	SW846 8260B
Trichlorofluoromethane	ND	1.0	ug/L	SW846 8260B
Hexachlorobutadiene	0.34 J	**1.0**	**ug/L**	**SW846 8260B**
2-Hexanone	ND	5.0	ug/L	SW846 8260B
Isopropylbenzene	ND	1.0	ug/L	SW846 8260B
p-Isopropyltoluene	ND	1.0	ug/L	SW846 8260B
tert-Butyl alcohol	8.3 J	**20**	**ug/L**	**SW846 8260B**
4-Methyl-2-pentanone	ND	5.0	ug/L	SW846 8260B
Naphthalene	ND	1.0	ug/L	SW846 8260B
n-Propylbenzene	ND	1.0	ug/L	SW846 8260B
Styrene	ND	1.0	ug/L	SW846 8260B
1,1,1,2-Tetrachloroethane	ND	1.0	ug/L	SW846 8260B
1,2,3-Trichlorobenzene	ND	1.0	ug/L	SW846 8260B
1,2,4-Trichloro-benzene	ND	1.0	ug/L	SW846 8260B
1,2,3-Trichloropropane	ND	1.0	ug/L	SW846 8260B

(Continued on next page)

METHOD BLANK REPORT

GC/MS Volatiles

Client Lot #...: 9I08113 **Work Order #...:** LK2MN1AA **Matrix.....:** WATER

PARAMETER	RESULT	REPORTING LIMIT	UNITS	METHOD
1,1,2-Trichloro-1,2,2-trifluoroethane	ND	1.0	ug/L	SW846 8260B
1,2,4-Trimethylbenzene	ND	1.0	ug/L	SW846 8260B
Vinyl acetate	ND	2.0	ug/L	SW846 8260B
o-Xylene	ND	1.0	ug/L	SW846 8260B
Xylenes (total)	ND	2.0	ug/L	SW846 8260B
Methyl tert-butyl ether	ND	5.0	ug/L	SW846 8260B
m-Xylene & p-Xylene	ND	2.0	ug/L	SW846 8260B
1,2,3-Trimethylbenzene	ND	5.0	ug/L	SW846 8260B
Diisopropyl Ether (DIPE)	ND	5.0	ug/L	SW846 8260B
Ethyl-t-Butyl Ether (ETBE	ND	5.0	ug/L	SW846 8260B
Tert-amyl methyl ether (T	ND	5.0	ug/L	SW846 8260B
Benzene	ND	1.0	ug/L	SW846 8260B
Bromoform	ND	1.0	ug/L	SW846 8260B
Bromomethane	ND	1.0	ug/L	SW846 8260B
Carbon tetrachloride	ND	1.0	ug/L	SW846 8260B
Chlorobenzene	ND	1.0	ug/L	SW846 8260B
Chloroethane	ND	1.0	ug/L	SW846 8260B
Chloroform	ND	1.0	ug/L	SW846 8260B
Chloromethane	ND	1.0	ug/L	SW846 8260B
1,1-Dichloroethane	ND	1.0	ug/L	SW846 8260B
1,2-Dichloroethane	ND	1.0	ug/L	SW846 8260B
1,1-Dichloroethene	ND	1.0	ug/L	SW846 8260B
1,2-Dichloropropane	ND	1.0	ug/L	SW846 8260B
cis-1,3-Dichloropropene	ND	1.0	ug/L	SW846 8260B
trans-1,3-Dichloropropene	ND	1.0	ug/L	SW846 8260B
Ethylbenzene	ND	1.0	ug/L	SW846 8260B
Methylene chloride	ND	1.0	ug/L	SW846 8260B
1,1,2,2-Tetrachloroethane	ND	1.0	ug/L	SW846 8260B
Tetrachloroethene	ND	1.0	ug/L	SW846 8260B
Toluene	ND	1.0	ug/L	SW846 8260B
1,1,1-Trichloroethane	ND	1.0	ug/L	SW846 8260B
Trichloroethene	ND	1.0	ug/L	SW846 8260B
Vinyl chloride	ND	1.0	ug/L	SW846 8260B

SURROGATE	PERCENT RECOVERY	RECOVERY LIMITS
Dibromofluoromethane	81	(73 - 122)
1,2-Dichloroethane-d4	82	(61 - 128)
Toluene-d8	84	(76 - 110)
4-Bromofluorobenzene	86	(74 - 116)

NOTE(S):

Calculations are performed before rounding to avoid round-off errors in calculated results.

J Estimated result. Result is less than RL.

SW846 8260B SURROGATE RECOVERY

Lab Name: TestAmerica Laboratories, Inc. Client: Tetra Tech NUS, Inc

Lab Code: TALCAN SDG No: 9I08113

Lot #: A9I080113

Extraction: XXI25QK01

	CLIENT ID.	SRG01	SRG02	SRG03	SRG04	TOT OUT
01	MSA-MW34I-090409	85	85	85	94	00
02	MSA-MW34S-090409	86	86	85	87	00
03	MSA-MW33I-090409	88	88	83	85	00
04	MSA-MW33S-090409	85	87	84	85	00
05	TB-090409-01	85	87	84	85	00
06	MSA-MW32S-090409	86	86	84	85	00
07	MSA-MW32I-090409	88	88	83	85	00
08	INTRA-LAB QC	86	88	86	90	00
09	METHOD BLK. LK2MN1AA	81	82	84	86	00
10	LCS LK2MN1AC	83	80	86	93	00
11	LAB MS/MSD D	86	82	87	99	00
12	LCSD LK2MN1AD	83	81	86	94	00
13	LAB MS/MSD S	88	84	86	96	00

SURROGATES		QC LIMITS
SRG01	= Dibromofluoromethane	(73-122)
SRG02	= 1,2-Dichloroethane-d4	(61-128)
SRG03	= Toluene-d8	(76-110)
SRG04	= 4-Bromofluorobenzene	(74-116)

\# Column to be used to flag recovery values
* Values outside of required QC Limits
D System monitoring Compound diluted out

FORM II

SW846 8260B CHECK SAMPLE RECOVERY

Lab Name: TestAmerica Laboratories, Inc. Client: Tetra Tech NUS, Inc

Lab Code: TALCAN SDG No: 9I08113

Lot #: A9I180000 WO #: LK2MN1AC
BATCH: 9261158

COMPOUND	SPIKE ADDED (ug/L)	SAMPLE CONCENT. (ug/L)	% REC	QC LIMITS REC	QUAL
1,1-Dichloroethene	10	9.8	98	63 - 130	
Trichloroethene	10	9.7	97	75 - 122	
Benzene	10	9.5	95	80 - 116	
Toluene	10	9.4	94	74 - 119	
Chlorobenzene	10	9.3	93	76 - 117	

NOTES(S):

* Values outside of QC limits

Spike Recovery: 0 out of 5 outside limits

COMMENTS:

FORM III

SW846 8260B CHECK SAMPLE DUPLICATE RECOVERY

Lab Name: TestAmerica Laboratories, Inc. Client: Tetra Tech NUS, Inc

Lab Code: TALCAN SDG No: 9I08113

Lot #: A9I180000 WO #: LK2MN1AD

BATCH: 9261158

COMPOUND	SPIKE ADDED (ug/L)	SAMPLE CONCENT. (ug/L)	% REC	QC LIMITS REC	QUAL
1,1-Dichloroethene	10	10	100	63 - 130	
Trichloroethene	10	9.9	99	75 - 122	
Benzene	10	9.6	96	80 - 116	
Toluene	10	9.7	97	74 - 119	
Chlorobenzene	10	9.5	95	76 - 117	

NOTES(S):

* Values outside of QC limits

Spike Recovery: 0 out of 5 outside limits

COMMENTS:

FORM III

LABORATORY CONTROL SAMPLE EVALUATION REPORT

GC/MS Volatiles

Client Lot #...: 9I08113 **Work Order #...:** LK2MN1AC-LCS **Matrix.....:** WATER
LCS Lot-Sample#: A9I180000-158 LK2MN1AD-LCSD
Prep Date.....: 09/17/09 **Analysis Date..:** 09/17/09
Prep Batch #...: 9261158
Dilution Factor: 1 **Final Wgt/Vol..:** 5 mL
Initial Wgt/Vol: 5 mL

PARAMETER	PERCENT RECOVERY	RECOVERY LIMITS	RPD	RPD LIMITS	METHOD
Benzene	95	**(80 - 116)**			**SW846 8260B**
	96	**(80 - 116)**	1.7	**(0-20)**	**SW846 8260B**
Chlorobenzene	93	**(76 - 117)**			**SW846 8260B**
	95	**(76 - 117)**	2.7	**(0-20)**	**SW846 8260B**
1,1-Dichloroethene	98	**(63 - 130)**			**SW846 8260B**
	100	**(63 - 130)**	2.4	**(0-20)**	**SW846 8260B**
Toluene	94	**(74 - 119)**			**SW846 8260B**
	97	**(74 - 119)**	2.5	**(0-20)**	**SW846 8260B**
Trichloroethene	97	**(75 - 122)**			**SW846 8260B**
	99	**(75 - 122)**	1.7	**(0-20)**	**SW846 8260B**

SURROGATE	PERCENT RECOVERY	RECOVERY LIMITS
Dibromofluoromethane	83	(73 - 122)
	83	(73 - 122)
1,2-Dichloroethane-d4	80	(61 - 128)
	81	(61 - 128)
Toluene-d8	86	(76 - 110)
	86	(76 - 110)
4-Bromofluorobenzene	93	(74 - 116)
	94	(74 - 116)

NOTE(S):

Calculations are performed before rounding to avoid round-off errors in calculated results.

Bold print denotes control parameters

LABORATORY CONTROL SAMPLE DATA REPORT

GC/MS Volatiles

Client Lot #...: 9I08113 **Work Order #...:** LK2MN1AC-LCS **Matrix.....:** WATER
LCS Lot-Sample#: A9I180000-158 LK2MN1AD-LCSD
Prep Date.....: 09/17/09 **Analysis Date..:** 09/17/09
Prep Batch #...: 9261158
Dilution Factor: 1 **Final Wgt/Vol..:** 5 mL
Initial Wgt/Vol: 5 mL

PARAMETER	SPIKE AMOUNT	MEASURED AMOUNT	UNITS	PERCENT RECOVERY	RPD	METHOD
Benzene	**10**	**9.5**	**ug/L**	**95**		**SW846 8260B**
	10	**9.6**	**ug/L**	**96**	**1.7**	**SW846 8260B**
Chlorobenzene	**10**	**9.3**	**ug/L**	**93**		**SW846 8260B**
	10	**9.5**	**ug/L**	**95**	**2.7**	**SW846 8260B**
1,1-Dichloroethene	**10**	**9.8**	**ug/L**	**98**		**SW846 8260B**
	10	**10**	**ug/L**	**100**	**2.4**	**SW846 8260B**
Toluene	**10**	**9.4**	**ug/L**	**94**		**SW846 8260B**
	10	**9.7**	**ug/L**	**97**	**2.5**	**SW846 8260B**
Trichloroethene	**10**	**9.7**	**ug/L**	**97**		**SW846 8260B**
	10	**9.9**	**ug/L**	**99**	**1.7**	**SW846 8260B**

SURROGATE	PERCENT RECOVERY	RECOVERY LIMITS
Dibromofluoromethane	83	(73 - 122)
	83	(73 - 122)
1,2-Dichloroethane-d4	80	(61 - 128)
	81	(61 - 128)
Toluene-d8	86	(76 - 110)
	86	(76 - 110)
4-Bromofluorobenzene	93	(74 - 116)
	94	(74 - 116)

NOTE(S):

Calculations are performed before rounding to avoid round-off errors in calculated results.

Bold print denotes control parameters

SW846 8260B MATRIX SPIKE/MATRIX SPIKE DUPLICATE RECOVERY

Lab Name: TestAmerica Laboratories, Inc. Client: Tetra Tech NUS, Inc

Lab Code: TALCAN SDG No: 9I08113

Matrix Spike ID: LAB MS/MSD

Lot #: A9I090172 WO #: LKHFT1EX
BATCH: 9261158

COMPOUND	SPIKE ADDED (ug/L)	SAMPLE CONCENT. (ug/L)	MS CONCENT. (ug/L)	MS % REC	LIMITS REC	QUAL
1,1-Dichloroethene	500	15	500	98	62 - 130	
Trichloroethene	500	17	480	93	62 - 130	
Benzene	500	11	490	95	78 - 118	
Toluene	500	ND	470	93	70 - 119	
Chlorobenzene	500	270	720	91	76 - 117	

NOTES(S):

Column to be used to flag recovery and RPD values with an asterisk
* Values outside of QC limits

RPD: 0 out of 0 outside limits
Spike Recovery: 0 out of 5 outside limits

COMMENTS:

FORM III

SW846 8260B MATRIX SPIKE/MATRIX SPIKE DUPLICATE RECOVERY

Lab Name: TestAmerica Laboratories, Inc. Client: Tetra Tech NUS, Inc

Lab Code: TALCAN SDG No: 9I08113

Matrix Spike ID: LAB MS/MSD

Lot #: A9I090172 WO #: LKHFT1E0
BATCH: 9261158

COMPOUND	SPIKE ADDED (ug/L)	MSD CONCENT. (ug/L)	MSD % REC	% RPD	QC LIMITS RPD	QC LIMITS REC	QUAL
1,1-Dichloroethene	500	500	98	0.18	20	62 - 130	
Trichloroethene	500	490	95	1.9	20	62 - 130	
Benzene	500	490	96	1.1	20	78 - 118	
Toluene	500	470	94	0.17	20	70 - 119	
Chlorobenzene	500	710	90	1.1	20	76 - 117	

NOTES(S):

Column to be used to flag recovery and RPD values with an asterisk
* Values outside of QC limits

RPD: 0 out of 5 outside limits
Spike Recovery: 0 out of 5 outside limits

COMMENTS:

FORM III

8A

VOLATILE INTERNAL STANDARD AREA SUMMARY

Lab Name: NORTH CANTON Contract:

Lab Code: TACAN Case No.: SAS No.: SDG No.: 9I08113

Lab File ID (Standard): UXJ4467 Date Analyzed: 09/17/09

Instrument ID: A3UX11 Time Analyzed: 1218

Matrix: (soil/water) WATER Level: (low/med) LOW Column: (pack/cap) CAP

		IS1 AREA #	RT	IS2 (CBZ) AREA #	RT	IS3 (DCB) AREA #	RT
	12 HOUR STD	2354293	5.22	1605684	7.90	624310	10.15
	UPPER LIMIT	4708586	5.72	3211368	8.40	1248620	10.65
	LOWER LIMIT	1177147	4.72	802842	7.40	312155	9.65
	EPA SAMPLE NO.						
01	LK2MNCHK	2275554	5.22	1546004	7.90	599330	10.15
02	LK2MNBLK	2211985	5.22	1489603	7.90	518072	10.15
03	LK2MNCKDUP	2246217	5.22	1523491	7.90	599232	10.15
04	MSA-MW34I-09	2016817	5.22	1350456	7.90	511204	10.15
05	MSA-MW34S-09	1980142	5.22	1336678	7.90	491559	10.15
06	MSA-MW33I-09	1972685	5.22	1356228	7.90	484308	10.15
07	MSA-MW33S-09	1942778	5.22	1330893	7.90	483312	10.15
08	TB-090409-01	1937766	5.22	1321412	7.90	484794	10.15
09	MSA-MW32S-09	1955767	5.22	1327965	7.90	471774	10.15
10	MSA-MW32I-09	1906946	5.22	1314753	7.90	480892	10.15
11							
12							
13							
14							
15							
16							
17							
18							
19							
20							
21							
22							

IS1 = Fluorobenzene
IS2 (CBZ) = Chlorobenzene-d5
IS3 (DCB) = 1,4-Dichlorobenzene-d4

UPPER LIMIT = +100% of internal standard area.
LOWER LIMIT = - 50% of internal standard area.

Column used to flag internal standard area values with an asterisk.

5B

SEMIVOLATILE ORGANIC INSTRUMENT PERFORMANCE CHECK

DECAFLUOROTRIPHENYLPHOSPHINE (DFTPP)

Lab Name: NORTH CANTON Contract:

Lab Code: TACAN Case No.: SAS No.: SDG No.: 9I08113

Lab File ID: 1DF0910 DFTPP Injection Date: 09/10/09

Instrument ID: A4HP10 DFTPP Injection Time: 1506

m/e	ION ABUNDANCE CRITERIA	% RELATIVE ABUNDANCE
51	30.0 - 80.0% of mass 198	37.2
68	Less than 2.0% of mass 69	0.0 (0.0)1
69	Mass 69 relative abundance	41.4
70	Less than 2.0% of mass 69	0.2 (0.6)1
127	25.0 - 75.0% of mass 198	47.1
197	Less than 1.0% of mass 198	0.0
198	Base Peak, 100% relative abundance	100.0
199	5.0 to 9.0% of mass 198	6.4
275	10.0 - 30.0% of mass 198	24.5
365	Greater than 0.75% of mass 198	1.98
441	Present, but less than mass 443	8.3
442	40.0 - 110.0% of mass 198	59.1
443	15.0 - 24.0% of mass 442	11.6 (19.7)2

1-Value is % mass 69 2-Value is % mass 442

THIS CHECK APPLIES TO THE FOLLOWING SAMPLES, MS, MSD, BLANKS, AND STANDARDS:

	EPA SAMPLE NO.	LAB SAMPLE ID	LAB FILE ID	DATE ANALYZED	TIME ANALYZED
01	SSTD005	L5	1SMM0910	09/10/09	1522
02	SSTD004	L4	1SM0910	09/10/09	1542
03	SSTD003	L3	1SML0910	09/10/09	1601
04	SSTD002	L2	1SL0910	09/10/09	1621
05	SSTD001	L1	1SLL0910	09/10/09	1641
06	SSTD009	L9	1HHH0910	09/10/09	1700
07	SSTD008	L8	1SHH0910	09/10/09	1720
08	SSTD007	L7	1SH0910	09/10/09	1740
09	SSTD006	L6	1SMH0910	09/10/09	1759
10	LKFRTBLK	LKFRT1AA	LKFRT1AA	09/10/09	1839
11	LKFRTCHK	LKFRT1AC	LKFRT1AC	09/10/09	1858
12	LKFRTCKDUP	LKFRT1AD	LKFRT1AD	09/10/09	1918
13	MSA-MW34I-09	LKFL31AA	LKFL31AA	09/10/09	2155
14	MSA-MW34S-09	LKFL91AM	LKFL91AM	09/10/09	2214
15	MSA-MW33I-09	LKFMC1AM	LKFMC1AM	09/10/09	2234
16	MSA-MW33S-09	LKFMD1AM	LKFMD1AM	09/10/09	2253
17	MSA-MW32S-09	LKFMG1AM	LKFMG1AM	09/10/09	2313
18	MSA-MW32I-09	LKFMJ1AM	LKFMJ1AM	09/10/09	2333
19					
20					
21					
22					

TestAmerica North Canton

INITIAL CALIBRATION DATA

OKMW 9/12/09

Start Cal Date : 10-SEP-2009 15:22
End Cal Date : 10-SEP-2009 17:59
Quant Method : ISTD
Origin : Disabled
Target Version : 4.14
Integrator : HP RTE
Method file : \\cansvr11\dd\chem\MSS\a4hp10.i\90910a.b\8270C-625.m
Last Edit : 10-Sep-2009 18:31 gruberj
Curve Type : Average

Calibration File Names:
Level 1: \\cansvr11\dd\chem\MSS\a4hp10.i\90910a.b\1SLL0910.D
Level 2: \\cansvr11\dd\chem\MSS\a4hp10.i\90910a.b\1SL0910.D
Level 3: \\cansvr11\dd\chem\MSS\a4hp10.i\90910a.b\1SML0910.D
Level 4: \\cansvr11\dd\chem\MSS\a4hp10.i\90910a.b\1SM0910.D
Level 5: \\cansvr11\dd\chem\MSS\a4hp10.i\90910a.b\1SMM0910.D
Level 6: \\cansvr11\dd\chem\MSS\a4hp10.i\90910a.b\1SMH0910.D
Level 7: \\cansvr11\dd\chem\MSS\a4hp10.i\90910a.b\1SH0910.D
Level 8: \\cansvr11\dd\chem\MSS\a4hp10.i\90910a.b\1SHH0910.D
Level 9: \\cansvr11\dd\chem\MSS\a4hp10.i\90910a.b\1HHH0910.D

Compound	0.05000 Level 1	0.25000 Level 2	0.50000 Level 3	1.000 Level 4	2.500 Level 5	5.000 Level 6	RRF	% RSD	
	7.500 Level 7	10.000 Level 8	12.500 Level 9						
198 1,4-Dioxane	+++++	0.72988	0.53763	0.54404	0.48198	0.51020			
	0.52566	0.53075	0.50209				0.54528	14.178	<-
7 N-Nitrosomorpholine	+++++	+++++	+++++	+++++	+++++	+++++			
	+++++	+++++	+++++				+++++	+++++	<-
8 Ethyl methanesulfonate	+++++	+++++	+++++	+++++	+++++	+++++			
	+++++	+++++	+++++				+++++	+++++	<-
9 Pyridine	+++++	1.43848	1.32731	1.34555	1.40107	1.49971			
	1.48972	1.56298	1.57522				1.45500	6.404	<-
10 N-Nitrosodimethylamine	+++++	0.79669	0.74594	0.75143	0.70862	0.76679			
	0.78038	0.78491	0.81060				0.76817	4.223	<-
11 Ethyl methacrylate	+++++	+++++	+++++	+++++	+++++	+++++			
	+++++	+++++	+++++				+++++	+++++	<-
12 3-Chloropropionitrile	+++++	0.70193	0.71469	0.71589	0.69325	0.71433			
	0.72005	0.71817	0.73808				0.71455	1.841	<-
13 Malononitrile	+++++	+++++	+++++	+++++	+++++	+++++			
	+++++	+++++	+++++				+++++	+++++	<-

TestAmerica North Canton

INITIAL CALIBRATION DATA

Start Cal Date : 10-SEP-2009 15:22
End Cal Date : 10-SEP-2009 17:59
Quant Method : ISTD
Origin : Disabled
Target Version : 4.14
Integrator : HP RTE
Method file : \\cansvr11\dd\chem\MSS\a4hp10.i\90910a.b\8270C-625.m
Last Edit : 10-Sep-2009 18:31 gruberj
Curve Type : Average

Compound	0.05000 Level 1	0.25000 Level 2	0.50000 Level 3	1.000 Level 4	2.500 Level 5	5.000 Level 6	RRF	% RSD	
	7.500 Level 7	10.000 Level 8	12.500 Level 9						
14 2-Picoline	+++++	+++++	+++++	+++++	+++++	+++++			
	+++++	+++++	+++++				+++++	+++++	<-
15 N-Nitrosomethylethylamine	+++++	+++++	+++++	+++++	+++++	+++++			
	+++++	+++++	+++++				+++++	+++++	<-
16 Methyl methanesulfonate	+++++	+++++	+++++	+++++	+++++	+++++			
	+++++	+++++	+++++				+++++	+++++	<-
18 1,3-Dichloro-2-propanol	+++++	+++++	+++++	+++++	+++++	+++++			
	+++++	+++++	+++++				+++++	+++++	<-
19 N-Nitrosodiethylamine	+++++	+++++	+++++	+++++	+++++	+++++			
	+++++	+++++	+++++				+++++	+++++	<-
21 Aniline	+++++	2.26681	2.26923	2.21081	2.18698	2.27818			
	2.33210	2.40709	2.41204				2.29540	3.613	<-
22 Phenol	+++++	1.89459	1.85001	1.76896	1.75110	1.81737			
	1.78008	1.85289	1.85206				1.82088	2.748	<-
23 bis(2-Chloroethyl)ether	1.40626	1.48208	1.38722	1.39913	1.46665	1.48188			
	1.40200	1.46167	1.50883				1.44397	3.130	
24 2-Chlorophenol	+++++	1.28514	1.42452	1.32778	1.34486	1.37167			
	1.36193	1.41931	1.41321				1.36855	3.594	<-
25 Pentachloroethane	+++++	+++++	+++++	+++++	+++++	+++++			
	+++++	+++++	+++++				+++++	+++++	<-
26 1,3-Dichlorobenzene	+++++	1.42388	1.29792	1.30434	1.30506	1.33801			
	1.31238	1.34301	1.33122				1.33198	3.061	<-

TestAmerica North Canton

INITIAL CALIBRATION DATA

Start Cal Date : 10-SEP-2009 15:22
End Cal Date : 10-SEP-2009 17:59
Quant Method : ISTD
Origin : Disabled
Target Version : 4.14
Integrator : HP RTE
Method file : \\cansvr11\dd\chem\MSS\a4hp10.i\90910a.b\8270C-625.m
Last Edit : 10-Sep-2009 18:31 gruberj
Curve Type : Average

Compound	0.05000 Level 1	0.25000 Level 2	0.50000 Level 3	1.000 Level 4	2.500 Level 5	5.000 Level 6	RRF	% RSD	
	7.500 Level 7	10.000 Level 8	12.500 Level 9						
27 1,4-Dichlorobenzene	+++++	1.29869	1.25357	1.25698	1.25686	1.25802			
	1.24252	1.26795	1.25990				1.26181	1.307	<-
28 1,2-Dichlorobenzene	+++++	1.29331	1.23957	1.23132	1.24159	1.23275			
	1.21156	1.22390	1.21840				1.23655	2.030	<-
29 Benzyl Alcohol	+++++	0.85940	0.85684	0.88552	0.90270	0.92326			
	0.92450	0.96590	0.96911				0.91090	4.738	<-
30 2-Methylphenol	+++++	1.34505	1.23863	1.23914	1.22926	1.26323			
	1.22295	1.29716	1.26527				1.26259	3.253	<-
31 bis(2-Chloroisopropyl)ether	+++++	1.68175	1.67226	1.63109	1.60968	1.66096			
	1.63796	1.66638	1.67303				1.65414	1.518	<-
32 N-Nitroso-di-n-propylamine	+++++	1.03192	0.94836	0.93964	0.94104	0.98346			
	0.96115	1.02523	1.03159				0.98280	4.187	<-
M 195 Cresols, total	+++++	2.70810	2.54861	2.59682	2.52881	2.63434			
	2.59195	2.73591	2.71945				2.63300	3.034	<-
192 4-Methylphenol	+++++	1.36305	1.30998	1.35767	1.29955	1.37111			
	1.36900	1.43875	1.45418				1.37041	3.957	<-
193 3-Methylphenol	+++++	+++++	+++++	+++++	+++++	+++++			
	+++++	+++++	+++++				+++++	+++++	<-
34 Hexachloroethane	+++++	0.49898	0.47742	0.47539	0.48450	0.47656			
	0.46551	0.47422	0.47201				0.47807	2.088	<-
35 Nitrobenzene	0.34916	0.33446	0.34606	0.34176	0.34750	0.35257			
	0.35643	0.35906	0.35894				0.34955	2.351	

TestAmerica North Canton

INITIAL CALIBRATION DATA

Start Cal Date : 10-SEP-2009 15:22
End Cal Date : 10-SEP-2009 17:59
Quant Method : ISTD
Origin : Disabled
Target Version : 4.14
Integrator : HP RTE
Method file : \\cansvr11\dd\chem\MSS\a4hp10.i\90910a.b\8270C-625.m
Last Edit : 10-Sep-2009 18:31 gruberj
Curve Type : Average

Compound	0.05000 Level 1	0.25000 Level 2	0.50000 Level 3	1.000 Level 4	2.500 Level 5	5.000 Level 6	RRF	% RSD	
	7.500 Level 7	10.000 Level 8	12.500 Level 9						
36 N-Nitrosopyrrolidine	+++++	+++++	+++++	+++++	+++++	+++++			
	+++++	+++++	+++++				+++++	+++++	<-
37 Acetophenone	+++++	1.78761	1.78203	1.74876	1.73034	1.80179			
	1.78175	1.85323	1.83265				1.78977	2.250	<-
39 o-Toluidine	+++++	+++++	+++++	+++++	+++++	+++++			
	+++++	+++++	+++++				+++++	+++++	<-
40 N-Nitrosopiperidine	+++++	+++++	+++++	+++++	+++++	+++++			
	+++++	+++++	+++++				+++++	+++++	<-
41 Isophorone	+++++	0.63342	0.62362	0.63268	0.63457	0.65706			
	0.66111	0.68059	0.68648				0.65119	3.642	<-
42 2-Nitrophenol	+++++	0.17100	0.18806	0.18953	0.18561	0.19000			
	0.19206	0.19526	0.19194				0.18793	3.951	<-
43 2,4-Dimethylphenol	+++++	0.33636	0.33338	0.34013	0.33804	0.33298			
	0.34043	0.34507	0.34513				0.33894	1.382	<-
44 bis(2-Chloroethoxy)methane	+++++	0.42111	0.41616	0.39905	0.39849	0.40443			
	0.40078	0.40059	0.40301				0.40545	2.088	<-
45 O,O,O-Triethyl phosphorothioa	+++++	+++++	+++++	+++++	+++++	+++++			
	+++++	+++++	+++++				+++++	+++++	<-
46 2,4-Toluenediamene	+++++	0.20408	0.19303	0.18479	0.14338	0.17634			
	0.17412	+++++	+++++				0.17929	11.589	<-
47 1,3,5-Trichlorobenzene	+++++	0.30136	0.28426	0.31892	0.33094	0.28674			
	0.30002	0.30759	0.28892				0.30234	5.416	<-

TestAmerica North Canton

INITIAL CALIBRATION DATA

Start Cal Date : 10-SEP-2009 15:22
End Cal Date : 10-SEP-2009 17:59
Quant Method : ISTD
Origin : Disabled
Target Version : 4.14
Integrator : HP RTE
Method file : \\cansvr11\dd\chem\MSS\a4hp10.i\90910a.b\8270C-625.m
Last Edit : 10-Sep-2009 18:31 gruberj
Curve Type : Average

Compound	0.05000 Level 1	0.25000 Level 2	0.50000 Level 3	1.000 Level 4	2.500 Level 5	5.000 Level 6	RRF	% RSD	
	7.500 Level 7	10.000 Level 8	12.500 Level 9						
48 2,4-Dichlorophenol	+++++	0.26396	0.25661	0.26987	0.26830	0.26645			
	0.27335	0.27694	0.28240				0.26973	2.952	<-
49 Benzoic Acid	+++++	+++++	0.17448	0.16258	0.18826	0.20574			
	0.22116	0.25835	0.25385				0.20920	17.865	<-
50 1,2,4-Trichlorobenzene	+++++	0.28091	0.28937	0.27390	0.28282	0.27580			
	0.27667	0.28056	0.27986				0.27999	1.723	<-
51 Naphthalene	1.02108	0.94964	0.97116	0.93900	0.94726	0.94696			
	0.97623	0.96165	0.86337				0.95293	4.373	
52 4-Chloroaniline	+++++	0.41162	0.41945	0.42716	0.44430	0.40158			
	0.41462	0.43077	0.43529				0.42310	3.287	<-
53 a,a-Dimethyl-phenethylamine	+++++	+++++	+++++	+++++	+++++	+++++			
	+++++	+++++	+++++				+++++	+++++	<-
54 2,6-Dichlorophenol	+++++	+++++	+++++	+++++	+++++	+++++			
	+++++	+++++	+++++				+++++	+++++	<-
55 Hexachloropropene	+++++	+++++	+++++	+++++	+++++	+++++			
	+++++	+++++	+++++				+++++	+++++	<-
56 Hexachlorobutadiene	+++++	0.13802	0.13540	0.14064	0.14115	0.13716			
	0.14068	0.14071	0.14433				0.13976	1.990	<-
57 1,2,3-Trichlorobenzene	+++++	0.25183	0.25887	0.25351	0.25538	0.25084			
	0.25487	0.25229	0.25723				0.25435	1.088	<-
58 N-Nitrosodi-n-butylamine	+++++	+++++	+++++	+++++	+++++	+++++			
	+++++	+++++	+++++				+++++	+++++	<-

TestAmerica North Canton

INITIAL CALIBRATION DATA

Start Cal Date : 10-SEP-2009 15:22
End Cal Date : 10-SEP-2009 17:59
Quant Method : ISTD
Origin : Disabled
Target Version : 4.14
Integrator : HP RTE
Method file : \\cansvr11\dd\chem\MSS\a4hp10.i\90910a.b\8270C-625.m
Last Edit : 10-Sep-2009 18:31 gruberj
Curve Type : Average

Compound	0.05000 Level 1	0.25000 Level 2	0.50000 Level 3	1.000 Level 4	2.500 Level 5	5.000 Level 6	RRF	% RSD	
	7.500 Level 7	10.000 Level 8	12.500 Level 9						
59 4-Chloro-3-Methylphenol	+++++	0.28178	0.28210	0.27510	0.28290	0.28687			
	0.29253	0.29935	0.30590				0.28832	3.556	<-
60 p-Phenylene diamine	+++++	+++++	+++++	+++++	+++++	+++++			
	+++++	+++++	+++++				+++++	+++++	<-
61 Safrole	+++++	+++++	+++++	+++++	+++++	+++++			
	+++++	+++++	+++++				+++++	+++++	<-
62 2-Methylnaphthalene	0.61333	0.59655	0.60838	0.59567	0.59705	0.59751			
	0.60116	0.61432	0.61161				0.60395	1.301	
63 1-Methylnaphthalene	0.66535	0.60071	0.60910	0.59592	0.61127	0.60180			
	0.60778	0.61632	0.62266				0.61455	3.373	
64 Hexachlorocyclopentadiene	+++++	0.22790	0.26513	0.28426	0.29838	0.29736			
	0.31997	0.32064	0.33415				0.29347	11.748	<-
65 1,2,4,5-Tetrachlorobenzene	+++++	+++++	+++++	+++++	+++++	+++++			
	+++++	+++++	+++++				+++++	+++++	<-
66 2,4,6-Trichlorophenol	+++++	0.33364	0.33686	0.35650	0.35278	0.34774			
	0.36302	0.37454	0.37872				0.35547	4.576	<-
67 2,4,5-Trichlorophenol	+++++	0.34742	0.33279	0.36756	0.36368	0.36874			
	0.38888	0.39799	0.40514				0.37152	6.669	<-
68 1,2,3,5-Tetrachlorobenzene	+++++	0.48714	0.50236	0.49152	0.48402	0.46849			
	0.48614	0.48274	0.48901				0.48643	1.948	<-
69 1,4-Dinitrobenzene	+++++	+++++	+++++	+++++	+++++	+++++			
	+++++	+++++	+++++				+++++	+++++	<-

TestAmerica North Canton

INITIAL CALIBRATION DATA

Start Cal Date : 10-SEP-2009 15:22
End Cal Date : 10-SEP-2009 17:59
Quant Method : ISTD
Origin : Disabled
Target Version : 4.14
Integrator : HP RTE
Method file : \\cansvr11\dd\chem\MSS\a4hp10.i\90910a.b\8270C-625.m
Last Edit : 10-Sep-2009 18:31 gruberj
Curve Type : Average

Compound	0.05000 Level 1	0.25000 Level 2	0.50000 Level 3	1.000 Level 4	2.500 Level 5	5.000 Level 6	RRF	% RSD	
	7.500 Level 7	10.000 Level 8	12.500 Level 9						
70 2-Chloronaphthalene	1.09574	1.00956	1.03858	1.05127	1.01924	1.00998			
	1.03092	1.02237	1.03762				1.03503	2.572	
71 Isosafrole 1	+++++	+++++	+++++	+++++	+++++	+++++			
	+++++	+++++	+++++				+++++	+++++	<-
M 188 Isosafrole, Total	+++++	+++++	+++++	+++++	+++++	+++++			
	+++++	+++++	+++++				+++++	+++++	<-
72 Isosafrole 2	+++++	+++++	+++++	+++++	+++++	+++++			
	+++++	+++++	+++++				+++++	+++++	<-
73 2-Nitroaniline	+++++	0.29276	0.32358	0.33136	0.31807	0.32753			
	0.33860	0.34612	0.35388				0.32899	5.714	<-
74 1,2,3,4-Tetrachlorobenzene	+++++	0.45478	0.45767	0.46415	0.44970	0.44110			
	0.45088	0.44902	0.46409				0.45392	1.743	<-
75 1,4-Naphthoquinone	+++++	+++++	+++++	+++++	+++++	+++++			
	+++++	+++++	+++++				+++++	+++++	<-
76 Dimethylphthalate	+++++	1.07139	1.14790	1.13774	1.12126	1.15825			
	1.16727	1.20059	1.22148				1.15323	4.029	<-
77 m-Dinitrobenzene	+++++	+++++	+++++	+++++	+++++	+++++			
	+++++	+++++	+++++				+++++	+++++	<-
78 2,6-Dinitrotoluene	+++++	0.22675	0.25083	0.26783	0.27119	0.28601			
	0.29459	0.29175	0.30454				0.27419	9.381	<-
79 Acenaphthylene	1.59447	1.63514	1.70709	1.73725	1.71817	1.71736			
	1.76710	1.78598	1.72846				1.71011	3.533	

TestAmerica North Canton

INITIAL CALIBRATION DATA

Start Cal Date : 10-SEP-2009 15:22
End Cal Date : 10-SEP-2009 17:59
Quant Method : ISTD
Origin : Disabled
Target Version : 4.14
Integrator : HP RTE
Method file : \\cansvr11\dd\chem\MSS\a4hp10.i\90910a.b\8270C-625.m
Last Edit : 10-Sep-2009 18:31 gruberj
Curve Type : Average

Compound	0.05000 Level 1	0.25000 Level 2	0.50000 Level 3	1.000 Level 4	2.500 Level 5	5.000 Level 6	RRF	% RSD	
	7.500 Level 7	10.000 Level 8	12.500 Level 9						
80 1,2-Dinitrobenzene	+++++	0.12330	0.14048	0.14691	0.13957	0.14889			
	0.15336	0.15088	0.15457				0.14475	7.079	<-
81 3-Nitroaniline	+++++	0.27475	0.29322	0.29788	0.30310	0.31715			
	0.33017	0.33443	0.34367				0.31180	7.553	<-
82 Acenaphthene	1.16438	1.06301	1.09629	1.09208	1.06722	1.03352			
	1.03030	1.03259	1.02951				1.06766	4.194	
83 2,4-Dinitrophenol	+++++	+++++	0.13800	0.16984	0.19711	0.20368			
	0.21940	0.23107	0.23534				0.19921	17.584	<-
84 Pentachlorobenzene	+++++	+++++	+++++	+++++	+++++	+++++			
	+++++	+++++	+++++				+++++	+++++	<-
85 4-Nitrophenol	+++++	+++++	0.12372	0.14372	0.14564	0.14376			
	0.15127	0.15544	0.16225				0.14654	8.290	<-
86 Dibenzofuran	1.61985	1.47285	1.48201	1.51800	1.47194	1.46320			
	1.50033	1.51578	1.53508				1.50878	3.202	
87 2,4-Dinitrotoluene	+++++	0.29281	0.33165	0.35727	0.36016	0.36966			
	0.37969	0.37460	0.39138				0.35715	8.816	<-
88 2,3,4,6-Tetrachlorophenol	+++++	+++++	+++++	+++++	+++++	+++++			
	+++++	+++++	+++++				+++++	+++++	<-
89 1-Naphthylamine	+++++	+++++	+++++	+++++	+++++	+++++			
	+++++	+++++	+++++				+++++	+++++	<-
90 Zinophos	+++++	+++++	+++++	+++++	+++++	+++++			
	+++++	+++++	+++++				+++++	+++++	<-

TestAmerica North Canton

INITIAL CALIBRATION DATA

Start Cal Date : 10-SEP-2009 15:22
End Cal Date : 10-SEP-2009 17:59
Quant Method : ISTD
Origin : Disabled
Target Version : 4.14
Integrator : HP RTE
Method file : \\cansvr11\dd\chem\MSS\a4hp10.i\90910a.b\8270C-625.m
Last Edit : 10-Sep-2009 18:31 gruberj
Curve Type : Average

Compound	0.05000 Level 1	0.25000 Level 2	0.50000 Level 3	1.000 Level 4	2.500 Level 5	5.000 Level 6	RRF	% RSD	
	7.500 Level 7	10.000 Level 8	12.500 Level 9						
91 2,3,5,6-Tetrachlorophenol	+++++	0.26719	0.29667	0.31359	0.30728	0.31054			
	0.32418	0.33157	0.34743				0.31231	7.707	<-
92 2-Naphthylamine	+++++	+++++	+++++	+++++	+++++	+++++			
	+++++	+++++	+++++				+++++	+++++	<-
93 Diethylphthalate	+++++	1.10069	1.12359	1.12043	1.11045	1.10549			
	1.12320	1.13780	1.14721				1.12111	1.408	<-
94 Fluorene	1.27244	1.23163	1.23473	1.25173	1.23682	1.21810			
	1.21866	1.23373	1.24669				1.23828	1.366	
95 4-Chlorophenyl-phenylether	+++++	0.56352	0.57462	0.56126	0.57140	0.55963			
	0.57371	0.57093	0.58293				0.56975	1.376	<-
96 4-Nitroaniline	+++++	0.27488	0.31172	0.33140	0.33160	0.33441			
	0.33866	0.33824	0.34330				0.32553	6.924	<-
97 5-Nitro-o-toluidine	+++++	+++++	+++++	+++++	+++++	+++++			
	+++++	+++++	+++++				+++++	+++++	<-
98 4,6-Dinitro-2-methylphenol	+++++	+++++	0.10954	0.12763	0.14126	0.15368			
	0.16446	0.16800	0.17580				0.14863	16.047	<-
99 N-Nitrosodiphenylamine	+++++	0.55435	0.57425	0.56885	0.55994	0.57646			
	0.58297	0.60145	0.60449				0.57784	3.111	<-
100 1,2-Diphenylhydrazine	+++++	0.76938	0.79156	0.78821	0.79541	0.80506			
	0.80608	0.81835	0.81302				0.79838	1.961	<-
101 Diphenylamine	+++++	0.55435	0.57425	0.56885	0.55994	0.57646			
	0.58297	0.60145	0.60449				0.57784	3.111	<-

TestAmerica North Canton

INITIAL CALIBRATION DATA

Start Cal Date : 10-SEP-2009 15:22
End Cal Date : 10-SEP-2009 17:59
Quant Method : ISTD
Origin : Disabled
Target Version : 4.14
Integrator : HP RTE
Method file : \\cansvr11\dd\chem\MSS\a4hp10.i\90910a.b\8270C-625.m
Last Edit : 10-Sep-2009 18:31 gruberj
Curve Type : Average

Compound	0.05000 Level 1	0.25000 Level 2	0.50000 Level 3	1.000 Level 4	2.500 Level 5	5.000 Level 6	RRF	% RSD	
	7.500 Level 7	10.000 Level 8	12.500 Level 9						
102 Tetraethyl dithiopyrophosphat	+++++	+++++	+++++	+++++	+++++	+++++			
	+++++	+++++	+++++				+++++	+++++	<-
103 Diallate 1	+++++	+++++	+++++	+++++	+++++	+++++			
	+++++	+++++	+++++				+++++	+++++	<-
M 189 Diallate, Total	+++++	+++++	+++++	+++++	+++++	+++++			
	+++++	+++++	+++++				+++++	+++++	<-
104 Phorate	+++++	+++++	+++++	+++++	+++++	+++++			
	+++++	+++++	+++++				+++++	+++++	<-
105 1,3,5-Trinitrobenzene	+++++	+++++	+++++	+++++	+++++	+++++			
	+++++	+++++	+++++				+++++	+++++	<-
106 4-Bromophenyl-phenylether	+++++	0.16924	0.17632	0.18535	0.18358	0.18240			
	0.18579	0.18946	0.19795				0.18376	4.639	<-
107 Hexachlorobenzene	0.15773	0.14864	0.17812	0.16617	0.16050	0.16310			
	0.16670	0.16927	0.17535				0.16506	5.443	
108 Phenacetin	+++++	+++++	+++++	+++++	+++++	+++++			
	+++++	+++++	+++++				+++++	+++++	<-
109 Diallate 2	+++++	+++++	+++++	+++++	+++++	+++++			
	+++++	+++++	+++++				+++++	+++++	<-
110 Dimethoate	+++++	+++++	+++++	+++++	+++++	+++++			
	+++++	+++++	+++++				+++++	+++++	<-
111 Pentachlorophenol	+++++	0.09866	0.10725	0.11328	0.12442	0.13011			
	0.13498	0.14271	0.15010				0.12519	14.210	<-

TestAmerica North Canton

INITIAL CALIBRATION DATA

Start Cal Date : 10-SEP-2009 15:22
End Cal Date : 10-SEP-2009 17:59
Quant Method : ISTD
Origin : Disabled
Target Version : 4.14
Integrator : HP RTE
Method file : \\cansvr11\dd\chem\MSS\a4hp10.i\90910a.b\8270C-625.m
Last Edit : 10-Sep-2009 18:31 gruberj
Curve Type : Average

Compound	0.05000 Level 1	0.25000 Level 2	0.50000 Level 3	1.000 Level 4	2.500 Level 5	5.000 Level 6	RRF	% RSD	
	7.500 Level 7	10.000 Level 8	12.500 Level 9						
112 Pentachloronitrobenzene	+++++	+++++	+++++	+++++	+++++	+++++			
	+++++	+++++	+++++				+++++	+++++	<-
113 4-Aminobiphenyl	+++++	+++++	+++++	+++++	+++++	+++++			
	+++++	+++++	+++++				+++++	+++++	<-
114 Pronamide	+++++	+++++	+++++	+++++	+++++	+++++			
	+++++	+++++	+++++				+++++	+++++	<-
115 Phenanthrene	1.13546	1.08648	1.07717	1.08481	1.07290	1.09584			
	1.11069	1.10429	1.13313				1.10009	2.076	
116 Anthracene	1.02080	1.03537	1.03795	1.08670	1.07948	1.09515			
	1.09639	1.12668	1.10197				1.07561	3.335	
117 Dinoseb	+++++	+++++	+++++	+++++	+++++	+++++			
	+++++	+++++	+++++				+++++	+++++	<-
118 Disulfoton	+++++	+++++	+++++	+++++	+++++	+++++			
	+++++	+++++	+++++				+++++	+++++	<-
119 Carbazole	+++++	1.00702	1.01119	1.03178	1.02841	1.05609			
	1.05135	1.06904	1.08319				1.04226	2.609	<-
120 Di-n-Butylphthalate	+++++	1.10329	1.13452	1.13749	1.18376	1.18644			
	1.18164	1.17661	1.12050				1.15303	2.849	<-
121 4-Nitroquinoline 1-oxide	+++++	+++++	+++++	+++++	+++++	+++++			
	+++++	+++++	+++++				+++++	+++++	<-
122 Methapyrilene	+++++	+++++	+++++	+++++	+++++	+++++			
	+++++	+++++	+++++				+++++	+++++	<-

TestAmerica North Canton

INITIAL CALIBRATION DATA

Start Cal Date : 10-SEP-2009 15:22
End Cal Date : 10-SEP-2009 17:59
Quant Method : ISTD
Origin : Disabled
Target Version : 4.14
Integrator : HP RTE
Method file : \\cansvr11\dd\chem\MSS\a4hp10.i\90910a.b\8270C-625.m
Last Edit : 10-Sep-2009 18:31 gruberj
Curve Type : Average

Compound	0.05000 Level 1	0.25000 Level 2	0.50000 Level 3	1.000 Level 4	2.500 Level 5	5.000 Level 6	RRF	% RSD	
	7.500 Level 7	10.000 Level 8	12.500 Level 9						
123 Fluoranthene	1.08009	1.07529	1.07115	1.10310	1.09528	1.11637			
	1.12006	1.13925	1.11065				1.10125	2.076	
124 Benzidine	+++++	0.60355	0.64184	0.73495	0.73386	0.75851			
	0.75773	0.79180	0.81854				0.73010	9.963	<-
125 Pyrene	1.25033	1.20323	1.23362	1.24619	1.26337	1.26557			
	1.29026	1.31295	1.30304				1.26317	2.760	
126 Aramite 1	+++++	+++++	+++++	+++++	+++++	+++++			
	+++++	+++++	+++++				+++++	+++++	<-
M 191 Aramite, Total	+++++	+++++	+++++	+++++	+++++	+++++			
	+++++	+++++	+++++				+++++	+++++	<-
127 Aramite 2	+++++	+++++	+++++	+++++	+++++	+++++			
	+++++	+++++	+++++				+++++	+++++	<-
128 p-Dimethylamino azobenzene	+++++	+++++	+++++	+++++	+++++	+++++			
	+++++	+++++	+++++				+++++	+++++	<-
129 p-Chlorobenzilate	+++++	+++++	+++++	+++++	+++++	+++++			
	+++++	+++++	+++++				+++++	+++++	<-
130 Famphur 1	+++++	+++++	+++++	+++++	+++++	+++++			
	+++++	+++++	+++++				+++++	+++++	<-
131 Butylbenzylphthalate	+++++	0.52319	0.48804	0.52540	0.55111	0.55012			
	0.55432	0.57577	0.58003				0.54350	5.568	<-
132 3,3'-Dimethylbenzidine	+++++	+++++	+++++	+++++	+++++	+++++			
	+++++	+++++	+++++				+++++	+++++	<-

TestAmerica North Canton

INITIAL CALIBRATION DATA

Start Cal Date : 10-SEP-2009 15:22
End Cal Date : 10-SEP-2009 17:59
Quant Method : ISTD
Origin : Disabled
Target Version : 4.14
Integrator : HP RTE
Method file : \\cansvr11\dd\chem\MSS\a4hp10.i\90910a.b\8270C-625.m
Last Edit : 10-Sep-2009 18:31 gruberj
Curve Type : Average

Compound	0.05000 Level 1	0.25000 Level 2	0.50000 Level 3	1.000 Level 4	2.500 Level 5	5.000 Level 6	RRF	% RSD	
	7.500 Level 7	10.000 Level 8	12.500 Level 9						
133 3,3'-Dimethoxybenzidine	+++++	0.15490	0.16452	0.21122	0.22229	0.23624			
	0.23537	0.24392	0.24108				0.21369	16.399	<-
134 2-Acetylaminofluorene	+++++	+++++	+++++	+++++	+++++	+++++			
	+++++	+++++	+++++				+++++	+++++	<-
135 3,3'-Dichlorobenzidine	+++++	0.37121	0.39762	0.40555	0.41694	0.43591			
	0.44684	0.46713	0.48376				0.42812	8.754	<-
136 Benzo(a)Anthracene	1.30808	1.12381	1.16027	1.18076	1.18282	1.17775			
	1.21252	1.24224	1.28620				1.20827	4.981	
137 Chrysene	1.12037	1.14348	1.09409	1.10613	1.09636	1.11665			
	1.12025	1.18122	1.20298				1.13128	3.347	
138 4,4'-Methylene bis(o-chloroan	+++++	0.19185	0.19202	0.21443	0.21546	0.21536			
	0.22231	0.23258	0.24105				0.21563	8.038	<-
139 bis(2-ethylhexyl)Phthalate	+++++	0.69542	0.69467	0.72894	0.78647	0.77875			
	0.77735	0.79559	0.79533				0.75657	5.735	<-
140 Di-n-octylphthalate	+++++	1.22293	1.20352	1.31795	1.43770	1.45693			
	1.50963	1.49874	1.59039				1.40472	10.038	<-
141 Benzo(b)fluoranthene	1.14248	1.06940	1.15450	1.14000	1.14070	1.23958			
	1.28113	1.33284	1.40007				1.21119	8.962	
142 Benzo(k)fluoranthene	1.27433	1.24801	1.13140	1.25742	1.27758	1.23961			
	1.31029	1.31835	1.40038				1.27304	5.673	
143 7,12-dimethylbenz[a]anthracen	+++++	+++++	+++++	+++++	+++++	+++++			
	+++++	+++++	+++++				+++++	+++++	<-

TestAmerica North Canton

INITIAL CALIBRATION DATA

Start Cal Date : 10-SEP-2009 15:22
End Cal Date : 10-SEP-2009 17:59
Quant Method : ISTD
Origin : Disabled
Target Version : 4.14
Integrator : HP RTE
Method file : \\cansvr11\dd\chem\MSS\a4hp10.i\90910a.b\8270C-625.m
Last Edit : 10-Sep-2009 18:31 gruberj
Curve Type : Average

Compound	0.05000 Level 1	0.25000 Level 2	0.50000 Level 3	1.000 Level 4	2.500 Level 5	5.000 Level 6	RRF	% RSD	
	7.500 Level 7	10.000 Level 8	12.500 Level 9						
144 Hexachlorophene	+++++	+++++	+++++	+++++	+++++	+++++			
	+++++	+++++	+++++				+++++	+++++	<-
145 Hexachlorophene product	+++++	+++++	+++++	+++++	+++++	+++++			
	+++++	+++++	+++++				+++++	+++++	<-
146 Benzo(a)pyrene	1.07918	1.06994	1.02269	1.08009	1.12798	1.15607			
	1.19037	1.22392	1.28489				1.13724	7.414	
148 3-Methylcholanthrene	+++++	+++++	+++++	+++++	+++++	+++++			
	+++++	+++++	+++++				+++++	+++++	<-
149 Indeno(1,2,3-cd)pyrene	1.08774	1.03080	1.08348	1.14693	1.17293	1.20863			
	1.26008	1.31039	1.36748				1.18539	9.449	
150 Dibenz(a,h)anthracene	0.75821	0.81439	0.82044	0.87822	0.89783	0.93242			
	0.97144	1.01655	1.06902				0.90650	11.180	
151 Benzo(g,h,i)perylene	0.89390	0.89492	0.91387	0.94954	0.95235	0.97883			
	1.02499	1.07857	1.10448				0.97683	7.919	
199 3-Picoline	+++++	+++++	+++++	+++++	+++++	+++++			
	+++++	+++++	+++++				+++++	+++++	<-
200 N,N-Dimethylacetamide	+++++	+++++	+++++	+++++	+++++	+++++			
	+++++	+++++	+++++				+++++	+++++	<-
201 Quinoline	+++++	+++++	+++++	+++++	+++++	+++++			
	+++++	+++++	+++++				+++++	+++++	<-
202 Diphenyl	+++++	+++++	+++++	+++++	+++++	+++++			
	+++++	+++++	+++++				+++++	+++++	<-

TestAmerica North Canton

INITIAL CALIBRATION DATA

Start Cal Date : 10-SEP-2009 15:22
End Cal Date : 10-SEP-2009 17:59
Quant Method : ISTD
Origin : Disabled
Target Version : 4.14
Integrator : HP RTE
Method file : \\cansvr11\dd\chem\MSS\a4hp10.i\90910a.b\8270C-625.m
Last Edit : 10-Sep-2009 18:31 gruberj
Curve Type : Average

Compound	0.05000 Level 1	0.25000 Level 2	0.50000 Level 3	1.000 Level 4	2.500 Level 5	5.000 Level 6	RRF	% RSD	
	7.500 Level 7	10.000 Level 8	12.500 Level 9						
203 Diphenyl ether	+++++	+++++	+++++	+++++	+++++	+++++			
	+++++	+++++	+++++				+++++	+++++	<-
204 6-Methylchrysene	+++++	+++++	+++++	+++++	+++++	+++++			
	+++++	+++++	+++++				+++++	+++++	<-
205 Benzenethiol	+++++	+++++	+++++	+++++	+++++	+++++			
	+++++	+++++	+++++				+++++	+++++	<-
207 Indene	+++++	+++++	+++++	+++++	+++++	+++++			
	+++++	+++++	+++++				+++++	+++++	<-
208 Dibenz(a,j)acridine	+++++	+++++	+++++	+++++	+++++	+++++			
	+++++	+++++	+++++				+++++	+++++	<-
209 Benzaldehyde	+++++	0.95960	0.94991	0.95371	0.95337	0.93201			
	0.87737	0.80587	+++++				0.91883	6.235	<-
210 Caprolactam	+++++	0.09385	0.09472	0.10317	0.10782	0.11137			
	0.11296	0.11931	0.12031				0.10794	9.367	<-
211 1,1'-Biphenyl	1.41551	1.39124	1.38090	1.38148	1.34767	1.31605			
	1.33436	1.33460	1.31326				1.35723	2.664	
212 Atrazine	+++++	0.16936	0.17414	0.16665	0.17443	0.17464			
	0.17561	0.17199	0.16294				0.17122	2.642	<-
213 Benzothiazole	+++++	+++++	+++++	+++++	+++++	+++++			
	+++++	+++++	+++++				+++++	+++++	<-
214 1,3-Dimethyl-2-Thiourea	+++++	+++++	+++++	+++++	+++++	+++++			
	+++++	+++++	+++++				+++++	+++++	<-

TestAmerica North Canton

INITIAL CALIBRATION DATA

Start Cal Date : 10-SEP-2009 15:22
End Cal Date : 10-SEP-2009 17:59
Quant Method : ISTD
Origin : Disabled
Target Version : 4.14
Integrator : HP RTE
Method file : \\cansvr11\dd\chem\MSS\a4hp10.i\90910a.b\8270C-625.m
Last Edit : 10-Sep-2009 18:31 gruberj
Curve Type : Average

Compound	0.05000 Level 1	0.25000 Level 2	0.50000 Level 3	1.000 Level 4	2.500 Level 5	5.000 Level 6	7.500 Level 7	10.000 Level 8	12.500 Level 9	___ RRF	% RSD	
237 3,4-Dichloronitrobenzene	+++++	+++++	+++++	+++++	+++++	+++++	+++++	+++++	+++++	+++++	+++++	<-
238 Bis(2-hydroxyphenyl)methane	+++++	+++++	+++++	+++++	+++++	+++++	+++++	+++++	+++++	+++++	+++++	<-
239 Bis(4-hydroxyphenyl)methane	+++++	+++++	+++++	+++++	+++++	+++++	+++++	+++++	+++++	+++++	+++++	<-
240 4-Chlorophenol	+++++	+++++	+++++	+++++	+++++	+++++	+++++	+++++	+++++	+++++	+++++	<-
241 2,3-Dichlorophenol	+++++	+++++	+++++	+++++	+++++	+++++	+++++	+++++	+++++	+++++	+++++	<-
242 2,5-Dichlorophenol	+++++	+++++	+++++	+++++	+++++	+++++	+++++	+++++	+++++	+++++	+++++	<-
243 Octachlorostyrene	+++++	+++++	+++++	+++++	+++++	+++++	+++++	+++++	+++++	+++++	+++++	<-
244 Octachlorocyclopentene	+++++	+++++	+++++	+++++	+++++	+++++	+++++	+++++	+++++	+++++	+++++	<-
$ 154 Nitrobenzene-d5	0.40739	0.33893	0.36144	0.34443	0.34258	0.34682	0.35549	0.35440	0.36273	0.35713	5.770	
$ 155 2-Fluorobiphenyl	1.26433	1.26137	1.25121	1.21708	1.20881	1.17780	1.24055	1.22204	1.23298	1.23068	2.250	
$ 156 Terphenyl-d14	0.69466	0.76053	0.72105	0.74308	0.75406	0.76337	0.77561	0.77815	0.81297	0.75594	4.522	

TestAmerica North Canton

INITIAL CALIBRATION DATA

Start Cal Date : 10-SEP-2009 15:22
End Cal Date : 10-SEP-2009 17:59
Quant Method : ISTD
Origin : Disabled
Target Version : 4.14
Integrator : HP RTE
Method file : \\cansvr11\dd\chem\MSS\a4hp10.i\90910a.b\8270C-625.m
Last Edit : 10-Sep-2009 18:31 gruberj
Curve Type : Average

Compound	0.05000 Level 1	0.25000 Level 2	0.50000 Level 3	1.000 Level 4	2.500 Level 5	5.000 Level 6	RRF	% RSD	
	7.500 Level 7	10.000 Level 8	12.500 Level 9						
$ 157 Phenol-d5	1.76777	1.79467	1.75726	1.73005	1.77249	1.82418			
	1.81172	1.87925	1.88850				1.80288	2.994	
$ 158 2-Fluorophenol	1.17926	1.26256	1.26402	1.24588	1.26399	1.29695			
	1.25829	1.28204	1.27948				1.25916	2.661	
$ 159 2,4,6-Tribromophenol	0.10353	0.10428	0.10947	0.11517	0.11465	0.11461			
	0.11896	0.12114	0.12769				0.11439	6.831	
$ 186 2-Chlorophenol-d4	+++++	1.22316	1.18947	1.21000	1.24367	1.24627			
	1.22451	1.29049	1.28400				1.23895	2.814	<-
$ 187 1,2-Dichlorobenzene-d4	+++++	0.85759	0.80768	0.80029	0.78700	0.80192			
	0.79241	0.79855	0.79153				0.80462	2.782	<-

SW846 8270C METHOD BLANK SUMMARY

BLANK WORKORDER NO.: LKFRT1AA

Lab Name: TestAmerica Laboratories, Inc.

Lab Code: TALCAN

SDG Number: 9I08113

Lab File ID: LKFRT1AA.

Lot Number: A9I080113

Date Analyzed: 09/10/09

Time Analyzed: 18:39

Matrix: WATER

Date Extracted: 09/08/09

GC Column: DB-5MS ID: .18

Extraction Method: 3510C

Instrument ID: HP10

Level: (low/med) LOW

THIS METHOD BLANK APPLIES TO THE FOLLOWING SAMPLES, LCS, LCSD, MS , MSD:

	CLIENT ID.	SAMPLE WORK ORDER #	LAB FILE ID	DATE ANALYZED	TIME ANALYZED
01	MSA-MW34I-090409	LKFL31AA	LKFL31AA.	09/10/09	21:55
02	MSA-MW34S-090409	LKFL91AM	LKFL91AM.	09/10/09	22:14
03	MSA-MW33I-090409	LKFMC1AM	LKFMC1AM.	09/10/09	22:34
04	MSA-MW33S-090409	LKFMD1AM	LKFMD1AM.	09/10/09	22:53
05	MSA-MW32S-090409	LKFMG1AM	LKFMG1AM.	09/10/09	23:13
06	MSA-MW32I-090409	LKFMJ1AM	LKFMJ1AM.	09/10/09	23:33
07	CHECK SAMPLE	LKFRT1AC C	LKFRT1AC.	09/10/09	18:58
08	DUPLICATE CHECK	LKFRT1AD L	LKFRT1AD.	09/10/09	19:18
09					
10					
11					
12					
13					
14					
15					
16					
17					
18					
19					
20					
21					
22					
23					
24					
25					
26					
27					
28					
29					
30					

COMMENTS:

FORM IV

METHOD BLANK REPORT

GC/MS Semivolatiles

Client Lot #...: 9I08113 **Work Order #...:** LKFRT1AA **Matrix.....:** WATER
MB Lot-Sample #: A9I080000-241

Prep Date.....: 09/08/09 **Final Wgt/Vol..:** 2 mL
Analysis Date..: 09/10/09 **Prep Batch #...:** 9251241
Dilution Factor: 1 **Initial Wgt/Vol:** 1000 mL

PARAMETER	RESULT	REPORTING LIMIT	UNITS	METHOD
Acetophenone	ND	1.0	ug/L	SW846 8270C
Atrazine	ND	1.0	ug/L	SW846 8270C
1,4-Dioxane	ND	1.0	ug/L	SW846 8270C
N-Nitrosodimethylamine	ND	1.0	ug/L	SW846 8270C
Benzaldehyde	ND	1.0	ug/L	SW846 8270C
1,1'-Biphenyl	ND	1.0	ug/L	SW846 8270C
Caprolactam	ND	5.0	ug/L	SW846 8270C
Phenol	ND	1.0	ug/L	SW846 8270C
bis(2-Chloroethyl)-ether	ND	1.0	ug/L	SW846 8270C
2-Chlorophenol	ND	1.0	ug/L	SW846 8270C
2-Methylphenol	ND	1.0	ug/L	SW846 8270C
2,2'-oxybis(1-Chloro-propane)	ND	1.0	ug/L	SW846 8270C
4-Methylphenol	ND	1.0	ug/L	SW846 8270C
N-Nitrosodi-n-propyl-amine	ND	1.0	ug/L	SW846 8270C
Hexachloroethane	ND	1.0	ug/L	SW846 8270C
Nitrobenzene	ND	1.0	ug/L	SW846 8270C
Isophorone	ND	1.0	ug/L	SW846 8270C
2-Nitrophenol	ND	2.0	ug/L	SW846 8270C
2,4-Dimethylphenol	ND	2.0	ug/L	SW846 8270C
bis(2-Chloroethoxy) methane	ND	1.0	ug/L	SW846 8270C
2,4-Dichlorophenol	ND	2.0	ug/L	SW846 8270C
Naphthalene	ND	0.20	ug/L	SW846 8270C
4-Chloroaniline	ND	2.0	ug/L	SW846 8270C
Hexachlorobutadiene	ND	1.0	ug/L	SW846 8270C
4-Chloro-3-methylphenol	ND	2.0	ug/L	SW846 8270C
2-Methylnaphthalene	ND	0.20	ug/L	SW846 8270C
Hexachlorocyclopenta-diene	ND	10	ug/L	SW846 8270C
2,4,6-Trichloro-phenol	ND	5.0	ug/L	SW846 8270C
2,4,5-Trichloro-phenol	ND	5.0	ug/L	SW846 8270C
2-Chloronaphthalene	ND	1.0	ug/L	SW846 8270C
2-Nitroaniline	ND	2.0	ug/L	SW846 8270C
Dimethyl phthalate	ND	1.0	ug/L	SW846 8270C
Acenaphthylene	ND	0.20	ug/L	SW846 8270C
2,6-Dinitrotoluene	ND	5.0	ug/L	SW846 8270C

(Continued on next page)

METHOD BLANK REPORT

GC/MS Semivolatiles

Client Lot #...: 9I08113 **Work Order #...:** LKFRT1AA **Matrix.....:** WATER

PARAMETER	RESULT	REPORTING LIMIT	UNITS	METHOD
3-Nitroaniline	ND	2.0	ug/L	SW846 8270C
Acenaphthene	ND	0.20	ug/L	SW846 8270C
2,4-Dinitrophenol	ND	5.0	ug/L	SW846 8270C
4-Nitrophenol	ND	5.0	ug/L	SW846 8270C
Dibenzofuran	ND	1.0	ug/L	SW846 8270C
2,4-Dinitrotoluene	ND	5.0	ug/L	SW846 8270C
Diethyl phthalate	ND	1.0	ug/L	SW846 8270C
4-Chlorophenyl phenyl ether	ND	2.0	ug/L	SW846 8270C
Fluorene	ND	0.20	ug/L	SW846 8270C
4-Nitroaniline	ND	2.0	ug/L	SW846 8270C
4,6-Dinitro-2-methylphenol	ND	5.0	ug/L	SW846 8270C
N-Nitrosodiphenylamine	ND	1.0	ug/L	SW846 8270C
4-Bromophenyl phenyl ether	ND	2.0	ug/L	SW846 8270C
Hexachlorobenzene	ND	0.20	ug/L	SW846 8270C
Pentachlorophenol	ND	5.0	ug/L	SW846 8270C
Phenanthrene	ND	0.20	ug/L	SW846 8270C
Anthracene	ND	0.20	ug/L	SW846 8270C
Carbazole	ND	1.0	ug/L	SW846 8270C
Di-n-butyl phthalate	ND	1.0	ug/L	SW846 8270C
Fluoranthene	ND	0.20	ug/L	SW846 8270C
Pyrene	ND	0.20	ug/L	SW846 8270C
Butyl benzyl phthalate	ND	1.0	ug/L	SW846 8270C
3,3'-Dichlorobenzidine	ND	5.0	ug/L	SW846 8270C
Benzo(a)anthracene	ND	0.20	ug/L	SW846 8270C
Chrysene	ND	0.20	ug/L	SW846 8270C
bis(2-Ethylhexyl) phthalate	ND	2.0	ug/L	SW846 8270C
Di-n-octyl phthalate	ND	1.0	ug/L	SW846 8270C
Benzo(b)fluoranthene	ND	0.20	ug/L	SW846 8270C
Benzo(k)fluoranthene	ND	0.20	ug/L	SW846 8270C
Benzo(a)pyrene	ND	0.20	ug/L	SW846 8270C
Indeno(1,2,3-cd)pyrene	ND	0.20	ug/L	SW846 8270C
Dibenz(a,h)anthracene	ND	0.20	ug/L	SW846 8270C
Benzo(ghi)perylene	ND	0.20	ug/L	SW846 8270C

SURROGATE	PERCENT RECOVERY	RECOVERY LIMITS
Nitrobenzene-d5	64	(27 - 111)
2-Fluorobiphenyl	58	(28 - 110)
Terphenyl-d14	76	(37 - 119)
Phenol-d5	44	(10 - 110)
2-Fluorophenol	56	(10 - 110)

(Continued on next page)

METHOD BLANK REPORT

GC/MS Semivolatiles

Client Lot #...: 9I08113 **Work Order #...:** LKFRT1AA **Matrix.....:** WATER

PARAMETER	RESULT	REPORTING LIMIT	UNITS	METHOD
2,4,6-Tribromophenol	60	(22 - 120)		

NOTE(S):

Calculations are performed before rounding to avoid round-off errors in calculated results.

SW846 8270C SURROGATE RECOVERY

Lab Name: TestAmerica Laboratories, Inc. Client: Tetra Tech NUS, Inc

Lab Code: TALCAN SDG No: 9I08113

Lot #: A9I080113

Extraction: XXI54QLLB

	CLIENT ID.	SRG01	SRG02	SRG03	SRG04	SRG05	SRG06	TOT OUT
01	MSA-MW34I-090409	72	63	80	27	44	69	00
02	MSA-MW34S-090409	71	67	82	26	42	73	00
03	MSA-MW33I-090409	66	65	81	27	42	71	00
04	MSA-MW33S-090409	68	66	79	26	42	73	00
05	MSA-MW32S-090409	72	67	85	24	41	76	00
06	MSA-MW32I-090409	74	65	84	28	45	76	00
07	METHOD BLK. LKFRT1AA	64	58	76	44	56	60	00
08	LCS LKFRT1AC	81	76	91	50	67	82	00
09	LCSD LKFRT1AD	80	77	90	49	65	81	00

SURROGATES		QC LIMITS
SRG01	= Nitrobenzene-d5	(27-111)
SRG02	= 2-Fluorobiphenyl	(28-110)
SRG03	= Terphenyl-d14	(37-119)
SRG04	= Phenol-d5	(10-110)
SRG05	= 2-Fluorophenol	(10-110)
SRG06	= 2,4,6-Tribromophenol	(22-120)

\# Column to be used to flag recovery values
* Values outside of required QC Limits
D System monitoring Compound diluted out

FORM II

LABORATORY CONTROL SAMPLE EVALUATION REPORT

GC/MS Semivolatiles

Client Lot #...: 9I08113 Work Order #...: LKFRT1AC-LCS Matrix.....: WATER
LCS Lot-Sample#: A9I080000-241 LKFRT1AD-LCSD
Prep Date.....: 09/08/09 Analysis Date..: 09/10/09
Prep Batch #...: 9251241
Dilution Factor: 1 Final Wgt/Vol..: 2 mL
Initial Wgt/Vol: 1000 mL

PARAMETER	PERCENT RECOVERY	RECOVERY LIMITS	RPD	RPD LIMITS	METHOD
Phenol	50	(14 - 112)			SW846 8270C
	49	(14 - 112)	2.0	(0-30)	SW846 8270C
1,2,4-Trichloro-benzene	65	(25 - 110)			SW846 8270C
	65	(25 - 110)	0.14	(0-30)	SW846 8270C
2-Chlorophenol	71	(27 - 110)			SW846 8270C
	71	(27 - 110)	0.090	(0-30)	SW846 8270C
1,4-Dichlorobenzene	71	(19 - 110)			SW846 8270C
	70	(19 - 110)	1.6	(0-30)	SW846 8270C
N-Nitrosodi-n-propyl-amine	80	(37 - 121)			SW846 8270C
	81	(37 - 121)	0.37	(0-30)	SW846 8270C
4-Chloro-3-methylphenol	74	(39 - 110)			SW846 8270C
	75	(39 - 110)	0.99	(0-30)	SW846 8270C
Acenaphthene	79	(40 - 110)			SW846 8270C
	79	(40 - 110)	0.29	(0-30)	SW846 8270C
4-Nitrophenol	54	(12 - 130)			SW846 8270C
	55	(12 - 130)	1.4	(0-30)	SW846 8270C
2,4-Dinitrotoluene	88	(52 - 123)			SW846 8270C
	89	(52 - 123)	0.40	(0-30)	SW846 8270C
Pentachlorophenol	81	(26 - 110)			SW846 8270C
	77	(26 - 110)	5.8	(0-30)	SW846 8270C
Pyrene	77	(55 - 120)			SW846 8270C
	78	(55 - 120)	0.78	(0-30)	SW846 8270C

SURROGATE	PERCENT RECOVERY	RECOVERY LIMITS
Nitrobenzene-d5	81	(27 - 111)
	80	(27 - 111)
2-Fluorobiphenyl	76	(28 - 110)
	77	(28 - 110)
Terphenyl-d14	91	(37 - 119)
	90	(37 - 119)
Phenol-d5	50	(10 - 110)
	49	(10 - 110)
2-Fluorophenol	67	(10 - 110)
	65	(10 - 110)

(Continued on next page)

LABORATORY CONTROL SAMPLE EVALUATION REPORT

GC/MS Semivolatiles

Client Lot #...: 9I08113 **Work Order #...:** LKFRT1AC-LCS **Matrix.....:** WATER
LCS Lot-Sample#: A9I080000-241 LKFRT1AD-LCSD

SURROGATE	PERCENT RECOVERY	RECOVERY LIMITS
2,4,6-Tribromophenol	82	(22 - 120)
	81	(22 - 120)

NOTE(S):

Calculations are performed before rounding to avoid round-off errors in calculated results.

Bold print denotes control parameters

LABORATORY CONTROL SAMPLE DATA REPORT

GC/MS Semivolatiles

Client Lot #...: 9I08113 **Work Order #...:** LKFRT1AC-LCS **Matrix.....:** WATER
LCS Lot-Sample#: A9I080000-241 LKFRT1AD-LCSD
Prep Date.....: 09/08/09 **Analysis Date..:** 09/10/09
Prep Batch #...: 9251241
Dilution Factor: 1 **Final Wgt/Vol..:** 2 mL
Initial Wgt/Vol: 1000 mL

PARAMETER	SPIKE AMOUNT	MEASURED AMOUNT	UNITS	PERCENT RECOVERY	RPD	METHOD
Phenol	20	10	ug/L	50		SW846 8270C
	20	9.8	ug/L	49	2.0	SW846 8270C
1,2,4-Trichloro-benzene	20	13	ug/L	65		SW846 8270C
	20	13	ug/L	65	0.14	SW846 8270C
2-Chlorophenol	20	14	ug/L	71		SW846 8270C
	20	14	ug/L	71	0.090	SW846 8270C
1,4-Dichlorobenzene	20	14	ug/L	71		SW846 8270C
	20	14	ug/L	70	1.6	SW846 8270C
N-Nitrosodi-n-propyl-amine	20	16	ug/L	80		SW846 8270C
	20	16	ug/L	81	0.37	SW846 8270C
4-Chloro-3-methylphenol	20	15	ug/L	74		SW846 8270C
	20	15	ug/L	75	0.99	SW846 8270C
Acenaphthene	20	16	ug/L	79		SW846 8270C
	20	16	ug/L	79	0.29	SW846 8270C
4-Nitrophenol	20	11	ug/L	54		SW846 8270C
	20	11	ug/L	55	1.4	SW846 8270C
2,4-Dinitrotoluene	20	18	ug/L	88		SW846 8270C
	20	18	ug/L	89	0.40	SW846 8270C
Pentachlorophenol	20	16	ug/L	81		SW846 8270C
	20	15	ug/L	77	5.8	SW846 8270C
Pyrene	20	15	ug/L	77		SW846 8270C
	20	16	ug/L	78	0.78	SW846 8270C

SURROGATE	PERCENT RECOVERY	RECOVERY LIMITS
Nitrobenzene-d5	81	(27 - 111)
	80	(27 - 111)
2-Fluorobiphenyl	76	(28 - 110)
	77	(28 - 110)
Terphenyl-d14	91	(37 - 119)
	90	(37 - 119)
Phenol-d5	50	(10 - 110)
	49	(10 - 110)
2-Fluorophenol	67	(10 - 110)
	65	(10 - 110)

(Continued on next page)

LABORATORY CONTROL SAMPLE DATA REPORT

GC/MS Semivolatiles

Client Lot #...: 9I08113 **Work Order #...:** LKFRT1AC-LCS **Matrix.....:** WATER
LCS Lot-Sample#: A9I080000-241 LKFRT1AD-LCSD

SURROGATE	PERCENT RECOVERY	RECOVERY LIMITS
2,4,6-Tribromophenol	82	(22 - 120)
	81	(22 - 120)

NOTE(S):

Calculations are performed before rounding to avoid round-off errors in calculated results.

Bold print denotes control parameters

SW846 8270C CHECK SAMPLE RECOVERY

Lab Name: TestAmerica Laboratories, Inc. Client: Tetra Tech NUS, Inc

Lab Code: TALCAN SDG No: 9I08113

Lot #: A9I080000 WO #: LKFRT1AC
BATCH: 9251241

COMPOUND	SPIKE ADDED (ug/L)	SAMPLE CONCENT. (ug/L)	% REC	QC LIMITS REC	QUAL
1,2,4-Trichlorobenzene	20	13	65	25 - 110	
Acenaphthene	20	16	79	40 - 110	
2,4-Dinitrotoluene	20	18	88	52 - 123	
Pyrene	20	15	77	55 - 120	
N-Nitrosodi-n-propylamine	20	16	80	37 - 121	
1,4-Dichlorobenzene	20	14	71	19 - 110	
Pentachlorophenol	20	16	81	26 - 110	
Phenol	20	10	50	14 - 112	
2-Chlorophenol	20	14	71	27 - 110	
4-Chloro-3-methylphenol	20	15	74	39 - 110	
4-Nitrophenol	20	11	54	12 - 130	

NOTES(S):

* Values outside of QC limits

Spike Recovery: 0 out of 11 outside limits

COMMENTS:

FORM III

SW846 8270C CHECK SAMPLE DUPLICATE RECOVERY

Lab Name: TestAmerica Laboratories, Inc. Client: Tetra Tech NUS, Inc

Lab Code: TALCAN SDG No: 9I08113

Lot #: A9I080000 WO #: LKFRT1AD
BATCH: 9251241

COMPOUND	SPIKE ADDED (ug/L)	SAMPLE CONCENT. (ug/L)	% REC	QC LIMITS REC	QUAL
1,2,4-Trichlorobenzene	20	13	65	25 - 110	
Acenaphthene	20	16	79	40 - 110	
2,4-Dinitrotoluene	20	18	89	52 - 123	
Pyrene	20	16	78	55 - 120	
N-Nitrosodi-n-propylamine	20	16	81	37 - 121	
1,4-Dichlorobenzene	20	14	70	19 - 110	
Pentachlorophenol	20	15	77	26 - 110	
Phenol	20	9.8	49	14 - 112	
2-Chlorophenol	20	14	71	27 - 110	
4-Chloro-3-methylphenol	20	15	75	39 - 110	
4-Nitrophenol	20	11	55	12 - 130	

NOTES(S):

* Values outside of QC limits

Spike Recovery: 0 out of 11 outside limits

COMMENTS:

FORM III

8B

SEMIVOLATILE INTERNAL STANDARD AREA AND RT SUMMARY

Lab Name: NORTH CANTON Contract:

Lab Code: TACAN Case No.: SAS No.: SDG No.: 9I08113

Lab File ID (Standard): 1SMH0910 Date Analyzed: 09/10/09

Instrument ID: A4HP10 Time Analyzed: 1759

		IS1(DCB) AREA #	RT #	IS2(NPT) AREA #	RT #	IS3(ANT) AREA #	RT #
	12 HOUR STD	298044	3.56	1186542	4.45	658030	5.72
	UPPER LIMIT	596088	4.06	2373084	4.95	1316060	6.22
	LOWER LIMIT	149022	3.06	593271	3.95	329015	5.22
	EPA SAMPLE NO.						
01	LKFRTBLK	267173	3.56	1051397	4.45	584937	5.72
02	LKFRTCHK	283971	3.56	1127011	4.45	629849	5.72
03	LKFRTCKDUP	269682	3.56	1069212	4.45	598321	5.72
04	MSA-MW34I-09	303760	3.56	1200597	4.45	666861	5.72
05	MSA-MW34S-09	280456	3.56	1115780	4.45	613918	5.72
06	MSA-MW33I-09	318470	3.56	1278853	4.45	690076	5.72
07	MSA-MW33S-09	323010	3.56	1278106	4.45	694171	5.72
08	MSA-MW32S-09	226935	3.56	880335	4.45	486170	5.72
09	MSA-MW32I-09	320144	3.56	1246595	4.45	685324	5.72
10							
11							
12							
13							
14							
15							
16							
17							
18							
19							
20							
21							
22							

IS1 (DCB) = 1,4-Dichlorobenzene-d4
IS2 (NPT) = Naphthalene-d8
IS3 (ANT) = Acenaphthene-d10

AREA UPPER LIMIT = +100% of internal standard area
AREA LOWER LIMIT = - 50% of internal standard area
RT UPPER LIMIT = + 0.50 minutes of internal standard RT
RT LOWER LIMIT = - 0.50 minutes of internal standard RT

Column used to flag internal standard area values with an asterisk.
* Values outside of QC limits.

SEMIVOLATILE INTERNAL STANDARD AREA AND RT SUMMARY

Lab Name: NORTH CANTON Contract:

Lab Code: TACAN Case No.: SAS No.: SDG No.: 9I08113

Lab File ID (Standard): 1SMH0910 Date Analyzed: 09/10/09

Instrument ID: A4HP10 Time Analyzed: 1759

		IS4(PHN) AREA	#	RT	#	IS5(CRY) AREA	#	RT	#	IS6(PRY) AREA	#	RT	#
	12 HOUR STD	1054757		6.81		976873		8.78		852765		10.28	
	UPPER LIMIT	2109514		7.31		1953746		9.28		1705530		10.78	
	LOWER LIMIT	527379		6.31		488437		8.28		426383		9.78	
	EPA SAMPLE NO.												
01	LKFRTBLK	943023		6.81		915975		8.78		764863		10.28	
02	LKFRTCHK	991929		6.81		1002815		8.78		849168		10.28	
03	LKFRTCKDUP	967662		6.81		956533		8.78		811521		10.28	
04	MSA-MW34I-09	1065961		6.81		1062567		8.78		908967		10.28	
05	MSA-MW34S-09	995649		6.81		983932		8.78		847806		10.28	
06	MSA-MW33I-09	1129504		6.81		1120434		8.78		972905		10.28	
07	MSA-MW33S-09	1110389		6.81		1097330		8.78		943797		10.28	
08	MSA-MW32S-09	793008		6.81		754769		8.78		651592		10.28	
09	MSA-MW32I-09	1114619		6.81		1100121		8.77		951728		10.27	
10													
11													
12													
13													
14													
15													
16													
17													
18													
19													
20													
21													
22													

IS4 (PHN) = Phenanthrene-d10
IS5 (CRY) = Chrysene-d12
IS6 (PRY) = Perylene-d12

AREA UPPER LIMIT = +100% of internal standard area
AREA LOWER LIMIT = - 50% of internal standard area
RT UPPER LIMIT = + 0.50 minutes of internal standard RT
RT LOWER LIMIT = - 0.50 minutes of internal standard RT

Column used to flag internal standard area values with an asterisk.
* Values outside of QC limits.

TETRA TECH NUS, INC. **CALCULATION WORKSHEET** PAGE _____ OF _____

CLIENT	JOB NUMBER		
Lockheed-Dump Road Design	02181 SDG 9I08113		
SUBJECT: Sample Calculation			
BASED ON	DRAWING NUMBER		
BY: Ann Cognetti	CHECKED BY	APPROVED BY	DATE: 10-5-09

I. VOC

Sample Calculation MSA-MW33S-090409

(cis-1,2-dichloroethene)

$$\frac{1576523}{1942778} * 1 * \frac{1}{0.075} * \frac{50}{0.44873} = 1205.6 \text{ ug/L}$$

II. SVOC

Sample Calculation MSA-MW34S-090409

(diethyl phthalate

$$\frac{134038}{613918} * \frac{2000}{(1000 \cdot 0.50)} * \frac{2}{1.1211} = 1.6 \text{ ug/L}$$

Sample Calculation

Tetra Tech NUS, Inc

Client Sample ID: MSA-MW33S-090409

GC/MS Volatiles

Lot-Sample #...: A9I080113-004 **Work Order #...:** LKFMD1AN **Matrix.....:** WG
Date Sampled...: 09/04/09 12:30 **Date Received..:** 09/05/09
Prep Date.....: 09/17/09 **Analysis Date..:** 09/17/09
Prep Batch #...: 9261158
Dilution Factor: 66.67 **Initial Wgt/Vol:** 5 mL **Final Wgt/Vol..:** 5 mL
Method.....: SW846 8260B

PARAMETER	RESULT	REPORTING LIMIT	UNITS	MDL
Acetone	ND	330	ug/L	73
Bromobenzene	ND	67	ug/L	8.7
Bromochloromethane	ND	67	ug/L	19
Bromodichloromethane	ND	67	ug/L	10
2-Butanone	ND	330	ug/L	38
n-Butylbenzene	ND	67	ug/L	8.0
sec-Butylbenzene	ND	67	ug/L	8.7
tert-Butylbenzene	ND	67	ug/L	8.7
Carbon disulfide	ND	67	ug/L	8.7
Dibromochloromethane	ND	67	ug/L	12
1,2-Dibromo-3-chloro-propane	ND	130	ug/L	45
2-Chloroethyl vinyl ether	ND	330	ug/L	66
2-Chlorotoluene	ND	67	ug/L	7.3
4-Chlorotoluene	ND	67	ug/L	12
1,2-Dibromoethane	ND	67	ug/L	16
Dibromomethane	ND	67	ug/L	19
1,2-Dichlorobenzene	ND	67	ug/L	8.7
1,3-Dichlorobenzene	ND	67	ug/L	9.3
1,4-Dichlorobenzene	ND	67	ug/L	8.7
Dichlorodifluoromethane	ND	67	ug/L	21
cis-1,2-Dichloroethene	1200	**67**	**ug/L**	**11**
trans-1,2-Dichloroethene	ND	67	ug/L	13
1,3-Dichloropropane	ND	67	ug/L	11
2,2-Dichloropropane	ND	67	ug/L	8.7
1,1-Dichloropropene	ND	67	ug/L	8.7
Trichlorofluoromethane	ND	67	ug/L	14
Hexachlorobutadiene	ND	67	ug/L	20
2-Hexanone	ND	330	ug/L	27
Isopropylbenzene	ND	67	ug/L	8.7
p-Isopropyltoluene	ND	67	ug/L	8.0
tert-Butyl alcohol	ND	1300	ug/L	260
4-Methyl-2-pentanone	ND	330	ug/L	21
Naphthalene	ND	67	ug/L	16
n-Propylbenzene	ND	67	ug/L	9.3
Styrene	ND	67	ug/L	7.3
1,1,1,2-Tetrachloroethane	ND	67	ug/L	15
1,2,3-Trichlorobenzene	ND	67	ug/L	11

(Continued on next page)

Tetra Tech NUS, Inc

Client Sample ID: MSA-MW33S-090409

GC/MS Volatiles

Lot-Sample #...: A9I080113-004 **Work Order #...:** LKFMD1AN **Matrix.....:** WG

PARAMETER	RESULT	REPORTING LIMIT	UNITS	MDL
1,2,4-Trichloro-benzene	ND	67	ug/L	10
1,2,3-Trichloropropane	ND	67	ug/L	29
1,1,2-Trichloro-1,2,2-trifluoroethane	ND	67	ug/L	19
1,2,4-Trimethylbenzene	ND	67	ug/L	8.0
Vinyl acetate	ND	130	ug/L	13
o-Xylene	ND	67	ug/L	9.3
Xylenes (total)	ND	130	ug/L	19
Methyl tert-butyl ether	ND	330	ug/L	11
m-Xylene & p-Xylene	ND	130	ug/L	16
1,2,3-Trimethylbenzene	ND	330	ug/L	0.39
Diisopropyl Ether (DIPE)	ND	330	ug/L	100
Ethyl-t-Butyl Ether (ETBE)	ND	330	ug/L	7.3
Tert-amyl methyl ether (TAME)	ND	330	ug/L	4.5
Benzene	**36 J**	**67**	**ug/L**	**8.7**
Bromoform	ND	67	ug/L	43
Bromomethane	ND	67	ug/L	27
Carbon tetrachloride	ND	67	ug/L	8.7
Chlorobenzene	ND	67	ug/L	10
Chloroethane	ND	67	ug/L	19
Chloroform	ND	67	ug/L	11
Chloromethane	ND	67	ug/L	20
1,1-Dichloroethane	ND	67	ug/L	10
1,2-Dichloroethane	ND	67	ug/L	15
1,1-Dichloroethene	ND	67	ug/L	13
1,2-Dichloropropane	ND	67	ug/L	12
cis-1,3-Dichloropropene	ND	67	ug/L	9.3
trans-1,3-Dichloropropene	ND	67	ug/L	13
Ethylbenzene	ND	67	ug/L	11
Methylene chloride	ND	67	ug/L	22
1,1,2,2-Tetrachloroethane	ND	67	ug/L	12
Tetrachloroethene	ND	67	ug/L	19
Toluene	ND	67	ug/L	8.7
1,1,1-Trichloroethane	ND	67	ug/L	15
Trichloroethene	**1500**	**67**	**ug/L**	**11**
Vinyl chloride	**140**	**67**	**ug/L**	**15**

SURROGATE	PERCENT RECOVERY	RECOVERY LIMITS
Dibromofluoromethane	85	(73 - 122)
1,2-Dichloroethane-d4	87	(61 - 128)
Toluene-d8	84	(76 - 110)
4-Bromofluorobenzene	85	(74 - 116)

NOTE(S):

J Estimated result. Result is less than RL.

Sample Calculation
VOC

Data File: \\cansvr11\dd\chem\MSV\a3ux11.i\J90917A-IC.b\UXJ4485.D
Report Date: 18-Sep-2009 10:19

TestAmerica North Canton

VOLATILE REPORT SW-846 Method 8260A/8260B

Data file : \\cansvr11\dd\chem\MSV\a3ux11.i\J90917A-IC.b\UXJ4485.D
Lab Smp Id: LKFMD1AN Client Smp ID: MSA-MW33S-090409
Inj Date : 17-SEP-2009 19:26
Operator : 43582 Inst ID: a3ux11.i
Smp Info : LKFMD1AN,0.075ML/5ML
Misc Info : J90917A-IC,8260LLUX11,,43582
Comment :
Method : \\cansvr11\dd\chem\MSV\a3ux11.i\J90917A-IC.b\8260LLUX11.m
Meth Date : 18-Sep-2009 10:07 a3ux11.i Quant Type: ISTD
Cal Date : 08-SEP-2009 08:22 Cal File: UXJ4279.D
Als bottle: 21
Dil Factor: 1.00000
Integrator: HP RTE Compound Sublist: 4-8260+IX.sub
Target Version: 4.14
Processing Host: CANSVR11

Concentration Formula: Amt * DF * 1/Vo * CpndVariable

Name	Value	Description
DF	1.000	Dilution Factor
Vo	0.07500	Sample volume
Va	100.000	Injection Volume
Cpnd Variable		Local Compound Variable

	Compounds	QUANT SIG MASS	RT	EXP RT	REL RT	RESPONSE	CONCENTRATIONS ON-COLUMN (ng)	FINAL (ug/L)
*	1 Fluorobenzene	96	5.224	5.224	(1.000)	1942778	50.0000	
*	2 Chlorobenzene-d5	117	7.898	7.898	(1.000)	1330893	50.0000	
*	3 1,4-Dichlorobenzene-d4	152	10.146	10.146	(1.000)	483312	50.0000	
$	4 Dibromofluoromethane	113	4.656	4.656	(0.891)	567515	42.4592	566.12
$	5 1,2-Dichloroethane-d4	65	4.940	4.952	(0.946)	658880	43.6316	581.75
$	6 Toluene-d8	98	6.585	6.585	(0.834)	2347651	42.2499	563.33
$	7 Bromofluorobenzene	95	9.010	9.010	(1.141)	645558	42.2722	563.63
	8 Dichlorodifluoromethane	85	Compound Not Detected.					
	9 Chloromethane	50	Compound Not Detected.					
	10 Vinyl Chloride	62	1.828	1.828	(0.350)	133112	10.7211	142.95
	11 Bromomethane	94	Compound Not Detected.					
	12 Chloroethane	64	Compound Not Detected.					
	13 Trichlorofluoromethane	101	Compound Not Detected.					
	15 Acrolein	56	Compound Not Detected.					
	16 Acetone	43	Compound Not Detected.					
	17 1,1-Dichloroethene	96	Compound Not Detected.					
	18 Freon-113	151	Compound Not Detected.					
	19 Iodomethane	142	Compound Not Detected.					
	20 Carbon Disulfide	76	Compound Not Detected.					
	21 Methylene Chloride	84	Compound Not Detected.					

Sample Calculation VOC

Data File: \\cansvr11\dd\chem\MSV\a3ux11.i\J90917A-IC.b\UXJ4485.D
Report Date: 18-Sep-2009 10:19

	Compounds	QUANT SIG MASS	RT	EXP RT	REL RT	RESPONSE	CONCENTRATIONS ON-COLUMN (ng)	CONCENTRATIONS FINAL (ug/L)
	24 Methyl tert-butyl ether	73	Compound Not Detected.					
	25 trans-1,2-Dichloroethene	96	Compound Not Detected.					
	26 Hexane	86	Compound Not Detected.					
	27 Vinyl acetate	43	Compound Not Detected.					
	28 1,1-Dichloroethane	63	Compound Not Detected.					
	29 tert-Butyl Alcohol	59	3.295	3.307	(0.631)	3228	3.14011	41.868
	30 2-Butanone	43	Compound Not Detected.					
M	31 1,2-Dichloroethene (total)	96				1576523	90.4193	1205.6
	32 cis-1,2-dichloroethene	96	4.265	4.265	(0.817)	1576523	90.4193	1205.6
	33 2,2-Dichloropropane	77	Compound Not Detected.					
	34 Bromochloromethane	128	Compound Not Detected.					
	35 Chloroform	83	Compound Not Detected.					
	36 Tetrahydrofuran	42	Compound Not Detected.					
	37 1,1,1-Trichloroethane	97	Compound Not Detected.					
	38 1,1-Dichloropropene	75	Compound Not Detected.					
	39 Carbon Tetrachloride	117	Compound Not Detected.					
	40 1,2-Dichloroethane	62	Compound Not Detected.					
	41 Benzene	78	4.999	4.999	(0.957)	184523	2.72754	36.367
	42 Trichloroethene	130	5.532	5.531	(1.059)	1698555	110.634	1475.1
	43 1,2-Dichloropropane	63	Compound Not Detected.					
	44 1,4-Dioxane	88	Compound Not Detected.					
	45 Dibromomethane	93	Compound Not Detected.					
	46 Bromodichloromethane	83	Compound Not Detected.					
	47 2-Chloroethyl vinyl ether	63	Compound Not Detected.					
	48 cis-1,3-Dichloropropene	75	Compound Not Detected.					
	49 4-Methyl-2-pentanone	43	Compound Not Detected.					
	50 Toluene	91	Compound Not Detected.					
	51 trans-1,3-Dichloropropene	75	Compound Not Detected.					
	52 Ethyl Methacrylate	69	Compound Not Detected.					
	53 1,1,2-Trichloroethane	97	Compound Not Detected.					
	54 1,3-Dichloropropane	76	Compound Not Detected.					
	55 Tetrachloroethene	164	Compound Not Detected.					
	56 2-Hexanone	43	Compound Not Detected.					
	57 Dibromochloromethane	129	Compound Not Detected.					
	58 1,2-Dibromoethane	107	Compound Not Detected.					
	59 Chlorobenzene	112	Compound Not Detected.					
	60 1,1,1,2-Tetrachloroethane	131	Compound Not Detected.					
	61 Ethylbenzene	106	Compound Not Detected.					
	62 m + p-Xylene	106	Compound Not Detected.					
M	63 Xylenes (total)	106	Compound Not Detected.					
	64 Xylene-o	106	Compound Not Detected.					
	65 Styrene	104	Compound Not Detected.					
	66 Bromoform	173	Compound Not Detected.					
	67 Isopropylbenzene	105	Compound Not Detected.					
	68 1,1,2,2-Tetrachloroethane	83	Compound Not Detected.					
	69 1,4-Dichloro-2-butene	53	Compound Not Detected.					
	70 1,2,3-Trichloropropane	110	Compound Not Detected.					
	71 Bromobenzene	156	Compound Not Detected.					
	72 n-Propylbenzene	120	Compound Not Detected.					
	73 2-Chlorotoluene	126	Compound Not Detected.					
	74 1,3,5-Trimethylbenzene	105	Compound Not Detected.					
	75 4-Chlorotoluene	126	Compound Not Detected.					

Sample Calculation
VOC

Report Date : 17-Sep-2009 13:50

TestAmerica North Canton

INITIAL CALIBRATION DATA

Start Cal Date : 09-JUN-2009 12:04
End Cal Date : 17-SEP-2009 13:30
Quant Method : ISTD
Origin : Disabled
Target Version : 4.14
Integrator : HP RTE
Method file : \\cansvr11\dd\chem\MSV\a3ux11.i\J90917A-IC.b\8260LLUX11.m
Last Edit : 17-Sep-2009 13:49 evansl
Curve Type : Average.

Calibration File Names:
Level 1: \\cansvr11\dd\chem\MSV\a3ux11.i\J90908A-IC.b\UXJ4282.D
Level 2: \\cansvr11\dd\chem\MSV\a3ux11.i\J90908A-IC.b\UXJ4281.D
Level 3: \\cansvr11\dd\chem\MSV\a3ux11.i\J90908A-IC.b\UXJ4280.D
Level 4: \\cansvr11\dd\chem\MSV\a3ux11.i\J90908A-IC.b\UXJ4279.D
Level 5: \\cansvr11\dd\chem\MSV\a3ux11.i\J90908A-IC.b\UXJ4278.D
Level 6: \\cansvr11\dd\chem\MSV\a3ux11.i\J90908A-IC.b\UXJ4277.D

	Compound	5.000 Level 1	10.000 Level 2	25.000 Level 3	50.000 Level 4	100.000 Level 5	200.000 Level 6	RRF	% RSD
8	Dichlorodifluoromethane	0.21793	0.18764	0.20142	0.19977	0.21215	0.21774	0.20611	5.800
9	Chloromethane	0.34305	0.31857	0.31717	0.34887	0.34619	0.35543	0.33821	4.815
10	Vinyl Chloride	0.35231	0.30291	0.31206	0.31148	0.31960	0.31887	0.31954	5.369
11	Bromomethane	0.10469	0.09297	0.09072	0.09267	0.09664	0.09431	0.09533	5.228
12	Chloroethane	0.16148	0.14805	0.14009	0.13623	0.13761	0.13553	0.14317	7.025
13	Trichlorofluoromethane	0.30478	0.27035	0.27538	0.28742	0.30285	0.32355	0.29405	6.831
14	Dichlorofluoromethane	0.53634	0.51776	0.46800	0.47538	0.48661	0.50485	0.49816	5.271
15	Acrolein	0.05030	0.04746	0.04789	0.04654	0.04923	0.04902	0.04841	2.813
16	Acetone	0.22198	0.15086	0.12762	0.11380	0.11122	0.10773	0.13887	31.454
17	1,1-Dichloroethene	0.40429	0.35642	0.36310	0.35962	0.36298	0.36961	0.36934	4.785
18	Freon-113	0.13436	0.11465	0.14300	0.14907	0.14896	0.16610	0.14269	12.073
19	Iodomethane	0.59704	0.54253	0.53199	0.53154	0.52567	0.52683	0.54260	5.037
20	Carbon Disulfide	0.63422	0.62412	0.73375	0.79085	0.87754	1.01607	0.77942	19.292
21	Methylene Chloride	0.68703	0.52757	0.44799	0.42793	0.41509	0.42477	0.48840	21.611
22	Acetonitrile	0.05441	0.04417	0.04515	0.04504	0.04446	0.04304	0.04604	9.056
23	Acrylonitrile	0.18286	0.17881	0.16600	0.16271	0.16951	0.16707	0.17116	4.623
24	Methyl tert-butyl ether	1.20320	1.11359	1.11081	1.11517	1.15146	1.19945	1.14895	3.763
25	trans-1,2-Dichloroethene	0.50775	0.45316	0.44485	0.44276	0.45279	0.46649	0.46130	5.254
26	Hexane	0.08563	0.06122	0.08373	0.08599	0.08877	0.09127	0.08277	13.146
27	Vinyl acetate	0.58490	0.56398	0.59179	0.59204	0.65523	0.67820	0.61102	7.353
28	1,1-Dichloroethane	0.77237	0.70888	0.69542	0.69605	0.71699	0.74671	0.72274	4.252
29	tert-Butyl Alcohol	0.02855	0.02409	0.02732	0.02733	0.02695	0.02450	0.02646	6.658
30	2-Butanone	0.20479	0.18184	0.17683	0.17043	0.17848	0.17486	0.18120	6.713
M 31	1,2-Dichloroethene (total)	0.49983	0.44673	0.44284	0.43602	0.44406	0.46059	0.45502	5.142
32	cis-1,2-dichloroethene	0.49192	0.44031	0.44084	0.42928	0.43534	0.45469	0.44873	5.074
33	2,2-Dichloropropane	0.30723	0.27991	0.30404	0.31231	0.33068	0.32765	0.31030	5.929
34	Bromochloromethane	0.23230	0.19793	0.20093	0.20075	0.20397	0.20774	0.20727	6.132
35	Chloroform	0.66758	0.64451	0.62705	0.61681	0.62979	0.65068	0.63941	2.886

Sample Calculation SVOC

Tetra Tech NUS, Inc

Client Sample ID: MSA-MW34S-090409

GC/MS Semivolatiles

Lot-Sample #...: A9I080113-002 **Work Order #...:** LKFL91AM **Matrix.....:** WG
Date Sampled...: 09/04/09 09:45 **Date Received..:** 09/05/09
Prep Date.....: 09/08/09 **Analysis Date..:** 09/10/09
Prep Batch #...: 9251241
Dilution Factor: 1 **Initial Wgt/Vol:** 1000 mL **Final Wgt/Vol..:** 2 mL
Method.....: SW846 8270C

PARAMETER	RESULT	REPORTING LIMIT	UNITS	MDL
1,4-Dioxane	ND	1.0	ug/L	0.49
Benzaldehyde	ND	1.0	ug/L	0.39
Caprolactam	ND	5.0	ug/L	0.80
1,1'-Biphenyl	ND	1.0	ug/L	0.80
N-Nitrosodimethylamine	ND	1.0	ug/L	0.31
Acetophenone	ND	1.0	ug/L	0.34
Atrazine	ND	1.0	ug/L	0.34
Phenol	ND	1.0	ug/L	0.60
bis(2-Chloroethyl)-ether	ND	1.0	ug/L	0.10
2-Chlorophenol	ND	1.0	ug/L	0.29
2-Methylphenol	ND	1.0	ug/L	0.80
2,2'-oxybis(1-Chloro-propane)	ND	1.0	ug/L	0.40
4-Methylphenol	ND	1.0	ug/L	0.80
N-Nitrosodi-n-propyl-amine	ND	1.0	ug/L	0.80
Hexachloroethane	ND	1.0	ug/L	0.80
Nitrobenzene	ND	1.0	ug/L	0.040
Isophorone	ND	1.0	ug/L	0.27
2-Nitrophenol	ND	2.0	ug/L	0.28
2,4-Dimethylphenol	ND	2.0	ug/L	0.80
bis(2-Chloroethoxy) methane	ND	1.0	ug/L	0.32
2,4-Dichlorophenol	ND	2.0	ug/L	0.80
Naphthalene	ND	0.20	ug/L	0.10
4-Chloroaniline	ND	2.0	ug/L	0.80
Hexachlorobutadiene	ND	1.0	ug/L	0.27
4-Chloro-3-methylphenol	ND	2.0	ug/L	0.80
2-Methylnaphthalene	ND	0.20	ug/L	0.10
Hexachlorocyclopenta-diene	ND	10	ug/L	0.80
2,4,6-Trichloro-phenol	ND	5.0	ug/L	0.80
2,4,5-Trichloro-phenol	ND	5.0	ug/L	0.30
2-Chloronaphthalene	ND	1.0	ug/L	0.10
2-Nitroaniline	ND	2.0	ug/L	0.80

(Continued on next page)

Tetra Tech NUS, Inc

Client Sample ID: MSA-MW34S-090409

GC/MS Semivolatiles

Lot-Sample #...: A9I080113-002 **Work Order #...:** LKFL91AM **Matrix.....:** WG

PARAMETER	RESULT	REPORTING LIMIT	UNITS	MDL
Dimethyl phthalate	ND	1.0	ug/L	0.29
Acenaphthylene	ND	0.20	ug/L	0.10
2,6-Dinitrotoluene	ND	5.0	ug/L	0.80
3-Nitroaniline	ND	2.0	ug/L	0.28
Acenaphthene	ND	0.20	ug/L	0.10
2,4-Dinitrophenol	ND	5.0	ug/L	2.4
4-Nitrophenol	ND	5.0	ug/L	2.4
Dibenzofuran	ND	1.0	ug/L	0.10
2,4-Dinitrotoluene	ND	5.0	ug/L	0.27
Diethyl phthalate	1.6	**1.0**	**ug/L**	**0.60**
4-Chlorophenyl phenyl ether	ND	2.0	ug/L	0.30
Fluorene	ND	0.20	ug/L	0.10
4-Nitroaniline	ND	2.0	ug/L	0.80
4,6-Dinitro-2-methylphenol	ND	5.0	ug/L	2.4
N-Nitrosodiphenylamine	ND	1.0	ug/L	0.31
4-Bromophenyl phenyl ether	ND	2.0	ug/L	0.80
Hexachlorobenzene	ND	0.20	ug/L	0.10
Pentachlorophenol	ND	5.0	ug/L	2.4
Phenanthrene	ND	0.20	ug/L	0.10
Anthracene	ND	0.20	ug/L	0.10
Carbazole	ND	1.0	ug/L	0.28
Di-n-butyl phthalate	ND	1.0	ug/L	0.67
Fluoranthene	ND	0.20	ug/L	0.10
Pyrene	ND	0.20	ug/L	0.10
Butyl benzyl phthalate	ND	1.0	ug/L	0.80
3,3'-Dichlorobenzidine	ND	5.0	ug/L	0.37
Benzo(a)anthracene	ND	0.20	ug/L	0.10
Chrysene	ND	0.20	ug/L	0.10
bis(2-Ethylhexyl) phthalate	ND	2.0	ug/L	0.80
Di-n-octyl phthalate	ND	1.0	ug/L	0.80
Benzo(b)fluoranthene	ND	0.20	ug/L	0.10
Benzo(k)fluoranthene	ND	0.20	ug/L	0.10
Benzo(a)pyrene	ND	0.20	ug/L	0.10
Indeno(1,2,3-cd)pyrene	ND	0.20	ug/L	0.10
Dibenz(a,h)anthracene	ND	0.20	ug/L	0.10
Benzo(ghi)perylene	ND	0.20	ug/L	0.10

(Continued on next page)

Sample Calculation
SVOC

TestAmerica North Canton

Semivolatile REPORT SW-846 Method 8270

Data file : \\cansvr11\dd\chem\MSS\a4hp10.i\90910a.b\LKFL91AM.D
Lab Smp Id: LKFL91AM Client Smp ID: MSA-MW34S-090409
Inj Date : 10-SEP-2009 22:14
Operator : 001710 Inst ID: a4hp10.i
Smp Info : lkfl91am,90910a.b,8270C-625,1-827042d.sub
Misc Info :
Comment :
Method : \\cansvr11\dd\chem\MSS\a4hp10.i\90910a.b\8270C-625.m
Meth Date : 11-Sep-2009 14:04 gruberj Quant Type: ISTD
Cal Date : 10-SEP-2009 17:59 Cal File: 1SMH0910.D
Als bottle: 23
Dil Factor: 1.00000
Integrator: HP RTE Compound Sublist: 1-827042d.sub
Target Version: 4.14
Processing Host: CANPMSSV01

Concentration Formula: Amt * DF * Uf * Vt/(Vo * Vi) * CpndVariable

Name	Value	Description
DF	1.000	Dilution Factor
Uf	1.000	ng unit correction factor
Vt	2000.000	Volume of final extract (uL)
Vo	1000.000	Volume of sample extracted (mL)
Vi	0.50000	Volume injected (uL)
Cpnd Variable		Local Compound Variable

	Compounds	QUANT SIG MASS	RT	EXP RT	REL RT	RESPONSE	CONCENTRATIONS ON-COLUMN (NG)	FINAL (ug/L)	
* 1	1,4-Dichlorobenzene-d4	152	3.557	3.557	(1.000)	280456	2.00000		(Q)
* 2	Naphthalene-d8	136	4.449	4.449	(1.000)	1115780	2.00000		
* 3	Acenaphthene-d10	164	5.720	5.720	(1.000)	613918	2.00000		
* 4	Phenanthrene-d10	188	6.805	6.805	(1.000)	995649	2.00000		
* 5	Chrysene-d12	240	8.776	8.781	(1.000)	983932	2.00000		
* 6	Perylene-d12	264	10.277	10.283	(1.000)	847806	2.00000		
198	1,4-Dioxane	88	Compound Not Detected.						
9	Pyridine	79	Compound Not Detected.						
10	N-Nitrosodimethylamine	74	Compound Not Detected.						
12	3-Chloropropionitrile	54	Compound Not Detected.						
209	Benzaldehyde	77	Compound Not Detected.						
21	Aniline	93	Compound Not Detected.						
22	Phenol	94	Compound Not Detected.						
23	bis(2-Chloroethyl)ether	93	Compound Not Detected.						
24	2-Chlorophenol	128	Compound Not Detected.						
26	1,3-Dichlorobenzene	146	Compound Not Detected.						
27	1,4-Dichlorobenzene	146	Compound Not Detected.						
28	1,2-Dichlorobenzene	146	Compound Not Detected.						

	Compounds	QUANT SIG MASS	RT	EXP RT	REL RT	RESPONSE	CONCENTRATIONS ON-COLUMN (NG)	CONCENTRATIONS FINAL (ug/L)
31	bis(2-Chloroisopropyl)ether	45	Compound Not Detected.					
37	Acetophenone	105	Compound Not Detected.					
32	N-Nitroso-di-n-propylamine	70	Compound Not Detected.					
192	4-Methylphenol	108	Compound Not Detected.					
34	Hexachloroethane	117	Compound Not Detected.					
35	Nitrobenzene	77	Compound Not Detected.					
41	Isophorone	82	Compound Not Detected.					
42	2-Nitrophenol	139	Compound Not Detected.					
43	2;4-Dimethylphenol	107	Compound Not Detected.					
44	bis(2-Chloroethoxy)methane	93	Compound Not Detected.					
46	2,4-Toluenediamene	121	Compound Not Detected.					
47	1,3,5-Trichlorobenzene	180	Compound Not Detected.					
48	2,4-Dichlorophenol	162	Compound Not Detected.					
49	Benzoic Acid	122	Compound Not Detected.					
50	1,2,4-Trichlorobenzene	180	Compound Not Detected.					
51	Naphthalene	128	Compound Not Detected.					
52	4-Chloroaniline	127	Compound Not Detected.					
56	Hexachlorobutadiene	225	Compound Not Detected.					
210	Caprolactam	113	Compound Not Detected.					
57	1,2,3-Trichlorobenzene	180	Compound Not Detected.					
59	4-Chloro-3-Methylphenol	107	Compound Not Detected.					
62	2-Methylnaphthalene	142	Compound Not Detected.					
63	1-Methylnaphthalene	142	Compound Not Detected.					
64	Hexachlorocyclopentadiene	237	Compound Not Detected.					
66	2,4,6-Trichlorophenol	196	Compound Not Detected.					
67	2,4,5-Trichlorophenol	196	Compound Not Detected.					
211	1,1'-Biphenyl	154	Compound Not Detected.					
68	1,2,3,5-Tetrachlorobenzene	216	Compound Not Detected.					
70	2-Chloronaphthalene	162	Compound Not Detected.					
73	2-Nitroaniline	65	Compound Not Detected.					
74	1,2,3,4-Tetrachlorobenzene	216	Compound Not Detected.					
76	Dimethylphthalate	163	Compound Not Detected.					
78	2,6-Dinitrotoluene	165	Compound Not Detected.					
79	Acenaphthylene	152	Compound Not Detected.					
80	1,2-Dinitrobenzene	168	Compound Not Detected.					
81	3-Nitroaniline	138	Compound Not Detected.					
82	Acenaphthene	153	Compound Not Detected.					
83	2,4-Dinitrophenol	184	Compound Not Detected.					
85	4-Nitrophenol	109	Compound Not Detected.					
86	Dibenzofuran	168	Compound Not Detected.					
87	2,4-Dinitrotoluene	165	Compound Not Detected.					
91	2,3,5,6-Tetrachlorophenol	232	Compound Not Detected.					
93	Diethylphthalate	149	5.982	5.987	(1.046)	134038	0.38949	1.5580
94	Fluorene	166	Compound Not Detected.					
95	4-Chlorophenyl-phenylether	204	Compound Not Detected.					
96	4-Nitroaniline	138	Compound Not Detected.					
98	4,6-Dinitro-2-methylphenol	198	Compound Not Detected.					
99	N-Nitrosodiphenylamine	169	Compound Not Detected.					
100	1,2-Diphenylhydrazine	77	Compound Not Detected.					
106	4-Bromophenyl-phenylether	248	Compound Not Detected.					
107	Hexachlorobenzene	284	Compound Not Detected.					
212	Atrazine	200	Compound Not Detected.					

TestAmerica North Canton

INITIAL CALIBRATION DATA

Sample Calculation SVOC

Start Cal Date : 10-SEP-2009 15:22
End Cal Date : 10-SEP-2009 17:59
Quant Method : ISTD
Origin : Disabled
Target Version : 4.14
Integrator : HP RTE
Method file : \\cansvr11\dd\chem\MSS\a4hp10.i\90910a.b\8270C-625.m
Last Edit : 10-Sep-2009 18:31 gruberj
Curve Type : Average

Compound	0.05000 Level 1	0.25000 Level 2	0.50000 Level 3	1.000 Level 4	2.500 Level 5	5.000 Level 6	RRF	% RSD	
	7.500 Level 7	10.000 Level 8	12.500 Level 9						
91 2,3,5,6-Tetrachlorophenol	+++++	0.26719	0.29667	0.31359	0.30728	0.31054			
	0.32418	0.33157	0.34743				0.31231	7.707	<-
92 2-Naphthylamine	+++++	+++++	+++++	+++++	+++++	+++++			
	+++++	+++++	+++++				+++++	+++++	<-
93 Diethylphthalate	+++++	1.10069	1.12359	1.12043	1.11045	1.10549			
	1.12320	1.13780	1.14721				1.12111	1.408	<-
94 Fluorene	1.27244	1.23163	1.23473	1.25173	1.23682	1.21810			
	1.21866	1.23373	1.24669				1.23828	1.366	
95 4-Chlorophenyl-phenylether	+++++	0.56352	0.57462	0.56126	0.57140	0.55963			
	0.57371	0.57093	0.58293				0.56975	1.376	<-
96 4-Nitroaniline	+++++.	0.27488	0.31172	0.33140	0.33160	0.33441			
	0.33866	0.33824	0.34330				0.32553	6.924	<-
97 5-Nitro-o-toluidine	+++++	+++++	+++++	+++++	+++++	+++++			
	+++++	+++++	+++++				+++++	+++++	<-
98 4,6-Dinitro-2-methylphenol	+++++	+++++	0.10954	0.12763	0.14126	0.15368			
	0.16446	0.16800	0.17580				0.14863	16.047	<-
99 N-Nitrosodiphenylamine	+++++	0.55435	0.57425	0.56885	0.55994	0.57646			
	0.58297	0.60145	0.60449				0.57784	3.111	<-
100 1,2-Diphenylhydrazine	+++++	0.76938	0.79156	0.78821	0.79541	0.80506			
	0.80608	0.81835	0.81302				0.79838	1.961	<-
101 Diphenylamine	+++++	0.55435	0.57425	0.56885	0.55994	0.57646			
	0.58297	0.60145	0.60449				0.57784	3.111	<-

Tetra Tech NUS **INTERNAL CORRESPONDENCE**

TO: **D. MURALI** **DATE:** **OCTOBER 25, 2009**

FROM: **A. COGNETTI** **COPIES:** **DV FILE**

SUBJECT: **ORGANIC DATA VALIDATION-**
VOLATILE ORGANIC COMPOUNDS/ORGANIC VOLATILE GASES/OV SIM/GRO/DRO
MARTIN STATE AIRPORT GW SAMPLING – FULL REVIEW
SAMPLE DELIVERY GROUP (SDG) 9I09172

SAMPLES: 12Aqueous/VOC

DMW11I-090809	DMW11S-090809	MSA-DMW1S-090809
MSA-DMW3D-090809	MSA-DMW5I-090809	MSA-MW14D-090809
MSA-MW14I-090809	MSA-MW3-090809	MSA-MW4-090809
MSA-MW5-090809	MSA-MW6-090809	TB-090809-01

1/Aqueous/OVG

MSA-MW14I-090809

11/Aqueous/OV SIM

DMW11I-090809	DMW11S-090809	MSA-DMW1S-090809
MSA-DMW3D-090809	MSA-DMW5I-090809	MSA-MW14D-090809
MSA-MW14I-090809	MSA-MW3-090809	MSA-MW4-090809
MSA-MW5-090809	MSA-MW6-090809	

7/Aqueous/GRO/DRO

DMW11S-090809	MSA-DMW1S-090809	MSA-DMW2S-090809
MSA-MW3-090809	MSA-MW4-090809	MSA-MW5-090809
MSA-MW6-090809		

Overview

The sample set for MARTIN STATE AIRPORT GW SAMPLING, SDG 9I09172 consists of twelve (12) aqueous samples. All samples were analyzed for volatile organic compounds (VOC). One aqueous environmental sample, MSA-MW14I-090809 was analyzed for organic volatile gases (OVG). Eleven aqueous environmental samples were analyzed for 1,4-dioxane in the organic volatile SIM fraction. Seven aqueous environmental samples, DMW11S-090809, MSA-DMW1S-090809, MSA-DMW2S-090809, MSA-MW3-090809, MSA-MW4-090809, MSA-MW5-090809 and MSA-MW6-090809 were analyzed for gasoline range organics (GRO) and diesel range organics (DRO).

The samples were collected on September 8, 2009 and analyzed by Test America Laboratories, Inc. Volatile organic compound analyses were conducted in accordance to SW-846 Method 8260B. OVG analyses followed method RSK SOP-175.The analyses for 1,4-dioxane followed SW-846 Method 8260B in Selective Ion Monitoring SIM mode. GRO and DRO analyses followed SW-846 Method 8015B.

Summary

The data contained in this SDG were validated with regard to the following parameters: data completeness, system performance, holding times, GC/MS tuning, initial / continuing calibrations, laboratory method blank results, surrogate spike/internal standard recoveries, laboratory control sample results, matrix spike/matrix spike duplicate results, compound identification, compound quantitation, and detection limits.

Areas of concern with respect to data quality are listed below.

Major Problems

- In the volatile initial calibration of instrument A3UX11 on September 17, 2009 and the continuing calibration on September 18, 2009 @ 9:37, tert-butyl alcohol had a mean relative retention factor (RRF) less than the 0.05 quality control criteria. The positive result in TB-090809-01 was qualified as (L). The nondetected results in the affected samples MSA-DMW3D-090809, MSA-MW14I-090809, MSA-MW14D-090809, MSA-DMW5I-090809, MSA-MW3-090809 and MSA-MW4-090809 were qualified as rejected (UR).

- In the volatile initial calibration of instrument A3UX9 on May 20, 2009 and the continuing calibration on September 17, 2009 @ 18:40, tert-butyl alcohol had a mean RRF less than the 0.05 quality control criteria. The nondetected results in the affected samples MSA-MW6-090809, MSA-MW1S-090809, MSA-MW5-090809, DMW11I-090809 and DMW11S-090809 were qualified as rejected (UR).

- In the OV SIM initial calibration of instrument A3UX16 on September 21, 2009, 1,4-dioxane had a mean RRF less than the 0.05 quality control criteria. The positive detections for 1,4-dioxane were qualified as (L). The nondetected results were qualified as rejected (UR).

Minor Problems

- Laboratory contaminants were detected in the volatile fraction in several method blanks and trip blanks.

BLANK	Contaminant	Maximum Concentration (ug/L)	Action Level (ug/L)	Affected Samples
LK2MN1AA	Hexachlorobutadiene	0.34	1.7	MSA-DMW3D-090809 MSA-MW14I-090809
	Tert-butyl alcohol	8.3	41.5	
LK6JL1AA	Carbon disulfide	0.66	3.3	MSA-MW14D-090809 MSA-DMW5I-090809
	hexachlorobutadiene	0.41	2.05	MSA-MW3-090809 MSA-MW4-090809
LK7KL1AA	Acetone	2.9	29.0	MSA-MW6-090809
	1,4-dichlorobenzene	0.13	0.65	MSA-DMW1S-090809
	n-butylbenzene	0.29	1.45	MSA-MW5-090809
	Sec-butylbenzene	0.19	0.95	DMW11I-090809
	Tert-butyl alcohol	12	60	DMW11S-090809
	1,2,3-trimethylbenzene	0.064	0.32	
	2-chlorotoluene	0.12	0.6	
	hexachlorobutadiene	0.48	2.4	
	p-isopropyltoluene	0.17	0.85	

BLANK	Contaminant	Maximum Concentration (ug/L)	Action Level (ug/L)	Affected Samples
TB-090809-01	2-butanone	1.6	16	All samples
	Acetone	7.4	74	
	Carbon disulfide	0.66	3.3	
	Tert-butyl alcohol	7.6	38	

An action level of 5X the maximum concentration level has been used in order to evaluate sample data for blank contamination. 2-Butanone and acetone, common laboratory contaminants, action level was 10X the maximum concentration of 2-butanone and acetone. Positive results less than the action level were qualified (B) as a result of blank contamination. Sample aliquot and dilution factors were taken into account in validation of data. No action was taken on the nondetected results in the affected samples. Trip blanks are not qualified for laboratory blank contamination.

- Laboratory contaminant was detected in the method blank LKHKM1AA.

Contaminant	Maximum Concentration (ug/L)	Action Level (ug/L)
DRO	59	295

An action level of 5X the maximum concentration level has been used in order to evaluate sample data for blank contamination. Positive results less than the action level were qualified (B) as a result of blank contamination. Sample aliquot and dilution factors were taken into account in validation of the data.

- The initial calibration of instrument A3UX11 on September 17, 2009, acetone and bromoform had a percent relative standard deviation (%RSD) greater than the 30% quality control limit but less than 50%. The positive detection of acetone in MSA-DMW3D-090809 was qualified due to blank contamination. The positive detection of acetone in TB-090809-01 was qualified as estimated (J) due to this noncompliance.

- The initial calibration of instrument A3UX9 on May 20, 2009, acetone, carbon tetrachloride and 1,1,2-trichlorotrifluoroethane had a %RSD greater than the 30% quality control limit but less than 50%. The positive detections of acetone in the affected samples MSA-MW6-090809, MSA-DMW1S-090809, MSA-MW5-090809, DMW11I-090809 and DMW11S-090809 were qualified due to blank contamination. No action was taken on the nondetected results in the aforementioned samples for carbon tetrachloride and 1,1,2-trichlorotrifluoroethane.

- The continuing calibration of instrument A3UX9 on September 17, 2009 @ 18:40, bromomethane, trichlorofluromethane and acetone had a %D greater than 50%. The positive detections for acetone in the affected samples MSA-MW6-090809, MSA-DMW1S-090809, MSA-MW5-090809, DMW11I-090809 and DMW11S-090809 were qualified due to blank contamination. The nondetected results in the aforementioned samples for trichlorofluoromethane and bromomethane were qualified as estimated (UJ).

- The OVG continuing calibration of instrument zpid.i on September 17, 2009, ethene and ethane had a %D greater than the 15% quality control limit. Positive detections of ethene and ethane in the affected sample MSA-MW14I-090809 were qualified as estimated (J) due to this noncompliance.

- The laboratory control sample (LCS), work order LK6FC1AC, had a percent recovery (%R) greater than the upper quality control limit for methane. The positive detection of methane in sample MSA-MW14I was qualified (J) due to this noncompliance.

- The matrix spike duplicate sample (MSD) of DMW11S-090809 had a %R less than the lower quality control limit for GRO. The sample concentration of GRO was greater than 4X the matrix spike amount added to the sample. The positive result in sample DMW11S-090809 was qualified as (J) due to this noncompliance.

- Positive results reported below the reporting limit (RL) but above the method detection limit (MDL) for the organic analyses were qualified as estimated, (J).

Notes

The continuing calibration of instrument A3UX9 on September 17, 2009 @ 18:40, several analytes had a percent difference (%D) greater than the 25% quality control limit but less than 50%. These analytes include chloromethane, tert-butyl alcohol, 2,2-dichloropropane, cis 1,3-dichloropropene, 4-methyl-2-pentanone, trans 1,3-dichloropropene, 2-hexanone, bromoform, hexachlorobutadiene and chloroethane. The positive and nondetected results for tert-butyl alcohol were qualified due to a more severe noncompliance in the affected samples MSA-MW6-090809, MSA-DMW1S-090809, MSA-MW5-090809, DMW11I-090809 and DMW11S-090809. No action was taken on the nondetected results in the affected samples for the remaining analytes.

Laboratory contaminant was detected in the OVG fraction in the method blank LLLAJ1AA.

Contaminant	Maximum Concentration (ug/L)	Action Level(ug/L)
Methane	0.27	1.35

An action level of 5X the maximum concentration level has been used in order to evaluate sample data for blank contamination. Sample aliquot and dilution factors were taken into account in the validation of data. No action was taken on the positive detection in sample MSA-MW14I-090809 since the methane concentration was greater than the action level.

Sample MSA-MW14I-090809 was reanalyzed and reextracted outside of holding time for OVG. The original analysis was used for validation purposes due to the higher concentrations of all three gases.

Samples were diluted in the various fractions as follows in order to obtain concentrations of several analytes within calibration range.

Sample	Fraction (Dilution Factor)
DMW11S-090809	VOC (714.28X), OV SIM (71.43X), GRO (20X)
MSA-MW14I-090809	VOC (50X), OV SIM (5X), OVG (2X)
MSA-MW5-090809	VOC (66.67X), OV SIM (33.34X)
MSA-DMW1S-090809	OV SIM (2.5X)

Therefore, nondetected detection limits are elevated due to the dilution.

EXECUTIVE SUMMARY

Laboratory Performance Issues: Tert-butyl alcohol and 1,4-dioxane had RRFs less than quality control limits in the initial and continuing calibrations. Several contaminants were detected in the method blanks and trip blanks. Acetone had a %RSD outside of quality control limits in the initial calibration. Continuing calibration %D was outside quality control limits for tert-butyl alcohol, trichlorofluoromethane, bromomethane, ethene and ethane resulting in the qualification of samples. The LCS in the OVG fraction had a %R outside of quality control limits.

Other Factors Affecting Data Quality: The MSD sample of DMW11S-090809 had a %R outside of quality control limits in the GRO fraction resulting in the qualification of data.

The data for these analyses were reviewed with reference to the Region III EPA Functional Guidelines for Organic Data Validation (9/94), and the Department of Defense (DoD) document entitled "Quality Systems Manual (QSM) for Environmental Laboratories" (January 2006).

The text of this report has been formulated to address only those problem areas affecting data quality.

Ann Cognetti

Tetra Tech NUS
Ann Cognetti
Chemist/Data Validator

TetraTech NUS
Joseph A. Samchuck
Data Validation Quality Assurance Officer

Attachments:
Appendix A – Qualified Analytical Results
Appendix B – Results as Reported by the Laboratory
Appendix C – Support Documentation

Data Validation Qualifier Codes:

A = Lab Blank Contamination
B = Field Blank Contamination
C = Calibration Noncompliance (e.g. % RSDs, %Ds, ICVs, CCVs, RRFs, etc.)
C01 = GC/MS Tuning Noncompliance
D = MS/MSD Recovery Noncompliance
E = LCS/LCSD Recovery Noncompliance
F = Lab Duplicate Imprecision
G = Field Duplicate Imprecision
H = Holding Time Exceedance
I = ICP Serial Dilution Noncompliance
J = GFAA PDS - GFAA MSA's $r < 0.995$
K = ICP Interference - includes ICS % R Noncompliance
L = Instrument Calibration Range Exceedance
M = Sample Preservation Noncompliance
N = Internal Standard Noncompliance
N01 = Internal Standard Recovery Noncompliance Dioxins
N02 = Recovery Standard Noncompliance Dioxins
N03 = Clean-up Standard Noncompliance Dioxins
O = Poor Instrument Performance (e.g. base-line drifting)
P = Uncertainty near detection limit (< 2 x IDL for inorganics and <CRQL for organics)
Q = Other problems (can be any number of issues; e.g. poor chromatography,interferences, etc.)
R = Surrogates Recovery Noncompliance
S = Pesticide/PCB Resolution
T = % Breakdown Noncompliance for DDT and Endrin
U = % Difference between columns/detectors >25% for positive results determined via GC/HPLC
V = Non-linear calibrations; correlation coefficient $r < 0.995$
W = EMPC result
X = Signal to noise response drop
Y = Percent solids <30%
Z = Uncertainty at 2 sigma deviation is greater than sample activity

PROJ_NO: 02298	NSAMPLE	DMW11I-090809			DMW11S-090809			MSA-DMW1S-090809			MSA-DMW3D-090809		
SDG: 9I09172	LAB_ID	A9I090172010			A9I090172011			A9I090172008			A9I090172001		
FRACTION: OV	SAMP_DATE	9/8/2009			9/8/2009			9/8/2009			9/8/2009		
MEDIA: WATER	QC_TYPE	NM			NM			NM			NM		
	UNITS	UG/L			UG/L			UG/L			UG/L		
	PCT_SOLIDS	0.0			0.0			0.0			0.0		
	DUP_OF												
PARAMETER		RESULT	VQL	QLCD	RESULT	VQL	QLCD	RESULT	VQL	QLCD	RESULT	VQL	QLCD
1,1,1,2-TETRACHLOROETHANE		0.23	U		160	U		0.23	U		0.23	U	
1,1,1-TRICHLOROETHANE		0.22	U		160	U		0.22	U		0.22	U	
1,1,2,2-TETRACHLOROETHANE		0.18	U		130	U		0.18	U		0.18	U	
1,1,2-TRICHLOROTRIFLUOROETHANE		0.28	U		200	U		0.28	U		0.28	U	
1,1-DICHLOROETHANE		0.15	U		110	U		0.15	U		0.15	U	
1,1-DICHLOROETHENE		0.19	U		160	J	P	0.19	U		0.19	U	
1,1-DICHLOROPROPENE		0.13	U		93	U		0.13	U		0.13	U	
1,2,3-TRICHLOROBENZENE		0.17	U		120	U		0.17	U		0.17	U	
1,2,3-TRICHLOROPROPANE		0.43	U		310	U		0.43	U		0.43	U	
1,2,3-TRIMETHYLBENZENE		0.0059	U		4.2	U		0.0059	U		0.0059	U	
1,2,4-TRICHLOROBENZENE		0.15	U		110	U		0.15	U		0.15	U	
1,2,4-TRIMETHYLBENZENE		0.12	U		86	U		0.12	U		0.12	U	
1,2-DIBROMO-3-CHLOROPROPANE		0.67	U		480	U		0.67	U		0.67	U	
1,2-DIBROMOETHANE		0.24	U		170	U		0.24	U		0.24	U	
1,2-DICHLOROBENZENE		0.13	U		93	U		0.13	U		0.13	U	
1,2-DICHLOROETHANE		0.22	U		160	U		0.22	U		0.22	U	
1,2-DICHLOROPROPANE		0.18	U		130	U		0.18	U		0.18	U	
1,3-DICHLOROBENZENE		0.14	U		100	U		0.14	U		0.14	U	
1,3-DICHLOROPROPANE		0.16	U		110	U		0.16	U		0.16	U	
1,4-DICHLOROBENZENE		0.13	U		93	U		0.13	U		0.13	U	
2,2-DICHLOROPROPANE		0.13	U		93	U		0.13	U		0.13	U	
2-BUTANONE		0.57	U		410	U		0.57	U		0.57	U	
2-CHLOROETHYL VINYL ETHER		0.99	U		710	U		0.99	U		0.99	U	
2-CHLOROTOLUENE		0.11	U		79	U		0.11	U		0.11	U	
2-HEXANONE		0.41	U		290	U		0.41	U		0.41	U	
4-CHLOROTOLUENE		0.18	U		130	U		0.18	U		0.18	U	
4-ISOPROPYLTOLUENE		0.12	U		86	U		0.12	U		0.12	U	
4-METHYL-2-PENTANONE		0.32	U		230	U		0.32	U		0.32	U	
ACETONE		5.1	B	A	2500	B	A	8.1	B	A	2.9	B	B
BENZENE		0.13	U		93	U		1.4			0.13	U	
BROMOBENZENE		0.13	U		93	U		0.13	U		0.13	U	
BROMOCHLOROMETHANE		0.29	U		210	U		0.29	U		0.29	U	
BROMODICHLOROMETHANE		0.15	U		110	U		0.15	U		0.15	U	
BROMOFORM		0.64	U		460	U		0.64	U		0.64	U	
BROMOMETHANE		0.41	UJ	C	290	UJ	C	0.41	UJ	C	0.41	U	
CARBON DISULFIDE		0.13	U		93	U		0.13	U		0.13	U	

PROJ_NO: 02298	NSAMPLE	MSA-DMW5I-090809			MSA-MW14D-090809			MSA-MW14I-090809			MSA-MW3-090809		
SDG: 9I09172	LAB_ID	A9I090172004			A9I090172003			A9I090172002			A9I090172012		
FRACTION: OV	SAMP_DATE	9/8/2009			9/8/2009			9/8/2009			9/8/2009		
MEDIA: WATER	QC_TYPE	NM			NM			NM			NM		
	UNITS	UG/L			UG/L			UG/L			UG/L		
	PCT_SOLIDS	0.0			0.0			0.0			0.0		
	DUP_OF												
PARAMETER	RESULT	VQL	QLCD	RESULT	VQL	QLCD	RESULT	VQL	QLCD	RESULT	VQL	QLCD
1,1,1,2-TETRACHLOROETHANE	0.23	U		0.23	U		12	U		0.23	U	
1,1,1-TRICHLOROETHANE	0.22	U		0.22	U		11	U		0.22	U	
1,1,2,2-TETRACHLOROETHANE	0.18	U		0.18	U		9	U		0.18	U	
1,1,2-TRICHLOROTRIFLUOROETHANE	0.28	U		0.28	U		14	U		0.28	U	
1,1-DICHLOROETHANE	0.15	U		0.15	U		7.5	U		0.15	U	
1,1-DICHLOROETHENE	0.19	U		0.19	U		15	J	P	0.19	U	
1,1-DICHLOROPROPENE	0.13	U		0.13	U		6.5	U		0.13	U	
1,2,3-TRICHLOROBENZENE	0.17	U		0.17	U		8.5	U		0.17	U	
1,2,3-TRICHLOROPROPANE	0.43	U		0.43	U		22	U		0.43	U	
1,2,3-TRIMETHYLBENZENE	0.0059	U		0.0059	U		0.3	U		0.0059	U	
1,2,4-TRICHLOROBENZENE	0.15	U		0.15	U		7.5	U		0.15	U	
1,2,4-TRIMETHYLBENZENE	0.12	U		0.12	U		6	U		0.12	U	
1,2-DIBROMO-3-CHLOROPROPANE	0.67	U		0.67	U		34	U		0.67	U	
1,2-DIBROMOETHANE	0.24	U		0.24	U		12	U		0.24	U	
1,2-DICHLOROBENZENE	0.13	U		0.13	U		6.5	U		0.13	U	
1,2-DICHLOROETHANE	0.32	J	P	0.22	U		11	J	P	0.22	U	
1,2-DICHLOROPROPANE	0.18	U		0.18	U		9	U		0.18	U	
1,3-DICHLOROBENZENE	0.14	U		0.14	U		7	U		0.14	U	
1,3-DICHLOROPROPANE	0.16	U		0.16	U		8	U		0.16	U	
1,4-DICHLOROBENZENE	0.13	U		0.13	U		6.5	U		0.13	U	
2,2-DICHLOROPROPANE	0.13	U		0.13	U		6.5	U		0.13	U	
2-BUTANONE	0.57	U		0.57	U		28	U		0.57	U	
2-CHLOROETHYL VINYL ETHER	0.99	U		0.99	U		50	U		0.99	U	
2-CHLOROTOLUENE	0.11	U		0.11	U		5.5	U		0.11	U	
2-HEXANONE	0.41	U		0.41	U		20	U		0.41	U	
4-CHLOROTOLUENE	0.18	U		0.18	U		9	U		0.18	U	
4-ISOPROPYLTOLUENE	0.12	U		0.12	U		6	U		0.12	U	
4-METHYL-2-PENTANONE	0.32	U		0.32	U		16	U		0.32	U	
ACETONE	1.6	B	B	1.1	U		55	U		3.1	B	B
BENZENE	0.35	J	P	0.13	U		11	J	P	0.13	U	
BROMOBENZENE	0.13	U		0.13	U		6.5	U		0.13	U	
BROMOCHLOROMETHANE	0.29	U		0.29	U		14	U		0.29	U	
BROMODICHLOROMETHANE	0.15	U		0.15	U		7.5	U		0.15	U	
BROMOFORM	0.64	U		0.64	U		32	U		0.64	U	
BROMOMETHANE	0.41	U		0.41	U		20	U		0.41	U	
CARBON DISULFIDE	0.65	B	A	0.13	U		6.5	U		0.74	B	A

PROJ_NO: 02298	NSAMPLE	MSA-MW4-090809			MSA-MW5-090809			MSA-MW6-090809			TB-090809-01		
SDG: 9I09172	LAB_ID	A9I090172013			A9I090172009			A9I090172007			A9I090172005		
FRACTION: OV	SAMP_DATE	9/8/2009			9/8/2009			9/8/2009			9/8/2009		
MEDIA: WATER	QC_TYPE	NM			NM			NM			NM		
	UNITS	UG/L			UG/L			UG/L			UG/L		
	PCT_SOLIDS	0.0			0.0			0.0			0.0		
	DUP_OF												
PARAMETER	RESULT	VQL	QLCD	RESULT	VQL	QLCD	RESULT	VQL	QLCD	RESULT	VQL	QLCD
1,1,1,2-TETRACHLOROETHANE	0.23	U		15	U		0.23	U		0.23	U	
1,1,1-TRICHLOROETHANE	0.22	U		15	U		0.22	U		0.22	U	
1,1,2,2-TETRACHLOROETHANE	0.18	U		12	U		0.18	U		0.18	U	
1,1,2-TRICHLOROTRIFLUOROETHANE	0.28	U		19	U		0.28	U		0.28	U	
1,1-DICHLOROETHANE	0.15	U		10	U		0.15	U		0.15	U	
1,1-DICHLOROETHENE	0.19	U		13	U		0.19	U		0.19	U	
1,1-DICHLOROPROPENE	0.13	U		8.7	U		0.13	U		0.13	U	
1,2,3-TRICHLOROBENZENE	0.17	U		11	U		0.17	U		0.17	U	
1,2,3-TRICHLOROPROPANE	0.43	U		29	U		0.43	U		0.43	U	
1,2,3-TRIMETHYLBENZENE	0.0059	U		0.39	U		0.0059	U		0.0059	U	
1,2,4-TRICHLOROBENZENE	0.15	U		10	U		0.15	U		0.15	U	
1,2,4-TRIMETHYLBENZENE	0.12	U		8	U		0.12	U		0.12	U	
1,2-DIBROMO-3-CHLOROPROPANE	0.67	U		45	U		0.67	U		0.67	U	
1,2-DIBROMOETHANE	0.24	U		16	U		0.24	U		0.24	U	
1,2-DICHLOROBENZENE	0.13	U		8.7	U		0.13	U		0.13	U	
1,2-DICHLOROETHANE	1.6			15	U		0.22	U		0.22	U	
1,2-DICHLOROPROPANE	0.18	U		12	U		0.18	U		0.18	U	
1,3-DICHLOROBENZENE	0.14	U		9.3	U		0.14	U		0.14	U	
1,3-DICHLOROPROPANE	0.16	U		11	U		0.16	U		0.16	U	
1,4-DICHLOROBENZENE	0.13	U		8.7	U		0.13	U		0.13	U	
2,2-DICHLOROPROPANE	0.13	U		8.7	U		0.13	U		0.13	U	
2-BUTANONE	0.57	U		38	U		0.57	U		1.6	J	P
2-CHLOROETHYL VINYL ETHER	0.99	U		66	U		0.99	U		0.99	U	
2-CHLOROTOLUENE	0.11	U		7.3	U		0.11	U		0.11	U	
2-HEXANONE	0.41	U		27	U		0.41	U		0.41	U	
4-CHLOROTOLUENE	0.18	U		12	U		0.18	U		0.18	U	
4-ISOPROPYLTOLUENE	0.12	U		8	U		0.12	U		0.12	U	
4-METHYL-2-PENTANONE	0.32	U		21	U		0.32	U		0.32	U	
ACETONE	1.1	B	B	180	B	A	3.7	B	A	7.4	J	C
BENZENE	2.2			8.7	U		0.13	U		0.13	U	
BROMOBENZENE	0.13	U		8.7	U		0.13	U		0.13	U	
BROMOCHLOROMETHANE	0.29	U		19	U		0.29	U		0.29	U	
BROMODICHLOROMETHANE	0.15	U		10	U		0.15	U		0.15	U	
BROMOFORM	0.64	U		43	U		0.64	U		0.64	U	
BROMOMETHANE	0.41	U		27	UJ	C	0.41	UJ	C	0.41	U	
CARBON DISULFIDE	0.13	U		8.7	U		0.13	U		0.66	J	P

PROJ_NO: 02298	NSAMPLE	DMW11I-090809			DMW11S-090809			MSA-DMW1S-090809			MSA-DMW3D-090809		
SDG: 9I09172	LAB_ID	A9I090172010			A9I090172011			A9I090172008			A9I090172001		
FRACTION: OV	SAMP_DATE	9/8/2009			9/8/2009			9/8/2009			9/8/2009		
MEDIA: WATER	QC_TYPE	NM			NM			NM			NM		
	UNITS	UG/L			UG/L			UG/L			UG/L		
	PCT_SOLIDS	0.0			0.0			0.0			0.0		
	DUP_OF												
PARAMETER		RESULT	VQL	QLCD	RESULT	VQL	QLCD	RESULT	VQL	QLCD	RESULT	VQL	QLCD
CARBON TETRACHLORIDE		0.13	U		93	U		0.13	U		0.13	U	
CHLOROBENZENE		0.15	U		110	U		15			0.15	U	
CHLORODIBROMOMETHANE		0.18	U		130	U		0.18	U		0.18	U	
CHLOROETHANE		0.29	U		210	U		0.29	U		0.29	U	
CHLOROFORM		0.16	U		950			0.16	U		0.49	J	P
CHLOROMETHANE		0.3	U		210	U		0.3	U		0.3	U	
CIS-1,2-DICHLOROETHENE		0.78	J	P	41000			21			0.17	U	
CIS-1,3-DICHLOROPROPENE		0.14	U		100	U		0.14	U		0.14	U	
DIBROMOMETHANE		0.28	U		200	U		0.28	U		0.28	U	
DICHLORODIFLUOROMETHANE		0.31	U		220	U		0.31	U		0.31	U	
DIISOPROPYL ETHER		1.5	U		1100	U		1.5	U		1.5	U	
ETHYL TERT-BUTYL ETHER		0.11	U		79	U		0.11	U		0.11	U	
ETHYLBENZENE		0.17	U		120	U		0.17	U		0.17	U	
HEXACHLOROBUTADIENE		0.3	U		210	U		0.3	U		0.3	U	
ISOPROPYLBENZENE		0.13	U		93	U		0.19	J	P	0.13	U	
M+P-XYLENES		0.24	U		170	U		0.24	U		0.24	U	
METHYL TERT-BUTYL ETHER		0.17	U		120	U		0.17	U		0.17	U	
METHYLENE CHLORIDE		0.33	U		240	U		0.33	U		0.33	U	
NAPHTHALENE		0.24	U		170	U		0.24	U		0.24	U	
N-BUTYLBENZENE		0.12	U		86	U		0.12	U		0.12	U	
N-PROPYLBENZENE		0.14	U		100	U		0.14	U		0.14	U	
O-XYLENE		0.14	U		100	U		0.14	U		0.14	U	
SEC-BUTYLBENZENE		0.13	U		93	U		0.13	U		0.13	U	
STYRENE		0.11	U		79	U		0.11	U		0.11	U	
TERT-AMYL METHYL ETHER		0.067	U		48	U		0.067	U		0.067	U	
TERT-BUTYLBENZENE		0.13	U		93	U		0.13	U		0.13	U	
TERTIARY-BUTYL ALCOHOL		3.9	UR	C	2800	UR	C	3.9	UR	C	3.9	UR	C
TETRACHLOROETHENE		0.29	U		210	U		0.29	U		0.29	U	
TOLUENE		0.13	U		1600			0.13	U		0.13	U	
TOTAL XYLENES		0.28	U		200	U		0.28	U		0.28	U	
TRANS-1,2-DICHLOROETHENE		0.19	U		180	J	P	0.19	J	P	0.19	U	
TRANS-1,3-DICHLOROPROPENE		0.19	U		140	U		0.19	U		0.19	U	
TRICHLOROETHENE		0.67	J	P	36000			3.2			0.97	J	P
TRICHLOROFLUOROMETHANE		0.21	UJ	C	150	UJ	C	0.21	UJ	C	0.21	U	
VINYL ACETATE		0.19	U		140	U		0.19	U		0.19	U	
VINYL CHLORIDE		0.22	U		4100			9.7			0.22	U	

PROJ_NO: 02298	NSAMPLE	MSA-DMW5I-090809			MSA-MW14D-090809			MSA-MW14I-090809			MSA-MW3-090809		
SDG: 9I09172	LAB_ID	A9I090172004			A9I090172003			A9I090172002			A9I090172012		
FRACTION: OV	SAMP_DATE	9/8/2009			9/8/2009			9/8/2009			9/8/2009		
MEDIA: WATER	QC_TYPE	NM			NM			NM			NM		
	UNITS	UG/L			UG/L			UG/L			UG/L		
	PCT_SOLIDS	0.0			0.0			0.0			0.0		
	DUP_OF												
PARAMETER		RESULT	VQL	QLCD	RESULT	VQL	QLCD	RESULT	VQL	QLCD	RESULT	VQL	QLCD
CARBON TETRACHLORIDE		0.13	U		0.13	U		6.5	U		0.13	U	
CHLOROBENZENE		0.15	U		0.15	U		270			0.15	U	
CHLORODIBROMOMETHANE		0.18	U		0.18	U		9	U		0.18	U	
CHLOROETHANE		0.29	U		0.29	U		14	U		0.29	U	
CHLOROFORM		1.3			0.16	U		8	U		0.16	U	
CHLOROMETHANE		0.3	U		0.3	U		15	U		0.3	U	
CIS-1,2-DICHLOROETHENE		8.5			0.17	U		1300			19		
CIS-1,3-DICHLOROPROPENE		0.14	U		0.14	U		7	U		0.14	U	
DIBROMOMETHANE		0.28	U		0.28	U		14	U		0.28	U	
DICHLORODIFLUOROMETHANE		0.31	U		0.31	U		16	U		0.31	U	
DIISOPROPYL ETHER		1.5	U		1.5	U		75	U		1.5	U	
ETHYL TERT-BUTYL ETHER		0.11	U		0.11	U		5.5	U		0.11	U	
ETHYLBENZENE		0.17	U		0.17	U		8.5	U		0.17	U	
HEXACHLOROBUTADIENE		0.3	U		0.3	U		15	U		0.3	U	
ISOPROPYLBENZENE		0.13	U		0.13	U		6.5	U		0.13	U	
M+P-XYLENES		0.24	U		0.24	U		12	U		0.24	U	
METHYL TERT-BUTYL ETHER		0.17	U		0.17	U		8.5	U		0.17	U	
METHYLENE CHLORIDE		0.33	U		0.33	U		16	U		0.33	U	
NAPHTHALENE		0.24	U		0.24	U		12	U		0.24	U	
N-BUTYLBENZENE		0.12	U		0.12	U		6	U		0.12	U	
N-PROPYLBENZENE		0.14	U		0.14	U		7	U		0.14	U	
O-XYLENE		0.14	U		0.14	U		7	U		0.14	U	
SEC-BUTYLBENZENE		0.13	U		0.13	U		6.5	U		0.13	U	
STYRENE		0.11	U		0.11	U		5.5	U		0.11	U	
TERT-AMYL METHYL ETHER		0.067	U		0.067	U		3.4	U		0.067	U	
TERT-BUTYLBENZENE		0.13	U		0.13	U		6.5	U		0.13	U	
TERTIARY-BUTYL ALCOHOL		3.9	UR	C	3.9	UR	C	200	UR	C	3.9	UR	C
TETRACHLOROETHENE		0.29	U		0.29	U		14	U		0.29	U	
TOLUENE		0.13	U		0.13	U		6.5	U		0.13	U	
TOTAL XYLENES		0.28	U		0.28	U		14	U		0.28	U	
TRANS-1,2-DICHLOROETHENE		0.38	J	P	0.19	U		12	J	P	0.19	U	
TRANS-1,3-DICHLOROPROPENE		0.19	U		0.19	U		9.5	U		0.19	U	
TRICHLOROETHENE		39			0.17	U		17	J	P	0.62	J	P
TRICHLOROFLUOROMETHANE		0.21	U		0.21	U		10	U		0.21	U	
VINYL ACETATE		0.19	U		0.19	U		9.5	U		0.19	U	
VINYL CHLORIDE		0.22	U		0.22	U		940			3.4		

PROJ_NO: 02298	NSAMPLE	MSA-MW4-090809			MSA-MW5-090809			MSA-MW6-090809			TB-090809-01		
SDG: 9I09172	LAB_ID	A9I090172013			A9I090172009			A9I090172007			A9I090172005		
FRACTION: OV	SAMP_DATE	9/8/2009			9/8/2009			9/8/2009			9/8/2009		
MEDIA: WATER	QC_TYPE	NM			NM			NM			NM		
	UNITS	UG/L			UG/L			UG/L			UG/L		
	PCT_SOLIDS	0.0			0.0			0.0			0.0		
	DUP_OF												
PARAMETER		RESULT	VQL	QLCD	RESULT	VQL	QLCD	RESULT	VQL	QLCD	RESULT	VQL	QLCD
CARBON TETRACHLORIDE		0.13	U		8.7	U		0.13	U		0.13	U	
CHLOROBENZENE		0.15	U		10	U		0.15	U		0.15	U	
CHLORODIBROMOMETHANE		0.18	U		12	U		0.18	U		0.18	U	
CHLOROETHANE		0.29	U		19	U		0.29	U		0.29	U	
CHLOROFORM		0.16	U		11	U		0.16	U		0.16	U	
CHLOROMETHANE		0.3	U		20	U		0.3	U		0.3	U	
CIS-1,2-DICHLOROETHENE		0.88	J	P	2400			0.56	J	P	0.17	U	
CIS-1,3-DICHLOROPROPENE		0.14	U		9.3	U		0.14	U		0.14	U	
DIBROMOMETHANE		0.28	U		19	U		0.28	U		0.28	U	
DICHLORODIFLUOROMETHANE		0.31	U		21	U		0.31	U		0.31	U	
DIISOPROPYL ETHER		1.5	U		100	U		1.5	U		1.5	U	
ETHYL TERT-BUTYL ETHER		0.11	U		7.3	U		0.11	U		0.11	U	
ETHYLBENZENE		0.17	U		11	U		0.17	U		0.17	U	
HEXACHLOROBUTADIENE		0.3	U		20	U		0.3	U		0.3	U	
ISOPROPYLBENZENE		0.13	U		8.7	U		0.13	U		0.13	U	
M+P-XYLENES		0.24	U		16	U		0.24	U		0.24	U	
METHYL TERT-BUTYL ETHER		0.17	U		11	U		0.17	U		0.17	U	
METHYLENE CHLORIDE		0.33	U		22	U		0.33	U		0.33	U	
NAPHTHALENE		0.24	U		16	U		0.24	U		0.24	U	
N-BUTYLBENZENE		0.12	U		8	U		0.12	U		0.12	U	
N-PROPYLBENZENE		0.14	U		9.3	U		0.14	U		0.14	U	
O-XYLENE		0.14	U		9.3	U		0.14	U		0.14	U	
SEC-BUTYLBENZENE		0.13	U		8.7	U		0.13	U		0.13	U	
STYRENE		0.11	U		7.3	U		0.11	U		0.11	U	
TERT-AMYL METHYL ETHER		0.067	U		4.5	U		0.067	U		0.067	U	
TERT-BUTYLBENZENE		0.13	U		8.7	U		0.13	U		0.13	U	
TERTIARY-BUTYL ALCOHOL		3.9	UR	C	260	UR	C	3.9	UR	C	7.6	L	C
TETRACHLOROETHENE		0.29	U		19	U		0.29	U		0.29	U	
TOLUENE		0.13	U		8.7	U		0.13	U		0.13	U	
TOTAL XYLENES		0.28	U		19	U		0.28	U		0.28	U	
TRANS-1,2-DICHLOROETHENE		1			52	J	P	0.19	U		0.19	U	
TRANS-1,3-DICHLOROPROPENE		0.19	U		13	U		0.19	U		0.19	U	
TRICHLOROETHENE		0.17	U		11	U		0.84	J	P	0.17	U	
TRICHLOROFLUOROMETHANE		0.21	U		14	UJ	C	0.21	UJ	C	0.21	U	
VINYL ACETATE		0.19	U		13	U		0.19	U		0.19	U	
VINYL CHLORIDE		1.5			790			0.22	U		0.22	U	

PROJ_NO: 02298	NSAMPLE	DMW11I-090809			DMW11S-090809			MSA-DMW1S-090809			MSA-DMW3D-090809		
SDG: 9I09172	LAB_ID	A9I090172010			A9I090172011			A9I090172008			A9I090172001		
FRACTION: OVSIM	SAMP_DATE	9/8/2009			9/8/2009			9/8/2009			9/8/2009		
MEDIA: WATER	QC_TYPE	NM			NM			NM			NM		
	UNITS	UG/L			UG/L			UG/L			UG/L		
	PCT_SOLIDS	0.0			0.0			0.0			0.0		
	DUP_OF												
PARAMETER		RESULT	VQL	QLCD	RESULT	VQL	QLCD	RESULT	VQL	QLCD	RESULT	VQL	QLCD
1,4-DIOXANE		0.33	UR	C	24	UR	C	130	L	C	0.33	UR	C

PROJ_NO: 02298	NSAMPLE	MSA-DMW5I-090809			MSA-MW14D-090809			MSA-MW14I-090809			MSA-MW3-090809		
SDG: 9I09172	LAB_ID	A9I090172004			A9I090172003			A9I090172002			A9I090172012		
FRACTION: OVSIM	SAMP_DATE	9/8/2009			9/8/2009			9/8/2009			9/8/2009		
MEDIA: WATER	QC_TYPE	NM			NM			NM			NM		
	UNITS	UG/L			UG/L			UG/L			UG/L		
	PCT_SOLIDS	0.0			0.0			0.0			0.0		
	DUP_OF												
PARAMETER		RESULT	VQL	QLCD	RESULT	VQL	QLCD	RESULT	VQL	QLCD	RESULT	VQL	QLCD
1,4-DIOXANE		2.9	L	C	0.33	UR	C	130	L	C	2.4	L	C

PROJ_NO: 02298	NSAMPLE	MSA-MW4-090809			MSA-MW5-090809			MSA-MW6-090809		
SDG: 9I09172	LAB_ID	A9I090172013			A9I090172009			A9I090172007		
FRACTION: OVSIM	SAMP_DATE	9/8/2009			9/8/2009			9/8/2009		
MEDIA: WATER	QC_TYPE	NM			NM			NM		
	UNITS	UG/L			UG/L			UG/L		
	PCT_SOLIDS	0.0			0.0			0.0		
	DUP_OF									
PARAMETER		RESULT	VQL	QLCD	RESULT	VQL	QLCD	RESULT	VQL	QLCD
1,4-DIOXANE		0.75	L	C	11	UR	C	3.1	L	C

PROJ_NO: 02298	NSAMPLE	MSA-MW14I-090809		
SDG: 9I09172	LAB_ID	A9I090172002		
FRACTION: OVG	SAMP_DATE	9/8/2009		
MEDIA: WATER	QC_TYPE	NM		
	UNITS	UG/L		
	PCT_SOLIDS	0.0		
	DUP_OF			

PARAMETER	RESULT	VQL	QLCD
ETHANE	31	J	C
ETHENE	36	J	C
METHANE	1000	J	E

PROJ_NO: 02298	NSAMPLE	DMW11S-090809			MSA-DMW1S-090809			MSA-DMW2S-090809			MSA-MW3-090809		
SDG: 9I09172	LAB_ID	A9I090172011			A9I090172008			A9I090172006			A9I090172012		
FRACTION: PET	SAMP_DATE	9/8/2009			9/8/2009			9/8/2009			9/8/2009		
MEDIA: WATER	QC_TYPE	NM			NM			NM			NM		
	UNITS	UG/L			UG/L			UG/L			UG/L		
	PCT_SOLIDS	0.0			0.0			0.0			0.0		
	DUP_OF												
PARAMETER		RESULT	VQL	QLCD	RESULT	VQL	QLCD	RESULT	VQL	QLCD	RESULT	VQL	QLCD
DIESEL RANGE ORGANICS		920			240	B	A	310			89	B	A
GASOLINE RANGE ORGANICS		17000	J	D	78	J	P	980			60	J	P

PROJ_NO: 02298	NSAMPLE	MSA-MW4-090809			MSA-MW5-090809			MSA-MW6-090809		
SDG: 9I09172	LAB_ID	A9I090172013			A9I090172009			A9I090172007		
FRACTION: PET	SAMP_DATE	9/8/2009			9/8/2009			9/8/2009		
MEDIA: WATER	QC_TYPE	NM			NM			NM		
	UNITS	UG/L			UG/L			UG/L		
	PCT_SOLIDS	0.0			0.0			0.0		
	DUP_OF									
PARAMETER		RESULT	VQL	QLCD	RESULT	VQL	QLCD	RESULT	VQL	QLCD
DIESEL RANGE ORGANICS		180	B	A	430			220	B	A
GASOLINE RANGE ORGANICS		39	J	P	360			30	J	P

Appendix A

Qualified Analytical Results

Appendix B

Results as Reported by the Laboratory

Tetra Tech NUS, Inc

Client Sample ID: DMW11I-090809

GC/MS Volatiles

Lot-Sample #...: A9I090172-010 **Work Order #...:** LKHG11AA **Matrix.....:** WG
Date Sampled...: 09/08/09 11:07 **Date Received..:** 09/09/09
Prep Date.....: 09/18/09 **Analysis Date..:** 09/18/09
Prep Batch #...: 9264505
Dilution Factor: 1 **Initial Wgt/Vol:** 5 mL **Final Wgt/Vol..:** 5 mL
Method.....: SW846 8260B

PARAMETER	RESULT	REPORTING LIMIT	UNITS	MDL
Acetone	**5.1 B**	**5.0**	**ug/L**	**1.1**
Bromobenzene	ND	1.0	ug/L	0.13
Bromochloromethane	ND	1.0	ug/L	0.29
Bromodichloromethane	ND	1.0	ug/L	0.15
2-Butanone	ND	5.0	ug/L	0.57
n-Butylbenzene	ND	1.0	ug/L	0.12
sec-Butylbenzene	ND	1.0	ug/L	0.13
tert-Butylbenzene	ND	1.0	ug/L	0.13
Carbon disulfide	ND	1.0	ug/L	0.13
Dibromochloromethane	ND	1.0	ug/L	0.18
1,2-Dibromo-3-chloro-propane	ND	2.0	ug/L	0.67
2-Chloroethyl vinyl ether	ND	5.0	ug/L	0.99
2-Chlorotoluene	ND	1.0	ug/L	0.11
4-Chlorotoluene	ND	1.0	ug/L	0.18
1,2-Dibromoethane	ND	1.0	ug/L	0.24
Dibromomethane	ND	1.0	ug/L	0.28
1,2-Dichlorobenzene	ND	1.0	ug/L	0.13
1,3-Dichlorobenzene	ND	1.0	ug/L	0.14
1,4-Dichlorobenzene	ND	1.0	ug/L	0.13
Dichlorodifluoromethane	ND	1.0	ug/L	0.31
cis-1,2-Dichloroethene	**0.78 J**	**1.0**	**ug/L**	**0.17**
trans-1,2-Dichloroethene	ND	1.0	ug/L	0.19
1,3-Dichloropropane	ND	1.0	ug/L	0.16
2,2-Dichloropropane	ND	1.0	ug/L	0.13
1,1-Dichloropropene	ND	1.0	ug/L	0.13
Trichlorofluoromethane	ND	1.0	ug/L	0.21
Hexachlorobutadiene	ND	1.0	ug/L	0.30
2-Hexanone	ND	5.0	ug/L	0.41
Isopropylbenzene	ND	1.0	ug/L	0.13
p-Isopropyltoluene	ND	1.0	ug/L	0.12
tert-Butyl alcohol	ND	20	ug/L	3.9
4-Methyl-2-pentanone	ND	5.0	ug/L	0.32
Naphthalene	ND	1.0	ug/L	0.24
n-Propylbenzene	ND	1.0	ug/L	0.14
Styrene	ND	1.0	ug/L	0.11
1,1,1,2-Tetrachloroethane	ND	1.0	ug/L	0.23
1,2,3-Trichlorobenzene	ND	1.0	ug/L	0.17

(Continued on next page)

Tetra Tech NUS, Inc

Client Sample ID: DMW11I-090809

GC/MS Volatiles

Lot-Sample #...: A9I090172-010 **Work Order #...:** LKHG11AA **Matrix.....:** WG

PARAMETER	RESULT	REPORTING LIMIT	UNITS	MDL
1,2,4-Trichloro-benzene	ND	1.0	ug/L	0.15
1,2,3-Trichloropropane	ND	1.0	ug/L	0.43
1,1,2-Trichloro-1,2,2-trifluoroethane	ND	1.0	ug/L	0.28
1,2,4-Trimethylbenzene	ND	1.0	ug/L	0.12
Vinyl acetate	ND	2.0	ug/L	0.19
o-Xylene	ND	1.0	ug/L	0.14
Xylenes (total)	ND	2.0	ug/L	0.28
Methyl tert-butyl ether	ND	5.0	ug/L	0.17
m-Xylene & p-Xylene	ND	2.0	ug/L	0.24
1,2,3-Trimethylbenzene	ND	5.0	ug/L	0.0059
Diisopropyl Ether (DIPE)	ND	5.0	ug/L	1.5
Ethyl-t-Butyl Ether (ETBE)	ND	5.0	ug/L	0.11
Tert-amyl methyl ether (TAME)	ND	5.0	ug/L	0.067
Benzene	ND	1.0	ug/L	0.13
Bromoform	ND	1.0	ug/L	0.64
Bromomethane	ND	1.0	ug/L	0.41
Carbon tetrachloride	ND	1.0	ug/L	0.13
Chlorobenzene	ND	1.0	ug/L	0.15
Chloroethane	ND	1.0	ug/L	0.29
Chloroform	ND	1.0	ug/L	0.16
Chloromethane	ND	1.0	ug/L	0.30
1,1-Dichloroethane	ND	1.0	ug/L	0.15
1,2-Dichloroethane	ND	1.0	ug/L	0.22
1,1-Dichloroethene	ND	1.0	ug/L	0.19
1,2-Dichloropropane	ND	1.0	ug/L	0.18
cis-1,3-Dichloropropene	ND	1.0	ug/L	0.14
trans-1,3-Dichloropropene	ND	1.0	ug/L	0.19
Ethylbenzene	ND	1.0	ug/L	0.17
Methylene chloride	ND	1.0	ug/L	0.33
1,1,2,2-Tetrachloroethane	ND	1.0	ug/L	0.18
Tetrachloroethene	ND	1.0	ug/L	0.29
Toluene	ND	1.0	ug/L	0.13
1,1,1-Trichloroethane	ND	1.0	ug/L	0.22
Trichloroethene	**0.67 J**	**1.0**	**ug/L**	**0.17**
Vinyl chloride	ND	1.0	ug/L	0.22

SURROGATE	PERCENT RECOVERY	RECOVERY LIMITS
Dibromofluoromethane	86	(73 - 122)
1,2-Dichloroethane-d4	104	(61 - 128)
Toluene-d8	92	(76 - 110)
4-Bromofluorobenzene	83	(74 - 116)

(Continued on next page)

Tetra Tech NUS, Inc

Client Sample ID: DMW11I-090809

GC/MS Volatiles

Lot-Sample #...: A9I090172-010 Work Order #...: LKHG11AA Matrix.....: WG

NOTE(S):

B Method blank contamination. The associated method blank contains the target analyte at a reportable level.

J Estimated result. Result is less than RL.

Tetra Tech NUS, Inc

Client Sample ID: DMW11S-090809

GC/MS Volatiles

Lot-Sample #...: A9I090172-011 **Work Order #...:** LKHG31AA **Matrix.....:** WG
Date Sampled...: 09/08/09 12:30 **Date Received..:** 09/09/09
Prep Date.....: 09/18/09 **Analysis Date..:** 09/18/09
Prep Batch #...: 9264505
Dilution Factor: 714.28 **Initial Wgt/Vol:** 5 mL **Final Wgt/Vol..:** 5 mL
Method.....: SW846 8260B

PARAMETER	RESULT	REPORTING LIMIT	UNITS	MDL
Acetone	**2500 J,B**	**3600**	**ug/L**	**790**
Bromobenzene	ND	710	ug/L	93
Bromochloromethane	ND	710	ug/L	210
Bromodichloromethane	ND	710	ug/L	110
2-Butanone	ND	3600	ug/L	410
n-Butylbenzene	ND	710	ug/L	86
sec-Butylbenzene	ND	710	ug/L	93
tert-Butylbenzene	ND	710	ug/L	93
Carbon disulfide	ND	710	ug/L	93
Dibromochloromethane	ND	710	ug/L	130
1,2-Dibromo-3-chloro-propane	ND	1400	ug/L	480
2-Chloroethyl vinyl ether	ND	3600	ug/L	710
2-Chlorotoluene	ND	710	ug/L	79
4-Chlorotoluene	ND	710	ug/L	130
1,2-Dibromoethane	ND	710	ug/L	170
Dibromomethane	ND	710	ug/L	200
1,2-Dichlorobenzene	ND	710	ug/L	93
1,3-Dichlorobenzene	ND	710	ug/L	100
1,4-Dichlorobenzene	ND	710	ug/L	93
Dichlorodifluoromethane	ND	710	ug/L	220
cis-1,2-Dichloroethene	**41000**	**710**	**ug/L**	**120**
trans-1,2-Dichloroethene	**180 J**	**710**	**ug/L**	**140**
1,3-Dichloropropane	ND	710	ug/L	110
2,2-Dichloropropane	ND	710	ug/L	93
1,1-Dichloropropene	ND	710	ug/L	93
Trichlorofluoromethane	ND	710	ug/L	150
Hexachlorobutadiene	ND	710	ug/L	210
2-Hexanone	ND	3600	ug/L	290
Isopropylbenzene	ND	710	ug/L	93
p-Isopropyltoluene	ND	710	ug/L	86
tert-Butyl alcohol	ND	14000	ug/L	2800
4-Methyl-2-pentanone	ND	3600	ug/L	230
Naphthalene	ND	710	ug/L	170
n-Propylbenzene	ND	710	ug/L	100
Styrene	ND	710	ug/L	79
1,1,1,2-Tetrachloroethane	ND	710	ug/L	160
1,2,3-Trichlorobenzene	ND	710	ug/L	120

(Continued on next page)

Tetra Tech NUS, Inc

Client Sample ID: DMW11S-090809

GC/MS Volatiles

Lot-Sample #...: A9I090172-011 **Work Order #...:** LKHG31AA **Matrix.....:** WG

PARAMETER	RESULT	REPORTING LIMIT	UNITS	MDL
1,2,4-Trichloro-benzene	ND	710	ug/L	110
1,2,3-Trichloropropane	ND	710	ug/L	310
1,1,2-Trichloro-1,2,2-trifluoroethane	ND	710	ug/L	200
1,2,4-Trimethylbenzene	ND	710	ug/L	86
Vinyl acetate	ND	1400	ug/L	140
o-Xylene	ND	710	ug/L	100
Xylenes (total)	ND	1400	ug/L	200
Methyl tert-butyl ether	ND	3600	ug/L	120
m-Xylene & p-Xylene	ND	1400	ug/L	170
1,2,3-Trimethylbenzene	ND	3600	ug/L	4.2
Diisopropyl Ether (DIPE)	ND	3600	ug/L	1100
Ethyl-t-Butyl Ether (ETBE)	ND	3600	ug/L	79
Tert-amyl methyl ether (TAME)	ND	3600	ug/L	48
Benzene	ND	710	ug/L	93
Bromoform	ND	710	ug/L	460
Bromomethane	ND	710	ug/L	290
Carbon tetrachloride	ND	710	ug/L	93
Chlorobenzene	ND	710	ug/L	110
Chloroethane	ND	710	ug/L	210
Chloroform	**950**	**710**	**ug/L**	**110**
Chloromethane	ND	710	ug/L	210
1,1-Dichloroethane	ND	710	ug/L	110
1,2-Dichloroethane	ND	710	ug/L	160
1,1-Dichloroethene	**160 J**	**710**	**ug/L**	**140**
1,2-Dichloropropane	ND	710	ug/L	130
cis-1,3-Dichloropropene	ND	710	ug/L	100
trans-1,3-Dichloropropene	ND	710	ug/L	140
Ethylbenzene	ND	710	ug/L	120
Methylene chloride	ND	710	ug/L	240
1,1,2,2-Tetrachloroethane	ND	710	ug/L	130
Tetrachloroethene	ND	710	ug/L	210
Toluene	**1600**	**710**	**ug/L**	**93**
1,1,1-Trichloroethane	ND	710	ug/L	160
Trichloroethene	**36000**	**710**	**ug/L**	**120**
Vinyl chloride	**4100**	**710**	**ug/L**	**160**

SURROGATE	PERCENT RECOVERY	RECOVERY LIMITS
Dibromofluoromethane	89	(73 - 122)
1,2-Dichloroethane-d4	101	(61 - 128)
Toluene-d8	92	(76 - 110)
4-Bromofluorobenzene	84	(74 - 116)

(Continued on next page)

Tetra Tech NUS, Inc

Client Sample ID: DMW11S-090809

GC/MS Volatiles

Lot-Sample #...: A9I090172-011 Work Order #...: LKHG31AA Matrix.....: WG

NOTE(S):

J Estimated result. Result is less than RL.

B Method blank contamination. The associated method blank contains the target analyte at a reportable level.

Tetra Tech NUS, Inc

Client Sample ID: MSA-DMW1S-090809

GC/MS Volatiles

Lot-Sample #...: A9I090172-008 **Work Order #...:** LKHGV1AM **Matrix.....:** WG
Date Sampled...: 09/08/09 14:00 **Date Received..:** 09/09/09
Prep Date.....: 09/18/09 **Analysis Date..:** 09/18/09
Prep Batch #...: 9264505
Dilution Factor: 1 **Initial Wgt/Vol:** 5 mL **Final Wgt/Vol..:** 5 mL
Method.....: SW846 8260B

PARAMETER	RESULT	REPORTING LIMIT	UNITS	MDL
Acetone	**8.1 B**	**5.0**	**ug/L**	**1.1**
Bromobenzene	ND	1.0	ug/L	0.13
Bromochloromethane	ND	1.0	ug/L	0.29
Bromodichloromethane	ND	1.0	ug/L	0.15
2-Butanone	ND	5.0	ug/L	0.57
n-Butylbenzene	ND	1.0	ug/L	0.12
sec-Butylbenzene	ND	1.0	ug/L	0.13
tert-Butylbenzene	ND	1.0	ug/L	0.13
Carbon disulfide	ND	1.0	ug/L	0.13
Dibromochloromethane	ND	1.0	ug/L	0.18
1,2-Dibromo-3-chloro-propane	ND	2.0	ug/L	0.67
2-Chloroethyl vinyl ether	ND	5.0	ug/L	0.99
2-Chlorotoluene	ND	1.0	ug/L	0.11
4-Chlorotoluene	ND	1.0	ug/L	0.18
1,2-Dibromoethane	ND	1.0	ug/L	0.24
Dibromomethane	ND	1.0	ug/L	0.28
1,2-Dichlorobenzene	ND	1.0	ug/L	0.13
1,3-Dichlorobenzene	ND	1.0	ug/L	0.14
1,4-Dichlorobenzene	ND	1.0	ug/L	0.13
Dichlorodifluoromethane	ND	1.0	ug/L	0.31
cis-1,2-Dichloroethene	**21**	**1.0**	**ug/L**	**0.17**
trans-1,2-Dichloroethene	**0.19 J**	**1.0**	**ug/L**	**0.19**
1,3-Dichloropropane	ND	1.0	ug/L	0.16
2,2-Dichloropropane	ND	1.0	ug/L	0.13
1,1-Dichloropropene	ND	1.0	ug/L	0.13
Trichlorofluoromethane	ND	1.0	ug/L	0.21
Hexachlorobutadiene	ND	1.0	ug/L	0.30
2-Hexanone	ND	5.0	ug/L	0.41
Isopropylbenzene	**0.19 J**	**1.0**	**ug/L**	**0.13**
p-Isopropyltoluene	ND	1.0	ug/L	0.12
tert-Butyl alcohol	ND	20	ug/L	3.9
4-Methyl-2-pentanone	ND	5.0	ug/L	0.32
Naphthalene	ND	1.0	ug/L	0.24
n-Propylbenzene	ND	1.0	ug/L	0.14
Styrene	ND	1.0	ug/L	0.11
1,1,1,2-Tetrachloroethane	ND	1.0	ug/L	0.23
1,2,3-Trichlorobenzene	ND	1.0	ug/L	0.17

(Continued on next page)

Tetra Tech NUS, Inc

Client Sample ID: MSA-DMW1S-090809

GC/MS Volatiles

Lot-Sample #...: A9I090172-008 **Work Order #...:** LKHGV1AM **Matrix.....:** WG

PARAMETER	RESULT	REPORTING LIMIT	UNITS	MDL
1,2,4-Trichloro-benzene	ND	1.0	ug/L	0.15
1,2,3-Trichloropropane	ND	1.0	ug/L	0.43
1,1,2-Trichloro-1,2,2-trifluoroethane	ND	1.0	ug/L	0.28
1,2,4-Trimethylbenzene	ND	1.0	ug/L	0.12
Vinyl acetate	ND	2.0	ug/L	0.19
o-Xylene	ND	1.0	ug/L	0.14
Xylenes (total)	ND	2.0	ug/L	0.28
Methyl tert-butyl ether	ND	5.0	ug/L	0.17
m-Xylene & p-Xylene	ND	2.0	ug/L	0.24
1,2,3-Trimethylbenzene	ND	5.0	ug/L	0.0059
Diisopropyl Ether (DIPE)	ND	5.0	ug/L	1.5
Ethyl-t-Butyl Ether (ETBE)	ND	5.0	ug/L	0.11
Tert-amyl methyl ether (TAME)	ND	5.0	ug/L	0.067
Benzene	**1.4**	**1.0**	**ug/L**	**0.13**
Bromoform	ND	1.0	ug/L	0.64
Bromomethane	ND	1.0	ug/L	0.41
Carbon tetrachloride	ND	1.0	ug/L	0.13
Chlorobenzene	**15**	**1.0**	**ug/L**	**0.15**
Chloroethane	ND	1.0	ug/L	0.29
Chloroform	ND	1.0	ug/L	0.16
Chloromethane	ND	1.0	ug/L	0.30
1,1-Dichloroethane	ND	1.0	ug/L	0.15
1,2-Dichloroethane	ND	1.0	ug/L	0.22
1,1-Dichloroethene	ND	1.0	ug/L	0.19
1,2-Dichloropropane	ND	1.0	ug/L	0.18
cis-1,3-Dichloropropene	ND	1.0	ug/L	0.14
trans-1,3-Dichloropropene	ND	1.0	ug/L	0.19
Ethylbenzene	ND	1.0	ug/L	0.17
Methylene chloride	ND	1.0	ug/L	0.33
1,1,2,2-Tetrachloroethane	ND	1.0	ug/L	0.18
Tetrachloroethene	ND	1.0	ug/L	0.29
Toluene	ND	1.0	ug/L	0.13
1,1,1-Trichloroethane	ND	1.0	ug/L	0.22
Trichloroethene	**3.2**	**1.0**	**ug/L**	**0.17**
Vinyl chloride	**9.7**	**1.0**	**ug/L**	**0.22**

SURROGATE	PERCENT RECOVERY	RECOVERY LIMITS
Dibromofluoromethane	85	(73 - 122)
1,2-Dichloroethane-d4	97	(61 - 128)
Toluene-d8	90	(76 - 110)
4-Bromofluorobenzene	81	(74 - 116)

(Continued on next page)

Tetra Tech NUS, Inc

Client Sample ID: MSA-DMW1S-090809

GC/MS Volatiles

Lot-Sample #...: A9I090172-008 Work Order #...: LKHGV1AM Matrix.....: WG

NOTE(S):

B Method blank contamination. The associated method blank contains the target analyte at a reportable level.

J Estimated result. Result is less than RL.

Tetra Tech NUS, Inc

Client Sample ID: MSA-DMW3D-090809

GC/MS Volatiles

Lot-Sample #...: A9I090172-001 **Work Order #...:** LKHFD1AA **Matrix.....:** WG
Date Sampled...: 09/08/09 09:35 **Date Received..:** 09/09/09
Prep Date.....: 09/17/09 **Analysis Date..:** 09/17/09
Prep Batch #...: 9261158
Dilution Factor: 1 **Initial Wgt/Vol:** 5 mL **Final Wgt/Vol..:** 5 mL
Method.....: SW846 8260B

PARAMETER	RESULT	REPORTING LIMIT	UNITS	MDL
Acetone	**2.9 J**	**5.0**	**ug/L**	**1.1**
Bromobenzene	ND	1.0	ug/L	0.13
Bromochloromethane	ND	1.0	ug/L	0.29
Bromodichloromethane	ND	1.0	ug/L	0.15
2-Butanone	ND	5.0	ug/L	0.57
n-Butylbenzene	ND	1.0	ug/L	0.12
sec-Butylbenzene	ND	1.0	ug/L	0.13
tert-Butylbenzene	ND	1.0	ug/L	0.13
Carbon disulfide	ND	1.0	ug/L	0.13
Dibromochloromethane	ND	1.0	ug/L	0.18
1,2-Dibromo-3-chloro-propane	ND	2.0	ug/L	0.67
2-Chloroethyl vinyl ether	ND	5.0	ug/L	0.99
2-Chlorotoluene	ND	1.0	ug/L	0.11
4-Chlorotoluene	ND	1.0	ug/L	0.18
1,2-Dibromoethane	ND	1.0	ug/L	0.24
Dibromomethane	ND	1.0	ug/L	0.28
1,2-Dichlorobenzene	ND	1.0	ug/L	0.13
1,3-Dichlorobenzene	ND	1.0	ug/L	0.14
1,4-Dichlorobenzene	ND	1.0	ug/L	0.13
Dichlorodifluoromethane	ND	1.0	ug/L	0.31
cis-1,2-Dichloroethene	ND	1.0	ug/L	0.17
trans-1,2-Dichloroethene	ND	1.0	ug/L	0.19
1,3-Dichloropropane	ND	1.0	ug/L	0.16
2,2-Dichloropropane	ND	1.0	ug/L	0.13
1,1-Dichloropropene	ND	1.0	ug/L	0.13
Trichlorofluoromethane	ND	1.0	ug/L	0.21
Hexachlorobutadiene	ND	1.0	ug/L	0.30
2-Hexanone	ND	5.0	ug/L	0.41
Isopropylbenzene	ND	1.0	ug/L	0.13
p-Isopropyltoluene	ND	1.0	ug/L	0.12
tert-Butyl alcohol	ND	20	ug/L	3.9
4-Methyl-2-pentanone	ND	5.0	ug/L	0.32
Naphthalene	ND	1.0	ug/L	0.24
n-Propylbenzene	ND	1.0	ug/L	0.14
Styrene	ND	1.0	ug/L	0.11
1,1,1,2-Tetrachloroethane	ND	1.0	ug/L	0.23
1,2,3-Trichlorobenzene	ND	1.0	ug/L	0.17

(Continued on next page)

Tetra Tech NUS, Inc

Client Sample ID: MSA-DMW3D-090809

GC/MS Volatiles

Lot-Sample #...: A9I090172-001 **Work Order #...:** LKHFD1AA **Matrix.....:** WG

PARAMETER	RESULT	REPORTING LIMIT	UNITS	MDL
1,2,4-Trichloro-benzene	ND	1.0	ug/L	0.15
1,2,3-Trichloropropane	ND	1.0	ug/L	0.43
1,1,2-Trichloro-1,2,2-trifluoroethane	ND	1.0	ug/L	0.28
1,2,4-Trimethylbenzene	ND	1.0	ug/L	0.12
Vinyl acetate	ND	2.0	ug/L	0.19
o-Xylene	ND	1.0	ug/L	0.14
Xylenes (total)	ND	2.0	ug/L	0.28
Methyl tert-butyl ether	ND	5.0	ug/L	0.17
m-Xylene & p-Xylene	ND	2.0	ug/L	0.24
1,2,3-Trimethylbenzene	ND	5.0	ug/L	0.0059
Diisopropyl Ether (DIPE)	ND	5.0	ug/L	1.5
Ethyl-t-Butyl Ether (ETBE)	ND	5.0	ug/L	0.11
Tert-amyl methyl ether (TAME)	ND	5.0	ug/L	0.067
Benzene	ND	1.0	ug/L	0.13
Bromoform	ND	1.0	ug/L	0.64
Bromomethane	ND	1.0	ug/L	0.41
Carbon tetrachloride	ND	1.0	ug/L	0.13
Chlorobenzene	ND	1.0	ug/L	0.15
Chloroethane	ND	1.0	ug/L	0.29
Chloroform	**0.49 J**	**1.0**	**ug/L**	**0.16**
Chloromethane	ND	1.0	ug/L	0.30
1,1-Dichloroethane	ND	1.0	ug/L	0.15
1,2-Dichloroethane	ND	1.0	ug/L	0.22
1,1-Dichloroethene	ND	1.0	ug/L	0.19
1,2-Dichloropropane	ND	1.0	ug/L	0.18
cis-1,3-Dichloropropene	ND	1.0	ug/L	0.14
trans-1,3-Dichloropropene	ND	1.0	ug/L	0.19
Ethylbenzene	ND	1.0	ug/L	0.17
Methylene chloride	ND	1.0	ug/L	0.33
1,1,2,2-Tetrachloroethane	ND	1.0	ug/L	0.18
Tetrachloroethene	ND	1.0	ug/L	0.29
Toluene	ND	1.0	ug/L	0.13
1,1,1-Trichloroethane	ND	1.0	ug/L	0.22
Trichloroethene	**0.97 J**	**1.0**	**ug/L**	**0.17**
Vinyl chloride	ND	1.0	ug/L	0.22

SURROGATE	PERCENT RECOVERY	RECOVERY LIMITS
Dibromofluoromethane	89	(73 - 122)
1,2-Dichloroethane-d4	88	(61 - 128)
Toluene-d8	84	(76 - 110)
4-Bromofluorobenzene	86	(74 - 116)

NOTE(S):

J Estimated result. Result is less than RL.

Tetra Tech NUS, Inc

Client Sample ID: MSA-DMW5I-090809

GC/MS Volatiles

Lot-Sample #...: A9I090172-004 **Work Order #...:** LKHGM1AM **Matrix.....:** WG
Date Sampled...: 09/08/09 14:35 **Date Received..:** 09/09/09
Prep Date.....: 09/18/09 **Analysis Date..:** 09/18/09
Prep Batch #...: 9264171
Dilution Factor: 1 **Initial Wgt/Vol:** 5 mL **Final Wgt/Vol..:** 5 mL
Method.....: SW846 8260B

PARAMETER	RESULT	REPORTING LIMIT	UNITS	MDL
Acetone	**1.6 J**	**5.0**	**ug/L**	**1.1**
Bromobenzene	ND	1.0	ug/L	0.13
Bromochloromethane	ND	1.0	ug/L	0.29
Bromodichloromethane	ND	1.0	ug/L	0.15
2-Butanone	ND	5.0	ug/L	0.57
n-Butylbenzene	ND	1.0	ug/L	0.12
sec-Butylbenzene	ND	1.0	ug/L	0.13
tert-Butylbenzene	ND	1.0	ug/L	0.13
Carbon disulfide	**0.65 J,B**	**1.0**	**ug/L**	**0.13**
Dibromochloromethane	ND	1.0	ug/L	0.18
1,2-Dibromo-3-chloro-propane	ND	2.0	ug/L	0.67
2-Chloroethyl vinyl ether	ND	5.0	ug/L	0.99
2-Chlorotoluene	ND	1.0	ug/L	0.11
4-Chlorotoluene	ND	1.0	ug/L	0.18
1,2-Dibromoethane	ND	1.0	ug/L	0.24
Dibromomethane	ND	1.0	ug/L	0.28
1,2-Dichlorobenzene	ND	1.0	ug/L	0.13
1,3-Dichlorobenzene	ND	1.0	ug/L	0.14
1,4-Dichlorobenzene	ND	1.0	ug/L	0.13
Dichlorodifluoromethane	ND	1.0	ug/L	0.31
cis-1,2-Dichloroethene	**8.5**	**1.0**	**ug/L**	**0.17**
trans-1,2-Dichloroethene	**0.38 J**	**1.0**	**ug/L**	**0.19**
1,3-Dichloropropane	ND	1.0	ug/L	0.16
2,2-Dichloropropane	ND	1.0	ug/L	0.13
1,1-Dichloropropene	ND	1.0	ug/L	0.13
Trichlorofluoromethane	ND	1.0	ug/L	0.21
Hexachlorobutadiene	ND	1.0	ug/L	0.30
2-Hexanone	ND	5.0	ug/L	0.41
Isopropylbenzene	ND	1.0	ug/L	0.13
p-Isopropyltoluene	ND	1.0	ug/L	0.12
tert-Butyl alcohol	ND	20	ug/L	3.9
4-Methyl-2-pentanone	ND	5.0	ug/L	0.32
Naphthalene	ND	1.0	ug/L	0.24
n-Propylbenzene	ND	1.0	ug/L	0.14
Styrene	ND	1.0	ug/L	0.11
1,1,1,2-Tetrachloroethane	ND	1.0	ug/L	0.23
1,2,3-Trichlorobenzene	ND	1.0	ug/L	0.17

(Continued on next page)

Tetra Tech NUS, Inc

Client Sample ID: MSA-DMW5I-090809

GC/MS Volatiles

Lot-Sample #...: A9I090172-004 **Work Order #...:** LKHGM1AM **Matrix.....:** WG

PARAMETER	RESULT	REPORTING LIMIT	UNITS	MDL
1,2,4-Trichloro-benzene	ND	1.0	ug/L	0.15
1,2,3-Trichloropropane	ND	1.0	ug/L	0.43
1,1,2-Trichloro-1,2,2-trifluoroethane	ND	1.0	ug/L	0.28
1,2,4-Trimethylbenzene	ND	1.0	ug/L	0.12
Vinyl acetate	ND	2.0	ug/L	0.19
o-Xylene	ND	1.0	ug/L	0.14
Xylenes (total)	ND	2.0	ug/L	0.28
Methyl tert-butyl ether	ND	5.0	ug/L	0.17
m-Xylene & p-Xylene	ND	2.0	ug/L	0.24
1,2,3-Trimethylbenzene	ND	5.0	ug/L	0.0059
Diisopropyl Ether (DIPE)	ND	5.0	ug/L	1.5
Ethyl-t-Butyl Ether (ETBE)	ND	5.0	ug/L	0.11
Tert-amyl methyl ether (TAME)	ND	5.0	ug/L	0.067
Benzene	**0.35 J**	**1.0**	**ug/L**	**0.13**
Bromoform	ND	1.0	ug/L	0.64
Bromomethane	ND	1.0	ug/L	0.41
Carbon tetrachloride	ND	1.0	ug/L	0.13
Chlorobenzene	ND	1.0	ug/L	0.15
Chloroethane	ND	1.0	ug/L	0.29
Chloroform	**1.3**	**1.0**	**ug/L**	**0.16**
Chloromethane	ND	1.0	ug/L	0.30
1,1-Dichloroethane	ND	1.0	ug/L	0.15
1,2-Dichloroethane	**0.32 J**	**1.0**	**ug/L**	**0.22**
1,1-Dichloroethene	ND	1.0	ug/L	0.19
1,2-Dichloropropane	ND	1.0	ug/L	0.18
cis-1,3-Dichloropropene	ND	1.0	ug/L	0.14
trans-1,3-Dichloropropene	ND	1.0	ug/L	0.19
Ethylbenzene	ND	1.0	ug/L	0.17
Methylene chloride	ND	1.0	ug/L	0.33
1,1,2,2-Tetrachloroethane	ND	1.0	ug/L	0.18
Tetrachloroethene	ND	1.0	ug/L	0.29
Toluene	ND	1.0	ug/L	0.13
1,1,1-Trichloroethane	ND	1.0	ug/L	0.22
Trichloroethene	**39**	**1.0**	**ug/L**	**0.17**
Vinyl chloride	ND	1.0	ug/L	0.22

SURROGATE	PERCENT RECOVERY	RECOVERY LIMITS
Dibromofluoromethane	84	(73 - 122)
1,2-Dichloroethane-d4	87	(61 - 128)
Toluene-d8	83	(76 - 110)
4-Bromofluorobenzene	87	(74 - 116)

(Continued on next page)

Tetra Tech NUS, Inc

Client Sample ID: MSA-DMW5I-090809

GC/MS Volatiles

Lot-Sample #...: A9I090172-004 Work Order #...: LKHGM1AM Matrix.....: WG

NOTE(S):

J Estimated result. Result is less than RL.

B Method blank contamination. The associated method blank contains the target analyte at a reportable level.

Tetra Tech NUS, Inc

Client Sample ID: MSA-MW14D-090809

GC/MS Volatiles

Lot-Sample #...: A9I090172-003 **Work Order #...:** LKHGC1AM **Matrix.....:** WG
Date Sampled...: 09/08/09 11:50 **Date Received..:** 09/09/09
Prep Date.....: 09/18/09 **Analysis Date..:** 09/18/09
Prep Batch #...: 9264171
Dilution Factor: 1 **Initial Wgt/Vol:** 5 mL **Final Wgt/Vol..:** 5 mL
Method.....: SW846 8260B

PARAMETER	RESULT	REPORTING LIMIT	UNITS	MDL
Acetone	ND	5.0	ug/L	1.1
Bromobenzene	ND	1.0	ug/L	0.13
Bromochloromethane	ND	1.0	ug/L	0.29
Bromodichloromethane	ND	1.0	ug/L	0.15
2-Butanone	ND	5.0	ug/L	0.57
n-Butylbenzene	ND	1.0	ug/L	0.12
sec-Butylbenzene	ND	1.0	ug/L	0.13
tert-Butylbenzene	ND	1.0	ug/L	0.13
Carbon disulfide	ND	1.0	ug/L	0.13
Dibromochloromethane	ND	1.0	ug/L	0.18
1,2-Dibromo-3-chloro-propane	ND	2.0	ug/L	0.67
2-Chloroethyl vinyl ether	ND	5.0	ug/L	0.99
2-Chlorotoluene	ND	1.0	ug/L	0.11
4-Chlorotoluene	ND	1.0	ug/L	0.18
1,2-Dibromoethane	ND	1.0	ug/L	0.24
Dibromomethane	ND	1.0	ug/L	0.28
1,2-Dichlorobenzene	ND	1.0	ug/L	0.13
1,3-Dichlorobenzene	ND	1.0	ug/L	0.14
1,4-Dichlorobenzene	ND	1.0	ug/L	0.13
Dichlorodifluoromethane	ND	1.0	ug/L	0.31
cis-1,2-Dichloroethene	ND	1.0	ug/L	0.17
trans-1,2-Dichloroethene	ND	1.0	ug/L	0.19
1,3-Dichloropropane	ND	1.0	ug/L	0.16
2,2-Dichloropropane	ND	1.0	ug/L	0.13
1,1-Dichloropropene	ND	1.0	ug/L	0.13
Trichlorofluoromethane	ND	1.0	ug/L	0.21
Hexachlorobutadiene	ND	1.0	ug/L	0.30
2-Hexanone	ND	5.0	ug/L	0.41
Isopropylbenzene	ND	1.0	ug/L	0.13
p-Isopropyltoluene	ND	1.0	ug/L	0.12
tert-Butyl alcohol	ND	20	ug/L	3.9
4-Methyl-2-pentanone	ND	5.0	ug/L	0.32
Naphthalene	ND	1.0	ug/L	0.24
n-Propylbenzene	ND	1.0	ug/L	0.14
Styrene	ND	1.0	ug/L	0.11
1,1,1,2-Tetrachloroethane	ND	1.0	ug/L	0.23
1,2,3-Trichlorobenzene	ND	1.0	ug/L	0.17

(Continued on next page)

Tetra Tech NUS, Inc

Client Sample ID: MSA-MW14D-090809

GC/MS Volatiles

Lot-Sample #...: A9I090172-003 **Work Order #...:** LKHGC1AM **Matrix.....:** WG

PARAMETER	RESULT	REPORTING LIMIT	UNITS	MDL
1,2,4-Trichloro-benzene	ND	1.0	ug/L	0.15
1,2,3-Trichloropropane	ND	1.0	ug/L	0.43
1,1,2-Trichloro-1,2,2-trifluoroethane	ND	1.0	ug/L	0.28
1,2,4-Trimethylbenzene	ND	1.0	ug/L	0.12
Vinyl acetate	ND	2.0	ug/L	0.19
o-Xylene	ND	1.0	ug/L	0.14
Xylenes (total)	ND	2.0	ug/L	0.28
Methyl tert-butyl ether	ND	5.0	ug/L	0.17
m-Xylene & p-Xylene	ND	2.0	ug/L	0.24
1,2,3-Trimethylbenzene	ND	5.0	ug/L	0.0059
Diisopropyl Ether (DIPE)	ND	5.0	ug/L	1.5
Ethyl-t-Butyl Ether (ETBE)	ND	5.0	ug/L	0.11
Tert-amyl methyl ether (TAME)	ND	5.0	ug/L	0.067
Benzene	ND	1.0	ug/L	0.13
Bromoform	ND	1.0	ug/L	0.64
Bromomethane	ND	1.0	ug/L	0.41
Carbon tetrachloride	ND	1.0	ug/L	0.13
Chlorobenzene	ND	1.0	ug/L	0.15
Chloroethane	ND	1.0	ug/L	0.29
Chloroform	ND	1.0	ug/L	0.16
Chloromethane	ND	1.0	ug/L	0.30
1,1-Dichloroethane	ND	1.0	ug/L	0.15
1,2-Dichloroethane	ND	1.0	ug/L	0.22
1,1-Dichloroethene	ND	1.0	ug/L	0.19
1,2-Dichloropropane	ND	1.0	ug/L	0.18
cis-1,3-Dichloropropene	ND	1.0	ug/L	0.14
trans-1,3-Dichloropropene	ND	1.0	ug/L	0.19
Ethylbenzene	ND	1.0	ug/L	0.17
Methylene chloride	ND	1.0	ug/L	0.33
1,1,2,2-Tetrachloroethane	ND	1.0	ug/L	0.18
Tetrachloroethene	ND	1.0	ug/L	0.29
Toluene	ND	1.0	ug/L	0.13
1,1,1-Trichloroethane	ND	1.0	ug/L	0.22
Trichloroethene	ND	1.0	ug/L	0.17
Vinyl chloride	ND	1.0	ug/L	0.22

SURROGATE	PERCENT RECOVERY	RECOVERY LIMITS
Dibromofluoromethane	84	(73 - 122)
1,2-Dichloroethane-d4	85	(61 - 128)
Toluene-d8	85	(76 - 110)
4-Bromofluorobenzene	87	(74 - 116)

Tetra Tech NUS, Inc

Client Sample ID: MSA-MW14I-090809

GC/MS Volatiles

Lot-Sample #...: A9I090172-002 **Work Order #...:** LKHFT1AA **Matrix.....:** WG
Date Sampled...: 09/08/09 12:55 **Date Received..:** 09/09/09
Prep Date.....: 09/17/09 **Analysis Date..:** 09/17/09
Prep Batch #...: 9261158
Dilution Factor: 50 **Initial Wgt/Vol:** 5 mL **Final Wgt/Vol..:** 5 mL
Method.....: SW846 8260B

PARAMETER	RESULT	REPORTING LIMIT	UNITS	MDL
Acetone	ND	250	ug/L	55
Bromobenzene	ND	50	ug/L	6.5
Bromochloromethane	ND	50	ug/L	14
Bromodichloromethane	ND	50	ug/L	7.5
2-Butanone	ND	250	ug/L	28
n-Butylbenzene	ND	50	ug/L	6.0
sec-Butylbenzene	ND	50	ug/L	6.5
tert-Butylbenzene	ND	50	ug/L	6.5
Carbon disulfide	ND	50	ug/L	6.5
Dibromochloromethane	ND	50	ug/L	9.0
1,2-Dibromo-3-chloro-propane	ND	100	ug/L	34
2-Chloroethyl vinyl ether	ND	250	ug/L	50
2-Chlorotoluene	ND	50	ug/L	5.5
4-Chlorotoluene	ND	50	ug/L	9.0
1,2-Dibromoethane	ND	50	ug/L	12
Dibromomethane	ND	50	ug/L	14
1,2-Dichlorobenzene	ND	50	ug/L	6.5
1,3-Dichlorobenzene	ND	50	ug/L	7.0
1,4-Dichlorobenzene	ND	50	ug/L	6.5
Dichlorodifluoromethane	ND	50	ug/L	16
cis-1,2-Dichloroethene	**1300**	**50**	**ug/L**	**8.5**
trans-1,2-Dichloroethene	**12 J**	**50**	**ug/L**	**9.5**
1,3-Dichloropropane	ND	50	ug/L	8.0
2,2-Dichloropropane	ND	50	ug/L	6.5
1,1-Dichloropropene	ND	50	ug/L	6.5
Trichlorofluoromethane	ND	50	ug/L	10
Hexachlorobutadiene	ND	50	ug/L	15
2-Hexanone	ND	250	ug/L	20
Isopropylbenzene	ND	50	ug/L	6.5
p-Isopropyltoluene	ND	50	ug/L	6.0
tert-Butyl alcohol	ND	1000	ug/L	200
4-Methyl-2-pentanone	ND	250	ug/L	16
Naphthalene	ND	50	ug/L	12
n-Propylbenzene	ND	50	ug/L	7.0
Styrene	ND	50	ug/L	5.5
1,1,1,2-Tetrachloroethane	ND	50	ug/L	12
1,2,3-Trichlorobenzene	ND	50	ug/L	8.5

(Continued on next page)

Tetra Tech NUS, Inc

Client Sample ID: MSA-MW14I-090809

GC/MS Volatiles

Lot-Sample #...: A9I090172-002 **Work Order #...:** LKHFT1AA **Matrix.....:** WG

PARAMETER	RESULT	REPORTING LIMIT	UNITS	MDL
1,2,4-Trichloro-benzene	ND	50	ug/L	7.5
1,2,3-Trichloropropane	ND	50	ug/L	22
1,1,2-Trichloro-1,2,2-trifluoroethane	ND	50	ug/L	14
1,2,4-Trimethylbenzene	ND	50	ug/L	6.0
Vinyl acetate	ND	100	ug/L	9.5
o-Xylene	ND	50	ug/L	7.0
Xylenes (total)	ND	100	ug/L	14
Methyl tert-butyl ether	ND	250	ug/L	8.5
m-Xylene & p-Xylene	ND	100	ug/L	12
1,2,3-Trimethylbenzene	ND	250	ug/L	0.30
Diisopropyl Ether (DIPE)	ND	250	ug/L	75
Ethyl-t-Butyl Ether (ETBE)	ND	250	ug/L	5.5
Tert-amyl methyl ether (TAME)	ND	250	ug/L	3.4
Benzene	**11 J**	**50**	**ug/L**	**6.5**
Bromoform	ND	50	ug/L	32
Bromomethane	ND	50	ug/L	20
Carbon tetrachloride	ND	50	ug/L	6.5
Chlorobenzene	**270**	**50**	**ug/L**	**7.5**
Chloroethane	ND	50	ug/L	14
Chloroform	ND	50	ug/L	8.0
Chloromethane	ND	50	ug/L	15
1,1-Dichloroethane	ND	50	ug/L	7.5
1,2-Dichloroethane	**11 J**	**50**	**ug/L**	**11**
1,1-Dichloroethene	**15 J**	**50**	**ug/L**	**9.5**
1,2-Dichloropropane	ND	50	ug/L	9.0
cis-1,3-Dichloropropene	ND	50	ug/L	7.0
trans-1,3-Dichloropropene	ND	50	ug/L	9.5
Ethylbenzene	ND	50	ug/L	8.5
Methylene chloride	ND	50	ug/L	16
1,1,2,2-Tetrachloroethane	ND	50	ug/L	9.0
Tetrachloroethene	ND	50	ug/L	14
Toluene	ND	50	ug/L	6.5
1,1,1-Trichloroethane	ND	50	ug/L	11
Trichloroethene	**17 J**	**50**	**ug/L**	**8.5**
Vinyl chloride	**940**	**50**	**ug/L**	**11**

SURROGATE	PERCENT RECOVERY	RECOVERY LIMITS
Dibromofluoromethane	86	(73 - 122)
1,2-Dichloroethane-d4	88	(61 - 128)
Toluene-d8	86	(76 - 110)
4-Bromofluorobenzene	90	(74 - 116)

NOTE(S):

J Estimated result. Result is less than RL.

Tetra Tech NUS, Inc

Client Sample ID: MSA-MW3-090809

GC/MS Volatiles

Lot-Sample #...: A9I090172-012 **Work Order #...:** LKHG61AM **Matrix.....:** WG
Date Sampled...: 09/08/09 14:13 **Date Received..:** 09/09/09
Prep Date.....: 09/18/09 **Analysis Date..:** 09/18/09
Prep Batch #...: 9264171
Dilution Factor: 1 **Initial Wgt/Vol:** 5 mL **Final Wgt/Vol..:** 5 mL
Method.....: SW846 8260B

PARAMETER	RESULT	REPORTING LIMIT	UNITS	MDL
Acetone	**3.1 J**	**5.0**	**ug/L**	**1.1**
Bromobenzene	ND	1.0	ug/L	0.13
Bromochloromethane	ND	1.0	ug/L	0.29
Bromodichloromethane	ND	1.0	ug/L	0.15
2-Butanone	ND	5.0	ug/L	0.57
n-Butylbenzene	ND	1.0	ug/L	0.12
sec-Butylbenzene	ND	1.0	ug/L	0.13
tert-Butylbenzene	ND	1.0	ug/L	0.13
Carbon disulfide	**0.74 J,B**	**1.0**	**ug/L**	**0.13**
Dibromochloromethane	ND	1.0	ug/L	0.18
1,2-Dibromo-3-chloro-propane	ND	2.0	ug/L	0.67
2-Chloroethyl vinyl ether	ND	5.0	ug/L	0.99
2-Chlorotoluene	ND	1.0	ug/L	0.11
4-Chlorotoluene	ND	1.0	ug/L	0.18
1,2-Dibromoethane	ND	1.0	ug/L	0.24
Dibromomethane	ND	1.0	ug/L	0.28
1,2-Dichlorobenzene	ND	1.0	ug/L	0.13
1,3-Dichlorobenzene	ND	1.0	ug/L	0.14
1,4-Dichlorobenzene	ND	1.0	ug/L	0.13
Dichlorodifluoromethane	ND	1.0	ug/L	0.31
cis-1,2-Dichloroethene	**19**	**1.0**	**ug/L**	**0.17**
trans-1,2-Dichloroethene	ND	1.0	ug/L	0.19
1,3-Dichloropropane	ND	1.0	ug/L	0.16
2,2-Dichloropropane	ND	1.0	ug/L	0.13
1,1-Dichloropropene	ND	1.0	ug/L	0.13
Trichlorofluoromethane	ND	1.0	ug/L	0.21
Hexachlorobutadiene	ND	1.0	ug/L	0.30
2-Hexanone	ND	5.0	ug/L	0.41
Isopropylbenzene	ND	1.0	ug/L	0.13
p-Isopropyltoluene	ND	1.0	ug/L	0.12
tert-Butyl alcohol	ND	20	ug/L	3.9
4-Methyl-2-pentanone	ND	5.0	ug/L	0.32
Naphthalene	ND	1.0	ug/L	0.24
n-Propylbenzene	ND	1.0	ug/L	0.14
Styrene	ND	1.0	ug/L	0.11
1,1,1,2-Tetrachloroethane	ND	1.0	ug/L	0.23
1,2,3-Trichlorobenzene	ND	1.0	ug/L	0.17

(Continued on next page)

Tetra Tech NUS, Inc

Client Sample ID: MSA-MW3-090809

GC/MS Volatiles

Lot-Sample #...: A9I090172-012 **Work Order #...:** LKHG61AM **Matrix.....:** WG

PARAMETER	RESULT	REPORTING LIMIT	UNITS	MDL
1,2,4-Trichloro-benzene	ND	1.0	ug/L	0.15
1,2,3-Trichloropropane	ND	1.0	ug/L	0.43
1,1,2-Trichloro-1,2,2-trifluoroethane	ND	1.0	ug/L	0.28
1,2,4-Trimethylbenzene	ND	1.0	ug/L	0.12
Vinyl acetate	ND	2.0	ug/L	0.19
o-Xylene	ND	1.0	ug/L	0.14
Xylenes (total)	ND	2.0	ug/L	0.28
Methyl tert-butyl ether	ND	5.0	ug/L	0.17
m-Xylene & p-Xylene	ND	2.0	ug/L	0.24
1,2,3-Trimethylbenzene	ND	5.0	ug/L	0.0059
Diisopropyl Ether (DIPE)	ND	5.0	ug/L	1.5
Ethyl-t-Butyl Ether (ETBE)	ND	5.0	ug/L	0.11
Tert-amyl methyl ether (TAME)	ND	5.0	ug/L	0.067
Benzene	ND	1.0	ug/L	0.13
Bromoform	ND	1.0	ug/L	0.64
Bromomethane	ND	1.0	ug/L	0.41
Carbon tetrachloride	ND	1.0	ug/L	0.13
Chlorobenzene	ND	1.0	ug/L	0.15
Chloroethane	ND	1.0	ug/L	0.29
Chloroform	ND	1.0	ug/L	0.16
Chloromethane	ND	1.0	ug/L	0.30
1,1-Dichloroethane	ND	1.0	ug/L	0.15
1,2-Dichloroethane	ND	1.0	ug/L	0.22
1,1-Dichloroethene	ND	1.0	ug/L	0.19
1,2-Dichloropropane	ND	1.0	ug/L	0.18
cis-1,3-Dichloropropene	ND	1.0	ug/L	0.14
trans-1,3-Dichloropropene	ND	1.0	ug/L	0.19
Ethylbenzene	ND	1.0	ug/L	0.17
Methylene chloride	ND	1.0	ug/L	0.33
1,1,2,2-Tetrachloroethane	ND	1.0	ug/L	0.18
Tetrachloroethene	ND	1.0	ug/L	0.29
Toluene	ND	1.0	ug/L	0.13
1,1,1-Trichloroethane	ND	1.0	ug/L	0.22
Trichloroethene	**0.62 J**	**1.0**	**ug/L**	**0.17**
Vinyl chloride	**3.4**	**1.0**	**ug/L**	**0.22**

SURROGATE	PERCENT RECOVERY	RECOVERY LIMITS
Dibromofluoromethane	85	(73 - 122)
1,2-Dichloroethane-d4	85	(61 - 128)
Toluene-d8	83	(76 - 110)
4-Bromofluorobenzene	82	(74 - 116)

(Continued on next page)

Tetra Tech NUS, Inc

Client Sample ID: MSA-MW3-090809

GC/MS Volatiles

Lot-Sample #...: A9I090172-012 Work Order #...: LKHG61AM Matrix.....: WG

NOTE(S):

J Estimated result. Result is less than RL.

B Method blank contamination. The associated method blank contains the target analyte at a reportable level.

Tetra Tech NUS, Inc

Client Sample ID: MSA-MW4-090809

GC/MS Volatiles

Lot-Sample #...: A9I090172-013 **Work Order #...:** LKHG71AA **Matrix.....:** WG
Date Sampled...: 09/08/09 17:32 **Date Received..:** 09/09/09
Prep Date.....: 09/18/09 **Analysis Date..:** 09/18/09
Prep Batch #...: 9264171
Dilution Factor: 1 **Initial Wgt/Vol:** 5 mL **Final Wgt/Vol..:** 5 mL
Method.....: SW846 8260B

PARAMETER	RESULT	REPORTING LIMIT	UNITS	MDL
Acetone	**1.1 J**	**5.0**	**ug/L**	**1.1**
Bromobenzene	ND	1.0	ug/L	0.13
Bromochloromethane	ND	1.0	ug/L	0.29
Bromodichloromethane	ND	1.0	ug/L	0.15
2-Butanone	ND	5.0	ug/L	0.57
n-Butylbenzene	ND	1.0	ug/L	0.12
sec-Butylbenzene	ND	1.0	ug/L	0.13
tert-Butylbenzene	ND	1.0	ug/L	0.13
Carbon disulfide	ND	1.0	ug/L	0.13
Dibromochloromethane	ND	1.0	ug/L	0.18
1,2-Dibromo-3-chloro-propane	ND	2.0	ug/L	0.67
2-Chloroethyl vinyl ether	ND	5.0	ug/L	0.99
2-Chlorotoluene	ND	1.0	ug/L	0.11
4-Chlorotoluene	ND	1.0	ug/L	0.18
1,2-Dibromoethane	ND	1.0	ug/L	0.24
Dibromomethane	ND	1.0	ug/L	0.28
1,2-Dichlorobenzene	ND	1.0	ug/L	0.13
1,3-Dichlorobenzene	ND	1.0	ug/L	0.14
1,4-Dichlorobenzene	ND	1.0	ug/L	0.13
Dichlorodifluoromethane	ND	1.0	ug/L	0.31
cis-1,2-Dichloroethene	**0.88 J**	**1.0**	**ug/L**	**0.17**
trans-1,2-Dichloroethene	**1.0**	**1.0**	**ug/L**	**0.19**
1,3-Dichloropropane	ND	1.0	ug/L	0.16
2,2-Dichloropropane	ND	1.0	ug/L	0.13
1,1-Dichloropropene	ND	1.0	ug/L	0.13
Trichlorofluoromethane	ND	1.0	ug/L	0.21
Hexachlorobutadiene	ND	1.0	ug/L	0.30
2-Hexanone	ND	5.0	ug/L	0.41
Isopropylbenzene	ND	1.0	ug/L	0.13
p-Isopropyltoluene	ND	1.0	ug/L	0.12
tert-Butyl alcohol	ND	20	ug/L	3.9
4-Methyl-2-pentanone	ND	5.0	ug/L	0.32
Naphthalene	ND	1.0	ug/L	0.24
n-Propylbenzene	ND	1.0	ug/L	0.14
Styrene	ND	1.0	ug/L	0.11
1,1,1,2-Tetrachloroethane	ND	1.0	ug/L	0.23
1,2,3-Trichlorobenzene	ND	1.0	ug/L	0.17

(Continued on next page)

Tetra Tech NUS, Inc

Client Sample ID: MSA-MW4-090809

GC/MS Volatiles

Lot-Sample #...: A9I090172-013 **Work Order #...:** LKHG71AA **Matrix.....:** WG

PARAMETER	RESULT	REPORTING LIMIT	UNITS	MDL
1,2,4-Trichloro-benzene	ND	1.0	ug/L	0.15
1,2,3-Trichloropropane	ND	1.0	ug/L	0.43
1,1,2-Trichloro-1,2,2-trifluoroethane	ND	1.0	ug/L	0.28
1,2,4-Trimethylbenzene	ND	1.0	ug/L	0.12
Vinyl acetate	ND	2.0	ug/L	0.19
o-Xylene	ND	1.0	ug/L	0.14
Xylenes (total)	ND	2.0	ug/L	0.28
Methyl tert-butyl ether	ND	5.0	ug/L	0.17
m-Xylene & p-Xylene	ND	2.0	ug/L	0.24
1,2,3-Trimethylbenzene	ND	5.0	ug/L	0.0059
Diisopropyl Ether (DIPE)	ND	5.0	ug/L	1.5
Ethyl-t-Butyl Ether (ETBE)	ND	5.0	ug/L	0.11
Tert-amyl methyl ether (TAME)	ND	5.0	ug/L	0.067
Benzene	**2.2**	**1.0**	**ug/L**	**0.13**
Bromoform	ND	1.0	ug/L	0.64
Bromomethane	ND	1.0	ug/L	0.41
Carbon tetrachloride	ND	1.0	ug/L	0.13
Chlorobenzene	ND	1.0	ug/L	0.15
Chloroethane	ND	1.0	ug/L	0.29
Chloroform	ND	1.0	ug/L	0.16
Chloromethane	ND	1.0	ug/L	0.30
1,1-Dichloroethane	ND	1.0	ug/L	0.15
1,2-Dichloroethane	**1.6**	**1.0**	**ug/L**	**0.22**
1,1-Dichloroethene	ND	1.0	ug/L	0.19
1,2-Dichloropropane	ND	1.0	ug/L	0.18
cis-1,3-Dichloropropene	ND	1.0	ug/L	0.14
trans-1,3-Dichloropropene	ND	1.0	ug/L	0.19
Ethylbenzene	ND	1.0	ug/L	0.17
Methylene chloride	ND	1.0	ug/L	0.33
1,1,2,2-Tetrachloroethane	ND	1.0	ug/L	0.18
Tetrachloroethene	ND	1.0	ug/L	0.29
Toluene	ND	1.0	ug/L	0.13
1,1,1-Trichloroethane	ND	1.0	ug/L	0.22
Trichloroethene	ND	1.0	ug/L	0.17
Vinyl chloride	**1.5**	**1.0**	**ug/L**	**0.22**

SURROGATE	PERCENT RECOVERY	RECOVERY LIMITS
Dibromofluoromethane	82	(73 - 122)
1,2-Dichloroethane-d4	85	(61 - 128)
Toluene-d8	85	(76 - 110)
4-Bromofluorobenzene	88	(74 - 116)

NOTE(S):

J Estimated result. Result is less than RL.

Tetra Tech NUS, Inc

Client Sample ID: MSA-MW5-090809

GC/MS Volatiles

Lot-Sample #...: A9I090172-009 **Work Order #...:** LKHGX1A0 **Matrix.....:** WG
Date Sampled...: 09/08/09 17:10 **Date Received..:** 09/09/09
Prep Date.....: 09/18/09 **Analysis Date..:** 09/18/09
Prep Batch #...: 9264505
Dilution Factor: 66.67 **Initial Wgt/Vol:** 5 mL **Final Wgt/Vol..:** 5 mL
Method.....: SW846 8260B

PARAMETER	RESULT	REPORTING LIMIT	UNITS	MDL
Acetone	**180 J,B**	**330**	**ug/L**	**73**
Bromobenzene	ND	67	ug/L	8.7
Bromochloromethane	ND	67	ug/L	19
Bromodichloromethane	ND	67	ug/L	10
2-Butanone	ND	330	ug/L	38
n-Butylbenzene	ND	67	ug/L	8.0
sec-Butylbenzene	ND	67	ug/L	8.7
tert-Butylbenzene	ND	67	ug/L	8.7
Carbon disulfide	ND	67	ug/L	8.7
Dibromochloromethane	ND	67	ug/L	12
1,2-Dibromo-3-chloro-propane	ND	130	ug/L	45
2-Chloroethyl vinyl ether	ND	330	ug/L	66
2-Chlorotoluene	ND	67	ug/L	7.3
4-Chlorotoluene	ND	67	ug/L	12
1,2-Dibromoethane	ND	67	ug/L	16
Dibromomethane	ND	67	ug/L	19
1,2-Dichlorobenzene	ND	67	ug/L	8.7
1,3-Dichlorobenzene	ND	67	ug/L	9.3
1,4-Dichlorobenzene	ND	67	ug/L	8.7
Dichlorodifluoromethane	ND	67	ug/L	21
cis-1,2-Dichloroethene	**2400**	**67**	**ug/L**	**11**
trans-1,2-Dichloroethene	**52 J**	**67**	**ug/L**	**13**
1,3-Dichloropropane	ND	67	ug/L	11
2,2-Dichloropropane	ND	67	ug/L	8.7
1,1-Dichloropropene	ND	67	ug/L	8.7
Trichlorofluoromethane	ND	67	ug/L	14
Hexachlorobutadiene	ND	67	ug/L	20
2-Hexanone	ND	330	ug/L	27
Isopropylbenzene	ND	67	ug/L	8.7
p-Isopropyltoluene	ND	67	ug/L	8.0
tert-Butyl alcohol	ND	1300	ug/L	260
4-Methyl-2-pentanone	ND	330	ug/L	21
Naphthalene	ND	67	ug/L	16
n-Propylbenzene	ND	67	ug/L	9.3
Styrene	ND	67	ug/L	7.3
1,1,1,2-Tetrachloroethane	ND	67	ug/L	15
1,2,3-Trichlorobenzene	ND	67	ug/L	11

(Continued on next page)

Tetra Tech NUS, Inc

Client Sample ID: MSA-MW5-090809

GC/MS Volatiles

Lot-Sample #...: A9I090172-009 **Work Order #...:** LKHGX1A0 **Matrix.....:** WG

PARAMETER	RESULT	REPORTING LIMIT	UNITS	MDL
1,2,4-Trichloro-benzene	ND	67	ug/L	10
1,2,3-Trichloropropane	ND	67	ug/L	29
1,1,2-Trichloro-1,2,2-trifluoroethane	ND	67	ug/L	19
1,2,4-Trimethylbenzene	ND	67	ug/L	8.0
Vinyl acetate	ND	130	ug/L	13
o-Xylene	ND	67	ug/L	9.3
Xylenes (total)	ND	130	ug/L	19
Methyl tert-butyl ether	ND	330	ug/L	11
m-Xylene & p-Xylene	ND	130	ug/L	16
1,2,3-Trimethylbenzene	ND	330	ug/L	0.39
Diisopropyl Ether (DIPE)	ND	330	ug/L	100
Ethyl-t-Butyl Ether (ETBE)	ND	330	ug/L	7.3
Tert-amyl methyl ether (TAME)	ND	330	ug/L	4.5
Benzene	ND	67	ug/L	8.7
Bromoform	ND	67	ug/L	43
Bromomethane	ND	67	ug/L	27
Carbon tetrachloride	ND	67	ug/L	8.7
Chlorobenzene	ND	67	ug/L	10
Chloroethane	ND	67	ug/L	19
Chloroform	ND	67	ug/L	11
Chloromethane	ND	67	ug/L	20
1,1-Dichloroethane	ND	67	ug/L	10
1,2-Dichloroethane	ND	67	ug/L	15
1,1-Dichloroethene	ND	67	ug/L	13
1,2-Dichloropropane	ND	67	ug/L	12
cis-1,3-Dichloropropene	ND	67	ug/L	9.3
trans-1,3-Dichloropropene	ND	67	ug/L	13
Ethylbenzene	ND	67	ug/L	11
Methylene chloride	ND	67	ug/L	22
1,1,2,2-Tetrachloroethane	ND	67	ug/L	12
Tetrachloroethene	ND	67	ug/L	19
Toluene	ND	67	ug/L	8.7
1,1,1-Trichloroethane	ND	67	ug/L	15
Trichloroethene	ND	67	ug/L	11
Vinyl chloride	**790**	**67**	**ug/L**	**15**

SURROGATE	PERCENT RECOVERY	RECOVERY LIMITS
Dibromofluoromethane	91	(73 - 122)
1,2-Dichloroethane-d4	100	(61 - 128)
Toluene-d8	92	(76 - 110)
4-Bromofluorobenzene	85	(74 - 116)

(Continued on next page)

Tetra Tech NUS, Inc

Client Sample ID: MSA-MW5-090809

GC/MS Volatiles

Lot-Sample #...: A9I090172-009 Work Order #...: LKHGX1A0 Matrix.....: WG

NOTE(S):

J Estimated result. Result is less than RL.

B Method blank contamination. The associated method blank contains the target analyte at a reportable level.

Tetra Tech NUS, Inc

Client Sample ID: MSA-MW6-090809

GC/MS Volatiles

Lot-Sample #...: A9I090172-007 **Work Order #...:** LKHGR1AA **Matrix.....:** WG
Date Sampled...: 09/08/09 11:55 **Date Received..:** 09/09/09
Prep Date.....: 09/18/09 **Analysis Date..:** 09/18/09
Prep Batch #...: 9264505
Dilution Factor: 1 **Initial Wgt/Vol:** 5 mL **Final Wgt/Vol..:** 5 mL
Method.....: SW846 8260B

PARAMETER	RESULT	REPORTING LIMIT	UNITS	MDL
Acetone	**3.7 J,B**	**5.0**	**ug/L**	**1.1**
Bromobenzene	ND	1.0	ug/L	0.13
Bromochloromethane	ND	1.0	ug/L	0.29
Bromodichloromethane	ND	1.0	ug/L	0.15
2-Butanone	ND	5.0	ug/L	0.57
n-Butylbenzene	ND	1.0	ug/L	0.12
sec-Butylbenzene	ND	1.0	ug/L	0.13
tert-Butylbenzene	ND	1.0	ug/L	0.13
Carbon disulfide	ND	1.0	ug/L	0.13
Dibromochloromethane	ND	1.0	ug/L	0.18
1,2-Dibromo-3-chloro-propane	ND	2.0	ug/L	0.67
2-Chloroethyl vinyl ether	ND	5.0	ug/L	0.99
2-Chlorotoluene	ND	1.0	ug/L	0.11
4-Chlorotoluene	ND	1.0	ug/L	0.18
1,2-Dibromoethane	ND	1.0	ug/L	0.24
Dibromomethane	ND	1.0	ug/L	0.28
1,2-Dichlorobenzene	ND	1.0	ug/L	0.13
1,3-Dichlorobenzene	ND	1.0	ug/L	0.14
1,4-Dichlorobenzene	ND	1.0	ug/L	0.13
Dichlorodifluoromethane	ND	1.0	ug/L	0.31
cis-1,2-Dichloroethene	**0.56 J**	**1.0**	**ug/L**	**0.17**
trans-1,2-Dichloroethene	ND	1.0	ug/L	0.19
1,3-Dichloropropane	ND	1.0	ug/L	0.16
2,2-Dichloropropane	ND	1.0	ug/L	0.13
1,1-Dichloropropene	ND	1.0	ug/L	0.13
Trichlorofluoromethane	ND	1.0	ug/L	0.21
Hexachlorobutadiene	ND	1.0	ug/L	0.30
2-Hexanone	ND	5.0	ug/L	0.41
Isopropylbenzene	ND	1.0	ug/L	0.13
p-Isopropyltoluene	ND	1.0	ug/L	0.12
tert-Butyl alcohol	ND	20	ug/L	3.9
4-Methyl-2-pentanone	ND	5.0	ug/L	0.32
Naphthalene	ND	1.0	ug/L	0.24
n-Propylbenzene	ND	1.0	ug/L	0.14
Styrene	ND	1.0	ug/L	0.11
1,1,1,2-Tetrachloroethane	ND	1.0	ug/L	0.23
1,2,3-Trichlorobenzene	ND	1.0	ug/L	0.17

(Continued on next page)

Tetra Tech NUS, Inc

Client Sample ID: MSA-MW6-090809

GC/MS Volatiles

Lot-Sample #...: A9I090172-007 **Work Order #...:** LKHGR1AA **Matrix.....:** WG

PARAMETER	RESULT	REPORTING LIMIT	UNITS	MDL
1,2,4-Trichloro-benzene	ND	1.0	ug/L	0.15
1,2,3-Trichloropropane	ND	1.0	ug/L	0.43
1,1,2-Trichloro-1,2,2-trifluoroethane	ND	1.0	ug/L	0.28
1,2,4-Trimethylbenzene	ND	1.0	ug/L	0.12
Vinyl acetate	ND	2.0	ug/L	0.19
o-Xylene	ND	1.0	ug/L	0.14
Xylenes (total)	ND	2.0	ug/L	0.28
Methyl tert-butyl ether	ND	5.0	ug/L	0.17
m-Xylene & p-Xylene	ND	2.0	ug/L	0.24
1,2,3-Trimethylbenzene	ND	5.0	ug/L	0.0059
Diisopropyl Ether (DIPE)	ND	5.0	ug/L	1.5
Ethyl-t-Butyl Ether (ETBE)	ND	5.0	ug/L	0.11
Tert-amyl methyl ether (TAME)	ND	5.0	ug/L	0.067
Benzene	ND	1.0	ug/L	0.13
Bromoform	ND	1.0	ug/L	0.64
Bromomethane	ND	1.0	ug/L	0.41
Carbon tetrachloride	ND	1.0	ug/L	0.13
Chlorobenzene	ND	1.0	ug/L	0.15
Chloroethane	ND	1.0	ug/L	0.29
Chloroform	ND	1.0	ug/L	0.16
Chloromethane	ND	1.0	ug/L	0.30
1,1-Dichloroethane	ND	1.0	ug/L	0.15
1,2-Dichloroethane	ND	1.0	ug/L	0.22
1,1-Dichloroethene	ND	1.0	ug/L	0.19
1,2-Dichloropropane	ND	1.0	ug/L	0.18
cis-1,3-Dichloropropene	ND	1.0	ug/L	0.14
trans-1,3-Dichloropropene	ND	1.0	ug/L	0.19
Ethylbenzene	ND	1.0	ug/L	0.17
Methylene chloride	ND	1.0	ug/L	0.33
1,1,2,2-Tetrachloroethane	ND	1.0	ug/L	0.18
Tetrachloroethene	ND	1.0	ug/L	0.29
Toluene	ND	1.0	ug/L	0.13
1,1,1-Trichloroethane	ND	1.0	ug/L	0.22
Trichloroethene	**0.84 J**	**1.0**	**ug/L**	**0.17**
Vinyl chloride	ND	1.0	ug/L	0.22

SURROGATE	PERCENT RECOVERY	RECOVERY LIMITS
Dibromofluoromethane	85	(73 - 122)
1,2-Dichloroethane-d4	102	(61 - 128)
Toluene-d8	93	(76 - 110)
4-Bromofluorobenzene	82	(74 - 116)

(Continued on next page)

Tetra Tech NUS, Inc

Client Sample ID: MSA-MW6-090809

GC/MS Volatiles

Lot-Sample #...: A9I090172-007 Work Order #...: LKHGR1AA Matrix.....: WG

NOTE(S):

J Estimated result. Result is less than RL.

B Method blank contamination. The associated method blank contains the target analyte at a reportable level.

Tetra Tech NUS, Inc

Client Sample ID: TB-090809-01

GC/MS Volatiles

Lot-Sample #...: A9I090172-005 **Work Order #...:** LKHGN1AA **Matrix.....:** WQ
Date Sampled...: 09/08/09 **Date Received..:** 09/09/09
Prep Date.....: 09/18/09 **Analysis Date..:** 09/18/09
Prep Batch #...: 9264171
Dilution Factor: 1 **Initial Wgt/Vol:** 5 mL **Final Wgt/Vol..:** 5 mL
Method.....: SW846 8260B

PARAMETER	RESULT	REPORTING LIMIT	UNITS	MDL
Acetone	**7.4**	**5.0**	**ug/L**	**1.1**
Bromobenzene	ND	1.0	ug/L	0.13
Bromochloromethane	ND	1.0	ug/L	0.29
Bromodichloromethane	ND	1.0	ug/L	0.15
2-Butanone	**1.6 J**	**5.0**	**ug/L**	**0.57**
n-Butylbenzene	ND	1.0	ug/L	0.12
sec-Butylbenzene	ND	1.0	ug/L	0.13
tert-Butylbenzene	ND	1.0	ug/L	0.13
Carbon disulfide	**0.66 J,B**	**1.0**	**ug/L**	**0.13**
Dibromochloromethane	ND	1.0	ug/L	0.18
1,2-Dibromo-3-chloro-propane	ND	2.0	ug/L	0.67
2-Chloroethyl vinyl ether	ND	5.0	ug/L	0.99
2-Chlorotoluene	ND	1.0	ug/L	0.11
4-Chlorotoluene	ND	1.0	ug/L	0.18
1,2-Dibromoethane	ND	1.0	ug/L	0.24
Dibromomethane	ND	1.0	ug/L	0.28
1,2-Dichlorobenzene	ND	1.0	ug/L	0.13
1,3-Dichlorobenzene	ND	1.0	ug/L	0.14
1,4-Dichlorobenzene	ND	1.0	ug/L	0.13
Dichlorodifluoromethane	ND	1.0	ug/L	0.31
cis-1,2-Dichloroethene	ND	1.0	ug/L	0.17
trans-1,2-Dichloroethene	ND	1.0	ug/L	0.19
1,3-Dichloropropane	ND	1.0	ug/L	0.16
2,2-Dichloropropane	ND	1.0	ug/L	0.13
1,1-Dichloropropene	ND	1.0	ug/L	0.13
Trichlorofluoromethane	ND	1.0	ug/L	0.21
Hexachlorobutadiene	ND	1.0	ug/L	0.30
2-Hexanone	ND	5.0	ug/L	0.41
Isopropylbenzene	ND	1.0	ug/L	0.13
p-Isopropyltoluene	ND	1.0	ug/L	0.12
tert-Butyl alcohol	**7.6 J**	**20**	**ug/L**	**3.9**
4-Methyl-2-pentanone	ND	5.0	ug/L	0.32
Naphthalene	ND	1.0	ug/L	0.24
n-Propylbenzene	ND	1.0	ug/L	0.14
Styrene	ND	1.0	ug/L	0.11
1,1,1,2-Tetrachloroethane	ND	1.0	ug/L	0.23
1,2,3-Trichlorobenzene	ND	1.0	ug/L	0.17

(Continued on next page)

Tetra Tech NUS, Inc

Client Sample ID: TB-090809-01

GC/MS Volatiles

Lot-Sample #...: A9I090172-005 **Work Order #...:** LKHGN1AA **Matrix.....:** WQ

PARAMETER	RESULT	REPORTING LIMIT	UNITS	MDL
1,2,4-Trichloro-benzene	ND	1.0	ug/L	0.15
1,2,3-Trichloropropane	ND	1.0	ug/L	0.43
1,1,2-Trichloro-1,2,2-trifluoroethane	ND	1.0	ug/L	0.28
1,2,4-Trimethylbenzene	ND	1.0	ug/L	0.12
Vinyl acetate	ND	2.0	ug/L	0.19
o-Xylene	ND	1.0	ug/L	0.14
Xylenes (total)	ND	2.0	ug/L	0.28
Methyl tert-butyl ether	ND	5.0	ug/L	0.17
m-Xylene & p-Xylene	ND	2.0	ug/L	0.24
1,2,3-Trimethylbenzene	ND	5.0	ug/L	0.0059
Diisopropyl Ether (DIPE)	ND	5.0	ug/L	1.5
Ethyl-t-Butyl Ether (ETBE)	ND	5.0	ug/L	0.11
Tert-amyl methyl ether (TAME)	ND	5.0	ug/L	0.067
Benzene	ND	1.0	ug/L	0.13
Bromoform	ND	1.0	ug/L	0.64
Bromomethane	ND	1.0	ug/L	0.41
Carbon tetrachloride	ND	1.0	ug/L	0.13
Chlorobenzene	ND	1.0	ug/L	0.15
Chloroethane	ND	1.0	ug/L	0.29
Chloroform	ND	1.0	ug/L	0.16
Chloromethane	ND	1.0	ug/L	0.30
1,1-Dichloroethane	ND	1.0	ug/L	0.15
1,2-Dichloroethane	ND	1.0	ug/L	0.22
1,1-Dichloroethene	ND	1.0	ug/L	0.19
1,2-Dichloropropane	ND	1.0	ug/L	0.18
cis-1,3-Dichloropropene	ND	1.0	ug/L	0.14
trans-1,3-Dichloropropene	ND	1.0	ug/L	0.19
Ethylbenzene	ND	1.0	ug/L	0.17
Methylene chloride	ND	1.0	ug/L	0.33
1,1,2,2-Tetrachloroethane	ND	1.0	ug/L	0.18
Tetrachloroethene	ND	1.0	ug/L	0.29
Toluene	ND	1.0	ug/L	0.13
1,1,1-Trichloroethane	ND	1.0	ug/L	0.22
Trichloroethene	ND	1.0	ug/L	0.17
Vinyl chloride	ND	1.0	ug/L	0.22

SURROGATE	PERCENT RECOVERY	RECOVERY LIMITS
Dibromofluoromethane	86	(73 - 122)
1,2-Dichloroethane-d4	87	(61 - 128)
Toluene-d8	83	(76 - 110)
4-Bromofluorobenzene	83	(74 - 116)

(Continued on next page)

Tetra Tech NUS, Inc

Client Sample ID: TB-090809-01

GC/MS Volatiles

Lot-Sample #...: A9I090172-005 Work Order #...: LKHGN1AA Matrix.....: WQ

NOTE(S):

J Estimated result. Result is less than RL.

B Method blank contamination. The associated method blank contains the target analyte at a reportable level.

Tetra Tech NUS, Inc

Client Sample ID: MSA-MW14I-090809

GC Volatiles

Lot-Sample #...:	A9I090172-002	**Work Order #...:**	LKHFT1CM	**Matrix.....:**	WG
Date Sampled...:	09/08/09 12:55	**Date Received..:**	09/09/09		
Prep Date.....:	09/18/09	**Analysis Date..:**	09/18/09		
Prep Batch #...:	9264104				
Dilution Factor:	2	**Initial Wgt/Vol:**	1 mL	**Final Wgt/Vol..:**	1 mL
		Method.....:	RSK SOP-175		

PARAMETER	RESULT	REPORTING LIMIT	UNITS	MDL
Methane	**1000**	**1.0**	**ug/L**	**0.34**
Ethane	**31**	**1.0**	**ug/L**	**0.54**
Ethene	**36**	**1.0**	**ug/L**	**0.48**

Tetra Tech NUS, Inc

Client Sample ID: MSA-MW14I-090809

GC Volatiles

Lot-Sample #...:	A9I090172-002	Work Order #...:	LKHFT2CM	Matrix.....:	WG
Date Sampled...:	09/08/09 12:55	Date Received..:	09/09/09		
Prep Date.....:	09/26/09	Analysis Date..:	09/26/09		
Prep Batch #...:	9271067				
Dilution Factor:	2	Initial Wgt/Vol:	1 mL	Final Wgt/Vol..:	1 mL
		Method.....:	RSK SOP-175		

PARAMETER	RESULT	REPORTING LIMIT	UNITS	MDL
Methane	410 B	1.0	ug/L	0.34
Ethane	12	1.0	ug/L	0.54
Ethene	15	1.0	ug/L	0.48

NOTE(S):

B Method blank contamination. The associated method blank contains the target analyte at a reportable level.

Tetra Tech NUS, Inc

Client Sample ID: DMW11I-090809

GC/MS Volatiles

Lot-Sample #...: A9I090172-010	**Work Order #...:** LKHG11AC	**Matrix.....:** WG	
Date Sampled...: 09/08/09 11:07	**Date Received..:** 09/09/09		
Prep Date.....: 09/21/09	**Analysis Date..:** 09/21/09		
Prep Batch #...: 9265143			
Dilution Factor: 1	**Initial Wgt/Vol:** 5 mL	**Final Wgt/Vol..:** 5 mL	
	Method.....: SW846 8260B SIM		

PARAMETER	RESULT	REPORTING LIMIT	UNITS	MDL
1,4-Dioxane	ND	2.0	ug/L	0.33

SURROGATE	PERCENT RECOVERY	RECOVERY LIMITS
1,2-Dichloroethane-d4	99	(61 - 128)

Tetra Tech NUS, Inc

Client Sample ID: DMW11S-090809

GC/MS Volatiles

Lot-Sample #...:	A9I090172-011	**Work Order #...:**	LKHG31AC	**Matrix.....:**	WG
Date Sampled...:	09/08/09 12:30	**Date Received..:**	09/09/09		
Prep Date.....:	09/21/09	**Analysis Date..:**	09/21/09		
Prep Batch #...:	9265143				
Dilution Factor:	71.43	**Initial Wgt/Vol:**	5 mL	**Final Wgt/Vol..:**	5 mL
		Method.....:	SW846 8260B SIM		

PARAMETER	RESULT	REPORTING LIMIT	UNITS	MDL
1,4-Dioxane	ND	140	ug/L	24

SURROGATE	PERCENT RECOVERY	RECOVERY LIMITS
1,2-Dichloroethane-d4	94	(61 - 128)

Tetra Tech NUS, Inc

Client Sample ID: MSA-DMW1S-090809

GC/MS Volatiles

Lot-Sample #...:	A9I090172-008	**Work Order #...:**	LKHGV1AN	**Matrix.....:**	WG
Date Sampled...:	09/08/09 14:00	**Date Received..:**	09/09/09		
Prep Date.....:	09/21/09	**Analysis Date..:**	09/21/09		
Prep Batch #...:	9265143				
Dilution Factor:	2.5	**Initial Wgt/Vol:**	5 mL	**Final Wgt/Vol..:**	5 mL
		Method.....:	SW846 8260B SIM		

PARAMETER	RESULT	REPORTING LIMIT	UNITS	MDL
1,4-Dioxane	**130**	**5.0**	**ug/L**	**0.82**

SURROGATE	PERCENT RECOVERY	RECOVERY LIMITS
1,2-Dichloroethane-d4	96	(61 - 128)

Tetra Tech NUS, Inc

Client Sample ID: MSA-DMW3D-090809

GC/MS Volatiles

Lot-Sample #...:	A9I090172-001	**Work Order #...:**	LKHFD1AC	**Matrix.....:**	WG
Date Sampled...:	09/08/09 09:35	**Date Received..:**	09/09/09		
Prep Date.....:	09/21/09	**Analysis Date..:**	09/21/09		
Prep Batch #...:	9265143				
Dilution Factor:	1	**Initial Wgt/Vol:**	5 mL	**Final Wgt/Vol..:**	5 mL
		Method.....:	SW846 8260B SIM		

PARAMETER	RESULT	REPORTING LIMIT	UNITS	MDL
1,4-Dioxane	ND	2.0	ug/L	0.33

SURROGATE	PERCENT RECOVERY	RECOVERY LIMITS
1,2-Dichloroethane-d4	98	(61 - 128)

Tetra Tech NUS, Inc

Client Sample ID: MSA-DMW5I-090809

GC/MS Volatiles

Lot-Sample #...:	A9I090172-004	**Work Order #...:**	LKHGM1AN	**Matrix.....:**	WG
Date Sampled...:	09/08/09 14:35	**Date Received..:**	09/09/09		
Prep Date.....:	09/21/09	**Analysis Date..:**	09/21/09		
Prep Batch #...:	9265143				
Dilution Factor:	1	**Initial Wgt/Vol:**	5 mL	**Final Wgt/Vol..:**	5 mL
		Method.....:	SW846 8260B SIM		

PARAMETER	RESULT	REPORTING LIMIT	UNITS	MDL
1,4-Dioxane	2.9	**2.0**	**ug/L**	**0.33**

SURROGATE	PERCENT RECOVERY	RECOVERY LIMITS
1,2-Dichloroethane-d4	97	(61 - 128)

Tetra Tech NUS, Inc

Client Sample ID: MSA-MW14D-090809

GC/MS Volatiles

Lot-Sample #...:	A9I090172-003	**Work Order #...:**	LKHGC1AN	**Matrix.....:**	WG
Date Sampled...:	09/08/09 11:50	**Date Received..:**	09/09/09		
Prep Date.....:	09/21/09	**Analysis Date..:**	09/21/09		
Prep Batch #...:	9265143				
Dilution Factor:	1	**Initial Wgt/Vol:**	5 mL	**Final Wgt/Vol..:**	5 mL
		Method.....:	SW846 8260B SIM		

PARAMETER	RESULT	REPORTING LIMIT	UNITS	MDL
1,4-Dioxane	ND	2.0	ug/L	0.33

SURROGATE	PERCENT RECOVERY	RECOVERY LIMITS
1,2-Dichloroethane-d4	99	(61 - 128)

Tetra Tech NUS, Inc

Client Sample ID: MSA-MW14I-090809

GC/MS Volatiles

Lot-Sample #...:	A9I090172-002	**Work Order #...:**	LKHFT1AC	**Matrix.....:**	WG
Date Sampled...:	09/08/09 12:55	**Date Received..:**	09/09/09		
Prep Date.....:	09/21/09	**Analysis Date..:**	09/21/09		
Prep Batch #...:	9265143				
Dilution Factor:	5	**Initial Wgt/Vol:**	5 mL	**Final Wgt/Vol..:**	5 mL
		Method.....:	SW846 8260B SIM		

PARAMETER	RESULT	REPORTING LIMIT	UNITS	MDL
1,4-Dioxane	**130**	**10**	**ug/L**	**1.6**

SURROGATE	PERCENT RECOVERY	RECOVERY LIMITS
1,2-Dichloroethane-d4	95	(61 - 128)

Tetra Tech NUS, Inc

Client Sample ID: MSA-MW3-090809

GC/MS Volatiles

Lot-Sample #...:	A9I090172-012	**Work Order #...:**	LKHG61AN	**Matrix.....:**	WG
Date Sampled...:	09/08/09 14:13	**Date Received..:**	09/09/09		
Prep Date.....:	09/21/09	**Analysis Date..:**	09/21/09		
Prep Batch #...:	9265143				
Dilution Factor:	1	**Initial Wgt/Vol:**	5 mL	**Final Wgt/Vol..:**	5 mL
		Method.....:	SW846 8260B SIM		

PARAMETER	RESULT	REPORTING LIMIT	UNITS	MDL
1,4-Dioxane	2.4	**2.0**	**ug/L**	**0.33**

SURROGATE	PERCENT RECOVERY	RECOVERY LIMITS
1,2-Dichloroethane-d4	97	(61 - 128)

Tetra Tech NUS, Inc

Client Sample ID: MSA-MW4-090809

GC/MS Volatiles

Lot-Sample #...:	A9I090172-013	**Work Order #...:**	LKHG71AC	**Matrix.....:**	WG
Date Sampled...:	09/08/09 17:32	**Date Received..:**	09/09/09		
Prep Date.....:	09/21/09	**Analysis Date..:**	09/21/09		
Prep Batch #...:	9265143				
Dilution Factor:	1	**Initial Wgt/Vol:**	5 mL	**Final Wgt/Vol..:**	5 mL
		Method.....:	SW846 8260B SIM		

PARAMETER	RESULT	REPORTING LIMIT	UNITS	MDL
1,4-Dioxane	0.75 J	2.0	ug/L	0.33

SURROGATE	PERCENT RECOVERY	RECOVERY LIMITS
1,2-Dichloroethane-d4	97	(61 - 128)

NOTE(S):

J Estimated result. Result is less than RL.

Tetra Tech NUS, Inc

Client Sample ID: MSA-MW5-090809

GC/MS Volatiles

Lot-Sample #...: A9I090172-009	**Work Order #...:** LKHGX1A1	**Matrix.....:** WG	
Date Sampled...: 09/08/09 17:10	**Date Received..:** 09/09/09		
Prep Date.....: 09/21/09	**Analysis Date..:** 09/21/09		
Prep Batch #...: 9265143			
Dilution Factor: 33.34	**Initial Wgt/Vol:** 5 mL	**Final Wgt/Vol..:** 5 mL	
	Method.....: SW846 8260B SIM		

PARAMETER	RESULT	REPORTING LIMIT	UNITS	MDL
1,4-Dioxane	ND	67	ug/L	11

SURROGATE	PERCENT RECOVERY	RECOVERY LIMITS
1,2-Dichloroethane-d4	96	(61 - 128)

Tetra Tech NUS, Inc

Client Sample ID: MSA-MW6-090809

GC/MS Volatiles

Lot-Sample #...:	A9I090172-007	**Work Order #...:**	LKHGR1AC	**Matrix.....:**	WG
Date Sampled...:	09/08/09 11:55	**Date Received..:**	09/09/09		
Prep Date.....:	09/21/09	**Analysis Date..:**	09/21/09		
Prep Batch #...:	9265143				
Dilution Factor:	1	**Initial Wgt/Vol:**	5 mL	**Final Wgt/Vol..:**	5 mL
		Method.....:	SW846 8260B SIM		

PARAMETER	RESULT	REPORTING LIMIT	UNITS	MDL
1,4-Dioxane	3.1	2.0	ug/L	0.33

SURROGATE	PERCENT RECOVERY	RECOVERY LIMITS
1,2-Dichloroethane-d4	99	(61 - 128)

Tetra Tech NUS, Inc

Client Sample ID: DMW11S-090809

GC Volatiles

Lot-Sample #...:	A9I090172-011	**Work Order #...:**	LKHG31CN	**Matrix.....:**	WG
Date Sampled...:	09/08/09 12:30	**Date Received..:**	09/09/09		
Prep Date.....:	09/15/09	**Analysis Date..:**	09/15/09		
Prep Batch #...:	9259093				
Dilution Factor:	20	**Initial Wgt/Vol:**	5 mL	**Final Wgt/Vol..:**	5 mL
		Method.....:	SW846 8015B		

PARAMETER	RESULT	REPORTING LIMIT	UNITS	MDL
TPH (as Gasoline)	**17000**	**2000**	**ug/L**	**560**

SURROGATE	PERCENT RECOVERY	RECOVERY LIMITS
Trifluorotoluene	150	(10 - 150)

Tetra Tech NUS, Inc

Client Sample ID: MSA-DMW1S-090809

GC Volatiles

Lot-Sample #...:	A9I090172-008	**Work Order #...:**	LKHGV1CN	**Matrix.....:**	WG
Date Sampled...:	09/08/09 14:00	**Date Received..:**	09/09/09		
Prep Date.....:	09/11/09	**Analysis Date..:**	09/11/09		
Prep Batch #...:	9257116				
Dilution Factor:	1	**Initial Wgt/Vol:**	5 mL	**Final Wgt/Vol..:**	5 mL
		Method.....:	SW846 8015B		

PARAMETER	RESULT	REPORTING LIMIT	UNITS	MDL
TPH (as Gasoline)	78 J	**100**	**ug/L**	**28**

SURROGATE	PERCENT RECOVERY	RECOVERY LIMITS
Trifluorotoluene	126	(10 - 150)

NOTE(S):

J Estimated result. Result is less than RL.

Tetra Tech NUS, Inc

Client Sample ID: MSA-DMW2S-090809

GC Volatiles

Lot-Sample #...:	A9I090172-006	**Work Order #...:**	LKHGP1AC	**Matrix.....:**	WG
Date Sampled...:	09/08/09 09:50	**Date Received..:**	09/09/09		
Prep Date.....:	09/11/09	**Analysis Date..:**	09/11/09		
Prep Batch #...:	9257116				
Dilution Factor:	1	**Initial Wgt/Vol:**	5 mL	**Final Wgt/Vol..:**	5 mL
		Method.....:	SW846 8015B		

PARAMETER	RESULT	REPORTING LIMIT	UNITS	MDL
TPH (as Gasoline)	**980**	**100**	**ug/L**	**28**

SURROGATE	PERCENT RECOVERY	RECOVERY LIMITS
Trifluorotoluene	124	(10 - 150)

Tetra Tech NUS, Inc

Client Sample ID: MSA-MW3-090809

GC Volatiles

Lot-Sample #...:	A9I090172-012	**Work Order #...:**	LKHG61CN	**Matrix.....:**	WG
Date Sampled...:	09/08/09 14:13	**Date Received..:**	09/09/09		
Prep Date.....:	09/11/09	**Analysis Date..:**	09/11/09		
Prep Batch #...:	9257116				
Dilution Factor:	1	**Initial Wgt/Vol:**	5 mL	**Final Wgt/Vol..:**	5 mL
		Method.....:	SW846 8015B		

PARAMETER	RESULT	REPORTING LIMIT	UNITS	MDL
TPH (as Gasoline)	60 J	100	ug/L	28

SURROGATE	PERCENT RECOVERY	RECOVERY LIMITS
Trifluorotoluene	105	(10 - 150)

NOTE(S):

J Estimated result. Result is less than RL.

Tetra Tech NUS, Inc

Client Sample ID: MSA-MW4-090809

GC Volatiles

Lot-Sample #...:	A9I090172-013	**Work Order #...:**	LKHG71CN	**Matrix.....:**	WG
Date Sampled...:	09/08/09 17:32	**Date Received..:**	09/09/09		
Prep Date.....:	09/11/09	**Analysis Date..:**	09/11/09		
Prep Batch #...:	9257116				
Dilution Factor:	1	**Initial Wgt/Vol:**	5 mL	**Final Wgt/Vol..:**	5 mL
		Method.....:	SW846 8015B		

PARAMETER	RESULT	REPORTING LIMIT	UNITS	MDL
TPH (as Gasoline)	39 J	**100**	**ug/L**	**28**

SURROGATE	PERCENT RECOVERY	RECOVERY LIMITS
Trifluorotoluene	118	(10 - 150)

NOTE(S):

J Estimated result. Result is less than RL.

Tetra Tech NUS, Inc

Client Sample ID: MSA-MW5-090809

GC Volatiles

Lot-Sample #...:	A9I090172-009	**Work Order #...:**	LKHGX1CN	**Matrix.....:**	WG
Date Sampled...:	09/08/09 17:10	**Date Received..:**	09/09/09		
Prep Date.....:	09/11/09	**Analysis Date..:**	09/11/09		
Prep Batch #...:	9257116				
Dilution Factor:	1	**Initial Wgt/Vol:**	5 mL	**Final Wgt/Vol..:**	5 mL
		Method.....:	SW846 8015B		

PARAMETER	RESULT	REPORTING LIMIT	UNITS	MDL
TPH (as Gasoline)	360	**100**	**ug/L**	28

SURROGATE	PERCENT RECOVERY	RECOVERY LIMITS
Trifluorotoluene	113	(10 - 150)

Tetra Tech NUS, Inc

Client Sample ID: MSA-MW6-090809

GC Volatiles

Lot-Sample #...: A9I090172-007	**Work Order #...:** LKHGR1CN	**Matrix.....:** WG	
Date Sampled...: 09/08/09 11:55	**Date Received..:** 09/09/09		
Prep Date.....: 09/11/09	**Analysis Date..:** 09/11/09		
Prep Batch #...: 9257116			
Dilution Factor: 1	**Initial Wgt/Vol:** 5 mL	**Final Wgt/Vol..:** 5 mL	
	Method.....: SW846 8015B		

PARAMETER	RESULT	REPORTING LIMIT	UNITS	MDL
TPH (as Gasoline)	30 J	100	ug/L	28

SURROGATE	PERCENT RECOVERY	RECOVERY LIMITS
Trifluorotoluene	121	(10 - 150)

NOTE(S):

J Estimated result. Result is less than RL.

Tetra Tech NUS, Inc

Client Sample ID: DMW11S-090809

GC Semivolatiles

Lot-Sample #...:	A9I090172-011	**Work Order #...:**	LKHG31CM	**Matrix.....:**	WG
Date Sampled...:	09/08/09 12:30	**Date Received..:**	09/09/09		
Prep Date.....:	09/09/09	**Analysis Date..:**	09/10/09		
Prep Batch #...:	9252333				
Dilution Factor:	1	**Initial Wgt/Vol:**	1020 mL	**Final Wgt/Vol..:**	1 mL
		Method.....:	SW846 8015B		

PARAMETER	RESULT	REPORTING LIMIT	UNITS	MDL
TPH (as Diesel)	**920 B**	**100**	**ug/L**	**30**

SURROGATE	PERCENT RECOVERY	RECOVERY LIMITS
C9 (nonane)	47	(10 - 110)

NOTE(S):

B Method blank contamination. The associated method blank contains the target analyte at a reportable level.

Tetra Tech NUS, Inc

Client Sample ID: MSA-DMW1S-090809

GC Semivolatiles

Lot-Sample #...:	A9I090172-008	**Work Order #...:**	LKHGV1CM	**Matrix.....:**	WG
Date Sampled...:	09/08/09 14:00	**Date Received..:**	09/09/09		
Prep Date.....:	09/09/09	**Analysis Date..:**	09/10/09		
Prep Batch #...:	9252333				
Dilution Factor:	1	**Initial Wgt/Vol:**	1030 mL	**Final Wgt/Vol..:**	1 mL
		Method.....:	SW846 8015B		

PARAMETER	RESULT	REPORTING LIMIT	UNITS	MDL
TPH (as Diesel)	**240 B**	**100**	**ug/L**	**30**

SURROGATE	PERCENT RECOVERY	RECOVERY LIMITS
C9 (nonane)	61	(10 - 110)

NOTE(S):

B Method blank contamination. The associated method blank contains the target analyte at a reportable level.

Tetra Tech NUS, Inc

Client Sample ID: MSA-DMW2S-090809

GC Semivolatiles

Lot-Sample #...:	A9I090172-006	**Work Order #...:**	LKHGP1AA	**Matrix.....:**	WG
Date Sampled...:	09/08/09 09:50	**Date Received..:**	09/09/09		
Prep Date.....:	09/09/09	**Analysis Date..:**	09/10/09		
Prep Batch #...:	9252333				
Dilution Factor:	1	**Initial Wgt/Vol:**	1050 mL	**Final Wgt/Vol..:**	1 mL
		Method.....:	SW846 8015B		

PARAMETER	RESULT	REPORTING LIMIT	UNITS	MDL
TPH (as Diesel)	**310 B**	**100**	**ug/L**	**30**

SURROGATE	PERCENT RECOVERY	RECOVERY LIMITS
C9 (nonane)	74	(10 - 110)

NOTE(S):

B Method blank contamination. The associated method blank contains the target analyte at a reportable level.

Tetra Tech NUS, Inc

Client Sample ID: MSA-MW3-090809

GC Semivolatiles

Lot-Sample #...:	A9I090172-012	**Work Order #...:**	LKHG61CM	**Matrix.....:**	WG
Date Sampled...:	09/08/09 14:13	**Date Received..:**	09/09/09		
Prep Date.....:	09/09/09	**Analysis Date..:**	09/10/09		
Prep Batch #...:	9252333				
Dilution Factor:	1	**Initial Wgt/Vol:**	1020 mL	**Final Wgt/Vol..:**	1 mL
		Method.....:	SW846 8015B		

PARAMETER	RESULT	REPORTING LIMIT	UNITS	MDL
TPH (as Diesel)	**89 J,B**	**100**	**ug/L**	**30**

SURROGATE	PERCENT RECOVERY	RECOVERY LIMITS
C9 (nonane)	46	(10 - 110)

NOTE(S):

J Estimated result. Result is less than RL.

B Method blank contamination. The associated method blank contains the target analyte at a reportable level.

Tetra Tech NUS, Inc

Client Sample ID: MSA-MW4-090809

GC Semivolatiles

Lot-Sample #...:	A9I090172-013	**Work Order #...:**	LKHG71CM	**Matrix.....:**	WG
Date Sampled...:	09/08/09 17:32	**Date Received..:**	09/09/09		
Prep Date.....:	09/09/09	**Analysis Date..:**	09/10/09		
Prep Batch #...:	9252333				
Dilution Factor:	1	**Initial Wgt/Vol:**	1040 mL	**Final Wgt/Vol..:**	1 mL
		Method.....:	SW846 8015B		

PARAMETER	RESULT	REPORTING LIMIT	UNITS	MDL
TPH (as Diesel)	**180 B**	**100**	**ug/L**	**30**

SURROGATE	PERCENT RECOVERY	RECOVERY LIMITS
C9 (nonane)	62	(10 - 110)

NOTE(S):

B Method blank contamination. The associated method blank contains the target analyte at a reportable level.

Tetra Tech NUS, Inc

Client Sample ID: MSA-MW5-090809

GC Semivolatiles

Lot-Sample #...:	A9I090172-009	**Work Order #...:**	LKHGX1CM	**Matrix.....:**	WG
Date Sampled...:	09/08/09 17:10	**Date Received..:**	09/09/09		
Prep Date.....:	09/09/09	**Analysis Date..:**	09/10/09		
Prep Batch #...:	9252333				
Dilution Factor:	1	**Initial Wgt/Vol:**	1020 mL	**Final Wgt/Vol..:**	1 mL
		Method.....:	SW846 8015B		

PARAMETER	RESULT	REPORTING LIMIT	UNITS	MDL
TPH (as Diesel)	**430 B**	**100**	**ug/L**	**30**

SURROGATE	PERCENT RECOVERY	RECOVERY LIMITS
C9 (nonane)	67	(10 - 110)

NOTE(S):

B Method blank contamination. The associated method blank contains the target analyte at a reportable level.

Tetra Tech NUS, Inc

Client Sample ID: MSA-MW6-090809

GC Semivolatiles

Lot-Sample #...:	A9I090172-007	**Work Order #...:**	LKHGR1CM	**Matrix.....:**	WG
Date Sampled...:	09/08/09 11:55	**Date Received..:**	09/09/09		
Prep Date.....:	09/09/09	**Analysis Date..:**	09/10/09		
Prep Batch #...:	9252333				
Dilution Factor:	1	**Initial Wgt/Vol:**	1030 mL	**Final Wgt/Vol..:**	1 mL
		Method.....:	SW846 8015B		

PARAMETER	RESULT	REPORTING LIMIT	UNITS	MDL
TPH (as Diesel)	**220 B**	**100**	**ug/L**	**30**

SURROGATE	PERCENT RECOVERY	RECOVERY LIMITS
C9 (nonane)	67	(10 - 110)

NOTE(S):

B Method blank contamination. The associated method blank contains the target analyte at a reportable level.

Appendix C

Support Documentation

CASE NARRATIVE

9I09172

The following report contains the analytical results for twelve water samples and one quality control sample submitted to TestAmerica North Canton by Tetra Tech NUS, Inc. from the MSA GW Sampling Site, project number 112IC02298. The samples were received September 09, 2009, according to documented sample acceptance procedures.

The 6010B Metals analysis was performed at the TestAmerica Pittsburgh laboratory.

The 6850 Perchlorate analysis was performed at the TestAmerica West Sacramento laboratory. Refer to TestAmerica West Sacramento narrative included in their data package for additional information.

TestAmerica utilizes USEPA approved methods in all analytical work. The samples presented in this report were analyzed for the parameter(s) listed on the analytical methods summary page in accordance with the method(s) indicated. A summary of QC data for these analyses is included at the back of the report.

TestAmerica North Canton attests to the validity of the laboratory data generated by TestAmerica facilities reported herein. All analyses performed by TestAmerica facilities were done using established laboratory SOPs that incorporate QA/QC procedures described in the applicable methods. TestAmerica's operations groups have reviewed the data for compliance with the laboratory QA/QC plan, and data have been found to be compliant with laboratory protocols unless otherwise noted below.

The test results in this report meet all NELAP requirements for parameters for which accreditation is required or available. Any exceptions to NELAP requirements are noted in this report. Pursuant to NELAP, this report may not be reproduced, except in full, without the written approval of the laboratory.

All parameters were evaluated to the method detection limit and include qualified results where applicable.

Please refer to the Quality Control Elements Narrative following this case narrative for additional quality control information.

If you have any questions, please call the Project Manager, Patrick J. O'Meara, at 330-497-9396.

This report is sequentially paginated. The final page of the report is labeled as "END OF REPORT."

CASE NARRATIVE (continued)

SUPPLEMENTAL QC INFORMATION

SAMPLE RECEIVING

The temperatures of the coolers upon sample receipt were 2.2, 2.4, 3.3, and 4.1°C.

GC/MS VOLATILES

The sample(s) that contained concentrations of target analyte(s) at a reportable level in the associated Method Blank(s) were flagged with "B". All target analytes in the Method Blank must be below the reporting limit (RL) or the associated sample(s) must be ND with the exception of common laboratory contaminants.

The sample(s) that contain results between the MDL and the RL were flagged with "J". There is a possibility of false positive or mis-identification at these quantitation levels. In analytical methods requiring confirmation of the analyte reported, confirmation was performed only down to the standard reporting limit (SRL). The acceptance criteria for QC samples may not be met at these quantitation levels.

2-Chloroethyl vinyl ether cannot be reliably recovered in an acid preserved sample.

Sample(s) DMW11S-090809 and MSA-MW5-090809 had elevated reporting limits due to matrix interferences.

The MS/MSD for batch 9264505 was reanalyzed and reported from a different batch. Samples in batch 9264505 are reported without batch MS/MSD.

DISSOLVED GASES/RSK

The sample(s) that contained concentrations of target analyte(s) at a reportable level in the associated Method Blank(s) were flagged with "B". All target analytes in the Method Blank must be below the reporting limit (RL) or the associated sample(s) must be ND with the exception of common laboratory contaminants.

The sample(s) that contain results between the MDL and the RL were flagged with "J". There is a possibility of false positive or mis-identification at these quantitation levels. In analytical methods requiring confirmation of the analyte reported, confirmation was performed only down to the standard reporting limit (SRL). The acceptance criteria for QC samples may not be met at these quantitation levels.

CASE NARRATIVE (continued)

DISSOLVED GASES/RSK (continued)

Sample(s) MSA-MW14I-090809 was reanalyzed due failure of the associated LCS for Methane.

For batch(es) 9264104, due to an inconsistent regulator, the gas standards used for generating the primary source and secondary source are not compatible. The second source ICV passes nominally, but the primary source is being used for continuing calibration, batch QC spikes and matrix spikes until the problem is resolved.

The incorrect ICAL was used to process sample(s) MSA-MW14I-090809. When the correct ICAL was used, the LCS failed to meet acceptance criteria for Methane and this sample had positive results for Methane. The sample was reanalyzed outside of the recommended holding time and both sets of data are reported.

PURGEABLE PETROLEUM HYDROCARBONS-8015

The sample(s) that contain results between the MDL and the RL were flagged with "J". There is a possibility of false positive or mis-identification at these quantitation levels. In analytical methods requiring confirmation of the analyte reported, confirmation was performed only down to the standard reporting limit (SRL). The acceptance criteria for QC samples may not be met at these quantitation levels.

EXTRACTABLE PETROLEUM HYDROCARBONS-8015

The sample(s) that contained concentrations of target analyte(s) at a reportable level in the associated Method Blank(s) were flagged with "B". All target analytes in the Method Blank must be below the reporting limit (RL) or the associated sample(s) must be ND with the exception of common laboratory contaminants.

The sample(s) that contain results between the MDL and the RL were flagged with "J". There is a possibility of false positive or mis-identification at these quantitation levels. In analytical methods requiring confirmation of the analyte reported, confirmation was performed only down to the standard reporting limit (SRL). The acceptance criteria for QC samples may not be met at these quantitation levels.

METALS

The sample(s) that contain results between the MDL and the RL were flagged with "B". There is the possibility of false positive or mis-identification at these quantitation levels. The acceptance criteria for the ICB, CCB, and Method Blank are +/- the standard reporting limit (SRL).

CASE NARRATIVE (continued)

METALS (continued)

The sample(s) that contained concentrations of target analyte(s) at a reportable level in the associated Method Blank(s) were flagged with "J". Refer to the sample report pages for the affected analyte(s).

Matrix spike recovery and relative percent difference (RPD) data were not calculated for some analytes for MSA-MW14I-090809 due to the sample concentration reading greater than four times the spike amount. See the Matrix Spike Report for the affected analytes which will be flagged with "NC, MSB".

The matrix spike/matrix spike duplicate(s) for MSA-MW14I-090809 had recoveries outside acceptance limits. However, since the associated method blank(s) and laboratory control sample(s) were in control, no corrective action was necessary.

No ICP MS Form IX was provided for batch(es) 9253013 and 9253014. The serial dilutions were performed on a different sample from the same QC batch(es).

GENERAL CHEMISTRY

The sample(s) that contain results between the MDL and the RL were flagged with "B". There is the possibility of false positive or mis-identification at these quantitation levels. The acceptance criteria for the ICB, CCB, and Method Blank are +/- the standard reporting limit (SRL).

The sample(s) that contained concentrations of target analyte(s) at a reportable level in the associated Method Blank(s) were flagged with "J". Refer to the sample report pages for the affected analytes(s).

Chain of Custody Record

Temperature on Receipt _____

Drinking Water? Yes ☐ No ☒

TestAmerica
THE LEADER IN ENVIRONMENTAL TESTING

26

TAL-4124 (1007)

Client: Tetra Tech NUS, Inc
Address: 20251 Century Blvd Suite 200
City: Germantown State: MD Zip Code: 20874
Project Name and Location (State): MSA GW Sampling
Contract/Purchase Order/Quote No.:

Project Manager: Dev Murali
Telephone Number (Area Code)/Fax Number: (301)528-3063
Site Contact: Dawn Markiewicz
Lab Contact:
Carrier/Waybill Number:

Date: 9/8/09
Lab Number:
Chain of Custody Number: 155186
Page 1 of 2

Analysis (Attach list if more space is needed)

Special Instructions/ Conditions of Receipt

Sample I.D. No. and Description (Containers for each sample may be combined on one line)	Date	Time	Matrix: Air	Aqueous	Sed.	Soil	Containers & Preservatives: Unpres.	H2SO4	HNO3	HCl	NaOH	ZnAc/ NaOH	VOC+TIC	1,4-Dioxane	SR (Ra)	Perchlorate	Total Metals+Hg	Dissolved Metals+Hg	GRO	DRO	TDS, Alk, anions	Dissolved gasses	DOC	Fe, K, Mn, Ca, Na	Si, Mg
MSA-DMW3D-090809	9/8/09	0935		X			X		X	X			X	X	X	X	X	X						X	X
MSA-MW4I-090809		1255		X			X	X	X	X			X	X	X	X	X	X			X	X	X	X	X
MSA-MW14D-090809		1150		X			X		X	X			X	X	X	X	X	X							
MSA-DMW5I-090809		1435		X			X		X	X			X	X	X	X	X	X							
TB-090809-01				X						X			X												
MSA-DMW2S-090809		0950		X			X		X	X			[redacted]						X	X					
MSA-MW6-090809		1155		X			X		X	X			X	X	X	X	X	X	X	X					
MSA-DMW1S-090809		1400		X			X		X	X			X	X	X	X	X	X	X	X					
MSA-MW5-090809		1710		X			X		X	X			X	X	X	X	X	X	X	X					
~~DMW11I~~ DMW11I-090809		1107		X			X		X	X			X	X	X	X	X	X							
DMW11S-090809		1230		X			X		X	X			X	X	X	X	X	X	X	X					
MSA-MW3-090809		1413		X			X		X	X			X	X	X	X	X	X	X	X					

Possible Hazard Identification
☒ Non-Hazard ☐ Flammable ☐ Skin Irritant ☐ Poison B ☐ Unknown

Sample Disposal
☐ Return To Client ☒ Disposal By Lab ☐ Archive For _____ Months
(A fee may be assessed if samples are retained longer than 1 month)

QC Requirements (Specify)

Turn Around Time Required
☐ 24 Hours ☐ 48 Hours ☐ 7 Days ☐ 14 Days ☐ 21 Days ☐ Other _____

	Date	Time
1. Relinquished By	9/8/09	1730
2. Relinquished By		
3. Relinquished By		

	Date	Time
1. Received By	9/9/09	0815
2. Received By		
3. Received By		

Comments

DISTRIBUTION: WHITE - Returned to Client with Report; CANARY - Stays with the Sample; PINK - Field Copy

North Canton

Chain of Custody Record

Temperature on Receipt _____

Drinking Water? Yes ☐ No ☐

TestAmerica
THE LEADER IN ENVIRONMENTAL TESTING

TAL-4124 (1007)

Client: Tetra Tech NUS	Project Manager: Dev Murali	Date: 9-8-09	Chain of Custody Number: 154976
Address: 20251 Century Blvd STE 200	Telephone Number (Area Code)/Fax Number: (301) 528-3063	Lab Number:	Page 2 of 2
City: Germantown / State: MD / Zip Code: 20874	Site Contact: Walt Payne	Lab Contact:	
Project Name and Location (State): MSA GW Sampling 2009	Carrier/Waybill Number:		
Contract/Purchase Order/Quote No.			

Sample I.D. No. and Description (Containers for each sample may be combined on one line)	Date	Time	Matrix: Air	Aqueous	Sed.	Soil	Containers & Preservatives: Unpres.	H2SO4	HNO3	HCl	NaOH	ZnAc/NaOH	Analysis: VOCs + TICs	1,4 Dioxane	Gro	Dro	Perchlorate	Hex Cr	TS tal ppm	Diss ppm	Special Instructions/ Conditions of Receipt
MSA-MW4-090809	9-8-09	1732		X			X		X	X			X	X	X	XX	X	X	X	X	

Possible Hazard Identification
☐ Non-Hazard ☐ Flammable ☐ Skin Irritant ☐ Poison B ☐ Unknown

Sample Disposal
☐ Return To Client ☐ Disposal By Lab ☐ Archive For _____ Months (A fee may be assessed if samples are retained longer than 1 month)

Turn Around Time Required
☐ 24 Hours ☐ 48 Hours ☐ 7 Days ☐ 14 Days ☐ 21 Days ☐ Other _____

QC Requirements (Specify)

	Date	Time
1. Relinquished By	9-9-09	1930
2. Relinquished By		
3. Relinquished By		

	Date	Time
1. Received By	9/9/09	0915
2. Received By		
3. Received By		

Comments

DISTRIBUTION: WHITE - Returned to Client with Report; CANARY - Stays with the Sample; PINK - Field Copy

North Canton

27

TestAmerica Cooler Receipt Form/Narrative **Lot Number: A9I090172**
North Canton Facility

Client Tetra Tech Project MSA GW By: (Signature)
Cooler Received on 9/9/09 Opened on 9/9/09
FedEx ☒ UPS ☐ DHL ☐ FAS ☐ Stetson ☐ Client Drop Off ☐ TestAmerica Courier ☐ Other
TestAmerica Cooler # Multiple Coolers ☒ Foam Box ☐ Client Cooler ☐ Other

1. Were custody seals on the outside of the cooler(s)? Yes ☒ No ☐ Intact? Yes ☒ No ☐ NA ☐
   If YES, Quantity 5 Quantity Unsalvageable
   Were custody seals on the outside of cooler(s) signed and dated? Yes ☒ No ☐ NA ☐
   Were custody seals on the bottle(s)? Yes ☐ No ☒
   If YES, are there any exceptions?
2. Shippers' packing slip attached to the cooler(s)? Yes ☒ No ☐
3. Did custody papers accompany the sample(s)? Yes ☒ No ☐ Relinquished by client? Yes ☒ No ☐
4. Were the custody papers signed in the appropriate place? Yes ☒ No ☐
5. Packing material used: Bubble Wrap ☒ Foam ☐ None ☐ Other
6. Cooler temperature upon receipt °C See back of form for multiple coolers/temps ☒
   METHOD: IR ☒ Other ☐
   COOLANT: Wet Ice ☒ Blue Ice ☐ Dry Ice ☐ Water ☐ None ☐
7. Did all bottles arrive in good condition (Unbroken)? Yes ☒ No ☐
8. Could all bottle labels be reconciled with the COC? Yes ☒ No ☐
9. Were sample(s) at the correct pH upon receipt? Yes ☐ No ☒ NA ☐
10. Were correct bottle(s) used for the test(s) indicated? Yes ☒ No ☐
11. Were air bubbles >6 mm in any VOA vials? Yes ☒ No ☐ NA ☐
12. Sufficient quantity received to perform indicated analyses? Yes ☒ No ☐
13. Was a trip blank present in the cooler(s)? Yes ☒ No ☐ Were VOAs on the COC? Yes ☒ No ☐

Contacted PM PJO Date 9/9/09 by via Verbal ☒ Voice Mail ☐ Other ☐
Concerning Bubble in 1x40mL vial for MW5

14. CHAIN OF CUSTODY

The following discrepancies occurred:

15. SAMPLE CONDITION

Sample(s) were received after the recommended holding time had expired.
Sample(s) were received in a broken container.
Sample(s) MW5 (1x40 VOC vial) were received with bubble >6 mm in diameter. (Notify PM)

16. SAMPLE PRESERVATION

Sample(s) MW6 (Diss) MW5 (Total) 11S (Diss) 4 (Total) were further preserved in Sample Receiving to meet recommended pH level(s). *Nitric Acid Lot# 031909-HNO_3; Sulfuric Acid Lot# 100108-H_2SO_4; Sodium Hydroxide Lot# 100108 -NaOH; Hydrochloric Acid Lot# 092006-HCl; Sodium Hydroxide and Zinc Acetate Lot# 050205-$(CH_3COO)_2ZN/NaOH$.* What time was preservative added to sample(s)?

Client ID	pH	Date	Initials
3D	<2 <2	9/9/09	
14I	<2 <2 <2		
14D	<2 <2		
5I	<2 <2		
6	<2 <2		
1S	<2 <2		
5	<2 <2		
11I	<2 <2		

TestAmerica Cooler Receipt Form/Narrative
North Canton Facility

Client ID	pH	Date	Initials
1|S	<2<2	9/9/05	9—
3	<2<2	"	"
4	<2<2	"	"

Cooler #	Temp. °C	Method	Coolant
Client Blue	2.4	IR	Ice
Client Green	4.1	"	"
241-823	3.3		
2002703	2.2		

Discrepancies Cont'd:

SDG 9I09172

SORT	UNITS	NSAMPLE	LAB_ID	QC_TYPE	SAMP_DATE	EXTR_DATE	ANAL_DATE	SMP_EXTR	EXTR_ANL	SMP_ANL
HG	UG/L	MSA-MW5-090809	A9I090172009	NM	9/8/2009	9/10/2009	9/10/2009	1.701	0.357	2.058
HG	UG/L	MSA-MW6-090809	A9I090172007	NM	9/8/2009	9/10/2009	9/10/2009	1.920	0.352	2.272
HG	UG/L	MSA-MW4-090809	A9I090172013	NM	9/8/2009	9/10/2009	9/10/2009	1.686	0.342	2.028
HG	UG/L	MSA-MW3-090809	A9I090172012	NM	9/8/2009	9/10/2009	9/10/2009	1.824	0.34	2.164
HG	UG/L	MSA-MW14I-090809	A9I090172002	NM	9/8/2009	9/10/2009	9/10/2009	1.878	0.327	2.206
HG	UG/L	MSA-MW14D-090809	A9I090172003	NM	9/8/2009	9/10/2009	9/10/2009	1.924	0.345	2.269
HG	UG/L	MSA-DMW3D-090809	A9I090172001	NM	9/8/2009	9/10/2009	9/10/2009	2.017	0.321	2.338
HG	UG/L	MSA-DMW1S-090809	A9I090172008	NM	9/8/2009	9/10/2009	9/10/2009	1.833	0.355	2.188
HG	UG/L	DMW11S-090809	A9I090172011	NM	9/8/2009	9/10/2009	9/10/2009	1.896	0.337	2.233
HG	UG/L	DMW11I-090809	A9I090172010	NM	9/8/2009	9/10/2009	9/11/2009	1.953	1.103	3.056
HG	UG/L	MSA-DMW5I-090809	A9I090172004	NM	9/8/2009	9/10/2009	9/10/2009	1.809	0.349	2.158
M	UG/L	DMW11S-090809	A9I090172011	NM	9/8/2009	9/10/2009	9/18/2009	1.896	8.119	10.02
M	UG/L	MSA-MW6-090809	A9I090172007	NM	9/8/2009	9/10/2009	9/18/2009	1.920	8.092	10.01
M	UG/L	MSA-MW5-090809	A9I090172009	NM	9/8/2009	9/10/2009	9/18/2009	1.701	8.103	9.804
M	UG/L	MSA-MW4-090809	A9I090172013	NM	9/8/2009	9/10/2009	9/18/2009	1.686	8.131	9.817

SORT	UNITS	NSAMPLE	LAB_ID	QC_TYPE	SAMP_DATE	EXTR_DATE	ANAL_DATE	SMP_EXTR	EXTR_ANL	SMP_ANL
M	UG/L	MSA-MW3-090809	A9I090172012	NM	9/8/2009	9/10/2009	9/18/2009	1.824	8.125	9.949
M	UG/L	MSA-MW14I-090809	A9I090172002	NM	9/8/2009	9/12/2009	9/17/2009	3.865	5.346	9.210
M	UG/L	MSA-MW14D-090809	A9I090172003	NM	9/8/2009	9/10/2009	9/18/2009	1.924	8.072	9.996
M	UG/L	DMW11I-090809	A9I090172010	NM	9/8/2009	9/10/2009	9/18/2009	1.953	8.108	10.06
M	UG/L	MSA-DMW1S-090809	A9I090172008	NM	9/8/2009	9/10/2009	9/18/2009	1.833	8.097	9.931
M	UG/L	MSA-MW6-090809	A9I090172007	NM	9/8/2009	9/10/2009	9/18/2009	1.920	8.358	10.28
M	UG/L	MSA-MW14I-090809	A9I090172002	NM	9/8/2009	9/10/2009	9/18/2009	1.878	8.060	9.939
M	UG/L	MSA-DMW3D-090809	A9I090172001	NM	9/8/2009	9/10/2009	9/15/2009	2.017	5.063	7.08
M	UG/L	MSA-DMW5I-090809	A9I090172004	NM	9/8/2009	9/10/2009	9/18/2009	1.809	8.087	9.896
HGF	UG/L	MSA-MW14I-090809	A9I090172002	NM	9/8/2009	9/10/2009	9/10/2009	1.878	0.333	2.211
HGF	UG/L	DMW11I-090809	A9I090172010	NM	9/8/2009	9/10/2009	9/10/2009	1.953	0.335	2.289
HGF	UG/L	DMW11S-090809	A9I090172011	NM	9/8/2009	9/10/2009	9/10/2009	1.896	0.338	2.234
HGF	UG/L	MSA-DMW1S-090809	A9I090172008	NM	9/8/2009	9/10/2009	9/10/2009	1.833	0.356	2.19
HGF	UG/L	MSA-DMW3D-090809	A9I090172001	NM	9/8/2009	9/10/2009	9/10/2009	2.017	0.322	2.339
HGF	UG/L	MSA-MW14D-090809	A9I090172003	NM	9/8/2009	9/10/2009	9/10/2009	1.924	0.349	2.272
HGF	UG/L	MSA-MW3-090809	A9I090172012	NM	9/8/2009	9/10/2009	9/10/2009	1.824	0.341	2.165
HGF	UG/L	MSA-MW4-090809	A9I090172013	NM	9/8/2009	9/10/2009	9/10/2009	1.686	0.342	2.028
HGF	UG/L	MSA-MW5-090809	A9I090172009	NM	9/8/2009	9/10/2009	9/10/2009	1.701	0.358	2.06

SORT	UNITS	NSAMPLE	LAB_ID	QC_TYPE	SAMP_DATE	EXTR_DATE	ANAL_DATE	SMP_EXTR	EXTR_ANL	SMP_ANL
HGF	UG/L	MSA-MW6-090809	A9I090172007	NM	9/8/2009	9/10/2009	9/10/2009	1.920	0.353	2.274
HGF	UG/L	MSA-DMW5I-090809	A9I090172004	NM	9/8/2009	9/10/2009	9/10/2009	1.809	0.351	2.16
MF	UG/L	MSA-DMW1S-090809	A9I090172008	NM	9/8/2009	9/10/2009	9/18/2009	1.833	8.100	9.933
MF	UG/L	DMW11S-090809	A9I090172011	NM	9/8/2009	9/10/2009	9/18/2009	1.896	8.122	10.02
MF	UG/L	MSA-DMW3D-090809	A9I090172001	NM	9/8/2009	9/10/2009	9/15/2009	2.017	5.065	7.082
MF	UG/L	MSA-DMW5I-090809	A9I090172004	NM	9/8/2009	9/10/2009	9/18/2009	1.809	8.089	9.898
MF	UG/L	MSA-MW14D-090809	A9I090172003	NM	9/8/2009	9/10/2009	9/18/2009	1.924	8.075	9.999
MF	UG/L	MSA-MW14I-090809	A9I090172002	NM	9/8/2009	9/10/2009	9/18/2009	1.878	8.069	9.948
MF	UG/L	MSA-MW3-090809	A9I090172012	NM	9/8/2009	9/10/2009	9/18/2009	1.824	8.128	9.952
MF	UG/L	MSA-MW5-090809	A9I090172009	NM	9/8/2009	9/10/2009	9/18/2009	1.701	8.106	9.807
MF	UG/L	MSA-MW6-090809	A9I090172007	NM	9/8/2009	9/10/2009	9/18/2009	1.920	8.094	10.01
MF	UG/L	MSA-MW6-090809	A9I090172007	NM	9/8/2009	9/10/2009	9/18/2009	1.920	8.361	10.28
MF	UG/L	MSA-MW4-090809	A9I090172013	NM	9/8/2009	9/10/2009	9/18/2009	1.686	8.133	9.819
MF	UG/L	DMW11I-090809	A9I090172010	NM	9/8/2009	9/10/2009	9/18/2009	1.953	8.111	10.06
ALK	MG/L	MSA-MW14I-090809	A9I090172002	NM	9/8/2009	9/12/2009	9/12/2009	3.462	0	3.462
CL	MG/L	MSA-MW14I-090809	A9I090172002	NM	9/8/2009	9/9/2009	9/9/2009	0.462	0.977	1.439
CR6	MG/L	MSA-MW5-090809	A9I090172009	NM	9/8/2009	9/9/2009	9/9/2009	0.285	0.443	0.728
CR6	MG/L	DMW11I-090809	A9I090172010	NM	9/8/2009	9/9/2009	9/9/2009	0.537	0.435	0.972

SORT	UNITS	NSAMPLE	LAB_ID	QC_TYPE	SAMP_DATE	EXTR_DATE	ANAL_DATE	SMP_EXTR	EXTR_ANL	SMP_ANL
CR6	MG/L	DMW11S-090809	A9I090172011	NM	9/8/2009	9/9/2009	9/9/2009	0.479	0.44	0.919
CR6	MG/L	MSA-DMW1S-090809	A9I090172008	NM	9/8/2009	9/9/2009	9/9/2009	0.417	0.438	0.855
CR6	MG/L	MSA-DMW3D-090809	A9I090172001	NM	9/8/2009	9/9/2009	9/9/2009	0.601	0.434	1.035
CR6	MG/L	MSA-DMW5I-090809	A9I090172004	NM	9/8/2009	9/9/2009	9/9/2009	0.392	0.441	0.833
CR6	MG/L	MSA-MW14D-090809	A9I090172003	NM	9/8/2009	9/9/2009	9/9/2009	0.507	0.436	0.943
CR6	MG/L	MSA-MW14I-090809	A9I090172002	NM	9/8/2009	9/9/2009	9/9/2009	0.462	0.439	0.901
CR6	MG/L	MSA-MW4-090809	A9I090172013	NM	9/8/2009	9/9/2009	9/9/2009	0.269	0.443	0.713
CR6	MG/L	MSA-MW6-090809	A9I090172007	NM	9/8/2009	9/9/2009	9/9/2009	0.503	0.437	0.940
CR6	MG/L	MSA-MW3-090809	A9I090172012	NM	9/8/2009	9/9/2009	9/9/2009	0.408	0.440	0.848
DOC	MG/L	MSA-MW14I-090809	A9I090172002	NM	9/8/2009	9/14/2009	9/14/2009	5.462	0	5.462
NTA	MG/L	MSA-MW14I-090809	A9I090172002	NM	9/8/2009	9/9/2009	9/9/2009	0.462	0.977	1.439
NTI	MG/L	MSA-MW14I-090809	A9I090172002	NM	9/8/2009	9/9/2009	9/9/2009	0.462	0.977	1.439
OPO4	MG/L	MSA-MW14I-090809	A9I090172002	NM	9/8/2009	9/9/2009	9/9/2009	0.462	0.977	1.439
PCL	UG/L	DMW11I-090809	A9I090172010	NM	9/8/2009	9/15/2009	9/16/2009	7.162	0.683	7.844
PCL	UG/L	MSA-MW3-090809	A9I090172012	NM	9/8/2009	9/15/2009	9/16/2009	7.033	0.7	7.733
PCL	UG/L	DMW11S-090809	A9I090172011	NM	9/8/2009	9/15/2009	9/16/2009	7.104	0.691	7.795
PCL	UG/L	MSA-DMW1S-090809	A9I090172008	NM	9/8/2009	9/15/2009	9/16/2009	7.042	0.657	7.699
PCL	UG/L	MSA-DMW3D-090809	A9I090172001	NM	9/8/2009	9/15/2009	9/16/2009	7.226	1.363	8.588

SORT	UNITS	NSAMPLE	LAB_ID	QC_TYPE	SAMP_DATE	EXTR_DATE	ANAL_DATE	SMP_EXTR	EXTR_ANL	SMP_ANL
PCL	UG/L	MSA-DMW5I-090809	A9I090172004	NM	9/8/2009	9/15/2009	9/16/2009	7.017	0.64	7.657
PCL	UG/L	MSA-MW14D-090809	A9I090172003	NM	9/8/2009	9/15/2009	9/16/2009	7.132	0.631	7.763
PCL	UG/L	MSA-MW6-090809	A9I090172007	NM	9/8/2009	9/15/2009	9/16/2009	7.128	0.648	7.776
PCL	UG/L	MSA-MW14I-090809	A9I090172002	NM	9/8/2009	9/15/2009	9/16/2009	7.087	0.622	7.709
PCL	UG/L	MSA-MW4-090809	A9I090172013	NM	9/8/2009	9/15/2009	9/16/2009	6.894	0.708	7.603
PCL	UG/L	MSA-MW5-090809	A9I090172009	NM	9/8/2009	9/15/2009	9/16/2009	6.91	0.674	7.583
SO4	MG/L	MSA-MW14I-090809	A9I090172002	NM	9/8/2009	9/9/2009	9/9/2009	0.462	0.988	1.45
TDS	MG/L	MSA-MW14I-090809	A9I090172002	NM	9/8/2009	9/12/2009	9/14/2009	3.462	2	5.462
OV	UG/L	MSA-MW14D-090809	A9I090172003	NM	9/8/2009	9/18/2009	9/18/2009	9.507	0.767	10.27
OV	UG/L	DMW11I-090809	A9I090172010	NM	9/8/2009	9/18/2009	9/18/2009	9.537	0.201	9.738
OV	UG/L	MSA-DMW1S-090809	A9I090172008	NM	9/8/2009	9/18/2009	9/18/2009	9.417	0.168	9.585
OV	UG/L	MSA-DMW5I-090809	A9I090172004	NM	9/8/2009	9/18/2009	9/18/2009	9.392	0.783	10.18
OV	UG/L	MSA-MW5-090809	A9I090172009	NM	9/8/2009	9/18/2009	9/18/2009	9.285	0.185	9.469
OV	UG/L	MSA-MW14I-090809	A9I090172002	NM	9/8/2009	9/17/2009	9/17/2009	8.462	0.924	9.386
OV	UG/L	MSA-MW3-090809	A9I090172012	NM	9/8/2009	9/18/2009	9/18/2009	9.408	0.817	10.22
OV	UG/L	MSA-MW4-090809	A9I090172013	NM	9/8/2009	9/18/2009	9/18/2009	9.269	0.833	10.10
OV	UG/L	TB-090809-01	A9I090172005	NM	9/8/2009	9/18/2009	9/18/2009	10	0.800	10.80
OV	UG/L	DMW11S-090809	A9I090172011	NM	9/8/2009	9/18/2009	9/18/2009	9.479	0.217	9.697

SORT	UNITS	NSAMPLE	LAB_ID	QC_TYPE	SAMP_DATE	EXTR_DATE	ANAL_DATE	SMP_EXTR	EXTR_ANL	SMP_ANL
OV	UG/L	MSA-MW6-090809	A9I090172007	NM	9/8/2009	9/18/2009	9/18/2009	9.503	0.151	9.655
OV	UG/L	MSA-DMW3D-090809	A9I090172001	NM	9/8/2009	9/17/2009	9/17/2009	8.601	0.908	9.508
ETHA	UG/L	MSA-MW14I-090809	A9I090172002	NM	9/8/2009	9/18/2009	9/18/2009	9.462	0.632	10.09
ETHA	UG/L	MSA-MW14I-090809	A9I090172002	NM	9/8/2009	9/26/2009	9/26/2009	17.46	0.853	18.32
ETHE	UG/L	MSA-MW14I-090809	A9I090172002	NM	9/8/2009	9/26/2009	9/26/2009	17.46	0.853	18.32
ETHE	UG/L	MSA-MW14I-090809	A9I090172002	NM	9/8/2009	9/18/2009	9/18/2009	9.462	0.632	10.09
METH	UG/L	MSA-MW14I-090809	A9I090172002	NM	9/8/2009	9/18/2009	9/18/2009	9.462	0.632	10.09
METH	UG/L	MSA-MW14I-090809	A9I090172002	NM	9/8/2009	9/26/2009	9/26/2009	17.46	0.853	18.32
SIM	UG/L	DMW11I-090809	A9I090172010	NM	9/8/2009	9/21/2009	9/21/2009	12.54	0.938	13.47
SIM	UG/L	DMW11S-090809	A9I090172011	NM	9/8/2009	9/21/2009	9/21/2009	12.48	0.823	13.30
SIM	UG/L	MSA-DMW3D-090809	A9I090172001	NM	9/8/2009	9/21/2009	9/21/2009	12.60	0.872	13.47
SIM	UG/L	MSA-MW3-090809	A9I090172012	NM	9/8/2009	9/21/2009	9/21/2009	12.41	0.954	13.36
SIM	UG/L	MSA-MW4-090809	A9I090172013	NM	9/8/2009	9/21/2009	9/21/2009	12.27	0.970	13.24
SIM	UG/L	MSA-MW5-090809	A9I090172009	NM	9/8/2009	9/21/2009	9/21/2009	12.28	0.806	13.09
SIM	UG/L	MSA-MW6-090809	A9I090172007	NM	9/8/2009	9/21/2009	9/21/2009	12.50	0.921	13.42
SIM	UG/L	MSA-DMW1S-090809	A9I090172008	NM	9/8/2009	9/21/2009	9/21/2009	12.42	0.790	13.21
SIM	UG/L	MSA-MW14D-090809	A9I090172003	NM	9/8/2009	9/21/2009	9/21/2009	12.51	0.888	13.4
SIM	UG/L	MSA-MW14I-090809	A9I090172002	NM	9/8/2009	9/21/2009	9/21/2009	12.46	0.839	13.30

SORT	UNITS	NSAMPLE	LAB_ID	QC_TYPE	SAMP_DATE	EXTR_DATE	ANAL_DATE	SMP_EXTR	EXTR_ANL	SMP_ANL
SIM	UG/L	MSA-DMW5I-090809	A9I090172004	NM	9/8/2009	9/21/2009	9/21/2009	12.39	0.904	13.3
DRO	UG/L	MSA-DMW2S-090809	A9I090172006	NM	9/8/2009	9/9/2009	9/10/2009	0.590	1.751	2.342
DRO	UG/L	MSA-DMW1S-090809	A9I090172008	NM	9/8/2009	9/9/2009	9/10/2009	0.417	1.792	2.208
DRO	UG/L	MSA-MW3-090809	A9I090172012	NM	9/8/2009	9/9/2009	9/10/2009	0.408	1.852	2.26
DRO	UG/L	MSA-MW4-090809	A9I090172013	NM	9/8/2009	9/9/2009	9/10/2009	0.269	1.872	2.142
DRO	UG/L	MSA-MW5-090809	A9I090172009	NM	9/8/2009	9/9/2009	9/10/2009	0.285	1.812	2.097
DRO	UG/L	MSA-MW6-090809	A9I090172007	NM	9/8/2009	9/9/2009	9/10/2009	0.503	1.772	2.275
DRO	UG/L	DMW11S-090809	A9I090172011	NM	9/8/2009	9/9/2009	9/10/2009	0.479	1.832	2.311
GRO	UG/L	MSA-MW4-090809	A9I090172013	NM	9/8/2009	9/9/2009	9/10/2009	0.269	1.872	2.142
GRO	UG/L	MSA-MW5-090809	A9I090172009	NM	9/8/2009	9/9/2009	9/10/2009	0.285	1.812	2.097
GRO	UG/L	DMW11S-090809	A9I090172011	NM	9/8/2009	9/15/2009	9/15/2009	6.479	0.542	7.022
GRO	UG/L	MSA-MW3-090809	A9I090172012	NM	9/8/2009	9/9/2009	9/10/2009	0.408	1.852	2.26
GRO	UG/L	MSA-DMW2S-090809	A9I090172006	NM	9/8/2009	9/9/2009	9/10/2009	0.590	1.751	2.342
GRO	UG/L	MSA-DMW1S-090809	A9I090172008	NM	9/8/2009	9/9/2009	9/10/2009	0.417	1.792	2.208
GRO	UG/L	MSA-MW6-090809	A9I090172007	NM	9/8/2009	9/9/2009	9/10/2009	0.503	1.772	2.275

SAMPLE SUMMARY

9I09172 : A9I090172

WO #	SAMPLE#	CLIENT SAMPLE ID	SAMPLED DATE	SAMP TIME
LKHFD	001	MSA-DMW3D-090809	09/08/09	09:35
LKHFT	002	MSA-MW14I-090809	09/08/09	12:55
LKHGC	003	MSA-MW14D-090809	09/08/09	11:50
LKHGM	004	MSA-DMW5I-090809	09/08/09	14:35
LKHGN	005	TB-090809-01	09/08/09	
LKHGP	006	MSA-DMW2S-090809	09/08/09	09:50
LKHGR	007	MSA-MW6-090809	09/08/09	11:55
LKHGV	008	MSA-DMW1S-090809	09/08/09	14:00
LKHGX	009	MSA-MW5-090809	09/08/09	17:10
LKHG1	010	DMW11I-090809	09/08/09	11:07
LKHG3	011	DMW11S-090809	09/08/09	12:30
LKHG6	012	MSA-MW3-090809	09/08/09	14:13
LKHG7	013	MSA-MW4-090809	09/08/09	17:32

NOTE(S):

- The analytical results of the samples listed above are presented on the following pages.
- All calculations are performed before rounding to avoid round-off errors in calculated results.
- Results noted as "ND" were not detected at or above the stated limit.
- This report must not be reproduced, except in full, without the written approval of the laboratory.
- Results for the following parameters are never reported on a dry weight basis: color, corrosivity, density, flashpoint, ignitability, layers, odor, paint filter test, pH, porosity pressure, reactivity, redox potential, specific gravity, spot tests, solids, solubility, temperature, viscosity, and weight.

ANALYTICAL METHODS SUMMARY

9I09172

PARAMETER	ANALYTICAL METHOD
Alkalinity	MCAWW 310.1
Chloride	MCAWW 300.0A
Dissolved Gases in Water	RSK SOP-175
Dissolved Organic Carbon	SW846 9060
Extractable Petroleum Hydrocarbons	SW846 8015B
Filterable Residue (TDS)	MCAWW 160.1
Hexavalent Chromium	SW846 7196A
ICP-MS (6020)	SW846 6020
Mercury in Liquid Waste (Manual Cold-Vapor)	SW846 7470A
Nitrate as N	MCAWW 300.0A
Nitrite as N	MCAWW 300.0A
Perchlorate by 6850	SW846 6850
Phosphate as P, Ortho	MCAWW 300.0A
Sulfate	MCAWW 300.0A
Trace Inductively Coupled Plasma (ICP) Metals	SW846 6010B
Volatile Organics by GC/MS	SW846 8260B
Volatile Organics by GC/MS SIM	SW846 8260B SIM
Volatile Petroleum Hydrocarbons	SW846 8015B

References:

MCAWW "Methods for Chemical Analysis of Water and Wastes", EPA-600/4-79-020, March 1983 and subsequent revisions.

RSK Sample Prep and Calculations for Dissolved Gas Analysis in Water Samples Using a GC Headspace Equilibration Technique, RSKSOP-175, REV. 0, 8/11/94, USEPA Research Lab

SW846 "Test Methods for Evaluating Solid Waste, Physical/Chemical Methods", Third Edition, November 1986 and its updates.

5A
VOLATILE ORGANIC GC/MS TUNING AND MASS
CALIBRATION - BROMOFLUOROBENZENE (BFB)

Lab Name: NORTH CANTON Contract:

Lab Code: TACAN Case No.: SAS No.: SDG No.: 9I09172

Lab File ID: BFB164 BFB Injection Date: 09/17/09

Instrument ID: A3UX11 BFB Injection Time: 1101

Matrix: (soil/water) WATER Level: (low/med) LOW Column: (pack/cap) CAP

m/e	ION ABUNDANCE CRITERIA	% RELATIVE ABUNDANCE
50	15.0 - 40.0% of mass 95	15.8
75	30.0 - 60.0% of mass 95	44.5
95	Base Peak, 100% relative abundance	100.0
96	5.0 - 9.0% of mass 95	6.8
173	Less than 2.0% of mass 174	0.2 (0.2)1
174	50.0 - 100.0% of mass 95	94.9
175	5.0 - 9.0% of mass 174	6.6 (6.9)1
176	Greater than 95.0%, but less than 101.0% of mass 174	91.5 (96.5)1
177	5.0 - 9.0% of mass 176	6.4 (6.9)2

1-Value is % of mass 174 2-Value is % of mass 176

THIS TUNE APPLIES TO THE FOLLOWING SAMPLES, MS, MSD, BLANKS, AND STANDARDS:

	EPA SAMPLE NO.	LAB SAMPLE ID	LAB FILE ID	DATE ANALYZED	TIME ANALYZED
01	VSTD040	200NG-IC	UXJ4465	09/17/09	1131
02	VSTD020	100NG-IC	UXJ4466	09/17/09	1155
03	VSTD010	50NG-IC	UXJ4467	09/17/09	1218
04	VSTD005	25NG-IC	UXJ4468	09/17/09	1242
05	VSTD001	5NG-IC	UXJ4469	09/17/09	1306
06	VSTD002	10NG-IC	UXJ4470	09/17/09	1330
07	VSTD010	A9-CC	UXJ4472	09/17/09	1417
08	LK2MNCHK	LK2MN1AC	UXJ4473	09/17/09	1441
09	LK2MNBLK	LK2MN1AA	UXJ4474	09/17/09	1505
10	LK2MNCKDUP	LK2MN1AD	UXJ4475	09/17/09	1529
11	MSA-DMW3D-09	LKHFD1AA	UXJ4491	09/17/09	2147
12	MSA-MW14I-09	LKHFT1AA	UXJ4492	09/17/09	2211
13	MSA-MW14I-09	LKHFT	UXJ4493	09/17/09	2234
14	MSA-MW14I-09	LKHFT	UXJ4494	09/17/09	2258
15					
16					
17					
18					
19					
20					
21					
22					

Report Date : 17-Sep-2009 13:50

TestAmerica North Canton

INITIAL CALIBRATION DATA

Start Cal Date : 09-JUN-2009 12:04
End Cal Date : 17-SEP-2009 13:30
Quant Method : ISTD
Origin : Disabled
Target Version : 4.14
Integrator : HP RTE
Method file : \\cansvr11\dd\chem\MSV\a3ux11.i\J90917A-IC.b\8260LLUX11.m
Last Edit : 17-Sep-2009 13:49 evansl
Curve Type : Average.

Calibration File Names:
Level 1: \\cansvr11\dd\chem\MSV\a3ux11.i\J90908A-IC.b\UXJ4282.D
Level 2: \\cansvr11\dd\chem\MSV\a3ux11.i\J90908A-IC.b\UXJ4281.D
Level 3: \\cansvr11\dd\chem\MSV\a3ux11.i\J90908A-IC.b\UXJ4280.D
Level 4: \\cansvr11\dd\chem\MSV\a3ux11.i\J90908A-IC.b\UXJ4279.D
Level 5: \\cansvr11\dd\chem\MSV\a3ux11.i\J90908A-IC.b\UXJ4278.D
Level 6: \\cansvr11\dd\chem\MSV\a3ux11.i\J90908A-IC.b\UXJ4277.D

	Compound	5.000 Level 1	10.000 Level 2	25.000 Level 3	50.000 Level 4	100.000 Level 5	200.000 Level 6	RRF	% RSD
	8 Dichlorodifluoromethane	0.21793	0.18764	0.20142	0.19977	0.21215	0.21774	0.20611	5.800
	9 Chloromethane	0.34305	0.31857	0.31717	0.34887	0.34619	0.35543	0.33821	4.815
	10 Vinyl Chloride	0.35231	0.30291	0.31206	0.31148	0.31960	0.31887	0.31954	5.369
	11 Bromomethane	0.10469	0.09297	0.09072	0.09267	0.09664	0.09431	0.09533	5.228
	12 Chloroethane	0.16148	0.14805	0.14009	0.13623	0.13761	0.13553	0.14317	7.025
	13 Trichlorofluoromethane	0.30478	0.27035	0.27538	0.28742	0.30285	0.32355	0.29405	6.831
	14 Dichlorofluoromethane	0.53634	0.51776	0.46800	0.47538	0.48661	0.50485	0.49816	5.271
	15 Acrolein	0.05030	0.04746	0.04789	0.04654	0.04923	0.04902	0.04841	2.813
	16 Acetone	0.22198	0.15086	0.12762	0.11380	0.11122	0.10773	0.13887	31.454
	17 1,1-Dichloroethene	0.40429	0.35642	0.36310	0.35962	0.36298	0.36961	0.36934	4.785
	18 Freon-113	0.13436	0.11465	0.14300	0.14907	0.14896	0.16610	0.14269	12.073
	19 Iodomethane	0.59704	0.54253	0.53199	0.53154	0.52567	0.52683	0.54260	5.037
	20 Carbon Disulfide	0.63422	0.62412	0.73375	0.79085	0.87754	1.01607	0.77942	19.292
	21 Methylene Chloride	0.68703	0.52757	0.44799	0.42793	0.41509	0.42477	0.48840	21.611
	22 Acetonitrile	0.05441	0.04417	0.04515	0.04504	0.04446	0.04304	0.04604	9.056
	23 Acrylonitrile	0.18286	0.17881	0.16600	0.16271	0.16951	0.16707	0.17116	4.623
	24 Methyl tert-butyl ether	1.20320	1.11359	1.11081	1.11517	1.15146	1.19945	1.14895	3.763
	25 trans-1,2-Dichloroethene	0.50775	0.45316	0.44485	0.44276	0.45279	0.46649	0.46130	5.254
	26 Hexane	0.08563	0.06122	0.08373	0.08599	0.08877	0.09127	0.08277	13.146
	27 Vinyl acetate	0.58490	0.56398	0.59179	0.59204	0.65523	0.67820	0.61102	7.353
	28 1,1-Dichloroethane	0.77237	0.70888	0.69542	0.69605	0.71699	0.74671	0.72274	4.252
	29 tert-Butyl Alcohol	0.02855	0.02409	0.02732	0.02733	0.02695	0.02450	0.02646	6.658
	30 2-Butanone	0.20479	0.18184	0.17683	0.17043	0.17848	0.17486	0.18120	6.713
M	31 1,2-Dichloroethene (total)	0.49983	0.44673	0.44284	0.43602	0.44406	0.46059	0.45502	5.142
	32 cis-1,2-dichloroethene	0.49192	0.44031	0.44084	0.42928	0.43534	0.45469	0.44873	5.074
	33 2,2-Dichloropropane	0.30723	0.27991	0.30404	0.31231	0.33068	0.32765	0.31030	5.929
	34 Bromochloromethane	0.23230	0.19793	0.20093	0.20075	0.20397	0.20774	0.20727	6.132
	35 Chloroform	0.66758	0.64451	0.62705	0.61681	0.62979	0.65068	0.63941	2.886

Report Date : 17-Sep-2009 13:50

TestAmerica North Canton

INITIAL CALIBRATION DATA

Start Cal Date : 09-JUN-2009 12:04
End Cal Date : 17-SEP-2009 13:30
Quant Method : ISTD
Origin : Disabled
Target Version : 4.14
Integrator : HP RTE
Method file : \\cansvr11\dd\chem\MSV\a3ux11.i\J90917A-IC.b\8260LLUX11.m
Last Edit : 17-Sep-2009 13:49 evansl
Curve Type : Average

	Compound	5.000 Level 1	10.000 Level 2	25.000 Level 3	50.000 Level 4	100.000 Level 5	200.000 Level 6	RRF	% RSD	
	36 Tetrahydrofuran	0.13014	0.11713	0.10961	0.10762	0.11458	0.10824	0.11455	7.427	
	37 1,1,1-Trichloroethane	0.39636	0.38795	0.42194	0.42203	0.43197	0.44223	0.41708	5.007	
	38 1,1-Dichloropropene	0.51139	0.46049	0.51472	0.51569	0.53029	0.54785	0.51341	5.700	
	39 Carbon Tetrachloride	0.31184	0.29757	0.33434	0.34231	0.36319	0.38496	0.33903	9.498	
	40 1,2-Dichloroethane	0.50511	0.46122	0.45025	0.44739	0.45098	0.45789	0.46214	4.690	
	41 Benzene	1.83894	1.67627	1.69072	1.67827	1.73428	1.82819	1.74111	4.290	
	42 Trichloroethene	0.42110	0.36635	0.38672	0.38965	0.39823	0.40871	0.39513	4.798	
	43 1,2-Dichloropropane	0.44490	0.38734	0.39865	0.39609	0.40242	0.40724	0.40611	4.959	
	44 1,4-Dioxane	0.00214	0.00131	0.00259	0.00278	0.00270	0.00204	0.00226	~~24.487~~	<-
	45 Dibromomethane	0.21623	0.20726	0.20709	0.20853	0.21038	0.21090	0.21007	1.620	
	46 Bromodichloromethane	0.31911	0.31923	0.34176	0.36257	0.39263	0.42344	0.35979	11.635	
	47 2-Chloroethyl vinyl ether	0.22774	0.22909	0.23927	0.25157	0.26893	0.26211	0.24645	6.981	
	48 cis-1,3-Dichloropropene	0.47038	0.43144	0.50207	0.52349	0.57082	0.60682	0.51750	12.440	
	49 4-Methyl-2-pentanone	0.30636	0.30012	0.30948	0.31595	0.33600	0.32315	0.31518	4.100	
	50 Toluene	2.63323	2.32890	2.42821	2.38489	2.44872	2.50371	2.45461	4.300	
	51 trans-1,3-Dichloropropene	0.50405	0.50183	0.57794	0.62419	0.68080	0.75018	0.60650	16.280	
	52 Ethyl Methacrylate	0.63768	0.60644	0.68039	0.70742	0.74183	0.76390	0.68961	8.764	
	53 1,1,2-Trichloroethane	0.49154	0.47462	0.47509	0.44895	0.45887	0.46297	0.46867	3.189	
	54 1,3-Dichloropropane	0.93486	0.83335	0.86291	0.84681	0.86290	0.88518	0.87100	4.112	
	55 Tetrachloroethene	0.47006	0.41427	0.44470	0.43278	0.43182	0.44952	0.44053	4.302	
	56 2-Hexanone	0.28524	0.29706	0.30120	0.30599	0.31964	0.31319	0.30372	4.006	
	57 Dibromochloromethane	0.25510	0.25905	0.29478	0.32112	0.36274	0.44145	0.32237	21.981	
	58 1,2-Dibromoethane	0.47796	0.40320	0.43664	0.43556	0.44546	0.45258	0.44190	5.536	
	59 Chlorobenzene	1.63275	1.43274	1.42919	1.41100	1.43376	1.49038	1.47164	5.664	
	60 1,1,1,2-Tetrachloroethane	0.39551	0.39426	0.40767	0.41538	0.43049	0.45984	0.41719	5.955	
	61 Ethylbenzene	0.75693	0.69944	0.75787	0.74177	0.76152	0.79977	0.75288	4.322	
	62 m + p-Xylene	0.94971	0.84270	0.93330	0.92489	0.95525	1.01219	0.93634	5.888	
M	63 Xylenes (total)	0.91869	0.82712	0.90227	0.90597	0.93023	0.97785	0.91036	5.389	
	64 Xylene-o	0.85662	0.79596	0.84023	0.86813	0.88019	0.90917	0.85838	4.476	
	65 Styrene	1.42898	1.39464	1.50117	1.52008	1.58726	1.67276	1.51748	6.732	
	66 Bromoform	0.07542	0.08757	0.11640	0.13151	0.17021	0.24627	0.13790	45.553	<-
	67 Isopropylbenzene	1.83962	1.69098	1.93929	1.95521	2.01647	2.11944	1.92684	7.674	
	68 1,1,2,2-Tetrachloroethane	1.35375	1.22521	1.25040	1.23045	1.35809	1.37040	1.29805	5.347	
	69 1,4-Dichloro-2-butene	0.05282	0.07886	0.11313	0.14646	0.21504	0.35131	0.15960	68.681	<-
	70 1,2,3-Trichloropropane	0.38018	0.36536	0.36262	0.36075	0.37926	0.38623	0.37240	2.892	
	71 Bromobenzene	1.44392	1.34944	1.41057	1.34260	1.45981	1.56220	1.42809	5.692	

Report Date : 17-Sep-2009 13:50

TestAmerica North Canton

INITIAL CALIBRATION DATA

Start Cal Date : 09-JUN-2009 12:04
End Cal Date : 17-SEP-2009 13:30
Quant Method : ISTD
Origin : Disabled
Target Version : 4.14
Integrator : HP RTE
Method file : \\cansvr11\dd\chem\MSV\a3ux11.i\J90917A-IC.b\8260LLUX11.m
Last Edit : 17-Sep-2009 13:49 evansl
Curve Type : Average

Compound	5.000 Level 1	10.000 Level 2	25.000 Level 3	50.000 Level 4	100.000 Level 5	200.000 Level 6	RRF	% RSD	
72 n-Propylbenzene	1.27800	1.14727	1.31330	1.27245	1.37218	1.48068	1.31065	8.491	
73 2-Chlorotoluene	1.25721	1.14307	1.17579	1.18960	1.26373	1.32684	1.22604	5.567	
74 1,3,5-Trimethylbenzene	3.29588	3.04548	3.42752	3.39632	3.65284	3.88613	3.45069	8.420	
75 4-Chlorotoluene	1.35768	1.17163	1.26086	1.21769	1.29952	1.35417	1.27692	5.845	
76 tert-Butylbenzene	2.65175	2.29319	2.71572	2.70910	2.94934	3.12515	2.74071	10.335	
77 1,2,4-Trimethylbenzene	3.17102	2.95280	3.30325	3.34373	3.56456	3.68346	3.33647	7.909	
78 sec-Butylbenzene	3.46648	2.96776	3.59210	3.59607	3.85442	4.07969	3.59275	10.505	
79 4-Isopropyltoluene	2.58575	2.18760	2.72850	2.75507	2.91993	3.04821	2.70418	11.081	
80 1,3-Dichlorobenzene	2.22483	1.79006	1.94059	1.91983	1.95441	1.99308	1.97047	7.230	
81 1,4-Dichlorobenzene	2.37395	1.95776	2.00601	1.91609	1.99364	2.01901	2.04441	8.105	
82 n-Butylbenzene	1.81513	1.52537	1.93009	1.93310	2.08606	2.21565	1.91757	12.384	
83 1,2-Dichlorobenzene	1.79326	1.57375	1.66443	1.57776	1.67553	1.68802	1.66213	4.886	
84 1,2-Dibromo-3-chloropropane	0.06828	0.05999	0.07164	0.08162	0.10495	0.12678	0.08554	29.740	
85 1,2,4-Trichlorobenzene	0.87984	0.71572	0.75565	0.78162	0.83682	0.92390	0.81559	9.659	
86 Hexachlorobutadiene	0.41578	0.27399	0.35516	0.33886	0.36294	0.38652	0.35554	13.531	
87 Naphthalene	2.02197	1.64071	2.08294	2.17264	2.54687	2.72991	2.19917	17.729	
88 1,2,3-Trichlorobenzene	0.84018	0.68841	0.77331	0.75133	0.81982	0.87066	0.79062	8.391	
89 Ethyl Ether	0.53811	0.51534	0.48850	0.45326	0.49761	0.49746	0.49838	5.676	
90 Ethanol	+++++	+++++	+++++	+++++	+++++	+++++	+++++	+++++	<-
91 3-Chloropropene	0.20283	0.19154	0.22167	0.22205	0.23921	0.16686	0.20736	12.475	
92 Isopropyl Ether	0.36975	0.37491	0.36939	0.36149	0.42590	0.44465	0.39102	8.965	
93 2-Chloro-1,3-butadiene	0.50442	0.55042	0.55060	0.51764	0.58267	0.60271	0.55141	6.766	
94 Propionitrile	0.05792	0.05778	0.05875	0.05692	0.05992	0.06001	0.05855	2.119	
95 Ethyl Acetate	0.44349	0.41626	0.40599	0.39570	0.44052	0.45511	0.42618	5.530	
96 Methacrylonitrile	0.30388	0.29132	0.27434	0.26958	0.29311	0.29049	0.28712	4.452	
97 Isobutanol	0.01386	0.01455	0.01493	0.01727	0.02009	0.01953	0.01670	15.979	
98 Cyclohexane	0.55370	0.48161	0.60210	0.62090	0.63535	0.66598	0.59327	11.164	
99 n-Butanol	0.00880	0.00798	0.00939	0.01072	0.01415	0.01407	0.01085	24.687	<-
100 Methyl Methacrylate	0.31351	0.32140	0.33222	0.32356	0.35193	0.37245	0.33584	6.618	
101 2-Nitropropane	0.03868	0.04329	0.04911	0.05498	0.06203	0.07289	0.05350	23.557	
102 Chloropicrin	+++++	+++++	+++++	+++++	+++++	+++++	+++++	+++++	<-
103 Cyclohexanone	+++++	+++++	+++++	+++++	+++++	+++++	+++++	+++++	
104 Pentachloroethane	+++++	+++++	+++++	+++++	+++++	+++++	+++++	+++++	<-
105 Benzyl Chloride	+++++	+++++	+++++	+++++	+++++	+++++	+++++	+++++	<-
134 Thiophene	+++++	+++++	+++++	+++++	+++++	+++++	+++++	+++++	<-
135 Crotononitrile(1st Isomer)	+++++	+++++	+++++	+++++	+++++	+++++	+++++	+++++	<-

Report Date : 17-Sep-2009 13:50

TestAmerica North Canton

INITIAL CALIBRATION DATA

Start Cal Date : 09-JUN-2009 12:04
End Cal Date : 17-SEP-2009 13:30
Quant Method : ISTD
Origin : Disabled
Target Version : 4.14
Integrator : HP RTE
Method file : \\cansvr11\dd\chem\MSV\a3ux11.i\J90917A-IC.b\8260LLUX11.m
Last Edit : 17-Sep-2009 13:49 evansl
Curve Type : Average

	Compound	5.000 Level 1	10.000 Level 2	25.000 Level 3	50.000 Level 4	100.000 Level 5	200.000 Level 6	RRF	% RSD	
	136 Crotononitrile(2nd Isomer)	+++++	+++++	+++++	+++++	+++++	+++++	+++++	+++++	<-
M	137 Total Crotononitrile	+++++	+++++	+++++	+++++	+++++	+++++	+++++	+++++	<-
	138 Paraldehyde	+++++	+++++	+++++	+++++	+++++	+++++	+++++	+++++	<-
	139 3,3,5-Trimethylcyclohexanone	+++++	+++++	+++++	+++++	+++++	+++++	+++++	+++++	<-
	140 1-Chlorohexane	+++++	+++++	+++++	+++++	+++++	+++++	+++++	+++++	<-
	141 1,3,5-Trichlorobenzene	0.93702	0.71372	0.76184	0.76840	0.85170	0.94038	0.82884	11.580	
	143 Methyl Acetate	0.43532	0.39175	0.37920	0.36991	0.38084	0.37717	0.38903	6.105	
	144 Methylcyclohexane	0.45976	0.37785	0.52700	0.54614	0.57582	0.59407	0.51344	15.801	
	145 Dimethoxymethane	+++++	+++++	+++++	+++++	+++++	+++++	+++++	+++++	<-
	146 2-Methylnaphthalene	1.11726	1.06661	0.93978	0.97052	1.11855	1.06987	1.04710	7.186	
	147 Tetrahydrothiophene	+++++	+++++	+++++	+++++	+++++	+++++	+++++	+++++	<-
	148 1,4-Dichlorobutane	+++++	+++++	+++++	+++++	+++++	+++++	+++++	+++++	<-
	149 Ethyl Acrylate	0.33314	0.34389	0.37136	0.41117	0.46504	0.47592	0.40009	15.227	
	150 Vinyl Acetate-86	0.06406	0.06356	0.06630	0.06613	0.07298	0.07382	0.06781	6.597	
	151 1,3-Butadiene	+++++	+++++	+++++	+++++	+++++	+++++	+++++	+++++	<-
	152 n-Heptane	+++++	+++++	+++++	+++++	+++++	+++++	+++++	+++++	<-
	155 t-Butyl ethyl ether	0.94557	0.87234	0.89205	0.84351	1.00564	1.06476	0.93731	9.059	
	156 t-Amyl methyl ether	0.75671	0.73006	0.72914	0.70769	0.82038	0.86485	0.76814	7.991	
	157 1,2,3-Trimethylbenzene	3.07664	3.06877	3.06366	3.06631	3.53762	3.70781	3.25347	8.946	
$	4 Dibromofluoromethane	0.34533	0.33764	0.34391	0.33302	0.34707	0.35700	0.34400	2.401	
$	5 1,2-Dichloroethane-d4	0.40383	0.41110	0.38105	0.37644	0.37588	0.38357	0.38864	3.868	
$	6 Toluene-d8	2.12038	2.02009	2.04346	2.04964	2.08753	2.20414	2.08754	3.221	
$	7 Bromofluorobenzene	0.56734	0.56106	0.58256	0.56737	0.58158	0.58247	0.57373	1.668	

SW846 8260B METHOD BLANK SUMMARY

BLANK WORKORDER NO.: LK2MN1AA

Lab Name: TestAmerica Laboratories, Inc.

Lab Code: TALCAN SDG Number: 9I09172

Lab File ID: UXJ4474.D Lot Number: A9I090172

Date Analyzed: 09/17/09 Time Analyzed: 15:05

Matrix: WATER Date Extracted: 09/17/09

GC Column: DB 624 ID: .18 Extraction Method: 5030B/8260B

Instrument ID: UX11 Level: (low/med) LOW

THIS METHOD BLANK APPLIES TO THE FOLLOWING SAMPLES, LCS, LCSD, MS , MSD:

	CLIENT ID.	SAMPLE WORK ORDER #	LAB FILE ID	DATE ANALYZED	TIME ANALYZED
01	MSA-DMW3D-090809	LKHFD1AA	UXJ4491.D	09/17/09	21:47
02	MSA-MW14I-090809	LKHFT1AA	UXJ4492.D	09/17/09	22:11
03	MSA-MW14I-090809	LKHFT1EX S	UXJ4493.D	09/17/09	22:34
04	MSA-MW14I-090809	LKHFT1E0 D	UXJ4494.D	09/17/09	22:58
05	CHECK SAMPLE	LK2MN1AC C	UXJ4473.D	09/17/09	14:41
06	DUPLICATE CHECK	LK2MN1AD L	UXJ4475.D	09/17/09	15:29
07					
08					
09					
10					
11					
12					
13					
14					
15					
16					
17					
18					
19					
20					
21					
22					
23					
24					
25					
26					
27					
28					
29					
30					

COMMENTS:

FORM IV

METHOD BLANK REPORT

GC/MS Volatiles

Client Lot #...: 9I09172 **Work Order #...:** LK2MN1AA **Matrix.....:** WATER
MB Lot-Sample #: A9I180000-158

Prep Date.....: 09/17/09 **Final Wgt/Vol..:** 5 mL
Analysis Date..: 09/17/09 **Prep Batch #...:** 9261158
Dilution Factor: 1 **Initial Wgt/Vol:** 5 mL

PARAMETER	RESULT	REPORTING LIMIT	UNITS	METHOD
Acetone	ND	5.0	ug/L	SW846 8260B
Bromobenzene	ND	1.0	ug/L	SW846 8260B
Bromochloromethane	ND	1.0	ug/L	SW846 8260B
Bromodichloromethane	ND	1.0	ug/L	SW846 8260B
2-Butanone	ND	5.0	ug/L	SW846 8260B
n-Butylbenzene	ND	1.0	ug/L	SW846 8260B
sec-Butylbenzene	ND	1.0	ug/L	SW846 8260B
tert-Butylbenzene	ND	1.0	ug/L	SW846 8260B
Carbon disulfide	ND	1.0	ug/L	SW846 8260B
Dibromochloromethane	ND	1.0	ug/L	SW846 8260B
1,2-Dibromo-3-chloro-propane	ND	2.0	ug/L	SW846 8260B
2-Chloroethyl vinyl ether	ND	5.0	ug/L	SW846 8260B
2-Chlorotoluene	ND	1.0	ug/L	SW846 8260B
4-Chlorotoluene	ND	1.0	ug/L	SW846 8260B
1,2-Dibromoethane	ND	1.0	ug/L	SW846 8260B
Dibromomethane	ND	1.0	ug/L	SW846 8260B
1,2-Dichlorobenzene	ND	1.0	ug/L	SW846 8260B
1,3-Dichlorobenzene	ND	1.0	ug/L	SW846 8260B
1,4-Dichlorobenzene	ND	1.0	ug/L	SW846 8260B
Dichlorodifluoromethane	ND	1.0	ug/L	SW846 8260B
cis-1,2-Dichloroethene	ND	1.0	ug/L	SW846 8260B
trans-1,2-Dichloroethene	ND	1.0	ug/L	SW846 8260B
1,3-Dichloropropane	ND	1.0	ug/L	SW846 8260B
2,2-Dichloropropane	ND	1.0	ug/L	SW846 8260B
1,1-Dichloropropene	ND	1.0	ug/L	SW846 8260B
Trichlorofluoromethane	ND	1.0	ug/L	SW846 8260B
Hexachlorobutadiene	**0.34 J**	**1.0**	**ug/L**	**SW846 8260B**
2-Hexanone	ND	5.0	ug/L	SW846 8260B
Isopropylbenzene	ND	1.0	ug/L	SW846 8260B
p-Isopropyltoluene	ND	1.0	ug/L	SW846 8260B
tert-Butyl alcohol	**8.3 J**	**20**	**ug/L**	**SW846 8260B**
4-Methyl-2-pentanone	ND	5.0	ug/L	SW846 8260B
Naphthalene	ND	1.0	ug/L	SW846 8260B
n-Propylbenzene	ND	1.0	ug/L	SW846 8260B
Styrene	ND	1.0	ug/L	SW846 8260B
1,1,1,2-Tetrachloroethane	ND	1.0	ug/L	SW846 8260B
1,2,3-Trichlorobenzene	ND	1.0	ug/L	SW846 8260B
1,2,4-Trichloro-benzene	ND	1.0	ug/L	SW846 8260B
1,2,3-Trichloropropane	ND	1.0	ug/L	SW846 8260B

(Continued on next page)

METHOD BLANK REPORT

GC/MS Volatiles

Client Lot #...: 9I09172 **Work Order #...:** LK2MN1AA **Matrix.....:** WATER

PARAMETER	RESULT	REPORTING LIMIT	UNITS	METHOD
1,1,2-Trichloro-1,2,2-trifluoroethane	ND	1.0	ug/L	SW846 8260B
1,2,4-Trimethylbenzene	ND	1.0	ug/L	SW846 8260B
Vinyl acetate	ND	2.0	ug/L	SW846 8260B
o-Xylene	ND	1.0	ug/L	SW846 8260B
Xylenes (total)	ND	2.0	ug/L	SW846 8260B
Methyl tert-butyl ether	ND	5.0	ug/L	SW846 8260B
m-Xylene & p-Xylene	ND	2.0	ug/L	SW846 8260B
1,2,3-Trimethylbenzene	ND	5.0	ug/L	SW846 8260B
Diisopropyl Ether (DIPE)	ND	5.0	ug/L	SW846 8260B
Ethyl-t-Butyl Ether (ETBE	ND	5.0	ug/L	SW846 8260B
Tert-amyl methyl ether (T	ND	5.0	ug/L	SW846 8260B
Benzene	ND	1.0	ug/L	SW846 8260B
Bromoform	ND	1.0	ug/L	SW846 8260B
Bromomethane	ND	1.0	ug/L	SW846 8260B
Carbon tetrachloride	ND	1.0	ug/L	SW846 8260B
Chlorobenzene	ND	1.0	ug/L	SW846 8260B
Chloroethane	ND	1.0	ug/L	SW846 8260B
Chloroform	ND	1.0	ug/L	SW846 8260B
Chloromethane	ND	1.0	ug/L	SW846 8260B
1,1-Dichloroethane	ND	1.0	ug/L	SW846 8260B
1,2-Dichloroethane	ND	1.0	ug/L	SW846 8260B
1,1-Dichloroethene	ND	1.0	ug/L	SW846 8260B
1,2-Dichloropropane	ND	1.0	ug/L	SW846 8260B
cis-1,3-Dichloropropene	ND	1.0	ug/L	SW846 8260B
trans-1,3-Dichloropropene	ND	1.0	ug/L	SW846 8260B
Ethylbenzene	ND	1.0	ug/L	SW846 8260B
Methylene chloride	ND	1.0	ug/L	SW846 8260B
1,1,2,2-Tetrachloroethane	ND	1.0	ug/L	SW846 8260B
Tetrachloroethene	ND	1.0	ug/L	SW846 8260B
Toluene	ND	1.0	ug/L	SW846 8260B
1,1,1-Trichloroethane	ND	1.0	ug/L	SW846 8260B
Trichloroethene	ND	1.0	ug/L	SW846 8260B
Vinyl chloride	ND	1.0	ug/L	SW846 8260B

SURROGATE	PERCENT RECOVERY	RECOVERY LIMITS
Dibromofluoromethane	81	(73 - 122)
1,2-Dichloroethane-d4	82	(61 - 128)
Toluene-d8	84	(76 - 110)
4-Bromofluorobenzene	86	(74 - 116)

NOTE(S):

Calculations are performed before rounding to avoid round-off errors in calculated results.

J Estimated result. Result is less than RL.

5A

VOLATILE ORGANIC GC/MS TUNING AND MASS CALIBRATION - BROMOFLUOROBENZENE (BFB)

Lab Name: NORTH CANTON Contract:

Lab Code: TACAN Case No.: SAS No.: SDG No.: 9I09172

Lab File ID: BFB165 BFB Injection Date: 09/18/09

Instrument ID: A3UX11 BFB Injection Time: 0914

Matrix: (soil/water) WATER Level: (low/med) LOW Column: (pack/cap) CAP

m/e	ION ABUNDANCE CRITERIA	% RELATIVE ABUNDANCE
50	15.0 - 40.0% of mass 95	16.7
75	30.0 - 60.0% of mass 95	46.5
95	Base Peak, 100% relative abundance	100.0
96	5.0 - 9.0% of mass 95	6.6
173	Less than 2.0% of mass 174	0.0 (0.0)1
174	50.0 - 100.0% of mass 95	92.1
175	5.0 - 9.0% of mass 174	6.4 (6.9)1
176	Greater than 95.0%, but less than 101.0% of mass 174	90.9 (98.6)1
177	5.0 - 9.0% of mass 176	6.2 (6.8)2

1-Value is % of mass 174 2-Value is % of mass 176

THIS TUNE APPLIES TO THE FOLLOWING SAMPLES, MS, MSD, BLANKS, AND STANDARDS:

	EPA SAMPLE NO.	LAB SAMPLE ID	LAB FILE ID	DATE ANALYZED	TIME ANALYZED
01	VSTD010	50NG-CC	UXJ4495	09/18/09	0937
02	VSTD010	50NG-A9CC	UXJ4496	09/18/09	1001
03	LK6JLCHK	LK6JL1AC	UXJ4497	09/18/09	1025
04	LK6JLCKDUP	LK6JL1AD	UXJ4498	09/18/09	1049
05	LK6JLBLK	LK6JL1AA	UXJ4499	09/18/09	1112
06	MSA-MW14D-09	LKHGC1AM	UXJ4517	09/18/09	1824
07	MSA-DMW5I-09	LKHGM1AM	UXJ4518	09/18/09	1848
08	TB-090809-01	LKHGN1AA	UXJ4519	09/18/09	1912
09	MSA-MW3-0908	LKHG61AM	UXJ4520	09/18/09	1936
10	MSA-MW4-0908	LKHG71AA	UXJ4521	09/18/09	1959
11					
12					
13					
14					
15					
16					
17					
18					
19					
20					
21					
22					

Data File: \\cansvr11\dd\chem\MSV\a3ux11.i\J90918A.b\UXJ4495.D
Report Date: 18-Sep-2009 10:46

TestAmerica North Canton

CONTINUING CALIBRATION COMPOUNDS

Instrument ID: a3ux11.i Injection Date: 18-SEP-2009 09:37
Lab File ID: UXJ4495.D Init. Cal. Date(s): 09-JUN-2009 17-SEP-2009
Analysis Type: WATER Init. Cal. Times: 12:04 13:30
Lab Sample ID: 50NG-CC Quant Type: ISTD
Method: \\cansvr11\dd\chem\MSV\a3ux11.i\J90918A.b\8260LLUX11.m

COMPOUND	RRF / AMOUNT	RF50	CCAL RRF50	MIN RRF	%D / %DRIFT	MAX %D / %DRIFT	CURVE TYPE	
$ 4 Dibromofluoromethane	0.34400	0.30241	0.30241	0.010	12.08920	50.00000	Averaged	
$ 5 1,2-Dichloroethane-d4	0.38864	0.32318	0.32318	0.010	16.84405	50.00000	Averaged	
$ 6 Toluene-d8	2.08754	1.82458	1.82458	0.010	12.59674	50.00000	Averaged	
$ 7 Bromofluorobenzene	0.57373	0.53130	0.53130	0.010	7.39463	50.00000	Averaged	
8 Dichlorodifluoromethane	0.20611	0.22239	0.22239	0.010	-7.89955	50.00000	Averaged	
9 Chloromethane	0.33821	0.35391	0.35391	0.100	-4.63994	50.00000	Averaged	
10 Vinyl Chloride	0.31954	0.36010	0.36010	0.010	-12.69419	20.00000	Averaged	
11 Bromomethane	0.09533	0.10469	0.10469	0.010	-9.81624	50.00000	Averaged	
12 Chloroethane	0.14317	0.15110	0.15110	0.010	-5.54189	50.00000	Averaged	
13 Trichlorofluoromethane	0.29405	0.35006	0.35006	0.010	-19.04621	50.00000	Averaged	
15 Acrolein	0.04841	0.04710	0.04710	0.010	2.70613	50.00000	Averaged	NOT TARGET
16 Acetone	100	106	0.12198	0.010	-5.89815	0.000e+000	Wt Linear	
17 1,1-Dichloroethene	0.36934	0.37925	0.37925	0.010	-2.68381	20.00000	Averaged	
18 Freon-113	0.14269	0.14496	0.14496	0.010	-1.59310	50.00000	Averaged	
19 Iodomethane	0.54260	0.60180	0.60180	0.010	-10.91031	50.00000	Averaged	
20 Carbon Disulfide	50.00000	52.92468	0.96801	0.010	-5.84935	0.000e+000	Wt Linear	
21 Methylene Chloride	50.00000	55.44823	0.48088	0.010	-10.89645	0.000e+000	Wt Linear	
22 Acetonitrile	0.04604	0.05208	0.05208	0.010	-13.10400	50.00000	Averaged	
23 Acrylonitrile	0.17116	0.17292	0.17292	0.010	-1.02975	50.00000	Averaged	
24 Methyl tert-butyl ether	1.14895	1.15439	1.15439	0.010	-0.47355	50.00000	Averaged	
25 trans-1,2-Dichloroethene	0.46130	0.45439	0.45439	0.010	1.49832	50.00000	Averaged	
26 Hexane	0.08277	0.07678	0.07678	0.010	7.23758	20.00000	Averaged	
27 Vinyl acetate	0.61102	0.56863	0.56863	0.010	6.93807	50.00000	Averaged	
28 1,1-Dichloroethane	0.72274	0.73840	0.73840	0.100	-2.16795	50.00000	Averaged	
29 tert-Butyl Alcohol	0.02646	0.02832	0.02832	0.010	-7.02929	50.00000	Averaged	
30 2-Butanone	0.18120	0.16964	0.16964	0.010	6.37955	50.00000	Averaged	
M 31 1,2-Dichloroethene (total)	0.45502	0.45452	0.45452	0.010	0.10937	50.00000	Averaged	
32 cis-1,2-dichloroethene	0.44873	0.45465	0.45465	0.010	-1.31876	50.00000	Averaged	
33 2,2-Dichloropropane	0.31030	0.32683	0.32683	0.010	-5.32481	50.00000	Averaged	
34 Bromochloromethane	0.20727	0.21168	0.21168	0.010	-2.12688	50.00000	Averaged	
35 Chloroform	0.63941	0.64897	0.64897	0.010	-1.49551	20.00000	Averaged	
36 Tetrahydrofuran	0.11455	0.10711	0.10711	0.010	6.49756	50.00000	Averaged	
37 1,1,1-Trichloroethane	0.41708	0.44388	0.44388	0.010	-6.42566	50.00000	Averaged	
38 1,1-Dichloropropene	0.51341	0.51219	0.51219	0.010	0.23614	50.00000	Averaged	
39 Carbon Tetrachloride	0.33903	0.35211	0.35211	0.010	-3.85616	50.00000	Averaged	
40 1,2-Dichloroethane	0.46214	0.47104	0.47104	0.010	-1.92590	50.00000	Averaged	
41 Benzene	1.74111	1.71743	1.71743	0.010	1.36042	50.00000	Averaged	
42 Trichloroethene	0.39513	0.39193	0.39193	0.010	0.80912	50.00000	Averaged	
43 1,2-Dichloropropane	0.40611	0.40388	0.40388	0.010	0.54736	20.00000	Averaged	
44 1,4-Dioxane	2500	2181	0.00269	0.010	12.77051	0.000e+000	Quadratic	<-
45 Dibromomethane	0.21007	0.20926	0.20926	0.010	0.38211	50.00000	Averaged	
46 Bromodichloromethane	0.35979	0.39522	0.39522	0.010	-9.84666	50.00000	Averaged	
47 2-Chloroethyl vinyl ether	0.24645	0.24495	0.24495	0.010	0.60853	50.00000	Averaged	

Data File: \\cansvr11\dd\chem\MSV\a3ux11.i\J90918A.b\UXJ4495.D
Report Date: 18-Sep-2009 10:46

TestAmerica North Canton

CONTINUING CALIBRATION COMPOUNDS

Instrument ID: a3ux11.i Injection Date: 18-SEP-2009 09:37
Lab File ID: UXJ4495.D Init. Cal. Date(s): 09-JUN-2009 17-SEP-2009
Analysis Type: WATER Init. Cal. Times: 12:04 13:30
Lab Sample ID: 50NG-CC Quant Type: ISTD
Method: \\cansvr11\dd\chem\MSV\a3ux11.i\J90918A.b\8260LLUX11.m

COMPOUND	RRF / AMOUNT	RF50	CCAL RRF50	MIN RRF	%D / %DRIFT	MAX %D / %DRIFT	CURVE TYPE
48 cis-1,3-Dichloropropene	0.51750	0.52313	0.52313	0.010	-1.08781	50.00000	Averaged
49 4-Methyl-2-pentanone	0.31518	0.30182	0.30182	0.010	4.23728	50.00000	Averaged
50 Toluene	2.45461	2.42792	2.42792	0.010	1.08733	20.00000	Averaged
51 trans-1,3-Dichloropropene	50.00000	45.16097	0.61888	0.010	9.67807	0.000e+000	Wt Linear
52 Ethyl Methacrylate	0.68961	0.67989	0.67989	0.010	1.40937	50.00000	Averaged
53 1,1,2-Trichloroethane	0.46867	0.45759	0.45759	0.010	2.36533	50.00000	Averaged
54 1,3-Dichloropropane	0.87100	0.85078	0.85078	0.010	2.32204	50.00000	Averaged
55 Tetrachloroethene	0.44053	0.42378	0.42378	0.010	3.80048	50.00000	Averaged
56 2-Hexanone	0.30372	0.28994	0.28994	0.010	4.53758	50.00000	Averaged
57 Dibromochloromethane	50.00000	56.31546	0.37555	0.010	-12.63091	0.000e+000	Quadratic
58 1,2-Dibromoethane	0.44190	0.43615	0.43615	0.010	1.30140	50.00000	Averaged
59 Chlorobenzene	1.47164	1.41773	1.41773	0.300	3.66282	50.00000	Averaged
60 1,1,1,2-Tetrachloroethane	0.41719	0.42618	0.42618	0.010	-2.15559	50.00000	Averaged
61 Ethylbenzene	0.75288	0.74748	0.74748	0.010	0.71817	20.00000	Averaged
62 m + p-Xylene	0.93634	0.93934	0.93934	0.010	-0.32046	50.00000	Averaged
M 63 Xylenes (total)	0.91036	0.91308	0.91308	0.010	-0.29871	50.00000	Averaged
64 Xylene-o	0.85838	0.86054	0.86054	0.010	-0.25138	50.00000	Averaged
65 Styrene	1.51748	1.52847	1.52847	0.010	-0.72449	50.00000	Averaged
66 Bromoform	50.00000	61.20627	0.18344	0.100	-22.41254	0.000e+000	Quadratic
67 Isopropylbenzene	1.92684	1.91588	1.91588	0.010	0.56897	50.00000	Averaged
68 1,1,2,2-Tetrachloroethane	1.29805	1.21863	1.21863	0.300	6.11852	50.00000	Averaged
69 1,4-Dichloro-2-butene	50.00000	44.19260	0.14785	0.010	11.61480	0.000e+000	Quadratic
70 1,2,3-Trichloropropane	0.37240	0.34625	0.34625	0.010	7.02296	50.00000	Averaged
71 Bromobenzene	1.42809	1.35255	1.35255	0.010	5.28923	50.00000	Averaged
72 n-Propylbenzene	1.31065	1.22361	1.22361	0.010	6.64054	50.00000	Averaged
73 2-Chlorotoluene	1.22604	1.16408	1.16408	0.010	5.05324	50.00000	Averaged
74 1,3,5-Trimethylbenzene	3.45069	3.39212	3.39212	0.010	1.69755	50.00000	Averaged
75 4-Chlorotoluene	1.27692	1.19543	1.19543	0.010	6.38187	50.00000	Averaged
76 tert-Butylbenzene	2.74071	2.62154	2.62154	0.010	4.34803	50.00000	Averaged
77 1,2,4-Trimethylbenzene	3.33647	3.34446	3.34446	0.010	-0.23937	50.00000	Averaged
78 sec-Butylbenzene	3.59275	3.49880	3.49880	0.010	2.61504	50.00000	Averaged
79 4-Isopropyltoluene	2.70418	2.68534	2.68534	0.010	0.69649	50.00000	Averaged
80 1,3-Dichlorobenzene	1.97047	1.90326	1.90326	0.010	3.41077	50.00000	Averaged
81 1,4-Dichlorobenzene	2.04441	1.95290	1.95290	0.010	4.47619	50.00000	Averaged
82 n-Butylbenzene	1.91757	1.89675	1.89675	0.010	1.08555	50.00000	Averaged
83 1,2-Dichlorobenzene	1.66213	1.62756	1.62756	0.010	2.07998	50.00000	Averaged
84 1,2-Dibromo-3-chloropropane	50.00000	48.31171	0.08720	0.010	3.37658	0.000e+000	Quadratic
85 1,2,4-Trichlorobenzene	0.81559	0.71756	0.71756	0.010	12.02056	50.00000	Averaged
86 Hexachlorobutadiene	0.35554	0.29002	0.29002	0.010	18.42872	50.00000	Averaged
87 Naphthalene	50.00000	39.77081	1.96863	0.010	20.45839	0.000e+000	Wt Linear
88 1,2,3-Trichlorobenzene	0.79062	0.70892	0.70892	0.010	10.33264	50.00000	Averaged
98 Cyclohexane	0.59327	0.57671	0.57671	0.010	2.79175	50.00000	Averaged
143 Methyl Acetate	0.38903	0.40107	0.40107	0.010	-3.09585	50.00000	Averaged

Data File: \\cansvr11\dd\chem\MSV\a3ux11.i\J90918A.b\UXJ4495.D
Report Date: 18-Sep-2009 10:46

TestAmerica North Canton

CONTINUING CALIBRATION COMPOUNDS

Instrument ID: a3ux11.i Injection Date: 18-SEP-2009 09:37
Lab File ID: UXJ4495.D Init. Cal. Date(s): 09-JUN-2009 17-SEP-2009
Analysis Type: WATER Init. Cal. Times: 12:04 13:30
Lab Sample ID: 50NG-CC Quant Type: ISTD
Method: \\cansvr11\dd\chem\MSV\a3ux11.i\J90918A.b\8260LLUX11.m

COMPOUND	RRF / AMOUNT	RF50	CCAL RRF50	MIN RRF	%D / %DRIFT	MAX %D / %DRIFT	CURVE TYPE
144 Methylcyclohexane	50.00000	43.99532	0.49565	0.010	12.00937	0.000e+000	Wt Linear
141 1,3,5-Trichlorobenzene	0.82884	0.70897	0.70897	0.010	14.46288	50.00000	Averaged
150 Vinyl Acetate-86	0.06781	0.06402	0.06402	0.010	5.59421	50.00000	Averaged

SW846 8260B METHOD BLANK SUMMARY

BLANK WORKORDER NO.: LK6JL1AA

Lab Name: TestAmerica Laboratories, Inc.

Lab Code: TALCAN

SDG Number: 9I09172

Lab File ID: UXJ4499.D

Lot Number: A9I090172

Date Analyzed: 09/18/09

Time Analyzed: 11:12

Matrix: WATER

Date Extracted: 09/18/09

GC Column: DB 624 ID: .18

Extraction Method: 5030B/8260B

Instrument ID: UX11

Level: (low/med) LOW

THIS METHOD BLANK APPLIES TO THE FOLLOWING SAMPLES, LCS, LCSD, MS , MSD:

	CLIENT ID.	SAMPLE WORK ORDER #	LAB FILE ID	DATE ANALYZED	TIME ANALYZED
01	INTRA-LAB QC	LKHA71A1	UXJ4502.D	09/18/09	12:24
02	LAB MS/MSD	LKHA71A4 S	UXJ4523.D	09/18/09	20:47
03	LAB MS/MSD	LKHA71A5 D	UXJ4524.D	09/18/09	21:11
04	INTRA-LAB QC	LKHC91AE	UXJ4511.D	09/18/09	16:02
05	LAB MS/MSD	LKHC91AF S	UXJ4512.D	09/18/09	16:26
06	LAB MS/MSD	LKHC91AG D	UXJ4513.D	09/18/09	16:49
07	MSA-MW14D-090809	LKHGC1AM	UXJ4517.D	09/18/09	18:24
08	MSA-DMW5I-090809	LKHGM1AM	UXJ4518.D	09/18/09	18:48
09	TB-090809-01	LKHGN1AA	UXJ4519.D	09/18/09	19:12
10	MSA-MW3-090809	LKHG61AM	UXJ4520.D	09/18/09	19:36
11	MSA-MW4-090809	LKHG71AA	UXJ4521.D	09/18/09	19:59
12	CHECK SAMPLE	LK6JL1AC C	UXJ4497.D	09/18/09	10:25
13	DUPLICATE CHECK	LK6JL1AD L	UXJ4498.D	09/18/09	10:49
14					
15					
16					
17					
18					
19					
20					
21					
22					
23					
24					
25					
26					
27					
28					
29					
30					

COMMENTS:

FORM IV

METHOD BLANK REPORT

GC/MS Volatiles

Client Lot #...: 9I09172 **Work Order #...:** LK6JL1AA **Matrix.....:** WATER
MB Lot-Sample #: A9I210000-171

Prep Date.....: 09/18/09 **Final Wgt/Vol..:** 5 mL
Analysis Date..: 09/18/09 **Prep Batch #...:** 9264171
Dilution Factor: 1 **Initial Wgt/Vol:** 5 mL

PARAMETER	RESULT	REPORTING LIMIT	UNITS	METHOD
Acetone	ND	5.0	ug/L	SW846 8260B
Bromodichloromethane	ND	1.0	ug/L	SW846 8260B
2-Butanone	ND	5.0	ug/L	SW846 8260B
Carbon disulfide	**0.66 J**	**1.0**	**ug/L**	**SW846 8260B**
Dibromochloromethane	ND	1.0	ug/L	SW846 8260B
1,2-Dibromo-3-chloro-propane	ND	2.0	ug/L	SW846 8260B
1,2-Dibromoethane	ND	1.0	ug/L	SW846 8260B
1,2-Dichlorobenzene	ND	1.0	ug/L	SW846 8260B
1,3-Dichlorobenzene	ND	1.0	ug/L	SW846 8260B
1,4-Dichlorobenzene	ND	1.0	ug/L	SW846 8260B
Dichlorodifluoromethane	ND	1.0	ug/L	SW846 8260B
cis-1,2-Dichloroethene	ND	1.0	ug/L	SW846 8260B
trans-1,2-Dichloroethene	ND	1.0	ug/L	SW846 8260B
Trichlorofluoromethane	ND	1.0	ug/L	SW846 8260B
2-Hexanone	ND	5.0	ug/L	SW846 8260B
Isopropylbenzene	ND	1.0	ug/L	SW846 8260B
4-Methyl-2-pentanone	ND	5.0	ug/L	SW846 8260B
Styrene	ND	1.0	ug/L	SW846 8260B
1,2,4-Trichloro-benzene	ND	1.0	ug/L	SW846 8260B
1,1,2-Trichloro-1,2,2-trifluoroethane	ND	1.0	ug/L	SW846 8260B
Xylenes (total)	ND	2.0	ug/L	SW846 8260B
Methyl tert-butyl ether	ND	5.0	ug/L	SW846 8260B
Dibromomethane	ND	1.0	ug/L	SW846 8260B
1,1,1,2-Tetrachloroethane	ND	1.0	ug/L	SW846 8260B
1,2,3-Trichloropropane	ND	1.0	ug/L	SW846 8260B
Vinyl acetate	ND	2.0	ug/L	SW846 8260B
Bromobenzene	ND	1.0	ug/L	SW846 8260B
Bromochloromethane	ND	1.0	ug/L	SW846 8260B
n-Butylbenzene	ND	1.0	ug/L	SW846 8260B
sec-Butylbenzene	ND	1.0	ug/L	SW846 8260B
tert-Butylbenzene	ND	1.0	ug/L	SW846 8260B
2-Chloroethyl vinyl ether	ND	5.0	ug/L	SW846 8260B
2-Chlorotoluene	ND	1.0	ug/L	SW846 8260B
4-Chlorotoluene	ND	1.0	ug/L	SW846 8260B
1,3-Dichloropropane	ND	1.0	ug/L	SW846 8260B
2,2-Dichloropropane	ND	1.0	ug/L	SW846 8260B
1,1-Dichloropropene	ND	1.0	ug/L	SW846 8260B
Hexachlorobutadiene	**0.41 J**	**1.0**	**ug/L**	**SW846 8260B**

(Continued on next page)

METHOD BLANK REPORT

GC/MS Volatiles

Client Lot #...: 9I09172 **Work Order #...:** LK6JL1AA **Matrix.....:** WATER

PARAMETER	RESULT	REPORTING LIMIT	UNITS	METHOD
Diisopropyl Ether (DIPE)	ND	5.0	ug/L	SW846 8260B
p-Isopropyltoluene	ND	1.0	ug/L	SW846 8260B
Naphthalene	ND	1.0	ug/L	SW846 8260B
n-Propylbenzene	ND	1.0	ug/L	SW846 8260B
1,2,3-Trichlorobenzene	ND	1.0	ug/L	SW846 8260B
1,2,4-Trimethylbenzene	ND	1.0	ug/L	SW846 8260B
o-Xylene	ND	1.0	ug/L	SW846 8260B
m-Xylene & p-Xylene	ND	2.0	ug/L	SW846 8260B
tert-Butyl alcohol	ND	20	ug/L	SW846 8260B
1,2,3-Trimethylbenzene	ND	5.0	ug/L	SW846 8260B
Ethyl-t-Butyl Ether (ETBE	ND	5.0	ug/L	SW846 8260B
Tert-amyl methyl ether (T	ND	5.0	ug/L	SW846 8260B
Benzene	ND	1.0	ug/L	SW846 8260B
Bromoform	ND	1.0	ug/L	SW846 8260B
Bromomethane	ND	1.0	ug/L	SW846 8260B
Carbon tetrachloride	ND	1.0	ug/L	SW846 8260B
Chlorobenzene	ND	1.0	ug/L	SW846 8260B
Chloroethane	ND	1.0	ug/L	SW846 8260B
Chloroform	ND	1.0	ug/L	SW846 8260B
Chloromethane	ND	1.0	ug/L	SW846 8260B
1,1-Dichloroethane	ND	1.0	ug/L	SW846 8260B
1,2-Dichloroethane	ND	1.0	ug/L	SW846 8260B
1,1-Dichloroethene	ND	1.0	ug/L	SW846 8260B
1,2-Dichloropropane	ND	1.0	ug/L	SW846 8260B
cis-1,3-Dichloropropene	ND	1.0	ug/L	SW846 8260B
trans-1,3-Dichloropropene	ND	1.0	ug/L	SW846 8260B
Ethylbenzene	ND	1.0	ug/L	SW846 8260B
Methylene chloride	ND	1.0	ug/L	SW846 8260B
1,1,2,2-Tetrachloroethane	ND	1.0	ug/L	SW846 8260B
Tetrachloroethene	ND	1.0	ug/L	SW846 8260B
Toluene	ND	1.0	ug/L	SW846 8260B
1,1,1-Trichloroethane	ND	1.0	ug/L	SW846 8260B
Trichloroethene	ND	1.0	ug/L	SW846 8260B
Vinyl chloride	ND	1.0	ug/L	SW846 8260B

SURROGATE	PERCENT RECOVERY	RECOVERY LIMITS
Dibromofluoromethane	85	(73 - 122)
1,2-Dichloroethane-d4	85	(61 - 128)
Toluene-d8	85	(76 - 110)
4-Bromofluorobenzene	89	(74 - 116)

NOTE(S):

Calculations are performed before rounding to avoid round-off errors in calculated results.

J Estimated result. Result is less than RL.

5A

VOLATILE ORGANIC GC/MS TUNING AND MASS CALIBRATION - BROMOFLUOROBENZENE (BFB)

Lab Name: NORTH CANTON Contract:

Lab Code: TACAN Case No.: SAS No.: SDG No.: 9I09172

Lab File ID: BFB1181 BFB Injection Date: 05/20/09

Instrument ID: A3UX9 BFB Injection Time: 1959

Matrix: (soil/water) WATER Level: (low/med) LOW Column: (pack/cap) CAP

m/e	ION ABUNDANCE CRITERIA	% RELATIVE ABUNDANCE
50	15.0 - 40.0% of mass 95	26.0
75	30.0 - 60.0% of mass 95	44.2
95	Base Peak, 100% relative abundance	100.0
96	5.0 - 9.0% of mass 95	6.1
173	Less than 2.0% of mass 174	0.4 (0.5)1
174	50.0 - 100.0% of mass 95	82.0
175	5.0 - 9.0% of mass 174	6.2 (7.6)1
176	Greater than 95.0%, but less than 101.0% of mass 174	80.8 (98.5)1
177	5.0 - 9.0% of mass 176	5.0 (6.2)2

1-Value is % of mass 174 2-Value is % of mass 176

THIS TUNE APPLIES TO THE FOLLOWING SAMPLES, MS, MSD, BLANKS, AND STANDARDS:

	EPA SAMPLE NO.	LAB SAMPLE ID	LAB FILE ID	DATE ANALYZED	TIME ANALYZED
01	VSTD100	500NG-IC	UX97282	05/20/09	2022
02	VSTD050	250NG-IC	UX97283	05/20/09	2044
03	VSTD020	100NG-IC	UX97284	05/20/09	2105
04	VSTD005	25NG-IC	UX97285	05/20/09	2128
05	VSTD001	5NG-IC	UX97286	05/20/09	2150
06	VSTD0.5	2.5NG-IC	UX97287	05/20/09	2213
07					
08					
09					
10					
11					
12					
13					
14					
15					
16					
17					
18					
19					
20					
21					
22					

Report Date : 20-May-2009 22:31

TestAmerica North Canton

INITIAL CALIBRATION DATA

Start Cal Date : 28-JAN-2008 19:01
End Cal Date : 20-MAY-2009 22:13
Quant Method : ISTD
Origin : Disabled
Target Version : 4.14
Integrator : HP RTE
Method file : \\cansvr11\dd\chem\MSV\a3ux9.i\N90520A.b\8260MIUX9.m
Last Edit : 20-May-2009 22:29 laveyt
Curve Type : Average

Calibration File Names:
Level 1: \\cansvr11\dd\chem\MSV\a3ux9.i\N80128A.b\UX99372.D
Level 2: \\cansvr11\dd\chem\MSV\a3ux9.i\N80128A.b\UX99371.D
Level 3: \\cansvr11\dd\chem\MSV\a3ux9.i\N80128A.b\UX99370.D
Level 5: \\cansvr11\dd\chem\MSV\a3ux9.i\N80128A.b\UX99369.D
Level 6: \\cansvr11\dd\chem\MSV\a3ux9.i\N80128A.b\UX99368.D
Level 7: \\cansvr11\dd\chem\MSV\a3ux9.i\N80128A.b\UX99367.D

	Compound	2.500 Level 1	5.000 Level 2	25.000 Level 3	100.000 Level 5	250.000 Level 6	500.000 Level 7	RRF	% RSD	
148	1,3-Butadiene	+++++	+++++	+++++	+++++	+++++	+++++	+++++	+++++	<-
8	Dichlorodifluoromethane	+++++	0.27091	0.20611	0.24533	0.39733	0.36948	0.29783	27.549	
9	Chloromethane	0.72507	0.74604	0.86290	0.77984	0.84270	0.80620	0.79379	6.789	
10	Vinyl Chloride	0.54445	0.58420	0.62914	0.57735	0.65824	0.64097	0.60572	7.223	
11	Bromomethane	0.17553	0.24164	0.27041	0.24610	0.22854	0.19421	0.22607	15.557	
12	Chloroethane	0.35898	0.32436	0.40078	0.34764	0.34964	0.30722	0.34810	9.203	
13	Trichlorofluoromethane	+++++	0.33274	0.30007	0.35842	0.50767	0.48270	0.39632	23.469	
14	Dichlorofluoromethane	+++++	0.71208	0.72097	0.73338	0.73550	0.73482	0.72735	1.429	
15	Acrolein	0.07152	0.07332	0.06939	0.07015	0.07516	0.07683	0.07273	4.000	
16	Acetone	+++++	0.30233	0.16587	0.15447	0.16225	0.16082	0.18915	33.521	
17	1,1-Dichloroethene	0.68003	0.74182	0.90989	0.85512	0.95698	0.91180	0.84261	12.907	
18	Freon-113	+++++	0.17206	0.36997	0.32514	0.43602	0.39540	0.33972	30.024	
19	Iodomethane	+++++	0.62684	0.68886	0.72203	0.74976	0.75181	0.70786	7.345	
20	Carbon Disulfide	1.03392	0.90774	1.21541	1.25498	1.43603	1.40178	1.20831	17.052	
21	Methylene Chloride	+++++	0.68912	0.56336	0.49671	0.50096	0.48996	0.54802	15.366	
22	Acetonitrile	0.08558	0.08838	0.07606	0.06935	0.07811	0.07944	0.07949	8.581	
23	Acrylonitrile	0.23996	0.21161	0.23379	0.21748	0.23962	0.24457	0.23117	5.820	
24	Methyl tert-butyl ether	1.02476	0.95085	1.01079	1.12199	1.21025	1.19858	1.08620	9.837	
25	trans-1,2-Dichloroethene	0.68431	0.63128	0.68194	0.68028	0.73288	0.71645	0.68786	5.099	
26	Hexane	+++++	0.41895	0.51743	0.45345	0.56571	0.53041	0.49719	12.002	
27	Vinyl acetate	+++++	0.49226	0.52791	0.63471	0.76807	0.81240	0.64707	21.896	
163	Vinyl acetate - 86	+++++	0.03752	0.04888	0.05285	0.06519	0.06636	0.05416	22.176	
28	1,1-Dichloroethane	0.74733	0.75725	0.80216	0.80262	0.87232	0.84993	0.80527	6.126	
29	tert-Butyl Alcohol	0.03132	0.03459	0.03337	0.03538	0.04024	0.03972	0.03577	9.906	
30	2-Butanone	0.26948	0.24968	0.26305	0.25114	0.28200	0.28617	0.26692	5.721	
M 31	1,2-Dichloroethene (total)	0.69238	0.67316	0.69287	0.69885	0.75280	0.73504	0.70752	4.244	
32	cis-1,2-dichloroethene	0.70045	0.71502	0.70379	0.71741	0.77273	0.75362	0.72717	4.023	
33	2,2-Dichloropropane	0.14608	0.14935	0.19335	0.22424	0.26627	0.25091	0.20503	24.809	

Report Date : 20-May-2009 22:31

TestAmerica North Canton

INITIAL CALIBRATION DATA

Start Cal Date : 28-JAN-2008 19:01
End Cal Date : 20-MAY-2009 22:13
Quant Method : ISTD
Origin : Disabled
Target Version : 4.14
Integrator : HP RTE
Method file : \\cansvr11\dd\chem\MSV\a3ux9.i\N90520A.b\8260MIUX9.m
Last Edit : 20-May-2009 22:29 laveyt
Curve Type : Average

	Compound	2.500 Level 1	5.000 Level 2	25.000 Level 3	100.000 Level 5	250.000 Level 6	500.000 Level 7	RRF	% RSD	
160	t-Butyl ethyl ether	1.34194	1.19803	1.29128	1.39342	1.41023	1.46530	1.35003	7.059	
34	Bromochloromethane	0.21988	0.19789	0.20198	0.22259	0.22668	0.22425	0.21555	5.734	
35	Chloroform	0.62660	0.64800	0.63045	0.65188	0.67810	0.66817	0.65053	3.117	
36	Tetrahydrofuran	+++++	0.17855	0.15192	0.16329	0.18402	0.19568	0.17469	9.877	
37	1,1,1-Trichloroethane	0.29618	0.32031	0.39236	0.40467	0.45758	0.43895	0.38501	16.710	
38	1,1-Dichloropropene	0.51927	0.42321	0.53158	0.50313	0.56858	0.53435	0.51335	9.578	
39	Carbon Tetrachloride	0.20430	0.20621	0.30263	0.32760	0.41697	0.41389	0.31193	30.251	
40	1,2-Dichloroethane	0.63611	0.57833	0.60841	0.62591	0.65782	0.64887	0.62591	4.641	
41	Benzene	1.83888	1.59535	1.69143	1.72489	1.82507	1.78546	1.74351	5.289	
161	t-Amyl methyl ether	0.66481	0.75755	0.77099	0.85023	0.89349	0.93834	0.81257	12.353	
42	Trichloroethene	0.42376	0.42915	0.45585	0.45244	0.48493	0.47443	0.45343	5.320	
43	1,2-Dichloropropane	0.47376	0.41345	0.45117	0.47662	0.50107	0.50349	0.46993	7.183	
44	1,4-Dioxane	0.00376	0.00673	0.00548	0.00455	0.00445	0.00386	0.00481	23.399	<-
45	Dibromomethane	0.20006	0.20306	0.20351	0.21478	0.23011	0.22641	0.21299	6.055	
46	Bromodichloromethane	0.37859	0.36989	0.40707	0.45816	0.51387	0.52335	0.44182	15.178	
47	2-Chloroethyl vinyl ether	+++++	0.23246	0.24803	0.26312	0.29863	0.31099	0.27064	12.306	
48	cis-1,3-Dichloropropene	0.43108	0.45248	0.52214	0.59391	0.66873	0.68286	0.55853	19.228	
49	4-Methyl-2-pentanone	0.47297	0.46567	0.48529	0.50542	0.56807	0.59517	0.51543	10.418	
50	Toluene	2.13755	2.04919	2.17125	2.17678	2.26424	2.20704	2.16768	3.321	
51	trans-1,3-Dichloropropene	0.38196	0.41168	0.48274	0.58431	0.68077	0.70175	0.54053	25.185	
52	Ethyl Methacrylate	0.41032	0.41562	0.52886	0.61245	0.69019	0.69190	0.55822	22.843	
53	1,1,2-Trichloroethane	0.41492	0.41760	0.41688	0.43133	0.45775	0.44807	0.43109	4.207	
54	1,3-Dichloropropane	0.79668	0.74221	0.78337	0.79165	0.84117	0.83992	0.79917	4.676	
55	Tetrachloroethene	0.40543	0.37100	0.41049	0.37276	0.41615	0.39307	0.39481	4.899	
56	2-Hexanone	0.33733	0.37624	0.40192	0.42252	0.47403	0.48914	0.41686	13.873	
57	Dibromochloromethane	0.25357	0.30748	0.33458	0.42505	0.47313	0.48728	0.38018	25.097	
58	1,2-Dibromoethane	0.39233	0.38280	0.43996	0.44850	0.48558	0.48364	0.43880	9.980	
59	Chlorobenzene	1.60551	1.60486	1.56787	1.54597	1.62235	1.58677	1.58889	1.767	
60	1,1,1,2-Tetrachloroethane	0.33545	0.34529	0.41469	0.48172	0.52910	0.53045	0.43945	19.942	
61	Ethylbenzene	2.28255	2.12693	2.26914	2.33355	2.51029	2.44263	2.32751	5.839	
62	m + p-Xylene	1.70971	1.60915	1.78719	1.82752	1.93925	1.87270	1.79092	6.592	
M 63	Xylenes (total)	1.77787	1.66951	1.82515	1.85701	1.97461	1.91122	1.83589	5.792	
64	Xylene-o	1.91418	1.79020	1.90106	1.91601	2.04532	1.98827	1.92584	4.492	
65	Styrene	1.39212	1.44845	1.61433	1.77634	1.93348	1.90725	1.67866	13.739	
66	Bromoform	+++++	0.18348	0.19870	0.26473	0.31879	0.34616	0.26237	27.277	
67	Isopropylbenzene	1.99053	1.98241	2.19479	2.17606	2.38151	2.29489	2.17003	7.384	

Report Date : 20-May-2009 22:31

TestAmerica North Canton

INITIAL CALIBRATION DATA

Start Cal Date : 28-JAN-2008 19:01
End Cal Date : 20-MAY-2009 22:13
Quant Method : ISTD
Origin : Disabled
Target Version : 4.14
Integrator : HP RTE
Method file : \\cansvr11\dd\chem\MSV\a3ux9.i\N90520A.b\8260MIUX9.m
Last Edit : 20-May-2009 22:29 laveyt
Curve Type : Average

	Compound	2.500 Level 1	5.000 Level 2	25.000 Level 3	100.000 Level 5	250.000 Level 6	500.000 Level 7	RRF	% RSD	
68	1,1,2,2-Tetrachloroethane	1.07235	1.05277	1.12307	1.10275	1.17603	1.16036	1.11455	4.338	
69	1,4-Dichloro-2-butene	+++++	0.28401	0.34762	0.40310	0.48099	0.51395	0.40593	23.232	
70	1,2,3-Trichloropropane	0.32463	0.41013	0.37306	0.37937	0.40157	0.39682	0.38093	8.104	
71	Bromobenzene	1.43226	1.23123	1.29251	1.27521	1.30444	1.25521	1.29848	5.435	
72	n-Propylbenzene	4.22225	4.02700	4.48785	4.36090	4.68252	4.42331	4.36731	5.160	
73	2-Chlorotoluene	1.04464	1.08137	1.08036	1.09544	1.12694	1.08997	1.08645	2.450	
74	1,3,5-Trimethylbenzene	3.04069	2.98366	3.38012	3.30777	3.54127	3.37861	3.27202	6.604	
75	4-Chlorotoluene	1.23457	1.20810	1.16955	1.15211	1.19724	1.14971	1.18521	2.850	
76	tert-Butylbenzene	2.69154	2.63594	2.87621	2.81787	3.02239	2.80646	2.80840	4.879	
77	1,2,4-Trimethylbenzene	3.23256	3.37113	3.51401	3.53941	3.70389	3.58424	3.49087	4.760	
78	sec-Butylbenzene	3.92407	3.84469	4.05944	3.86286	4.18356	3.85335	3.95466	3.487	
79	4-Isopropyltoluene	3.43422	3.19081	3.37367	3.31317	3.52433	3.30943	3.35761	3.423	
80	1,3-Dichlorobenzene	2.52477	2.48934	2.33521	2.21198	2.29385	2.21366	2.34480	5.747	
81	1,4-Dichlorobenzene	3.08623	2.59173	2.43798	2.38281	2.44365	2.32679	2.54487	10.985	
162	1,2,3-Trimethylbenzene	3.21541	3.33116	3.39780	3.59977	3.59997	3.60236	3.45775	4.833	
82	n-Butylbenzene	2.89940	2.66640	2.77764	2.68081	2.91177	2.66551	2.76692	4.166	
83	1,2-Dichlorobenzene	2.61363	2.34594	2.29731	2.21539	2.29165	2.18373	2.32461	6.597	
84	1,2-Dibromo-3-chloropropane	+++++	0.12399	0.19223	0.21259	0.24713	0.25953	0.20709	25.904	
85	1,2,4-Trichlorobenzene	1.65746	1.70065	1.36603	1.24289	1.29266	1.17330	1.40550	15.758	
86	Hexachlorobutadiene	1.33206	1.23578	0.74162	0.53339	0.49606	0.40825	0.79119	50.330	<-
87	Naphthalene	3.46571	3.21830	3.34857	3.41499	3.69232	3.54399	3.44731	4.730	
88	1,2,3-Trichlorobenzene	1.72142	1.57551	1.27293	1.11905	1.09627	1.01746	1.30044	21.975	
89	Ethyl Ether	0.37904	0.39053	0.39618	0.40107	0.40566	0.41486	0.39789	3.121	
90	Ethanol	+++++	+++++	+++++	+++++	+++++	+++++	+++++	+++++	<-
91	3-Chloropropene	+++++	0.60118	0.62976	0.69995	0.71391	0.74559	0.67808	8.900	
92	Isopropyl Ether	0.31080	0.33276	0.33466	0.34558	0.34316	0.33735	0.33405	3.713	
93	2-Chloro-1,3-butadiene	0.75069	0.75351	0.81050	0.88918	0.89915	0.92717	0.83837	9.213	
94	Propionitrile	+++++	0.05995	0.07017	0.08233	0.08068	0.08973	0.07657	15.178	
95	Ethyl Acetate	+++++	0.50692	0.54918	0.58098	0.57723	0.64167	0.57120	8.628	
96	Methacrylonitrile	0.30252	0.35396	0.38306	0.41420	0.39324	0.42563	0.37877	11.871	
97	Isobutanol	+++++	0.00771	0.01088	0.01210	0.01270	0.01402	0.01148	20.818	<-
98	Cyclohexane	0.68406	0.59500	0.82971	0.83658	1.05872	0.99496	0.83317	21.203	
99	n-Butanol	+++++	0.00703	0.00713	0.00993	0.01048	0.00940	0.00880	18.302	<-
100	Methyl Methacrylate	0.42243	0.46938	0.47222	0.55828	0.58354	0.62492	0.52179	15.056	
101	2-Nitropropane	0.05004	0.06162	0.05788	0.07430	0.08901	0.13077	0.07727	38.268	
102	Chloropicrin	+++++	+++++	+++++	+++++	+++++	+++++	+++++	+++++	<-

Report Date : 20-May-2009 22:31

TestAmerica North Canton

INITIAL CALIBRATION DATA

Start Cal Date : 28-JAN-2008 19:01
End Cal Date : 20-MAY-2009 22:13
Quant Method : ISTD
Origin : Disabled
Target Version : 4.14
Integrator : HP RTE
Method file : \\cansvr11\dd\chem\MSV\a3ux9.i\N90520A.b\8260MIUX9.m
Last Edit : 20-May-2009 22:29 laveyt
Curve Type : Average

	Compound	2.500 Level 1	5.000 Level 2	25.000 Level 3	100.000 Level 5	250.000 Level 6	500.000 Level 7	RRF	% RSD	
	103 Cyclohexanone	+++++	0.15465	0.16149	0.18866	0.18819	0.19345	0.17729	10.057	
	104 Pentachloroethane	+++++	+++++	+++++	+++++	+++++	+++++	+++++	+++++	<-
	105 Benzyl Chloride	+++++	+++++	+++++	+++++	+++++	+++++	+++++	+++++	<-
	134 Thiophene	+++++	+++++	+++++	+++++	+++++	+++++	+++++	+++++	<-
	135 Crotononitrile(1st Isomer)	+++++	+++++	+++++	+++++	+++++	+++++	+++++	+++++	<-
	136 Crotononitrile(2nd Isomer)	+++++	+++++	+++++	+++++	+++++	+++++	+++++	+++++	<-
M	137 Total Crotononitrile	+++++	+++++	+++++	+++++	+++++	+++++	+++++	+++++	<-
	138 Paraldehyde	+++++	+++++	+++++	+++++	+++++	+++++	+++++	+++++	<-
	139 3,3,5-Trimethylcyclohexanone	+++++	+++++	+++++	+++++	+++++	+++++	+++++	+++++	<-
	140 1-Chlorohexane	+++++	+++++	+++++	+++++	+++++	+++++	+++++	+++++	<-
	141 1,3,5-Trichlorobenzene	1.73043	1.79636	1.54240	1.36944	1.38847	1.27901	1.51769	13.795	
	143 Methyl Acetate	0.51752	0.47236	0.49279	0.47017	0.52104	0.54184	0.50262	5.742	
	144 Methylcyclohexane	0.49453	0.43263	0.54553	0.46406	0.58966	0.53979	0.51103	11.351	
	145 Dimethoxymethane	+++++	+++++	+++++	+++++	+++++	+++++	+++++	+++++	<-
	146 2-Methylnaphthalene	0.50020	1.07750	1.24573	1.34310	1.33342	1.15136	1.10855	28.449	
	147 Allyl Alcohol	+++++	+++++	+++++	+++++	+++++	+++++	+++++	+++++	<-
	149 2-Chlorobenzotrifluoride	0.75938	0.71443	0.71721	0.64234	0.71581	0.71492	0.71068	5.319	
	150 3-Chlorobenzotrifluoride	0.77015	0.76951	0.75562	0.66015	0.70702	0.72400	0.73108	5.889	
	151 4-Chlorobenzotrifluoride	0.76463	0.69938	0.73324	0.69223	0.72381	0.71787	0.72186	3.592	
	152 3-Chlorotoluene	1.21564	1.23590	1.29454	1.20960	1.27882	1.28723	1.25362	3.013	
	153 2,4-Dichlorobenzotrifluoride	0.94989	0.83595	0.86610	0.76689	0.84130	0.87461	0.85579	6.976	
	154 2,5-Dichlorobenzotrifluoride	1.02676	0.88459	0.83699	0.75262	0.84494	0.82727	0.86220	10.597	
	155 3,4-Dichlorobenzotrifluoride	1.05087	1.00487	0.99186	0.81873	0.87594	0.89751	0.93996	9.492	
	156 Dichlorotoluenes(2,4+2,5+2,6)	5.13807	4.94985	4.96862	4.61726	4.91336	4.93949	4.92111	3.435	
	157 Dichlorotoluenes(2,3+3,4)	3.82035	3.87946	3.79716	3.58603	3.76254	3.75562	3.76686	2.636	
	158 2,3,6-Trichlorotoluene	1.06175	1.14045	0.90859	0.77765	0.83854	0.79036	0.91956	16.314	
	159 2,4,5-Trichlorotoluene	0.93184	1.00228	0.84461	0.71837	0.73678	0.67387	0.81796	15.933	
$	4 Dibromofluoromethane	+++++	0.34370	0.37272	0.36576	0.37320	0.37083	0.36524	3.394	
$	5 1,2-Dichloroethane-d4	+++++	0.44349	0.48013	0.43876	0.49032	0.46281	0.46310	4.838	
$	6 Toluene-d8	+++++	1.65387	1.84651	1.77625	1.82377	1.81583	1.78324	4.298	
$	7 Bromofluorobenzene	+++++	0.67536	0.74594	0.72662	0.73805	0.73739	0.72467	3.921	

5A

VOLATILE ORGANIC GC/MS TUNING AND MASS CALIBRATION - BROMOFLUOROBENZENE (BFB)

Lab Name: NORTH CANTON Contract:

Lab Code: TACAN Case No.: SAS No.: SDG No.: 9I09172

Lab File ID: BFB1266 BFB Injection Date: 09/17/09

Instrument ID: A3UX9 BFB Injection Time: 1751

Matrix: (soil/water) WATER Level: (low/med) LOW Column: (pack/cap) CAP

m/e	ION ABUNDANCE CRITERIA	% RELATIVE ABUNDANCE
50	15.0 - 40.0% of mass 95	34.8
75	30.0 - 60.0% of mass 95	49.5
95	Base Peak, 100% relative abundance	100.0
96	5.0 - 9.0% of mass 95	7.3
173	Less than 2.0% of mass 174	0.3 (0.4)1
174	50.0 - 100.0% of mass 95	91.8
175	5.0 - 9.0% of mass 174	6.5 (7.1)1
176	Greater than 95.0%, but less than 101.0% of mass 174	89.7 (97.6)1
177	5.0 - 9.0% of mass 176	5.9 (6.6)2

1-Value is % of mass 174 2-Value is % of mass 176

THIS TUNE APPLIES TO THE FOLLOWING SAMPLES, MS, MSD, BLANKS, AND STANDARDS:

	EPA SAMPLE NO.	LAB SAMPLE ID	LAB FILE ID	DATE ANALYZED	TIME ANALYZED
01	VSTD020	100NG-A9CC	UX99132	09/17/09	1816
02	VSTD020	100NG-CC	UX99133	09/17/09	1840
03	LK7KLBLK	LK7KL1AA	UX99135	09/17/09	1927
04	LK7KLCHK	LK7KL1AC	UX99136	09/17/09	1950
05	MSA-MW6-0908	LKHGR1AA	UX99156	09/18/09	0338
06	MSA-DMW1S-09	LKHGV1AM	UX99157	09/18/09	0402
07	MSA-MW5-0908	LKHGX1A0	UX99158	09/18/09	0426
08	DMW11I-09080	LKHG11AA	UX99159	09/18/09	0449
09	DMW11S-09080	LKHG31AA	UX99160	09/18/09	0513
10					
11					
12					
13					
14					
15					
16					
17					
18					
19					
20					
21					
22					

Data File: \\cansvr11\dd\chem\MSV\a3ux9.i\N90917A.b\UX99133.D
Report Date: 17-Sep-2009 18:55

TestAmerica North Canton

CONTINUING CALIBRATION COMPOUNDS

Instrument ID: a3ux9.i Injection Date: 17-SEP-2009 18:40
Lab File ID: UX99133.D Init. Cal. Date(s): 28-JAN-2008 20-MAY-2009
Analysis Type: WATER Init. Cal. Times: 19:01 22:13
Lab Sample ID: 100NG-CC Quant Type: ISTD
Method: \\cansvr11\dd\chem\MSV\a3ux9.i\N90917A.b\8260MIUX9.m

COMPOUND	RRF / AMOUNT	RF100	CCAL RRF100	MIN RRF	%D / %DRIFT	MAX %D / %DRIFT	CURVE TYPE
$ 4 Dibromofluoromethane	0.36524	0.20290	0.20290	0.010	44.44777	50.00000	Averaged
$ 5 1,2-Dichloroethane-d4	0.46310	0.25753	0.25753	0.010	44.39062	50.00000	Averaged
$ 6 Toluene-d8	1.78324	0.98900	0.98900	0.010	44.53935	50.00000	Averaged
$ 7 Bromofluorobenzene	0.72467	0.38603	0.38603	0.010	46.73022	50.00000	Averaged
8 Dichlorodifluoromethane	100	108	0.36852	0.010	-8.02117	50.00000	Linear
9 Chloromethane	0.79379	1.09454	1.09454	0.100	-37.88789	50.00000	Averaged
10 Vinyl Chloride	0.60572	0.69419	0.69419	0.010	-14.60444	20.00000	Averaged
11 Bromomethane	100	162	0.34091	0.010	-61.65011	50.00000	Linear <-
12 Chloroethane	0.34810	0.49001	0.49001	0.010	-40.76541	50.00000	Averaged
13 Trichlorofluoromethane	100	153	0.71144	0.010	-52.87544	50.00000	Linear <-
15 Acrolein	0.07273	0.07235	0.07235	0.010	0.52076	50.00000	Averaged
16 Acetone	200	327	0.26443	0.010	-63.70673	50.00000	Linear <-
17 1,1-Dichloroethene	0.84261	0.96693	0.96693	0.010	-14.75460	20.00000	Averaged
18 Freon-113	100	108	0.42250	0.010	-8.11229	50.00000	Linear
19 Iodomethane	0.70786	0.79191	0.79191	0.010	-11.87328	50.00000	Averaged
20 Carbon Disulfide	100	79.84714	1.10027	0.010	20.15286	50.00000	Wt Linear
21 Methylene Chloride	100	96.31460	0.48577	0.010	3.68540	50.00000	Linear
22 Acetonitrile	0.07949	0.08313	0.08313	0.010	-4.58281	50.00000	Averaged
23 Acrylonitrile	0.23117	0.26237	0.26237	0.010	-13.49538	50.00000	Averaged
24 Methyl tert-butyl ether	1.08620	0.95068	0.95068	0.010	12.47637	50.00000	Averaged
25 trans-1,2-Dichloroethene	0.68786	0.68974	0.68974	0.010	-0.27395	50.00000	Averaged
26 Hexane	0.49719	0.52222	0.52222	0.010	-5.03446	20.00000	Averaged
27 Vinyl acetate	100	96.10875	0.73118	0.010	3.89125	50.00000	Wt Linear
163 Vinyl acetate - 86	100	91.38862	0.05752	0.010	8.61138	50.00000	Wt Linear
28 1,1-Dichloroethane	0.80527	0.78123	0.78123	0.100	2.98552	50.00000	Averaged
29 tert-Butyl Alcohol	0.03577	0.02343	0.02343	0.010	34.49599	50.00000	Averaged
30 2-Butanone	0.26692	0.32935	0.32935	0.010	-23.39124	50.00000	Averaged
M 31 1,2-Dichloroethene (total)	0.70751	0.69318	0.69318	0.010	2.02657	50.00000	Averaged
32 cis-1,2-dichloroethene	0.72717	0.69661	0.69661	0.010	4.20298	50.00000	Averaged
33 2,2-Dichloropropane	100	64.47655	0.15626	0.010	35.52345	50.00000	Linear
34 Bromochloromethane	0.21555	0.23335	0.23335	0.010	-8.25872	50.00000	Averaged
35 Chloroform	0.65053	0.61951	0.61951	0.010	4.76950	20.00000	Averaged
36 Tetrahydrofuran	0.17469	0.20897	0.20897	0.010	-19.62015	50.00000	Averaged
37 1,1,1-Trichloroethane	100	95.00059	0.41287	0.010	4.99941	50.00000	Linear
38 1,1-Dichloropropene	0.51335	0.51084	0.51084	0.010	0.48876	50.00000	Averaged
39 Carbon Tetrachloride	100	83.63695	0.32197	0.010	16.36305	50.00000	Linear
40 1,2-Dichloroethane	0.62591	0.70919	0.70919	0.010	-13.30578	50.00000	Averaged
41 Benzene	1.74351	1.64398	1.64398	0.010	5.70875	50.00000	Averaged
42 Trichloroethene	0.45343	0.48693	0.48693	0.010	-7.38984	50.00000	Averaged
43 1,2-Dichloropropane	0.46993	0.45476	0.45476	0.010	3.22807	20.00000	Averaged
44 1,4-Dioxane	5000	3533	0.00314	0.010	29.34056	50.00000	Linear <-
45 Dibromomethane	0.21299	0.22389	0.22389	0.010	-5.11865	50.00000	Averaged
46 Bromodichloromethane	100	83.54572	0.41362	0.010	16.45428	50.00000	Linear

Data File: \\cansvr11\dd\chem\MSV\a3ux9.i\N90917A.b\UX99133.D
Report Date: 17-Sep-2009 18:55

TestAmerica North Canton

CONTINUING CALIBRATION COMPOUNDS

Instrument ID: a3ux9.i Injection Date: 17-SEP-2009 18:40
Lab File ID: UX99133.D Init. Cal. Date(s): 28-JAN-2008 20-MAY-2009
Analysis Type: WATER Init. Cal. Times: 19:01 22:13
Lab Sample ID: 100NG-CC Quant Type: ISTD
Method: \\cansvr11\dd\chem\MSV\a3ux9.i\N90917A.b\8260MIUX9.m

COMPOUND	RRF / AMOUNT	RF100	CCAL RRF100	MIN RRF	%D / %DRIFT	MAX %D / %DRIFT	CURVE TYPE
47 2-Chloroethyl vinyl ether	0.27064	0.30533	0.30533	0.010	-12.81739	50.00000	Averaged
48 cis-1,3-Dichloropropene	100	69.58079	0.44126	0.010	30.41921	50.00000	Linear
49 4-Methyl-2-pentanone	0.51543	0.65612	0.65612	0.010	-27.29519	50.00000	Averaged
50 Toluene	2.16768	2.12752	2.12752	0.010	1.85252	20.00000	Averaged
51 trans-1,3-Dichloropropene	100	60.59519	0.37897	0.010	39.40481	50.00000	Linear
52 Ethyl Methacrylate	100	76.91942	0.50369	0.010	23.08058	50.00000	Linear
53 1,1,2-Trichloroethane	0.43109	0.42805	0.42805	0.010	0.70629	50.00000	Averaged
54 1,3-Dichloropropane	0.79917	0.77085	0.77085	0.010	3.54337	50.00000	Averaged
55 Tetrachloroethene	0.39481	0.45590	0.45590	0.010	-15.47250	50.00000	Averaged
56 2-Hexanone	0.41686	0.54021	0.54021	0.010	-29.58964	50.00000	Averaged
57 Dibromochloromethane	100	82.35012	0.37396	0.010	17.64988	50.00000	Linear
58 1,2-Dibromoethane	0.43880	0.45263	0.45263	0.010	-3.15181	50.00000	Averaged
59 Chlorobenzene	1.58889	1.56651	1.56651	0.300	1.40860	50.00000	Averaged
60 1,1,1,2-Tetrachloroethane	100	85.72600	0.43640	0.010	14.27400	50.00000	Linear
61 Ethylbenzene	2.32751	2.21813	2.21813	0.010	4.69965	20.00000	Averaged
62 m + p-Xylene	1.79092	1.74048	1.74048	0.010	2.81632	50.00000	Averaged
M 63 Xylenes (total)	1.83589	1.77743	1.77743	0.010	3.18421	50.00000	Averaged
64 Xylene-o	1.92584	1.85134	1.85134	0.010	3.86852	50.00000	Averaged
65 Styrene	1.67866	1.71006	1.71006	0.010	-1.87033	50.00000	Averaged
66 Bromoform	100	74.51410	0.23507	0.100	25.48590	50.00000	Wt Linear
67 Isopropylbenzene	2.17003	2.17920	2.17920	0.010	-0.42256	50.00000	Averaged
68 1,1,2,2-Tetrachloroethane	1.11455	0.96045	0.96045	0.300	13.82630	50.00000	Averaged
69 1,4-Dichloro-2-butene	100	48.87252	0.19275	0.010	51.12748	50.00000	Linear <-
70 1,2,3-Trichloropropane	0.38093	0.36827	0.36827	0.010	3.32249	50.00000	Averaged
71 Bromobenzene	1.29848	1.19910	1.19910	0.010	7.65299	50.00000	Averaged
72 n-Propylbenzene	4.36731	3.56917	3.56917	0.010	18.27519	50.00000	Averaged
73 2-Chlorotoluene	1.08645	1.01598	1.01598	0.010	6.48684	50.00000	Averaged
74 1,3,5-Trimethylbenzene	3.27202	2.79556	2.79556	0.010	14.56147	50.00000	Averaged
75 4-Chlorotoluene	1.18521	1.03163	1.03163	0.010	12.95800	50.00000	Averaged
76 tert-Butylbenzene	2.80840	2.41034	2.41034	0.010	14.17394	50.00000	Averaged
77 1,2,4-Trimethylbenzene	3.49087	2.95336	2.95336	0.010	15.39777	50.00000	Averaged
78 sec-Butylbenzene	3.95466	3.27371	3.27371	0.010	17.21887	50.00000	Averaged
79 4-Isopropyltoluene	3.35761	2.84589	2.84589	0.010	15.24037	50.00000	Averaged
80 1,3-Dichlorobenzene	2.34480	2.13344	2.13344	0.010	9.01412	50.00000	Averaged
81 1,4-Dichlorobenzene	2.54487	2.27793	2.27793	0.010	10.48916	50.00000	Averaged
82 n-Butylbenzene	2.76692	2.10756	2.10756	0.010	23.83017	50.00000	Averaged
83 1,2-Dichlorobenzene	2.32461	2.17619	2.17619	0.010	6.38467	50.00000	Averaged
84 1,2-Dibromo-3-chloropropane	100	75.51210	0.17241	0.010	24.48790	50.00000	Linear
85 1,2,4-Trichlorobenzene	100	95.95851	1.19604	0.010	4.04149	50.00000	Linear
86 Hexachlorobutadiene	100	66.14415	0.40390	0.010	33.85585	50.00000	Quadratic
87 Naphthalene	3.44731	3.53802	3.53802	0.010	-2.63131	50.00000	Averaged
88 1,2,3-Trichlorobenzene	100	101	1.09396	0.010	-0.92428	50.00000	Linear
98 Cyclohexane	100	99	0.96631	0.010	0.80732	50.00000	Linear

Data File: \\cansvr11\dd\chem\MSV\a3ux9.i\N90917A.b\UX99133.D
Report Date: 17-Sep-2009 18:55

TestAmerica North Canton

CONTINUING CALIBRATION COMPOUNDS

Instrument ID: a3ux9.i Injection Date: 17-SEP-2009 18:40
Lab File ID: UX99133.D Init. Cal. Date(s): 28-JAN-2008 20-MAY-2009
Analysis Type: WATER Init. Cal. Times: 19:01 22:13
Lab Sample ID: 100NG-CC Quant Type: ISTD
Method: \\cansvr11\dd\chem\MSV\a3ux9.i\N90917A.b\8260MIUX9.m

COMPOUND	RRF / AMOUNT	RF100	CCAL RRF100	MIN RRF	%D / %DRIFT	MAX %D / %DRIFT	CURVE TYPE
143 Methyl Acetate	0.50262	0.60319	0.60319	0.010	-20.00958	50.00000	Averaged
144 Methylcyclohexane	0.51103	0.46292	0.46292	0.010	9.41347	50.00000	Averaged
141 1,3,5-Trichlorobenzene	1.51769	1.26648	1.26648	0.010	16.55210	50.00000	Averaged

SW846 8260B METHOD BLANK SUMMARY

BLANK WORKORDER NO.: LK7KL1AA

Lab Name: TestAmerica Laboratories, Inc.

Lab Code: TALCAN

SDG Number: 9I09172

Lab File ID: UX99135.D

Lot Number: A9I090172

Date Analyzed: 09/17/09

Time Analyzed: 19:27

Matrix: WATER

Date Extracted: 09/17/09

GC Column: DB 624 ID: .18

Extraction Method: 5030B/8260B

Instrument ID: UX9

Level: (low/med) LOW

THIS METHOD BLANK APPLIES TO THE FOLLOWING SAMPLES, LCS, LCSD, MS , MSD:

	CLIENT ID.	SAMPLE WORK ORDER #	LAB FILE ID	DATE ANALYZED	TIME ANALYZED
01	MSA-MW6-090809	LKHGR1AA	UX99156.D	09/18/09	03:38
02	MSA-DMW1S-090809	LKHGV1AM	UX99157.D	09/18/09	04:02
03	MSA-MW5-090809	LKHGX1A0	UX99158.D	09/18/09	04:26
04	DMW11I-090809	LKHG11AA	UX99159.D	09/18/09	04:49
05	DMW11S-090809	LKHG31AA	UX99160.D	09/18/09	05:13
06	CHECK SAMPLE	LK7KL1AC C	UX99136.D	09/17/09	19:50
07					
08					
09					
10					
11					
12					
13					
14					
15					
16					
17					
18					
19					
20					
21					
22					
23					
24					
25					
26					
27					
28					
29					
30					

COMMENTS:

FORM IV

METHOD BLANK REPORT

GC/MS Volatiles

Client Lot #...: 9I09172 **Work Order #...:** LK7KL1AA **Matrix.....:** WATER
MB Lot-Sample #: A9I210000-505

Prep Date.....: 09/17/09 **Final Wgt/Vol..:** 5 mL
Analysis Date..: 09/17/09 **Prep Batch #...:** 9264505
Dilution Factor: 1 **Initial Wgt/Vol:** 5 mL

PARAMETER	RESULT	REPORTING LIMIT	UNITS	METHOD
Acetone	**2.9 J**	**5.0**	**ug/L**	**SW846 8260B**
Bromodichloromethane	ND	1.0	ug/L	SW846 8260B
2-Butanone	ND	5.0	ug/L	SW846 8260B
Carbon disulfide	ND	1.0	ug/L	SW846 8260B
Dibromochloromethane	ND	1.0	ug/L	SW846 8260B
1,2-Dibromo-3-chloro-propane	ND	2.0	ug/L	SW846 8260B
1,2-Dibromoethane	ND	1.0	ug/L	SW846 8260B
1,2-Dichlorobenzene	ND	1.0	ug/L	SW846 8260B
1,3-Dichlorobenzene	ND	1.0	ug/L	SW846 8260B
1,4-Dichlorobenzene	**0.13 J**	**1.0**	**ug/L**	**SW846 8260B**
Dichlorodifluoromethane	ND	1.0	ug/L	SW846 8260B
cis-1,2-Dichloroethene	ND	1.0	ug/L	SW846 8260B
trans-1,2-Dichloroethene	ND	1.0	ug/L	SW846 8260B
Trichlorofluoromethane	ND	1.0	ug/L	SW846 8260B
2-Hexanone	ND	5.0	ug/L	SW846 8260B
Isopropylbenzene	ND	1.0	ug/L	SW846 8260B
4-Methyl-2-pentanone	ND	5.0	ug/L	SW846 8260B
Styrene	ND	1.0	ug/L	SW846 8260B
1,2,4-Trichloro-benzene	ND	1.0	ug/L	SW846 8260B
1,1,2-Trichloro-1,2,2-trifluoroethane	ND	1.0	ug/L	SW846 8260B
Xylenes (total)	ND	2.0	ug/L	SW846 8260B
Methyl tert-butyl ether	ND	5.0	ug/L	SW846 8260B
Bromobenzene	ND	1.0	ug/L	SW846 8260B
Bromochloromethane	ND	1.0	ug/L	SW846 8260B
n-Butylbenzene	**0.29 J**	**1.0**	**ug/L**	**SW846 8260B**
sec-Butylbenzene	**0.19 J**	**1.0**	**ug/L**	**SW846 8260B**
tert-Butylbenzene	ND	1.0	ug/L	SW846 8260B
Dibromomethane	ND	1.0	ug/L	SW846 8260B
Diisopropyl Ether (DIPE)	ND	5.0	ug/L	SW846 8260B
p-Isopropyltoluene	**0.17 J**	**1.0**	**ug/L**	**SW846 8260B**
tert-Butyl alcohol	**12 J**	**20**	**ug/L**	**SW846 8260B**
Naphthalene	ND	1.0	ug/L	SW846 8260B
n-Propylbenzene	ND	1.0	ug/L	SW846 8260B
1,1,1,2-Tetrachloroethane	ND	1.0	ug/L	SW846 8260B
1,2,3-Trichlorobenzene	ND	1.0	ug/L	SW846 8260B
1,2,3-Trichloropropane	ND	1.0	ug/L	SW846 8260B
1,2,4-Trimethylbenzene	ND	1.0	ug/L	SW846 8260B
o-Xylene	ND	1.0	ug/L	SW846 8260B

(Continued on next page)

METHOD BLANK REPORT

GC/MS Volatiles

Client Lot #...: 9I09172 **Work Order #...:** LK7KL1AA **Matrix.....:** WATER

PARAMETER	RESULT	REPORTING LIMIT	UNITS	METHOD
m-Xylene & p-Xylene	ND	2.0	ug/L	SW846 8260B
Tert-amyl methyl ether (T	ND	5.0	ug/L	SW846 8260B
1,2,3-Trimethylbenzene	**0.064 J**	**5.0**	**ug/L**	**SW846 8260B**
Ethyl-t-Butyl Ether (ETBE	ND	5.0	ug/L	SW846 8260B
2-Chloroethyl vinyl ether	ND	5.0	ug/L	SW846 8260B
2-Chlorotoluene	**0.12 J**	**1.0**	**ug/L**	**SW846 8260B**
4-Chlorotoluene	ND	1.0	ug/L	SW846 8260B
1,3-Dichloropropane	ND	1.0	ug/L	SW846 8260B
2,2-Dichloropropane	ND	1.0	ug/L	SW846 8260B
1,1-Dichloropropene	ND	1.0	ug/L	SW846 8260B
Hexachlorobutadiene	**0.48 J**	**1.0**	**ug/L**	**SW846 8260B**
Vinyl acetate	ND	2.0	ug/L	SW846 8260B
Benzene	ND	1.0	ug/L	SW846 8260B
Bromoform	ND	1.0	ug/L	SW846 8260B
Bromomethane	ND	1.0	ug/L	SW846 8260B
Carbon tetrachloride	ND	1.0	ug/L	SW846 8260B
Chlorobenzene	ND	1.0	ug/L	SW846 8260B
Chloroethane	ND	1.0	ug/L	SW846 8260B
Chloroform	ND	1.0	ug/L	SW846 8260B
Chloromethane	ND	1.0	ug/L	SW846 8260B
1,1-Dichloroethane	ND	1.0	ug/L	SW846 8260B
1,2-Dichloroethane	ND	1.0	ug/L	SW846 8260B
1,1-Dichloroethene	ND	1.0	ug/L	SW846 8260B
1,2-Dichloropropane	ND	1.0	ug/L	SW846 8260B
cis-1,3-Dichloropropene	ND	1.0	ug/L	SW846 8260B
trans-1,3-Dichloropropene	ND	1.0	ug/L	SW846 8260B
Ethylbenzene	ND	1.0	ug/L	SW846 8260B
Methylene chloride	ND	1.0	ug/L	SW846 8260B
1,1,2,2-Tetrachloroethane	ND	1.0	ug/L	SW846 8260B
Tetrachloroethene	ND	1.0	ug/L	SW846 8260B
Toluene	ND	1.0	ug/L	SW846 8260B
1,1,1-Trichloroethane	ND	1.0	ug/L	SW846 8260B
Trichloroethene	ND	1.0	ug/L	SW846 8260B
Vinyl chloride	ND	1.0	ug/L	SW846 8260B

SURROGATE	PERCENT RECOVERY	RECOVERY LIMITS
Dibromofluoromethane	89	(73 - 122)
1,2-Dichloroethane-d4	97	(61 - 128)
Toluene-d8	95	(76 - 110)
4-Bromofluorobenzene	85	(74 - 116)

NOTE(S):

Calculations are performed before rounding to avoid round-off errors in calculated results.

J Estimated result. Result is less than RL.

SW846 8260B SURROGATE RECOVERY

Lab Name: TestAmerica Laboratories, Inc. Client: Tetra Tech NUS, Inc

Lab Code: TALCAN SDG No: 9I09172

Lot #: A9I090172

Extraction: XXI25QK01

	CLIENT ID.	SRG01	SRG02	SRG03	SRG04	TOT OUT
01	INTRA-LAB QC	82	83	84	88	00
02	INTRA-LAB QC	80	80	84	85	00
03	MSA-DMW3D-090809	89	88	84	86	00
04	MSA-MW14I-090809	86	88	86	90	00
05	MSA-MW14D-090809	84	85	85	87	00
06	MSA-DMW5I-090809	84	87	83	87	00
07	TB-090809-01	86	87	83	83	00
08	MSA-MW6-090809	85	102	93	82	00
09	MSA-DMW1S-090809	85	97	90	81	00
10	MSA-MW5-090809	91	100	92	85	00
11	DMW11I-090809	86	104	92	83	00
12	DMW11S-090809	89	101	92	84	00
13	MSA-MW3-090809	85	85	83	82	00
14	MSA-MW4-090809	82	85	85	88	00
15	METHOD BLK. LK2MN1AA	81	82	84	86	00
16	METHOD BLK. LK6JL1AA	85	85	85	89	00
17	METHOD BLK. LK7KL1AA	89	97	95	85	00
18	LCS LK2MN1AC	83	80	86	93	00
19	LCS LK6JL1AC	87	85	87	97	00
20	LCS LK7KL1AC	93	98	95	92	00
21	LAB MS/MSD D	82	80	86	96	00
22	LAB MS/MSD D	81	78	88	97	00
23	MSA-MW14I-090809 D	86	82	87	99	00
24	LCSD LK2MN1AD	83	81	86	94	00
25	LCSD LK6JL1AD	86	83	86	96	00
26	LAB MS/MSD S	81	80	87	97	00
27	LAB MS/MSD S	82	81	87	98	00

\# Column to be used to flag recovery values
* Values outside of required QC Limits
D System monitoring Compound diluted out

FORM II

SW846 8260B SURROGATE RECOVERY

Lab Name: TestAmerica Laboratories, Inc. Client: Tetra Tech NUS, Inc

Lab Code: TALCAN SDG No: 9I09172

Lot #: A9I090172

Extraction: XXI25QK01

	CLIENT ID.	SRG01	SRG02	SRG03	SRG04	TOT OUT
01	MSA-MW14I-090809 S	88	84	86	96	00

SURROGATES		QC LIMITS
SRG01	= Dibromofluoromethane	(73-122)
SRG02	= 1,2-Dichloroethane-d4	(61-128)
SRG03	= Toluene-d8	(76-110)
SRG04	= 4-Bromofluorobenzene	(74-116)

\# Column to be used to flag recovery values
* Values outside of required QC Limits
D System monitoring Compound diluted out

FORM II

SW846 8260B CHECK SAMPLE RECOVERY

Lab Name: TestAmerica Laboratories, Inc. Client: Tetra Tech NUS, Inc

Lab Code: TALCAN SDG No: 9I09172

Lot #: A9I180000 WO #: LK2MN1AC
BATCH: 9261158

COMPOUND	SPIKE ADDED (ug/L)	SAMPLE CONCENT. (ug/L)	% REC	QC LIMITS REC	QUAL
1,1-Dichloroethene	10	9.8	98	63 - 130	
Trichloroethene	10	9.7	97	75 - 122	
Benzene	10	9.5	95	80 - 116	
Toluene	10	9.4	94	74 - 119	
Chlorobenzene	10	9.3	93	76 - 117	

NOTES(S):

* Values outside of QC limits

Spike Recovery: 0 out of 5 outside limits

COMMENTS:

FORM III

SW846 8260B CHECK SAMPLE DUPLICATE RECOVERY

Lab Name: TestAmerica Laboratories, Inc. Client: Tetra Tech NUS, Inc

Lab Code: TALCAN SDG No: 9I09172

Lot #: A9I180000 WO #: LK2MN1AD

BATCH: 9261158

COMPOUND	SPIKE ADDED (ug/L)	SAMPLE CONCENT. (ug/L)	% REC	QC LIMITS REC	QUAL
1,1-Dichloroethene	10	10	100	63 - 130	
Trichloroethene	10	9.9	99	75 - 122	
Benzene	10	9.6	96	80 - 116	
Toluene	10	9.7	97	74 - 119	
Chlorobenzene	10	9.5	95	76 - 117	

NOTES(S):

* Values outside of QC limits

Spike Recovery: 0 out of 5 outside limits

COMMENTS:

FORM III

SW846 8260B CHECK SAMPLE RECOVERY

Lab Name: TestAmerica Laboratories, Inc. Client: Tetra Tech NUS, Inc

Lab Code: TALCAN SDG No: 9I09172

Lot #: A9I210000 WO #: LK6JL1AC
BATCH: 9264171

COMPOUND	SPIKE ADDED (ug/L)	SAMPLE CONCENT. (ug/L)	% REC	QC LIMITS REC	QUAL
1,1-Dichloroethene	10	10	101	63 - 130	
Trichloroethene	10	9.8	98	75 - 122	
Benzene	10	9.8	98	80 - 116	
Toluene	10	9.4	94	74 - 119	
Chlorobenzene	10	9.5	95	76 - 117	

NOTES(S):

* Values outside of QC limits

Spike Recovery: 0 out of 5 outside limits

COMMENTS:

FORM III

SW846 8260B CHECK SAMPLE DUPLICATE RECOVERY

Lab Name: TestAmerica Laboratories, Inc. Client: Tetra Tech NUS, Inc

Lab Code: TALCAN SDG No: 9I09172

Lot #: A9I210000 WO #: LK6JL1AD

BATCH: 9264171

COMPOUND	SPIKE ADDED (ug/L)	SAMPLE CONCENT. (ug/L)	% REC	QC LIMITS REC	QUAL
1,1-Dichloroethene	10	10	102	63 - 130	
Trichloroethene	10	9.8	98	75 - 122	
Benzene	10	9.7	97	80 - 116	
Toluene	10	9.5	95	74 - 119	
Chlorobenzene	10	9.5	95	76 - 117	

NOTES(S):

* Values outside of QC limits

Spike Recovery: 0 out of 5 outside limits

COMMENTS:

FORM III

SW846 8260B CHECK SAMPLE RECOVERY

Lab Name: TestAmerica Laboratories, Inc. Client: Tetra Tech NUS, Inc

Lab Code: TALCAN SDG No: 9I09172

Lot #: A9I210000 WO #: LK7KL1AC
BATCH: 9264505

COMPOUND	SPIKE ADDED (ug/L)	SAMPLE CONCENT. (ug/L)	% REC	QC LIMITS REC	QUAL
1,1-Dichloroethene	20	24	119	63 - 130	
Trichloroethene	20	22	111	75 - 122	
Benzene	20	19	96	80 - 116	
Toluene	20	19	97	74 - 119	
Chlorobenzene	20	20	100	76 - 117	

NOTES(S):

* Values outside of QC limits

Spike Recovery: 0 out of 5 outside limits

COMMENTS:

FORM III

SW846 8260B MATRIX SPIKE/MATRIX SPIKE DUPLICATE RECOVERY

Lab Name: TestAmerica Laboratories, Inc. Client: Tetra Tech NUS, Inc

Lab Code: TALCAN SDG No: 9I09172

Matrix Spike ID: MSA-MW14I-090809

Lot #: A9I090172 WO #: LKHFT1EX
BATCH: 9261158

COMPOUND	SPIKE ADDED (ug/L)	SAMPLE CONCENT. (ug/L)	MS CONCENT. (ug/L)	MS % REC	LIMITS REC	QUAL
1,1-Dichloroethene	500	15	500	98	62 - 130	
Trichloroethene	500	17	480	93	62 - 130	
Benzene	500	11	490	95	78 - 118	
Toluene	500	ND	470	93	70 - 119	
Chlorobenzene	500	270	720	91	76 - 117	

NOTES(S):

Column to be used to flag recovery and RPD values with an asterisk
* Values outside of QC limits

RPD: 0 out of 0 outside limits
Spike Recovery: 0 out of 5 outside limits

COMMENTS:

FORM III

SW846 8260B MATRIX SPIKE/MATRIX SPIKE DUPLICATE RECOVERY

Lab Name: TestAmerica Laboratories, Inc. Client: Tetra Tech NUS, Inc

Lab Code: TALCAN SDG No: 9I09172

Matrix Spike ID: MSA-MW14I-090809

Lot #: A9I090172 WO #: LKHFT1E0
BATCH: 9261158

COMPOUND	SPIKE ADDED (ug/L)	MSD CONCENT. (ug/L)	MSD % REC	% RPD	QC LIMITS RPD	QC LIMITS REC	QUAL
1,1-Dichloroethene	500	500	98	0.18	20	62 - 130	
Trichloroethene	500	490	95	1.9	20	62 - 130	
Benzene	500	490	96	1.1	20	78 - 118	
Toluene	500	470	94	0.17	20	70 - 119	
Chlorobenzene	500	710	90	1.1	20	76 - 117	

NOTES(S):

Column to be used to flag recovery and RPD values with an asterisk
* Values outside of QC limits

RPD: 0 out of 5 outside limits
Spike Recovery: 0 out of 5 outside limits

COMMENTS:

FORM III

8A
VOLATILE INTERNAL STANDARD AREA SUMMARY

Lab Name: NORTH CANTON Contract:

Lab Code: TACAN Case No.: SAS No.: SDG No.: 9I09172

Lab File ID (Standard): UXJ4467 Date Analyzed: 09/17/09

Instrument ID: A3UX11 Time Analyzed: 1218

Matrix: (soil/water) WATER Level: (low/med) LOW Column: (pack/cap) CAP

		IS1 AREA #	RT	IS2 (CBZ) AREA #	RT	IS3 (DCB) AREA #	RT
	12 HOUR STD	2354293	5.22	1605684	7.90	624310	10.15
	UPPER LIMIT	4708586	5.72	3211368	8.40	1248620	10.65
	LOWER LIMIT	1177147	4.72	802842	7.40	312155	9.65
	EPA SAMPLE NO.						
01	LK2MNCHK	2275554	5.22	1546004	7.90	599330	10.15
02	LK2MNBLK	2211985	5.22	1489603	7.90	518072	10.15
03	LK2MNCKDUP	2246217	5.22	1523491	7.90	599232	10.15
04	MSA-DMW3D-09	1834304	5.22	1237157	7.90	459181	10.15
05	MSA-MW14I-09	1841055	5.22	1217110	7.90	449135	10.15
06	MSA-MW14I-09	1917877	5.22	1309830	7.90	537961	10.15
07	MSA-MW14I-09	1949750	5.22	1331372	7.90	559477	10.15
08							
09							
10							
11							
12							
13							
14							
15							
16							
17							
18							
19							
20							
21							
22							

IS1 = Fluorobenzene
IS2 (CBZ) = Chlorobenzene-d5
IS3 (DCB) = 1,4-Dichlorobenzene-d4

UPPER LIMIT = +100% of internal standard area.
LOWER LIMIT = - 50% of internal standard area.

Column used to flag internal standard area values with an asterisk.

8A
VOLATILE INTERNAL STANDARD AREA SUMMARY

Lab Name: NORTH CANTON Contract:

Lab Code: TACAN Case No.: SAS No.: SDG No.: 9I09172

Lab File ID (Standard): UXJ4495 Date Analyzed: 09/18/09

Instrument ID: A3UX11 Time Analyzed: 0937

Matrix: (soil/water) WATER Level: (low/med) LOW Column: (pack/cap) CAP

		IS1 AREA #	RT	IS2 (CBZ) AREA #	RT	IS3 (DCB) AREA #	RT
	12 HOUR STD	2146687	5.22	1454390	7.90	588002	10.15
	UPPER LIMIT	4293374	5.72	2908780	8.40	1176004	10.65
	LOWER LIMIT	1073344	4.72	727195	7.40	294001	9.65
	EPA SAMPLE NO.						
01	LK6JLCHK	2040237	5.22	1419537	7.90	604009	10.15
02	LK6JLCKDUP	2075151	5.22	1442356	7.90	607378	10.15
03	LK6JLBLK	2013266	5.22	1384568	7.90	532251	10.15
04	MSA-MW14D-09	1825334	5.22	1187309	7.90	439090	10.15
05	MSA-DMW5I-09	1797044	5.22	1189854	7.90	456615	10.15
06	TB-090809-01	1769442	5.22	1181963	7.90	452397	10.15
07	MSA-MW3-0908	1820911	5.22	1186386	7.90	441792	10.15
08	MSA-MW4-0908	1833944	5.22	1164542	7.90	449237	10.15
09							
10							
11							
12							
13							
14							
15							
16							
17							
18							
19							
20							
21							
22							

IS1 = Fluorobenzene
IS2 (CBZ) = Chlorobenzene-d5
IS3 (DCB) = 1,4-Dichlorobenzene-d4

UPPER LIMIT = +100% of internal standard area.
LOWER LIMIT = - 50% of internal standard area.

Column used to flag internal standard area values with an asterisk.

8A
VOLATILE INTERNAL STANDARD AREA SUMMARY

Lab Name: NORTH CANTON Contract:

Lab Code: TACAN Case No.: SAS No.: SDG No.: 9I09172

Lab File ID (Standard): UX99133 Date Analyzed: 09/17/09

Instrument ID: A3UX9 Time Analyzed: 1840

Matrix: (soil/water) WATER Level: (low/med) LOW Column: (pack/cap) CAP

		IS1 AREA #	RT	IS2 (CBZ) AREA #	RT	IS3 (DCB) AREA #	RT
	12 HOUR STD	926762	4.99	809098	7.64	507100	9.86
	UPPER LIMIT	1853524	5.49	1618196	8.14	1014200	10.36
	LOWER LIMIT	463381	4.49	404549	7.14	253550	9.36
	EPA SAMPLE NO.						
01	LK7KLBLK	896934	4.99	768715	7.63	449980	9.85
02	LK7KLCHK	918605	4.99	802265	7.63	499734	9.85
03	MSA-MW6-0908	847004	4.99	724151	7.64	414693	9.87
04	MSA-DMW1S-09	866043	4.99	754300	7.63	427635	9.85
05	MSA-MW5-0908	838135	4.99	728264	7.63	400943	9.85
06	DMW11I-09080	831159	4.99	715386	7.63	404775	9.86
07	DMW11S-09080	819804	4.99	724452	7.64	416060	9.85
08							
09							
10							
11							
12							
13							
14							
15							
16							
17							
18							
19							
20							
21							
22							

IS1 = Fluorobenzene
IS2 (CBZ) = Chlorobenzene-d5
IS3 (DCB) = 1,4-Dichlorobenzene-d4

UPPER LIMIT = +100% of internal standard area.
LOWER LIMIT = - 50% of internal standard area.

Column used to flag internal standard area values with an asterisk.

TestAmerica North Canton

INITIAL CALIBRATION DATA

Start Cal Date : 31-AUG-2009 09:37
End Cal Date : 01-SEP-2009 12:18
Quant Method : ESTD
Origin : Disabled
Target Version : 4.14
Integrator : Falcon
Method file : \\cansvr11\dd\chem\GCV\zpid.i\z90901.b\RSK_C_02.m
Last Edit : 02-Sep-2009 08:06 fausnigb
Curve Type : Average

Calibration File Names:
Level 1: \\cansvr11\dd\chem\GCV\zpid.i\z90901.b\ZF090102.D
Level 2: \\cansvr11\dd\chem\GCV\zpid.i\z90901.b\ZF090103.D
Level 3: \\cansvr11\dd\chem\GCV\zpid.i\z90901.b\ZF090104.D
Level 4: \\cansvr11\dd\chem\GCV\zpid.i\z90901.b\ZF090105.D
Level 5: \\cansvr11\dd\chem\GCV\zpid.i\z90901.b\ZF090106.D
Level 6: \\cansvr11\dd\chem\GCV\zpid.i\z90901.b\ZF090107.D
Level 7: \\cansvr11\dd\chem\GCV\zpid.i\z90901.b\ZF090108.D

Compound	0.50000 Level 1	1.000 Level 2	20.000 Level 3	100.000 Level 4	200.000 Level 5	400.000 Level 6	RRF	%RSD
	1500.000 Level 7							
1 Methane	10792	10815	14085	14213	14889	14648		
	13839						13326	13.193
2 Ethene	24483	27137	35033	34953	37328	35458		
	32979						32482	14.751
3 Ethane	26923	30687	40330	40073	43034	41823		
	39591						37494	16.391
4 Acetylene	12416	13729	15136	14830	15998	13283		
	11780						13881	10.964

TestAmerica North Canton

CONTINUING CALIBRATION COMPOUNDS

Instrument ID: zpid.i Injection Date: 17-SEP-2009 14:59
Lab File ID: ZF091702.D Init. Cal. Date(s): 31-AUG-2009 01-SEP-2009
Analysis Type: WATER Init. Cal. Times: 09:37 12:18
Lab Sample ID: 3714 Quant Type: ESTD
Method: \\cansvr11\dd\chem\GCV\zpid.i\z90917.b\RSK_C_02.m

COMPOUND	RRF / AMOUNT	RF100	MIN RRF	%D / %DRIFT	MAX %D / %DRIFT	CURVE TYPE
1 Methane	13326	13574	0.010	-1.86419	30.00000	Averaged
2 Ethene	32482	25545	0.010	21.35432	30.00000	Averaged
3 Ethane	37494	28115	0.010	25.01483	30.00000	Averaged
4 Acetylene	13881	13772	0.010	0.79079	30.00000	Averaged

RSK SOP-175 METHOD BLANK SUMMARY

BLANK WORKORDER NO.: LK6FC1AA

Lab Name: TestAmerica Laboratories, Inc.

Lab Code: TALCAN

SDG Number:9I09172

Lab File ID: ZF091705.

Lot Number: A9I090172

Date Analyzed: 09/17/09

Time Analyzed: 15:42

Matrix: WATER

Date Extracted:09/17/09

GC Column: CAP ID: .53

Extraction Method: RSKSOP-175

Instrument ID: Z

Level:(low/med) LOW

THIS METHOD BLANK APPLIES TO THE FOLLOWING SAMPLES, LCS, LCSD, MS , MSD:

	CLIENT ID.	SAMPLE WORK ORDER #	LAB FILE ID	DATE ANALYZED	TIME ANALYZED
01	MSA-MW14I-090809	LKHFT1CM	ZF091727.	09/18/09	15:10
02	CHECK SAMPLE	LK6FC1AC C	ZF091703.	09/17/09	15:13
03	DUPLICATE CHECK	LK6FC1AD L	ZF091704.	09/17/09	15:27
04					
05					
06					
07					
08					
09					
10					
11					
12					
13					
14					
15					
16					
17					
18					
19					
20					
21					
22					
23					
24					
25					
26					
27					
28					
29					
30					

COMMENTS:

FORM IV

METHOD BLANK REPORT

GC Volatiles

Client Lot #...: 9I09172 **Work Order #...:** LK6FC1AA **Matrix.....:** WATER
MB Lot-Sample #: A9I210000-104

Prep Date.....: 09/17/09 **Final Wgt/Vol..:** 1 mL
Analysis Date..: 09/17/09 **Prep Batch #...:** 9264104
Dilution Factor: 1 **Initial Wgt/Vol:** 1 mL

PARAMETER	RESULT	REPORTING LIMIT	UNITS	METHOD
Methane	ND	0.50	ug/L	RSK SOP-175
Ethane	ND	0.50	ug/L	RSK SOP-175
Ethene	ND	0.50	ug/L	RSK SOP-175

NOTE(S):

Calculations are performed before rounding to avoid round-off errors in calculated results.

RSK SOP-175 METHOD BLANK SUMMARY

BLANK WORKORDER NO.: LLLAJ1AA

Lab Name: TestAmerica Laboratories, Inc.

Lab Code: TALCAN

SDG Number:9I09172

Lab File ID: ZF092605.

Lot Number: A9I090172

Date Analyzed: 09/26/09

Time Analyzed: 19:10

Matrix: WATER

Date Extracted:09/26/09

GC Column: HAYSEP D ID: .32

Extraction Method: RSKSOP-175

Instrument ID: Z

Level:(low/med) LOW

THIS METHOD BLANK APPLIES TO THE FOLLOWING SAMPLES, LCS, LCSD, MS , MSD:

	CLIENT ID.	SAMPLE WORK ORDER #	LAB FILE ID	DATE ANALYZED	TIME ANALYZED
01	MSA-MW14I-090809	LKHFT2CM	ZF092609.	09/26/09	20:29
02	INTRA-LAB QC	LKV7E1AT	ZF092626.	09/27/09	00:33
03	LAB MS/MSD	LKV7E1AU S	ZF092627.	09/27/09	00:47
04	LAB MS/MSD	LKV7E1AV D	ZF092628.	09/27/09	01:01
05	CHECK SAMPLE	LLLAJ1AC C	ZF092603.	09/26/09	18:41
06	DUPLICATE CHECK	LLLAJ1AD L	ZF092604.	09/26/09	18:56
07					
08					
09					
10					
11					
12					
13					
14					
15					
16					
17					
18					
19					
20					
21					
22					
23					
24					
25					
26					
27					
28					
29					
30					

COMMENTS:

METHOD BLANK REPORT

GC Volatiles

Client Lot #...: 9I09172 **Work Order #...:** LLLAJ1AA **Matrix.....:** WATER
MB Lot-Sample #: A9I280000-067

Prep Date.....: 09/26/09 **Final Wgt/Vol..:** 1 mL
Analysis Date..: 09/26/09 **Prep Batch #...:** 9271067
Dilution Factor: 1 **Initial Wgt/Vol:** 1 mL

PARAMETER	RESULT	REPORTING LIMIT	UNITS	METHOD
Methane	**0.27 J**	**0.50**	**ug/L**	**RSK SOP-175**
Ethane	ND	0.50	ug/L	RSK SOP-175
Ethene	ND	0.50	ug/L	RSK SOP-175

NOTE(S):

Calculations are performed before rounding to avoid round-off errors in calculated results.

J Estimated result. Result is less than RL.

RSK SOP-175 CHECK SAMPLE RECOVERY

Lab Name: TestAmerica Laboratories, Inc. Client: Tetra Tech NUS, Inc

Lab Code: TALCAN SDG No: 9I09172

Lot #: A9I210000 WO #: LK6FC1AC
BATCH: 9264104

COMPOUND	SPIKE ADDED (ug/L)	SAMPLE CONCENT. (ug/L)	% REC	QC LIMITS REC	QUAL
Methane	73	96	132*	75- 127	a
Ethane	140	170	123	74- 138	
Ethene	130	160	126	73- 140	

NOTES(S):

a Spiked analyte recovery is outside stated control limits.

* Values outside of QC limits

Spike Recovery: 1 out of 3 outside limits

COMMENTS:

FORM III

RSK SOP-175 CHECK SAMPLE DUPLICATE RECOVERY

Lab Name: TestAmerica Laboratories, Inc. Client: Tetra Tech NUS, Inc

Lab Code: TALCAN SDG No: 9I09172

Lot #: A9I210000 WO #: LK6FC1AD
BATCH: 9264104

COMPOUND	SPIKE ADDED (ug/L)	SAMPLE CONCENT. (ug/L)	% REC	QC LIMITS REC	QUAL
Methane	73	89	122	75- 127	
Ethane	140	150	111	74- 138	
Ethene	130	140	114	73- 140	

NOTES(S):

* Values outside of QC limits

Spike Recovery: 0 out of 3 outside limits

COMMENTS:

RSK SOP-175 CHECK SAMPLE RECOVERY

Lab Name: TestAmerica Laboratories, Inc. Client: Tetra Tech NUS, Inc

Lab Code: TALCAN SDG No: 9I09172

Lot #: A9I280000 WO #: LLLAJ1AC
BATCH: 9271067

COMPOUND	SPIKE ADDED (ug/L)	SAMPLE CONCENT. (ug/L)	% REC	QC LIMITS REC	QUAL
Methane	73	73	100	75- 127	
Ethane	140	140	101	74- 138	
Ethene	130	140	113	73- 140	

NOTES(S):

* Values outside of QC limits

Spike Recovery: 0 out of 3 outside limits

COMMENTS:

FORM III

RSK SOP-175 CHECK SAMPLE DUPLICATE RECOVERY

Lab Name: TestAmerica Laboratories, Inc. Client: Tetra Tech NUS, Inc

Lab Code: TALCAN SDG No: 9I09172

Lot #: A9I280000 WO #: LLLAJ1AD
BATCH: 9271067

COMPOUND	SPIKE ADDED (ug/L)	SAMPLE CONCENT. (ug/L)	% REC	QC LIMITS REC	QUAL
Methane	73	71	97	75- 127	
Ethane	140	130	96	74- 138	
Ethene	130	130	104	73- 140	

NOTES(S):

* Values outside of QC limits

Spike Recovery: 0 out of 3 outside limits

COMMENTS:

Report Date : 28-Sep-2009 06:54

TestAmerica North Canton

INITIAL CALIBRATION DATA

Start Cal Date : 25-SEP-2009 14:45
End Cal Date : 25-SEP-2009 16:11
Quant Method : ESTD
Target Version : 4.14
Integrator : Falcon
Method file : \\cansvr11\dd\chem\GCV\zpid.i\z90925.b\RSK_C_02.m
Last Edit : 26-Sep-2009 17:02 fausnigb

Calibration File Names:
Level 1: \\cansvr11\dd\chem\GCV\zpid.i\z90925.b\ZF092511.D
Level 2: \\cansvr11\dd\chem\GCV\zpid.i\z90925.b\ZF092512.D
Level 3: \\cansvr11\dd\chem\GCV\zpid.i\z90925.b\ZF092513.D
Level 4: \\cansvr11\dd\chem\GCV\zpid.i\z90925.b\ZF092514.D
Level 5: \\cansvr11\dd\chem\GCV\zpid.i\z90925.b\ZF092515.D
Level 6: \\cansvr11\dd\chem\GCV\zpid.i\z90925.b\ZF092516.D
Level 7: \\cansvr11\dd\chem\GCV\zpid.i\z90925.b\ZF092517.D

Compound	0.5000000 Level 1	1.0000 Level 2	20.0000 Level 3	100.0000 Level 4	200.0000 Level 5	400.0000 Level 6	1500.0000 Level 7	Curve	Coefficients b	m1	m2	%RSD or R^2
1 Methane	936	1757	132171	851890	2426446	4246064	17319649	WLINR	0.24834	11727		0.99774
2 Ethene	3633	6329	483376	3828252	10720739	19041899	74912462	WLINR	0.47602	29230		0.99596
3 Ethane	3574	7359	581212	4710252	13334294	24472421	98140745	WLINR	0.52706	35360		0.99457
4 Acetylene	1853	2553	195276	1408204	3990881	6757762	25554965	WLINR	0.39911	10953		0.99688

TestAmerica North Canton

INITIAL CALIBRATION DATA

Start Cal Date : 25-SEP-2009 14:45
End Cal Date : 25-SEP-2009 16:11
Quant Method : ESTD
Target Version : 4.14
Integrator : Falcon
Method file : \\cansvr11\dd\chem\GCV\zpid.i\z90925.b\RSK_C_02.m
Last Edit : 26-Sep-2009 17:02 fausnigb

Curve	Formula	Units
Wt Linear	Amt = b + Rsp/ml	Response

Report Date: 26-Sep-2009 18:39

TestAmerica North Canton

CONTINUING CALIBRATION COMPOUNDS

Instrument ID: zpid.i Injection Date: 26-SEP-2009 18:27
Lab File ID: ZF092602.D Init. Cal. Date(s): 25-SEP-2009 25-SEP-2009
Analysis Type: WATER Init. Cal. Times: 14:45 16:11
Lab Sample ID: 3714 Quant Type: ESTD
Method: \\cansvr11\dd\chem\GCV\zpid.i\z90926.b\RSK_C_02.m

COMPOUND	RRF / AMOUNT	RF100	CCAL RRF100	MIN RRF	%D / %DRIFT	MAX %D / %DRIFT	CURVE TYPE	
1 Methane	73.00000	75.23726	12047	0.010	-3.06474	0.000e+000	Wt Linear	<-
2 Ethene	128	143	32446	0.010	-11.37214	0.000e+000	Wt Linear	<-
3 Ethane	137	139	35841	0.010	-1.74460	0.000e+000	Wt Linear	<-
4 Acetylene	118	209	19336	0.010	-76.87601	30.00000	Wt Linear	<-

5A
VOLATILE ORGANIC GC/MS TUNING AND MASS
CALIBRATION - BROMOFLUOROBENZENE (BFB)

Lab Name: NORTH CANTON Contract:

Lab Code: TACAN Case No.: SAS No.: SDG No.: 9I09172

Lab File ID: BFB1214 BFB Injection Date: 09/21/09

Instrument ID: A3UX16 BFB Injection Time: 1453

Matrix: (soil/water) WATER Level: (low/med) LOW Column: (pack/cap) CAP

m/e	ION ABUNDANCE CRITERIA	% RELATIVE ABUNDANCE
50	15.0 - 40.0% of mass 95	15.3
75	30.0 - 60.0% of mass 95	45.1
95	Base Peak, 100% relative abundance	100.0
96	5.0 - 9.0% of mass 95	6.6
173	Less than 2.0% of mass 174	0.4 (0.5)1
174	50.0 - 100.0% of mass 95	80.7
175	5.0 - 9.0% of mass 174	5.5 (6.8)1
176	Greater than 95.0%, but less than 101.0% of mass 174	76.8 (95.2)1
177	5.0 - 9.0% of mass 176	5.2 (6.8)2

1-Value is % of mass 174 2-Value is % of mass 176

THIS TUNE APPLIES TO THE FOLLOWING SAMPLES, MS, MSD, BLANKS, AND STANDARDS:

	EPA SAMPLE NO.	LAB SAMPLE ID	LAB FILE ID	DATE ANALYZED	TIME ANALYZED
01	VSTD050	250NG-IC	UXM0560	09/21/09	1522
02	VSTD020	100NG-IC	UXM0561	09/21/09	1546
03	VSTD010	50NG-IC	UXM0562	09/21/09	1610
04	VSTD005	25NG-IC	UXM0563	09/21/09	1634
05	VSTD002	10NG-IC	UXM0564	09/21/09	1659
06	VSTD001	5NG-IC	UXM0565	09/21/09	1723
07	LK76DCHK	LK76D1AC	UXM0566	09/21/09	1747
08	LK76DCKDUP	LK76D1AD	UXM0567	09/21/09	1811
09	LK76DBLK	LK76D1AA	UXM0568	09/21/09	1834
10	MSA-DMW1S-09	LKHGV1AN	UXM0569	09/21/09	1858
11	MSA-MW5-0908	LKHGX1A1	UXM0570	09/21/09	1921
12	DMW11S-09080	LKHG31AC	UXM0571	09/21/09	1945
13	MSA-MW14I-09	LKHFT1AC	UXM0572	09/21/09	2008
14	MSA-DMW3D-09	LKHFD1AC	UXM0574	09/21/09	2055
15	MSA-MW14D-09	LKHGC1AN	UXM0575	09/21/09	2119
16	MSA-DMW5I-09	LKHGM1AN	UXM0576	09/21/09	2142
17	MSA-MW6-0908	LKHGR1AC	UXM0577	09/21/09	2206
18	DMW11I-09080	LKHG11AC	UXM0578	09/21/09	2230
19	MSA-MW3-0908	LKHG61AN	UXM0579	09/21/09	2254
20	MSA-MW4-0908	LKHG71AC	UXM0580	09/21/09	2317
21					
22					

Report Date : 22-Sep-2009 10:26

TestAmerica North Canton

INITIAL CALIBRATION DATA

Start Cal Date : 21-SEP-2009 15:22
End Cal Date : 21-SEP-2009 17:23
Quant Method : ISTD
Origin : Disabled
Target Version : 4.14
Integrator : HP RTE
Method file : \\cansvr11\dd\chem\MSV\a3ux16.i\M90921A-IC.b\8260SIMUX16.m
Last Edit : 22-Sep-2009 10:25 a3ux16.i
Curve Type : Average

Calibration File Names:
Level 1: \\cansvr11\dd\chem\MSV\a3ux16.i\M90921A-IC.b\UXM0565.D
Level 2: \\cansvr11\dd\chem\MSV\a3ux16.i\M90921A-IC.b\UXM0564.D
Level 3: \\cansvr11\dd\chem\MSV\a3ux16.i\M90921A-IC.b\UXM0563.D
Level 4: \\cansvr11\dd\chem\MSV\a3ux16.i\M90921A-IC.b\UXM0562.D
Level 5: \\cansvr11\dd\chem\MSV\a3ux16.i\M90921A-IC.b\UXM0561.D
Level 6: \\cansvr11\dd\chem\MSV\a3ux16.i\M90921A-IC.b\UXM0560.D

Compound	5.000 Level 1	10.000 Level 2	25.000 Level 3	50.000 Level 4	100.000 Level 5	250.000 Level 6	___ RRF	% RSD
44 1,4-Dioxane	0.00572	0.00532	0.00498	0.00472	0.00437	0.00486	0.00499	9.480
$ 5 1,2-Dichloroethane-d4	0.29343	0.28502	0.28414	0.28351	0.26653	0.29011	0.28379	3.277

SW846 8260B SIM METHOD BLANK SUMMARY

BLANK WORKORDER NO.: LK76D1AA

Lab Name: TestAmerica Laboratories, Inc.

Lab Code: TALCAN

SDG Number: 9I09172

Lab File ID: UXM0568.D

Lot Number: A9I090172

Date Analyzed: 09/21/09

Time Analyzed: 18:34

Matrix: WATER

Date Extracted: 09/21/09

GC Column: DB624 ID: .18

Extraction Method: 5030B/8260B

Instrument ID: UX16

Level: (low/med) LOW

THIS METHOD BLANK APPLIES TO THE FOLLOWING SAMPLES, LCS, LCSD, MS , MSD:

	CLIENT ID.	SAMPLE WORK ORDER #	LAB FILE ID	DATE ANALYZED	TIME ANALYZED
01	MSA-DMW3D-090809	LKHFD1AC	UXM0574.D	09/21/09	20:55
02	MSA-MW14I-090809	LKHFT1AC	UXM0572.D	09/21/09	20:08
03	MSA-MW14D-090809	LKHGC1AN	UXM0575.D	09/21/09	21:19
04	MSA-DMW5I-090809	LKHGM1AN	UXM0576.D	09/21/09	21:42
05	MSA-MW6-090809	LKHGR1AC	UXM0577.D	09/21/09	22:06
06	MSA-DMW1S-090809	LKHGV1AN	UXM0569.D	09/21/09	18:58
07	MSA-MW5-090809	LKHGX1A1	UXM0570.D	09/21/09	19:21
08	DMW11I-090809	LKHG11AC	UXM0578.D	09/21/09	22:30
09	DMW11S-090809	LKHG31AC	UXM0571.D	09/21/09	19:45
10	MSA-MW3-090809	LKHG61AN	UXM0579.D	09/21/09	22:54
11	MSA-MW4-090809	LKHG71AC	UXM0580.D	09/21/09	23:17
12	CHECK SAMPLE	LK76D1AC C	UXM0566.D	09/21/09	17:47
13	DUPLICATE CHECK	LK76D1AD L	UXM0567.D	09/21/09	18:11
14					
15					
16					
17					
18					
19					
20					
21					
22					
23					
24					
25					
26					
27					
28					
29					
30					

COMMENTS:

FORM IV

METHOD BLANK REPORT

GC/MS Volatiles

Client Lot #...: 9I09172 **Work Order #...:** LK76D1AA **Matrix.....:** WATER
MB Lot-Sample #: A9I220000-143

Prep Date.....: 09/21/09 **Final Wgt/Vol..:** 5 mL
Analysis Date..: 09/21/09 **Prep Batch #...:** 9265143
Dilution Factor: 1 **Initial Wgt/Vol:** 5 mL

PARAMETER	RESULT	REPORTING LIMIT	UNITS	METHOD
1,4-Dioxane	ND	2.0	ug/L	SW846 8260B SIM

SURROGATE	PERCENT RECOVERY	RECOVERY LIMITS
1,2-Dichloroethane-d4	98	(61 - 128)

NOTE(S):

Calculations are performed before rounding to avoid round-off errors in calculated results.

SW846 8260B SIM SURROGATE RECOVERY

Lab Name: TestAmerica Laboratories, Inc. Client: Tetra Tech NUS, Inc

Lab Code: TALCAN SDG No: 9I09172

Lot #: A9I090172

Extraction: XXI25RT01

	CLIENT ID.	SRG01	TOT OUT
01	MSA-DMW3D-090809	98	00
02	MSA-MW14I-090809	95	00
03	MSA-MW14D-090809	99	00
04	MSA-DMW5I-090809	97	00
05	MSA-MW6-090809	99	00
06	MSA-DMW1S-090809	96	00
07	MSA-MW5-090809	96	00
08	DMW11I-090809	99	00
09	DMW11S-090809	94	00
10	MSA-MW3-090809	97	00
11	MSA-MW4-090809	97	00
12	METHOD BLK. LK76D1AA	98	00
13	LCS LK76D1AC	95	00
14	LCSD LK76D1AD	97	00

SURROGATES		QC LIMITS
SRG01	= 1,2-Dichloroethane-d4	(61-128)

\# Column to be used to flag recovery values
* Values outside of required QC Limits
D System monitoring Compound diluted out

FORM II

SW846 8260B SIM CHECK SAMPLE RECOVERY

Lab Name: TestAmerica Laboratories, Inc. Client: Tetra Tech NUS, Inc

Lab Code: TALCAN SDG No: 9I09172

Lot #: A9I220000 WO #: LK76D1AC
BATCH: 9265143

COMPOUND	SPIKE ADDED (ug/L)	SAMPLE CONCENT. (ug/L)	% REC	QC LIMITS REC	QUAL
1,4-Dioxane	10	9.1	91	50- 150	

NOTES(S):

* Values outside of QC limits

Spike Recovery: 0 out of 1 outside limits

COMMENTS:

FORM III

SW846 8260B SIM CHECK SAMPLE DUPLICATE RECOVERY

Lab Name: TestAmerica Laboratories, Inc. Client: Tetra Tech NUS, Inc

Lab Code: TALCAN SDG No: 9I09172

Lot #: A9I220000 WO #: LK76D1AD

BATCH: 9265143

COMPOUND	SPIKE ADDED (ug/L)	SAMPLE CONCENT. (ug/L)	% REC	QC LIMITS REC	QUAL
1,4-Dioxane	10	8.9	89	50- 150	

NOTES(S):

* Values outside of QC limits

Spike Recovery: 0 out of 1 outside limits

COMMENTS:

FORM III

8A
VOLATILE INTERNAL STANDARD AREA SUMMARY

Lab Name: NORTH CANTON Contract:

Lab Code: TACAN Case No.: SAS No.: SDG No.: 9I09172

Lab File ID (Standard): UXM0562 Date Analyzed: 09/21/09

Instrument ID: A3UX16 Time Analyzed: 1610

Matrix: (soil/water) WATER Level: (low/med) LOW Column: (pack/cap) CAP

		IS1 AREA #	RT	AREA #	RT	AREA #	RT
	12 HOUR STD	2128766	5.73				
	UPPER LIMIT	4257532	6.23				
	LOWER LIMIT	1064383	5.23				
	EPA SAMPLE NO.						
01	LK76DCHK	2060430	5.73				
02	LK76DCKDUP	2067657	5.73				
03	LK76DBLK	1987988	5.73				
04	MSA-DMW1S-09	1982479	5.73				
05	MSA-MW5-0908	2026740	5.73				
06	DMW11S-09080	2038979	5.73				
07	MSA-MW14I-09	2052656	5.73				
08	MSA-DMW3D-09	1961110	5.73				
09	MSA-MW14D-09	1889974	5.73				
10	MSA-DMW5I-09	1953268	5.73				
11	MSA-MW6-0908	1886528	5.73				
12	DMW11I-09080	1842644	5.73				
13	MSA-MW3-0908	1903378	5.73				
14	MSA-MW4-0908	1896218	5.72				
15							
16							
17							
18							
19							
20							
21							
22							

IS1 = Fluorobenzene

UPPER LIMIT = +100% of internal standard area.

Column used to flag internal standard area values with an asterisk.

Report Date : 06-Jul-2009 16:18

TestAmerica North Canton

INITIAL CALIBRATION DATA

Start Cal Date : 06-JUL-2009 11:12
End Cal Date : 06-JUL-2009 14:42
Quant Method : ESTD
Target Version : 4.14
Integrator : Falcon
Method file : \\cansvr11\dd\chem\GCV\afid.i\A90706.b\A8015B.m
Last Edit : 06-Jul-2009 15:15 fausnigb

Calibration File Names:
Level 1: \\cansvr11\dd\chem\GCV\afid.i\A90706.b\AF070603.D
Level 2: \\cansvr11\dd\chem\GCV\afid.i\A90706.b\AF070604.D
Level 3: \\cansvr11\dd\chem\GCV\afid.i\A90706.b\AF070605.D
Level 4: \\cansvr11\dd\chem\GCV\afid.i\A90706.b\AF070606.D
Level 5: \\cansvr11\dd\chem\GCV\afid.i\A90706.b\AF070607.D
Level 6: \\cansvr11\dd\chem\GCV\afid.i\A90706.b\AF070608.D
Level 7: \\cansvr11\dd\chem\GCV\afid.i\A90706.b\AF070609.D

Compound	250.0000 Level 1	500.0000 Level 2	1000.0000 Level 3	2000.0000 Level 4	4000.0000 Level 5	5000.0000 Level 6	Curve	Coefficients b	m1	m2	%RSD or R^2	
	8000.0000 Level 7											
1 2-Methyl Pentane	+++++	+++++	+++++	+++++	+++++	+++++						
	+++++						QUAD	0.000e+000	0.000e+000	0.000e+000	0.000e+000	<-
S 2 TPH-1	46113	43502	43761	44602	47255	46111						
	46377						AVRG		45389		3.15852	
3 Fluorobenzene (IS)	4211000	4217874	4588856	5444788	4879706	5229754						
	+++++						QUAD	50.00000	0.000e+000	0.000e+000	0.000e+000	<-
S 4 TPH-2	36554	33113	37252	37213	42449	39244						
	37916						AVRG		37677		7.48922	

TestAmerica North Canton

INITIAL CALIBRATION DATA

Start Cal Date : 06-JUL-2009 11:12
End Cal Date : 06-JUL-2009 14:42
Quant Method : ESTD
Target Version : 4.14
Integrator : Falcon
Method file : \\cansvr11\dd\chem\GCV\afid.i\A90706.b\A8015B.m
Last Edit : 06-Jul-2009 15:15 fausnigb

Compound	250.0000 Level 1	500.0000 Level 2	1000.0000 Level 3	2000.0000 Level 4	4000.0000 Level 5	5000.0000 Level 6	8000.0000 Level 7	Curve	Coefficients b	m1	m2	%RSD or R^2	
S 6 Total TPH	41094	37308	38811	39427	43223	40359	39286	AVRG		39929		4.70550	✓
S 7 TPH-3	39341	34909	36596	37208	41336	37669	35968	AVRG		37575		5.75497	
8 1,2,4-Trimethylbenzene	+++++	+++++	+++++	+++++	+++++	+++++	+++++	QUAD	0.000e+000	0.000e+000	0.000e+000	0.000e+000	<-
9 N-Dodecane	+++++	+++++	+++++	+++++	+++++	+++++	+++++	QUAD	0.000e+000	0.000e+000	0.000e+000	0.000e+000	<-
S 5 TFT (Surrogate)	34593	35131	38383	39965	42460	42122	40449	AVRG		39015		8.07322	✓

TestAmerica North Canton

INITIAL CALIBRATION DATA

Start Cal Date : 06-JUL-2009 11:12
End Cal Date : 06-JUL-2009 14:42
Quant Method : ESTD
Target Version : 4.14
Integrator : Falcon
Method file : \\cansvr11\dd\chem\GCV\afid.i\A90706.b\A8015B.m
Last Edit : 06-Jul-2009 15:15 fausnigb

Average %RSD Results.	
Calculated Average %RSD =	5.83629
Maximun Average %RSD =	20.00000
* Passed Average %RSD Test.	

Curve	Formula	Units
Averaged	Amt = Rsp/m1	Response
Quad	Amt = b + m1*Rsp + m2*Rsp^2	Response

SW846 8015B METHOD BLANK SUMMARY

BLANK WORKORDER NO.: LKVWT1AA

Lab Name: TestAmerica Laboratories, Inc.

Lab Code: TALCAN

SDG Number:9I09172

Lab File ID: AF091505.

Lot Number: A9I090172

Date Analyzed: 09/15/09

Time Analyzed: 11:50

Matrix: WATER

Date Extracted:09/15/09

GC Column: 502.2 ID: .53

Extraction Method: 5030

Instrument ID: A

Level:(low/med) LOW

THIS METHOD BLANK APPLIES TO THE FOLLOWING SAMPLES, LCS, LCSD, MS , MSD:

	CLIENT ID.	SAMPLE WORK ORDER #	LAB FILE ID	DATE ANALYZED	TIME ANALYZED
01	DMW11S-090809	LKHG31CN	AF091507.	09/15/09	13:01
02	DMW11S-090809	LKHG31CR S	AF091508.	09/15/09	13:37
03	DMW11S-090809	LKHG31CT D	AF091509.	09/15/09	14:13
04	CHECK SAMPLE	LKVWT1AC C	AF091503.	09/15/09	10:38
05					
06					
07					
08					
09					
10					
11					
12					
13					
14					
15					
16					
17					
18					
19					
20					
21					
22					
23					
24					
25					
26					
27					
28					
29					
30					

COMMENTS:

FORM IV

METHOD BLANK REPORT

GC Volatiles

Client Lot #...: 9I09172 **Work Order #...:** LKVWT1AA **Matrix.....:** WATER
MB Lot-Sample #: A9I160000-093

Prep Date.....: 09/15/09 **Final Wgt/Vol..:** 5 mL
Analysis Date..: 09/15/09 **Prep Batch #...:** 9259093
Dilution Factor: 1 **Initial Wgt/Vol:** 5 mL

PARAMETER	RESULT	REPORTING LIMIT	UNITS	METHOD
TPH (as Gasoline)	ND	100	ug/L	SW846 8015B

SURROGATE	PERCENT RECOVERY	RECOVERY LIMITS
Trifluorotoluene	114	(10 - 150)

NOTE(S):

Calculations are performed before rounding to avoid round-off errors in calculated results.

TestAmerica North Canton

CONTINUING CALIBRATION COMPOUNDS

Instrument ID: afid.i Injection Date: 15-SEP-2009 10:02
Lab File ID: AF091502.D Init. Cal. Date(s): 06-JUL-2009 06-JUL-2009
Analysis Type: WATER Init. Cal. Times: 11:12 14:42
Lab Sample ID: GAS CAL Quant Type: ESTD
Method: \\cansvr11\dd\chem\GCV\afid.i\A90915.b\A8015B.m

COMPOUND	RRF / AMOUNT	RF1000	CCAL RRF1000	MIN RRF	%D / %DRIFT	MAX %D / %DRIFT	CURVE TYPE	
S 6 Total TPH	39929	40313	40313	0.010	-0.95990	15.00000	Averaged	
S 2 TPH-1	45389	50946	50946	0.010	-12.24368	15.00000	Averaged	
3 Fluorobenzene (IS)	50.00000	50.00000	89352	0.010	0.000e+000	15.00000	Quadratic	
S 4 TPH-2	37677	41101	41101	0.010	-9.08865	15.00000	Averaged	
S 5 TFT (Surrogate)	39015	28338	28338	0.010	27.36635	15.00000	Averaged	<-
S 7 TPH-3	37575	34865	34865	0.010	7.21361	15.00000	Averaged	

Average %D / Drift Results.

Calculated Average %D/Drift = 11.37444
Maximun Average %D/Drift = 15.00000
* Passed Average %D/Drift Test.

Opening CCV
DMW115-090809

TestAmerica North Canton

CONTINUING CALIBRATION COMPOUNDS

Instrument ID: afid.i Injection Date: 15-SEP-2009 22:00
Lab File ID: AF091522.D Init. Cal. Date(s): 06-JUL-2009 06-JUL-2009
Analysis Type: WATER Init. Cal. Times: 11:12 14:42
Lab Sample ID: GAS CAL Quant Type: ESTD
Method: \\cansvr11\dd\chem\GCV\afid.i\A90915.b\A8015B.m

		CCAL	MIN		MAX	
COMPOUND	RRF / AMOUNT	RF1000	RRF1000	RRF	%D / %DRIFT	%D / %DRIFT	CURVE TYPE	
S 6 Total TPH	39929	36220	36220	0.010	9.29027	15.00000	Averaged	
S 2 TPH-1	45389	43909	43909	0.010	3.25918	15.00000	Averaged	
3 Fluorobenzene (IS)	50.00000	50.00000	88103	0.010	0.000e+000	15.00000	Quadratic	
S 4 TPH-2	37677	35005	35005	0.010	7.09205	15.00000	Averaged	
S 5 TFT (Surrogate)	39015	27792	27792	0.010	28.76418	15.00000	Averaged	<-
S 7 TPH-3	37575	32578	32578	0.010	13.30022	15.00000	Averaged	

Average %D / Drift Results.	
Calculated Average %D/Drift =	12.34118
Maximun Average %D/Drift =	15.00000
* Passed Average %D/Drift Test.	

Closing CCV
DMW115-090809

SW846 8015B SURROGATE RECOVERY

Lab Name: TestAmerica Laboratories, Inc. Client: Tetra Tech NUS, Inc

Lab Code: TALCAN SDG No: 9I09172

Lot #: A9I090172

Extraction: XXI15KJ01

	CLIENT ID.	SRG01	TOT OUT
01	INTRA-LAB QC	124	00
02	MSA-DMW2S-090809	124	00
03	MSA-MW6-090809	121	00
04	MSA-DMW1S-090809	126	00
05	MSA-MW5-090809	113	00
06	DMW11S-090809	150	00
07	MSA-MW3-090809	105	00
08	MSA-MW4-090809	118	00
09	METHOD BLK. LKQJ91AA	114	00
10	METHOD BLK. LKVWT1AA	114	00
11	LCS LKQJ91AC	120	00
12	LCS LKVWT1AC	119	00
13	LAB MS/MSD D	128	00
14	DMW11S-090809 D	143	00
15	LCSD LKQJ91AD	120	00
16	LAB MS/MSD S	129	00
17	DMW11S-090809 S	147	00

SURROGATES		QC LIMITS
SRG01	= Trifluorotoluene	(10-150)

\# Column to be used to flag recovery values
* Values outside of required QC Limits
D System monitoring Compound diluted out

FORM II

SW846 8015B CHECK SAMPLE RECOVERY

Lab Name: TestAmerica Laboratories, Inc. Client: Tetra Tech NUS, Inc

Lab Code: TALCAN SDG No: 9I09172

Lot #: A9I160000 WO #: LKVWT1AC
BATCH: 9259093

COMPOUND	SPIKE ADDED (ug/L)	SAMPLE CONCENT. (ug/L)	% REC	QC LIMITS REC	QUAL
TPH (as Gasoline)	200	190	94	72- 140	

NOTES(S):

* Values outside of QC limits

Spike Recovery: 0 out of 1 outside limits

COMMENTS:

SW846 8015B MATRIX SPIKE/MATRIX SPIKE DUPLICATE RECOVERY

Lab Name: TestAmerica Laboratories, Inc. Client: Tetra Tech NUS, Inc

Lab Code: TALCAN SDG No: 9I09172

Matrix Spike ID: DMW11S-090809

Lot #: A9I090172 WO #: LKHG31CR
BATCH: 9259093

COMPOUND	SPIKE ADDED (ug/L)	SAMPLE CONCENT. (ug/L)	MS CONCENT. (ug/L)	MS % REC	LIMITS REC	QUAL
TPH (as Gasoline)	4000	17000	21000	85	63- 143	

NOTES(S):

Column to be used to flag recovery and RPD values with an asterisk
* Values outside of QC limits

RPD: 0 out of 0 outside limits
Spike Recovery: 0 out of 1 outside limits

COMMENTS:

FORM III

SW846 8015B MATRIX SPIKE/MATRIX SPIKE DUPLICATE RECOVERY

Lab Name: TestAmerica Laboratories, Inc. Client: Tetra Tech NUS, Inc

Lab Code: TALCAN SDG No: 9I09172

Matrix Spike ID: DMW11S-090809

Lot #: A9I090172 WO #: LKHG31CT
BATCH: 9259093

COMPOUND	SPIKE ADDED (ug/L)	MSD CONCENT. (ug/L)	MSD % REC	% RPD	QC LIMITS RPD	QC LIMITS REC	QUAL
TPH (as Gasoline)	4000	19000	46*	7.8	20	63- 143	a

NOTES(S):

a Spiked analyte recovery is outside stated control limits.

Column to be used to flag recovery and RPD values with an asterisk
* Values outside of QC limits

RPD: 0 out of 1 outside limits
Spike Recovery: 1 out of 1 outside limits

COMMENTS:

FORM III

SW846 8015B METHOD BLANK SUMMARY

BLANK WORKORDER NO.: LKQJ91AA

Lab Name: TestAmerica Laboratories, Inc.

Lab Code: TALCAN

SDG Number:9I09172

Lab File ID: AF091107.

Lot Number: A9I090172

Date Analyzed: 09/11/09

Time Analyzed: 13:18

Matrix: WATER

Date Extracted:09/11/09

GC Column: 502.2 ID: .53

Extraction Method: 5030

Instrument ID: A

Level:(low/med) LOW

THIS METHOD BLANK APPLIES TO THE FOLLOWING SAMPLES, LCS, LCSD, MS , MSD:

	CLIENT ID.	SAMPLE WORK ORDER #	LAB FILE ID	DATE ANALYZED	TIME ANALYZED
01	INTRA-LAB QC	LKDK11C0	AF091110.	09/11/09	15:04
02	LAB MS/MSD	LKDK11DT S	AF091118.	09/11/09	19:44
03	LAB MS/MSD	LKDK11DU D	AF091119.	09/11/09	20:19
04	MSA-DMW2S-090809	LKHGP1AC	AF091111.	09/11/09	15:39
05	MSA-MW6-090809	LKHGR1CN	AF091112.	09/11/09	16:15
06	MSA-DMW1S-090809	LKHGV1CN	AF091113.	09/11/09	16:50
07	MSA-MW5-090809	LKHGX1CN	AF091114.	09/11/09	17:25
08	MSA-MW3-090809	LKHG61CN	AF091116.	09/11/09	18:34
09	MSA-MW4-090809	LKHG71CN	AF091117.	09/11/09	19:09
10	CHECK SAMPLE	LKQJ91AC C	AF091103.	09/11/09	10:56
11	DUPLICATE CHECK	LKQJ91AD L	AF091104.	09/11/09	11:32
12					
13					
14					
15					
16					
17					
18					
19					
20					
21					
22					
23					
24					
25					
26					
27					
28					
29					
30					

COMMENTS:

FORM IV

TestAmerica North Canton

CONTINUING CALIBRATION COMPOUNDS

Instrument ID: afid.i Injection Date: 11-SEP-2009 10:21
Lab File ID: AF091102.D Init. Cal. Date(s): 06-JUL-2009 06-JUL-2009
Analysis Type: WATER Init. Cal. Times: 11:12 14:42
Lab Sample ID: GAS CAL Quant Type: ESTD
Method: \\cansvr11\dd\chem\GCV\afid.i\A90911.b\A8015B.m

COMPOUND	RRF / AMOUNT	RF1000	CCAL RRF1000	MIN RRF	%D / %DRIFT	MAX %D / %DRIFT	CURVE TYPE	
S 6 Total TPH	39929	39592	39592	0.010	0.84488	15.00000	Averaged	
S 2 TPH-1	45389	50505	50505	0.010	-11.27146	15.00000	Averaged	
3 Fluorobenzene (IS)	50.00000	50.00000	89469	0.010	0.000e+000	15.00000	Quadratic	
S 4 TPH-2	37677	39459	39459	0.010	-4.72943	15.00000	Averaged	
S 5 TFT (Surrogate)	39015	28172	28172	0.010	27.79065	15.00000	Averaged	<-
S 7 TPH-3	37575	34158	34158	0.010	9.09431	15.00000	Averaged	

Average %D / Drift Results.

Calculated Average %D/Drift = 10.74615
Maximun Average %D/Drift = 15.00000
* Passed Average %D/Drift Test.

Opening CCV
MSA-DMW15-090809
MSA-DMW25-090809
MSA-MW3-090809
MSA-MW4-090809
MSA-MW5-090809
MSA-MW6-090809

TestAmerica North Canton

CONTINUING CALIBRATION COMPOUNDS

Instrument ID: afid.i Injection Date: 11-SEP-2009 22:38
Lab File ID: AF091123.D Init. Cal. Date(s): 06-JUL-2009 06-JUL-2009
Analysis Type: WATER Init. Cal. Times: 11:12 14:42
Lab Sample ID: GAS CAL Quant Type: ESTD
Method: \\cansvr11\dd\chem\GCV\afid.i\A90911.b\A8015B.m

COMPOUND	RRF / AMOUNT	RF1000	CCAL RRF1000	MIN RRF	%D / %DRIFT	MAX %D / %DRIFT	CURVE TYPE	
S 6 Total TPH	39929	35120	35120	0.010	12.04508	15.00000	Averaged	
S 2 TPH-1	45389	42242	42242	0.010	6.93182	15.00000	Averaged	
3 Fluorobenzene (IS)	50.00000	50.00000	91178	0.010	0.000e+000	15.00000	Quadratic	
S 4 TPH-2	37677	34578	34578	0.010	8.22536	15.00000	Averaged	
S 5 TFT (Surrogate)	39015	28215	28215	0.010	27.68149	15.00000	Averaged	<-
S 7 TPH-3	37575	31649	31649	0.010	15.77168	15.00000	Averaged	<-

Average %D / Drift Results.

Calculated Average %D/Drift = 14.13108
Maximun Average %D/Drift = 15.00000
* Passed Average %D/Drift Test.

Closing CCV
same as opening samples

METHOD BLANK REPORT

GC Volatiles

Client Lot #...: 9I09172 **Work Order #...:** LKQJ91AA **Matrix.....:** WATER
MB Lot-Sample #: A9I140000-116

Prep Date.....: 09/11/09 **Final Wgt/Vol..:** 5 mL
Analysis Date..: 09/11/09 **Prep Batch #...:** 9257116
Dilution Factor: 1 **Initial Wgt/Vol:** 5 mL

PARAMETER	RESULT	REPORTING LIMIT	UNITS	METHOD
TPH (as Gasoline)	ND	100	ug/L	SW846 8015B

SURROGATE	PERCENT RECOVERY	RECOVERY LIMITS
Trifluorotoluene	114	(10 - 150)

NOTE(S):

Calculations are performed before rounding to avoid round-off errors in calculated results.

APPENDIX E— ANALYTICAL-DATA TABLES

Table E-1
Summary of Chemical Results for Groundwater Samples
Lockheed Martin, Martin State Airport, Middle River, Maryland

SAMPLE ID:		MSA-MW3-090809	MSA-MW4-090809	MSA-MW5-090809	MSA-MW6-090809	MSA-DMW1S-090809	MSA-DMW1A-090409
LABORATORY ID:	MDE	A9I090172012	A9I090172013	A9I090172009	A9I090172007	A9I090172008	A9I050193002
SAMPLE DATE:	GROUNDWATER	9/8/2009	9/8/2009	9/8/2009	9/8/2009	9/8/2009	9/4/2009
LOCATION:	CRITERIA	MSA-MW3	MSA-MW4	MSA-MW5	MSA-MW6	MSA-DMW1S	MSA-DMW1A
VOLATILES (ug/l)							
1,1,1-TRICHLOROETHANE	200	--	--	--	--	--	--
1,1-DICHLOROETHENE	7	--	--	--	--	--	--
1,2,3-TRIMETHYLBENZENE		--	--	--	--	--	--
1,2,4-TRICHLOROBENZENE	70	--	--	--	--	--	--
1,2,4-TRIMETHYLBENZENE		--	--	--	--	--	--
1,2-DICHLOROBENZENE	600	--	--	--	--	--	--
1,2-DICHLOROETHANE	5	--	1.6	--	--	--	--
1,3-DICHLOROBENZENE	1.8	--	--	--	--	--	--
1,4-DICHLOROBENZENE	75	--	--	--	--	--	--
1,4-DIOXANE		2.4 L	0.75 L	--	3.1 L	130 L	490 J
2-BUTANONE	700	--	--	--	--	--	--
ACETONE	550	3.1 B	1.1 B	180 B	3.7 B	8.1 B	--
BENZENE	5	--	2.2	--	--	1.4	--
BROMODICHLOROMETHANE	80	--	--	--	--	--	--
CARBON DISULFIDE	100	0.74 B	--	--	--	--	--
CARBON TETRACHLORIDE	5	--	--	--	--	--	--
CHLOROBENZENE	100	--	--	--	--	15	--
CHLORODIBROMOMETHANE		--	--	--	--	--	--
CHLOROFORM	80	--	--	--	--	--	--
CHLOROMETHANE	19	--	--	--	--	--	--
CIS-1,2-DICHLOROETHENE	70	19	0.88 J	2400	0.56 J	21	6800
ETHANE		NA	NA	NA	NA	NA	NA
ETHENE		NA	NA	NA	NA	NA	NA
ETHYLBENZENE	700	--	--	--	--	--	--
ISOPROPYLBENZENE	66	--	--	--	--	0.19 J	--
M+P-XYLENES		--	--	--	--	--	--

Table E-1
Summary of Chemical Results for Groundwater Samples
Lockheed Martin, Martin State Airport, Middle River, Maryland

SAMPLE ID:		MSA-MW3-090809	MSA-MW4-090809	MSA-MW5-090809	MSA-MW6-090809	MSA-DMW1S-090809	MSA-DMW1A-090409
LABORATORY ID:	MDE	A9I090172012	A9I090172013	A9I090172009	A9I090172007	A9I090172008	A9I050193002
SAMPLE DATE:	GROUNDWATER	9/8/2009	9/8/2009	9/8/2009	9/8/2009	9/8/2009	9/4/2009
LOCATION:	CRITERIA	MSA-MW3	MSA-MW4	MSA-MW5	MSA-MW6	MSA-DMW1S	MSA-DMW1A
METHANE		NA	NA	NA	NA	NA	NA
METHYLENE CHLORIDE	5	--	--	--	--	--	240 B
O-XYLENE		--	--	--	--	--	--
SEC-BUTYLBENZENE		--	--	--	--	--	--
TERT-BUTYLBENZENE		--	--	--	--	--	--
TOLUENE	1000	--	--	--	--	--	220
TOTAL XYLENES	10000	--	--	--	--	--	--
TRANS-1,2-DICHLOROETHENE	100	--	1	52 J	--	0.19 J	57 J
TRICHLOROETHENE	5	0.62 J	--	--	0.84 J	3.2	7700
VINYL CHLORIDE	2	3.4	1.5	790	--	9.7	1700
SEMIVOLATILES (ug/l)							
DIETHYL PHTHALATE		NA	NA	NA	NA	NA	NA
TOTAL METALS (ug/l)							
ANTIMONY	6	0.39 B	0.59 B	0.075 B	0.069 B	0.82 B	0.074 B
ARSENIC	10	0.86 B	0.93 B	1.5	4.2	4.1	6.8 J
BARIUM	2000	50.2	52	18.1	9.8	146	13.2
BERYLLIUM	4	--	--	--	0.64	--	0.59
CADMIUM	5	0.15 B	1.8	--	0.84	0.32 B	1130
CALCIUM		NA	NA	NA	NA	NA	NA
CHROMIUM	100	1.4	1.9	0.53 B	0.92	1.1	303
COBALT		0.37 B	0.36 B	0.17 B	59.4	1.7	85.5
COPPER	1300	3.7	6.9	0.47	2.2	1.6	24.6
IRON	300	1130	2360	22200	99500	8020	12900
LEAD	15	0.95 B	4.3	0.15 B	1.2 B	4.5	1.2
MAGNESIUM		NA	NA	NA	NA	NA	NA
MANGANESE	50	37	262	1620	13400 J	510	3040
MERCURY	2	0.11 K	--	--	--	--	0.51

Table E-1
Summary of Chemical Results for Groundwater Samples
Lockheed Martin, Martin State Airport, Middle River, Maryland

SAMPLE ID:		MSA-MW3-090809	MSA-MW4-090809	MSA-MW5-090809	MSA-MW6-090809	MSA-DMW1S-090809	MSA-DMW1A-090409
LABORATORY ID:	MDE	A9I090172012	A9I090172013	A9I090172009	A9I090172007	A9I090172008	A9I050193002
SAMPLE DATE:	GROUNDWATER	9/8/2009	9/8/2009	9/8/2009	9/8/2009	9/8/2009	9/4/2009
LOCATION:	CRITERIA	MSA-MW3	MSA-MW4	MSA-MW5	MSA-MW6	MSA-DMW1S	MSA-DMW1A
MOLYBDENUM		0.94 B	1.7 B	2.6	--	1.2 B	1.7
NICKEL	73	2.2	5.5	1 B	20.3	3.1	165
POTASSIUM		NA	NA	NA	NA	NA	NA
SELENIUM	50	0.36	0.16	0.22	3.4	0.27	7.3 K
SILICA		NA	NA	NA	NA	NA	NA
SILVER	100	--	0.037 B	--	--	--	--
SODIUM		NA	NA	NA	NA	NA	NA
THALLIUM	2	--	--	--	0.14 B	--	0.18 B
VANADIUM	3.7	3.4	0.83	1.4	24.6	4	--
ZINC	5000	62.7	97.4	14.3 B	69.6	5.9 B	506
FILTERED METALS (ug/l)							
ANTIMONY	6	0.12 B	0.26 B	0.056 B	--	0.65 B	--
ARSENIC	10	0.48 B	1.1 B	1.4	2.9	4.2	5.2 J
BARIUM	2000	2.3	58.1	17.8	9.2	143	13.2
BERYLLIUM	4	--	--	--	0.35	--	0.59
CADMIUM	5	--	0.28 B	--	0.82	0.048 B	1070
CHROMIUM	100	1.3	1.6	0.41 B	0.56 B	1	171
COBALT		0.39 B	0.38 B	0.12 B	57.2	1.6	77.1
COPPER	1300	0.47	1.5	0.3 B	1.1	1.3	25.9
IRON	300	2160	2410	21700	92500	7810	12600
LEAD	15	0.14 B	0.79 B	0.15 B	0.17 B	1.2	1.2
MANGANESE	50	48.2 J	290	1620	12600	500	3210
MERCURY	2	--	--	--	--	--	--
MOLYBDENUM		0.24 B	1.8 B	2.5	--	1.2 B	0.26 B
NICKEL	73	1.3 B	6.2	0.85 B	20.1	3.4	152
SELENIUM	50	--	--	0.31	3.1	0.29	7 K
THALLIUM	2	--	--	--	0.13 B	--	0.19 B

Table E-1
Summary of Chemical Results for Groundwater Samples
Lockheed Martin, Martin State Airport, Middle River, Maryland

SAMPLE ID:		MSA-MW3-090809	MSA-MW4-090809	MSA-MW5-090809	MSA-MW6-090809	MSA-DMW1S-090809	MSA-DMW1A-090409
LABORATORY ID:	MDE	A9I090172012	A9I090172013	A9I090172009	A9I090172007	A9I090172008	A9I050193002
SAMPLE DATE:	GROUNDWATER	9/8/2009	9/8/2009	9/8/2009	9/8/2009	9/8/2009	9/4/2009
LOCATION:	CRITERIA	MSA-MW3	MSA-MW4	MSA-MW5	MSA-MW6	MSA-DMW1S	MSA-DMW1A
VANADIUM	3.7	2.8	0.6	0.97	2.1	3.8	--
ZINC	5000	2 B	33.5 B	3.7 B	68	15.7 B	488
MISCELLANEOUS (mg/l)							
ALKALINITY		NA	NA	NA	NA	NA	NA
CHLORIDE		NA	NA	NA	NA	NA	NA
DISSOLVED ORGANIC CARBON		NA	NA	NA	NA	NA	NA
HEXAVALENT CHROMIUM	0.1	0.006	--	--	0.008	--	0.002 L
NITRATE-N		NA	NA	NA	NA	NA	NA
SULFATE		NA	NA	NA	NA	NA	NA
TOTAL DISSOLVED SOLIDS		NA	NA	NA	NA	NA	NA
MISCELLANEOUS (ug/l)							
PERCHLORATE	2.6	--	--	--	--	--	0.24 J
PETROLEUM HYDROCARBONS (ug/l)							
DIESEL RANGE ORGANICS	47	89 B	180 B	430	220 B	240 B	NA
GASOLINE RANGE ORGANICS	47	60 J	39 J	360	30 J	78 J	NA

Table E-1
Summary of Chemical Results for Groundwater Samples
Lockheed Martin, Martin State Airport, Middle River, Maryland

SAMPLE ID:		MSA-DMW1B-090409	MSA-DMW2S-090109	MSA-DMW2S-090809	MSA-DMW2A-090309	MSA-DMW3S-090309	MSA-DMW3I-090309
LABORATORY ID:	MDE	A9I050193003	A9I020192011	A9I090172006	A9I040243004	A9I040243009	A9I040243008
SAMPLE DATE:	GROUNDWATER	9/4/2009	9/1/2009	9/8/2009	9/3/2009	9/3/2009	9/3/2009
LOCATION:	CRITERIA	MSA-DMW1B	MSA-DMW2S	MSA-DMW2S	MSA-DMW2A	MSA-DMW3S	MSA-DMW3I
VOLATILES (ug/l)							
1,1,1-TRICHLOROETHANE	200	--	--	NA	--	--	--
1,1-DICHLOROETHENE	7	--	--	NA	--	--	--
1,2,3-TRIMETHYLBENZENE		--	--	NA	--	--	--
1,2,4-TRICHLOROBENZENE	70	--	--	NA	520	--	560
1,2,4-TRIMETHYLBENZENE		--	--	NA	--	--	--
1,2-DICHLOROBENZENE	600	--	--	NA	--	--	--
1,2-DICHLOROETHANE	5	--	18 J	NA	140 J	--	160 J
1,3-DICHLOROBENZENE	1.8	--	--	NA	--	--	--
1,4-DICHLOROBENZENE	75	--	--	NA	--	--	--
1,4-DIOXANE		160 J	250	NA	890	480	1100
2-BUTANONE	700	--	--	NA	--	--	--
ACETONE	550	--	--	NA	--	--	--
BENZENE	5	--	--	NA	--	--	--
BROMODICHLOROMETHANE	80	--	--	NA	--	--	--
CARBON DISULFIDE	100	--	--	NA	--	--	--
CARBON TETRACHLORIDE	5	--	--	NA	--	--	--
CHLOROBENZENE	100	--	--	NA	--	--	--
CHLORODIBROMOMETHANE		--	--	NA	--	--	--
CHLOROFORM	80	--	--	NA	--	--	85 J
CHLOROMETHANE	19	--	--	NA	--	--	--
CIS-1,2-DICHLOROETHENE	70	2400	970	NA	4400	330	17000
ETHANE		NA	NA	NA	NA	NA	NA
ETHENE		NA	NA	NA	NA	NA	NA
ETHYLBENZENE	700	--	--	NA	--	--	--
ISOPROPYLBENZENE	66	--	--	NA	--	--	--
M+P-XYLENES		--	--	NA	--	--	--

Table E-1
Summary of Chemical Results for Groundwater Samples
Lockheed Martin, Martin State Airport, Middle River, Maryland

SAMPLE ID:		MSA-DMW1B-090409	MSA-DMW2S-090109	MSA-DMW2S-090809	MSA-DMW2A-090309	MSA-DMW3S-090309	MSA-DMW3I-090309
LABORATORY ID:	MDE	A9I050193003	A9I020192011	A9I090172006	A9I040243004	A9I040243009	A9I040243008
SAMPLE DATE:	GROUNDWATER	9/4/2009	9/1/2009	9/8/2009	9/3/2009	9/3/2009	9/3/2009
LOCATION:	CRITERIA	MSA-DMW1B	MSA-DMW2S	MSA-DMW2S	MSA-DMW2A	MSA-DMW3S	MSA-DMW3I
METHANE		NA	NA	NA	NA	NA	NA
METHYLENE CHLORIDE	5	--	--	NA	540 B	90 B	500 B
O-XYLENE		--	--	NA	--	--	--
SEC-BUTYLBENZENE		--	--	NA	--	--	--
TERT-BUTYLBENZENE		--	--	NA	--	--	--
TOLUENE	1000	--	--	NA	--	--	150 B
TOTAL XYLENES	10000	--	--	NA	--	--	--
TRANS-1,2-DICHLOROETHENE	100	--	--	NA	--	120	--
TRICHLOROETHENE	5	490	2200	NA	17000	--	18000
VINYL CHLORIDE	2	2800	520	NA	710	2400	3800
SEMIVOLATILES (ug/l)							
DIETHYL PHTHALATE		NA	NA	NA	NA	NA	NA
TOTAL METALS (ug/l)							
ANTIMONY	6	0.46 B	--	NA	0.38 B	1.7	0.15 B
ARSENIC	10	82.2 J	9.8	NA	6.9 J	7.1 J	3.4 J
BARIUM	2000	21.8	14.5	NA	25.1	89.3	11.1
BERYLLIUM	4	0.28	4.1	NA	1.2	0.23	0.14
CADMIUM	5	205	242	NA	777	0.88 L	191
CALCIUM		NA	NA	NA	NA	NA	NA
CHROMIUM	100	157	3.6	NA	27.4	17.1	3.2 K
COBALT		32	247 L	NA	573	2.3	203
COPPER	1300	27.3	55.3	NA	144	40.6	40.9
IRON	300	52900	97.4 B	NA	48200	21600	60500
LEAD	15	4.8	1	NA	8.9	25.1	2.6
MAGNESIUM		NA	NA	NA	NA	NA	NA
MANGANESE	50	3670	6500	NA	9940	440	5720
MERCURY	2	1.5	--	NA	0.21	--	--

Table E-1
Summary of Chemical Results for Groundwater Samples
Lockheed Martin, Martin State Airport, Middle River, Maryland

SAMPLE ID:	MDE	MSA-DMW1B-090409	MSA-DMW2S-090109	MSA-DMW2S-090809	MSA-DMW2A-090309	MSA-DMW3S-090309	MSA-DMW3I-090309
LABORATORY ID:	GROUNDWATER	A9I050193003	A9I020192011	A9I090172006	A9I040243004	A9I040243009	A9I040243008
SAMPLE DATE:	CRITERIA	9/4/2009	9/1/2009	9/8/2009	9/3/2009	9/3/2009	9/3/2009
LOCATION:		MSA-DMW1B	MSA-DMW2S	MSA-DMW2S	MSA-DMW2A	MSA-DMW3S	MSA-DMW3I
MOLYBDENUM		1.5	--	NA	1 B	3.3	--
NICKEL	73	38.5	112	NA	143 J	9.4 J	52.4 J
POTASSIUM		NA	NA	NA	NA	NA	NA
SELENIUM	50	4.4 K	19.6	NA	9.4 J	0.2 J	3.4 J
SILICA		NA	NA	NA	NA	NA	NA
SILVER	100	--	--	NA	0.14 B	0.2 B	--
SODIUM		NA	NA	NA	NA	NA	NA
THALLIUM	2	0.13 B	0.34 B	NA	0.32 B	--	0.38 B
VANADIUM	3.7	21	--	NA	42.4	13.6	6.6
ZINC	5000	156	303	NA	534 J	165 J	282 J
FILTERED METALS (ug/l)							
ANTIMONY	6	--	--	NA	0.12 B	0.16 B	0.088 B
ARSENIC	10	11.2 J	9.8	NA	5.1 J	4.9 J	3.5 J
BARIUM	2000	14.5	14.3	NA	13.2	58.9	10.2
BERYLLIUM	4	0.073	4.1	NA	1.3	--	0.13 B
CADMIUM	5	172	238	NA	762	--	76.9
CHROMIUM	100	8.3	3.3	NA	7.7	0.61 B	2 K
COBALT		34.3	248 L	NA	589	0.36	201
COPPER	1300	10.3	55.2	NA	56	0.4 B	25.1
IRON	300	32300	59.6 B	NA	44900	1240	59900
LEAD	15	0.32 B	0.84	NA	4.2	0.13 B	2
MANGANESE	50	3460	6510	NA	10700	330	5690
MERCURY	2	--	--	NA	--	--	--
MOLYBDENUM		--	--	NA	0.25 B	2.4	--
NICKEL	73	39.6	111	NA	142 J	0.43 B	51.8 J
SELENIUM	50	1.7 K	19.9	NA	9.2 J	--	3.6 J
THALLIUM	2	--	0.32 B	NA	0.25 B	--	0.35 B

Table E-1
Summary of Chemical Results for Groundwater Samples
Lockheed Martin, Martin State Airport, Middle River, Maryland

SAMPLE ID:		MSA-DMW1B-090409	MSA-DMW2S-090109	MSA-DMW2S-090809	MSA-DMW2A-090309	MSA-DMW3S-090309	MSA-DMW3I-090309
LABORATORY ID:	MDE	A9I050193003	A9I020192011	A9I090172006	A9I040243004	A9I040243009	A9I040243008
SAMPLE DATE:	GROUNDWATER	9/4/2009	9/1/2009	9/8/2009	9/3/2009	9/3/2009	9/3/2009
LOCATION:	CRITERIA	MSA-DMW1B	MSA-DMW2S	MSA-DMW2S	MSA-DMW2A	MSA-DMW3S	MSA-DMW3I
VANADIUM	3.7	--	--	NA	13.3	--	5.2
ZINC	5000	143	301	NA	533 J	5.3 B	267 J
MISCELLANEOUS (mg/l)							
ALKALINITY		NA	NA	NA	NA	NA	NA
CHLORIDE		NA	NA	NA	NA	NA	NA
DISSOLVED ORGANIC CARBON		NA	NA	NA	NA	NA	NA
HEXAVALENT CHROMIUM	0.1	--	0.005 L	NA	0.002 L	--	--
NITRATE-N		NA	NA	NA	NA	NA	NA
SULFATE		NA	NA	NA	NA	NA	NA
TOTAL DISSOLVED SOLIDS		NA	NA	NA	NA	NA	NA
MISCELLANEOUS (ug/l)							
PERCHLORATE	2.6	--	0.12 J	NA	0.11 J	--	--
PETROLEUM HYDROCARBONS (ug/l)							
DIESEL RANGE ORGANICS	47	NA	NA	310	NA	440	NA
GASOLINE RANGE ORGANICS	47	NA	NA	980	NA	120	NA

Table E-1
Summary of Chemical Results for Groundwater Samples
Lockheed Martin, Martin State Airport, Middle River, Maryland

SAMPLE ID:		MSA-DMW3D-090809	MSA-DMW4S-090309	MSA-DMW4I-090109	MSA-DMW4D-090309	MSA-DMW5S-090309	MSA-DMW5I-090809
LABORATORY ID:	MDE	A9I090172001	A9I040243010	A9I020192010	A9I040243011	A9I040243006	A9I090172004
SAMPLE DATE:	GROUNDWATER	9/8/2009	9/3/2009	9/1/2009	9/3/2009	9/3/2009	9/8/2009
LOCATION:	CRITERIA	MSA-DMW3D	MSA-DMW4S	MSA-DMW4I	MSA-DMW4D	MSA-DMW5S	MSA-DMW5I
VOLATILES (ug/l)							
1,1,1-TRICHLOROETHANE	200	--	--	68 J	--	--	--
1,1-DICHLOROETHENE	7	--	11 J	83 J	--	--	--
1,2,3-TRIMETHYLBENZENE		--	--	--	--	--	--
1,2,4-TRICHLOROBENZENE	70	--	--	--	--	--	--
1,2,4-TRIMETHYLBENZENE		--	--	--	--	--	--
1,2-DICHLOROBENZENE	600	--	--	--	--	--	--
1,2-DICHLOROETHANE	5	--	9.2 J	--	--	--	0.32 J
1,3-DICHLOROBENZENE	1.8	--	--	--	--	--	--
1,4-DICHLOROBENZENE	75	--	--	--	--	--	--
1,4-DIOXANE		--	120	120	75	41 J	2.9 L
2-BUTANONE	700	--	--	--	--	--	--
ACETONE	550	2.9 B	--	--	--	--	1.6 B
BENZENE	5	--	--	--	--	--	0.35 J
BROMODICHLOROMETHANE	80	--	--	--	--	--	--
CARBON DISULFIDE	100	--	--	--	--	--	0.65 B
CARBON TETRACHLORIDE	5	--	--	--	--	--	--
CHLOROBENZENE	100	--	--	--	--	--	--
CHLORODIBROMOMETHANE		--	--	--	--	--	--
CHLOROFORM	80	0.49 J	--	--	--	--	1.3
CHLOROMETHANE	19	--	--	--	--	--	--
CIS-1,2-DICHLOROETHENE	70	--	120	2100	400	980	8.5
ETHANE		NA	3.3	--	--	NA	NA
ETHENE		NA	2.5	4.3	1.6	NA	NA
ETHYLBENZENE	700	--	--	--	--	--	--
ISOPROPYLBENZENE	66	--	--	--	--	--	--
M+P-XYLENES		--	--	--	--	--	--

Table E-1
Summary of Chemical Results for Groundwater Samples
Lockheed Martin, Martin State Airport, Middle River, Maryland

SAMPLE ID:		MSA-DMW3D-090809	MSA-DMW4S-090309	MSA-DMW4I-090109	MSA-DMW4D-090309	MSA-DMW5S-090309	MSA-DMW5I-090809
LABORATORY ID:	MDE	A9I090172001	A9I040243010	A9I020192010	A9I040243011	A9I040243006	A9I090172004
SAMPLE DATE:	GROUNDWATER	9/8/2009	9/3/2009	9/1/2009	9/3/2009	9/3/2009	9/8/2009
LOCATION:	CRITERIA	MSA-DMW3D	MSA-DMW4S	MSA-DMW4I	MSA-DMW4D	MSA-DMW5S	MSA-DMW5I
METHANE		NA	210	53	21	NA	NA
METHYLENE CHLORIDE	5	--	21 B	--	190 B	280 B	--
O-XYLENE		--	--	--	--	--	--
SEC-BUTYLBENZENE		--	--	--	--	--	--
TERT-BUTYLBENZENE		--	--	--	--	--	--
TOLUENE	1000	--	--	--	--	--	--
TOTAL XYLENES	10000	--	--	--	--	--	--
TRANS-1,2-DICHLOROETHENE	100	--	--	32 J	--	--	0.38 J
TRICHLOROETHENE	5	0.97 J	630	5800	5800	9000	39
VINYL CHLORIDE	2	--	37	140 J	--	--	--
SEMIVOLATILES (ug/l)							
DIETHYL PHTHALATE		NA	NA	NA	NA	NA	NA
TOTAL METALS (ug/l)							
ANTIMONY	6	0.5 B	0.2 B	0.22 B	0.2 B	0.068 B	--
ARSENIC	10	0.39 B	4.4 J	26.8	24 J	12.4 J	1.8
BARIUM	2000	11.4	13.8	21	29.3	13.2	34.2
BERYLLIUM	4	0.12 B	1	9.5	3.8	4.6	0.56
CADMIUM	5	0.44 K	49.9	48	24.4	4.9	1.8
CALCIUM		NA	118000	103000	67300	NA	NA
CHROMIUM	100	2	6.7	20.6	15	5.2	0.84
COBALT		6.4	63.2	150 L	162	88.5	18.2
COPPER	1300	4.4 K	21.7	116	80.3	48.6	2.6
IRON	300	872	49400	15300	3930	25900	66.4 B
LEAD	15	2.1 K	4.9	8.6	7.1	3.5	0.45 B
MAGNESIUM		NA	76500	72900	57900	NA	NA
MANGANESE	50	57.7 K	6210	8010	6300	4560	1790
MERCURY	2	0.19 B	--	0.12	13.2	--	--

Table E-1
Summary of Chemical Results for Groundwater Samples
Lockheed Martin, Martin State Airport, Middle River, Maryland

SAMPLE ID:	MDE	MSA-DMW3D-090809	MSA-DMW4S-090309	MSA-DMW4I-090109	MSA-DMW4D-090309	MSA-DMW5S-090309	MSA-DMW5I-090809
LABORATORY ID:		A9I090172001	A9I040243010	A9I020192010	A9I040243011	A9I040243006	A9I090172004
SAMPLE DATE:	GROUNDWATER	9/8/2009	9/3/2009	9/1/2009	9/3/2009	9/3/2009	9/8/2009
LOCATION:	CRITERIA	MSA-DMW3D	MSA-DMW4S	MSA-DMW4I	MSA-DMW4D	MSA-DMW5S	MSA-DMW5I
MOLYBDENUM		1.3 B	0.72 B	1.1 B	1.2 B	--	--
NICKEL	73	6.4 K	24.8 J	113	117 J	78.6 J	26.7
POTASSIUM		NA	20700	10000 J	5050	NA	NA
SELENIUM	50	0.19	4.4 J	41.7	36.2 J	21.4 J	3.2
SILICA		NA	11800 K	28700	18500 K	NA	NA
SILVER	100	--	--	0.15 K	0.096 B	--	--
SODIUM		NA	170000	124000	119000	NA	NA
THALLIUM	2	--	--	0.27 B	0.22 B	0.19 B	0.14 B
VANADIUM	3.7	1.7	4.6	12.3	10.6	11.7	--
ZINC	5000	40.3 B	153 J	512	498 J	205 J	89.9
FILTERED METALS (ug/l)							
ANTIMONY	6	0.4 B	0.074 B	0.086 B	--	0.067 B	--
ARSENIC	10	0.24 B	3.9 J	25	19.2 J	12.9 J	1.9
BARIUM	2000	9.7	10.5	14.6	20.6	13.4	34
BERYLLIUM	4	0.044 B	0.96	10.4	3.9	4.3	0.62
CADMIUM	5	0.32 B	6.6	46.7	26.5	4.6	1.8
CHROMIUM	100	0.36 B	1.1 B	11.7	2.8	5.4	0.83
COBALT		5.9	62.8	158 L	174	90.9	18.4
COPPER	1300	2.6 K	3 K	105	67.8	5.4	3.8
IRON	300	175	47900	15000	224	26000	36.3 B
LEAD	15	0.24 B	1.2	6.8	1.4	3.1	0.46 B
MANGANESE	50	53 K	6240	8670	6960	4690	1820
MERCURY	2	--	--	--	0.34	--	--
MOLYBDENUM		1.2 B	--	--	--	--	--
NICKEL	73	6.1 K	23.9 J	119	125 J	80 J	26.9
SELENIUM	50	0.26	4 J	44	37.4 J	20.6 J	3.3
THALLIUM	2	--	--	0.28 B	0.21 B	0.2 B	--

Table E-1
Summary of Chemical Results for Groundwater Samples
Lockheed Martin, Martin State Airport, Middle River, Maryland

SAMPLE ID:		MSA-DMW3D-090809	MSA-DMW4S-090309	MSA-DMW4I-090109	MSA-DMW4D-090309	MSA-DMW5S-090309	MSA-DMW5I-090809
LABORATORY ID:	MDE	A9I090172001	A9I040243010	A9I020192010	A9I040243011	A9I040243006	A9I090172004
SAMPLE DATE:	GROUNDWATER	9/8/2009	9/3/2009	9/1/2009	9/3/2009	9/3/2009	9/8/2009
LOCATION:	CRITERIA	MSA-DMW3D	MSA-DMW4S	MSA-DMW4I	MSA-DMW4D	MSA-DMW5S	MSA-DMW5I
VANADIUM	3.7	--	--	4.6	--	12.2	--
ZINC	5000	33.6 B	114 J	517	369 J	211 J	80
MISCELLANEOUS (mg/l)							
ALKALINITY		NA	73	--	--	NA	NA
CHLORIDE		NA	105	94	123	NA	NA
DISSOLVED ORGANIC CARBON		NA	8	7	4	NA	NA
HEXAVALENT CHROMIUM	0.1	--	0.003 L	--	--	--	--
NITRATE-N		NA	--	0.1	2.8	NA	NA
SULFATE		NA	908 L	1050	723 L	NA	NA
TOTAL DISSOLVED SOLIDS		NA	1500	1600	1200	NA	NA
MISCELLANEOUS (ug/l)							
PERCHLORATE	2.6	--	--	4.6	5.8	0.63	--
PETROLEUM HYDROCARBONS (ug/l)							
DIESEL RANGE ORGANICS	47	NA	270	NA	NA	290	NA
GASOLINE RANGE ORGANICS	47	NA	310	NA	NA	3500	NA

Table E-1
Summary of Chemical Results for Groundwater Samples
Lockheed Martin, Martin State Airport, Middle River, Maryland

SAMPLE ID:		MSA-DMW6S-090309	MSA-DMW6I-090309	MSA-DMW6D-090309	MSA-DMW8S-090209	MSA-DMW8I-090209	MSA-DMW8D-090209
LABORATORY ID:	MDE	A9I040243001	A9I040243002	A9I040243003	A9I030186003	A9I030186005	A9I030186006
SAMPLE DATE:	GROUNDWATER	9/3/2009	9/3/2009	9/3/2009	9/2/2009	9/2/2009	9/2/2009
LOCATION:	CRITERIA	MSA-DMW6S	MSA-DMW6I	MSA-DMW6D	MSA-DMW8S	MSA-DMW8I	MSA-DMW8D
VOLATILES (ug/l)							
1,1,1-TRICHLOROETHANE	200	--	--	--	--	--	--
1,1-DICHLOROETHENE	7	--	--	--	--	6.8 J	5.6 J
1,2,3-TRIMETHYLBENZENE		--	--	--	--	--	--
1,2,4-TRICHLOROBENZENE	70	--	--	--	--	--	--
1,2,4-TRIMETHYLBENZENE		--	--	--	--	--	--
1,2-DICHLOROBENZENE	600	--	--	--	--	--	--
1,2-DICHLOROETHANE	5	--	--	--	--	9.1 J	5.3 J
1,3-DICHLOROBENZENE	1.8	--	--	--	--	--	--
1,4-DICHLOROBENZENE	75	--	--	--	--	--	--
1,4-DIOXANE		--	--	--	31 J	140 J	100 J
2-BUTANONE	700	--	--	--	--	--	--
ACETONE	550	14 B	3.8 B	--	2.4 B	--	--
BENZENE	5	--	--	--	--	--	--
BROMODICHLOROMETHANE	80	--	--	--	--	--	--
CARBON DISULFIDE	100	--	--	--	--	--	--
CARBON TETRACHLORIDE	5	--	--	--	--	--	--
CHLOROBENZENE	100	0.33 J	--	--	--	--	--
CHLORODIBROMOMETHANE		--	--	--	--	--	--
CHLOROFORM	80	--	--	--	--	4.6 J	--
CHLOROMETHANE	19	--	--	--	--	--	--
CIS-1,2-DICHLOROETHENE	70	2.7	--	--	1.2	630	570
ETHANE		NA	NA	NA	NA	NA	NA
ETHENE		NA	NA	NA	NA	NA	NA
ETHYLBENZENE	700	--	--	--	--	--	--
ISOPROPYLBENZENE	66	--	--	--	--	--	--
M+P-XYLENES		--	--	--	--	--	--

Table E-1
Summary of Chemical Results for Groundwater Samples
Lockheed Martin, Martin State Airport, Middle River, Maryland

SAMPLE ID:		MSA-DMW6S-090309	MSA-DMW6I-090309	MSA-DMW6D-090309	MSA-DMW8S-090209	MSA-DMW8I-090209	MSA-DMW8D-090209
LABORATORY ID:	MDE	A9I040243001	A9I040243002	A9I040243003	A9I030186003	A9I030186005	A9I030186006
SAMPLE DATE:	GROUNDWATER	9/3/2009	9/3/2009	9/3/2009	9/2/2009	9/2/2009	9/2/2009
LOCATION:	CRITERIA	MSA-DMW6S	MSA-DMW6I	MSA-DMW6D	MSA-DMW8S	MSA-DMW8I	MSA-DMW8D
METHANE		NA	NA	NA	NA	NA	NA
METHYLENE CHLORIDE	5	--	--	--	--	16 B	24 B
O-XYLENE		--	--	--	--	--	--
SEC-BUTYLBENZENE		--	--	--	--	--	--
TERT-BUTYLBENZENE		--	--	--	--	--	--
TOLUENE	1000	--	--	--	--	--	--
TOTAL XYLENES	10000	--	--	--	--	--	--
TRANS-1,2-DICHLOROETHENE	100	--	--	--	--	4.9 J	6.6 J
TRICHLOROETHENE	5	0.83 J	--	--	0.36 J	860	690
VINYL CHLORIDE	2	--	--	--	--	230	480
SEMIVOLATILES (ug/l)							
DIETHYL PHTHALATE		NA	NA	NA	NA	NA	NA
TOTAL METALS (ug/l)							
ANTIMONY	6	0.38 B	0.49 B	0.16 B	0.12 B	0.36 B	0.063 B
ARSENIC	10	6.6 J	2.2 J	3.3 J	6	14.2	2
BARIUM	2000	42.5	13.6	56.4	15	16.8	43.5
BERYLLIUM	4	0.051 B	3.9	0.75	0.67	5.1	5.1
CADMIUM	5	0.06 B	12.2	0.78	0.13 B	127	191
CALCIUM		NA	NA	NA	NA	NA	NA
CHROMIUM	100	1.2 B	11.8	11.4	76.4	35.6	33.1
COBALT		6	54.8	27.6	11.3 L	158 L	164 L
COPPER	1300	2 K	534	18.8	10.4	46.4	55.7
IRON	300	200000	22800	2800	15900	10500	340
LEAD	15	0.63 K	16	3.1	0.62	6.7	2.5
MAGNESIUM		NA	NA	NA	NA	NA	NA
MANGANESE	50	1880	4430	736	2150	6230	3690
MERCURY	2	--	--	2.6	--	0.2 B	--

Table E-1
Summary of Chemical Results for Groundwater Samples
Lockheed Martin, Martin State Airport, Middle River, Maryland

SAMPLE ID:		MSA-DMW6S-090309	MSA-DMW6I-090309	MSA-DMW6D-090309	MSA-DMW8S-090209	MSA-DMW8I-090209	MSA-DMW8D-090209
LABORATORY ID:	MDE	A9I040243001	A9I040243002	A9I040243003	A9I030186003	A9I030186005	A9I030186006
SAMPLE DATE:	GROUNDWATER	9/3/2009	9/3/2009	9/3/2009	9/2/2009	9/2/2009	9/2/2009
LOCATION:	CRITERIA	MSA-DMW6S	MSA-DMW6I	MSA-DMW6D	MSA-DMW8S	MSA-DMW8I	MSA-DMW8D
MOLYBDENUM		0.36 B	3.7	1.3	1.8 B	1.4 B	0.85 B
NICKEL	73	5.7 J	57.2 J	37.3 J	16.9	111	83.9
POTASSIUM		NA	NA	NA	NA	NA	NA
SELENIUM	50	0.43 J	2.7 J	1.9 J	2.4 K	23.2	4.7 K
SILICA		NA	NA	NA	NA	NA	NA
SILVER	100	--	0.038 B	--	--	0.078 B	--
SODIUM		NA	NA	NA	NA	NA	NA
THALLIUM	2	0.17 B	0.44 B	0.13 B	--	0.26 B	0.36 B
VANADIUM	3.7	1.1	1.5	7.1	3.2	17.1	--
ZINC	5000	7.6 B	835 J	102 J	69.7	316	256
FILTERED METALS (ug/l)							
ANTIMONY	6	0.22 B	0.18 B	--	0.067 B	0.094 B	--
ARSENIC	10	6.5 J	1.9 J	0.22 J	4.1	13.4	2.1
BARIUM	2000	41.5	11.9	54.3	14.5	12.2	43.2
BERYLLIUM	4	--	4.2	0.68	0.61	4.9	4.7
CADMIUM	5	--	4.8	0.71	0.075 B	136	186
CHROMIUM	100	0.66 B	2.3 K	1.2 B	4.2	7.3	4.2
COBALT		5.9	59.2	29	10.2 L	169 L	161 L
COPPER	1300	0.49 B	66	17.2	2.1 B	32.6	54.6
IRON	300	218000	24700	70.7 B	13600	9100	232
LEAD	15	0.13 B	6.1	1.7	0.59	4.6	2.7
MANGANESE	50	1700	4850	789	1780	6520	3660
MERCURY	2	--	--	0.14	0.1 B	--	--
MOLYBDENUM		--	0.88 B	0.36 B	0.23 B	0.27 B	--
NICKEL	73	2.5 J	57.3 J	38.3 J	15	116	83
SELENIUM	50	0.36 J	2.3 J	1.8 J	1.9 K	22.8	4.7 K
THALLIUM	2	--	0.29 B	--	--	0.26 B	0.35 B

Table E-1
Summary of Chemical Results for Groundwater Samples
Lockheed Martin, Martin State Airport, Middle River, Maryland

SAMPLE ID:		MSA-DMW6S-090309	MSA-DMW6I-090309	MSA-DMW6D-090309	MSA-DMW8S-090209	MSA-DMW8I-090209	MSA-DMW8D-090209
LABORATORY ID:	MDE	A9I040243001	A9I040243002	A9I040243003	A9I030186003	A9I030186005	A9I030186006
SAMPLE DATE:	GROUNDWATER	9/3/2009	9/3/2009	9/3/2009	9/2/2009	9/2/2009	9/2/2009
LOCATION:	CRITERIA	MSA-DMW6S	MSA-DMW6I	MSA-DMW6D	MSA-DMW8S	MSA-DMW8I	MSA-DMW8D
VANADIUM	3.7	--	0.79	--	1.2	6.7	0.72
ZINC	5000	7.1 B	286 J	106 J	60.7	316	249
MISCELLANEOUS (mg/l)							
ALKALINITY		NA	NA	NA	NA	NA	NA
CHLORIDE		NA	NA	NA	NA	NA	NA
DISSOLVED ORGANIC CARBON		NA	NA	NA	NA	NA	NA
HEXAVALENT CHROMIUM	0.1	--	--	0.04 R	0.006 L	0.004 L	--
NITRATE-N		NA	NA	NA	NA	NA	NA
SULFATE		NA	NA	NA	NA	NA	NA
TOTAL DISSOLVED SOLIDS		NA	NA	NA	NA	NA	NA
MISCELLANEOUS (ug/l)							
PERCHLORATE	2.6	--	--	0.098 J	--	--	--
PETROLEUM HYDROCARBONS (ug/l)							
DIESEL RANGE ORGANICS	47	420	NA	NA	840 B	NA	NA
GASOLINE RANGE ORGANICS	47	39 J	NA	NA	--	NA	NA

Table E-1
Summary of Chemical Results for Groundwater Samples
Lockheed Martin, Martin State Airport, Middle River, Maryland

SAMPLE ID:		MSA-DMW9S-090209	MSA-DMW9I-090209	MSA-DMW9D-090209	MSA-DMW10S-090409	MSA-DMW11S-090809	MSA-DMW11I-090809
LABORATORY ID:	MDE	A9I030186004	A9I030186001	A9I030186002	A9I050193001	A9I090172011	A9I090172010
SAMPLE DATE:	GROUNDWATER	9/2/2009	9/2/2009	9/2/2009	9/4/2009	9/8/2009	9/8/2009
LOCATION:	CRITERIA	MSA-DMW9S	MSA-DMW9I	MSA-DMW9D	MSA-DMW10S	MSA-DMW11S	MSA-DMW11I
VOLATILES (ug/l)							
1,1,1-TRICHLOROETHANE	200	--	--	--	--	--	--
1,1-DICHLOROETHENE	7	--	20 J	--	--	160 J	--
1,2,3-TRIMETHYLBENZENE		--	--	--	--	--	--
1,2,4-TRICHLOROBENZENE	70	--	--	--	--	--	--
1,2,4-TRIMETHYLBENZENE		210 J	--	--	--	--	--
1,2-DICHLOROBENZENE	600	--	--	--	--	--	--
1,2-DICHLOROETHANE	5	--	--	--	--	--	--
1,3-DICHLOROBENZENE	1.8	--	--	--	--	--	--
1,4-DICHLOROBENZENE	75	--	--	--	--	--	--
1,4-DIOXANE		78 J	250 J	140 J	48 J	--	--
2-BUTANONE	700	--	--	--	--	--	--
ACETONE	550	--	--	--	--	2500 B	5.1 B
BENZENE	5	570 J	23 J	--	1.5 J	--	--
BROMODICHLOROMETHANE	80	--	--	--	--	--	--
CARBON DISULFIDE	100	--	--	--	--	--	--
CARBON TETRACHLORIDE	5	--	23 J	--	--	--	--
CHLOROBENZENE	100	--	--	--	--	--	--
CHLORODIBROMOMETHANE		--	--	--	--	--	--
CHLOROFORM	80	--	13 J	270	--	950	--
CHLOROMETHANE	19	--	--	--	--	--	--
CIS-1,2-DICHLOROETHENE	70	6600	2400	480	--	41000	0.78 J
ETHANE		NA	NA	NA	NA	NA	NA
ETHENE		NA	NA	NA	NA	NA	NA
ETHYLBENZENE	700	2100	--	--	--	--	--
ISOPROPYLBENZENE	66	--	--	--	--	--	--
M+P-XYLENES		19000	--	--	--	--	--

Table E-1
Summary of Chemical Results for Groundwater Samples
Lockheed Martin, Martin State Airport, Middle River, Maryland

SAMPLE ID:		MSA-DMW9S-090209	MSA-DMW9I-090209	MSA-DMW9D-090209	MSA-DMW10S-090409	MSA-DMW11S-090809	MSA-DMW11I-090809
LABORATORY ID:	MDE	A9I030186004	A9I030186001	A9I030186002	A9I050193001	A9I090172011	A9I090172010
SAMPLE DATE:	GROUNDWATER	9/2/2009	9/2/2009	9/2/2009	9/4/2009	9/8/2009	9/8/2009
LOCATION:	CRITERIA	MSA-DMW9S	MSA-DMW9I	MSA-DMW9D	MSA-DMW10S	MSA-DMW11S	MSA-DMW11I
METHANE		NA	NA	NA	NA	NA	NA
METHYLENE CHLORIDE	5	--	--	--	--	--	--
O-XYLENE		1400 J	--	--	--	--	--
SEC-BUTYLBENZENE		--	--	--	--	--	--
TERT-BUTYLBENZENE		--	--	--	--	--	--
TOLUENE	1000	6500	--	--	--	1600	--
TOTAL XYLENES	10000	21000	--	--	--	--	--
TRANS-1,2-DICHLOROETHENE	100	--	--	--	1.3 J	180 J	--
TRICHLOROETHENE	5	--	730	4000	--	36000	0.67 J
VINYL CHLORIDE	2	56000	2000	35 J	140	4100	--
SEMIVOLATILES (ug/l)							
DIETHYL PHTHALATE		NA	NA	NA	NA	NA	NA
TOTAL METALS (ug/l)							
ANTIMONY	6	0.088 B	1.7	0.26 B	0.099 B	0.14 B	--
ARSENIC	10	2.3	14.9	6.1	15.4 J	4.7	--
BARIUM	2000	134	79.8	38.1	22	47.6	3.1
BERYLLIUM	4	0.088 B	1.7	0.35 B	--	--	--
CADMIUM	5	--	3.4	0.16 B	--	--	0.042 B
CALCIUM		NA	NA	NA	NA	NA	NA
CHROMIUM	100	1.7 K	41.4	2.1	1.8 K	0.48 B	0.49 B
COBALT		0.12 B	330 L	405 L	7.2	22.2	0.91
COPPER	1300	1.4 B	57.3	4.6	0.55 B	0.55	3.3
IRON	300	33700	15000	20300	96700	22100	608
LEAD	15	0.12 B	38	2.6	0.14 B	0.048 B	0.84 B
MAGNESIUM		NA	NA	NA	NA	NA	NA
MANGANESE	50	3990	5360	3760	2370	1090	57.1
MERCURY	2	--	0.71	--	--	--	0.24 K

Table E-1
Summary of Chemical Results for Groundwater Samples
Lockheed Martin, Martin State Airport, Middle River, Maryland

SAMPLE ID:	MDE	MSA-DMW9S-090209	MSA-DMW9I-090209	MSA-DMW9D-090209	MSA-DMW10S-090409	MSA-DMW11S-090809	MSA-DMW11I-090809
LABORATORY ID:		A9I030186004	A9I030186001	A9I030186002	A9I050193001	A9I090172011	A9I090172010
SAMPLE DATE:	GROUNDWATER	9/2/2009	9/2/2009	9/2/2009	9/4/2009	9/8/2009	9/8/2009
LOCATION:	CRITERIA	MSA-DMW9S	MSA-DMW9I	MSA-DMW9D	MSA-DMW10S	MSA-DMW11S	MSA-DMW11I
MOLYBDENUM		--	3.4	0.73 B	0.64 B	0.28 B	4.3
NICKEL	73	0.22 B	83.6	48.5	2.2 K	8.1	1.7
POTASSIUM		NA	NA	NA	NA	NA	NA
SELENIUM	50	1.1 B	5.6 K	0.67 B	0.57 B	1.1	--
SILICA		NA	NA	NA	NA	NA	NA
SILVER	100	--	0.18 B	--	--	--	--
SODIUM		NA	NA	NA	NA	NA	NA
THALLIUM	2	--	0.35 B	0.21 B	--	--	--
VANADIUM	3.7	10.6	66.1	2.5	0.66	--	--
ZINC	5000	20 B	288	180	26.9 B	21.6 B	12.9 B
FILTERED METALS (ug/l)							
ANTIMONY	6	0.085 B	0.11 B	0.094 B	0.079 B	0.11 B	--
ARSENIC	10	2	3.2	4.2	14.8 J	4.5	--
BARIUM	2000	139	30.2	38.4	22.2	46.3	2.9
BERYLLIUM	4	0.071 B	1	0.42	--	--	--
CADMIUM	5	--	0.96 K	--	--	--	0.034 B
CHROMIUM	100	1.7 K	0.91 B	0.94 B	1.1 B	0.57 B	0.2 B
COBALT		0.11 B	316 L	415 L	7.3	21	0.63
COPPER	1300	0.19 B	0.47 B	0.42 B	0.16 B	0.22 B	2.1
IRON	300	32800	4360	19700	99000	22400	73.9 B
LEAD	15	--	0.95	1.5	0.036 B	0.045 B	0.076 B
MANGANESE	50	4120	5950	3830	2430	1040	19.9
MERCURY	2	--	--	--	--	--	0.11 K
MOLYBDENUM		--	--	--	0.66 B	0.29 B	2.6
NICKEL	73	0.3 B	77	49.3	2.4 K	6.6	1.8
SELENIUM	50	1.1 B	3.5 K	0.7 B	0.45 B	1.4	--
THALLIUM	2	--	--	--	--	--	--

Table E-1
Summary of Chemical Results for Groundwater Samples
Lockheed Martin, Martin State Airport, Middle River, Maryland

SAMPLE ID:		MSA-DMW9S-090209	MSA-DMW9I-090209	MSA-DMW9D-090209	MSA-DMW10S-090409	MSA-DMW11S-090809	MSA-DMW11I-090809
LABORATORY ID:	MDE	A9I030186004	A9I030186001	A9I030186002	A9I050193001	A9I090172011	A9I090172010
SAMPLE DATE:	GROUNDWATER	9/2/2009	9/2/2009	9/2/2009	9/4/2009	9/8/2009	9/8/2009
LOCATION:	CRITERIA	MSA-DMW9S	MSA-DMW9I	MSA-DMW9D	MSA-DMW10S	MSA-DMW11S	MSA-DMW11I
VANADIUM	3.7	10.8	0.66	1.2	--	--	--
ZINC	5000	8.7 B	127	56.8	18 K	17.8 B	9.9 B
MISCELLANEOUS (mg/l)							
ALKALINITY		NA	NA	NA	NA	NA	NA
CHLORIDE		NA	NA	NA	NA	NA	NA
DISSOLVED ORGANIC CARBON		NA	NA	NA	NA	NA	NA
HEXAVALENT CHROMIUM	0.1	--	--	0.002 L	--	0.01	--
NITRATE-N		NA	NA	NA	NA	NA	NA
SULFATE		NA	NA	NA	NA	NA	NA
TOTAL DISSOLVED SOLIDS		NA	NA	NA	NA	NA	NA
MISCELLANEOUS (ug/l)							
PERCHLORATE	2.6	--	--	--	--	--	--
PETROLEUM HYDROCARBONS (ug/l)							
DIESEL RANGE ORGANICS	47	680	NA	NA	500	920	NA
GASOLINE RANGE ORGANICS	47	70000	NA	NA	69 J	17000 J	NA

Table E-1
Summary of Chemical Results for Groundwater Samples
Lockheed Martin, Martin State Airport, Middle River, Maryland

SAMPLE ID:		MSA-MW14I-090809	MSA-MW14D-090809	MSA-MW15S-082509	MSA-MW15I-082609	MSA-MW15D-082509	MSA-MW16S-082609
LABORATORY ID:	MDE	A9I090172002	A9I090172003	A9H260266001	A9H270136003	A9H260266002	A9H270136004
SAMPLE DATE:	GROUNDWATER	9/8/2009	9/8/2009	8/25/2009	8/26/2009	8/25/2009	8/26/2009
LOCATION:	CRITERIA	MSA-MW14I	MSA-MW14D	MSA-MW15S	MSA-MW15I	MSA-MW15D	MSA-MW16S
VOLATILES (ug/l)							
1,1,1-TRICHLOROETHANE	200	--	--	--	--	--	--
1,1-DICHLOROETHENE	7	15 J	--	--	--	--	--
1,2,3-TRIMETHYLBENZENE		--	--	--	--	--	--
1,2,4-TRICHLOROBENZENE	70	--	--	--	--	--	0.73 J
1,2,4-TRIMETHYLBENZENE		--	--	--	--	--	--
1,2-DICHLOROBENZENE	600	--	--	--	--	--	1.2 J
1,2-DICHLOROETHANE	5	11 J	--	--	--	--	--
1,3-DICHLOROBENZENE	1.8	--	--	--	--	--	0.4 J
1,4-DICHLOROBENZENE	75	--	--	--	--	--	0.45 J
1,4-DIOXANE		130 L	--	2.2	1.1	--	790 L
2-BUTANONE	700	--	--	--	--	--	--
ACETONE	550	--	--	88 B	370 B	3.3 B	4.8 B
BENZENE	5	11 J	--	--	--	--	2.6
BROMODICHLOROMETHANE	80	--	--	--	--	--	--
CARBON DISULFIDE	100	--	--	--	--	--	--
CARBON TETRACHLORIDE	5	--	--	--	--	--	--
CHLOROBENZENE	100	270	--	--	--	--	--
CHLORODIBROMOMETHANE		--	--	--	--	--	--
CHLOROFORM	80	--	--	--	--	--	--
CHLOROMETHANE	19	--	--	--	--	--	--
CIS-1,2-DICHLOROETHENE	70	1300	--	280	1500	--	9.8
ETHANE		31 J	NA	NA	NA	NA	NA
ETHENE		36 J	NA	NA	NA	NA	NA
ETHYLBENZENE	700	--	--	--	--	--	--
ISOPROPYLBENZENE	66	--	--	--	--	--	--
M+P-XYLENES		--	--	--	--	--	--

Table E-1
Summary of Chemical Results for Groundwater Samples
Lockheed Martin, Martin State Airport, Middle River, Maryland

SAMPLE ID:		MSA-MW14I-090809	MSA-MW14D-090809	MSA-MW15S-082509	MSA-MW15I-082609	MSA-MW15D-082509	MSA-MW16S-082609
LABORATORY ID:	MDE	A9I090172002	A9I090172003	A9H260266001	A9H270136003	A9H260266002	A9H270136004
SAMPLE DATE:	GROUNDWATER	9/8/2009	9/8/2009	8/25/2009	8/26/2009	8/25/2009	8/26/2009
LOCATION:	CRITERIA	MSA-MW14I	MSA-MW14D	MSA-MW15S	MSA-MW15I	MSA-MW15D	MSA-MW16S
METHANE		1000 J	NA	NA	NA	NA	NA
METHYLENE CHLORIDE	5	--	--	--	--	--	--
O-XYLENE		--	--	--	--	--	--
SEC-BUTYLBENZENE		--	--	--	--	--	--
TERT-BUTYLBENZENE		--	--	--	--	--	--
TOLUENE	1000	--	--	--	--	--	--
TOTAL XYLENES	10000	--	--	--	--	--	--
TRANS-1,2-DICHLOROETHENE	100	12 J	--	--	--	--	--
TRICHLOROETHENE	5	17 J	--	1000	7800	--	--
VINYL CHLORIDE	2	940	--	12 J	130 J	--	42
SEMIVOLATILES (ug/l)							
DIETHYL PHTHALATE		NA	NA	NA	NA	NA	NA
TOTAL METALS (ug/l)							
ANTIMONY	6	0.23 B	0.17 B	0.081 B	0.15 B	0.14 B	--
ARSENIC	10	24.4	0.62 B	3.3	5.6	--	3.3
BARIUM	2000	14.5	7.4	20.8	37.8	15.2	50.6
BERYLLIUM	4	--	0.26 B	0.85	0.48 B	0.085	2.8
CADMIUM	5	--	0.25 B	0.58	0.13 B	0.073	--
CALCIUM		189000	NA	NA	NA	NA	NA
CHROMIUM	100	1.3	0.9	3.9	10.6	3.3	11.3
COBALT		14.3	13.9	113	44.1	10.8	21.7
COPPER	1300	0.22 B	5	24.4	1.9 B	4.1	0.25 B
IRON	300	71600	239	8480	19100	7420	33400
LEAD	15	0.05 B	0.2 B	1.3	2.1	0.4	0.13 B
MAGNESIUM		31200	NA	NA	NA	NA	NA
MANGANESE	50	2230 J	34.4	146	254	131	1660
MERCURY	2	--	0.11 K	--	--	--	--

Table E-1
Summary of Chemical Results for Groundwater Samples
Lockheed Martin, Martin State Airport, Middle River, Maryland

SAMPLE ID:		MSA-MW14I-090809	MSA-MW14D-090809	MSA-MW15S-082509	MSA-MW15I-082609	MSA-MW15D-082509	MSA-MW16S-082609
LABORATORY ID:	MDE	A9I090172002	A9I090172003	A9H260266001	A9H270136003	A9H260266002	A9H270136004
SAMPLE DATE:	GROUNDWATER	9/8/2009	9/8/2009	8/25/2009	8/26/2009	8/25/2009	8/26/2009
LOCATION:	CRITERIA	MSA-MW14I	MSA-MW14D	MSA-MW15S	MSA-MW15I	MSA-MW15D	MSA-MW16S
MOLYBDENUM		0.91 B	0.38 B	--	1.6	0.97	0.27 B
NICKEL	73	8.6	21.3	132	48.3	16.4	31.9
POTASSIUM		11300	NA	NA	NA	NA	NA
SELENIUM	50	0.43	--	2.1	0.45	--	1.8
SILICA		4270	NA	NA	NA	NA	NA
SILVER	100	--	--	--	--	--	--
SODIUM		44600	NA	NA	NA	NA	NA
THALLIUM	2	0.2	0.15 B	--	--	--	--
VANADIUM	3.7	0.64	0.62	4.7	9.8	1.3	17.7
ZINC	5000	2.9 B	51.6 B	128	58.7	21.3 B	171
FILTERED METALS (ug/l)							
ANTIMONY	6	0.25 B	0.081 B	0.07 B	0.069 B	0.081 B	0.057 B
ARSENIC	10	23.6	--	2.6	4.5	--	2
BARIUM	2000	13.8	7.2	22	34.2	11.9	47.4
BERYLLIUM	4	0.047 B	0.26	0.9	0.32 B	0.091	0.32 B
CADMIUM	5	--	0.24 B	0.65	0.09 B	0.041	--
CHROMIUM	100	0.92	0.39 B	3.6	10.3	0.3 B	3.5
COBALT		13.7	14.3	113	45.9	10.3	17.6
COPPER	1300	0.082 B	4.6	24.6	1.3 B	0.23 B	--
IRON	300	70900	11.2 B	7800	17700	6740	32800
LEAD	15	0.072 B	0.082 B	1.1	0.77 B	0.054 B	0.11 B
MANGANESE	50	2200 J	35	146	246	134	1740
MERCURY	2	--	--	--	0.24 B	--	--
MOLYBDENUM		0.89 B	--	--	0.66 B	0.48	--
NICKEL	73	6.7	21.8	133	49.9	15.9	22.1
SELENIUM	50	0.48	--	1.6	0.26	--	0.47
THALLIUM	2	0.22 B	--	--	--	--	--

Table E-1
Summary of Chemical Results for Groundwater Samples
Lockheed Martin, Martin State Airport, Middle River, Maryland

SAMPLE ID:		MSA-MW14I-090809	MSA-MW14D-090809	MSA-MW15S-082509	MSA-MW15I-082609	MSA-MW15D-082509	MSA-MW16S-082609
LABORATORY ID:	MDE	A9I090172002	A9I090172003	A9H260266001	A9H270136003	A9H260266002	A9H270136004
SAMPLE DATE:	GROUNDWATER	9/8/2009	9/8/2009	8/25/2009	8/26/2009	8/25/2009	8/26/2009
LOCATION:	CRITERIA	MSA-MW14I	MSA-MW14D	MSA-MW15S	MSA-MW15I	MSA-MW15D	MSA-MW16S
VANADIUM	3.7	--	--	2.2	9.2	--	2.7
ZINC	5000	3.5 B	54.2 B	127	59	16.3 B	6.1 B
MISCELLANEOUS (mg/l)							
ALKALINITY		110 J	NA	NA	NA	NA	NA
CHLORIDE		23.3 J	NA	NA	NA	NA	NA
DISSOLVED ORGANIC CARBON		10	NA	NA	NA	NA	NA
HEXAVALENT CHROMIUM	0.1	0.003	--	--	--	--	--
NITRATE-N		--	NA	NA	NA	NA	NA
SULFATE		649 J	NA	NA	NA	NA	NA
TOTAL DISSOLVED SOLIDS		1100	NA	NA	NA	NA	NA
MISCELLANEOUS (ug/l)							
PERCHLORATE	2.6	--	--	--	0.091 J	0.46 J	--
PETROLEUM HYDROCARBONS (ug/l)							
DIESEL RANGE ORGANICS	47	NA	NA	150	NA	NA	160 B
GASOLINE RANGE ORGANICS	47	NA	NA	610	NA	NA	41 J

Table E-1
Summary of Chemical Results for Groundwater Samples
Lockheed Martin, Martin State Airport, Middle River, Maryland

SAMPLE ID:		MSA-MW16I-082609	MSA-MW16D-082709	MSA-MW17S-082809	MSA-MW17I-082809	MSA-MW18S-090109	MSA-MW18I-090109
LABORATORY ID:	MDE	A9H270136005	A9H280119001	A9H290107002	A9H290107001	A9I020192006	A9I020192007
SAMPLE DATE:	GROUNDWATER	8/26/2009	8/27/2009	8/28/2009	8/28/2009	9/1/2009	9/1/2009
LOCATION:	CRITERIA	MSA-MW16I	MSA-MW16D	MSA-MW17S	MSA-MW17I	MSA-MW18S	MSA-MW18I
VOLATILES (ug/l)							
1,1,1-TRICHLOROETHANE	200	--	--	--	--	--	--
1,1-DICHLOROETHENE	7	--	--	--	--	--	--
1,2,3-TRIMETHYLBENZENE		--	--	--	--	--	--
1,2,4-TRICHLOROBENZENE	70	--	--	--	--	29 J	92 J
1,2,4-TRIMETHYLBENZENE		--	--	--	--	--	--
1,2-DICHLOROBENZENE	600	--	--	--	--	--	--
1,2-DICHLOROETHANE	5	--	--	--	1.9 J	30 J	--
1,3-DICHLOROBENZENE	1.8	--	--	--	--	--	--
1,4-DICHLOROBENZENE	75	--	--	--	--	--	--
1,4-DIOXANE		--	--	--	--	150	350
2-BUTANONE	700	--	--	--	--	--	--
ACETONE	550	35 B	2.8 B	2 B	12 B	--	--
BENZENE	5	--	--	--	--	--	--
BROMODICHLOROMETHANE	80	--	--	--	--	--	--
CARBON DISULFIDE	100	--	--	--	--	--	--
CARBON TETRACHLORIDE	5	--	--	--	--	--	--
CHLOROBENZENE	100	--	--	--	--	--	--
CHLORODIBROMOMETHANE		--	--	--	--	--	--
CHLOROFORM	80	--	--	--	--	--	--
CHLOROMETHANE	19	--	--	--	--	--	--
CIS-1,2-DICHLOROETHENE	70	130	--	0.51 J	160	370	1100
ETHANE		NA	NA	NA	NA	0.95	2.7
ETHENE		NA	NA	NA	NA	8	26
ETHYLBENZENE	700	--	--	--	--	--	--
ISOPROPYLBENZENE	66	--	--	--	--	--	--
M+P-XYLENES		--	--	--	--	--	--

Table E-1
Summary of Chemical Results for Groundwater Samples
Lockheed Martin, Martin State Airport, Middle River, Maryland

SAMPLE ID:		MSA-MW16I-082609	MSA-MW16D-082709	MSA-MW17S-082809	MSA-MW17I-082809	MSA-MW18S-090109	MSA-MW18I-090109
LABORATORY ID:	MDE	A9H270136005	A9H280119001	A9H290107002	A9H290107001	A9I020192006	A9I020192007
SAMPLE DATE:	GROUNDWATER	8/26/2009	8/27/2009	8/28/2009	8/28/2009	9/1/2009	9/1/2009
LOCATION:	CRITERIA	MSA-MW16I	MSA-MW16D	MSA-MW17S	MSA-MW17I	MSA-MW18S	MSA-MW18I
METHANE		NA	NA	NA	NA	230	390
METHYLENE CHLORIDE	5	--	--	--	--	43 B	--
O-XYLENE		--	--	--	--	--	--
SEC-BUTYLBENZENE		--	--	--	--	--	--
TERT-BUTYLBENZENE		--	--	--	--	--	--
TOLUENE	1000	--	--	--	--	--	--
TOTAL XYLENES	10000	--	--	--	--	--	--
TRANS-1,2-DICHLOROETHENE	100	--	--	--	--	--	--
TRICHLOROETHENE	5	470	--	--	170	4000	12000
VINYL CHLORIDE	2	8.5 J	--	0.71 J	12 J	250	650
SEMIVOLATILES (ug/l)							
DIETHYL PHTHALATE		NA	NA	NA	NA	NA	NA
TOTAL METALS (ug/l)							
ANTIMONY	6	0.33 B	0.096 B	--	--	0.11 B	--
ARSENIC	10	49.9	1.1	7.2	10.6	1.8	10.3
BARIUM	2000	79.7	9.2	67.7	14.9	52	46.4
BERYLLIUM	4	0.67	0.1 B	--	--	0.2	3.6
CADMIUM	5	0.2 B	0.041 B	--	--	0.07 B	89
CALCIUM		NA	NA	NA	NA	186000	43200
CHROMIUM	100	3 K	2.7	1.2 B	0.75 B	2.6 K	3.3
COBALT		21	5.7	0.52	9.1	88.7 L	330 L
COPPER	1300	2.2	3.5 B	2.6 B	1.3 B	0.94 B	60.2
IRON	300	18800	2950	41600	11300	163000	27200
LEAD	15	7.3	0.57 B	0.34 B	0.82	0.092 B	0.99
MAGNESIUM		NA	NA	NA	NA	202000	41100
MANGANESE	50	195	31.2	907	79.5	4420	5490
MERCURY	2	--	--	--	--	--	--

Table E-1
Summary of Chemical Results for Groundwater Samples
Lockheed Martin, Martin State Airport, Middle River, Maryland

SAMPLE ID:		MSA-MW16I-082609	MSA-MW16D-082709	MSA-MW17S-082809	MSA-MW17I-082809	MSA-MW18S-090109	MSA-MW18I-090109
LABORATORY ID:	MDE	A9H270136005	A9H280119001	A9H290107002	A9H290107001	A9I020192006	A9I020192007
SAMPLE DATE:	GROUNDWATER	8/26/2009	8/27/2009	8/28/2009	8/28/2009	9/1/2009	9/1/2009
LOCATION:	CRITERIA	MSA-MW16I	MSA-MW16D	MSA-MW17S	MSA-MW17I	MSA-MW18S	MSA-MW18I
MOLYBDENUM		3	0.5 B	0.91 B	0.26 B	0.26 B	--
NICKEL	73	31.2	8.1	0.2 B	9.5	58.2	200
POTASSIUM		NA	NA	NA	NA	42500 J	5880 J
SELENIUM	50	0.78	0.19	--	--	1.1 B	17.1
SILICA		NA	NA	NA	NA	30200	11600
SILVER	100	--	--	--	--	--	--
SODIUM		NA	NA	NA	NA	560000	162000
THALLIUM	2	--	0.15 B	--	--	--	0.23 B
VANADIUM	3.7	3.4	3.5	1.2	--	1.3	4.6
ZINC	5000	43.6	15.7 B	10.3 B	19.7 B	65 K	363
FILTERED METALS (ug/l)							
ANTIMONY	6	--	--	--	--	0.12 B	--
ARSENIC	10	39.2	--	7	11.7	1.4	8
BARIUM	2000	6.6	6.7	65.4	14.5	49.7	47.8
BERYLLIUM	4	--	0.076 B	--	0.038 B	0.24	2.8
CADMIUM	5	--	0.045 B	--	--	0.047 B	81.1
CHROMIUM	100	0.39 B	0.2 B	0.7 B	0.32 B	2 K	1.9 K
COBALT		6.7	6.2	0.53	9.2	107 L	333 L
COPPER	1300	--	1.3 B	--	--	0.49 B	22.2
IRON	300	4590	1270	41600	11500	138000	22300
LEAD	15	0.085 B	0.07 B	0.1 B	0.15 B	0.043 B	0.33 K
MANGANESE	50	57.3	30.6	876	82.3	4180	5560
MERCURY	2	--	--	--	--	--	--
MOLYBDENUM		1.9	--	0.95 B	0.27 B	--	--
NICKEL	73	9.6	8.9	0.32 B	9.1	72.2	200
SELENIUM	50	--	0.15	--	--	1.2 B	14
THALLIUM	2	--	--	--	--	--	0.21 B

Table E-1
Summary of Chemical Results for Groundwater Samples
Lockheed Martin, Martin State Airport, Middle River, Maryland

SAMPLE ID:		MSA-MW16I-082609	MSA-MW16D-082709	MSA-MW17S-082809	MSA-MW17I-082809	MSA-MW18S-090109	MSA-MW18I-090109
LABORATORY ID:	MDE	A9H270136005	A9H280119001	A9H290107002	A9H290107001	A9I020192006	A9I020192007
SAMPLE DATE:	GROUNDWATER	8/26/2009	8/27/2009	8/28/2009	8/28/2009	9/1/2009	9/1/2009
LOCATION:	CRITERIA	MSA-MW16I	MSA-MW16D	MSA-MW17S	MSA-MW17I	MSA-MW18S	MSA-MW18I
VANADIUM	3.7	--	--	--	--	0.81	2.7
ZINC	5000	11.1 B	16.1 B	2.1 B	5.4 B	85.6	356
MISCELLANEOUS (mg/l)							
ALKALINITY		NA	NA	NA	NA	270	26
CHLORIDE		NA	NA	NA	NA	594	305
DISSOLVED ORGANIC CARBON		NA	NA	NA	NA	33	6
HEXAVALENT CHROMIUM	0.1	--	0.009 R	0.003 R	0.002 R	--	--
NITRATE-N		NA	NA	NA	NA	--	--
SULFATE		NA	NA	NA	NA	1600	439
TOTAL DISSOLVED SOLIDS		NA	NA	NA	NA	3500	1100
MISCELLANEOUS (ug/l)							
PERCHLORATE	2.6	--	0.33 J	--	0.22 J	--	0.13 J
PETROLEUM HYDROCARBONS (ug/l)							
DIESEL RANGE ORGANICS	47	NA	NA	--	NA	320 B	NA
GASOLINE RANGE ORGANICS	47	NA	NA	35 J	NA	1700 J	NA

Table E-1
Summary of Chemical Results for Groundwater Samples
Lockheed Martin, Martin State Airport, Middle River, Maryland

SAMPLE ID:		MSA-MW19I-090109	MSA-MW19D-090109	MSA-MW20S-082609	MSA-MW20I-082709	MSA-MW20D-082709	MSA-MW22D-083109
LABORATORY ID:	MDE	A9I020192008	A9I020192004	A9H270136002	A9H280119002	A9H280119003	A9I010149006
SAMPLE DATE:	GROUNDWATER	9/1/2009	9/1/2009	8/26/2009	8/27/2009	8/27/2009	8/31/2009
LOCATION:	CRITERIA	MSA-MW19I	MSA-MW19D	MSA-MW20S	MSA-MW20I	MSA-MW20D	MSA-MW22D
VOLATILES (ug/l)							
1,1,1-TRICHLOROETHANE	200	--	--	--	--	--	--
1,1-DICHLOROETHENE	7	0.97 J	--	14 J	--	--	--
1,2,3-TRIMETHYLBENZENE		--	--	--	--	--	--
1,2,4-TRICHLOROBENZENE	70	--	--	--	--	--	--
1,2,4-TRIMETHYLBENZENE		--	--	--	--	--	--
1,2-DICHLOROBENZENE	600	--	--	--	--	--	--
1,2-DICHLOROETHANE	5	2.7 J	--	--	2.4 J	0.69 J	--
1,3-DICHLOROBENZENE	1.8	--	--	--	--	--	--
1,4-DICHLOROBENZENE	75	--	--	--	--	--	--
1,4-DIOXANE		33	--	--	22	5.8	--
2-BUTANONE	700	--	--	--	--	--	--
ACETONE	550	--	1.5 B	170 B	24 B	2.8 B	2.1 B
BENZENE	5	--	--	38 J	--	--	--
BROMODICHLOROMETHANE	80	--	--	--	--	--	--
CARBON DISULFIDE	100	--	--	--	--	--	0.67 J
CARBON TETRACHLORIDE	5	--	--	--	--	--	--
CHLOROBENZENE	100	--	--	560	29	--	--
CHLORODIBROMOMETHANE		--	--	--	--	--	--
CHLOROFORM	80	--	--	--	--	0.67 J	--
CHLOROMETHANE	19	--	--	--	--	--	--
CIS-1,2-DICHLOROETHENE	70	150	--	2000	250	2.9	--
ETHANE		NA	NA	NA	NA	NA	NA
ETHENE		NA	NA	NA	NA	NA	NA
ETHYLBENZENE	700	--	--	27 J	--	--	--
ISOPROPYLBENZENE	66	--	--	--	--	--	--
M+P-XYLENES		--	--	--	--	--	--

Table E-1
Summary of Chemical Results for Groundwater Samples
Lockheed Martin, Martin State Airport, Middle River, Maryland

SAMPLE ID:		MSA-MW19I-090109	MSA-MW19D-090109	MSA-MW20S-082609	MSA-MW20I-082709	MSA-MW20D-082709	MSA-MW22D-083109
LABORATORY ID:	MDE	A9I020192008	A9I020192004	A9H270136002	A9H280119002	A9H280119003	A9I010149006
SAMPLE DATE:	GROUNDWATER	9/1/2009	9/1/2009	8/26/2009	8/27/2009	8/27/2009	8/31/2009
LOCATION:	CRITERIA	MSA-MW19I	MSA-MW19D	MSA-MW20S	MSA-MW20I	MSA-MW20D	MSA-MW22D
METHANE		NA	NA	NA	NA	NA	NA
METHYLENE CHLORIDE	5	--	--	--	--	--	--
O-XYLENE		--	--	--	--	--	--
SEC-BUTYLBENZENE		--	--	--	--	--	--
TERT-BUTYLBENZENE		--	--	--	--	--	--
TOLUENE	1000	--	--	15 J	--	--	--
TOTAL XYLENES	10000	--	--	--	--	--	--
TRANS-1,2-DICHLOROETHENE	100	1.2 J	--	27 J	--	--	--
TRICHLOROETHENE	5	120	3.7	640	42	26	--
VINYL CHLORIDE	2	94	--	900 J	100 J	0.46 J	--
SEMIVOLATILES (ug/l)							
DIETHYL PHTHALATE		NA	NA	NA	NA	NA	NA
TOTAL METALS (ug/l)							
ANTIMONY	6	--	0.14 B	0.16 B	0.18 B	--	0.58
ARSENIC	10	3.8	1.9	9.1	2.9	--	0.78
BARIUM	2000	70.5	77.7	21.5	21.5	138	41.4
BERYLLIUM	4	1.2	1.5	0.65 J	0.043 B	0.89	0.055
CADMIUM	5	0.049 B	0.03 B	0.033 B	0.063 B	0.43 B	0.23
CALCIUM		NA	NA	NA	NA	NA	NA
CHROMIUM	100	2.8 K	13.9	2.5 K	2.4 K	3.6	3.6
COBALT		91.3 L	198 L	3.4	13	76	0.75
COPPER	1300	0.54 B	0.21 B	0.47 B	2.5 B	0.81 B	6.2
IRON	300	40800	7620	137000	40500	937	1630
LEAD	15	0.1 B	0.17 B	1.2 B	2.9	0.079 B	4
MAGNESIUM		NA	NA	NA	NA	NA	NA
MANGANESE	50	2400	3080	4300	1900	1140	37.2
MERCURY	2	--	--	--	--	--	--

Table E-1
Summary of Chemical Results for Groundwater Samples
Lockheed Martin, Martin State Airport, Middle River, Maryland

SAMPLE ID:	MDE	MSA-MW19I-090109	MSA-MW19D-090109	MSA-MW20S-082609	MSA-MW20I-082709	MSA-MW20D-082709	MSA-MW22D-083109
LABORATORY ID:		A9I020192008	A9I020192004	A9H270136002	A9H280119002	A9H280119003	A9I010149006
SAMPLE DATE:	GROUNDWATER	9/1/2009	9/1/2009	8/26/2009	8/27/2009	8/27/2009	8/31/2009
LOCATION:	CRITERIA	MSA-MW19I	MSA-MW19D	MSA-MW20S	MSA-MW20I	MSA-MW20D	MSA-MW22D
MOLYBDENUM		0.32 B	0.27 B	0.54 B	0.51 B	--	0.78 B
NICKEL	73	68.4	111	1.4 K	4.1	55.7	2.7
POTASSIUM		NA	NA	NA	NA	NA	NA
SELENIUM	50	4.6 K	1 B	3.3	0.18	0.45	--
SILICA		NA	NA	NA	NA	NA	NA
SILVER	100	--	--	--	--	--	0.08 K
SODIUM		NA	NA	NA	NA	NA	NA
THALLIUM	2	--	--	--	--	--	--
VANADIUM	3.7	2.6	4.4	3.5	1.4	--	5.6
ZINC	5000	106	328	9.8 B	15 B	163	646
FILTERED METALS (ug/l)							
ANTIMONY	6	--	0.074 B	0.063 B	--	--	0.2 B
ARSENIC	10	3.8	1.4	8.8	2.8	--	0.3
BARIUM	2000	65.6	80.8	18.5	16.9	142	41.9
BERYLLIUM	4	1.3	1.4	0.6 B	--	0.81	--
CADMIUM	5	0.034 B	--	--	--	0.41 B	0.031 B
CHROMIUM	100	2.4 K	12.6	2.1 K	0.65 B	3.4	1.3 B
COBALT		89 L	178 L	3.6	12.7	79.7	0.26
COPPER	1300	0.082 B	0.24 B	--	0.39 B	0.31 B	0.85 B
IRON	300	37600	7430	131000	45300	697	1770
LEAD	15	--	0.067 B	0.055 B	0.18 B	0.078 B	0.27
MANGANESE	50	2400	3080	4200	2010	1150	47.4
MERCURY	2	--	--	--	--	--	--
MOLYBDENUM		--	--	0.25 B	--	--	0.63 B
NICKEL	73	64.4	77.3	1.3 K	2.3 K	58.4	1.5
SELENIUM	50	4.7 K	0.94 B	3.3	0.22	0.53	--
THALLIUM	2	--	--	--	--	--	--

Table E-1
Summary of Chemical Results for Groundwater Samples
Lockheed Martin, Martin State Airport, Middle River, Maryland

SAMPLE ID:		MSA-MW19I-090109	MSA-MW19D-090109	MSA-MW20S-082609	MSA-MW20I-082709	MSA-MW20D-082709	MSA-MW22D-083109
LABORATORY ID:	MDE	A9I020192008	A9I020192004	A9H270136002	A9H280119002	A9H280119003	A9I010149006
SAMPLE DATE:	GROUNDWATER	9/1/2009	9/1/2009	8/26/2009	8/27/2009	8/27/2009	8/31/2009
LOCATION:	CRITERIA	MSA-MW19I	MSA-MW19D	MSA-MW20S	MSA-MW20I	MSA-MW20D	MSA-MW22D
VANADIUM	3.7	2.8	3.7	3.3	--	--	2.6
ZINC	5000	104	146	5.2 B	5.2 B	169	38.8 K
MISCELLANEOUS (mg/l)							
ALKALINITY		NA	NA	NA	NA	NA	NA
CHLORIDE		NA	NA	NA	NA	NA	NA
DISSOLVED ORGANIC CARBON		NA	NA	NA	NA	NA	NA
HEXAVALENT CHROMIUM	0.1	0.003 L	0.006 L	--	--	--	--
NITRATE-N		NA	NA	NA	NA	NA	NA
SULFATE		NA	NA	NA	NA	NA	NA
TOTAL DISSOLVED SOLIDS		NA	NA	NA	NA	NA	NA
MISCELLANEOUS (ug/l)							
PERCHLORATE	2.6	--	--	--	--	--	--
PETROLEUM HYDROCARBONS (ug/l)							
DIESEL RANGE ORGANICS	47	NA	NA	1300	NA	NA	NA
GASOLINE RANGE ORGANICS	47	NA	NA	2100	NA	NA	NA

Table E-1
Summary of Chemical Results for Groundwater Samples
Lockheed Martin, Martin State Airport, Middle River, Maryland

SAMPLE ID:		MSA-MW23S-083109	MSA-MW23D-083109	MSA-MW24S-090109	MSA-MW24I-090109	MSA-MW25S-083109	MSA-MW25I-083109
LABORATORY ID:	MDE	A9I010149002	A9I010149001	A9I020192002	A9I020192003	A9I010149007	A9I010149008
SAMPLE DATE:	GROUNDWATER	8/31/2009	8/31/2009	9/1/2009	9/1/2009	8/31/2009	8/31/2009
LOCATION:	CRITERIA	MSA-MW23S	MSA-MW23D	MSA-MW24S	MSA-MW24I	MSA-MW25S	MSA-MW25I
VOLATILES (ug/l)							
1,1,1-TRICHLOROETHANE	200	--	--	--	--	--	--
1,1-DICHLOROETHENE	7	0.27 J	0.24 J	--	--	--	--
1,2,3-TRIMETHYLBENZENE		--	--	--	--	--	--
1,2,4-TRICHLOROBENZENE	70	--	--	--	--	--	--
1,2,4-TRIMETHYLBENZENE		--	--	--	--	--	--
1,2-DICHLOROBENZENE	600	0.36 J	--	--	--	--	--
1,2-DICHLOROETHANE	5	0.42 J	--	--	--	--	--
1,3-DICHLOROBENZENE	1.8	0.75 J	--	--	--	--	--
1,4-DICHLOROBENZENE	75	0.37 J	--	--	--	--	--
1,4-DIOXANE		17	--	3 J	--	--	--
2-BUTANONE	700	--	--	--	--	--	--
ACETONE	550	3.9 B	1.8 B	2.9 B	--	4.5 B	3.2 B
BENZENE	5	2.1	--	--	--	--	--
BROMODICHLOROMETHANE	80	--	--	--	--	--	--
CARBON DISULFIDE	100	--	--	--	--	--	--
CARBON TETRACHLORIDE	5	--	3.2	--	0.37 J	--	--
CHLOROBENZENE	100	0.43 J	--	--	--	--	--
CHLORODIBROMOMETHANE		--	--	--	--	--	--
CHLOROFORM	80	--	3.8	--	0.55 J	--	--
CHLOROMETHANE	19	--	--	--	--	--	--
CIS-1,2-DICHLOROETHENE	70	9	--	--	--	7	--
ETHANE		NA	NA	NA	NA	NA	NA
ETHENE		NA	NA	NA	NA	NA	NA
ETHYLBENZENE	700	--	--	--	--	--	--
ISOPROPYLBENZENE	66	--	--	--	--	--	--
M+P-XYLENES		--	--	--	--	--	--

Table E-1
Summary of Chemical Results for Groundwater Samples
Lockheed Martin, Martin State Airport, Middle River, Maryland

SAMPLE ID:		MSA-MW23S-083109	MSA-MW23D-083109	MSA-MW24S-090109	MSA-MW24I-090109	MSA-MW25S-083109	MSA-MW25I-083109
LABORATORY ID:	MDE	A9I010149002	A9I010149001	A9I020192002	A9I020192003	A9I010149007	A9I010149008
SAMPLE DATE:	GROUNDWATER	8/31/2009	8/31/2009	9/1/2009	9/1/2009	8/31/2009	8/31/2009
LOCATION:	CRITERIA	MSA-MW23S	MSA-MW23D	MSA-MW24S	MSA-MW24I	MSA-MW25S	MSA-MW25I
METHANE		NA	NA	NA	NA	NA	NA
METHYLENE CHLORIDE	5	--	--	--	--	--	--
O-XYLENE		--	--	--	--	--	--
SEC-BUTYLBENZENE		0.26 J	--	--	--	--	--
TERT-BUTYLBENZENE		0.36 J	--	--	--	--	--
TOLUENE	1000	--	--	--	--	--	--
TOTAL XYLENES	10000	--	--	--	--	--	--
TRANS-1,2-DICHLOROETHENE	100	0.23 J	--	--	--	0.82 J	--
TRICHLOROETHENE	5	--	0.91 J	--	54	1.2	0.3 J
VINYL CHLORIDE	2	10 J	--	--	--	0.32 J	--
SEMIVOLATILES (ug/l)							
DIETHYL PHTHALATE		NA	NA	NA	NA	NA	NA
TOTAL METALS (ug/l)							
ANTIMONY	6	0.32 B	0.28 B	0.36 B	0.17 B	0.089 B	0.11 B
ARSENIC	10	7.6	0.99	79.6	2.1	12.6	6.6
BARIUM	2000	108	74.1	38.5	27.7	73.7	59.1
BERYLLIUM	4	--	1	9.9	2.1	--	--
CADMIUM	5	0.28 L	0.55 L	4.5 L	0.3 K	--	--
CALCIUM		NA	NA	NA	NA	NA	NA
CHROMIUM	100	3.3 K	0.69 B	25.7	5.2	1.3 B	1.7 K
COBALT		3.2	28.8	724	33.1 L	1.2	0.12
COPPER	1300	1.4 B	4.9	172	29.6	0.33 B	0.77 B
IRON	300	40500	10300	238000	5060	20200	23600
LEAD	15	0.47 K	0.3	0.66 K	1.4	0.12 K	0.31
MAGNESIUM		NA	NA	NA	NA	NA	NA
MANGANESE	50	1830	600	6320	612	513	177
MERCURY	2	--	--	--	--	--	--

Table E-1
Summary of Chemical Results for Groundwater Samples
Lockheed Martin, Martin State Airport, Middle River, Maryland

SAMPLE ID:		MSA-MW23S-083109	MSA-MW23D-083109	MSA-MW24S-090109	MSA-MW24I-090109	MSA-MW25S-083109	MSA-MW25I-083109
LABORATORY ID:	MDE	A9I010149002	A9I010149001	A9I020192002	A9I020192003	A9I010149007	A9I010149008
SAMPLE DATE:	GROUNDWATER	8/31/2009	8/31/2009	9/1/2009	9/1/2009	8/31/2009	8/31/2009
LOCATION:	CRITERIA	MSA-MW23S	MSA-MW23D	MSA-MW24S	MSA-MW24I	MSA-MW25S	MSA-MW25I
MOLYBDENUM		1.2 B	1.2 B	--	0.4 B	1.4 B	0.46 B
NICKEL	73	2.7 K	30.1	991	11.8	1.9	0.46 B
POTASSIUM		NA	NA	NA	NA	NA	NA
SELENIUM	50	--	0.2 L	149	4 K	--	--
SILICA		NA	NA	NA	NA	NA	NA
SILVER	100	--	--	--	0.036 B	--	--
SODIUM		NA	NA	NA	NA	NA	NA
THALLIUM	2	0.21 B	0.25 B	0.78 B	0.15 B	--	--
VANADIUM	3.7	0.79	--	116	3.2	2.2	2.4
ZINC	5000	15.9 B	120	3150	41.4	5.3 B	2.2 B
FILTERED METALS (ug/l)							
ANTIMONY	6	0.15 B	0.12 B	0.17 B	0.072 B	0.074 B	0.075 B
ARSENIC	10	7.6	0.73	77.3	2.1	12.3	6.1
BARIUM	2000	106	79.2	31.2 K	26.5	71.6	57.2
BERYLLIUM	4	--	0.91	9	2.2	--	--
CADMIUM	5	--	0.3 L	3.6 L	0.34 K	--	--
CHROMIUM	100	2.3 K	0.53 B	24.9	1.5	1.1 B	1 B
COBALT		3.1	24.9	692	36.4 L	1.1	0.078
COPPER	1300	0.16 B	1.3 B	157	26.4	0.36 B	0.21 B
IRON	300	41700	10200	222000	4070	18800	22900
LEAD	15	--	0.1 K	0.61 K	0.48	0.2 K	--
MANGANESE	50	1950	637	6010	674	504	176
MERCURY	2	--	--	--	--	--	--
MOLYBDENUM		0.78 B	0.33 B	--	--	1.5 B	0.34 B
NICKEL	73	2.1 K	17.8	942	11.4	1.8	0.4 B
SELENIUM	50	--	--	139	4.1 K	--	--
THALLIUM	2	0.12 B	0.14 B	0.56 B	0.13 B	--	--

Table E-1
Summary of Chemical Results for Groundwater Samples
Lockheed Martin, Martin State Airport, Middle River, Maryland

SAMPLE ID:		MSA-MW23S-083109	MSA-MW23D-083109	MSA-MW24S-090109	MSA-MW24I-090109	MSA-MW25S-083109	MSA-MW25I-083109
LABORATORY ID:	MDE	A9I010149002	A9I010149001	A9I020192002	A9I020192003	A9I010149007	A9I010149008
SAMPLE DATE:	GROUNDWATER	8/31/2009	8/31/2009	9/1/2009	9/1/2009	8/31/2009	8/31/2009
LOCATION:	CRITERIA	MSA-MW23S	MSA-MW23D	MSA-MW24S	MSA-MW24I	MSA-MW25S	MSA-MW25I
VANADIUM	3.7	--	--	141	--	1.9	1.3
ZINC	5000	1.5 B	36.2 K	2860	30 K	4.4 B	1.6 B
MISCELLANEOUS (mg/l)							
ALKALINITY		NA	NA	NA	NA	NA	NA
CHLORIDE		NA	NA	NA	NA	NA	NA
DISSOLVED ORGANIC CARBON		NA	NA	NA	NA	NA	NA
HEXAVALENT CHROMIUM	0.1	--	--	--	0.003 L	0.007 R	0.004 R
NITRATE-N		NA	NA	NA	NA	NA	NA
SULFATE		NA	NA	NA	NA	NA	NA
TOTAL DISSOLVED SOLIDS		NA	NA	NA	NA	NA	NA
MISCELLANEOUS (ug/l)							
PERCHLORATE	2.6	--	--	--	--	--	--
PETROLEUM HYDROCARBONS (ug/l)							
DIESEL RANGE ORGANICS	47	370	NA	190 B	NA	170 B	NA
GASOLINE RANGE ORGANICS	47	86 J	NA	36 J	NA	36 J	NA

Table E-1
Summary of Chemical Results for Groundwater Samples
Lockheed Martin, Martin State Airport, Middle River, Maryland

SAMPLE ID:		MSA-MW26S-083109	MSA-MW27D-082809	MSA-MW28I-082609	MSA-MW29D-090309	MSA-MW30D-090109	MSA-MW31D-082809
LABORATORY ID:	MDE	A9I010149003	A9H290107004	A9H270136001	A9I040243007	A9I020192001	A9H290107003
SAMPLE DATE:	GROUNDWATER	8/31/2009	8/28/2009	8/26/2009	9/3/2009	9/1/2009	8/28/2009
LOCATION:	CRITERIA	MSA-MW26S	MSA-MW27D	MSA-MW28I	MSA-MW29D	MSA-MW30D	MSA-MW31D
VOLATILES (ug/l)							
1,1,1-TRICHLOROETHANE	200	--	--	--	--	--	--
1,1-DICHLOROETHENE	7	--	--	--	--	--	--
1,2,3-TRIMETHYLBENZENE		--	--	--	--	--	--
1,2,4-TRICHLOROBENZENE	70	--	--	--	--	--	--
1,2,4-TRIMETHYLBENZENE		--	--	--	--	--	--
1,2-DICHLOROBENZENE	600	--	--	--	--	--	--
1,2-DICHLOROETHANE	5	--	--	5.8 J	--	--	--
1,3-DICHLOROBENZENE	1.8	--	--	--	--	--	--
1,4-DICHLOROBENZENE	75	--	--	--	--	--	--
1,4-DIOXANE		3.2	--	--	--	--	--
2-BUTANONE	700	--	--	--	--	--	--
ACETONE	550	--	2.6 B	55 B	15 B	--	3.4 B
BENZENE	5	12	--	--	--	--	--
BROMODICHLOROMETHANE	80	--	--	--	--	--	--
CARBON DISULFIDE	100	--	0.2 J	--	--	--	0.56 J
CARBON TETRACHLORIDE	5	--	--	--	--	--	--
CHLOROBENZENE	100	--	--	--	--	--	--
CHLORODIBROMOMETHANE		--	--	--	--	--	--
CHLOROFORM	80	--	--	--	--	--	--
CHLOROMETHANE	19	--	--	--	--	--	--
CIS-1,2-DICHLOROETHENE	70	84	--	310	--	--	--
ETHANE		NA	NA	NA	NA	NA	NA
ETHENE		NA	NA	NA	NA	NA	NA
ETHYLBENZENE	700	--	--	--	--	--	--
ISOPROPYLBENZENE	66	--	--	--	--	--	--
M+P-XYLENES		--	--	--	--	--	--

Table E-1
Summary of Chemical Results for Groundwater Samples
Lockheed Martin, Martin State Airport, Middle River, Maryland

SAMPLE ID:		MSA-MW26S-083109	MSA-MW27D-082809	MSA-MW28I-082609	MSA-MW29D-090309	MSA-MW30D-090109	MSA-MW31D-082809
LABORATORY ID:	MDE	A9I010149003	A9H290107004	A9H270136001	A9I040243007	A9I020192001	A9H290107003
SAMPLE DATE:	GROUNDWATER	8/31/2009	8/28/2009	8/26/2009	9/3/2009	9/1/2009	8/28/2009
LOCATION:	CRITERIA	MSA-MW26S	MSA-MW27D	MSA-MW28I	MSA-MW29D	MSA-MW30D	MSA-MW31D
METHANE		NA	NA	NA	NA	NA	NA
METHYLENE CHLORIDE	5	4.2 B	--	--	--	--	--
O-XYLENE		--	--	--	--	--	--
SEC-BUTYLBENZENE		--	--	--	--	--	--
TERT-BUTYLBENZENE		--	--	--	--	--	--
TOLUENE	1000	--	--	--	--	--	--
TOTAL XYLENES	10000	--	--	--	--	--	--
TRANS-1,2-DICHLOROETHENE	100	--	--	3.7 J	--	--	--
TRICHLOROETHENE	5	--	--	530	--	--	--
VINYL CHLORIDE	2	140 J	--	34	--	--	--
SEMIVOLATILES (ug/l)							
DIETHYL PHTHALATE		NA	NA	NA	NA	NA	NA
TOTAL METALS (ug/l)							
ANTIMONY	6	0.51	0.1 B	0.14 B	0.064 B	0.21 B	0.28 B
ARSENIC	10	2.6	0.48	15.6	--	--	--
BARIUM	2000	539	66.2	99.1	6.3	9	71.4
BERYLLIUM	4	--	0.2 B	0.24 B	0.046 B	0.12	0.35 B
CADMIUM	5	0.059 B	--	--	0.05 B	0.045 B	1.4
CALCIUM		NA	NA	NA	NA	NA	NA
CHROMIUM	100	1.9	6.9	1.7 B	0.59 B	0.55 B	5.6
COBALT		1.3	0.56	41.7	1.6	7.1 L	6.8
COPPER	1300	12.4	7.4	0.16 B	12.2	7.3	3.7 B
IRON	300	10100	8740	34300	89 B	58.6 B	3330
LEAD	15	1.1	2.3	0.16 B	0.31 B	0.11 B	1.3
MAGNESIUM		NA	NA	NA	NA	NA	NA
MANGANESE	50	269	348	374	12.3	20.4	1270
MERCURY	2	--	--	--	--	--	--

Table E-1
Summary of Chemical Results for Groundwater Samples
Lockheed Martin, Martin State Airport, Middle River, Maryland

SAMPLE ID:		MSA-MW26S-083109	MSA-MW27D-082809	MSA-MW28I-082609	MSA-MW29D-090309	MSA-MW30D-090109	MSA-MW31D-082809
LABORATORY ID:	MDE	A9I010149003	A9H290107004	A9H270136001	A9I040243007	A9I020192001	A9H290107003
SAMPLE DATE:	GROUNDWATER	8/31/2009	8/28/2009	8/26/2009	9/3/2009	9/1/2009	8/28/2009
LOCATION:	CRITERIA	MSA-MW26S	MSA-MW27D	MSA-MW28I	MSA-MW29D	MSA-MW30D	MSA-MW31D
MOLYBDENUM		0.98 B	3	1.1 B	--	0.39 B	0.95 B
NICKEL	73	8.7	1.9	40.2	2.8 J	8.7	18.6
POTASSIUM		NA	NA	NA	NA	NA	NA
SELENIUM	50	0.48	--	--	--	0.18 B	--
SILICA		NA	NA	NA	NA	NA	NA
SILVER	100	--	--	--	--	--	--
SODIUM		NA	NA	NA	NA	NA	NA
THALLIUM	2	--	--	0.12 B	--	0.21 B	--
VANADIUM	3.7	3.9	5.3	0.87	--	--	1.7
ZINC	5000	24.5 K	20 B	13.2 B	18.3 J	22.6 K	882
FILTERED METALS (ug/l)							
ANTIMONY	6	0.28 B	--	--	--	0.11 B	0.12 B
ARSENIC	10	2.4	0.43	17.2	--	--	--
BARIUM	2000	582	51	105	4.9	8.5	72.9
BERYLLIUM	4	--	--	0.15 B	0.042 B	0.078	0.14 B
CADMIUM	5	0.036 B	--	--	0.23 B	0.032 B	--
CHROMIUM	100	1.8	0.19 B	1.1 B	0.34 B	0.2 B	4.5
COBALT		2.1	0.22 B	39.9	1.6	6.7 L	3
COPPER	1300	1.3 B	0.15 B	0.12 B	4.6	6.5	--
IRON	300	9530	6300	35100	--	11.2 B	3190
LEAD	15	0.12	0.066 B	0.057 B	0.13 B	0.067 B	0.043 B
MANGANESE	50	284	340	390	11.8	19.4	1370
MERCURY	2	--	--	--	--	--	--
MOLYBDENUM		0.74 B	2.4	0.5 B	--	--	0.75 B
NICKEL	73	7.2	1	37.6	3.2 J	7.8	18.9
SELENIUM	50	0.38	--	--	--	--	--
THALLIUM	2	--	--	--	--	--	--

Table E-1
Summary of Chemical Results for Groundwater Samples
Lockheed Martin, Martin State Airport, Middle River, Maryland

SAMPLE ID:		MSA-MW26S-083109	MSA-MW27D-082809	MSA-MW28I-082609	MSA-MW29D-090309	MSA-MW30D-090109	MSA-MW31D-082809
LABORATORY ID:	MDE	A9I010149003	A9H290107004	A9H270136001	A9I040243007	A9I020192001	A9H290107003
SAMPLE DATE:	GROUNDWATER	8/31/2009	8/28/2009	8/26/2009	9/3/2009	9/1/2009	8/28/2009
LOCATION:	CRITERIA	MSA-MW26S	MSA-MW27D	MSA-MW28I	MSA-MW29D	MSA-MW30D	MSA-MW31D
VANADIUM	3.7	3.7	--	--	--	--	0.88
ZINC	5000	12.8 B	5.9 B	15.5 B	16.8 J	22.4 K	2.7 B
MISCELLANEOUS (mg/l)							
ALKALINITY		NA	NA	NA	NA	NA	NA
CHLORIDE		NA	NA	NA	NA	NA	NA
DISSOLVED ORGANIC CARBON		NA	NA	NA	NA	NA	NA
HEXAVALENT CHROMIUM	0.1	0.01 R	--	--	--	--	--
NITRATE-N		NA	NA	NA	NA	NA	NA
SULFATE		NA	NA	NA	NA	NA	NA
TOTAL DISSOLVED SOLIDS		NA	NA	NA	NA	NA	NA
MISCELLANEOUS (ug/l)							
PERCHLORATE	2.6	--	--	--	0.086 J	0.09 J	--
PETROLEUM HYDROCARBONS (ug/l)							
DIESEL RANGE ORGANICS	47	520	NA	NA	NA	NA	NA
GASOLINE RANGE ORGANICS	47	120	NA	NA	NA	NA	NA

Table E-1
Summary of Chemical Results for Groundwater Samples
Lockheed Martin, Martin State Airport, Middle River, Maryland

SAMPLE ID:		MSA-MW32S-090409	MSA-MW32I-090409	MSA-MW33S-090409	MSA-MW33I-090409	MSA-MW34S-090409	MSA-MW34I-090409
LABORATORY ID:	MDE	A9I080113006	A9I080113007	A9I080113004	A9I080113003	A9I080113002	A9I080113001
SAMPLE DATE:	GROUNDWATER	9/4/2009	9/4/2009	9/4/2009	9/4/2009	9/4/2009	9/4/2009
LOCATION:	CRITERIA	MSA-MW32S	MSA-MW32I	MSA-MW33S	MSA-MW33I	MSA-MW34S	MSA-MW34I
VOLATILES (ug/l)							
1,1,1-TRICHLOROETHANE	200	--	--	--	--	--	--
1,1-DICHLOROETHENE	7	--	--	--	--	--	--
1,2,3-TRIMETHYLBENZENE		--	0.056 J	--	--	--	--
1,2,4-TRICHLOROBENZENE	70	--	--	--	--	--	--
1,2,4-TRIMETHYLBENZENE		--	--	--	--	--	--
1,2-DICHLOROBENZENE	600	--	--	--	--	--	--
1,2-DICHLOROETHANE	5	--	--	--	--	0.26 J	0.8 J
1,3-DICHLOROBENZENE	1.8	--	--	--	--	--	--
1,4-DICHLOROBENZENE	75	--	--	--	--	--	--
1,4-DIOXANE		NA	NA	NA	NA	NA	NA
2-BUTANONE	700	--	0.94 J	--	--	--	--
ACETONE	550	8.4 B	19 B	--	12 B	3.8 B	1.7 B
BENZENE	5	--	--	36 J	--	--	1.2
BROMODICHLOROMETHANE	80	--	0.94 J	--	0.17 J	--	--
CARBON DISULFIDE	100	0.69 J	1.1	--	1	0.65 J	0.65 J
CARBON TETRACHLORIDE	5	--	--	--	--	--	--
CHLOROBENZENE	100	--	--	--	--	--	--
CHLORODIBROMOMETHANE		--	0.57 J	--	--	--	--
CHLOROFORM	80	1.7	11	--	3	2.4	1.1
CHLOROMETHANE	19	--	--	--	--	0.31 J	--
CIS-1,2-DICHLOROETHENE	70	--	--	1200	1	1.5	1.5
ETHANE		NA	NA	NA	NA	NA	NA
ETHENE		NA	NA	NA	NA	NA	NA
ETHYLBENZENE	700	--	--	--	--	--	--
ISOPROPYLBENZENE	66	--	--	--	--	--	--
M+P-XYLENES		--	--	--	--	--	19

Table E-1
Summary of Chemical Results for Groundwater Samples
Lockheed Martin, Martin State Airport, Middle River, Maryland

SAMPLE ID:		MSA-MW32S-090409	MSA-MW32I-090409	MSA-MW33S-090409	MSA-MW33I-090409	MSA-MW34S-090409	MSA-MW34I-090409
LABORATORY ID:	MDE	A9I080113006	A9I080113007	A9I080113004	A9I080113003	A9I080113002	A9I080113001
SAMPLE DATE:	GROUNDWATER	9/4/2009	9/4/2009	9/4/2009	9/4/2009	9/4/2009	9/4/2009
LOCATION:	CRITERIA	MSA-MW32S	MSA-MW32I	MSA-MW33S	MSA-MW33I	MSA-MW34S	MSA-MW34I
METHANE		NA	NA	NA	NA	NA	NA
METHYLENE CHLORIDE	5	--	--	--	--	--	--
O-XYLENE		--	--	--	--	--	2.5
SEC-BUTYLBENZENE		--	--	--	--	--	--
TERT-BUTYLBENZENE		--	--	--	--	--	--
TOLUENE	1000	--	1.8	--	0.3 J	--	--
TOTAL XYLENES	10000	--	--	--	--	--	21
TRANS-1,2-DICHLOROETHENE	100	--	--	--	--	--	--
TRICHLOROETHENE	5	--	--	1500	1.2	--	--
VINYL CHLORIDE	2	--	--	140	--	1.7	15
SEMIVOLATILES (ug/l)							
DIETHYL PHTHALATE		--	--	--	--	1.6	--
TOTAL METALS (ug/l)							
ANTIMONY	6	--	0.17 B	0.081 B	0.19 B	0.37 B	0.25 B
ARSENIC	10	0.92	--	0.39	0.75	0.34	0.28
BARIUM	2000	58.6	81.4	122	29.8	66.4	79.5
BERYLLIUM	4	0.16	0.11 B	0.11 B	0.06 B	0.23	0.24
CADMIUM	5	0.029 B	0.83	--	0.029 B	0.25 B	0.23 B
CALCIUM		NA	NA	NA	NA	NA	NA
CHROMIUM	100	1.1 B	0.49 B	0.36 B	1.2 B	2	0.65 B
COBALT		79	82	75.6	49.2	58.8	177
COPPER	1300	--	0.37 B	0.25 B	0.64 B	3.5 K	1.8 B
IRON	300	63600	25500	8130	26600	1270	5780
LEAD	15	0.062 B	--	0.12 B	0.22 B	0.59	0.21 B
MAGNESIUM		NA	NA	NA	NA	NA	NA
MANGANESE	50	5720	3440	448	322	202	416
MERCURY	2	--	--	--	--	--	--

Table E-1
Summary of Chemical Results for Groundwater Samples
Lockheed Martin, Martin State Airport, Middle River, Maryland

SAMPLE ID:		MSA-MW32S-090409	MSA-MW32I-090409	MSA-MW33S-090409	MSA-MW33I-090409	MSA-MW34S-090409	MSA-MW34I-090409
LABORATORY ID:	MDE	A9I080113006	A9I080113007	A9I080113004	A9I080113003	A9I080113002	A9I080113001
SAMPLE DATE:	GROUNDWATER	9/4/2009	9/4/2009	9/4/2009	9/4/2009	9/4/2009	9/4/2009
LOCATION:	CRITERIA	MSA-MW32S	MSA-MW32I	MSA-MW33S	MSA-MW33I	MSA-MW34S	MSA-MW34I
MOLYBDENUM		2.1	1.1 B	0.45 B	1.6	0.55 B	0.38 B
NICKEL	73	20.1	34.9	61	39.4	75.1	228
POTASSIUM		NA	NA	NA	NA	NA	NA
SELENIUM	50	0.56	0.36	--	--	0.4	--
SILICA		NA	NA	NA	NA	NA	NA
SILVER	100	--	--	--	--	--	--
SODIUM		NA	NA	NA	NA	NA	NA
THALLIUM	2	--	--	--	--	0.28 B	0.22 B
VANADIUM	3.7	--	--	--	--	2.4	0.8
ZINC	5000	22.1 B	39.2 K	44.7	74.8	102	258
FILTERED METALS (ug/l)							
ANTIMONY	6	0.073 B	0.12 B	0.077 B	0.17 B	0.16 B	0.093 B
ARSENIC	10	0.73	--	0.42	0.54	--	--
BARIUM	2000	59.6	72.4	119	28.1	69.3	75.6
BERYLLIUM	4	0.11 B	0.11 B	0.1 B	--	0.25	0.22
CADMIUM	5	--	0.71	--	--	0.26 B	0.27 B
CHROMIUM	100	0.94 B	0.57 B	0.27 B	0.52 B	0.57 B	0.25 B
COBALT		77.2	72.8	74	46.9	54.5	165
COPPER	1300	0.38 B	0.22 B	0.29 B	0.28 B	1.4 B	0.33 B
IRON	300	65100	21600	7900	23700	549	5450
LEAD	15	--	0.039 B	0.057 B	0.054 B	0.081 B	0.067 B
MANGANESE	50	5720	3060	433	303	279	408
MERCURY	2	--	--	--	--	0.12 K	--
MOLYBDENUM		2.2 B	0.98 B	0.48 B	1.5	0.49 B	--
NICKEL	73	18	30.9	59	37	69.9	211
SELENIUM	50	0.56	0.25	--	--	0.39	--
THALLIUM	2	--	--	--	--	0.15 B	0.16 B

Table E-1
Summary of Chemical Results for Groundwater Samples
Lockheed Martin, Martin State Airport, Middle River, Maryland

SAMPLE ID:		MSA-MW32S-090409	MSA-MW32I-090409	MSA-MW33S-090409	MSA-MW33I-090409	MSA-MW34S-090409	MSA-MW34I-090409
LABORATORY ID:	MDE	A9I080113006	A9I080113007	A9I080113004	A9I080113003	A9I080113002	A9I080113001
SAMPLE DATE:	GROUNDWATER	9/4/2009	9/4/2009	9/4/2009	9/4/2009	9/4/2009	9/4/2009
LOCATION:	CRITERIA	MSA-MW32S	MSA-MW32I	MSA-MW33S	MSA-MW33I	MSA-MW34S	MSA-MW34I
VANADIUM	3.7	--	--	--	--	--	--
ZINC	5000	16 B	39.3 K	44.2	72.2	74.8	241
MISCELLANEOUS (mg/l)							
ALKALINITY		NA	NA	NA	NA	NA	NA
CHLORIDE		NA	NA	NA	NA	NA	NA
DISSOLVED ORGANIC CARBON		NA	NA	NA	NA	NA	NA
HEXAVALENT CHROMIUM	0.1	NA	NA	NA	NA	NA	NA
NITRATE-N		NA	NA	NA	NA	NA	NA
SULFATE		NA	NA	NA	NA	NA	NA
TOTAL DISSOLVED SOLIDS		NA	NA	NA	NA	NA	NA
MISCELLANEOUS (ug/l)							
PERCHLORATE	2.6	NA	NA	NA	NA	NA	NA
PETROLEUM HYDROCARBONS (ug/l)							
DIESEL RANGE ORGANICS	47	NA	NA	NA	NA	NA	NA
GASOLINE RANGE ORGANICS	47	NA	NA	NA	NA	NA	NA

MDE - Maryland Department of Environment

B - Analyte was detected but is considered to be a laboratory contaminant.

J - Positive value is considered estimated as a result of technical noncompliance.

K - Positive value is considered biased high as a result of techical noncompliance.

L - Positive value is considered biased low as a result of technical noncompliance.

-- Not detected

NA - Not analyzed

Gray shaded values exceed Maryland groundwater standards.

ug/l - micrograms per liter

mg/l - milligrams per liter

Table E-2

Analytical Results for Groundwater Samples, August-September 2009
Lockheed Martin, Martin State Airport, Middle River, Maryland
Page 1 of 80

SAMPLE ID:	MSA-MW3-090809	MSA-MW4-090809	MSA-MW5-090809	MSA-MW6-090809	MSA-DMW1S-090809	MSA-DMW1A-090409	MSA-DMW1B-090409
LABORATORY ID:	A9I090172012	A9I090172013	A9I090172009	A9I090172007	A9I090172008	A9I050193002	A9I050193003
SAMPLE DATE:	9/8/2009	9/8/2009	9/8/2009	9/8/2009	9/8/2009	9/4/2009	9/4/2009
LOCATION:	MSA-MW3	MSA-MW4	MSA-MW5	MSA-MW6	MSA-DMW1S	MSA-DMW1A	MSA-DMW1B
VOLATILES (ug/l)							
1,1,1,2-TETRACHLOROETHANE	0.23 U	0.23 U	15 U	0.23 U	0.23 U	46 U	21 U
1,1,1-TRICHLOROETHANE	0.22 U	0.22 U	15 U	0.22 U	0.22 U	44 U	20 U
1,1,2,2-TETRACHLOROETHANE	0.18 U	0.18 U	12 U	0.18 U	0.18 U	36 U	16 U
1,1,2-TRICHLOROTRIFLUOROETHANE	0.28 U	0.28 U	19 U	0.28 U	0.28 U	56 U	25 U
1,1-DICHLOROETHANE	0.15 U	0.15 U	10 U	0.15 U	0.15 U	30 U	14 U
1,1-DICHLOROETHENE	0.19 U	0.19 U	13 U	0.19 U	0.19 U	38 U	17 U
1,1-DICHLOROPROPENE	0.13 U	0.13 U	8.7 U	0.13 U	0.13 U	26 U	12 U
1,2,3-TRICHLOROBENZENE	0.17 U	0.17 U	11 U	0.17 U	0.17 U	34 U	15 U
1,2,3-TRICHLOROPROPANE	0.43 U	0.43 U	29 U	0.43 U	0.43 U	86 U	39 U
1,2,3-TRIMETHYLBENZENE	0.0059 U	0.0059 U	0.39 U	0.0059 U	0.0059 U	1.2 U	0.54 U
1,2,4-TRICHLOROBENZENE	0.15 U	0.15 U	10 U	0.15 U	0.15 U	30 U	14 U
1,2,4-TRIMETHYLBENZENE	0.12 U	0.12 U	8 U	0.12 U	0.12 U	24 U	11 U
1,2-DIBROMO-3-CHLOROPROPANE	0.67 U	0.67 U	45 U	0.67 U	0.67 U	130 U	61 U
1,2-DIBROMOETHANE	0.24 U	0.24 U	16 U	0.24 U	0.24 U	48 U	22 U
1,2-DICHLOROBENZENE	0.13 U	0.13 U	8.7 U	0.13 U	0.13 U	26 U	12 U
1,2-DICHLOROETHANE	0.22 U	1.6	15 U	0.22 U	0.22 U	44 U	20 U
1,2-DICHLOROPROPANE	0.18 U	0.18 U	12 U	0.18 U	0.18 U	36 U	16 U
1,3-DICHLOROBENZENE	0.14 U	0.14 U	9.3 U	0.14 U	0.14 U	28 U	13 U
1,3-DICHLOROPROPANE	0.16 U	0.16 U	11 U	0.16 U	0.16 U	32 U	15 U
1,4-DICHLOROBENZENE	0.13 U	0.13 U	8.7 U	0.13 U	0.13 U	26 U	12 U
1,4-DIOXANE	2.4 L	0.75 L	11 UR	3.1 L	130 L	490 J	160 J
2,2-DICHLOROPROPANE	0.13 U	0.13 U	8.7 U	0.13 U	0.13 U	26 U	12 U
2-BUTANONE	0.57 U	0.57 U	38 U	0.57 U	0.57 U	110 U	52 U
2-CHLOROETHYL VINYL ETHER	0.99 U	0.99 U	66 U	0.99 U	0.99 U	200 U	90 U
2-CHLOROTOLUENE	0.11 U	0.11 U	7.3 U	0.11 U	0.11 U	22 U	10 U
2-HEXANONE	0.41 U	0.41 U	27 U	0.41 U	0.41 U	82 U	37 U

Table E-2

Analytical Results for Groundwater Samples, August-September 2009
Lockheed Martin, Martin State Airport, Middle River, Maryland
Page 2 of 80

SAMPLE ID:	MSA-MW3-090809	MSA-MW4-090809	MSA-MW5-090809	MSA-MW6-090809	MSA-DMW1S-090809	MSA-DMW1A-090409	MSA-DMW1B-090409
LABORATORY ID:	A9I090172012	A9I090172013	A9I090172009	A9I090172007	A9I090172008	A9I050193002	A9I050193003
SAMPLE DATE:	9/8/2009	9/8/2009	9/8/2009	9/8/2009	9/8/2009	9/4/2009	9/4/2009
LOCATION:	MSA-MW3	MSA-MW4	MSA-MW5	MSA-MW6	MSA-DMW1S	MSA-DMW1A	MSA-DMW1B
4-CHLOROTOLUENE	0.18 U	0.18 U	12 U	0.18 U	0.18 U	36 U	16 U
4-ISOPROPYLTOLUENE	0.12 U	0.12 U	8 U	0.12 U	0.12 U	24 U	11 U
4-METHYL-2-PENTANONE	0.32 U	0.32 U	21 U	0.32 U	0.32 U	64 U	29 U
ACETONE	3.1 B	1.1 B	180 B	3.7 B	8.1 B	220 U	100 U
BENZENE	0.13 U	2.2	8.7 U	0.13 U	1.4	26 U	12 U
BROMOBENZENE	0.13 U	0.13 U	8.7 U	0.13 U	0.13 U	26 U	12 U
BROMOCHLOROMETHANE	0.29 U	0.29 U	19 U	0.29 U	0.29 U	58 U	26 U
BROMODICHLOROMETHANE	0.15 U	0.15 U	10 U	0.15 U	0.15 U	30 U	14 U
BROMOFORM	0.64 U	0.64 U	43 U	0.64 U	0.64 U	130 U	58 U
BROMOMETHANE	0.41 U	0.41 U	27 UJ	0.41 UJ	0.41 UJ	82 U	37 U
CARBON DISULFIDE	0.74 B	0.13 U	8.7 U	0.13 U	0.13 U	26 U	12 U
CARBON TETRACHLORIDE	0.13 U	0.13 U	8.7 U	0.13 U	0.13 U	26 U	12 U
CHLOROBENZENE	0.15 U	0.15 U	10 U	0.15 U	15	30 U	14 U
CHLORODIBROMOMETHANE	0.18 U	0.18 U	12 U	0.18 U	0.18 U	36 U	16 U
CHLOROETHANE	0.29 U	0.29 U	19 U	0.29 U	0.29 U	58 U	26 U
CHLOROFORM	0.16 U	0.16 U	11 U	0.16 U	0.16 U	32 U	15 U
CHLOROMETHANE	0.3 U	0.3 U	20 U	0.3 U	0.3 U	60 U	27 U
CIS-1,2-DICHLOROETHENE	19	0.88 J	2400	0.56 J	21	6800	2400
CIS-1,3-DICHLOROPROPENE	0.14 U	0.14 U	9.3 U	0.14 U	0.14 U	28 U	13 U
DIBROMOMETHANE	0.28 U	0.28 U	19 U	0.28 U	0.28 U	56 U	25 U
DICHLORODIFLUOROMETHANE	0.31 U	0.31 U	21 U	0.31 U	0.31 U	62 U	28 U
DIISOPROPYL ETHER	1.5 U	1.5 U	100 U	1.5 U	1.5 U	300 U	140 U
ETHANE							
ETHENE							
ETHYL TERT-BUTYL ETHER	0.11 U	0.11 U	7.3 U	0.11 U	0.11 U	22 U	10 U
ETHYLBENZENE	0.17 U	0.17 U	11 U	0.17 U	0.17 U	34 U	15 U
HEXACHLOROBUTADIENE	0.3 U	0.3 U	20 U	0.3 U	0.3 U	60 U	27 U

Table E-2

Analytical Results for Groundwater Samples, August-September 2009
Lockheed Martin, Martin State Airport, Middle River, Maryland
Page 3 of 80

SAMPLE ID:	MSA-MW3-090809	MSA-MW4-090809	MSA-MW5-090809	MSA-MW6-090809	MSA-DMW1S-090809	MSA-DMW1A-090409	MSA-DMW1B-090409
LABORATORY ID:	A9I090172012	A9I090172013	A9I090172009	A9I090172007	A9I090172008	A9I050193002	A9I050193003
SAMPLE DATE:	9/8/2009	9/8/2009	9/8/2009	9/8/2009	9/8/2009	9/4/2009	9/4/2009
LOCATION:	MSA-MW3	MSA-MW4	MSA-MW5	MSA-MW6	MSA-DMW1S	MSA-DMW1A	MSA-DMW1B
ISOPROPYLBENZENE	0.13 U	0.13 U	8.7 U	0.13 U	0.19 J	26 U	12 U
M+P-XYLENES	0.24 U	0.24 U	16 U	0.24 U	0.24 U	48 U	22 U
METHANE							
METHYL TERT-BUTYL ETHER	0.17 U	0.17 U	11 U	0.17 U	0.17 U	34 U	15 U
METHYLENE CHLORIDE	0.33 U	0.33 U	22 U	0.33 U	0.33 U	240 B	30 U
NAPHTHALENE	0.24 U	0.24 U	16 U	0.24 U	0.24 U	48 U	22 U
N-BUTYLBENZENE	0.12 U	0.12 U	8 U	0.12 U	0.12 U	24 U	11 U
N-PROPYLBENZENE	0.14 U	0.14 U	9.3 U	0.14 U	0.14 U	28 U	13 U
O-XYLENE	0.14 U	0.14 U	9.3 U	0.14 U	0.14 U	28 U	13 U
SEC-BUTYLBENZENE	0.13 U	0.13 U	8.7 U	0.13 U	0.13 U	26 U	12 U
STYRENE	0.11 U	0.11 U	7.3 U	0.11 U	0.11 U	22 U	10 U
TERT-AMYL METHYL ETHER	0.067 U	0.067 U	4.5 U	0.067 U	0.067 U	13 U	6.1 U
TERT-BUTYLBENZENE	0.13 U	0.13 U	8.7 U	0.13 U	0.13 U	26 U	12 U
TERTIARY-BUTYL ALCOHOL	3.9 UR	3.9 UR	260 UR	3.9 UR	3.9 UR	780 UR	350 UR
TETRACHLOROETHENE	0.29 U	0.29 U	19 U	0.29 U	0.29 U	58 U	26 U
TOLUENE	0.13 U	0.13 U	8.7 U	0.13 U	0.13 U	220	12 U
TOTAL XYLENES	0.28 U	0.28 U	19 U	0.28 U	0.28 U	56 U	25 U
TRANS-1,2-DICHLOROETHENE	0.19 U	1	52 J	0.19 U	0.19 J	57 J	17 U
TRANS-1,3-DICHLOROPROPENE	0.19 U	0.19 U	13 U	0.19 U	0.19 U	38 U	17 U
TRICHLOROETHENE	0.62 J	0.17 U	11 U	0.84 J	3.2	7700	490
TRICHLOROFLUOROMETHANE	0.21 U	0.21 U	14 UJ	0.21 UJ	0.21 UJ	42 U	19 U
VINYL ACETATE	0.19 U	0.19 U	13 U	0.19 U	0.19 U	38 U	17 U
VINYL CHLORIDE	3.4	1.5	790	0.22 U	9.7	1700	2800
SEMIVOLATILES (ug/l)							
1,1-BIPHENYL							
1,4-DIOXANE							
2,2'-OXYBIS(1-CHLOROPROPANE)							

Table E-2

Analytical Results for Groundwater Samples, August-September 2009
Lockheed Martin, Martin State Airport, Middle River, Maryland

SAMPLE ID:	MSA-MW3-090809	MSA-MW4-090809	MSA-MW5-090809	MSA-MW6-090809	MSA-DMW1S-090809	MSA-DMW1A-090409	MSA-DMW1B-090409
LABORATORY ID:	A9I090172012	A9I090172013	A9I090172009	A9I090172007	A9I090172008	A9I050193002	A9I050193003
SAMPLE DATE:	9/8/2009	9/8/2009	9/8/2009	9/8/2009	9/8/2009	9/4/2009	9/4/2009
LOCATION:	MSA-MW3	MSA-MW4	MSA-MW5	MSA-MW6	MSA-DMW1S	MSA-DMW1A	MSA-DMW1B
2,4,5-TRICHLOROPHENOL							
2,4,6-TRICHLOROPHENOL							
2,4-DICHLOROPHENOL							
2,4-DIMETHYLPHENOL							
2,4-DINITROPHENOL							
2,4-DINITROTOLUENE							
2,6-DINITROTOLUENE							
2-CHLORONAPHTHALENE							
2-CHLOROPHENOL							
2-METHYLNAPHTHALENE							
2-METHYLPHENOL							
2-NITROANILINE							
2-NITROPHENOL							
3,3'-DICHLOROBENZIDINE							
3-NITROANILINE							
4,6-DINITRO-2-METHYLPHENOL							
4-BROMOPHENYL PHENYL ETHER							
4-CHLORO-3-METHYLPHENOL							
4-CHLOROANILINE							
4-CHLOROPHENYL PHENYL ETHER							
4-METHYLPHENOL							
4-NITROANILINE							
4-NITROPHENOL							
ACENAPHTHENE							
ACENAPHTHYLENE							
ACETOPHENONE							
ANTHRACENE							

Table E-2

Analytical Results for Groundwater Samples, August-September 2009
Lockheed Martin, Martin State Airport, Middle River, Maryland

SAMPLE ID:	MSA-MW3-090809	MSA-MW4-090809	MSA-MW5-090809	MSA-MW6-090809	MSA-DMW1S-090809	MSA-DMW1A-090409	MSA-DMW1B-090409
LABORATORY ID:	A9I090172012	A9I090172013	A9I090172009	A9I090172007	A9I090172008	A9I050193002	A9I050193003
SAMPLE DATE:	9/8/2009	9/8/2009	9/8/2009	9/8/2009	9/8/2009	9/4/2009	9/4/2009
LOCATION:	MSA-MW3	MSA-MW4	MSA-MW5	MSA-MW6	MSA-DMW1S	MSA-DMW1A	MSA-DMW1B
ATRAZINE							
BENZALDEHYDE							
BENZO(A)ANTHRACENE							
BENZO(A)PYRENE							
BENZO(B)FLUORANTHENE							
BENZO(G,H,I)PERYLENE							
BENZO(K)FLUORANTHENE							
BIS(2-CHLOROETHOXY)METHANE							
BIS(2-CHLOROETHYL)ETHER							
BIS(2-ETHYLHEXYL)PHTHALATE							
BUTYL BENZYL PHTHALATE							
CAPROLACTAM							
CARBAZOLE							
CHRYSENE							
DIBENZO(A,H)ANTHRACENE							
DIBENZOFURAN							
DIETHYL PHTHALATE							
DIMETHYL PHTHALATE							
DI-N-BUTYL PHTHALATE							
DI-N-OCTYL PHTHALATE							
FLUORANTHENE							
FLUORENE							
HEXACHLOROBENZENE							
HEXACHLOROBUTADIENE							
HEXACHLOROCYCLOPENTADIENE							
HEXACHLOROETHANE							
INDENO(1,2,3-CD)PYRENE							

Table E-2

Analytical Results for Groundwater Samples, August-September 2009
Lockheed Martin, Martin State Airport, Middle River, Maryland
Page 6 of 80

SAMPLE ID:	MSA-MW3-090809	MSA-MW4-090809	MSA-MW5-090809	MSA-MW6-090809	MSA-DMW1S-090809	MSA-DMW1A-090409	MSA-DMW1B-090409
LABORATORY ID:	A9I090172012	A9I090172013	A9I090172009	A9I090172007	A9I090172008	A9I050193002	A9I050193003
SAMPLE DATE:	9/8/2009	9/8/2009	9/8/2009	9/8/2009	9/8/2009	9/4/2009	9/4/2009
LOCATION:	MSA-MW3	MSA-MW4	MSA-MW5	MSA-MW6	MSA-DMW1S	MSA-DMW1A	MSA-DMW1B
ISOPHORONE							
NAPHTHALENE							
NITROBENZENE							
N-NITROSODIMETHYLAMINE							
N-NITROSO-DI-N-PROPYLAMINE							
N-NITROSODIPHENYLAMINE							
PENTACHLOROPHENOL							
PHENANTHRENE							
PHENOL							
PYRENE							
TOTAL METALS (ug/l)							
ANTIMONY	0.39 B	0.59 B	0.075 B	0.069 B	0.82 B	0.074 B	0.46 B
ARSENIC	0.86 B	0.93 B	1.5	4.2	4.1	6.8 J	82.2 J
BARIUM	50.2	52	18.1	9.8	146	13.2	21.8
BERYLLIUM	0.037 U	0.037 U	0.037 U	0.64	0.037 U	0.59	0.28
CADMIUM	0.15 B	1.8	0.027 U	0.84	0.32 B	1130	205
CALCIUM							
CHROMIUM	1.4	1.9	0.53 B	0.92	1.1	303	157
COBALT	0.37 B	0.36 B	0.17 B	59.4	1.7	85.5	32
COPPER	3.7	6.9	0.47	2.2	1.6	24.6	27.3
IRON	1130	2360	22200	99500	8020	12900	52900
LEAD	0.95 B	4.3	0.15 B	1.2 B	4.5	1.2	4.8
MAGNESIUM							
MANGANESE	37	262	1620	13400 J	510	3040	3670
MERCURY	0.11 K	0.1 U	0.1 U	0.1 U	0.1 U	0.51	1.5
MOLYBDENUM	0.94 B	1.7 B	2.6	0.2 U	1.2 B	1.7	1.5
NICKEL	2.2	5.5	1 B	20.3	3.1	165	38.5

Table E-2

Analytical Results for Groundwater Samples, August-September 2009
Lockheed Martin, Martin State Airport, Middle River, Maryland
Page 7 of 80

SAMPLE ID:	MSA-MW3-090809	MSA-MW4-090809	MSA-MW5-090809	MSA-MW6-090809	MSA-DMW1S-090809	MSA-DMW1A-090409	MSA-DMW1B-090409
LABORATORY ID:	A9I090172012	A9I090172013	A9I090172009	A9I090172007	A9I090172008	A9I050193002	A9I050193003
SAMPLE DATE:	9/8/2009	9/8/2009	9/8/2009	9/8/2009	9/8/2009	9/4/2009	9/4/2009
LOCATION:	MSA-MW3	MSA-MW4	MSA-MW5	MSA-MW6	MSA-DMW1S	MSA-DMW1A	MSA-DMW1B
POTASSIUM							
SELENIUM	0.36	0.16	0.22	3.4	0.27	7.3 K	4.4 K
SILICA							
SILVER	0.033 U	0.037 B	0.033 U	0.033 U	0.033 U	0.02 U	0.02 U
SODIUM							
THALLIUM	0.12 U	0.12 U	0.12 U	0.14 B	0.12 U	0.18 B	0.13 B
VANADIUM	3.4	0.83	1.4	24.6	4	0.29 U	21
ZINC	62.7	97.4	14.3 B	69.6	5.9 B	506	156
FILTERED METALS (ug/l)							
ANTIMONY	0.12 B	0.26 B	0.056 B	0.055 U	0.65 B	0.043 U	0.043 U
ARSENIC	0.48 B	1.1 B	1.4	2.9	4.2	5.2 J	11.2 J
BARIUM	2.3	58.1	17.8	9.2	143	13.2	14.5
BERYLLIUM	0.037 U	0.037 U	0.037 U	0.35	0.037 U	0.59	0.073
CADMIUM	0.027 U	0.28 B	0.027 U	0.82	0.048 B	1070	172
CHROMIUM	1.3	1.6	0.41 B	0.56 B	1	171	8.3
COBALT	0.39 B	0.38 B	0.12 B	57.2	1.6	77.1	34.3
COPPER	0.47	1.5	0.3 B	1.1	1.3	25.9	10.3
IRON	2160	2410	21700	92500	7810	12600	32300
LEAD	0.14 B	0.79 B	0.15 B	0.17 B	1.2	1.2	0.32 B
MANGANESE	48.2 J	290	1620	12600	500	3210	3460
MERCURY	0.1 U	0.1 U	0.1 U	0.1 U	0.1 U	0.1 U	0.1 U
MOLYBDENUM	0.24 B	1.8 B	2.5	0.2 U	1.2 B	0.26 B	0.23 U
NICKEL	1.3 B	6.2	0.85 B	20.1	3.4	152	39.6
SELENIUM	0.14 U	0.14 U	0.31	3.1	0.29	7 K	1.7 K
SILVER	0.033 U	0.033 U	0.033 U	0.033 U	0.033 U	0.02 U	0.02 U
THALLIUM	0.12 U	0.12 U	0.12 U	0.13 B	0.12 U	0.19 B	0.072 U
VANADIUM	2.8	0.6	0.97	2.1	3.8	0.29 U	0.29 U

Table E-2

Analytical Results for Groundwater Samples, August-September 2009
Lockheed Martin, Martin State Airport, Middle River, Maryland
Page 8 of 80

SAMPLE ID:	MSA-MW3-090809	MSA-MW4-090809	MSA-MW5-090809	MSA-MW6-090809	MSA-DMW1S-090809	MSA-DMW1A-090409	MSA-DMW1B-090409
LABORATORY ID:	A9I090172012	A9I090172013	A9I090172009	A9I090172007	A9I090172008	A9I050193002	A9I050193003
SAMPLE DATE:	9/8/2009	9/8/2009	9/8/2009	9/8/2009	9/8/2009	9/4/2009	9/4/2009
LOCATION:	MSA-MW3	MSA-MW4	MSA-MW5	MSA-MW6	MSA-DMW1S	MSA-DMW1A	MSA-DMW1B
ZINC	2 B	33.5 B	3.7 B	68	15.7 B	488	143
MISCELLANEOUS (mg/l)							
ALKALINITY							
CHLORIDE							
DISSOLVED ORGANIC CARBON							
HEXAVALENT CHROMIUM	0.006	0.002 U	0.002 U	0.008	0.002 U	0.002 L	0.002 UL
NITRATE-N							
NITRITE-N							
ORTHOPHOSPHATE-P							
SULFATE							
TOTAL DISSOLVED SOLIDS							
MISCELLANEOUS (ug/l)							
PERCHLORATE	0.082 U	0.082 U	0.082 U	0.082 U	0.082 U	0.24 J	0.082 U
PETROLEUM HYDROCARBONS (ug/l)							
DIESEL RANGE ORGANICS	89 B	180 B	430	220 B	240 B		
GASOLINE RANGE ORGANICS	60 J	39 J	360	30 J	78 J		

Table E-2

Analytical Results for Groundwater Samples, August-September 2009
Lockheed Martin, Martin State Airport, Middle River, Maryland

SAMPLE ID:	MSA-DMW2S-090109	MSA-DMW2S-090809	MSA-DMW2A-090309	MSA-DMW3S-090309	MSA-DMW3I-090309	MSA-DMW3D-090809	MSA-DMW4S-090309
LABORATORY ID:	A9I020192011	A9I090172006	A9I040243004	A9I040243009	A9I040243008	A9I090172001	A9I040243010
SAMPLE DATE:	9/1/2009	9/8/2009	9/3/2009	9/3/2009	9/3/2009	9/8/2009	9/3/2009
LOCATION:	MSA-DMW2S	MSA-DMW2S	MSA-DMW2A	MSA-DMW3S	MSA-DMW3I	MSA-DMW3D	MSA-DMW4S
VOLATILES (ug/l)							
1,1,1,2-TETRACHLOROETHANE	19 U		120 U	19 U	120 U	0.23 U	4.6 U
1,1,1-TRICHLOROETHANE	18 U		110 U	18 U	110 U	0.22 U	4.4 U
1,1,2,2-TETRACHLOROETHANE	15 U		90 U	15 U	90 U	0.18 U	3.6 U
1,1,2-TRICHLOROTRIFLUOROETHANE	23 U		140 U	23 U	140 U	0.28 U	5.6 U
1,1-DICHLOROETHANE	12 U		75 U	12 U	75 U	0.15 U	3 U
1,1-DICHLOROETHENE	16 U		95 U	16 U	95 U	0.19 U	11 J
1,1-DICHLOROPROPENE	11 U		65 U	11 U	65 U	0.13 U	2.6 U
1,2,3-TRICHLOROBENZENE	14 U		85 U	14 U	85 U	0.17 U	3.4 U
1,2,3-TRICHLOROPROPANE	36 U		220 U	36 U	220 U	0.43 U	8.6 U
1,2,3-TRIMETHYLBENZENE	0.49 U		3 U	0.49 U	3 U	0.0059 U	0.12 U
1,2,4-TRICHLOROBENZENE	12 U		520	12 U	560	0.15 U	3 U
1,2,4-TRIMETHYLBENZENE	10 U		60 U	10 U	60 U	0.12 U	2.4 U
1,2-DIBROMO-3-CHLOROPROPANE	56 U		340 U	56 U	340 U	0.67 U	13 U
1,2-DIBROMOETHANE	20 U		120 U	20 U	120 U	0.24 U	4.8 U
1,2-DICHLOROBENZENE	11 U		65 U	11 U	65 U	0.13 U	2.6 U
1,2-DICHLOROETHANE	18 J		140 J	18 U	160 J	0.22 U	9.2 J
1,2-DICHLOROPROPANE	15 U		90 U	15 U	90 U	0.18 U	3.6 U
1,3-DICHLOROBENZENE	12 U		70 U	12 U	70 U	0.14 U	2.8 U
1,3-DICHLOROPROPANE	13 U		80 U	13 U	80 U	0.16 U	3.2 U
1,4-DICHLOROBENZENE	11 U		65 U	11 U	65 U	0.13 U	2.6 U
1,4-DIOXANE	250		890	480	1100	0.33 UR	120
2,2-DICHLOROPROPANE	11 U		65 U	11 U	65 U	0.13 U	2.6 U
2-BUTANONE	47 U		280 U	47 U	280 U	0.57 U	11 U
2-CHLOROETHYL VINYL ETHER	82 U		500 U	82 U	500 U	0.99 U	20 U
2-CHLOROTOLUENE	9.2 U		55 U	9.2 U	55 U	0.11 U	2.2 U
2-HEXANONE	34 U		200 U	34 U	200 U	0.41 U	8.2 U

Table E-2

Analytical Results for Groundwater Samples, August-September 2009
Lockheed Martin, Martin State Airport, Middle River, Maryland

SAMPLE ID:	MSA-DMW2S-090109	MSA-DMW2S-090809	MSA-DMW2A-090309	MSA-DMW3S-090309	MSA-DMW3I-090309	MSA-DMW3D-090809	MSA-DMW4S-090309
LABORATORY ID:	A9I020192011	A9I090172006	A9I040243004	A9I040243009	A9I040243008	A9I090172001	A9I040243010
SAMPLE DATE:	9/1/2009	9/8/2009	9/3/2009	9/3/2009	9/3/2009	9/8/2009	9/3/2009
LOCATION:	MSA-DMW2S	MSA-DMW2S	MSA-DMW2A	MSA-DMW3S	MSA-DMW3I	MSA-DMW3D	MSA-DMW4S
4-CHLOROTOLUENE	15 U		90 U	15 U	90 U	0.18 U	3.6 U
4-ISOPROPYLTOLUENE	10 U		60 U	10 U	60 U	0.12 U	2.4 U
4-METHYL-2-PENTANONE	27 U		160 U	27 U	160 U	0.32 U	6.4 U
ACETONE	92 U		550 U	92 U	550 U	2.9 B	22 U
BENZENE	11 U		65 U	11 U	65 U	0.13 U	2.6 U
BROMOBENZENE	11 U		65 U	11 U	65 U	0.13 U	2.6 U
BROMOCHLOROMETHANE	24 U		140 U	24 U	140 U	0.29 U	5.8 U
BROMODICHLOROMETHANE	12 U		75 U	12 U	75 U	0.15 U	3 U
BROMOFORM	53 U		320 U	53 U	320 U	0.64 U	13 U
BROMOMETHANE	34 U		200 U	34 U	200 U	0.41 U	8.2 U
CARBON DISULFIDE	11 U		65 U	11 U	65 U	0.13 U	2.6 U
CARBON TETRACHLORIDE	11 U		65 U	11 U	65 U	0.13 U	2.6 U
CHLOROBENZENE	12 U		75 U	12 U	75 U	0.15 U	3 U
CHLORODIBROMOMETHANE	15 U		90 U	15 U	90 U	0.18 U	3.6 U
CHLOROETHANE	24 U		140 U	24 U	140 U	0.29 U	5.8 U
CHLOROFORM	13 U		80 U	13 U	85 J	0.49 J	3.2 U
CHLOROMETHANE	25 U		150 U	25 U	150 U	0.3 U	6 U
CIS-1,2-DICHLOROETHENE	970		4400	330	17000	0.17 U	120
CIS-1,3-DICHLOROPROPENE	12 U		70 U	12 U	70 U	0.14 U	2.8 U
DIBROMOMETHANE	23 U		140 U	23 U	140 U	0.28 U	5.6 U
DICHLORODIFLUOROMETHANE	26 U		160 U	26 U	160 U	0.31 U	6.2 U
DIISOPROPYL ETHER	120 U		750 U	120 U	750 U	1.5 U	30 U
ETHANE							3.3
ETHENE							2.5
ETHYL TERT-BUTYL ETHER	9.2 U		55 U	9.2 U	55 U	0.11 U	2.2 U
ETHYLBENZENE	14 U		85 U	14 U	85 U	0.17 U	3.4 U
HEXACHLOROBUTADIENE	25 U		150 U	25 U	150 U	0.3 U	6 U

Table E-2

Analytical Results for Groundwater Samples, August-September 2009
Lockheed Martin, Martin State Airport, Middle River, Maryland

SAMPLE ID:	MSA-DMW2S-090109	MSA-DMW2S-090809	MSA-DMW2A-090309	MSA-DMW3S-090309	MSA-DMW3I-090309	MSA-DMW3D-090809	MSA-DMW4S-090309
LABORATORY ID:	A9I020192011	A9I090172006	A9I040243004	A9I040243009	A9I040243008	A9I090172001	A9I040243010
SAMPLE DATE:	9/1/2009	9/8/2009	9/3/2009	9/3/2009	9/3/2009	9/8/2009	9/3/2009
LOCATION:	MSA-DMW2S	MSA-DMW2S	MSA-DMW2A	MSA-DMW3S	MSA-DMW3I	MSA-DMW3D	MSA-DMW4S
ISOPROPYLBENZENE	11 U		65 U	11 U	65 U	0.13 U	2.6 U
M+P-XYLENES	20 U		120 U	20 U	120 U	0.24 U	4.8 U
METHANE							210
METHYL TERT-BUTYL ETHER	14 U		85 U	14 U	85 U	0.17 U	3.4 U
METHYLENE CHLORIDE	27 U		540 B	90 B	500 B	0.33 U	21 B
NAPHTHALENE	20 U		120 U	20 U	120 U	0.24 U	4.8 U
N-BUTYLBENZENE	10 U		60 U	10 U	60 U	0.12 U	2.4 U
N-PROPYLBENZENE	12 U		70 U	12 U	70 U	0.14 U	2.8 U
O-XYLENE	12 U		70 U	12 U	70 U	0.14 U	2.8 U
SEC-BUTYLBENZENE	11 U		65 U	11 U	65 U	0.13 U	2.6 U
STYRENE	9.2 U		55 U	9.2 U	55 U	0.11 U	2.2 U
TERT-AMYL METHYL ETHER	5.6 U		34 U	5.6 U	34 U	0.067 U	1.3 U
TERT-BUTYLBENZENE	11 U		65 U	11 U	65 U	0.13 U	2.6 U
TERTIARY-BUTYL ALCOHOL	320 UR		2000 UR	320 UR	2000 UR	3.9 UR	78 UR
TETRACHLOROETHENE	24 U		140 U	24 U	140 U	0.29 U	5.8 U
TOLUENE	11 U		65 U	11 U	150 B	0.13 U	2.6 U
TOTAL XYLENES	23 U		140 U	23 U	140 U	0.28 U	5.6 U
TRANS-1,2-DICHLOROETHENE	16 U		95 U	120	95 U	0.19 U	3.8 U
TRANS-1,3-DICHLOROPROPENE	16 U		95 U	16 U	95 U	0.19 U	3.8 U
TRICHLOROETHENE	2200		17000	14 U	18000	0.97 J	630
TRICHLOROFLUOROMETHANE	17 U		100 U	17 U	100 U	0.21 U	4.2 U
VINYL ACETATE	16 U		95 U	16 U	95 U	0.19 U	3.8 U
VINYL CHLORIDE	520		710	2400	3800	0.22 U	37
SEMIVOLATILES (ug/l)							
1,1-BIPHENYL							
1,4-DIOXANE							
2,2'-OXYBIS(1-CHLOROPROPANE)							

Table E-2

Analytical Results for Groundwater Samples, August-September 2009
Lockheed Martin, Martin State Airport, Middle River, Maryland

SAMPLE ID:	MSA-DMW2S-090109	MSA-DMW2S-090809	MSA-DMW2A-090309	MSA-DMW3S-090309	MSA-DMW3I-090309	MSA-DMW3D-090809	MSA-DMW4S-090309
LABORATORY ID:	A9I020192011	A9I090172006	A9I040243004	A9I040243009	A9I040243008	A9I090172001	A9I040243010
SAMPLE DATE:	9/1/2009	9/8/2009	9/3/2009	9/3/2009	9/3/2009	9/8/2009	9/3/2009
LOCATION:	MSA-DMW2S	MSA-DMW2S	MSA-DMW2A	MSA-DMW3S	MSA-DMW3I	MSA-DMW3D	MSA-DMW4S
2,4,5-TRICHLOROPHENOL							
2,4,6-TRICHLOROPHENOL							
2,4-DICHLOROPHENOL							
2,4-DIMETHYLPHENOL							
2,4-DINITROPHENOL							
2,4-DINITROTOLUENE							
2,6-DINITROTOLUENE							
2-CHLORONAPHTHALENE							
2-CHLOROPHENOL							
2-METHYLNAPHTHALENE							
2-METHYLPHENOL							
2-NITROANILINE							
2-NITROPHENOL							
3,3'-DICHLOROBENZIDINE							
3-NITROANILINE							
4,6-DINITRO-2-METHYLPHENOL							
4-BROMOPHENYL PHENYL ETHER							
4-CHLORO-3-METHYLPHENOL							
4-CHLOROANILINE							
4-CHLOROPHENYL PHENYL ETHER							
4-METHYLPHENOL							
4-NITROANILINE							
4-NITROPHENOL							
ACENAPHTHENE							
ACENAPHTHYLENE							
ACETOPHENONE							
ANTHRACENE							

Table E-2

Analytical Results for Groundwater Samples, August-September 2009
Lockheed Martin, Martin State Airport, Middle River, Maryland

SAMPLE ID:	MSA-DMW2S-090109	MSA-DMW2S-090809	MSA-DMW2A-090309	MSA-DMW3S-090309	MSA-DMW3I-090309	MSA-DMW3D-090809	MSA-DMW4S-090309
LABORATORY ID:	A9I020192011	A9I090172006	A9I040243004	A9I040243009	A9I040243008	A9I090172001	A9I040243010
SAMPLE DATE:	9/1/2009	9/8/2009	9/3/2009	9/3/2009	9/3/2009	9/8/2009	9/3/2009
LOCATION:	MSA-DMW2S	MSA-DMW2S	MSA-DMW2A	MSA-DMW3S	MSA-DMW3I	MSA-DMW3D	MSA-DMW4S
ATRAZINE							
BENZALDEHYDE							
BENZO(A)ANTHRACENE							
BENZO(A)PYRENE							
BENZO(B)FLUORANTHENE							
BENZO(G,H,I)PERYLENE							
BENZO(K)FLUORANTHENE							
BIS(2-CHLOROETHOXY)METHANE							
BIS(2-CHLOROETHYL)ETHER							
BIS(2-ETHYLHEXYL)PHTHALATE							
BUTYL BENZYL PHTHALATE							
CAPROLACTAM							
CARBAZOLE							
CHRYSENE							
DIBENZO(A,H)ANTHRACENE							
DIBENZOFURAN							
DIETHYL PHTHALATE							
DIMETHYL PHTHALATE							
DI-N-BUTYL PHTHALATE							
DI-N-OCTYL PHTHALATE							
FLUORANTHENE							
FLUORENE							
HEXACHLOROBENZENE							
HEXACHLOROBUTADIENE							
HEXACHLOROCYCLOPENTADIENE							
HEXACHLOROETHANE							
INDENO(1,2,3-CD)PYRENE							

Table E-2

Analytical Results for Groundwater Samples, August-September 2009
Lockheed Martin, Martin State Airport, Middle River, Maryland

SAMPLE ID:	MSA-DMW2S-090109	MSA-DMW2S-090809	MSA-DMW2A-090309	MSA-DMW3S-090309	MSA-DMW3I-090309	MSA-DMW3D-090809	MSA-DMW4S-090309
LABORATORY ID:	A9I020192011	A9I090172006	A9I040243004	A9I040243009	A9I040243008	A9I090172001	A9I040243010
SAMPLE DATE:	9/1/2009	9/8/2009	9/3/2009	9/3/2009	9/3/2009	9/8/2009	9/3/2009
LOCATION:	MSA-DMW2S	MSA-DMW2S	MSA-DMW2A	MSA-DMW3S	MSA-DMW3I	MSA-DMW3D	MSA-DMW4S
ISOPHORONE							
NAPHTHALENE							
NITROBENZENE							
N-NITROSODIMETHYLAMINE							
N-NITROSO-DI-N-PROPYLAMINE							
N-NITROSODIPHENYLAMINE							
PENTACHLOROPHENOL							
PHENANTHRENE							
PHENOL							
PYRENE							
TOTAL METALS (ug/l)							
ANTIMONY	0.043 U		0.38 B	1.7	0.15 B	0.5 B	0.2 B
ARSENIC	9.8		6.9 J	7.1 J	3.4 J	0.39 B	4.4 J
BARIUM	14.5		25.1	89.3	11.1	11.4	13.8
BERYLLIUM	4.1		1.2	0.23	0.14	0.12 B	1
CADMIUM	242		777	0.88 L	191	0.44 K	49.9
CALCIUM							118000
CHROMIUM	3.6		27.4	17.1	3.2 K	2	6.7
COBALT	247 L		573	2.3	203	6.4	63.2
COPPER	55.3		144	40.6	40.9	4.4 K	21.7
IRON	97.4 B		48200	21600	60500	872	49400
LEAD	1		8.9	25.1	2.6	2.1 K	4.9
MAGNESIUM							76500
MANGANESE	6500		9940	440	5720	57.7 K	6210
MERCURY	0.1 U		0.21	0.1 U	0.1 U	0.19 B	0.1 U
MOLYBDENUM	0.23 U		1 B	3.3	0.23 U	1.3 B	0.72 B
NICKEL	112		143 J	9.4 J	52.4 J	6.4 K	24.8 J

Table E-2

Analytical Results for Groundwater Samples, August-September 2009
Lockheed Martin, Martin State Airport, Middle River, Maryland

SAMPLE ID:	MSA-DMW2S-090109	MSA-DMW2S-090809	MSA-DMW2A-090309	MSA-DMW3S-090309	MSA-DMW3I-090309	MSA-DMW3D-090809	MSA-DMW4S-090309
LABORATORY ID:	A9I020192011	A9I090172006	A9I040243004	A9I040243009	A9I040243008	A9I090172001	A9I040243010
SAMPLE DATE:	9/1/2009	9/8/2009	9/3/2009	9/3/2009	9/3/2009	9/8/2009	9/3/2009
LOCATION:	MSA-DMW2S	MSA-DMW2S	MSA-DMW2A	MSA-DMW3S	MSA-DMW3I	MSA-DMW3D	MSA-DMW4S
POTASSIUM							20700
SELENIUM	19.6		9.4 J	0.2 J	3.4 J	0.19	4.4 J
SILICA							11800 K
SILVER	0.02 U		0.14 B	0.2 B	0.02 U	0.033 U	0.02 U
SODIUM							170000
THALLIUM	0.34 B		0.32 B	0.072 U	0.38 B	0.12 U	0.072 U
VANADIUM	0.29 U		42.4	13.6	6.6	1.7	4.6
ZINC	303		534 J	165 J	282 J	40.3 B	153 J
FILTERED METALS (ug/l)							
ANTIMONY	0.043 U		0.12 B	0.16 B	0.088 B	0.4 B	0.074 B
ARSENIC	9.8		5.1 J	4.9 J	3.5 J	0.24 B	3.9 J
BARIUM	14.3		13.2	58.9	10.2	9.7	10.5
BERYLLIUM	4.1		1.3	0.025 U	0.13 B	0.044 B	0.96
CADMIUM	238		762	0.014 U	76.9	0.32 B	6.6
CHROMIUM	3.3		7.7	0.61 B	2 K	0.36 B	1.1 B
COBALT	248 L		589	0.36	201	5.9	62.8
COPPER	55.2		56	0.4 B	25.1	2.6 K	3 K
IRON	59.6 B		44900	1240	59900	175	47900
LEAD	0.84		4.2	0.13 B	2	0.24 B	1.2
MANGANESE	6510		10700	330	5690	53 K	6240
MERCURY	0.1 U		0.1 U	0.1 U	0.1 U	0.1 U	0.1 U
MOLYBDENUM	0.23 U		0.25 B	2.4	0.23 U	1.2 B	0.23 U
NICKEL	111		142 J	0.43 B	51.8 J	6.1 K	23.9 J
SELENIUM	19.9		9.2 J	0.14 UJ	3.6 J	0.26	4 J
SILVER	0.02 U		0.02 U	0.02 U	0.02 U	0.033 U	0.02 U
THALLIUM	0.32 B		0.25 B	0.072 U	0.35 B	0.12 U	0.072 U
VANADIUM	0.29 U		13.3	0.29 U	5.2	0.6 U	0.29 U

Table E-2

Analytical Results for Groundwater Samples, August-September 2009
Lockheed Martin, Martin State Airport, Middle River, Maryland
Page 16 of 80

SAMPLE ID:	MSA-DMW2S-090109	MSA-DMW2S-090809	MSA-DMW2A-090309	MSA-DMW3S-090309	MSA-DMW3I-090309	MSA-DMW3D-090809	MSA-DMW4S-090309
LABORATORY ID:	A9I020192011	A9I090172006	A9I040243004	A9I040243009	A9I040243008	A9I090172001	A9I040243010
SAMPLE DATE:	9/1/2009	9/8/2009	9/3/2009	9/3/2009	9/3/2009	9/8/2009	9/3/2009
LOCATION:	MSA-DMW2S	MSA-DMW2S	MSA-DMW2A	MSA-DMW3S	MSA-DMW3I	MSA-DMW3D	MSA-DMW4S
ZINC	301		533 J	5.3 B	267 J	33.6 B	114 J
MISCELLANEOUS (mg/l)							
ALKALINITY							73
CHLORIDE							105
DISSOLVED ORGANIC CARBON							8
HEXAVALENT CHROMIUM	0.005 L		0.002 L	0.002 UR	0.002 UR	0.002 U	0.003 L
NITRATE-N							0.023 U
NITRITE-N							0.012 U
ORTHOPHOSPHATE-P							0.044 UL
SULFATE							908 L
TOTAL DISSOLVED SOLIDS							1500
MISCELLANEOUS (ug/l)							
PERCHLORATE	0.12 J		0.11 J	0.082 U	0.082 U	0.082 U	0.082 U
PETROLEUM HYDROCARBONS (ug/l)							
DIESEL RANGE ORGANICS		310		440			270
GASOLINE RANGE ORGANICS		980		120			310

Table E-2

Analytical Results for Groundwater Samples, August-September 2009
Lockheed Martin, Martin State Airport, Middle River, Maryland
Page 17 of 80

SAMPLE ID:	MSA-DMW4I-090109	MSA-DMW4D-090309	MSA-DMW5S-090309	MSA-DMW5I-090809	MSA-DMW6S-090309	MSA-DMW6I-090309	MSA-DMW6D-090309
LABORATORY ID:	A9I020192010	A9I040243011	A9I040243006	A9I090172004	A9I040243001	A9I040243002	A9I040243003
SAMPLE DATE:	9/1/2009	9/3/2009	9/3/2009	9/8/2009	9/3/2009	9/3/2009	9/3/2009
LOCATION:	MSA-DMW4I	MSA-DMW4D	MSA-DMW5S	MSA-DMW5I	MSA-DMW6S	MSA-DMW6I	MSA-DMW6D
VOLATILES (ug/l)							
1,1,1,2-TETRACHLOROETHANE	38 U	38 U	58 U	0.23 U	0.23 U	0.23 U	0.23 U
1,1,1-TRICHLOROETHANE	68 J	37 U	55 U	0.22 U	0.22 U	0.22 U	0.22 U
1,1,2,2-TETRACHLOROETHANE	30 U	30 U	45 U	0.18 U	0.18 U	0.18 U	0.18 U
1,1,2-TRICHLOROTRIFLUOROETHANE	47 U	47 U	70 U	0.28 U	0.28 U	0.28 U	0.28 U
1,1-DICHLOROETHANE	25 U	25 U	38 U	0.15 U	0.15 U	0.15 U	0.15 U
1,1-DICHLOROETHENE	83 J	32 U	48 U	0.19 U	0.19 U	0.19 U	0.19 U
1,1-DICHLOROPROPENE	22 U	22 U	32 U	0.13 U	0.13 U	0.13 U	0.13 U
1,2,3-TRICHLOROBENZENE	28 U	28 U	42 U	0.17 U	0.17 U	0.17 U	0.17 U
1,2,3-TRICHLOROPROPANE	72 U	72 U	110 U	0.43 U	0.43 U	0.43 U	0.43 U
1,2,3-TRIMETHYLBENZENE	0.98 U	0.98 U	1.5 U	0.0059 U	0.0059 U	0.0059 U	0.0059 U
1,2,4-TRICHLOROBENZENE	25 U	25 U	38 U	0.15 U	0.15 U	0.15 U	0.15 U
1,2,4-TRIMETHYLBENZENE	20 U	20 U	30 U	0.12 U	0.12 U	0.12 U	0.12 U
1,2-DIBROMO-3-CHLOROPROPANE	110 U	110 U	170 U	0.67 U	0.67 U	0.67 U	0.67 U
1,2-DIBROMOETHANE	40 U	40 U	60 U	0.24 U	0.24 U	0.24 U	0.24 U
1,2-DICHLOROBENZENE	22 U	22 U	32 U	0.13 U	0.13 U	0.13 U	0.13 U
1,2-DICHLOROETHANE	37 U	37 U	55 U	0.32 J	0.22 U	0.22 U	0.22 U
1,2-DICHLOROPROPANE	30 U	30 U	45 U	0.18 U	0.18 U	0.18 U	0.18 U
1,3-DICHLOROBENZENE	23 U	23 U	35 U	0.14 U	0.14 U	0.14 U	0.14 U
1,3-DICHLOROPROPANE	27 U	27 U	40 U	0.16 U	0.16 U	0.16 U	0.16 U
1,4-DICHLOROBENZENE	22 U	22 U	32 U	0.13 U	0.13 U	0.13 U	0.13 U
1,4-DIOXANE	120	75	41 J	2.9 L	1 U	1 UJ	1 U
2,2-DICHLOROPROPANE	22 U	22 U	32 U	0.13 U	0.13 U	0.13 U	0.13 U
2-BUTANONE	95 U	95 U	140 U	0.57 U	0.57 U	0.57 U	0.57 U
2-CHLOROETHYL VINYL ETHER	170 U	170 U	250 U	0.99 U	0.99 U	0.99 U	0.99 U
2-CHLOROTOLUENE	18 U	18 U	28 U	0.11 U	0.11 U	0.11 U	0.11 U
2-HEXANONE	68 U	68 U	100 U	0.41 U	0.41 U	0.41 U	0.41 U

Table E-2

Analytical Results for Groundwater Samples, August-September 2009
Lockheed Martin, Martin State Airport, Middle River, Maryland

SAMPLE ID:	MSA-DMW4I-090109	MSA-DMW4D-090309	MSA-DMW5S-090309	MSA-DMW5I-090809	MSA-DMW6S-090309	MSA-DMW6I-090309	MSA-DMW6D-090309
LABORATORY ID:	A9I020192010	A9I040243011	A9I040243006	A9I090172004	A9I040243001	A9I040243002	A9I040243003
SAMPLE DATE:	9/1/2009	9/3/2009	9/3/2009	9/8/2009	9/3/2009	9/3/2009	9/3/2009
LOCATION:	MSA-DMW4I	MSA-DMW4D	MSA-DMW5S	MSA-DMW5I	MSA-DMW6S	MSA-DMW6I	MSA-DMW6D
4-CHLOROTOLUENE	30 U	30 U	45 U	0.18 U	0.18 U	0.18 U	0.18 U
4-ISOPROPYLTOLUENE	20 U	20 U	30 U	0.12 U	0.12 U	0.12 U	0.12 U
4-METHYL-2-PENTANONE	53 U	53 U	80 U	0.32 U	0.32 U	0.32 U	0.32 U
ACETONE	180 U	180 U	280 U	1.6 B	14 B	3.8 B	1.1 U
BENZENE	22 U	22 U	32 U	0.35 J	0.13 U	0.13 U	0.13 U
BROMOBENZENE	22 U	22 U	32 U	0.13 U	0.13 U	0.13 U	0.13 U
BROMOCHLOROMETHANE	48 U	48 U	72 U	0.29 U	0.29 U	0.29 U	0.29 U
BROMODICHLOROMETHANE	25 U	25 U	38 U	0.15 U	0.15 U	0.15 U	0.15 U
BROMOFORM	110 U	110 U	160 U	0.64 U	0.64 U	0.64 U	0.64 U
BROMOMETHANE	68 U	68 U	100 U	0.41 U	0.41 U	0.41 U	0.41 U
CARBON DISULFIDE	22 U	22 U	32 U	0.65 B	0.13 U	0.13 U	0.13 U
CARBON TETRACHLORIDE	22 U	22 U	32 U	0.13 U	0.13 U	0.13 U	0.13 U
CHLOROBENZENE	25 U	25 U	38 U	0.15 U	0.33 J	0.15 U	0.15 U
CHLORODIBROMOMETHANE	30 U	30 U	45 U	0.18 U	0.18 U	0.18 U	0.18 U
CHLOROETHANE	48 U	48 U	72 U	0.29 U	0.29 U	0.29 U	0.29 U
CHLOROFORM	27 U	27 U	40 U	1.3	0.16 U	0.16 U	0.16 U
CHLOROMETHANE	50 U	50 U	75 U	0.3 U	0.3 U	0.3 U	0.3 U
CIS-1,2-DICHLOROETHENE	2100	400	980	8.5	2.7	0.17 U	0.17 U
CIS-1,3-DICHLOROPROPENE	23 U	23 U	35 U	0.14 U	0.14 U	0.14 U	0.14 U
DIBROMOMETHANE	47 U	47 U	70 U	0.28 U	0.28 U	0.28 U	0.28 U
DICHLORODIFLUOROMETHANE	52 U	52 U	78 U	0.31 U	0.31 U	0.31 U	0.31 U
DIISOPROPYL ETHER	250 U	250 U	380 U	1.5 U	1.5 U	1.5 U	1.5 U
ETHANE	0.27 U	0.27 U					
ETHENE	4.3	1.6					
ETHYL TERT-BUTYL ETHER	18 U	18 U	28 U	0.11 U	0.11 U	0.11 U	0.11 U
ETHYLBENZENE	28 U	28 U	42 U	0.17 U	0.17 U	0.17 U	0.17 U
HEXACHLOROBUTADIENE	50 U	50 U	75 U	0.3 U	0.3 U	0.3 U	0.3 U

Table E-2

Analytical Results for Groundwater Samples, August-September 2009
Lockheed Martin, Martin State Airport, Middle River, Maryland

SAMPLE ID:	MSA-DMW4I-090109	MSA-DMW4D-090309	MSA-DMW5S-090309	MSA-DMW5I-090809	MSA-DMW6S-090309	MSA-DMW6I-090309	MSA-DMW6D-090309
LABORATORY ID:	A9I020192010	A9I040243011	A9I040243006	A9I090172004	A9I040243001	A9I040243002	A9I040243003
SAMPLE DATE:	9/1/2009	9/3/2009	9/3/2009	9/8/2009	9/3/2009	9/3/2009	9/3/2009
LOCATION:	MSA-DMW4I	MSA-DMW4D	MSA-DMW5S	MSA-DMW5I	MSA-DMW6S	MSA-DMW6I	MSA-DMW6D
ISOPROPYLBENZENE	22 U	22 U	32 U	0.13 U	0.13 U	0.13 U	0.13 U
M+P-XYLENES	40 U	40 U	60 U	0.24 U	0.24 U	0.24 U	0.24 U
METHANE	53	21					
METHYL TERT-BUTYL ETHER	28 U	28 U	42 U	0.17 U	0.17 U	0.17 U	0.17 U
METHYLENE CHLORIDE	55 U	190 B	280 B	0.33 U	0.33 U	0.33 U	0.33 U
NAPHTHALENE	40 U	40 U	60 U	0.24 U	0.24 U	0.24 U	0.24 U
N-BUTYLBENZENE	20 U	20 U	30 U	0.12 U	0.12 U	0.12 U	0.12 U
N-PROPYLBENZENE	23 U	23 U	35 U	0.14 U	0.14 U	0.14 U	0.14 U
O-XYLENE	23 U	23 U	35 U	0.14 U	0.14 U	0.14 U	0.14 U
SEC-BUTYLBENZENE	22 U	22 U	32 U	0.13 U	0.13 U	0.13 U	0.13 U
STYRENE	18 U	18 U	28 U	0.11 U	0.11 U	0.11 U	0.11 U
TERT-AMYL METHYL ETHER	11 U	11 U	17 U	0.067 U	0.067 U	0.067 U	0.067 U
TERT-BUTYLBENZENE	22 U	22 U	32 U	0.13 U	0.13 U	0.13 U	0.13 U
TERTIARY-BUTYL ALCOHOL	650 UR	650 UR	980 UR	3.9 UR	3.9 UR	3.9 UR	3.9 UR
TETRACHLOROETHENE	48 U	48 U	72 U	0.29 U	0.29 U	0.29 U	0.29 U
TOLUENE	22 U	22 U	32 U	0.13 U	0.13 U	0.13 U	0.13 U
TOTAL XYLENES	47 U	47 U	70 U	0.28 U	0.28 U	0.28 U	0.28 U
TRANS-1,2-DICHLOROETHENE	32 J	32 U	48 U	0.38 J	0.19 U	0.19 U	0.19 U
TRANS-1,3-DICHLOROPROPENE	32 U	32 U	48 U	0.19 U	0.19 U	0.19 U	0.19 U
TRICHLOROETHENE	5800	5800	9000	39	0.83 J	0.17 U	0.17 U
TRICHLOROFLUOROMETHANE	35 U	35 U	52 U	0.21 U	0.21 U	0.21 U	0.21 U
VINYL ACETATE	32 U	32 U	48 U	0.19 U	0.19 U	0.19 U	0.19 U
VINYL CHLORIDE	140 J	37 U	55 U	0.22 U	0.22 U	0.22 U	0.22 U
SEMIVOLATILES (ug/l)							
1,1-BIPHENYL							
1,4-DIOXANE							
2,2'-OXYBIS(1-CHLOROPROPANE)							

Table E-2

Analytical Results for Groundwater Samples, August-September 2009
Lockheed Martin, Martin State Airport, Middle River, Maryland

SAMPLE ID:	MSA-DMW4I-090109	MSA-DMW4D-090309	MSA-DMW5S-090309	MSA-DMW5I-090809	MSA-DMW6S-090309	MSA-DMW6I-090309	MSA-DMW6D-090309
LABORATORY ID:	A9I020192010	A9I040243011	A9I040243006	A9I090172004	A9I040243001	A9I040243002	A9I040243003
SAMPLE DATE:	9/1/2009	9/3/2009	9/3/2009	9/8/2009	9/3/2009	9/3/2009	9/3/2009
LOCATION:	MSA-DMW4I	MSA-DMW4D	MSA-DMW5S	MSA-DMW5I	MSA-DMW6S	MSA-DMW6I	MSA-DMW6D
2,4,5-TRICHLOROPHENOL							
2,4,6-TRICHLOROPHENOL							
2,4-DICHLOROPHENOL							
2,4-DIMETHYLPHENOL							
2,4-DINITROPHENOL							
2,4-DINITROTOLUENE							
2,6-DINITROTOLUENE							
2-CHLORONAPHTHALENE							
2-CHLOROPHENOL							
2-METHYLNAPHTHALENE							
2-METHYLPHENOL							
2-NITROANILINE							
2-NITROPHENOL							
3,3'-DICHLOROBENZIDINE							
3-NITROANILINE							
4,6-DINITRO-2-METHYLPHENOL							
4-BROMOPHENYL PHENYL ETHER							
4-CHLORO-3-METHYLPHENOL							
4-CHLOROANILINE							
4-CHLOROPHENYL PHENYL ETHER							
4-METHYLPHENOL							
4-NITROANILINE							
4-NITROPHENOL							
ACENAPHTHENE							
ACENAPHTHYLENE							
ACETOPHENONE							
ANTHRACENE							

Table E-2

Analytical Results for Groundwater Samples, August-September 2009
Lockheed Martin, Martin State Airport, Middle River, Maryland

SAMPLE ID:	MSA-DMW4I-090109	MSA-DMW4D-090309	MSA-DMW5S-090309	MSA-DMW5I-090809	MSA-DMW6S-090309	MSA-DMW6I-090309	MSA-DMW6D-090309
LABORATORY ID:	A9I020192010	A9I040243011	A9I040243006	A9I090172004	A9I040243001	A9I040243002	A9I040243003
SAMPLE DATE:	9/1/2009	9/3/2009	9/3/2009	9/8/2009	9/3/2009	9/3/2009	9/3/2009
LOCATION:	MSA-DMW4I	MSA-DMW4D	MSA-DMW5S	MSA-DMW5I	MSA-DMW6S	MSA-DMW6I	MSA-DMW6D
ATRAZINE							
BENZALDEHYDE							
BENZO(A)ANTHRACENE							
BENZO(A)PYRENE							
BENZO(B)FLUORANTHENE							
BENZO(G,H,I)PERYLENE							
BENZO(K)FLUORANTHENE							
BIS(2-CHLOROETHOXY)METHANE							
BIS(2-CHLOROETHYL)ETHER							
BIS(2-ETHYLHEXYL)PHTHALATE							
BUTYL BENZYL PHTHALATE							
CAPROLACTAM							
CARBAZOLE							
CHRYSENE							
DIBENZO(A,H)ANTHRACENE							
DIBENZOFURAN							
DIETHYL PHTHALATE							
DIMETHYL PHTHALATE							
DI-N-BUTYL PHTHALATE							
DI-N-OCTYL PHTHALATE							
FLUORANTHENE							
FLUORENE							
HEXACHLOROBENZENE							
HEXACHLOROBUTADIENE							
HEXACHLOROCYCLOPENTADIENE							
HEXACHLOROETHANE							
INDENO(1,2,3-CD)PYRENE							

Table E-2

Analytical Results for Groundwater Samples, August-September 2009
Lockheed Martin, Martin State Airport, Middle River, Maryland

SAMPLE ID:	MSA-DMW4I-090109	MSA-DMW4D-090309	MSA-DMW5S-090309	MSA-DMW5I-090809	MSA-DMW6S-090309	MSA-DMW6I-090309	MSA-DMW6D-090309
LABORATORY ID:	A9I020192010	A9I040243011	A9I040243006	A9I090172004	A9I040243001	A9I040243002	A9I040243003
SAMPLE DATE:	9/1/2009	9/3/2009	9/3/2009	9/8/2009	9/3/2009	9/3/2009	9/3/2009
LOCATION:	MSA-DMW4I	MSA-DMW4D	MSA-DMW5S	MSA-DMW5I	MSA-DMW6S	MSA-DMW6I	MSA-DMW6D
ISOPHORONE							
NAPHTHALENE							
NITROBENZENE							
N-NITROSODIMETHYLAMINE							
N-NITROSO-DI-N-PROPYLAMINE							
N-NITROSODIPHENYLAMINE							
PENTACHLOROPHENOL							
PHENANTHRENE							
PHENOL							
PYRENE							
TOTAL METALS (ug/l)							
ANTIMONY	0.22 B	0.2 B	0.068 B	0.055 U	0.38 B	0.49 B	0.16 B
ARSENIC	26.8	24 J	12.4 J	1.8	6.6 J	2.2 J	3.3 J
BARIUM	21	29.3	13.2	34.2	42.5	13.6	56.4
BERYLLIUM	9.5	3.8	4.6	0.56	0.051 B	3.9	0.75
CADMIUM	48	24.4	4.9	1.8	0.06 B	12.2	0.78
CALCIUM	103000	67300					
CHROMIUM	20.6	15	5.2	0.84	1.2 B	11.8	11.4
COBALT	150 L	162	88.5	18.2	6	54.8	27.6
COPPER	116	80.3	48.6	2.6	2 K	534	18.8
IRON	15300	3930	25900	66.4 B	200000	22800	2800
LEAD	8.6	7.1	3.5	0.45 B	0.63 K	16	3.1
MAGNESIUM	72900	57900					
MANGANESE	8010	6300	4560	1790	1880	4430	736
MERCURY	0.12	13.2	0.1 U	0.1 U	0.1 U	0.1 U	2.6
MOLYBDENUM	1.1 B	1.2 B	0.23 U	0.2 U	0.36 B	3.7	1.3
NICKEL	113	117 J	78.6 J	26.7	5.7 J	57.2 J	37.3 J

Table E-2

Analytical Results for Groundwater Samples, August-September 2009
Lockheed Martin, Martin State Airport, Middle River, Maryland

SAMPLE ID:	MSA-DMW4I-090109	MSA-DMW4D-090309	MSA-DMW5S-090309	MSA-DMW5I-090809	MSA-DMW6S-090309	MSA-DMW6I-090309	MSA-DMW6D-090309
LABORATORY ID:	A9I020192010	A9I040243011	A9I040243006	A9I090172004	A9I040243001	A9I040243002	A9I040243003
SAMPLE DATE:	9/1/2009	9/3/2009	9/3/2009	9/8/2009	9/3/2009	9/3/2009	9/3/2009
LOCATION:	MSA-DMW4I	MSA-DMW4D	MSA-DMW5S	MSA-DMW5I	MSA-DMW6S	MSA-DMW6I	MSA-DMW6D
POTASSIUM	10000 J	5050					
SELENIUM	41.7	36.2 J	21.4 J	3.2	0.43 J	2.7 J	1.9 J
SILICA	28700	18500 K					
SILVER	0.15 K	0.096 B	0.02 U	0.033 U	0.02 U	0.038 B	0.02 U
SODIUM	124000	119000					
THALLIUM	0.27 B	0.22 B	0.19 B	0.14 B	0.17 B	0.44 B	0.13 B
VANADIUM	12.3	10.6	11.7	0.6 U	1.1	1.5	7.1
ZINC	512	498 J	205 J	89.9	7.6 B	835 J	102 J
FILTERED METALS (ug/l)							
ANTIMONY	0.086 B	0.043 U	0.067 B	0.055 U	0.22 B	0.18 B	0.043 U
ARSENIC	25	19.2 J	12.9 J	1.9	6.5 J	1.9 J	0.22 J
BARIUM	14.6	20.6	13.4	34	41.5	11.9	54.3
BERYLLIUM	10.4	3.9	4.3	0.62	0.025 U	4.2	0.68
CADMIUM	46.7	26.5	4.6	1.8	0.014 UL	4.8	0.71
CHROMIUM	11.7	2.8	5.4	0.83	0.66 B	2.3 K	1.2 B
COBALT	158 L	174	90.9	18.4	5.9	59.2	29
COPPER	105	67.8	5.4	3.8	0.49 B	66	17.2
IRON	15000	224	26000	36.3 B	218000	24700	70.7 B
LEAD	6.8	1.4	3.1	0.46 B	0.13 B	6.1	1.7
MANGANESE	8670	6960	4690	1820	1700	4850	789
MERCURY	0.1 U	0.34	0.1 U	0.1 U	0.1 U	0.1 U	0.14
MOLYBDENUM	0.23 U	0.23 U	0.23 U	0.2 U	0.23 U	0.88 B	0.36 B
NICKEL	119	125 J	80 J	26.9	2.5 J	57.3 J	38.3 J
SELENIUM	44	37.4 J	20.6 J	3.3	0.36 J	2.3 J	1.8 J
SILVER	0.02 U	0.02 U	0.02 U	0.033 U	0.02 U	0.02 U	0.02 U
THALLIUM	0.28 B	0.21 B	0.2 B	0.12 U	0.072 U	0.29 B	0.072 U
VANADIUM	4.6	0.29 U	12.2	0.6 U	0.29 U	0.79	0.29 U

Table E-2

Analytical Results for Groundwater Samples, August-September 2009
Lockheed Martin, Martin State Airport, Middle River, Maryland

SAMPLE ID:	MSA-DMW4I-090109	MSA-DMW4D-090309	MSA-DMW5S-090309	MSA-DMW5I-090809	MSA-DMW6S-090309	MSA-DMW6I-090309	MSA-DMW6D-090309
LABORATORY ID:	A9I020192010	A9I040243011	A9I040243006	A9I090172004	A9I040243001	A9I040243002	A9I040243003
SAMPLE DATE:	9/1/2009	9/3/2009	9/3/2009	9/8/2009	9/3/2009	9/3/2009	9/3/2009
LOCATION:	MSA-DMW4I	MSA-DMW4D	MSA-DMW5S	MSA-DMW5I	MSA-DMW6S	MSA-DMW6I	MSA-DMW6D
ZINC	517	369 J	211 J	80	7.1 B	286 J	106 J
MISCELLANEOUS (mg/l)							
ALKALINITY	1.1 U	1.1 U					
CHLORIDE	94	123					
DISSOLVED ORGANIC CARBON	7	4					
HEXAVALENT CHROMIUM	0.002 UL	0.002 UR	0.002 UR	0.002 U	0.002 UR	0.002 UR	0.04 R
NITRATE-N	0.1	2.8					
NITRITE-N	0.012 U	0.012 U					
ORTHOPHOSPHATE-P	0.044 U	0.044 UL					
SULFATE	1050	723 L					
TOTAL DISSOLVED SOLIDS	1600	1200					
MISCELLANEOUS (ug/l)							
PERCHLORATE	4.6	5.8	0.63	0.082 U	0.082 U	0.082 U	0.098 J
PETROLEUM HYDROCARBONS (ug/l)							
DIESEL RANGE ORGANICS			290		420		
GASOLINE RANGE ORGANICS			3500		39 J		

Table E-2

Analytical Results for Groundwater Samples, August-September 2009
Lockheed Martin, Martin State Airport, Middle River, Maryland

SAMPLE ID:	MSA-DMW8S-090209	MSA-DMW8I-090209	MSA-DMW8D-090209	MSA-DMW9S-090209	MSA-DMW9I-090209	MSA-DMW9D-090209	MSA-DMW10S-090409
LABORATORY ID:	A9I030186003	A9I030186005	A9I030186006	A9I030186004	A9I030186001	A9I030186002	A9I050193001
SAMPLE DATE:	9/2/2009	9/2/2009	9/2/2009	9/2/2009	9/2/2009	9/2/2009	9/4/2009
LOCATION:	MSA-DMW8S	MSA-DMW8I	MSA-DMW8D	MSA-DMW9S	MSA-DMW9I	MSA-DMW9D	MSA-DMW10S
VOLATILES (ug/l)							
1,1,1,2-TETRACHLOROETHANE	0.23 U	5.8 U	4.6 U	380 U	18 U	29 U	1.2 U
1,1,1-TRICHLOROETHANE	0.22 U	5.5 U	4.4 U	370 U	17 U	28 U	1.1 U
1,1,2,2-TETRACHLOROETHANE	0.18 U	4.5 U	3.6 U	300 U	14 U	22 U	0.9 U
1,1,2-TRICHLOROTRIFLUOROETHANE	0.28 U	7 U	5.6 U	470 U	22 U	35 U	1.4 U
1,1-DICHLOROETHANE	0.15 U	3.8 U	3 U	250 U	12 U	19 U	0.75 U
1,1-DICHLOROETHENE	0.19 U	6.8 J	5.6 J	320 U	20 J	24 U	0.95 U
1,1-DICHLOROPROPENE	0.13 U	3.2 U	2.6 U	220 U	10 U	16 U	0.65 U
1,2,3-TRICHLOROBENZENE	0.17 U	4.2 U	3.4 U	280 U	13 U	21 U	0.85 U
1,2,3-TRICHLOROPROPANE	0.43 U	11 U	8.6 U	720 U	33 U	54 U	2.2 U
1,2,3-TRIMETHYLBENZENE	0.0059 U	0.15 U	0.12 U	9.8 U	0.45 U	0.74 U	0.03 U
1,2,4-TRICHLOROBENZENE	0.15 U	3.8 U	3 U	250 U	12 U	19 U	0.75 U
1,2,4-TRIMETHYLBENZENE	0.12 U	3 U	2.4 U	210 J	9.2 U	15 U	0.6 U
1,2-DIBROMO-3-CHLOROPROPANE	0.67 U	17 U	13 U	1100 U	52 U	84 U	3.4 U
1,2-DIBROMOETHANE	0.24 U	6 U	4.8 U	400 U	18 U	30 U	1.2 U
1,2-DICHLOROBENZENE	0.13 U	3.2 U	2.6 U	220 U	10 U	16 U	0.65 U
1,2-DICHLOROETHANE	0.22 U	9.1 J	5.3 J	370 U	17 U	28 U	1.1 U
1,2-DICHLOROPROPANE	0.18 U	4.5 U	3.6 U	300 U	14 U	22 U	0.9 U
1,3-DICHLOROBENZENE	0.14 U	3.5 U	2.8 U	230 U	11 U	18 U	0.7 U
1,3-DICHLOROPROPANE	0.16 U	4 U	3.2 U	270 U	12 U	20 U	0.8 U
1,4-DICHLOROBENZENE	0.13 U	3.2 U	2.6 U	220 U	10 U	16 U	0.65 U
1,4-DIOXANE	31 J	140 J	100 J	78 J	250 J	140 J	48 J
2,2-DICHLOROPROPANE	0.13 U	3.2 U	2.6 U	220 U	10 U	16 U	0.65 U
2-BUTANONE	0.57 U	14 U	11 U	950 U	44 U	71 U	2.8 U
2-CHLOROETHYL VINYL ETHER	0.99 U	25 U	20 U	1700 U	76 U	120 U	5 U
2-CHLOROTOLUENE	0.11 U	2.8 U	2.2 U	180 U	8.5 U	14 U	0.55 U
2-HEXANONE	0.41 U	10 U	8.2 U	680 U	32 U	51 U	2 U

Table E-2

Analytical Results for Groundwater Samples, August-September 2009
Lockheed Martin, Martin State Airport, Middle River, Maryland

SAMPLE ID:	MSA-DMW8S-090209	MSA-DMW8I-090209	MSA-DMW8D-090209	MSA-DMW9S-090209	MSA-DMW9I-090209	MSA-DMW9D-090209	MSA-DMW10S-090409
LABORATORY ID:	A9I030186003	A9I030186005	A9I030186006	A9I030186004	A9I030186001	A9I030186002	A9I050193001
SAMPLE DATE:	9/2/2009	9/2/2009	9/2/2009	9/2/2009	9/2/2009	9/2/2009	9/4/2009
LOCATION:	MSA-DMW8S	MSA-DMW8I	MSA-DMW8D	MSA-DMW9S	MSA-DMW9I	MSA-DMW9D	MSA-DMW10S
4-CHLOROTOLUENE	0.18 U	4.5 U	3.6 U	300 U	14 U	22 U	0.9 U
4-ISOPROPYLTOLUENE	0.12 U	3 U	2.4 U	200 U	9.2 U	15 U	0.6 U
4-METHYL-2-PENTANONE	0.32 U	8 U	6.4 U	530 U	25 U	40 U	1.6 U
ACETONE	2.4 B	28 U	22 U	1800 U	85 U	140 U	5.5 U
BENZENE	0.13 U	3.2 U	2.6 U	570 J	23 J	16 U	1.5 J
BROMOBENZENE	0.13 U	3.2 U	2.6 U	220 U	10 U	16 U	0.65 U
BROMOCHLOROMETHANE	0.29 U	7.2 U	5.8 U	480 U	22 U	36 U	1.4 U
BROMODICHLOROMETHANE	0.15 U	3.8 U	3 U	250 U	12 U	19 U	0.75 U
BROMOFORM	0.64 U	16 U	13 U	1100 U	49 U	80 U	3.2 U
BROMOMETHANE	0.41 U	10 UJ	8.2 U	680 U	32 U	51 UJ	2 U
CARBON DISULFIDE	0.13 U	3.2 U	2.6 U	220 U	10 U	16 U	0.65 U
CARBON TETRACHLORIDE	0.13 U	3.2 U	2.6 U	220 U	23 J	16 U	0.65 U
CHLOROBENZENE	0.15 U	3.8 U	3 U	250 U	12 U	19 U	0.75 U
CHLORODIBROMOMETHANE	0.18 U	4.5 U	3.6 U	300 U	14 U	22 U	0.9 U
CHLOROETHANE	0.29 U	7.2 U	5.8 UJ	480 U	22 U	36 UJ	1.4 U
CHLOROFORM	0.16 U	4.6 J	3.2 U	270 U	13 J	270	0.8 U
CHLOROMETHANE	0.3 U	7.5 U	6 U	500 U	23 U	38 U	1.5 U
CIS-1,2-DICHLOROETHENE	1.2	630	570	6600	2400	480	0.85 U
CIS-1,3-DICHLOROPROPENE	0.14 U	3.5 U	2.8 U	230 U	11 U	18 U	0.7 U
DIBROMOMETHANE	0.28 U	7 U	5.6 U	470 U	22 U	35 U	1.4 U
DICHLORODIFLUOROMETHANE	0.31 U	7.8 U	6.2 U	520 U	24 U	39 U	1.6 U
DIISOPROPYL ETHER	1.5 U	38 U	30 U	2500 U	120 U	190 U	7.5 U
ETHANE							
ETHENE							
ETHYL TERT-BUTYL ETHER	0.11 U	2.8 U	2.2 U	180 U	8.5 U	14 U	0.55 U
ETHYLBENZENE	0.17 U	4.2 U	3.4 U	2100	13 U	21 U	0.85 U
HEXACHLOROBUTADIENE	0.3 U	7.5 U	6 U	500 U	23 U	38 U	1.5 U

Table E-2

Analytical Results for Groundwater Samples, August-September 2009
Lockheed Martin, Martin State Airport, Middle River, Maryland

SAMPLE ID:	MSA-DMW8S-090209	MSA-DMW8I-090209	MSA-DMW8D-090209	MSA-DMW9S-090209	MSA-DMW9I-090209	MSA-DMW9D-090209	MSA-DMW10S-090409
LABORATORY ID:	A9I030186003	A9I030186005	A9I030186006	A9I030186004	A9I030186001	A9I030186002	A9I050193001
SAMPLE DATE:	9/2/2009	9/2/2009	9/2/2009	9/2/2009	9/2/2009	9/2/2009	9/4/2009
LOCATION:	MSA-DMW8S	MSA-DMW8I	MSA-DMW8D	MSA-DMW9S	MSA-DMW9I	MSA-DMW9D	MSA-DMW10S
ISOPROPYLBENZENE	0.13 U	3.2 U	2.6 U	220 U	10 U	16 U	0.65 U
M+P-XYLENES	0.24 U	6 U	4.8 U	19000	18 U	30 U	1.2 U
METHANE							
METHYL TERT-BUTYL ETHER	0.17 U	4.2 U	3.4 U	280 U	13 U	21 U	0.85 U
METHYLENE CHLORIDE	0.33 U	16 B	24 B	550 U	25 U	41 U	1.6 U
NAPHTHALENE	0.24 U	6 U	4.8 U	400 U	18 U	30 U	1.2 U
N-BUTYLBENZENE	0.12 U	3 U	2.4 U	200 U	9.2 U	15 U	0.6 U
N-PROPYLBENZENE	0.14 U	3.5 U	2.8 U	230 U	11 U	18 U	0.7 U
O-XYLENE	0.14 U	3.5 U	2.8 U	1400 J	11 U	18 U	0.7 U
SEC-BUTYLBENZENE	0.13 U	3.2 U	2.6 U	220 U	10 U	16 U	0.65 U
STYRENE	0.11 U	2.8 U	2.2 U	180 U	8.5 U	14 U	0.55 U
TERT-AMYL METHYL ETHER	0.067 U	1.7 U	1.3 U	110 U	5.2 U	8.4 U	0.34 U
TERT-BUTYLBENZENE	0.13 U	3.2 U	2.6 U	220 U	10 U	16 U	0.65 U
TERTIARY-BUTYL ALCOHOL	3.9 UR	98 UR	78 UR	6500 UR	300 UR	490 UR	20 UR
TETRACHLOROETHENE	0.29 U	7.2 U	5.8 U	480 U	22 U	36 U	1.4 U
TOLUENE	0.13 U	3.2 U	2.6 U	6500	10 U	16 U	0.65 U
TOTAL XYLENES	0.28 U	7 U	5.6 U	21000	22 U	35 U	1.4 U
TRANS-1,2-DICHLOROETHENE	0.19 U	4.9 J	6.6 J	320 U	15 U	24 U	1.3 J
TRANS-1,3-DICHLOROPROPENE	0.19 U	4.8 U	3.8 U	320 U	15 U	24 U	0.95 U
TRICHLOROETHENE	0.36 J	860	690	280 U	730	4000	0.85 U
TRICHLOROFLUOROMETHANE	0.21 U	5.2 U	4.2 U	350 U	16 U	26 U	1 U
VINYL ACETATE	0.19 U	4.8 U	3.8 U	320 U	15 U	24 U	0.95 U
VINYL CHLORIDE	0.22 U	230	480	56000	2000	35 J	140
SEMIVOLATILES (ug/l)							
1,1-BIPHENYL							
1,4-DIOXANE							
2,2'-OXYBIS(1-CHLOROPROPANE)							

Table E-2

Analytical Results for Groundwater Samples, August-September 2009
Lockheed Martin, Martin State Airport, Middle River, Maryland

SAMPLE ID:	MSA-DMW8S-090209	MSA-DMW8I-090209	MSA-DMW8D-090209	MSA-DMW9S-090209	MSA-DMW9I-090209	MSA-DMW9D-090209	MSA-DMW10S-090409
LABORATORY ID:	A9I030186003	A9I030186005	A9I030186006	A9I030186004	A9I030186001	A9I030186002	A9I050193001
SAMPLE DATE:	9/2/2009	9/2/2009	9/2/2009	9/2/2009	9/2/2009	9/2/2009	9/4/2009
LOCATION:	MSA-DMW8S	MSA-DMW8I	MSA-DMW8D	MSA-DMW9S	MSA-DMW9I	MSA-DMW9D	MSA-DMW10S
2,4,5-TRICHLOROPHENOL							
2,4,6-TRICHLOROPHENOL							
2,4-DICHLOROPHENOL							
2,4-DIMETHYLPHENOL							
2,4-DINITROPHENOL							
2,4-DINITROTOLUENE							
2,6-DINITROTOLUENE							
2-CHLORONAPHTHALENE							
2-CHLOROPHENOL							
2-METHYLNAPHTHALENE							
2-METHYLPHENOL							
2-NITROANILINE							
2-NITROPHENOL							
3,3'-DICHLOROBENZIDINE							
3-NITROANILINE							
4,6-DINITRO-2-METHYLPHENOL							
4-BROMOPHENYL PHENYL ETHER							
4-CHLORO-3-METHYLPHENOL							
4-CHLOROANILINE							
4-CHLOROPHENYL PHENYL ETHER							
4-METHYLPHENOL							
4-NITROANILINE							
4-NITROPHENOL							
ACENAPHTHENE							
ACENAPHTHYLENE							
ACETOPHENONE							
ANTHRACENE							

Table E-2

Analytical Results for Groundwater Samples, August-September 2009
Lockheed Martin, Martin State Airport, Middle River, Maryland

SAMPLE ID:	MSA-DMW8S-090209	MSA-DMW8I-090209	MSA-DMW8D-090209	MSA-DMW9S-090209	MSA-DMW9I-090209	MSA-DMW9D-090209	MSA-DMW10S-090409
LABORATORY ID:	A9I030186003	A9I030186005	A9I030186006	A9I030186004	A9I030186001	A9I030186002	A9I050193001
SAMPLE DATE:	9/2/2009	9/2/2009	9/2/2009	9/2/2009	9/2/2009	9/2/2009	9/4/2009
LOCATION:	MSA-DMW8S	MSA-DMW8I	MSA-DMW8D	MSA-DMW9S	MSA-DMW9I	MSA-DMW9D	MSA-DMW10S
ATRAZINE							
BENZALDEHYDE							
BENZO(A)ANTHRACENE							
BENZO(A)PYRENE							
BENZO(B)FLUORANTHENE							
BENZO(G,H,I)PERYLENE							
BENZO(K)FLUORANTHENE							
BIS(2-CHLOROETHOXY)METHANE							
BIS(2-CHLOROETHYL)ETHER							
BIS(2-ETHYLHEXYL)PHTHALATE							
BUTYL BENZYL PHTHALATE							
CAPROLACTAM							
CARBAZOLE							
CHRYSENE							
DIBENZO(A,H)ANTHRACENE							
DIBENZOFURAN							
DIETHYL PHTHALATE							
DIMETHYL PHTHALATE							
DI-N-BUTYL PHTHALATE							
DI-N-OCTYL PHTHALATE							
FLUORANTHENE							
FLUORENE							
HEXACHLOROBENZENE							
HEXACHLOROBUTADIENE							
HEXACHLOROCYCLOPENTADIENE							
HEXACHLOROETHANE							
INDENO(1,2,3-CD)PYRENE							

Table E-2

Analytical Results for Groundwater Samples, August-September 2009
Lockheed Martin, Martin State Airport, Middle River, Maryland

SAMPLE ID:	MSA-DMW8S-090209	MSA-DMW8I-090209	MSA-DMW8D-090209	MSA-DMW9S-090209	MSA-DMW9I-090209	MSA-DMW9D-090209	MSA-DMW10S-090409
LABORATORY ID:	A9I030186003	A9I030186005	A9I030186006	A9I030186004	A9I030186001	A9I030186002	A9I050193001
SAMPLE DATE:	9/2/2009	9/2/2009	9/2/2009	9/2/2009	9/2/2009	9/2/2009	9/4/2009
LOCATION:	MSA-DMW8S	MSA-DMW8I	MSA-DMW8D	MSA-DMW9S	MSA-DMW9I	MSA-DMW9D	MSA-DMW10S
ISOPHORONE							
NAPHTHALENE							
NITROBENZENE							
N-NITROSODIMETHYLAMINE							
N-NITROSO-DI-N-PROPYLAMINE							
N-NITROSODIPHENYLAMINE							
PENTACHLOROPHENOL							
PHENANTHRENE							
PHENOL							
PYRENE							
TOTAL METALS (ug/l)							
ANTIMONY	0.12 B	0.36 B	0.063 B	0.088 B	1.7	0.26 B	0.099 B
ARSENIC	6	14.2	2	2.3	14.9	6.1	15.4 J
BARIUM	15	16.8	43.5	134	79.8	38.1	22
BERYLLIUM	0.67	5.1	5.1	0.088 B	1.7	0.35 B	0.025 U
CADMIUM	0.13 B	127	191	0.014 UL	3.4	0.16 B	0.014 UL
CALCIUM							
CHROMIUM	76.4	35.6	33.1	1.7 K	41.4	2.1	1.8 K
COBALT	11.3 L	158 L	164 L	0.12 B	330 L	405 L	7.2
COPPER	10.4	46.4	55.7	1.4 B	57.3	4.6	0.55 B
IRON	15900	10500	340	33700	15000	20300	96700
LEAD	0.62	6.7	2.5	0.12 B	38	2.6	0.14 B
MAGNESIUM							
MANGANESE	2150	6230	3690	3990	5360	3760	2370
MERCURY	0.1 U	0.2 B	0.1 U	0.1 U	0.71	0.1 U	0.1 U
MOLYBDENUM	1.8 B	1.4 B	0.85 B	0.23 U	3.4	0.73 B	0.64 B
NICKEL	16.9	111	83.9	0.22 B	83.6	48.5	2.2 K

Table E-2

Analytical Results for Groundwater Samples, August-September 2009
Lockheed Martin, Martin State Airport, Middle River, Maryland

SAMPLE ID:	MSA-DMW8S-090209	MSA-DMW8I-090209	MSA-DMW8D-090209	MSA-DMW9S-090209	MSA-DMW9I-090209	MSA-DMW9D-090209	MSA-DMW10S-090409
LABORATORY ID:	A9I030186003	A9I030186005	A9I030186006	A9I030186004	A9I030186001	A9I030186002	A9I050193001
SAMPLE DATE:	9/2/2009	9/2/2009	9/2/2009	9/2/2009	9/2/2009	9/2/2009	9/4/2009
LOCATION:	MSA-DMW8S	MSA-DMW8I	MSA-DMW8D	MSA-DMW9S	MSA-DMW9I	MSA-DMW9D	MSA-DMW10S
POTASSIUM							
SELENIUM	2.4 K	23.2	4.7 K	1.1 B	5.6 K	0.67 B	0.57 B
SILICA							
SILVER	0.02 U	0.078 B	0.02 U	0.02 U	0.18 B	0.02 U	0.02 U
SODIUM							
THALLIUM	0.072 U	0.26 B	0.36 B	0.072 U	0.35 B	0.21 B	0.072 U
VANADIUM	3.2	17.1	0.29 U	10.6	66.1	2.5	0.66
ZINC	69.7	316	256	20 B	288	180	26.9 B
FILTERED METALS (ug/l)							
ANTIMONY	0.067 B	0.094 B	0.043 U	0.085 B	0.11 B	0.094 B	0.079 B
ARSENIC	4.1	13.4	2.1	2	3.2	4.2	14.8 J
BARIUM	14.5	12.2	43.2	139	30.2	38.4	22.2
BERYLLIUM	0.61	4.9	4.7	0.071 B	1	0.42	0.025 U
CADMIUM	0.075 B	136	186	0.014 UL	0.96 K	0.014 U	0.014 UL
CHROMIUM	4.2	7.3	4.2	1.7 K	0.91 B	0.94 B	1.1 B
COBALT	10.2 L	169 L	161 L	0.11 B	316 L	415 L	7.3
COPPER	2.1 B	32.6	54.6	0.19 B	0.47 B	0.42 B	0.16 B
IRON	13600	9100	232	32800	4360	19700	99000
LEAD	0.59	4.6	2.7	0.028 U	0.95	1.5	0.036 B
MANGANESE	1780	6520	3660	4120	5950	3830	2430
MERCURY	0.1 B	0.1 U	0.1 U	0.1 U	0.1 U	0.1 U	0.1 U
MOLYBDENUM	0.23 B	0.27 B	0.23 U	0.23 U	0.23 U	0.23 U	0.66 B
NICKEL	15	116	83	0.3 B	77	49.3	2.4 K
SELENIUM	1.9 K	22.8	4.7 K	1.1 B	3.5 K	0.7 B	0.45 B
SILVER	0.02 U	0.02 U	0.02 U	0.02 U	0.02 U	0.02 U	0.02 U
THALLIUM	0.072 U	0.26 B	0.35 B	0.072 U	0.072 U	0.072 U	0.072 U
VANADIUM	1.2	6.7	0.72	10.8	0.66	1.2	0.29 U

Table E-2

Analytical Results for Groundwater Samples, August-September 2009
Lockheed Martin, Martin State Airport, Middle River, Maryland

SAMPLE ID:	MSA-DMW8S-090209	MSA-DMW8I-090209	MSA-DMW8D-090209	MSA-DMW9S-090209	MSA-DMW9I-090209	MSA-DMW9D-090209	MSA-DMW10S-090409
LABORATORY ID:	A9I030186003	A9I030186005	A9I030186006	A9I030186004	A9I030186001	A9I030186002	A9I050193001
SAMPLE DATE:	9/2/2009	9/2/2009	9/2/2009	9/2/2009	9/2/2009	9/2/2009	9/4/2009
LOCATION:	MSA-DMW8S	MSA-DMW8I	MSA-DMW8D	MSA-DMW9S	MSA-DMW9I	MSA-DMW9D	MSA-DMW10S
ZINC	60.7	316	249	8.7 B	127	56.8	18 K
MISCELLANEOUS (mg/l)							
ALKALINITY							
CHLORIDE							
DISSOLVED ORGANIC CARBON							
HEXAVALENT CHROMIUM	0.006 L	0.004 L	0.002 UL	0.002 UL	0.02 UL	0.002 L	0.01 UL
NITRATE-N							
NITRITE-N							
ORTHOPHOSPHATE-P							
SULFATE							
TOTAL DISSOLVED SOLIDS							
MISCELLANEOUS (ug/l)							
PERCHLORATE	0.082 UL	0.082 UL	0.082 UL	0.082 UL	0.082 UL	0.082 UL	0.082 U
PETROLEUM HYDROCARBONS (ug/l)							
DIESEL RANGE ORGANICS	840 B			680			500
GASOLINE RANGE ORGANICS	28 UJ			70000			69 J

Table E-2

Analytical Results for Groundwater Samples, August-September 2009
Lockheed Martin, Martin State Airport, Middle River, Maryland

SAMPLE ID:	MSA-DMW11S-090809	MSA-DMW11I-090809	MSA-MW14I-090809	MSA-MW14D-090809	MSA-MW15S-082509	MSA-MW15I-082609	MSA-MW15D-082509
LABORATORY ID:	A9I090172011	A9I090172010	A9I090172002	A9I090172003	A9H260266001	A9H270136003	A9H260266002
SAMPLE DATE:	9/8/2009	9/8/2009	9/8/2009	9/8/2009	8/25/2009	8/26/2009	8/25/2009
LOCATION:	MSA-DMW11S	MSA-DMW11I	MSA-MW14I	MSA-MW14D	MSA-MW15S	MSA-MW15I	MSA-MW15D
VOLATILES (ug/l)							
1,1,1,2-TETRACHLOROETHANE	160 U	0.23 U	12 U	0.23 U	7.7 U	58 U	0.23 U
1,1,1-TRICHLOROETHANE	160 U	0.22 U	11 U	0.22 U	7.3 U	55 U	0.22 U
1,1,2,2-TETRACHLOROETHANE	130 U	0.18 U	9 U	0.18 U	6 U	45 U	0.18 U
1,1,2-TRICHLOROTRIFLUOROETHANE	200 U	0.28 U	14 U	0.28 U	9.3 U	70 U	0.28 U
1,1-DICHLOROETHANE	110 U	0.15 U	7.5 U	0.15 U	5 U	38 U	0.15 U
1,1-DICHLOROETHENE	160 J	0.19 U	15 J	0.19 U	6.3 U	48 U	0.19 U
1,1-DICHLOROPROPENE	93 U	0.13 U	6.5 U	0.13 U	4.3 U	32 U	0.13 U
1,2,3-TRICHLOROBENZENE	120 U	0.17 U	8.5 U	0.17 U	5.7 U	42 U	0.17 U
1,2,3-TRICHLOROPROPANE	310 U	0.43 U	22 U	0.43 U	14 U	110 U	0.43 U
1,2,3-TRIMETHYLBENZENE	4.2 U	0.0059 U	0.3 U	0.0059 U	0.2 U	1.5 U	0.0059 U
1,2,4-TRICHLOROBENZENE	110 U	0.15 U	7.5 U	0.15 U	5 U	38 U	0.15 U
1,2,4-TRIMETHYLBENZENE	86 U	0.12 U	6 U	0.12 U	4 U	30 U	0.12 U
1,2-DIBROMO-3-CHLOROPROPANE	480 U	0.67 U	34 U	0.67 U	22 U	170 U	0.67 U
1,2-DIBROMOETHANE	170 U	0.24 U	12 U	0.24 U	8 U	60 U	0.24 U
1,2-DICHLOROBENZENE	93 U	0.13 U	6.5 U	0.13 U	4.3 U	32 U	0.13 U
1,2-DICHLOROETHANE	160 U	0.22 U	11 J	0.22 U	7.3 U	55 U	0.22 U
1,2-DICHLOROPROPANE	130 U	0.18 U	9 U	0.18 U	6 U	45 U	0.18 U
1,3-DICHLOROBENZENE	100 U	0.14 U	7 U	0.14 U	4.7 U	35 U	0.14 U
1,3-DICHLOROPROPANE	110 U	0.16 U	8 U	0.16 U	5.3 U	40 U	0.16 U
1,4-DICHLOROBENZENE	93 U	0.13 U	6.5 U	0.13 U	4.3 U	32 U	0.13 U
1,4-DIOXANE	24 UR	0.33 UR	130 L	0.33 UR	2.2	1.1	1 U
2,2-DICHLOROPROPANE	93 U	0.13 U	6.5 U	0.13 U	4.3 U	32 U	0.13 U
2-BUTANONE	410 U	0.57 U	28 U	0.57 U	19 U	140 U	0.57 U
2-CHLOROETHYL VINYL ETHER	710 U	0.99 U	50 U	0.99 U	33 U	250 U	0.99 U
2-CHLOROTOLUENE	79 U	0.11 U	5.5 U	0.11 U	3.7 U	28 U	0.11 U
2-HEXANONE	290 U	0.41 U	20 U	0.41 U	14 U	100 U	0.41 U

Table E-2

Analytical Results for Groundwater Samples, August-September 2009
Lockheed Martin, Martin State Airport, Middle River, Maryland

SAMPLE ID:	MSA-DMW11S-090809	MSA-DMW11I-090809	MSA-MW14I-090809	MSA-MW14D-090809	MSA-MW15S-082509	MSA-MW15I-082609	MSA-MW15D-082509
LABORATORY ID:	A9I090172011	A9I090172010	A9I090172002	A9I090172003	A9H260266001	A9H270136003	A9H260266002
SAMPLE DATE:	9/8/2009	9/8/2009	9/8/2009	9/8/2009	8/25/2009	8/26/2009	8/25/2009
LOCATION:	MSA-DMW11S	MSA-DMW11I	MSA-MW14I	MSA-MW14D	MSA-MW15S	MSA-MW15I	MSA-MW15D
4-CHLOROTOLUENE	130 U	0.18 U	9 U	0.18 U	6 U	45 U	0.18 U
4-ISOPROPYLTOLUENE	86 U	0.12 U	6 U	0.12 U	4 U	30 U	0.12 U
4-METHYL-2-PENTANONE	230 U	0.32 U	16 U	0.32 U	11 U	80 U	0.32 U
ACETONE	2500 B	5.1 B	55 U	1.1 U	88 B	370 B	3.3 B
BENZENE	93 U	0.13 U	11 J	0.13 U	4.3 U	32 U	0.13 U
BROMOBENZENE	93 U	0.13 U	6.5 U	0.13 U	4.3 U	32 U	0.13 U
BROMOCHLOROMETHANE	210 U	0.29 U	14 U	0.29 U	9.7 U	72 U	0.29 U
BROMODICHLOROMETHANE	110 U	0.15 U	7.5 U	0.15 U	5 U	38 U	0.15 U
BROMOFORM	460 U	0.64 U	32 U	0.64 U	21 U	160 U	0.64 U
BROMOMETHANE	290 UJ	0.41 UJ	20 U	0.41 U	14 U	100 U	0.41 U
CARBON DISULFIDE	93 U	0.13 U	6.5 U	0.13 U	4.3 U	32 U	0.13 U
CARBON TETRACHLORIDE	93 U	0.13 U	6.5 U	0.13 U	4.3 U	32 U	0.13 U
CHLOROBENZENE	110 U	0.15 U	270	0.15 U	5 U	38 U	0.15 U
CHLORODIBROMOMETHANE	130 U	0.18 U	9 U	0.18 U	6 U	45 U	0.18 U
CHLOROETHANE	210 U	0.29 U	14 U	0.29 U	9.7 U	72 U	0.29 U
CHLOROFORM	950	0.16 U	8 U	0.16 U	5.3 U	40 U	0.16 U
CHLOROMETHANE	210 U	0.3 U	15 U	0.3 U	10 U	75 U	0.3 U
CIS-1,2-DICHLOROETHENE	41000	0.78 J	1300	0.17 U	280	1500	0.17 U
CIS-1,3-DICHLOROPROPENE	100 U	0.14 U	7 U	0.14 U	4.7 U	35 U	0.14 U
DIBROMOMETHANE	200 U	0.28 U	14 U	0.28 U	9.3 U	70 U	0.28 U
DICHLORODIFLUOROMETHANE	220 U	0.31 U	16 U	0.31 U	10 U	78 U	0.31 U
DIISOPROPYL ETHER	1100 U	1.5 U	75 U	1.5 U	50 U	380 U	1.5 U
ETHANE			31 J				
ETHENE			36 J				
ETHYL TERT-BUTYL ETHER	79 U	0.11 U	5.5 U	0.11 U	3.7 U	28 U	0.11 U
ETHYLBENZENE	120 U	0.17 U	8.5 U	0.17 U	5.7 U	42 U	0.17 U
HEXACHLOROBUTADIENE	210 U	0.3 U	15 U	0.3 U	10 U	75 U	0.3 U

Table E-2

Analytical Results for Groundwater Samples, August-September 2009
Lockheed Martin, Martin State Airport, Middle River, Maryland

SAMPLE ID:	MSA-DMW11S-090809	MSA-DMW11I-090809	MSA-MW14I-090809	MSA-MW14D-090809	MSA-MW15S-082509	MSA-MW15I-082609	MSA-MW15D-082509
LABORATORY ID:	A9I090172011	A9I090172010	A9I090172002	A9I090172003	A9H260266001	A9H270136003	A9H260266002
SAMPLE DATE:	9/8/2009	9/8/2009	9/8/2009	9/8/2009	8/25/2009	8/26/2009	8/25/2009
LOCATION:	MSA-DMW11S	MSA-DMW11I	MSA-MW14I	MSA-MW14D	MSA-MW15S	MSA-MW15I	MSA-MW15D
ISOPROPYLBENZENE	93 U	0.13 U	6.5 U	0.13 U	4.3 U	32 U	0.13 U
M+P-XYLENES	170 U	0.24 U	12 U	0.24 U	8 U	60 U	0.24 U
METHANE			1000 J				
METHYL TERT-BUTYL ETHER	120 U	0.17 U	8.5 U	0.17 U	5.7 U	42 U	0.17 U
METHYLENE CHLORIDE	240 U	0.33 U	16 U	0.33 U	11 U	82 U	0.33 U
NAPHTHALENE	170 U	0.24 U	12 U	0.24 U	8 U	60 U	0.24 U
N-BUTYLBENZENE	86 U	0.12 U	6 U	0.12 U	4 U	30 U	0.12 U
N-PROPYLBENZENE	100 U	0.14 U	7 U	0.14 U	4.7 U	35 U	0.14 U
O-XYLENE	100 U	0.14 U	7 U	0.14 U	4.7 U	35 U	0.14 U
SEC-BUTYLBENZENE	93 U	0.13 U	6.5 U	0.13 U	4.3 U	32 U	0.13 U
STYRENE	79 U	0.11 U	5.5 U	0.11 U	3.7 U	28 U	0.11 U
TERT-AMYL METHYL ETHER	48 U	0.067 U	3.4 U	0.067 U	2.2 U	17 U	0.067 U
TERT-BUTYLBENZENE	93 U	0.13 U	6.5 U	0.13 U	4.3 U	32 U	0.13 U
TERTIARY-BUTYL ALCOHOL	2800 UR	3.9 UR	200 UR	3.9 UR	130 UR	980 UR	3.9 UR
TETRACHLOROETHENE	210 U	0.29 U	14 U	0.29 U	9.7 U	72 U	0.29 U
TOLUENE	1600	0.13 U	6.5 U	0.13 U	4.3 U	32 U	0.13 U
TOTAL XYLENES	200 U	0.28 U	14 U	0.28 U	9.3 U	70 U	0.28 U
TRANS-1,2-DICHLOROETHENE	180 J	0.19 U	12 J	0.19 U	6.3 U	48 U	0.19 U
TRANS-1,3-DICHLOROPROPENE	140 U	0.19 U	9.5 U	0.19 U	6.3 U	48 U	0.19 U
TRICHLOROETHENE	36000	0.67 J	17 J	0.17 U	1000	7800	0.17 U
TRICHLOROFLUOROMETHANE	150 UJ	0.21 UJ	10 U	0.21 U	7 U	52 U	0.21 U
VINYL ACETATE	140 U	0.19 U	9.5 U	0.19 U	6.3 U	48 U	0.19 U
VINYL CHLORIDE	4100	0.22 U	940	0.22 U	12 J	130 J	0.22 U
SEMIVOLATILES (ug/l)							
1,1-BIPHENYL							
1,4-DIOXANE							
2,2'-OXYBIS(1-CHLOROPROPANE)							

Table E-2

Analytical Results for Groundwater Samples, August-September 2009
Lockheed Martin, Martin State Airport, Middle River, Maryland

SAMPLE ID:	MSA-DMW11S-090809	MSA-DMW11I-090809	MSA-MW14I-090809	MSA-MW14D-090809	MSA-MW15S-082509	MSA-MW15I-082609	MSA-MW15D-082509
LABORATORY ID:	A9I090172011	A9I090172010	A9I090172002	A9I090172003	A9H260266001	A9H270136003	A9H260266002
SAMPLE DATE:	9/8/2009	9/8/2009	9/8/2009	9/8/2009	8/25/2009	8/26/2009	8/25/2009
LOCATION:	MSA-DMW11S	MSA-DMW11I	MSA-MW14I	MSA-MW14D	MSA-MW15S	MSA-MW15I	MSA-MW15D
2,4,5-TRICHLOROPHENOL							
2,4,6-TRICHLOROPHENOL							
2,4-DICHLOROPHENOL							
2,4-DIMETHYLPHENOL							
2,4-DINITROPHENOL							
2,4-DINITROTOLUENE							
2,6-DINITROTOLUENE							
2-CHLORONAPHTHALENE							
2-CHLOROPHENOL							
2-METHYLNAPHTHALENE							
2-METHYLPHENOL							
2-NITROANILINE							
2-NITROPHENOL							
3,3'-DICHLOROBENZIDINE							
3-NITROANILINE							
4,6-DINITRO-2-METHYLPHENOL							
4-BROMOPHENYL PHENYL ETHER							
4-CHLORO-3-METHYLPHENOL							
4-CHLOROANILINE							
4-CHLOROPHENYL PHENYL ETHER							
4-METHYLPHENOL							
4-NITROANILINE							
4-NITROPHENOL							
ACENAPHTHENE							
ACENAPHTHYLENE							
ACETOPHENONE							
ANTHRACENE							

Table E-2

Analytical Results for Groundwater Samples, August-September 2009
Lockheed Martin, Martin State Airport, Middle River, Maryland

SAMPLE ID:	MSA-DMW11S-090809	MSA-DMW11I-090809	MSA-MW14I-090809	MSA-MW14D-090809	MSA-MW15S-082509	MSA-MW15I-082609	MSA-MW15D-082509
LABORATORY ID:	A9I090172011	A9I090172010	A9I090172002	A9I090172003	A9H260266001	A9H270136003	A9H260266002
SAMPLE DATE:	9/8/2009	9/8/2009	9/8/2009	9/8/2009	8/25/2009	8/26/2009	8/25/2009
LOCATION:	MSA-DMW11S	MSA-DMW11I	MSA-MW14I	MSA-MW14D	MSA-MW15S	MSA-MW15I	MSA-MW15D
ATRAZINE							
BENZALDEHYDE							
BENZO(A)ANTHRACENE							
BENZO(A)PYRENE							
BENZO(B)FLUORANTHENE							
BENZO(G,H,I)PERYLENE							
BENZO(K)FLUORANTHENE							
BIS(2-CHLOROETHOXY)METHANE							
BIS(2-CHLOROETHYL)ETHER							
BIS(2-ETHYLHEXYL)PHTHALATE							
BUTYL BENZYL PHTHALATE							
CAPROLACTAM							
CARBAZOLE							
CHRYSENE							
DIBENZO(A,H)ANTHRACENE							
DIBENZOFURAN							
DIETHYL PHTHALATE							
DIMETHYL PHTHALATE							
DI-N-BUTYL PHTHALATE							
DI-N-OCTYL PHTHALATE							
FLUORANTHENE							
FLUORENE							
HEXACHLOROBENZENE							
HEXACHLOROBUTADIENE							
HEXACHLOROCYCLOPENTADIENE							
HEXACHLOROETHANE							
INDENO(1,2,3-CD)PYRENE							

Table E-2

Analytical Results for Groundwater Samples, August-September 2009
Lockheed Martin, Martin State Airport, Middle River, Maryland

SAMPLE ID:	MSA-DMW11S-090809	MSA-DMW11I-090809	MSA-MW14I-090809	MSA-MW14D-090809	MSA-MW15S-082509	MSA-MW15I-082609	MSA-MW15D-082509
LABORATORY ID:	A9I090172011	A9I090172010	A9I090172002	A9I090172003	A9H260266001	A9H270136003	A9H260266002
SAMPLE DATE:	9/8/2009	9/8/2009	9/8/2009	9/8/2009	8/25/2009	8/26/2009	8/25/2009
LOCATION:	MSA-DMW11S	MSA-DMW11I	MSA-MW14I	MSA-MW14D	MSA-MW15S	MSA-MW15I	MSA-MW15D
ISOPHORONE							
NAPHTHALENE							
NITROBENZENE							
N-NITROSODIMETHYLAMINE							
N-NITROSO-DI-N-PROPYLAMINE							
N-NITROSODIPHENYLAMINE							
PENTACHLOROPHENOL							
PHENANTHRENE							
PHENOL							
PYRENE							
TOTAL METALS (ug/l)							
ANTIMONY	0.14 B	0.055 U	0.23 B	0.17 B	0.081 B	0.15 B	0.14 B
ARSENIC	4.7	0.21 U	24.4	0.62 B	3.3	5.6	0.21 U
BARIUM	47.6	3.1	14.5	7.4	20.8	37.8	15.2
BERYLLIUM	0.037 U	0.037 U	0.037 U	0.26 B	0.85	0.48 B	0.085
CADMIUM	0.027 U	0.042 B	0.027 U	0.25 B	0.58	0.13 B	0.073
CALCIUM			189000				
CHROMIUM	0.48 B	0.49 B	1.3	0.9	3.9	10.6	3.3
COBALT	22.2	0.91	14.3	13.9	113	44.1	10.8
COPPER	0.55	3.3	0.22 B	5	24.4	1.9 B	4.1
IRON	22100	608	71600	239	8480	19100	7420
LEAD	0.048 B	0.84 B	0.05 B	0.2 B	1.3	2.1	0.4
MAGNESIUM			31200				
MANGANESE	1090	57.1	2230 J	34.4	146	254	131
MERCURY	0.1 U	0.24 K	0.1 U	0.11 K	0.1 UL	0.1 UL	0.1 UL
MOLYBDENUM	0.28 B	4.3	0.91 B	0.38 B	0.2 U	1.6	0.97
NICKEL	8.1	1.7	8.6	21.3	132	48.3	16.4

Table E-2

Analytical Results for Groundwater Samples, August-September 2009
Lockheed Martin, Martin State Airport, Middle River, Maryland

SAMPLE ID:	MSA-DMW11S-090809	MSA-DMW11I-090809	MSA-MW14I-090809	MSA-MW14D-090809	MSA-MW15S-082509	MSA-MW15I-082609	MSA-MW15D-082509
LABORATORY ID:	A9I090172011	A9I090172010	A9I090172002	A9I090172003	A9H260266001	A9H270136003	A9H260266002
SAMPLE DATE:	9/8/2009	9/8/2009	9/8/2009	9/8/2009	8/25/2009	8/26/2009	8/25/2009
LOCATION:	MSA-DMW11S	MSA-DMW11I	MSA-MW14I	MSA-MW14D	MSA-MW15S	MSA-MW15I	MSA-MW15D
POTASSIUM			11300				
SELENIUM	1.1	0.14 U	0.43	0.14 U	2.1	0.45	0.14 U
SILICA			4270				
SILVER	0.033 U	0.033 U	0.033 U	0.033 U	0.033 U	0.033 U	0.033 U
SODIUM			44600				
THALLIUM	0.12 U	0.12 U	0.2	0.15 B	0.12 U	0.12 U	0.12 U
VANADIUM	0.6 U	0.6 U	0.64	0.62	4.7	9.8	1.3
ZINC	21.6 B	12.9 B	2.9 B	51.6 B	128	58.7	21.3 B
FILTERED METALS (ug/l)							
ANTIMONY	0.11 B	0.055 U	0.25 B	0.081 B	0.07 B	0.069 B	0.081 B
ARSENIC	4.5	0.21 U	23.6	0.21 U	2.6	4.5	0.21 U
BARIUM	46.3	2.9	13.8	7.2	22	34.2	11.9
BERYLLIUM	0.037 U	0.037 U	0.047 B	0.26	0.9	0.32 B	0.091
CADMIUM	0.027 U	0.034 B	0.027 U	0.24 B	0.65	0.09 B	0.041
CHROMIUM	0.57 B	0.2 B	0.92	0.39 B	3.6	10.3	0.3 B
COBALT	21	0.63	13.7	14.3	113	45.9	10.3
COPPER	0.22 B	2.1	0.082 B	4.6	24.6	1.3 B	0.23 B
IRON	22400	73.9 B	70900	11.2 B	7800	17700	6740
LEAD	0.045 B	0.076 B	0.072 B	0.082 B	1.1	0.77 B	0.054 B
MANGANESE	1040	19.9	2200 J	35	146	246	134
MERCURY	0.1 U	0.11 K	0.1 U	0.1 U	0.1 UL	0.24 B	0.1 U
MOLYBDENUM	0.29 B	2.6	0.89 B	0.2 U	0.2 U	0.66 B	0.48
NICKEL	6.6	1.8	6.7	21.8	133	49.9	15.9
SELENIUM	1.4	0.14 U	0.48	0.14 U	1.6	0.26	0.14 U
SILVER	0.033 U	0.033 U	0.033 U	0.033 U	0.033 U	0.033 U	0.033 U
THALLIUM	0.12 U	0.12 U	0.22 B	0.12 U	0.12 U	0.12 U	0.12 U
VANADIUM	0.6 U	0.6 U	0.6 U	0.6 U	2.2	9.2	0.6 U

Table E-2

Analytical Results for Groundwater Samples, August-September 2009
Lockheed Martin, Martin State Airport, Middle River, Maryland

SAMPLE ID:	MSA-DMW11S-090809	MSA-DMW11I-090809	MSA-MW14I-090809	MSA-MW14D-090809	MSA-MW15S-082509	MSA-MW15I-082609	MSA-MW15D-082509
LABORATORY ID:	A9I090172011	A9I090172010	A9I090172002	A9I090172003	A9H260266001	A9H270136003	A9H260266002
SAMPLE DATE:	9/8/2009	9/8/2009	9/8/2009	9/8/2009	8/25/2009	8/26/2009	8/25/2009
LOCATION:	MSA-DMW11S	MSA-DMW11I	MSA-MW14I	MSA-MW14D	MSA-MW15S	MSA-MW15I	MSA-MW15D
ZINC	17.8 B	9.9 B	3.5 B	54.2 B	127	59	16.3 B
MISCELLANEOUS (mg/l)							
ALKALINITY			110 J				
CHLORIDE			23.3 J				
DISSOLVED ORGANIC CARBON			10				
HEXAVALENT CHROMIUM	0.01	0.002 U	0.003	0.002 U	0.002 U	0.002 U	0.002 U
NITRATE-N			0.023 U				
NITRITE-N			0.012 U				
ORTHOPHOSPHATE-P			0.044 U				
SULFATE			649 J				
TOTAL DISSOLVED SOLIDS			1100				
MISCELLANEOUS (ug/l)							
PERCHLORATE	0.082 U	0.082 U	0.082 U	0.082 U	0.082 U	0.091 J	0.46 J
PETROLEUM HYDROCARBONS (ug/l)							
DIESEL RANGE ORGANICS	920				150		
GASOLINE RANGE ORGANICS	17000 J				610		

Table E-2

Analytical Results for Groundwater Samples, August-September 2009
Lockheed Martin, Martin State Airport, Middle River, Maryland

SAMPLE ID:	MSA-MW16S-082609	MSA-MW16I-082609	MSA-MW16D-082709	MSA-MW17S-082809	MSA-MW17I-082809	MSA-MW18S-090109	MSA-MW18I-090109
LABORATORY ID:	A9H270136004	A9H270136005	A9H280119001	A9H290107002	A9H290107001	A9I020192006	A9I020192007
SAMPLE DATE:	8/26/2009	8/26/2009	8/27/2009	8/28/2009	8/28/2009	9/1/2009	9/1/2009
LOCATION:	MSA-MW16S	MSA-MW16I	MSA-MW16D	MSA-MW17S	MSA-MW17I	MSA-MW18S	MSA-MW18I
VOLATILES (ug/l)							
1,1,1,2-TETRACHLOROETHANE	0.33 U	3.3 U	0.23 U	0.23 U	1.5 U	29 U	77 U
1,1,1-TRICHLOROETHANE	0.31 U	3.1 U	0.22 U	0.22 U	1.5 U	28 U	73 U
1,1,2,2-TETRACHLOROETHANE	0.26 U	2.6 U	0.18 U	0.18 U	1.2 U	22 U	60 U
1,1,2-TRICHLOROTRIFLUOROETHANE	0.4 U	4 U	0.28 U	0.28 U	1.9 U	35 U	93 U
1,1-DICHLOROETHANE	0.21 U	2.1 U	0.15 U	0.15 U	1 U	19 U	50 U
1,1-DICHLOROETHENE	0.27 U	2.7 U	0.19 U	0.19 U	1.3 U	24 U	63 U
1,1-DICHLOROPROPENE	0.19 U	1.9 U	0.13 U	0.13 U	0.87 U	16 U	43 U
1,2,3-TRICHLOROBENZENE	0.24 U	2.4 U	0.17 U	0.17 U	1.1 U	21 U	57 U
1,2,3-TRICHLOROPROPANE	0.61 U	6.1 U	0.43 U	0.43 U	2.9 U	54 U	140 U
1,2,3-TRIMETHYLBENZENE	0.0084 U	0.084 U	0.0059 U	0.0059 U	0.039 U	0.74 U	2 U
1,2,4-TRICHLOROBENZENE	0.73 J	2.1 U	0.15 U	0.15 U	1 U	29 J	92 J
1,2,4-TRIMETHYLBENZENE	0.17 U	1.7 U	0.12 U	0.12 U	0.8 U	15 U	40 U
1,2-DIBROMO-3-CHLOROPROPANE	0.96 U	9.6 U	0.67 U	0.67 U	4.5 U	84 U	220 U
1,2-DIBROMOETHANE	0.34 U	3.4 U	0.24 U	0.24 U	1.6 U	30 U	80 U
1,2-DICHLOROBENZENE	1.2 J	1.9 U	0.13 U	0.13 U	0.87 U	16 U	43 U
1,2-DICHLOROETHANE	0.31 U	3.1 U	0.22 U	0.22 U	1.9 J	30 J	73 U
1,2-DICHLOROPROPANE	0.26 U	2.6 U	0.18 U	0.18 U	1.2 U	22 U	60 U
1,3-DICHLOROBENZENE	0.4 J	2 U	0.14 U	0.14 U	0.93 U	18 U	47 U
1,3-DICHLOROPROPANE	0.23 U	2.3 U	0.16 U	0.16 U	1.1 U	20 U	53 U
1,4-DICHLOROBENZENE	0.45 J	1.9 U	0.13 U	0.13 U	0.87 U	16 U	43 U
1,4-DIOXANE	790 L	1 U	1 U	1 U	1 U	150	350
2,2-DICHLOROPROPANE	0.19 U	1.9 U	0.13 U	0.13 U	0.87 U	16 U	43 U
2-BUTANONE	0.82 U	8.1 U	0.57 U	0.57 U	3.8 U	71 U	190 U
2-CHLOROETHYL VINYL ETHER	1.4 U	14 U	0.99 U	0.99 U	6.6 U	120 U	330 U
2-CHLOROTOLUENE	0.16 U	1.6 U	0.11 U	0.11 U	0.73 U	14 U	37 U
2-HEXANONE	0.59 U	5.9 U	0.41 U	0.41 U	2.7 U	51 U	140 U

Table E-2

Analytical Results for Groundwater Samples, August-September 2009
Lockheed Martin, Martin State Airport, Middle River, Maryland
Page 42 of 80

SAMPLE ID:	MSA-MW16S-082609	MSA-MW16I-082609	MSA-MW16D-082709	MSA-MW17S-082809	MSA-MW17I-082809	MSA-MW18S-090109	MSA-MW18I-090109
LABORATORY ID:	A9H270136004	A9H270136005	A9H280119001	A9H290107002	A9H290107001	A9I020192006	A9I020192007
SAMPLE DATE:	8/26/2009	8/26/2009	8/27/2009	8/28/2009	8/28/2009	9/1/2009	9/1/2009
LOCATION:	MSA-MW16S	MSA-MW16I	MSA-MW16D	MSA-MW17S	MSA-MW17I	MSA-MW18S	MSA-MW18I
4-CHLOROTOLUENE	0.26 U	2.6 U	0.18 U	0.18 U	1.2 U	22 U	60 U
4-ISOPROPYLTOLUENE	0.17 U	1.7 U	0.12 U	0.12 U	0.8 U	15 U	40 U
4-METHYL-2-PENTANONE	0.46 U	4.6 U	0.32 U	0.32 U	2.1 U	40 U	110 U
ACETONE	4.8 B	35 B	2.8 B	2 B	12 B	140 U	370 U
BENZENE	2.6	1.9 U	0.13 U	0.13 U	0.87 U	16 U	43 U
BROMOBENZENE	0.19 U	1.9 U	0.13 U	0.13 U	0.87 U	16 U	43 U
BROMOCHLOROMETHANE	0.41 U	4.1 U	0.29 U	0.29 U	1.9 U	36 U	97 U
BROMODICHLOROMETHANE	0.21 U	2.1 U	0.15 U	0.15 U	1 U	19 U	50 U
BROMOFORM	0.92 U	9.1 U	0.64 U	0.64 U	4.3 U	80 U	210 U
BROMOMETHANE	0.59 U	5.9 U	0.41 U	0.41 U	2.7 U	51 U	140 U
CARBON DISULFIDE	0.19 U	1.9 U	0.13 U	0.13 U	0.87 U	16 U	43 U
CARBON TETRACHLORIDE	0.19 U	1.9 U	0.13 U	0.13 U	0.87 U	16 U	43 U
CHLOROBENZENE	0.21 U	2.1 U	0.15 U	0.15 U	1 U	19 U	50 U
CHLORODIBROMOMETHANE	0.26 U	2.6 U	0.18 U	0.18 U	1.2 U	22 U	60 U
CHLOROETHANE	0.41 U	4.1 U	0.29 U	0.29 U	1.9 U	36 U	97 U
CHLOROFORM	0.23 U	2.3 U	0.16 U	0.16 U	1.1 U	20 U	53 U
CHLOROMETHANE	0.43 U	4.3 U	0.3 U	0.3 U	2 U	38 U	100 U
CIS-1,2-DICHLOROETHENE	9.8	130	0.17 U	0.51 J	160	370	1100
CIS-1,3-DICHLOROPROPENE	0.2 U	2 U	0.14 U	0.14 U	0.93 U	18 U	47 U
DIBROMOMETHANE	0.4 U	4 U	0.28 U	0.28 U	1.9 U	35 U	93 U
DICHLORODIFLUOROMETHANE	0.44 U	4.4 U	0.31 U	0.31 U	2.1 U	39 U	100 U
DIISOPROPYL ETHER	2.1 U	21 U	1.5 U	1.5 U	10 U	190 U	500 U
ETHANE						0.95	2.7
ETHENE						8	26
ETHYL TERT-BUTYL ETHER	0.16 U	1.6 U	0.11 U	0.11 U	0.73 U	14 U	37 U
ETHYLBENZENE	0.24 U	2.4 U	0.17 U	0.17 U	1.1 U	21 U	57 U
HEXACHLOROBUTADIENE	0.43 U	4.3 U	0.3 U	0.3 U	2 U	38 U	100 U

Table E-2

Analytical Results for Groundwater Samples, August-September 2009
Lockheed Martin, Martin State Airport, Middle River, Maryland

SAMPLE ID:	MSA-MW16S-082609	MSA-MW16I-082609	MSA-MW16D-082709	MSA-MW17S-082809	MSA-MW17I-082809	MSA-MW18S-090109	MSA-MW18I-090109
LABORATORY ID:	A9H270136004	A9H270136005	A9H280119001	A9H290107002	A9H290107001	A9I020192006	A9I020192007
SAMPLE DATE:	8/26/2009	8/26/2009	8/27/2009	8/28/2009	8/28/2009	9/1/2009	9/1/2009
LOCATION:	MSA-MW16S	MSA-MW16I	MSA-MW16D	MSA-MW17S	MSA-MW17I	MSA-MW18S	MSA-MW18I
ISOPROPYLBENZENE	0.19 U	1.9 U	0.13 U	0.13 U	0.87 U	16 U	43 U
M+P-XYLENES	0.34 U	3.4 U	0.24 U	0.24 U	1.6 U	30 U	80 U
METHANE						230	390
METHYL TERT-BUTYL ETHER	0.24 U	2.4 U	0.17 U	0.17 U	1.1 U	21 U	57 U
METHYLENE CHLORIDE	0.47 U	4.7 U	0.33 U	0.33 U	2.2 U	43 B	110 U
NAPHTHALENE	0.34 U	3.4 U	0.24 U	0.24 U	1.6 U	30 U	80 U
N-BUTYLBENZENE	0.17 U	1.7 U	0.12 U	0.12 U	0.8 U	15 U	40 U
N-PROPYLBENZENE	0.2 U	2 U	0.14 U	0.14 U	0.93 U	18 U	47 U
O-XYLENE	0.2 U	2 U	0.14 U	0.14 U	0.93 U	18 U	47 U
SEC-BUTYLBENZENE	0.19 U	1.9 U	0.13 U	0.13 U	0.87 U	16 U	43 U
STYRENE	0.16 U	1.6 U	0.11 U	0.11 U	0.73 U	14 U	37 U
TERT-AMYL METHYL ETHER	0.096 U	0.96 U	0.067 U	0.067 U	0.45 U	8.4 U	22 U
TERT-BUTYLBENZENE	0.19 U	1.9 U	0.13 U	0.13 U	0.87 U	16 U	43 U
TERTIARY-BUTYL ALCOHOL	5.6 UR	56 UR	3.9 UR	3.9 UR	26 UR	490 UR	1300 UR
TETRACHLOROETHENE	0.41 U	4.1 U	0.29 U	0.29 U	1.9 U	36 U	97 U
TOLUENE	0.19 U	1.9 U	0.13 U	0.13 U	0.87 U	16 U	43 U
TOTAL XYLENES	0.4 U	4 U	0.28 U	0.28 U	1.9 U	35 U	93 U
TRANS-1,2-DICHLOROETHENE	0.27 U	2.7 U	0.19 U	0.19 U	1.3 U	24 U	63 U
TRANS-1,3-DICHLOROPROPENE	0.27 U	2.7 U	0.19 U	0.19 U	1.3 U	24 U	63 U
TRICHLOROETHENE	0.24 U	470	0.17 U	0.17 U	170	4000	12000
TRICHLOROFLUOROMETHANE	0.3 U	3 U	0.21 U	0.21 U	1.4 U	26 U	70 U
VINYL ACETATE	0.27 U	2.7 U	0.19 U	0.19 U	1.3 U	24 U	63 U
VINYL CHLORIDE	42	8.5 J	0.22 U	0.71 J	12 J	250	650
SEMIVOLATILES (ug/l)							
1,1-BIPHENYL							
1,4-DIOXANE							
2,2'-OXYBIS(1-CHLOROPROPANE)							

Table E-2

Analytical Results for Groundwater Samples, August-September 2009
Lockheed Martin, Martin State Airport, Middle River, Maryland

SAMPLE ID:	MSA-MW16S-082609	MSA-MW16I-082609	MSA-MW16D-082709	MSA-MW17S-082809	MSA-MW17I-082809	MSA-MW18S-090109	MSA-MW18I-090109
LABORATORY ID:	A9H270136004	A9H270136005	A9H280119001	A9H290107002	A9H290107001	A9I020192006	A9I020192007
SAMPLE DATE:	8/26/2009	8/26/2009	8/27/2009	8/28/2009	8/28/2009	9/1/2009	9/1/2009
LOCATION:	MSA-MW16S	MSA-MW16I	MSA-MW16D	MSA-MW17S	MSA-MW17I	MSA-MW18S	MSA-MW18I
2,4,5-TRICHLOROPHENOL							
2,4,6-TRICHLOROPHENOL							
2,4-DICHLOROPHENOL							
2,4-DIMETHYLPHENOL							
2,4-DINITROPHENOL							
2,4-DINITROTOLUENE							
2,6-DINITROTOLUENE							
2-CHLORONAPHTHALENE							
2-CHLOROPHENOL							
2-METHYLNAPHTHALENE							
2-METHYLPHENOL							
2-NITROANILINE							
2-NITROPHENOL							
3,3'-DICHLOROBENZIDINE							
3-NITROANILINE							
4,6-DINITRO-2-METHYLPHENOL							
4-BROMOPHENYL PHENYL ETHER							
4-CHLORO-3-METHYLPHENOL							
4-CHLOROANILINE							
4-CHLOROPHENYL PHENYL ETHER							
4-METHYLPHENOL							
4-NITROANILINE							
4-NITROPHENOL							
ACENAPHTHENE							
ACENAPHTHYLENE							
ACETOPHENONE							
ANTHRACENE							

Table E-2

Analytical Results for Groundwater Samples, August-September 2009
Lockheed Martin, Martin State Airport, Middle River, Maryland

SAMPLE ID:	MSA-MW16S-082609	MSA-MW16I-082609	MSA-MW16D-082709	MSA-MW17S-082809	MSA-MW17I-082809	MSA-MW18S-090109	MSA-MW18I-090109
LABORATORY ID:	A9H270136004	A9H270136005	A9H280119001	A9H290107002	A9H290107001	A9I020192006	A9I020192007
SAMPLE DATE:	8/26/2009	8/26/2009	8/27/2009	8/28/2009	8/28/2009	9/1/2009	9/1/2009
LOCATION:	MSA-MW16S	MSA-MW16I	MSA-MW16D	MSA-MW17S	MSA-MW17I	MSA-MW18S	MSA-MW18I
ATRAZINE							
BENZALDEHYDE							
BENZO(A)ANTHRACENE							
BENZO(A)PYRENE							
BENZO(B)FLUORANTHENE							
BENZO(G,H,I)PERYLENE							
BENZO(K)FLUORANTHENE							
BIS(2-CHLOROETHOXY)METHANE							
BIS(2-CHLOROETHYL)ETHER							
BIS(2-ETHYLHEXYL)PHTHALATE							
BUTYL BENZYL PHTHALATE							
CAPROLACTAM							
CARBAZOLE							
CHRYSENE							
DIBENZO(A,H)ANTHRACENE							
DIBENZOFURAN							
DIETHYL PHTHALATE							
DIMETHYL PHTHALATE							
DI-N-BUTYL PHTHALATE							
DI-N-OCTYL PHTHALATE							
FLUORANTHENE							
FLUORENE							
HEXACHLOROBENZENE							
HEXACHLOROBUTADIENE							
HEXACHLOROCYCLOPENTADIENE							
HEXACHLOROETHANE							
INDENO(1,2,3-CD)PYRENE							

Table E-2

Analytical Results for Groundwater Samples, August-September 2009
Lockheed Martin, Martin State Airport, Middle River, Maryland

SAMPLE ID:	MSA-MW16S-082609	MSA-MW16I-082609	MSA-MW16D-082709	MSA-MW17S-082809	MSA-MW17I-082809	MSA-MW18S-090109	MSA-MW18I-090109
LABORATORY ID:	A9H270136004	A9H270136005	A9H280119001	A9H290107002	A9H290107001	A9I020192006	A9I020192007
SAMPLE DATE:	8/26/2009	8/26/2009	8/27/2009	8/28/2009	8/28/2009	9/1/2009	9/1/2009
LOCATION:	MSA-MW16S	MSA-MW16I	MSA-MW16D	MSA-MW17S	MSA-MW17I	MSA-MW18S	MSA-MW18I
ISOPHORONE							
NAPHTHALENE							
NITROBENZENE							
N-NITROSODIMETHYLAMINE							
N-NITROSO-DI-N-PROPYLAMINE							
N-NITROSODIPHENYLAMINE							
PENTACHLOROPHENOL							
PHENANTHRENE							
PHENOL							
PYRENE							
TOTAL METALS (ug/l)							
ANTIMONY	0.055 U	0.33 B	0.096 B	0.055 U	0.055 U	0.11 B	0.043 U
ARSENIC	3.3	49.9	1.1	7.2	10.6	1.8	10.3
BARIUM	50.6	79.7	9.2	67.7	14.9	52	46.4
BERYLLIUM	2.8	0.67	0.1 B	0.037 U	0.037 U	0.2	3.6
CADMIUM	0.027 UL	0.2 B	0.041 B	0.027 UL	0.027 UL	0.07 B	89
CALCIUM						186000	43200
CHROMIUM	11.3	3 K	2.7	1.2 B	0.75 B	2.6 K	3.3
COBALT	21.7	21	5.7	0.52	9.1	88.7 L	330 L
COPPER	0.25 B	2.2	3.5 B	2.6 B	1.3 B	0.94 B	60.2
IRON	33400	18800	2950	41600	11300	163000	27200
LEAD	0.13 B	7.3	0.57 B	0.34 B	0.82	0.092 B	0.99
MAGNESIUM						202000	41100
MANGANESE	1660	195	31.2	907	79.5	4420	5490
MERCURY	0.1 UL	0.1 UL	0.1 UL	0.1 UL	0.1 UL	0.1 U	0.1 U
MOLYBDENUM	0.27 B	3	0.5 B	0.91 B	0.26 B	0.26 B	0.23 U
NICKEL	31.9	31.2	8.1	0.2 B	9.5	58.2	200

Table E-2

Analytical Results for Groundwater Samples, August-September 2009
Lockheed Martin, Martin State Airport, Middle River, Maryland

SAMPLE ID:	MSA-MW16S-082609	MSA-MW16I-082609	MSA-MW16D-082709	MSA-MW17S-082809	MSA-MW17I-082809	MSA-MW18S-090109	MSA-MW18I-090109
LABORATORY ID:	A9H270136004	A9H270136005	A9H280119001	A9H290107002	A9H290107001	A9I020192006	A9I020192007
SAMPLE DATE:	8/26/2009	8/26/2009	8/27/2009	8/28/2009	8/28/2009	9/1/2009	9/1/2009
LOCATION:	MSA-MW16S	MSA-MW16I	MSA-MW16D	MSA-MW17S	MSA-MW17I	MSA-MW18S	MSA-MW18I
POTASSIUM						42500 J	5880 J
SELENIUM	1.8	0.78	0.19	0.14 U	0.14 U	1.1 B	17.1
SILICA						30200	11600
SILVER	0.033 U	0.033 U	0.033 U	0.033 U	0.033 U	0.02 U	0.02 U
SODIUM						560000	162000
THALLIUM	0.12 U	0.12 U	0.15 B	0.12 U	0.12 U	0.072 U	0.23 B
VANADIUM	17.7	3.4	3.5	1.2	0.6 U	1.3	4.6
ZINC	171	43.6	15.7 B	10.3 B	19.7 B	65 K	363
FILTERED METALS (ug/l)							
ANTIMONY	0.057 B	0.055 U	0.055 U	0.055 U	0.055 U	0.12 B	0.043 U
ARSENIC	2	39.2	0.21 U	7	11.7	1.4	8
BARIUM	47.4	6.6	6.7	65.4	14.5	49.7	47.8
BERYLLIUM	0.32 B	0.037 U	0.076 B	0.037 U	0.038 B	0.24	2.8
CADMIUM	0.027 UL	0.027 U	0.045 B	0.027 UL	0.027 UL	0.047 B	81.1
CHROMIUM	3.5	0.39 B	0.2 B	0.7 B	0.32 B	2 K	1.9 K
COBALT	17.6	6.7	6.2	0.53	9.2	107 L	333 L
COPPER	0.064 U	0.064 U	1.3 B	0.064 U	0.064 U	0.49 B	22.2
IRON	32800	4590	1270	41600	11500	138000	22300
LEAD	0.11 B	0.085 B	0.07 B	0.1 B	0.15 B	0.043 B	0.33 K
MANGANESE	1740	57.3	30.6	876	82.3	4180	5560
MERCURY	0.1 UL	0.1 UL	0.1 U	0.1 U	0.1 U	0.1 U	0.1 U
MOLYBDENUM	0.2 U	1.9	0.2 U	0.95 B	0.27 B	0.23 U	0.23 U
NICKEL	22.1	9.6	8.9	0.32 B	9.1	72.2	200
SELENIUM	0.47	0.14 U	0.15	0.14 U	0.14 U	1.2 B	14
SILVER	0.033 U	0.033 U	0.033 U	0.033 U	0.033 U	0.02 U	0.02 U
THALLIUM	0.12 U	0.12 U	0.12 U	0.12 U	0.12 U	0.072 U	0.21 B
VANADIUM	2.7	0.6 U	0.6 U	0.6 U	0.6 U	0.81	2.7

Table E-2

Analytical Results for Groundwater Samples, August-September 2009
Lockheed Martin, Martin State Airport, Middle River, Maryland

SAMPLE ID:	MSA-MW16S-082609	MSA-MW16I-082609	MSA-MW16D-082709	MSA-MW17S-082809	MSA-MW17I-082809	MSA-MW18S-090109	MSA-MW18I-090109
LABORATORY ID:	A9H270136004	A9H270136005	A9H280119001	A9H290107002	A9H290107001	A9I020192006	A9I020192007
SAMPLE DATE:	8/26/2009	8/26/2009	8/27/2009	8/28/2009	8/28/2009	9/1/2009	9/1/2009
LOCATION:	MSA-MW16S	MSA-MW16I	MSA-MW16D	MSA-MW17S	MSA-MW17I	MSA-MW18S	MSA-MW18I
ZINC	6.1 B	11.1 B	16.1 B	2.1 B	5.4 B	85.6	356
MISCELLANEOUS (mg/l)							
ALKALINITY						270	26
CHLORIDE						594	305
DISSOLVED ORGANIC CARBON						33	6
HEXAVALENT CHROMIUM	0.002 U	0.002 U	0.009 R	0.003 R	0.002 R	0.002 UL	0.002 UL
NITRATE-N						0.023 UJ	0.023 U
NITRITE-N						0.012 UJ	0.012 U
ORTHOPHOSPHATE-P						0.044 U	0.044 U
SULFATE						1600	439
TOTAL DISSOLVED SOLIDS						3500	1100
MISCELLANEOUS (ug/l)							
PERCHLORATE	0.082 U	0.082 U	0.33 J	0.082 U	0.22 J	0.082 U	0.13 J
PETROLEUM HYDROCARBONS (ug/l)							
DIESEL RANGE ORGANICS	160 B			46 U		320 B	
GASOLINE RANGE ORGANICS	41 J			35 J		1700 J	

Table E-2

Analytical Results for Groundwater Samples, August-September 2009
Lockheed Martin, Martin State Airport, Middle River, Maryland

SAMPLE ID:	MSA-MW19I-090109	MSA-MW19D-090109	MSA-MW20S-082609	MSA-MW20I-082709	MSA-MW20D-082709	MSA-MW22D-083109	MSA-MW23S-083109
LABORATORY ID:	A9I020192008	A9I020192004	A9H270136002	A9H280119002	A9H280119003	A9I010149006	A9I010149002
SAMPLE DATE:	9/1/2009	9/1/2009	8/26/2009	8/27/2009	8/27/2009	8/31/2009	8/31/2009
LOCATION:	MSA-MW19I	MSA-MW19D	MSA-MW20S	MSA-MW20I	MSA-MW20D	MSA-MW22D	MSA-MW23S
VOLATILES (ug/l)							
1,1,1,2-TETRACHLOROETHANE	1.2 U	0.23 U	15 U	2.3 U	0.23 U	0.23 U	0.23 U
1,1,1-TRICHLOROETHANE	1.1 U	0.22 U	15 U	2.2 U	0.22 U	0.22 U	0.22 U
1,1,2,2-TETRACHLOROETHANE	0.9 U	0.18 U	12 U	1.8 U	0.18 U	0.18 U	0.18 U
1,1,2-TRICHLOROTRIFLUOROETHANE	1.4 U	0.28 U	19 U	2.8 U	0.28 U	0.28 U	0.28 U
1,1-DICHLOROETHANE	0.75 U	0.15 U	10 U	1.5 U	0.15 U	0.15 U	0.15 U
1,1-DICHLOROETHENE	0.97 J	0.19 U	14 J	1.9 U	0.19 U	0.19 U	0.27 J
1,1-DICHLOROPROPENE	0.65 U	0.13 U	8.7 U	1.3 U	0.13 U	0.13 U	0.13 U
1,2,3-TRICHLOROBENZENE	0.85 U	0.17 U	11 U	1.7 U	0.17 U	0.17 U	0.17 U
1,2,3-TRICHLOROPROPANE	2.2 U	0.43 U	29 U	4.3 U	0.43 U	0.43 U	0.43 U
1,2,3-TRIMETHYLBENZENE	0.03 U	0.0059 U	0.39 U	0.059 U	0.0059 U	0.0059 U	0.0059 U
1,2,4-TRICHLOROBENZENE	0.75 U	0.15 U	10 U	1.5 U	0.15 U	0.15 U	0.15 U
1,2,4-TRIMETHYLBENZENE	0.6 U	0.12 U	8 U	1.2 U	0.12 U	0.12 U	0.12 U
1,2-DIBROMO-3-CHLOROPROPANE	3.4 U	0.67 U	45 U	6.7 U	0.67 U	0.67 U	0.67 U
1,2-DIBROMOETHANE	1.2 U	0.24 U	16 U	2.4 U	0.24 U	0.24 U	0.24 U
1,2-DICHLOROBENZENE	0.65 U	0.13 U	8.7 U	1.3 U	0.13 U	0.13 U	0.36 J
1,2-DICHLOROETHANE	2.7 J	0.22 U	15 U	2.4 J	0.69 J	0.22 U	0.42 J
1,2-DICHLOROPROPANE	0.9 U	0.18 U	12 U	1.8 U	0.18 U	0.18 U	0.18 U
1,3-DICHLOROBENZENE	0.7 U	0.14 U	9.3 U	1.4 U	0.14 U	0.14 U	0.75 J
1,3-DICHLOROPROPANE	0.8 U	0.16 U	11 U	1.6 U	0.16 U	0.16 U	0.16 U
1,4-DICHLOROBENZENE	0.65 U	0.13 U	8.7 U	1.3 U	0.13 U	0.13 U	0.37 J
1,4-DIOXANE	33	1 UJ	1 U	22	5.8	1 U	17
2,2-DICHLOROPROPANE	0.65 U	0.13 U	8.7 U	1.3 U	0.13 U	0.13 U	0.13 U
2-BUTANONE	2.8 U	0.57 U	38 U	5.7 U	0.57 U	0.57 U	0.57 U
2-CHLOROETHYL VINYL ETHER	5 U	0.99 U	66 U	9.9 U	0.99 U	0.99 U	0.99 U
2-CHLOROTOLUENE	0.55 U	0.11 U	7.3 U	1.1 U	0.11 U	0.11 U	0.11 U
2-HEXANONE	2 U	0.41 U	27 U	4.1 U	0.41 U	0.41 U	0.41 U

Table E-2

Analytical Results for Groundwater Samples, August-September 2009
Lockheed Martin, Martin State Airport, Middle River, Maryland

SAMPLE ID:	MSA-MW19I-090109	MSA-MW19D-090109	MSA-MW20S-082609	MSA-MW20I-082709	MSA-MW20D-082709	MSA-MW22D-083109	MSA-MW23S-083109
LABORATORY ID:	A9I020192008	A9I020192004	A9H270136002	A9H280119002	A9H280119003	A9I010149006	A9I010149002
SAMPLE DATE:	9/1/2009	9/1/2009	8/26/2009	8/27/2009	8/27/2009	8/31/2009	8/31/2009
LOCATION:	MSA-MW19I	MSA-MW19D	MSA-MW20S	MSA-MW20I	MSA-MW20D	MSA-MW22D	MSA-MW23S
4-CHLOROTOLUENE	0.9 U	0.18 U	12 U	1.8 U	0.18 U	0.18 U	0.18 U
4-ISOPROPYLTOLUENE	0.6 U	0.12 U	8 U	1.2 U	0.12 U	0.12 U	0.12 U
4-METHYL-2-PENTANONE	1.6 U	0.32 U	21 U	3.2 U	0.32 U	0.32 U	0.32 U
ACETONE	5.5 U	1.5 B	170 B	24 B	2.8 B	2.1 B	3.9 B
BENZENE	0.65 U	0.13 U	38 J	1.3 U	0.13 U	0.13 U	2.1
BROMOBENZENE	0.65 U	0.13 U	8.7 U	1.3 U	0.13 U	0.13 U	0.13 U
BROMOCHLOROMETHANE	1.4 U	0.29 U	19 U	2.9 U	0.29 U	0.29 U	0.29 U
BROMODICHLOROMETHANE	0.75 U	0.15 U	10 U	1.5 U	0.15 U	0.15 U	0.15 U
BROMOFORM	3.2 U	0.64 U	43 U	6.4 U	0.64 U	0.64 U	0.64 U
BROMOMETHANE	2 U	0.41 U	27 U	4.1 U	0.41 U	0.41 U	0.41 U
CARBON DISULFIDE	0.65 U	0.13 U	8.7 U	1.3 U	0.13 U	0.67 J	0.13 U
CARBON TETRACHLORIDE	0.65 U	0.13 U	8.7 U	1.3 U	0.13 U	0.13 U	0.13 U
CHLOROBENZENE	0.75 U	0.15 U	560	29	0.15 U	0.15 U	0.43 J
CHLORODIBROMOMETHANE	0.9 U	0.18 U	12 U	1.8 U	0.18 U	0.18 U	0.18 U
CHLOROETHANE	1.4 U	0.29 U	19 U	2.9 U	0.29 U	0.29 U	0.29 U
CHLOROFORM	0.8 U	0.16 U	11 U	1.6 U	0.67 J	0.16 U	0.16 U
CHLOROMETHANE	1.5 U	0.3 U	20 U	3 U	0.3 U	0.3 U	0.3 U
CIS-1,2-DICHLOROETHENE	150	0.17 U	2000	250	2.9	0.17 U	9
CIS-1,3-DICHLOROPROPENE	0.7 U	0.14 U	9.3 U	1.4 U	0.14 U	0.14 U	0.14 U
DIBROMOMETHANE	1.4 U	0.28 U	19 U	2.8 U	0.28 U	0.28 U	0.28 U
DICHLORODIFLUOROMETHANE	1.6 U	0.31 U	21 U	3.1 U	0.31 U	0.31 U	0.31 U
DIISOPROPYL ETHER	7.5 U	1.5 U	100 U	15 U	1.5 U	1.5 U	1.5 U
ETHANE							
ETHENE							
ETHYL TERT-BUTYL ETHER	0.55 U	0.11 U	7.3 U	1.1 U	0.11 U	0.11 U	0.11 U
ETHYLBENZENE	0.85 U	0.17 U	27 J	1.7 U	0.17 U	0.17 U	0.17 U
HEXACHLOROBUTADIENE	1.5 U	0.3 U	20 U	3 U	0.3 U	0.3 U	0.3 U

Table E-2

Analytical Results for Groundwater Samples, August-September 2009
Lockheed Martin, Martin State Airport, Middle River, Maryland

SAMPLE ID:	MSA-MW19I-090109	MSA-MW19D-090109	MSA-MW20S-082609	MSA-MW20I-082709	MSA-MW20D-082709	MSA-MW22D-083109	MSA-MW23S-083109
LABORATORY ID:	A9I020192008	A9I020192004	A9H270136002	A9H280119002	A9H280119003	A9I010149006	A9I010149002
SAMPLE DATE:	9/1/2009	9/1/2009	8/26/2009	8/27/2009	8/27/2009	8/31/2009	8/31/2009
LOCATION:	MSA-MW19I	MSA-MW19D	MSA-MW20S	MSA-MW20I	MSA-MW20D	MSA-MW22D	MSA-MW23S
ISOPROPYLBENZENE	0.65 U	0.13 U	8.7 U	1.3 U	0.13 U	0.13 U	0.13 U
M+P-XYLENES	1.2 U	0.24 U	16 U	2.4 U	0.24 U	0.24 U	0.24 U
METHANE							
METHYL TERT-BUTYL ETHER	0.85 U	0.17 U	11 U	1.7 U	0.17 U	0.17 U	0.17 U
METHYLENE CHLORIDE	1.6 U	0.33 U	22 U	3.3 U	0.33 U	0.33 U	0.33 U
NAPHTHALENE	1.2 U	0.24 U	16 U	2.4 U	0.24 U	0.24 U	0.24 U
N-BUTYLBENZENE	0.6 U	0.12 U	8 U	1.2 U	0.12 U	0.12 U	0.12 U
N-PROPYLBENZENE	0.7 U	0.14 U	9.3 U	1.4 U	0.14 U	0.14 U	0.14 U
O-XYLENE	0.7 U	0.14 U	9.3 U	1.4 U	0.14 U	0.14 U	0.14 U
SEC-BUTYLBENZENE	0.65 U	0.13 U	8.7 U	1.3 U	0.13 U	0.13 U	0.26 J
STYRENE	0.55 U	0.11 U	7.3 U	1.1 U	0.11 U	0.11 U	0.11 U
TERT-AMYL METHYL ETHER	0.34 U	0.067 U	4.5 U	0.67 U	0.067 U	0.067 U	0.067 U
TERT-BUTYLBENZENE	0.65 U	0.13 U	8.7 U	1.3 U	0.13 U	0.13 U	0.36 J
TERTIARY-BUTYL ALCOHOL	20 UR	3.9 UR	260 UR	39 UR	3.9 UR	3.9 UR	3.9 UR
TETRACHLOROETHENE	1.4 U	0.29 U	19 U	2.9 U	0.29 U	0.29 U	0.29 U
TOLUENE	0.65 U	0.13 U	15 J	1.3 U	0.13 U	0.13 U	0.13 U
TOTAL XYLENES	1.4 U	0.28 U	19 U	2.8 U	0.28 U	0.28 U	0.28 U
TRANS-1,2-DICHLOROETHENE	1.2 J	0.19 U	27 J	1.9 U	0.19 U	0.19 U	0.23 J
TRANS-1,3-DICHLOROPROPENE	0.95 U	0.19 U	13 U	1.9 U	0.19 U	0.19 U	0.19 U
TRICHLOROETHENE	120	3.7	640	42	26	0.17 U	0.17 U
TRICHLOROFLUOROMETHANE	1 U	0.21 U	14 U	2.1 U	0.21 U	0.21 U	0.21 U
VINYL ACETATE	0.95 U	0.19 U	13 U	1.9 U	0.19 U	0.19 U	0.19 U
VINYL CHLORIDE	94	0.22 U	900 J	100 J	0.46 J	0.22 U	10 J
SEMIVOLATILES (ug/l)							
1,1-BIPHENYL							
1,4-DIOXANE							
2,2'-OXYBIS(1-CHLOROPROPANE)							

Table E-2

Analytical Results for Groundwater Samples, August-September 2009
Lockheed Martin, Martin State Airport, Middle River, Maryland

SAMPLE ID:	MSA-MW19I-090109	MSA-MW19D-090109	MSA-MW20S-082609	MSA-MW20I-082709	MSA-MW20D-082709	MSA-MW22D-083109	MSA-MW23S-083109
LABORATORY ID:	A9I020192008	A9I020192004	A9H270136002	A9H280119002	A9H280119003	A9I010149006	A9I010149002
SAMPLE DATE:	9/1/2009	9/1/2009	8/26/2009	8/27/2009	8/27/2009	8/31/2009	8/31/2009
LOCATION:	MSA-MW19I	MSA-MW19D	MSA-MW20S	MSA-MW20I	MSA-MW20D	MSA-MW22D	MSA-MW23S
2,4,5-TRICHLOROPHENOL							
2,4,6-TRICHLOROPHENOL							
2,4-DICHLOROPHENOL							
2,4-DIMETHYLPHENOL							
2,4-DINITROPHENOL							
2,4-DINITROTOLUENE							
2,6-DINITROTOLUENE							
2-CHLORONAPHTHALENE							
2-CHLOROPHENOL							
2-METHYLNAPHTHALENE							
2-METHYLPHENOL							
2-NITROANILINE							
2-NITROPHENOL							
3,3'-DICHLOROBENZIDINE							
3-NITROANILINE							
4,6-DINITRO-2-METHYLPHENOL							
4-BROMOPHENYL PHENYL ETHER							
4-CHLORO-3-METHYLPHENOL							
4-CHLOROANILINE							
4-CHLOROPHENYL PHENYL ETHER							
4-METHYLPHENOL							
4-NITROANILINE							
4-NITROPHENOL							
ACENAPHTHENE							
ACENAPHTHYLENE							
ACETOPHENONE							
ANTHRACENE							

Table E-2

Analytical Results for Groundwater Samples, August-September 2009
Lockheed Martin, Martin State Airport, Middle River, Maryland

SAMPLE ID:	MSA-MW19I-090109	MSA-MW19D-090109	MSA-MW20S-082609	MSA-MW20I-082709	MSA-MW20D-082709	MSA-MW22D-083109	MSA-MW23S-083109
LABORATORY ID:	A9I020192008	A9I020192004	A9H270136002	A9H280119002	A9H280119003	A9I010149006	A9I010149002
SAMPLE DATE:	9/1/2009	9/1/2009	8/26/2009	8/27/2009	8/27/2009	8/31/2009	8/31/2009
LOCATION:	MSA-MW19I	MSA-MW19D	MSA-MW20S	MSA-MW20I	MSA-MW20D	MSA-MW22D	MSA-MW23S
ATRAZINE							
BENZALDEHYDE							
BENZO(A)ANTHRACENE							
BENZO(A)PYRENE							
BENZO(B)FLUORANTHENE							
BENZO(G,H,I)PERYLENE							
BENZO(K)FLUORANTHENE							
BIS(2-CHLOROETHOXY)METHANE							
BIS(2-CHLOROETHYL)ETHER							
BIS(2-ETHYLHEXYL)PHTHALATE							
BUTYL BENZYL PHTHALATE							
CAPROLACTAM							
CARBAZOLE							
CHRYSENE							
DIBENZO(A,H)ANTHRACENE							
DIBENZOFURAN							
DIETHYL PHTHALATE							
DIMETHYL PHTHALATE							
DI-N-BUTYL PHTHALATE							
DI-N-OCTYL PHTHALATE							
FLUORANTHENE							
FLUORENE							
HEXACHLOROBENZENE							
HEXACHLOROBUTADIENE							
HEXACHLOROCYCLOPENTADIENE							
HEXACHLOROETHANE							
INDENO(1,2,3-CD)PYRENE							

Table E-2

Analytical Results for Groundwater Samples, August-September 2009
Lockheed Martin, Martin State Airport, Middle River, Maryland

SAMPLE ID:	MSA-MW19I-090109	MSA-MW19D-090109	MSA-MW20S-082609	MSA-MW20I-082709	MSA-MW20D-082709	MSA-MW22D-083109	MSA-MW23S-083109
LABORATORY ID:	A9I020192008	A9I020192004	A9H270136002	A9H280119002	A9H280119003	A9I010149006	A9I010149002
SAMPLE DATE:	9/1/2009	9/1/2009	8/26/2009	8/27/2009	8/27/2009	8/31/2009	8/31/2009
LOCATION:	MSA-MW19I	MSA-MW19D	MSA-MW20S	MSA-MW20I	MSA-MW20D	MSA-MW22D	MSA-MW23S
ISOPHORONE							
NAPHTHALENE							
NITROBENZENE							
N-NITROSODIMETHYLAMINE							
N-NITROSO-DI-N-PROPYLAMINE							
N-NITROSODIPHENYLAMINE							
PENTACHLOROPHENOL							
PHENANTHRENE							
PHENOL							
PYRENE							
TOTAL METALS (ug/l)							
ANTIMONY	0.043 U	0.14 B	0.16 B	0.18 B	0.055 U	0.58	0.32 B
ARSENIC	3.8	1.9	9.1	2.9	0.21 U	0.78	7.6
BARIUM	70.5	77.7	21.5	21.5	138	41.4	108
BERYLLIUM	1.2	1.5	0.65 J	0.043 B	0.89	0.055	0.037 U
CADMIUM	0.049 B	0.03 B	0.033 B	0.063 B	0.43 B	0.23	0.28 L
CALCIUM							
CHROMIUM	2.8 K	13.9	2.5 K	2.4 K	3.6	3.6	3.3 K
COBALT	91.3 L	198 L	3.4	13	76	0.75	3.2
COPPER	0.54 B	0.21 B	0.47 B	2.5 B	0.81 B	6.2	1.4 B
IRON	40800	7620	137000	40500	937	1630	40500
LEAD	0.1 B	0.17 B	1.2 B	2.9	0.079 B	4	0.47 K
MAGNESIUM							
MANGANESE	2400	3080	4300	1900	1140	37.2	1830
MERCURY	0.1 U	0.1 U	0.1 UL	0.1 UL	0.1 UL	0.1 UL	0.1 UL
MOLYBDENUM	0.32 B	0.27 B	0.54 B	0.51 B	0.2 U	0.78 B	1.2 B
NICKEL	68.4	111	1.4 K	4.1	55.7	2.7	2.7 K

Table E-2

Analytical Results for Groundwater Samples, August-September 2009
Lockheed Martin, Martin State Airport, Middle River, Maryland

SAMPLE ID:	MSA-MW19I-090109	MSA-MW19D-090109	MSA-MW20S-082609	MSA-MW20I-082709	MSA-MW20D-082709	MSA-MW22D-083109	MSA-MW23S-083109
LABORATORY ID:	A9I020192008	A9I020192004	A9H270136002	A9H280119002	A9H280119003	A9I010149006	A9I010149002
SAMPLE DATE:	9/1/2009	9/1/2009	8/26/2009	8/27/2009	8/27/2009	8/31/2009	8/31/2009
LOCATION:	MSA-MW19I	MSA-MW19D	MSA-MW20S	MSA-MW20I	MSA-MW20D	MSA-MW22D	MSA-MW23S
POTASSIUM							
SELENIUM	4.6 K	1 B	3.3	0.18	0.45	0.14 U	0.14 UL
SILICA							
SILVER	0.02 U	0.02 U	0.033 U	0.033 U	0.033 U	0.08 K	0.033 U
SODIUM							
THALLIUM	0.072 U	0.072 U	0.12 U	0.12 U	0.12 U	0.12 U	0.21 B
VANADIUM	2.6	4.4	3.5	1.4	0.6 U	5.6	0.79
ZINC	106	328	9.8 B	15 B	163	646	15.9 B
FILTERED METALS (ug/l)							
ANTIMONY	0.043 U	0.074 B	0.063 B	0.055 U	0.055 U	0.2 B	0.15 B
ARSENIC	3.8	1.4	8.8	2.8	0.21 U	0.3	7.6
BARIUM	65.6	80.8	18.5	16.9	142	41.9	106
BERYLLIUM	1.3	1.4	0.6 B	0.037 U	0.81	0.037 U	0.037 U
CADMIUM	0.034 B	0.014 U	0.027 UL	0.027 UL	0.41 B	0.031 B	0.027 UL
CHROMIUM	2.4 K	12.6	2.1 K	0.65 B	3.4	1.3 B	2.3 K
COBALT	89 L	178 L	3.6	12.7	79.7	0.26	3.1
COPPER	0.082 B	0.24 B	0.064 U	0.39 B	0.31 B	0.85 B	0.16 B
IRON	37600	7430	131000	45300	697	1770	41700
LEAD	0.028 U	0.067 B	0.055 B	0.18 B	0.078 B	0.27	0.034 U
MANGANESE	2400	3080	4200	2010	1150	47.4	1950
MERCURY	0.1 U	0.1 U	0.1 UL	0.1 U	0.1 U	0.1 UL	0.1 UL
MOLYBDENUM	0.23 U	0.23 U	0.25 B	0.2 U	0.2 U	0.63 B	0.78 B
NICKEL	64.4	77.3	1.3 K	2.3 K	58.4	1.5	2.1 K
SELENIUM	4.7 K	0.94 B	3.3	0.22	0.53	0.14 U	0.14 UL
SILVER	0.02 U	0.02 U	0.033 U	0.033 U	0.033 U	0.033 U	0.033 U
THALLIUM	0.072 U	0.072 U	0.12 U	0.12 U	0.12 U	0.12 U	0.12 B
VANADIUM	2.8	3.7	3.3	0.6 U	0.6 U	2.6	0.6 U

Table E-2

Analytical Results for Groundwater Samples, August-September 2009
Lockheed Martin, Martin State Airport, Middle River, Maryland

SAMPLE ID:	MSA-MW19I-090109	MSA-MW19D-090109	MSA-MW20S-082609	MSA-MW20I-082709	MSA-MW20D-082709	MSA-MW22D-083109	MSA-MW23S-083109
LABORATORY ID:	A9I020192008	A9I020192004	A9H270136002	A9H280119002	A9H280119003	A9I010149006	A9I010149002
SAMPLE DATE:	9/1/2009	9/1/2009	8/26/2009	8/27/2009	8/27/2009	8/31/2009	8/31/2009
LOCATION:	MSA-MW19I	MSA-MW19D	MSA-MW20S	MSA-MW20I	MSA-MW20D	MSA-MW22D	MSA-MW23S
ZINC	104	146	5.2 B	5.2 B	169	38.8 K	1.5 B
MISCELLANEOUS (mg/l)							
ALKALINITY							
CHLORIDE							
DISSOLVED ORGANIC CARBON							
HEXAVALENT CHROMIUM	0.003 L	0.006 L	0.002 U	0.002 UL	0.002 UL	0.002 UR	0.002 UR
NITRATE-N							
NITRITE-N							
ORTHOPHOSPHATE-P							
SULFATE							
TOTAL DISSOLVED SOLIDS							
MISCELLANEOUS (ug/l)							
PERCHLORATE	0.082 U	0.082 U	0.082 U	0.082 U	0.082 U	0.082 U	0.082 U
PETROLEUM HYDROCARBONS (ug/l)							
DIESEL RANGE ORGANICS			1300				370
GASOLINE RANGE ORGANICS			2100				86 J

Table E-2

Analytical Results for Groundwater Samples, August-September 2009
Lockheed Martin, Martin State Airport, Middle River, Maryland

SAMPLE ID:	MSA-MW23D-083109	MSA-MW24S-090109	MSA-MW24I-090109	MSA-MW25S-083109	MSA-MW25I-083109	MSA-MW26S-083109	MSA-MW27D-082809
LABORATORY ID:	A9I010149001	A9I020192002	A9I020192003	A9I010149007	A9I010149008	A9I010149003	A9H290107004
SAMPLE DATE:	8/31/2009	9/1/2009	9/1/2009	8/31/2009	8/31/2009	8/31/2009	8/28/2009
LOCATION:	MSA-MW23D	MSA-MW24S	MSA-MW24I	MSA-MW25S	MSA-MW25I	MSA-MW26S	MSA-MW27D
VOLATILES (ug/l)							
1,1,1,2-TETRACHLOROETHANE	0.23 U	0.23 U	0.33 U	0.23 U	0.23 U	1.2 U	0.23 U
1,1,1-TRICHLOROETHANE	0.22 U	0.22 U	0.31 U	0.22 U	0.22 U	1.1 U	0.22 U
1,1,2,2-TETRACHLOROETHANE	0.18 U	0.18 U	0.26 U	0.18 U	0.18 U	0.9 U	0.18 U
1,1,2-TRICHLOROTRIFLUOROETHANE	0.28 U	0.28 U	0.4 U	0.28 U	0.28 U	1.4 U	0.28 U
1,1-DICHLOROETHANE	0.15 U	0.15 U	0.21 U	0.15 U	0.15 U	0.75 U	0.15 U
1,1-DICHLOROETHENE	0.24 J	0.19 U	0.27 U	0.19 U	0.19 U	0.95 U	0.19 U
1,1-DICHLOROPROPENE	0.13 U	0.13 U	0.19 U	0.13 U	0.13 U	0.65 U	0.13 U
1,2,3-TRICHLOROBENZENE	0.17 U	0.17 U	0.24 U	0.17 U	0.17 U	0.85 U	0.17 U
1,2,3-TRICHLOROPROPANE	0.43 U	0.43 U	0.61 U	0.43 U	0.43 U	2.2 U	0.43 U
1,2,3-TRIMETHYLBENZENE	0.0059 U	0.0059 U	0.0084 U	0.0059 U	0.0059 U	0.03 U	0.0059 U
1,2,4-TRICHLOROBENZENE	0.15 U	0.15 U	0.21 U	0.15 U	0.15 U	0.75 U	0.15 U
1,2,4-TRIMETHYLBENZENE	0.12 U	0.12 U	0.17 U	0.12 U	0.12 U	0.6 U	0.12 U
1,2-DIBROMO-3-CHLOROPROPANE	0.67 U	0.67 U	0.96 U	0.67 U	0.67 U	3.4 U	0.67 U
1,2-DIBROMOETHANE	0.24 U	0.24 U	0.34 U	0.24 U	0.24 U	1.2 U	0.24 U
1,2-DICHLOROBENZENE	0.13 U	0.13 U	0.19 U	0.13 U	0.13 U	0.65 U	0.13 U
1,2-DICHLOROETHANE	0.22 U	0.22 U	0.31 U	0.22 U	0.22 U	1.1 U	0.22 U
1,2-DICHLOROPROPANE	0.18 U	0.18 U	0.26 U	0.18 U	0.18 U	0.9 U	0.18 U
1,3-DICHLOROBENZENE	0.14 U	0.14 U	0.2 U	0.14 U	0.14 U	0.7 U	0.14 U
1,3-DICHLOROPROPANE	0.16 U	0.16 U	0.23 U	0.16 U	0.16 U	0.8 U	0.16 U
1,4-DICHLOROBENZENE	0.13 U	0.13 U	0.19 U	0.13 U	0.13 U	0.65 U	0.13 U
1,4-DIOXANE	1 U	3 J	1 UJ	1 U	1 U	3.2	1 U
2,2-DICHLOROPROPANE	0.13 U	0.13 U	0.19 U	0.13 U	0.13 U	0.65 U	0.13 U
2-BUTANONE	0.57 U	0.57 U	0.82 U	0.57 U	0.57 U	2.8 U	0.57 U
2-CHLOROETHYL VINYL ETHER	0.99 U	0.99 U	1.4 U	0.99 U	0.99 U	5 U	0.99 U
2-CHLOROTOLUENE	0.11 U	0.11 U	0.16 U	0.11 U	0.11 U	0.55 U	0.11 U
2-HEXANONE	0.41 U	0.41 U	0.59 U	0.41 U	0.41 U	2 U	0.41 U

Table E-2

Analytical Results for Groundwater Samples, August-September 2009
Lockheed Martin, Martin State Airport, Middle River, Maryland

SAMPLE ID:	MSA-MW23D-083109	MSA-MW24S-090109	MSA-MW24I-090109	MSA-MW25S-083109	MSA-MW25I-083109	MSA-MW26S-083109	MSA-MW27D-082809
LABORATORY ID:	A9I010149001	A9I020192002	A9I020192003	A9I010149007	A9I010149008	A9I010149003	A9H290107004
SAMPLE DATE:	8/31/2009	9/1/2009	9/1/2009	8/31/2009	8/31/2009	8/31/2009	8/28/2009
LOCATION:	MSA-MW23D	MSA-MW24S	MSA-MW24I	MSA-MW25S	MSA-MW25I	MSA-MW26S	MSA-MW27D
4-CHLOROTOLUENE	0.18 U	0.18 U	0.26 U	0.18 U	0.18 U	0.9 U	0.18 U
4-ISOPROPYLTOLUENE	0.12 U	0.12 U	0.17 U	0.12 U	0.12 U	0.6 U	0.12 U
4-METHYL-2-PENTANONE	0.32 U	0.32 U	0.46 U	0.32 U	0.32 U	1.6 U	0.32 U
ACETONE	1.8 B	2.9 B	1.6 U	4.5 B	3.2 B	5.5 U	2.6 B
BENZENE	0.13 U	0.13 U	0.19 U	0.13 U	0.13 U	12	0.13 U
BROMOBENZENE	0.13 U	0.13 U	0.19 U	0.13 U	0.13 U	0.65 U	0.13 U
BROMOCHLOROMETHANE	0.29 U	0.29 U	0.41 U	0.29 U	0.29 U	1.4 U	0.29 U
BROMODICHLOROMETHANE	0.15 U	0.15 U	0.21 U	0.15 U	0.15 U	0.75 U	0.15 U
BROMOFORM	0.64 U	0.64 U	0.92 U	0.64 U	0.64 U	3.2 U	0.64 U
BROMOMETHANE	0.41 U	0.41 U	0.59 U	0.41 U	0.41 U	2 U	0.41 U
CARBON DISULFIDE	0.13 U	0.13 U	0.19 U	0.13 U	0.13 U	0.65 U	0.2 J
CARBON TETRACHLORIDE	3.2	0.13 U	0.37 J	0.13 U	0.13 U	0.65 U	0.13 U
CHLOROBENZENE	0.15 U	0.15 U	0.21 U	0.15 U	0.15 U	0.75 U	0.15 U
CHLORODIBROMOMETHANE	0.18 U	0.18 U	0.26 U	0.18 U	0.18 U	0.9 U	0.18 U
CHLOROETHANE	0.29 U	0.29 U	0.41 U	0.29 U	0.29 U	1.4 U	0.29 U
CHLOROFORM	3.8	0.16 U	0.55 J	0.16 U	0.16 U	0.8 U	0.16 U
CHLOROMETHANE	0.3 U	0.3 U	0.43 U	0.3 U	0.3 U	1.5 U	0.3 U
CIS-1,2-DICHLOROETHENE	0.17 U	0.17 U	0.24 U	7	0.17 U	84	0.17 U
CIS-1,3-DICHLOROPROPENE	0.14 U	0.14 U	0.2 U	0.14 U	0.14 U	0.7 U	0.14 U
DIBROMOMETHANE	0.28 U	0.28 U	0.4 U	0.28 U	0.28 U	1.4 U	0.28 U
DICHLORODIFLUOROMETHANE	0.31 U	0.31 U	0.44 U	0.31 U	0.31 U	1.6 U	0.31 U
DIISOPROPYL ETHER	1.5 U	1.5 U	2.1 U	1.5 U	1.5 U	7.5 U	1.5 U
ETHANE							
ETHENE							
ETHYL TERT-BUTYL ETHER	0.11 U	0.11 U	0.16 U	0.11 U	0.11 U	0.55 U	0.11 U
ETHYLBENZENE	0.17 U	0.17 U	0.24 U	0.17 U	0.17 U	0.85 U	0.17 U
HEXACHLOROBUTADIENE	0.3 U	0.3 U	0.43 U	0.3 U	0.3 U	1.5 U	0.3 U

Table E-2

Analytical Results for Groundwater Samples, August-September 2009
Lockheed Martin, Martin State Airport, Middle River, Maryland

SAMPLE ID:	MSA-MW23D-083109	MSA-MW24S-090109	MSA-MW24I-090109	MSA-MW25S-083109	MSA-MW25I-083109	MSA-MW26S-083109	MSA-MW27D-082809
LABORATORY ID:	A9I010149001	A9I020192002	A9I020192003	A9I010149007	A9I010149008	A9I010149003	A9H290107004
SAMPLE DATE:	8/31/2009	9/1/2009	9/1/2009	8/31/2009	8/31/2009	8/31/2009	8/28/2009
LOCATION:	MSA-MW23D	MSA-MW24S	MSA-MW24I	MSA-MW25S	MSA-MW25I	MSA-MW26S	MSA-MW27D
ISOPROPYLBENZENE	0.13 U	0.13 U	0.19 U	0.13 U	0.13 U	0.65 U	0.13 U
M+P-XYLENES	0.24 U	0.24 U	0.34 U	0.24 U	0.24 U	1.2 U	0.24 U
METHANE							
METHYL TERT-BUTYL ETHER	0.17 U	0.17 U	0.24 U	0.17 U	0.17 U	0.85 U	0.17 U
METHYLENE CHLORIDE	0.33 U	0.33 U	0.47 U	0.33 U	0.33 U	4.2 B	0.33 U
NAPHTHALENE	0.24 U	0.24 U	0.34 U	0.24 U	0.24 U	1.2 U	0.24 U
N-BUTYLBENZENE	0.12 U	0.12 U	0.17 U	0.12 U	0.12 U	0.6 U	0.12 U
N-PROPYLBENZENE	0.14 U	0.14 U	0.2 U	0.14 U	0.14 U	0.7 U	0.14 U
O-XYLENE	0.14 U	0.14 U	0.2 U	0.14 U	0.14 U	0.7 U	0.14 U
SEC-BUTYLBENZENE	0.13 U	0.13 U	0.19 U	0.13 U	0.13 U	0.65 U	0.13 U
STYRENE	0.11 U	0.11 U	0.16 U	0.11 U	0.11 U	0.55 U	0.11 U
TERT-AMYL METHYL ETHER	0.067 U	0.067 U	0.096 U	0.067 U	0.067 U	0.34 U	0.067 U
TERT-BUTYLBENZENE	0.13 U	0.13 U	0.19 U	0.13 U	0.13 U	0.65 U	0.13 U
TERTIARY-BUTYL ALCOHOL	3.9 UR	3.9 UR	5.6 UR	3.9 UR	3.9 UR	20 UR	3.9 UR
TETRACHLOROETHENE	0.29 U	0.29 U	0.41 U	0.29 U	0.29 U	1.4 U	0.29 U
TOLUENE	0.13 U	0.13 U	0.19 U	0.13 U	0.13 U	0.65 U	0.13 U
TOTAL XYLENES	0.28 U	0.28 U	0.4 U	0.28 U	0.28 U	1.4 U	0.28 U
TRANS-1,2-DICHLOROETHENE	0.19 U	0.19 U	0.27 U	0.82 J	0.19 U	0.95 U	0.19 U
TRANS-1,3-DICHLOROPROPENE	0.19 U	0.19 U	0.27 U	0.19 U	0.19 U	0.95 U	0.19 U
TRICHLOROETHENE	0.91 J	0.17 U	54	1.2	0.3 J	0.85 U	0.17 U
TRICHLOROFLUOROMETHANE	0.21 U	0.21 U	0.3 U	0.21 U	0.21 U	1 U	0.21 U
VINYL ACETATE	0.19 U	0.19 U	0.27 U	0.19 U	0.19 U	0.95 U	0.19 U
VINYL CHLORIDE	0.22 U	0.22 U	0.31 U	0.32 J	0.22 U	140 J	0.22 U
SEMIVOLATILES (ug/l)							
1,1-BIPHENYL							
1,4-DIOXANE							
2,2'-OXYBIS(1-CHLOROPROPANE)							

Table E-2

Analytical Results for Groundwater Samples, August-September 2009
Lockheed Martin, Martin State Airport, Middle River, Maryland

SAMPLE ID:	MSA-MW23D-083109	MSA-MW24S-090109	MSA-MW24I-090109	MSA-MW25S-083109	MSA-MW25I-083109	MSA-MW26S-083109	MSA-MW27D-082809
LABORATORY ID:	A9I010149001	A9I020192002	A9I020192003	A9I010149007	A9I010149008	A9I010149003	A9H290107004
SAMPLE DATE:	8/31/2009	9/1/2009	9/1/2009	8/31/2009	8/31/2009	8/31/2009	8/28/2009
LOCATION:	MSA-MW23D	MSA-MW24S	MSA-MW24I	MSA-MW25S	MSA-MW25I	MSA-MW26S	MSA-MW27D
2,4,5-TRICHLOROPHENOL							
2,4,6-TRICHLOROPHENOL							
2,4-DICHLOROPHENOL							
2,4-DIMETHYLPHENOL							
2,4-DINITROPHENOL							
2,4-DINITROTOLUENE							
2,6-DINITROTOLUENE							
2-CHLORONAPHTHALENE							
2-CHLOROPHENOL							
2-METHYLNAPHTHALENE							
2-METHYLPHENOL							
2-NITROANILINE							
2-NITROPHENOL							
3,3'-DICHLOROBENZIDINE							
3-NITROANILINE							
4,6-DINITRO-2-METHYLPHENOL							
4-BROMOPHENYL PHENYL ETHER							
4-CHLORO-3-METHYLPHENOL							
4-CHLOROANILINE							
4-CHLOROPHENYL PHENYL ETHER							
4-METHYLPHENOL							
4-NITROANILINE							
4-NITROPHENOL							
ACENAPHTHENE							
ACENAPHTHYLENE							
ACETOPHENONE							
ANTHRACENE							

Table E-2

Analytical Results for Groundwater Samples, August-September 2009
Lockheed Martin, Martin State Airport, Middle River, Maryland

SAMPLE ID:	MSA-MW23D-083109	MSA-MW24S-090109	MSA-MW24I-090109	MSA-MW25S-083109	MSA-MW25I-083109	MSA-MW26S-083109	MSA-MW27D-082809
LABORATORY ID:	A9I010149001	A9I020192002	A9I020192003	A9I010149007	A9I010149008	A9I010149003	A9H290107004
SAMPLE DATE:	8/31/2009	9/1/2009	9/1/2009	8/31/2009	8/31/2009	8/31/2009	8/28/2009
LOCATION:	MSA-MW23D	MSA-MW24S	MSA-MW24I	MSA-MW25S	MSA-MW25I	MSA-MW26S	MSA-MW27D
ATRAZINE							
BENZALDEHYDE							
BENZO(A)ANTHRACENE							
BENZO(A)PYRENE							
BENZO(B)FLUORANTHENE							
BENZO(G,H,I)PERYLENE							
BENZO(K)FLUORANTHENE							
BIS(2-CHLOROETHOXY)METHANE							
BIS(2-CHLOROETHYL)ETHER							
BIS(2-ETHYLHEXYL)PHTHALATE							
BUTYL BENZYL PHTHALATE							
CAPROLACTAM							
CARBAZOLE							
CHRYSENE							
DIBENZO(A,H)ANTHRACENE							
DIBENZOFURAN							
DIETHYL PHTHALATE							
DIMETHYL PHTHALATE							
DI-N-BUTYL PHTHALATE							
DI-N-OCTYL PHTHALATE							
FLUORANTHENE							
FLUORENE							
HEXACHLOROBENZENE							
HEXACHLOROBUTADIENE							
HEXACHLOROCYCLOPENTADIENE							
HEXACHLOROETHANE							
INDENO(1,2,3-CD)PYRENE							

Table E-2

Analytical Results for Groundwater Samples, August-September 2009
Lockheed Martin, Martin State Airport, Middle River, Maryland

SAMPLE ID:	MSA-MW23D-083109	MSA-MW24S-090109	MSA-MW24I-090109	MSA-MW25S-083109	MSA-MW25I-083109	MSA-MW26S-083109	MSA-MW27D-082809
LABORATORY ID:	A9I010149001	A9I020192002	A9I020192003	A9I010149007	A9I010149008	A9I010149003	A9H290107004
SAMPLE DATE:	8/31/2009	9/1/2009	9/1/2009	8/31/2009	8/31/2009	8/31/2009	8/28/2009
LOCATION:	MSA-MW23D	MSA-MW24S	MSA-MW24I	MSA-MW25S	MSA-MW25I	MSA-MW26S	MSA-MW27D
ISOPHORONE							
NAPHTHALENE							
NITROBENZENE							
N-NITROSODIMETHYLAMINE							
N-NITROSO-DI-N-PROPYLAMINE							
N-NITROSODIPHENYLAMINE							
PENTACHLOROPHENOL							
PHENANTHRENE							
PHENOL							
PYRENE							
TOTAL METALS (ug/l)							
ANTIMONY	0.28 B	0.36 B	0.17 B	0.089 B	0.11 B	0.51	0.1 B
ARSENIC	0.99	79.6	2.1	12.6	6.6	2.6	0.48
BARIUM	74.1	38.5	27.7	73.7	59.1	539	66.2
BERYLLIUM	1	9.9	2.1	0.037 U	0.037 U	0.037 U	0.2 B
CADMIUM	0.55 L	4.5 L	0.3 K	0.027 UL	0.027 UL	0.059 B	0.027 U
CALCIUM							
CHROMIUM	0.69 B	25.7	5.2	1.3 B	1.7 K	1.9	6.9
COBALT	28.8	724	33.1 L	1.2	0.12	1.3	0.56
COPPER	4.9	172	29.6	0.33 B	0.77 B	12.4	7.4
IRON	10300	238000	5060	20200	23600	10100	8740
LEAD	0.3	0.66 K	1.4	0.12 K	0.31	1.1	2.3
MAGNESIUM							
MANGANESE	600	6320	612	513	177	269	348
MERCURY	0.1 UL	0.1 U	0.1 U	0.1 UL	0.1 UL	0.1 UL	0.1 UL
MOLYBDENUM	1.2 B	1.2 U	0.4 B	1.4 B	0.46 B	0.98 B	3
NICKEL	30.1	991	11.8	1.9	0.46 B	8.7	1.9

Table E-2

Analytical Results for Groundwater Samples, August-September 2009
Lockheed Martin, Martin State Airport, Middle River, Maryland

SAMPLE ID:	MSA-MW23D-083109	MSA-MW24S-090109	MSA-MW24I-090109	MSA-MW25S-083109	MSA-MW25I-083109	MSA-MW26S-083109	MSA-MW27D-082809
LABORATORY ID:	A9I010149001	A9I020192002	A9I020192003	A9I010149007	A9I010149008	A9I010149003	A9H290107004
SAMPLE DATE:	8/31/2009	9/1/2009	9/1/2009	8/31/2009	8/31/2009	8/31/2009	8/28/2009
LOCATION:	MSA-MW23D	MSA-MW24S	MSA-MW24I	MSA-MW25S	MSA-MW25I	MSA-MW26S	MSA-MW27D
POTASSIUM							
SELENIUM	0.2 L	149	4 K	0.14 UL	0.14 UL	0.48	0.14 U
SILICA							
SILVER	0.033 U	0.1 U	0.036 B	0.033 U	0.033 U	0.033 U	0.033 U
SODIUM							
THALLIUM	0.25 B	0.78 B	0.15 B	0.12 U	0.12 U	0.12 U	0.12 U
VANADIUM	0.6 U	116	3.2	2.2	2.4	3.9	5.3
ZINC	120	3150	41.4	5.3 B	2.2 B	24.5 K	20 B
FILTERED METALS (ug/l)							
ANTIMONY	0.12 B	0.17 B	0.072 B	0.074 B	0.075 B	0.28 B	0.055 U
ARSENIC	0.73	77.3	2.1	12.3	6.1	2.4	0.43
BARIUM	79.2	31.2 K	26.5	71.6	57.2	582	51
BERYLLIUM	0.91	9	2.2	0.037 U	0.037 U	0.037 U	0.037 U
CADMIUM	0.3 L	3.6 L	0.34 K	0.027 UL	0.027 UL	0.036 B	0.027 U
CHROMIUM	0.53 B	24.9	1.5	1.1 B	1 B	1.8	0.19 B
COBALT	24.9	692	36.4 L	1.1	0.078	2.1	0.22 B
COPPER	1.3 B	157	26.4	0.36 B	0.21 B	1.3 B	0.15 B
IRON	10200	222000	4070	18800	22900	9530	6300
LEAD	0.1 K	0.61 K	0.48	0.2 K	0.034 U	0.12	0.066 B
MANGANESE	637	6010	674	504	176	284	340
MERCURY	0.1 UL	0.1 U	0.1 U	0.1 UL	0.1 UL	0.1 UL	0.1 U
MOLYBDENUM	0.33 B	1.2 U	0.23 U	1.5 B	0.34 B	0.74 B	2.4
NICKEL	17.8	942	11.4	1.8	0.4 B	7.2	1
SELENIUM	0.14 UL	139	4.1 K	0.14 UL	0.14 UL	0.38	0.14 U
SILVER	0.033 U	0.1 U	0.02 U	0.033 U	0.033 U	0.033 U	0.033 U
THALLIUM	0.14 B	0.56 B	0.13 B	0.12 U	0.12 U	0.12 U	0.12 U
VANADIUM	0.6 U	141	0.29 U	1.9	1.3	3.7	0.6 U

Table E-2

Analytical Results for Groundwater Samples, August-September 2009
Lockheed Martin, Martin State Airport, Middle River, Maryland

SAMPLE ID:	MSA-MW23D-083109	MSA-MW24S-090109	MSA-MW24I-090109	MSA-MW25S-083109	MSA-MW25I-083109	MSA-MW26S-083109	MSA-MW27D-082809
LABORATORY ID:	A9I010149001	A9I020192002	A9I020192003	A9I010149007	A9I010149008	A9I010149003	A9H290107004
SAMPLE DATE:	8/31/2009	9/1/2009	9/1/2009	8/31/2009	8/31/2009	8/31/2009	8/28/2009
LOCATION:	MSA-MW23D	MSA-MW24S	MSA-MW24I	MSA-MW25S	MSA-MW25I	MSA-MW26S	MSA-MW27D
ZINC	36.2 K	2860	30 K	4.4 B	1.6 B	12.8 B	5.9 B
MISCELLANEOUS (mg/l)							
ALKALINITY							
CHLORIDE							
DISSOLVED ORGANIC CARBON							
HEXAVALENT CHROMIUM	0.002 UR	0.002 UL	0.003 L	0.007 R	0.004 R	0.01 R	0.002 UL
NITRATE-N							
NITRITE-N							
ORTHOPHOSPHATE-P							
SULFATE							
TOTAL DISSOLVED SOLIDS							
MISCELLANEOUS (ug/l)							
PERCHLORATE	0.082 U	0.082 U	0.082 U	0.082 U	0.082 U	0.082 U	0.082 U
PETROLEUM HYDROCARBONS (ug/l)							
DIESEL RANGE ORGANICS		190 B		170 B		520	
GASOLINE RANGE ORGANICS		36 J		36 J		120	

Table E-2

Analytical Results for Groundwater Samples, August-September 2009
Lockheed Martin, Martin State Airport, Middle River, Maryland
Page 65 of 80

SAMPLE ID:	MSA-MW28I-082609	MSA-MW29D-090309	MSA-MW30D-090109	MSA-MW31D-082809	MSA-MW32S-090409	MSA-MW32I-090409	MSA-MW33S-090409
LABORATORY ID:	A9H270136001	A9I040243007	A9I020192001	A9H290107003	A9I080113006	A9I080113007	A9I080113004
SAMPLE DATE:	8/26/2009	9/3/2009	9/1/2009	8/28/2009	9/4/2009	9/4/2009	9/4/2009
LOCATION:	MSA-MW28I	MSA-MW29D	MSA-MW30D	MSA-MW31D	MSA-MW32S	MSA-MW32I	MSA-MW33S
VOLATILES (ug/l)							
1,1,1,2-TETRACHLOROETHANE	3.8 U	0.23 U	0.23 U	0.23 U	0.23 U	0.23 U	15 U
1,1,1-TRICHLOROETHANE	3.7 U	0.22 U	0.22 U	0.22 U	0.22 U	0.22 U	15 U
1,1,2,2-TETRACHLOROETHANE	3 U	0.18 U	0.18 U	0.18 U	0.18 U	0.18 U	12 U
1,1,2-TRICHLOROTRIFLUOROETHANE	4.7 U	0.28 U	0.28 U	0.28 U	0.28 U	0.28 U	19 U
1,1-DICHLOROETHANE	2.5 U	0.15 U	0.15 U	0.15 U	0.15 U	0.15 U	10 U
1,1-DICHLOROETHENE	3.2 U	0.19 U	0.19 U	0.19 U	0.19 U	0.19 U	13 U
1,1-DICHLOROPROPENE	2.2 U	0.13 U	0.13 U	0.13 U	0.13 U	0.13 U	8.7 U
1,2,3-TRICHLOROBENZENE	2.8 U	0.17 U	0.17 U	0.17 U	0.17 U	0.17 U	11 U
1,2,3-TRICHLOROPROPANE	7.2 U	0.43 U	0.43 U	0.43 U	0.43 U	0.43 U	29 U
1,2,3-TRIMETHYLBENZENE	0.098 U	0.0059 U	0.0059 U	0.0059 U	0.0059 U	0.056 J	0.39 U
1,2,4-TRICHLOROBENZENE	2.5 U	0.15 U	0.15 U	0.15 U	0.15 U	0.15 U	10 U
1,2,4-TRIMETHYLBENZENE	2 U	0.12 U	0.12 U	0.12 U	0.12 U	0.12 U	8 U
1,2-DIBROMO-3-CHLOROPROPANE	11 U	0.67 U	0.67 U	0.67 U	0.67 U	0.67 U	45 U
1,2-DIBROMOETHANE	4 U	0.24 U	0.24 U	0.24 U	0.24 U	0.24 U	16 U
1,2-DICHLOROBENZENE	2.2 U	0.13 U	0.13 U	0.13 U	0.13 U	0.13 U	8.7 U
1,2-DICHLOROETHANE	5.8 J	0.22 U	0.22 U	0.22 U	0.22 U	0.22 U	15 U
1,2-DICHLOROPROPANE	3 U	0.18 U	0.18 U	0.18 U	0.18 U	0.18 U	12 U
1,3-DICHLOROBENZENE	2.3 U	0.14 U	0.14 U	0.14 U	0.14 U	0.14 U	9.3 U
1,3-DICHLOROPROPANE	2.7 U	0.16 U	0.16 U	0.16 U	0.16 U	0.16 U	11 U
1,4-DICHLOROBENZENE	2.2 U	0.13 U	0.13 U	0.13 U	0.13 U	0.13 U	8.7 U
1,4-DIOXANE	1 U	1 U	1 UJ	1 U			
2,2-DICHLOROPROPANE	2.2 U	0.13 U	0.13 U	0.13 U	0.13 U	0.13 U	8.7 U
2-BUTANONE	9.5 U	0.57 U	0.57 U	0.57 U	0.57 U	0.94 J	38 U
2-CHLOROETHYL VINYL ETHER	17 U	0.99 U	0.99 U	0.99 U	0.99 U	0.99 U	66 U
2-CHLOROTOLUENE	1.8 U	0.11 U	0.11 U	0.11 U	0.11 U	0.11 U	7.3 U
2-HEXANONE	6.8 U	0.41 U	0.41 U	0.41 U	0.41 U	0.41 U	27 U

Table E-2

Analytical Results for Groundwater Samples, August-September 2009
Lockheed Martin, Martin State Airport, Middle River, Maryland

SAMPLE ID:	MSA-MW28I-082609	MSA-MW29D-090309	MSA-MW30D-090109	MSA-MW31D-082809	MSA-MW32S-090409	MSA-MW32I-090409	MSA-MW33S-090409
LABORATORY ID:	A9H270136001	A9I040243007	A9I020192001	A9H290107003	A9I080113006	A9I080113007	A9I080113004
SAMPLE DATE:	8/26/2009	9/3/2009	9/1/2009	8/28/2009	9/4/2009	9/4/2009	9/4/2009
LOCATION:	MSA-MW28I	MSA-MW29D	MSA-MW30D	MSA-MW31D	MSA-MW32S	MSA-MW32I	MSA-MW33S
4-CHLOROTOLUENE	3 U	0.18 U	0.18 U	0.18 U	0.18 U	0.18 U	12 U
4-ISOPROPYLTOLUENE	2 U	0.12 U	0.12 U	0.12 U	0.12 U	0.12 U	8 U
4-METHYL-2-PENTANONE	5.3 U	0.32 U	0.32 U	0.32 U	0.32 U	0.32 U	21 U
ACETONE	55 B	15 B	1.1 U	3.4 B	8.4 B	19 B	73 U
BENZENE	2.2 U	0.13 U	0.13 U	0.13 U	0.13 U	0.13 U	36 J
BROMOBENZENE	2.2 U	0.13 U	0.13 U	0.13 U	0.13 U	0.13 U	8.7 U
BROMOCHLOROMETHANE	4.8 U	0.29 U	0.29 U	0.29 U	0.29 U	0.29 U	19 U
BROMODICHLOROMETHANE	2.5 U	0.15 U	0.15 U	0.15 U	0.15 U	0.94 J	10 U
BROMOFORM	11 U	0.64 U	0.64 U	0.64 U	0.64 U	0.64 U	43 U
BROMOMETHANE	6.8 U	0.41 U	0.41 U	0.41 U	0.41 U	0.41 U	27 U
CARBON DISULFIDE	2.2 U	0.13 U	0.13 U	0.56 J	0.69 J	1.1	8.7 U
CARBON TETRACHLORIDE	2.2 U	0.13 U	0.13 U	0.13 U	0.13 U	0.13 U	8.7 U
CHLOROBENZENE	2.5 U	0.15 U	0.15 U	0.15 U	0.15 U	0.15 U	10 U
CHLORODIBROMOMETHANE	3 U	0.18 U	0.18 U	0.18 U	0.18 U	0.57 J	12 U
CHLOROETHANE	4.8 U	0.29 U	0.29 U	0.29 U	0.29 U	0.29 U	19 U
CHLOROFORM	2.7 U	0.16 U	0.16 U	0.16 U	1.7	11	11 U
CHLOROMETHANE	5 U	0.3 U	0.3 U	0.3 U	0.3 U	0.3 U	20 U
CIS-1,2-DICHLOROETHENE	310	0.17 U	0.17 U	0.17 U	0.17 U	0.17 U	1200
CIS-1,3-DICHLOROPROPENE	2.3 U	0.14 U	0.14 U	0.14 U	0.14 U	0.14 U	9.3 U
DIBROMOMETHANE	4.7 U	0.28 U	0.28 U	0.28 U	0.28 U	0.28 U	19 U
DICHLORODIFLUOROMETHANE	5.2 U	0.31 U	0.31 U	0.31 U	0.31 U	0.31 U	21 U
DIISOPROPYL ETHER	25 U	1.5 U	1.5 U	1.5 U	1.5 U	1.5 U	100 U
ETHANE							
ETHENE							
ETHYL TERT-BUTYL ETHER	1.8 U	0.11 U	0.11 U	0.11 U	0.11 U	0.11 U	7.3 U
ETHYLBENZENE	2.8 U	0.17 U	0.17 U	0.17 U	0.17 U	0.17 U	11 U
HEXACHLOROBUTADIENE	5 U	0.3 U	0.3 U	0.3 U	0.3 U	0.3 U	20 U

Table E-2

Analytical Results for Groundwater Samples, August-September 2009
Lockheed Martin, Martin State Airport, Middle River, Maryland

SAMPLE ID:	MSA-MW28I-082609	MSA-MW29D-090309	MSA-MW30D-090109	MSA-MW31D-082809	MSA-MW32S-090409	MSA-MW32I-090409	MSA-MW33S-090409
LABORATORY ID:	A9H270136001	A9I040243007	A9I020192001	A9H290107003	A9I080113006	A9I080113007	A9I080113004
SAMPLE DATE:	8/26/2009	9/3/2009	9/1/2009	8/28/2009	9/4/2009	9/4/2009	9/4/2009
LOCATION:	MSA-MW28I	MSA-MW29D	MSA-MW30D	MSA-MW31D	MSA-MW32S	MSA-MW32I	MSA-MW33S
ISOPROPYLBENZENE	2.2 U	0.13 U	0.13 U	0.13 U	0.13 U	0.13 U	8.7 U
M+P-XYLENES	4 U	0.24 U	0.24 U	0.24 U	0.24 U	0.24 U	16 U
METHANE							
METHYL TERT-BUTYL ETHER	2.8 U	0.17 U	0.17 U	0.17 U	0.17 U	0.17 U	11 U
METHYLENE CHLORIDE	5.5 U	0.33 U	0.33 U	0.33 U	0.33 U	0.33 U	22 U
NAPHTHALENE	4 U	0.24 U	0.24 U	0.24 U	0.24 U	0.24 U	16 U
N-BUTYLBENZENE	2 U	0.12 U	0.12 U	0.12 U	0.12 U	0.12 U	8 U
N-PROPYLBENZENE	2.3 U	0.14 U	0.14 U	0.14 U	0.14 U	0.14 U	9.3 U
O-XYLENE	2.3 U	0.14 U	0.14 U	0.14 U	0.14 U	0.14 U	9.3 U
SEC-BUTYLBENZENE	2.2 U	0.13 U	0.13 U	0.13 U	0.13 U	0.13 U	8.7 U
STYRENE	1.8 U	0.11 U	0.11 U	0.11 U	0.11 U	0.11 U	7.3 U
TERT-AMYL METHYL ETHER	1.1 U	0.067 U	0.067 U	0.067 U	0.067 U	0.067 U	4.5 U
TERT-BUTYLBENZENE	2.2 U	0.13 U	0.13 U	0.13 U	0.13 U	0.13 U	8.7 U
TERTIARY-BUTYL ALCOHOL	65 UR	3.9 UR	3.9 UR	3.9 UR	3.9 UR	3.9 UR	260 UR
TETRACHLOROETHENE	4.8 U	0.29 U	0.29 U	0.29 U	0.29 U	0.29 U	19 U
TOLUENE	2.2 U	0.13 U	0.13 U	0.13 U	0.13 U	1.8	8.7 U
TOTAL XYLENES	4.7 U	0.28 U	0.28 U	0.28 U	0.28 U	0.28 U	19 U
TRANS-1,2-DICHLOROETHENE	3.7 J	0.19 U	0.19 U	0.19 U	0.19 U	0.19 U	13 U
TRANS-1,3-DICHLOROPROPENE	3.2 U	0.19 U	0.19 U	0.19 U	0.19 U	0.19 U	13 U
TRICHLOROETHENE	530	0.17 U	0.17 U	0.17 U	0.17 U	0.17 U	1500
TRICHLOROFLUOROMETHANE	3.5 U	0.21 U	0.21 U	0.21 U	0.21 U	0.21 U	14 U
VINYL ACETATE	3.2 U	0.19 U	0.19 U	0.19 U	0.19 U	0.19 U	13 U
VINYL CHLORIDE	34	0.22 U	0.22 U	0.22 U	0.22 U	0.22 U	140
SEMIVOLATILES (ug/l)							
1,1-BIPHENYL					0.8 U	0.8 U	0.8 U
1,4-DIOXANE					0.49 U	0.49 U	0.49 U
2,2'-OXYBIS(1-CHLOROPROPANE)					0.4 U	0.4 U	0.4 U

Table E-2

Analytical Results for Groundwater Samples, August-September 2009
Lockheed Martin, Martin State Airport, Middle River, Maryland

SAMPLE ID:	MSA-MW28I-082609	MSA-MW29D-090309	MSA-MW30D-090109	MSA-MW31D-082809	MSA-MW32S-090409	MSA-MW32I-090409	MSA-MW33S-090409
LABORATORY ID:	A9H270136001	A9I040243007	A9I020192001	A9H290107003	A9I080113006	A9I080113007	A9I080113004
SAMPLE DATE:	8/26/2009	9/3/2009	9/1/2009	8/28/2009	9/4/2009	9/4/2009	9/4/2009
LOCATION:	MSA-MW28I	MSA-MW29D	MSA-MW30D	MSA-MW31D	MSA-MW32S	MSA-MW32I	MSA-MW33S
2,4,5-TRICHLOROPHENOL					0.3 U	0.3 U	0.3 U
2,4,6-TRICHLOROPHENOL					0.8 U	0.8 U	0.8 U
2,4-DICHLOROPHENOL					0.8 U	0.8 U	0.8 U
2,4-DIMETHYLPHENOL					0.8 U	0.8 U	0.8 U
2,4-DINITROPHENOL					2.4 U	2.4 U	2.4 U
2,4-DINITROTOLUENE					0.27 U	0.27 U	0.27 U
2,6-DINITROTOLUENE					0.8 U	0.8 U	0.8 U
2-CHLORONAPHTHALENE					0.1 U	0.1 U	0.1 U
2-CHLOROPHENOL					0.29 U	0.29 U	0.29 U
2-METHYLNAPHTHALENE					0.1 U	0.1 U	0.1 U
2-METHYLPHENOL					0.8 U	0.8 U	0.8 U
2-NITROANILINE					0.8 U	0.8 U	0.8 U
2-NITROPHENOL					0.28 U	0.28 U	0.28 U
3,3'-DICHLOROBENZIDINE					0.37 U	0.37 U	0.37 U
3-NITROANILINE					0.28 U	0.28 U	0.28 U
4,6-DINITRO-2-METHYLPHENOL					2.4 U	2.4 U	2.4 U
4-BROMOPHENYL PHENYL ETHER					0.8 U	0.8 U	0.8 U
4-CHLORO-3-METHYLPHENOL					0.8 U	0.8 U	0.8 U
4-CHLOROANILINE					0.8 U	0.8 U	0.8 U
4-CHLOROPHENYL PHENYL ETHER					0.3 U	0.3 U	0.3 U
4-METHYLPHENOL					0.8 U	0.8 U	0.8 U
4-NITROANILINE					0.8 U	0.8 U	0.8 U
4-NITROPHENOL					2.4 U	2.4 U	2.4 U
ACENAPHTHENE					0.1 U	0.1 U	0.1 U
ACENAPHTHYLENE					0.1 U	0.1 U	0.1 U
ACETOPHENONE					0.34 U	0.34 U	0.34 U
ANTHRACENE					0.1 U	0.1 U	0.1 U

Table E-2

Analytical Results for Groundwater Samples, August-September 2009
Lockheed Martin, Martin State Airport, Middle River, Maryland

SAMPLE ID:	MSA-MW28I-082609	MSA-MW29D-090309	MSA-MW30D-090109	MSA-MW31D-082809	MSA-MW32S-090409	MSA-MW32I-090409	MSA-MW33S-090409
LABORATORY ID:	A9H270136001	A9I040243007	A9I020192001	A9H290107003	A9I080113006	A9I080113007	A9I080113004
SAMPLE DATE:	8/26/2009	9/3/2009	9/1/2009	8/28/2009	9/4/2009	9/4/2009	9/4/2009
LOCATION:	MSA-MW28I	MSA-MW29D	MSA-MW30D	MSA-MW31D	MSA-MW32S	MSA-MW32I	MSA-MW33S
ATRAZINE					0.34 U	0.34 U	0.34 U
BENZALDEHYDE					0.39 U	0.39 U	0.39 U
BENZO(A)ANTHRACENE					0.1 U	0.1 U	0.1 U
BENZO(A)PYRENE					0.1 U	0.1 U	0.1 U
BENZO(B)FLUORANTHENE					0.1 U	0.1 U	0.1 U
BENZO(G,H,I)PERYLENE					0.1 U	0.1 U	0.1 U
BENZO(K)FLUORANTHENE					0.1 U	0.1 U	0.1 U
BIS(2-CHLOROETHOXY)METHANE					0.32 U	0.32 U	0.32 U
BIS(2-CHLOROETHYL)ETHER					0.1 U	0.1 U	0.1 U
BIS(2-ETHYLHEXYL)PHTHALATE					0.8 U	0.8 U	0.8 U
BUTYL BENZYL PHTHALATE					0.8 U	0.8 U	0.8 U
CAPROLACTAM					0.8 U	0.8 U	0.8 U
CARBAZOLE					0.28 U	0.28 U	0.28 U
CHRYSENE					0.1 U	0.1 U	0.1 U
DIBENZO(A,H)ANTHRACENE					0.1 U	0.1 U	0.1 U
DIBENZOFURAN					0.1 U	0.1 U	0.1 U
DIETHYL PHTHALATE					0.6 U	0.6 U	0.6 U
DIMETHYL PHTHALATE					0.29 U	0.29 U	0.29 U
DI-N-BUTYL PHTHALATE					0.67 U	0.67 U	0.67 U
DI-N-OCTYL PHTHALATE					0.8 U	0.8 U	0.8 U
FLUORANTHENE					0.1 U	0.1 U	0.1 U
FLUORENE					0.1 U	0.1 U	0.1 U
HEXACHLOROBENZENE					0.1 U	0.1 U	0.1 U
HEXACHLOROBUTADIENE					0.27 U	0.27 U	0.27 U
HEXACHLOROCYCLOPENTADIENE					0.8 U	0.8 U	0.8 U
HEXACHLOROETHANE					0.8 U	0.8 U	0.8 U
INDENO(1,2,3-CD)PYRENE					0.1 U	0.1 U	0.1 U

Table E-2

Analytical Results for Groundwater Samples, August-September 2009
Lockheed Martin, Martin State Airport, Middle River, Maryland

SAMPLE ID:	MSA-MW28I-082609	MSA-MW29D-090309	MSA-MW30D-090109	MSA-MW31D-082809	MSA-MW32S-090409	MSA-MW32I-090409	MSA-MW33S-090409
LABORATORY ID:	A9H270136001	A9I040243007	A9I020192001	A9H290107003	A9I080113006	A9I080113007	A9I080113004
SAMPLE DATE:	8/26/2009	9/3/2009	9/1/2009	8/28/2009	9/4/2009	9/4/2009	9/4/2009
LOCATION:	MSA-MW28I	MSA-MW29D	MSA-MW30D	MSA-MW31D	MSA-MW32S	MSA-MW32I	MSA-MW33S
ISOPHORONE					0.27 U	0.27 U	0.27 U
NAPHTHALENE					0.1 U	0.1 U	0.1 U
NITROBENZENE					0.04 U	0.04 U	0.04 U
N-NITROSODIMETHYLAMINE					0.31 U	0.31 U	0.31 U
N-NITROSO-DI-N-PROPYLAMINE					0.8 U	0.8 U	0.8 U
N-NITROSODIPHENYLAMINE					0.31 U	0.31 U	0.31 U
PENTACHLOROPHENOL					2.4 U	2.4 U	2.4 U
PHENANTHRENE					0.1 U	0.1 U	0.1 U
PHENOL					0.6 U	0.6 U	0.6 U
PYRENE					0.1 U	0.1 U	0.1 U
TOTAL METALS (ug/l)							
ANTIMONY	0.14 B	0.064 B	0.21 B	0.28 B	0.043 U	0.17 B	0.081 B
ARSENIC	15.6	0.12 UJ	0.12 U	0.21 U	0.92	0.12 U	0.39
BARIUM	99.1	6.3	9	71.4	58.6	81.4	122
BERYLLIUM	0.24 B	0.046 B	0.12	0.35 B	0.16	0.11 B	0.11 B
CADMIUM	0.027 UL	0.05 B	0.045 B	1.4	0.029 B	0.83	0.014 U
CALCIUM							
CHROMIUM	1.7 B	0.59 B	0.55 B	5.6	1.1 B	0.49 B	0.36 B
COBALT	41.7	1.6	7.1 L	6.8	79	82	75.6
COPPER	0.16 B	12.2	7.3	3.7 B	0.079 U	0.37 B	0.25 B
IRON	34300	89 B	58.6 B	3330	63600	25500	8130
LEAD	0.16 B	0.31 B	0.11 B	1.3	0.062 B	0.028 U	0.12 B
MAGNESIUM							
MANGANESE	374	12.3	20.4	1270	5720	3440	448
MERCURY	0.1 UL	0.1 U	0.1 U	0.1 UL	0.1 U	0.1 U	0.1 U
MOLYBDENUM	1.1 B	0.23 U	0.39 B	0.95 B	2.1	1.1 B	0.45 B
NICKEL	40.2	2.8 J	8.7	18.6	20.1	34.9	61

Table E-2

Analytical Results for Groundwater Samples, August-September 2009
Lockheed Martin, Martin State Airport, Middle River, Maryland

SAMPLE ID:	MSA-MW28I-082609	MSA-MW29D-090309	MSA-MW30D-090109	MSA-MW31D-082809	MSA-MW32S-090409	MSA-MW32I-090409	MSA-MW33S-090409
LABORATORY ID:	A9H270136001	A9I040243007	A9I020192001	A9H290107003	A9I080113006	A9I080113007	A9I080113004
SAMPLE DATE:	8/26/2009	9/3/2009	9/1/2009	8/28/2009	9/4/2009	9/4/2009	9/4/2009
LOCATION:	MSA-MW28I	MSA-MW29D	MSA-MW30D	MSA-MW31D	MSA-MW32S	MSA-MW32I	MSA-MW33S
POTASSIUM							
SELENIUM	0.14 U	0.14 UJ	0.18 B	0.14 U	0.56	0.36	0.14 U
SILICA							
SILVER	0.033 U	0.02 U	0.02 U	0.033 U	0.02 U	0.02 U	0.02 U
SODIUM							
THALLIUM	0.12 B	0.072 U	0.21 B	0.12 U	0.072 U	0.072 U	0.072 U
VANADIUM	0.87	0.29 U	0.29 U	1.7	0.29 U	0.29 U	0.29 U
ZINC	13.2 B	18.3 J	22.6 K	882	22.1 B	39.2 K	44.7
FILTERED METALS (ug/l)							
ANTIMONY	0.055 U	0.043 U	0.11 B	0.12 B	0.073 B	0.12 B	0.077 B
ARSENIC	17.2	0.12 UJ	0.12 U	0.21 U	0.73	0.12 U	0.42
BARIUM	105	4.9	8.5	72.9	59.6	72.4	119
BERYLLIUM	0.15 B	0.042 B	0.078	0.14 B	0.11 B	0.11 B	0.1 B
CADMIUM	0.027 UL	0.23 B	0.032 B	0.027 U	0.014 U	0.71	0.014 U
CHROMIUM	1.1 B	0.34 B	0.2 B	4.5	0.94 B	0.57 B	0.27 B
COBALT	39.9	1.6	6.7 L	3	77.2	72.8	74
COPPER	0.12 B	4.6	6.5	0.064 U	0.38 B	0.22 B	0.29 B
IRON	35100	4.7 U	11.2 B	3190	65100	21600	7900
LEAD	0.057 B	0.13 B	0.067 B	0.043 B	0.028 U	0.039 B	0.057 B
MANGANESE	390	11.8	19.4	1370	5720	3060	433
MERCURY	0.1 UL	0.1 U	0.1 U	0.1 U	0.1 U	0.1 U	0.1 U
MOLYBDENUM	0.5 B	0.23 U	0.23 U	0.75 B	2.2 B	0.98 B	0.48 B
NICKEL	37.6	3.2 J	7.8	18.9	18	30.9	59
SELENIUM	0.14 U	0.14 UJ	0.14 U	0.14 U	0.56	0.25	0.14 U
SILVER	0.033 U	0.02 U	0.02 U	0.033 U	0.02 U	0.02 U	0.02 U
THALLIUM	0.12 U	0.072 U	0.072 U	0.12 U	0.072 U	0.072 U	0.072 U
VANADIUM	0.6 U	0.29 U	0.29 U	0.88	0.29 U	0.29 U	0.29 U

Table E-2

Analytical Results for Groundwater Samples, August-September 2009
Lockheed Martin, Martin State Airport, Middle River, Maryland

SAMPLE ID:	MSA-MW28I-082609	MSA-MW29D-090309	MSA-MW30D-090109	MSA-MW31D-082809	MSA-MW32S-090409	MSA-MW32I-090409	MSA-MW33S-090409
LABORATORY ID:	A9H270136001	A9I040243007	A9I020192001	A9H290107003	A9I080113006	A9I080113007	A9I080113004
SAMPLE DATE:	8/26/2009	9/3/2009	9/1/2009	8/28/2009	9/4/2009	9/4/2009	9/4/2009
LOCATION:	MSA-MW28I	MSA-MW29D	MSA-MW30D	MSA-MW31D	MSA-MW32S	MSA-MW32I	MSA-MW33S
ZINC	15.5 B	16.8 J	22.4 K	2.7 B	16 B	39.3 K	44.2
MISCELLANEOUS (mg/l)							
ALKALINITY							
CHLORIDE							
DISSOLVED ORGANIC CARBON							
HEXAVALENT CHROMIUM	0.002 U	0.002 UR	0.002 UL	0.002 UL			
NITRATE-N							
NITRITE-N							
ORTHOPHOSPHATE-P							
SULFATE							
TOTAL DISSOLVED SOLIDS							
MISCELLANEOUS (ug/l)							
PERCHLORATE	0.082 U	0.086 J	0.09 J	0.082 U			
PETROLEUM HYDROCARBONS (ug/l)							
DIESEL RANGE ORGANICS							
GASOLINE RANGE ORGANICS							

Table E-2

Analytical Results for Groundwater Samples, August-September 2009
Lockheed Martin, Martin State Airport, Middle River, Maryland
Page 73 of 80

SAMPLE ID:	MSA-MW33I-090409	MSA-MW34S-090409	MSA-MW34I-090409
LABORATORY ID:	A9I080113003	A9I080113002	A9I080113001
SAMPLE DATE:	9/4/2009	9/4/2009	9/4/2009
LOCATION:	MSA-MW33I	MSA-MW34S	MSA-MW34I
VOLATILES (ug/l)			
1,1,1,2-TETRACHLOROETHANE	0.23 U	0.23 U	0.23 U
1,1,1-TRICHLOROETHANE	0.22 U	0.22 U	0.22 U
1,1,2,2-TETRACHLOROETHANE	0.18 U	0.18 U	0.18 U
1,1,2-TRICHLOROTRIFLUOROETHANE	0.28 U	0.28 U	0.28 U
1,1-DICHLOROETHANE	0.15 U	0.15 U	0.15 U
1,1-DICHLOROETHENE	0.19 U	0.19 U	0.19 U
1,1-DICHLOROPROPENE	0.13 U	0.13 U	0.13 U
1,2,3-TRICHLOROBENZENE	0.17 U	0.17 U	0.17 U
1,2,3-TRICHLOROPROPANE	0.43 U	0.43 U	0.43 U
1,2,3-TRIMETHYLBENZENE	0.0059 U	0.0059 U	0.0059 U
1,2,4-TRICHLOROBENZENE	0.15 U	0.15 U	0.15 U
1,2,4-TRIMETHYLBENZENE	0.12 U	0.12 U	0.12 U
1,2-DIBROMO-3-CHLOROPROPANE	0.67 U	0.67 U	0.67 U
1,2-DIBROMOETHANE	0.24 U	0.24 U	0.24 U
1,2-DICHLOROBENZENE	0.13 U	0.13 U	0.13 U
1,2-DICHLOROETHANE	0.22 U	0.26 J	0.8 J
1,2-DICHLOROPROPANE	0.18 U	0.18 U	0.18 U
1,3-DICHLOROBENZENE	0.14 U	0.14 U	0.14 U
1,3-DICHLOROPROPANE	0.16 U	0.16 U	0.16 U
1,4-DICHLOROBENZENE	0.13 U	0.13 U	0.13 U
1,4-DIOXANE			
2,2-DICHLOROPROPANE	0.13 U	0.13 U	0.13 U
2-BUTANONE	0.57 U	0.57 U	0.57 U
2-CHLOROETHYL VINYL ETHER	0.99 U	0.99 U	0.99 U
2-CHLOROTOLUENE	0.11 U	0.11 U	0.11 U
2-HEXANONE	0.41 U	0.41 U	0.41 U

Table E-2

Analytical Results for Groundwater Samples, August-September 2009
Lockheed Martin, Martin State Airport, Middle River, Maryland

SAMPLE ID:	MSA-MW33I-090409	MSA-MW34S-090409	MSA-MW34I-090409
LABORATORY ID:	A9I080113003	A9I080113002	A9I080113001
SAMPLE DATE:	9/4/2009	9/4/2009	9/4/2009
LOCATION:	MSA-MW33I	MSA-MW34S	MSA-MW34I
4-CHLOROTOLUENE	0.18 U	0.18 U	0.18 U
4-ISOPROPYLTOLUENE	0.12 U	0.12 U	0.12 U
4-METHYL-2-PENTANONE	0.32 U	0.32 U	0.32 U
ACETONE	12 B	3.8 B	1.7 B
BENZENE	0.13 U	0.13 U	1.2
BROMOBENZENE	0.13 U	0.13 U	0.13 U
BROMOCHLOROMETHANE	0.29 U	0.29 U	0.29 U
BROMODICHLOROMETHANE	0.17 J	0.15 U	0.15 U
BROMOFORM	0.64 U	0.64 U	0.64 U
BROMOMETHANE	0.41 U	0.41 U	0.41 U
CARBON DISULFIDE	1	0.65 J	0.65 J
CARBON TETRACHLORIDE	0.13 U	0.13 U	0.13 U
CHLOROBENZENE	0.15 U	0.15 U	0.15 U
CHLORODIBROMOMETHANE	0.18 U	0.18 U	0.18 U
CHLOROETHANE	0.29 U	0.29 U	0.29 U
CHLOROFORM	3	2.4	1.1
CHLOROMETHANE	0.3 U	0.31 J	0.3 U
CIS-1,2-DICHLOROETHENE	1	1.5	1.5
CIS-1,3-DICHLOROPROPENE	0.14 U	0.14 U	0.14 U
DIBROMOMETHANE	0.28 U	0.28 U	0.28 U
DICHLORODIFLUOROMETHANE	0.31 U	0.31 U	0.31 U
DIISOPROPYL ETHER	1.5 U	1.5 U	1.5 U
ETHANE			
ETHENE			
ETHYL TERT-BUTYL ETHER	0.11 U	0.11 U	0.11 U
ETHYLBENZENE	0.17 U	0.17 U	0.17 U
HEXACHLOROBUTADIENE	0.3 U	0.3 U	0.3 U

Table E-2

Analytical Results for Groundwater Samples, August-September 2009
Lockheed Martin, Martin State Airport, Middle River, Maryland

SAMPLE ID:	MSA-MW33I-090409	MSA-MW34S-090409	MSA-MW34I-090409
LABORATORY ID:	A9I080113003	A9I080113002	A9I080113001
SAMPLE DATE:	9/4/2009	9/4/2009	9/4/2009
LOCATION:	MSA-MW33I	MSA-MW34S	MSA-MW34I
ISOPROPYLBENZENE	0.13 U	0.13 U	0.13 U
M+P-XYLENES	0.24 U	0.24 U	19
METHANE			
METHYL TERT-BUTYL ETHER	0.17 U	0.17 U	0.17 U
METHYLENE CHLORIDE	0.33 U	0.33 U	0.33 U
NAPHTHALENE	0.24 U	0.24 U	0.24 U
N-BUTYLBENZENE	0.12 U	0.12 U	0.12 U
N-PROPYLBENZENE	0.14 U	0.14 U	0.14 U
O-XYLENE	0.14 U	0.14 U	2.5
SEC-BUTYLBENZENE	0.13 U	0.13 U	0.13 U
STYRENE	0.11 U	0.11 U	0.11 U
TERT-AMYL METHYL ETHER	0.067 U	0.067 U	0.067 U
TERT-BUTYLBENZENE	0.13 U	0.13 U	0.13 U
TERTIARY-BUTYL ALCOHOL	3.9 UR	3.9 UR	3.9 UR
TETRACHLOROETHENE	0.29 U	0.29 U	0.29 U
TOLUENE	0.3 J	0.13 U	0.13 U
TOTAL XYLENES	0.28 U	0.28 U	21
TRANS-1,2-DICHLOROETHENE	0.19 U	0.19 U	0.19 U
TRANS-1,3-DICHLOROPROPENE	0.19 U	0.19 U	0.19 U
TRICHLOROETHENE	1.2	0.17 U	0.17 U
TRICHLOROFLUOROMETHANE	0.21 U	0.21 U	0.21 U
VINYL ACETATE	0.19 U	0.19 U	0.19 U
VINYL CHLORIDE	0.22 U	1.7	15
SEMIVOLATILES (ug/l)			
1,1-BIPHENYL	0.8 U	0.8 U	0.8 U
1,4-DIOXANE	0.49 U	0.49 U	0.49 U
2,2'-OXYBIS(1-CHLOROPROPANE)	0.4 U	0.4 U	0.4 U

Table E-2

Analytical Results for Groundwater Samples, August-September 2009
Lockheed Martin, Martin State Airport, Middle River, Maryland

SAMPLE ID:	MSA-MW33I-090409	MSA-MW34S-090409	MSA-MW34I-090409
LABORATORY ID:	A9I080113003	A9I080113002	A9I080113001
SAMPLE DATE:	9/4/2009	9/4/2009	9/4/2009
LOCATION:	MSA-MW33I	MSA-MW34S	MSA-MW34I
2,4,5-TRICHLOROPHENOL	0.3 U	0.3 U	0.3 U
2,4,6-TRICHLOROPHENOL	0.8 U	0.8 U	0.8 U
2,4-DICHLOROPHENOL	0.8 U	0.8 U	0.8 U
2,4-DIMETHYLPHENOL	0.8 U	0.8 U	0.8 U
2,4-DINITROPHENOL	2.4 U	2.4 U	2.4 U
2,4-DINITROTOLUENE	0.27 U	0.27 U	0.27 U
2,6-DINITROTOLUENE	0.8 U	0.8 U	0.8 U
2-CHLORONAPHTHALENE	0.1 U	0.1 U	0.1 U
2-CHLOROPHENOL	0.29 U	0.29 U	0.29 U
2-METHYLNAPHTHALENE	0.1 U	0.1 U	0.1 U
2-METHYLPHENOL	0.8 U	0.8 U	0.8 U
2-NITROANILINE	0.8 U	0.8 U	0.8 U
2-NITROPHENOL	0.28 U	0.28 U	0.28 U
3,3'-DICHLOROBENZIDINE	0.37 U	0.37 U	0.37 U
3-NITROANILINE	0.28 U	0.28 U	0.28 U
4,6-DINITRO-2-METHYLPHENOL	2.4 U	2.4 U	2.4 U
4-BROMOPHENYL PHENYL ETHER	0.8 U	0.8 U	0.8 U
4-CHLORO-3-METHYLPHENOL	0.8 U	0.8 U	0.8 U
4-CHLOROANILINE	0.8 U	0.8 U	0.8 U
4-CHLOROPHENYL PHENYL ETHER	0.3 U	0.3 U	0.3 U
4-METHYLPHENOL	0.8 U	0.8 U	0.8 U
4-NITROANILINE	0.8 U	0.8 U	0.8 U
4-NITROPHENOL	2.4 U	2.4 U	2.4 U
ACENAPHTHENE	0.1 U	0.1 U	0.1 U
ACENAPHTHYLENE	0.1 U	0.1 U	0.1 U
ACETOPHENONE	0.34 U	0.34 U	0.34 U
ANTHRACENE	0.1 U	0.1 U	0.1 U

Table E-2

Analytical Results for Groundwater Samples, August-September 2009
Lockheed Martin, Martin State Airport, Middle River, Maryland
Page 77 of 80

SAMPLE ID:	MSA-MW33I-090409	MSA-MW34S-090409	MSA-MW34I-090409
LABORATORY ID:	A9I080113003	A9I080113002	A9I080113001
SAMPLE DATE:	9/4/2009	9/4/2009	9/4/2009
LOCATION:	MSA-MW33I	MSA-MW34S	MSA-MW34I
ATRAZINE	0.34 U	0.34 U	0.34 U
BENZALDEHYDE	0.39 U	0.39 U	0.39 U
BENZO(A)ANTHRACENE	0.1 U	0.1 U	0.1 U
BENZO(A)PYRENE	0.1 U	0.1 U	0.1 U
BENZO(B)FLUORANTHENE	0.1 U	0.1 U	0.1 U
BENZO(G,H,I)PERYLENE	0.1 U	0.1 U	0.1 U
BENZO(K)FLUORANTHENE	0.1 U	0.1 U	0.1 U
BIS(2-CHLOROETHOXY)METHANE	0.32 U	0.32 U	0.32 U
BIS(2-CHLOROETHYL)ETHER	0.1 U	0.1 U	0.1 U
BIS(2-ETHYLHEXYL)PHTHALATE	0.8 U	0.8 U	0.8 U
BUTYL BENZYL PHTHALATE	0.8 U	0.8 U	0.8 U
CAPROLACTAM	0.8 U	0.8 U	0.8 U
CARBAZOLE	0.28 U	0.28 U	0.28 U
CHRYSENE	0.1 U	0.1 U	0.1 U
DIBENZO(A,H)ANTHRACENE	0.1 U	0.1 U	0.1 U
DIBENZOFURAN	0.1 U	0.1 U	0.1 U
DIETHYL PHTHALATE	0.6 U	1.6	0.6 U
DIMETHYL PHTHALATE	0.29 U	0.29 U	0.29 U
DI-N-BUTYL PHTHALATE	0.67 U	0.67 U	0.67 U
DI-N-OCTYL PHTHALATE	0.8 U	0.8 U	0.8 U
FLUORANTHENE	0.1 U	0.1 U	0.1 U
FLUORENE	0.1 U	0.1 U	0.1 U
HEXACHLOROBENZENE	0.1 U	0.1 U	0.1 U
HEXACHLOROBUTADIENE	0.27 U	0.27 U	0.27 U
HEXACHLOROCYCLOPENTADIENE	0.8 U	0.8 U	0.8 U
HEXACHLOROETHANE	0.8 U	0.8 U	0.8 U
INDENO(1,2,3-CD)PYRENE	0.1 U	0.1 U	0.1 U

Table E-2

Analytical Results for Groundwater Samples, August-September 2009
Lockheed Martin, Martin State Airport, Middle River, Maryland

SAMPLE ID:	MSA-MW33I-090409	MSA-MW34S-090409	MSA-MW34I-090409
LABORATORY ID:	A9I080113003	A9I080113002	A9I080113001
SAMPLE DATE:	9/4/2009	9/4/2009	9/4/2009
LOCATION:	MSA-MW33I	MSA-MW34S	MSA-MW34I
ISOPHORONE	0.27 U	0.27 U	0.27 U
NAPHTHALENE	0.1 U	0.1 U	0.1 U
NITROBENZENE	0.04 U	0.04 U	0.04 U
N-NITROSODIMETHYLAMINE	0.31 U	0.31 U	0.31 U
N-NITROSO-DI-N-PROPYLAMINE	0.8 U	0.8 U	0.8 U
N-NITROSODIPHENYLAMINE	0.31 U	0.31 U	0.31 U
PENTACHLOROPHENOL	2.4 U	2.4 U	2.4 U
PHENANTHRENE	0.1 U	0.1 U	0.1 U
PHENOL	0.6 U	0.6 U	0.6 U
PYRENE	0.1 U	0.1 U	0.1 U
TOTAL METALS (ug/l)			
ANTIMONY	0.19 B	0.37 B	0.25 B
ARSENIC	0.75	0.34	0.28
BARIUM	29.8	66.4	79.5
BERYLLIUM	0.06 B	0.23	0.24
CADMIUM	0.029 B	0.25 B	0.23 B
CALCIUM			
CHROMIUM	1.2 B	2	0.65 B
COBALT	49.2	58.8	177
COPPER	0.64 B	3.5 K	1.8 B
IRON	26600	1270	5780
LEAD	0.22 B	0.59	0.21 B
MAGNESIUM			
MANGANESE	322	202	416
MERCURY	0.1 U	0.1 U	0.1 U
MOLYBDENUM	1.6	0.55 B	0.38 B
NICKEL	39.4	75.1	228

Table E-2

Analytical Results for Groundwater Samples, August-September 2009
Lockheed Martin, Martin State Airport, Middle River, Maryland

SAMPLE ID:	MSA-MW33I-090409	MSA-MW34S-090409	MSA-MW34I-090409
LABORATORY ID:	A9I080113003	A9I080113002	A9I080113001
SAMPLE DATE:	9/4/2009	9/4/2009	9/4/2009
LOCATION:	MSA-MW33I	MSA-MW34S	MSA-MW34I
POTASSIUM			
SELENIUM	0.14 U	0.4	0.14 U
SILICA			
SILVER	0.02 U	0.02 U	0.02 U
SODIUM			
THALLIUM	0.072 U	0.28 B	0.22 B
VANADIUM	0.29 U	2.4	0.8
ZINC	74.8	102	258
FILTERED METALS (ug/l)			
ANTIMONY	0.17 B	0.16 B	0.093 B
ARSENIC	0.54	0.12 U	0.12 U
BARIUM	28.1	69.3	75.6
BERYLLIUM	0.025 U	0.25	0.22
CADMIUM	0.014 U	0.26 B	0.27 B
CHROMIUM	0.52 B	0.57 B	0.25 B
COBALT	46.9	54.5	165
COPPER	0.28 B	1.4 B	0.33 B
IRON	23700	549	5450
LEAD	0.054 B	0.081 B	0.067 B
MANGANESE	303	279	408
MERCURY	0.1 U	0.12 K	0.1 U
MOLYBDENUM	1.5	0.49 B	0.23 U
NICKEL	37	69.9	211
SELENIUM	0.14 U	0.39	0.14 U
SILVER	0.02 U	0.02 U	0.02 U
THALLIUM	0.072 U	0.15 B	0.16 B
VANADIUM	0.29 U	0.29 U	0.29 U

Table E-2

Analytical Results for Groundwater Samples, August-September 2009
Lockheed Martin, Martin State Airport, Middle River, Maryland
Page 80 of 80

SAMPLE ID:	MSA-MW33I-090409	MSA-MW34S-090409	MSA-MW34I-090409
LABORATORY ID:	A9I080113003	A9I080113002	A9I080113001
SAMPLE DATE:	9/4/2009	9/4/2009	9/4/2009
LOCATION:	MSA-MW33I	MSA-MW34S	MSA-MW34I
ZINC	72.2	74.8	241
MISCELLANEOUS (mg/l)			
ALKALINITY			
CHLORIDE			
DISSOLVED ORGANIC CARBON			
HEXAVALENT CHROMIUM			
NITRATE-N			
NITRITE-N			
ORTHOPHOSPHATE-P			
SULFATE			
TOTAL DISSOLVED SOLIDS			
MISCELLANEOUS (ug/l)			
PERCHLORATE			
PETROLEUM HYDROCARBONS (ug/l)			
DIESEL RANGE ORGANICS			
GASOLINE RANGE ORGANICS			

B - Analyte was detected but is considered to be a laboratory contaminant.

J - Positive value is considered estimated as a result of technical noncompliance.

K - Positive value is considered biased high as a result of techical noncompliance.

L - Positive value is considered biased low as a result of technical noncompliance.

U - Not detected

UR - rejected value

ug/l - micrograms per liter

mg/l - milligrams per liter