Groundwater Monitoring Report
August–September 2008
Martin State Airport
701 Wilson Point Road
Middle River, Maryland

Prepared for:

Lockheed Martin Corporation

Prepared by:

Tetra Tech, Inc.
May 2009



Michael Martin, P.G.
East Coast Regional Manager



Anthony Apanavage, P.G.
Project Manager

TABLE OF CONTENTS

Section **Page**

1 INTRODUCTION 1-1

2 SITE OVERVIEW 2-1

2.1 SITE LOCATION AND DESCRIPTION 2-1
2.2 DESCRIPTION OF HISTORICAL AREAS OF CONCERN 2-1
2.3 SITE INVESTIGATION HISTORY 2-2
2.4 REGIONAL GEOLOGIC AND HYDROGEOLOGIC CONDITIONS 2-4
2.5 MARTIN STATE AIRPORT SUBSURFACE CONDITIONS 2-5

3 INVESTIGATION APPROACH 3-1

3.1 SYNOPTIC GROUNDWATER-LEVEL MEASUREMENTS 3-1
3.2 GROUNDWATER SAMPLING 3-1
3.3 FIELD AND LABORATORY ANALYSES 3-3
3.4 DOCUMENTATION 3-3
3.5 EQUIPMENT DECONTAMINATION 3-3
3.6 WASTE MANAGEMENT 3-4
3.7 GENERAL SAMPLING PROCEDURES, NOMENCLATURE, AND HANDLING 3-4
3.8 DATA VALIDATION 3-5

4 INVESTIGATION RESULTS 4-1

4.1 GROUNDWATER DATA 4-1
4.1.1 Groundwater-Level Data 4-1
4.1.2 Groundwater-Chemical Data 4-2

5 SUMMARY 5-1

6 REFERENCES 6-1

TABLE OF CONTENTS (Continued)

APPENDICES

APPENDIX A – GROUNDWATER-LEVEL RECORD SHEET

APPENDIX B – MONITORING-WELL PURGING AND SAMPLING RECORDS

APPENDIX C – CHAIN-OF-CUSTODY FORMS

APPENDIX D – DATA-VALIDATION REPORTS (ON CD)

APPENDIX E – ANALYTICAL-DATA TABLES

LIST OF FIGURES

Page

Figure 1-1 Site Location Map 1-2
Figure 3-1 Groundwater Monitoring Well Locations 3-7
Figure 4-1 Groundwater Elevation Contour Map - Upper Surficial Aquifer Wells, October 2008 4-16
Figure 4-2 Groundwater Elevation Contour Map - Intermediate Surficial Aquifer Wells, October 2008 4-17
Figure 4-3 Groundwater Elevation Contour Map - Lower Surficial Aquifer Wells, October 2008 4-18
Figure 4-4 Concentrations of Major Chlorinated VOCs in Groundwater – Upper Surficial Aquifer 4-19
Figure 4-5 Concentrations of Major Chlorinated VOCs in Groundwater – Intermediate Surficial Aquifer 4-20
Figure 4-6 Concentrations of Major Chlorinated VOCs in Groundwater – Lower Surficial Aquifer 4-21

LIST OF TABLES

Page

Table 3-1 List of Groundwater Monitoring-Wells Sampled, August-September 2008 3-6
Table 4-1 Groundwater Levels and Elevations, October 2008 4-9
Table 4-2 Statistical Summary of Groundwater Samples, August-September 2008 4-12
Table 4-3 Summary of Metals Exceeding Maryland Groundwater Standards, August-September 2008 4-15

ACRONYMS

c-1,2-DCE	cis-1,2-dichloroethene
COC	chain-of-custody
COD	chemical oxygen demand
DCE	dichloroethene
DO	dissolved oxygen
MAA	Maryland Aviation Administration
MANG	Maryland Air National Guard
MCL	Maximum Contaminant Level
MDE	Maryland Department of the Environment
MES	Maryland Environmental Service
MIP/CPT	Membrane interface probe/cone penetrometer test
mL/min	milliliter per minute
MSA	Martin State Airport
MSL	mean sea level
µg/L	micrograms per liter (i.e., parts per billion)
ND	not detected
NTU	nephelometric turbidity unit
ORP	oxidation-reduction potential
PPE	personal protective equipment
SVOC	Semivolatile organic compound
TB	trip blank
TCE	trichloroethene
TOC	total organic carbon
USDOT	U.S. Department of Transportation
USEPA	U.S. Environmental Protection Agency

VC	vinyl chloride
VOC	volatile organic compound

Section 1
Introduction

This report summarizes the August-September 2008 groundwater sampling conducted at the Martin State Airport (MSA) facility in Middle River, Maryland. Figure 1-1 depicts the location of the MSA facility.

The sampling was conducted to provide a current round of groundwater data for older existing wells, and a second round of groundwater data for newly installed monitoring wells at MSA. These data are used to describe current groundwater-quality conditions at the facility, to evaluate time-based trends of groundwater contaminants, and to evaluate remedial actions in subsequent studies. Groundwater samples were chemically analyzed for chlorinated volatile organic compounds (VOCs), one semivolatile-organic-compound (SVOC), metals, and several water-quality indicators.

The data report is organized as follows:

- Section 2 – Site Overview: Presents a brief overview of the site and subsurface conditions observed in the field during previous investigations and describes the regional and site-specific geology and hydrogeology, as determined from site soil-borings and available scientific literature;
- Section 3 – Investigation Approach: Presents the technical approach to the investigation program and describes the field methodologies used;
- Section 4 – Investigation Results: Presents the investigation results from the field program;
- Section 5 – Summary: Summarizes the investigation findings; and
- Section 6 – References: Cites references used to compile the report.

Map Document: (K:\GProject\MartinStateAirport-LMC\MapDocs\MXD\Maps\MiddleRiver_MartinStateAirport_LocationMap.mxd) 12/4/2008

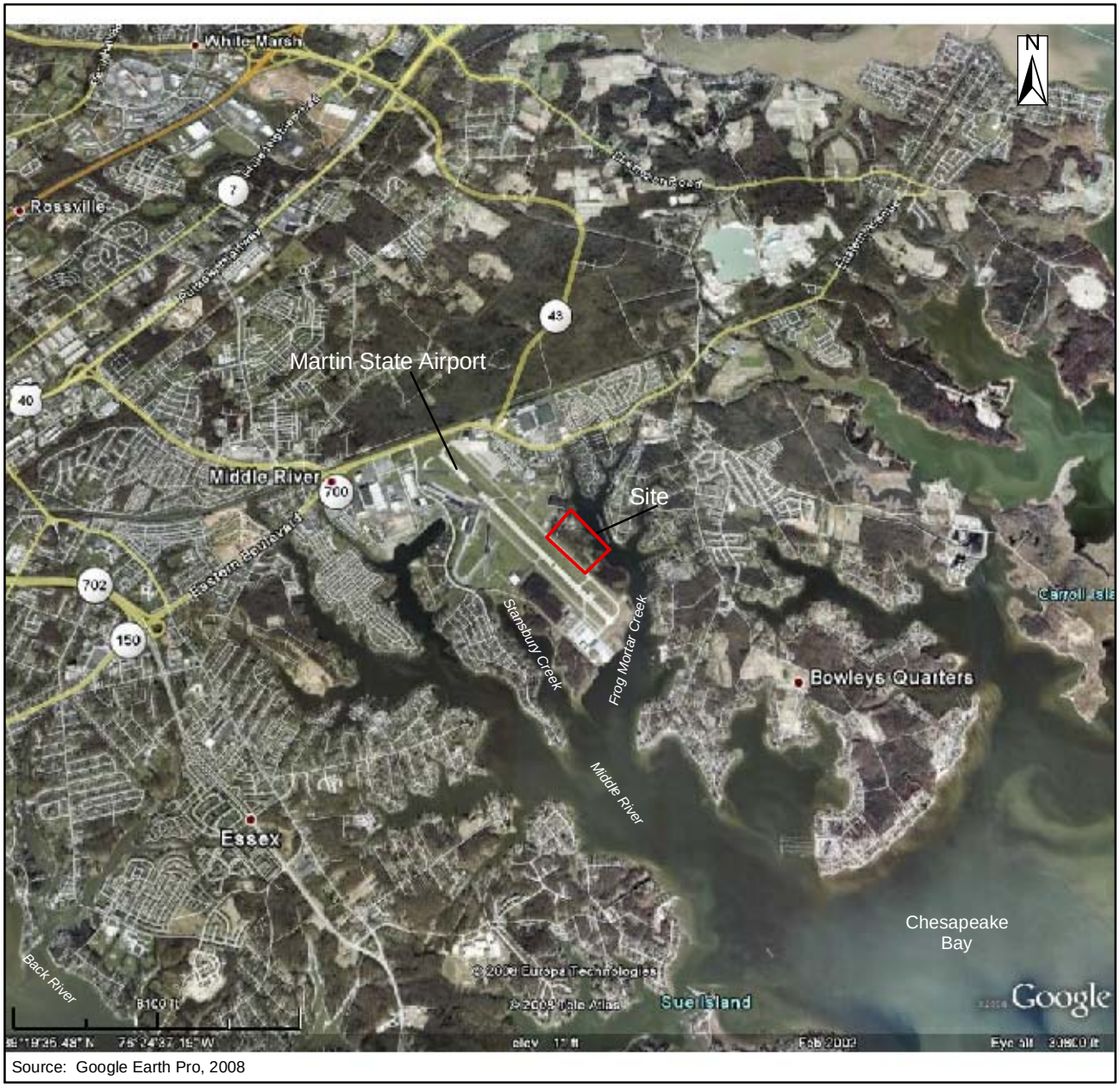

Source: Google Earth Pro, 2008

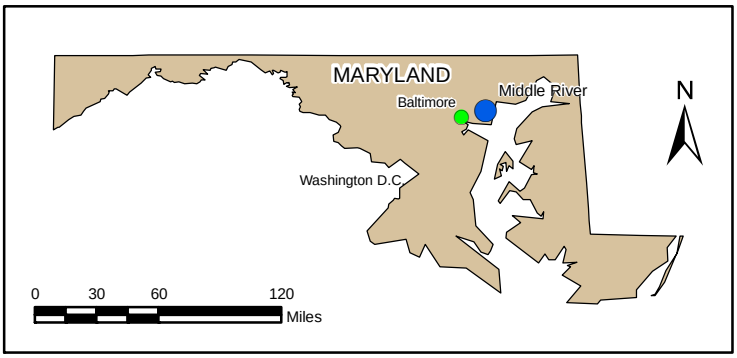

Figure 1-1

Site Location Map

Martin State Airport
Middle River, Maryland

DATE MODIFIED:	CREATED BY:
12/04/08	MP

Tetra Tech, Inc.

Section 2
Site Overview

2.1 SITE LOCATION AND DESCRIPTION

MSA is located at 701 Wilson Point Road in Middle River, Maryland, bounded by Frog Mortar Creek to the east and Stansbury Creek to the west (see Figure 1-1). Both creeks join the Chesapeake Bay at the south side of the airport. The area under investigation is located at the southeast portion of the MSA and is bounded by Frog Mortar Creek to the east and the main airport runway to the west.

The investigation area was initially identified in July 1991, when the Maryland Aviation Administration (MAA) encountered four drums adjacent to Taxiway Tango during trenching activities to install an electrical cable. Based on the discovery of these buried drums, the surrounding area was investigated for potential contaminant impacts to soil and groundwater, as required by the Maryland Department of the Environment (MDE) in their January 6, 1992 and January 14, 1997 letters to MAA.

2.2 DESCRIPTION OF HISTORICAL AREAS OF CONCERN

From 1992 through 1996, the MAA conducted several investigations at the southeast portion of MSA. These investigations included a geophysical survey of Taxiway Tango (Handex, 1992), a preliminary site investigation of Taxiway Tango (Maryland Environmental Service [MES], 1994), a confirmation investigation of Taxiway Tango (MES, 1995), and an expanded investigation of Taxiway Tango (MES, 1996).

Results of these investigations identified four areas of concern:

1) *Taxiway Tango Median Anomaly-Area* — After removal of four buried drums in 1991, a geophysical survey was conducted throughout the area adjacent to Taxiway Tango. Several anomalous zones were identified as potentially containing buried metal.

2) *Drum Area* — Several drums were uncovered when surface vegetation was cleared during a 1996 site investigation.

3) *Two Existing Ponds* — Based on historical records, acids may have been discharged during the 1950s and 1960s at the present location of two ponds.

4) *Petroleum Hydrocarbon Area* — Petroleum hydrocarbons were encountered while drilling a soil boring during a 1996 site investigation. The Petroleum Hydrocarbon Area is located approximately 200 feet west of the ponds.

Areas of concern are shown in Figure 3-1. Trichloroethene (TCE) and TCE-degradation daughter-products were detected throughout the investigation area, with the highest concentrations in the Upper and Intermediate Surficial-Aquifer. At MSA, previously detected concentrations of TCE ranged from 0.5 to more than 100,000 micrograms per liter (µg/L). 1,4-Dioxane, a semivolatile compound typically co-located with chlorinated solvents, is also considered a chemical of concern. TCE-degradation daughter-products (e.g., dichloroethene [DCE], vinyl chloride [VC], etc.) are typically co-located with TCE at MSA.

2.3 SITE INVESTIGATION HISTORY

This section provides a brief chronology of previous site investigations conducted by Lockheed Martin Corporation:

- **March 1999: Initial Groundwater Monitoring-Well Sampling** — Lockheed Martin first evaluated the site in March 1999, sampling six existing groundwater monitoring wells to obtain updated chemical data on groundwater quality, elevation, and flow direction at the southeast portion of MSA. TCE, cis-1,2-dichloroethene (cis-1,2-DCE), and VC were detected in select monitoring wells at concentrations exceeding the State of Maryland groundwater standards and "National Primary Drinking Water Maximum Contaminant Levels" (MCLs). A detailed description of the groundwater sampling program is provided in the May 18, 1999 Final Groundwater Monitoring Well Surveying and Sampling Report. Detection of elevated VOCs in the existing monitoring wells led to further investigation of the site to identify potential chemical source areas.

- **March 2000: Source Identification and Assessment Program** — The second investigation (March–May 2000) was a "Source Identification and Assessment Program." MAA had previously identified four specific areas as having the potential to have released

chemicals. Each of these areas of potential concern was investigated through a combination of excavations, localized trenching, drilling of soil borings, and sampling and laboratory analyses of soil, sediments, and groundwater. VOCs, petroleum hydrocarbons, and metals were detected in the soil and groundwater during this investigation. Only VC was detected above the U.S. Environmental Protection Agency (USEPA) Region III industrial-soil risk-based concentrations used by MDE. Selected VOCs were also detected in the groundwater above the groundwater standards. The results of the investigation are documented in the September 29, 2000 *Final Source Identification and Assessment Report.* The source identification and assessment program identified VOCs in excess of published cleanup criteria; therefore, chemicals in the groundwater were delineated.

- **December 2001 through December 2002: Partial Chemical Delineation and Initial Modeling** — The third investigation (December 2001–December 2002) further delineated the lateral extent of chemicals in near-surface groundwater at the four source-areas of concern. In addition, deep multi-level monitoring wells were installed at two locations to characterize the site geology and vertical extent of groundwater impacts. The deep wells were installed where the highest concentrations of TCE and VC were detected in the shallow groundwater investigation. A summary of these activities is provided below and also documented in the December 27, 2002 *Final Chemical Delineation and Groundwater Modeling Report*.

  Based on the data collected during the groundwater investigation indicate that VOCs (primarily cis-1,2-DCE, TCE, and VC) and metals (primarily cadmium) are present in the groundwater above groundwater standards. The lateral and vertical distributions of chemicals in groundwater were not delineated during this phase of the investigation.

- **July 2003 through March 2004: Data-Gap Investigation and Groundwater Modeling** — The fourth investigation (July 2003–March 2004) aimed to fully delineate and characterize the chemical plumes at the site and perform groundwater modeling. Nine additional multi-level monitoring wells (DMW3 through DMW11), three shallow wells (DMW1S, DMW2S, and MW7), and four temporary wells (TT11 through TT14) were installed at the site. The lateral and vertical distributions of chemical concentrations in groundwater indicate that three potential source-areas are present at the site, contributing to three primary groundwater-plumes. These source areas and plumes are:

  1) Plume 1, originating from the Drum Area;
  2) Plume 2, originating from the Petroleum Hydrocarbon and Pond #1 Area;
  3) Plume 3, originating from the Taxiway Tango median area.

  Three chlorinated VOCs (cis-1,2-DCE, TCE, and VC) and cadmium were reported at elevated concentrations during this investigation. The distribution of VOCs in groundwater suggests that dechlorination of TCE to its daughter products cis-1,2-DCE and VC is occurring. The plumes are migrating along the down-gradient groundwater flow path from west to east toward Frog Mortar Creek. Whereas the three plumes represent the primary source areas, the chemicals have commingled to form a single contiguous area of groundwater contamination in the eastern portion of the site approaching Frog Mortar Creek.

Site-specific information was used to develop a conceptual model, including regional setting, soil lithology, aquifer characteristics, and historical and current chemical concentration data. Numerical modeling was conducted to predict the groundwater flow and chemical migration in the investigation area. Summaries of the investigation and modeling effort are documented in the May 2004 Final Data Gap Investigation and Modeling Report.

- **September 2007 to Present: Additional On-site Soil and Groundwater Characterization –-** To further delineate and characterize the chemical plumes and provide data to support evaluation of remedial alternatives, additional on-site soil and groundwater characterization began in September 2007. The program included advancing 52 membrane-interface-probe/cone-penetrometer tests (MIP/CPT) and installing 12 new, multi-level (nested) surficial-aquifer wells, followed by groundwater sampling. Thirty-one monitoring wells were installed, including shallow, intermediate, and deep monitoring wells. The nested wells' screens were installed at three separate depth-intervals of approximately 30, 50, and 80 feet below grade. In addition, two shallow and two intermediate wells were installed as recovery and observation wells to support aquifer-hydraulics testing. The existing and newly installed nested wells were sampled for target-contaminant analyses. MIP/CPT screening provided a vertical profile of electric conductivity and VOCs in subsurface soils and groundwater, and identified the areas/sources of contamination. The overall objectives of the field activities were to characterize the subsurface soil in the vadose zone and saturated zone, delineate the lateral boundaries of the contamination in soil and groundwater, and delineate the vertical extent of contamination in soil and groundwater.

- The overall objectives of the field activities were to characterize the subsurface soil in the vadose and saturated zones, delineate the lateral boundaries of soil and groundwater contamination, and delineate the vertical extent of soil and groundwater contamination. The study also entailed electromagnetic and gamma surveys to identify anomalies in the subsurface, which could represent buried waste and potential contaminant source(s). Test pits were excavated at locations identified by the geophysical survey as being either anomalous or non-anomalous to provide depth of fill data, visual identification of buried debris, and soil samples for laboratory analysis.

2.4 REGIONAL GEOLOGIC AND HYDROGEOLOGIC CONDITIONS

MSA is located in the western shore of the Coastal Plain Physiographic Province. Regional and local studies (Vroblesky and Fleck, 1991; Chapelle, 1985) indicate that the MSA facility lies on the Patapsco Formation. This formation consists of complex and interbedded mixtures of gray, brown, and red sands, silts, and clays originating from sediment deposition in a low coastal-plain traversed by low-gradient meandering streams.

Below the Patapsco Formation lies a regionally extensive, thick, clay confining-unit known as the Arundel Formation. It is a massive and probably impermeable unit underlying the site and surrounding area. The Arundel Formation outcrops northwest of the site and dips and thickens to the southeast. The Arundel Formation extends as far east as Cambridge, Maryland, where it is more than 600 feet thick. Regional lithologic information indicates that the thickness of the Arundel Formation may reach 150 feet at MSA (Vroblesky and Fleck, 1991; Chapelle, 1985). The formation probably acts as an impermeable barrier to the downward movement of any constituents found in the surficial aquifer. The base of the Arundel Formation (i.e., the top surface of the deeper Patuxent Formation) is approximately 225 feet below mean sea level (MSL) near MSA (Vroblesky and Fleck, 1991; Chapelle, 1985). Therefore, the depth to the base of the Arundel Formation may range from 235–255 feet below grade at MSA.

Below the Arundel Formation is the Patuxent Formation. The Patuxent Formation is a multi-aquifer unit due to various interbedded sand and silt/clay layers and the rapid changes of deposited material types over short distances. Permeable, sand-rich units range from bounded sand sheets to isolated sand bodies (Glaser, 1969). In the MSA area, potentiometric maps of the Patuxent Formation indicate groundwater flow to the south and southwest in response to industrial wells withdrawing water to the southwest and west of the site (Chapelle, 1985 and Curtin, 2006).

2.5 MARTIN STATE AIRPORT SUBSURFACE CONDITIONS

At MSA, numerous shallow and deep soil-borings have collected soil samples for lithologic information and chemical analyses. Previous studies at the property indicate that the subsurface geology at MSA consists of highly heterogeneous mixtures of unconsolidated sediments consisting of gravels, sands, silts, and clays. A layer of fill, consisting of heterogeneous sands, silts, and clays, overlies native soils.

A review of boring logs for wells MW5, DMW7S, and MW7 indicates that a heterogeneous mixture of clay, silt, and some silty sand predominates to a depth of approximately 25 feet below grade (five feet below MSL), underlain by poorly graded fine-sand with occasional silt lenses to a depth ranging from approximately 32–42 feet below grade (11–21 feet below MSL). At wells DMW7S and MW7, silt and clay predominate from 32–39 feet deep (11–19 feet below MSL). At

well MW5, the geology predominantly consists of poorly graded, fine sand to 42 feet below grade (19 feet below MSL) at its termination point.

All wells are screened in the surficial-aquifer system (the Patapsco Formation), but at different elevations to provide hydrologic and chemical data across the entire water-bearing zone. For data evaluation and correlation, the aquifer is divided into Upper, Intermediate, and Lower Surficial-Aquifer zones. Twenty-seven groundwater-monitoring wells (DMWlS through DMW11S, MW3 through MW7, MW15S through MW18S, MW20S, MW23S through MW26S, RW1S and OW1S) are screened in the Upper Surficial-Aquifer, which is the portion from the ground surface to an elevation of approximately 15 feet below MSL. Generally, the Upper Surficial-Aquifer consists of fill that occurs within the uppermost 10–20 feet below grade, and native soils beneath the fill materials. Locally, (e.g. DMW7S and MW7) an eight-foot thick, low-permeability zone (i.e., an aquiclude) is present between the Upper Surficial-Aquifer and the Intermediate Surficial-Aquifer. In some areas of the site, the aquiclude restricts groundwater flow, and retards contaminant movement between the Upper and Intermediate Surficial-Aquifer zones. However, the low-permeability zone is localized and limited in extent and was not encountered at MW5, thus providing a direct pathway for migration to deeper zones from surface-released chlorinated solvents. Twenty-nine wells (DMW1A, DMW2A, MW1, MW2, DMW3I through DMW11I, MW14I through MW26I, MW28I, RW1I, and OW1I) are screened in the Intermediate Surficial-Aquifer, which is the portion at elevations between 15–45 feet below MSL. Twenty wells (DMW1B, DMW2B, DMW3D through DMW9D, MW14D through MW23D, and MW26D) are screened in the Lower Surficial-Aquifer, which is the portion at elevations from approximately 45–73 feet below MSL. At an elevation of approximately 45 feet below MSL, a thin, clay, aquitard lies between the Intermediate and Lower Surficial-Aquifers.

Section 3
Investigation Approach

This report summarizes the August-September 2008 round of groundwater sampling, entailing collection of synoptic groundwater-level measurements and groundwater sampling for chemical analyses. The August-September 2008 groundwater round is part of the recent investigation (Tetra Tech, September 2007 to present) of vadose-zone soil, saturated-zone soil, and groundwater beneath the MSA.

3.1 SYNOPTIC GROUNDWATER-LEVEL MEASUREMENTS

A synoptic round of water-level measurements was conducted on October 31, 2008. Static water-levels were measured using a graduated electronic-sounding water-level meter. The static water-level was determined by lowering the meter's probe into the well until the liquid-level-indicator emitted an audible tone, indicating the air/water interface. The water level was read from the probe cable and recorded to the nearest 0.01 foot as the depth-to-water relative to the top of the PVC well-casing. Groundwater-level measurement sheets are provided in Appendix A.

3.2 GROUNDWATER SAMPLING

In August and September 2008, groundwater samples were collected from 34 wells installed in 2007 and 35 wells installed before 2007. Wells sampled for this round appear in Figure 3-1 and Table 3-1.

The following section outlines well-purging and sampling procedures. Before sample collection, monitoring wells were purged using low-flow purging techniques. Groundwater was purged using a peristaltic pump fitted with dedicated, disposable, Teflon®-lined tubing, or by using a submersible pump positioned within the center of the well's saturated-screen section. During

purging, the pumping rate ranged between 100–300 milliliters per minute (mL/min) and was constantly measured using a graduated cylinder. The purge rate was adjusted but not allowed to go below 100 mL/min, to prevent a water-level drawdown greater than 0.2 feet from the initial static water-level.

During groundwater purging, water-level drawdown measurements and groundwater parameters, including pH (a measure of acidity and alkalinity), temperature, specific conductance, dissolved oxygen (DO), oxidation-reduction potential (ORP), and turbidity, were collected every five to 10 minutes until purging was complete. Data were recorded within the appropriate site-specific logbook and on "Low-Flow-Purge Data Sheets." Water-quality parameters were measured using an inline water-quality meter. Turbidity readings were collected using a separate turbidity meter.

Purging was considered complete when the monitored water-quality parameters stabilized, when three saturated well-casing volumes had been removed, or when the well was purged dry. Stabilization was considered achieved when three consecutive readings, taken at five-minute intervals, were within ±0.1 standard units for pH, ±3% for specific conductance and temperature, ±10% for DO and ORP, and less than 10 nephelometric turbidity units (NTUs) for turbidity. If the monitoring well was purged dry, the water level within the well was allowed to recover a minimum of 80% of its initial static water-level before groundwater sampling. Well purging and sample record-sheets are provided in Appendix B.

All purged water was collected in U.S. Department of Transportation (USDOT)-approved 55-gallon steel drums located in a facility-approved location.

After purging, the monitoring wells were sampled using the same dedicated tubing or submersible pump used during the purging process. The groundwater samples were collected using low-flow sampling protocols at the same pumping rate as that used during well purging. Groundwater was pumped directly into the appropriate sample containers (including all VOC samples) or into a certified clean disposable container (supplied by the laboratory), which was then used to direct-pour the collected water into the appropriate sample containers.

3.3 FIELD AND LABORATORY ANALYSES

The following chemical analyses were conducted on samples from the wells listed in Table 3-1:

- VOCs by USEPA Method 8260;
- 1,4-dioxane by USEPA Method 8270;
- Hexavalent chromium by USEPA Method 7196A;
- Total and dissolved priority-pollutant metals by USEPA Method 6020; and
- Alkalinity, chemical oxygen demand (COD), total organic carbon (TOC), and pH on selected wells.

Samples were analyzed by TestAmerica, Inc. of North Canton, Ohio. Duplicate samples were collected at a rate of 1:10 (10%). Matrix-spike and matrix-spike-duplicate samples were collected on a 1:20 basis (5%). Trip blanks were submitted at a rate of one per cooler of VOCs per day.

3.4 DOCUMENTATION

A master site-logbook was maintained as an overall record of field activities. Sample documentation consists of completed chain-of-custody (COC) reports and matrix-specific sample log-sheets. The COC report is a standardized form used to summarize and document pertinent sample information, such as sample identification and type, matrix, date and time of collection, preservation, and requested analysis. Sample custody procedures are designed to document sample acquisition and integrity. COC reports are provided in Appendix C.

3.5 EQUIPMENT DECONTAMINATION

Reusable equipment (e.g., water-level meter) was decontaminated before and after each use. Decontamination of reusable small equipment consisted of the following:

- Alconox and potable water wash;
- Potable water rinse;

- Distilled water rinse; and
- Air drying.
- Decontamination solutions were collected for disposal.

Decontamination rinsate was transferred into 55-gallon drums staged near the decontamination pad. Dedicated and/or disposable equipment was used for groundwater purging/sampling activities and did not require decontamination.

3.6 WASTE MANAGEMENT

Investigative-derived waste, consisting of decontamination-rinsate water, monitoring-well purge water, and personal protective equipment (PPE), was generated during groundwater characterization. PPE was brushed off, placed in trash bags, and disposed of within a facility trash-receptacle. Well purge-water was collected and stored within USDOT-approved 55-gallon drums. All drums were appropriately labeled and logged on a drum-inventory form.

3.7 GENERAL SAMPLING PROCEDURES, NOMENCLATURE, AND HANDLING

A master site-logbook was maintained for each study at the site as an overall record of field activities. Each sample received a unique sample-identification consisting of the well name and sampling date (e.g., DMW-9I-082208). Trip blanks were labeled with a "TB" prefix followed by a six-digit submittal date (e.g., TB-051005). Field-related sample-handling considerations include selection of sample containers, preservatives, allowable holding times, and requested analyses.

Proper custody procedures were followed throughout all phases of sample collection and handling. COC protocols were used throughout sample handling to document the integrity of sample containers. Such protocols demonstrate that the samples were handled and transferred in a manner that would prevent (or detect) tampering. Sample containers were released under signature from the laboratory and were accepted under signature by the sampler or other individual responsible for maintaining custody until the sample containers were transferred to the sampling team. Groundwater samples were released under signature from the sampling team and were accepted under signature by the laboratory. Transport containers returning to the laboratory were sealed

with strapping tape and a tamper-resistant custody seal. The custody seal shows the signature of the individual releasing the transport container, along with the date and time.

3.8 DATA VALIDATION

Data validation involves having a party independent from the laboratory review data provided by the laboratory to ensure that specific criteria are met. These criteria concern specifications that are not sample dependent; they specify performance requirements that should be fully under a laboratory's control. For data analyses for organic chemicals, specific validation areas include blanks, performance-evaluation-standard materials, and instrument performance checks. For data analyses involving inorganic chemicals, specific validation areas include blanks, calibration standards, calibration-verification standards, laboratory-control standards, and interference-check standards. The analytical laboratory supplies the chemical data as hard-copy reports and electronic databases. Once the investigation was complete, the chemical data were validated in accordance with established USEPA protocols to assess the reliability and accuracy of the data. This review was based on the USEPA Region 3 Modifications to the National Functional Guidelines for Data Review (USEPA, 1993 and 1994) and the specifics of the analytical method employed. Data validation reports are provided in Appendix D.

Table 3-1

List of Groundwater Monitoring-Wells Sampled, August-September 2008 Martin State Airport, Middle River, Maryland

Upper Surficial-Aquifer	Intermediate Surficial-Aquifer	Lower Surficial-Aquifer
Wells Sampled - August 8 through September 5, 2008		
MW3	MW2	DMW1B
MW4	DMW1A	DMW2B
MW5	DMW2A[(1)]	DMW3D
MW6	DMW3I	DMW4D[(1)]
DMW1S	DMW4I[(1)]	DMW5D
DMW2S	DMW5I[(1)]	DMW6D
DMW3S	DMW6I	DMW7D
DMW4S[(1)]	DMW7I[(1)]	DMW8D
DMW5S[(1)]	DMW8I	DMW9D[(1)]
DMW6S	DMW9I[(1)]	DMW14D[(1)]
DMW8S	MW10I	MW15D
DMW9S[(1)]	MW11I	MW16D
MW10S	DMW14I[(1)]	MW17D
MW11S	MW15I	DMW18D[(1)]
MW15S	DMW16I[(1)]	MW19D
DMW16S[(1)]	MW17I	MW20D
MW17S	DMW18I[(1)]	MW21D
DMW18S[(1)]	MW19I	MW22D
MW20S	MW20I	MW23D
MW23S	MW21I	MW26D
MW24S	MW22I	
MW25S	MW23I	
MW26S	MW24I	
	MW25I	
	MW26I	
	MW28I	
Total	Total	Total
23	26	20
Wells Not Sampled		
DMW7S	OW1I	
OW1S	RW1I	
RW1S	MW1	
MW7		

1 Sample was also analyzed for magnesium, calcium, alkalinity, chemical oxygen demand, total organic carbon, and pH.

Map Document: (K:\GProject\MartinStateAirport-LMC\MapDocs\MXD\Maps\Groundwater monitoring well locs Nov2008.mxd) 11/26/2008 -- 10:56:23 AM

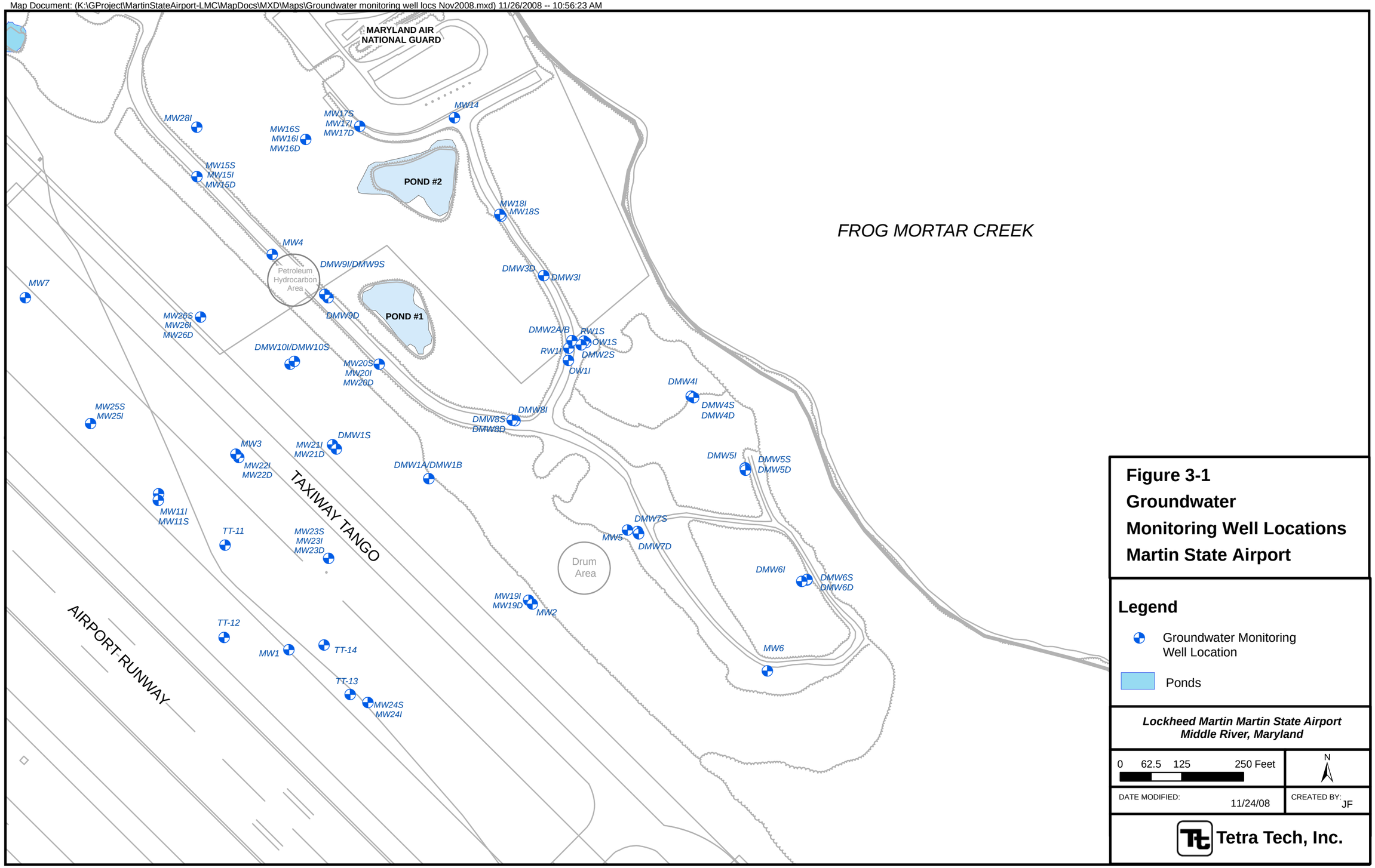

Figure 3-1
Groundwater Monitoring Well Locations
Martin State Airport

Legend

- Groundwater Monitoring Well Location
- Ponds

Lockheed Martin Martin State Airport
Middle River, Maryland

0 62.5 125 250 Feet

N

DATE MODIFIED: 11/24/08

CREATED BY: JF

Tetra Tech, Inc.

Section 4
Investigation Results

4.1 GROUNDWATER DATA

This section contains the October 31, 2008 groundwater-elevation data and the analytical results of the August-September 2008 groundwater sampling. Shallow, intermediate, and deep surficial-aquifer monitoring wells were targeted for gauging and sampling.

4.1.1 Groundwater-Level Data

Table 4-1 presents the October 31, 2008 groundwater-level measurements and computed groundwater elevations for MSA. Figures 4-1 through 4-3 show the October 2008 groundwater-elevation contour maps for the Upper, Intermediate, and Lower Surficial-Aquifer zones. As seen in Table 4-1 (and accounting for well stickup, where applicable), static groundwater-levels measured in wells are reported at depths ranging from 5–18 feet below grade in the Upper Surficial-Aquifer wells, 3–18 feet in the Intermediate Surficial-Aquifer wells, and 4-18 feet in the Lower Surficial-Aquifer wells.

As shown in Figure 4-1, groundwater in the Upper Surficial-Aquifer flows northeast from the runway and taxiway towards Frog Mortar Creek. Groundwater in the Intermediate Surficial-Aquifer also flows northeast from the runway and taxiway towards Frog Mortar Creek. However, the levels reported for intermediate wells DMW9I and DMW1A indicate the presence of elevated-groundwater potentiometric-levels nearby, potentially resulting in localized, radial groundwater-flow in directions divergent from the larger-scale flow to the northeast, and creating lateral and vertical dispersion of dissolved contaminants at the site. Groundwater flow converges northeast towards well MW18 and flows northward in the northern portion of the site and southward in the southern portion of the site. Groundwater potentiometric-levels in the Lower Surficial-Aquifer (Figure 4-3) are similar to the levels in the Intermediate Surficial-Aquifer (Figure 4-2), where flow converges northeast towards well MW18. Both the Intermediate and

Lower Surficial-Aquifers have northern components of flow in the northern portion of the site and southern groundwater flow in the southern portion of the site.

4.1.2 Groundwater-Chemical Data

Groundwater samples were collected from August 6 through September 5, 2008 from existing wells to evaluate the contaminant trends, and from newly installed monitoring wells to evaluate the horizontal and vertical extent of contamination. Samples were analyzed by TestAmerica, Inc. of, North Canton, Ohio. The analytical results and validated data are provided in Appendix E. The validated data were used to generate Table E-1 in Appendix E, which summarizes the positive detections for the groundwater samples collected at MSA. Gray shading in Table E-1 indicates results exceeding the Maryland groundwater standards. Table E-2 presents all analytical data, including non-detects. Table 4-2 summarizes all analytical results, which include detections, and associated method reporting-limits for analytes not detected. Table 4-2 also presents a statistical summary of the analytical results for groundwater samples.

4.1.2.1 VOCs

The organic data in Table 4-2 shows the presence of a wide range of VOC detections in groundwater. Tables 4-2 and E-1 show that cis-1,2-DCE, VC, and TCE are the most frequently detected VOCs in groundwater (from 55% to 73% of samples), and are detected at moderately high concentrations that are several orders of magnitude greater than the groundwater standards. Petroleum-related VOCs, such as benzene, toluene, ethylbenzene, and xylenes, were detected less frequently (from 3–17% of samples), and at lower concentrations with respect to groundwater standards than the chlorinated aromatic hydrocarbons (TCE, etc.).

The 2008 results for TCE, cis-1,2-DCE, and VC are shown in Figures 4-4, 4-5, and 4-6 for the Upper, Intermediate, and Lower Surficial-Aquifer zones (respectively). The results of the present sampling and analyses confirm those of previous groundwater sampling activities, with some modifications. The lateral and vertical distributions of chemical concentrations in groundwater indicate several source areas at the site contributing to three primary groundwater plumes, as

discussed in Section 2. The plumes include the Drum-Area Plume, Petroleum Hydrocarbon and Pond #1 Plume, and the Taxiway Tango Plume.

Drum-Area Plume

The Drum-Area Plume is located in the southern portion of the site between wells MW2 and MW5/DMW7. In this area, the greatest concentrations of VOCs are reported for the Upper Surficial-Aquifer wells, which have one or more of the three primary VOCs (TCE, cis-1,2-DCE, and VC) exceeding the groundwater standards (Figure 4-4 and Table 4-2). The three primary VOCs were detected in the Intermediate Surficial-Aquifer wells at concentrations exceeding the groundwater standards, but generally less than in the Upper Surficial-Aquifer wells (Figure 4-5). One exception is intermediate well DMW7I, which contains TCE at a greater concentration than at upper well MW5. For Lower Surficial-quifer wells in this area (Figure 4-6), TCE was detected in DMW7D and DMW5D, but at concentrations below the groundwater standards. Cis-,2-CE and VC were not detected in the Lower Surficial-quifer wells in this area (Figure 4-6).

As shown in Table 4-2 and Figures 4-4 through 4-6, TCE concentrations in the Drum Area range from 0.46 µg/L at DMW7D to 7,200 µg/L at DMW5S. For cis-1,2-DCE, detected concentrations in the Drum Area range from 0.34 µg/L at MW6 to 2,300 µg/L at MW5. Concentrations of VC detected in the Drum Area range from 3.6 µg/L at DMW5I to 570 µg/L at MW5 (Figures 4-4 and 4-5). In 2007, wells MW19I and MW19D were installed near MW2 to determine if VOCs were present at depth below MW2, where VOCs had not been previously detected. The current analytical results show the presence of TCE and VC at concentrations slightly exceeding the groundwater standards at MW2 (Figure 4-5). Concentrations of TCE, cis-1,2-DCE, and VC at MW19I are greater than those at MW2, and all three VOC concentrations at MW19I exceed the groundwater standards (Figure 4-5).

Current concentrations of the parent chemical TCE are considerably lower in the Drum Area as compared to the 2004 results, with the exceptions of DMW7I and MW2 (Figure 4-5), where TCE increased slightly in 2008 [from 220 µg/L to 360 µg/L for DMW7I, and from not detected (ND) to 6.8 µg/L at MW2]. TCE at MW5 decreased from 31,000 µg/L in 2004 to "not detected" (ND) in 2007. TCE also decreased at DMW5S from 11,000 µg/L in 2004 to 7,200 µg/L in 2008

(Figure 4-4). Increased concentrations of the TCE-decay products cis-1,2-DCE and VC from 2004 to 2007 at several of these wells indicate that biodegradation of the VOCs is occurring at this portion of the site.

Petroleum Hydrocarbon Area and Pond #1 Plume

The Petroleum Hydrocarbon Area and Pond #1 Plume is located in the central portion of the site in the area of well DMW9 and Pond #1 (Figure 4-4). The plume extends eastward towards Frog Mortar Creek to well clusters DMW2 and DMW3. Contaminant impacts at well cluster DMW4 are likely caused by the overlap of the Petroleum Hydrocarbon Area and Pond #1 Plume and the Drum Area Plume. In the Petroleum Hydrocarbon Area and Pond #1 Plume area, the greatest concentrations of VOCs are reported for the Intermediate Surficial-Aquifer wells (Figure 4-5 and Table 4-2), where most wells have concentrations of TCE, cis-1,2-DCE, and VC exceeding groundwater standards.

Note that TCE was reported at moderate levels at several newly installed wells located north of Pond #2. These include levels of TCE ranging from 50–9,300 µg/L reported for new wells MW28I and MW14I through MW18I (Figure 4-5). A TCE concentration of 7,300 µg/L at MW15I suggests an extension of this plume-contaminant source northwest of wells DMW9I/9D. However, the results from well clusters MW25 and MW26 appear to delineate an upgradient boundary for this plume in the areas west of well cluster DMW9. Results from wells MW17I and MW14I (Figure 4-5) indicate that VOC contamination at concentrations exceeding the groundwater standards likely extends northward beneath the Maryland Air National Guard (MANG) property.

TCE, cis-1,2-DCE, and VC are detected in the Upper Surficial-Aquifer wells at concentrations exceeding the groundwater standards, but are generally an order of magnitude (i.e., 10 times) less than the Intermediate Surficial-Aquifer wells (Figures 4-4 and 4-5). One exception is well DMW4S, where the concentration of TCE is the same order of magnitude as well DMW4I, but is still nearly six times less than DMW4I. In the Lower Surficial-Aquifer wells (Figure 4-6), the greatest concentrations of TCE, cis-1,2-DCE, and VC are reported along southwest-northeast trending lines at the Petroleum Hydrocarbon Area/Pond #1 Plume area at wells DMW9D (TCE at

3,800 µg/L) and DMW18D (TCE at 6.9 µg/L), and south of Pond #1 at wells DMW1B (TCE at 800 µg/L), DMW8D (TCE at 490 µg/L), and DMW4D (TCE at 4,400 µg/L). TCE, cis-1,2-DCE, and VC were either not detected or were detected at concentrations less than the groundwater standards in deep wells located north of Pond #2 (e.g., MW14D through MW18D) and east of Pond #1 (wells DMW3D and DMW2B).

VOCs were also detected in groundwater south of Pond #1 (Figures 4-4 through 4-6). VOC concentrations exceeding groundwater standards are reported for newly installed wells MW23S (VC at 5.6 µg/L), MW23I (TCE at 14 µg/L and VC at 18 µg/L) and MW24I (TCE at 56 µg/L).

Detected TCE concentrations range from 0.36 µg/L at DMW3D to 20,000 µg/L at DMW2A (Figures 4-6 and 4-5). For cis-1,2-DCE, detected concentrations range from 0.43 µg/L at MW18D to 16,000 µg/L at MW3I. Detected concentrations of VC range from 0.54 µg/L at MW17S to 35,000 µg/L at MW9S. Overall, current concentrations of the parent chemical TCE are considerably lower compared to the 2004 results. Exceptions to the TCE reduction include wells DMW3I and DMW10I in the Intermediate Surficial-Aquifer (Figure 4-5), and wells DMW1B, DMW8D, DMW3D in the Lower Surficial-Aquifer (Figure 4-6). Although the TCE increases at these wells were moderate and could be the result of sampling and analytical variability, the increases may indicate downward movement of TCE to the Intermediate and Lower Surficial-Aquifer zones in these areas.

Taxiway Tango Plume

The Taxiway Tango Plume is located in the western portion of the site in the Upper Surficial-Aquifer in the area of well DMW11S (Figure 4-4). The downgradient extent of this plume appears to be limited both horizontally and vertically. However, the western boundary of this area of TCE is undetermined. TCE, cis-1,2-DCE, and VC are reported at well DMW11S at concentrations of 29,000 µg/L, 36,000 µg/L, and 3,300 µg/L (Figure 4-4), down from the 2004 TCE and cis-1,2-DCE concentrations of 52,000 µg/L and 53,000 µg/L (respectively) and slightly up from the 2004 VC concentration of 2,400 µg/L. Only trace concentrations of VOCs are reported in the intermediate well DMW11I (Figure 4-5). At MW3, the 2007 concentrations of

VOCs also decreased from 100 µg/L (TCE), 110 µg/L (cis-1,2-DCE), and 2,400 µg/L (VC) in 2004 to ND (TCE), 61 µg/L (cis-1,2-DCE), and 16 µg/L (VC) in 2008.

Shallow and intermediate groundwater-flow maps (Figures 4-1 and 4-2) indicate that dissolved VOCs from the source area at DMW11S would move northeast and east towards the areas of well clusters DMW26, DMW10, MW3/MW22, and DMW1S. However, only the area of well cluster MW3/MW22 appears to have been impacted from VOCs at DMW11S (Figure 4-4). Contamination at DMW10S/I appears to be from a TCE hot spot (former temporary well TT3) located west of DMW10 at Taxiway Tango. Whether VOCs at MW26I/D and MW21I (Figures 4-5 and 4-6) are from the DMW11S source area or from other localized TCE sources is unclear.

4.1.2.2 1,4-Dioxane

As shown in Table 4-2, the SVOC 1,4-dioxane was detected in slightly more than half (56%) of the 2008 groundwater samples at detected concentrations ranging from 0.54–590 µg/L. The average of all 1,4-dioxane detections is 73.8 µg/L, with the highest concentrations occurring primarily at the Upper and Intermediate Surficial-Aquifer wells. The highest concentration was reported for newly installed well MW16S at 590 µg/L, located in the Upper Surficial-Aquifer northwest of Pond #2 and west of the MANG property.

Other elevated concentrations of 1,4-dioxane are co-located with high concentrations of VOCs (see Figures 4-4 and 4-5 for well locations) at the Petroleum Hydrocarbon and Pond #1 Plume area at wells DMW9S (42 µg/L), DMW9I (230 µg/L), and DMW9D (110 µg/L); west of Pond #1 at wells DMW20S (130 µg/L), DMW20I (4.8 µg/L), and DMW20D (1.8 µg/L); the easternmost portion of the Petroleum Hydrocarbon and Pond #1 Plume area at wells DMW3S (150 µg/L), DMW3I (190 µg/L), DMW2S (180 µg/L), and DMW2A (490 µg/L); and south-southeast of Pond #1 at wells DMW1A (220 µg/L), DMW1B (120 µg/L), DMW8S (17 µg/L), DMW8I (110 µg/L), DMW8D (40 µg/L), DMW4S (15 µg/L), DMW4I (26 µg/L), and DMW4D (8.3 µg/L). Substantially lower concentrations of 1,4-dioxane (ranging from 0.63–18 µg/L) were reported for wells at the Drum Area Plume (MW2, DMW19I, MW5, DMW7I, DMW5S/I, and DMW6S) and Taxiway Tango Plume area (DMW11S, MW21I, MW22I, and MW23S/I).

1,4-Dioxane was also detected in the Lower Surficial-Aquifer groundwater samples in two areas co-located with the highest concentrations of VOCs (see Figure 4-6 for locations). 1,4-Dioxane was detected in the Lower Surficial-Aquifer at the Petroleum Hydrocarbon and Pond #1 Plume area at wells DMW9D (110 µg/L) and MW20D (1.8 µg/L). 1,4-Dioxane was also detected south and southwest of Pond #1 along the VOC plume longitudinal axis that extends eastward from well DMW1B (120 µg/L) to wells DMW8D (40 µg/L) and DMW4D (8.3 µg/L). The greatest concentrations of 1,4-dioxane in this area is at well DMW1A, with a concentration of 220 µg/L. Well DMW1B appears to be near or in the source area for 1,4-dioxane in this area. 1,4-Dioxane was not detected in the Lower Surficial-Aquifer wells located north and northwest of Pond #2; the eastern portion of the Hydrocarbon Area and Pond #1 Plume (i.e., wells DMW18D, DMW3D, and DMW2B); the Drum-Area Plume; and the Taxiway Tango Plume area.

4.1.2.3 Metals

Table 4-2 summarizes detections of total metals (derived from unfiltered groundwater samples) and dissolved metals (derived from filtered groundwater samples). Table 4-3 provides a summary of metals that exceed the Maryland groundwater standards. As seen in Table 4-3, concentrations of 12 metals exceed the groundwater standards in one or more groundwater samples.

As shown in Table 4-3, concentrations of manganese and iron exceed the standards most frequently (89% and 79%, respectively) for both total and dissolved analyses, with the maximum concentrations of these two metals exceeding the standards by more than two orders of magnitude (i.e., greater than 100 times). Concentrations of cadmium exceed the standard in one of five samples (20–23% of samples), with the maximum concentration of 787 µg/L exceeding the groundwater standard by more than two orders of magnitude at well DMW1A (Table 4-2). The greatest concentrations of cadmium are associated with high levels of VOCs in the Intermediate Surficial-Aquifer at wells DMW1A, DMW2A, DMW8I, and DMW3I located south and east of Pond #1 (see Figure 4-5 for locations). However, relatively high cadmium concentrations exceeding the standard are also reported for samples from the Upper and Lower Surficial-Aquifers south and east of Pond #1 (e.g., DMW1B, DMW8D, and DMW2S; see Figures 4-4 and 4-6 for locations).

As shown in Table 4-3, arsenic, nickel, and vanadium concentrations exceed the standards by frequencies similar to cadmium; however, the maximum concentration of vanadium is less than two orders of magnitude greater than the groundwater standard, and the maximum levels of arsenic and nickel are less than one order of magnitude (i.e., less than 10 times) greater than their standards. Concentrations of metals such as chromium, hexavalent chromium, lead, mercury, and zinc exceed the standards in less than 10% of the samples, ranging from one exceedance each for mercury and zinc to five exceedances for lead. Dissolved lead and mercury concentrations did not exceed the standards.

Table 4-1

Groundwater Levels and Elevations - October 2008
Lockheed Martin, Martin Site Airport, Middle River, Maryland
Page 1 of 3

Well ID	Aquifer Level	Depth to Groundwater (Feet) (Below Top of Casing)	Elevation Top of Well Casing (Feet) (NGVD 1927)	Groundwater Elevation 6/5/2005 Feet (NGVD 1927)
DMW1S	U	8.10	11.99	3.89
DMW20S	U	10.80	12.44	1.64
DMW2S	U	21.30	22.95	1.65
DMW3S	U	12.40	17.61	5.21
DMW4S	U	20.50	21.53	1.03
DMW5S	U	20.95	22.41	1.46
DMW6S	U	18.30	19.83	1.53
DMW7S	U	NM(1)	22.79	--
DMW8S	U	14.30	16.89	2.59
DMW9S	U	9.75	12.49	2.74
MW10S	U	8.30	11.17	2.87
MW11S	U	5.00	10.10	5.10
MW15S	U	6.83	8.60	1.77
MW16S	U	9.10	10.20	1.10
MW17S	U	9.35	7.61	-1.74
MW18S	U	7.70	8.89	1.19
MW23S	U	7.95	10.01	2.06
MW24S	U	4.50	7.72	3.22
MW25S	U	5.66	9.69	4.03
MW26S	U	9.55	11.72	2.17
MW3	U	9.00	12.18	3.18
MW4	U	8.25	11.39	3.14
MW5	U	21.55	23.77	2.22
MW6	U	15.00	16.79	1.79
MW7	U	NM	11.92	--
OW1S	U	NM(2)	19.11	--
RW1S	U	NM(2)	18.97	--
DMW1A	I	10.30	13.02	2.72
MW2	I	7.25	9.38	2.13
DMW2A	I	21.15	22.71	1.56
DMW3I	I	15.85	17.53	1.68
DMW4I	I	20.05	21.47	1.42
DMW5I	I	21.10	22.49	1.39
DMW6I	I	18.30	19.68	1.38
DMW7I	I	21.25	23.00	1.75

Table 4-1

Groundwater Levels and Elevations - October 2008
Lockheed Martin, Martin Site Airport, Middle River, Maryland
Page 2 of 3

Well ID	Aquifer Level	Depth to Groundwater Feet (Below Top of Casing)	Elevation Top of Well Casing Feet (NGVD 1927)	Groundwater Elevation 6/5/2005 Feet (NGVD 1927)
DMW8I	I	15.40	17.19	1.79
DMW9I	I	9.80	12.49	2.69
MW1	I	NM	10.69	NM
MW10I	I	8.45	11.09	2.64
MW11I	I	7.15	10.18	3.03
MW14I	I	11.20	11.72	0.52
MW15I	I	7.02	8.79	1.77
MW16I	I	8.50	10.06	1.56
MW17I	I	6.30	7.68	1.38
MW18I	I	8.50	8.91	0.41
MW19I	I	7.05	7.90	0.85
MW20I	I	10.75	12.39	1.64
MW21I	I	8.90	10.83	1.93
MW22I	I	9.45	11.01	1.56
MW23I	I	7.95	10.07	2.12
MW24I	I	5.80	7.68	1.88
MW25I	I	7.30	9.72	2.42
MW26I	I	9.60	11.67	2.07
MW28I	I	6.81	8.65	1.84
OW1I	I	NM[(2)]	18.06	NM
RW1I	I	NM[(2)]	18.44	NM
DMW1B	L	10.50	13.01	2.51
DMW2B	L	21.00	22.70	1.70
DMW3D	L	15.90	17.55	1.65
DMW4D	L	20.20	21.48	1.28
DMW5D	L	21.10	22.49	1.39
DMW6D	L	18.30	19.65	1.35
DMW7D	L	21.20	22.95	1.75
DMW8D	L	15.35	17.23	1.88
DMW9D	L	10.15	12.49	2.34
MW14D	L	8.25	11.56	3.31
MW15D	L	7.00	8.77	1.77
MW16D	L	8.70	10.22	1.52
MW17D	L	10.90	7.56	-3.34
MW18D	L	8.30	8.88	0.58
MW19D	L	7.00	7.94	0.94

Table 4-1

Groundwater Levels and Elevations - October 2008
Lockheed Martin, Martin Site Airport, Middle River, Maryland
Page 3 of 3

Well ID	Aquifer Level	Depth to Groundwater Feet (Below Top of Casing)	Elevation Top of Well Casing Feet (NGVD 1927)	Groundwater Elevation 6/5/2005 Feet (NGVD 1927)
MW20D	L	11.30	12.40	1.10
MW21D	L	9.20	10.78	1.58
MW22D	L	9.30	11.02	1.72
MW23D	L	8.62	10.03	1.41
MW26D	L	9.10	11.66	2.56

U = Upper Surficial-Aquifer
I = Intermediate Surficial-Aquifer
L = Lower Surficial-Aquifer
NA = Not available
NM = Not measured
1 Groundwater not accessible due to the presence of pump equipment.
2 Measurement not required. Groundwater level was measured in nearby well(s).

TABLE 4-2

STATISTICAL SUMMARY OF GROUNDWATER SAMPLES - AUGUST-SEPTEMBER 2008
MARTIN STATE AIRPORT
MIDDLE RIVER, MARYLAND
PAGE 1 OF 3

Chemical	Frequency of Detection		Mininum Non Detected	Maximum Non Detected	Mininum Detected	Maximum Detected	Location of Maximum Detected	Mean of All Samples	Mean of Positive Detects	Standard Deviation
	Number	Percent								
SEMIVOLATILES (ug/l)										
1,4-DIOXANE	39/70	56%	0.49	4	0.54 J	590	DMW-16S-082108	41.3	73.8	103
VOLATILES (ug/l)										
CIS-1,2-DICHLOROETHENE	52/71	73%	0.17	2.5	0.34 J	36000	DMW-11S-081108	1283	1751	4725
VINYL CHLORIDE	43/71	61%	0.22	250	0.23 J	35000	DMW-9S-082208	880	1448	4224
TRICHLOROETHENE	39/71	55%	0.17	1200	0.36 J	29000	DMW-11S-081108	1741	3151	4883
CHLOROFORM	**19/71**	**27%**	**0.16**	**1200**	**0.17 J**	**1000 J**	**DMW-11S-081108**	**43.7**	**80.8**	**142**
TOLUENE	**12/71**	**17%**	**0.13**	**500**	**0.32 J**	**4400**	**DMW-9S-082208**	**102**	**498**	**538**
TRANS-1,2-DICHLOROETHENE	**10/71**	**14%**	**0.19**	**1700**	**0.31 J**	**200**	**DMW-3S-082708**	**45.4**	**29.6**	**131**
1,1-DICHLOROETHENE	**9/71**	**13%**	**0.19**	**1700**	**0.31 J**	**76 J**	**DMW-4I-082508**	**42.2**	**20.5**	**129**
1,2-DICHLOROETHANE	**8/71**	**11%**	**0.22**	**1700**	**0.93 J**	**150 J**	**DMW-2A-082908 DMW-3I-082708**	**38.7**	**53.1**	**125**
CARBON DISULFIDE	**7/71**	**10%**	**0.13**	**1700**	**0.29 J**	**0.95 J**	**DMW-17D-090508**	**43.0**	**0.599**	**129**
CHLOROBENZENE	**7/71**	**10%**	**0.15**	**1700**	**0.22 J**	**720**	**DMW-1S-081808**	**62.8**	**210**	**161**
2-BUTANONE	**6/71**	**8%**	**0.57**	**8300**	**0.66 J**	**1.4 J**	**DMW-23S-081108**	**214**	**0.917**	**645**
BENZENE	**5/71**	**7%**	**0.13**	**1700**	**4.2**	**570 J**	**DMW-9S-082208**	**43.0**	**122**	**127**
METHYLENE CHLORIDE	**5/71**	**7%**	**0.33**	**1700**	**8.2 J**	**140 J**	**DMW-18I-090208**	**42.6**	**48.4**	**129**
1,2,4-TRIMETHYLBENZENE	**3/71**	**4%**	**0.12**	**1700**	**0.6 J**	**240 J**	**DMW-9S-082208**	**37.8**	**80.7**	**113**
CARBON TETRACHLORIDE	**3/71**	**4%**	**0.13**	**1700**	**0.7 J**	**430 J**	**DMW-10I-081508**	**48.5**	**150**	**137**
ETHYLBENZENE	**3/71**	**4%**	**0.17**	**1700**	**1.5 J**	**2100**	**DMW-9S-082208**	**64.7**	**714**	**269**
1,1,1-TRICHLOROETHANE	**2/71**	**3%**	**0.22**	**1700**	**4.5 J**	**78 J**	**DMW-4I-082508**	**42.6**	**41.3**	**129**
1,2,3-TRIMETHYLBENZENE	**2/71**	**3%**	**0.0059**	**8300**	**0.11 J**	**1.1 J**	**MW26S-080708**	**147**	**0.605**	**617**
1,2,4-TRICHLOROBENZENE	**2/71**	**3%**	**0.15**	**1700**	**650**	**730**	**DMW-3I-082708**	**53.8**	**690**	**165**
1,2-DICHLOROBENZENE	**2/71**	**3%**	**0.13**	**1700**	**0.42 J**	**1.9 J**	**DMW-16S-082108**	**42.9**	**1.16**	**129**
ISOPROPYLBENZENE	**2/71**	**3%**	**0.13**	**1700**	**0.24 J**	**0.32 J**	**DMW-23S-081108**	**42.9**	**0.280**	**129**
M+P-XYLENES	**2/71**	**3%**	**0.24**	**3300**	**0.33 J**	**15000**	**DMW-9S-082208**	**280**	**7500**	**1785**
NAPHTHALENE	**2/71**	**3%**	**0.24**	**1700**	**0.31 J**	**0.32 J**	**DMW-6D-082008**	**43.3**	**0.315**	**129**
O-XYLENE	**2/71**	**3%**	**0.14**	**1700**	**1.4 J**	**830 J**	**DMW-9S-082208**	**46.2**	**416**	**145**
TOTAL XYLENES	**2/71**	**3%**	**0.28**	**3300**	**0.33 J**	**16000**	**DMW-9S-082208**	**294**	**8000**	**1903**
1,3-DICHLOROBENZENE	**1/71**	**1%**	**0.14**	**1700**	**0.63 J**	**0.63 J**	**DMW-16S-082108**	**43.0**	**0.630**	**129**
1,4-DICHLOROBENZENE	**1/71**	**1%**	**0.13**	**1700**	**0.83 J**	**0.83 J**	**DMW-16S-082108**	**42.9**	**0.830**	**129**
4-ISOPROPYLTOLUENE	**1/71**	**1%**	**0.12**	**1700**	**11**	**11**	**MW26S-080708**	**43.0**	**11.0**	**129**
ACETONE	**1/71**	**1%**	**1.1**	**8300**	**12**	**12**	**DMW-17D-090508**	**209**	**12.0**	**644**
CHLOROETHANE	**1/71**	**1%**	**0.29**	**1700**	**1.1 J**	**1.1 J**	**MW-23I-081808**	**43.5**	**1.10**	**129**
N-PROPYLBENZENE	**1/71**	**1%**	**0.14**	**1700**	**0.3 J**	**0.3 J**	**MW-23I-081808**	**43.0**	**0.300**	**129**
SEC-BUTYLBENZENE	**1/71**	**1%**	**0.13**	**1700**	**0.39 J**	**0.39 J**	**DMW-23S-081108**	**42.9**	**0.390**	**129**
TERT-BUTYLBENZENE	**1/71**	**1%**	**0.13**	**1700**	**0.42 J**	**0.42 J**	**DMW-23S-081108**	**42.9**	**0.420**	**129**
TETRACHLOROETHENE	**1/71**	**1%**	**0.29**	**1700**	**0.73 J**	**0.73 J**	**MW26D-080708**	**43.5**	**0.730**	**129**

TABLE 4-2

STATISTICAL SUMMARY OF GROUNDWATER SAMPLES - AUGUST-SEPTEMBER 2008
MARTIN STATE AIRPORT
MIDDLE RIVER, MARYLAND

Chemical	Frequency of Detection		Mininum Non Detected	Maximum Non Detected	Mininum Detected	Maximum Detected	Location of Maximum Detected	Mean of All Samples	Mean of Positive Detects	Standard Deviation
	Number	Percent								
TOTAL METALS (ug/l)										
BARIUM	71/71	100%	-	-	5.5	1610	MW26S-080708	71.5	71.5	191
MAGNESIUM	17/17	100%	-	-	592	199000	DMW-18S-090208	47265	47265	45865
MANGANESE	71/71	100%	-	-	21	12000	MW-6-082608	2096	2096	2273
COBALT	70/71	99%	0.37	0.37	0.25	467	DMW-2A-082908	60.8	61.7	99.4
ARSENIC	69/71	97%	0.13	0.13	0.62	41.7	DMW-4I-082508	8.44	8.68	8.99
IRON	69/71	97%	30.5	118	66.6 K	275000	DMW-6S-082108	31790	32710	41080
NICKEL	69/71	97%	0.28	0.36	0.48	530	DMW-24S-081108	41.3	42.5	72.2
CALCIUM	16/17	94%	1660	1660	1990	199000	DMW-18S-090208	70144	74476	57805
CHROMIUM	62/71	87%	0.27	3.8	0.5 K	349 K	DMW-1A-081508	18.2	20.7	50.7
VANADIUM	54/71	76%	0.46	20	0.6	139 J	DMW-17D-090508	11.6	14.3	22.3
SELENIUM	50/71	70%	0.14	5	0.16 L	47.2	DMW-24S-081108	5.14	7.02	10.1
LEAD	49/71	69%	0.026	0.85	0.33	30	DMW-9I-082208	4.10	5.89	6.66
COPPER	45/71	63%	0.051	2.2	0.096 K	262	DMW-2A-082908	29.3	46.0	57.1
ZINC	44/71	62%	2.1	44.5	13.3	1780	DMW-24S-081108	133	211	248
BERYLLIUM	42/71	59%	0.012	1	0.016	9.3	DMW-4I-082508	1.30	2.16	2.11
CADMIUM	**31/71**	**44%**	**0.0061**	**0.33**	**0.077 L**	**768**	**DMW-2A-082908**	**42.9**	**98.3**	**137**
MOLYBDENUM	**29/71**	**41%**	**0.12**	**2.7**	**0.17 K**	**9.2 K**	**DMW-27DEEP-080808**	**1.06**	**2.02**	**1.60**
CHROMIUM (HEXAVALENT)	**24/61**	**39%**	**0.002**	**0.04**	**0.002 L**	**0.25**	**DMW-17D-090508**	**0.016**	**0.028**	**0.037**
MERCURY	**16/71**	**23%**	**0.1**	**0.22**	**0.1**	**3.9**	**DMW-1B-081508**	**0.237**	**0.833**	**0.560**
ANTIMONY	**15/71**	**21%**	**0.035**	**2**	**0.038 K**	**2.9**	**MW-4-081808**	**0.240**	**0.596**	**0.442**
SILVER	**5/71**	**7%**	**0.0026**	**1**	**0.058**	**0.35 K**	**DMW-4I-082508**	**0.105**	**0.188**	**0.188**
THALLIUM	**1/71**	**1%**	**0.11**	**1**	**0.24 K**	**0.24 K**	**DMW-6I-082008**	**0.162**	**0.240**	**0.166**
FILTERED METALS (ug/l)										
MAGNESIUM	17/17	100%	-	-	418	183000	DMW-18S-090208	48406	48406	43806
MANGANESE	71/71	100%	-	-	9.5	11900	MW-6-082608	2226	2226	2489
BARIUM	70/71	99%	2.9	2.9	6.4	1720	MW26S-080708	65.7	66.6	203
COBALT	69/71	97%	0.15	0.38	0.23	544	DMW-2A-082908	63.6	65.4	105
ARSENIC	68/71	96%	0.13	5	0.25	36	DMW-24S-081108	6.84	7.11	7.40
NICKEL	67/71	94%	0.22	0.38	0.65	542	DMW-24S-081108	42.0	44.5	75.1
CALCIUM	16/17	94%	1630	1630	2220	184000	DMW-18S-090208	70826	75201	55329
IRON	64/71	90%	5.2	79.3	156	284000	DMW-6S-082108	29930	33202	41784
CHROMIUM	45/71	63%	0.1	2.7	0.32 K	260 K	DMW-1A-081508	6.01	9.27	30.7
SELENIUM	44/71	62%	0.14	5	0.14	48.3	DMW-24S-081108	4.95	7.56	10.2
VANADIUM	36/71	51%	0.46	20	0.47	82.4	DMW-24S-081108	4.74	6.03	10.6
ZINC	36/71	51%	1.5	42.8	10.8	1810	DMW-24S-081108	113	219	243
BERYLLIUM	**35/71**	**49%**	**0.012**	**1**	**0.1**	**10.2**	**DMW-4I-082508**	**1.17**	**2.29**	**2.10**
COPPER	**25/71**	**35%**	**0.051**	**2.7**	**0.38 K**	**156**	**DMW-24S-081108**	**10.1**	**28.4**	**25.7**

TABLE 4-2

STATISTICAL SUMMARY OF GROUNDWATER SAMPLES - AUGUST-SEPTEMBER 2008
MARTIN STATE AIRPORT
MIDDLE RIVER, MARYLAND

Chemical	Frequency of Detection		Mininum Non Detected	Maximum Non Detected	Mininum Detected	Maximum Detected	Location of Maximum Detected	Mean of All Samples	Mean of Positive Detects	Standard Deviation
	Number	Percent								
CADMIUM	**23/71**	**32%**	**0.0061**	**1**	**0.076 L**	**787**	**DMW-1A-081508**	**33.2**	**102**	**126**
LEAD	**23/71**	**32%**	**0.018**	**1**	**0.043**	**10.9**	**DMW-7I-082808**	**0.979**	**2.86**	**2.09**
MOLYBDENUM	**17/71**	**24%**	**0.12**	**2**	**0.19 K**	**10.2**	**DMW-3S-082708**	**0.799**	**2.20**	**1.63**
MERCURY	**7/71**	**10%**	**0.1**	**0.2**	**0.1 K**	**0.19**	**MW-5-082808**	**0.075**	**0.143**	**0.033**
ANTIMONY	**3/71**	**4%**	**0.035**	**2**	**0.089 K**	**0.18**	**DMW-6I-082008**	**0.135**	**0.121**	**0.291**
THALLIUM	**1/71**	**1%**	**0.11**	**1**	**0.22 K**	**0.22 K**	**DMW-6I-082008**	**0.167**	**0.220**	**0.174**
MISCELLANEOUS (mg/l)										
ALKALINITY	11/17	65%	5	9.8	2.4	482	DMW-9S-082208	95.9	147	164
CHEMICAL OXYGEN DEMAND	15/17	88%	20	20	17.3	245	DMW-9S-082208	59.4	65.9	61.0
TOTAL ORGANIC CARBON	17/17	100%	-	-	0.5	43	DMW-18S-090208	11.5	11.5	12.4
MISCELLANEOUS (S.U.)										
PH	17/17	100%	-	-	4.1	6.6	DMW-16S-082108 DMW-18S-090208	5.40	5.40	0.919

Footnotes:
Bolded shaded values indicate that percentage of non-detected values is greater than 50 percent.
For non-detects, 1/2 sample quantitation limit was used as a proxy concentration.
1/2 the detection limit was used for B qualified data.

Table 4-3

Summary of Metals Exceeding Maryland Groundwater Standards, August-September 2008
Martin State Airport, Middle River, Maryland

Analyte	MDE Groundwater Standard[1] (ug/L)	Total Metals Samples			Filtered Metals Samples		
		Detections Exceeding Standards		Maximum Concentration (ug/L)	Detections Exceeding Standards		Maximum Concentration (ug/L)
		(Quantity)	(Percent)[2,3]		(Quantity)	(Percent)	
Arsenic	10	19	27%	41.7	15	21%	36
Beryllium	4	10	14%	9.3	10	14%	10
Cadmium	5	16	23%	768	14	20%	787
Chromium	100	3	4%	349 K	1	1%	260 K
Chromium (hexavalent)	100	NS	--	--	2	3%	250
Iron	2600	59	83%	275,000	56	79%	284,000
Lead	15	5	7%	30	0	0%	--
Manganese	73	63	89%	12,000	63	89%	11,900
Mercury	2	1	1%	3.9	0	0%	--
Nickel	73	13	18%	530	13	18%	542
Vanadium	3.7	27	38%	139 J	10	14%	82.4
Zinc	1100	1	1%	1,780	1	1%	1,810

1 MDE Soil and Groundwater Standards, Interim Final, March 2008.
2 Total number of samples is 71 for listed analytes except hexavalent chromium.
3 Total number of samples is 61 for hexavalent chromium.
J = Estimated concentration below the contract required reporting limit.
K = Concentration is biased high
NS = Not sampled
ug/L = Micrograms per liter (i.e., parts per billion)

Map Document: (K:\GProject\MartinStateAirport-LMC\MapDocs\MXD\Maps\Groundwater monitoring well locs Shallow Nov2008.mxd) 11/24/2008 -- 2:24:09 PM

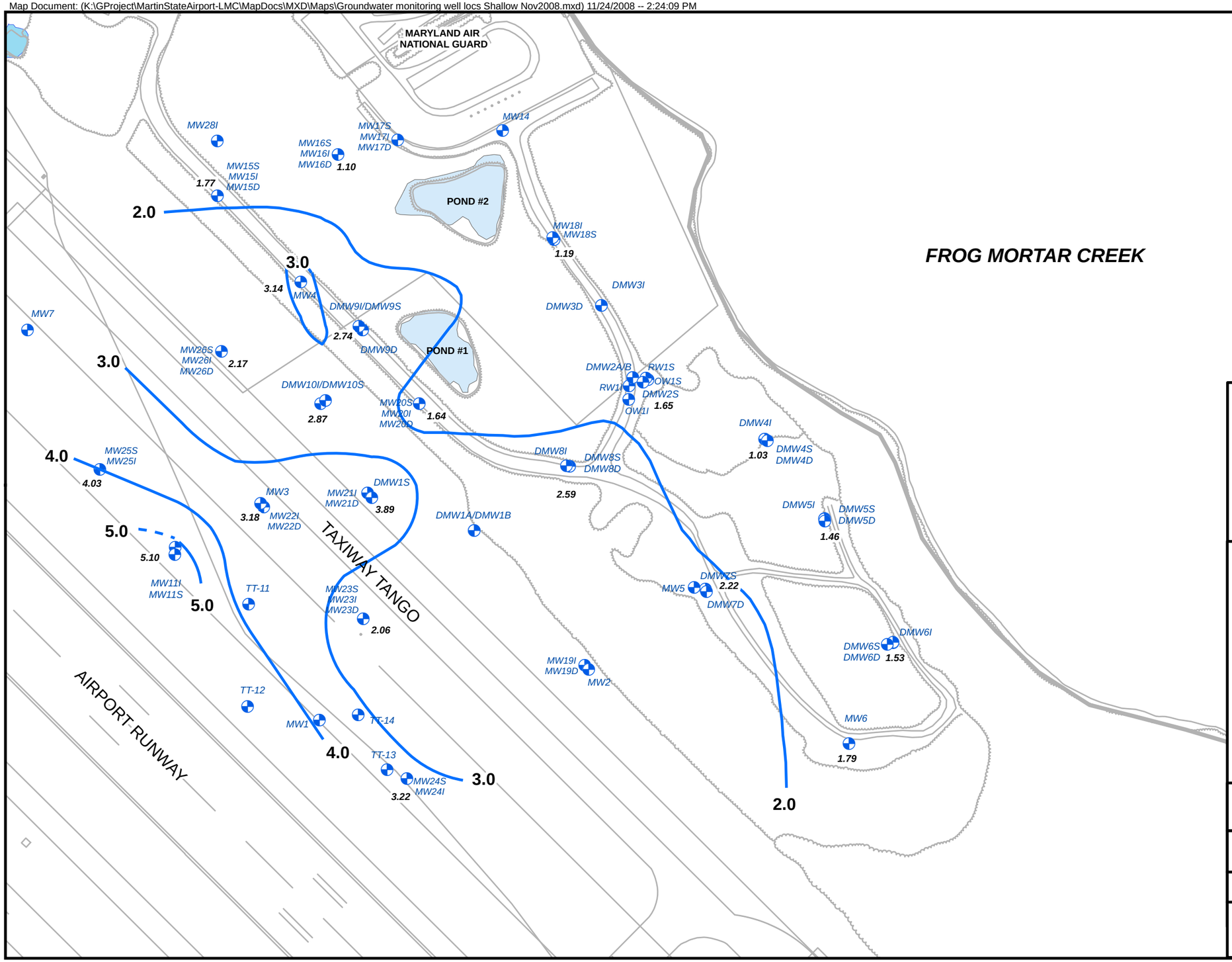

Figure 4-1
Groundwater Elevation Contour Map - Upper Surficial Aquifer Wells, October 2008

Legend

- Groundwater Monitoring Well Locations
- Groundwater Elevation Contour Contour Interval = 1 Foot (Dashed where inferred)
- 1.79 Groundwater Elevation Feet, Mean Sea Level
- Ponds

Lockheed Martin Martin State Airport
Middle River, Maryland

0 62.5 125 250 Feet

N

DATE MODIFIED: 11/24/08

CREATED BY: JF

Tetra Tech, Inc.

Map Document: (K:\GProject\MartinStateAirport-LMC\MapDocs\MXD\Maps\Groundwater monitoring well locs Intermediate Nov2008.mxd) 11/24/2008 -- 2:26:13 PM

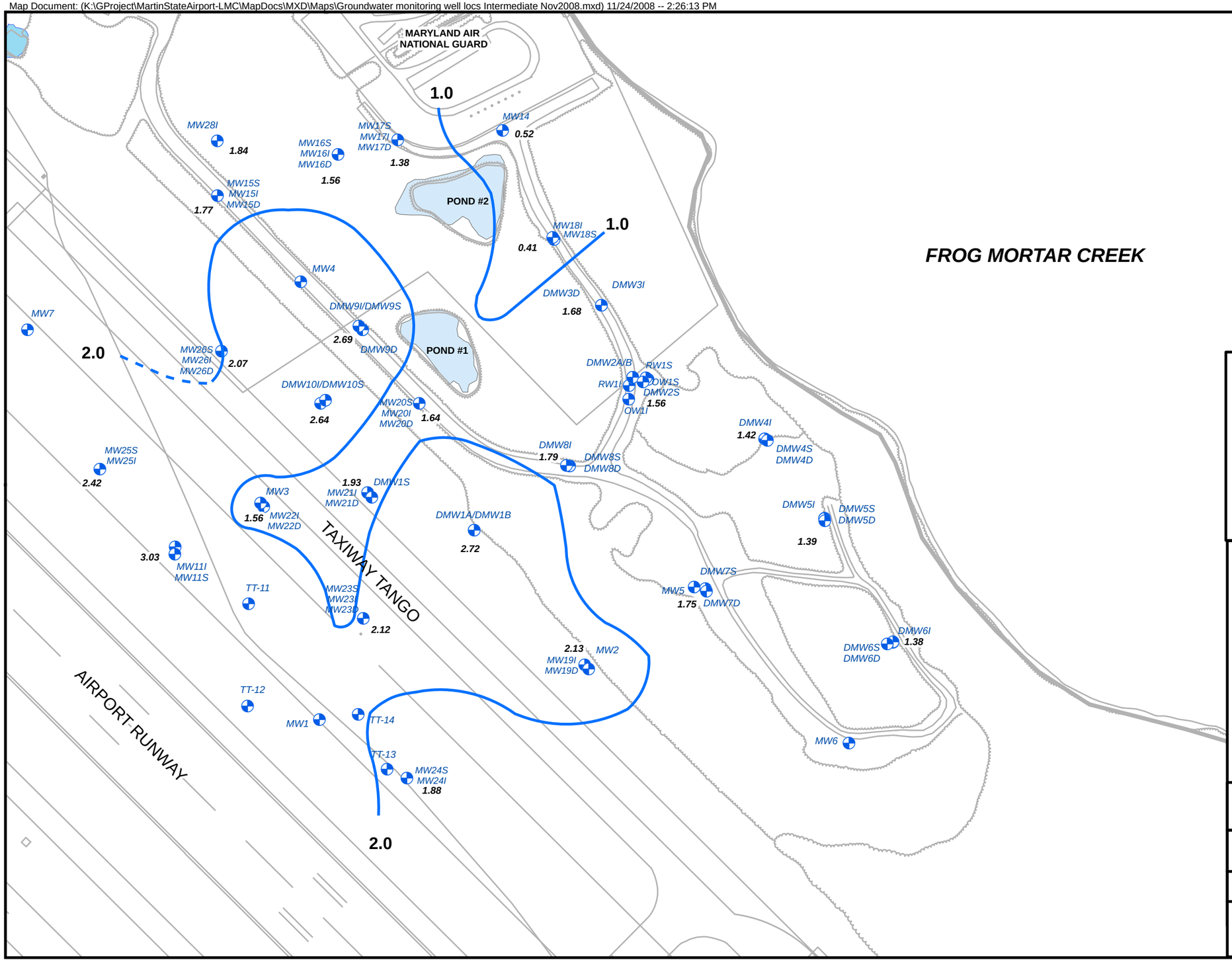

Figure 4-2
Groundwater Elevation Contour Map - Intermediate Surficial Aquifer Wells, October 2008

Legend

- Groundwater Monitoring Well Locations
- Groundwater Elevation Contour Contour Interval = 1 Foot (Dashed where inferred)
- 1.75 Groundwater Elevation Feet, Mean Sea Level
- Ponds

Lockheed Martin Martin State Airport
Middle River, Maryland

0 62.5 125 250 Feet

N

DATE MODIFIED: 11/24/08

CREATED BY: JF

Tetra Tech, Inc.

Map Document: (K:\GProject\MartinStateAirport-LMC\MapDocs\MXD\Maps\Groundwater monitoring well locs Deep Nov2008.mxd) 11/24/2008 -- 5:00:13 PM

MARYLAND AIR NATIONAL GUARD

FROG MORTAR CREEK

POND #2

POND #1

TAXIWAY TANGO

AIRPORT RUNWAY

MW28I

MW16S MW16I MW16D 1.52

MW15S MW15I MW15D 1.77

MW17S MW17I MW17D

MW14 3.31

MW18I MW18S 0.58

MW4

MW7

DMW9I/DMW9S 2.31

DMW9D

MW26S MW26I MW26D 2.56

DMW10I/DMW10S 2.87

MW20S MW20I MW20D 1.10

DMW3D 1.65

DMW3I

DMW2A/B

RW1S RW1I OW1S OW1I DMW2S 1.70

DMW4I 1.28

DMW4S DMW4D

DMW8I

DMW8S DMW8D

MW25S MW25I

MW3 1.72

MW21I MW21D 1.58

DMW1S

MW22I MW22D

MW11I MW11S

DMW1A/DMW1B 2.51

DMW5I 1.39

DMW5S DMW5D

DMW7S

MW5 1.75

DMW7D

TT-11

MW23S MW23I MW23D 1.41

DMW6I 1.35

DMW6S DMW6D

0.94

MW19I MW19D

MW2

TT-12

MW1

TT-14

TT-13

MW24S MW24I 3.22

MW6

2.0 3.0 3.0 2.0 1.0 1.0 2.0 2.0 1.0 1.0

Figure 4-3
Groundwater Elevation Contour Map - Lower Surficial Aquifer Wells, October 2008

Legend

- Groundwater Monitoring Well Locations
- Groundwater Elevation Contour Contour Interval = 1 Foot (Dashed where inferred)
- 1.79 Groundwater Elevation Feet, Mean Sea Level
- Ponds

Lockheed Martin Martin State Airport
Middle River, Maryland

0 62.5 125 250 Feet

N

DATE MODIFIED: 11/24/08

CREATED BY: JF

Tetra Tech, Inc.

Map Document: (K:\GProject\MartinStateAirport-LMC\MapDocs\MXD\Maps\Groundwater monitoring well locs Shallow.mxd) 11/24/2008

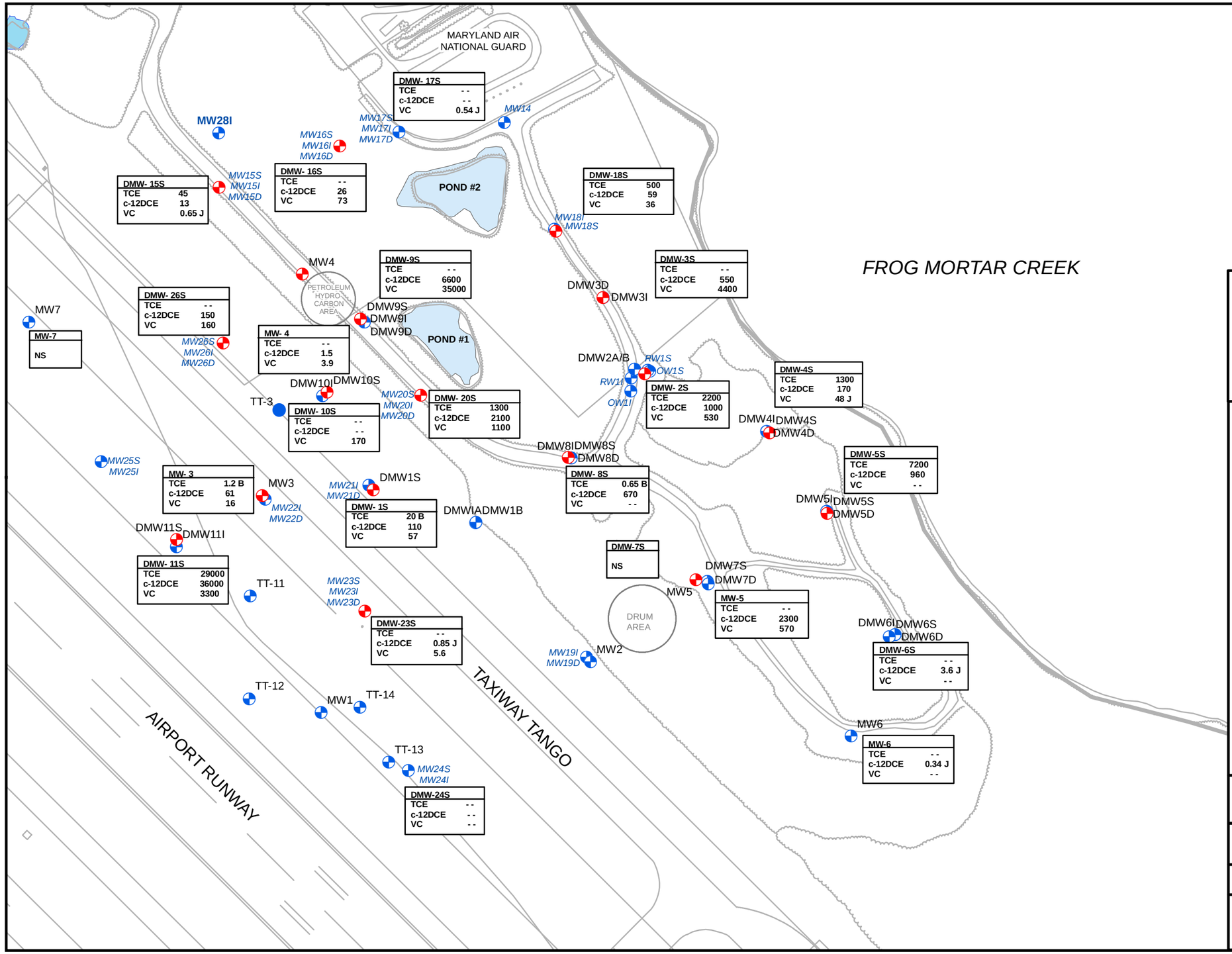

Figure 4-4
Concentrations of Major Chlorinated VOCs in Groundwater-Upper Surficial Aquifer
Martin State Airport

Legend

- Groundwater Well Location
- Indicates One or More Analytes Exceed the MCL
- Temporary Well

J Estimated Value Below Reporting Limit
B Concentration Reported in Laboratory Blank Sample
NS Not Sampled
- - Not Detected

KEY

Well ID	
Analyte	Concentration In Micrograms Per Liter

Ponds

TCE = Trichloroethene (MCL = 5 ug/L)
c-12DCE = cis-1,2-Dichloroethene (MCL = 70 ug/L)
VC = Vinyl chloride (MCL = 2 ug/L)

Lockheed Martin Martin State Airport
Middle River, Maryland

0 45 90 180 Feet

N

DATE MODIFIED: 11/24/08

CREATED BY: MP

Tetra Tech, Inc.

Map Document: (K:\GProject\MartinStateAirport-LMC\MapDocs\MXD\Maps\Groundwater monitoring well locs Intermediate.mxd) 11/24/2008

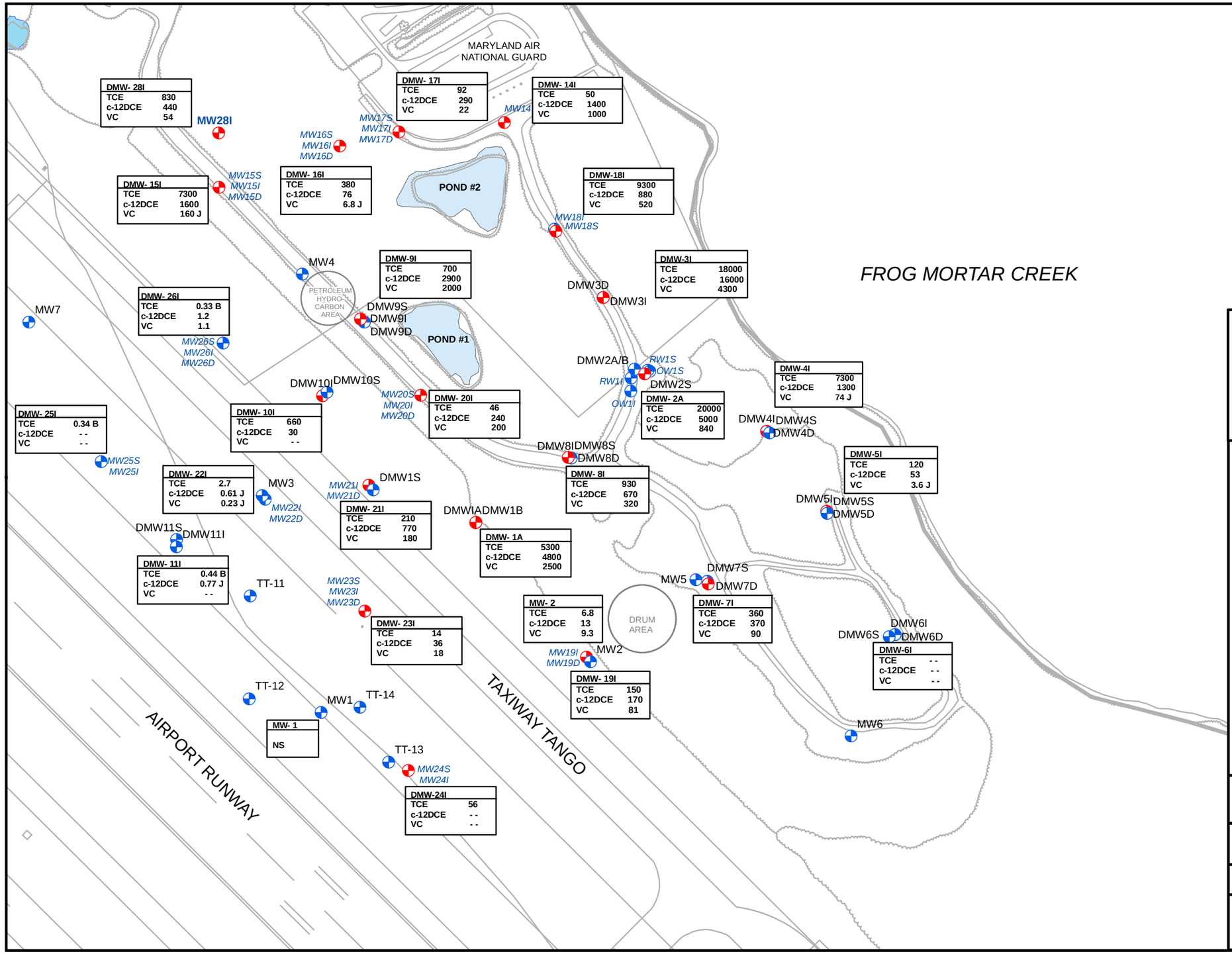

Figure 4-5
Concentrations of Major Chlorinated VOCs in Groundwater-Intermediate Surficial Aquifer
Martin State Airport

Legend

- Groundwater Well Location
- Indicates One or More Analytes Exceed the MCL
- J Estimated Value Below Reporting Limit
- B Concentration Reported in Laboratory Blank Sample
- NS Not Sampled
- - - Not Detected

KEY

Well ID	
Analyte	Concentration In Micrograms Per Liter

Ponds

TCE = Trichloroethene (MCL = 5 ug/L)
c-12DCE = cis-1,2-Dichloroethene (MCL= 70 ug/L)
VC = Vinyl chloride (MCL = 2 ug/L)

Lockheed Martin Martin State Airport
Middle River, Maryland

0 50 100 200 Feet

N

DATE MODIFIED: 11/24/08

CREATED BY: MP

Tetra Tech, Inc.

Map Document: (K:\GProject\MartinStateAirport-LMC\MapDocs\MXD\Maps\Groundwater monitoring well locs Deep.mxd) 11/24/2008

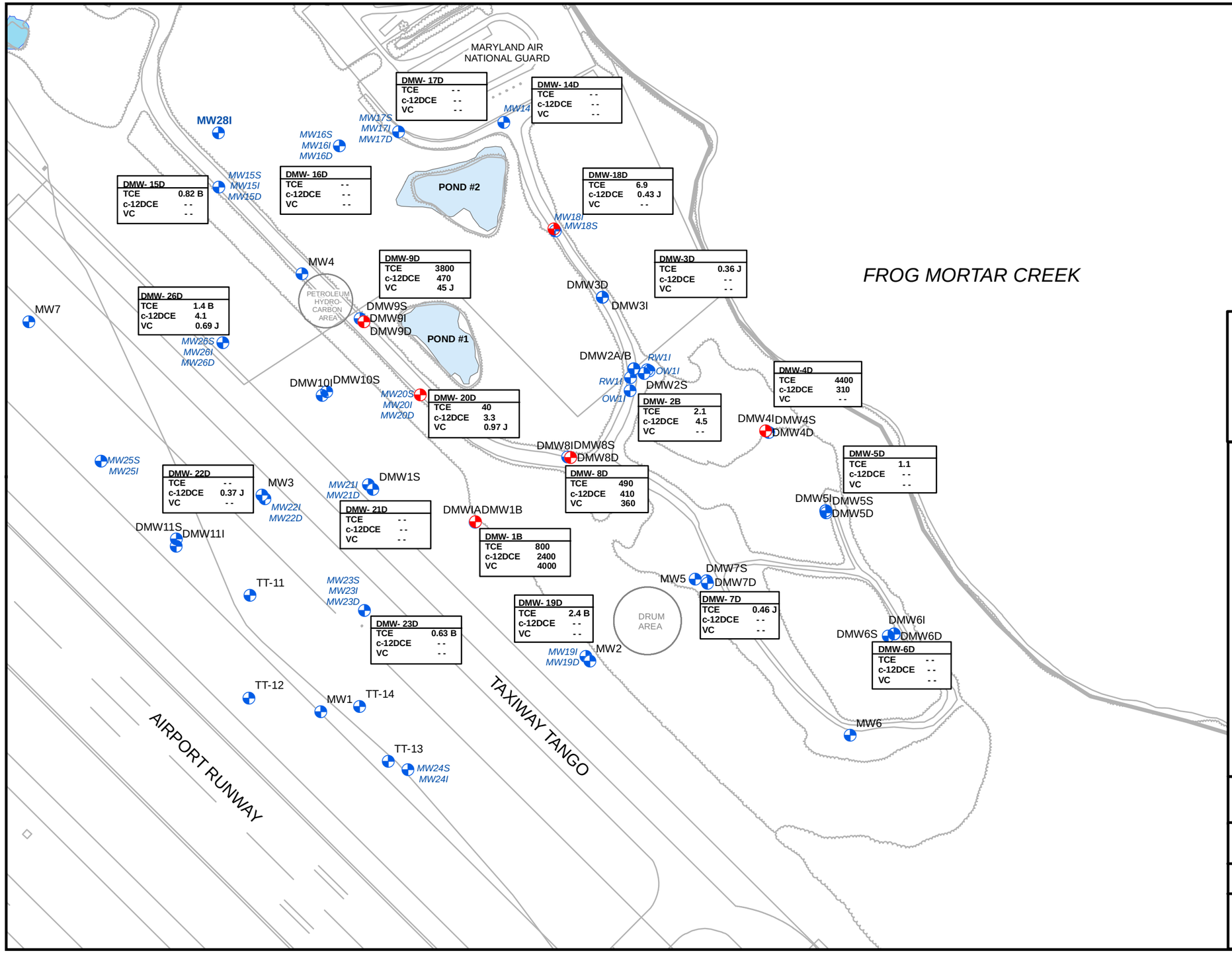

Figure 4-6
Concentrations of Major Chlorinated VOCs in Groundwater-Lower Surficial Aquifer
Martin State Airport

Legend

- Groundwater Well Location
- Indicates One or More Analytes Exceed the MCL
- J Estimated Value Below Reporting Limit
- B Concentration Reported in Laboratory Blank Sample
- NS Not Sampled
- - - Not Detected

KEY

Well ID	
Analyte	Concentration In Micrograms Per Liter

Ponds

TCE = Trichloroethene (MCL = 5 ug/L)
c-12DCE = cis-1,2-Dichloroethene (MCL = 70 ug/L)
VC = Vinyl chloride (MCL = 2 ug/L)

Lockheed Martin Martin State Airport
Middle River, Maryland

0 50 100 200 Feet

N

DATE MODIFIED: 11/24/08

CREATED BY: MP

Tetra Tech, Inc.

Section 5
Summary

The following summarizes the findings of the groundwater sampling and analyses conducted in September-October 2008:

- Groundwater flow in the Upper, Intermediate, and Lower Surficial-Aquifer zones is generally northeast toward Frog Mortar Creek. However, local variations in the hydrology of the Intermediate and Lower Surficial-Aquifer zones provide divergent flow north towards the MANG property and south towards the southern end of the MSA peninsula.

- Concentrations of chlorinated VOCs exceed Maryland groundwater standards throughout a large portion of the investigation area and at multiple depths. The maximum TCE concentration observed in a current monitoring well sample is 29,000 µg/L, reported for Upper Surficial-Aquifer well DMW11S. Because of the presence of multiple VOC sources at the site, VOC-impacted groundwater extends to areas north of Pond #2, south to DMW6I and DMW7I, and west to the area between Taxiway Tango and the runway.

- Chlorinated VOCs were detected at concentrations exceeding the Maryland groundwater standards in samples from monitoring wells recently installed north and east of Pond #2 and south of pre-existing wells.

- Concentrations of chlorinated VOCs in groundwater decreased substantially when compared to the 2004 chemical results for the MSA. The TCE-concentration reduction for 2008 and the high concentrations of the chemical daughter-products cis-1,2-DCE, VC, and chloroform indicate that TCE degradation is occurring at the site.

- VOC contamination has not been fully delineated north-northwest of well clusters MW14, MW17, and MW28; east of well clusters MW14, MW18, DMW3, DMW2, DMW4, and DMW5; west of DMW11S; and south of well clusters MW19 and MW24.

- The SVOC 1,4-dioxane was primarily detected in groundwater samples collected from the Upper and Intermediate Surficial-Aquifer zones. 1,4-Dioxane is co-located in areas containing the highest concentrations of chlorinated VOCs, occurring primarily in the vicinity of Pond #1 and the area east of Pond #1. The highest concentrations of 1,4-dioxane are 590 µg/L at well MW16S (located northwest of Pond #2) and 490 µg/L at well DMW2A (located east of Pond #1 near Frog Mortar Creek).

- Concentrations of 12 metals exceed the groundwater standards in one or more groundwater samples. Concentrations of manganese and iron exceed the standards most frequently (89% and 79% of samples, respectively), with the maximum concentrations exceeding the

standards by more than a factor of 100. Concentrations of cadmium exceed the standard in 20% of samples, with the maximum concentration exceeding the groundwater standard by more than two orders of magnitude. The greatest concentrations of cadmium are associated with high levels of VOCs in the Intermediate Surficial-Aquifer at wells DMW1A, DMW2A, DMW8I, and DMW3-I, located south and east of Pond #1. Concentrations of metals such as chromium, hexavalent chromium, lead, mercury, and zinc only exceed the standards in less than 10% of the samples, ranging from one exceedance each for mercury and zinc to five exceedances for lead. Dissolved lead and mercury concentrations did not exceed the standards.

Section 6
References

1. Chapelle, F. M., 1985. "Hydrogeology, Digital Solute-Transport Simulation, and Geochemistry of the Lower Cretaceous Aquifer System Near Baltimore, Maryland, Maryland Geological Survey Report of Investigations No. 43," Maryland Geological Survey, Baltimore, Maryland, 120 pp.

2. Curtin, S., 2006. Personal communication and draft potentiometric map of the Patuxent Aquifer - 2004, Fred Kolberg of Tetra Tech with Steve Curtin of the U.S. Geological Survey, Baltimore, Maryland, May 5, 2006.

3. Department of the Army, 1998. Revised Operating Procedure for the Installation Restoration Program, Aberdeen Proving Ground, June.

4. Glaser, J. D., 1969. "Petrology and Origin of Potomac and Magothy (Cretaceous) Sediments, Middle Atlantic Coastal Plain, Maryland Geological Survey Reports of Investigations No. 11," Maryland Geological Survey, Baltimore, Maryland, 102 pp.

5. Handex Environmental Management, 1992. Geophysical Survey Report, Taxiway Tango, Martin State Airport, Middle River, Maryland, February.

6. MDE (Maryland Department of the Environment), 1992. Letter from Arlene G. Weiner, MDE, Baltimore Maryland to Maryland Aviation Administration, "Subsurface Investigations," Martin State Airport, Middle River, Maryland, January 6.

7. MDE (Maryland Department of the Environment), 1997. Letter from Arthur O'Connell, MDE to the Maryland Aviation Administration, Martin State Airport, Middle River, Maryland, January 24.

8. MDE (Maryland Department of the Environment), 2008. Interim Final Guidance (Update No. 2) Cleanup Standards for Soil and Groundwater State of Maryland Department of the Environment, March.

9. MES (Maryland Environmental Service), 1994. Martin State Airport Preliminary Site Investigation of the Taxiway Tango, Martin State Airport, Middle River, Maryland, report prepared by MES, Annapolis, Maryland for the Maryland Aviation Administration, Baltimore, Maryland, May.

10. MES (Maryland Environmental Service), 1995. Martin State Airport Confirmation Investigation-Continuation of Phase I Taxiway Tango Site Investigation, Martin State Airport, Middle River, Maryland, report prepared by MES, Annapolis, Maryland for the Maryland Aviation Administration, Baltimore, Maryland, January.

11. MES (Maryland Environmental Service), 1996. Martin State Airport Expanded Investigation — Continuation of Phase I Taxiway Tango Site Investigation, Martin State Airport, Middle River, Maryland, report prepared by MES, Annapolis, Maryland for the Maryland Aviation Administration, Baltimore, Maryland, July.

12. Tetra Tech, Inc., 1999. Final Groundwater Monitoring Well Surveying and Sampling Report, Martin State Airport, Middle River, Maryland, report prepared by Tetra Tech, Inc., Pasadena, Maryland for Lockheed Martin, Bethesda, Maryland, May 18.

13. Tetra Tech, 2000. Final Source Identification and Assessment Report, Martin State Airport, Middle River, Maryland, report prepared by Tetra Tech, Inc., Pasadena, Maryland for Lockheed Martin, Bethesda, Maryland September 29.

14. Tetra Tech, 2002. Final Chemical Delineation and Groundwater Modeling Report, Martin State Airport, Middle River, Maryland, report prepared by Tetra Tech, Inc., Pasadena, Maryland for Lockheed Martin Corporation, Bethesda, Maryland, December 27.

15. Tetra Tech, 2003. Final Data-*Gap and Hydrogeologic Work Plan*, Martin State Airport, Middle River, Maryland, report prepared by Tetra Tech, Inc., Pasadena, Maryland for Lockheed Martin Corporation, Bethesda, Maryland, May 23.

16. Tetra Tech, 2004a. Final Data-Gap Investigation and Modeling Report, Martin State Airport, Middle River, Maryland report prepared by Tetra Tech, Inc., Pasadena, Maryland for Lockheed Martin Corporation, Bethesda, Maryland, May.

17. Tetra Tech, 2004b. December 2003 Quarterly Groundwater Monitoring Report, Martin State Airport, Middle River, Maryland report prepared by Tetra Tech, Inc., Pasadena, Maryland for Lockheed Martin Corporation, Bethesda, Maryland, May.

18. Tetra Tech, 2004c. Final March 2004 Quarterly Groundwater Monitoring Report, Martin State Airport, Middle River, Maryland report prepared by Tetra Tech, Inc., Pasadena, Maryland for Lockheed Martin Corporation, Bethesda, Maryland, June.

19. Tetra Tech, 2004d. Final June 2004 Quarterly Groundwater Monitoring Report, Martin State Airport, Middle River, Maryland report prepared by Tetra Tech, Inc., Pasadena, Maryland for Lockheed Martin Corporation, Bethesda, Maryland, August.

20. Tetra Tech, 2004e. Final September 2004 Quarterly Groundwater Monitoring Report, Martin State Airport, Middle River, Maryland report prepared by Tetra Tech, Inc., Pasadena, Maryland for Lockheed Martin Corporation, Bethesda, Maryland, November.

21. Tetra Tech, 2005. Final December 2004 Quarterly Groundwater Monitoring Report, Martin State Airport, Middle River, Maryland report prepared by Tetra Tech, Inc., Pasadena, Maryland for Lockheed Martin Corporation, Bethesda, Maryland, March.

22. Tetra Tech, Inc., 2005. Treatability-Study Report, Martin State Airport: Middle River, Maryland, Consultant's report prepared by Tetra Tech, Inc. for Lockheed Martin Corporation, Bethesda, Maryland, November.

23. Vroblesky, D. A. and W. B. Fleck, 1991. Hydrogeologic Framework of the Coastal Plain of Maryland, Delaware, and the District of Columbia, Regional Aquifer System Analysis — Northern Atlantic Coastal Plain, U.S. Geological Survey Professional Paper 1404-E, U.S. Government Printing Office, Washington, D.C., 45 pp.

24. USEPA (U.S. Environmental Protection Agency), Region III, 1993. Region III Modifications to the Laboratory Data Validation Functional Guidelines for Evaluating Inorganics Analyses, April.

25. USEPA (U.S. Environmental Protection Agency), Region III, 1994. Region III Modifications to the National Functional Guidelines for Organic Data Review, September.

Tetra Tech NUS, Inc.

GROUNDWATER LEVEL MEASUREMENT SHEET

Project Name: Martin State Airport
Location: MSA
Weather Conditions: Sunny 51°
Tidally Influenced: Yes ___ No ✓

Project No.: 112IC01660
Personnel: Matt Payan
Measuring Device: Water Level meter
Remarks:

Well or Piezometer Number	Date	Time	Elevation of Reference Point (feet)*	Total Well Depth (feet)*	Water Level Indicator Reading (feet)*	Thickness of Free Product (feet)*	Groundwater Elevation (feet)*	Comments
MW27	10-31-08	0950			6.02			
MW 24I		0951			6.81			
MW15S		0954			6.83			
MW 15I		0955			7.02			
MW 15D		0956			7.00			
MW 4		0958			8.25			
DMW 9S		1001			9.75			
DMW 9I		1002			9.80			
DMW 9D		1003			10.15			
MW 20S		1005			10.80			
MW 20I		1006			10.75			
MW 20D		1007			11.30			
DMW 8S		1009			14.30			
DMW 8I		1010			15.40			
DMW 8D		1011			15.35			
DMW 2A		1014			21.15			
DMW 2B		1015			21.00			
DMW 2S		1017			21.30			
DMW 3S		1022			12.40			
DMW 3I		1023			15.85			
DMW 3D		1024			15.90			
MW 18S		1032			7.70			
MW 18I		1033			8.50			
MW 18D		1034			8.30			
MW 14I	↓	1040			11.20			

* All measurements to the nearest 0.01 foot

Tetra Tech NUS, Inc.

GROUNDWATER LEVEL MEASUREMENT SHEET

Project Name:	Martin State Airport	**Project No.:**	112IC01660
Location:	MSA	**Personnel:**	Walt Payne
Weather Conditions:	Sunny 50°	**Measuring Device:**	Water Level meter
Tidally Influenced:	Yes ___ No ✓	**Remarks:**	

Well or Piezometer Number	Date	Time	Elevation of Reference Point (feet)*	Total Well Depth (feet)*	Water Level Indicator Reading (feet)*	Thickness of Free Product (feet)*	Groundwater Elevation (feet)*	Comments
MW 14D	10-31-02	1041			8.25			
MW 17S		1045			9.35			
MW 17I		1046			6.30			
MW 17D		1047			10.90			
MW 16S		1052			9.10			
MW 16I		1053			8.50			
MW 16D		1054			8.70			
DMW 4S		1101			20.50			
DMW 4I		1102			20.05			
DMW 4D		1103			20.20			
MW 5		1224			21.55			
DMW 7S		1225			Damage			
DMW 7I		1226			21.25			
DMW 7D		1227			21.20			
DMW 5S		1231			20.95			
DMW 5I		1232			21.10			
DMW 5D		1233			21.10			
DMW 6S		1237			18.30			
DMW 6I		1238			18.30			
DMW 6D		1239			18.30			
MW 6		1242			15.00			
MW 29		1250			12.25			
MW 2		1301			7.25			
MW 19I		1302			7.05			
MW 19D	↓	1303			7.00			

* All measurements to the nearest 0.01 foot

Tetra Tech NUS, Inc.

GROUNDWATER LEVEL MEASUREMENT SHEET

Project Name: Martin State Airport
Project No.: 112IC01660
Location: MSA
Personnel: Walt Ryan
Weather Conditions: Sunny 60°
Measuring Device: Water Level meter
Tidally Influenced: Yes ___ No ✓
Remarks:

Well or Piezometer Number	Date	Time	Elevation of Reference Point (feet)*	Total Well Depth (feet)*	Water Level Indicator Reading (feet)*	Thickness of Free Product (feet)*	Groundwater Elevation (feet)*	Comments
DMW 1A	10-31-00	1308			10.30			
DMW 1B		1309			10.50			
DMW 1S		1314			8.10			
MW 21I		1315			8.90			
MW 21D		1316			9.20			
DMW 10S		1320			8.30			
DMW 10I		1321			8.45			
MW 26S		1327			9.55			
MW 26I		1328			9.60			
MW 26D		1329			9.10			
MW 11S		1352			5.00			
MW 11I		1353			7.15			
MW 25S		1357			5.66			
MW 25I		1358			7.30			
MW 3		1424			9.00			
MW 22I		1425			9.45			
MW 22D		1426			9.30			
MW 23S		1434			7.95			
MW 23I		1435			7.95			
MW 23D		1436			8.62			
MW 24S		1449			4.50			
MW 24I	↓	1450			5.80			

* All measurements to the nearest 0.01 foot

Tetra Tech NUS, Inc.

GROUNDWATER SAMPLE LOG SHEET

Project Site Name: Martin State Airport
Project No.: 112C01600

[] Domestic Well Data
[X] Monitoring Well Data
[] Other Well Type:
[] QA Sample Type:

Sample ID No.: MW-2-081808
Sample Location: MW 2
Sampled By: MP
C.O.C. No.:
Type of Sample:
[] Low Concentration
[] High Concentration

SAMPLING DATA:

Date: 8-18-08	Color	pH	S.C.	Temp.	Turbidity	DO	Salinity	Other
Time: 1141	(Visual)	(S.U.)	(mS/cm)	(^{0}C)	(NTU)	(mg/l)	(%)	ORP
Method: Bladder pump	Slightly	3.8	0.07	14.7	18	0.00	0.1	304

PURGE DATA:

Date: 8-18-08	Volume	pH	S.C.	Temp.	Turbidity	DO	Salinity	Other
Method: Bladder pump								
Monitor Reading (ppm): 0.0								
Well Casing Diameter & Material Type: 4" PVC				See Low Flow Purge Data sheet				
Total Well Depth (TD):								
Static Water Level (WL): 6.50								
One Casing Volume(gal/L):								
Start Purge (hrs): ~~0930~~ ⇒ 1045								
End Purge (hrs): 1136								
Total Purge Time (min): 51								
Total Vol. Purged (gal/L): 7.5								

SAMPLE COLLECTION INFORMATION:

Analysis	Preservative	Container Requirements	Collected
VOCs	HCl	3 - 40 ml Vials	✓
TAL metals	HNO_3	1 - 500 ml Poly	✓
Pest metals	HNO_3	1 - 500 ml Poly	✓
1,4 Dioxane	Ice	2 - 1L Amber	✓
Hex Chrom	Ice	1 - 250 ml Poly	✓

OBSERVATIONS / NOTES:

Circle if Applicable:

MS/MSD —

Duplicate ID No.:

Signature(s):

LOW FLOW PURGE DATA SHEET

PROJECT SITE NAME: Martin State Airport
PROJECT NUMBER: 112IC01660

WELL ID.: MW-2-081808
DATE: 8-18-08

Time (Hrs.)	Water Level (Ft. below TOC)	Flow (mL/Min.)	pH (S.U.)	S. Cond. (mS/cm)	Turb. (NTU)	DO (mg/L)	Temp. (Celcius)	ORP mV	Salinity % or ppt	Comments
1045	6.90	—	—	—	—	—	—	—	—	Initial, no ode
1046	7.15	500	4.4	0.10	0.65	7.31	14.8	419	0.0	Clear water
1051	7.00	300	5.5	81	0.35	5.43	14.7	367	0.0	" " "
1056	7.00	300	5.4	81	0.00	5.36	14.7	364	0.0	" " "
1101	7.00	300	4.1	0.14	0.00	1.30	14.7	289	0.1	" " "
1106	7.00	300	3.7	0.16	20	0.00	14.7	311	0.1	Slightly cloudy
1111	7.00	300	3.8	0.16	30	0.00	14.7	308	0.1	" " "
1116	7.00	300	3.8	0.16	32	0.00	14.7	307	0.1	" " "
1121	7.00	300	3.8	0.16	23	0.00	14.6	306	0.1	" " "
1126	7.00	300	3.8	0.16	18	0.00	14.7	305	0.1	" " "
1131	7.00	300	3.8	0.17	18	0.00	14.7	304	0.1	" " "
1136	7.00	300	3.8	0.17	18	0.00	14.7	304	0.1	" " "
			Well	Parameters		Stabilize				
				Sampling Begins						

SIGNATURE(S): Water

Tetra Tech NUS, Inc.

GROUNDWATER SAMPLE LOG SHEET

Project Site Name: Martin State Airport
Project No.: 112801660

[] Domestic Well Data
[X] Monitoring Well Data
[] Other Well Type:
[] QA Sample Type:

Sample ID No.: [redacted] MW-3-080803
Sample Location: MW-3
Sampled By: WP
C.O.C. No.:
Type of Sample:
[] Low Concentration
[] High Concentration

SAMPLING DATA:

Date: 8-11-08	Color	pH	S.C.	Temp.	Turbidity	DO	Salinity	Other
Time: 1609	(Visual)	(S.U.)	(mS/cm)	(^{0}C)	(NTU)	(mg/l)	(%)	ORP
Method: Bladder Pump	Clear	6.5	17	16.0	2.8	0.00	0.0	-135

PURGE DATA:

Date: 8-11-08	Volume	pH	S.C.	Temp.	Turbidity	DO	Salinity	Other
Method: Bladder Pump								
Monitor Reading (ppm): 0.0								
Well Casing Diameter & Material Type: 4" PVC		See Low Flow Purge Data Sheet						
Total Well Depth (TD):								
Static Water Level (WL): 8.75								
One Casing Volume(gal/L):								
Start Purge (hrs): 1518								
End Purge (hrs): 1604								
Total Purge Time (min): 46								
Total Vol. Purged (gal/L): 3.0								

SAMPLE COLLECTION INFORMATION:

Analysis	Preservative	Container Requirements	Collected
VOCs	HCl	3 - 40 ml Vials	✓
TAL metals	HNO3	1 - 500 ml Poly	✓
Diss metals	HNO3	1 - 500 ml Poly	✓
1,4 Dioxane	ICE	2 - 1L Ambers	✓
Hex Chrom	ICE	1 - 250 ml Poly	✓

OBSERVATIONS / NOTES:

Circle if Applicable:
MS/MSD
Duplicate ID No.:

Signature(s):

LOW FLOW PURGE DATA SHEET

PROJECT SITE NAME: Martin State Airport
PROJECT NUMBER: 112IC01666

WELL ID.: MW-3-081108
DATE: 8-11-08

Time (Hrs.)	Water Level (Ft. below TOC)	Flow (mL/Min.)	pH (S.U.)	S. Cond. ~~(mS/cm)~~ ms/m	Turb. (NTU)	DO (mg/L)	Temp. (Celcius)	ORP mV	Salinity % or ppt	Comments
1518	8.75	—	—	—	—	—	—	—	—	Initial reading
1519	8.95	300	6.1	26	10	4.68	19.2	205	0.0	Clear water
1524	9.55	300	5.9	18	3.3	0.00	15.8	-60	0.0	" " "
1529	9.90	210	5.8	17	3.1	0.00	16.0	-74	0.0	" " "
1534	10.15	210	5.8	17	2.0	0.00	16.2	-87	0.0	" " "
1539	10.30	210	6.0	17	2.0	0.00	16.4	-100	0.0	" " "
1544	10.35	210	6.1	17	2.7	0.00	15.8	-108	0.0	" " "
1549	10.45	210	6.3	17	2.4	0.00	15.7	-120	0.0	" " "
1554	10.50	200	6.4	17	2.5	0.00	16.0	-129	0.0	" " "
1559	10.50	200	6.5	17	2.7	0.00	16.1	-134	0.0	" " "
1604	10.50	200	6.5	17	2.8	0.00	16.0	-135	0.0	" " "
			Well Parameters Stabilized							
			Sampling Begins							

SIGNATURE(S): Walter

Tetra Tech NUS, Inc.

GROUNDWATER SAMPLE LOG SHEET

Project Site Name: Martin State Airport
Project No.: 112EC01660

[] Domestic Well Data
[X] Monitoring Well Data
[] Other Well Type:
[] QA Sample Type:

Sample ID No.: MW-4-091808
Sample Location: MW4
Sampled By: mp
C.O.C. No.:
Type of Sample:
[] Low Concentration
[] High Concentration

SAMPLING DATA:

	Color	pH	S.C.	Temp.	Turbidity	DO	Salinity	Other
Date: 9-18-08	(Visual)	(S.U.)	(mS/cm)	(^{0}C)	(NTU)	(mg/l)	(%)	orp
Time: 1542								
Method: Bladder Pump	Slightly	7.4	0.23	16.4	45	0.00	0.1	-159

PURGE DATA:

	Volume	pH	S.C.	Temp.	Turbidity	DO	Salinity	Other
Date: 9-18-08								
Method: Bladder pump								
Monitor Reading (ppm): 0.0								
Well Casing Diameter & Material		See Low Flow purge						
Type: 2" PVC								
Total Well Depth (TD):			Data Sheet					
Static Water Level (WL): 8.25								
One Casing Volume(gal/L):								
Start Purge (hrs): 1450								
End Purge (hrs): 1537								
Total Purge Time (min): 47								
Total Vol. Purged (gal/L): 3.0								

SAMPLE COLLECTION INFORMATION:

Analysis	Preservative	Container Requirements	Collected
VOCs	HCl	3 - 40 ml Vials	✓
TAL metals	HNO3	1 - 500 ml Poly	✓
Diss metals	HNO3	1 - 500 ml Poly	✓
1,4 Dioxane	ICE	2 - 1L Ambers	✓
Hex chrom	ICE	1 - 250 ml Poly	✓

OBSERVATIONS / NOTES:

Circle if Applicable:

MS/MSD

Duplicate ID No.:

Signature(s):

LOW FLOW PURGE DATA SHEET

PROJECT SITE NAME: Martin State Airport
PROJECT NUMBER: 112FC01660

WELL ID.: mw-4-081808
DATE: 8-18-08

Time (Hrs.)	Water Level (Ft. below TOC)	Flow (mL/Min.)	pH (S.U.)	S. Cond. (mS/cm)	Turb. (NTU)	DO (mg/L)	Temp. (Celcius)	ORP mV	Salinity % or ppt	Comments
1450	8.25	—	—	—	—	—	—	—	—	Initial, no odor
1452	8.55	160	7.0	0.17	25	1.54	18.8	122	0.1	Slightly cloudy
1457	8.55	160	7.1	0.22	50	0.00	16.5	-82	0.1	" " "
1502	8.60	160	7.2	0.23	70	0.00	16.2	-124	0.1	" " "
1507	8.65	160	7.3	0.23	60	0.00	16.2	-142	0.1	" " "
1512	8.70	160	7.4	0.23	50	0.00	16.2	-150	0.1	" " "
1517	8.70	160	7.4	0.23	50	0.00	16.2	-154	0.1	" " "
1522	8.70	160	7.4	0.23	45	0.00	16.2	-157	0.1	" " "
1527	8.70	160	7.4	0.23	45	0.00	16.3	-156	0.1	" " "
1532	8.70	160	7.4	0.23	45	0.00	16.5	-159	0.1	" " "
1537	8.70	160	7.4	0.23	45	0.00	16.4	-159	0.1	" " "
				Well Parameters Stabilized — Sampling Begins						

SIGNATURE(S): [signature]

Tetra Tech NUS, Inc.

GROUNDWATER SAMPLE LOG SHEET

Project Site Name: Martin State Airport
Project No.: 112IC01166

[] Domestic Well Data
[X] Monitoring Well Data
[] Other Well Type:
[] QA Sample Type:

Sample ID No.: MW-5-082808
Sample Location: MW 5
Sampled By: mp
C.O.C. No.:
Type of Sample:
[] Low Concentration
[] High Concentration

SAMPLING DATA:

	Color	pH	S.C.	Temp.	Turbidity	DO	Salinity	Other
Date: 8-28-08								
Time: 1502	(Visual)	(S.U.)	~~mS/cm~~ µS/cm	(°C)	(NTU)	(mg/l)	(%)	orp
Method: Geo pump	clear	6.8	0.22	16.5	5.0	0.00	0.1	-123

PURGE DATA:

	Volume	pH	S.C.	Temp.	Turbidity	DO	Salinity	Other
Date: 8-28-08								
Method: Geo pump								
Monitor Reading (ppm): 0.0								
Well Casing Diameter & Material Type: 4" PVC		See Low Flow Purge Data Sheet						
Total Well Depth (TD):								
Static Water Level (WL): 21.40								
One Casing Volume(gal/L):								
Start Purge (hrs): 1411								
End Purge (hrs): 1457								
Total Purge Time (min): 46								
Total Vol. Purged (gal/L): 2.0								

SAMPLE COLLECTION INFORMATION:

Analysis	Preservative	Container Requirements	Collected
VOCs	HCl	3 - 40 ml Vials	✓
Tal metals	HNO3	1 - 500 ml Poly	✓
Diss metals	HNO3	1 - 500 ml Poly	✓
1,4 Dioxane	ICE	2 - 1L Ambers	✓
Hex Chrom	ICE	1 - 250 ml Poly	✓

OBSERVATIONS / NOTES:

Circle if Applicable:

MS/MSD

Duplicate ID No.:

Signature(s):

Walt Pe

LOW FLOW PURGE DATA SHEET

PROJECT SITE NAME: Martin State Airport
PROJECT NUMBER: 112IC01660
WELL ID.: MW-5-082808
DATE: 8-28-08

Time (Hrs.)	Water Level (Ft. below TOC)	Flow (mL/Min.)	pH (S.U.)	S. Cond. S/m ~~(mS/cm)~~	Turb. (NTU)	DO (mg/L)	Temp. (Celcius)	ORP mV	Salinity % or ppt	Comments
1411	21.40	—	—	—	—	—	—	—	—	Initial, no odor
1412	21.50	300	6.5	0.24	6.1	1.81	16.4	7	0.1	Clear water
1417	21.80	300	6.7	0.22	5.4	3.48	16.9	-105	0.1	" " "
1422	22.00	180	6.8	0.22	5.1	0.68	16.3	-109	0.1	" " "
1427	22.15	160	6.8	0.22	5.0	0.00	16.6	-115	0.1	" " "
1432	22.20	160	6.8	0.22	5.0	0.00	16.4	-118	0.1	" " "
1437	22.25	160	6.8	0.22	5.0	0.00	16.2	-120	0.1	" " "
1442	22.40	160	6.8	0.22	5.0	0.00	16.2	-122	0.1	" " "
1447	22.45	160	6.8	0.22	5.0	0.00	16.4	-123	0.1	" " "
1452	22.45	160	6.8	0.22	5.0	0.00	16.4	-123	0.1	" " "
1457	22.45	160	6.8	0.22	5.0	0.00	16.5	-123	0.1	" " "
				Well parameters stabilize						
				Sampling Begins						

SIGNATURE(S): [signature]

Tetra Tech NUS, Inc.

GROUNDWATER SAMPLE LOG SHEET

Project Site Name: Martin State Airport
Project No.: 112EC01660

[] Domestic Well Data
[x] Monitoring Well Data
[] Other Well Type:
[] QA Sample Type:

Sample ID No.: MW-6-082609
Sample Location: MW 6
Sampled By: MP
C.O.C. No.:
Type of Sample:
[] Low Concentration
[] High Concentration

SAMPLING DATA:

	Color	pH	S.C. (mS/cm)	Temp. (°C)	Turbidity	DO	Salinity	Other
Date: 8-26-09								
Time: 1540	(Visual)	(S.U.)			(NTU)	(mg/l)	(%)	ORP
Method: Bladder pump	Slightly	5.55	0.19	14.55	50	1.44	0.1	53

PURGE DATA:

	Volume	pH	S.C.	Temp.	Turbidity	DO	Salinity	Other
Date: 8-26-09								
Method: Bladder Pump								
Monitor Reading (ppm): 0.0								
Well Casing Diameter & Material Type: 2" PVC		See Low Flow Purge Data Sheet						
Total Well Depth (TD):								
Static Water Level (WL): 15.00								
One Casing Volume(gal/L):								
Start Purge (hrs): 1419								
End Purge (hrs): 1505								
Total Purge Time (min): 46								
Total Vol. Purged (gal/L): 5.0								

SAMPLE COLLECTION INFORMATION:

Analysis	Preservative	Container Requirements	Collected
VOCs	HCl	3 - 40 ml Vials	✓
Tot Metals	HNO3	1 - 500 ml Poly	✓
Diss metals	HNO3	1 - 500 ml Poly	✓
1,4 Dioxane	ICE	2 - 1L Ambers	✓
Hex Chrom	ICE	1 - 250 ml Poly	✓

OBSERVATIONS / NOTES:

Circle if Applicable:

MS/MSD | Duplicate ID No.:

Signature(s):

Walt Ed

LOW FLOW PURGE DATA SHEET

PROJECT SITE NAME: Martin Shale Airport
PROJECT NUMBER: 112F01660

WELL ID.: MW-6-082608
DATE: 8-26-08

Time (Hrs.)	Water Level (Ft. below TOC)	Flow (mL/Min.)	pH (S.U.)	S. Cond. (mS/cm)	Turb. (NTU)	DO (mg/L)	Temp. (Celcius)	ORP mV	Salinity % or ppt	Comments
1419 ~~1404~~	15.00	—	—	—	—	—	—	—	—	Initial pre sample
1420	15.10		5.3	0.19	3.7	0.82	16.3	108	0.1	Clear water
1425	15.05		5.3	0.19	4.0	0.00	15.2	103	0.1	" " "
1430	15.05		5.2	0.19	4.3	0.00	14.9	85	0.1	" " "
1435	15.05		5.3	0.19	70	0.17	14.7	71	0.1	Slightly cloudy
1440	15.05		5.4	0.19	60	0.65	14.5	63	0.1	" " "
1445	15.05		5.4	0.19	55	1.01	14.5	59	0.1	" " "
1450	15.05		5.5	0.19	55	1.24	14.4	56	0.1	" " "
1455	15.05		5.5	0.19	50	1.36	14.4	54	0.1	" " "
1500	15.05		5.5	0.19	50	1.43	14.5	53	0.1	" " "
1505	15.05		5.5	0.19	50	1.44	14.5	53	0.1	" " "
			Well Parameters Stabilized							
			Samples Begins							

SIGNATURE(S): [signature]

PAGE 2 OF 2

Tetra Tech NUS, Inc.

GROUNDWATER SAMPLE LOG SHEET

Project Site Name: Marion State Airport
Project No.: 112IC01660

[] Domestic Well Data
[X] Monitoring Well Data
[] Other Well Type:
[] QA Sample Type:

Sample ID No.: DMW-1A-081508
Sample Location: DMW-1A
Sampled By: WP
C.O.C. No.:
Type of Sample:
[] Low Concentration
[] High Concentration

SAMPLING DATA:

	Color (Visual)	pH (S.U.)	S.C. (mS/cm)	Temp. (°C)	Turbidity (NTU)	DO (mg/l)	Salinity (%)	Other
Date: 8-15-08								
Time: 1055								
Method: Bladder pump	Slightly	5.1	0.11	14.4	90	0.00	0.1	184

PURGE DATA:

	Volume	pH	S.C.	Temp.	Turbidity	DO	Salinity	Other
Date: 8-15-08								
Method: Bladder pump								
Monitor Reading (ppm): 0.0								
Well Casing Diameter & Material Type: 2" PVC		See	Low	Flow	Purge			
Total Well Depth (TD):								
Static Water Level (WL): 10.00			Data	sheet				
One Casing Volume(gal/L):								
Start Purge (hrs): 0958								
End Purge (hrs): 1050								
Total Purge Time (min): 52								
Total Vol. Purged (gal/L): 7.0								

SAMPLE COLLECTION INFORMATION:

Analysis	Preservative	Container Requirements	Collected
VOCs	HCl	3 - 40 ml Vials	✓
TAL metals	HNO3	1 - 500 ml Poly	✓
Diss metals	HNO3	1 - 500 ml Poly	✓
1,4 Dioxane	ICE	2 - 1L Ambers	✓
Hex Chrom	ICE	1 - 250 ml Poly	✓

OBSERVATIONS / NOTES:

Circle if Applicable:

MS/MSD	Duplicate ID No.:
—	—

Signature(s): Walter

LOW FLOW PURGE DATA SHEET

PROJECT SITE NAME: Martin State Airport
PROJECT NUMBER: 112EC01660
WELL ID.: DMW-1A-081508
DATE: 8-15-08

Time (Hrs.)	Water Level (Ft. below TOC)	Flow (mL/Min.)	pH (S.U.)	S. Cond. ~~(mS/cm)~~ S/m	Turb. (NTU)	DO (mg/L)	Temp. (Celcius)	ORP mV	Salinity % or ppt	Comments
0958	10.00	—	—	—	—	—	—	—	—	Initial reading
1000	10.20	270	4.8	0.11	75	8.18	16.5	314	0.0	Slightly cloudy
1005	10.20	270	5.2	0.12	95	0.10	14.6	114	0.1	" " "
1010	10.20	270	5.1	0.12	65	0.00	14.5	163	0.1	" " "
1015	10.20	270	5.1	0.12	65	0.00	14.4	178	0.1	" " "
1020	10.20	270	5.1	0.12	60	0.00	14.4	186	0.1	" " "
1025	10.20	270	5.1	0.12	90	0.00	14.3	188	0.1	" " "
1030	10.20	270	5.1	0.11	100	0.00	14.3	187	0.1	" " "
1035	10.20	270	5.1	0.11	100	0.00	14.4	187	0.1	" " "
1040	10.20	270	5.1	0.11	90	0.00	14.4	186	0.1	" " "
1045	10.20	270	5.1	0.11	92	0.00	14.4	185	0.1	" " "
1050	10.20	270	5.1	0.11	90	0.00	14.4	184	0.1	" " "
			Well parameters stabilized							
			Sampling begins							

SIGNATURE(S): _____

Tetra Tech NUS, Inc.

GROUNDWATER SAMPLE LOG SHEET

Project Site Name: Marion State Airport
Project No.: 112SC01160

[] Domestic Well Data
[X] Monitoring Well Data
[] Other Well Type:
[] QA Sample Type:

Sample ID No.: OMW-1B-081508
Sample Location: OMW-1B
Sampled By: MP
C.O.C. No.:
Type of Sample:
[] Low Concentration
[] High Concentration

SAMPLING DATA:

	Color	pH	S.C.	Temp.	Turbidity	DO	Salinity	Other
Date: 8-15-08	(Visual)	(S.U.)	(mS/cm)	(^{0}C)	(NTU)	(mg/l)	(%)	orp
Time: 1205								
Method: Bladder pump	Cloudy	5.5	0.10	15.1	>999	0.00	0.0	71

PURGE DATA:

Date: 8-15-08	Volume	pH	S.C.	Temp.	Turbidity	DO	Salinity	Other
Method: Bladder pump								
Monitor Reading (ppm): 0.0								
Well Casing Diameter & Material		See	Low	Flow	Purge			
Type: 2" PVC								
Total Well Depth (TD):			Data	Sheet				
Static Water Level (WL): 10.15								
One Casing Volume(gal/L):								
Start Purge (hrs): 1113								
End Purge (hrs): 1200								
Total Purge Time (min): 47								
Total Vol. Purged (gal/L): 4.0								

SAMPLE COLLECTION INFORMATION:

Analysis	Preservative	Container Requirements	Collected
VOCs	HCl	3 - 40 ml Vials	✓
TAL metals	HNO3	1 - 500 ml Poly	✓
Diss metals	HNO3	1 - 500 ml Poly	✓
1,4 Dioxane	ICE	2 - 1L Ambers	✓
Hex Chrom	ICE	1 - 250 ml Poly	✓

OBSERVATIONS / NOTES:

Circle if Applicable:

MS/MSD | Duplicate ID No.:

Signature(s):

LOW FLOW PURGE DATA SHEET

PROJECT SITE NAME: Martin State Airport
PROJECT NUMBER: 112EC0166

WELL ID.: DMW-1B-081408
DATE: 8-15-08

Time (Hrs.)	Water Level (Ft. below TOC)	Flow (mL/Min.)	pH (S.U.)	S. Cond. ~~(mS/cm)~~ mS/m	Turb. (NTU)	DO (mg/L)	Temp. (Celcius)	ORP mV	Salinity % or ppt	Comments
1113	10.15	—	—	—	—	—	—	—	—	Initial, no odor
1115	11.05	150	4.8	87	50	0.83	17.5	237	0.0	Slightly Cloudy
1120	11.50	150	5.2	91	450	0.00	16.2	170	0.0	Cloudy water
1125	11.80	150	5.4	96	260	0.00	15.8	113	0.0	" " "
1130	12.20	150	5.4	0.09	220	0.00	15.7	91	0.0	" " "
1135	12.40	150	5.5	0.10	450	0.00	15.6	82	0.0	" " "
1140	12.60	150	5.5	0.10	800	0.00	15.6	78	0.0	" " "
1145	12.75	150	5.5	0.10	>999	0.00	15.5	75	0.0	" " "
1150	12.75	150	5.5	0.09	>999	0.00	15.7	74	0.0	" " "
1155	12.75	150	5.5	0.10	>999	0.00	15.3	72	0.0	" " "
1200	12.75	150	5.5	0.10	>999	0.00	15.1	71	0.0	
				Well parameters stabilize						
				Sampling Begins						

SIGNATURE(S): Nick

Tetra Tech NUS, Inc.

GROUNDWATER SAMPLE LOG SHEET

Project Site Name: Martin State Airport
Project No.: 112CC01660

Sample ID No.: Omw-1s-080808
Sample Location: Omw-1s
Sampled By: RP
C.O.C. No.:

[] Domestic Well Data
[X] Monitoring Well Data
[] Other Well Type:
[] QA Sample Type:

Type of Sample:
[] Low Concentration
[] High Concentration

SAMPLING DATA:

	Color	pH	S.C.	Temp.	Turbidity	DO	Salinity	Other
Date: 8-18-08	(Visual)	(S.U.)	(mS/cm)	(^{0}C)	(NTU)	(mg/l)	(%)	ORP
Time: 1415								
Method: Bladder pump	Clear	6.6	0.10	16.2	5.9	0.00	0.0	-125

PURGE DATA:

Date: 8-18-08	Volume	pH	S.C.	Temp.	Turbidity	DO	Salinity	Other
Method: Bladder pump								
Monitor Reading (ppm): 0.0								
Well Casing Diameter & Material								
Type: 2" PVC		See	Low	Flow	Purge			
Total Well Depth (TD):								
Static Water Level (WL): 8.90			Data	Sheet				
One Casing Volume(gal/L):								
Start Purge (hrs): 1324								
End Purge (hrs): 1410								
Total Purge Time (min): 46								
Total Vol. Purged (gal/L): 5.0								

SAMPLE COLLECTION INFORMATION:

Analysis	Preservative	Container Requirements	Collected
VOCs	HCl	3 - 40 ml Vials	✓
TAL metals	HNO3	1 - 500 ml Poly	✓
Diss metals	HNO3	1 - 500 ml Poly	✓
1,4 Dioxane	Ice	2 - 1L Ambers	✓
Hex Chrom	Ice	1 - 250 ml Poly	✓

OBSERVATIONS / NOTES:

Circle if Applicable:

MS/MSD

Duplicate ID No.:

Signature(s):

Wal

LOW FLOW PURGE DATA SHEET

PROJECT SITE NAME: Martin State Airport
PROJECT NUMBER:

WELL ID.: Pmw-15-081808
DATE: 8-18-08

Time (Hrs.)	Water Level (Ft. below TOC)	Flow (mL/Min.)	pH (S.U.)	S. Cond. (mS/cm)	Turb. (NTU)	DO (mg/L)	Temp. (Celcius)	ORP mV	Salinity % or ppt	Comments
1324	9.90	—	—	—	—	—	—	—	—	Initial, no odor
1325	9.00	350	6.5	93	19	3.84	17.5	-97	0.0	Slightly cloudy
1330	9.00	350	6.5	80	18	0.00	16.3	-126	0.0	" " "
1335	~~8.70~~ 9.00	220	6.6	81	9.5	0.00	16.7	-138	0.0	Clearwater
1340	9.00	220	6.4	97	6.8	0.00	16.6	-127	0.0	" " "
1345	9.00	220	6.3	96	6.1	0.00	16.6	-119	0.0	" " "
1350	9.00	220	6.4	0.10	7.3	0.00	16.6	-119	0.0	" " "
1355	9.00	220	6.4	0.10	5.8	0.00	16.5	-121	0.0	" " "
1400	9.00	220	6.5	0.10	5.7	0.00	16.4	-124	0.0	" " "
1405	9.00	220	6.6	0.10	6.0	0.00	16.4	-125	0.0	" " "
1410	9.00	220	6.6	0.10	5.9	0.00	16.2	-125	0.0	" " "
			Well Parameters Stab.							
			Sampling Begins							

SIGNATURE(S): Wab

Tetra Tech NUS, Inc.

GROUNDWATER SAMPLE LOG SHEET

Project Site Name: Martin State Airport
Project No.: 112G01660

Sample ID No.: Dmw-2A-082908
Sample Location: Dmw-2A
Sampled By: VP
C.O.C. No.:

[] Domestic Well Data
[X] Monitoring Well Data
[] Other Well Type:
[] QA Sample Type:

Type of Sample:
[] Low Concentration
[] High Concentration

SAMPLING DATA:

	Color	pH	S.C.	Temp.	Turbidity	DO	Salinity	Other
Date: 8-29-08	(Visual)	(S.U.)	(mS/cm)	(°C)	(NTU)	(mg/l)	(%)	ORP
Time: 1201								
Method: Bladder pump	Cloudy	4.3	0.15	~~999~~ 14.5	>999	0.00	0.1	201

PURGE DATA:

	Volume	pH	S.C.	Temp.	Turbidity	DO	Salinity	Other
Date: 8-29-08								
Method: Bladder pump								
Monitor Reading (ppm): 0.0								
Well Casing Diameter & Material Type: 2" PVC		See	Low	flow	purge			
Total Well Depth (TD):								
Static Water Level (WL): 20.50			Data	Sheet				
One Casing Volume(gal/L):								
Start Purge (hrs): 1110								
End Purge (hrs): 1156								
Total Purge Time (min): 46								
Total Vol. Purged (gal/L): 5.0								

SAMPLE COLLECTION INFORMATION:

Analysis	Preservative	Container Requirements	Collected
VOC	HCl	3 - 40 ml Vials	✓
TAL metals	HNO3	1 - 500 ml Poly	✓
Diss metals	HNO3	1 - 500 ml Poly	—
1,4 Dioxane	ICE	2 - 1L Ambers	—
Hex Chrom	ICE	1 - 250 ml Poly	✓
pH, Alkalinity	ICE	1 - 500 ml Poly	—
COD	H2SO4	1 - 250 ml Amber	—
TOC	H2SO4	3 - 40 ml Vials	✓

OBSERVATIONS / NOTES:

Circle if Applicable:

MS/MSD | Duplicate ID No.:

Signature(s):

LOW FLOW PURGE DATA SHEET

PROJECT SITE NAME: Martin State Airport
PROJECT NUMBER: 112IC01660

WELL ID.: DMW-2A-082508
DATE: 8-29-08

Time (Hrs.)	Water Level (Ft. below TOC)	Flow (mL/Min.)	pH (S.U.)	S. Cond. (mS/cm)	Turb. (NTU)	DO (mg/L)	Temp. (Celcius)	ORP mV	Salinity % or ppt	Comments
1110	20.50	—	—	—	—	—	—	—	—	Initial purge water
1111	21.20	400	3.7	0.45	20	2.52	14.8	300	0.1	Slightly cloudy
1116	20.90	300	4.2	0.14	120	0.00	14.1	245	0.1	" " "
1121	20.90	300	4.3	0.15	>999	0.00	14.0	224	0.1	Cloudy
1126	20.90	300	4.3	0.15	>999	0.00	14.0	215	0.1	" " "
1131	20.90	300	4.3	0.15	>999	0.00	14.0	210	0.1	" " "
1136	20.90	300	4.3	0.15	>999	0.00	14.0	207	0.1	" " "
1141	20.90	300	4.3	0.15	>999	0.00	14.0	205	0.1	" " "
1146	20.90	300	4.3	0.15	>999	0.00	14.0	203	0.1	" " "
1151	20.90	300	4.3	0.15	>999	0.00	14.0	202	0.1	" " "
1156	20.90	300	4.3	0.15	>999	0.00	14.0	201	0.1	" " "
	Well			Parameters		Stabilized				
				Sampling Begins						

SIGNATURE(S): [signature]

Tetra Tech NUS, Inc.

GROUNDWATER SAMPLE LOG SHEET

Project Site Name: Martin State Airport
Project No.: 112IC01660

[] Domestic Well Data
[X] Monitoring Well Data
[] Other Well Type:
[] QA Sample Type:

Sample ID No.: DMW-2B-082908
Sample Location: DMW-2B
Sampled By: MP
C.O.C. No.:
Type of Sample:
[] Low Concentration
[] High Concentration

SAMPLING DATA:

	Color (Visual)	pH (S.U.)	S.C. (mS/cm)	Temp. (^{0}C)	Turbidity (NTU)	DO (mg/l)	Salinity (%)	Other
Date: 8-29-08								
Time: 1051								Orp
Method: Bladder pump	Cloudy	5.0	8	14.3	650	2.25	0.0	311

PURGE DATA:

	Volume	pH	S.C.	Temp.	Turbidity	DO	Salinity	Other
Date: 8-29-08								
Method: Bladder pump								
Monitor Reading (ppm): 0.0								
Well Casing Diameter & Material								
Type: 2" PVC		See	Low	Flow	purge			
Total Well Depth (TD):								
Static Water Level (WL): 20.30			Data	Sheet				
One Casing Volume(gal/L):								
Start Purge (hrs): 1000								
End Purge (hrs): 1046								
Total Purge Time (min): 46								
Total Vol. Purged (gal/L): 5.0								

SAMPLE COLLECTION INFORMATION:

Analysis	Preservative	Container Requirements	Collected
VOCs	HCl	3 - 40 ml vials	✓
TAL metals	HNO3	1 - 500 ml Poly	✓
Diss metals	HNO3	1 - 500 ml Poly	✓
1,4 Dioxane	ICE	2 - 1L Ambers	✓
Hex chrom	ICE	1 - 250 ml Poly	✓

OBSERVATIONS / NOTES:

Circle if Applicable:

MS/MSD	Duplicate ID No.:
—	—

Signature(s): [signature]

LOW FLOW PURGE DATA SHEET

PROJECT SITE NAME: Martin State Airport
PROJECT NUMBER: 112F01166

WELL ID.: DMW-2B-082908
DATE: 8-29-08

Time (Hrs.)	Water Level (Ft. below TOC)	Flow (mL/Min.)	pH (S.U.)	S. Cond. (mS/cm)	Turb. (NTU)	DO (mg/L)	Temp. (Celcius)	ORP mV	Salinity % or ppt	Comments
1000	20.50									Initial reading
1001	21.20	300	5.1	14	5.2	5.21	15.8	240	0.0	Clear water
1006	21.50	300	4.8	9	350	1.55	14.4	222	0.0	Cloudy water
1011	21.50	300	4.5	6	220	2.42	14.3	256	0.0	" " "
1016	21.50	300	4.7	6	210	2.39	14.3	267	0.0	" " "
1021	21.60	300	4.9	7	280	2.35	14.3	274	0.0	" " "
1026	21.60	300	5.0	8	450	2.32	14.3	283	0.0	" " "
1031	21.60	300	5.0	8	600	2.29	14.3	294	0.0	" " "
1036	21.60	300	5.0	8	650	2.26	14.3	302	0.0	" " "
1041	21.60	300	5.0	8	650	2.23	14.3	307	0.0	" " "
1046	21.60	300	5.0	8	650	2.25	14.3	311	0.0	" " "
			well parameters stabilized							
			Sampling Begins							

SIGNATURE(S): Walter

Tetra Tech NUS, Inc.

GROUNDWATER SAMPLE LOG SHEET

Project Site Name: Manlin State Airport
Project No.: 112IC01660

[] Domestic Well Data
[X] Monitoring Well Data
[] Other Well Type:
[] QA Sample Type:

Sample ID No.: Dmw-2s-082108
Sample Location: Dmw 2s
Sampled By: MP
C.O.C. No.:
Type of Sample:
[] Low Concentration
[] High Concentration

SAMPLING DATA:

	Color	pH	S.C. ~~(mS/cm)~~ S/m	Temp.	Turbidity	DO	Salinity	Other
Date: 8-21-08	(Visual)	(S.U.)		(^{0}C)	(NTU)	(mg/l)	(%)	
Time: 1510								
Method: Bladder pump	Cloudy	4.1	0.15	15.3	228	0.40	0.1	ORP 364

PURGE DATA:

	Volume	pH	S.C.	Temp.	Turbidity	DO	Salinity	Other
Date: 8-21-08								
Method: Bladder pump								
Monitor Reading (ppm): 0.0								
Well Casing Diameter & Material Type: 2" PVC			See Low Flow Purge Data Sheet					
Total Well Depth (TD):								
Static Water Level (WL): 21.05								
One Casing Volume(gal/L):								
Start Purge (hrs): 1419								
End Purge (hrs): 1505								
Total Purge Time (min): 46								
Total Vol. Purged (gal/L): 2.5								

SAMPLE COLLECTION INFORMATION:

Analysis	Preservative	Container Requirements	Collected
VOCs	HCl	3 - 40 ml Vials	✓
TAL metals	HNO3	1 - 500 ml Poly	✓
Diss metals	HNO3	1 - 500 ml Poly	✓
1,4 Dioxane	ICE	2 - 1L Ambers	✓
Hex Chrom	ICE	1 - 250 ml Poly	✓

OBSERVATIONS / NOTES:

Circle if Applicable:

MS/MSD | Duplicate ID No.:

Signature(s):

LOW FLOW PURGE DATA SHEET

PROJECT SITE NAME: Martin State Airport
PROJECT NUMBER: 112IC01660
WELL ID.: DMW-2S-082108
DATE: 8-21-08

Time (Hrs.)	Water Level (Ft. below TOC)	Flow (mL/Min.)	pH (S.U.)	S. Cond. ~~(mS/cm)~~ S/m	Turb. (NTU)	DO (mg/L)	Temp. (Celcius)	ORP mV	Salinity % or ppt	Comments
1419	21.05	—	—	—	—	—	—	—	—	Initial, no odor
1420	21.20	400	4.2	0.14	380	0.91	16.4	332	0.1	Cloudy water
1425	21.20	240	3.9	0.14	258	0.00	15.5	349	0.1	" " "
1430	21.20	↓	4.0	0.15	280	0.00	15.4	353	0.1	" " "
1435	21.20		4.0	0.14	260	0.00	15.4	360	0.1	" " "
1440	21.20		3.9	0.14	240	0.00	15.4	369	0.1	" " "
1445	21.20		4.0	0.14	252	0.00	15.4	368	0.1	" " "
1450	21.20		4.0	0.14	260	0.00	15.3	365	0.1	" " "
1455	21.20		4.1	0.15	230	0.00	15.3	364	0.1	" " "
1500	21.20		4.1	0.15	228	0.00	15.3	364	0.1	" " "
1505	21.20		4.1	0.15	228	0.00	15.3	364	0.1	" " "
	← Well parameters stabilized →									
	← Sampling Beg. @ 2 →									

SIGNATURE(S): Walter

Tetra Tech NUS, Inc.

GROUNDWATER SAMPLE LOG SHEET

Project Site Name: Martin State Airport
Project No.: 112C01660

[] Domestic Well Data
[] Monitoring Well Data
[] Other Well Type:
[] QA Sample Type:

Sample ID No.: DMW-3S-082705
Sample Location: DMW 3S
Sampled By: DNP
C.O.C. No.:
Type of Sample:
[] Low Concentration
[] High Concentration

SAMPLING DATA:

Date: 8-27-05	Color (Visual)	pH (S.U.)	S.C. (mS/cm)	Temp. (°C)	Turbidity (NTU)	DO (mg/l)	Salinity (%)	Other
Time: 1445								DNP
Method: Bladder pump	Clear	8.0	0.33	14.6	1.5	0.00	0.2	~230

PURGE DATA:

Date: 8-27-05	Volume	pH	S.C.	Temp.	Turbidity	DO	Salinity	Other
Method: Bladder pump								
Monitor Reading (ppm): 0.0								
Well Casing Diameter & Material Type: 2" PVC		See Data	Low Flow	Low Flow	Purge			
Total Well Depth (TD):				Sheet				
Static Water Level (WL): 11.50								
One Casing Volume(gal/L):								
Start Purge (hrs): 1354								
End Purge (hrs): 1440								
Total Purge Time (min): 46								
Total Vol. Purged (gal/L): 2.5								

SAMPLE COLLECTION INFORMATION:

Analysis	Preservative	Container Requirements	Collected
VOCs	HCl	3 - 40 ml Vials	✓
TAL metals	HNO3	1 - 500 ml Poly	✓
Diss metals	HNO3	1 - 500 ml Poly	✓
1,4 Dioxane	ICE	2 - 1L Ambers	✓
Hex Chrom	ICE	1 - 250 ml Poly	✓

OBSERVATIONS / NOTES:

Circle if Applicable:

MS/MSD

Duplicate ID No.:

Signature(s):

Walt E L

LOW FLOW PURGE DATA SHEET

PROJECT SITE NAME: Martin State Airport
PROJECT NUMBER: 112IC01660
WELL ID.: DMW-35-082708
DATE: 8-27-08

Time (Hrs.)	Water Level (Ft. below TOC)	Flow (mL/Min.)	pH (S.U.)	S. Cond. (mS/cm)	Turb. (NTU)	DO (mg/L)	Temp. (Celcius)	ORP mV	Salinity % or ppt	Comments
1354	11.50	—	—	—	—	—	—	—	—	Initial no odor
1355	12.60	400	7.6	0.71	31	0.00	14.5	-193	0.4	Gray water
1400	14.30	200	8.4	0.44	7.5	0.00	14.0	-251	0.2	" " "
1405	14.45	100	8.3	0.33	2.2	0.00	14.4	-255	0.2	" " "
1410	14.45	100	8.3	0.30	1.6	0.00	14.6	-247	0.1	Clear w/ Black particles
1415	14.45	100	8.2	0.29	1.6	0.00	14.6	-243	0.1	" " "
1420	15.20	100	8.2	0.31	1.6	0.00	14.6	-241	0.2	" " "
1425	16.50	100	8.1	0.32	1.5	0.00	14.6	-236	0.2	
1430	17.35	100	8.0	0.33	1.5	0.00	14.6	-233	0.2	
1435	17.55	100	8.0	0.34	1.5	0.00	14.6	-230	0.2	
1440	17.75	100	8.0	0.33	1.5	0.00	14.6	-230	0.2	
				Well Parameters Stabilize						
				Sampling Begins						

SIGNATURE(S): Wa

Tetra Tech NUS, Inc.

GROUNDWATER SAMPLE LOG SHEET

Project Site Name: Martin State Airport
Project No.: 112EC01660

[] Domestic Well Data
[X] Monitoring Well Data
[] Other Well Type:
[] QA Sample Type:

Sample ID No.: DMW-3I-082708
Sample Location: DMW 3I
Sampled By: VP
C.O.C. No.:
Type of Sample:
[] Low Concentration
[] High Concentration

SAMPLING DATA:

	Color (Visual)	pH (S.U.)	S.C. (mS/cm)	Temp. (^{0}C)	Turbidity (NTU)	DO (mg/l)	Salinity (%)	Other
Date: 8-27-08								
Time: 1236								
Method: Bladder pump	Slightly	5.1	0.16	13.5	70	0.90	0.1	87

PURGE DATA:

	Volume	pH	S.C.	Temp.	Turbidity	DO	Salinity	Other
Date: 8-27-08								
Method: Bladder pump								
Monitor Reading (ppm): 0.0								
Well Casing Diameter & Material Type: 2" PVC		See	Low	Flow	Purge			
Total Well Depth (TD):								
Static Water Level (WL): 15.60			Data	Sheet				
One Casing Volume(gal/L):								
Start Purge (hrs): 1145								
End Purge (hrs): 1231								
Total Purge Time (min): 46								
Total Vol. Purged (gal/L): 6.5								

SAMPLE COLLECTION INFORMATION:

Analysis	Preservative	Container Requirements	Collected
VOCs	HCl	3 - 40 ml Vials	✓
TAL metals	HNO3	1 - 500 ml Poly	✓
Diss metals	HNO3	1 - 500 ml Poly	✓
1,4 Dioxane	ICE	2 - 1L Ambers	✓
Hex Chrom	ICE	1 - 250 ml Poly	✓

OBSERVATIONS / NOTES:

Circle if Applicable:

MS/MSD	Duplicate ID No.:
—	—

Signature(s): [signature]

LOW FLOW PURGE DATA SHEET

PROJECT SITE NAME: Martin State Airport
PROJECT NUMBER: 112EC01660

WELL ID.: DMW-3I-082708
DATE: 8-27-08

Time (Hrs.)	Water Level (Ft. below TOC)	Flow (mL/Min.)	pH (S.U.)	S. Cond. (mS/cm)	Turb. (NTU)	DO (mg/L)	Temp. (Celcius)	ORP mV	Salinity % or ppt	Comments
1145	15.60	—	—	—	—	—	—	—	—	Initial, no odor
1146	15.70	300	3.4	0.17	2.6	0.44	14.3	287	0.1	Clear water
1151	15.65	300	5.0	0.16	280	0.00	13.6	159	0.1	Cloudy water
1156	15.65	300	5.1	0.16	200	0.00	13.5	118	0.1	" " "
1201	15.65	300	5.1	0.17	180	0.00	13.5	100	0.1	" " "
1206	15.70	300	5.1	0.17	130	0.00	13.5	94	0.1	" " "
1211	15.70	300	5.1	0.17	110	0.36	13.5	91	0.1	" " "
1216	15.70	300	5.1	0.17	80	0.67	13.5	90	0.1	Slightly cloudy
1221	15.70	300	5.1	0.16	70	0.81	13.5	89	0.1	" " "
1226	15.70	300	5.1	0.16	68	0.88	13.5	88	0.1	" " "
1231	15.70	300	5.1	0.16	70	0.90	13.5	87	0.1	" " "
				Well parameters Stabilized						
				Sampling Began						

SIGNATURE(S): [signature]

Tetra Tech NUS, Inc.

GROUNDWATER SAMPLE LOG SHEET

Project Site Name: Martin State Airport
Project No.: 112SC01660

Sample ID No.: DMW-30-082708
Sample Location: DMW 30
Sampled By: MP
C.O.C. No.:
Type of Sample:
[] Low Concentration
[] High Concentration

[] Domestic Well Data
[K] Monitoring Well Data
[] Other Well Type:
[] QA Sample Type:

SAMPLING DATA:

	Color	pH	S.C. (mS/cm)	Temp. (°C)	Turbidity (NTU)	DO (mg/l)	Salinity (%)	Other
Date: 8-27-08								
Time: 1118								ORP
Method: Bladder pump	Clear	4.7	74	14.0	1.5	0.00	0.0	104

PURGE DATA:

	Volume	pH	S.C.	Temp.	Turbidity	DO	Salinity	Other
Date: 8-27-08								
Method: Bladder pump								
Monitor Reading (ppm): 0.0								
Well Casing Diameter & Material Type: 2" PVC			See Low Flow Purge Data Sheet					
Total Well Depth (TD):								
Static Water Level (WL): 15.50								
One Casing Volume(gal/L):								
Start Purge (hrs): 1027								
End Purge (hrs): 1113								
Total Purge Time (min): 46								
Total Vol. Purged (gal/L): 2.5								

SAMPLE COLLECTION INFORMATION:

Analysis	Preservative	Container Requirements	Collected
VOCs	HCl	3 - 40 ml vials	✓
TAL metals	HNO3	1 - 500 ml Poly	✓
Diss metals	HNO3	1 - 500 ml Poly	✓
1,4 Dioxane	ICE	2 - 1L Ambers	✓
Hex Chrom	ICE	1 - 250ml Poly	✓

OBSERVATIONS / NOTES:

Circle if Applicable:

MS/MSD ✓ | Duplicate ID No.:

Signature(s):

Walter R

LOW FLOW PURGE DATA SHEET

PROJECT SITE NAME: Martin State Airport
PROJECT NUMBER:

WELL ID.: Dmw-3D-082708
DATE: 8-27-08

Time (Hrs.)	Water Level (Ft. below TOC)	Flow (mL/Min.)	pH (S.U.)	S. Cond. (mS/cm)	Turb. (NTU)	DO (mg/L)	Temp. (Celcius)	ORP mV	Salinity % or ppt	Comments
1027	15.50	—	—	—	—	—	—	—	—	Initial, no odor
1028	15.50	400	5.2	45	1.1	5.46	14.9	230	0.0	Clear water
1033	15.50	200	4.7	47	40	0.00	14.0	149	0.0	Slightly cloudy
1038	15.50	200	4.5	77	210	0.00	14.2	133	0.0	Cloudy
1043	15.50	200	4.5	99	140	0.00	14.1	127	0.0	" " "
1048	15.50	200	4.6	99	50	0.00	14.2	117	0.0	Slightly cloudy
1053	15.50	200	4.7	82	4.9	0.00	14.0	111	0.0	Clear
1058	15.50	200	4.7	76	1.9	0.00	14.0	108	0.0	" " "
1103	15.50	200	4.7	76	1.7	0.00	14.0	106	0.0	" " "
1108	15.50	200	4.7	75	1.6	0.00	14.0	105	0.0	" " "
1113	15.50	200	4.7	74	1.5	0.00	14.0	104	0.0	" " "
	← Well Parameters Stabilize →									
	← Sampling Begins →									

SIGNATURE(S): Walt af

Tetra Tech NUS, Inc.

GROUNDWATER SAMPLE LOG SHEET

Project Site Name: Martin State Airport
Project No.: 112IC01660

[] Domestic Well Data
[X] Monitoring Well Data
[] Other Well Type:
[] QA Sample Type:

Sample ID No.: DMW-4S-082508
Sample Location: DMW 4S
Sampled By: WP
C.O.C. No.:
Type of Sample:
[] Low Concentration
[] High Concentration

SAMPLING DATA:

	Color (Visual)	pH (S.U.)	S.C. (mS/cm)	Temp. (^{0}C)	Turbidity (NTU)	DO (mg/l)	Salinity (%)	Other
Date: 8-25-08								
Time: 1445								ORP
Method: Bladder pump	Slightly	5.3	0.20	14.4	95	0.14	0.0	70

PURGE DATA:

	Volume	pH	S.C.	Temp.	Turbidity	DO	Salinity	Other
Date: 8-25-08								
Method: Bladder pump								
Monitor Reading (ppm): 0.0								
Well Casing Diameter & Material Type: 2" PVC			See	Low	Flow	purge		
Total Well Depth (TD):								
Static Water Level (WL): 19.75			Data	Sheet				
One Casing Volume(gal/L):								
Start Purge (hrs): 1349								
End Purge (hrs): 1440								
Total Purge Time (min): 51								
Total Vol. Purged (gal/L): 7.5								

SAMPLE COLLECTION INFORMATION:

Analysis	Preservative	Container Requirements	Collected
VOCs	HCl	3 - 40 ml Vials	✓
TAL metals	HNO3	1 - 500 ml Poly	✓
Diss metals	HNO3	1 - 500 ml Poly	✓
1,4 Dioxane	ICE	2 - 1L Amber	✓
Hex Chrom	ICE	1 - 250 ml Poly	✓
pH + Alkalinity	ICE	1 - 500 ml Poly	✓
COD	H2SO4	1 - 250 ml Amber	✓
TOC	H2SO4	3 - 40 ml Vials	✓

OBSERVATIONS / NOTES:

Circle if Applicable:

MS/MSD	Duplicate ID No.:
—	—

Signature(s): [signature]

LOW FLOW PURGE DATA SHEET

PROJECT SITE NAME: Martin State Airport
PROJECT NUMBER: 112RC01660

WELL ID.: DMW-4S-082508
DATE: 8-25-08

Time (Hrs.)	Water Level (Ft. below TOC)	Flow (mL/Min.)	pH (S.U.)	S. Cond. S/M ~~(mS/cm)~~	Turb. (NTU)	DO (mg/L)	Temp. (Celcius)	ORP mV	Salinity % or ppt	Comments
1349	19.75	—	—	—	—	—	—	—	—	Initial, no odor
1350	19.90	400	4.6	0.20	220	1.47	14.1	236	0.1	Cloudy water
1355	19.95	220	4.7	0.20	450	0.00	13.6	204	0.1	" " "
1400	19.95		4.9	0.20	400	0.00	13.6	159	0.1	" " "
1405	19.95		5.1	0.20	290	0.00	13.6	127	0.1	" " "
1410	19.95		5.2	0.20	200	0.00	13.7	104	0.1	" " "
1415	19.95		5.2	0.20	140	0.00	14.1	90	0.1	" " "
1420	19.80		5.3	0.20	120	0.00	14.3	81	0.1	" " "
1425	19.80		5.3	0.20	95	0.00	14.3	77	0.1	" " "
1430	19.80		5.3	0.20	95	0.18	14.4	72	0.1	" " "
1435	19.80		5.3	0.20	95	0.14	14.4	71	0.1	" " "
1440	19.80		5.3	0.20	95	0.14	14.4	70	0.1	" " "

← Well parameters Stabilize →
← Sampling Begins →

SIGNATURE(S): Walt [illegible]

Tetra Tech NUS, Inc.

GROUNDWATER SAMPLE LOG SHEET

Project Site Name: Martin State Airport
Project No.: 112Z00160

[] Domestic Well Data
[X] Monitoring Well Data
[] Other Well Type:
[] QA Sample Type:

Sample ID No.: MW-4I-082508
Sample Location: MW 4I
Sampled By: WP
C.O.C. No.:
Type of Sample:
[] Low Concentration
[] High Concentration

SAMPLING DATA:

	Color	pH	S.C. (~~mS/cm~~ µS/cm)	Temp. (^{0}C)	Turbidity (NTU)	DO (mg/l)	Salinity (%)	Other
Date: 8-25-08								
Time: 1057								
Method: Bladder pump	Cloudy	4.2	0.23	13.9	600	0.00	0.1	ORP 310

PURGE DATA:

	Volume	pH	S.C.	Temp.	Turbidity	DO	Salinity	Other
Date: 8-25-08								
Method: Bladder pump								
Monitor Reading (ppm): 0.0								
Well Casing Diameter & Material Type: 2" PVC		See Low Flow purge Data sheet						
Total Well Depth (TD):								
Static Water Level (WL): 15.60								
One Casing Volume(gal/L):								
Start Purge (hrs): 0000								
End Purge (hrs): 1052								
Total Purge Time (min): 52								
Total Vol. Purged (gal/L): 6.0								

SAMPLE COLLECTION INFORMATION:

Analysis	Preservative	Container Requirements	Collected
TVOCs	HCl	3 - 40 ml Vials	✓
TAL metals	HNO3	1 - 500 ml Poly	✓
Diss metals	HNO3	1 - 500 ml Poly	✓
1,4 Dioxane	2oC	2 - 1L Ambers	✓
Hex Chrom	2oC	1 - 250 ml Poly	✓
pH & Alkalinity	4oC	1 - 500 ml Poly	✓
COD	H2SO4	1 - 250 ml Amber	✓
TOC	H2SO4	3 - 40 ml Vials	✓

OBSERVATIONS / NOTES:

Circle if Applicable:

MS/MSD	Duplicate ID No.:
✓	

Signature(s): Wade

LOW FLOW PURGE DATA SHEET

PROJECT SITE NAME: Martin Stek Airport
PROJECT NUMBER: 112IC01660

WELL ID.: Mw-47-082508
DATE: 8-25-08

Time (Hrs.)	Water Level (Ft. below TOC)	Flow (mL/Min.)	pH (S.U.)	S. Cond. ~~mS/cm~~ S/m	Turb. (NTU)	DO (mg/L)	Temp. (Celcius)	ORP mV	Salinity % or ppt	Comments
1000	19.60	—	—	—	—	—	—	—	—	Initial, no data
1002	19.75	300	4.1	0.21	50	9.19	15.5	273	0.1	Slight cloudy
1007	19.70		4.1	0.21	>999	0.35	13.9	307	0.1	Cloudy water
1012	19.70		4.1	0.21	550	0.00	13.9	323	0.1	" " "
1017	19.70		4.1	0.21	370	0.00	13.9	320	0.1	" " "
1022	19.70		4.2	0.21	260	0.00	13.9	321	0.1	" " "
1027	19.70		4.2	0.22	250	0.00	13.9	318	0.1	" " "
1032	19.70		4.2	0.22	260	0.00	14.0	314	0.1	" " "
1037	19.70		4.2	0.23	260	0.00	13.9	312	0.1	" " "
1042	19.70		4.2	0.22	600	0.00	13.9	304	0.1	" " "
1047	19.70		4.2	0.23	600	0.00	14.0	310	0.1	
1052	19.70	↓	4.2	0.23	600	0.00	13.9	310	0.1	
	←		WELL	Parameter	Stabilized				→	
	←			Sampling	Begin				→	

SIGNATURE(S): N/a

Tetra Tech NUS, Inc.

GROUNDWATER SAMPLE LOG SHEET

Project Site Name: Martin State Airport
Project No.: 112SC01660

Sample ID No.: Dmw-40-082508
Sample Location: Dmw-40
Sampled By: MP
C.O.C. No.:

[] Domestic Well Data
[X] Monitoring Well Data
[] Other Well Type:
[] QA Sample Type:

Type of Sample:
[] Low Concentration
[] High Concentration

SAMPLING DATA:

	Color	pH	S.C.	Temp.	Turbidity	DO	Salinity	Other
Date: 8-25-08	(Visual)	(S.U.)	(~~mS/cm~~ µS/cm)	(^{0}C)	(NTU)	(mg/l)	(%)	orp
Time: 1213								
Method: Bladder pump	Slt Hzy	4.1	0.17	15.2	47	0.00	0.1	391

PURGE DATA:

	Volume	pH	S.C.	Temp.	Turbidity	DO	Salinity	Other
Date: 8-25-08								
Method: Bladder pump								
Monitor Reading (ppm): 0.0								
Well Casing Diameter & Material		See	Low	Flow	Purge			
Type: 2" PVC								
Total Well Depth (TD):			Data	Sheet				
Static Water Level (WL): 15.70								
One Casing Volume(gal/L):								
Start Purge (hrs): 1121								
End Purge (hrs): 1208								
Total Purge Time (min): 47								
Total Vol. Purged (gal/L): 3.0								

SAMPLE COLLECTION INFORMATION:

Analysis	Preservative	Container Requirements	Collected
VOCs	HCl	3 - 40 ml Vials	✓
Tot metals	HNO3	1 - 500 ml Poly	✓
Diss metals	HNO3	1 - 500 ml Poly	✓
1,4 Dioxane	Ice	2 - 1L Ambers	✓
Hex Chrom	Ice	1 - 250 ml Poly	✓
pH, Alkalinity	Ice	1 - 500 ml Poly	✓
COD	H2SO4	1 - 250 ml Ambers	✓
TOC	HCl	3 - 40 ml Vials	✓

OBSERVATIONS / NOTES:

Circle if Applicable:

MS/MSD

Duplicate ID No.:

Signature(s):

Walls

LOW FLOW PURGE DATA SHEET

PROJECT SITE NAME: Martin State Airport
PROJECT NUMBER: 112Fc0166

WELL ID.: DMW-40-082508
DATE: 8-25-08

Time (Hrs.)	Water Level (Ft. below TOC)	Flow (mL/Min.)	pH (S.U.)	S. Cond. ~~(mS/cm)~~ S/m	Turb. (NTU)	DO (mg/L)	Temp. (Celcius)	ORP mV	Salinity % or ppt	Comments
1121	19.70	—	—	—	—	—	—	—	—	Initial, no odor
1123	19.75		4.1	0.17	3.4	6.24	16.7	384	0.1	Clear water
1128	19.70		4.1	0.17	100	2.21	15.4	404	0.1	Slightly cloudy
1133	19.70		4.1	0.17	190	1.90	15.5	403	0.1	Cloudy/wet
1138	19.70		4.1	0.17	150	0.95	15.4	401	0.1	" " "
1143	19.70		4.1	0.17	100	0.31	15.2	397	0.1	Slightly cloudy
1148	19.70		4.1	0.17	75	0.00	15.3	395	0.1	" " "
1153	19.70		4.1	0.17	60	0.00	15.3	394	0.1	" " "
1158	19.70		4.1	0.17	45	0.00	15.2	393	0.1	" " "
1203	19.70		4.1	0.17	45	0.00	15.3	392	0.1	" " "
1208	19.70		4.1	0.17	47	0.00	15.2	391	0.1	" " "
			Well parameters Stabilized Sampler Begins							

SIGNATURE(S): Wa

Tetra Tech NUS, Inc.

GROUNDWATER SAMPLE LOG SHEET

Project Site Name: Martin State Airport
Project No.: 112EC01661

[] Domestic Well Data
[X] Monitoring Well Data
[] Other Well Type:
[] QA Sample Type:

Sample ID No.: DMW-5s-082608
Sample Location: DMW 5s
Sampled By: VP
C.O.C. No.:
Type of Sample:
[] Low Concentration
[] High Concentration

SAMPLING DATA:

Date: 8-26-08 / Time: 1223 / Method: Bladder pump	Color (Visual)	pH (S.U.)	S.C. ~~(mS/cm)~~ S/m	Temp. (°C)	Turbidity (NTU)	DO (mg/l)	Salinity (%)	Other ORP
	Clear	4.2	0.18	14.5	2.3	0.00	0.1	193

PURGE DATA:

Date: 8-26-08	Volume	pH	S.C.	Temp.	Turbidity	DO	Salinity	Other
Method: Bladder pump								
Monitor Reading (ppm): 0.0								
Well Casing Diameter & Material Type: 2" PVC			See Low Flow Purge Data Sheet					
Total Well Depth (TD):								
Static Water Level (WL): 21.00								
One Casing Volume(gal/L):								
Start Purge (hrs): 1131								
End Purge (hrs): 1218								
Total Purge Time (min): 47								
Total Vol. Purged ~~(gal/L)~~: 5.0								

SAMPLE COLLECTION INFORMATION:

Analysis	Preservative	Container Requirements	Collected
VOCs	HCl	3 - 40 ml Vials	✓
Tot. metals	HNO3	1 - 500 ml Poly	✓
Diss. metals	HNO3	1 - 500 ml Poly	✓
1,4 Dioxane	ICE	2 - 1L Ambers	✓
Hex Chrom	ICE	1 - 250 ml Poly	✓
pH & Alkalinity	ICE	1 - 500 ml Poly	✓
COD	H2SO4	1 - 250 ml Amber	✓
TOC	H2SO4	3 - 40 ml Vials	✓

OBSERVATIONS / NOTES:

Circle if Applicable:

MS/MSD

Duplicate ID No.:

Signature(s):

LOW FLOW PURGE DATA SHEET

PROJECT SITE NAME: Martin State Airport
PROJECT NUMBER: 112IC01660
WELL ID.: DMW-5s-082608
DATE: 8-26-08

Time (Hrs.)	Water Level (Ft. below TOC)	Flow (mL/Min.)	pH (S.U.)	S. Cond. S/m (mS/cm)	Turb. (NTU)	DO (mg/L)	Temp. (Celcius)	ORP mV	Salinity % or ppt	Comments
1131	21.00	—	—	—	—	—	—	—	—	Initial, no odor
1133	22.40	400	5.8	0.17	220	2.03	15.0	92	0.1	Cloudy Water
1138		180	4.7	0.17	5.1	0.00	14.9	134	0.1	Clean Water
1143		180	4.4	0.17	3.0	0.00	14.8	153	0.1	
1148		180	4.3	0.17	3.0	0.00	14.7	165	0.1	
1153		180	4.3	0.17	2.6	0.00	14.6	170	0.1	
1158		180	4.2	0.17	2.3	0.00	14.5	175	0.1	
1203		180	4.2	0.18	2.3	0.00	14.5	179	0.1	
1208		180	4.2	0.18	2.2	0.00	14.5	186	0.1	
1213		180	4.2	0.18	2.3	0.00	14.5	189	0.1	
1218		180	4.2	0.18	2.3	0.00	14.5	193	0.1	

Well Parameters Stabilize
Sampling Begins

SIGNATURE(S): [signature]

Tetra Tech NUS, Inc.

GROUNDWATER SAMPLE LOG SHEET

Project Site Name: Martin State Airport
Project No.: 112SC01660

[] Domestic Well Data
[X] Monitoring Well Data
[] Other Well Type:
[] QA Sample Type:

Sample ID No.: DMW-5E-082660
Sample Location: DMW 5E
Sampled By: WP
C.O.C. No.:
Type of Sample:
[] Low Concentration
[] High Concentration

SAMPLING DATA:

	Color	pH	S.C.	Temp.	Turbidity	DO	Salinity	Other
Date: 8-26-08								
Time: 1037	(Visual)	(S.U.)	(~~mS/cm~~)	(^{0}C)	(NTU)	(mg/l)	(%)	ORP
Method: Bladder pump	Slightly	4.3	0.16	13.8	180	0.00	0.1	202

PURGE DATA:

	Volume	pH	S.C.	Temp.	Turbidity	DO	Salinity	Other
Date: 8-26-08								
Method: Bladder pump								
Monitor Reading (ppm): 0.0								
Well Casing Diameter & Material Type: 2" PVC		See Low Flow purge Data sheet						
Total Well Depth (TD):								
Static Water Level (WL): 21.10								
One Casing Volume(gal/L):								
Start Purge (hrs): 0946								
End Purge (hrs): 1032								
Total Purge Time (min): 46								
Total Vol. Purged (gal/L): 5.5								

SAMPLE COLLECTION INFORMATION:

Analysis	Preservative	Container Requirements	Collected
VOCs	HCl	3 - 40 ml Vials	✓
TAL metals	HNO3	1 - 500 ml Poly	✓
Diss metals	HNO3	1 - 500 ml Poly	
4,4 Dioxane	ICE	2 - 1L Ambers	✓
Hex Chrom	ICE	1 - 250 ml Poly	✓
pH & Alkalinity	ICE	1 - 500 ml Poly	✓
COD	H2SO4	1 - 250 ml Ambers	✓
TOC	H2SO4	3 - 40 ml Vials	✓

OBSERVATIONS / NOTES:

Circle if Applicable:

MS/MSD	Duplicate ID No.:

Signature(s):

LOW FLOW PURGE DATA SHEET

PROJECT SITE NAME: Martin State Airport
PROJECT NUMBER: 112IC01660

WELL ID.: DMW-5F-082608
DATE: 8-26-08

Time (Hrs.)	Water Level (Ft. below TOC)	Flow (mL/Min.)	pH (S.U.)	S. Cond. S/m ~~(mS/cm)~~	Turb. (NTU)	DO (mg/L)	Temp. (Celcius)	ORP mV	Salinity % or ppt	Comments
0946	21.10	—	—	—	—	—	—	—	—	Initial, no odor
0947	21.20	300	3.5	0.16	650	5.26	15.0	268	0.1	Cloudy water
0952		300	4.2	0.16	220	0.00	13.8	226	0.1	
0957		300	4.2	0.16	160	0.00	13.8	221	0.1	
1002		300	4.2	0.16	160	0.00	13.8	219	0.1	
1007		300	4.2	0.16	180	0.00	13.8	216	0.1	
1012		300	4.2	0.16	200	0.00	13.8	214	0.1	
1017		300	4.3	0.16	200	0.00	13.8	211	0.1	
1022		300	4.3	0.16	180	0.00	13.8	209	0.1	
1027		300	4.3	0.16	180	0.00	13.8	205	0.1	
1032		300	4.3	0.16	180	0.00	13.8	202	0.1	

Well Parameters stabilize
Sampling Begins

SIGNATURE(S): [signature]

Tetra Tech NUS, Inc.

GROUNDWATER SAMPLE LOG SHEET

Project Site Name: Martin State Airport
Project No.: 112EC01660

[] Domestic Well Data
[X] Monitoring Well Data
[] Other Well Type:
[] QA Sample Type:

Sample ID No.: DMW-5D-082108
Sample Location: DMW 5D
Sampled By: WP
C.O.C. No.:
Type of Sample:
[] Low Concentration
[] High Concentration

SAMPLING DATA:

	Color (Visual)	pH (S.U.)	S.C. ~~(mS/cm)~~ mS/m	Temp. (^{0}C)	Turbidity (NTU)	DO (mg/l)	Salinity (%)	Other
Date: 8-21-08								
Time: 1305								
Method: Bladder pump	Slightly	4.3	7	15.8	160	5.61	0.0	330

PURGE DATA:

	Volume	pH	S.C.	Temp.	Turbidity	DO	Salinity	Other
Date: 8-21-08								
Method: Bladder pump								
Monitor Reading (ppm): 0.0								
Well Casing Diameter & Material			See Low Flow Purge					
Type: 2" PVC								
Total Well Depth (TD):			Data Sheet					
Static Water Level (WL): 20.50								
One Casing Volume(gal/L):								
Start Purge (hrs): 1213								
End Purge (hrs): 1300								
Total Purge Time (min): 47								
Total Vol. Purged (gal/L): 3.0								

SAMPLE COLLECTION INFORMATION:

Analysis	Preservative	Container Requirements	Collected
VOCs	HCl	3 - 40 ml vials	✓
TAL metals	HNO3	1 - 500 ml Poly	✓
Diss metals	HNO3	1 - 500 ml Poly	✓
1,4 Dioxane	ICE	2 - 1L Ambers	✓
Hex Chrom	ICE	1 - 250 ml Poly	✓

OBSERVATIONS / NOTES:

Circle if Applicable:

MS/MSD	Duplicate ID No.:
—	—

Signature(s): Walt [illegible]

LOW FLOW PURGE DATA SHEET

PROJECT SITE NAME: Martin State Airport
PROJECT NUMBER: 1RIC01660

WELL ID.: DMW-5D-082108
DATE: 8-21-08

Time (Hrs.)	Water Level (Ft. below TOC)	Flow (mL/Min.)	pH (S.U.)	S. Cond. mS/m (~~mS/cm~~)	Turb. (NTU)	DO (mg/L)	Temp. (Celcius)	ORP mV	Salinity % or ppt	Comments
1213	20.50	—	—	—	—	—	—	—	—	Initial, no odor
1215	21.00	400	5.4	7	320	7.49	17.0	159	0.0	Cloudy water
1220	20.85	200	5.0	11	260	6.10	16.0	208	0.0	" " "
1225	20.85	↓	4.8	10	200	5.81	15.8	242	0.0	" " "
1230	20.85		4.7	8	170	5.81	15.8	266	0.0	" " "
1235	20.85		4.5	8	220	5.71	15.7	284	0.0	" " "
1240	20.85		4.4	7	210	5.63	15.7	298	0.0	" " "
1245	20.85		4.3	7	140	5.59	15.8	311	0.0	Slightly Cloudy
1250	20.90		4.3	6	160	5.66	15.8	322	0.0	" " "
1255	20.90		4.3	7	158	5.62	15.8	327	0.0	
1300	20.90		4.3	7	160	5.61	15.8	330	0.0	

Well parameter Stabilize
Sampling Begins

SIGNATURE(S): Wall

PAGE 2 OF 2

Tetra Tech NUS, Inc.

GROUNDWATER SAMPLE LOG SHEET

Project Site Name: Martin State Airport
Project No.: 112IC01160

[] Domestic Well Data
[X] Monitoring Well Data
[] Other Well Type:
[] QA Sample Type:

Sample ID No.: Omw-6s-082108
Sample Location: Omw-6s
Sampled By: MP
C.O.C. No.:
Type of Sample:
[] Low Concentration
[] High Concentration

SAMPLING DATA:

	Color	pH	S.C.	Temp.	Turbidity	DO	Salinity	Other
Date: 8-21-08	(Visual)	(S.U.)	~~(mS/cm)~~ mS/cm	(^{0}C)	(NTU)	(mg/l)	(%)	ORP
Time: 1133	Cloudy	6.2	0.22	15.1	160	0.00	0.1	-102
Method: Bladder Pump								

PURGE DATA:

	Volume	pH	S.C.	Temp.	Turbidity	DO	Salinity	Other
Date: 8-21-08								
Method: Bladder pump								
Monitor Reading (ppm): 0.0								
Well Casing Diameter & Material Type: 2" PVC		See Low Flow Purge Data Sheet						
Total Well Depth (TD):								
Static Water Level (WL): 18.10								
One Casing Volume(gal/L):								
Start Purge (hrs): 1042								
End Purge (hrs): 1128								
Total Purge Time (min): 46								
Total Vol. Purged (gal/L): 2.5								

SAMPLE COLLECTION INFORMATION:

Analysis	Preservative	Container Requirements	Collected
VOCs	HCl	3 - 40 ml vials	✓
TAL metals	HNO3	1 - 500 ml Poly	✓
Diss metals	HNO3	1 - 500 ml Poly	✓
1,4 Dioxane	ICE	2 - 1L Ambers	✓
Nat Organ	ICE	1 - 250 ml Poly	✓

OBSERVATIONS / NOTES:

Circle if Applicable:

MS/MSD | Duplicate ID No.:

Signature(s):

LOW FLOW PURGE DATA SHEET

PROJECT SITE NAME: Martin State Airport
PROJECT NUMBER: 412FC01660

WELL ID.: MW-6S-082108
DATE: 8-21-08

Time (Hrs.)	Water Level (Ft. below TOC)	Flow (mL/Min.)	pH (S.U.)	S. Cond. (mS/cm)	Turb. (NTU)	DO (mg/L)	Temp. (Celcius)	ORP mV	Salinity % or ppt	Comments
1042	18.10	—	—	—	—	—	—	—	—	Initial, no odor
1043	18.20	200	6.1	0.20	700	1.81	15.9	-52	0.1	Cloudy water
1048	18.20		6.0	0.20	460	0.00	15.0	-78	0.1	" " "
1053	18.20		6.0	0.20	340	0.00	14.9	-85	0.1	" " "
1058	18.20		6.1	0.20	300	0.00	14.8	-93	0.1	" " "
1103	18.20		6.2	0.20	260	0.00	15.2	-98	0.1	" " "
1108	18.20		6.2	0.21	170	0.00	15.1	-101	0.1	" " "
1113	18.20		6.2	0.22	180	0.00	15.2	-102	0.1	" " "
1118	18.20		6.2	0.21	160	0.00	15.2	-102	0.1	" " "
1123	18.20		6.2	0.22	160	0.00	15.0	-102	0.1	" " "
1128	18.20	↓	6.2	0.22	160	0.00	15.1	-102	0.1	" " "
	←		Well	Parameters Stabilized					→	
	←			Sampling Begins					→	

SIGNATURE(S): Wat a

Tetra Tech NUS, Inc.

GROUNDWATER SAMPLE LOG SHEET

Project Site Name: Martin State Airport
Project No.: 112IC01660

[] Domestic Well Data
[] Monitoring Well Data
[] Other Well Type:
[] QA Sample Type:

Sample ID No.: Dmw-GI-082008
Sample Location: Dmw GI
Sampled By: MP
C.O.C. No.:
Type of Sample:
[] Low Concentration
[] High Concentration

SAMPLING DATA:

	Color	pH	S.C.	Temp.	Turbidity	DO	Salinity	Other
Date: 8-20-08	(Visual)	(S.U.)	(mS/cm)	(^{0}C)	(NTU)	(mg/l)	(%)	ORP
Time: 1309								
Method: Bladder pump	Cloudy	3.9	0.10	14.3	>999	0.00	0.0	256

PURGE DATA:

	Volume	pH	S.C.	Temp.	Turbidity	DO	Salinity	Other
Date: 8-20-08								
Method: Bladder pump								
Monitor Reading (ppm): 0.0								
Well Casing Diameter & Material Type: 2" PVC		See Low Flow purge Data Sheet						
Total Well Depth (TD):								
Static Water Level (WL): 18.25								
One Casing Volume(gal/L):								
Start Purge (hrs): 1216								
End Purge (hrs): 1304								
Total Purge Time (min): 48								
Total Vol. Purged (gal/L): 50								

SAMPLE COLLECTION INFORMATION:

Analysis	Preservative	Container Requirements	Collected
VOCs	HCl	3 - 40 ml Vials	✓
TAL metals	HNO3	1 - 500 ml Poly	✓
Diss metals	HNO3	1 - 500 ml Poly	✓
1,4 Dioxane	ICE	2 - 1L Ambers	✓
Hex Chrom	ICE	1 - 250 ml Poly	✓

OBSERVATIONS / NOTES:

Circle if Applicable:

MS/MSD

Duplicate ID No.:

Signature(s):

LOW FLOW PURGE DATA SHEET

PROJECT SITE NAME: Martin State Airport
PROJECT NUMBER: 112IC01660

WELL ID.: DMW-GI-082003
DATE: 8-20-03

Time (Hrs.)	Water Level (Ft. below TOC)	Flow (mL/Min.)	pH (S.U.)	S. Cond. (mS/cm)	Turb. (NTU)	DO (mg/L)	Temp. (Celcius)	ORP mV	Salinity % or ppt	Comments
1216	18.25	—	—	—	—	—	—	—	—	Initial, no odor
1219	18.30	250	3.5	94	>999	8.79	16.8	399	0.0	Cloudy water
1224	18.30	250	3.7	0.11	>999	0.91	14.5	282	0.0	" " "
1229	18.30	250	3.6	0.11	>999	0.00	14.4	277	0.0	" " "
1234	18.30	250	3.7	0.11	>999	0.00	14.3	268	0.0	" " "
1239	18.30	250	3.8	0.11	>999	0.00	14.3	260	0.0	" " "
1244	18.30	250	3.9	0.10	>999	0.00	14.2	257	0.0	" " "
1249	18.30	250	3.9	0.10	>999	0.00	14.3	258	0.0	" " "
1254	18.30	250	3.9	0.10	>999	0.00	14.3	259	0.0	" " "
1259	18.30	250	3.9	0.10	>999	0.00	14.3	257	0.0	" " "
1304	18.30	250	3.9	0.10	>999	0.00	14.3	256	0.0	" " "
	←		Well parameters stabilize						→	
	←			Sampling Begins					→	

SIGNATURE(S): [signature]

Tetra Tech NUS, Inc.

GROUNDWATER SAMPLE LOG SHEET

Project Site Name: Martin State Airport
Project No.: 112IC01660

[] Domestic Well Data
[X] Monitoring Well Data
[] Other Well Type:
[] QA Sample Type:

Sample ID No.: DMW-60-082008
Sample Location: DMW 60
Sampled By: WP
C.O.C. No.:
Type of Sample:
[] Low Concentration
[] High Concentration

SAMPLING DATA:

	Color	pH	S.C.	Temp.	Turbidity	DO	Salinity	Other
Date: 8-20-08	(Visual)	(S.U.)	(mS/cm)	(^{0}C)	(NTU)	(mg/l)	(%)	
Time: 1430								
Method: Bladder pump	Cloudy	4.6	55	15.5	422	@1.76	0.2	339

PURGE DATA:

	Volume	pH	S.C.	Temp.	Turbidity	DO	Salinity	Other
Date: 8-20-08								
Method: Bladder pump								
Monitor Reading (ppm): 0.0								
Well Casing Diameter & Material Type: 2" PVC		See Low Flow purge Data Sheet						
Total Well Depth (TD):								
Static Water Level (WL): 18.30								
One Casing Volume(gal/L):								
Start Purge (hrs): 1338								
End Purge (hrs): 1425								
Total Purge Time (min): 47								
Total Vol. Purged (gal/l): 2.5								

SAMPLE COLLECTION INFORMATION:

Analysis	Preservative	Container Requirements	Collected
VOCs	HCl	3 ~ 40 ml Vials	✓
Tot metals	HNO3	1 - 500 ml Poly	✓
Diss metals	HNO3	1 - 500 ml Poly	✓
1,4 Dioxane	ICE	2 - 1L Ambers	✓
Hex Chrom	ICE	1 - 250 ml Poly	✓

OBSERVATIONS / NOTES:

Circle if Applicable:

MS/MSD	Duplicate ID No.:
✓	

Signature(s): Walter Pe

LOW FLOW PURGE DATA SHEET

PROJECT SITE NAME: Martin State Airport
PROJECT NUMBER: 112SC01660

WELL ID.: DMW-60-082008
DATE: 8-20-08

Time (Hrs.)	Water Level (Ft. below TOC)	Flow (mL/Min.)	pH (S.U.)	S. Cond. (mS/cm)	Turb. (NTU)	DO (mg/L)	Temp. (Celcius)	ORP mV	Salinity % or ppt	Comments
1338	18.30	—	—	—	—	—	—	—	—	Initial, no odor
1340	18.55	180	5.1	66	450	9.44	18.1	265	0.0	cloudy water
1345	18.50	180	4.5	62	770	1.66	15.8	288	0.0	" " "
1350	18.50	180	4.5	64	560	1.93	15.7	304	0.0	" " "
1355	18.50	180	4.6	64	530	1.88	15.5	311	0.0	" " "
1400	18.50	180	4.6	54	490	1.83	15.5	317	0.0	" " "
1405	18.50	180	4.6	54	510	1.95	15.6	325	0.0	" " "
1410	18.50	180	4.6	55	450	1.81	15.6	331	0.0	" " "
1415	18.50	180	4.6	55	420	1.80	15.5	336	0.0	" " "
1420	18.50	180	4.6	55	420	1.80	15.4	339	0.0	" " "
1425	18.50	180	4.6	55	422	1.76	15.5	339	0.0	" " "
	well			parameters		Stabilize				
				Sampling	Begins					

SIGNATURE(S): Walker

Tetra Tech NUS, Inc.

GROUNDWATER SAMPLE LOG SHEET

Project Site Name: Martin State Airport
Project No.: 112SC01666

[] Domestic Well Data
[X] Monitoring Well Data
[] Other Well Type:
[] QA Sample Type:

Sample ID No.: DMW-7E-082808
Sample Location: DMW-7E
Sampled By: LP
C.O.C. No.:
Type of Sample:
[] Low Concentration
[] High Concentration

SAMPLING DATA:

Date: 8-28-08	Color	pH	S.C.	Temp.	Turbidity	DO	Salinity	Other
Time: 1152	(Visual)	(S.U.)	(mS/cm)	(^{0}C)	(NTU)	(mg/l)	(%)	ORP
Method: Bladder pump	Clear	4.0	0.17	14.6	5.1	0.06	0.1	244

PURGE DATA:

Date: 8-28-08	Volume	pH	S.C.	Temp.	Turbidity	DO	Salinity	Other
Method: Bladder pump								
Monitor Reading (ppm): 0.0								
Well Casing Diameter & Material								
Type: 2" PVC			See	Low	Flow	Purge		
Total Well Depth (TD):								
Static Water Level (WL): 20.85			Data	Sheet				
One Casing Volume(gal/L):								
Start Purge (hrs): 1101								
End Purge (hrs): 1147								
Total Purge Time (min): 46								
Total Vol. Purged (gal/L): 5.0								

SAMPLE COLLECTION INFORMATION:

Analysis	Preservative	Container Requirements	Collected
VOCs	HCl	3 - 40 ml Vials	✓
TAL metals	HNO3	1 - 500 ml Poly	✓
Diss metals	HNO3	1 - 500 ml Poly	✓
1,4 Dioxane	ICE	2 - 1L Ambers	✓
Hex Chrom	ICE	1 - 250 ml Poly	✓
Alk & Alkalinity	ICE	1 - 500 ml Poly	✓
COD	H2SO4	1 - 250 ml Ambers	✓
TOC	H2SO4	3 - 40 ml Vials	✓

OBSERVATIONS / NOTES:

Circle if Applicable:

MS/MSD

Duplicate ID No.:

Signature(s):

LOW FLOW PURGE DATA SHEET

PROJECT SITE NAME: Martin State Airport
PROJECT NUMBER: 112IC01666

WELL ID.: DMW-7I-082808
DATE: 8-28-08

Time (Hrs.)	Water Level (Ft. below TOC)	Flow (mL/Min.)	pH (S.U.)	S. Cond. (mS/cm)	Turb. (NTU)	DO (mg/L)	Temp. (Celcius)	ORP mV	Salinity % or ppt	Comments
1101	20.85	—	—	—	—	—	—	—	—	Initial reading
1102	20.90	380	3.2	0.22	5.1	8.32	15.3	271	0.1	Clear water
1107	20.90	180	4.0	0.17	5.1	0.00	14.6	221	0.1	" " "
1112	20.90	180	4.0	0.17	5.2	0.00	14.6	234	0.1	" " "
1117	20.90	180	4.0	0.17	5.1	0.00	14.5	240	0.1	" " "
1122	20.90	180	4.0	0.17	5.2	0.00	14.5	242	0.1	" " "
1127	20.90	180	4.0	0.17	5.1	0.00	14.5	242	0.1	" " "
1132	20.90	180	4.0	0.17	5.1	0.00	14.5	242	0.1	" " "
1137	20.90	180	4.0	0.17	5.1	0.00	14.6	242	0.1	" " "
1142	20.90	180	4.0	0.17	5.1	0.00	14.6	243	0.1	" " "
1147	20.90	180	4.0	0.17	5.1	0.00	14.6	244	0.1	" " "
				Well parameters stabilized						
				Sampling Begins						

SIGNATURE(S): [signature]

Tetra Tech NUS, Inc.

GROUNDWATER SAMPLE LOG SHEET

Project Site Name: Marion State Airport
Project No.: 112IC01660

[] Domestic Well Data
[X] Monitoring Well Data
[] Other Well Type:
[] QA Sample Type:

Sample ID No.: DMW-70-082808
Sample Location: DMW 70
Sampled By: MP
C.O.C. No.:
Type of Sample:
[] Low Concentration
[] High Concentration

SAMPLING DATA:

Date: 8-28-08	Color	pH	S.C. (mS/cm)	Temp. (°C)	Turbidity (NTU)	DO (mg/l)	Salinity (%)	Other
Time: 1037	(Visual)	(S.U.)						ORP
Method: Bladder pump	Clear	4.8	13	14.2	5.2	0.00	0.0	209

PURGE DATA:

Date: 8-28-08	Volume	pH	S.C.	Temp.	Turbidity	DO	Salinity	Other
Method: Bladder pump								
Monitor Reading (ppm): 0.0								
Well Casing Diameter & Material Type: 2" PVC			See Low Flow Purge Data sheet					
Total Well Depth (TD):								
Static Water Level (WL): 20.70								
One Casing Volume(gal/L):								
Start Purge (hrs): 0946								
End Purge (hrs): 1032								
Total Purge Time (min): 46								
Total Vol. Purged (gal/L): 5.0								

SAMPLE COLLECTION INFORMATION:

Analysis	Preservative	Container Requirements	Collected
VOCs	HCl	3 - 40 ml Vials	✓
TAL metals	HNO3	1 - 500 ml Poly	✓
Diss metals	HNO3	1 - 500 ml Poly	✓
1,4 Dioxane	Ice	2 - 1L Ambers	✓
Hex Chromium	Ice	1 - 250 ml Poly	✓

OBSERVATIONS / NOTES:

Circle if Applicable:

MS/MSD

Duplicate ID No.:

Signature(s):

LOW FLOW PURGE DATA SHEET

PROJECT SITE NAME: Martin State Airport
PROJECT NUMBER: 112EC01660
WELL ID.: DMW-70-082808
DATE: 8-28-08

Time (Hrs.)	Water Level (Ft. below TOC)	Flow (mL/Min.)	pH (S.U.)	S. Cond. ~~(mS/cm)~~ mS/m	Turb. (NTU)	DO (mg/L)	Temp. (Celcius)	ORP mV	Salinity % or ppt	Comments
0946	20.70	—	—	—	—	—	—	—	—	Initial, no odor
0947	20.90	350	7.5	12	5.2	7.37	15.4	207	0.0	Clear water
0952	20.80	260	5.0	12	130	0.84	14.5	211	0.0	Slightly cloudy w/ small particles
0957	20.80	260	4.5	12	6.0	0.00	14.3	201	0.0	Clear water w/ small particles
1002	20.80	260	4.5	12	5.4	0.00	14.3	207	0.0	" " "
1007	20.80	260	4.6	13	5.4	0.00	14.2	209	0.0	" " "
1012	20.80	260	4.7	13	5.3	0.00	14.2	206	0.0	" " "
1017	20.80	260	4.8	14	5.3	0.00	14.2	206	0.0	" " "
1022	20.80	260	4.8	~~13~~ 14	5.3	0.00	14.2	206	0.0	" " "
1027	20.80	260	4.8	13	5.2	0.00	14.2	207	0.0	" " "
1032	20.80	260	4.8	13	5.2	0.00	14.2	209	0.0	
			Well	Parameters		Stabilize				
				Sampling	Begins					

SIGNATURE(S): [signature]

Tetra Tech NUS, Inc.

GROUNDWATER SAMPLE LOG SHEET

Project Site Name: Martin State Airport
Project No.: 112IC01660

[] Domestic Well Data
[X] Monitoring Well Data
[] Other Well Type:
[] QA Sample Type:

Sample ID No.: DMW-8S-081408
Sample Location: DMW 8S
Sampled By: [illegible]
C.O.C. No.:
Type of Sample:
[] Low Concentration
[] High Concentration

SAMPLING DATA:

	Color (Visual)	pH (S.U.)	S.C. (mS/cm)	Temp. (^{0}C)	Turbidity (NTU)	DO (mg/l)	Salinity (%)	Other
Date: 8-14-08								
Time: 1425								ORP
Method: Bladder pump	Clear	5.5	0.16	16.5	6.7	0.00	0.1	67

PURGE DATA:

	Volume	pH	S.C.	Temp.	Turbidity	DO	Salinity	Other
Date: 8-14-08								
Method: Bladder pump								
Monitor Reading (ppm): 0.0								
Well Casing Diameter & Material		See	Low	Flow	purge			
Type: 2" PVC								
Total Well Depth (TD):			Data	Sheet				
Static Water Level (WL): 14.40								
One Casing Volume(gal/L):								
Start Purge (hrs): 1334								
End Purge (hrs): 1420								
Total Purge Time (min): 46								
Total Vol. Purged (gal/L): 5.0								

SAMPLE COLLECTION INFORMATION:

Analysis	Preservative	Container Requirements	Collected
VOCs	HCl	3 - 40 ml Vials	✓
TAL metals	HNO3	1 - 500 ml Poly	✓
Diss metals	HNO3	1 - 500 ml Poly	✓
1,4 Dioxane	ICE	2 - 1L Ambers	✓
Hex Chrom	ICE	1 - 250 ml Poly	✓

OBSERVATIONS / NOTES:

Circle if Applicable:

MS/MSD	Duplicate ID No.:
—	—

Signature(s): [illegible]

LOW FLOW PURGE DATA SHEET

PROJECT SITE NAME: Martin State Airport
PROJECT NUMBER: 112EC01660

WELL ID.: DMW-8S-081405
DATE: 8-14-08

Time (Hrs.)	Water Level (Ft. below TOC)	Flow (mL/Min.)	pH (S.U.)	S. Cond. ~~(mS/cm)~~ S/m	Turb. (NTU)	DO (mg/L)	Temp. (Celcius)	ORP mV	Salinity % or ppt	Comments
1334	14.40	—	—	—	—	—	—	—	—	Initial water
1335	14.90	300	5.4	0.16	>999	2.61	14.3	148	0.1	Brown water
1340	Below Bladder	250	5.2	0.16	210	0.00	14.9	135	0.1	Cloudy water
1345	"	250	5.4	0.16	50	0.00	14.7	102	0.1	Slightly Cloudy
1350	"	250	5.4	0.16	40	0.00	14.6	88	0.1	" " "
1355		250	5.4	0.16	29	0.00	15.8	83	0.1	" " "
1400		250	5.4	0.16	15	0.00	16.1	78	0.1	" " "
1405		250	5.5	0.16	8.9	0.00	16.3	74	0.1	Clear water
1410		250	5.5	0.16	7.3	0.00	16.4	71	0.1	" " "
1415		250	5.5	0.16	7.0	0.00	16.5	69	0.1	" " "
1420		250	5.5	0.16	6.7	0.00	16.5	67	0.1	" " "
			Well Parameters Stabilized							
			Sampling Begins							

SIGNATURE(S): Nat

Tetra Tech NUS, Inc.

GROUNDWATER SAMPLE LOG SHEET

Project Site Name: Meard. w State Airport
Project No.: 112IC01666

Sample ID No.: DMW-8I-081402
Sample Location: DMW 8I
Sampled By: MP
C.O.C. No.:

[] Domestic Well Data
[X] Monitoring Well Data
[] Other Well Type:
[] QA Sample Type:

Type of Sample:
[] Low Concentration
[] High Concentration

SAMPLING DATA:

Date: 8-14-06	Color	pH	S.C.	Temp.	Turbidity	DO	Salinity	Other
Time: 1157	(Visual)	(S.U.)	(mS/cm)	(°C)	(NTU)	(mg/l)	(%)	ORP
Method: Bladder pump	Cloudy	4.0	0.16	14.4	550	0.00	0.1	286

PURGE DATA:

Date: 8-14-06	Volume	pH	S.C.	Temp.	Turbidity	DO	Salinity	Other
Method: Bladder pump								
Monitor Reading (ppm): 0.0								
Well Casing Diameter & Material		See Low Flow purge						
Type: 2" PVC								
Total Well Depth (TD):			Data Sheet					
Static Water Level (WL): 15.00								
One Casing Volume(gal/L):								
Start Purge (hrs): 1106								
End Purge (hrs): 1152								
Total Purge Time (min): 46								
Total Vol. Purged (gal/l): 5.0								

SAMPLE COLLECTION INFORMATION:

Analysis	Preservative	Container Requirements	Collected
VOC	HCl	3 - 40 ml Vials	✓
TAL metals	HNO3	1 - 500 ml Poly	✓
Diss metals	HNO3	1 - 500 ml Poly	✓
1,4 Dioxane	ICE	2 - 1L Amber	✓
Hex chrom	ICE	1 - 250 ml Poly	✓

OBSERVATIONS / NOTES:

Circle if Applicable:

MS/MSD

Duplicate ID No.:

Signature(s):

LOW FLOW PURGE DATA SHEET

PROJECT SITE NAME: Martin State Airport
PROJECT NUMBER: 112IC01660
WELL ID.: DMW-8I-081408
DATE: 8-14-08

Time (Hrs.)	Water Level (Ft. below TOC)	Flow (mL/Min.)	pH (S.U.)	S. Cond. mS/m ~~(mS/cm)~~	Turb. (NTU)	DO (mg/L)	Temp. (Celcius)	ORP mV	Salinity % or ppt	Comments
1106	15.00	—	—	—	—	—	—	—	—	Initial, no odor
1107	15.05	250	4.3	87	85	6.66	15.9	357	0.0	Slightly Cloudy
1112	15.00	250	3.8	0.15	850	0.40	14.7	287	0.1	Cloudy water
1117	15.00	250	3.8	0.16	950	0.00	14.5	287	0.1	" " "
1122	15.00	250	3.9	0.16	800	0.00	14.4	286	0.1	" " "
1127	15.00	250	3.9	0.16	650	0.00	14.4	284	0.1	" " "
1132	15.00	250	3.9	0.16	600	0.00	14.4	282	0.1	" " "
1137	15.00	250	3.9	0.16	550	0.00	14.4	281	0.1	" " "
1142	15.00	250	4.0	0.16	550	0.00	14.4	288	0.1	" " "
1147	15.00	250	4.0	0.16	550	0.00	14.4	288	0.1	" " "
1152	15.00	250	4.0	0.16	550	0.00	14.4	286	0.1	
			Well Parameters Stabilized							
				Sampling Begins						

SIGNATURE(S): Nac

Tetra Tech NUS, Inc.

GROUNDWATER SAMPLE LOG SHEET

Project Site Name: Martin State Airport
Project No.: 112IC01660

Sample ID No.: MW-ED-081408
Sample Location: MW 8D
Sampled By: MP
C.O.C. No.:

[] Domestic Well Data
[X] Monitoring Well Data
[] Other Well Type:
[] QA Sample Type:

Type of Sample:
[] Low Concentration
[] High Concentration

SAMPLING DATA:

	Color	pH	S.C.	Temp.	Turbidity	DO	Salinity	Other
Date: 8-14-08	(Visual)	(S.U.)	(mS/cm)	(^{0}C)	(NTU)	(mg/l)	(%)	
Time: 1047								
Method: Bladder pump	Clear	~~5.3~~ 4.3	53	14.3	0.00	0.00	0.0	321

PURGE DATA:

	Volume	pH	S.C.	Temp.	Turbidity	DO	Salinity	Other
Date: 8-14-08								
Method: Bladder pump								
Monitor Reading (ppm): 0.0								
Well Casing Diameter & Material Type: 2" PVC			Steel	Low	Flow	pump		
Total Well Depth (TD):								
Static Water Level (WL): 14.90			Data	Sheet				
One Casing Volume(gal/L):								
Start Purge (hrs): 0955								
End Purge (hrs): 1042								
Total Purge Time (min): 47								
Total Vol. Purged (gal/L): 5.0								

SAMPLE COLLECTION INFORMATION:

Analysis	Preservative	Container Requirements	Collected
VOCs	HCl	3 - 40 ml Vials	✓
TAL metals	HNO3	1 - 500 ml Poly	✓
Diss metals	HNO3	1 - 500 ml Poly	✓
1,4 Dioxane	ICE	2 - 1L Ambers	✓
Hex Chromium	ICE	1 - 250 ml Poly	✓

OBSERVATIONS / NOTES:

Circle if Applicable:

MS/MSD

Duplicate ID No.:

Signature(s):

LOW FLOW PURGE DATA SHEET

PROJECT SITE NAME: Martin State Airport
PROJECT NUMBER: 11221016GO

WELL ID.: MW-80-081408
DATE: 8-14-08

Time (Hrs.)	Water Level (Ft. below TOC)	Flow (mL/Min.)	pH (S.U.)	S. Cond. ~~(mS/cm)~~ µS/cm	Turb. (NTU)	DO (mg/L)	Temp. (Celcius)	ORP mV	Salinity % or ppt	Comments
0955	14.50	—	—	—	—	—	—	—	—	Initial, no odor
0957	15.00	250	4.3	42	0.80	7.74	17.0	360	0.0	Clear water
1002	15.00	250	4.2	50	2.50	0.39	14.7	285	0.0	" " "
1007	15.00	250	4.3	52	2.6	0.00	14.5	310	0.0	" " "
1012	15.00	250	4.3	50	0.00	0.00	14.4	305	0.0	" " "
1017	15.00	250	4.3	50	0.00	0.00	14.3	306	0.0	" " "
1022	15.00	250	4.3	50	0.00	0.00	14.4	306	0.0	" " "
1027	15.00	250	4.3	50	0.00	0.00	14.3	305	0.0	" " "
1032	15.00	250	4.3	51	0.00	0.00	14.3	304	0.0	" " "
1037	15.00	250	4.3	52	0.00	0.00	14.2	302	0.0	" " "
1042	15.00	250	4.3	53	0.00	0.00	14.3	301	0.0	" " "
	← Well parameters stabilized →									
	← Sampling Begins →									

SIGNATURE(S): Wall

Tetra Tech NUS, Inc.

GROUNDWATER SAMPLE LOG SHEET

Project Site Name: Martin State Airport
Project No.: 112IC01166

Sample ID No.: DMW-9S-082208
Sample Location: DMW-9S
Sampled By: MP
C.O.C. No.:

[] Domestic Well Data
[X] Monitoring Well Data
[] Other Well Type:
[] QA Sample Type:

Type of Sample:
[] Low Concentration
[] High Concentration

SAMPLING DATA:

Date: 8-22-08	Color	pH	S.C.	Temp.	Turbidity	DO	Salinity	Other
Time: 1525	(Visual)	(S.U.)	(mS/cm)	(^{0}C)	(NTU)	(mg/l)	(%)	ORP
Method: Bladder pump	Slightly	6.4	0.18	16.2	120	0.82	0.1	-117

PURGE DATA:

Date: 8-22-08	Volume	pH	S.C.	Temp.	Turbidity	DO	Salinity	Other
Method: Bladder Pump								
Monitor Reading (ppm): 0.0								
Well Casing Diameter & Material Type: 2" PVC		See	Low	Flow	Purge			
Total Well Depth (TD):			Data	Sheet				
Static Water Level (WL): 9.20								
One Casing Volume(gal/L):								
Start Purge (hrs): 1432								
End Purge (hrs): 1520								
Total Purge Time (min): 48								
Total Vol. Purged (gal/L): 2.5								

SAMPLE COLLECTION INFORMATION:

Analysis	Preservative	Container Requirements	Collected
VOCs	HCl	3-40 ml Vials	✓
TAL metals	HNO3	1-500 ml Poly	✓
Diss metals	HNO3	1-500 ml Poly	✓
1,4 Dioxane	ICE	2-1L Ambers	✓
Hex Chrom	ICE	1-250 ml Poly	✓
Pet, Alkalinity	ICE	1-500 ml Poly	✓
COD	H2SO4	1-250 ml Ambers	✓
TOC	H2SO4	3-40 ml Vials	✓

OBSERVATIONS / NOTES:

Circle if Applicable:

MS/MSD

Duplicate ID No.:

Signature(s):

LOW FLOW PURGE DATA SHEET

PROJECT SITE NAME: Martin State Airport
PROJECT NUMBER: 112800660

WELL ID.: DMW-9S-092208
DATE: 9-22-08

Time (Hrs.)	Water Level (Ft. below TOC)	Flow (mL/Min.)	pH (S.U.)	S. Cond. S/M ~~(mS/cm)~~	Turb. (NTU)	DO (mg/L)	Temp. (Celcius)	ORP mV	Salinity % or ppt	Comments
1432	9.70	—	—	—	—	—	—	—	—	Initial, no odor
1435	9.75	250	6.1	0.17	280	0.00	15.6	-71	0.1	Cloudy water
1440	9.75	250	6.2	0.16	250	0.00	16.3	-82	0.1	
1445	9.75	250	6.1	0.17	210	0.00	16.6	-85	0.1	
1450	9.75	250	6.2	0.17	200	0.21	16.3	-92	0.1	
1455	9.75	250	6.3	0.17	170	0.43	16.3	-101	0.1	
1500	9.75	250	6.3	0.17	140	0.56	16.2	-107	0.1	
1505	9.75	250	6.4	0.18	130	0.67	16.3	-111	0.1	
1510	9.75	250	6.4	0.18	120	0.75	16.3	-114	0.1	
1515	9.75	250	6.4	0.18	120	0.81	16.3	-116	0.1	
1520	9.75	250	6.4	0.18	120	0.92	16.2	-117	0.1	
			Well Parameters Stabilized			Sampling Begins				

SIGNATURE(S): Walter

Tetra Tech NUS, Inc.

GROUNDWATER SAMPLE LOG SHEET

Project Site Name: Martin St. Airport
Project No.: 112IC01660

Sample ID No.: MW-9E-082205
Sample Location: MW 9E
Sampled By: MP
C.O.C. No.:

[] Domestic Well Data
[] Monitoring Well Data
[] Other Well Type:
[] QA Sample Type:

Type of Sample:
[] Low Concentration
[] High Concentration

SAMPLING DATA:

	Color	pH	S.C.	Temp.	Turbidity	DO	Salinity	Other
Date: 8-22-05	(Visual)	(S.U.)	(mS/cm)	(^{0}C)	(NTU)	(mg/l)	(%)	ORP
Time: 1115								
Method: Bladder pump	Cloudy	5.8	0.12	15.7	>999	0.00	0.1	42

PURGE DATA:

	Volume	pH	S.C.	Temp.	Turbidity	DO	Salinity	Other
Date: 8-22-05								
Method: Bladder pump								
Monitor Reading (ppm): 0.0								
Well Casing Diameter & Material								
Type: 2" PVC		See	Low	Flow	Purge			
Total Well Depth (TD):								
Static Water Level (WL): 9.75			Data	Sheet				
One Casing Volume(gal/L):								
Start Purge (hrs): 1024								
End Purge (hrs): 1110								
Total Purge Time (min): 46								
Total Vol. Purged (gal/L): 4.5								

SAMPLE COLLECTION INFORMATION:

Analysis	Preservative	Container Requirements	Collected
VOCs	HCl	3 - 40 ml Vials	
TAL metals	HNO_3	1 - 500 ml Poly	
Diss metals	HNO_3	1 - 500 ml Poly	
1,4 Dioxane	ICE	2 - 1L Ambers	
Hex Chrom	ICE	1 - 250 ml Poly	
PH, Alkalinity	ICE	1 - 500 ml Poly	
TOC	H_2SO_4	3 - ~~250 ml Amber~~ 40 ml Vials	
COD	H_2SO_4	1 - 250 ml Amber	

OBSERVATIONS / NOTES:

Circle if Applicable:

MS/MSD	Duplicate ID No.:
—	

Signature(s):

Walt Gs

LOW FLOW PURGE DATA SHEET

PROJECT SITE NAME: Martin State Airport
PROJECT NUMBER: 112IC01660

WELL ID.: DMW-9I-082208
DATE: 8-22-08

Time (Hrs.)	Water Level (Ft. below TOC)	Flow (mL/Min.)	pH (S.U.)	S. Cond. (mS/cm)	Turb. (NTU)	DO (mg/L)	Temp. (Celcius)	ORP mV	Salinity % or ppt	Comments
1024 ~~1019~~	9.75	—	—	—	—	—	—	—	—	Initial, no odor
1025	10.05	300	5.8	0.13	>999	0.36	15.3	87	0.1	Cloudy water
1030	10.10	250	5.7	0.12	>999	0.00	14.7	74	0.1	" " "
1035	10.10		5.6	0.12	>999	0.00	14.6	71	0.1	" " "
1040	9.95		5.7	0.12	>999	0.00	15.6	63	0.1	" " "
1045	9.95		5.7	0.12	>999	0.00	15.7	54	0.1	" " "
1050	9.95		5.8	0.12	>999	0.00	15.8	49	0.1	" " "
1055	9.95		5.8	0.12	>999	0.00	15.8	46	0.1	" " "
1100	9.95		5.8	0.12	>999	0.00	15.8	44	0.1	" " "
1105	9.95		5.8	0.12	>999	0.00	15.8	42	0.1	" " "
1110	9.95		5.8	0.12	>999	0.00	15.7	42	0.1	
			Well Parameter Stabilize							
			Sampling Begins							

SIGNATURE(S): [signature]

Tetra Tech NUS, Inc.

GROUNDWATER SAMPLE LOG SHEET

Project Site Name: Martin State Airport
Project No.: 112EC01660

[] Domestic Well Data
[X] Monitoring Well Data
[] Other Well Type:
[] QA Sample Type:

Sample ID No.: MW-90-082208
Sample Location: MW90
Sampled By: MP
C.O.C. No.:
Type of Sample:
[] Low Concentration
[] High Concentration

SAMPLING DATA:

Date: 8-22-08	Color	pH	S.C.	Temp.	Turbidity	DO	Salinity	Other
Time: 1235	(Visual)	(S.U.)	(mS/cm)	(^{0}C)	(NTU)	(mg/l)	(%)	ORP
Method: Bladder Pump	Slight	4.8	47	15.4	130	0.46	0.0	115

PURGE DATA:

Date: 8-22-08	Volume	pH	S.C.	Temp.	Turbidity	DO	Salinity	Other
Method: Bladder Pump								
Monitor Reading (ppm): 0.0								
Well Casing Diameter & Material								
Type: 2" PVC		See	Low	Flow	Purge			
Total Well Depth (TD):								
Static Water Level (WL): 9.95			Data	Sheet				
One Casing Volume(gal/L):								
Start Purge (hrs): 1142								
End Purge (hrs): 1230								
Total Purge Time (min): 48								
Total Vol. Purged (gal/L): 4.0								

SAMPLE COLLECTION INFORMATION:

Analysis	Preservative	Container Requirements	Collected
VOCs	HCl	3 - 40 ml Vials	✓
TAL metals	HNO3	1 - 500 ml Poly	✓
Diss metals	HNO3	1 - 500 ml Poly	✓
1,4 Dioxane	ICE	2 - 1L Ambers	✓
Hex Chrom	ICE	1 - 250 ml Poly	✓
pH, Alkalinity	ICE	1 - 500 ml Poly	✓
COD	H2SO4	1 - 250 ml Amber	✓
TOC	H2SO4	3 - 40 ml Vials	✓

OBSERVATIONS / NOTES:

Circle if Applicable:

MS/MSD	Duplicate ID No.:
—	—

Signature(s):

Walt

LOW FLOW PURGE DATA SHEET

PROJECT SITE NAME: Martin State Airport
PROJECT NUMBER: 112IE01660

WELL ID.: DMW-90-082208
DATE: 8-22-08

Time (Hrs.)	Water Level (Ft. below TOC)	Flow (mL/Min.)	pH (S.U.)	S. Cond. (mS/cm)	Turb. (NTU)	DO (mg/L)	Temp. (Celcius)	ORP mV	Salinity % or ppt	Comments
1142	9.95	—	—	—	—	—	—	—	—	Initial, no odor
1145	10.00		3.5	55	400	6.51	18.8	325	0.0	Cloudy water
1150	10.00		3.8	50	390	3.53	16.7	288	0.0	" " "
1155	10.00		4.6	44	290	0.45	15.6	157	0.0	" " "
1200	10.00		4.6	45	220	0.00	15.5	138	0.0	" " "
1205	10.00		4.7	45	170	0.00	15.5	127	0.0	" " "
1210	10.00		4.8	46	140	0.00	15.4	124	0.0	" " "
1215	10.00		4.8	46	140	0.00	15.4	121	0.0	" " "
1220	10.00		4.8	47	130	0.00	15.6	119	0.0	" " "
1225	10.00		4.8	46	130	0.00	15.4	119	0.0	" " "
1230	10.00		4.8	47	130	0.00	15.4	119	0.0	" " "
				Well Parameters Stabilized						
				Sampling Begins						

SIGNATURE(S): Wade

Tetra Tech NUS, Inc.

GROUNDWATER SAMPLE LOG SHEET

Project Site Name: MSA
Project No.:

[] Domestic Well Data
[X] Monitoring Well Data
[] Other Well Type:
[] QA Sample Type:

Sample ID No.: MSA-DMW105-080808
Sample Location: ~~8/8/08~~ Gate 14
Sampled By: DLM
C.O.C. No.:
Type of Sample:
[] Low Concentration
[] High Concentration

SAMPLING DATA:

Date: 8/8/08	Color	pH	S.C.	Temp.	Turbidity	DO	Salinity	Other
Time: 1400	(Visual)	(S.U.)	(mS/cm)	(^{0}C)	(NTU)	(mg/l)	(%)	ORP
Method: Low Flow Pump		6.94	0.238	16.5	3.6	8.57	0.1	-11

PURGE DATA:

Date: 8/8/08	Volume	pH	S.C.	Temp.	Turbidity	DO	Salinity	Other
Method: Low Flow Pump								
Monitor Reading (ppm): N/A								
Well Casing Diameter & Material								
Type: 2" PVC								
Total Well Depth (TD): 13'								
Static Water Level (WL): 7.88'								
One Casing Volume(gal/L): 0.87								max = 2.6 gal
Start Purge (hrs): 1311								
End Purge (hrs): 1422								
Total Purge Time (min): 71 min								
Total Vol. Purged (gal/L): 2.4 gal								

SAMPLE COLLECTION INFORMATION:

Analysis	Preservative	Container Requirements	Collected
VOCs	HCl	3-40mL vials	8/8/08
Total Metals	HNO_3	1-500mL plastic bottle	8/8/08
Dissolved Metals	HNO_3	1-500mL plastic bottle	8/8/08
1,4-Dioxane	—	2-3 4oz amber glass bottles	8/8/08
Hex. Chrom	—		8/8/08

OBSERVATIONS / NOTES:

Circle if Applicable:

MS/MSD	Duplicate ID No.:

Signature(s):

LOW FLOW PURGE DATA SHEET

PROJECT SITE NAME: MSA
PROJECT NUMBER:

WELL ID.: MSA-DMW102-080808
DATE: 8/8/08

Time (Hrs.)	Water Level (Ft. below TOC)	Flow (mL/Min.)	pH (S.U.)	S. Cond. (mS/cm)	Turb. (NTU)	DO (mg/L)	Temp. (Celcius)	ORP mV	Salinity % or ppt	Comments
1311	7.88'	—	—	—	—	—	—	—	—	Static WL; Start
1315	7.88'	180	6.35	38.6	45	9.19	18.2	-58	0.0	
1320	7.90	180	6.66	0.207	45	7.71	17.6	-95	0.1	
1325	7.90'	180	6.85	0.233	18	6.76	17.2	-105	0.1	
1330	7.90'	180	6.94	0.237	11	6.48	16.9	-110	0.1	
1335	7.90'	180	6.95	0.238	7.5	7.25	16.8	-110	0.1	
1340	7.90	180	6.95	0.239	6.5	8.37	16.8	-111	0.1	
1345	7.90	180	6.95	0.239	4.7	9.05	16.6	-111	0.1	
1350	7.90	180	6.95	0.238	4.6	9.06	16.6	-111	0.1	
1355	7.90	180	6.94	0.238	3.5	8.77	16.6	-111	0.1	
1400	7.90	180	6.94	0.238	3.6	8.57	16.5	-111	0.1	Sample
1422	7.90	—	—	—	—	—	—	—	—	Final WL; End Purge

SIGNATURE(S): Daniel J. Martinez

Tetra Tech NUS, Inc.

GROUNDWATER SAMPLE LOG SHEET

Project Site Name: Martin State Airport
Project No.: 112ZC01660

[] Domestic Well Data
[X] Monitoring Well Data
[] Other Well Type:
[] QA Sample Type:

Sample ID No.: DMW-10I-081508
Sample Location: DMW-10I
Sampled By: WP
C.O.C. No.:
Type of Sample:
[] Low Concentration
[] High Concentration

SAMPLING DATA:

	Color (Visual)	pH (S.U.)	S.C. (mS/cm)	Temp. (^{0}C)	Turbidity (NTU)	DO (mg/l)	Salinity (%)	Other
Date: 8-15-08								
Time: 1502								
Method: Bladder pump								

PURGE DATA:

	Volume	pH	S.C.	Temp.	Turbidity	DO	Salinity	Other
Date: 8-15-08								
Method: Bladder pump								
Monitor Reading (ppm): 0.0								
Well Casing Diameter & Material		See	Low	Flow	Purge			
Type: 2" PVC								
Total Well Depth (TD):			Data	sheet				
Static Water Level (WL): 8.20								
One Casing Volume(gal/L):								
Start Purge (hrs): 1411								
End Purge (hrs): 1457								
Total Purge Time (min): 46								
Total Vol. Purged (gal/L): 7.0								

SAMPLE COLLECTION INFORMATION:

Analysis	Preservative	Container Requirements	Collected
VOCs	HCl	3 - 40 ml Vials	✓
TAL metals	HNO3	1 - 500 ml Poly	✓
Diss metals	HNO3	1 - 500 ml Poly	✓
1,4 Dioxane	ICE	2 - 1L Ambers	✓
Hex chrom	ICE	1 - 250 ml Poly	✓

OBSERVATIONS / NOTES:

Circle if Applicable:

MS/MSD

Duplicate ID No.:

Signature(s): [signature]

LOW FLOW PURGE DATA SHEET

PROJECT SITE NAME: Martin State Airport
PROJECT NUMBER: 112EC01660
WELL ID.: DMW-105-081508
DATE: 8-15-08

Time (Hrs.)	Water Level (Ft. below TOC)	Flow (mL/Min.)	pH (S.U.)	S. Cond. ms/m (mS/cm)	Turb. (NTU)	DO (mg/L)	Temp. (Celcius)	ORP mV	Salinity % or ppt	Comments
1411	8.20	—	—	—	—	—	—	—	—	Initial no odor
1412	9.20	500	5.3	13	140	1.58	15.6	173	0.0	Slightly cloudy
1417	9.10	200	4.4	14	16	0.00	15.0	243	0.0	" " "
1422	9.00	200	4.3	15	25	0.00	15.0	272	0.0	" " "
1427	9.00	200	4.3	15	22	0.00	14.9	289	0.0	" " "
1432	9.00	200	4.4	15	13	0.00	14.8	295	0.0	" " "
1437	9.00	200	4.5	15	6.5	0.00	14.7	296	0.0	Clear water
1442	9.00	200	4.6	15	3.6	0.00	14.7	298	0.0	" " "
1447	9.00	200	4.7	15	2.0	0.00	14.6	300	0.0	" " "
1452	9.00	200	4.7	15	1.9	0.00	14.6	302	0.0	" " "
1457	9.00	200	4.7	15	1.8	0.00	14.6	304	0.0	" " "
			Well parameters stabilized							
			Sampling Begins							

SIGNATURE(S): WAD

Tetra Tech NUS, Inc.

GROUNDWATER SAMPLE LOG SHEET

Project Site Name: Master Stick Airport
Project No.: 112IC01660

Sample ID No.: DMW11S-080108
Sample Location: DMW11S
Sampled By: MP
C.O.C. No.:

[] Domestic Well Data
[X] Monitoring Well Data
[] Other Well Type:
[] QA Sample Type:

Type of Sample:
[] Low Concentration
[] High Concentration

SAMPLING DATA:

Date: 8-11-08	Color	pH	S.C.	Temp.	Turbidity	DO	Salinity	Other
Time: 1206	(Visual)	(S.U.)	(mS/cm)	(^{0}C)	(NTU)	(mg/l)	(%)	ORP
Method: Bladder pump	Clean	5.8	99	15.3	8.1	0.00	0.0	20

PURGE DATA:

Date: 8-11-08	Volume	pH	S.C.	Temp.	Turbidity	DO	Salinity	Other
Method: Bladder pump								
Monitor Reading (ppm): 0.0								
Well Casing Diameter & Material								
Type: 2" PVC		SEE Low Flow Purge						
Total Well Depth (TD):								
Static Water Level (WL): 4.35		Data	Sheet					
One Casing Volume(gal/L):								
Start Purge (hrs): 1105								
End Purge (hrs): 1201								
Total Purge Time (min): 56								
Total Vol. Purged (gal/L): 4.0								

SAMPLE COLLECTION INFORMATION:

Analysis	Preservative	Container Requirements	Collected
VOCs	HCl	3 - 40 ml Vials	✓
TAL metals	HNO3	1 - 500 ml Poly	✓
Diss metals	HNO3	1 - 500 ml Poly	✓
1,4 Dioxane	ICE	2 - 1L Amber	✓
Hex Chrom	ICE	1 - 250 ml Poly	✓

OBSERVATIONS / NOTES:

Circle if Applicable:

MS/MSD

Duplicate ID No.:

Signature(s):

LOW FLOW PURGE DATA SHEET

PROJECT SITE NAME: Mather State Airport
PROJECT NUMBER: 112IC01LC0

WELL ID.: Dmw-11
DATE: 8-11-08

Time (Hrs.)	Water Level (Ft. below TOC)	Flow (mL/Min.)	pH (S.U.)	S. Cond. ~~(mS/cm)~~ mS/m	Turb. (NTU)	DO (mg/L)	Temp. (Celcius)	ORP mV	Salinity % or ppt	Comments
1105	4.35	—	—	—	—	—	—	—	—	Initial readings
1106	4.95	400	5.6	61	130	1.27	17.5	123	0.0	Cloudy water
1111	6.20	300	5.3	61	50	0.00	17.9	72	0.0	Sl. silty cloudy
1116	5.55	200	5.3	63	38	0.00	18.6	66	0.0	" " "
1121	5.30	200	5.4	68	26	0.00	18.7	49	0.0	" " "
1126	5.20	200	5.6	74	21	0.00	18.8	36	0.0	" " "
1131	5.15	200	5.7	77	17	0.00	18.7	29	0.0	" " "
1136	5.15	200	5.7	80	13	0.00	18.9	25	0.0	" " "
1141	5.15	200	5.7	87	11	0.00	18.7	24	0.0	" " "
1146	5.15	200	5.7	89	11	0.00	18.5	24	0.0	" " "
1151	5.15	200	5.7	97	8.5	0.00	18.1	23	0.0	Clear water
1156	5.15	200	5.8	99	8.2	0.00	18.2	22	0.0	" " "
1201	5.15	200	5.8	99	8.1	0.00	18.3	20	0.0	" " "
			Well parameters stabilized							
			Sampling Begins							

SIGNATURE(S): Peter

Tetra Tech NUS, Inc.

GROUNDWATER SAMPLE LOG SHEET

Project Site Name: Martin State Airport
Project No.: 112Ic01660

[] Domestic Well Data
[x] Monitoring Well Data
[] Other Well Type:
[] QA Sample Type:

Sample ID No.: Dmw-11E-081108
Sample Location: Dmw11E
Sampled By: MP
C.O.C. No.:
Type of Sample:
[] Low Concentration
[] High Concentration

SAMPLING DATA:

Date: 8-11-08	Color (Visual)	pH (S.U.)	S.C. (mS/cm)	Temp. (^{0}C)	Turbidity (NTU)	DO (mg/l)	Salinity (%)	Other
Time: 1326								
Method: Bladder pump								

PURGE DATA:

Date: 8-11-08	Volume	pH	S.C.	Temp.	Turbidity	DO	Salinity	Other
Method: Bladder Pump								
Monitor Reading (ppm): 0.0								
Well Casing Diameter & Material Type: 2" PVC		See Low Flow Purge Data Sheet						
Total Well Depth (TD):								
Static Water Level (WL): 6.76								
One Casing Volume(gal/L):								
Start Purge (hrs): 1235								
End Purge (hrs): 1321								
Total Purge Time (min): 46								
Total Vol. Purged (gal/L): 4.0								

SAMPLE COLLECTION INFORMATION:

Analysis	Preservative	Container Requirements	Collected
VOCs	HCl		
TAL metals	HNO3		
Diss metals	HNO3		
1,4 Dioxane	ICE		
Hex chrom	ICE		

OBSERVATIONS / NOTES:

Circle if Applicable:

MS/MSD	Duplicate ID No.:
—	

Signature(s):

LOW FLOW PURGE DATA SHEET

PROJECT SITE NAME: Martin State Airport
PROJECT NUMBER: 112IC01660

WELL ID.: MW-11I-080108
DATE: 8-11-08

Time (Hrs.)	Water Level (Ft. below TOC)	Flow (mL/Min.)	pH (S.U.)	S. Cond. ~~(mS/cm)~~ ms/m	Turb. (NTU)	DO (mg/L)	Temp. (Celcius)	ORP mV	Salinity % or ppt	Comments
1235	6.70	—	—	—	—	—	—	—	—	Initial, no odor
1236	6.97	260	5.6	11	150	4.34	17.6	191	0.0	Slightly cloudy
1241	7.00	260	4.6	15	50	0.90	15.8	235	0.0	" " "
1246	7.10	260	4.3	12	45	0.00	15.3	248	0.0	" " "
1251	7.10	260	4.4	13	39	0.00	15.2	241	0.0	" " "
1256	7.10	260	4.6	11	40	0.00	15.5	238	0.0	" " "
1301	7.10	260	4.6	8	36	0.00	15.5	238	0.0	" " "
1306	7.10	260	4.7	7	45	0.00	15.5	238	0.0	" " "
1311	7.10	260	4.7	7	38	0.00	15.5	237	0.0	" " "
1316	7.10	260	4.7	8	35	0.00	15.2	237	0.0	" " "
1321	7.10	260	4.7	8	38	0.00	15.0	238	0.0	" " "
			Well Parameters Stabilized							
			Sampling Begins							

SIGNATURE(S): _____

Tetra Tech NUS, Inc.

GROUNDWATER SAMPLE LOG SHEET

Page___ of ___

Project Site Name: MSA
Project No.:

[] Domestic Well Data
[X] Monitoring Well Data
[] Other Well Type:
[] QA Sample Type:

Sample ID No.: MSA-DMW11-
Sample Location: MSA
Sampled By: DLM
C.O.C. No.:
Type of Sample:
[] Low Concentration
[] High Concentration

SAMPLING DATA:

Date:	Color	pH	S.C.	Temp.	Turbidity	DO	Salinity	Other
Time: 1255	(Visual)	(S.U.)	(mS/cm)	(^{0}C)	(NTU)	(mg/l)	(%)	ORP
Method: Low Flow Pump	—	6.39	0.142	15.4	7.1	2.87	0.0	-69

PURGE DATA:

Date:	Volume	pH	S.C.	Temp.	Turbidity	DO	Salinity	Other
Method: Low Flow Pump								
Monitor Reading (ppm): N/A								
Well Casing Diameter & Material Type: 2" PVC								
Total Well Depth (TD): 50.63								
Static Water Level (WL): 10.88								
One Casing Volume(gal/L): 6.76								
Start Purge (hrs): 1206								
End Purge (hrs): 1315								
Total Purge Time (min): 69min								
Total Vol. Purged (gal/L): 3.25gal								

SAMPLE COLLECTION INFORMATION:

Analysis	Preservative	Container Requirements	Collected
VOCs	HCl	3-40mL vials	
Total Metals	HNO_3	1-500mL plastic bottle	
Dissolved Metals	HNO_3	1-500mL plastic bottle	
1,4-Dioxane	—	2-3402 amber glass bottles	
Hex. Chrom	—	1-250mL plastic bottle	
TOC	H_2SO_4	3-40mL vials	
Alkalinity/pH	—	1-500mL plastic bottle	
COD	H_2SO_4	1-250mL amber glass bottle	

OBSERVATIONS / NOTES:

Circle if Applicable:

MS/MSD	Duplicate ID No.:

Signature(s):

LOW FLOW PURGE DATA SHEET

PROJECT SITE NAME: MSA
PROJECT NUMBER:

WELL ID.: MSA-DMW#4I-
DATE:

Time (Hrs.)	Water Level (Ft. below TOC)	Flow (mL/Min.)	pH (S.U.)	S. Cond. (mS/cm)	Turb. (NTU)	DO (mg/L)	Temp. (Celcius)	ORP mV	Salinity % or ppt	Comments
1206	10.88	—	—	—	—	—	—	—	—	Static WL; Start purge
1210	10.92	200	6.42	0.137	370	11.92	16.4	-61	0.1	
1220	10.93	200	6.43	0.142	60	5.04	15.6	-65	0.1	
1225	10.93	200	6.40	0.143	29	3.94	15.4	-67	0.1	
1230	10.93	200	6.40	0.143	22	3.84	15.3	-67	0.1	
1235	10.93	200	6.39	0.142	28	3.53	15.3	-68	0.1	
1240	10.93	200	6.38	0.142	12	3.28	15.3	-68	0.1	
1245	10.93	200	6.38	0.142	14	3.10	15.1	-68	0.1	
1250	10.93	200	6.39	0.142	7.8	2.97	15.3	-68	0.1	
1255	10.93	200	6.39	0.142	7.1	2.87	15.4	-69	0.1	Sample
1315	10.92	—	—	—	—	—	—	—	—	Final WL; End Purge

SIGNATURE(S):

PAGE___OF___

Tetra Tech NUS, Inc.

GROUNDWATER SAMPLE LOG SHEET

Project Site Name: Martin State Airport
Project No.: 112EC01660

[] Domestic Well Data
[X] Monitoring Well Data
[] Other Well Type:
[] QA Sample Type:

Sample ID No.: DMW-14D-090308
Sample Location: DMW-14D
Sampled By: [illegible]
C.O.C. No.:
Type of Sample:
[] Low Concentration
[] High Concentration

SAMPLING DATA:

	Color (Visual)	pH (S.U.)	S.C. (mS/cm)	Temp. (^{0}C)	Turbidity (NTU)	DO (mg/l)	Salinity (%)	Other
Date: 9-3-08								
Time: 1125								
Method: Ground water pump	Cloudy	5.3	58	15.3	380	0.00	0.0	61

PURGE DATA:

	Volume	pH	S.C.	Temp.	Turbidity	DO	Salinity	Other
Date: 9-3-08								
Method: Ground water pump								
Monitor Reading (ppm): 0.0								
Well Casing Diameter & Material								
Type: 2" PVC			See Low Flow Purge					
Total Well Depth (TD):								
Static Water Level (WL): 8.00			Data Sheet					
One Casing Volume(gal/L):								
Start Purge (hrs): 1029								
End Purge (hrs): 1120								
Total Purge Time (min): 51								
Total Vol. Purged (gal/L): 5.0								

SAMPLE COLLECTION INFORMATION:

Analysis	Preservative	Container Requirements	Collected
VOCs	HCl	3 - 40 ml vials	✓
TAL metals	HNO3	1 - 500 ml Poly	✓
Diss metals	HNO3	1 - 500 ml Poly	✓
1,4 Dioxane	ICE	2 - 1L Ambers	✓
Hex Chrom	ICE	1 - 250 ml Poly	✓
PH, Alkalinity	ICE	1 - 500 ml Poly	✓
COD	H2SO4	1 - 250 ml Ambers	✓
TOC	H2SO4	3 - 40 ml vials	✓

OBSERVATIONS / NOTES:

Circle if Applicable:

MS/MSD

Duplicate ID No.:

Signature(s): [illegible]

LOW FLOW PURGE DATA SHEET

PROJECT SITE NAME: Martin State Airport
PROJECT NUMBER: 112Xc01660

WELL ID.: DMW-14D-090308
DATE: 9-3-09

Time (Hrs.)	Water Level (Ft. below TOC)	Flow (mL/Min.)	pH (S.U.)	S. Cond. (mS/cm)	Turb. (NTU)	DO (mg/L)	Temp. (Celcius)	ORP mV	Salinity % or ppt	Comments
1029	8.40									Initial, no odor
1030	8.50	300	5.4	13	27	1.23	16.8	79	0.0	Slightly cloudy
1035	8.45	300	4.7	13	80	0.00	16.7	95	0.0	" " "
1040	9.05	300	4.6	15	170	0.00	16.6	99	0.0	cloudy water
1045	9.75	300	4.6	27	180	0.00	15.7	91	0.0	" " "
1050	9.45	300	4.7	31	230	0.00	15.9	95	0.0	" " "
1055	9.65	300	4.9	40	330	0.00	15.7	72	0.0	" " "
1100	9.65	300	5.1	40	400	0.00	15.7	65	0.0	" " "
1105	9.65	300	5.2	42	400	0.00	15.7	60	0.0	" " "
1110	9.65	300	5.2	57	380	0.00	15.4	61	0.0	" " "
1115	9.65	300	5.3	59	380	0.00	15.6	60	0.0	" " "
1120	9.65	300	5.3	58	380	0.00	15.3	61	0.0	" " "
				Pert	Parameters Stabilized					
					Sampling Begins					

SIGNATURE(S): Wade

PAGE 2 OF 2

Tetra Tech NUS, Inc.

GROUNDWATER SAMPLE LOG SHEET

Page___ of ___

Project Site Name: MSA
Project No.:

[] Domestic Well Data
[X] Monitoring Well Data
[] Other Well Type:
[] QA Sample Type:

Sample ID No.: MSA-MW15S-080908
Sample Location: MSA
Sampled By: DLM
C.O.C. No.:
Type of Sample:
[] Low Concentration
[] High Concentration

SAMPLING DATA:

	Color (Visual)	pH (S.U.)	S.C. (mS/cm)	Temp. (^{0}C)	Turbidity (NTU)	DO (mg/l)	Salinity (%)	Other
Date: 8/9/08								
Time: 1500								ORP
Method: Low Flow Pump	Clear	4.89	61.2	17.4	12	8.84	0.0	183

PURGE DATA:

	Volume	pH	S.C.	Temp.	Turbidity	DO	Salinity	Other
Date: 8/9/08								
Method: Low Flow Pump								
Monitor Reading (ppm): N/A								
Well Casing Diameter & Material								
Type: 2" PVC								
Total Well Depth (TD): 22.6'								
Static Water Level (WL): 6.16'								
One Casing Volume(gal/L): 2.8gal								
Start Purge (hrs): 1404								
End Purge (hrs): 1521								
Total Purge Time (min): 77min								
Total Vol. Purged (gal/L): 2.75gal								

SAMPLE COLLECTION INFORMATION:

Analysis	Preservative	Container Requirements	Collected
VOCs	HCl	3-40mL viles	8/9/08
Total Metals	HNO_3	1-500mL plastic bottle	8/9/08
Dissolved Metals	HNO_3	1-500mL plastic bottle	8/9/08
1,4-Dioxane	—	2-34oz amber glass bottles	8/9/08
Hex Chrom	—		

OBSERVATIONS / NOTES:

Circle if Applicable:

MS/MSD	Duplicate ID No.:

Signature(s): [signature]

LOW FLOW PURGE DATA SHEET

PROJECT SITE NAME: MSA
PROJECT NUMBER:

WELL ID.: MSA-MW15S-080908
DATE: 8/9/08

Time (Hrs.)	Water Level (Ft. below TOC)	Flow (mL/Min.)	pH (S.U.)	S. Cond. (mS/cm)	Turb. (NTU)	DO (mg/L)	Temp. (Celcius)	ORP mV	Salinity % or ppt	Comments
1404	6.16'	—	—	—	—	—	—	—	—	Static WL; Start Purge
1405	7.17	200	4.91	64.8	95	15.55	18.3	130	0.0	
1410	7.41	200	4.79	64.6	60	17.03	18.5	141	0.0	
1415	8.49	200	4.56	64.1	65	15.36	17.8	172	0.0	
1420	8.82	200	4.58	63.0	60	14.05	18.0	181	0.0	
1425	9.23	140	4.75	62.7	50	11.27	18.3	177	0.0	
1430	9.92	140	4.85	62.3	34	10.35	18.3	177	0.0	
1435	10.42	140	4.88	62.3	28	9.89	18.2	176	0.0	
1440	10.70	140	4.89	61.9	24	9.69	18.1	176	0.0	
1445	11.31	140	4.88	61.4	22	9.44	17.7	178	0.0	
1450	11.69	140	4.88	61.1	18	9.23	17.7	180	0.0	
1455	12.20	140	4.88	60.9	12	9.01	17.5	182	0.0	
1500	12.66	140	4.89	61.2	12	8.84	17.4	183	0.0	Sample
1521	13.26	—	—	—	—	—	—	—	—	Final WL; End Purge

SIGNATURE(S): [signature]

PAGE___OF___

Tetra Tech NUS, Inc.

GROUNDWATER SAMPLE LOG SHEET

Page___ of ___

Project Site Name: MSA
Project No.:

[] Domestic Well Data
[X] Monitoring Well Data
[] Other Well Type:
[] QA Sample Type:

Sample ID No.: MSA-MW15I-080908
Sample Location: MSA
Sampled By: DLM
C.O.C. No.:
Type of Sample:
[] Low Concentration
[] High Concentration

SAMPLING DATA:

	Color	pH	S.C.	Temp.	Turbidity	DO	Salinity	Other
Date: 8/9/08	(Visual)	(S.U.)	(mS/cm)	(^{0}C)	(NTU)	(mg/l)	(%)	ORP
Time: 1340								
Method: Low Flow Pump	Clear	6.11	34.3	16.2	11	13.51	0.0	-70

PURGE DATA:

	Volume	pH	S.C.	Temp.	Turbidity	DO	Salinity	Other
Date: 8/9/08								
Method: Low Flow Pump								
Monitor Reading (ppm): N/A								
Well Casing Diameter & Material Type: 2" PVC								
Total Well Depth (TD): 47.7								
Static Water Level (WL): 6.38								
One Casing Volume(gal/L): 7.0								
Start Purge (hrs): 1142								
End Purge (hrs): 1357								
Total Purge Time (min): 135min								
Total Vol. Purged (gal/L): 8gal								

SAMPLE COLLECTION INFORMATION:

Analysis	Preservative	Container Requirements	Collected
VOCs	HCl	3-40mL vials	8/9/08
Total Metals	HNO_3	1-500mL plastic bottle	8/9/08
Dissolved Metals	HNO_3	1-500mL plastic bottle	8/9/08
1,4-Dioxane	—	2-3oz amberglass bottles	8/9/08
Hex. Chrom.	—		

OBSERVATIONS / NOTES:

- Sulfur smell
- Sample collected @ 2hr time limit (parameters not stabalized)

Circle if Applicable:

MS/MSD	Duplicate ID No.:

Signature(s): Dawn L. Mahney

LOW FLOW PURGE DATA SHEET

PROJECT SITE NAME: MSA
PROJECT NUMBER:
WELL ID.: MSA-MW1SI-080908
DATE: 8/9/08

Time (Hrs.)	Water Level (Ft. below TOC)	Flow (mL/Min.)	pH (S.U.)	S. Cond. (mS/cm)	Turb. (NTU)	DO (mg/L)	Temp. (Celcius)	ORP mV	Salinity % or ppt	Comments
1142	6.38	—	—	—	—	—	—	—	—	Static WL; Begin Purge.
1145	6.61	200	6.76	21.1	340	13.74	16.8	-66	0.0	
1150	6.59	200	6.20	17.2	250	11.80	16.7	-54	0.0	
1155	6.61	200	6.20	16.7	200	10.99	16.5	-61	0.0	
1200	6.62	200	6.16	17.0	80	10.67	16.3	-63	0.0	
1205	6.62	200	6.09	18.9	55	10.54	16.2	-58	0.0	
1210	6.62	200	5.98	22.2	27	10.45	16.2	-51	0.0	
1215	6.62	200	5.96	24.5	22	10.29	16.1	-50	0.0	
1220	6.62	200	5.93	25.3	17	10.25	16.0	-49	0.0	
1225	6.62	200	5.93	25.7	19	10.08	16.0	-50	0.0	
1230	6.62	200	5.92	26.6	17	10.03	16.0	-50	0.0	
1235	6.62	200	5.92	27.6	16	9.99	16.0	-51	0.0	
1240	6.62	200	5.91	28.5	9.9	9.94	16.1	-51	0.0	
1245	6.62	200	5.92	29.0	12	9.95	16.0	-53	0.0	
1250	6.62	200	5.93	30.2	11	10.51	16.0	-53	0.0	
1255	6.62	200	5.93	31.0	11	11.88	16.0	-54	0.0	
1300	6.62	200	6.02	31.6	11	12.22	16.1	-58	0.0	Pump Stopped After Reading
1305	6.62	200	6.12	32.7	11	12.46	16.5	-66	0.0	
1315	6.55	200	6.19	30.7	18	12.51	16.7	-71	0.0	
1320	6.55	200	6.14	32.9	17	13.05	16.5	-68	0.0	
1325	6.57	200	6.13	34.0	18	13.47	16.4	-68	0.0	
1330	6.57	200	6.12	33.3	9.2	13.11	16.5	-68	0.0	
1335	6.58	200	6.11	34.4	10	13.58	16.2	-69	0.0	
1340	6.58	200	6.11	34.3	11	13.51	16.2	-70	0.0	Sample
1357	6.58	—	—	—	—	—	—	—	—	Final WL; End Purge.

SIGNATURE(S): Shawn J. Mahoney

PAGE___OF___

Tetra Tech NUS, Inc.

GROUNDWATER SAMPLE LOG SHEET

Project Site Name: MSA
Project No.:

[] Domestic Well Data
[X] Monitoring Well Data
[] Other Well Type:
[] QA Sample Type:

Sample ID No.: MSA-MW15D-080908
Sample Location: MSA
Sampled By: DLM
C.O.C. No.:
Type of Sample:
[] Low Concentration
[] High Concentration

SAMPLING DATA:

Date: 8/9/08	Color	pH	S.C.	Temp.	Turbidity	DO	Salinity	Other
Time: 1100	(Visual)	(S.U.)	(mS/cm)	(^{0}C)	(NTU)	(mg/l)	(%)	ORP
Method: Low Flow Pump	Clear/ grayish	6.23	10.1	18.0	13	10.18	0.0	-50

PURGE DATA:

Date: 8/9/08	Volume	pH	S.C.	Temp.	Turbidity	DO	Salinity	Other
Method: Low Flow Pump								
Monitor Reading (ppm): N/A								
Well Casing Diameter & Material Type: 2" PVC								
Total Well Depth (TD): 61.33								
Static Water Level (WL): 6.33								
One Casing Volume(gal/L): 9.9gal								
Start Purge (hrs): 1014								
End Purge (hrs): 1122								
Total Purge Time (min): 68								
Total Vol. Purged (gal/L): 3.0gal								

SAMPLE COLLECTION INFORMATION:

Analysis	Preservative	Container Requirements	Collected
VOCs	HCl	3-40mL vials	8/9/08
Total Metals	HNO_3	1-500mL Plastic bottle	8/9/08
Dissolved Metals	HNO_3	1-500mL Plastic bottle	8/9/08
Hex Chrom.	—		8/9/08
1,4-Dioxane	—	2-3402 amber glass bottles	8/9/08

OBSERVATIONS / NOTES:

- Large diameter tubing in well
- Black particles suspended in water

Circle if Applicable:

MS/MSD	Duplicate ID No.:

Signature(s):



LOW FLOW PURGE DATA SHEET

PROJECT SITE NAME: MSA
PROJECT NUMBER:

WELL ID.: MSA-MW15D-080908
DATE: 8/9/08

Time (Hrs.)	Water Level (Ft. below TOC)	Flow (mL/Min.)	pH (S.U.)	S. Cond. (mS/cm)	Turb. (NTU)	DO (mg/L)	Temp. (Celcius)	ORP mV	Salinity % or ppt	Comments
1014	6.33'	—	—	—	—	—	—	—	—	Static WL; Start Purge
1018	6.34'	210	6.67	25.4	23	17.22	18.5	-69	0.0	
1020	6.34'	210	6.40	19.3	38	14.32	18.6	-71	0.0	
1025	6.34'	210	6.29	15.1	36	12.55	18.9	-56	0.0	
1030	6.34'	210	6.21	12.0	43.2	11.83	18.3	-47	0.0	
1035	6.34'	210	6.16	10.7	[illegible]	11.13	18.3	-42	0.0	
1040	6.34'	210	6.17	10.2	20	10.78	18.4	-44	0.0	
1045	6.34'	210	6.19	10.2	17	10.47	18.5	-46	0.0	
1050	6.34'	210	6.22	10.3	16	10.47	18.1	-47	0.0	
1055	6.34'	210	6.21	9.9	14	10.33	17.9	-49	0.0	
1100	6.34'	210	6.23	10.1	13	10.18	18.0	-50	0.0	Sample.
1122	6.34'	—	—	—	—	—	—	—	—	final WL; End Purge

SIGNATURE(S): [signature]

PAGE___OF___

Tetra Tech NUS, Inc.

GROUNDWATER SAMPLE LOG SHEET

Page___ of___

Project Site Name: MSA
Project No.:

[] Domestic Well Data
[X] Monitoring Well Data
[] Other Well Type:
[] QA Sample Type:

Sample ID No.: MSA-DMW16S-082108
Sample Location: MSA
Sampled By: DLM
C.O.C. No.:
Type of Sample:
[] Low Concentration
[] High Concentration

SAMPLING DATA:

	Color	pH	S.C.	Temp.	Turbidity	DO	Salinity	Other
Date: 8/21/08	(Visual)	(S.U.)	(mS/cm)	(^{0}C)	(NTU)	(mg/l)	(%)	ORP
Time: 1445								
Method: Low Flow Pump	—	6.72	0.197	14.7	60	3.84	0.1	-87

PURGE DATA:

Date: 8/21/08	Volume	pH	S.C.	Temp.	Turbidity	DO	Salinity	Other
Method: Low Flow Pump								
Monitor Reading (ppm): N/A								
Well Casing Diameter & Material Type: 2" PVC								
Total Well Depth (TD): 22.31'								
Static Water Level (WL): 9.45								
One Casing Volume(gal/L): 2.19								
Start Purge (hrs): 1402								
End Purge (hrs): 1509								
Total Purge Time (min): 67 mn								
Total Vol. Purged (gal/L): —								

SAMPLE COLLECTION INFORMATION:

Analysis	Preservative	Container Requirements	Collected
VOCs	HCl	3-40mL VIAs	8/21/08
TeD Metals	HNO_3	2-500mL plastic bottles	8/21/08
1,4-Dioxane	—	2-340z amber glass bottles	8/21/08
Hex. Chrom	—	1-250mL plastic bottle	8/21/08

OBSERVATIONS / NOTES:

Circle if Applicable:

MS/MSD	Duplicate ID No.:

Signature(s): Dawn L. Mullen

LOW FLOW PURGE DATA SHEET

PROJECT SITE NAME: MSA
PROJECT NUMBER:

WELL ID.: MSA-DMW16S-082108
DATE: 8/21/08

Time (Hrs.)	Water Level (Ft. below TOC)	Flow (mL/Min.)	pH (S.U.)	S. Cond. (mS/cm)	Turb. (NTU)	DO (mg/L)	Temp. (Celcius)	ORP mV	Salinity % or ppt	Comments
1402	9.45	—	—	—	—	—	—	—	—	Static WL; Start Purge
1405	9.50	200	6.71	0.217	Error	8.61	14.9	-71	0.1	
1410	9.50	200	6.72	0.203	Error	6.89	15.2	-76	0.1	
1415	9.49	200	6.72	0.196	Error	5.51	14.9	-77	0.1	
1425	9.51	200	6.71	0.196	450	4.57	14.6	-82	0.1	
1430	9.51	200	6.71	0.198	180	4.29	14.5	-83	0.1	
1435	9.51	200	6.71	0.198	75	4.09	14.6	-84	0.1	
1440	9.51	200	6.71	0.197	75	3.96	14.7	-86	0.1	
1445	9.51	200	6.72	0.197	60	3.84	14.7	-87	0.1	Sample
1509	9.51	—	—	—	—	—	—	—	—	Final WL; End Purge

SIGNATURE(S): [signature]

PAGE___OF___

Tetra Tech NUS, Inc.

GROUNDWATER SAMPLE LOG SHEET

Page___ of ___

Project Site Name: MSA
Project No.:

[] Domestic Well Data
[X] Monitoring Well Data
[] Other Well Type:
[] QA Sample Type:

Sample ID No.: MSA-DMW16I-082108
Sample Location: MSA
Sampled By: DLM
C.O.C. No.:
Type of Sample:
[] Low Concentration
[] High Concentration

SAMPLING DATA:

	Color	pH	S.C.	Temp.	Turbidity	DO	Salinity	Other
Date: 8/21/08	(Visual)	(S.U.)	(mS/cm)	(^{0}C)	(NTU)	(mg/l)	(%)	ORP
Time: 1210								
Method: Low Flow Pump	—	6.28	37.4	14.2	190	3.46	0.0	-47

PURGE DATA:

	Volume	pH	S.C.	Temp.	Turbidity	DO	Salinity	Other
Date: 8/21/08								
Method: Low Flow Pump								
Monitor Reading (ppm): N/A								
Well Casing Diameter & Material Type: 2" PVC								
Total Well Depth (TD): 47.53'								
Static Water Level (WL): 8.40								
One Casing Volume(gal/L): 6.65								
Start Purge (hrs): 1047								
End Purge (hrs): 1235								
Total Purge Time (min): 108min								
Total Vol. Purged (gal/L): —								

SAMPLE COLLECTION INFORMATION:

Analysis	Preservative	Container Requirements	Collected
VOCs	HCl	3-40mL vials	8/21/08
Total Metals	HNO_3	1-500mL plastic bottle	↓
Dissolved Metals	HNO_3	1-500mL plastic bottle	
1,4-Dioxane	—	2-34oz amber glass bottles	
Hex. Chrom	—	1-250mL plastic bottle	
TOC	H_2SO_4	3-40mL vials	
Alkalinity / pH	—	1-500mL plastic bottle	
COD	H_2SO_4	1-250mL amber glass bottle	✓

OBSERVATIONS / NOTES:

Circle if Applicable:

MS/MSD	Duplicate ID No.:

Signature(s): Dennis L. Markley

LOW FLOW PURGE DATA SHEET

PROJECT SITE NAME: MSA
PROJECT NUMBER:

WELL ID.: MSA-DMW16I-082108
DATE: 8/21/08

Time (Hrs.)	Water Level (Ft. below TOC)	Flow (mL/Min.)	pH (S.U.)	S. Cond. (mS/cm)	Turb. (NTU)	DO (mg/L)	Temp. (Celcius)	ORP mV	Salinity % or ppt	Comments
1047	8.40	—	—	—	—	—	—	—	—	Static WL; Start Purge
1050	8.62	280	6.32	66.7	190	15.36	14.8	-10	0.0	
1055	8.61	280	6.34	60.4	370	8.43	14.6	-21	0.0	
1100	8.58	280	6.31	53.6	340	6.00	14.7	-26	0.0	
1105	8.60	280	6.30	52.0	220	5.11	14.6	-30	0.0	
1110	8.59	280	6.30	50.2	220	4.54	14.5	-33	0.0	
1115	8.59	280	6.31	49.4	360	4.25	14.6	-34	0.0	
1120	8.59	280	6.27	46.7	600	4.03	14.5	-32	0.0	
1125	8.59	280	6.25	44.5	600	3.92	14.4	-31	0.0	
1130	8.60	280	6.26	43.3	600	3.80	14.3	-32	0.0	
1135	8.60	280	6.26	42.0	500	3.71	14.4	-35	0.0	
1140	8.62	280	6.28	41.5	450	3.62	14.2	-38	0.0	
1145	8.64	280	6.28	40.6	370	3.54	14.1	-40	0.0	
1150	8.63	280	6.27	39.9	320	3.48	14.0	-41	0.0	
1155	8.61	280	6.26	39.3	280	3.43	14.1	-42	0.0	
1200	8.62	280	6.25	38.9	240	3.50	14.1	-43	0.0	
1205	8.61	280	6.27	38.1	210	3.47	14.2	-45	0.0	
1210	8.61	280	6.28	37.4	190	3.46	14.2	-47	0.0	Sample.
1235	8.55	—	—	—	—	—	—	—	—	Final WL; End Purge

SIGNATURE(S): [signature]

PAGE___OF___

Tetra Tech NUS, Inc.

GROUNDWATER SAMPLE LOG SHEET

Project Site Name: MSA
Project No.:

[] Domestic Well Data
[X] Monitoring Well Data
[] Other Well Type:
[] QA Sample Type:

Sample ID No.: MSA-DMW16D-082508
Sample Location: MSA
Sampled By: DLM
C.O.C. No.:
Type of Sample:
[] Low Concentration
[] High Concentration

SAMPLING DATA:

	Color	pH	S.C.	Temp.	Turbidity	DO	Salinity	Other
Date: 8/25/08	(Visual)	(S.U.)	(mS/cm)	(°C)	(NTU)	(mg/l)	(%)	ORP
Time: 1105								
Method: Low Flow Pump	—	5.67	5.0	14.8	60	2.88	0.0	45

PURGE DATA:

	Volume	pH	S.C.	Temp.	Turbidity	DO	Salinity	Other
Date: 8/25/08								
Method: Low Flow Pump								
Monitor Reading (ppm): N/A								
Well Casing Diameter & Material Type: 2" PVC								
Total Well Depth (TD): 20.74								
Static Water Level (WL): 8.54								
One Casing Volume(gal/L): 10.57								
Start Purge (hrs): 1008								
End Purge (hrs): 1125								
Total Purge Time (min): 77min								
Total Vol. Purged (gal/L): 3.5gal								

SAMPLE COLLECTION INFORMATION:

Analysis	Preservative	Container Requirements	Collected
VOC	HCl	3-40mL vials	8/25/08
TeD Metals	HNO_3	2-500ml plastic bottles	↓
1,4-Dioxane	—	2-34oz amber glass bottles	
Hex. Chrom.	—	1-250mL plastic bottle	

OBSERVATIONS / NOTES:

Circle if Applicable:

MS/MSD | Duplicate ID No.:

Signature(s):

Damon L. Walker

LOW FLOW PURGE DATA SHEET

PROJECT SITE NAME: MSA
PROJECT NUMBER:

WELL ID.: MSA-DMW16D-082508
DATE: 8/25/08

Time (Hrs.)	Water Level (Ft. below TOC)	Flow (mL/Min.)	pH (S.U.)	S. Cond. (mS/cm)	Turb. (NTU)	DO (mg/L)	Temp. (Celcius)	ORP mV	Salinity % or ppt	Comments
1008	8.54	—	—	—	—	—	—	—	—	Static WL; Start Purge
1010	8.61	200	6.13	27.6	Error	8.21	15.5	-75	0.0	
1015	8.62	200	6.26	20.4	Error	6.04	15.5	-54	0.0	
1020	8.62	200	5.93	13.0	750	4.80	15.3	-8	0.0	
1025	8.59	200	5.75	9.7	380	4.16	15.2	16	0.0	
1030	8.59	200	5.72	7.5	240	3.88	15.4	24	0.0	
1035	8.59	200	5.74	6.5	180	3.47	15.4	26	0.0	
1040	8.60	200	5.76	5.9	130	3.30	15.3	28	0.0	
1045	8.60	200	5.79	5.7	120	3.20	15.1	29	0.0	
1050	8.60	200	5.74	5.5	90	3.10	14.9	36	0.0	
1055	8.62	200	5.73	5.5	65	3.06	14.8	38	0.0	
1100	8.61	200	5.69	5.1	65	2.91	14.9	45	0.0	
1105	8.60	200	5.67	5.0	60	2.88	14.8	45	0.0	Sample
1125	8.60	—	—	—	—	—	—	—	—	Final WL; End Purge

SIGNATURE(S):

PAGE___OF___

Tetra Tech NUS, Inc.

GROUNDWATER SAMPLE LOG SHEET

Page___ of ___

Project Site Name: MSA
Project No.:

[] Domestic Well Data
[X] Monitoring Well Data
[] Other Well Type:
[] QA Sample Type:

Sample ID No.: MSA-DMW175-082008
Sample Location: MSA
Sampled By: DLM
C.O.C. No.:
Type of Sample:
[] Low Concentration
[] High Concentration

SAMPLING DATA:

	Color	pH	S.C.	Temp.	Turbidity	DO	Salinity	Other
Date: 8/20/08	(Visual)	(S.U.)	(mS/cm)	(^{0}C)	(NTU)	(mg/l)	(%)	ORP
Time: 1445								
Method: Low Flow Pump	—	7.17	73.9	14.4	26	3.17	0.0	-143

PURGE DATA:

	Volume	pH	S.C.	Temp.	Turbidity	DO	Salinity	Other
Date: 8/20/08								
Method: Low Flow Pump								
Monitor Reading (ppm): N/A								
Well Casing Diameter & Material Type: 2" PVC								
Total Well Depth (TD): 19.81								
Static Water Level (WL): 6.68								
One Casing Volume(gal/L): 2.23								
Start Purge (hrs): 1357								
End Purge (hrs): 1502								
Total Purge Time (min): 65min								
Total Vol. Purged (gal/L): —								

SAMPLE COLLECTION INFORMATION:

Analysis	Preservative	Container Requirements	Collected
VOCs	HCl	3-40mL vials	8/20/08
TAL Metals	HNO_3	2-500mL plastic bottles	8/20/08
1,4-Dioxane	—	2-340z amber glass bottles	8/20/08
Hex. Chrom.	—	1-250mL plastic bottle	8/20/08

OBSERVATIONS / NOTES:

Circle if Applicable:

MS/MSD	Duplicate ID No.:

Signature(s): Dawn L. Mathews

LOW FLOW PURGE DATA SHEET

PROJECT SITE NAME: MSA
PROJECT NUMBER:

WELL ID.: MSA-DMW175-082008
DATE: 8/20/08

Time (Hrs.)	Water Level (Ft. below TOC)	Flow (mL/Min.)	pH (S.U.)	S. Cond. (mS/cm)	Turb. (NTU)	DO (mg/L)	Temp. (Celcius)	ORP mV	Salinity % or ppt	Comments
1357	6.68	—	—	—	—	—	—	—	—	Static WL; Start Purge
1400	7.79	280	7.15	81.9	180	7.44	15.4	-136	0.0	
1405	8.46	280	7.24	83.0	120	4.74	15.2	-145	0.0	
1410	8.84	280	7.23	81.3	100	4.02	15.0	-147	0.0	
1415	9.06	280	7.18	77.4	90	3.67	14.8	-145	0.0	
1420	9.43	280	7.15	75.8	60	3.51	14.7	-143	0.0	
1425	9.56	280	7.15	75.2	50	3.42	14.6	-143	0.0	
1430	9.65	280	7.16	75.2	38	3.33	14.5	-143	0.0	
1435	9.73	280	7.16	74.7	33	3.25	14.5	-143	0.0	
1440	9.76	280	7.16	73.8	28	3.20	14.5	-143	0.0	
1445	9.78	280	7.17	73.9	26	3.17	14.4	-143	0.0	Sample
1502	9.55	—	—	—	—	—	—	—	—	Final WL; End Purge

SIGNATURE(S): Dawn L. Mathews

Tetra Tech NUS, Inc.

GROUNDWATER SAMPLE LOG SHEET

Project Site Name: MSA
Project No.: _____

Sample ID No.: MSA-DMW17I-082008
Sample Location: MSA
Sampled By: DLM
C.O.C. No.: _____

[] Domestic Well Data
[X] Monitoring Well Data
[] Other Well Type: _____
[] QA Sample Type: _____

Type of Sample:
[] Low Concentration
[] High Concentration

SAMPLING DATA:

	Color	pH	S.C.	Temp.	Turbidity	DO	Salinity	Other
Date: 8/20/08	(Visual)	(S.U.)	(mS/cm)	(°C)	(NTU)	(mg/l)	(%)	ORP
Time: 1125								
Method: Low Flow Pump	—	6.21	18.0	14.5	45	3.08	0.0	-57

PURGE DATA:

	Volume	pH	S.C.	Temp.	Turbidity	DO	Salinity	Other
Date: 8/20/08								
Method: Low Flow Pump								
Monitor Reading (ppm): N/A								
Well Casing Diameter & Material Type: 2" PVC								
Total Well Depth (TD): 46.33								
Static Water Level (WL): 6.35								
One Casing Volume(gal/L): 6.80								
Start Purge (hrs): 1227								
End Purge (hrs): 1345								
Total Purge Time (min): 78mm								
Total Vol. Purged (gal/L): 3,590								

SAMPLE COLLECTION INFORMATION:

Analysis	Preservative	Container Requirements	Collected
VOCs	HCl	3-40mL Vials	8/19/08
Total & Dissolved Metals	HNO_3	2-500mL plastic bottles	↓
1,4-Dioxane	—	2-340z amber glass bottles	
Hex. Chrom	—	1-250mL plastic bottle	

OBSERVATIONS / NOTES:

Circle if Applicable:

MS/MSD	Duplicate ID No.:

Signature(s): David S. Mashburn

LOW FLOW PURGE DATA SHEET

PROJECT SITE NAME: MSA
PROJECT NUMBER:

WELL ID.: MSA-DMW17I-082008
DATE: 8/20/08

Time (Hrs.)	Water Level (Ft. below TOC)	Flow (mL/Min.)	pH (S.U.)	S. Cond. (mS/cm)	Turb. (NTU)	DO (mg/L)	Temp. (Celcius)	ORP mV	Salinity % or ppt	Comments
1227	6.35'	—	—	—	—	—	—	—	—	Static WL; Start Purge
1230	7.26	280	6.17	20.7	65	5.64	15.4	-38	0.0	
1235	7.33	280	6.18	20.3	80	4.45	15.0	-47	0.0	
1240	7.28	280	6.13	20.7	55	3.82	14.9	-53	0.0	
1245	7.22	280	6.08	20.3	40	3.58	14.9	-51	0.0	
1250	7.22	280	6.05	20.1	34	3.45	14.9	-51	0.0	
1255	7.22	280	6.06	19.8	30	3.30	14.8	-52	0.0	
1300	7.23	280	6.07	19.5	25	3.23	14.7	-52	0.0	
1305	7.24	280	6.10	19.2	26	3.15	14.6	-54	0.0	
1315	7.24	280	6.15	18.6	34	3.10	14.6	-54	0.0	
1320	7.23	280	6.18	18.3	45	3.08	14.5	-55	0.0	
1325	7.24	280	6.21	18.0	46	3.08	14.5	-57	0.0	Sample
1345	7.26	—	—	—	—	—	—	—	—	Final WL; End Purge

SIGNATURE(S):

PAGE___OF___

Tetra Tech NUS, Inc.

GROUNDWATER SAMPLE LOG SHEET

Project Site Name: Martin State Airport
Project No.: 112S01160

Sample ID No.: DMW-170-090308
Sample Location: DMW 170
Sampled By: MP
C.O.C. No.:

[] Domestic Well Data
[X] Monitoring Well Data
[] Other Well Type:
[] QA Sample Type:

Type of Sample:
[] Low Concentration
[] High Concentration

SAMPLING DATA:

	Color	pH	S.C.	Temp.	Turbidity	DO	Salinity	Other
Date: 9-5-08	(Visual)	(S.U.)	(mS/cm)	(^{0}C)	(NTU)	(mg/l)	(%)	
Time: 1400								
Method: Ground water grab								

PURGE DATA:

	Volume	pH	S.C.	Temp.	Turbidity	DO	Salinity	Other
Date: 9-3-08								
Method: Grundfos pump								
Monitor Reading (ppm): 0.0								
Well Casing Diameter & Material Type: 2" PVC			See Low Flow Purge Data Sheet					
Total Well Depth (TD):								
Static Water Level (WL): 9.65								
One Casing Volume(gal/L):								
Start Purge (hrs): 1229								
End Purge (hrs): 1350								
Total Purge Time (min): 81								
Total Vol. Purged (gal/L): 11.0								

SAMPLE COLLECTION INFORMATION:

Analysis	Preservative	Container Requirements	Collected
VOCs	HCl	3 - 40 ml vials	✓ 9.5.08
TAL metals	HNO3	1 - 500 ml Poly	✓
Diss metals	HNO3	1 - 500 ml Poly	✓
1,4 Dioxane	ICE	2 - 1L Amber	✓
Hex Chrom	ICE	1 - 250 ml Poly	✓

OBSERVATIONS / NOTES:

Circle if Applicable:

MS/MSD | Duplicate ID No.:

Signature(s):

LOW FLOW PURGE DATA SHEET

PROJECT SITE NAME: Martin State Airport
PROJECT NUMBER: 112IC01660

WELL ID.: DMW-170-090308
DATE: 9-3-08

Time (Hrs.)	Water Level (Ft. below TOC)	Flow (mL/Min.)	pH (S.U.)	S. Cond. (mS/cm)	Turb. (NTU)	DO (mg/L)	Temp. (Celcius)	ORP mV	Salinity % or ppt	Comments
1229	9.65									Initial, no odor
1230	8.80	300	5.3	26	32	7.41	20.1	197	0.0	Slightly cloudy
1235	10.30	300	5.4	25	>999	3.85	17.4	116	0.0	Cloudy water
1240	12.70	300	5.4	27	>999	2.43	16.9	56	0.0	" " "
1245	15.40	300	5.1	27	>999	1.35	17.5	70	0.0	" " "
1250	17.60	300	4.9	32	>999	1.24	16.5	102	0.0	" " "
1255	22.40	300	4.7	52	110	0.00	16.3	126	0.0	Slightly cloudy
1300	24.60	300	4.8	56	450	0.00	16.5	122	0.0	Cloudy
1305	33.50	300	4.8	58	>999	0.00	14.2	114	0.0	
1310	41.70	300	4.9	70	>999	0.00	15.5	114	0.0	
1315	44.85	300	5.1	71	>999	0.00	15.7	94	0.0	
1320	48.60	300	5.3	78	>999	0.00	16.5	75	0.0	
1325	52.40	300	5.4	72	>999	0.00	16.3	72	0.0	
1330	56.00	300	5.4	69	>999	0.00	16.4	75	0.0	
1335	59.00	300	5.4	68	>999	0.00	16.7	77	0.0	
1340	61.20	300	5.4	60	170	0.00	16.7	82	0.0	Slightly cloudy
1345	63.40	300	5.5	72	>999	0.00	16.6	62	0.0	
1350										

Dry

SIGNATURE(S): Walle

Tetra Tech NUS, Inc.

GROUNDWATER SAMPLE LOG SHEET

Project Site Name: Manton State Airport
Project No.: 1128C01660

Sample ID No.: DMW-18S-090203
Sample Location: DMW 18S
Sampled By: MH
C.O.C. No.:
Type of Sample:
[] Low Concentration
[] High Concentration

[] Domestic Well Data
[X] Monitoring Well Data
[] Other Well Type:
[] QA Sample Type:

SAMPLING DATA:

	Color	pH	S.C.	Temp.	Turbidity	DO	Salinity	Other
Date: 9-2-08	(Visual)	(S.U.)	(mS/cm)	(^{0}C)	(NTU)	(mg/l)	(%)	ORP
Time: 1501								
Method: Geo pump	Slighty	6.4	0.61	16.0	60	0.00	0.3	-108

PURGE DATA:

	Volume	pH	S.C.	Temp.	Turbidity	DO	Salinity	Other
Date: 9-2-08								
Method: Geo pump								
Monitor Reading (ppm): 0.0								
Well Casing Diameter & Material Type: 2" PVC		See Low Flow purge data sheet						
Total Well Depth (TD):								
Static Water Level (WL): 8.40								
One Casing Volume(gal/L):								
Start Purge (hrs): 1410								
End Purge (hrs): 1456								
Total Purge Time (min): 46								
Total Vol. Purged (gal/L): 2.0								

SAMPLE COLLECTION INFORMATION:

Analysis	Preservative	Container Requirements	Collected
VOCs	HCl	3 - 40 ml vials	✓
TAL metals	HNO3	1 - 500 ml Poly	✓
Diss metals	HNO3	1 - 500 ml Poly	✓
1,4 Dioxane	Ice	2 - 1L Ambers	✓
Hex Chrom	ICE	1 - 250 ml Poly	✓
pH, Alkalinity	ICE	1 - 500 ml Poly	✓
COD	H2SO4	1 - 250 ml Amber	✓
TOC	H2SO4	3 - 40 ml vials	✓

OBSERVATIONS / NOTES:

Circle if Applicable:

MS/MSD | Duplicate ID No.:

Signature(s):

Matt Hall

LOW FLOW PURGE DATA SHEET

PROJECT SITE NAME: Martin State Airport
PROJECT NUMBER: 112IC01660

WELL ID.: DMW-18S-090208
DATE: 9-2-08

Time (Hrs.)	Water Level (Ft. below TOC)	Flow (mL/Min.)	pH (S.U.)	S. Cond. (mS/cm)	Turb. (NTU)	DO (mg/L)	Temp. (Celcius)	ORP mV	Salinity % or ppt	Comments
1410	8.40	—	—	—	—	—	—	—	—	Initial, no odor
1411	9.15	240	6.2	0.42	85	2.46	17.2	65	0.2	Slightly cloudy
1416	10.60	240	6.1	0.41	60	0.79	17.2	11	0.2	" " "
1421	11.45	140	6.2	0.45	55	0.41	17.2	-31	0.2	" " "
1426	11.75	140	6.3	0.49	70	0.93	18.5	-62	0.3	" " "
1431	12.00	140	6.3	0.55	85	0.93	16.2	-75	0.3	" " "
1436	12.55	100	6.3	0.56	70	0.00	15.9	-80	0.3	" " "
1441	13.15	100	6.3	0.57	65	0.35	16.2	-86	0.3	" " "
1446		100	6.4	0.61	60	0.00	16.5	-95	0.3	" " "
1451		100	6.4	0.62	60	0.00	16.1	-97	0.3	" " "
1456		100	6.4	0.61	60	0.00	16.0	-100	0.3	" " "

← Well Parameter Stabilize →
← Sampling Begins →

SIGNATURE(S): [signature]

PAGE 2 OF 2

Tetra Tech NUS, Inc.

GROUNDWATER SAMPLE LOG SHEET

Project Site Name: Martin State Airport
Project No.: 112SC01660

Sample ID No.: DMW-18I-09-208
Sample Location: DMW-18I
Sampled By: MP
C.O.C. No.:

[] Domestic Well Data
[X] Monitoring Well Data
[] Other Well Type:
[] QA Sample Type:

Type of Sample:
[] Low Concentration
[] High Concentration

SAMPLING DATA:

	Color	pH	S.C.	Temp.	Turbidity	DO	Salinity	Other
Date: 9-2-08	(Visual)	(S.U.)	(mS/cm)	(^{0}C)	(NTU)	(mg/l)	(%)	ORP
Time: 1047								
Method: ~~Bailer~~ Geo pump	Cloudy	5.5	0.26	14.0	>999	0.00	0.1	62

PURGE DATA:

	Volume	pH	S.C.	Temp.	Turbidity	DO	Salinity	Other
Date: 9-2-08								
Method: Geo pump								
Monitor Reading (ppm): 0.0								
Well Casing Diameter & Material		See Low Flow Purge						
Type: 2" PVC								
Total Well Depth (TD):			Data	Sheet				
Static Water Level (WL): 8.20								
One Casing Volume(gal/L):								
Start Purge (hrs): 0955								
End Purge (hrs): 1042								
Total Purge Time (min): 47								
Total Vol. Purged (gal/L): 3.5								

SAMPLE COLLECTION INFORMATION:

Analysis	Preservative	Container Requirements	Collected
VOCs	HCl	3 - 40 ml vials	✓
TAL metals	HNO3	1 - 500 ml Poly	✓
Diss metals	HNO3	1 - 500 ml Poly	✓
1,4 Dioxane	ICE	2 - 1L Ambers	✓
Hex Chrom	ICE	1 - 250 ml Poly	✓
pH + Alkalinity	ICE	1 - 500 ml Poly	✓
COD	H2SO4	1 - 250 ml Amber	✓
TOC	H2SO4	3 - 40 ml vials	✓

OBSERVATIONS / NOTES:

Circle if Applicable:

MS/MSD

Duplicate ID No.:

Signature(s):

LOW FLOW PURGE DATA SHEET

PROJECT SITE NAME: Martin State Airport
PROJECT NUMBER: 1128C01660

WELL ID.: DMW-18I-092208
DATE: 9.2.08

Time (Hrs.)	Water Level (Ft. below TOC)	Flow (mL/Min.)	pH (S.U.)	S. Cond. S/m (mS/cm)	Turb. (NTU)	DO (mg/L)	Temp. (Celcius)	ORP mV	Salinity % or ppt	Comments
0955	8.20	—	—	—	—	—	—	—	—	Initial, no odor
0957	8.25	240	5.5	0.25	>999	1.69	14.5	141	0.1	Cloudy water
1002	8.25	↓	5.5	0.25	>999	0.00	14.1	72	0.1	" " "
1007	8.25		5.5	0.25	>999	0.00	14.1	59	0.1	" " "
1012	8.25		5.5	0.25	>999	0.00	14.0	53	0.1	" " "
1017	8.25		5.6	0.24	>999	0.00	14.0	52	0.1	" " "
1022	8.25		5.6	0.24	>999	0.00	14.0	53	0.1	" " "
1027	8.25		5.5	0.25	>999	0.00	14.0	55	0.1	" " "
1032	8.25		5.5	0.26	>999	0.00	14.0	57	0.1	" " "
1037	8.25		5.5	0.26	>999	0.00	14.0	60	0.1	" " "
1042	8.25		5.5	0.26	>999	0.00	14.0	62	0.1	

SIGNATURE(S): Wade

Tetra Tech NUS, Inc.

GROUNDWATER SAMPLE LOG SHEET

Project Site Name: Martin State Airport
Project No.: 112SC01660

Sample ID No.: Pmw-180-090209
Sample Location: Pmw-18D
Sampled By: MP
C.O.C. No.:

[] Domestic Well Data
[X] Monitoring Well Data
[] Other Well Type:
[] QA Sample Type:

Type of Sample:
[] Low Concentration
[] High Concentration

SAMPLING DATA:

	Color	pH	S.C. (mS/cm)	Temp.	Turbidity	DO	Salinity	Other
Date: 9-2-09	(Visual)	(S.U.)		(^{0}C)	(NTU)	(mg/l)	(%)	ORP
Time: 1205								
Method: Geo pump	Slightly	5.1	23	14.3	15	0.00	0.0	99

PURGE DATA:

	Volume	pH	S.C.	Temp.	Turbidity	DO	Salinity	Other
Date: 9-2-09								
Method: Geo pump								
Monitor Reading (ppm): 0.0								
Well Casing Diameter & Material Type: 2" PVC			See	Low	Flow	Purge		
Total Well Depth (TD):								
Static Water Level (WL): 8.30			Data	Sheet				
One Casing Volume(gal/L):								
Start Purge (hrs): 1116								
End Purge (hrs): 1203								
Total Purge Time (min): 47								
Total Vol. Purged (gal/L): 3.0								

SAMPLE COLLECTION INFORMATION:

Analysis	Preservative	Container Requirements	Collected
VOCs	HCl	3 - 40 ml Vials	✓
TAL metals	HNO3	1 - 500 ml Poly	✓
Diss Metals	HNO3	1 - 500 ml Poly	✓
1,4 Dioxane	ICE	2 - 1L Ambers	✓
Hex Chrom	ICE	1 - 250 ml Poly	✓
pH & Alkalinity	ICE	1 - 500 ml Poly	✓
COD	H2SO4	1 - 250 ml Ambers	✓
TOC	H2SO4	3 - 40 ml Vials	✓

OBSERVATIONS / NOTES:

Circle if Applicable:

MS/MSD | Duplicate ID No.:

Signature(s):

LOW FLOW PURGE DATA SHEET

PROJECT SITE NAME: Martin State Airport
PROJECT NUMBER: 112IC01660
WELL ID.: PMW-18D-090208
DATE: 9-2-08

Time (Hrs.)	Water Level (Ft. below TOC)	Flow (mL/Min.)	pH (S.U.)	S. Cond. (~~mS/cm~~ mS/m)	Turb. (NTU)	DO (mg/L)	Temp. (Celcius)	ORP mV	Salinity % or ppt	Comments
1116	8.30	—	—	—	—	—	—	—	—	Initial, no odor
1118	8.60		6.4	19	>999	0.15	14.8	-31	0.0	Cloudy water
1123	8.60		5.7	~~19~~ 26	>999	0.00	14.6	27	0.0	" " "
1128	8.60		5.0	25	170	0.00	14.5	78	0.0	" " "
1133	8.60		5.0	20	50	0.00	14.6	82	0.0	Slightly Cloudy
1138	8.60		5.2	20	23	0.00	14.6	77	0.0	" " "
1143	8.60		5.2	19	14	0.00	14.4	80	0.0	" " "
1148	8.60		5.1	21	13	0.00	14.3	87	0.0	" " "
1153	8.60		5.1	23	14	0.00	14.3	92	0.0	" " "
1158	8.60		5.1	22	15	0.00	14.3	96	0.0	" " "
1203	8.60		5.1	23	15	0.00	14.3	99	0.0	" " "
	←			Well parameter Stabilize					→	
	←			Sampling Begins					→	

SIGNATURE(S): Walt

PAGE 2 OF 2

Tetra Tech NUS, Inc.

GROUNDWATER SAMPLE LOG SHEET

Project Site Name: Martin State Airport
Project No.: 112

[] Domestic Well Data
[X] Monitoring Well Data
[] Other Well Type:
[] QA Sample Type:

Sample ID No.: MSA-MW19I080708
Sample Location: MW19I
Sampled By: MP
C.O.C. No.:
Type of Sample:
[] Low Concentration
[] High Concentration

SAMPLING DATA:

	Color (Visual)	pH (S.U.)	S.C. (mS/cm)	Temp. (^{0}C)	Turbidity (NTU)	DO (mg/l)	Salinity (%)	Other
Date: 8-7-08								
Time: 1146								ORP
Method: Geo pump	Clear	6.1	0.13	15.2	6.5	0.00	0.1	-91

PURGE DATA:

	Volume	pH	S.C.	Temp.	Turbidity	DO	Salinity	Other
Date: 8-7-08								
Method: Geo pump								
Monitor Reading (ppm): 0.0								
Well Casing Diameter & Material								
Type: 2" PVC			See	Low	Flow	Purge		
Total Well Depth (TD):								
Static Water Level (WL): 6.55				Data	sheet			
One Casing Volume(gal/L):								
Start Purge (hrs): 1055								
End Purge (hrs): 1141								
Total Purge Time (min): 46								
Total Vol. Purged (gal/L): 4.0								

SAMPLE COLLECTION INFORMATION:

Analysis	Preservative	Container Requirements	Collected
VOCs	HCl	3 - 40 ml vials	✓
TAL metals	HNO3	1 - 500 ml Poly	✓
Diss metals	HNO3	1 - 500 ml Poly	✓
1,4 Dioxane	ICE	2 - 1L Ambers	✓
Hex Chrome	ICE	1 - 250 ml Poly	✓

OBSERVATIONS / NOTES:

Circle if Applicable:

MS/MSD

Duplicate ID No.:

Signature(s): [signature]

LOW FLOW PURGE DATA SHEET

PROJECT SITE NAME: Myrtle Beach State Airport
PROJECT NUMBER:

WELL ID.: MSA-MW19I-080708
DATE: 8-7-08

Time (Hrs.)	Water Level (Ft. below TOC)	Flow (mL/Min.)	pH (S.U.)	S. Cond. (mS/cm)	Turb. (NTU)	DO (mg/L)	Temp. (Celcius)	ORP mV	Salinity % or ppt	Comments
1055	6.55	—	—	—	—	—	—	—	—	Initial, no reading
1056	7.10	300	6.2	0.11	90	0.00	15.2	-79	0.0	Slightly cloudy
1101	7.30	300	6.0	0.11	13	0.00	15.4	-91	0.0	" "
1106	7.10	230	5.9	0.11	11	0.00	15.3	-95	0.0	" "
1111	7.10	230	6.0	0.11	11	0.00	14.9	-100	0.0	" "
1116	7.10	230	6.0	0.11	10	0.00	14.9	-104	0.1	Clear water
1121	7.10	230	6.1	0.12	10	0.00	14.9	-97	0.1	" "
1126	7.10	230	6.1	0.12	10	0.00	14.8	-93	0.1	" "
1131	7.10	230	6.1	0.13	8.4	0.00	14.7	-92	0.1	" "
1136	7.10	230	6.1	0.13	6.6	0.00	15.0	-92	0.1	" "
1141	7.10	230	6.1	0.13	6.5	0.00	15.2	-91	0.1	" "
			Well Parameters Stabilized							
			Sampling Begins							

SIGNATURE(S): Wake & Pe

Tetra Tech NUS, Inc.

GROUNDWATER SAMPLE LOG SHEET

Project Site Name: Martin State Airport
Project No.:

[] Domestic Well Data
[X] Monitoring Well Data
[] Other Well Type:
[] QA Sample Type:

Sample ID No.: MSA-MW19D-080708
Sample Location: MW19D
Sampled By: WP
C.O.C. No.:
Type of Sample:
[] Low Concentration
[] High Concentration

SAMPLING DATA:

	Color	pH	S.C.	Temp.	Turbidity	DO	Salinity	Other
Date: 8-7-08	(Visual)	(S.U.)	(mS/cm)	(^{0}C)	(NTU)	(mg/l)	(%)	ORP
Time: 1414								
Method: Geo pump	Clear	5.6	95	15.5	2.0	0.00	0.0	-6

PURGE DATA:

	Volume	pH	S.C.	Temp.	Turbidity	DO	Salinity	Other
Date: 8-7-08								
Method: Geo Pump								
Monitor Reading (ppm): 0.0								
Well Casing Diameter & Material Type: 2" PVC		See Low Flow Purge Data Sheet						
Total Well Depth (TD):								
Static Water Level (WL): 6.35								
One Casing Volume(gal/L):								
Start Purge (hrs): 1318								
End Purge (hrs): 1409								
Total Purge Time (min): 51								
Total Vol. Purged (gal/L): 4.0								

SAMPLE COLLECTION INFORMATION:

Analysis	Preservative	Container Requirements	Collected
VOCs	HCl	3 - 40 ml Vials	✓
TAL metals	HNO3	1 - 500 ml Poly	✓
Diss metals	HNO3	1 - 500 ml Poly	✓
1,4 Dioxane	ICE	2 - 1L Ambers	✓
Hex Chrome	ICE	1 - 250 ml Poly	✓

OBSERVATIONS / NOTES:

Circle if Applicable:

MS/MSD

Duplicate ID No.:

Signature(s):

LOW FLOW PURGE DATA SHEET

PROJECT SITE NAME: Minot State Airport
PROJECT NUMBER:

WELL ID.: MSA-mw190-080708
DATE: 8-7-08

Time (Hrs.)	Water Level (Ft. below TOC)	Flow (mL/Min.)	pH (S.U.)	S. Cond. (mS/cm)	Turb. (NTU)	DO (mg/L)	Temp. (Celcius)	ORP mV	Salinity % or ppt	Comments
1318	6.35	—	—	—	—	—	—	—	—	
1319	6.40	230	5.7	80	31	0.15	16.3	-10	0.0	Initial, no odor
1324	6.40	230	5.3	84	23	0.00	15.9	19	0.0	Slightly cloudy
1329	6.40	230	5.1	84	8.1	0.00	15.6	33	0.0	" " "
1334	6.40	230	5.1	80	3.2	0.00	15.6	31	0.0	Clear water
1339	6.40	230	5.3	80	3.3	0.00	15.6	19	0.0	" " "
1344	6.40	230	5.4	81	2.7	0.00	15.6	12	0.0	" " "
1349	6.40	230	5.5	84	2.2	0.00	15.7	5	0.0	" " "
1354	6.40	230	5.6	91	1.5	0.00	15.5	-2	0.0	" " "
1359	6.40	230	5.6	94	1.8	0.00	15.5	-3	0.0	" " "
1404	6.40	230	5.6	96	2.0	0.00	15.7	-6	0.0	" " "
1409	6.40	230	5.6	95	2.0	0.00	15.5	-6	0.0	" " "
			well parameters stabilized							
			Sampling Begins							

SIGNATURE(S): [signature]

Tetra Tech NUS, Inc.

GROUNDWATER SAMPLE LOG SHEET

Project Site Name: Martin State Airport
Project No.:

[] Domestic Well Data
[X] Monitoring Well Data
[] Other Well Type:
[] QA Sample Type:

Sample ID No.: MSA-MW20S-080606
Sample Location: MW20S
Sampled By: LP
C.O.C. No.:
Type of Sample:
[] Low Concentration
[] High Concentration

SAMPLING DATA:

	Color	pH	S.C.	Temp.	Turbidity	DO	Salinity	Other
Date: 8-6-08	(Visual)	(S.U.)	(mS/cm)	(^{0}C)	(NTU)	(mg/l)	(%)	ORP
Time: 1115	Clear	5.9	0.22	16.4	7.5	0.00	0.1	-108
Method: Geo pump								

PURGE DATA:

	Volume	pH	S.C.	Temp.	Turbidity	DO	Salinity	Other
Date: 8-6-08								
Method: Geo pump								
Monitor Reading (ppm): 0.0								
Well Casing Diameter & Material Type: 2" PVC		See Low Flow Purge Data sheet						
Total Well Depth (TD):								
Static Water Level (WL): 10.25								
One Casing Volume(gal/L):								
Start Purge (hrs): 1014								
End Purge (hrs): 1110								
Total Purge Time (min): 56								
Total Vol. Purged (gal/L): 3.5								

SAMPLE COLLECTION INFORMATION:

Analysis	Preservative	Container Requirements	Collected
VOCs	HCl	3 - 40 ml Vials	✓
TAL metals	HNO3	1 - 500 ml Poly	✓
D.ss metals	HNO3	1 - 500 ml Poly	✓
1,4 Dioxane	ICE	2 - 1L Ambers	✓
Hex Chrome	ICE	1 - 125 ml Poly	✓

OBSERVATIONS / NOTES:

Circle if Applicable:

MS/MSD

Duplicate ID No.:

Signature(s):

Wallace

LOW FLOW PURGE DATA SHEET

PROJECT SITE NAME: Martin State Airport
PROJECT NUMBER:

WELL ID.: MSA-mw20s-080508
DATE: 8.6.08

Time (Hrs.)	Water Level (Ft. below TOC)	Flow (mL/Min.)	pH (S.U.)	S. Cond. (mS/cm)	Turb. (NTU)	DO (mg/L)	Temp. (Celcius)	ORP mV	Salinity % or ppt	Comments
1014	10.25	—	—	—	—	—	—	—	—	Initial / no odor
1015	10.40	220	5.9	0.23	>999	0.06	17.0	-72	0.1	Gray water
1020	10.40	220	5.8	0.22	>999	0.00	16.5	-77	0.1	Cloudy water
1025	10.40	220	5.7	0.22	>999	0.00	16.3	-82	0.1	" " "
1030	10.40	220	5.8	0.22	34	0.00	16.5	-91	0.1	Slightly Cloudy
1035	10.40	220	5.9	0.22	130	0.00	16.4	-98	0.1	" " "
1040	10.40	220	5.9	0.22	85	0.00	16.5	-103	0.1	" " "
1045	10.40	220	5.9	0.22	16	0.00	16.5	-106	0.1	" " "
1050	10.40	220	5.9	0.22	14	0.00	16.4	-106	0.1	" " "
1055	10.40	220	5.9	0.22	13	0.00	16.2	-107	0.1	" " "
1100	10.40	220	5.9	0.22	7.3	0.00	16.3	-109	0.1	" " "
1105	10.40	220	5.9	0.22	7.8	0.00	16.4	-108	0.1	" " "
1110	10.40	220	5.9	0.22	7.5	0.00	16.4	-108	0.1	" " "
			well	parameters stabilized						
				Sampling Begins						

SIGNATURE(S): Na

Tetra Tech NUS, Inc.

GROUNDWATER SAMPLE LOG SHEET

Project Site Name: Martin State Airport
Project No.:

[] Domestic Well Data
[X] Monitoring Well Data
[] Other Well Type:
[] QA Sample Type:

Sample ID No.: MSA-MW 20I-080608
Sample Location: MW 20I
Sampled By: MP
C.O.C. No.:
Type of Sample:
[] Low Concentration
[] High Concentration

SAMPLING DATA:

Date: 8-6-08	Color	pH	S.C.	Temp.	Turbidity	DO	Salinity	Other
Time: 1232	(Visual)	(S.U.)	(mS/cm)	(^{0}C)	(NTU)	(mg/l)	(%)	ORP
Method: Geo pump	Slightly	5.9	0.13	16.2	15	0.00	0.1	-71

PURGE DATA:

Date: 8-6-08	Volume	pH	S.C.	Temp.	Turbidity	DO	Salinity	Other
Method: Geo pump								
Monitor Reading (ppm): 0.0								
Well Casing Diameter & Material Type: 2" PVC		See Low Flow Purge Data sheet						
Total Well Depth (TD):								
Static Water Level (WL): 10.20								
One Casing Volume(gal/L):								
Start Purge (hrs): 1140								
End Purge (hrs): 1227								
Total Purge Time (min): 47								
Total Vol. Purged (gal/L):								

SAMPLE COLLECTION INFORMATION:

Analysis	Preservative	Container Requirements	Collected
VOCs	HCl	3 - 40 ml Vials	
TAL metals	HNO3	1 - 500 ml Poly	
Diss metals	HNO3	1 - 500 ml Poly	
1,4 Dioxane	ICE	2 - 1L Ambers	
Hex Chrome	ICE	1 - 250 ml Poly	

OBSERVATIONS / NOTES:

Circle if Applicable:

MS/MSD

Duplicate ID No.:

Signature(s):

LOW FLOW PURGE DATA SHEET

PROJECT SITE NAME: Mastic State Airport
PROJECT NUMBER:

WELL ID.: MSA-MW 20I-080608
DATE: 8-6-08

Time (Hrs.)	Water Level (Ft. below TOC)	Flow (mL/Min.)	pH (S.U.)	S. Cond. (mS/cm)	Turb. (NTU)	DO (mg/L)	Temp. (Celcius)	ORP mV	Salinity % or ppt	Comments
1140	10.20	—	—	—	—	—	—	—	—	Initial, no odor
1142	10.30	300	6.7	79	>999	5.74	17.6	-40	0.0	Cloudy water
1147	10.25	300	5.6	0.13	140	0.00	15.9	-29	0.1	Slightly Cloudy
1152	10.25	300	5.6	0.12	20	0.00	16.0	-36	0.1	" " "
1157	10.25	300	5.7	0.12	39	0.00	16.2	-46	0.1	" " "
1202	10.25	300	5.7	0.13	30	0.00	16.2	-52	0.1	" " "
1207	10.25	300	5.8	0.13	24	0.00	16.2	-58	0.1	" " "
1212	10.25	300	5.9	0.13	24	0.00	16.2	-64	0.1	" " "
1217	10.25	300	5.9	0.13	16	0.00	16.2	-67	0.1	" " "
1222	10.25	300	5.9	0.13	15	0.00	16.2	-69	0.1	" " "
1227	10.25	300	5.9	0.13	15	0.00	16.2	-71	0.1	" " "
			well parameters stabilize							
			Sampling Exits							

SIGNATURE(S):

Tetra Tech NUS, Inc.

GROUNDWATER SAMPLE LOG SHEET

Project Site Name: Martin State Airport
Project No.: 112Ic01658

Sample ID No.: MSA-MW20D-080608
Sample Location: MW20D
Sampled By: MP
C.O.C. No.:
Type of Sample:
[] Low Concentration
[] High Concentration

[] Domestic Well Data
[X] Monitoring Well Data
[] Other Well Type:
[] QA Sample Type:

SAMPLING DATA:

	Color	pH	S.C.	Temp.	Turbidity	DO	Salinity	Other
Date: 8-6-08	(Visual)	(S.U.)	(mS/cm)	(^{0}C)	(NTU)	(mg/l)	(%)	ORP
Time: 1507								
Method: Geo pump	Clear	4.6	47	15.9	1.2	0.00	0.0	135

PURGE DATA:

	Volume	pH	S.C.	Temp.	Turbidity	DO	Salinity	Other
Date: 8-6-08								
Method: Geo pump								
Monitor Reading (ppm): 0.0								
Well Casing Diameter & Material Type: 2" PVC		See Low Flow Purge Data Sheet						
Total Well Depth (TD):								
Static Water Level (WL): 10.60								
One Casing Volume(gal/L):								
Start Purge (hrs): 1416								
End Purge (hrs): 1502								
Total Purge Time (min): 46								
Total Vol. Purged (gal/l): 8.0								

SAMPLE COLLECTION INFORMATION:

Analysis	Preservative	Container Requirements	Collected
VOCs	HCl	3 - 40ml vials	✓
TAL metals	HNO3	1 - 500 ml Poly	✓
Diss metals	HNO3	1 - 500 ml Poly	✓
1,4 Dioxane	Ice	2 - 1L Ambers	✓
Hex Chrome	Ice	1 - 250 ml Poly	✓

OBSERVATIONS / NOTES:

Circle if Applicable:

MS/MSD

Duplicate ID No.:

Signature(s):

LOW FLOW PURGE DATA SHEET

PROJECT SITE NAME: Martin State Airport — WELL ID.: MSA-MW 20D-080608
PROJECT NUMBER: — DATE: 8-6-08

Time (Hrs.)	Water Level (Ft. below TOC)	Flow (mL/Min.)	pH (S.U.)	S. Cond. (mS/cm)	Turb. (NTU)	DO (mg/L)	Temp. (Celcius)	ORP mV	Salinity % or ppt	Comments
1416	10.60	—	—	—	—	—	—	—	—	Initial, no odor
1417	10.60	300	5.8	41	27	6.28	18.6	136	0.0	Slightly cloudy
1422	10.60	300	5.3	41	15	3.48	16.7	171	0.0	" " "
1427	10.60	300	5.2	40	16	2.42	16.1	188	0.0	" " "
1432	10.60	300	5.1	41	7.0	0.92	15.9	194	0.0	Clear water
1437	10.60	300	5.0	41	3.4	0.75	15.0	164	0.0	" " "
1442	10.60	300	4.6	47	2.0	0.00	15.7	135	0.0	" " "
1447	10.60	300	4.5	49	1.1	0.00	15.8	137	0.0	" " "
1452	10.60	300	4.5	49	1.1	0.00	16.1	137	0.0	" " "
1457	10.60	300	4.6	48	1.3	0.00	15.7	136	0.0	" " "
1502	10.60	300	4.6	47	1.2	0.00	15.9	135	0.0	" " "
	←	—	Well Parameters Stabilize				—	—	→	
	←	—	Sampling Begins				—	—	→	

SIGNATURE(S): [signature]

Tetra Tech NUS, Inc.

GROUNDWATER SAMPLE LOG SHEET

Project Site Name: MSA
Project No.:

[] Domestic Well Data
[X] Monitoring Well Data
[] Other Well Type:
[] QA Sample Type:

Sample ID No.: MSA-DMW21I-080808
Sample Location: MSA-Gate14
Sampled By: DLM
C.O.C. No.:
Type of Sample:
[] Low Concentration
[] High Concentration

SAMPLING DATA:

	Color	pH	S.C.	Temp.	Turbidity	DO	Salinity	Other
Date: 8/8/08	(Visual)	(S.U.)	(mS/cm)	(^{0}C)	(NTU)	(mg/l)	(%)	ORP
Time: 1015	—	6.56	0.151	15.9	3.9	7.14	0.1	-104
Method: Low Flow Pump								

PURGE DATA:

	Volume	pH	S.C.	Temp.	Turbidity	DO	Salinity	Other
Date: 8/8/08								
Method: Low Flow Pump								
Monitor Reading (ppm): N/A								
Well Casing Diameter & Material Type: 2" PVC								
Total Well Depth (TD): 39.52								
Static Water Level (WL): 8.55								
One Casing Volume(gal/L): 5.3gal								
Start Purge (hrs): 0927								
End Purge (hrs): 1033								
Total Purge Time (min): 66min								
Total Vol. Purged (gal/L): 3.5gal								

SAMPLE COLLECTION INFORMATION:

Analysis	Preservative	Container Requirements	Collected
VOCs	HCl	3-40mL viles	8/8/08
Total Metals	HNO_3	1-500mL plastic bottle	8/8/08
Dissolved Metals	HNO_3	1-500mL plastic bottle	8/8/08
1,4-Dioxane	—	2-34oz amber glass bottles	8/8/08
Hex. Chrom	—		8/8/08

OBSERVATIONS / NOTES:

- Very Strong Sulfer Smell

Circle if Applicable:

MS/MSD	Duplicate ID No.:

Signature(s): Dawn L. Machey

LOW FLOW PURGE DATA SHEET

PROJECT SITE NAME: MSA
PROJECT NUMBER:

WELL ID.: MSA-DMW21I-080808
DATE: 8/8/08

Time (Hrs.)	Water Level (Ft. below TOC)	Flow (mL/Min.)	pH (S.U.)	S. Cond. (mS/cm)	Turb. (NTU)	DO (mg/L)	Temp. (Celcius)	ORP mV	Salinity % or ppt	Comments
0927	8.55	—	—	—	—	—	—	—	—	Static WL; Start Purge
0930	8.59	200	6.49	0.149	30	11.39	16.1	-116	0.1	Black, H2O
0935	8.60	200	6.55	0.151	20	8.36	15.9	-107	0.1	
0940	8.60	200	6.55	0.152	13	13.44	15.8	-104	0.1	
0945	8.60	200	6.55	0.152	10	14.68	15.7	-103	0.1	
0950	8.60	200	6.56	0.152	8.4	12.45	15.8	-103	0.1	
0955	8.60	200	6.55	0.151	6.0	11.30	15.9	-103	0.1	
1000	8.60	200	6.56	0.152	5.4	9.64	15.8	-104	0.1	
1005	8.60	200	6.56	0.151	4.8	7.83	15.9	-104	0.1	
1010	8.60	200	6.56	0.152	4.0	7.16	15.9	-104	0.1	
1015	8.60	200	6.56	0.151	3.9	7.14	15.9	-104	0.1	Sample
1033	8.60	—	—	—	—	—	—	—	—	Final WL; End Purge

SIGNATURE(S): Dawn S. Mackey

Tetra Tech NUS, Inc.

GROUNDWATER SAMPLE LOG SHEET

Page___ of ___

Project Site Name: MSA
Project No.:

[] Domestic Well Data
[X] Monitoring Well Data
[] Other Well Type:
[] QA Sample Type:

Sample ID No.: MSA-DMW21D-08/08/0
Sample Location: ~~8/8/08~~ Gate 14
Sampled By: DLM
C.O.C. No.:
Type of Sample:
[] Low Concentration
[] High Concentration

SAMPLING DATA:

	Color (Visual)	pH (S.U.)	S.C. (mS/cm)	Temp. (^{0}C)	Turbidity (NTU)	DO (mg/l)	Salinity (%)	Other
Date: 8/8/08								
Time: 1205								ORP
Method: Low Flow Pump	Clear	6.10	16.3	16.1	28	5.06	0.0	-20

PURGE DATA:

	Volume	pH	S.C.	Temp.	Turbidity	DO	Salinity	Other
Date: 8/8/08								
Method: Low Flow Pump								
Monitor Reading (ppm): N/A								
Well Casing Diameter & Material								
Type: 2" PVC								
Total Well Depth (TD): 79.2'								
Static Water Level (WL): 8.85'								
One Casing Volume(gal/L): 11.96								
Start Purge (hrs): 1039								
End Purge (hrs): 1223								
Total Purge Time (min): 104 min								
Total Vol. Purged (gal/L): 6.75 gal								

SAMPLE COLLECTION INFORMATION:

Analysis	Preservative	Container Requirements	Collected
VOCs	HCl	3-40mL viles	8/8/08
Total Metals	HNO_3	1-500mL plastic bottle	8/8/08
Dissolved Metals	HNO_3	1-500mL plastic bottle	8/8/08
1,4-Dioxane	—	2-34oz amber glass bottles	8/8/08
Hex. Chrom.	—		8/8/08

OBSERVATIONS / NOTES:

Circle if Applicable:

MS/MSD	Duplicate ID No.:

Signature(s): Dawn L. Martinez

LOW FLOW PURGE DATA SHEET

PROJECT SITE NAME: MSA
PROJECT NUMBER:

WELL ID.: MSA-DMW21D-080808
DATE: 8/8/08

Time (Hrs.)	Water Level (Ft. below TOC)	Flow (mL/Min.)	pH (S.U.)	S. Cond. (mS/cm)	Turb. (NTU)	DO (mg/L)	Temp. (Celcius)	ORP mV	Salinity % or ppt	Comments
1039	8.85'	—	—	—	—	—	—	—	—	Static WL; Start Purge
1042	9.08'	300	5.94	17.0	1000	10.20	16.1	24	0.0	White H2O
1045	9.08'	300	5.33	16.2	700	10.30	16.0	49	0.0	
1050	9.08'	300	5.28	16.0	Error	8.77	16.0	41	0.0	
1055	9.06'	300	5.34	16.1	Error	6.28	16.2	34	0.0	
1100	9.05	300	5.35	16.2	1000	6.08	16.0	31	0.0	
1105	9.06	300	5.41	16.5	550	5.76	16.0	25	0.0	
1110	9.07	300	5.41	16.6	400	5.71	15.9	24	0.0	
1115	9.06	300	5.47	16.5	260	5.55	16.2	21	0.0	
1120	9.05	300	5.52	16.5	160	5.51	16.1	16	0.0	
1125	—	—	—	—	—	—	—	—	—	
1130	9.05	300	5.82	16.3	70	5.37	16.1	-1	0.0	
1135	9.05	300	5.93	16.1	50	5.30	16.1	-6	0.0	
1140	9.05	300	6.00	16.2	40	5.25	16.1	-12	0.0	5gal purged
1145	9.05	300	6.04	16.2	38	5.23	16.2	-14	0.0	
1150	9.05	300	6.06	16.2	31	5.18	16.1	-17	0.0	
1155	9.05	300	6.06	16.3	31	5.15	16.2	-19	0.0	
1200	9.05	300	6.08	16.4	27	5.14	16.0	-19	0.0	
1205	9.05	300	6.10	16.3	28	5.06	16.1	-20	0.0	Sample
1223	9.05	—	—	—	—	—	—	—	—	Final WL; End Purge

SIGNATURE(S):

Tetra Tech NUS, Inc.

GROUNDWATER SAMPLE LOG SHEET

Project Site Name: MSA
Project No.:

[] Domestic Well Data
[X] Monitoring Well Data
[] Other Well Type:
[] QA Sample Type:

Sample ID No.: MSA - MW22I - 081808
Sample Location: MSA
Sampled By: DLM
C.O.C. No.:
Type of Sample:
[] Low Concentration
[] High Concentration

SAMPLING DATA:

Date: 8/18/08	Color	pH	S.C.	Temp.	Turbidity	DO	Salinity	Other
Time: 1530	(Visual)	(S.U.)	(mS/cm)	(^{0}C)	(NTU)	(mg/l)	(%)	ORP
Method: Low Flow Pump	—	6.30	17.3	17.1	100	4.39	0.0	-94

PURGE DATA:

Date: 8/18/08	Volume	pH	S.C.	Temp.	Turbidity	DO	Salinity	Other
Method: Low Flow Pump								
Monitor Reading (ppm): N/A								
Well Casing Diameter & Material Type: 2" PVC								
Total Well Depth (TD): 39.72'								
Static Water Level (WL): 8.53'								
One Casing Volume(gal/L): 5.3gal								
Start Purge (hrs): 1433								
End Purge (hrs): 1554								
Total Purge Time (min): 81 mm								
Total Vol. Purged (gal/L): ~3gal								

SAMPLE COLLECTION INFORMATION:

Analysis	Preservative	Container Requirements	Collected
VOCs	HCl	3-40mL vials	8/18/08
TCD Metals	HNO_3	2-500mL plastic bottles	↓
1,4-Dioxane	—	2-34oz amber glass bottles	
Hex. Chrom.		1-250mL plastic bottle	↓

OBSERVATIONS / NOTES:

Circle if Applicable:

MS/MSD	Duplicate ID No.:

Signature(s):

LOW FLOW PURGE DATA SHEET

PROJECT SITE NAME: MSA
PROJECT NUMBER:

WELL ID.: MSA-MW32I-081808
DATE: 8/18/08

Time (Hrs.)	Water Level (Ft. below TOC)	Flow (mL/Min.)	pH (S.U.)	S. Cond. (mS/cm)	Turb. (NTU)	DO (mg/L)	Temp. (Celcius)	ORP mV	Salinity % or ppt	Comments
1433	8.53'	—	—	—	—	—	—	—	—	Static WL; Start Purge
1435	10.06	280	6.50	17.0	800	13.82	18.5	-79	0.0	white cloudy H2O
1440	10.63	280	6.51	16.8	350	9.23	17.8	-84	0.0	
1445	12.05	200	6.44	16.7	180	6.52	17.0	-91	0.0	
1450	13.0	200	6.42	16.7	220	5.68	17.0	-93	0.0	
1455	13.75	200	6.39	16.7	230	5.32	16.7	-93	0.0	
1500	14.43	200	6.37	16.9	230	5.08	16.6	-94	0.0	
1505	15.31	200	6.34	16.8	210	4.74	16.8	-94	0.0	
1510	16.01	200	6.34	16.8	180	4.56	16.9	-96	0.0	
1515	16.49	200	6.33	17.0	150	4.49	17.0	-95	0.0	
1520	17.10	200	6.32	17.1	130	4.44	17.0	-94	0.0	
1525	17.61	200	6.31	17.2	110	4.41	17.0	-94	0.0	
1530	18.13	200	6.30	17.3	100	4.39	17.1	-94	0.0	
1554	20.36	—	—	—	—	—	—	—	—	Sample Final WL; End Purge

SIGNATURE(S):

PAGE___OF___

Tetra Tech NUS, Inc.

GROUNDWATER SAMPLE LOG SHEET

Project Site Name: MSA
Project No.:

Sample ID No.: MSA-MW22D-081908
Sample Location: MSA
Sampled By: DLM
C.O.C. No.:
Type of Sample:
[] Low Concentration
[] High Concentration

[] Domestic Well Data
[X] Monitoring Well Data
[] Other Well Type:
[] QA Sample Type:

SAMPLING DATA:

Date: 8/19/08	Color	pH	S.C.	Temp.	Turbidity	DO	Salinity	Other
Time: 1125	(Visual)	(S.U.)	(mS/cm)	(^{0}C)	(NTU)	(mg/l)	(%)	ORP
Method: Low Flow Pump	—	6.47	46.5	15.7	120	4.76	0.0	-83

PURGE DATA:

Date: 8/19/08	Volume	pH	S.C.	Temp.	Turbidity	DO	Salinity	Other
Method: Low Flow Pump								
Monitor Reading (ppm): N/A								
Well Casing Diameter & Material Type: 2" PVC								
Total Well Depth (TD): 79.34								
Static Water Level (WL): 9.16								
One Casing Volume(gal/L): 11.93								
Start Purge (hrs): 1028								
End Purge (hrs): 1143								
Total Purge Time (min): 75min								
Total Vol. Purged (gal/L): 4gal								

SAMPLE COLLECTION INFORMATION:

Analysis	Preservative	Container Requirements	Collected
VOCs	HCl	3-40mL viles	8/19/08
Total Metals	HNO_3	1-500mL plastic bottle	8/19/08
Dissolved Metals	HNO_3	1-500mL plastic bottle	8/19/08
1,4-Dioxane	—	2-3.4oz amber glass bottles	8/19/08
Hex. Chrom.	—	1-250mL plastic bottle	8/19/08

OBSERVATIONS / NOTES:

Circle if Applicable:

MS/MSD	Duplicate ID No.:

Signature(s):

Total Depth=79.34

LOW FLOW PURGE DATA SHEET

PROJECT SITE NAME: MSA
PROJECT NUMBER:
WELL ID.: MSA-MW28D-081908
DATE: 8/19/08

Time (Hrs.)	Water Level (Ft. below TOC)	Flow (mL/Min.)	pH (S.U.)	S. Cond. (mS/cm)	Turb. (NTU)	DO (mg/L)	Temp. (Celcius)	ORP mV	Salinity % or ppt	Comments
1028	9.16'	—	—	—	—	—	—	—	—	Static WL; Start Purge
1030	9.21'	280	6.85	55.9	Error	10.94	16.0	-126	0.0	
1035	9.22'	280	6.57	61.4	500	7.55	15.8	-98	0.0	
1040	9.22'	280	6.45	55.4	370	6.57	15.7	-89	0.0	
1045	9.22	280	6.53	51.1	310	11.78	15.5	-81	0.0	
1050	9.22	280	6.36	49.8	270	7.19	15.5	-80	0.0	
1055	9.22	280	6.37	49.0	240	6.17	15.4	-80	0.0	
1105	9.23	280	6.36	47.4	190	5.39	15.5	-76	0.0	
1110	9.23	280	6.37	47.1	180	5.16	15.6	-77	0.0	
1115	9.23	280	6.40	47.2	150	5.01	15.5	-78	0.0	
1120	9.23	280	6.42	46.7	130	4.91	15.6	-79	0.0	
1135	9.23	280	6.47	46.5	120	4.76	15.7	-82	0.0	Sample
1143	9.21	—	—	—	—	—	—	—	—	Final WL; End Purge

SIGNATURE(S):

PAGE___OF___

Tetra Tech NUS, Inc.

GROUNDWATER SAMPLE LOG SHEET

Project Site Name: MSA
Project No.:

[] Domestic Well Data
[X] Monitoring Well Data
[] Other Well Type:
[] QA Sample Type:

Sample ID No.: MSA-DMW23S-081108
Sample Location: MSA-Gate 14
Sampled By: DLM
C.O.C. No.:
Type of Sample:
[] Low Concentration
[] High Concentration

SAMPLING DATA:

Date: 8/11/08	Color	pH	S.C.	Temp.	Turbidity	DO	Salinity	Other
Time: 1618	(Visual)	(S.U.)	(mS/cm)	(^{0}C)	(NTU)	(mg/l)	(%)	ORP
Method: Low Flow Pump	Clear w/ black particles	7.29	0.136	15.5	9.2	6.38	0.1	-149

PURGE DATA:

Date: 8/11/08	Volume	pH	S.C.	Temp.	Turbidity	DO	Salinity	Other
Method: Low Flow Pump								
Monitor Reading (ppm): N/A								
Well Casing Diameter & Material Type: 2" PVC								
Total Well Depth (TD): 36.84'								
Static Water Level (WL): 7.70'								
One Casing Volume(gal/L): 3.25gal								
Start Purge (hrs): 1523								
End Purge (hrs): 1631								
Total Purge Time (min): 68min								
Total Vol. Purged (gal/L): 2.75gal								

SAMPLE COLLECTION INFORMATION:

Analysis	Preservative	Container Requirements	Collected
VOCs	HCl	3-40mL Viles	8/11/08
Total Metals	HNO_3	1-500mL Plastic bottle	8/11/08
Dissolved Metals	HNO_3	1-500mL Plastic bottle	8/11/08
1,4-Dioxane	—	2-3402 amber glass bottles	8/11/08
Hex. Chrom.	—	1-250mL Plastic bottle	8/11/08

OBSERVATIONS / NOTES:

- Black particles suspended in H_2O

Circle if Applicable:

MS/MSD	Duplicate ID No.:

Signature(s):

LOW FLOW PURGE DATA SHEET

PROJECT SITE NAME: MSA
PROJECT NUMBER:

WELL ID.: MSA-DMW23S-081108
DATE: 8/11/08

Time (Hrs.)	Water Level (Ft. below TOC)	Flow (mL/Min.)	pH (S.U.)	S. Cond. (mS/cm)	Turb. (NTU)	DO (mg/L)	Temp. (Celcius)	ORP mV	Salinity % or ppt	Comments
1523	7.71	—	—	—	—	—	—	—	—	Static WL; Start Purge
1525	7.73	240	7.11	0.137	65	16.77	16.1	-142	0.1	
1530	7.73	240	7.03	0.138	29	10.88	16.0	-142	0.1	
1535	7.73	240	7.03	0.138	28	9.15	15.9	-142	0.1	
1540	7.73	240	7.07	0.137	19	8.42	15.8	-143	0.1	
1545	7.73	240	7.13	0.138	16	7.39	15.7	-145	0.1	
1550	7.74	240	7.20	0.137	15	6.99	15.4	-147	0.1	
1555	7.74	240	7.25	0.137	13	6.67	15.7	-149	0.1	
1600	7.74	240	7.28	0.138	12	6.53	15.6	-149	0.1	
1605	7.74	240	7.30	0.137	10	6.39	15.6	-149	0.1	
1610	7.74	240	7.29	0.136	9.2	6.38	15.5	-149	0.1	Sample
1631	7.75	—	—	—	—	—	—	—	—	Final WL; End Purge

SIGNATURE(S): [signature]

PAGE___OF___

Tetra Tech NUS, Inc.

GROUNDWATER SAMPLE LOG SHEET

Project Site Name: MSA
Project No.:

Sample ID No.: MSA-MW23I-081808
Sample Location: MSA
Sampled By: DLM
C.O.C. No.:
Type of Sample:
[] Low Concentration
[] High Concentration

[] Domestic Well Data
[X] Monitoring Well Data
[] Other Well Type:
[] QA Sample Type:

SAMPLING DATA:

Date: 8/18/08	Color	pH	S.C.	Temp.	Turbidity	DO	Salinity	Other
Time: 1350	(Visual)	(S.U.)	(mS/cm)	(^{0}C)	(NTU)	(mg/l)	(%)	ORP
Method: Low Flow Pump	—	6.38	95.3	16.0	5.9	5.11	0.0	-67

PURGE DATA:

Date: 8/18/08	Volume	pH	S.C.	Temp.	Turbidity	DO	Salinity	Other
Method: Low Flow Pump								
Monitor Reading (ppm): N/A								
Well Casing Diameter & Material Type: 2" PVC								
Total Well Depth (TD): 49.25								
Static Water Level (WL): 7.97								
One Casing Volume(gal/L): 7.02								
Start Purge (hrs): 1258								
End Purge (hrs): 1406								
Total Purge Time (min): 68min								
Total Vol. Purged (gal/L): —								

SAMPLE COLLECTION INFORMATION:

Analysis	Preservative	Container Requirements	Collected
VOCs	HCl	3-40mL vials	8/18/08
T+D Metals	HNO_3	2-500mL plastic bottles	8/18/08
1,4-Dioxane	—	2-34oz amber glass bottles	8/18/08
Hex Chrom	—	1-250mL plastic bottle	8/18/08

OBSERVATIONS / NOTES:

Circle if Applicable:

MS/MSD	Duplicate ID No.:

Signature(s):

LOW FLOW PURGE DATA SHEET

PROJECT SITE NAME: MSA
PROJECT NUMBER:

WELL ID.: MSA-MW23I-081808
DATE: 8/18/08

Time (Hrs.)	Water Level (Ft. below TOC)	Flow (mL/Min.)	pH (S.U.)	S. Cond. (mS/cm)	Turb. (NTU)	DO (mg/L)	Temp. (Celcius)	ORP mV	Salinity % or ppt	Comments
1258	7.97'	—	—	—	—	—	—	—	—	Static WL; Start Purge
1300	8.05'	240	6.52	94.9	85	15.68	16.7	-42	0.0	
1310	8.06'	240	6.33	92.3	36	7.26	16.1	-46	0.0	
1315	8.06	240	6.35	92.1	19	6.45	16.1	-52	0.0	
1320	8.06'	240	6.37	93.1	14	5.95	16.0	-57	0.0	
1325	8.07	240	6.37	93.8	9.4	5.70	16.0	-59	0.0	
1335	8.06'	240	6.37	94.6	8.7	5.43	16.0	-62	0.0	
1340	8.06'	240	6.38	94.8	7.7	5.31	16.0	-64	0.0	
1345	8.07'	240	6.38	95.5	6.4	5.20	15.9	-66	0.0	
1350	8.07'	240	6.38	95.3	5.9	5.11	16.0	-67	0.0	Sample
1406	8.07'	—	—	—	—	—	—	—	—	Final WL; End Purge

SIGNATURE(S): [signature]

PAGE___OF___

Tetra Tech NUS, Inc.

GROUNDWATER SAMPLE LOG SHEET

Page___ of ___

Project Site Name: MSA
Project No.:

[] Domestic Well Data
[X] Monitoring Well Data
[] Other Well Type:
[] QA Sample Type:

Sample ID No.: MSA-MW23D-081808
Sample Location: MSA
Sampled By: DLM
C.O.C. No.:
Type of Sample:
[] Low Concentration
[] High Concentration

SAMPLING DATA:

	Color (Visual)	pH (S.U.)	S.C. (mS/cm)	Temp. (°C)	Turbidity (NTU)	DO (mg/l)	Salinity (%)	Other ORP
Date: 8/18/08								
Time: 1225								
Method: Low Flow Pump	—	6.24	30.0	16.3	5.6	5.45	0.0	-55

PURGE DATA:

	Volume	pH	S.C.	Temp.	Turbidity	DO	Salinity	Other
Date: 8/18/08								
Method: Low Flow-Pump								
Monitor Reading (ppm): N/A								
Well Casing Diameter & Material								
Type: 2" PVC								
Total Well Depth (TD): 85.8								
Static Water Level (WL): 8.35								
One Casing Volume(gal/L): 13.17								
Start Purge (hrs): 1049								
End Purge (hrs): 1243								
Total Purge Time (min): 113 min								
Total Vol. Purged (gal/L): 5.5 gal								

SAMPLE COLLECTION INFORMATION:

Analysis	Preservative	Container Requirements	Collected
VOCs	HCl	3-40mL viles	8/18/08
Total Metals	HNO_3	1-500mL plastic bottle	↓
Dissolved Metals	HNO_3	1-500mL plastic bottle	↓
1,4-Dioxane	—	2-34oz amber glass bottles	↓
Hex. Chrom	—	1-250mL plastic bottle	↓

OBSERVATIONS / NOTES:

-sulfur odor in H_2O

Circle if Applicable:

MS/MSD	Duplicate ID No.:

Signature(s): [signature]

LOW FLOW PURGE DATA SHEET

PROJECT SITE NAME: MSA
PROJECT NUMBER:

WELL ID.: MSA-MW23D-081808
DATE: 8/18/08

Time (Hrs.)	Water Level (Ft. below TOC)	Flow (mL/Min.)	pH (S.U.)	S. Cond. (mS/cm)	Turb. (NTU)	DO (mg/L)	Temp. (Celcius)	ORP mV	Salinity % or ppt	Comments
1049	8.35'	—	—	—	—	—	—	—	—	Static WL; Begin Purge
1053	8.37'	280	6.27	31.5	18	12.93	16.0	-21	0.0	
1100	8.37'	280	6.02	29.4	19	8.39	16.0	-15	0.0	
1105	8.36'	220	5.98	29.3	18	7.89	16.1	-15	0.0	
1110	8.36'	220	5.93	29.2	13	7.31	16.1	-16	0.0	
1115	8.37'	220	5.90	28.9	9.2	6.82	16.0	-16	0.0	
1120	8.37'	220	5.87	28.7	11	6.78	15.8	-16	0.0	
1125	8.37'	220	5.89	28.9	9.8	6.52	15.9	-21	0.0	
1130	8.38'	220	5.91	29.1	7.8	6.40	15.8	-25	0.0	
1135	8.38'	220	5.92	29.1	9.8	6.27	15.9	-25	0.0	
1140	8.38'	220	5.94	29.3	5.9	6.11	15.9	-27	0.0	
1145	8.38'	220	5.96	29.3	6.9	6.00	15.9	-31	0.0	
1150	8.39'	220	6.01	29.2	5.5	5.86	16.0	-34	0.0	
1155	8.39'	220	6.06	29.4	6.3	5.75	16.2	-38	0.0	
1200	8.39'	220	6.14	29.7	4.8	5.64	16.2	-46	0.0	
1205	8.39'	220	6.15	29.9	4.8	5.63	16.2	-47	0.0	
1210	8.39'	220	6.18	29.7	6.4	5.59	16.2	-48	0.0	
1215	8.39'	220	6.22	29.7	3.9	5.54	16.2	-52	0.0	
1220	8.39'	220	6.24	30.0	5.2	5.49	16.3	-53	0.0	
1225	8.39'	220	6.24	30.0	5.6	5.45	16.3	-55	0.0	Sample
1243	8.40	—	—	—	—	—	—	—	—	Final WL; End Purge

SIGNATURE(S):

PAGE___OF___

Tetra Tech NUS, Inc.

GROUNDWATER SAMPLE LOG SHEET

Project Site Name: MSA
Project No.: _____

[] Domestic Well Data
[X] Monitoring Well Data
[] Other Well Type: _____
[] QA Sample Type: _____

Sample ID No.: MSA-DMW245-08/108
Sample Location: MSA-Gate 14
Sampled By: DLM
C.O.C. No.: _____
Type of Sample:
[] Low Concentration
[] High Concentration

SAMPLING DATA:

Date: 8/11/08	Color	pH	S.C.	Temp.	Turbidity	DO	Salinity	Other
Time: 1320	(Visual)	(S.U.)	(mS/cm)	(^{0}C)	(NTU)	(mg/l)	(%)	ORP
Method: Low Flow Pump	Clear	4.06	0.214	15.5	4.3	6.93	0.1	197

PURGE DATA:

Date: 8/11/08	Volume	pH	S.C.	Temp.	Turbidity	DO	Salinity	Other
Method: Low Flow Pump								
Monitor Reading (ppm): N/A								
Well Casing Diameter & Material Type: 2" PVC								
Total Well Depth (TD): 24.98'								
Static Water Level (WL): 4.23								
One Casing Volume(gal/L): 3.53								
Start Purge (hrs): 1214								
End Purge (hrs): 1338								
Total Purge Time (min): 84 mins								
Total Vol. Purged (gal/L): 4gal								

SAMPLE COLLECTION INFORMATION:

Analysis	Preservative	Container Requirements	Collected
VOCs	HCl	3-40mL vials	8/11/08
Total Metals	HNO_3	1-500mL plastic bottle	8/11/08
Dissolved Metals	HNO_3	1-500mL plastic bottle	8/11/08
1,4-Dioxane	—	2-34oz amber glass bottle	8/11/08
Hex. Chrom	—	1-250mL plastic Bottle	8/11/08

OBSERVATIONS / NOTES:

Circle if Applicable:

MS/MSD	Duplicate ID No.:

Signature(s): Dawn L. Machin

LOW FLOW PURGE DATA SHEET

PROJECT SITE NAME: MSA
PROJECT NUMBER:

WELL ID.: MSA-DMW24S-081108
DATE: 8/11/08

Time (Hrs.)	Water Level (Ft. below TOC)	Flow (mL/Min.)	pH (S.U.)	S. Cond. (mS/cm)	Turb. (NTU)	DO (mg/L)	Temp. (Celcius)	ORP mV	Salinity % or ppt	Comments
1214	4.23'	—	—	—	—	—	—	—	—	Static WL; Start Purge
1220	4.60'	250	3.92	0.220	17	11.62	15.9	236	0.1	
1230	4.63'	250	4.01	0.221	16	7.91	15.6	218	0.1	
1235	4.63'	250	4.01	0.222	12	7.34	15.8	216	0.1	
1240	4.66	250	4.00	0.221	8.9	7.17	16.0	216	0.1	
1245	4.67	250	4.01	0.220	9.1	7.19	15.6	212	0.1	
1250	4.68	250	4.02	0.220	7.7	7.18	15.6	210	0.1	
1255	4.68	250	4.05	0.219	7.0	7.03	15.4	202	0.1	
1300	4.68	250	4.05	0.220	5.0	6.89	15.8	202	0.1	
1305	4.68	250	4.08	0.218	5.6	6.86	15.8	201	0.1	
1310	4.68	250	4.08	0.216	4.8	6.89	15.7	200	0.1	
1315	4.68	250	4.06	0.215	4.2	6.89	15.8	198	0.1	
1320	4.68	250	4.06	0.214	4.3	6.93	15.5	197	0.1	Sample
1338	4.66	—	—	—	—	—	—	—	—	Final WL; End Purge

SIGNATURE(S): [signature]

PAGE___OF___

350-6471
(F10)

Tetra Tech NUS, Inc.

GROUNDWATER SAMPLE LOG SHEET

Page ___ of ___

Project Site Name: MSA
Project No.: _____

[] Domestic Well Data
[X] Monitoring Well Data
[] Other Well Type: _____
[] QA Sample Type: _____

Sample ID No.: MSA-DMW3[illegible]-081108
Sample Location: MSA - Gate 14
Sampled By: DLM
C.O.C. No.: _____
Type of Sample:
[] Low Concentration
[] High Concentration

SAMPLING DATA:

Date: 8/11/08	Color	pH	S.C.	Temp.	Turbidity	DO	Salinity	Other
Time: 1145	(Visual)	(S.U.)	(mS/cm)	(°C)	(NTU)	(mg/l)	(%)	ORP
Method: Low Flow Pump	Clear	4.39	41.3	15.4	19	7.30	0.0	239

PURGE DATA:

Date: 8/11/08	Volume	pH	S.C.	Temp.	Turbidity	DO	Salinity	Other
Method: Low Flow Pump								
Monitor Reading (ppm): N/A								
Well Casing Diameter & Material								
Type: 2" PVC								
Total Well Depth (TD): 45.23								
Static Water Level (WL): 5.32								
One Casing Volume(gal/L): 6.8 gal								
Start Purge (hrs): 1052								
End Purge (hrs): 1205								
Total Purge Time (min): 73 min								
Total Vol. Purged (gal/L): 3.25 gal								

SAMPLE COLLECTION INFORMATION:

Analysis	Preservative	Container Requirements	Collected
VOCs	HCl	3 - 40mL vials	8/11/08
Total Metals	HNO_3	1 - 500mL plastic bottle	8/11/08
Dissolved Metals	HNO_3	1 - 500mL plastic bottle	8/11/08
1,4-Dioxane	—	2 - 3 4oz amber glass bottles	8/11/08
Hex. Chrom	—	1 - 2 oz plastic bottle	8/11/08

OBSERVATIONS / NOTES:

Circle if Applicable:

MS/MSD	Duplicate ID No.:

Signature(s):

LOW FLOW PURGE DATA SHEET

PROJECT SITE NAME: MSA
PROJECT NUMBER:

WELL ID.: MSA-DMW24I-081108
DATE: 8/11/08

Time (Hrs.)	Water Level (Ft. below TOC)	Flow (mL/Min.)	pH (S.U.)	S. Cond. (mS/cm)	Turb. (NTU)	DO (mg/L)	Temp. (Celcius)	ORP mV	Salinity % or ppt	Comments
1052	5.32'	—	—	—	—	—	—	—	—	Static WL; Start Purge
1055	5.33'	220	4.40	48.8	130	14.3	16.2	240	0.0	
1100	5.33	220	4.10	47.1	100	10.45	15.4	262	0.0	
1105	5.33'	220	4.09	46.6	70	9.00	15.8	264	0.0	
1110	5.33	220	4.14	45.3	55	8.54	15.5	259	0.0	
1115	5.33	220	4.22	45.2	45	8.06	15.7	253	0.0	
1120	5.33	220	4.34	44.5	30	7.54	15.7	245	0.0	
1130	5.33	220	4.41	43.6	26	7.08	15.7	241	0.0	
1135	5.33	220	4.42	43.0	22	7.07	15.6	241	0.0	
1140	5.34	220	4.42	42.3	19	7.16	15.7	240	0.0	
1145	5.34	220	4.39	41.3	19	7.30	15.4	239	0.0	Sample
1205	5.34	—	—	—	—	—	—	—	—	Final WL; End Purge

SIGNATURE(S): [signature]

PAGE___OF___

Tetra Tech NUS, Inc.

GROUNDWATER SAMPLE LOG SHEET

Project Site Name: MSA
Project No.:

[] Domestic Well Data
[X] Monitoring Well Data
[] Other Well Type:
[] QA Sample Type:

Sample ID No.: MSA-DMW25S-081908
Sample Location: MSA
Sampled By: DLM
C.O.C. No.:
Type of Sample:
[] Low Concentration
[] High Concentration

SAMPLING DATA:

	Color	pH	S.C.	Temp.	Turbidity	DO	Salinity	Other
Date: 8/19/08	(Visual)	(S.U.)	(mS/cm)	(^{0}C)	(NTU)	(mg/l)	(%)	ORP
Time: 1425								
Method: Low Flow Pump	—	6.96	77.6	17.9	2.6	4.07	0.0	-107

PURGE DATA:

Date: 8/19/08	Volume	pH	S.C.	Temp.	Turbidity	DO	Salinity	Other
Method: Low Flow Pump								
Monitor Reading (ppm): N/A								
Well Casing Diameter & Material Type: 2" PVC								
Total Well Depth (TD): 19.74'								
Static Water Level (WL): 5.67								
One Casing Volume(gal/L): 2.39								
Start Purge (hrs): 1315								
End Purge (hrs): 1443								
Total Purge Time (min): 88min								
Total Vol. Purged (gal/L): 5gal								

SAMPLE COLLECTION INFORMATION:

Analysis	Preservative	Container Requirements	Collected
VOCs	HCl	3-40mL Vials	8/19/08
Total Metals	HNO_3	1-500mL plastic bottle	8/19/08
Dissolved Metals	HNO_3	1-500mL plastic bottle	8/19/08
1,4-Dioxane	—	2-3oz amber glass bottles	8/19/08
Hex. Chrom.	—	1-250mL plastic bottle	8/19/08

OBSERVATIONS / NOTES:

Circle if Applicable:

MS/MSD	Duplicate ID No.:

Signature(s):

9:30

Total Depth = 19'
Total Volume Purged = 5.0gal

LOW FLOW PURGE DATA SHEET

PROJECT SITE NAME: MSA
PROJECT NUMBER:

WELL ID.: MSA-DMW25S-081908
DATE: 8/19/08

Time (Hrs.)	Water Level (Ft. below TOC)	Flow (mL/Min.)	pH (S.U.)	S. Cond. (mS/cm)	Turb. (NTU)	DO (mg/L)	Temp. (Celcius)	ORP mV	Salinity % or ppt	Comments
1315	5.67	—	—	—	—	—	—	—	—	Static WL; Start Purge
1317	6.23	220	6.47	62.2	12	16.61	17.1	-28	0.0	
1320	6.27	220	6.47	60.9	—	10.78	17.2	-33	0.0	
1325	6.34	220	6.45	60.5	6.0	7.10	17.3	-39	0.0	
1330	6.37	220	6.41	58.5	5.1	6.22	17.7	-38	0.0	
1335	6.38	220	6.43	58.3	6.6	5.38	17.9	-45	0.0	
1340	6.41	220	6.50	61.3	6.7	5.02	17.9	-56	0.0	
1345	6.42	220	6.56	63.7	7.2	4.77	17.9	-65	0.0	
1350	6.42	220	6.60	64.9	7.6	4.64	17.9	-70	0.0	
1355	6.42	220	6.65	67.3	7.0	4.53	17.7	-77	0.0	
1400	6.43	220	6.72	69.4	7.2	4.35	17.9	-84	0.0	
1405	6.44	220	6.78	71.8	6.8	4.27	18.0	-91	0.0	
1410	6.45	220	6.84	74.1	6.2	4.22	18.0	-96	0.0	
1415	6.45	220	6.89	75.8	4.0	4.15	17.9	-101	0.0	
1420	6.45	220	6.93	76.8	2.6	4.14	17.8	-104	0.0	
1425	6.45	220	6.96	77.6	2.6	4.07	17.9	-107	0.0	Sample
1443	6.47	—	—	—	—	—	—	—	—	Final WL; End Purge

SIGNATURE(S): Shawn L. Mathews

PAGE___OF___

Tetra Tech NUS, Inc.

GROUNDWATER SAMPLE LOG SHEET

Project Site Name: MSA
Project No.:

Sample ID No.: MSA-DMW25I-081908
Sample Location: MSA
Sampled By: DLM
C.O.C. No.:

[] Domestic Well Data
[X] Monitoring Well Data
[] Other Well Type:
[] QA Sample Type:

Type of Sample:
[] Low Concentration
[] High Concentration

SAMPLING DATA:

Date: 8/19/08	Color	pH	S.C.	Temp.	Turbidity	DO	Salinity	Other
Time: 1437	(Visual)	(S.U.)	(mS/cm)	(^{0}C)	(NTU)	(mg/l)	(%)	ORP
Method: Low Flow Pump	—	6.15	55	15.3	55	0.0	0.0	-127

PURGE DATA:

Date: 8/19/08	Volume	pH	S.C.	Temp.	Turbidity	DO	Salinity	Other
Method: Low Flow Pump								
Monitor Reading (ppm): N/A								
Well Casing Diameter & Material Type: 2" PVC								
Total Well Depth (TD): 44.1								
Static Water Level (WL): 7.46								
One Casing Volume(gal/L): 6.23								
Start Purge (hrs): 1338								
End Purge (hrs): 1453								
Total Purge Time (min): 75mm								
Total Vol. Purged (gal/L): 4.09								

SAMPLE COLLECTION INFORMATION:

Analysis	Preservative	Container Requirements	Collected
VOCs	HCl	3-40mL vials	8/19/08
T+D Metals	HNO_3	2-500mL plastic bottles	↓
1,4-Dioxane	—	2-340z amber glass bottles	
Hex. Chrom.	—	1-250mL plastic bottle	↓

OBSERVATIONS / NOTES:

Circle if Applicable:

MS/MSD	Duplicate ID No.:

Signature(s):

LOW FLOW PURGE DATA SHEET

PROJECT SITE NAME: MSA
PROJECT NUMBER:
WELL ID.: MSA-DMW25I-081908
DATE: 8/19/08

Time (Hrs.)	Water Level (Ft. below TOC)	Flow (mL/Min.)	pH (S.U.)	S. Cond. (mS/cm)	Turb. (NTU)	DO (mg/L)	Temp. (Celcius)	ORP mV	Salinity % or ppt	Comments
1347	7.59	280	6.1	44	320	0.0	15.9	-78	0.0	
1352	7.60	280	6.1	44	230	0.0	15.7	-84	0.0	
1357	7.60	280	6.0	45	170	0.0	15.5	-87	0.0	
1402	7.60	280	6.0	48	140	0.0	15.6	-91	0.0	
1407	7.60	280	6.1	50	110	0.0	15.7	-96	0.0	
1412	7.60	280	6.2	55	90	0.0	15.6	-105	0.0	
1417	7.60	280	6.3	57	80	0.0	15.4	-115	0.0	
1422	7.60	280	6.4	58	75	0.0	15.4	-119	0.0	
1432	7.61	280	6.5	57	55	0.0	15.4	-127	0.0	
1437	7.62	280	6.5	55	55	0.0	15.3	-127	0.0	Sample
1453	7.62	280	—	—	—	—	—	—	—	End Purge; Final WL

SIGNATURE(S):

PAGE___OF___

Tetra Tech NUS, Inc.

GROUNDWATER SAMPLE LOG SHEET

Page___ of ___

Project Site Name: MSA
Project No.:

[] Domestic Well Data
[X] Monitoring Well Data
[] Other Well Type:
[] QA Sample Type:

Sample ID No.: MSA-MW26S-080708
Sample Location: Gate 14
Sampled By: DLM
C.O.C. No.:
Type of Sample:
[] Low Concentration
[] High Concentration

SAMPLING DATA:

Date: 8/7/08	Color	pH	S.C.	Temp.	Turbidity	DO	Salinity	Other
Time: 1045	(Visual)	(S.U.)	(mS/cm)	(^{0}C)	(NTU)	(mg/l)	(%)	ORP
Method: Low Flow Pump	—	7.16	0.334	17.4	14	12.33	0.2	-130

PURGE DATA:

Date: 8/7/08	Volume	pH	S.C.	Temp.	Turbidity	DO	Salinity	Other
Method: Low Flow Pump								
Monitor Reading (ppm): N/A								
Well Casing Diameter & Material								
Type: 2" PVC								
Total Well Depth (TD): 20.85								
Static Water Level (WL): 9.48								
One Casing Volume(gal/L): 1.9gal								
Start Purge (hrs): 0959								
End Purge (hrs): 1108								
Total Purge Time (min): 69min								
Total Vol. Purged (gal/L): 30gal								

SAMPLE COLLECTION INFORMATION:

Analysis	Preservative	Container Requirements	Collected
VOCs	HCl	3-40mL vials	8/7/08
T&D Metals	HNO_3	2-500mL plastic bottles	↓
1,4-Dioxane	—	2-34oz amber glass bottles	↓
Hex. Chrom.	—	1-250mL plastic bottle	↓

OBSERVATIONS / NOTES:

Circle if Applicable:

MS/MSD	Duplicate ID No.:

Signature(s): [signature]

LOW FLOW PURGE DATA SHEET

PROJECT SITE NAME: MSA
PROJECT NUMBER:
WELL ID.: MSA-MW26S-080708
DATE: 8/7/08

Time (Hrs.)	Water Level (Ft. below TOC)	Flow (mL/Min.)	pH (S.U.)	S. Cond. (mS/cm)	Turb. (NTU)	DO (mg/L)	Temp. (Celcius)	~~ORP~~ Sal mV	~~Salinity~~ ORP % or ppt	Comments
0959	9.48'	—	—	—	—	—	—	—	—	Static WL; Begin Purge.
1001	9.95'	200	7.09	0.316	~~18.0~~	13.55	17.1	0.2	-115	
1005	10.17	200	6.94	0.323	17.0	10.55	17.0	0.2	-116	
1010	10.40	200	7.02	0.324	16	9.55	17.1	0.2	-118	
1015	10.60	200	7.05	0.324	38	16.32	17.2	0.2	-120	
1020	10.78	200	7.08	0.328	45	16.35	17.3	0.2	-122	
1025	11.11	200	7.13	0.332	27	15.43	17.4	0.2	-128	
1030	11.25	200	7.16	0.334	21	14.90	17.4	0.2	-129	
1035	11.43	200	7.17	0.335	18	14.25	17.5	0.2	-129	
1040	11.68	200	7.18	0.334	15	13.61	17.6	0.2	-130	
1045	11.88	200	7.16	0.334	14	12.33	17.4	0.2	-130	sample
1108	12.75	—	—	—	—	—	—	—	—	Final WL; End Purge

SIGNATURE(S): Dawn L. Mathers

PAGE___OF___

Tetra Tech NUS, Inc.

GROUNDWATER SAMPLE LOG SHEET

Page___ of ___

Project Site Name: MSA
Project No.:

[] Domestic Well Data
[X] Monitoring Well Data
[] Other Well Type:
[] QA Sample Type:

Sample ID No.: MSA-MW26I-080708
Sample Location: MSA
Sampled By: DLM
C.O.C. No.:
Type of Sample:
[] Low Concentration
[] High Concentration

SAMPLING DATA:

Date: 8/7/08	Color	pH	S.C.	Temp.	Turbidity	DO	Salinity	Other
Time: 1415	(Visual)	(S.U.)	(mS/cm)	(^{0}C)	(NTU)	(mg/l)	(%)	ORP
Method: Low Flow Pump	—	6.17	75.1	16.7	15	10.23	0.0	-49

PURGE DATA:

Date: 8/7/08	Volume	pH	S.C.	Temp.	Turbidity	DO	Salinity	Other
Method: Low Flow Pump								
Monitor Reading (ppm): N/A								
Well Casing Diameter & Material								
Type: 2" PVC								
Total Well Depth (TD): 45.05'								
Static Water Level (WL): 9.19								
One Casing Volume(gal/L): 6.10								
Start Purge (hrs): 1330								
End Purge (hrs): 1434								
Total Purge Time (min): 64mins								
Total Vol. Purged (gal/L): 21.50L								

SAMPLE COLLECTION INFORMATION:

Analysis	Preservative	Container Requirements	Collected
VOCs	HCl	3-40mL Viles	8/7/08
TeD Metals	HNO3	2-500mL Plastic bottles	↓
1,4-Dioxane	—	2-3402 amber glass bottles	
Hex. Chrom.	—	1-250mL plastic bottle	↓

OBSERVATIONS / NOTES:

- Sulfur odor in water.

Circle if Applicable:

MS/MSD	Duplicate ID No.:

Signature(s):

Dawn L. Mitchell

8:00 Fri.

LOW FLOW PURGE DATA SHEET

PROJECT SITE NAME: MSA
PROJECT NUMBER:

WELL ID.: MSA-MW26I-080908
DATE: 8/9/08

Time (Hrs.)	Water Level (Ft. below TOC)	Flow (mL/Min.)	pH (S.U.)	S. Cond. (mS/cm)	Turb. (NTU)	DO (mg/L)	Temp. (Celcius)	ORP mV	Salinity % or ppt	Comments
1330	9.19	—	—	—	—	—	—	—	—	Static WL; Start Purge
1333	9.47	200	5.98	75.2	180	12.19	16.9	-5	0.0	
1335	9.46	200	5.81	76.3	90	10.66	16.7	-2	0.0	
1340	9.46	200	5.79	75.9	45	9.38	16.7	-10	0.0	
1345	9.46	200	5.86	75.9	40	9.16	16.8	-19	0.0	
1350	9.48	200	5.98	76.0	30	10.88	16.6	-31	0.0	
1355	9.48	200	6.03	76.1	25	11.03	16.4	-35	0.0	
1400	9.46	200	6.09	76.1	18	10.91	16.9	-41	0.0	
1405	9.46	200	6.14	75.6	19	10.85	16.7	-46	0.0	
1410	9.46	200	6.16	75.3	14	10.66	16.6	-48	0.0	
1415	9.46	200	6.17	75.1	15	10.23	16.7	-49	0.0	Sample
1434	9.46	—	—	—	—	—	—	—	—	Final WL; End Purge

SIGNATURE(S): [signature]

PAGE___OF___

Tetra Tech NUS, Inc.

GROUNDWATER SAMPLE LOG SHEET

Page___ of ___

Project Site Name: MSA
Project No.:

[] Domestic Well Data
[X] Monitoring Well Data
[] Other Well Type:
[] QA Sample Type:

Sample ID No.: MSA-MW26D-080708
Sample Location: ~~8/7/08~~ Gate 14
Sampled By: DLM
C.O.C. No.:
Type of Sample:
[] Low Concentration
[] High Concentration

SAMPLING DATA:

	Color (Visual)	pH (S.U.)	S.C. (mS/cm)	Temp. (^{0}C)	Turbidity (NTU)	DO (mg/l)	Salinity (%)	Other
Date: 8/7/08								
Time: 1255								ORP
Method: Low Flow Pump		6.19	13.2	17.5	90	7.85	0.0	-14

PURGE DATA:

	Volume	pH	S.C.	Temp.	Turbidity	DO	Salinity	Other
Date: 8/7/08								
Method: Low Flow Pump								
Monitor Reading (ppm): N/A								
Well Casing Diameter & Material								
Type: 2" PVC								
Total Well Depth (TD): 67.85'								
Static Water Level (WL): 10.11'								
One Casing Volume(gal/L): 9.82								
Start Purge (hrs): 1136								
End Purge (hrs): 1328								
Total Purge Time (min): 112mm								
Total Vol. Purged (gal/L): 3.25gal								

SAMPLE COLLECTION INFORMATION:

Analysis	Preservative	Container Requirements	Collected
VOCs	HCl	3-40mL vites	8/7/08
TeD metals	HNO_3	2-500mL plastic bottles	↓
1,4-Dioxane	—	2-34oz amber glass bottles	↓
Hex. Chrom	—	1-250mL plastic bottle	↓

OBSERVATIONS / NOTES:

-sulfur odor in water

Circle if Applicable:

MS/MSD	Duplicate ID No.:

Signature(s): Dawn L Mahoney

LOW FLOW PURGE DATA SHEET

PROJECT SITE NAME: MSA
PROJECT NUMBER:

WELL ID.: MSA-MW26D-080708
DATE: 8/7/08

Time (Hrs.)	Water Level (Ft. below TOC)	Flow (mL/Min.)	pH (S.U.)	S. Cond. (mS/cm)	Turb. (NTU)	DO (mg/L)	Temp. (Celcius)	ORP mV	Salinity % or ppt	Comments
1136	10.11'	—	—	—	—	—	—	—	—	Static WL; Begin Purge.
1140	13.31'	200	5.78	16.7	290	14.02	16.4	2	0.0	
1145	14.69'	200	5.68	15.4	400	10.32	16.6	-1	0.0	
1150	15.77'	200	5.62	14.5	380	9.60	16.5	7	0.0	
1155	17.43	200	5.53	14.1	240	8.71	16.5	19	0.0	
1200	17.88'	140	5.52	14.3	200	8.37	17.0	24	0.0	
1205	18.53'	140	5.49	14.1	130	8.28	17.4	29	0.0	
1210	19.21	140	5.54	14.1	110	8.46	17.2	25	0.0	
1215	19.62	140	5.56	14.0	110	8.31	17.6	24	0.0	
1220	21.2	140	5.65	13.9	100	8.31	17.7	18	0.0	
1225	—	140	5.85	13.8	110	8.23	17.9	6	0.0	
1230	21.06	140	5.97	13.8	110	8.33	17.5	-2	0.0	
1235	21.4	140	6.06	13.7	110	8.28	17.5	-8	0.0	
1240	21.91	140	6.11	13.4	100	8.34	16.9	-12	0.0	
1245	22.49	140	6.11	13.4	85	8.16	16.8	-11	0.0	
1250	22.92	140	6.16	13.1	85	7.89	17.4	-13	0.0	
1255	23.10	140	6.19	13.2	90	7.85	17.5	-14	0.0	Sample.
1328	25.17	—	—	—	—	—	—	—	—	Final WL; End Purge

SIGNATURE(S): [signature]

PAGE___OF___

Tetra Tech NUS, Inc.

GROUNDWATER SAMPLE LOG SHEET

Project Site Name: Martin State Airport
Project No.: 112IC01160

Sample ID No.: Omw-27Deep-080805
Sample Location: Omw-27 Deep
Sampled By: LP
C.O.C. No.:
Type of Sample:
[] Low Concentration
[] High Concentration

[] Domestic Well Data
[X] Monitoring Well Data
[] Other Well Type:
[] QA Sample Type:

SAMPLING DATA:

	Color	pH	S.C.	Temp.	Turbidity	DO	Salinity	Other
Date: 8-8-08	(Visual)	(S.U.)	(mS/cm)	(^{0}C)	(NTU)	(mg/l)	(%)	ORP
Time: 1221								
Method: Ground water pump	Gray	7.8	37	14.6	250	0.00	0.0	-199

PURGE DATA:

	Volume	pH	S.C.	Temp.	Turbidity	DO	Salinity	Other
Date: 8-8-08								
Method: Ground water pump								
Monitor Reading (ppm): 0.0								
Well Casing Diameter & Material Type: 2" PVC			See Low Flow Purge Data Sheet					
Total Well Depth (TD):								
Static Water Level (WL): 5.60								
One Casing Volume(gal/L):								
Start Purge (hrs): 1120								
End Purge (hrs): 1216								
Total Purge Time (min): 56								
Total Vol. Purged (gal/L): 8.5								

SAMPLE COLLECTION INFORMATION:

Analysis	Preservative	Container Requirements	Collected
VOCs	HCl	3 - 40 ml Vials	✓
TAL metals	HNO3	1 - 500 ml Poly	✓
Diss metals	HNO3	1 - 500 ml Poly	✓
1,4 Dioxane	ICE	2 - 1L Ambers	✓
Hex Chrom	ICE	1 - 250 ml Poly	✓

OBSERVATIONS / NOTES:

Circle if Applicable:

MS/MSD

Duplicate ID No.:

Signature(s):

Walter R

LOW FLOW PURGE DATA SHEET

PROJECT SITE NAME: Martin State Airport
PROJECT NUMBER: 112IC01660
WELL ID.: DMW 27 Deep-080808
DATE: 8-8-08

Time (Hrs.)	Water Level (Ft. below TOC)	Flow (mL/Min.)	pH (S.U.)	S. Cond. (mS/cm)	Turb. (NTU)	DO (mg/L)	Temp. (Celcius)	ORP mV	Salinity % or ppt	Comments
1120	5.60									
1121	5.60	300	6.8	42	3.2	4.50	17.1	-67	0.0	Clean water
1126	5.60	300	7.5	35	650	1.88	15.8	-150	0.0	Gray water
1131	5.60	300	7.6	33	750	0.83	15.2	-159	0.0	" " "
1136	5.60	300	7.7	33	750	0.32	14.9	-167	0.0	" " "
1141	5.60	300	7.7	36	750	0.00	14.8	-173	0.0	" " "
1146	5.60	300	7.8	41	750	0.00	14.8	-178	0.0	" " "
1151	5.60	300	7.8	41	750	0.00	14.6	-182	0.0	" " "
1156	5.60	300	7.8	38	750	0.00	14.5	-188	0.0	" " "
1201	5.60	300	7.8	38	750	0.00	14.6	-192	0.0	" " "
1206	5.60	300	7.8	37	750	0.00	14.5	-196	0.0	" " "
1211	5.60	300	7.8	36	750	0.00	14.6	-198	0.0	" " "
1216	5.60	300	7.8	37	750	0.00	14.6	-199	0.0	" " "
			well	Parameters	Stabilize					
				Sampling	Begins					

SIGNATURE(S): Wat

Tetra Tech NUS, Inc.

GROUNDWATER SAMPLE LOG SHEET

Project Site Name: Martin State Airport
Project No.: 112IC01660

Sample ID No.: OMW-28I-080808
Sample Location: OMW-28I
Sampled By: WP
C.O.C. No.:

[] Domestic Well Data
[X] Monitoring Well Data
[] Other Well Type:
[] QA Sample Type:

Type of Sample:
[] Low Concentration
[] High Concentration

SAMPLING DATA:

	Color	pH	S.C.	Temp.	Turbidity	DO	Salinity	Other
Date: 8-8-08	(Visual)	(S.U.)	(mS/cm)	(^{0}C)	(NTU)	(mg/l)	(%)	ORP
Time: 1036								
Method: Ground water pump	Slightly	5-8	58	15.0	14	0.00	0.0	-73

PURGE DATA:

Date: 8-8-08	Volume	pH	S.C.	Temp.	Turbidity	DO	Salinity	Other
Method: Ground water pump								
Monitor Reading (ppm): 0.0								
Well Casing Diameter & Material Type: 2" PVC		See Low Flow Purge Data Sheet						
Total Well Depth (TD): 50.0								
Static Water Level (WL): 6.30								
One Casing Volume(gal/L):								
Start Purge (hrs): 0930								
End Purge (hrs): 1031								
Total Vol. Purged (gal/L): 8.0								

SAMPLE COLLECTION INFORMATION:

Analysis	Preservative	Container Requirements	Collected
VOCs	HCl	3 - 40 ml Vials	✓
TAL Metals	HNO3	1 - 500 ml Poly	✓
Diss metals	HNO3	1 - 500 ml Poly	✓
1,4 Dioxane	ICE	2 - 1L Ambers	✓
Hex Chrom	ICE	1 - 250 ml Poly	✓

OBSERVATIONS / NOTES:

Circle if Applicable:

MS/MSD

Duplicate ID No.:

Signature(s):

LOW FLOW PURGE DATA SHEET

PROJECT SITE NAME: Martin State Airport
PROJECT NUMBER: 112IC01660
WELL ID.: DMW-mw28I-080808
DATE: 8-8-08

Time (Hrs.)	Water Level (Ft. below TOC)	Flow (mL/Min.)	pH (S.U.)	S. Cond. (mS/cm)	Turb. (NTU)	DO (mg/L)	Temp. (Celcius)	ORP mV	Salinity % or ppt	Comments
0930	6.30	—	—	—	—	—	—	—	—	Initial, no odor
0931	7.50	500	6.0	39	150	0.21	15.3	-30	0.0	Cloudy water
0936	7.35	300	5.9	46	450	0.00	15.4	-56	0.0	" " "
0941	7.55	400	5.9	50	180	0.00	15.0	-75	0.0	" " "
0946	7.40	300	6.0	49	75	0.00	15.3	-83	0.0	Slightly cloudy
0951	7.35	300	6.0	45	55	0.00	15.4	-84	0.0	" " "
0956	7.35	300	6.0	41	45	0.00	15.4	-82	0.0	" " "
1001	7.35	300	6.0	40	40	0.00	15.2	-78	0.0	" " "
1006	7.35	300	6.0	38	33	0.00	15.2	-76	0.0	" " "
1011	7.35	300	5.9	36	25	0.00	15.2	-74	0.0	" " "
1016	7.35	300	5.9	36	22	0.00	15.1	-72	0.0	" " "
1021	7.35	300	5.9	~~34~~ 36	14	0.00	15.4	-72	0.00	" " "
1026	7.35	300	5.9	37	14	0.00	14.9	-73	0.0	" " "
1031	7.35	300	5.8	39	14	0.00	15.0	-73	0.0	" " "
			Well Parameters Stabilized →							
			Sampling Begins →							

SIGNATURE(S): [signature]

Tetra Tech NUS, Inc.

GROUNDWATER SAMPLE LOG SHEET

Project Site Name: Martin State Airport
Project No.: 112IC01660

Sample ID No.: DMW-29 Deep-080808
Sample Location: DMW 29 Deep
Sampled By: MP
C.O.C. No.:
Type of Sample:
[] Low Concentration
[] High Concentration

[] Domestic Well Data
[] Monitoring Well Data
[] Other Well Type:
[] QA Sample Type:

SAMPLING DATA:

Date: 8-8-08	Color	pH	S.C.	Temp.	Turbidity	DO	Salinity	Other
Time: 1527	(Visual)	(S.U.)	(mS/cm)	(^{0}C)	(NTU)	(mg/l)	(%)	ORP
Method: Groundwater pump	Slightly	4.5	6	14.6	53	5.18	0.0	285

PURGE DATA:

Date: 8-8-08	Volume	pH	S.C.	Temp.	Turbidity	DO	Salinity	Other
Method: Groundwater pump								
Monitor Reading (ppm): 0.0								
Well Casing Diameter & Material Type: 2" PVC		See Low Flow purge Data sheet						
Total Well Depth (TD):								
Static Water Level (WL): 11.60								
One Casing Volume(gal/L):								
Start Purge (hrs): 1426								
End Purge (hrs): 1522								
Total Purge Time (min): 56								
Total Vol. Purged (gal/L): 14.0								

SAMPLE COLLECTION INFORMATION:

Analysis	Preservative	Container Requirements	Collected
VOCs	HCl	3 - 40 ml Vials	✓
TAL metals	HNO3	1 - 500 ml Poly	✓
Diss metals	HNO3	1 - 500 ml Poly	✓
1,4 Dioxane	ICE	2 - 1L Ambers	✓
Hex Chrom	ICE	1 - 250 ml Poly	✓

OBSERVATIONS / NOTES:

Circle if Applicable:		Signature(s):
MS/MSD ✓	Duplicate ID No.: ✓	

LOW FLOW PURGE DATA SHEET

PROJECT SITE NAME: Martin State Airport
PROJECT NUMBER: WEC 01660

WELL ID.: DMW-29 Deep-080908
DATE: 8-8-08

Time (Hrs.)	Water Level (Ft. below TOC)	Flow (mL/Min.)	pH (S.U.)	S. Cond. (mS/cm)	Turb. (NTU)	DO (mg/L)	Temp. (Celcius)	ORP mV	Salinity % or ppt	Comments
1426	11.60									Initial, no odor
1427	11.75	300	6.5	17	14	4.30	15.9	143	0.0	Slightly Cloudy
1432	11.75	300	5.5	13	2.0	3.70	14.8	185	0.0	Clear water
1437	11.75	300	5.2	10	1.2	3.95	14.7	210	0.0	" " "
1442	11.75	300	5.0	9	1.5	4.11	14.5	236	0.0	" " "
1447	11.75	300	4.9	9	1.2	4.28	14.5	250	0.0	" " "
1452	11.75	300	4.7	8	1.3	4.71	14.7	266	0.0	" " "
1457	11.75	300	4.6	7	7.9	4.85	14.7	279	0.0	" " "
1502	11.75	300	4.6	6	14	4.88	14.6	287	0.0	Slightly cloudy
1507	11.75	300	4.5	6	23	5.02	14.5	295	0.0	" " "
1512	11.75	300	4.5	6	32	5.10	14.6	297	0.0	" " "
1517	11.75	300	4.5	6	33	5.17	14.6	297	0.0	" " "
1522	11.75	300	4.5	6	33	5.18	14.6	295	0.0	" " "
	←		Well Parameter Stabilization						→	
	←		Sampling Begins						→	

SIGNATURE(S): Walt Epler

Chain of Custody Record

Temperature on Receipt _____

Drinking Water? Yes ☐ No ☐

TestAmerica
THE LEADER IN ENVIRONMENTAL TESTING

TAL-4124 (1007)

Client	Project Manager	Date	Chain of Custody Number
Tetra Tech MS	Tony Apenavage	8-6-08	093929
Address	**Telephone Number (Area Code)/Fax Number**	**Lab Number**	**Page 1 of 1**
20251 Century Blvd ST 200	(301) 528-3521		
City	**State / Zip Code**	**Site Contact**	**Lab Contact**
Germantown	MD 20874	Walt Pyon	Pat O'Meara
Project Name and Location (State)	**Carrier/Waybill Number**		
Martin State Airport			
Contract/Purchase Order/Quote No.			

Sample I.D. No. and Description (Containers for each sample may be combined on one line)	Date	Time	Matrix: Air	Aqueous	Sed.	Soil	Containers & Preservatives: Unpres.	H2SO4	HNO3	HCl	NaOH	ZnAc/NaOH	Analysis: VOCs	TPH-mcfs	Ass mcfs	1,4 Dioxane	Hex Chrome	Special Instructions/ Conditions of Receipt
TB-080608	8-6-08	0730		X						X			X					
MSA-MW 15D-080608		1100		X			X		X	X			X	X	X	X	X	
MSA-MW 20S-080608		1115		X			X		X	X			X	X	X	X	X	
MSA-MW 20I-080608		1232		X			X		X	X			X	X	X	X	X	
MSA-MW 15I-080608		1340		X			X		X	X			X	X	X	X	X	
MSA-MW 15S-080608		1500		X			X		X	X			X	X	X	X	X	
MSA-MW 20D-080608	4	1507		X			X		X	X			X	X	X	X	X	

Possible Hazard Identification
☐ Non-Hazard ☐ Flammable ☐ Skin Irritant ☐ Poison B ☐ Unknown

Sample Disposal
☐ Return To Client ☐ Disposal By Lab ☐ Archive For _____ Months
(A fee may be assessed if samples are retained longer than 1 month)

Turn Around Time Required
☐ 24 Hours ☐ 48 Hours ☐ 7 Days ☐ 14 Days ☐ 21 Days ☐ Other _____

QC Requirements (Specify)

	Date	Time		Date	Time
1. Relinquished By	8-6-08	1700	1. Received By	8-6-08	1700
2. Relinquished By			2. Received By	8/7/08	0820
3. Relinquished By			3. Received By		

Comments

DISTRIBUTION: WHITE - Returned to Client with Report; CANARY - Stays with the Sample; PINK - Field Copy

North Canton

33

Chain of Custody Record

Temperature on Receipt _____

Drinking Water? Yes ☐ No ☐

TestAmerica
THE LEADER IN ENVIRONMENTAL TESTING

TAL-4124 (1007)

Client	Project Manager	Date	Chain of Custody Number
Tetra Tech NUS	Tony Annavazzo	8-7-08	093930
Address	**Telephone Number (Area Code)/Fax Number**	**Lab Number**	**Page 1 of 1**
20251 Century Blvd STE 200	(301) 528-3021		
City / **State** / **Zip Code**	**Site Contact**	**Lab Contact**	
Germantown / MD / 20874	Walt Pyon	Pat O'Meara	
Project Name and Location (State)	**Carrier/Waybill Number**		
Meaton State Airport			
Contract/Purchase Order/Quote No.			

Sample I.D. No. and Description (Containers for each sample may be combined on one line)	Date	Time	Matrix: Air	Aqueous	Sed.	Soil	Containers & Preservatives: Unpres.	H_2SO_4	HNO_3	HCl	NaOH	ZnAc/NaOH	Analysis: VOCs	TAL Metals	Diss Metals	1,4 Dioxane	Hex Chrom	Special Instructions/ Conditions of Receipt
TB-080708	8-7-08	0730		X						X			X					
MSA-MW26S-080708		1045		X			X		X	X			X	X	X	X	X	
MSA-MW19I-080708		1146		X			X		X	X			X	X	X	X	X	
MSA-MW26D-080708		1255		X			X		X	X			X	X	X	X	X	
MSA-MW19D-080708		1414		X			X		X	X			X	X	X	X	X	
MSA-MW26I-080708	↓	1415		X			X		X	X			X	X	X	X	X	

Possible Hazard Identification
☐ Non-Hazard ☐ Flammable ☐ Skin Irritant ☐ Poison B ☐ Unknown

Sample Disposal
☐ Return To Client ☐ Disposal By Lab ☐ Archive For _____ Months
(A fee may be assessed if samples are retained longer than 1 month)

Turn Around Time Required
☐ 24 Hours ☐ 48 Hours ☐ 7 Days ☐ 14 Days ☐ 21 Days ☐ Other _____

QC Requirements (Specify)

	Date	Time		Date	Time
1. Relinquished By: Walt Pyon	8-7-08	1700	1. Received By: Yolanda Marquez	8/8/08	900
2. Relinquished By			2. Received By		
3. Relinquished By			3. Received By		

Comments

DISTRIBUTION: WHITE - Returned to Client with Report; CANARY - Stays with the Sample; PINK - Field Copy

North Canton

Chain of Custody Record

Temperature on Receipt _____

Drinking Water? Yes ☐ No ☐

TestAmerica
THE LEADER IN ENVIRONMENTAL TESTING

TAL-4124 (1007)

Client	Project Manager	Date	Chain of Custody Number
Tetra Tech NUS	Tony Aparavage	8-8-08	093932
Address	**Telephone Number (Area Code)/Fax Number**	**Lab Number**	**Page** 1 of 1
20251 Century Blvd Ste 200	(301) 528-3021		
City / **State** / **Zip Code**	**Site Contact**	**Lab Contact**	
Germantown / MD / 20874	Walt Pyra	Pat O'Meara	
Project Name and Location (State)	**Carrier/Waybill Number**		
Martin State Airport			
Contract/Purchase Order/Quote No.			

Sample I.D. No. and Description (Containers for each sample may be combined on one line)	Date	Time	Matrix: Air	Aqueous	Sed.	Soil	Containers & Preservatives: Unpres.	H2SO4	HNO3	HCl	NaOH	ZnAc/ NaOH	Analysis: VOCs	TAL metals	Ores metals	1,4 Dioxane	Hex. Chrom.	Special Instructions/ Conditions of Receipt
TB-080808	8-8-08	0730		X						X			X					
DMW-21I-080808		1015		X			X		X	X			X	X	X	X	X	
DMW-28I-080808		1036		X			X		X	X			X	X	X	X	X	
DMW-21D-080808		1205		X			X		X	X			X	X	X	X	X	
DMW-27 Deep-080808		1221		X			X		X	X			X	X	X	X	X	
DMW-10S-080808		1400		X			X		X	X			X	X	X	X	X	
DMW-29 Deep-080808		1527		X			X		X	X			X	X	X	X	X	

Possible Hazard Identification
☐ Non-Hazard ☐ Flammable ☐ Skin Irritant ☐ Poison B ☐ Unknown

Sample Disposal
☐ Return To Client ☐ Disposal By Lab ☐ Archive For _____ Months (A fee may be assessed if samples are retained longer than 1 month)

Turn Around Time Required
☐ 24 Hours ☐ 48 Hours ☐ 7 Days ☐ 14 Days ☐ 21 Days ☐ Other _____

QC Requirements (Specify)

	Date	Time		Date	Time
1. Relinquished By: Walt Pyra	8-8-08	1630	1. Received By	8-9-08	0915
2. Relinquished By			2. Received By		
3. Relinquished By			3. Received By		

Comments

DISTRIBUTION: WHITE - Returned to Client with Report; CANARY - Stays with the Sample; PINK - Field Copy

North Canton

Chain of Custody Record

Temperature on Receipt _____

Drinking Water? Yes ☐ No ☐

TestAmerica
THE LEADER IN ENVIRONMENTAL TESTING

TAL-4124 (1007)

Client: Tetra Tech NUS	Project Manager: Tony Apanavage	Date: 8-11-08	Chain of Custody Number: 093931
Address: 20251 Century Blvd STE 200	Telephone Number (Area Code)/Fax Number: (301) 528-3021	Lab Number:	Page 1 of 1
City: Germantown; State: MD; Zip Code: 20874	Site Contact: Walt Pryor; Lab Contact: Pat O'Meara		
Project Name and Location (State): Martin State Airport	Carrier/Waybill Number:		
Contract/Purchase Order/Quote No.:			

Analysis (Attach list if more space is needed)

Sample I.D. No. and Description (Containers for each sample may be combined on one line)	Date	Time	Air	Aqueous	Sed.	Soil	Unpres.	H2SO4	HNO3	HCl	NaOH	ZnAc/NaOH	VOCs	TAL metals	Diss metals	1,4 Dioxane	Hex Chrom	Special Instructions/ Conditions of Receipt
TB-081108	8-11-08	0730		X						X			X					
DMW-24I-081108	↓	1145		X			X		X	X			X	X	X	X	X	
DMW-11S-081108		1206		X			X		X	X			X	X	X	X	X	
DMW-24S-081108		1320		X			X		X	X			X	X	X	X	X	
DMW-11I-081108		1326		X			X		X	X			X	X	X	X	X	
~~[illegible]~~ MW-3-081108		1609		X			X		X	X			X	X	X	X	X	
DMW-23S-081108		1610		X			X		X	X			X	X	X	X	X	

Possible Hazard Identification: ☐ Non-Hazard ☐ Flammable ☐ Skin Irritant ☐ Poison B ☐ Unknown

Sample Disposal: ☐ Return To Client ☐ Disposal By Lab ☐ Archive For _____ Months (A fee may be assessed if samples are retained longer than 1 month)

Turn Around Time Required: ☐ 24 Hours ☐ 48 Hours ☐ 7 Days ☐ 14 Days ☐ 21 Days ☐ Other _____

QC Requirements (Specify)

	Date	Time		Date	Time
1. Relinquished By: Walter E Pr	8-11-08	1800	1. Received By: J Maldrop	8/11/08	9:00AM
2. Relinquished By			2. Received By		
3. Relinquished By			3. Received By		

Comments

DISTRIBUTION: WHITE - Returned to Client with Report; CANARY - Stays with the Sample; PINK - Field Copy

North Canton

29

Chain of Custody Record

Temperature on Receipt _____

Drinking Water? Yes ☐ No ☐

TestAmerica
THE LEADER IN ENVIRONMENTAL TESTING

TAL-4124 (1007)

Client	Project Manager	Date	Chain of Custody Number
Tetra Tech NUS	Tony Apanavage	8-14-08	093951
Address	**Telephone Number (Area Code)/Fax Number**	**Lab Number**	**Page** 1 of 1
20251 Century Blvd STE 200	(301) 528-3021		
City / **State** / **Zip Code**	**Site Contact**	**Lab Contact**	
Germantown / MD / 20874	Walt Ayers	Art O'Meara	
Project Name and Location (State)	**Carrier/Waybill Number**		
Martin State Airport			
Contract/Purchase Order/Quote No.			

Sample I.D. No. and Description (Containers for each sample may be combined on one line)	Date	Time	Matrix: Air	Aqueous	Sed.	Soil	Containers & Preservatives: Unpres.	H2SO4	HNO3	HCl	NaOH	ZnAc/NaOH	Analysis: VOCs	TAL metals	Diss metals	4,4 Dioxane	Hex Chrom	Special Instructions/ Conditions of Receipt
TB-081408	8-14-08	0730		X						X			X					
DMW-9D-081408	↓	1047		X			X		X	X			X	X	X	X	X	
DMW-8I-081408	↓	1157		X			X		X	X			X	X	X	X	X	
DMW-8S-081408	↓	1425		X			X		X	X			X	X	X	X	X	

Possible Hazard Identification
☐ Non-Hazard ☐ Flammable ☐ Skin Irritant ☐ Poison B ☐ Unknown

Sample Disposal
☐ Return To Client ☐ Disposal By Lab ☐ Archive For _____ Months
(A fee may be assessed if samples are retained longer than 1 month)

Turn Around Time Required
☐ 24 Hours ☐ 48 Hours ☐ 7 Days ☐ 14 Days ☐ 21 Days ☐ Other _____

QC Requirements (Specify)

1. Relinquished By: Walt Ayers	Date: 8-14-08	Time: 1700	1. Received By:	Date: 8-15-8	Time: 9:20
2. Relinquished By:	Date:	Time:	2. Received By:	Date:	Time:
3. Relinquished By:	Date:	Time:	3. Received By:	Date:	Time:

Comments

DISTRIBUTION: WHITE - Returned to Client with Report; CANARY - Stays with the Sample; PINK - Field Copy

North Canton

Chain of Custody Record

TAL-4124 (1007)

Temperature on Receipt _____

Drinking Water? Yes ☐ No ☐

TestAmerica

THE LEADER IN ENVIRONMENTAL TESTING

Client: Tetra Tech NUS	Project Manager: Tony Apanavage	Date: 8-15-08	Chain of Custody Number: 093952
Address: 20251 Century Blvd STE 200	Telephone Number (Area Code)/Fax Number: (301) 528-3021	Lab Number:	Page 1 of 1
City: Germantown; State: MD; Zip Code: 20874	Site Contact: Walt Pryor; Lab Contact: Pat O'Meara		
Project Name and Location (State): Martin State Airport	Carrier/Waybill Number:		
Contract/Purchase Order/Quote No.:			

Sample I.D. No. and Description (Containers for each sample may be combined on one line)	Date	Time	Matrix: Air	Matrix: Aqueous	Matrix: Sed.	Matrix: Soil	Containers & Preservatives: Unpres.	H2SO4	HNO3	HCl	NaOH	ZnAc/NaOH	Analysis (Attach list if more space is needed): VOCs	TAL metals	Diss metals	1,4 Dioxane	Hex chrom	Special Instructions/ Conditions of Receipt
TB-081508	8-15-08	0730		X						X			X					
DMW-1A-081508	↓	1055		X			X		X	X			X	X	X	X	X	
DMW-1B-081508	↓	1205		X			X		X	X			X	X	X	X	X	
DMW-10I-081508	↓	1502		X			X		X	X			X	X	X	X	X	

Possible Hazard Identification: ☐ Non-Hazard ☐ Flammable ☐ Skin Irritant ☐ Poison B ☐ Unknown

Sample Disposal: ☐ Return To Client ☐ Disposal By Lab ☐ Archive For _____ Months (A fee may be assessed if samples are retained longer than 1 month)

Turn Around Time Required: ☐ 24 Hours ☐ 48 Hours ☐ 7 Days ☐ 14 Days ☐ 21 Days ☐ Other _____

QC Requirements (Specify):

	Date	Time		Date	Time
1. Relinquished By: Walt Pryor	8-15-08	1630	1. Received By: [signature]	8-16-08	0915
2. Relinquished By:			2. Received By:		
3. Relinquished By:			3. Received By:		

Comments

DISTRIBUTION: WHITE - Returned to Client with Report; CANARY - Stays with the Sample; PINK - Field Copy

North Canton

35

Chain of Custody Record

Temperature on Receipt _____

Drinking Water? Yes ☐ No ☐

TestAmerica

THE LEADER IN ENVIRONMENTAL TESTING

29

TAL-4124 (1007)

Client: TEtra Tech NUS	Project Manager: Tony Apanavage	Date: 8-18-08	Chain of Custody Number: 093953
Address: 20251 Century Blvd STE 200	Telephone Number (Area Code)/Fax Number: (301) 528-3021	Lab Number:	Page 1 of 1
City: Germantown / State: MD / Zip Code: 20874	Site Contact: Walt Brown	Lab Contact: Pat O'Meara	
Project Name and Location (State): Martin State Airport	Carrier/Waybill Number:		
Contract/Purchase Order/Quote No.			

Sample I.D. No. and Description (Containers for each sample may be combined on one line)	Date	Time	Matrix: Air	Aqueous	Sed.	Soil	Containers & Preservatives: Unpres.	H2SO4	HNO3	HCl	NaOH	ZnAc/ NaOH	Analysis: VOC, TAL metals	Diss metals	1,4 Dioxane	Hex Chrom	Special Instructions/ Conditions of Receipt
TB-081808	8-18-08	0750		X						X			X				
MW-2-081808		1141		X			X		X	X			X	X	X	X	X
MW-23D-081808		1225		X			X		X	X			X	X	X	X	X
MW-23I-081808		1350		X			X		X	X			X	X	X	X	X
DMW-15-081808		1415		X			X		X	X			X	X	X	X	X
MW-22I-081808		1530		X			X		X	X			X	X	X	X	X
MW-4-081808		1542		X			X		X	X			X	X	X	X	X

Possible Hazard Identification

☐ Non-Hazard ☐ Flammable ☐ Skin Irritant ☐ Poison B ☐ Unknown

Sample Disposal

☐ Return To Client ☐ Disposal By Lab ☐ Archive For _____ Months (A fee may be assessed if samples are retained longer than 1 month)

Turn Around Time Required

☐ 24 Hours ☐ 48 Hours ☐ 7 Days ☐ 14 Days ☐ 21 Days ☐ Other _____

QC Requirements (Specify)

		Date	Time
1. Relinquished By: Walt Brown	1. Received By:	8-18-08	1700
2. Relinquished By:	2. Received By:	8-19-8	915
3. Relinquished By:	3. Received By:		

Comments

DISTRIBUTION: WHITE - Returned to Client with Report; CANARY - Stays with the Sample; PINK - Field Copy

North Canton

Chain of Custody Record

Temperature on Receipt _____

Drinking Water? Yes ☐ No ☒

TestAmerica
THE LEADER IN ENVIRONMENTAL TESTING

TAL-4124 (1007)

Client	Project Manager	Date	Chain of Custody Number
TT NUS	Tony Apanavich	8/19/08	093794
Address	Telephone Number (Area Code)/Fax Number	Lab Number	Page 1 of 1
City [redacted] / State / Zip Code	Site Contact: Walt Pryor	Lab Contact	Analysis (Attach list if more space is needed)
Project Name and Location (State): MSA	Carrier/Waybill Number		
Contract/Purchase Order/Quote No.			

Sample I.D. No. and Description (Containers for each sample may be combined on one line)	Date	Time	Matrix: Air	Aqueous	Sed.	Soil	Containers & Preservatives: Unpres.	H2SO4	HNO3	HCl	NaOH	ZnAc/ NaOH	VOCs	Total Metals	Dissolved Metals	Hex. Chrom	1,4-Dioxane	Special Instructions/ Conditions of Receipt
MSA-MW22D-081908	8/19/08	1125		X					X	X			3	1	1	1	2	
MSA-DMW25S-081908	8/19/08	1425		X					X	X			3	1	1	1	2	
MSA-DMW25I-081908	8/19/08	1437		X					X	X			3	1	1	1	2	

Possible Hazard Identification
☒ Non-Hazard ☐ Flammable ☐ Skin Irritant ☐ Poison B ☐ Unknown

Sample Disposal
☐ Return To Client ☒ Disposal By Lab ☐ Archive For _____ Months (A fee may be assessed if samples are retained longer than 1 month)

Turn Around Time Required
☐ 24 Hours ☐ 48 Hours ☒ 7 Days ☐ 14 Days ☐ 21 Days ☐ Other _____

QC Requirements (Specify)

1. Relinquished By	Date	Time	1. Received By	Date	Time
Dawn L. MacKinnon	8/19/08	4:11pm		8-20-08	0910
2. Relinquished By	Date	Time	2. Received By	Date	Time
3. Relinquished By	Date	Time	3. Received By	Date	Time

Comments

DISTRIBUTION: WHITE - Returned to Client with Report; CANARY - Stays with the Sample; PINK - Field Copy

North Canton

Chain of Custody Record

Temperature on Receipt _____

Drinking Water? Yes ☐ No ☐

TestAmerica
THE LEADER IN ENVIRONMENTAL TESTING

TAL-4124 (1007)

Client	Project Manager	Date	Chain of Custody Number
Tetra Tech NUS	Tony Aparavage	8-20-08	093620
Address	**Telephone Number (Area Code)/Fax Number**	**Lab Number**	**Page** 1 of 1
20251 Century Blvd STE 200	(301) 528-3021		
City / **State** / **Zip Code**	**Site Contact**	**Lab Contact**	
Germantown / MD / 20874	Walt Payon	Pat O'Meara	
Project Name and Location (State)	**Carrier/Waybill Number**		
Martin State Airport			
Contract/Purchase Order/Quote No.			

Sample I.D. No. and Description (Containers for each sample may be combined on one line)	Date	Time	Matrix: Air	Aqueous	Sed.	Soil	Containers & Preservatives: Unpres.	H2SO4	HNO3	HCl	NaOH	ZnAc/ NaOH	Analysis: VOCs	TAL metals	Diss metals	1,4 Dioxane	Hex Chrom	Special Instructions/ Conditions of Receipt
TB-082008	8-20-08	0730		X						X			X					
DMW-6I-082008		1309		X			X		X	X			X	X	X	X	X	
DMW-17I-082008		1325		X			X		X	X			X	X	X	X	X	
DMW-60-082008		1430		X			X		X	X			X	X	X	X	X	
DMW-17S-082008		1445		X			X		X	X			X	X	X	X	X	

Possible Hazard Identification
☐ Non-Hazard ☐ Flammable ☐ Skin Irritant ☐ Poison B ☐ Unknown

Sample Disposal
☐ Return To Client ☐ Disposal By Lab ☐ Archive For _____ Months (A fee may be assessed if samples are retained longer than 1 month)

Turn Around Time Required
☐ 24 Hours ☐ 48 Hours ☐ 7 Days ☐ 14 Days ☐ 21 Days ☐ Other _____

QC Requirements (Specify)

	Date	Time		Date	Time
1. Relinquished By: Walter Payon	8-20-08	1630	1. Received By: TESTAMERICA	21 AUG 08	0920
2. Relinquished By			2. Received By		
3. Relinquished By			3. Received By		

Comments

DISTRIBUTION: WHITE - Returned to Client with Report; CANARY - Stays with the Sample; PINK - Field Copy

North Canton

Chain of Custody Record

Temperature on Receipt _____

Drinking Water? Yes ☐ No ☐

TestAmerica
THE LEADER IN ENVIRONMENTAL TESTING

TAL-4124 (1007)

Client	Project Manager	Date	Chain of Custody Number
Tetra Tech NUS	Tony Apanavage	8-21-08	093954
Address	**Telephone Number (Area Code)/Fax Number**	**Lab Number**	**Page** 1 of 1
20251 Century Blvd STE 200	(301) 528-3021		
City / **State** / **Zip Code**	**Site Contact**	**Lab Contact**	
Germantown / MD / 20874	Walt Pryor	Pat O'meara	
Project Name and Location (State)	**Carrier/Waybill Number**		
Martin State Airport			
Contract/Purchase Order/Quote No.			

Sample I.D. No. and Description (Containers for each sample may be combined on one line)	Date	Time	Matrix: Air	Aqueous	Sed.	Soil	Containers & Preservatives: Unpres.	H2SO4	HNO3	HCl	NaOH	ZnAc/NaOH	Analysis: VOCs	TAL metals	Diss metals	1,4 Dioxane	Hex Chrom	pH + Alkalinity	COD	TOC	Special Instructions/ Conditions of Receipt
TB-082108	8-21-08	0730		X						X			X								
DMW-6S-082108		1130		X			X		X	X			X	X	X	X	X				
DMW-16I-082108		1210		X			X	X	X	X			X	X	X	X	X	X	X	X	
DMW-5D-082108		1305		X			X		X	X			X	X	X	X	X				
DMW-16S-082108		1445		X			X	X	X	X			X	X	X	X	X	X	X	X	
DMW-2S-082108		1510		X			X		X	X			X	X	X	X	X				

Possible Hazard Identification
☐ Non-Hazard ☐ Flammable ☐ Skin Irritant ☐ Poison B ☐ Unknown

Sample Disposal
☐ Return To Client ☐ Disposal By Lab ☐ Archive For _____ Months (A fee may be assessed if samples are retained longer than 1 month)

Turn Around Time Required
☐ 24 Hours ☐ 48 Hours ☐ 7 Days ☐ 14 Days ☐ 21 Days ☐ Other _____

QC Requirements (Specify)

	Date	Time		Date	Time
1. Relinquished By: Walt E Pryor	8-21-08	1630	1. Received By:	8-21-08	16:30
2. Relinquished By:	8-21-08	17:10	2. Received By: Gerry Brunner	8/22/08	9:10
3. Relinquished By:			3. Received By:		

Comments

DISTRIBUTION: WHITE - Returned to Client with Report; CANARY - Stays with the Sample; PINK - Field Copy

North Canton

Chain of Custody Record

Temperature on Receipt _____

Drinking Water? Yes ☐ No ☐

TestAmerica
THE LEADER IN ENVIRONMENTAL TESTING

41

TAL-4124 (1007)

Client: TEtra Tech NUS	Project Manager: Tony Apergavage	Date: 8-22-08	Chain of Custody Number: 093955
Address: 20251 Century Blvd STE 200	Telephone Number (Area Code)/Fax Number: (301) 528-3021	Lab Number:	Page 1 of 1
City: Germantown / State: MD / Zip Code: 20874	Site Contact: Walt Pease	Lab Contact: Pat O'Meara	Analysis (Attach list if more space is needed)
Project Name and Location (State): Martin State Airport	Carrier/Waybill Number:		Special Instructions/ Conditions of Receipt
Contract/Purchase Order/Quote No.			

Sample I.D. No. and Description (Containers for each sample may be combined on one line)	Date	Time	Matrix: Air	Aqueous	Sed.	Soil	Containers & Preservatives: Unpres.	H_2SO_4	HNO_3	HCl	NaOH	ZnAc/ NaOH	VOCs	TAL metals	Diss metals	1,4 Dioxane	Hex Chrom	pH, Alkalinity	COD	TOC
TB - 082208	8-22-08	0730		X						X			X							
DMW-9I-082208		1115		X			X	X	X	X			X	X	X	X	X	X	X	X
DMW-9D-082208		1235		X			X	X	X	X			X	X	X	X	X	X	X	X
DMW-9S-082208	↓	1525		X			X	X	X	X			X	X	X	X	X	X	X	X

Possible Hazard Identification
☐ Non-Hazard ☐ Flammable ☐ Skin Irritant ☐ Poison B ☐ Unknown

Sample Disposal
☐ Return To Client ☐ Disposal By Lab ☐ Archive For _____ Months (A fee may be assessed if samples are retained longer than 1 month)

Turn Around Time Required
☐ 24 Hours ☐ 48 Hours ☐ 7 Days ☐ 14 Days ☐ 21 Days ☐ Other _____

QC Requirements (Specify)

	Date	Time		Date	Time
1. Relinquished By: Walt Pease	8-22-08	1630	1. Received By:	8-22-08	16:30
2. Relinquished By:	8-22-08	1710	2. Received By:	8-23-08	0915
3. Relinquished By:			3. Received By:		

Comments

DISTRIBUTION: WHITE - Returned to Client with Report; CANARY - Stays with the Sample; PINK - Field Copy

North Canton

Chain of Custody Record

Temperature on Receipt _____

Drinking Water? Yes ☐ No ☐

TestAmerica
THE LEADER IN ENVIRONMENTAL TESTING

44

TAL-4124 (1007)

Client: Tetra Tech NUS	Project Manager: Tony Apanavage	Date: 8-25-08	Chain of Custody Number: 093956
Address: 20251 Century Blvd STE 200	Telephone Number (Area Code)/Fax Number: (301) 528-3021	Lab Number:	Page 1 of 1
City: Germantown / State: MD / Zip Code: 20874	Site Contact: Walt Payson	Lab Contact: Pat O'meara	
Project Name and Location (State): Martin State Airport	Carrier/Waybill Number:		
Contract/Purchase Order/Quote No.			

Sample I.D. No. and Description (Containers for each sample may be combined on one line)	Date	Time	Matrix: Air	Aqueous	Sed.	Soil	Containers & Preservatives: Unpres.	H2SO4	HNO3	HCl	NaOH	ZnAc/NaOH	Analysis: VOCs	Tal metals	D35 metals	1,4 Dioxane	Hex chrom	pH, Alkalinity	TOC	COD	Special Instructions/ Conditions of Receipt
TB-082508	8-25-08	0730		X						X			X								
DMW-4I-082508		1057		X			X		X	X			X	X	X	X	X	X	X	X	
DMW-16D-082508		1125		X			X		X	X			X	X	X	X					
DMW-4D-082508		1213		X			X		X	X			X	X	X	X	X	X	X	X	
DMW-14I-082508		1255		X			X		X	X			X	X	X	X	X	X	X	X	
DMW-4S-082508		1445		X			X		X	X			X	X	X	X	X	X	X	X	

Possible Hazard Identification
☐ Non-Hazard ☐ Flammable ☐ Skin Irritant ☐ Poison B ☐ Unknown

Sample Disposal
☐ Return To Client ☐ Disposal By Lab ☐ Archive For _____ Months (A fee may be assessed if samples are retained longer than 1 month)

Turn Around Time Required
☐ 24 Hours ☐ 48 Hours ☐ 7 Days ☐ 14 Days ☐ 21 Days ☐ Other _____

QC Requirements (Specify)

	Date	Time		Date	Time
1. Relinquished By: Walt Payson	8-25-08	1630	1. Received By:	8/26/08	0920
2. Relinquished By			2. Received By		
3. Relinquished By			3. Received By		

Comments

DISTRIBUTION: WHITE - Returned to Client with Report; CANARY - Stays with the Sample; PINK - Field Copy

North Canton

Chain of Custody Record

TAL-4124 (1007)

Temperature on Receipt _____

Drinking Water? Yes ☐ No ☐

TestAmerica
THE LEADER IN ENVIRONMENTAL TESTING

Client	Tetra Tech NUS
Address	20251 Century Blvd STE 200
City	Germantown
State	MD
Zip Code	20874
Project Name and Location (State)	Martin State Airport
Contract/Purchase Order/Quote No.	
Project Manager	Tony Apanavage
Telephone Number (Area Code)/Fax Number	(301) 528-3021
Site Contact	Walt Pryor
Lab Contact	Pat O'Meara
Carrier/Waybill Number	
Date	8-26-08
Lab Number	
Chain of Custody Number	093957
Page	1 of 1

Analysis (Attach list if more space is needed)

Sample I.D. No. and Description (Containers for each sample may be combined on one line)	Date	Time	Matrix: Air	Matrix: Aqueous	Matrix: Sed.	Matrix: Soil	Containers & Preservatives: Unpres.	H2SO4	HNO3	HCl	NaOH	ZnAc/NaOH	VOCs	TAL metals	Diss metals	6-4 Diuram	Hex chrom	pH, Alkalinity	COD	TOC	Special Instructions/ Conditions of Receipt
TB-082608	8-26-08	0730		X						X			X								
DMW-5I-082608	↓	1037		X			X	X	X	X			X	X	X	X	X	X	X	X	
DMW-5S-082608	↓	1223		X			X	X	X	X			X	X	X	X	X	X	X	X	
MW-6-082608	↓	1510		X			X		X	X			X	X	X	X	X				

Possible Hazard Identification
☐ Non-Hazard ☐ Flammable ☐ Skin Irritant ☐ Poison B ☐ Unknown

Sample Disposal
☐ Return To Client ☐ Disposal By Lab ☐ Archive For _____ Months (A fee may be assessed if samples are retained longer than 1 month)

Turn Around Time Required
☐ 24 Hours ☐ 48 Hours ☐ 7 Days ☐ 14 Days ☐ 21 Days ☐ Other _____

QC Requirements (Specify)

	Date	Time		Date	Time
1. Relinquished By: [signature]	8-26-08	1630	1. Received By: Alaina Mangun	8/27/08	915
2. Relinquished By			2. Received By		
3. Relinquished By			3. Received By		

Comments

DISTRIBUTION: WHITE - Returned to Client with Report; CANARY - Stays with the Sample; PINK - Field Copy

North Canton

Chain of Custody Record

TAL-4124 (1007)

Temperature on Receipt _____

Drinking Water? Yes ☐ No ☐

TestAmerica
THE LEADER IN ENVIRONMENTAL TESTING

Client: Tetra Tech NUS	Project Manager: Tony Apanavage	Date: 8-27-08	Chain of Custody Number: 093795
Address: 20251 Century Blvd STE 200	Telephone Number (Area Code)/Fax Number: (301) 528-3021	Lab Number:	Page 1 of 1
City: Germantown; State: MD; Zip Code: 20874	Site Contact: Walt Pryor; Lab Contact: Pat O'Meara		
Project Name and Location (State): Martin State Airport	Carrier/Waybill Number:		
Contract/Purchase Order/Quote No.:			

Sample I.D. No. and Description (Containers for each sample may be combined on one line)	Date	Time	Matrix: Air	Aqueous	Sed.	Soil	Containers & Preservatives: Unpres.	H2SO4	HNO3	HCl	NaOH	ZnAc/NaOH	Analysis (Attach list if more space is needed): VOCs	TAL metals	Diss metals	1,4 Dioxane	Hex Chrom	Special Instructions/ Conditions of Receipt
TB-082708	8-27-08	0730		X						X			X					
DMW-3D-082708	↓	1118		X			X		X	X			X	X	X	X	X	
DMW-3I-082708	↓	1236		X			X		X	X			X	X	X	X	X	
DMW-3S-082708	↓	1445		X			X		X	X			X	X	X	X	X	

Possible Hazard Identification: ☐ Non-Hazard ☐ Flammable ☐ Skin Irritant ☐ Poison B ☐ Unknown

Sample Disposal: ☐ Return To Client ☐ Disposal By Lab ☐ Archive For _____ Months (A fee may be assessed if samples are retained longer than 1 month)

Turn Around Time Required: ☐ 24 Hours ☐ 48 Hours ☐ 7 Days ☐ 14 Days ☐ 21 Days ☐ Other _____

QC Requirements (Specify)

	Date	Time		Date	Time
1. Relinquished By: Walt Pryor	8-27-08	1630	1. Received By: [signature]	8/28/08	9:15am
2. Relinquished By:			2. Received By:		
3. Relinquished By:			3. Received By:		

Comments

DISTRIBUTION: WHITE - Returned to Client with Report; CANARY - Stays with the Sample; PINK - Field Copy

North Canton

40

Chain of Custody Record

Temperature on Receipt _____

Drinking Water? Yes ☐ No ☐

TestAmerica
THE LEADER IN ENVIRONMENTAL TESTING

43

TAL-4124 (1007)

Client	Project Manager	Date	Chain of Custody Number
Tetra Tech NUS	Tony Apanavage	8-28-08	114930
Address	**Telephone Number (Area Code)/Fax Number**	**Lab Number**	**Page** 1 of 1
20251 Century Blvd STE 200	(301) 528-3021		
City / **State** / **Zip Code**	**Site Contact**	**Lab Contact**	
Germantown / MD / 20874	Walt Payne	Pat O'Gorman	
Project Name and Location (State)	**Carrier/Waybill Number**		
Martin State Airport			
Contract/Purchase Order/Quote No.			

Sample I.D. No. and Description (Containers for each sample may be combined on one line)	Date	Time	Matrix: Air	Aqueous	Sed.	Soil	Containers & Preservatives: Unpres.	H2SO4	HNO3	HCl	NaOH	ZnAc/ NaOH	Analysis: VOCs	TAL metals	Diss metals	4,4 Dioxane	Hex Chrom	pH, Alkalinity	COD	TOC	Special Instructions/ Conditions of Receipt
TB-082808	8-28-08	0730		X						X			X								
DMW-70-082808	↓	1037		X			X		X	X			X	X	X	X	X				
DMW-7I-082808		1152		X			X	X	X	X			X	X	X	X	X	X	X	X	
MW-5-082808		1502		X			X		X	X			X	X	X	X	X				

Possible Hazard Identification
☐ Non-Hazard ☐ Flammable ☐ Skin Irritant ☐ Poison B ☐ Unknown

Sample Disposal
☐ Return To Client ☐ Disposal By Lab ☐ Archive For _____ Months (A fee may be assessed if samples are retained longer than 1 month)

Turn Around Time Required
☐ 24 Hours ☐ 48 Hours ☐ 7 Days ☐ 14 Days ☐ 21 Days ☐ Other _____

QC Requirements (Specify)

	Date	Time		Date	Time
1. Relinquished By: Walt E Payne	8-28-08	1630	1. Received By:	8-29-8	9:20
2. Relinquished By			2. Received By		
3. Relinquished By			3. Received By		

Comments

DISTRIBUTION: WHITE - Returned to Client with Report; CANARY - Stays with the Sample; PINK - Field Copy

North Canton

Chain of Custody Record

Temperature on Receipt _____

Drinking Water? Yes ☐ No ☐

TestAmerica

THE LEADER IN ENVIRONMENTAL TESTING

46

TAL-4124 (1007)

Client: Tetra Tech NUS	Project Manager: Tony Apanavage	Date: 8-29-08	Chain of Custody Number: 114928
Address: 20251 Century Blvd STE 200	Telephone Number (Area Code)/Fax Number: (301) 528-3021	Lab Number:	Page 1 of 1
City: Germantown / State: MD / Zip Code: 20874	Site Contact: Walt Pryor	Lab Contact: Pat O'Meara	
Project Name and Location (State): Martin State Airport	Carrier/Waybill Number:		
Contract/Purchase Order/Quote No.			

Sample I.D. No. and Description (Containers for each sample may be combined on one line)	Date	Time	Matrix: Air	Aqueous	Sed.	Soil	Containers & Preservatives: Unpres.	H2SO4	HNO3	HCl	NaOH	ZnAc/ NaOH	Analysis: VOCs	TAL metals	Diss metals	1,4 Dioxane	Hex chrom	pH, Alkalinity	COD	TOC	Special Instructions/ Conditions of Receipt
TB-082908	8-29-08	0730		X						X			X								
DMW-2B-082908	↓	1051		X			X		X	X			X	X	X	X	X				
DMW-2A-082908	↓	1201		X			X	X	X	X			X	X	X	X	X	X	X	X	

Possible Hazard Identification

☐ Non-Hazard ☐ Flammable ☐ Skin Irritant ☐ Poison B ☐ Unknown

Sample Disposal

☐ Return To Client ☐ Disposal By Lab ☐ Archive For _____ Months (A fee may be assessed if samples are retained longer than 1 month)

Turn Around Time Required

☐ 24 Hours ☐ 48 Hours ☐ 7 Days ☐ 14 Days ☐ 21 Days ☐ Other _____

QC Requirements (Specify)

	Date	Time		Date	Time
1. Relinquished By: Walt Pryor	8-29-08	1400	1. Received By:	8-30-08	0920
2. Relinquished By			2. Received By		
3. Relinquished By			3. Received By		

Comments

DISTRIBUTION: WHITE - Returned to Client with Report; CANARY - Stays with the Sample; PINK - Field Copy

North Canton

Chain of Custody Record

TAL-4124 (1007)

Temperature on Receipt _____

Drinking Water? Yes ☐ No ☐

TestAmerica
THE LEADER IN ENVIRONMENTAL TESTING

Client: Tetra Tech NUS	Project Manager: Tony Apanavage	Date: 9-2-08	Chain of Custody Number: 093796
Address: 20251 Century Blvd STE 200	Telephone Number (Area Code)/Fax Number: (301) 528-3021	Lab Number:	Page 1 of 1
City: Germantown; State: MD; Zip Code: 20874	Site Contact: Walt Pryor; Lab Contact: Pat O'meara		
Project Name and Location (State): Martin State Airport	Carrier/Waybill Number:		
Contract/Purchase Order/Quote No.:			

Analysis (Attach list if more space is needed)

Sample I.D. No. and Description (Containers for each sample may be combined on one line)	Date	Time	Matrix: Air	Aqueous	Sed.	Soil	Containers & Preservatives: Unpres.	H2SO4	HNO3	HCl	NaOH	ZnAc/NaOH	VOCs	TAL metals	0.5S metals	1,4 Dioxane	Hex Chrom	pH, Alkalinity	TOC	COD	Special Instructions/ Conditions of Receipt
TB-090208	9-2-08	0730		X						X			X								
DMW-18I-090208	↓	1047		X			X	X	X	X			X	X	X	X	X	X	X	X	
DMW-18D-090208	↓	1205		X			X	X	X	X			X	X	X	X	X	X	X	X	
DMW-18S-090208	↓	1501		X			X	X	X	X			X	X	X	X	X	X	X	X	

Possible Hazard Identification: ☐ Non-Hazard ☐ Flammable ☐ Skin Irritant ☐ Poison B ☐ Unknown

Sample Disposal: ☐ Return To Client ☐ Disposal By Lab ☐ Archive For _____ Months (A fee may be assessed if samples are retained longer than 1 month)

Turn Around Time Required: ☐ 24 Hours ☐ 48 Hours ☐ 7 Days ☐ 14 Days ☐ 21 Days ☐ Other _____

QC Requirements (Specify)

	Date	Time		Date	Time
1. Relinquished By: Walt Pryor	9-2-08	1630	1. Received By: J Maddox	9/3/08	9:30 am
2. Relinquished By:			2. Received By:		
3. Relinquished By:			3. Received By:		

Comments

DISTRIBUTION: WHITE - Returned to Client with Report; CANARY - Stays with the Sample; PINK - Field Copy

North Canton

Chain of Custody Record

Temperature on Receipt _____

Drinking Water? Yes ☐ No ☐

TestAmerica
THE LEADER IN ENVIRONMENTAL TESTING

TAL-4124 (1007)

Client	Project Manager	Date	Chain of Custody Number
Tetra Tech MS	Tony Apanavage	9-3-08	093742
Address	**Telephone Number (Area Code)/Fax Number**	**Lab Number**	**Page** 1 of 1
20251 Century Blvd STE 200	(301) 528-3021		
City / **State** / **Zip Code**	**Site Contact**	**Lab Contact**	
Germantown / MD / 20874	Walt Pava	Pat O'Meara	
Project Name and Location (State)	**Carrier/Waybill Number**		
Martin State Airport			
Contract/Purchase Order/Quote No.			

Sample I.D. No. and Description (Containers for each sample may be combined on one line)	Date	Time	Matrix: Air	Aqueous	Sed.	Soil	Containers & Preservatives: Unpres.	H2SO4	HNO3	HCl	NaOH	ZnAc/ NaOH	Analysis: VOCs	Tal metals	Diss metals	1,4 Dioxane	Hex chrom	Pet Hydrocarbons	COD	TOC	Special Instructions/ Conditions of Receipt
TB-090308	9-3-08	0730		X						X			X								
DMW-140-090308	↓	1125		X			X	X	X	X			X	X	X	X	X	X	X	X	

Possible Hazard Identification
☐ Non-Hazard ☐ Flammable ☐ Skin Irritant ☐ Poison B ☐ Unknown

Sample Disposal
☐ Return To Client ☐ Disposal By Lab ☐ Archive For _____ Months
(A fee may be assessed if samples are retained longer than 1 month)

Turn Around Time Required
☐ 24 Hours ☐ 48 Hours ☐ 7 Days ☐ 14 Days ☐ 21 Days ☐ Other _____

QC Requirements (Specify)

	Date	Time		Date	Time
1. Relinquished By: Walt Pava	9-3-08	1630	1. Received By	9-4-08	9:30
2. Relinquished By			2. Received By		
3. Relinquished By			3. Received By		

Comments

DISTRIBUTION: WHITE - Returned to Client with Report; CANARY - Stays with the Sample; PINK - Field Copy

North Canton

52

Chain of Custody Record

Temperature on Receipt _____

Drinking Water? Yes ☐ No ☐

TestAmerica

THE LEADER IN ENVIRONMENTAL TESTING

TAL-4124 (1007)

Client: Tetra Tech NUS	Project Manager: Tony Apanavage	Date: 9-5-08	Chain of Custody Number: 093910
Address: 20251 Century Blvd	Telephone Number (Area Code)/Fax Number: (301) 528-3021	Lab Number:	Page 1 of 1
City: Germantown; State: MD; Zip Code: 20874	Site Contact: Walt Pope; Lab Contact: Pat O'Meane		
Project Name and Location (State): Martin State Airport	Carrier/Waybill Number:		
Contract/Purchase Order/Quote No.:			

Sample I.D. No. and Description (Containers for each sample may be combined on one line)	Date	Time	Matrix: Air	Aqueous	Sed.	Soil	Containers & Preservatives: Unpres.	H2SO4	HNO3	HCl	NaOH	ZnAc/NaOH	Analysis (Attach list if more space is needed): VOCs	Tal metals	Diss metals	1,4 Dioxane	Hex Chrom	Special Instructions/ Conditions of Receipt
TB-090508	9-5-08	0730		X						X			X					
DMW-170-090508	↓	1400		X			X		X	X			X	X	X	X	X	Diss metals needs Filtered please

Possible Hazard Identification: ☐ Non-Hazard ☐ Flammable ☐ Skin Irritant ☐ Poison B ☐ Unknown

Sample Disposal: ☐ Return To Client ☐ Disposal By Lab ☐ Archive For _____ Months (A fee may be assessed if samples are retained longer than 1 month)

Turn Around Time Required: ☐ 24 Hours ☐ 48 Hours ☐ 7 Days ☐ 14 Days ☐ 21 Days ☐ Other _____

QC Requirements (Specify)

	Date	Time		Date	Time
1. Relinquished By: Walt Pope	9-5-08	1630	1. Received By: Alaina Mangan	9/6/08	920
2. Relinquished By			2. Received By		
3. Relinquished By			3. Received By		

Comments

DISTRIBUTION: WHITE - Returned to Client with Report; CANARY - Stays with the Sample; PINK - Field Copy

North Canton

55

APPENDIX D

DATA VALIDATION REPORTS (ON CD)

Tetra Tech NUS **INTERNAL CORRESPONDENCE**

TO: **A. APANAVAGE** **DATE:** **OCTOBER 15, 2008**

FROM: **JOSEPH KALINYAK** **COPIES:** **DV FILE**

SUBJECT: **ORGANIC DATA VALIDATION - VOA/SVOA**
MARTIN STATE AIRPORT
SDG 8H07118

SAMPLES: 20/Aqueous/VOC

DMW-10S-080808	DMW-21D-080808	DMW-21I-080808
DMW-27DEEP-080808	DMW-28I-080808	DMW-29DEEP-080808
MSA-MW15D-080608	MSA-MW15I-080608	MSA-MW15S-080608
MSA-MW19D-080708	MSA-MW19I-080708	MSA-MW20D-080608
MSA-MW20I-080608	MSA-MW20S-080608	MSA-MW26D-080708
MSA-MW26I-080708	MSA-MW26S-080708	TB-080608
TB-080708	TB-080808	

17/Aqueous/SVOC

DMW-10S-080808	DMW-21D-080808	DMW-21I-080808
DMW-27DEEP-080808	DMW-28I-080808	DMW-29DEEP-080808
MSA-MW15D-080608	MSA-MW15I-080608	MSA-MW15S-080608
MSA-MW19D-080708	MSA-MW19I-080708	MSA-MW20D-080608
MSA-MW20I-080608	MSA-MW20S-080608	MSA-MW26D-080708
MSA-MW26I-080708	MSA-MW26S-080708	

Overview

The sample set for Lockheed Martin State Airport, SDG 8G30192 consists of seventeen (17) aqueous environmental samples and three (3) trip blanks. The seventeen aqueous samples were analyzed for Target Compound List (TCL) volatile organic compounds (VOC) and the semi-volatile organic compound (SVOC) 1,4-dioxane. The trip blanks were only analyzed for VOC compounds. There were no field duplicates associated with this data set.

The samples were collected by Tetra Tech on August 6, 7, and 8, 2008 and analyzed by Test America Corporation. All analyses were conducted in accordance with SW-846 Methods 8260B and 8270C analytical and reporting protocols.

The data contained in this SDG was validated with regard to the following parameters: data completeness, holding times, GCMS tuning, initial/continuing calibrations, laboratory method blank results, surrogate spike recoveries, blank spike/blank spike duplicate results, internal standard recoveries, chromatographic resolution, compound identification, compound quantitation, field duplicate precision, and detection limits. Areas of concern are listed below.

Major

- The VOC average RRF value was <0.05 the quality control limit for tert-butyl alcohol for the initial calibration performed on instrument A3UX10 on 07/31/08 and all continuing calibration checks. All sample non-detected results were qualified rejected, (UR), and sample positive results were qualified biased low, (L).

Minor

- Positive results reported below the reporting limit (RL) but above the method detection limit (MDL) for the organic analyses were qualified as estimated, (J).

- The following analytes were detected in the method blank or the trip blank.

Analyte	Maximum Concentration	Action Level
Acetone [1]	1.80 µg/l	18.0 µg/l
2-Butanone [1]	0.93 µg/l	9.30 µg/l
2-Butanone [2]	2.20 µg/l	22.0 µg/l
Methylene chloride [2]	0.63 µg/l	6.30 µg/l
Acetone [3]	8.80 µg/l	88.0 µg/l
1,2,3-Trichlorobenzene [3]	0.19 µg/l	0.95 µg/l
1,2-Dichloroethane [3]	0.74 µg/l	3.70 µg/l
Methylene chloride [3]	4.70 µg/l	47.0 µg/l
Trichloroethene [3]	0.55 µg/l	2.75 µg/l
Acetone [4]	5.30 µg/l	53.0 µg/l
1,2-Dichloroethane [4]	0.84 µg/l	4.20 µg/l
Methylene chloride [4]	4.50 µg/l	45.0 µg/l
Trichloroethene [4]	0.76 µg/l	3.80 µg/l
Acetone [5]	5.40 µg/l	54.0 µg/l
1,2-Dichloroethane [5]	0.84 µg/l	4.20 µg/l
Methylene chloride [5]	4.60 µg/l	46.0 µg/l
Trichloroethene [5]	0.81 µg/l	4.05 µg/l

[1] Maximum concentration detected in the method blank KVDX31AA affecting samples TB-080608, MSA-MW15D-080608, MSA-MW20S-080608, MSA-MW20I-080608, MSA-MW15I-080608, MSA-MW15S-080608, and MSA-MW20D-080608.

[2] Maximum concentration detected in the method blank KVCEK1AA affecting samples TB-080708, MSA-MW26S-080708, MSA-MW19I-080708, MSA-MW26D-080708, MSA-MW19D-080708, MSA-MW26I-080708, TB-080808, DMW-21I-080808, DMW-28I-080808, DMW-21D-080808, DMW-27DEEP-080808, DMW-10S-080808, and DMW-29DEEP-080808.

[3] Maximum concentration detected in the trip blank TB-080608 affecting SDG samples sampled on 08/06/08.

[4] Maximum concentration detected in the trip blank TB-080708 affecting SDG samples sampled on 08/07//08.

[5] Maximum concentration detected in the trip blank TB-080808 affecting SDG samples sampled on 08/08//08.

An action level of 10X the maximum contaminant level for the common laboratory contaminants acetone, 2-butanone and methylene chloride and 5X the maximum contaminant level for all other analytes has been used to evaluate sample data for blank contamination. Sample aliquot and dilution factors, if applicable, were taken into consideration when evaluating for blank contamination for each individual sample. Positive results for these compounds reported at concentrations below the action level were qualified, (B), as a result of blank contamination.

Notes

The continuing calibration verification %D was greater than 25% (but less than 50%) the quality control limit for 2-butanone on instrument A3UX10 on 08/14/08 @ 10:54. The affected samples which had non-detects for 2-butanone were not qualified. The positive detection for 2-butanone for sample MSA-MW15D-080608 was qualified due to method blank contamination and was not further qualified.

The SVOC matrix spike/matrix spike duplicate had RPD's and recoveries outside acceptance limits. However, since the associated method blanks and laboratory control samples were in control, no corrective action was necessary.

Executive Summary

Laboratory Performance: The VOC initial and continuing calibration RRF for tert-butyl alcohol was <0.05, the quality control limit. There was blank contamination in both the VOC method blanks and the VOC trip blanks.

Other Factors Affecting Data Quality: Dilutions were performed on samples for VOC analyses affecting detection and reporting limits. The SVOC MS/MSD had recoveries and RPDs outside acceptance limits.

The data for these analyses were reviewed with reference to Region III modifications to U.S. EPA National Functional Guidelines for Organic Data Validation (Sept. 1994). The text of this report has been formulated to address only those problem areas affecting data quality.

Tetra Tech NUS
Joseph Kalinyak
Chemist/Data Validator

Tetra Tech NUS
Joseph A. Samchuck
Quality Assurance Officer

Attachments:
Appendix A – Qualified Analytical Results
Appendix B – Results as Reported by the Laboratory
Appendix C – Support Documentation

Appendix A

Qualified Analytical Results

Qualifier Codes:

A = Lab Blank Contamination
B = Field Blank Contamination
C = Calibration Noncompliance (i.e., % RSDs, %Ds, ICVs, CCVs, RRFs, etc.)
C01 = GC/MS Tuning Noncompliance
D = MS/MSD Recovery Noncompliance
E = LCS/LCSD Recovery Noncompliance
F = Lab Duplicate Imprecision
G = Field Duplicate Imprecision
H = Holding Time Exceedance
I = ICP Serial Dilution Noncompliance
J = GFAA PDS - GFAA MSA's $r < 0.995$
K = ICP Interference - includes ICS % R Noncompliance
L = Instrument Calibration Range Exceedance
M = Sample Preservation Noncompliance
N = Internal Standard Noncompliance
N01 = Internal Standard Recovery Noncompliance Dioxins
N02 = Recovery Standard Noncompliance Dioxins
N03 = Clean-up Standard Noncompliance Dioxins
O = Poor Instrument Performance (i.e., base-time drifting)
P = Uncertainty near detection limit (< 2 x IDL for inorganics and <CRQL for organics)
Q = Other problems (can encompass a number of issues; i.e.chromatography,interferences, etc.)
R = Surrogates Recovery Noncompliance
S = Pesticide/PCB Resolution
T = % Breakdown Noncompliance for DDT and Endrin
U = % Difference between columns/detectors >25% for positive results determined via GC/HPLC
V = Non-linear calibrations; correlation coefficient $r < 0.995$
W = EMPC result
X = Signal to noise response drop
Y = Percent solids <30%
Z = Uncertainty at 2 sigma deviation is less than sample activity

PROJ_NO: 01660

SDG: 8H07118 MEDIA: WATER DATA FRACTION: OV

nsample	DMW-10S-080808DL
samp_date	8/8/2008
lab_id	A8H090106006
qc_type	NM
units	UG/L
Pct_Solids	
DUP_OF:	

Parameter	Result	Val Qual	Qual Code
1,1,1,2-TETRACHLOROETHANE	1.80	U	
1,1,1-TRICHLOROETHANE	1.80	U	
1,1,2,2-TETRACHLOROETHANE	1.40	U	
1,1,2-TRICHLOROTRIFLUOROETHANE	2.20	U	
1,1-DICHLOROETHANE	1.20	U	
1,1-DICHLOROETHENE	1.50	U	
1,1-DICHLOROPROPENE	1.00	U	
1,2,3-TRICHLOROBENZENE	1.40	U	
1,2,3-TRICHLOROPROPANE	3.40	U	
1,2,3-TRIMETHYLBENZENE	0.047	U	
1,2,4-TRICHLOROBENZENE	1.20	U	
1,2,4-TRIMETHYLBENZENE	0.96	U	
1,2-DIBROMO-3-CHLOROPROPANE	5.40	U	
1,2-DIBROMOETHANE	1.90	U	
1,2-DICHLOROBENZENE	1.00	U	
1,2-DICHLOROETHANE	1.80	U	
1,2-DICHLOROPROPANE	1.40	U	
1,3-DICHLOROBENZENE	1.10	U	
1,3-DICHLOROPROPANE	1.30	U	
1,4-DICHLOROBENZENE	1.00	U	
2,2-DICHLOROPROPANE	1.00	U	
2-BUTANONE	4.60	U	
2-CHLOROETHYL VINYL ETHER	7.90	U	
2-CHLOROTOLUENE	0.88	U	
2-HEXANONE	3.30	U	
4-CHLOROTOLUENE	1.40	U	
4-ISOPROPYLTOLUENE	0.96	U	
4-METHYL-2-PENTANONE	2.60	U	
ACETONE	17	B	B
BENZENE	1.00	U	
BROMOBENZENE	1.00	U	
BROMOCHLOROMETHANE	2.30	U	

nsample	DMW-10S-080808DL
samp_date	8/8/2008
lab_id	A8H090106006
qc_type	NM
units	UG/L
Pct_Solids	
DUP_OF:	

Parameter	Result	Val Qual	Qual Code
BROMODICHLOROMETHANE	1.20	U	
BROMOFORM	5.10	U	
BROMOMETHANE	3.30	U	
CARBON DISULFIDE	1.00	U	
CARBON TETRACHLORIDE	1.00	U	
CHLOROBENZENE	1.20	U	
CHLORODIBROMOMETHANE	1.40	U	
CHLOROETHANE	2.30	U	
CHLOROFORM	1.30	U	
CHLOROMETHANE	2.40	U	
CIS-1,2-DICHLOROETHENE	1.40	U	
CIS-1,3-DICHLOROPROPENE	1.10	U	
DIBROMOMETHANE	2.20	U	
DICHLORODIFLUOROMETHANE	2.50	U	
DIISOPROPYL ETHER	12.00	U	
ETHYL TERT-BUTYL ETHER	0.88	U	
ETHYLBENZENE	1.40	U	
HEXACHLOROBUTADIENE	2.40	U	
ISOPROPYLBENZENE	1.00	U	
M+P-XYLENES	1.90	U	
METHYL TERT-BUTYL ETHER	1.40	U	
METHYLENE CHLORIDE	2.60	U	
NAPHTHALENE	1.90	U	
N-BUTYLBENZENE	0.96	U	
N-PROPYLBENZENE	1.10	U	
O-XYLENE	1.10	U	
SEC-BUTYLBENZENE	1.00	U	
STYRENE	0.88	U	
TERT-AMYL METHYL ETHER	0.54	U	
TERT-BUTYLBENZENE	1.00	U	
TERTIARY-BUTYL ALCOHOL	31.00	UR	C
TETRACHLOROETHENE	2.30	U	

nsample	DMW-10S-080808DL
samp_date	8/8/2008
lab_id	A8H090106006
qc_type	NM
units	UG/L
Pct_Solids	
DUP_OF:	

Parameter	Result	Val Qual	Qual Code
TOLUENE	1.00	U	
TOTAL XYLENES	2.20	U	
TRANS-1,2-DICHLOROETHENE	1.50	U	
TRANS-1,3-DICHLOROPROPENE	1.50	U	
TRICHLOROETHENE	1.40	U	
TRICHLOROFLUOROMETHANE	1.70	U	
VINYL ACETATE	1.50	U	
VINYL CHLORIDE	170		

PROJ_NO: 01660

SDG: 8H07118 MEDIA: WATER DATA FRACTION: OV

nsample	DMW-21D-080808
samp_date	8/8/2008
lab_id	A8H090106004
qc_type	NM
units	UG/L
Pct_Solids	
DUP_OF:	

Parameter	Result	Val Qual	Qual Code
1,1,1,2-TETRACHLOROETHANE	0.23	U	
1,1,1-TRICHLOROETHANE	0.22	U	
1,1,2,2-TETRACHLOROETHANE	0.18	U	
1,1,2-TRICHLOROTRIFLUOROETHANE	0.28	U	
1,1-DICHLOROETHANE	0.15	U	
1,1-DICHLOROETHENE	0.19	U	
1,1-DICHLOROPROPENE	0.13	U	
1,2,3-TRICHLOROBENZENE	0.17	U	
1,2,3-TRICHLOROPROPANE	0.43	U	
1,2,3-TRIMETHYLBENZENE	0.0059	U	
1,2,4-TRICHLOROBENZENE	0.15	U	
1,2,4-TRIMETHYLBENZENE	0.12	U	
1,2-DIBROMO-3-CHLOROPROPANE	0.67	U	
1,2-DIBROMOETHANE	0.24	U	
1,2-DICHLOROBENZENE	0.13	U	
1,2-DICHLOROETHANE	0.22	U	
1,2-DICHLOROPROPANE	0.18	U	
1,3-DICHLOROBENZENE	0.14	U	
1,3-DICHLOROPROPANE	0.16	U	
1,4-DICHLOROBENZENE	0.13	U	
2,2-DICHLOROPROPANE	0.13	U	
2-BUTANONE	0.57	U	
2-CHLOROETHYL VINYL ETHER	0.99	U	
2-CHLOROTOLUENE	0.11	U	
2-HEXANONE	0.41	U	
4-CHLOROTOLUENE	0.18	U	
4-ISOPROPYLTOLUENE	0.12	U	
4-METHYL-2-PENTANONE	0.32	U	
ACETONE	5.9	B	B
BENZENE	0.13	U	
BROMOBENZENE	0.13	U	
BROMOCHLOROMETHANE	0.29	U	

nsample	DMW-21D-080808
samp_date	8/8/2008
lab_id	A8H090106004
qc_type	NM
units	UG/L
Pct_Solids	
DUP_OF:	

Parameter	Result	Val Qual	Qual Code
BROMODICHLOROMETHANE	0.15	U	
BROMOFORM	0.64	U	
BROMOMETHANE	0.41	U	
CARBON DISULFIDE	0.13	U	
CARBON TETRACHLORIDE	0.13	U	
CHLOROBENZENE	0.15	U	
CHLORODIBROMOMETHANE	0.18	U	
CHLOROETHANE	0.29	U	
CHLOROFORM	0.16	U	
CHLOROMETHANE	0.30	U	
CIS-1,2-DICHLOROETHENE	0.17	U	
CIS-1,3-DICHLOROPROPENE	0.14	U	
DIBROMOMETHANE	0.28	U	
DICHLORODIFLUOROMETHANE	0.31	U	
DIISOPROPYL ETHER	1.50	U	
ETHYL TERT-BUTYL ETHER	0.11	U	
ETHYLBENZENE	0.17	U	
HEXACHLOROBUTADIENE	0.30	U	
ISOPROPYLBENZENE	0.13	U	
M+P-XYLENES	0.24	U	
METHYL TERT-BUTYL ETHER	0.17	U	
METHYLENE CHLORIDE	0.33	U	
NAPHTHALENE	0.24	U	
N-BUTYLBENZENE	0.12	U	
N-PROPYLBENZENE	0.14	U	
O-XYLENE	0.14	U	
SEC-BUTYLBENZENE	0.13	U	
STYRENE	0.11	U	
TERT-AMYL METHYL ETHER	0.067	U	
TERT-BUTYLBENZENE	0.13	U	
TERTIARY-BUTYL ALCOHOL	3.90	UR	C
TETRACHLOROETHENE	0.29	U	

nsample	DMW-21D-080808
samp_date	8/8/2008
lab_id	A8H090106004
qc_type	NM
units	UG/L
Pct_Solids	
DUP_OF:	

Parameter	Result	Val Qual	Qual Code
TOLUENE	9.2		
TOTAL XYLENES	0.28	U	
TRANS-1,2-DICHLOROETHENE	0.19	U	
TRANS-1,3-DICHLOROPROPENE	0.19	U	
TRICHLOROETHENE	0.17	U	
TRICHLOROFLUOROMETHANE	0.21	U	
VINYL ACETATE	0.19	U	
VINYL CHLORIDE	0.22	U	

PROJ_NO: 01660

SDG: 8H07118 MEDIA: WATER DATA FRACTION: OV

nsample	DMW-21I-080808DL
samp_date	8/8/2008
lab_id	A8H090106002
qc_type	NM
units	UG/L
Pct_Solids	
DUP_OF:	

Parameter	Result	Val Qual	Qual Code
1,1,1,2-TETRACHLOROETHANE	5.80	U	
1,1,1-TRICHLOROETHANE	5.50	U	
1,1,2,2-TETRACHLOROETHANE	4.50	U	
1,1,2-TRICHLOROTRIFLUOROETHANE	7.00	U	
1,1-DICHLOROETHANE	3.80	U	
1,1-DICHLOROETHENE	5	J	P
1,1-DICHLOROPROPENE	3.20	U	
1,2,3-TRICHLOROBENZENE	4.20	U	
1,2,3-TRICHLOROPROPANE	11.00	U	
1,2,3-TRIMETHYLBENZENE	0.150	U	
1,2,4-TRICHLOROBENZENE	3.80	U	
1,2,4-TRIMETHYLBENZENE	3.00	U	
1,2-DIBROMO-3-CHLOROPROPANE	17.00	U	
1,2-DIBROMOETHANE	6.00	U	
1,2-DICHLOROBENZENE	3.20	U	
1,2-DICHLOROETHANE	5.50	U	
1,2-DICHLOROPROPANE	4.50	U	
1,3-DICHLOROBENZENE	3.50	U	
1,3-DICHLOROPROPANE	4.00	U	
1,4-DICHLOROBENZENE	3.20	U	
2,2-DICHLOROPROPANE	3.20	U	
2-BUTANONE	14.00	U	
2-CHLOROETHYL VINYL ETHER	25.00	U	
2-CHLOROTOLUENE	2.80	U	
2-HEXANONE	10.00	U	
4-CHLOROTOLUENE	4.50	U	
4-ISOPROPYLTOLUENE	3.00	U	
4-METHYL-2-PENTANONE	8.00	U	
ACETONE	68	B	B
BENZENE	3.20	U	
BROMOBENZENE	3.20	U	
BROMOCHLOROMETHANE	7.20	U	

nsample	DMW-21I-080808DL
samp_date	8/8/2008
lab_id	A8H090106002
qc_type	NM
units	UG/L
Pct_Solids	
DUP_OF:	

Parameter	Result	Val Qual	Qual Code
BROMODICHLOROMETHANE	3.80	U	
BROMOFORM	16.00	U	
BROMOMETHANE	10.00	U	
CARBON DISULFIDE	3.20	U	
CARBON TETRACHLORIDE	3.20	U	
CHLOROBENZENE	3.80	U	
CHLORODIBROMOMETHANE	4.50	U	
CHLOROETHANE	7.20	U	
CHLOROFORM	4.00	U	
CHLOROMETHANE	7.50	U	
CIS-1,2-DICHLOROETHENE	770		
CIS-1,3-DICHLOROPROPENE	3.50	U	
DIBROMOMETHANE	7.00	U	
DICHLORODIFLUOROMETHANE	7.80	U	
DIISOPROPYL ETHER	38.00	U	
ETHYL TERT-BUTYL ETHER	2.80	U	
ETHYLBENZENE	4.20	U	
HEXACHLOROBUTADIENE	7.50	U	
ISOPROPYLBENZENE	3.20	U	
M+P-XYLENES	6.00	U	
METHYL TERT-BUTYL ETHER	4.20	U	
METHYLENE CHLORIDE	8.20	U	
NAPHTHALENE	6.00	U	
N-BUTYLBENZENE	3.00	U	
N-PROPYLBENZENE	3.50	U	
O-XYLENE	3.50	U	
SEC-BUTYLBENZENE	3.20	U	
STYRENE	2.80	U	
TERT-AMYL METHYL ETHER	1.70	U	
TERT-BUTYLBENZENE	3.20	U	
TERTIARY-BUTYL ALCOHOL	98.00	UR	C
TETRACHLOROETHENE	7.20	U	

nsample	DMW-21I-080808DL
samp_date	8/8/2008
lab_id	A8H090106002
qc_type	NM
units	UG/L
Pct_Solids	
DUP_OF:	

Parameter	Result	Val Qual	Qual Code
TOLUENE	3.20	U	
TOTAL XYLENES	7.00	U	
TRANS-1,2-DICHLOROETHENE	4.80	U	
TRANS-1,3-DICHLOROPROPENE	4.80	U	
TRICHLOROETHENE	210		
TRICHLOROFLUOROMETHANE	5.20	U	
VINYL ACETATE	4.80	U	
VINYL CHLORIDE	180		

PROJ_NO: 01660

SDG: 8H07118 MEDIA: WATER DATA FRACTION: OV

nsample	DMW-27DEEP-080808	nsample	DMW-27DEEP-080808	nsample	DMW-27DEEP-080808
samp_date	8/8/2008	samp_date	8/8/2008	samp_date	8/8/2008
lab_id	A8H090106005	lab_id	A8H090106005	lab_id	A8H090106005
qc_type	NM	qc_type	NM	qc_type	NM
units	UG/L	units	UG/L	units	UG/L
Pct_Solids		Pct_Solids		Pct_Solids	
DUP_OF:		DUP_OF:		DUP_OF:	

Parameter	Result	Val Qual	Qual Code
1,1,1,2-TETRACHLOROETHANE	0.23	U	
1,1,1-TRICHLOROETHANE	0.22	U	
1,1,2,2-TETRACHLOROETHANE	0.18	U	
1,1,2-TRICHLOROTRIFLUOROETHANE	0.28	U	
1,1-DICHLOROETHANE	0.15	U	
1,1-DICHLOROETHENE	0.19	U	
1,1-DICHLOROPROPENE	0.13	U	
1,2,3-TRICHLOROBENZENE	0.17	U	
1,2,3-TRICHLOROPROPANE	0.43	U	
1,2,3-TRIMETHYLBENZENE	0.0059	U	
1,2,4-TRICHLOROBENZENE	0.15	U	
1,2,4-TRIMETHYLBENZENE	0.12	U	
1,2-DIBROMO-3-CHLOROPROPANE	0.67	U	
1,2-DIBROMOETHANE	0.24	U	
1,2-DICHLOROBENZENE	0.13	U	
1,2-DICHLOROETHANE	0.22	U	
1,2-DICHLOROPROPANE	0.18	U	
1,3-DICHLOROBENZENE	0.14	U	
1,3-DICHLOROPROPANE	0.16	U	
1,4-DICHLOROBENZENE	0.13	U	
2,2-DICHLOROPROPANE	0.13	U	
2-BUTANONE	0.97	B	A
2-CHLOROETHYL VINYL ETHER	0.99	U	
2-CHLOROTOLUENE	0.11	U	
2-HEXANONE	0.41	U	
4-CHLOROTOLUENE	0.18	U	
4-ISOPROPYLTOLUENE	0.12	U	
4-METHYL-2-PENTANONE	0.32	U	
ACETONE	2.1	B	B
BENZENE	0.13	U	
BROMOBENZENE	0.13	U	
BROMOCHLOROMETHANE	0.29	U	

Parameter	Result	Val Qual	Qual Code
BROMODICHLOROMETHANE	0.15	U	
BROMOFORM	0.64	U	
BROMOMETHANE	0.41	U	
CARBON DISULFIDE	0.29	J	P
CARBON TETRACHLORIDE	0.13	U	
CHLOROBENZENE	0.15	U	
CHLORODIBROMOMETHANE	0.18	U	
CHLOROETHANE	0.29	U	
CHLOROFORM	5.8		
CHLOROMETHANE	0.30	U	
CIS-1,2-DICHLOROETHENE	0.17	U	
CIS-1,3-DICHLOROPROPENE	0.14	U	
DIBROMOMETHANE	0.28	U	
DICHLORODIFLUOROMETHANE	0.31	U	
DIISOPROPYL ETHER	1.50	U	
ETHYL TERT-BUTYL ETHER	0.11	U	
ETHYLBENZENE	0.17	U	
HEXACHLOROBUTADIENE	0.30	U	
ISOPROPYLBENZENE	0.13	U	
M+P-XYLENES	0.24	U	
METHYL TERT-BUTYL ETHER	0.17	U	
METHYLENE CHLORIDE	0.76	B	B
NAPHTHALENE	0.24	U	
N-BUTYLBENZENE	0.12	U	
N-PROPYLBENZENE	0.14	U	
O-XYLENE	0.14	U	
SEC-BUTYLBENZENE	0.13	U	
STYRENE	0.11	U	
TERT-AMYL METHYL ETHER	0.067	U	
TERT-BUTYLBENZENE	0.13	U	
TERTIARY-BUTYL ALCOHOL	3.90	UR	C
TETRACHLOROETHENE	0.29	U	

Parameter	Result	Val Qual	Qual Code
TOLUENE	1.2		
TOTAL XYLENES	0.28	U	
TRANS-1,2-DICHLOROETHENE	0.19	U	
TRANS-1,3-DICHLOROPROPENE	0.19	U	
TRICHLOROETHENE	0.17	U	
TRICHLOROFLUOROMETHANE	0.21	U	
VINYL ACETATE	0.19	U	
VINYL CHLORIDE	0.22	U	

PROJ_NO: 01660

SDG: 8H07118 MEDIA: WATER DATA FRACTION: OV

nsample	DMW-28I-080808DL
samp_date	8/8/2008
lab_id	A8H090106003
qc_type	NM
units	UG/L
Pct_Solids	
DUP_OF:	

Parameter	Result	Val Qual	Qual Code
1,1,1,2-TETRACHLOROETHANE	7.70	U	
1,1,1-TRICHLOROETHANE	7.30	U	
1,1,2,2-TETRACHLOROETHANE	6.00	U	
1,1,2-TRICHLOROTRIFLUOROETHANE	9.30	U	
1,1-DICHLOROETHANE	5.00	U	
1,1-DICHLOROETHENE	6.30	U	
1,1-DICHLOROPROPENE	4.30	U	
1,2,3-TRICHLOROBENZENE	5.70	U	
1,2,3-TRICHLOROPROPANE	14.00	U	
1,2,3-TRIMETHYLBENZENE	0.200	U	
1,2,4-TRICHLOROBENZENE	5.00	U	
1,2,4-TRIMETHYLBENZENE	4.00	U	
1,2-DIBROMO-3-CHLOROPROPANE	22.00	U	
1,2-DIBROMOETHANE	8.00	U	
1,2-DICHLOROBENZENE	4.30	U	
1,2-DICHLOROETHANE	7.9	B	B
1,2-DICHLOROPROPANE	6.00	U	
1,3-DICHLOROBENZENE	4.70	U	
1,3-DICHLOROPROPANE	5.30	U	
1,4-DICHLOROBENZENE	4.30	U	
2,2-DICHLOROPROPANE	4.30	U	
2-BUTANONE	19.00	U	
2-CHLOROETHYL VINYL ETHER	33.00	U	
2-CHLOROTOLUENE	3.70	U	
2-HEXANONE	14.00	U	
4-CHLOROTOLUENE	6.00	U	
4-ISOPROPYLTOLUENE	4.00	U	
4-METHYL-2-PENTANONE	11.00	U	
ACETONE	88	B	B
BENZENE	4.30	U	
BROMOBENZENE	4.30	U	
BROMOCHLOROMETHANE	9.70	U	

nsample	DMW-28I-080808DL
samp_date	8/8/2008
lab_id	A8H090106003
qc_type	NM
units	UG/L
Pct_Solids	
DUP_OF:	

Parameter	Result	Val Qual	Qual Code
BROMODICHLOROMETHANE	5.00	U	
BROMOFORM	21.00	U	
BROMOMETHANE	14.00	U	
CARBON DISULFIDE	4.30	U	
CARBON TETRACHLORIDE	4.30	U	
CHLOROBENZENE	5.00	U	
CHLORODIBROMOMETHANE	6.00	U	
CHLOROETHANE	9.70	U	
CHLOROFORM	5.30	U	
CHLOROMETHANE	10.00	U	
CIS-1,2-DICHLOROETHENE	440		
CIS-1,3-DICHLOROPROPENE	4.70	U	
DIBROMOMETHANE	9.30	U	
DICHLORODIFLUOROMETHANE	10.00	U	
DIISOPROPYL ETHER	50.00	U	
ETHYL TERT-BUTYL ETHER	3.70	U	
ETHYLBENZENE	5.70	U	
HEXACHLOROBUTADIENE	10.00	U	
ISOPROPYLBENZENE	4.30	U	
M+P-XYLENES	8.00	U	
METHYL TERT-BUTYL ETHER	5.70	U	
METHYLENE CHLORIDE	11.00	U	
NAPHTHALENE	8.00	U	
N-BUTYLBENZENE	4.00	U	
N-PROPYLBENZENE	4.70	U	
O-XYLENE	4.70	U	
SEC-BUTYLBENZENE	4.30	U	
STYRENE	3.70	U	
TERT-AMYL METHYL ETHER	2.20	U	
TERT-BUTYLBENZENE	4.30	U	
TERTIARY-BUTYL ALCOHOL	130.00	UR	C
TETRACHLOROETHENE	9.70	U	

nsample	DMW-28I-080808DL
samp_date	8/8/2008
lab_id	A8H090106003
qc_type	NM
units	UG/L
Pct_Solids	
DUP_OF:	

Parameter	Result	Val Qual	Qual Code
TOLUENE	4.30	U	
TOTAL XYLENES	9.30	U	
TRANS-1,2-DICHLOROETHENE	6.30	U	
TRANS-1,3-DICHLOROPROPENE	6.30	U	
TRICHLOROETHENE	830		
TRICHLOROFLUOROMETHANE	7.00	U	
VINYL ACETATE	6.30	U	
VINYL CHLORIDE	54		

PROJ_NO: 01660

SDG: 8H07118 MEDIA: WATER DATA FRACTION: OV

nsample	DMW-29DEEP-080808
samp_date	8/8/2008
lab_id	A8H090106007
qc_type	NM
units	UG/L
Pct_Solids	
DUP_OF:	

Parameter	Result	Val Qual	Qual Code
1,1,1,2-TETRACHLOROETHANE	0.23	U	
1,1,1-TRICHLOROETHANE	0.22	U	
1,1,2,2-TETRACHLOROETHANE	0.18	U	
1,1,2-TRICHLOROTRIFLUOROETHANE	0.28	U	
1,1-DICHLOROETHANE	0.15	U	
1,1-DICHLOROETHENE	0.19	U	
1,1-DICHLOROPROPENE	0.13	U	
1,2,3-TRICHLOROBENZENE	0.17	U	
1,2,3-TRICHLOROPROPANE	0.43	U	
1,2,3-TRIMETHYLBENZENE	0.0059	U	
1,2,4-TRICHLOROBENZENE	0.15	U	
1,2,4-TRIMETHYLBENZENE	0.12	U	
1,2-DIBROMO-3-CHLOROPROPANE	0.67	U	
1,2-DIBROMOETHANE	0.24	U	
1,2-DICHLOROBENZENE	0.13	U	
1,2-DICHLOROETHANE	0.22	U	
1,2-DICHLOROPROPANE	0.18	U	
1,3-DICHLOROBENZENE	0.14	U	
1,3-DICHLOROPROPANE	0.16	U	
1,4-DICHLOROBENZENE	0.13	U	
2,2-DICHLOROPROPANE	0.13	U	
2-BUTANONE	0.57	U	
2-CHLOROETHYL VINYL ETHER	0.99	U	
2-CHLOROTOLUENE	0.11	U	
2-HEXANONE	0.41	U	
4-CHLOROTOLUENE	0.18	U	
4-ISOPROPYLTOLUENE	0.12	U	
4-METHYL-2-PENTANONE	0.32	U	
ACETONE	1.4	B	B
BENZENE	0.13	U	
BROMOBENZENE	0.13	U	
BROMOCHLOROMETHANE	0.29	U	

nsample	DMW-29DEEP-080808
samp_date	8/8/2008
lab_id	A8H090106007
qc_type	NM
units	UG/L
Pct_Solids	
DUP_OF:	

Parameter	Result	Val Qual	Qual Code
BROMODICHLOROMETHANE	0.15	U	
BROMOFORM	0.64	U	
BROMOMETHANE	0.41	U	
CARBON DISULFIDE	0.13	U	
CARBON TETRACHLORIDE	0.13	U	
CHLOROBENZENE	0.15	U	
CHLORODIBROMOMETHANE	0.18	U	
CHLOROETHANE	0.29	U	
CHLOROFORM	1		
CHLOROMETHANE	0.30	U	
CIS-1,2-DICHLOROETHENE	0.17	U	
CIS-1,3-DICHLOROPROPENE	0.14	U	
DIBROMOMETHANE	0.28	U	
DICHLORODIFLUOROMETHANE	0.31	U	
DIISOPROPYL ETHER	1.50	U	
ETHYL TERT-BUTYL ETHER	0.11	U	
ETHYLBENZENE	0.17	U	
HEXACHLOROBUTADIENE	0.30	U	
ISOPROPYLBENZENE	0.13	U	
M+P-XYLENES	0.24	U	
METHYL TERT-BUTYL ETHER	0.17	U	
METHYLENE CHLORIDE	0.33	U	
NAPHTHALENE	0.24	U	
N-BUTYLBENZENE	0.12	U	
N-PROPYLBENZENE	0.14	U	
O-XYLENE	0.14	U	
SEC-BUTYLBENZENE	0.13	U	
STYRENE	0.11	U	
TERT-AMYL METHYL ETHER	0.067	U	
TERT-BUTYLBENZENE	0.13	U	
TERTIARY-BUTYL ALCOHOL	3.90	UR	C
TETRACHLOROETHENE	0.29	U	

nsample	DMW-29DEEP-080808
samp_date	8/8/2008
lab_id	A8H090106007
qc_type	NM
units	UG/L
Pct_Solids	
DUP_OF:	

Parameter	Result	Val Qual	Qual Code
TOLUENE	0.13	U	
TOTAL XYLENES	0.28	U	
TRANS-1,2-DICHLOROETHENE	0.19	U	
TRANS-1,3-DICHLOROPROPENE	0.19	U	
TRICHLOROETHENE	0.17	U	
TRICHLOROFLUOROMETHANE	0.21	U	
VINYL ACETATE	0.19	U	
VINYL CHLORIDE	0.22	U	

PROJ_NO: 01660

SDG: 8H07118 MEDIA: WATER DATA FRACTION: OV

nsample	MSA-MW15D-080608
samp_date	8/6/2008
lab_id	A8H070118002
qc_type	NM
units	UG/L
Pct_Solids	
DUP_OF:	

Parameter	Result	Val Qual	Qual Code
1,1,1,2-TETRACHLOROETHANE	0.23	U	
1,1,1-TRICHLOROETHANE	0.22	U	
1,1,2,2-TETRACHLOROETHANE	0.18	U	
1,1,2-TRICHLOROTRIFLUOROETHANE	0.28	U	
1,1-DICHLOROETHANE	0.15	U	
1,1-DICHLOROETHENE	0.19	U	
1,1-DICHLOROPROPENE	0.13	U	
1,2,3-TRICHLOROBENZENE	0.17	U	
1,2,3-TRICHLOROPROPANE	0.43	U	
1,2,3-TRIMETHYLBENZENE	0.0059	U	
1,2,4-TRICHLOROBENZENE	0.15	U	
1,2,4-TRIMETHYLBENZENE	0.12	U	
1,2-DIBROMO-3-CHLOROPROPANE	0.67	U	
1,2-DIBROMOETHANE	0.24	U	
1,2-DICHLOROBENZENE	0.13	U	
1,2-DICHLOROETHANE	0.22	U	
1,2-DICHLOROPROPANE	0.18	U	
1,3-DICHLOROBENZENE	0.14	U	
1,3-DICHLOROPROPANE	0.16	U	
1,4-DICHLOROBENZENE	0.13	U	
2,2-DICHLOROPROPANE	0.13	U	
2-BUTANONE	1.3	B	A
2-CHLOROETHYL VINYL ETHER	0.99	U	
2-CHLOROTOLUENE	0.11	U	
2-HEXANONE	0.41	U	
4-CHLOROTOLUENE	0.18	U	
4-ISOPROPYLTOLUENE	0.12	U	
4-METHYL-2-PENTANONE	0.32	U	
ACETONE	1.10	U	
BENZENE	0.13	U	
BROMOBENZENE	0.13	U	
BROMOCHLOROMETHANE	0.29	U	

nsample	MSA-MW15D-080608
samp_date	8/6/2008
lab_id	A8H070118002
qc_type	NM
units	UG/L
Pct_Solids	
DUP_OF:	

Parameter	Result	Val Qual	Qual Code
BROMODICHLOROMETHANE	0.15	U	
BROMOFORM	0.64	U	
BROMOMETHANE	0.41	U	
CARBON DISULFIDE	0.9	J	P
CARBON TETRACHLORIDE	0.13	U	
CHLOROBENZENE	0.15	U	
CHLORODIBROMOMETHANE	0.18	U	
CHLOROETHANE	0.29	U	
CHLOROFORM	0.17	J	P
CHLOROMETHANE	0.30	U	
CIS-1,2-DICHLOROETHENE	0.17	U	
CIS-1,3-DICHLOROPROPENE	0.14	U	
DIBROMOMETHANE	0.28	U	
DICHLORODIFLUOROMETHANE	0.31	U	
DIISOPROPYL ETHER	1.50	U	
ETHYL TERT-BUTYL ETHER	0.11	U	
ETHYLBENZENE	0.17	U	
HEXACHLOROBUTADIENE	0.30	U	
ISOPROPYLBENZENE	0.13	U	
M+P-XYLENES	0.24	U	
METHYL TERT-BUTYL ETHER	0.17	U	
METHYLENE CHLORIDE	0.33	U	
NAPHTHALENE	0.240	U	
N-BUTYLBENZENE	0.12	U	
N-PROPYLBENZENE	0.14	U	
O-XYLENE	0.14	U	
SEC-BUTYLBENZENE	0.13	U	
STYRENE	0.11	U	
TERT-AMYL METHYL ETHER	0.067	U	
TERT-BUTYLBENZENE	0.13	U	
TERTIARY-BUTYL ALCOHOL	3.90	UR	C
TETRACHLOROETHENE	0.29	U	

nsample	MSA-MW15D-080608
samp_date	8/6/2008
lab_id	A8H070118002
qc_type	NM
units	UG/L
Pct_Solids	
DUP_OF:	

Parameter	Result	Val Qual	Qual Code
TOLUENE	0.13	U	
TOTAL XYLENES	0.28	U	
TRANS-1,2-DICHLOROETHENE	0.19	U	
TRANS-1,3-DICHLOROPROPENE	0.19	U	
TRICHLOROETHENE	0.82	B	B
TRICHLOROFLUOROMETHANE	0.21	U	
VINYL ACETATE	0.19	U	
VINYL CHLORIDE	0.22	U	

PROJ_NO: 01660

SDG: 8H07118 MEDIA: WATER DATA FRACTION: OV

nsample	MSA-MW15I-080608DL
samp_date	8/6/2008
lab_id	A8H070118005
qc_type	NM
units	UG/L
Pct_Solids	
DUP_OF:	

Parameter	Result	Val Qual	Qual Code
1,1,1,2-TETRACHLOROETHANE	77.00	U	
1,1,1-TRICHLOROETHANE	73.00	U	
1,1,2,2-TETRACHLOROETHANE	60.00	U	
1,1,2-TRICHLOROTRIFLUOROETHANE	93.00	U	
1,1-DICHLOROETHANE	50.00	U	
1,1-DICHLOROETHENE	63.00	U	
1,1-DICHLOROPROPENE	43.00	U	
1,2,3-TRICHLOROBENZENE	57.00	U	
1,2,3-TRICHLOROPROPANE	140.00	U	
1,2,3-TRIMETHYLBENZENE	2.000	U	
1,2,4-TRICHLOROBENZENE	50.00	U	
1,2,4-TRIMETHYLBENZENE	40.00	U	
1,2-DIBROMO-3-CHLOROPROPANE	220.00	U	
1,2-DIBROMOETHANE	80.00	U	
1,2-DICHLOROBENZENE	43.00	U	
1,2-DICHLOROETHANE	73.00	U	
1,2-DICHLOROPROPANE	60.00	U	
1,3-DICHLOROBENZENE	47.00	U	
1,3-DICHLOROPROPANE	53.00	U	
1,4-DICHLOROBENZENE	43.00	U	
2,2-DICHLOROPROPANE	43.00	U	
2-BUTANONE	190.00	U	
2-CHLOROETHYL VINYL ETHER	330.00	U	
2-CHLOROTOLUENE	37.00	U	
2-HEXANONE	140.00	U	
4-CHLOROTOLUENE	60.00	U	
4-ISOPROPYLTOLUENE	40.00	U	
4-METHYL-2-PENTANONE	110.00	U	
ACETONE	640	B	B
BENZENE	43.0	U	
BROMOBENZENE	43.00	U	
BROMOCHLOROMETHANE	97.00	U	

nsample	MSA-MW15I-080608DL
samp_date	8/6/2008
lab_id	A8H070118005
qc_type	NM
units	UG/L
Pct_Solids	
DUP_OF:	

Parameter	Result	Val Qual	Qual Code
BROMODICHLOROMETHANE	50.00	U	
BROMOFORM	210.00	U	
BROMOMETHANE	140.00	U	
CARBON DISULFIDE	43.00	U	
CARBON TETRACHLORIDE	43.00	U	
CHLOROBENZENE	50.00	U	
CHLORODIBROMOMETHANE	60.00	U	
CHLOROETHANE	97.00	U	
CHLOROFORM	53.00	U	
CHLOROMETHANE	100.00	U	
CIS-1,2-DICHLOROETHENE	1600		
CIS-1,3-DICHLOROPROPENE	47.00	U	
DIBROMOMETHANE	93.00	U	
DICHLORODIFLUOROMETHANE	100.00	U	
DIISOPROPYL ETHER	500.00	U	
ETHYL TERT-BUTYL ETHER	37.00	U	
ETHYLBENZENE	57.00	U	
HEXACHLOROBUTADIENE	100.00	U	
ISOPROPYLBENZENE	43.00	U	
M+P-XYLENES	80.00	U	
METHYL TERT-BUTYL ETHER	57.00	U	
METHYLENE CHLORIDE	110.00	U	
NAPHTHALENE	80.00	U	
N-BUTYLBENZENE	40.00	U	
N-PROPYLBENZENE	47.00	U	
O-XYLENE	47.00	U	
SEC-BUTYLBENZENE	43.00	U	
STYRENE	37.00	U	
TERT-AMYL METHYL ETHER	22.000	U	
TERT-BUTYLBENZENE	43.00	U	
TERTIARY-BUTYL ALCOHOL	1300.00	UR	C
TETRACHLOROETHENE	97.00	U	

nsample	MSA-MW15I-080608DL
samp_date	8/6/2008
lab_id	A8H070118005
qc_type	NM
units	UG/L
Pct_Solids	
DUP_OF:	

Parameter	Result	Val Qual	Qual Code
TOLUENE	43.00	U	
TOTAL XYLENES	93.00	U	
TRANS-1,2-DICHLOROETHENE	63.00	U	
TRANS-1,3-DICHLOROPROPENE	63.00	U	
TRICHLOROETHENE	7300		
TRICHLOROFLUOROMETHANE	70.00	U	
VINYL ACETATE	63.00	U	
VINYL CHLORIDE	160	J	P

PROJ_NO: 01660

SDG: 8H07118 MEDIA: WATER DATA FRACTION: OV

nsample	MSA-MW15S-080608DL
samp_date	8/6/2008
lab_id	A8H070118006
qc_type	NM
units	UG/L
Pct_Solids	
DUP_OF:	

Parameter	Result	Val Qual	Qual Code
1,1,1,2-TETRACHLOROETHANE	0.38	U	
1,1,1-TRICHLOROETHANE	0.37	U	
1,1,2,2-TETRACHLOROETHANE	0.30	U	
1,1,2-TRICHLOROTRIFLUOROETHANE	0.47	U	
1,1-DICHLOROETHANE	0.25	U	
1,1-DICHLOROETHENE	0.32	U	
1,1-DICHLOROPROPENE	0.22	U	
1,2,3-TRICHLOROBENZENE	0.28	U	
1,2,3-TRICHLOROPROPANE	0.72	U	
1,2,3-TRIMETHYLBENZENE	0.0099	U	
1,2,4-TRICHLOROBENZENE	0.25	U	
1,2,4-TRIMETHYLBENZENE	0.20	U	
1,2-DIBROMO-3-CHLOROPROPANE	1.10	U	
1,2-DIBROMOETHANE	0.40	U	
1,2-DICHLOROBENZENE	0.22	U	
1,2-DICHLOROETHANE	0.37	U	
1,2-DICHLOROPROPANE	0.30	U	
1,3-DICHLOROBENZENE	0.23	U	
1,3-DICHLOROPROPANE	0.27	U	
1,4-DICHLOROBENZENE	0.22	U	
2,2-DICHLOROPROPANE	0.22	U	
2-BUTANONE	0.95	U	
2-CHLOROETHYL VINYL ETHER	1.70	U	
2-CHLOROTOLUENE	0.18	U	
2-HEXANONE	0.68	U	
4-CHLOROTOLUENE	0.30	U	
4-ISOPROPYLTOLUENE	0.20	U	
4-METHYL-2-PENTANONE	0.53	U	
ACETONE	2.5	B	B
BENZENE	0.22	U	
BROMOBENZENE	0.22	U	
BROMOCHLOROMETHANE	0.48	U	

nsample	MSA-MW15S-080608DL
samp_date	8/6/2008
lab_id	A8H070118006
qc_type	NM
units	UG/L
Pct_Solids	
DUP_OF:	

Parameter	Result	Val Qual	Qual Code
BROMODICHLOROMETHANE	0.25	U	
BROMOFORM	1.10	U	
BROMOMETHANE	0.68	U	
CARBON DISULFIDE	0.22	U	
CARBON TETRACHLORIDE	0.22	U	
CHLOROBENZENE	0.25	U	
CHLORODIBROMOMETHANE	0.30	U	
CHLOROETHANE	0.48	U	
CHLOROFORM	0.27	U	
CHLOROMETHANE	0.50	U	
CIS-1,2-DICHLOROETHENE	13		
CIS-1,3-DICHLOROPROPENE	0.23	U	
DIBROMOMETHANE	0.47	U	
DICHLORODIFLUOROMETHANE	0.52	U	
DIISOPROPYL ETHER	2.50	U	
ETHYL TERT-BUTYL ETHER	0.18	U	
ETHYLBENZENE	0.28	U	
HEXACHLOROBUTADIENE	0.50	U	
ISOPROPYLBENZENE	0.22	U	
M+P-XYLENES	0.40	U	
METHYL TERT-BUTYL ETHER	0.28	U	
METHYLENE CHLORIDE	0.55	U	
NAPHTHALENE	0.40	U	
N-BUTYLBENZENE	0.20	U	
N-PROPYLBENZENE	0.23	U	
O-XYLENE	0.23	U	
SEC-BUTYLBENZENE	0.22	U	
STYRENE	0.18	U	
TERT-AMYL METHYL ETHER	0.11	U	
TERT-BUTYLBENZENE	0.22	U	
TERTIARY-BUTYL ALCOHOL	6.50	UR	C
TETRACHLOROETHENE	0.48	U	

nsample	MSA-MW15S-080608DL
samp_date	8/6/2008
lab_id	A8H070118006
qc_type	NM
units	UG/L
Pct_Solids	
DUP_OF:	

Parameter	Result	Val Qual	Qual Code
TOLUENE	0.22	U	
TOTAL XYLENES	0.47	U	
TRANS-1,2-DICHLOROETHENE	0.32	U	
TRANS-1,3-DICHLOROPROPENE	0.32	U	
TRICHLOROETHENE	45		
TRICHLOROFLUOROMETHANE	0.35	U	
VINYL ACETATE	0.32	U	
VINYL CHLORIDE	0.65	J	P

PROJ_NO: 01660

SDG: 8H07118 MEDIA: WATER DATA FRACTION: OV

nsample	MSA-MW19D-080708
samp_date	8/7/2008
lab_id	A8H080117005
qc_type	NM
units	UG/L
Pct_Solids	
DUP_OF:	

Parameter	Result	Val Qual	Qual Code
1,1,1,2-TETRACHLOROETHANE	0.23	U	
1,1,1-TRICHLOROETHANE	0.22	U	
1,1,2,2-TETRACHLOROETHANE	0.18	U	
1,1,2-TRICHLOROTRIFLUOROETHANE	0.28	U	
1,1-DICHLOROETHANE	0.15	U	
1,1-DICHLOROETHENE	0.19	U	
1,1-DICHLOROPROPENE	0.13	U	
1,2,3-TRICHLOROBENZENE	0.17	U	
1,2,3-TRICHLOROPROPANE	0.43	U	
1,2,3-TRIMETHYLBENZENE	0.0059	U	
1,2,4-TRICHLOROBENZENE	0.15	U	
1,2,4-TRIMETHYLBENZENE	0.12	U	
1,2-DIBROMO-3-CHLOROPROPANE	0.67	U	
1,2-DIBROMOETHANE	0.24	U	
1,2-DICHLOROBENZENE	0.13	U	
1,2-DICHLOROETHANE	0.22	U	
1,2-DICHLOROPROPANE	0.18	U	
1,3-DICHLOROBENZENE	0.14	U	
1,3-DICHLOROPROPANE	0.16	U	
1,4-DICHLOROBENZENE	0.13	U	
2,2-DICHLOROPROPANE	0.13	U	
2-BUTANONE	0.57	U	
2-CHLOROETHYL VINYL ETHER	0.990	U	
2-CHLOROTOLUENE	0.11	U	
2-HEXANONE	0.41	U	
4-CHLOROTOLUENE	0.18	U	
4-ISOPROPYLTOLUENE	0.12	U	
4-METHYL-2-PENTANONE	0.32	U	
ACETONE	1.1	B	B
BENZENE	0.13	U	
BROMOBENZENE	0.13	U	
BROMOCHLOROMETHANE	0.29	U	

nsample	MSA-MW19D-080708
samp_date	8/7/2008
lab_id	A8H080117005
qc_type	NM
units	UG/L
Pct_Solids	
DUP_OF:	

Parameter	Result	Val Qual	Qual Code
BROMODICHLOROMETHANE	0.15	U	
BROMOFORM	0.64	U	
BROMOMETHANE	0.41	U	
CARBON DISULFIDE	0.39	J	P
CARBON TETRACHLORIDE	0.13	U	
CHLOROBENZENE	0.15	U	
CHLORODIBROMOMETHANE	0.18	U	
CHLOROETHANE	0.29	U	
CHLOROFORM	0.16	U	
CHLOROMETHANE	0.30	U	
CIS-1,2-DICHLOROETHENE	0.17	U	
CIS-1,3-DICHLOROPROPENE	0.14	U	
DIBROMOMETHANE	0.28	U	
DICHLORODIFLUOROMETHANE	0.31	U	
DIISOPROPYL ETHER	1.50	U	
ETHYL TERT-BUTYL ETHER	0.11	U	
ETHYLBENZENE	0.17	U	
HEXACHLOROBUTADIENE	0.30	U	
ISOPROPYLBENZENE	0.13	U	
M+P-XYLENES	0.24	U	
METHYL TERT-BUTYL ETHER	0.17	U	
METHYLENE CHLORIDE	0.33	U	
NAPHTHALENE	0.24	U	
N-BUTYLBENZENE	0.12	U	
N-PROPYLBENZENE	0.14	U	
O-XYLENE	0.14	U	
SEC-BUTYLBENZENE	0.13	U	
STYRENE	0.11	U	
TERT-AMYL METHYL ETHER	0.067	U	
TERT-BUTYLBENZENE	0.13	U	
TERTIARY-BUTYL ALCOHOL	3.90	UR	C
TETRACHLOROETHENE	0.29	U	

nsample	MSA-MW19D-080708
samp_date	8/7/2008
lab_id	A8H080117005
qc_type	NM
units	UG/L
Pct_Solids	
DUP_OF:	

Parameter	Result	Val Qual	Qual Code
TOLUENE	0.13	U	
TOTAL XYLENES	0.28	U	
TRANS-1,2-DICHLOROETHENE	0.19	U	
TRANS-1,3-DICHLOROPROPENE	0.19	U	
TRICHLOROETHENE	2.4	B	B
TRICHLOROFLUOROMETHANE	0.21	U	
VINYL ACETATE	0.19	U	
VINYL CHLORIDE	0.22	U	

PROJ_NO: 01660

SDG: 8H07118 MEDIA: WATER DATA FRACTION: OV

nsample	MSA-MW19I-080708DL
samp_date	8/7/2008
lab_id	A8H080117003
qc_type	NM
units	UG/L
Pct_Solids	
DUP_OF:	

Parameter	Result	Val Qual	Qual Code
1,1,1,2-TETRACHLOROETHANE	1.50	U	
1,1,1-TRICHLOROETHANE	1.50	U	
1,1,2,2-TETRACHLOROETHANE	1.20	U	
1,1,2-TRICHLOROTRIFLUOROETHANE	1.90	U	
1,1-DICHLOROETHANE	1.00	U	
1,1-DICHLOROETHENE	1.30	U	
1,1-DICHLOROPROPENE	0.87	U	
1,2,3-TRICHLOROBENZENE	1.10	U	
1,2,3-TRICHLOROPROPANE	2.90	U	
1,2,3-TRIMETHYLBENZENE	0.0390	U	
1,2,4-TRICHLOROBENZENE	1.00	U	
1,2,4-TRIMETHYLBENZENE	0.80	U	
1,2-DIBROMO-3-CHLOROPROPANE	4.50	U	
1,2-DIBROMOETHANE	1.60	U	
1,2-DICHLOROBENZENE	0.87	U	
1,2-DICHLOROETHANE	3.4	B	B
1,2-DICHLOROPROPANE	1.20	U	
1,3-DICHLOROBENZENE	0.93	U	
1,3-DICHLOROPROPANE	1.10	U	
1,4-DICHLOROBENZENE	0.87	U	
2,2-DICHLOROPROPANE	0.87	U	
2-BUTANONE	3.80	U	
2-CHLOROETHYL VINYL ETHER	6.60	U	
2-CHLOROTOLUENE	0.73	U	
2-HEXANONE	2.70	U	
4-CHLOROTOLUENE	1.20	U	
4-ISOPROPYLTOLUENE	0.80	U	
4-METHYL-2-PENTANONE	2.10	U	
ACETONE	12	B	B
BENZENE	0.87	U	
BROMOBENZENE	0.87	U	
BROMOCHLOROMETHANE	1.90	U	

nsample	MSA-MW19I-080708DL
samp_date	8/7/2008
lab_id	A8H080117003
qc_type	NM
units	UG/L
Pct_Solids	
DUP_OF:	

Parameter	Result	Val Qual	Qual Code
BROMODICHLOROMETHANE	1.00	U	
BROMOFORM	4.30	U	
BROMOMETHANE	2.70	U	
CARBON DISULFIDE	0.87	U	
CARBON TETRACHLORIDE	0.87	U	
CHLOROBENZENE	1.00	U	
CHLORODIBROMOMETHANE	1.20	U	
CHLOROETHANE	1.90	U	
CHLOROFORM	1.10	U	
CHLOROMETHANE	2.00	U	
CIS-1,2-DICHLOROETHENE	170		
CIS-1,3-DICHLOROPROPENE	0.93	U	
DIBROMOMETHANE	1.90	U	
DICHLORODIFLUOROMETHANE	2.10	U	
DIISOPROPYL ETHER	10.00	U	
ETHYL TERT-BUTYL ETHER	0.73	U	
ETHYLBENZENE	1.10	U	
HEXACHLOROBUTADIENE	2.00	U	
ISOPROPYLBENZENE	0.87	U	
M+P-XYLENES	1.60	U	
METHYL TERT-BUTYL ETHER	1.10	U	
METHYLENE CHLORIDE	2.20	U	
NAPHTHALENE	1.60	U	
N-BUTYLBENZENE	0.80	U	
N-PROPYLBENZENE	0.93	U	
O-XYLENE	0.93	U	
SEC-BUTYLBENZENE	0.87	U	
STYRENE	0.73	U	
TERT-AMYL METHYL ETHER	0.45	U	
TERT-BUTYLBENZENE	0.87	U	
TERTIARY-BUTYL ALCOHOL	26.00	UR	C
TETRACHLOROETHENE	1.90	U	

nsample	MSA-MW19I-080708DL
samp_date	8/7/2008
lab_id	A8H080117003
qc_type	NM
units	UG/L
Pct_Solids	
DUP_OF:	

Parameter	Result	Val Qual	Qual Code
TOLUENE	0.87	U	
TOTAL XYLENES	1.90	U	
TRANS-1,2-DICHLOROETHENE	1.3	J	P
TRANS-1,3-DICHLOROPROPENE	1.30	U	
TRICHLOROETHENE	150		
TRICHLOROFLUOROMETHANE	1.40	U	
VINYL ACETATE	1.30	U	
VINYL CHLORIDE	81		

PROJ_NO: 01660

SDG: 8H07118 MEDIA: WATER DATA FRACTION: OV

nsample	MSA-MW20D-080608	nsample	MSA-MW20D-080608	nsample	MSA-MW20D-080608
samp_date	8/6/2008	samp_date	8/6/2008	samp_date	8/6/2008
lab_id	A8H070118007	lab_id	A8H070118007	lab_id	A8H070118007
qc_type	NM	qc_type	NM	qc_type	NM
units	UG/L	units	UG/L	units	UG/L
Pct_Solids		Pct_Solids		Pct_Solids	
DUP_OF:		DUP_OF:		DUP_OF:	

Parameter	Result	Val Qual	Qual Code
1,1,1,2-TETRACHLOROETHANE	0.23	U	
1,1,1-TRICHLOROETHANE	0.22	U	
1,1,2,2-TETRACHLOROETHANE	0.18	U	
1,1,2-TRICHLOROTRIFLUOROETHANE	0.28	U	
1,1-DICHLOROETHANE	0.15	U	
1,1-DICHLOROETHENE	0.19	U	
1,1-DICHLOROPROPENE	0.13	U	
1,2,3-TRICHLOROBENZENE	0.17	U	
1,2,3-TRICHLOROPROPANE	0.43	U	
1,2,3-TRIMETHYLBENZENE	0.0059	U	
1,2,4-TRICHLOROBENZENE	0.15	U	
1,2,4-TRIMETHYLBENZENE	0.12	U	
1,2-DIBROMO-3-CHLOROPROPANE	0.67	U	
1,2-DIBROMOETHANE	0.24	U	
1,2-DICHLOROBENZENE	0.13	U	
1,2-DICHLOROETHANE	0.79	B	B
1,2-DICHLOROPROPANE	0.18	U	
1,3-DICHLOROBENZENE	0.14	U	
1,3-DICHLOROPROPANE	0.16	U	
1,4-DICHLOROBENZENE	0.13	U	
2,2-DICHLOROPROPANE	0.13	U	
2-BUTANONE	0.57	U	
2-CHLOROETHYL VINYL ETHER	0.99	U	
2-CHLOROTOLUENE	0.11	U	
2-HEXANONE	0.41	U	
4-CHLOROTOLUENE	0.18	U	
4-ISOPROPYLTOLUENE	0.12	U	
4-METHYL-2-PENTANONE	0.32	U	
ACETONE	1.10	U	
BENZENE	0.13	U	
BROMOBENZENE	0.13	U	
BROMOCHLOROMETHANE	0.29	U	

Parameter	Result	Val Qual	Qual Code
BROMODICHLOROMETHANE	0.15	U	
BROMOFORM	0.64	U	
BROMOMETHANE	0.41	U	
CARBON DISULFIDE	0.13	U	
CARBON TETRACHLORIDE	0.13	U	
CHLOROBENZENE	0.15	U	
CHLORODIBROMOMETHANE	0.18	U	
CHLOROETHANE	0.29	U	
CHLOROFORM	0.37	J	P
CHLOROMETHANE	0.30	U	
CIS-1,2-DICHLOROETHENE	3.3		
CIS-1,3-DICHLOROPROPENE	0.14	U	
DIBROMOMETHANE	0.28	U	
DICHLORODIFLUOROMETHANE	0.31	U	
DIISOPROPYL ETHER	1.50	U	
ETHYL TERT-BUTYL ETHER	0.11	U	
ETHYLBENZENE	0.17	U	
HEXACHLOROBUTADIENE	0.30	U	
ISOPROPYLBENZENE	0.13	U	
M+P-XYLENES	0.24	U	
METHYL TERT-BUTYL ETHER	0.17	U	
METHYLENE CHLORIDE	0.33	U	
NAPHTHALENE	0.24	U	
N-BUTYLBENZENE	0.12	U	
N-PROPYLBENZENE	0.14	U	
O-XYLENE	0.14	U	
SEC-BUTYLBENZENE	0.13	U	
STYRENE	0.11	U	
TERT-AMYL METHYL ETHER	0.067	U	
TERT-BUTYLBENZENE	0.13	U	
TERTIARY-BUTYL ALCOHOL	3.90	UR	C
TETRACHLOROETHENE	0.29	U	

Parameter	Result	Val Qual	Qual Code
TOLUENE	0.13	U	
TOTAL XYLENES	0.28	U	
TRANS-1,2-DICHLOROETHENE	0.19	U	
TRANS-1,3-DICHLOROPROPENE	0.19	U	
TRICHLOROETHENE	40		
TRICHLOROFLUOROMETHANE	0.21	U	
VINYL ACETATE	0.19	U	
VINYL CHLORIDE	0.97	J	P

PROJ_NO: 01660

SDG: 8H07118 MEDIA: WATER DATA FRACTION: OV

nsample	MSA-MW20I-080608DL
samp_date	8/6/2008
lab_id	A8H070118004
qc_type	NM
units	UG/L
Pct_Solids	
DUP_OF:	

Parameter	Result	Val Qual	Qual Code
1,1,1,2-TETRACHLOROETHANE	2.30	U	
1,1,1-TRICHLOROETHANE	2.20	U	
1,1,2,2-TETRACHLOROETHANE	1.80	U	
1,1,2-TRICHLOROTRIFLUOROETHANE	2.80	U	
1,1-DICHLOROETHANE	1.500	U	
1,1-DICHLOROETHENE	1.90	U	
1,1-DICHLOROPROPENE	1.30	U	
1,2,3-TRICHLOROBENZENE	1.70	U	
1,2,3-TRICHLOROPROPANE	4.30	U	
1,2,3-TRIMETHYLBENZENE	0.0590	U	
1,2,4-TRICHLOROBENZENE	1.50	U	
1,2,4-TRIMETHYLBENZENE	1.20	U	
1,2-DIBROMO-3-CHLOROPROPANE	6.70	U	
1,2-DIBROMOETHANE	2.40	U	
1,2-DICHLOROBENZENE	1.30	U	
1,2-DICHLOROETHANE	2.20	U	
1,2-DICHLOROPROPANE	1.80	U	
1,3-DICHLOROBENZENE	1.40	U	
1,3-DICHLOROPROPANE	1.60	U	
1,4-DICHLOROBENZENE	1.30	U	
2,2-DICHLOROPROPANE	1.30	U	
2-BUTANONE	5.70	U	
2-CHLOROETHYL VINYL ETHER	9.90	U	
2-CHLOROTOLUENE	1.10	U	
2-HEXANONE	4.10	U	
4-CHLOROTOLUENE	1.80	U	
4-ISOPROPYLTOLUENE	1.20	U	
4-METHYL-2-PENTANONE	3.20	U	
ACETONE	22	B	B
BENZENE	1.30	U	
BROMOBENZENE	1.30	U	
BROMOCHLOROMETHANE	2.90	U	

nsample	MSA-MW20I-080608DL
samp_date	8/6/2008
lab_id	A8H070118004
qc_type	NM
units	UG/L
Pct_Solids	
DUP_OF:	

Parameter	Result	Val Qual	Qual Code
BROMODICHLOROMETHANE	1.50	U	
BROMOFORM	6.40	U	
BROMOMETHANE	4.10	U	
CARBON DISULFIDE	1.30	U	
CARBON TETRACHLORIDE	1.30	U	
CHLOROBENZENE	24		
CHLORODIBROMOMETHANE	1.80	U	
CHLOROETHANE	2.90	U	
CHLOROFORM	1.60	U	
CHLOROMETHANE	3.00	U	
CIS-1,2-DICHLOROETHENE	240		
CIS-1,3-DICHLOROPROPENE	1.40	U	
DIBROMOMETHANE	2.80	U	
DICHLORODIFLUOROMETHANE	3.10	U	
DIISOPROPYL ETHER	15.00	U	
ETHYL TERT-BUTYL ETHER	1.10	U	
ETHYLBENZENE	1.70	U	
HEXACHLOROBUTADIENE	3.00	U	
ISOPROPYLBENZENE	1.30	U	
M+P-XYLENES	2.40	U	
METHYL TERT-BUTYL ETHER	1.70	U	
METHYLENE CHLORIDE	3.30	U	
NAPHTHALENE	2.40	U	
N-BUTYLBENZENE	1.20	U	
N-PROPYLBENZENE	1.40	U	
O-XYLENE	1.40	U	
SEC-BUTYLBENZENE	1.30	U	
STYRENE	1.10	U	
TERT-AMYL METHYL ETHER	0.67	U	
TERT-BUTYLBENZENE	1.30	U	
TERTIARY-BUTYL ALCOHOL	39.00	UR	C
TETRACHLOROETHENE	2.90	U	

nsample	MSA-MW20I-080608DL
samp_date	8/6/2008
lab_id	A8H070118004
qc_type	NM
units	UG/L
Pct_Solids	
DUP_OF:	

Parameter	Result	Val Qual	Qual Code
TOLUENE	1.30	U	
TOTAL XYLENES	2.80	U	
TRANS-1,2-DICHLOROETHENE	1.90	U	
TRANS-1,3-DICHLOROPROPENE	1.90	U	
TRICHLOROETHENE	46		
TRICHLOROFLUOROMETHANE	2.10	U	
VINYL ACETATE	1.90	U	
VINYL CHLORIDE	200		

PROJ_NO: 01660

SDG: 8H07118 MEDIA: WATER DATA FRACTION: OV

nsample	MSA-MW20S-080608DL
samp_date	8/6/2008
lab_id	A8H070118003
qc_type	NM
units	UG/L
Pct_Solids	
DUP_OF:	

Parameter	Result	Val Qual	Qual Code
1,1,1,2-TETRACHLOROETHANE	18.00	U	
1,1,1-TRICHLOROETHANE	17.00	U	
1,1,2,2-TETRACHLOROETHANE	14.00	U	
1,1,2-TRICHLOROTRIFLUOROETHANE	22.00	U	
1,1-DICHLOROETHANE	12.00	U	
1,1-DICHLOROETHENE	20	J	P
1,1-DICHLOROPROPENE	10.00	U	
1,2,3-TRICHLOROBENZENE	13.00	U	
1,2,3-TRICHLOROPROPANE	33.00	U	
1,2,3-TRIMETHYLBENZENE	0.4500	U	
1,2,4-TRICHLOROBENZENE	12.00	U	
1,2,4-TRIMETHYLBENZENE	9.20	U	
1,2-DIBROMO-3-CHLOROPROPANE	52.00	U	
1,2-DIBROMOETHANE	18.00	U	
1,2-DICHLOROBENZENE	10.00	U	
1,2-DICHLOROETHANE	17.00	U	
1,2-DICHLOROPROPANE	14.00	U	
1,3-DICHLOROBENZENE	11.00	U	
1,3-DICHLOROPROPANE	12.00	U	
1,4-DICHLOROBENZENE	10.00	U	
2,2-DICHLOROPROPANE	10.00	U	
2-BUTANONE	44.00	U	
2-CHLOROETHYL VINYL ETHER	76.00	U	
2-CHLOROTOLUENE	8.50	U	
2-HEXANONE	32.00	U	
4-CHLOROTOLUENE	14.00	U	
4-ISOPROPYLTOLUENE	9.20	U	
4-METHYL-2-PENTANONE	25.00	U	
ACETONE	150	B	B
BENZENE	10.00	U	
BROMOBENZENE	10.00	U	
BROMOCHLOROMETHANE	22.00	U	

nsample	MSA-MW20S-080608DL
samp_date	8/6/2008
lab_id	A8H070118003
qc_type	NM
units	UG/L
Pct_Solids	
DUP_OF:	

Parameter	Result	Val Qual	Qual Code
BROMODICHLOROMETHANE	12.00	U	
BROMOFORM	49.00	U	
BROMOMETHANE	32.00	U	
CARBON DISULFIDE	10.00	U	
CARBON TETRACHLORIDE	10.00	U	
CHLOROBENZENE	450		
CHLORODIBROMOMETHANE	14.00	U	
CHLOROETHANE	22.00	U	
CHLOROFORM	12.00	U	
CHLOROMETHANE	23.00	U	
CIS-1,2-DICHLOROETHENE	2100		
CIS-1,3-DICHLOROPROPENE	11.00	U	
DIBROMOMETHANE	22.00	U	
DICHLORODIFLUOROMETHANE	24.00	U	
DIISOPROPYL ETHER	120.00	U	
ETHYL TERT-BUTYL ETHER	8.50	U	
ETHYLBENZENE	41	J	P
HEXACHLOROBUTADIENE	23.00	U	
ISOPROPYLBENZENE	10.00	U	
M+P-XYLENES	18.00	U	
METHYL TERT-BUTYL ETHER	13.00	U	
METHYLENE CHLORIDE	25.00	U	
NAPHTHALENE	18.00	U	
N-BUTYLBENZENE	9.20	U	
N-PROPYLBENZENE	11.00	U	
O-XYLENE	11.00	U	
SEC-BUTYLBENZENE	10.00	U	
STYRENE	8.50	U	
TERT-AMYL METHYL ETHER	5.20	U	
TERT-BUTYLBENZENE	10.00	U	
TERTIARY-BUTYL ALCOHOL	300.00	UR	C
TETRACHLOROETHENE	22.00	U	

nsample	MSA-MW20S-080608DL
samp_date	8/6/2008
lab_id	A8H070118003
qc_type	NM
units	UG/L
Pct_Solids	
DUP_OF:	

Parameter	Result	Val Qual	Qual Code
TOLUENE	23	J	P
TOTAL XYLENES	22.00	U	
TRANS-1,2-DICHLOROETHENE	29	J	P
TRANS-1,3-DICHLOROPROPENE	15.00	U	
TRICHLOROETHENE	1300		
TRICHLOROFLUOROMETHANE	16.00	U	
VINYL ACETATE	15.00	U	
VINYL CHLORIDE	1100		

PROJ_NO: 01660

SDG: 8H07118 MEDIA: WATER DATA FRACTION: OV

nsample	MSA-MW26D-080708
samp_date	8/7/2008
lab_id	A8H080117004
qc_type	NM
units	UG/L
Pct_Solids	
DUP_OF:	

Parameter	Result	Val Qual	Qual Code
1,1,1,2-TETRACHLOROETHANE	0.23	U	
1,1,1-TRICHLOROETHANE	0.22	U	
1,1,2,2-TETRACHLOROETHANE	0.18	U	
1,1,2-TRICHLOROTRIFLUOROETHANE	0.28	U	
1,1-DICHLOROETHANE	0.15	U	
1,1-DICHLOROETHENE	0.19	U	
1,1-DICHLOROPROPENE	0.13	U	
1,2,3-TRICHLOROBENZENE	0.17	U	
1,2,3-TRICHLOROPROPANE	0.43	U	
1,2,3-TRIMETHYLBENZENE	0.0059	U	
1,2,4-TRICHLOROBENZENE	0.15	U	
1,2,4-TRIMETHYLBENZENE	0.12	U	
1,2-DIBROMO-3-CHLOROPROPANE	0.67	U	
1,2-DIBROMOETHANE	0.24	U	
1,2-DICHLOROBENZENE	0.13	U	
1,2-DICHLOROETHANE	0.22	U	
1,2-DICHLOROPROPANE	0.18	U	
1,3-DICHLOROBENZENE	0.14	U	
1,3-DICHLOROPROPANE	0.16	U	
1,4-DICHLOROBENZENE	0.13	U	
2,2-DICHLOROPROPANE	0.13	U	
2-BUTANONE	0.62	B	A
2-CHLOROETHYL VINYL ETHER	0.99	U	
2-CHLOROTOLUENE	0.11	U	
2-HEXANONE	0.41	U	
4-CHLOROTOLUENE	0.18	U	
4-ISOPROPYLTOLUENE	0.12	U	
4-METHYL-2-PENTANONE	0.32	U	
ACETONE	2.1	B	B
BENZENE	0.13	U	
BROMOBENZENE	0.13	U	
BROMOCHLOROMETHANE	0.29	U	

nsample	MSA-MW26D-080708
samp_date	8/7/2008
lab_id	A8H080117004
qc_type	NM
units	UG/L
Pct_Solids	
DUP_OF:	

Parameter	Result	Val Qual	Qual Code
BROMODICHLOROMETHANE	0.15	U	
BROMOFORM	0.64	U	
BROMOMETHANE	0.41	U	
CARBON DISULFIDE	0.13	U	
CARBON TETRACHLORIDE	0.13	U	
CHLOROBENZENE	0.15	U	
CHLORODIBROMOMETHANE	0.18	U	
CHLOROETHANE	0.29	U	
CHLOROFORM	1.1		
CHLOROMETHANE	0.30	U	
CIS-1,2-DICHLOROETHENE	4.1		
CIS-1,3-DICHLOROPROPENE	0.14	U	
DIBROMOMETHANE	0.28	U	
DICHLORODIFLUOROMETHANE	0.31	U	
DIISOPROPYL ETHER	1.50	U	
ETHYL TERT-BUTYL ETHER	0.11	U	
ETHYLBENZENE	0.17	U	
HEXACHLOROBUTADIENE	0.30	U	
ISOPROPYLBENZENE	0.13	U	
M+P-XYLENES	0.24	U	
METHYL TERT-BUTYL ETHER	0.17	U	
METHYLENE CHLORIDE	0.33	U	
NAPHTHALENE	0.24	U	
N-BUTYLBENZENE	0.12	U	
N-PROPYLBENZENE	0.14	U	
O-XYLENE	0.14	U	
SEC-BUTYLBENZENE	0.13	U	
STYRENE	0.11	U	
TERT-AMYL METHYL ETHER	0.067	U	
TERT-BUTYLBENZENE	0.13	U	
TERTIARY-BUTYL ALCOHOL	3.90	UR	C
TETRACHLOROETHENE	0.73	J	P

nsample	MSA-MW26D-080708
samp_date	8/7/2008
lab_id	A8H080117004
qc_type	NM
units	UG/L
Pct_Solids	
DUP_OF:	

Parameter	Result	Val Qual	Qual Code
TOLUENE	0.13	U	
TOTAL XYLENES	0.28	U	
TRANS-1,2-DICHLOROETHENE	0.19	U	
TRANS-1,3-DICHLOROPROPENE	0.19	U	
TRICHLOROETHENE	1.4	B	B
TRICHLOROFLUOROMETHANE	0.21	U	
VINYL ACETATE	0.19	U	
VINYL CHLORIDE	0.69	J	P

PROJ_NO: 01660

SDG: 8H07118 MEDIA: WATER DATA FRACTION: OV

nsample	MSA-MW26I-080708	nsample	MSA-MW26I-080708	nsample	MSA-MW26I-080708
samp_date	8/7/2008	samp_date	8/7/2008	samp_date	8/7/2008
lab_id	A8H080117006	lab_id	A8H080117006	lab_id	A8H080117006
qc_type	NM	qc_type	NM	qc_type	NM
units	UG/L	units	UG/L	units	UG/L
Pct_Solids		Pct_Solids		Pct_Solids	
DUP_OF:		DUP_OF:		DUP_OF:	

Parameter	Result	Val Qual	Qual Code
1,1,1,2-TETRACHLOROETHANE	0.23	U	
1,1,1-TRICHLOROETHANE	0.22	U	
1,1,2,2-TETRACHLOROETHANE	0.18	U	
1,1,2-TRICHLOROTRIFLUOROETHANE	0.28	U	
1,1-DICHLOROETHANE	0.15	U	
1,1-DICHLOROETHENE	0.19	U	
1,1-DICHLOROPROPENE	0.13	U	
1,2,3-TRICHLOROBENZENE	0.17	U	
1,2,3-TRICHLOROPROPANE	0.43	U	
1,2,3-TRIMETHYLBENZENE	0.0059	U	
1,2,4-TRICHLOROBENZENE	0.15	U	
1,2,4-TRIMETHYLBENZENE	0.12	U	
1,2-DIBROMO-3-CHLOROPROPANE	0.67	U	
1,2-DIBROMOETHANE	0.24	U	
1,2-DICHLOROBENZENE	0.13	U	
1,2-DICHLOROETHANE	0.22	U	
1,2-DICHLOROPROPANE	0.18	U	
1,3-DICHLOROBENZENE	0.14	U	
1,3-DICHLOROPROPANE	0.16	U	
1,4-DICHLOROBENZENE	0.13	U	
2,2-DICHLOROPROPANE	0.13	U	
2-BUTANONE	0.57	U	
2-CHLOROETHYL VINYL ETHER	0.99	U	
2-CHLOROTOLUENE	0.11	U	
2-HEXANONE	0.41	U	
4-CHLOROTOLUENE	0.18	U	
4-ISOPROPYLTOLUENE	0.12	U	
4-METHYL-2-PENTANONE	0.32	U	
ACETONE	1.10	U	
BENZENE	0.13	U	
BROMOBENZENE	0.13	U	
BROMOCHLOROMETHANE	0.29	U	

Parameter	Result	Val Qual	Qual Code
BROMODICHLOROMETHANE	0.15	U	
BROMOFORM	0.64	U	
BROMOMETHANE	0.41	U	
CARBON DISULFIDE	0.29	J	P
CARBON TETRACHLORIDE	0.13	U	
CHLOROBENZENE	0.15	U	
CHLORODIBROMOMETHANE	0.18	U	
CHLOROETHANE	0.29	U	
CHLOROFORM	0.16	U	
CHLOROMETHANE	0.30	U	
CIS-1,2-DICHLOROETHENE	1.2		
CIS-1,3-DICHLOROPROPENE	0.14	U	
DIBROMOMETHANE	0.28	U	
DICHLORODIFLUOROMETHANE	0.31	U	
DIISOPROPYL ETHER	1.50	U	
ETHYL TERT-BUTYL ETHER	0.11	U	
ETHYLBENZENE	0.17	U	
HEXACHLOROBUTADIENE	0.30	U	
ISOPROPYLBENZENE	0.13	U	
M+P-XYLENES	0.33	J	P
METHYL TERT-BUTYL ETHER	0.17	U	
METHYLENE CHLORIDE	0.33	U	
NAPHTHALENE	0.24	U	
N-BUTYLBENZENE	0.12	U	
N-PROPYLBENZENE	0.14	U	
O-XYLENE	0.14	U	
SEC-BUTYLBENZENE	0.13	U	
STYRENE	0.11	U	
TERT-AMYL METHYL ETHER	0.067	U	
TERT-BUTYLBENZENE	0.13	U	
TERTIARY-BUTYL ALCOHOL	3.90	UR	C
TETRACHLOROETHENE	0.29	U	

Parameter	Result	Val Qual	Qual Code
TOLUENE	0.13	U	
TOTAL XYLENES	0.33	J	P
TRANS-1,2-DICHLOROETHENE	0.19	U	
TRANS-1,3-DICHLOROPROPENE	0.19	U	
TRICHLOROETHENE	0.33	B	B
TRICHLOROFLUOROMETHANE	0.21	U	
VINYL ACETATE	0.19	U	
VINYL CHLORIDE	1.1		

PROJ_NO: 01660

SDG: 8H07118 MEDIA: WATER DATA FRACTION: OV

nsample	MSA-MW26S-080708DL	nsample	MSA-MW26S-080708DL	nsample	MSA-MW26S-080708DL
samp_date	8/7/2008	samp_date	8/7/2008	samp_date	8/7/2008
lab_id	A8H080117002	lab_id	A8H080117002	lab_id	A8H080117002
qc_type	NM	qc_type	NM	qc_type	NM
units	UG/L	units	UG/L	units	UG/L
Pct_Solids		Pct_Solids		Pct_Solids	
DUP_OF:		DUP_OF:		DUP_OF:	

Parameter	Result	Val Qual	Qual Code
1,1,1,2-TETRACHLOROETHANE	1.50	U	
1,1,1-TRICHLOROETHANE	1.50	U	
1,1,2,2-TETRACHLOROETHANE	1.20	U	
1,1,2-TRICHLOROTRIFLUOROETHANE	1.90	U	
1,1-DICHLOROETHANE	1.00	U	
1,1-DICHLOROETHENE	1.30	U	
1,1-DICHLOROPROPENE	0.87	U	
1,2,3-TRICHLOROBENZENE	1.10	U	
1,2,3-TRICHLOROPROPANE	2.90	U	
1,2,3-TRIMETHYLBENZENE	1.1	J	P
1,2,4-TRICHLOROBENZENE	1.00	U	
1,2,4-TRIMETHYLBENZENE	1.4	J	P
1,2-DIBROMO-3-CHLOROPROPANE	4.50	U	
1,2-DIBROMOETHANE	1.60	U	
1,2-DICHLOROBENZENE	0.87	U	
1,2-DICHLOROETHANE	1.50	U	
1,2-DICHLOROPROPANE	1.20	U	
1,3-DICHLOROBENZENE	0.93	U	
1,3-DICHLOROPROPANE	1.10	U	
1,4-DICHLOROBENZENE	0.87	U	
2,2-DICHLOROPROPANE	0.87	U	
2-BUTANONE	3.80	U	
2-CHLOROETHYL VINYL ETHER	6.60	U	
2-CHLOROTOLUENE	0.73	U	
2-HEXANONE	2.70	U	
4-CHLOROTOLUENE	1.20	U	
4-ISOPROPYLTOLUENE	11		
4-METHYL-2-PENTANONE	2.10	U	
ACETONE	24	B	B
BENZENE	22		
BROMOBENZENE	0.87	U	
BROMOCHLOROMETHANE	1.90	U	

Parameter	Result	Val Qual	Qual Code
BROMODICHLOROMETHANE	1.00	U	
BROMOFORM	4.30	U	
BROMOMETHANE	2.70	U	
CARBON DISULFIDE	0.87	U	
CARBON TETRACHLORIDE	0.87	U	
CHLOROBENZENE	1.00	U	
CHLORODIBROMOMETHANE	1.20	U	
CHLOROETHANE	1.90	U	
CHLOROFORM	1.10	U	
CHLOROMETHANE	2.00	U	
CIS-1,2-DICHLOROETHENE	150		
CIS-1,3-DICHLOROPROPENE	0.93	U	
DIBROMOMETHANE	1.90	U	
DICHLORODIFLUOROMETHANE	2.10	U	
DIISOPROPYL ETHER	10.00	U	
ETHYL TERT-BUTYL ETHER	0.73	U	
ETHYLBENZENE	1.5	J	P
HEXACHLOROBUTADIENE	2.00	U	
ISOPROPYLBENZENE	0.87	U	
M+P-XYLENES	1.60	U	
METHYL TERT-BUTYL ETHER	1.10	U	
METHYLENE CHLORIDE	2.20	U	
NAPHTHALENE	1.60	U	
N-BUTYLBENZENE	0.80	U	
N-PROPYLBENZENE	0.93	U	
O-XYLENE	1.4	J	P
SEC-BUTYLBENZENE	0.87	U	
STYRENE	0.73	U	
TERT-AMYL METHYL ETHER	0.45	U	
TERT-BUTYLBENZENE	0.87	U	
TERTIARY-BUTYL ALCOHOL	26.00	UR	C
TETRACHLOROETHENE	1.90	U	

Parameter	Result	Val Qual	Qual Code
TOLUENE	1.2	J	P
TOTAL XYLENES	1.90	U	
TRANS-1,2-DICHLOROETHENE	2	J	P
TRANS-1,3-DICHLOROPROPENE	1.30	U	
TRICHLOROETHENE	1.10	U	
TRICHLOROFLUOROMETHANE	1.40	U	
VINYL ACETATE	1.30	U	
VINYL CHLORIDE	160		

PROJ_NO: 01660

SDG: 8H07118 MEDIA: WATER DATA FRACTION: OV

nsample	TB-080608
samp_date	8/6/2008
lab_id	A8H070118001
qc_type	NM
units	UG/L
Pct_Solids	
DUP_OF:	

Parameter	Result	Val Qual	Qual Code
1,1,1,2-TETRACHLOROETHANE	0.23	U	
1,1,1-TRICHLOROETHANE	0.22	U	
1,1,2,2-TETRACHLOROETHANE	0.18	U	
1,1,2-TRICHLOROTRIFLUOROETHANE	0.28	U	
1,1-DICHLOROETHANE	0.15	U	
1,1-DICHLOROETHENE	0.19	U	
1,1-DICHLOROPROPENE	0.13	U	
1,2,3-TRICHLOROBENZENE	0.19	J	P
1,2,3-TRICHLOROPROPANE	0.43	U	
1,2,3-TRIMETHYLBENZENE	0.0059	U	
1,2,4-TRICHLOROBENZENE	0.15	U	
1,2,4-TRIMETHYLBENZENE	0.12	U	
1,2-DIBROMO-3-CHLOROPROPANE	0.67	U	
1,2-DIBROMOETHANE	0.24	U	
1,2-DICHLOROBENZENE	0.13	U	
1,2-DICHLOROETHANE	0.74	J	P
1,2-DICHLOROPROPANE	0.18	U	
1,3-DICHLOROBENZENE	0.14	U	
1,3-DICHLOROPROPANE	0.16	U	
1,4-DICHLOROBENZENE	0.13	U	
2,2-DICHLOROPROPANE	0.13	U	
2-BUTANONE	0.57	U	
2-CHLOROETHYL VINYL ETHER	0.99	U	
2-CHLOROTOLUENE	0.11	U	
2-HEXANONE	0.41	U	
4-CHLOROTOLUENE	0.18	U	
4-ISOPROPYLTOLUENE	0.12	U	
4-METHYL-2-PENTANONE	0.32	U	
ACETONE	8.8		
BENZENE	0.13	U	
BROMOBENZENE	0.13	U	
BROMOCHLOROMETHANE	0.29	U	

nsample	TB-080608
samp_date	8/6/2008
lab_id	A8H070118001
qc_type	NM
units	UG/L
Pct_Solids	
DUP_OF:	

Parameter	Result	Val Qual	Qual Code
BROMODICHLOROMETHANE	0.15	U	
BROMOFORM	0.64	U	
BROMOMETHANE	0.41	U	
CARBON DISULFIDE	0.13	U	
CARBON TETRACHLORIDE	0.13	U	
CHLOROBENZENE	0.15	U	
CHLORODIBROMOMETHANE	0.18	U	
CHLOROETHANE	0.29	U	
CHLOROFORM	0.16	U	
CHLOROMETHANE	0.30	U	
CIS-1,2-DICHLOROETHENE	0.17	U	
CIS-1,3-DICHLOROPROPENE	0.14	U	
DIBROMOMETHANE	0.28	U	
DICHLORODIFLUOROMETHANE	0.31	U	
DIISOPROPYL ETHER	1.50	U	
ETHYL TERT-BUTYL ETHER	0.11	U	
ETHYLBENZENE	0.17	U	
HEXACHLOROBUTADIENE	0.30	U	
ISOPROPYLBENZENE	0.13	U	
M+P-XYLENES	0.24	U	
METHYL TERT-BUTYL ETHER	0.17	U	
METHYLENE CHLORIDE	4.7		
NAPHTHALENE	0.24	U	
N-BUTYLBENZENE	0.12	U	
N-PROPYLBENZENE	0.14	U	
O-XYLENE	0.14	U	
SEC-BUTYLBENZENE	0.13	U	
STYRENE	0.11	U	
TERT-AMYL METHYL ETHER	0.067	U	
TERT-BUTYLBENZENE	0.13	U	
TERTIARY-BUTYL ALCOHOL	3.90	UR	C
TETRACHLOROETHENE	0.29	U	

nsample	TB-080608
samp_date	8/6/2008
lab_id	A8H070118001
qc_type	NM
units	UG/L
Pct_Solids	
DUP_OF:	

Parameter	Result	Val Qual	Qual Code
TOLUENE	0.13	U	
TOTAL XYLENES	0.28	U	
TRANS-1,2-DICHLOROETHENE	0.19	U	
TRANS-1,3-DICHLOROPROPENE	0.19	U	
TRICHLOROETHENE	0.55	J	P
TRICHLOROFLUOROMETHANE	0.21	U	
VINYL ACETATE	0.19	U	
VINYL CHLORIDE	0.22	U	

PROJ_NO: 01660

SDG: 8H07118 MEDIA: WATER DATA FRACTION: OV

nsample	TB-080708
samp_date	8/7/2008
lab_id	A8H080117001
qc_type	NM
units	UG/L
Pct_Solids	
DUP_OF:	

Parameter	Result	Val Qual	Qual Code
1,1,1,2-TETRACHLOROETHANE	0.23	U	
1,1,1-TRICHLOROETHANE	0.22	U	
1,1,2,2-TETRACHLOROETHANE	0.18	U	
1,1,2-TRICHLOROTRIFLUOROETHANE	0.28	U	
1,1-DICHLOROETHANE	0.15	U	
1,1-DICHLOROETHENE	0.19	U	
1,1-DICHLOROPROPENE	0.13	U	
1,2,3-TRICHLOROBENZENE	0.17	U	
1,2,3-TRICHLOROPROPANE	0.43	U	
1,2,3-TRIMETHYLBENZENE	0.0059	U	
1,2,4-TRICHLOROBENZENE	0.15	U	
1,2,4-TRIMETHYLBENZENE	0.12	U	
1,2-DIBROMO-3-CHLOROPROPANE	0.67	U	
1,2-DIBROMOETHANE	0.24	U	
1,2-DICHLOROBENZENE	0.13	U	
1,2-DICHLOROETHANE	0.84	J	P
1,2-DICHLOROPROPANE	0.18	U	
1,3-DICHLOROBENZENE	0.14	U	
1,3-DICHLOROPROPANE	0.16	U	
1,4-DICHLOROBENZENE	0.13	U	
2,2-DICHLOROPROPANE	0.13	U	
2-BUTANONE	0.57	U	
2-CHLOROETHYL VINYL ETHER	0.99	U	
2-CHLOROTOLUENE	0.11	U	
2-HEXANONE	0.41	U	
4-CHLOROTOLUENE	0.18	U	
4-ISOPROPYLTOLUENE	0.12	U	
4-METHYL-2-PENTANONE	0.32	U	
ACETONE	5.3		
BENZENE	0.13	U	
BROMOBENZENE	0.13	U	
BROMOCHLOROMETHANE	0.29	U	

nsample	TB-080708
samp_date	8/7/2008
lab_id	A8H080117001
qc_type	NM
units	UG/L
Pct_Solids	
DUP_OF:	

Parameter	Result	Val Qual	Qual Code
BROMODICHLOROMETHANE	0.15	U	
BROMOFORM	0.64	U	
BROMOMETHANE	0.41	U	
CARBON DISULFIDE	0.13	U	
CARBON TETRACHLORIDE	0.13	U	
CHLOROBENZENE	0.15	U	
CHLORODIBROMOMETHANE	0.18	U	
CHLOROETHANE	0.29	U	
CHLOROFORM	0.16	U	
CHLOROMETHANE	0.30	U	
CIS-1,2-DICHLOROETHENE	0.17	U	
CIS-1,3-DICHLOROPROPENE	0.14	U	
DIBROMOMETHANE	0.28	U	
DICHLORODIFLUOROMETHANE	0.31	U	
DIISOPROPYL ETHER	1.50	U	
ETHYL TERT-BUTYL ETHER	0.11	U	
ETHYLBENZENE	0.17	U	
HEXACHLOROBUTADIENE	0.30	U	
ISOPROPYLBENZENE	0.13	U	
M+P-XYLENES	0.24	U	
METHYL TERT-BUTYL ETHER	0.17	U	
METHYLENE CHLORIDE	4.5		
NAPHTHALENE	0.24	U	
N-BUTYLBENZENE	0.12	U	
N-PROPYLBENZENE	0.14	U	
O-XYLENE	0.14	U	
SEC-BUTYLBENZENE	0.13	U	
STYRENE	0.11	U	
TERT-AMYL METHYL ETHER	0.067	U	
TERT-BUTYLBENZENE	0.13	U	
TERTIARY-BUTYL ALCOHOL	3.90	UR	C
TETRACHLOROETHENE	0.29	U	

nsample	TB-080708
samp_date	8/7/2008
lab_id	A8H080117001
qc_type	NM
units	UG/L
Pct_Solids	
DUP_OF:	

Parameter	Result	Val Qual	Qual Code
TOLUENE	0.13	U	
TOTAL XYLENES	0.28	U	
TRANS-1,2-DICHLOROETHENE	0.19	U	
TRANS-1,3-DICHLOROPROPENE	0.19	U	
TRICHLOROETHENE	0.76	J	P
TRICHLOROFLUOROMETHANE	0.21	U	
VINYL ACETATE	0.19	U	
VINYL CHLORIDE	0.22	U	

PROJ_NO: 01660

SDG: 8H07118 MEDIA: WATER DATA FRACTION: OV

nsample	TB-080808
samp_date	8/8/2008
lab_id	A8H090106001
qc_type	NM
units	UG/L
Pct_Solids	
DUP_OF:	

Parameter	Result	Val Qual	Qual Code
1,1,1,2-TETRACHLOROETHANE	0.23	U	
1,1,1-TRICHLOROETHANE	0.22	U	
1,1,2,2-TETRACHLOROETHANE	0.18	U	
1,1,2-TRICHLOROTRIFLUOROETHANE	0.28	U	
1,1-DICHLOROETHANE	0.15	U	
1,1-DICHLOROETHENE	0.19	U	
1,1-DICHLOROPROPENE	0.13	U	
1,2,3-TRICHLOROBENZENE	0.17	U	
1,2,3-TRICHLOROPROPANE	0.43	U	
1,2,3-TRIMETHYLBENZENE	0.0059	U	
1,2,4-TRICHLOROBENZENE	0.15	U	
1,2,4-TRIMETHYLBENZENE	0.12	U	
1,2-DIBROMO-3-CHLOROPROPANE	0.67	U	
1,2-DIBROMOETHANE	0.24	U	
1,2-DICHLOROBENZENE	0.13	U	
1,2-DICHLOROETHANE	0.84	J	P
1,2-DICHLOROPROPANE	0.18	U	
1,3-DICHLOROBENZENE	0.14	U	
1,3-DICHLOROPROPANE	0.16	U	
1,4-DICHLOROBENZENE	0.13	U	
2,2-DICHLOROPROPANE	0.13	U	
2-BUTANONE	0.57	U	
2-CHLOROETHYL VINYL ETHER	0.99	U	
2-CHLOROTOLUENE	0.11	U	
2-HEXANONE	0.41	U	
4-CHLOROTOLUENE	0.18	U	
4-ISOPROPYLTOLUENE	0.12	U	
4-METHYL-2-PENTANONE	0.32	U	
ACETONE	5.4		
BENZENE	0.13	U	
BROMOBENZENE	0.13	U	
BROMOCHLOROMETHANE	0.29	U	

nsample	TB-080808
samp_date	8/8/2008
lab_id	A8H090106001
qc_type	NM
units	UG/L
Pct_Solids	
DUP_OF:	

Parameter	Result	Val Qual	Qual Code
BROMODICHLOROMETHANE	0.15	U	
BROMOFORM	0.64	U	
BROMOMETHANE	0.41	U	
CARBON DISULFIDE	0.13	U	
CARBON TETRACHLORIDE	0.13	U	
CHLOROBENZENE	0.15	U	
CHLORODIBROMOMETHANE	0.18	U	
CHLOROETHANE	0.29	U	
CHLOROFORM	0.16	U	
CHLOROMETHANE	0.30	U	
CIS-1,2-DICHLOROETHENE	0.17	U	
CIS-1,3-DICHLOROPROPENE	0.14	U	
DIBROMOMETHANE	0.28	U	
DICHLORODIFLUOROMETHANE	0.31	U	
DIISOPROPYL ETHER	1.50	U	
ETHYL TERT-BUTYL ETHER	0.11	U	
ETHYLBENZENE	0.17	U	
HEXACHLOROBUTADIENE	0.30	U	
ISOPROPYLBENZENE	0.13	U	
M+P-XYLENES	0.24	U	
METHYL TERT-BUTYL ETHER	0.17	U	
METHYLENE CHLORIDE	4.6		
NAPHTHALENE	0.24	U	
N-BUTYLBENZENE	0.12	U	
N-PROPYLBENZENE	0.14	U	
O-XYLENE	0.14	U	
SEC-BUTYLBENZENE	0.13	U	
STYRENE	0.11	U	
TERT-AMYL METHYL ETHER	0.067	U	
TERT-BUTYLBENZENE	0.13	U	
TERTIARY-BUTYL ALCOHOL	3.90	UR	C
TETRACHLOROETHENE	0.29	U	

nsample	TB-080808
samp_date	8/8/2008
lab_id	A8H090106001
qc_type	NM
units	UG/L
Pct_Solids	
DUP_OF:	

Parameter	Result	Val Qual	Qual Code
TOLUENE	0.13	U	
TOTAL XYLENES	0.28	U	
TRANS-1,2-DICHLOROETHENE	0.19	U	
TRANS-1,3-DICHLOROPROPENE	0.19	U	
TRICHLOROETHENE	0.81	J	P
TRICHLOROFLUOROMETHANE	0.21	U	
VINYL ACETATE	0.19	U	
VINYL CHLORIDE	0.22	U	

PROJ_NO: 01660

SDG: 8H07118 MEDIA: WATER DATA FRACTION: OS

nsample	DMW-10S-080808	nsample	DMW-21D-080808	nsample	DMW-21I-080808
samp_date	8/8/2008	samp_date	8/8/2008	samp_date	8/8/2008
lab_id	A8H090106006	lab_id	A8H090106004	lab_id	A8H090106002
qc_type	NM	qc_type	NM	qc_type	NM
units	UG/L	units	UG/L	units	UG/L
Pct_Solids		Pct_Solids		Pct_Solids	
DUP_OF:		DUP_OF:		DUP_OF:	

Parameter	Result	Val Qual	Qual Code
1,4-DIOXANE	12		

Parameter	Result	Val Qual	Qual Code
1,4-DIOXANE	1.30	U	

Parameter	Result	Val Qual	Qual Code
1,4-DIOXANE	3		

PROJ_NO: 01660

SDG: 8H07118 MEDIA: WATER DATA FRACTION: OS

nsample	DMW-27DEEP-080808	nsample	DMW-28I-080808	nsample	DMW-29DEEP-080808
samp_date	8/8/2008	samp_date	8/8/2008	samp_date	8/8/2008
lab_id	A8H090106005	lab_id	A8H090106003	lab_id	A8H090106007
qc_type	NM	qc_type	NM	qc_type	NM
units	UG/L	units	UG/L	units	UG/L
Pct_Solids		Pct_Solids		Pct_Solids	
DUP_OF:		DUP_OF:		DUP_OF:	

Parameter	Result	Val Qual	Qual Code
1,4-DIOXANE	1.30	U	

Parameter	Result	Val Qual	Qual Code
1,4-DIOXANE	1.30	U	

Parameter	Result	Val Qual	Qual Code
1,4-DIOXANE	1.30	U	

PROJ_NO: 01660

SDG: 8H07118 MEDIA: WATER DATA FRACTION: OS

nsample	MSA-MW15D-080608	nsample	MSA-MW15I-080608	nsample	MSA-MW15S-080608
samp_date	8/6/2008	samp_date	8/6/2008	samp_date	8/6/2008
lab_id	A8H070118002	lab_id	A8H070118005	lab_id	A8H070118006
qc_type	NM	qc_type	NM	qc_type	NM
units	UG/L	units	UG/L	units	UG/L
Pct_Solids		Pct_Solids		Pct_Solids	
DUP_OF:		DUP_OF:		DUP_OF:	

Parameter	Result	Val Qual	Qual Code
1,4-DIOXANE	0.49	U	

Parameter	Result	Val Qual	Qual Code
1,4-DIOXANE	0.49	U	

Parameter	Result	Val Qual	Qual Code
1,4-DIOXANE	0.49	U	

PROJ_NO: 01660

SDG: 8H07118 MEDIA: WATER DATA FRACTION: OS

nsample	MSA-MW19D-080708	nsample	MSA-MW19I-080708	nsample	MSA-MW20D-080608
samp_date	8/7/2008	samp_date	8/7/2008	samp_date	8/6/2008
lab_id	A8H080117005	lab_id	A8H080117003	lab_id	A8H070118007
qc_type	NM	qc_type	NM	qc_type	NM
units	UG/L	units	UG/L	units	UG/L
Pct_Solids		Pct_Solids		Pct_Solids	
DUP_OF:		DUP_OF:		DUP_OF:	

Parameter	Result	Val Qual	Qual Code
1,4-DIOXANE	1.30	U	

Parameter	Result	Val Qual	Qual Code
1,4-DIOXANE	18		

Parameter	Result	Val Qual	Qual Code
1,4-DIOXANE	1.8		

PROJ_NO: 01660

SDG: 8H07118 MEDIA: WATER DATA FRACTION: OS

nsample	MSA-MW20I-080608	nsample	MSA-MW20S-080608DL	nsample	MSA-MW26D-080708
samp_date	8/6/2008	samp_date	8/6/2008	samp_date	8/7/2008
lab_id	A8H070118004	lab_id	A8H070118003	lab_id	A8H080117004
qc_type	NM	qc_type	NM	qc_type	NM
units	UG/L	units	UG/L	units	UG/L
Pct_Solids		Pct_Solids		Pct_Solids	
DUP_OF:		DUP_OF:		DUP_OF:	

Parameter	Result	Val Qual	Qual Code
1,4-DIOXANE	4.8		

Parameter	Result	Val Qual	Qual Code
1,4-DIOXANE	130		

Parameter	Result	Val Qual	Qual Code
1,4-DIOXANE	1.30	U	

PROJ_NO: 01660

SDG: 8H07118 MEDIA: WATER DATA FRACTION: OS

nsample	MSA-MW26I-080708	nsample	MSA-MW26S-080708
samp_date	8/7/2008	samp_date	8/7/2008
lab_id	A8H080117006	lab_id	A8H080117002
qc_type	NM	qc_type	NM
units	UG/L	units	UG/L
Pct_Solids		Pct_Solids	
DUP_OF:		DUP_OF:	

Parameter	Result	Val Qual	Qual Code
1,4-DIOXANE	1.8		

Parameter	Result	Val Qual	Qual Code
1,4-DIOXANE	3.1		

Appendix B

Results as Reported by the Laboratory

Tetra Tech NUS, Inc

Client Sample ID: MSA-MW15D-080608

GC/MS Volatiles

Lot-Sample #...: A8H070118-002 **Work Order #...:** KTQJ51CM **Matrix.....:** WQ
Date Sampled...: 08/06/08 11:00 **Date Received..:** 08/07/08
Prep Date.....: 08/14/08 **Analysis Date..:** 08/14/08
Prep Batch #...: 8232297
Dilution Factor: 1 **Initial Wgt/Vol:** 5 mL **Final Wgt/Vol..:** 5 mL
Method.....: SW846 8260B

PARAMETER	RESULT	REPORTING LIMIT	UNITS	MDL
Acetone	ND	5.0	ug/L	1.1
Bromobenzene	ND	1.0	ug/L	0.13
Bromochloromethane	ND	1.0	ug/L	0.29
Bromodichloromethane	ND	1.0	ug/L	0.15
2-Butanone	**1.3 J,B**	**5.0**	**ug/L**	**0.57**
n-Butylbenzene	ND	1.0	ug/L	0.12
sec-Butylbenzene	ND	1.0	ug/L	0.13
tert-Butylbenzene	ND	1.0	ug/L	0.13
Carbon disulfide	**0.90 J**	**1.0**	**ug/L**	**0.13**
Dibromochloromethane	ND	1.0	ug/L	0.18
1,2-Dibromo-3-chloro-propane	ND	2.0	ug/L	0.67
2-Chloroethyl vinyl ether	ND	5.0	ug/L	0.99
2-Chlorotoluene	ND	1.0	ug/L	0.11
4-Chlorotoluene	ND	1.0	ug/L	0.18
1,2-Dibromoethane	ND	1.0	ug/L	0.24
Dibromomethane	ND	1.0	ug/L	0.28
1,2-Dichlorobenzene	ND	1.0	ug/L	0.13
1,3-Dichlorobenzene	ND	1.0	ug/L	0.14
1,4-Dichlorobenzene	ND	1.0	ug/L	0.13
Dichlorodifluoromethane	ND	1.0	ug/L	0.31
cis-1,2-Dichloroethene	ND	1.0	ug/L	0.17
trans-1,2-Dichloroethene	ND	1.0	ug/L	0.19
1,3-Dichloropropane	ND	1.0	ug/L	0.16
2,2-Dichloropropane	ND	1.0	ug/L	0.13
1,1-Dichloropropene	ND	1.0	ug/L	0.13
Trichlorofluoromethane	ND	1.0	ug/L	0.21
Hexachlorobutadiene	ND	1.0	ug/L	0.30
2-Hexanone	ND	5.0	ug/L	0.41
Isopropylbenzene	ND	1.0	ug/L	0.13
p-Isopropyltoluene	ND	1.0	ug/L	0.12
tert-Butyl alcohol	ND	20	ug/L	3.9
4-Methyl-2-pentanone	ND	5.0	ug/L	0.32
Naphthalene	ND	1.0	ug/L	0.24
n-Propylbenzene	ND	1.0	ug/L	0.14
Styrene	ND	1.0	ug/L	0.11
1,1,1,2-Tetrachloroethane	ND	1.0	ug/L	0.23
1,2,3-Trichlorobenzene	ND	1.0	ug/L	0.17

(Continued on next page)

Tetra Tech NUS, Inc

Client Sample ID: MSA-MW15D-080608

GC/MS Volatiles

Lot-Sample #...: A8H070118-002 **Work Order #...:** KTQJ51CM **Matrix.....:** WQ

PARAMETER	RESULT	REPORTING LIMIT	UNITS	MDL
1,2,4-Trichloro-benzene	ND	1.0	ug/L	0.15
1,2,3-Trichloropropane	ND	1.0	ug/L	0.43
1,1,2-Trichloro-1,2,2-trifluoroethane	ND	1.0	ug/L	0.28
1,2,4-Trimethylbenzene	ND	1.0	ug/L	0.12
Vinyl acetate	ND	2.0	ug/L	0.19
o-Xylene	ND	1.0	ug/L	0.14
Xylenes (total)	ND	2.0	ug/L	0.28
Methyl tert-butyl ether	ND	5.0	ug/L	0.17
m-Xylene & p-Xylene	ND	2.0	ug/L	0.24
1,2,3-Trimethylbenzene	ND	5.0	ug/L	0.0059
Diisopropyl Ether (DIPE)	ND	5.0	ug/L	1.5
Ethyl-t-Butyl Ether (ETBE)	ND	5.0	ug/L	0.11
Tert-amyl methyl ether (TAME)	ND	5.0	ug/L	0.067
Benzene	ND	1.0	ug/L	0.13
Bromoform	ND	1.0	ug/L	0.64
Bromomethane	ND	1.0	ug/L	0.41
Carbon tetrachloride	ND	1.0	ug/L	0.13
Chlorobenzene	ND	1.0	ug/L	0.15
Chloroethane	ND	1.0	ug/L	0.29
Chloroform	**0.17 J**	**1.0**	**ug/L**	**0.16**
Chloromethane	ND	1.0	ug/L	0.30
1,1-Dichloroethane	ND	1.0	ug/L	0.15
1,2-Dichloroethane	ND	1.0	ug/L	0.22
1,1-Dichloroethene	ND	1.0	ug/L	0.19
1,2-Dichloropropane	ND	1.0	ug/L	0.18
cis-1,3-Dichloropropene	ND	1.0	ug/L	0.14
trans-1,3-Dichloropropene	ND	1.0	ug/L	0.19
Ethylbenzene	ND	1.0	ug/L	0.17
Methylene chloride	ND	1.0	ug/L	0.33
1,1,2,2-Tetrachloroethane	ND	1.0	ug/L	0.18
Tetrachloroethene	ND	1.0	ug/L	0.29
Toluene	ND	1.0	ug/L	0.13
1,1,1-Trichloroethane	ND	1.0	ug/L	0.22
Trichloroethene	**0.82 J**	**1.0**	**ug/L**	**0.17**
Vinyl chloride	ND	1.0	ug/L	0.22

SURROGATE	PERCENT RECOVERY	RECOVERY LIMITS
Dibromofluoromethane	95	(73 - 122)
1,2-Dichloroethane-d4	99	(61 - 128)
Toluene-d8	94	(76 - 110)
4-Bromofluorobenzene	89	(74 - 116)

(Continued on next page)

Tetra Tech NUS, Inc

Client Sample ID: MSA-MW15I-080608

GC/MS Volatiles

Lot-Sample #...: A8H070118-005 **Work Order #...:** KTQJ81CM **Matrix.....:** WQ
Date Sampled...: 08/06/08 13:40 **Date Received..:** 08/07/08
Prep Date.....: 08/14/08 **Analysis Date..:** 08/14/08
Prep Batch #...: 8232297
Dilution Factor: 333.33 **Initial Wgt/Vol:** 5 mL **Final Wgt/Vol..:** 5 mL
Method.....: SW846 8260B

PARAMETER	RESULT	REPORTING LIMIT	UNITS	MDL
Acetone	**640 J,B**	**1700**	**ug/L**	**370**
Bromobenzene	ND	330	ug/L	43
Bromochloromethane	ND	330	ug/L	97
Bromodichloromethane	ND	330	ug/L	50
2-Butanone	ND	1700	ug/L	190
n-Butylbenzene	ND	330	ug/L	40
sec-Butylbenzene	ND	330	ug/L	43
tert-Butylbenzene	ND	330	ug/L	43
Carbon disulfide	ND	330	ug/L	43
Dibromochloromethane	ND	330	ug/L	60
1,2-Dibromo-3-chloro-propane	ND	670	ug/L	220
2-Chloroethyl vinyl ether	ND	1700	ug/L	330
2-Chlorotoluene	ND	330	ug/L	37
4-Chlorotoluene	ND	330	ug/L	60
1,2-Dibromoethane	ND	330	ug/L	80
Dibromomethane	ND	330	ug/L	93
1,2-Dichlorobenzene	ND	330	ug/L	43
1,3-Dichlorobenzene	ND	330	ug/L	47
1,4-Dichlorobenzene	ND	330	ug/L	43
Dichlorodifluoromethane	ND	330	ug/L	100
cis-1,2-Dichloroethene	**1600**	**330**	**ug/L**	**57**
trans-1,2-Dichloroethene	ND	330	ug/L	63
1,3-Dichloropropane	ND	330	ug/L	53
2,2-Dichloropropane	ND	330	ug/L	43
1,1-Dichloropropene	ND	330	ug/L	43
Trichlorofluoromethane	ND	330	ug/L	70
Hexachlorobutadiene	ND	330	ug/L	100
2-Hexanone	ND	1700	ug/L	140
Isopropylbenzene	ND	330	ug/L	43
p-Isopropyltoluene	ND	330	ug/L	40
tert-Butyl alcohol	ND	6700	ug/L	1300
4-Methyl-2-pentanone	ND	1700	ug/L	110
Naphthalene	ND	330	ug/L	80
n-Propylbenzene	ND	330	ug/L	47
Styrene	ND	330	ug/L	37
1,1,1,2-Tetrachloroethane	ND	330	ug/L	77
1,2,3-Trichlorobenzene	ND	330	ug/L	57

(Continued on next page)

Tetra Tech NUS, Inc

Client Sample ID: MSA-MW15I-080608

GC/MS Volatiles

Lot-Sample #...: A8H070118-005 **Work Order #...:** KTQJ81CM **Matrix.....:** WQ

PARAMETER	RESULT	REPORTING LIMIT	UNITS	MDL
1,2,4-Trichloro-benzene	ND	330	ug/L	50
1,2,3-Trichloropropane	ND	330	ug/L	140
1,1,2-Trichloro-1,2,2-trifluoroethane	ND	330	ug/L	93
1,2,4-Trimethylbenzene	ND	330	ug/L	40
Vinyl acetate	ND	670	ug/L	63
o-Xylene	ND	330	ug/L	47
Xylenes (total)	ND	670	ug/L	93
Methyl tert-butyl ether	ND	1700	ug/L	57
m-Xylene & p-Xylene	ND	670	ug/L	80
1,2,3-Trimethylbenzene	ND	1700	ug/L	2.0
Diisopropyl Ether (DIPE)	ND	1700	ug/L	500
Ethyl-t-Butyl Ether (ETBE)	ND	1700	ug/L	37
Tert-amyl methyl ether (TAME)	ND	1700	ug/L	22
Benzene	ND	330	ug/L	43
Bromoform	ND	330	ug/L	210
Bromomethane	ND	330	ug/L	140
Carbon tetrachloride	ND	330	ug/L	43
Chlorobenzene	ND	330	ug/L	50
Chloroethane	ND	330	ug/L	97
Chloroform	ND	330	ug/L	53
Chloromethane	ND	330	ug/L	100
1,1-Dichloroethane	ND	330	ug/L	50
1,2-Dichloroethane	ND	330	ug/L	73
1,1-Dichloroethene	ND	330	ug/L	63
1,2-Dichloropropane	ND	330	ug/L	60
cis-1,3-Dichloropropene	ND	330	ug/L	47
trans-1,3-Dichloropropene	ND	330	ug/L	63
Ethylbenzene	ND	330	ug/L	57
Methylene chloride	ND	330	ug/L	110
1,1,2,2-Tetrachloroethane	ND	330	ug/L	60
Tetrachloroethene	ND	330	ug/L	97
Toluene	ND	330	ug/L	43
1,1,1-Trichloroethane	ND	330	ug/L	73
Trichloroethene	**7300**	**330**	**ug/L**	**57**
Vinyl chloride	**160 J**	**330**	**ug/L**	**73**

SURROGATE	PERCENT RECOVERY	RECOVERY LIMITS
Dibromofluoromethane	95	(73 - 122)
1,2-Dichloroethane-d4	100	(61 - 128)
Toluene-d8	94	(76 - 110)
4-Bromofluorobenzene	89	(74 - 116)

(Continued on next page)

Tetra Tech NUS, Inc

Client Sample ID: MSA-MW15S-080608

GC/MS Volatiles

Lot-Sample #...: A8H070118-006 **Work Order #...:** KTQJ91CM **Matrix.....:** WQ
Date Sampled...: 08/06/08 15:00 **Date Received..:** 08/07/08
Prep Date.....: 08/14/08 **Analysis Date..:** 08/14/08
Prep Batch #...: 8232297
Dilution Factor: 1.67 **Initial Wgt/Vol:** 5 mL **Final Wgt/Vol..:** 5 mL
Method.....: SW846 8260B

PARAMETER	RESULT	REPORTING LIMIT	UNITS	MDL
Acetone	**2.5 J,B**	**8.4**	**ug/L**	**1.8**
Bromobenzene	ND	1.7	ug/L	0.22
Bromochloromethane	ND	1.7	ug/L	0.48
Bromodichloromethane	ND	1.7	ug/L	0.25
2-Butanone	ND	8.4	ug/L	0.95
n-Butylbenzene	ND	1.7	ug/L	0.20
sec-Butylbenzene	ND	1.7	ug/L	0.22
tert-Butylbenzene	ND	1.7	ug/L	0.22
Carbon disulfide	ND	1.7	ug/L	0.22
Dibromochloromethane	ND	1.7	ug/L	0.30
1,2-Dibromo-3-chloro-propane	ND	3.3	ug/L	1.1
2-Chloroethyl vinyl ether	ND	8.4	ug/L	1.7
2-Chlorotoluene	ND	1.7	ug/L	0.18
4-Chlorotoluene	ND	1.7	ug/L	0.30
1,2-Dibromoethane	ND	1.7	ug/L	0.40
Dibromomethane	ND	1.7	ug/L	0.47
1,2-Dichlorobenzene	ND	1.7	ug/L	0.22
1,3-Dichlorobenzene	ND	1.7	ug/L	0.23
1,4-Dichlorobenzene	ND	1.7	ug/L	0.22
Dichlorodifluoromethane	ND	1.7	ug/L	0.52
cis-1,2-Dichloroethene	**13**	**1.7**	**ug/L**	**0.28**
trans-1,2-Dichloroethene	ND	1.7	ug/L	0.32
1,3-Dichloropropane	ND	1.7	ug/L	0.27
2,2-Dichloropropane	ND	1.7	ug/L	0.22
1,1-Dichloropropene	ND	1.7	ug/L	0.22
Trichlorofluoromethane	ND	1.7	ug/L	0.35
Hexachlorobutadiene	ND	1.7	ug/L	0.50
2-Hexanone	ND	8.4	ug/L	0.68
Isopropylbenzene	ND	1.7	ug/L	0.22
p-Isopropyltoluene	ND	1.7	ug/L	0.20
tert-Butyl alcohol	ND	33	ug/L	6.5
4-Methyl-2-pentanone	ND	8.4	ug/L	0.53
Naphthalene	ND	1.7	ug/L	0.40
n-Propylbenzene	ND	1.7	ug/L	0.23
Styrene	ND	1.7	ug/L	0.18
1,1,1,2-Tetrachloroethane	ND	1.7	ug/L	0.38
1,2,3-Trichlorobenzene	ND	1.7	ug/L	0.28

(Continued on next page)

Tetra Tech NUS, Inc

Client Sample ID: MSA-MW15S-080608

GC/MS Volatiles

Lot-Sample #...: A8H070118-006 **Work Order #...:** KTQJ91CM **Matrix.....:** WQ

PARAMETER	RESULT	REPORTING LIMIT	UNITS	MDL
1,2,4-Trichloro-benzene	ND	1.7	ug/L	0.25
1,2,3-Trichloropropane	ND	1.7	ug/L	0.72
1,1,2-Trichloro-1,2,2-trifluoroethane	ND	1.7	ug/L	0.47
1,2,4-Trimethylbenzene	ND	1.7	ug/L	0.20
Vinyl acetate	ND	3.3	ug/L	0.32
o-Xylene	ND	1.7	ug/L	0.23
Xylenes (total)	ND	3.3	ug/L	0.47
Methyl tert-butyl ether	ND	8.4	ug/L	0.28
m-Xylene & p-Xylene	ND	3.3	ug/L	0.40
1,2,3-Trimethylbenzene	ND	8.4	ug/L	0.0099
Diisopropyl Ether (DIPE)	ND	8.4	ug/L	2.5
Ethyl-t-Butyl Ether (ETBE)	ND	8.4	ug/L	0.18
Tert-amyl methyl ether (TAME)	ND	8.4	ug/L	0.11
Benzene	ND	1.7	ug/L	0.22
Bromoform	ND	1.7	ug/L	1.1
Bromomethane	ND	1.7	ug/L	0.68
Carbon tetrachloride	ND	1.7	ug/L	0.22
Chlorobenzene	ND	1.7	ug/L	0.25
Chloroethane	ND	1.7	ug/L	0.48
Chloroform	ND	1.7	ug/L	0.27
Chloromethane	ND	1.7	ug/L	0.50
1,1-Dichloroethane	ND	1.7	ug/L	0.25
1,2-Dichloroethane	ND	1.7	ug/L	0.37
1,1-Dichloroethene	ND	1.7	ug/L	0.32
1,2-Dichloropropane	ND	1.7	ug/L	0.30
cis-1,3-Dichloropropene	ND	1.7	ug/L	0.23
trans-1,3-Dichloropropene	ND	1.7	ug/L	0.32
Ethylbenzene	ND	1.7	ug/L	0.28
Methylene chloride	ND	1.7	ug/L	0.55
1,1,2,2-Tetrachloroethane	ND	1.7	ug/L	0.30
Tetrachloroethene	ND	1.7	ug/L	0.48
Toluene	ND	1.7	ug/L	0.22
1,1,1-Trichloroethane	ND	1.7	ug/L	0.37
Trichloroethene	**45**	**1.7**	**ug/L**	**0.28**
Vinyl chloride	**0.65 J**	**1.7**	**ug/L**	**0.37**

SURROGATE	PERCENT RECOVERY	RECOVERY LIMITS
Dibromofluoromethane	98	(73 - 122)
1,2-Dichloroethane-d4	99	(61 - 128)
Toluene-d8	94	(76 - 110)
4-Bromofluorobenzene	89	(74 - 116)

(Continued on next page)

Tetra Tech NUS, Inc

Client Sample ID: MSA-MW19D-080708

GC/MS Volatiles

Lot-Sample #...: A8H080117-005 **Work Order #...:** KTTHT1CM **Matrix.....:** WG
Date Sampled...: 08/07/08 14:14 **Date Received..:** 08/08/08
Prep Date.....: 08/15/08 **Analysis Date..:** 08/15/08
Prep Batch #...: 8231359
Dilution Factor: 1 **Initial Wgt/Vol:** 5 mL **Final Wgt/Vol..:** 5 mL
Method.....: SW846 8260B

PARAMETER	RESULT	REPORTING LIMIT	UNITS	MDL
Acetone	**1.1 J**	**5.0**	**ug/L**	**1.1**
Bromobenzene	ND	1.0	ug/L	0.13
Bromochloromethane	ND	1.0	ug/L	0.29
Bromodichloromethane	ND	1.0	ug/L	0.15
2-Butanone	ND	5.0	ug/L	0.57
n-Butylbenzene	ND	1.0	ug/L	0.12
sec-Butylbenzene	ND	1.0	ug/L	0.13
tert-Butylbenzene	ND	1.0	ug/L	0.13
Carbon disulfide	**0.39 J**	**1.0**	**ug/L**	**0.13**
Dibromochloromethane	ND	1.0	ug/L	0.18
1,2-Dibromo-3-chloro-propane	ND	2.0	ug/L	0.67
2-Chloroethyl vinyl ether	ND	5.0	ug/L	0.99
2-Chlorotoluene	ND	1.0	ug/L	0.11
4-Chlorotoluene	ND	1.0	ug/L	0.18
1,2-Dibromoethane	ND	1.0	ug/L	0.24
Dibromomethane	ND	1.0	ug/L	0.28
1,2-Dichlorobenzene	ND	1.0	ug/L	0.13
1,3-Dichlorobenzene	ND	1.0	ug/L	0.14
1,4-Dichlorobenzene	ND	1.0	ug/L	0.13
Dichlorodifluoromethane	ND	1.0	ug/L	0.31
cis-1,2-Dichloroethene	ND	1.0	ug/L	0.17
trans-1,2-Dichloroethene	ND	1.0	ug/L	0.19
1,3-Dichloropropane	ND	1.0	ug/L	0.16
2,2-Dichloropropane	ND	1.0	ug/L	0.13
1,1-Dichloropropene	ND	1.0	ug/L	0.13
Trichlorofluoromethane	ND	1.0	ug/L	0.21
Hexachlorobutadiene	ND	1.0	ug/L	0.30
2-Hexanone	ND	5.0	ug/L	0.41
Isopropylbenzene	ND	1.0	ug/L	0.13
p-Isopropyltoluene	ND	1.0	ug/L	0.12
tert-Butyl alcohol	ND	20	ug/L	3.9
4-Methyl-2-pentanone	ND	5.0	ug/L	0.32
Naphthalene	ND	1.0	ug/L	0.24
n-Propylbenzene	ND	1.0	ug/L	0.14
Styrene	ND	1.0	ug/L	0.11
1,1,1,2-Tetrachloroethane	ND	1.0	ug/L	0.23
1,2,3-Trichlorobenzene	ND	1.0	ug/L	0.17

(Continued on next page)

Tetra Tech NUS, Inc

Client Sample ID: MSA-MW19D-080708

GC/MS Volatiles

Lot-Sample #...: A8H080117-005 **Work Order #...:** KTTHT1CM **Matrix.....:** WG

PARAMETER	RESULT	REPORTING LIMIT	UNITS	MDL
1,2,4-Trichloro-benzene	ND	1.0	ug/L	0.15
1,2,3-Trichloropropane	ND	1.0	ug/L	0.43
1,1,2-Trichloro-1,2,2-trifluoroethane	ND	1.0	ug/L	0.28
1,2,4-Trimethylbenzene	ND	1.0	ug/L	0.12
Vinyl acetate	ND	2.0	ug/L	0.19
o-Xylene	ND	1.0	ug/L	0.14
Xylenes (total)	ND	2.0	ug/L	0.28
Methyl tert-butyl ether	ND	5.0	ug/L	0.17
m-Xylene & p-Xylene	ND	2.0	ug/L	0.24
1,2,3-Trimethylbenzene	ND	5.0	ug/L	0.0059
Diisopropyl Ether (DIPE)	ND	5.0	ug/L	1.5
Ethyl-t-Butyl Ether (ETBE)	ND	5.0	ug/L	0.11
Tert-amyl methyl ether (TAME)	ND	5.0	ug/L	0.067
Benzene	ND	1.0	ug/L	0.13
Bromoform	ND	1.0	ug/L	0.64
Bromomethane	ND	1.0	ug/L	0.41
Carbon tetrachloride	ND	1.0	ug/L	0.13
Chlorobenzene	ND	1.0	ug/L	0.15
Chloroethane	ND	1.0	ug/L	0.29
Chloroform	ND	1.0	ug/L	0.16
Chloromethane	ND	1.0	ug/L	0.30
1,1-Dichloroethane	ND	1.0	ug/L	0.15
1,2-Dichloroethane	ND	1.0	ug/L	0.22
1,1-Dichloroethene	ND	1.0	ug/L	0.19
1,2-Dichloropropane	ND	1.0	ug/L	0.18
cis-1,3-Dichloropropene	ND	1.0	ug/L	0.14
trans-1,3-Dichloropropene	ND	1.0	ug/L	0.19
Ethylbenzene	ND	1.0	ug/L	0.17
Methylene chloride	ND	1.0	ug/L	0.33
1,1,2,2-Tetrachloroethane	ND	1.0	ug/L	0.18
Tetrachloroethene	ND	1.0	ug/L	0.29
Toluene	ND	1.0	ug/L	0.13
1,1,1-Trichloroethane	ND	1.0	ug/L	0.22
Trichloroethene	**2.4**	**1.0**	**ug/L**	**0.17**
Vinyl chloride	ND	1.0	ug/L	0.22

SURROGATE	PERCENT RECOVERY	RECOVERY LIMITS
Dibromofluoromethane	94	(73 - 122)
1,2-Dichloroethane-d4	100	(61 - 128)
Toluene-d8	92	(76 - 110)
4-Bromofluorobenzene	89	(74 - 116)

NOTE(S):

J Estimated result. Result is less than RL.

Tetra Tech NUS, Inc

Client Sample ID: MSA-MW19I-080708

GC/MS Volatiles

Lot-Sample #...: A8H080117-003 **Work Order #...:** KTTHQ1CM **Matrix.....:** WG
Date Sampled...: 08/07/08 11:46 **Date Received..:** 08/08/08
Prep Date.....: 08/15/08 **Analysis Date..:** 08/15/08
Prep Batch #...: 8231359
Dilution Factor: 6.67 **Initial Wgt/Vol:** 5 mL **Final Wgt/Vol..:** 5 mL
Method.....: SW846 8260B

PARAMETER	RESULT	REPORTING LIMIT	UNITS	MDL
Acetone	**12 J**	**33**	**ug/L**	**7.3**
Bromobenzene	ND	6.7	ug/L	0.87
Bromochloromethane	ND	6.7	ug/L	1.9
Bromodichloromethane	ND	6.7	ug/L	1.0
2-Butanone	ND	33	ug/L	3.8
n-Butylbenzene	ND	6.7	ug/L	0.80
sec-Butylbenzene	ND	6.7	ug/L	0.87
tert-Butylbenzene	ND	6.7	ug/L	0.87
Carbon disulfide	ND	6.7	ug/L	0.87
Dibromochloromethane	ND	6.7	ug/L	1.2
1,2-Dibromo-3-chloro-propane	ND	13	ug/L	4.5
2-Chloroethyl vinyl ether	ND	33	ug/L	6.6
2-Chlorotoluene	ND	6.7	ug/L	0.73
4-Chlorotoluene	ND	6.7	ug/L	1.2
1,2-Dibromoethane	ND	6.7	ug/L	1.6
Dibromomethane	ND	6.7	ug/L	1.9
1,2-Dichlorobenzene	ND	6.7	ug/L	0.87
1,3-Dichlorobenzene	ND	6.7	ug/L	0.93
1,4-Dichlorobenzene	ND	6.7	ug/L	0.87
Dichlorodifluoromethane	ND	6.7	ug/L	2.1
cis-1,2-Dichloroethene	**170**	**6.7**	**ug/L**	**1.1**
trans-1,2-Dichloroethene	**1.3 J**	**6.7**	**ug/L**	**1.3**
1,3-Dichloropropane	ND	6.7	ug/L	1.1
2,2-Dichloropropane	ND	6.7	ug/L	0.87
1,1-Dichloropropene	ND	6.7	ug/L	0.87
Trichlorofluoromethane	ND	6.7	ug/L	1.4
Hexachlorobutadiene	ND	6.7	ug/L	2.0
2-Hexanone	ND	33	ug/L	2.7
Isopropylbenzene	ND	6.7	ug/L	0.87
p-Isopropyltoluene	ND	6.7	ug/L	0.80
tert-Butyl alcohol	ND	130	ug/L	26
4-Methyl-2-pentanone	ND	33	ug/L	2.1
Naphthalene	ND	6.7	ug/L	1.6
n-Propylbenzene	ND	6.7	ug/L	0.93
Styrene	ND	6.7	ug/L	0.73
1,1,1,2-Tetrachloroethane	ND	6.7	ug/L	1.5
1,2,3-Trichlorobenzene	ND	6.7	ug/L	1.1

(Continued on next page)

Tetra Tech NUS, Inc

Client Sample ID: MSA-MW19I-080708

GC/MS Volatiles

Lot-Sample #...: A8H080117-003 **Work Order #...:** KTTHQ1CM **Matrix.....:** WG

PARAMETER	RESULT	REPORTING LIMIT	UNITS	MDL
1,2,4-Trichloro-benzene	ND	6.7	ug/L	1.0
1,2,3-Trichloropropane	ND	6.7	ug/L	2.9
1,1,2-Trichloro-1,2,2-trifluoroethane	ND	6.7	ug/L	1.9
1,2,4-Trimethylbenzene	ND	6.7	ug/L	0.80
Vinyl acetate	ND	13	ug/L	1.3
o-Xylene	ND	6.7	ug/L	0.93
Xylenes (total)	ND	13	ug/L	1.9
Methyl tert-butyl ether	ND	33	ug/L	1.1
m-Xylene & p-Xylene	ND	13	ug/L	1.6
1,2,3-Trimethylbenzene	ND	33	ug/L	0.039
Diisopropyl Ether (DIPE)	ND	33	ug/L	10
Ethyl-t-Butyl Ether (ETBE)	ND	33	ug/L	0.73
Tert-amyl methyl ether (TAME)	ND	33	ug/L	0.45
Benzene	ND	6.7	ug/L	0.87
Bromoform	ND	6.7	ug/L	4.3
Bromomethane	ND	6.7	ug/L	2.7
Carbon tetrachloride	ND	6.7	ug/L	0.87
Chlorobenzene	ND	6.7	ug/L	1.0
Chloroethane	ND	6.7	ug/L	1.9
Chloroform	ND	6.7	ug/L	1.1
Chloromethane	ND	6.7	ug/L	2.0
1,1-Dichloroethane	ND	6.7	ug/L	1.0
1,2-Dichloroethane	**3.4 J**	**6.7**	**ug/L**	**1.5**
1,1-Dichloroethene	ND	6.7	ug/L	1.3
1,2-Dichloropropane	ND	6.7	ug/L	1.2
cis-1,3-Dichloropropene	ND	6.7	ug/L	0.93
trans-1,3-Dichloropropene	ND	6.7	ug/L	1.3
Ethylbenzene	ND	6.7	ug/L	1.1
Methylene chloride	ND	6.7	ug/L	2.2
1,1,2,2-Tetrachloroethane	ND	6.7	ug/L	1.2
Tetrachloroethene	ND	6.7	ug/L	1.9
Toluene	ND	6.7	ug/L	0.87
1,1,1-Trichloroethane	ND	6.7	ug/L	1.5
Trichloroethene	**150**	**6.7**	**ug/L**	**1.1**
Vinyl chloride	**81**	**6.7**	**ug/L**	**1.5**

SURROGATE	PERCENT RECOVERY	RECOVERY LIMITS
Dibromofluoromethane	91	(73 - 122)
1,2-Dichloroethane-d4	95	(61 - 128)
Toluene-d8	95	(76 - 110)
4-Bromofluorobenzene	85	(74 - 116)

NOTE(S):

J Estimated result. Result is less than RL.

Tetra Tech NUS, Inc

Client Sample ID: MSA-MW20D-080608

GC/MS Volatiles

Lot-Sample #...: A8H070118-007 **Work Order #...:** KTQKA1CM **Matrix.....:** WQ
Date Sampled...: 08/06/08 15:07 **Date Received..:** 08/07/08
Prep Date.....: 08/14/08 **Analysis Date..:** 08/14/08
Prep Batch #...: 8232297
Dilution Factor: 1 **Initial Wgt/Vol:** 5 mL **Final Wgt/Vol..:** 5 mL
Method.....: SW846 8260B

PARAMETER	RESULT	REPORTING LIMIT	UNITS	MDL
Acetone	ND	5.0	ug/L	1.1
Bromobenzene	ND	1.0	ug/L	0.13
Bromochloromethane	ND	1.0	ug/L	0.29
Bromodichloromethane	ND	1.0	ug/L	0.15
2-Butanone	ND	5.0	ug/L	0.57
n-Butylbenzene	ND	1.0	ug/L	0.12
sec-Butylbenzene	ND	1.0	ug/L	0.13
tert-Butylbenzene	ND	1.0	ug/L	0.13
Carbon disulfide	ND	1.0	ug/L	0.13
Dibromochloromethane	ND	1.0	ug/L	0.18
1,2-Dibromo-3-chloro-propane	ND	2.0	ug/L	0.67
2-Chloroethyl vinyl ether	ND	5.0	ug/L	0.99
2-Chlorotoluene	ND	1.0	ug/L	0.11
4-Chlorotoluene	ND	1.0	ug/L	0.18
1,2-Dibromoethane	ND	1.0	ug/L	0.24
Dibromomethane	ND	1.0	ug/L	0.28
1,2-Dichlorobenzene	ND	1.0	ug/L	0.13
1,3-Dichlorobenzene	ND	1.0	ug/L	0.14
1,4-Dichlorobenzene	ND	1.0	ug/L	0.13
Dichlorodifluoromethane	ND	1.0	ug/L	0.31
cis-1,2-Dichloroethene	**3.3**	**1.0**	**ug/L**	**0.17**
trans-1,2-Dichloroethene	ND	1.0	ug/L	0.19
1,3-Dichloropropane	ND	1.0	ug/L	0.16
2,2-Dichloropropane	ND	1.0	ug/L	0.13
1,1-Dichloropropene	ND	1.0	ug/L	0.13
Trichlorofluoromethane	ND	1.0	ug/L	0.21
Hexachlorobutadiene	ND	1.0	ug/L	0.30
2-Hexanone	ND	5.0	ug/L	0.41
Isopropylbenzene	ND	1.0	ug/L	0.13
p-Isopropyltoluene	ND	1.0	ug/L	0.12
tert-Butyl alcohol	ND	20	ug/L	3.9
4-Methyl-2-pentanone	ND	5.0	ug/L	0.32
Naphthalene	ND	1.0	ug/L	0.24
n-Propylbenzene	ND	1.0	ug/L	0.14
Styrene	ND	1.0	ug/L	0.11
1,1,1,2-Tetrachloroethane	ND	1.0	ug/L	0.23
1,2,3-Trichlorobenzene	ND	1.0	ug/L	0.17

(Continued on next page)

Tetra Tech NUS, Inc

Client Sample ID: MSA-MW20D-080608

GC/MS Volatiles

Lot-Sample #...: A8H070118-007 **Work Order #...:** KTQKA1CM **Matrix.....:** WQ

PARAMETER	RESULT	REPORTING LIMIT	UNITS	MDL
1,2,4-Trichloro-benzene	ND	1.0	ug/L	0.15
1,2,3-Trichloropropane	ND	1.0	ug/L	0.43
1,1,2-Trichloro-1,2,2-trifluoroethane	ND	1.0	ug/L	0.28
1,2,4-Trimethylbenzene	ND	1.0	ug/L	0.12
Vinyl acetate	ND	2.0	ug/L	0.19
o-Xylene	ND	1.0	ug/L	0.14
Xylenes (total)	ND	2.0	ug/L	0.28
Methyl tert-butyl ether	ND	5.0	ug/L	0.17
m-Xylene & p-Xylene	ND	2.0	ug/L	0.24
1,2,3-Trimethylbenzene	ND	5.0	ug/L	0.0059
Diisopropyl Ether (DIPE)	ND	5.0	ug/L	1.5
Ethyl-t-Butyl Ether (ETBE)	ND	5.0	ug/L	0.11
Tert-amyl methyl ether (TAME)	ND	5.0	ug/L	0.067
Benzene	ND	1.0	ug/L	0.13
Bromoform	ND	1.0	ug/L	0.64
Bromomethane	ND	1.0	ug/L	0.41
Carbon tetrachloride	ND	1.0	ug/L	0.13
Chlorobenzene	ND	1.0	ug/L	0.15
Chloroethane	ND	1.0	ug/L	0.29
Chloroform	**0.37 J**	**1.0**	**ug/L**	**0.16**
Chloromethane	ND	1.0	ug/L	0.30
1,1-Dichloroethane	ND	1.0	ug/L	0.15
1,2-Dichloroethane	**0.79 J**	**1.0**	**ug/L**	**0.22**
1,1-Dichloroethene	ND	1.0	ug/L	0.19
1,2-Dichloropropane	ND	1.0	ug/L	0.18
cis-1,3-Dichloropropene	ND	1.0	ug/L	0.14
trans-1,3-Dichloropropene	ND	1.0	ug/L	0.19
Ethylbenzene	ND	1.0	ug/L	0.17
Methylene chloride	ND	1.0	ug/L	0.33
1,1,2,2-Tetrachloroethane	ND	1.0	ug/L	0.18
Tetrachloroethene	ND	1.0	ug/L	0.29
Toluene	ND	1.0	ug/L	0.13
1,1,1-Trichloroethane	ND	1.0	ug/L	0.22
Trichloroethene	**40**	**1.0**	**ug/L**	**0.17**
Vinyl chloride	**0.97 J**	**1.0**	**ug/L**	**0.22**

SURROGATE	PERCENT RECOVERY	RECOVERY LIMITS
Dibromofluoromethane	95	(73 - 122)
1,2-Dichloroethane-d4	100	(61 - 128)
Toluene-d8	94	(76 - 110)
4-Bromofluorobenzene	87	(74 - 116)

NOTE(S):

J Estimated result. Result is less than RL.

Tetra Tech NUS, Inc

Client Sample ID: MSA-MW20I-080608

GC/MS Volatiles

Lot-Sample #...: A8H070118-004 **Work Order #...:** KTQJ71CM **Matrix.....:** WQ
Date Sampled...: 08/06/08 12:32 **Date Received..:** 08/07/08
Prep Date.....: 08/14/08 **Analysis Date..:** 08/14/08
Prep Batch #...: 8232297
Dilution Factor: 10 **Initial Wgt/Vol:** 5 mL **Final Wgt/Vol..:** 5 mL
Method.....: SW846 8260B

PARAMETER	RESULT	REPORTING LIMIT	UNITS	MDL
Acetone	**22 J,B**	**50**	**ug/L**	**11**
Bromobenzene	ND	10	ug/L	1.3
Bromochloromethane	ND	10	ug/L	2.9
Bromodichloromethane	ND	10	ug/L	1.5
2-Butanone	ND	50	ug/L	5.7
n-Butylbenzene	ND	10	ug/L	1.2
sec-Butylbenzene	ND	10	ug/L	1.3
tert-Butylbenzene	ND	10	ug/L	1.3
Carbon disulfide	ND	10	ug/L	1.3
Dibromochloromethane	ND	10	ug/L	1.8
1,2-Dibromo-3-chloro-propane	ND	20	ug/L	6.7
2-Chloroethyl vinyl ether	ND	50	ug/L	9.9
2-Chlorotoluene	ND	10	ug/L	1.1
4-Chlorotoluene	ND	10	ug/L	1.8
1,2-Dibromoethane	ND	10	ug/L	2.4
Dibromomethane	ND	10	ug/L	2.8
1,2-Dichlorobenzene	ND	10	ug/L	1.3
1,3-Dichlorobenzene	ND	10	ug/L	1.4
1,4-Dichlorobenzene	ND	10	ug/L	1.3
Dichlorodifluoromethane	ND	10	ug/L	3.1
cis-1,2-Dichloroethene	**240**	**10**	**ug/L**	**1.7**
trans-1,2-Dichloroethene	ND	10	ug/L	1.9
1,3-Dichloropropane	ND	10	ug/L	1.6
2,2-Dichloropropane	ND	10	ug/L	1.3
1,1-Dichloropropene	ND	10	ug/L	1.3
Trichlorofluoromethane	ND	10	ug/L	2.1
Hexachlorobutadiene	ND	10	ug/L	3.0
2-Hexanone	ND	50	ug/L	4.1
Isopropylbenzene	ND	10	ug/L	1.3
p-Isopropyltoluene	ND	10	ug/L	1.2
tert-Butyl alcohol	ND	200	ug/L	39
4-Methyl-2-pentanone	ND	50	ug/L	3.2
Naphthalene	ND	10	ug/L	2.4
n-Propylbenzene	ND	10	ug/L	1.4
Styrene	ND	10	ug/L	1.1
1,1,1,2-Tetrachloroethane	ND	10	ug/L	2.3
1,2,3-Trichlorobenzene	ND	10	ug/L	1.7

(Continued on next page)

Tetra Tech NUS, Inc

Client Sample ID: MSA-MW20I-080608

GC/MS Volatiles

Lot-Sample #...: A8H070118-004 **Work Order #...:** KTQJ71CM **Matrix.....:** WQ

PARAMETER	RESULT	REPORTING LIMIT	UNITS	MDL
1,2,4-Trichloro-benzene	ND	10	ug/L	1.5
1,2,3-Trichloropropane	ND	10	ug/L	4.3
1,1,2-Trichloro-1,2,2-trifluoroethane	ND	10	ug/L	2.8
1,2,4-Trimethylbenzene	ND	10	ug/L	1.2
Vinyl acetate	ND	20	ug/L	1.9
o-Xylene	ND	10	ug/L	1.4
Xylenes (total)	ND	20	ug/L	2.8
Methyl tert-butyl ether	ND	50	ug/L	1.7
m-Xylene & p-Xylene	ND	20	ug/L	2.4
1,2,3-Trimethylbenzene	ND	50	ug/L	0.059
Diisopropyl Ether (DIPE)	ND	50	ug/L	15
Ethyl-t-Butyl Ether (ETBE)	ND	50	ug/L	1.1
Tert-amyl methyl ether (TAME)	ND	50	ug/L	0.67
Benzene	ND	10	ug/L	1.3
Bromoform	ND	10	ug/L	6.4
Bromomethane	ND	10	ug/L	4.1
Carbon tetrachloride	ND	10	ug/L	1.3
Chlorobenzene	**24**	**10**	**ug/L**	**1.5**
Chloroethane	ND	10	ug/L	2.9
Chloroform	ND	10	ug/L	1.6
Chloromethane	ND	10	ug/L	3.0
1,1-Dichloroethane	ND	10	ug/L	1.5
1,2-Dichloroethane	ND	10	ug/L	2.2
1,1-Dichloroethene	ND	10	ug/L	1.9
1,2-Dichloropropane	ND	10	ug/L	1.8
cis-1,3-Dichloropropene	ND	10	ug/L	1.4
trans-1,3-Dichloropropene	ND	10	ug/L	1.9
Ethylbenzene	ND	10	ug/L	1.7
Methylene chloride	ND	10	ug/L	3.3
1,1,2,2-Tetrachloroethane	ND	10	ug/L	1.8
Tetrachloroethene	ND	10	ug/L	2.9
Toluene	ND	10	ug/L	1.3
1,1,1-Trichloroethane	ND	10	ug/L	2.2
Trichloroethene	**46**	**10**	**ug/L**	**1.7**
Vinyl chloride	**200**	**10**	**ug/L**	**2.2**

SURROGATE	PERCENT RECOVERY	RECOVERY LIMITS
Dibromofluoromethane	95	(73 - 122)
1,2-Dichloroethane-d4	98	(61 - 128)
Toluene-d8	93	(76 - 110)
4-Bromofluorobenzene	90	(74 - 116)

(Continued on next page)

Tetra Tech NUS, Inc

Client Sample ID: MSA-MW20S-080608

GC/MS Volatiles

Lot-Sample #...: A8H070118-003 **Work Order #...:** KTQJ61CM **Matrix.....:** WQ
Date Sampled...: 08/06/08 11:15 **Date Received..:** 08/07/08
Prep Date.....: 08/14/08 **Analysis Date..:** 08/14/08
Prep Batch #...: 8232297
Dilution Factor: 76.92 **Initial Wgt/Vol:** 5 mL **Final Wgt/Vol..:** 5 mL
Method.....: SW846 8260B

PARAMETER	RESULT	REPORTING LIMIT	UNITS	MDL
Acetone	**150 J,B**	**380**	**ug/L**	**85**
Bromobenzene	ND	77	ug/L	10
Bromochloromethane	ND	77	ug/L	22
Bromodichloromethane	ND	77	ug/L	12
2-Butanone	ND	380	ug/L	44
n-Butylbenzene	ND	77	ug/L	9.2
sec-Butylbenzene	ND	77	ug/L	10
tert-Butylbenzene	ND	77	ug/L	10
Carbon disulfide	ND	77	ug/L	10
Dibromochloromethane	ND	77	ug/L	14
1,2-Dibromo-3-chloro-propane	ND	150	ug/L	52
2-Chloroethyl vinyl ether	ND	380	ug/L	76
2-Chlorotoluene	ND	77	ug/L	8.5
4-Chlorotoluene	ND	77	ug/L	14
1,2-Dibromoethane	ND	77	ug/L	18
Dibromomethane	ND	77	ug/L	22
1,2-Dichlorobenzene	ND	77	ug/L	10
1,3-Dichlorobenzene	ND	77	ug/L	11
1,4-Dichlorobenzene	ND	77	ug/L	10
Dichlorodifluoromethane	ND	77	ug/L	24
cis-1,2-Dichloroethene	**2100**	**77**	**ug/L**	**13**
trans-1,2-Dichloroethene	**29 J**	**77**	**ug/L**	**15**
1,3-Dichloropropane	ND	77	ug/L	12
2,2-Dichloropropane	ND	77	ug/L	10
1,1-Dichloropropene	ND	77	ug/L	10
Trichlorofluoromethane	ND	77	ug/L	16
Hexachlorobutadiene	ND	77	ug/L	23
2-Hexanone	ND	380	ug/L	32
Isopropylbenzene	ND	77	ug/L	10
p-Isopropyltoluene	ND	77	ug/L	9.2
tert-Butyl alcohol	ND	1500	ug/L	300
4-Methyl-2-pentanone	ND	380	ug/L	25
Naphthalene	ND	77	ug/L	18
n-Propylbenzene	ND	77	ug/L	11
Styrene	ND	77	ug/L	8.5
1,1,1,2-Tetrachloroethane	ND	77	ug/L	18
1,2,3-Trichlorobenzene	ND	77	ug/L	13

(Continued on next page)

Tetra Tech NUS, Inc

Client Sample ID: MSA-MW20S-080608

GC/MS Volatiles

Lot-Sample #...: A8H070118-003 **Work Order #...:** KTQJ61CM **Matrix.....:** WQ

PARAMETER	RESULT	REPORTING LIMIT	UNITS	MDL
1,2,4-Trichloro-benzene	ND	77	ug/L	12
1,2,3-Trichloropropane	ND	77	ug/L	33
1,1,2-Trichloro-1,2,2-trifluoroethane	ND	77	ug/L	22
1,2,4-Trimethylbenzene	ND	77	ug/L	9.2
Vinyl acetate	ND	150	ug/L	15
o-Xylene	ND	77	ug/L	11
Xylenes (total)	ND	150	ug/L	22
Methyl tert-butyl ether	ND	380	ug/L	13
m-Xylene & p-Xylene	ND	150	ug/L	18
1,2,3-Trimethylbenzene	ND	380	ug/L	0.45
Diisopropyl Ether (DIPE)	ND	380	ug/L	120
Ethyl-t-Butyl Ether (ETBE)	ND	380	ug/L	8.5
Tert-amyl methyl ether (TAME)	ND	380	ug/L	5.2
Benzene	ND	77	ug/L	10
Bromoform	ND	77	ug/L	49
Bromomethane	ND	77	ug/L	32
Carbon tetrachloride	ND	77	ug/L	10
Chlorobenzene	**450**	**77**	**ug/L**	**12**
Chloroethane	ND	77	ug/L	22
Chloroform	ND	77	ug/L	12
Chloromethane	ND	77	ug/L	23
1,1-Dichloroethane	ND	77	ug/L	12
1,2-Dichloroethane	ND	77	ug/L	17
1,1-Dichloroethene	**20 J**	**77**	**ug/L**	**15**
1,2-Dichloropropane	ND	77	ug/L	14
cis-1,3-Dichloropropene	ND	77	ug/L	11
trans-1,3-Dichloropropene	ND	77	ug/L	15
Ethylbenzene	**41 J**	**77**	**ug/L**	**13**
Methylene chloride	ND	77	ug/L	25
1,1,2,2-Tetrachloroethane	ND	77	ug/L	14
Tetrachloroethene	ND	77	ug/L	22
Toluene	**23 J**	**77**	**ug/L**	**10**
1,1,1-Trichloroethane	ND	77	ug/L	17
Trichloroethene	**1300**	**77**	**ug/L**	**13**
Vinyl chloride	**1100**	**77**	**ug/L**	**17**

SURROGATE	PERCENT RECOVERY	RECOVERY LIMITS
Dibromofluoromethane	98	(73 - 122)
1,2-Dichloroethane-d4	99	(61 - 128)
Toluene-d8	94	(76 - 110)
4-Bromofluorobenzene	90	(74 - 116)

(Continued on next page)

Tetra Tech NUS, Inc

Client Sample ID: MSA-MW26D-080708

GC/MS Volatiles

Lot-Sample #...: A8H080117-004 **Work Order #...:** KTTHR1CM **Matrix.....:** WG
Date Sampled...: 08/07/08 12:55 **Date Received..:** 08/08/08
Prep Date.....: 08/15/08 **Analysis Date..:** 08/15/08
Prep Batch #...: 8231359
Dilution Factor: 1 **Initial Wgt/Vol:** 5 mL **Final Wgt/Vol..:** 5 mL
Method.....: SW846 8260B

PARAMETER	RESULT	REPORTING LIMIT	UNITS	MDL
Acetone	**2.1 J**	**5.0**	**ug/L**	**1.1**
Bromobenzene	ND	1.0	ug/L	0.13
Bromochloromethane	ND	1.0	ug/L	0.29
Bromodichloromethane	ND	1.0	ug/L	0.15
2-Butanone	**0.62 J,B**	**5.0**	**ug/L**	**0.57**
n-Butylbenzene	ND	1.0	ug/L	0.12
sec-Butylbenzene	ND	1.0	ug/L	0.13
tert-Butylbenzene	ND	1.0	ug/L	0.13
Carbon disulfide	ND	1.0	ug/L	0.13
Dibromochloromethane	ND	1.0	ug/L	0.18
1,2-Dibromo-3-chloro-propane	ND	2.0	ug/L	0.67
2-Chloroethyl vinyl ether	ND	5.0	ug/L	0.99
2-Chlorotoluene	ND	1.0	ug/L	0.11
4-Chlorotoluene	ND	1.0	ug/L	0.18
1,2-Dibromoethane	ND	1.0	ug/L	0.24
Dibromomethane	ND	1.0	ug/L	0.28
1,2-Dichlorobenzene	ND	1.0	ug/L	0.13
1,3-Dichlorobenzene	ND	1.0	ug/L	0.14
1,4-Dichlorobenzene	ND	1.0	ug/L	0.13
Dichlorodifluoromethane	ND	1.0	ug/L	0.31
cis-1,2-Dichloroethene	**4.1**	**1.0**	**ug/L**	**0.17**
trans-1,2-Dichloroethene	ND	1.0	ug/L	0.19
1,3-Dichloropropane	ND	1.0	ug/L	0.16
2,2-Dichloropropane	ND	1.0	ug/L	0.13
1,1-Dichloropropene	ND	1.0	ug/L	0.13
Trichlorofluoromethane	ND	1.0	ug/L	0.21
Hexachlorobutadiene	ND	1.0	ug/L	0.30
2-Hexanone	ND	5.0	ug/L	0.41
Isopropylbenzene	ND	1.0	ug/L	0.13
p-Isopropyltoluene	ND	1.0	ug/L	0.12
tert-Butyl alcohol	ND	20	ug/L	3.9
4-Methyl-2-pentanone	ND	5.0	ug/L	0.32
Naphthalene	ND	1.0	ug/L	0.24
n-Propylbenzene	ND	1.0	ug/L	0.14
Styrene	ND	1.0	ug/L	0.11
1,1,1,2-Tetrachloroethane	ND	1.0	ug/L	0.23
1,2,3-Trichlorobenzene	ND	1.0	ug/L	0.17

(Continued on next page)

Tetra Tech NUS, Inc

Client Sample ID: MSA-MW26D-080708

GC/MS Volatiles

Lot-Sample #...: A8H080117-004 **Work Order #...:** KTTHR1CM **Matrix.....:** WG

PARAMETER	RESULT	REPORTING LIMIT	UNITS	MDL
1,2,4-Trichloro-benzene	ND	1.0	ug/L	0.15
1,2,3-Trichloropropane	ND	1.0	ug/L	0.43
1,1,2-Trichloro-1,2,2-trifluoroethane	ND	1.0	ug/L	0.28
1,2,4-Trimethylbenzene	ND	1.0	ug/L	0.12
Vinyl acetate	ND	2.0	ug/L	0.19
o-Xylene	ND	1.0	ug/L	0.14
Xylenes (total)	ND	2.0	ug/L	0.28
Methyl tert-butyl ether	ND	5.0	ug/L	0.17
m-Xylene & p-Xylene	ND	2.0	ug/L	0.24
1,2,3-Trimethylbenzene	ND	5.0	ug/L	0.0059
Diisopropyl Ether (DIPE)	ND	5.0	ug/L	1.5
Ethyl-t-Butyl Ether (ETBE)	ND	5.0	ug/L	0.11
Tert-amyl methyl ether (TAME)	ND	5.0	ug/L	0.067
Benzene	ND	1.0	ug/L	0.13
Bromoform	ND	1.0	ug/L	0.64
Bromomethane	ND	1.0	ug/L	0.41
Carbon tetrachloride	ND	1.0	ug/L	0.13
Chlorobenzene	ND	1.0	ug/L	0.15
Chloroethane	ND	1.0	ug/L	0.29
Chloroform	**1.1**	**1.0**	**ug/L**	**0.16**
Chloromethane	ND	1.0	ug/L	0.30
1,1-Dichloroethane	ND	1.0	ug/L	0.15
1,2-Dichloroethane	ND	1.0	ug/L	0.22
1,1-Dichloroethene	ND	1.0	ug/L	0.19
1,2-Dichloropropane	ND	1.0	ug/L	0.18
cis-1,3-Dichloropropene	ND	1.0	ug/L	0.14
trans-1,3-Dichloropropene	ND	1.0	ug/L	0.19
Ethylbenzene	ND	1.0	ug/L	0.17
Methylene chloride	ND	1.0	ug/L	0.33
1,1,2,2-Tetrachloroethane	ND	1.0	ug/L	0.18
Tetrachloroethene	**0.73 J**	**1.0**	**ug/L**	**0.29**
Toluene	ND	1.0	ug/L	0.13
1,1,1-Trichloroethane	ND	1.0	ug/L	0.22
Trichloroethene	**1.4**	**1.0**	**ug/L**	**0.17**
Vinyl chloride	**0.69 J**	**1.0**	**ug/L**	**0.22**

SURROGATE	PERCENT RECOVERY	RECOVERY LIMITS
Dibromofluoromethane	95	(73 - 122)
1,2-Dichloroethane-d4	98	(61 - 128)
Toluene-d8	93	(76 - 110)
4-Bromofluorobenzene	90	(74 - 116)

(Continued on next page)

Tetra Tech NUS, Inc

Client Sample ID: MSA-MW26I-080708

GC/MS Volatiles

Lot-Sample #...: A8H080117-006 **Work Order #...:** KTTHV1CM **Matrix.....:** WG
Date Sampled...: 08/07/08 14:15 **Date Received..:** 08/08/08
Prep Date.....: 08/15/08 **Analysis Date..:** 08/15/08
Prep Batch #...: 8231359
Dilution Factor: 1 **Initial Wgt/Vol:** 5 mL **Final Wgt/Vol..:** 5 mL
Method.....: SW846 8260B

PARAMETER	RESULT	REPORTING LIMIT	UNITS	MDL
Acetone	ND	5.0	ug/L	1.1
Bromobenzene	ND	1.0	ug/L	0.13
Bromochloromethane	ND	1.0	ug/L	0.29
Bromodichloromethane	ND	1.0	ug/L	0.15
2-Butanone	ND	5.0	ug/L	0.57
n-Butylbenzene	ND	1.0	ug/L	0.12
sec-Butylbenzene	ND	1.0	ug/L	0.13
tert-Butylbenzene	ND	1.0	ug/L	0.13
Carbon disulfide	**0.29 J**	**1.0**	**ug/L**	**0.13**
Dibromochloromethane	ND	1.0	ug/L	0.18
1,2-Dibromo-3-chloro-propane	ND	2.0	ug/L	0.67
2-Chloroethyl vinyl ether	ND	5.0	ug/L	0.99
2-Chlorotoluene	ND	1.0	ug/L	0.11
4-Chlorotoluene	ND	1.0	ug/L	0.18
1,2-Dibromoethane	ND	1.0	ug/L	0.24
Dibromomethane	ND	1.0	ug/L	0.28
1,2-Dichlorobenzene	ND	1.0	ug/L	0.13
1,3-Dichlorobenzene	ND	1.0	ug/L	0.14
1,4-Dichlorobenzene	ND	1.0	ug/L	0.13
Dichlorodifluoromethane	ND	1.0	ug/L	0.31
cis-1,2-Dichloroethene	**1.2**	**1.0**	**ug/L**	**0.17**
trans-1,2-Dichloroethene	ND	1.0	ug/L	0.19
1,3-Dichloropropane	ND	1.0	ug/L	0.16
2,2-Dichloropropane	ND	1.0	ug/L	0.13
1,1-Dichloropropene	ND	1.0	ug/L	0.13
Trichlorofluoromethane	ND	1.0	ug/L	0.21
Hexachlorobutadiene	ND	1.0	ug/L	0.30
2-Hexanone	ND	5.0	ug/L	0.41
Isopropylbenzene	ND	1.0	ug/L	0.13
p-Isopropyltoluene	ND	1.0	ug/L	0.12
tert-Butyl alcohol	ND	20	ug/L	3.9
4-Methyl-2-pentanone	ND	5.0	ug/L	0.32
Naphthalene	ND	1.0	ug/L	0.24
n-Propylbenzene	ND	1.0	ug/L	0.14
Styrene	ND	1.0	ug/L	0.11
1,1,1,2-Tetrachloroethane	ND	1.0	ug/L	0.23
1,2,3-Trichlorobenzene	ND	1.0	ug/L	0.17

(Continued on next page)

Tetra Tech NUS, Inc

Client Sample ID: MSA-MW26I-080708

GC/MS Volatiles

Lot-Sample #...: A8H080117-006 **Work Order #...:** KTTHV1CM **Matrix.....:** WG

PARAMETER	RESULT	REPORTING LIMIT	UNITS	MDL
1,2,4-Trichloro-benzene	ND	1.0	ug/L	0.15
1,2,3-Trichloropropane	ND	1.0	ug/L	0.43
1,1,2-Trichloro-1,2,2-trifluoroethane	ND	1.0	ug/L	0.28
1,2,4-Trimethylbenzene	ND	1.0	ug/L	0.12
Vinyl acetate	ND	2.0	ug/L	0.19
o-Xylene	ND	1.0	ug/L	0.14
Xylenes (total)	**0.33 J**	**2.0**	**ug/L**	**0.28**
Methyl tert-butyl ether	ND	5.0	ug/L	0.17
m-Xylene & p-Xylene	**0.33 J**	**2.0**	**ug/L**	**0.24**
1,2,3-Trimethylbenzene	ND	5.0	ug/L	0.0059
Diisopropyl Ether (DIPE)	ND	5.0	ug/L	1.5
Ethyl-t-Butyl Ether (ETBE)	ND	5.0	ug/L	0.11
Tert-amyl methyl ether (TAME)	ND	5.0	ug/L	0.067
Benzene	ND	1.0	ug/L	0.13
Bromoform	ND	1.0	ug/L	0.64
Bromomethane	ND	1.0	ug/L	0.41
Carbon tetrachloride	ND	1.0	ug/L	0.13
Chlorobenzene	ND	1.0	ug/L	0.15
Chloroethane	ND	1.0	ug/L	0.29
Chloroform	ND	1.0	ug/L	0.16
Chloromethane	ND	1.0	ug/L	0.30
1,1-Dichloroethane	ND	1.0	ug/L	0.15
1,2-Dichloroethane	ND	1.0	ug/L	0.22
1,1-Dichloroethene	ND	1.0	ug/L	0.19
1,2-Dichloropropane	ND	1.0	ug/L	0.18
cis-1,3-Dichloropropene	ND	1.0	ug/L	0.14
trans-1,3-Dichloropropene	ND	1.0	ug/L	0.19
Ethylbenzene	ND	1.0	ug/L	0.17
Methylene chloride	ND	1.0	ug/L	0.33
1,1,2,2-Tetrachloroethane	ND	1.0	ug/L	0.18
Tetrachloroethene	ND	1.0	ug/L	0.29
Toluene	ND	1.0	ug/L	0.13
1,1,1-Trichloroethane	ND	1.0	ug/L	0.22
Trichloroethene	**0.33 J**	**1.0**	**ug/L**	**0.17**
Vinyl chloride	**1.1**	**1.0**	**ug/L**	**0.22**

SURROGATE	PERCENT RECOVERY	RECOVERY LIMITS
Dibromofluoromethane	97	(73 - 122)
1,2-Dichloroethane-d4	98	(61 - 128)
Toluene-d8	95	(76 - 110)
4-Bromofluorobenzene	87	(74 - 116)

NOTE(S):

J Estimated result. Result is less than RL.

Tetra Tech NUS, Inc

Client Sample ID: MSA-MW26S-080708

GC/MS Volatiles

Lot-Sample #...: A8H080117-002 **Work Order #...:** KTTHP1CM **Matrix.....:** WG
Date Sampled...: 08/07/08 10:45 **Date Received..:** 08/08/08
Prep Date.....: 08/15/08 **Analysis Date..:** 08/15/08
Prep Batch #...: 8231359
Dilution Factor: 6.67 **Initial Wgt/Vol:** 5 mL **Final Wgt/Vol..:** 5 mL
Method.....: SW846 8260B

PARAMETER	RESULT	REPORTING LIMIT	UNITS	MDL
Acetone	**24 J**	**33**	**ug/L**	**7.3**
Bromobenzene	ND	6.7	ug/L	0.87
Bromochloromethane	ND	6.7	ug/L	1.9
Bromodichloromethane	ND	6.7	ug/L	1.0
2-Butanone	ND	33	ug/L	3.8
n-Butylbenzene	ND	6.7	ug/L	0.80
sec-Butylbenzene	ND	6.7	ug/L	0.87
tert-Butylbenzene	ND	6.7	ug/L	0.87
Carbon disulfide	ND	6.7	ug/L	0.87
Dibromochloromethane	ND	6.7	ug/L	1.2
1,2-Dibromo-3-chloro-propane	ND	13	ug/L	4.5
2-Chloroethyl vinyl ether	ND	33	ug/L	6.6
2-Chlorotoluene	ND	6.7	ug/L	0.73
4-Chlorotoluene	ND	6.7	ug/L	1.2
1,2-Dibromoethane	ND	6.7	ug/L	1.6
Dibromomethane	ND	6.7	ug/L	1.9
1,2-Dichlorobenzene	ND	6.7	ug/L	0.87
1,3-Dichlorobenzene	ND	6.7	ug/L	0.93
1,4-Dichlorobenzene	ND	6.7	ug/L	0.87
Dichlorodifluoromethane	ND	6.7	ug/L	2.1
cis-1,2-Dichloroethene	**150**	**6.7**	**ug/L**	**1.1**
trans-1,2-Dichloroethene	**2.0 J**	**6.7**	**ug/L**	**1.3**
1,3-Dichloropropane	ND	6.7	ug/L	1.1
2,2-Dichloropropane	ND	6.7	ug/L	0.87
1,1-Dichloropropene	ND	6.7	ug/L	0.87
Trichlorofluoromethane	ND	6.7	ug/L	1.4
Hexachlorobutadiene	ND	6.7	ug/L	2.0
2-Hexanone	ND	33	ug/L	2.7
Isopropylbenzene	ND	6.7	ug/L	0.87
p-Isopropyltoluene	**11**	**6.7**	**ug/L**	**0.80**
tert-Butyl alcohol	ND	130	ug/L	26
4-Methyl-2-pentanone	ND	33	ug/L	2.1
Naphthalene	ND	6.7	ug/L	1.6
n-Propylbenzene	ND	6.7	ug/L	0.93
Styrene	ND	6.7	ug/L	0.73
1,1,1,2-Tetrachloroethane	ND	6.7	ug/L	1.5
1,2,3-Trichlorobenzene	ND	6.7	ug/L	1.1

(Continued on next page)

Tetra Tech NUS, Inc

Client Sample ID: MSA-MW26S-080708

GC/MS Volatiles

Lot-Sample #...: A8H080117-002 **Work Order #...:** KTTHP1CM **Matrix.....:** WG

PARAMETER	RESULT	REPORTING LIMIT	UNITS	MDL
1,2,4-Trichloro-benzene	ND	6.7	ug/L	1.0
1,2,3-Trichloropropane	ND	6.7	ug/L	2.9
1,1,2-Trichloro-1,2,2-trifluoroethane	ND	6.7	ug/L	1.9
1,2,4-Trimethylbenzene	**1.4 J**	**6.7**	**ug/L**	**0.80**
Vinyl acetate	ND	13	ug/L	1.3
o-Xylene	**1.4 J**	**6.7**	**ug/L**	**0.93**
Xylenes (total)	ND	13	ug/L	1.9
Methyl tert-butyl ether	ND	33	ug/L	1.1
m-Xylene & p-Xylene	ND	13	ug/L	1.6
1,2,3-Trimethylbenzene	**1.1 J**	**33**	**ug/L**	**0.039**
Diisopropyl Ether (DIPE)	ND	33	ug/L	10
Ethyl-t-Butyl Ether (ETBE)	ND	33	ug/L	0.73
Tert-amyl methyl ether (TAME)	ND	33	ug/L	0.45
Benzene	**22**	**6.7**	**ug/L**	**0.87**
Bromoform	ND	6.7	ug/L	4.3
Bromomethane	ND	6.7	ug/L	2.7
Carbon tetrachloride	ND	6.7	ug/L	0.87
Chlorobenzene	ND	6.7	ug/L	1.0
Chloroethane	ND	6.7	ug/L	1.9
Chloroform	ND	6.7	ug/L	1.1
Chloromethane	ND	6.7	ug/L	2.0
1,1-Dichloroethane	ND	6.7	ug/L	1.0
1,2-Dichloroethane	ND	6.7	ug/L	1.5
1,1-Dichloroethene	ND	6.7	ug/L	1.3
1,2-Dichloropropane	ND	6.7	ug/L	1.2
cis-1,3-Dichloropropene	ND	6.7	ug/L	0.93
trans-1,3-Dichloropropene	ND	6.7	ug/L	1.3
Ethylbenzene	**1.5 J**	**6.7**	**ug/L**	**1.1**
Methylene chloride	ND	6.7	ug/L	2.2
1,1,2,2-Tetrachloroethane	ND	6.7	ug/L	1.2
Tetrachloroethene	ND	6.7	ug/L	1.9
Toluene	**1.2 J**	**6.7**	**ug/L**	**0.87**
1,1,1-Trichloroethane	ND	6.7	ug/L	1.5
Trichloroethene	ND	6.7	ug/L	1.1
Vinyl chloride	**160**	**6.7**	**ug/L**	**1.5**

SURROGATE	PERCENT RECOVERY	RECOVERY LIMITS
Dibromofluoromethane	92	(73 - 122)
1,2-Dichloroethane-d4	96	(61 - 128)
Toluene-d8	93	(76 - 110)
4-Bromofluorobenzene	89	(74 - 116)

NOTE(S):

J Estimated result. Result is less than RL.

Tetra Tech NUS, Inc

Client Sample ID: DMW-10S-080808

GC/MS Volatiles

Lot-Sample #...: A8H090106-006 **Work Order #...:** KTWRD1CM **Matrix.....:** WG
Date Sampled...: 08/08/08 14:00 **Date Received..:** 08/09/08
Prep Date.....: 08/15/08 **Analysis Date..:** 08/15/08
Prep Batch #...: 8231359
Dilution Factor: 8 **Initial Wgt/Vol:** 5 mL **Final Wgt/Vol..:** 5 mL
Method.....: SW846 8260B

PARAMETER	RESULT	REPORTING LIMIT	UNITS	MDL
Acetone	**17 J**	**40**	**ug/L**	**8.8**
Bromobenzene	ND	8.0	ug/L	1.0
Bromochloromethane	ND	8.0	ug/L	2.3
Bromodichloromethane	ND	8.0	ug/L	1.2
2-Butanone	ND	40	ug/L	4.6
n-Butylbenzene	ND	8.0	ug/L	0.96
sec-Butylbenzene	ND	8.0	ug/L	1.0
tert-Butylbenzene	ND	8.0	ug/L	1.0
Carbon disulfide	ND	8.0	ug/L	1.0
Dibromochloromethane	ND	8.0	ug/L	1.4
1,2-Dibromo-3-chloro-propane	ND	16	ug/L	5.4
2-Chloroethyl vinyl ether	ND	40	ug/L	7.9
2-Chlorotoluene	ND	8.0	ug/L	0.88
4-Chlorotoluene	ND	8.0	ug/L	1.4
1,2-Dibromoethane	ND	8.0	ug/L	1.9
Dibromomethane	ND	8.0	ug/L	2.2
1,2-Dichlorobenzene	ND	8.0	ug/L	1.0
1,3-Dichlorobenzene	ND	8.0	ug/L	1.1
1,4-Dichlorobenzene	ND	8.0	ug/L	1.0
Dichlorodifluoromethane	ND	8.0	ug/L	2.5
cis-1,2-Dichloroethene	ND	8.0	ug/L	1.4
trans-1,2-Dichloroethene	ND	8.0	ug/L	1.5
1,3-Dichloropropane	ND	8.0	ug/L	1.3
2,2-Dichloropropane	ND	8.0	ug/L	1.0
1,1-Dichloropropene	ND	8.0	ug/L	1.0
Trichlorofluoromethane	ND	8.0	ug/L	1.7
Hexachlorobutadiene	ND	8.0	ug/L	2.4
2-Hexanone	ND	40	ug/L	3.3
Isopropylbenzene	ND	8.0	ug/L	1.0
p-Isopropyltoluene	ND	8.0	ug/L	0.96
tert-Butyl alcohol	ND	160	ug/L	31
4-Methyl-2-pentanone	ND	40	ug/L	2.6
Naphthalene	ND	8.0	ug/L	1.9
n-Propylbenzene	ND	8.0	ug/L	1.1
Styrene	ND	8.0	ug/L	0.88
1,1,1,2-Tetrachloroethane	ND	8.0	ug/L	1.8
1,2,3-Trichlorobenzene	ND	8.0	ug/L	1.4

(Continued on next page)

Tetra Tech NUS, Inc

Client Sample ID: DMW-10S-080808

GC/MS Volatiles

Lot-Sample #...: A8H090106-006 **Work Order #...:** KTWRD1CM **Matrix.....:** WG

PARAMETER	RESULT	REPORTING LIMIT	UNITS	MDL
1,2,4-Trichloro-benzene	ND	8.0	ug/L	1.2
1,2,3-Trichloropropane	ND	8.0	ug/L	3.4
1,1,2-Trichloro-1,2,2-trifluoroethane	ND	8.0	ug/L	2.2
1,2,4-Trimethylbenzene	ND	8.0	ug/L	0.96
Vinyl acetate	ND	16	ug/L	1.5
o-Xylene	ND	8.0	ug/L	1.1
Xylenes (total)	ND	16	ug/L	2.2
Methyl tert-butyl ether	ND	40	ug/L	1.4
m-Xylene & p-Xylene	ND	16	ug/L	1.9
1,2,3-Trimethylbenzene	ND	40	ug/L	0.047
Diisopropyl Ether (DIPE)	ND	40	ug/L	12
Ethyl-t-Butyl Ether (ETBE)	ND	40	ug/L	0.88
Tert-amyl methyl ether (TAME)	ND	40	ug/L	0.54
Benzene	ND	8.0	ug/L	1.0
Bromoform	ND	8.0	ug/L	5.1
Bromomethane	ND	8.0	ug/L	3.3
Carbon tetrachloride	ND	8.0	ug/L	1.0
Chlorobenzene	ND	8.0	ug/L	1.2
Chloroethane	ND	8.0	ug/L	2.3
Chloroform	ND	8.0	ug/L	1.3
Chloromethane	ND	8.0	ug/L	2.4
1,1-Dichloroethane	ND	8.0	ug/L	1.2
1,2-Dichloroethane	ND	8.0	ug/L	1.8
1,1-Dichloroethene	ND	8.0	ug/L	1.5
1,2-Dichloropropane	ND	8.0	ug/L	1.4
cis-1,3-Dichloropropene	ND	8.0	ug/L	1.1
trans-1,3-Dichloropropene	ND	8.0	ug/L	1.5
Ethylbenzene	ND	8.0	ug/L	1.4
Methylene chloride	ND	8.0	ug/L	2.6
1,1,2,2-Tetrachloroethane	ND	8.0	ug/L	1.4
Tetrachloroethene	ND	8.0	ug/L	2.3
Toluene	ND	8.0	ug/L	1.0
1,1,1-Trichloroethane	ND	8.0	ug/L	1.8
Trichloroethene	ND	8.0	ug/L	1.4
Vinyl chloride	**170**	**8.0**	**ug/L**	**1.8**

SURROGATE	PERCENT RECOVERY	RECOVERY LIMITS
Dibromofluoromethane	95	(73 - 122)
1,2-Dichloroethane-d4	99	(61 - 128)
Toluene-d8	92	(76 - 110)
4-Bromofluorobenzene	90	(74 - 116)

NOTE(S):

J Estimated result. Result is less than RL.

Tetra Tech NUS, Inc

Client Sample ID: DMW-21D-080808

GC/MS Volatiles

Lot-Sample #...: A8H090106-004 **Work Order #...:** KTWRA1CM **Matrix.....:** WG
Date Sampled...: 08/08/08 12:05 **Date Received..:** 08/09/08
Prep Date.....: 08/15/08 **Analysis Date..:** 08/15/08
Prep Batch #...: 8231359
Dilution Factor: 1 **Initial Wgt/Vol:** 5 mL **Final Wgt/Vol..:** 5 mL
Method.....: SW846 8260B

PARAMETER	RESULT	REPORTING LIMIT	UNITS	MDL
Acetone	**5.9**	**5.0**	**ug/L**	**1.1**
Bromobenzene	ND	1.0	ug/L	0.13
Bromochloromethane	ND	1.0	ug/L	0.29
Bromodichloromethane	ND	1.0	ug/L	0.15
2-Butanone	ND	5.0	ug/L	0.57
n-Butylbenzene	ND	1.0	ug/L	0.12
sec-Butylbenzene	ND	1.0	ug/L	0.13
tert-Butylbenzene	ND	1.0	ug/L	0.13
Carbon disulfide	ND	1.0	ug/L	0.13
Dibromochloromethane	ND	1.0	ug/L	0.18
1,2-Dibromo-3-chloro-propane	ND	2.0	ug/L	0.67
2-Chloroethyl vinyl ether	ND	5.0	ug/L	0.99
2-Chlorotoluene	ND	1.0	ug/L	0.11
4-Chlorotoluene	ND	1.0	ug/L	0.18
1,2-Dibromoethane	ND	1.0	ug/L	0.24
Dibromomethane	ND	1.0	ug/L	0.28
1,2-Dichlorobenzene	ND	1.0	ug/L	0.13
1,3-Dichlorobenzene	ND	1.0	ug/L	0.14
1,4-Dichlorobenzene	ND	1.0	ug/L	0.13
Dichlorodifluoromethane	ND	1.0	ug/L	0.31
cis-1,2-Dichloroethene	ND	1.0	ug/L	0.17
trans-1,2-Dichloroethene	ND	1.0	ug/L	0.19
1,3-Dichloropropane	ND	1.0	ug/L	0.16
2,2-Dichloropropane	ND	1.0	ug/L	0.13
1,1-Dichloropropene	ND	1.0	ug/L	0.13
Trichlorofluoromethane	ND	1.0	ug/L	0.21
Hexachlorobutadiene	ND	1.0	ug/L	0.30
2-Hexanone	ND	5.0	ug/L	0.41
Isopropylbenzene	ND	1.0	ug/L	0.13
p-Isopropyltoluene	ND	1.0	ug/L	0.12
tert-Butyl alcohol	ND	20	ug/L	3.9
4-Methyl-2-pentanone	ND	5.0	ug/L	0.32
Naphthalene	ND	1.0	ug/L	0.24
n-Propylbenzene	ND	1.0	ug/L	0.14
Styrene	ND	1.0	ug/L	0.11
1,1,1,2-Tetrachloroethane	ND	1.0	ug/L	0.23
1,2,3-Trichlorobenzene	ND	1.0	ug/L	0.17

(Continued on next page)

Tetra Tech NUS, Inc

Client Sample ID: DMW-21D-080808

GC/MS Volatiles

Lot-Sample #...: A8H090106-004 **Work Order #...:** KTWRA1CM **Matrix.....:** WG

PARAMETER	RESULT	REPORTING LIMIT	UNITS	MDL
1,2,4-Trichloro-benzene	ND	1.0	ug/L	0.15
1,2,3-Trichloropropane	ND	1.0	ug/L	0.43
1,1,2-Trichloro-1,2,2-trifluoroethane	ND	1.0	ug/L	0.28
1,2,4-Trimethylbenzene	ND	1.0	ug/L	0.12
Vinyl acetate	ND	2.0	ug/L	0.19
o-Xylene	ND	1.0	ug/L	0.14
Xylenes (total)	ND	2.0	ug/L	0.28
Methyl tert-butyl ether	ND	5.0	ug/L	0.17
m-Xylene & p-Xylene	ND	2.0	ug/L	0.24
1,2,3-Trimethylbenzene	ND	5.0	ug/L	0.0059
Diisopropyl Ether (DIPE)	ND	5.0	ug/L	1.5
Ethyl-t-Butyl Ether (ETBE)	ND	5.0	ug/L	0.11
Tert-amyl methyl ether (TAME)	ND	5.0	ug/L	0.067
Benzene	ND	1.0	ug/L	0.13
Bromoform	ND	1.0	ug/L	0.64
Bromomethane	ND	1.0	ug/L	0.41
Carbon tetrachloride	ND	1.0	ug/L	0.13
Chlorobenzene	ND	1.0	ug/L	0.15
Chloroethane	ND	1.0	ug/L	0.29
Chloroform	ND	1.0	ug/L	0.16
Chloromethane	ND	1.0	ug/L	0.30
1,1-Dichloroethane	ND	1.0	ug/L	0.15
1,2-Dichloroethane	ND	1.0	ug/L	0.22
1,1-Dichloroethene	ND	1.0	ug/L	0.19
1,2-Dichloropropane	ND	1.0	ug/L	0.18
cis-1,3-Dichloropropene	ND	1.0	ug/L	0.14
trans-1,3-Dichloropropene	ND	1.0	ug/L	0.19
Ethylbenzene	ND	1.0	ug/L	0.17
Methylene chloride	ND	1.0	ug/L	0.33
1,1,2,2-Tetrachloroethane	ND	1.0	ug/L	0.18
Tetrachloroethene	ND	1.0	ug/L	0.29
Toluene	**9.2**	**1.0**	**ug/L**	**0.13**
1,1,1-Trichloroethane	ND	1.0	ug/L	0.22
Trichloroethene	ND	1.0	ug/L	0.17
Vinyl chloride	ND	1.0	ug/L	0.22

SURROGATE	PERCENT RECOVERY	RECOVERY LIMITS
Dibromofluoromethane	95	(73 - 122)
1,2-Dichloroethane-d4	98	(61 - 128)
Toluene-d8	92	(76 - 110)
4-Bromofluorobenzene	88	(74 - 116)

Tetra Tech NUS, Inc

Client Sample ID: DMW-21I-080808

GC/MS Volatiles

Lot-Sample #...: A8H090106-002 **Work Order #...:** KTWQ81CM **Matrix.....:** WG
Date Sampled...: 08/08/08 10:15 **Date Received..:** 08/09/08
Prep Date.....: 08/15/08 **Analysis Date..:** 08/15/08
Prep Batch #...: 8231359
Dilution Factor: 25 **Initial Wgt/Vol:** 5 mL **Final Wgt/Vol..:** 5 mL
Method.....: SW846 8260B

PARAMETER	RESULT	REPORTING LIMIT	UNITS	MDL
Acetone	**68 J**	**120**	**ug/L**	**28**
Bromobenzene	ND	25	ug/L	3.2
Bromochloromethane	ND	25	ug/L	7.2
Bromodichloromethane	ND	25	ug/L	3.8
2-Butanone	ND	120	ug/L	14
n-Butylbenzene	ND	25	ug/L	3.0
sec-Butylbenzene	ND	25	ug/L	3.2
tert-Butylbenzene	ND	25	ug/L	3.2
Carbon disulfide	ND	25	ug/L	3.2
Dibromochloromethane	ND	25	ug/L	4.5
1,2-Dibromo-3-chloro-propane	ND	50	ug/L	17
2-Chloroethyl vinyl ether	ND	120	ug/L	25
2-Chlorotoluene	ND	25	ug/L	2.8
4-Chlorotoluene	ND	25	ug/L	4.5
1,2-Dibromoethane	ND	25	ug/L	6.0
Dibromomethane	ND	25	ug/L	7.0
1,2-Dichlorobenzene	ND	25	ug/L	3.2
1,3-Dichlorobenzene	ND	25	ug/L	3.5
1,4-Dichlorobenzene	ND	25	ug/L	3.2
Dichlorodifluoromethane	ND	25	ug/L	7.8
cis-1,2-Dichloroethene	**770**	**25**	**ug/L**	**4.2**
trans-1,2-Dichloroethene	ND	25	ug/L	4.8
1,3-Dichloropropane	ND	25	ug/L	4.0
2,2-Dichloropropane	ND	25	ug/L	3.2
1,1-Dichloropropene	ND	25	ug/L	3.2
Trichlorofluoromethane	ND	25	ug/L	5.2
Hexachlorobutadiene	ND	25	ug/L	7.5
2-Hexanone	ND	120	ug/L	10
Isopropylbenzene	ND	25	ug/L	3.2
p-Isopropyltoluene	ND	25	ug/L	3.0
tert-Butyl alcohol	ND	500	ug/L	98
4-Methyl-2-pentanone	ND	120	ug/L	8.0
Naphthalene	ND	25	ug/L	6.0
n-Propylbenzene	ND	25	ug/L	3.5
Styrene	ND	25	ug/L	2.8
1,1,1,2-Tetrachloroethane	ND	25	ug/L	5.8
1,2,3-Trichlorobenzene	ND	25	ug/L	4.2

(Continued on next page)

Tetra Tech NUS, Inc

Client Sample ID: DMW-21I-080808

GC/MS Volatiles

Lot-Sample #...: A8H090106-002 **Work Order #...:** KTWQ81CM **Matrix.....:** WG

PARAMETER	RESULT	REPORTING LIMIT	UNITS	MDL
1,2,4-Trichloro-benzene	ND	25	ug/L	3.8
1,2,3-Trichloropropane	ND	25	ug/L	11
1,1,2-Trichloro-1,2,2-trifluoroethane	ND	25	ug/L	7.0
1,2,4-Trimethylbenzene	ND	25	ug/L	3.0
Vinyl acetate	ND	50	ug/L	4.8
o-Xylene	ND	25	ug/L	3.5
Xylenes (total)	ND	50	ug/L	7.0
Methyl tert-butyl ether	ND	120	ug/L	4.2
m-Xylene & p-Xylene	ND	50	ug/L	6.0
1,2,3-Trimethylbenzene	ND	120	ug/L	0.15
Diisopropyl Ether (DIPE)	ND	120	ug/L	38
Ethyl-t-Butyl Ether (ETBE)	ND	120	ug/L	2.8
Tert-amyl methyl ether (TAME)	ND	120	ug/L	1.7
Benzene	ND	25	ug/L	3.2
Bromoform	ND	25	ug/L	16
Bromomethane	ND	25	ug/L	10
Carbon tetrachloride	ND	25	ug/L	3.2
Chlorobenzene	ND	25	ug/L	3.8
Chloroethane	ND	25	ug/L	7.2
Chloroform	ND	25	ug/L	4.0
Chloromethane	ND	25	ug/L	7.5
1,1-Dichloroethane	ND	25	ug/L	3.8
1,2-Dichloroethane	ND	25	ug/L	5.5
1,1-Dichloroethene	**5.0 J**	**25**	**ug/L**	**4.8**
1,2-Dichloropropane	ND	25	ug/L	4.5
cis-1,3-Dichloropropene	ND	25	ug/L	3.5
trans-1,3-Dichloropropene	ND	25	ug/L	4.8
Ethylbenzene	ND	25	ug/L	4.2
Methylene chloride	ND	25	ug/L	8.2
1,1,2,2-Tetrachloroethane	ND	25	ug/L	4.5
Tetrachloroethene	ND	25	ug/L	7.2
Toluene	ND	25	ug/L	3.2
1,1,1-Trichloroethane	ND	25	ug/L	5.5
Trichloroethene	**210**	**25**	**ug/L**	**4.2**
Vinyl chloride	**180**	**25**	**ug/L**	**5.5**

SURROGATE	PERCENT RECOVERY	RECOVERY LIMITS
Dibromofluoromethane	95	(73 - 122)
1,2-Dichloroethane-d4	97	(61 - 128)
Toluene-d8	94	(76 - 110)
4-Bromofluorobenzene	89	(74 - 116)

NOTE(S):

J Estimated result. Result is less than RL.

Tetra Tech NUS, Inc

Client Sample ID: DMW-27DEEP-080808

GC/MS Volatiles

Lot-Sample #...: A8H090106-005 **Work Order #...:** KTWRC1CM **Matrix.....:** WG
Date Sampled...: 08/08/08 12:21 **Date Received..:** 08/09/08
Prep Date.....: 08/15/08 **Analysis Date..:** 08/15/08
Prep Batch #...: 8231359
Dilution Factor: 1 **Initial Wgt/Vol:** 5 mL **Final Wgt/Vol..:** 5 mL
Method.....: SW846 8260B

PARAMETER	RESULT	REPORTING LIMIT	UNITS	MDL
Acetone	**2.1 J**	**5.0**	**ug/L**	**1.1**
Bromobenzene	ND	1.0	ug/L	0.13
Bromochloromethane	ND	1.0	ug/L	0.29
Bromodichloromethane	ND	1.0	ug/L	0.15
2-Butanone	**0.97 J,B**	**5.0**	**ug/L**	**0.57**
n-Butylbenzene	ND	1.0	ug/L	0.12
sec-Butylbenzene	ND	1.0	ug/L	0.13
tert-Butylbenzene	ND	1.0	ug/L	0.13
Carbon disulfide	**0.29 J**	**1.0**	**ug/L**	**0.13**
Dibromochloromethane	ND	1.0	ug/L	0.18
1,2-Dibromo-3-chloro-propane	ND	2.0	ug/L	0.67
2-Chloroethyl vinyl ether	ND	5.0	ug/L	0.99
2-Chlorotoluene	ND	1.0	ug/L	0.11
4-Chlorotoluene	ND	1.0	ug/L	0.18
1,2-Dibromoethane	ND	1.0	ug/L	0.24
Dibromomethane	ND	1.0	ug/L	0.28
1,2-Dichlorobenzene	ND	1.0	ug/L	0.13
1,3-Dichlorobenzene	ND	1.0	ug/L	0.14
1,4-Dichlorobenzene	ND	1.0	ug/L	0.13
Dichlorodifluoromethane	ND	1.0	ug/L	0.31
cis-1,2-Dichloroethene	ND	1.0	ug/L	0.17
trans-1,2-Dichloroethene	ND	1.0	ug/L	0.19
1,3-Dichloropropane	ND	1.0	ug/L	0.16
2,2-Dichloropropane	ND	1.0	ug/L	0.13
1,1-Dichloropropene	ND	1.0	ug/L	0.13
Trichlorofluoromethane	ND	1.0	ug/L	0.21
Hexachlorobutadiene	ND	1.0	ug/L	0.30
2-Hexanone	ND	5.0	ug/L	0.41
Isopropylbenzene	ND	1.0	ug/L	0.13
p-Isopropyltoluene	ND	1.0	ug/L	0.12
tert-Butyl alcohol	ND	20	ug/L	3.9
4-Methyl-2-pentanone	ND	5.0	ug/L	0.32
Naphthalene	ND	1.0	ug/L	0.24
n-Propylbenzene	ND	1.0	ug/L	0.14
Styrene	ND	1.0	ug/L	0.11
1,1,1,2-Tetrachloroethane	ND	1.0	ug/L	0.23
1,2,3-Trichlorobenzene	ND	1.0	ug/L	0.17

(Continued on next page)

Tetra Tech NUS, Inc

Client Sample ID: DMW-27DEEP-080808

GC/MS Volatiles

Lot-Sample #...: A8H090106-005 **Work Order #...:** KTWRC1CM **Matrix.....:** WG

PARAMETER	RESULT	REPORTING LIMIT	UNITS	MDL
1,2,4-Trichloro-benzene	ND	1.0	ug/L	0.15
1,2,3-Trichloropropane	ND	1.0	ug/L	0.43
1,1,2-Trichloro-1,2,2-trifluoroethane	ND	1.0	ug/L	0.28
1,2,4-Trimethylbenzene	ND	1.0	ug/L	0.12
Vinyl acetate	ND	2.0	ug/L	0.19
o-Xylene	ND	1.0	ug/L	0.14
Xylenes (total)	ND	2.0	ug/L	0.28
Methyl tert-butyl ether	ND	5.0	ug/L	0.17
m-Xylene & p-Xylene	ND	2.0	ug/L	0.24
1,2,3-Trimethylbenzene	ND	5.0	ug/L	0.0059
Diisopropyl Ether (DIPE)	ND	5.0	ug/L	1.5
Ethyl-t-Butyl Ether (ETBE)	ND	5.0	ug/L	0.11
Tert-amyl methyl ether (TAME)	ND	5.0	ug/L	0.067
Benzene	ND	1.0	ug/L	0.13
Bromoform	ND	1.0	ug/L	0.64
Bromomethane	ND	1.0	ug/L	0.41
Carbon tetrachloride	ND	1.0	ug/L	0.13
Chlorobenzene	ND	1.0	ug/L	0.15
Chloroethane	ND	1.0	ug/L	0.29
Chloroform	**5.8**	**1.0**	**ug/L**	**0.16**
Chloromethane	ND	1.0	ug/L	0.30
1,1-Dichloroethane	ND	1.0	ug/L	0.15
1,2-Dichloroethane	ND	1.0	ug/L	0.22
1,1-Dichloroethene	ND	1.0	ug/L	0.19
1,2-Dichloropropane	ND	1.0	ug/L	0.18
cis-1,3-Dichloropropene	ND	1.0	ug/L	0.14
trans-1,3-Dichloropropene	ND	1.0	ug/L	0.19
Ethylbenzene	ND	1.0	ug/L	0.17
Methylene chloride	**0.76 J,B**	**1.0**	**ug/L**	**0.33**
1,1,2,2-Tetrachloroethane	ND	1.0	ug/L	0.18
Tetrachloroethene	ND	1.0	ug/L	0.29
Toluene	**1.2**	**1.0**	**ug/L**	**0.13**
1,1,1-Trichloroethane	ND	1.0	ug/L	0.22
Trichloroethene	ND	1.0	ug/L	0.17
Vinyl chloride	ND	1.0	ug/L	0.22

SURROGATE	PERCENT RECOVERY	RECOVERY LIMITS
Dibromofluoromethane	96	(73 - 122)
1,2-Dichloroethane-d4	97	(61 - 128)
Toluene-d8	92	(76 - 110)
4-Bromofluorobenzene	91	(74 - 116)

(Continued on next page)

Tetra Tech NUS, Inc

Client Sample ID: DMW-28I-080808

GC/MS Volatiles

Lot-Sample #...: A8H090106-003 **Work Order #...:** KTWQ91CM **Matrix.....:** WG
Date Sampled...: 08/08/08 10:36 **Date Received..:** 08/09/08
Prep Date.....: 08/15/08 **Analysis Date..:** 08/15/08
Prep Batch #...: 8231359
Dilution Factor: 33.33 **Initial Wgt/Vol:** 5 mL **Final Wgt/Vol..:** 5 mL
Method.....: SW846 8260B

PARAMETER	RESULT	REPORTING LIMIT	UNITS	MDL
Acetone	**88 J**	**170**	**ug/L**	**37**
Bromobenzene	ND	33	ug/L	4.3
Bromochloromethane	ND	33	ug/L	9.7
Bromodichloromethane	ND	33	ug/L	5.0
2-Butanone	ND	170	ug/L	19
n-Butylbenzene	ND	33	ug/L	4.0
sec-Butylbenzene	ND	33	ug/L	4.3
tert-Butylbenzene	ND	33	ug/L	4.3
Carbon disulfide	ND	33	ug/L	4.3
Dibromochloromethane	ND	33	ug/L	6.0
1,2-Dibromo-3-chloro-propane	ND	67	ug/L	22
2-Chloroethyl vinyl ether	ND	170	ug/L	33
2-Chlorotoluene	ND	33	ug/L	3.7
4-Chlorotoluene	ND	33	ug/L	6.0
1,2-Dibromoethane	ND	33	ug/L	8.0
Dibromomethane	ND	33	ug/L	9.3
1,2-Dichlorobenzene	ND	33	ug/L	4.3
1,3-Dichlorobenzene	ND	33	ug/L	4.7
1,4-Dichlorobenzene	ND	33	ug/L	4.3
Dichlorodifluoromethane	ND	33	ug/L	10
cis-1,2-Dichloroethene	**440**	**33**	**ug/L**	**5.7**
trans-1,2-Dichloroethene	ND	33	ug/L	6.3
1,3-Dichloropropane	ND	33	ug/L	5.3
2,2-Dichloropropane	ND	33	ug/L	4.3
1,1-Dichloropropene	ND	33	ug/L	4.3
Trichlorofluoromethane	ND	33	ug/L	7.0
Hexachlorobutadiene	ND	33	ug/L	10
2-Hexanone	ND	170	ug/L	14
Isopropylbenzene	ND	33	ug/L	4.3
p-Isopropyltoluene	ND	33	ug/L	4.0
tert-Butyl alcohol	ND	670	ug/L	130
4-Methyl-2-pentanone	ND	170	ug/L	11
Naphthalene	ND	33	ug/L	8.0
n-Propylbenzene	ND	33	ug/L	4.7
Styrene	ND	33	ug/L	3.7
1,1,1,2-Tetrachloroethane	ND	33	ug/L	7.7
1,2,3-Trichlorobenzene	ND	33	ug/L	5.7

(Continued on next page)

Tetra Tech NUS, Inc

Client Sample ID: DMW-28I-080808

GC/MS Volatiles

Lot-Sample #...: A8H090106-003 **Work Order #...:** KTWQ91CM **Matrix.....:** WG

PARAMETER	RESULT	REPORTING LIMIT	UNITS	MDL
1,2,4-Trichloro-benzene	ND	33	ug/L	5.0
1,2,3-Trichloropropane	ND	33	ug/L	14
1,1,2-Trichloro-1,2,2-trifluoroethane	ND	33	ug/L	9.3
1,2,4-Trimethylbenzene	ND	33	ug/L	4.0
Vinyl acetate	ND	67	ug/L	6.3
o-Xylene	ND	33	ug/L	4.7
Xylenes (total)	ND	67	ug/L	9.3
Methyl tert-butyl ether	ND	170	ug/L	5.7
m-Xylene & p-Xylene	ND	67	ug/L	8.0
1,2,3-Trimethylbenzene	ND	170	ug/L	0.20
Diisopropyl Ether (DIPE)	ND	170	ug/L	50
Ethyl-t-Butyl Ether (ETBE)	ND	170	ug/L	3.7
Tert-amyl methyl ether (TAME)	ND	170	ug/L	2.2
Benzene	ND	33	ug/L	4.3
Bromoform	ND	33	ug/L	21
Bromomethane	ND	33	ug/L	14
Carbon tetrachloride	ND	33	ug/L	4.3
Chlorobenzene	ND	33	ug/L	5.0
Chloroethane	ND	33	ug/L	9.7
Chloroform	ND	33	ug/L	5.3
Chloromethane	ND	33	ug/L	10
1,1-Dichloroethane	ND	33	ug/L	5.0
1,2-Dichloroethane	**7.9 J**	**33**	**ug/L**	**7.3**
1,1-Dichloroethene	ND	33	ug/L	6.3
1,2-Dichloropropane	ND	33	ug/L	6.0
cis-1,3-Dichloropropene	ND	33	ug/L	4.7
trans-1,3-Dichloropropene	ND	33	ug/L	6.3
Ethylbenzene	ND	33	ug/L	5.7
Methylene chloride	ND	33	ug/L	11
1,1,2,2-Tetrachloroethane	ND	33	ug/L	6.0
Tetrachloroethene	ND	33	ug/L	9.7
Toluene	ND	33	ug/L	4.3
1,1,1-Trichloroethane	ND	33	ug/L	7.3
Trichloroethene	**830**	**33**	**ug/L**	**5.7**
Vinyl chloride	**54**	**33**	**ug/L**	**7.3**

SURROGATE	PERCENT RECOVERY	RECOVERY LIMITS
Dibromofluoromethane	93	(73 - 122)
1,2-Dichloroethane-d4	97	(61 - 128)
Toluene-d8	92	(76 - 110)
4-Bromofluorobenzene	89	(74 - 116)

NOTE(S):

J Estimated result. Result is less than RL.

Tetra Tech NUS, Inc

Client Sample ID: DMW-29DEEP-080808

GC/MS Volatiles

Lot-Sample #...: A8H090106-007 **Work Order #...:** KTWRE1CM **Matrix.....:** WG
Date Sampled...: 08/08/08 15:27 **Date Received..:** 08/09/08
Prep Date.....: 08/15/08 **Analysis Date..:** 08/15/08
Prep Batch #...: 8231359
Dilution Factor: 1 **Initial Wgt/Vol:** 5 mL **Final Wgt/Vol..:** 5 mL
Method.....: SW846 8260B

PARAMETER	RESULT	REPORTING LIMIT	UNITS	MDL
Acetone	**1.4 J**	**5.0**	**ug/L**	**1.1**
Bromobenzene	ND	1.0	ug/L	0.13
Bromochloromethane	ND	1.0	ug/L	0.29
Bromodichloromethane	ND	1.0	ug/L	0.15
2-Butanone	ND	5.0	ug/L	0.57
n-Butylbenzene	ND	1.0	ug/L	0.12
sec-Butylbenzene	ND	1.0	ug/L	0.13
tert-Butylbenzene	ND	1.0	ug/L	0.13
Carbon disulfide	ND	1.0	ug/L	0.13
Dibromochloromethane	ND	1.0	ug/L	0.18
1,2-Dibromo-3-chloro-propane	ND	2.0	ug/L	0.67
2-Chloroethyl vinyl ether	ND	5.0	ug/L	0.99
2-Chlorotoluene	ND	1.0	ug/L	0.11
4-Chlorotoluene	ND	1.0	ug/L	0.18
1,2-Dibromoethane	ND	1.0	ug/L	0.24
Dibromomethane	ND	1.0	ug/L	0.28
1,2-Dichlorobenzene	ND	1.0	ug/L	0.13
1,3-Dichlorobenzene	ND	1.0	ug/L	0.14
1,4-Dichlorobenzene	ND	1.0	ug/L	0.13
Dichlorodifluoromethane	ND	1.0	ug/L	0.31
cis-1,2-Dichloroethene	ND	1.0	ug/L	0.17
trans-1,2-Dichloroethene	ND	1.0	ug/L	0.19
1,3-Dichloropropane	ND	1.0	ug/L	0.16
2,2-Dichloropropane	ND	1.0	ug/L	0.13
1,1-Dichloropropene	ND	1.0	ug/L	0.13
Trichlorofluoromethane	ND	1.0	ug/L	0.21
Hexachlorobutadiene	ND	1.0	ug/L	0.30
2-Hexanone	ND	5.0	ug/L	0.41
Isopropylbenzene	ND	1.0	ug/L	0.13
p-Isopropyltoluene	ND	1.0	ug/L	0.12
tert-Butyl alcohol	ND	20	ug/L	3.9
4-Methyl-2-pentanone	ND	5.0	ug/L	0.32
Naphthalene	ND	1.0	ug/L	0.24
n-Propylbenzene	ND	1.0	ug/L	0.14
Styrene	ND	1.0	ug/L	0.11
1,1,1,2-Tetrachloroethane	ND	1.0	ug/L	0.23
1,2,3-Trichlorobenzene	ND	1.0	ug/L	0.17

(Continued on next page)

Tetra Tech NUS, Inc

Client Sample ID: DMW-29DEEP-080808

GC/MS Volatiles

Lot-Sample #...: A8H090106-007 **Work Order #...:** KTWRE1CM **Matrix.....:** WG

PARAMETER	RESULT	REPORTING LIMIT	UNITS	MDL
1,2,4-Trichloro-benzene	ND	1.0	ug/L	0.15
1,2,3-Trichloropropane	ND	1.0	ug/L	0.43
1,1,2-Trichloro-1,2,2-trifluoroethane	ND	1.0	ug/L	0.28
1,2,4-Trimethylbenzene	ND	1.0	ug/L	0.12
Vinyl acetate	ND	2.0	ug/L	0.19
o-Xylene	ND	1.0	ug/L	0.14
Xylenes (total)	ND	2.0	ug/L	0.28
Methyl tert-butyl ether	ND	5.0	ug/L	0.17
m-Xylene & p-Xylene	ND	2.0	ug/L	0.24
1,2,3-Trimethylbenzene	ND	5.0	ug/L	0.0059
Diisopropyl Ether (DIPE)	ND	5.0	ug/L	1.5
Ethyl-t-Butyl Ether (ETBE)	ND	5.0	ug/L	0.11
Tert-amyl methyl ether (TAME)	ND	5.0	ug/L	0.067
Benzene	ND	1.0	ug/L	0.13
Bromoform	ND	1.0	ug/L	0.64
Bromomethane	ND	1.0	ug/L	0.41
Carbon tetrachloride	ND	1.0	ug/L	0.13
Chlorobenzene	ND	1.0	ug/L	0.15
Chloroethane	ND	1.0	ug/L	0.29
Chloroform	**1.0**	**1.0**	**ug/L**	**0.16**
Chloromethane	ND	1.0	ug/L	0.30
1,1-Dichloroethane	ND	1.0	ug/L	0.15
1,2-Dichloroethane	ND	1.0	ug/L	0.22
1,1-Dichloroethene	ND	1.0	ug/L	0.19
1,2-Dichloropropane	ND	1.0	ug/L	0.18
cis-1,3-Dichloropropene	ND	1.0	ug/L	0.14
trans-1,3-Dichloropropene	ND	1.0	ug/L	0.19
Ethylbenzene	ND	1.0	ug/L	0.17
Methylene chloride	ND	1.0	ug/L	0.33
1,1,2,2-Tetrachloroethane	ND	1.0	ug/L	0.18
Tetrachloroethene	ND	1.0	ug/L	0.29
Toluene	ND	1.0	ug/L	0.13
1,1,1-Trichloroethane	ND	1.0	ug/L	0.22
Trichloroethene	ND	1.0	ug/L	0.17
Vinyl chloride	ND	1.0	ug/L	0.22

SURROGATE	PERCENT RECOVERY	RECOVERY LIMITS
Dibromofluoromethane	97	(73 - 122)
1,2-Dichloroethane-d4	99	(61 - 128)
Toluene-d8	91	(76 - 110)
4-Bromofluorobenzene	92	(74 - 116)

NOTE(S):

J Estimated result. Result is less than RL.

Tetra Tech NUS, Inc

Client Sample ID: TB-080608

GC/MS Volatiles

Lot-Sample #...: A8H070118-001 **Work Order #...:** KTQJ31AA **Matrix.....:** WQ
Date Sampled...: 08/06/08 07:30 **Date Received..:** 08/07/08
Prep Date.....: 08/14/08 **Analysis Date..:** 08/14/08
Prep Batch #...: 8232297
Dilution Factor: 1 **Initial Wgt/Vol:** 5 mL **Final Wgt/Vol..:** 5 mL
Method.....: SW846 8260B

PARAMETER	RESULT	REPORTING LIMIT	UNITS	MDL
Acetone	**8.8 B**	**5.0**	**ug/L**	**1.1**
Bromobenzene	ND	1.0	ug/L	0.13
Bromochloromethane	ND	1.0	ug/L	0.29
Bromodichloromethane	ND	1.0	ug/L	0.15
2-Butanone	ND	5.0	ug/L	0.57
n-Butylbenzene	ND	1.0	ug/L	0.12
sec-Butylbenzene	ND	1.0	ug/L	0.13
tert-Butylbenzene	ND	1.0	ug/L	0.13
Carbon disulfide	ND	1.0	ug/L	0.13
Dibromochloromethane	ND	1.0	ug/L	0.18
1,2-Dibromo-3-chloro-propane	ND	2.0	ug/L	0.67
2-Chloroethyl vinyl ether	ND	5.0	ug/L	0.99
2-Chlorotoluene	ND	1.0	ug/L	0.11
4-Chlorotoluene	ND	1.0	ug/L	0.18
1,2-Dibromoethane	ND	1.0	ug/L	0.24
Dibromomethane	ND	1.0	ug/L	0.28
1,2-Dichlorobenzene	ND	1.0	ug/L	0.13
1,3-Dichlorobenzene	ND	1.0	ug/L	0.14
1,4-Dichlorobenzene	ND	1.0	ug/L	0.13
Dichlorodifluoromethane	ND	1.0	ug/L	0.31
cis-1,2-Dichloroethene	ND	1.0	ug/L	0.17
trans-1,2-Dichloroethene	ND	1.0	ug/L	0.19
1,3-Dichloropropane	ND	1.0	ug/L	0.16
2,2-Dichloropropane	ND	1.0	ug/L	0.13
1,1-Dichloropropene	ND	1.0	ug/L	0.13
Trichlorofluoromethane	ND	1.0	ug/L	0.21
Hexachlorobutadiene	ND	1.0	ug/L	0.30
2-Hexanone	ND	5.0	ug/L	0.41
Isopropylbenzene	ND	1.0	ug/L	0.13
p-Isopropyltoluene	ND	1.0	ug/L	0.12
tert-Butyl alcohol	ND	20	ug/L	3.9
4-Methyl-2-pentanone	ND	5.0	ug/L	0.32
Naphthalene	ND	1.0	ug/L	0.24
n-Propylbenzene	ND	1.0	ug/L	0.14
Styrene	ND	1.0	ug/L	0.11
1,1,1,2-Tetrachloroethane	ND	1.0	ug/L	0.23
1,2,3-Trichlorobenzene	**0.19 J**	**1.0**	**ug/L**	**0.17**

(Continued on next page)

Tetra Tech NUS, Inc

Client Sample ID: TB-080608

GC/MS Volatiles

Lot-Sample #...: A8H070118-001 **Work Order #...:** KTQJ31AA **Matrix.....:** WQ

PARAMETER	RESULT	REPORTING LIMIT	UNITS	MDL
1,2,4-Trichloro-benzene	ND	1.0	ug/L	0.15
1,2,3-Trichloropropane	ND	1.0	ug/L	0.43
1,1,2-Trichloro-1,2,2-trifluoroethane	ND	1.0	ug/L	0.28
1,2,4-Trimethylbenzene	ND	1.0	ug/L	0.12
Vinyl acetate	ND	2.0	ug/L	0.19
o-Xylene	ND	1.0	ug/L	0.14
Xylenes (total)	ND	2.0	ug/L	0.28
Methyl tert-butyl ether	ND	5.0	ug/L	0.17
m-Xylene & p-Xylene	ND	2.0	ug/L	0.24
1,2,3-Trimethylbenzene	ND	5.0	ug/L	0.0059
Diisopropyl Ether (DIPE)	ND	5.0	ug/L	1.5
Ethyl-t-Butyl Ether (ETBE)	ND	5.0	ug/L	0.11
Tert-amyl methyl ether (TAME)	ND	5.0	ug/L	0.067
Benzene	ND	1.0	ug/L	0.13
Bromoform	ND	1.0	ug/L	0.64
Bromomethane	ND	1.0	ug/L	0.41
Carbon tetrachloride	ND	1.0	ug/L	0.13
Chlorobenzene	ND	1.0	ug/L	0.15
Chloroethane	ND	1.0	ug/L	0.29
Chloroform	ND	1.0	ug/L	0.16
Chloromethane	ND	1.0	ug/L	0.30
1,1-Dichloroethane	ND	1.0	ug/L	0.15
1,2-Dichloroethane	**0.74 J**	**1.0**	**ug/L**	**0.22**
1,1-Dichloroethene	ND	1.0	ug/L	0.19
1,2-Dichloropropane	ND	1.0	ug/L	0.18
cis-1,3-Dichloropropene	ND	1.0	ug/L	0.14
trans-1,3-Dichloropropene	ND	1.0	ug/L	0.19
Ethylbenzene	ND	1.0	ug/L	0.17
Methylene chloride	**4.7**	**1.0**	**ug/L**	**0.33**
1,1,2,2-Tetrachloroethane	ND	1.0	ug/L	0.18
Tetrachloroethene	ND	1.0	ug/L	0.29
Toluene	ND	1.0	ug/L	0.13
1,1,1-Trichloroethane	ND	1.0	ug/L	0.22
Trichloroethene	**0.55 J**	**1.0**	**ug/L**	**0.17**
Vinyl chloride	ND	1.0	ug/L	0.22

SURROGATE	PERCENT RECOVERY	RECOVERY LIMITS
Dibromofluoromethane	92	(73 - 122)
1,2-Dichloroethane-d4	97	(61 - 128)
Toluene-d8	94	(76 - 110)
4-Bromofluorobenzene	89	(74 - 116)

(Continued on next page)

Tetra Tech NUS, Inc

Client Sample ID: TB-080708

GC/MS Volatiles

Lot-Sample #...: A8H080117-001 **Work Order #...:** KTTHN1AA **Matrix.....:** WQ
Date Sampled...: 08/07/08 07:30 **Date Received..:** 08/08/08
Prep Date.....: 08/15/08 **Analysis Date..:** 08/15/08
Prep Batch #...: 8231359
Dilution Factor: 1 **Initial Wgt/Vol:** 5 mL **Final Wgt/Vol..:** 5 mL
Method.....: SW846 8260B

PARAMETER	RESULT	REPORTING LIMIT	UNITS	MDL
Acetone	**5.3**	**5.0**	**ug/L**	**1.1**
Bromobenzene	ND	1.0	ug/L	0.13
Bromochloromethane	ND	1.0	ug/L	0.29
Bromodichloromethane	ND	1.0	ug/L	0.15
2-Butanone	ND	5.0	ug/L	0.57
n-Butylbenzene	ND	1.0	ug/L	0.12
sec-Butylbenzene	ND	1.0	ug/L	0.13
tert-Butylbenzene	ND	1.0	ug/L	0.13
Carbon disulfide	ND	1.0	ug/L	0.13
Dibromochloromethane	ND	1.0	ug/L	0.18
1,2-Dibromo-3-chloro-propane	ND	2.0	ug/L	0.67
2-Chloroethyl vinyl ether	ND	5.0	ug/L	0.99
2-Chlorotoluene	ND	1.0	ug/L	0.11
4-Chlorotoluene	ND	1.0	ug/L	0.18
1,2-Dibromoethane	ND	1.0	ug/L	0.24
Dibromomethane	ND	1.0	ug/L	0.28
1,2-Dichlorobenzene	ND	1.0	ug/L	0.13
1,3-Dichlorobenzene	ND	1.0	ug/L	0.14
1,4-Dichlorobenzene	ND	1.0	ug/L	0.13
Dichlorodifluoromethane	ND	1.0	ug/L	0.31
cis-1,2-Dichloroethene	ND	1.0	ug/L	0.17
trans-1,2-Dichloroethene	ND	1.0	ug/L	0.19
1,3-Dichloropropane	ND	1.0	ug/L	0.16
2,2-Dichloropropane	ND	1.0	ug/L	0.13
1,1-Dichloropropene	ND	1.0	ug/L	0.13
Trichlorofluoromethane	ND	1.0	ug/L	0.21
Hexachlorobutadiene	ND	1.0	ug/L	0.30
2-Hexanone	ND	5.0	ug/L	0.41
Isopropylbenzene	ND	1.0	ug/L	0.13
p-Isopropyltoluene	ND	1.0	ug/L	0.12
tert-Butyl alcohol	ND	20	ug/L	3.9
4-Methyl-2-pentanone	ND	5.0	ug/L	0.32
Naphthalene	ND	1.0	ug/L	0.24
n-Propylbenzene	ND	1.0	ug/L	0.14
Styrene	ND	1.0	ug/L	0.11
1,1,1,2-Tetrachloroethane	ND	1.0	ug/L	0.23
1,2,3-Trichlorobenzene	ND	1.0	ug/L	0.17

(Continued on next page)

Tetra Tech NUS, Inc

Client Sample ID: TB-080708

GC/MS Volatiles

Lot-Sample #...: A8H080117-001 **Work Order #...:** KTTHN1AA **Matrix.....:** WQ

PARAMETER	RESULT	REPORTING LIMIT	UNITS	MDL
1,2,4-Trichloro-benzene	ND	1.0	ug/L	0.15
1,2,3-Trichloropropane	ND	1.0	ug/L	0.43
1,1,2-Trichloro-1,2,2-trifluoroethane	ND	1.0	ug/L	0.28
1,2,4-Trimethylbenzene	ND	1.0	ug/L	0.12
Vinyl acetate	ND	2.0	ug/L	0.19
o-Xylene	ND	1.0	ug/L	0.14
Xylenes (total)	ND	2.0	ug/L	0.28
Methyl tert-butyl ether	ND	5.0	ug/L	0.17
m-Xylene & p-Xylene	ND	2.0	ug/L	0.24
1,2,3-Trimethylbenzene	ND	5.0	ug/L	0.0059
Diisopropyl Ether (DIPE)	ND	5.0	ug/L	1.5
Ethyl-t-Butyl Ether (ETBE)	ND	5.0	ug/L	0.11
Tert-amyl methyl ether (TAME)	ND	5.0	ug/L	0.067
Benzene	ND	1.0	ug/L	0.13
Bromoform	ND	1.0	ug/L	0.64
Bromomethane	ND	1.0	ug/L	0.41
Carbon tetrachloride	ND	1.0	ug/L	0.13
Chlorobenzene	ND	1.0	ug/L	0.15
Chloroethane	ND	1.0	ug/L	0.29
Chloroform	ND	1.0	ug/L	0.16
Chloromethane	ND	1.0	ug/L	0.30
1,1-Dichloroethane	ND	1.0	ug/L	0.15
1,2-Dichloroethane	**0.84 J**	**1.0**	**ug/L**	**0.22**
1,1-Dichloroethene	ND	1.0	ug/L	0.19
1,2-Dichloropropane	ND	1.0	ug/L	0.18
cis-1,3-Dichloropropene	ND	1.0	ug/L	0.14
trans-1,3-Dichloropropene	ND	1.0	ug/L	0.19
Ethylbenzene	ND	1.0	ug/L	0.17
Methylene chloride	**4.5 B**	**1.0**	**ug/L**	**0.33**
1,1,2,2-Tetrachloroethane	ND	1.0	ug/L	0.18
Tetrachloroethene	ND	1.0	ug/L	0.29
Toluene	ND	1.0	ug/L	0.13
1,1,1-Trichloroethane	ND	1.0	ug/L	0.22
Trichloroethene	**0.76 J**	**1.0**	**ug/L**	**0.17**
Vinyl chloride	ND	1.0	ug/L	0.22

SURROGATE	PERCENT RECOVERY	RECOVERY LIMITS
Dibromofluoromethane	93	(73 - 122)
1,2-Dichloroethane-d4	96	(61 - 128)
Toluene-d8	96	(76 - 110)
4-Bromofluorobenzene	87	(74 - 116)

(Continued on next page)

Tetra Tech NUS, Inc

Client Sample ID: TB-080808

GC/MS Volatiles

Lot-Sample #...: A8H090106-001 **Work Order #...:** KTWQ71AA **Matrix.....:** WQ
Date Sampled...: 08/08/08 07:30 **Date Received..:** 08/09/08
Prep Date.....: 08/15/08 **Analysis Date..:** 08/15/08
Prep Batch #...: 8231359
Dilution Factor: 1 **Initial Wgt/Vol:** 5 mL **Final Wgt/Vol..:** 5 mL
Method.....: SW846 8260B

PARAMETER	RESULT	REPORTING LIMIT	UNITS	MDL
Acetone	**5.4**	**5.0**	**ug/L**	**1.1**
Bromobenzene	ND	1.0	ug/L	0.13
Bromochloromethane	ND	1.0	ug/L	0.29
Bromodichloromethane	ND	1.0	ug/L	0.15
2-Butanone	ND	5.0	ug/L	0.57
n-Butylbenzene	ND	1.0	ug/L	0.12
sec-Butylbenzene	ND	1.0	ug/L	0.13
tert-Butylbenzene	ND	1.0	ug/L	0.13
Carbon disulfide	ND	1.0	ug/L	0.13
Dibromochloromethane	ND	1.0	ug/L	0.18
1,2-Dibromo-3-chloro-propane	ND	2.0	ug/L	0.67
2-Chloroethyl vinyl ether	ND	5.0	ug/L	0.99
2-Chlorotoluene	ND	1.0	ug/L	0.11
4-Chlorotoluene	ND	1.0	ug/L	0.18
1,2-Dibromoethane	ND	1.0	ug/L	0.24
Dibromomethane	ND	1.0	ug/L	0.28
1,2-Dichlorobenzene	ND	1.0	ug/L	0.13
1,3-Dichlorobenzene	ND	1.0	ug/L	0.14
1,4-Dichlorobenzene	ND	1.0	ug/L	0.13
Dichlorodifluoromethane	ND	1.0	ug/L	0.31
cis-1,2-Dichloroethene	ND	1.0	ug/L	0.17
trans-1,2-Dichloroethene	ND	1.0	ug/L	0.19
1,3-Dichloropropane	ND	1.0	ug/L	0.16
2,2-Dichloropropane	ND	1.0	ug/L	0.13
1,1-Dichloropropene	ND	1.0	ug/L	0.13
Trichlorofluoromethane	ND	1.0	ug/L	0.21
Hexachlorobutadiene	ND	1.0	ug/L	0.30
2-Hexanone	ND	5.0	ug/L	0.41
Isopropylbenzene	ND	1.0	ug/L	0.13
p-Isopropyltoluene	ND	1.0	ug/L	0.12
tert-Butyl alcohol	ND	20	ug/L	3.9
4-Methyl-2-pentanone	ND	5.0	ug/L	0.32
Naphthalene	ND	1.0	ug/L	0.24
n-Propylbenzene	ND	1.0	ug/L	0.14
Styrene	ND	1.0	ug/L	0.11
1,1,1,2-Tetrachloroethane	ND	1.0	ug/L	0.23
1,2,3-Trichlorobenzene	ND	1.0	ug/L	0.17

(Continued on next page)

Tetra Tech NUS, Inc

Client Sample ID: TB-080808

GC/MS Volatiles

Lot-Sample #...: A8H090106-001 **Work Order #...:** KTWQ71AA **Matrix.....:** WQ

PARAMETER	RESULT	REPORTING LIMIT	UNITS	MDL
1,2,4-Trichloro-benzene	ND	1.0	ug/L	0.15
1,2,3-Trichloropropane	ND	1.0	ug/L	0.43
1,1,2-Trichloro-1,2,2-trifluoroethane	ND	1.0	ug/L	0.28
1,2,4-Trimethylbenzene	ND	1.0	ug/L	0.12
Vinyl acetate	ND	2.0	ug/L	0.19
o-Xylene	ND	1.0	ug/L	0.14
Xylenes (total)	ND	2.0	ug/L	0.28
Methyl tert-butyl ether	ND	5.0	ug/L	0.17
m-Xylene & p-Xylene	ND	2.0	ug/L	0.24
1,2,3-Trimethylbenzene	ND	5.0	ug/L	0.0059
Diisopropyl Ether (DIPE)	ND	5.0	ug/L	1.5
Ethyl-t-Butyl Ether (ETBE)	ND	5.0	ug/L	0.11
Tert-amyl methyl ether (TAME)	ND	5.0	ug/L	0.067
Benzene	ND	1.0	ug/L	0.13
Bromoform	ND	1.0	ug/L	0.64
Bromomethane	ND	1.0	ug/L	0.41
Carbon tetrachloride	ND	1.0	ug/L	0.13
Chlorobenzene	ND	1.0	ug/L	0.15
Chloroethane	ND	1.0	ug/L	0.29
Chloroform	ND	1.0	ug/L	0.16
Chloromethane	ND	1.0	ug/L	0.30
1,1-Dichloroethane	ND	1.0	ug/L	0.15
1,2-Dichloroethane	**0.84 J**	**1.0**	**ug/L**	**0.22**
1,1-Dichloroethene	ND	1.0	ug/L	0.19
1,2-Dichloropropane	ND	1.0	ug/L	0.18
cis-1,3-Dichloropropene	ND	1.0	ug/L	0.14
trans-1,3-Dichloropropene	ND	1.0	ug/L	0.19
Ethylbenzene	ND	1.0	ug/L	0.17
Methylene chloride	**4.6 B**	**1.0**	**ug/L**	**0.33**
1,1,2,2-Tetrachloroethane	ND	1.0	ug/L	0.18
Tetrachloroethene	ND	1.0	ug/L	0.29
Toluene	ND	1.0	ug/L	0.13
1,1,1-Trichloroethane	ND	1.0	ug/L	0.22
Trichloroethene	**0.81 J**	**1.0**	**ug/L**	**0.17**
Vinyl chloride	ND	1.0	ug/L	0.22

SURROGATE	PERCENT RECOVERY	RECOVERY LIMITS
Dibromofluoromethane	95	(73 - 122)
1,2-Dichloroethane-d4	97	(61 - 128)
Toluene-d8	94	(76 - 110)
4-Bromofluorobenzene	88	(74 - 116)

(Continued on next page)

Tetra Tech NUS, Inc

Client Sample ID: DMW-10S-080808

GC/MS Semivolatiles

Lot-Sample #...:	A8H090106-006	**Work Order #...:**	KTWRD1AN	**Matrix.....:**	WG
Date Sampled...:	08/08/08 14:00	**Date Received..:**	08/09/08		
Prep Date.....:	08/10/08	**Analysis Date..:**	08/12/08		
Prep Batch #...:	8222094				
Dilution Factor:	1	**Initial Wgt/Vol:**	980 mL	**Final Wgt/Vol..:**	2 mL
		Method.....:	SW846 8270C		

PARAMETER	RESULT	REPORTING LIMIT	UNITS	MDL
1,4-Dioxane	**12**	**1.0**	**ug/L**	**1.3**

SURROGATE	PERCENT RECOVERY	RECOVERY LIMITS
Nitrobenzene-d5	69	(27 - 111)
2-Fluorobiphenyl	69	(28 - 110)
Terphenyl-d14	87	(37 - 119)
Phenol-d5	63	(10 - 110)
2-Fluorophenol	63	(10 - 110)
2,4,6-Tribromophenol	85	(22 - 120)

Tetra Tech NUS, Inc

Client Sample ID: DMW-21D-080808

GC/MS Semivolatiles

Lot-Sample #...: A8H090106-004 **Work Order #...:** KTWRA1AN **Matrix.....:** WG
Date Sampled...: 08/08/08 12:05 **Date Received..:** 08/09/08
Prep Date.....: 08/10/08 **Analysis Date..:** 08/12/08
Prep Batch #...: 8222094
Dilution Factor: 1 **Initial Wgt/Vol:** 1020 mL **Final Wgt/Vol..:** 2 mL
Method.....: SW846 8270C

PARAMETER	RESULT	REPORTING LIMIT	UNITS	MDL
1,4-Dioxane	ND	1.0	ug/L	1.3

SURROGATE	PERCENT RECOVERY	RECOVERY LIMITS
Nitrobenzene-d5	66	(27 - 111)
2-Fluorobiphenyl	62	(28 - 110)
Terphenyl-d14	85	(37 - 119)
Phenol-d5	56	(10 - 110)
2-Fluorophenol	59	(10 - 110)
2,4,6-Tribromophenol	80	(22 - 120)

Tetra Tech NUS, Inc

Client Sample ID: DMW-21I-080808

GC/MS Semivolatiles

Lot-Sample #...:	A8H090106-002	**Work Order #...:**	KTWQ81AC	**Matrix.....:**	WG
Date Sampled...:	08/08/08 10:15	**Date Received..:**	08/09/08		
Prep Date.....:	08/10/08	**Analysis Date..:**	08/12/08		
Prep Batch #...:	8222094				
Dilution Factor:	1	**Initial Wgt/Vol:**	1040 mL	**Final Wgt/Vol..:**	2 mL
		Method.....:	SW846 8270C		

PARAMETER	RESULT	REPORTING LIMIT	UNITS	MDL
1,4-Dioxane	**3.0**	**1.0**	**ug/L**	**1.3**

SURROGATE	PERCENT RECOVERY	RECOVERY LIMITS
Nitrobenzene-d5	77	(27 - 111)
2-Fluorobiphenyl	72	(28 - 110)
Terphenyl-d14	72	(37 - 119)
Phenol-d5	62	(10 - 110)
2-Fluorophenol	67	(10 - 110)
2,4,6-Tribromophenol	87	(22 - 120)

Tetra Tech NUS, Inc

Client Sample ID: DMW-27DEEP-080808

GC/MS Semivolatiles

Lot-Sample #...: A8H090106-005 **Work Order #...:** KTWRC1A1 **Matrix.....:** WG
Date Sampled...: 08/08/08 12:21 **Date Received..:** 08/09/08
Prep Date.....: 08/10/08 **Analysis Date..:** 08/12/08
Prep Batch #...: 8222094
Dilution Factor: 1 **Initial Wgt/Vol:** 1050 mL **Final Wgt/Vol..:** 2 mL
Method.....: SW846 8270C

PARAMETER	RESULT	REPORTING LIMIT	UNITS	MDL
1,4-Dioxane	ND	1.0	ug/L	1.3

SURROGATE	PERCENT RECOVERY	RECOVERY LIMITS
Nitrobenzene-d5	54	(27 - 111)
2-Fluorobiphenyl	54	(28 - 110)
Terphenyl-d14	68	(37 - 119)
Phenol-d5	46	(10 - 110)
2-Fluorophenol	46	(10 - 110)
2,4,6-Tribromophenol	79	(22 - 120)

Tetra Tech NUS, Inc

Client Sample ID: DMW-28I-080808

GC/MS Semivolatiles

Lot-Sample #...:	A8H090106-003	**Work Order #...:**	KTWQ91AN	**Matrix.....:**	WG
Date Sampled...:	08/08/08 10:36	**Date Received..:**	08/09/08		
Prep Date.....:	08/10/08	**Analysis Date..:**	08/12/08		
Prep Batch #...:	8222094				
Dilution Factor:	1	**Initial Wgt/Vol:**	1040 mL	**Final Wgt/Vol..:**	2 mL
		Method.....:	SW846 8270C		

PARAMETER	RESULT	REPORTING LIMIT	UNITS	MDL
1,4-Dioxane	ND	1.0	ug/L	1.3

SURROGATE	PERCENT RECOVERY	RECOVERY LIMITS
Nitrobenzene-d5	64	(27 - 111)
2-Fluorobiphenyl	63	(28 - 110)
Terphenyl-d14	83	(37 - 119)
Phenol-d5	57	(10 - 110)
2-Fluorophenol	58	(10 - 110)
2,4,6-Tribromophenol	85	(22 - 120)

Tetra Tech NUS, Inc

Client Sample ID: DMW-29DEEP-080808

GC/MS Semivolatiles

Lot-Sample #...:	A8H090106-007	**Work Order #...:**	KTWRE1A1	**Matrix.....:**	WG
Date Sampled...:	08/08/08 15:27	**Date Received..:**	08/09/08		
Prep Date.....:	08/10/08	**Analysis Date..:**	08/12/08		
Prep Batch #...:	8222094				
Dilution Factor:	1	**Initial Wgt/Vol:**	1040 mL	**Final Wgt/Vol..:**	2 mL
		Method.....:	SW846 8270C		

PARAMETER	RESULT	REPORTING LIMIT	UNITS	MDL
1,4-Dioxane	ND	1.0	ug/L	1.3

SURROGATE	PERCENT RECOVERY	RECOVERY LIMITS
Nitrobenzene-d5	68	(27 - 111)
2-Fluorobiphenyl	66	(28 - 110)
Terphenyl-d14	91	(37 - 119)
Phenol-d5	56	(10 - 110)
2-Fluorophenol	58	(10 - 110)
2,4,6-Tribromophenol	79	(22 - 120)

Tetra Tech NUS, Inc

Client Sample ID: MSA-MW15D-080608

GC/MS Semivolatiles

Lot-Sample #...:	A8H070118-002	**Work Order #...:**	KTQJ51AC	**Matrix.....:**	WQ
Date Sampled...:	08/06/08 11:00	**Date Received..:**	08/07/08		
Prep Date.....:	08/07/08	**Analysis Date..:**	08/08/08		
Prep Batch #...:	8220251				
Dilution Factor:	1	**Initial Wgt/Vol:**	1020 mL	**Final Wgt/Vol..:**	2 mL
		Method.....:	SW846 8270C		

PARAMETER	RESULT	REPORTING LIMIT	UNITS	MDL
1,4-Dioxane	ND	1.0	ug/L	0.49

SURROGATE	PERCENT RECOVERY	RECOVERY LIMITS
Nitrobenzene-d5	63	(27 - 111)
2-Fluorobiphenyl	46	(28 - 110)
Terphenyl-d14	98	(37 - 119)
Phenol-d5	21	(10 - 110)
2-Fluorophenol	35	(10 - 110)
2,4,6-Tribromophenol	61	(22 - 120)

Tetra Tech NUS, Inc

Client Sample ID: MSA-MW15I-080608

GC/MS Semivolatiles

Lot-Sample #...: A8H070118-005 **Work Order #...:** KTQJ81AN **Matrix.....:** WQ
Date Sampled...: 08/06/08 13:40 **Date Received..:** 08/07/08
Prep Date.....: 08/07/08 **Analysis Date..:** 08/08/08
Prep Batch #...: 8220251
Dilution Factor: 1 **Initial Wgt/Vol:** 1020 mL **Final Wgt/Vol..:** 2 mL
Method.....: SW846 8270C

PARAMETER	RESULT	REPORTING LIMIT	UNITS	MDL
1,4-Dioxane	ND	1.0	ug/L	0.49

SURROGATE	PERCENT RECOVERY	RECOVERY LIMITS
Nitrobenzene-d5	49	(27 - 111)
2-Fluorobiphenyl	35	(28 - 110)
Terphenyl-d14	65	(37 - 119)
Phenol-d5	18	(10 - 110)
2-Fluorophenol	31	(10 - 110)
2,4,6-Tribromophenol	50	(22 - 120)

Tetra Tech NUS, Inc

Client Sample ID: MSA-MW15S-080608

GC/MS Semivolatiles

Lot-Sample #...: A8H070118-006 **Work Order #...:** KTQJ91AN **Matrix.....:** WQ
Date Sampled...: 08/06/08 15:00 **Date Received..:** 08/07/08
Prep Date.....: 08/07/08 **Analysis Date..:** 08/08/08
Prep Batch #...: 8220251
Dilution Factor: 1 **Initial Wgt/Vol:** 1000 mL **Final Wgt/Vol..:** 2 mL
Method.....: SW846 8270C

PARAMETER	RESULT	REPORTING LIMIT	UNITS	MDL
1,4-Dioxane	ND	1.0	ug/L	0.49

SURROGATE	PERCENT RECOVERY	RECOVERY LIMITS
Nitrobenzene-d5	69	(27 - 111)
2-Fluorobiphenyl	45	(28 - 110)
Terphenyl-d14	100	(37 - 119)
Phenol-d5	24	(10 - 110)
2-Fluorophenol	42	(10 - 110)
2,4,6-Tribromophenol	74	(22 - 120)

Tetra Tech NUS, Inc

Client Sample ID: MSA-MW19D-080708

GC/MS Semivolatiles

Lot-Sample #...: A8H080117-005 **Work Order #...:** KTTHT1AN **Matrix.....:** WG
Date Sampled...: 08/07/08 14:14 **Date Received..:** 08/08/08
Prep Date.....: 08/09/08 **Analysis Date..:** 08/11/08
Prep Batch #...: 8222017
Dilution Factor: 1 **Initial Wgt/Vol:** 1040 mL **Final Wgt/Vol..:** 2 mL
Method.....: SW846 8270C

PARAMETER	RESULT	REPORTING LIMIT	UNITS	MDL
1,4-Dioxane	ND	1.0	ug/L	1.3

SURROGATE	PERCENT RECOVERY	RECOVERY LIMITS
Nitrobenzene-d5	80	(27 - 111)
2-Fluorobiphenyl	77	(28 - 110)
Terphenyl-d14	101	(37 - 119)
Phenol-d5	71	(10 - 110)
2-Fluorophenol	64	(10 - 110)
2,4,6-Tribromophenol	96	(22 - 120)

Tetra Tech NUS, Inc

Client Sample ID: MSA-MW19I-080708

GC/MS Semivolatiles

Lot-Sample #...:	A8H080117-003	**Work Order #...:**	KTTHQ1AN	**Matrix.....:**	WG
Date Sampled...:	08/07/08 11:46	**Date Received..:**	08/08/08		
Prep Date.....:	08/09/08	**Analysis Date..:**	08/11/08		
Prep Batch #...:	8222017				
Dilution Factor:	1	**Initial Wgt/Vol:**	1050 mL	**Final Wgt/Vol..:**	2 mL
		Method.....:	SW846 8270C		

PARAMETER	RESULT	REPORTING LIMIT	UNITS	MDL
1,4-Dioxane	**18**	**1.0**	**ug/L**	**1.3**

SURROGATE	PERCENT RECOVERY	RECOVERY LIMITS
Nitrobenzene-d5	75	(27 - 111)
2-Fluorobiphenyl	70	(28 - 110)
Terphenyl-d14	97	(37 - 119)
Phenol-d5	66	(10 - 110)
2-Fluorophenol	59	(10 - 110)
2,4,6-Tribromophenol	92	(22 - 120)

Tetra Tech NUS, Inc

Client Sample ID: MSA-MW20D-080608

GC/MS Semivolatiles

Lot-Sample #...:	A8H070118-007	**Work Order #...:**	KTQKA1AN	**Matrix.....:**	WQ
Date Sampled...:	08/06/08 15:07	**Date Received..:**	08/07/08		
Prep Date.....:	08/07/08	**Analysis Date..:**	08/08/08		
Prep Batch #...:	8220251				
Dilution Factor:	1	**Initial Wgt/Vol:**	1040 mL	**Final Wgt/Vol..:**	2 mL
		Method.....:	SW846 8270C		

PARAMETER	RESULT	REPORTING LIMIT	UNITS	MDL
1,4-Dioxane	**1.8**	**1.0**	**ug/L**	**0.49**

SURROGATE	PERCENT RECOVERY	RECOVERY LIMITS
Nitrobenzene-d5	68	(27 - 111)
2-Fluorobiphenyl	46	(28 - 110)
Terphenyl-d14	92	(37 - 119)
Phenol-d5	23	(10 - 110)
2-Fluorophenol	42	(10 - 110)
2,4,6-Tribromophenol	64	(22 - 120)

Tetra Tech NUS, Inc

Client Sample ID: MSA-MW20I-080608

GC/MS Semivolatiles

Lot-Sample #...:	A8H070118-004	**Work Order #...:**	KTQJ71AN	**Matrix.....:**	WQ
Date Sampled...:	08/06/08 12:32	**Date Received..:**	08/07/08		
Prep Date.....:	08/07/08	**Analysis Date..:**	08/08/08		
Prep Batch #...:	8220251				
Dilution Factor:	1	**Initial Wgt/Vol:**	1020 mL	**Final Wgt/Vol..:**	2 mL
		Method.....:	SW846 8270C		

PARAMETER	RESULT	REPORTING LIMIT	UNITS	MDL
1,4-Dioxane	**4.8**	**1.0**	**ug/L**	**0.49**

SURROGATE	PERCENT RECOVERY	RECOVERY LIMITS
Nitrobenzene-d5	66	(27 - 111)
2-Fluorobiphenyl	49	(28 - 110)
Terphenyl-d14	87	(37 - 119)
Phenol-d5	21	(10 - 110)
2-Fluorophenol	37	(10 - 110)
2,4,6-Tribromophenol	62	(22 - 120)

Tetra Tech NUS, Inc

Client Sample ID: MSA-MW20S-080608

GC/MS Semivolatiles

Lot-Sample #...:	A8H070118-003	**Work Order #...:**	KTQJ61AN	**Matrix.....:**	WQ
Date Sampled...:	08/06/08 11:15	**Date Received..:**	08/07/08		
Prep Date.....:	08/07/08	**Analysis Date..:**	08/11/08		
Prep Batch #...:	8220251				
Dilution Factor:	4	**Initial Wgt/Vol:**	1040 mL	**Final Wgt/Vol..:**	2 mL
		Method.....:	SW846 8270C		

PARAMETER	RESULT	REPORTING LIMIT	UNITS	MDL
1,4-Dioxane	**130**	**4.0**	**ug/L**	**2.0**

SURROGATE	PERCENT RECOVERY	RECOVERY LIMITS
Nitrobenzene-d5	56 DIL	(27 - 111)
2-Fluorobiphenyl	58 DIL	(28 - 110)
Terphenyl-d14	98 DIL	(37 - 119)
Phenol-d5	22 DIL	(10 - 110)
2-Fluorophenol	46 DIL	(10 - 110)
2,4,6-Tribromophenol	69 DIL	(22 - 120)

NOTE(S):

DIL The concentration is estimated or not reported due to dilution or the presence of interfering analytes.

Tetra Tech NUS, Inc

Client Sample ID: MSA-MW26D-080708

GC/MS Semivolatiles

Lot-Sample #...: A8H080117-004 **Work Order #...:** KTTHR1AN **Matrix.....:** WG
Date Sampled...: 08/07/08 12:55 **Date Received..:** 08/08/08
Prep Date.....: 08/09/08 **Analysis Date..:** 08/11/08
Prep Batch #...: 8222017
Dilution Factor: 1 **Initial Wgt/Vol:** 1000 mL **Final Wgt/Vol..:** 2 mL
Method.....: SW846 8270C

PARAMETER	RESULT	REPORTING LIMIT	UNITS	MDL
1,4-Dioxane	ND	1.0	ug/L	1.3

SURROGATE	PERCENT RECOVERY	RECOVERY LIMITS
Nitrobenzene-d5	64	(27 - 111)
2-Fluorobiphenyl	61	(28 - 110)
Terphenyl-d14	86	(37 - 119)
Phenol-d5	56	(10 - 110)
2-Fluorophenol	51	(10 - 110)
2,4,6-Tribromophenol	83	(22 - 120)

Tetra Tech NUS, Inc

Client Sample ID: MSA-MW26I-080708

GC/MS Semivolatiles

Lot-Sample #...:	A8H080117-006	**Work Order #...:**	KTTHV1AN	**Matrix.....:**	WG
Date Sampled...:	08/07/08 14:15	**Date Received..:**	08/08/08		
Prep Date.....:	08/09/08	**Analysis Date..:**	08/11/08		
Prep Batch #...:	8222017				
Dilution Factor:	1	**Initial Wgt/Vol:**	1020 mL	**Final Wgt/Vol..:**	2 mL
		Method.....:	SW846 8270C		

PARAMETER	RESULT	REPORTING LIMIT	UNITS	MDL
1,4-Dioxane	**1.8**	**1.0**	**ug/L**	**1.3**

SURROGATE	PERCENT RECOVERY	RECOVERY LIMITS
Nitrobenzene-d5	80	(27 - 111)
2-Fluorobiphenyl	75	(28 - 110)
Terphenyl-d14	99	(37 - 119)
Phenol-d5	69	(10 - 110)
2-Fluorophenol	61	(10 - 110)
2,4,6-Tribromophenol	92	(22 - 120)

Tetra Tech NUS, Inc

Client Sample ID: MSA-MW26S-080708

GC/MS Semivolatiles

Lot-Sample #...:	A8H080117-002	**Work Order #...:**	KTTHP1AC	**Matrix.....:**	WG
Date Sampled...:	08/07/08 10:45	**Date Received..:**	08/08/08		
Prep Date.....:	08/09/08	**Analysis Date..:**	08/11/08		
Prep Batch #...:	8222017				
Dilution Factor:	1	**Initial Wgt/Vol:**	1050 mL	**Final Wgt/Vol..:**	2 mL
		Method.....:	SW846 8270C		

PARAMETER	RESULT	REPORTING LIMIT	UNITS	MDL
1,4-Dioxane	**3.1**	**1.0**	**ug/L**	**1.3**

SURROGATE	PERCENT RECOVERY	RECOVERY LIMITS
Nitrobenzene-d5	86	(27 - 111)
2-Fluorobiphenyl	74	(28 - 110)
Terphenyl-d14	73	(37 - 119)
Phenol-d5	69	(10 - 110)
2-Fluorophenol	60	(10 - 110)
2,4,6-Tribromophenol	94	(22 - 120)

Appendix C

Support Documentation

HOLDTIME

SDG 8H07118

SORT	UNITS	NSAMPLE	LAB_ID	QC_TYPE	SAMP_DATE	EXTR_DATE	ANAL_DATE	SMP_EXTR	EXTR_ANL	SMP_ANL
HG	UG/L	MSA-MW20D-080608	A8H070118007	NM	8/6/2008	8/13/2008	8/15/2008	7	2	9
HG	UG/L	MSA-MW26I-080708	A8H080117006	NM	8/7/2008	8/15/2008	8/15/2008	8	0	8
HG	UG/L	MSA-MW26D-080708	A8H080117004	NM	8/7/2008	8/15/2008	8/15/2008	8	0	8
HG	UG/L	MSA-MW20I-080608	A8H070118004	NM	8/6/2008	8/13/2008	8/15/2008	7	2	9
HG	UG/L	MSA-MW26S-080708	A8H080117002	NM	8/7/2008	8/15/2008	8/15/2008	8	0	8
HG	UG/L	MSA-MW19I-080708	A8H080117003	NM	8/7/2008	8/15/2008	8/15/2008	8	0	8
HG	UG/L	MSA-MW19D-080708	A8H080117005	NM	8/7/2008	8/15/2008	8/15/2008	8	0	8
HG	UG/L	MSA-MW15S-080608	A8H070118006	NM	8/6/2008	8/13/2008	8/15/2008	7	2	9
HG	UG/L	DMW-10S-080808	A8H090106006	NM	8/8/2008	8/15/2008	8/15/2008	7	0	7
HG	UG/L	MSA-MW15D-080608	A8H070118002	NM	8/6/2008	8/13/2008	8/15/2008	7	2	9
HG	UG/L	DMW-29DEEP-080808	A8H090106007	NM	8/8/2008	8/15/2008	8/15/2008	7	0	7
HG	UG/L	DMW-28I-080808	A8H090106003	NM	8/8/2008	8/15/2008	8/15/2008	7	0	7
HG	UG/L	DMW-27DEEP-080808	A8H090106005	NM	8/8/2008	8/15/2008	8/15/2008	7	0	7
HG	UG/L	DMW-21I-080808	A8H090106002	NM	8/8/2008	8/15/2008	8/15/2008	7	0	7
HG	UG/L	DMW-21D-080808	A8H090106004	NM	8/8/2008	8/15/2008	8/15/2008	7	0	7

SORT	UNITS	NSAMPLE	LAB_ID	QC_TYPE	SAMP_DATE	EXTR_DATE	ANAL_DATE	SMP_EXTR	EXTR_ANL	SMP_ANL
HG	UG/L	MSA-MW15I-080608	A8H070118005	NM	8/6/2008	8/13/2008	8/15/2008	7	2	9
HG	UG/L	MSA-MW20S-080608	A8H070118003	NM	8/6/2008	8/13/2008	8/15/2008	7	2	9
M	UG/L	MSA-MW19D-080708	A8H080117005	NM	8/7/2008	8/15/2008	8/21/2008	8	6	14
M	UG/L	MSA-MW19D-080708	A8H080117005	NM	8/7/2008	8/15/2008	8/20/2008	8	5	13
M	UG/L	MSA-MW15S-080608	A8H070118006	NM	8/6/2008	8/13/2008	8/19/2008	7	6	13
M	UG/L	MSA-MW15I-080608	A8H070118005	NM	8/6/2008	8/13/2008	8/19/2008	7	6	13
M	UG/L	MSA-MW15D-080608	A8H070118002	NM	8/6/2008	8/13/2008	8/19/2008	7	6	13
M	UG/L	DMW-29DEEP-080808	A8H090106007	NM	8/8/2008	8/15/2008	8/19/2008	7	4	11
M	UG/L	DMW-27DEEP-080808	A8H090106005	NM	8/8/2008	8/15/2008	8/19/2008	7	4	11
M	UG/L	MSA-MW19I-080708	A8H080117003	NM	8/7/2008	8/15/2008	8/20/2008	8	5	13
M	UG/L	DMW-28I-080808	A8H090106003	NM	8/8/2008	8/15/2008	8/19/2008	7	4	11
M	UG/L	MSA-MW19I-080708	A8H080117003	NM	8/7/2008	8/15/2008	8/21/2008	8	6	14
M	UG/L	MSA-MW20D-080608	A8H070118007	NM	8/6/2008	8/13/2008	8/19/2008	7	6	13
M	UG/L	MSA-MW20I-080608	A8H070118004	NM	8/6/2008	8/13/2008	8/19/2008	7	6	13
M	UG/L	MSA-MW20S-080608	A8H070118003	NM	8/6/2008	8/13/2008	8/19/2008	7	6	13
M	UG/L	MSA-MW26D-080708	A8H080117004	NM	8/7/2008	8/15/2008	8/20/2008	8	5	13
M	UG/L	MSA-MW26D-080708	A8H080117004	NM	8/7/2008	8/15/2008	8/21/2008	8	6	14
M	UG/L	MSA-MW26I-080708	A8H080117006	NM	8/7/2008	8/15/2008	8/20/2008	8	5	13

SORT	UNITS	NSAMPLE	LAB_ID	QC_TYPE	SAMP_DATE	EXTR_DATE	ANAL_DATE	SMP_EXTR	EXTR_ANL	SMP_ANL
M	UG/L	DMW-21I-080808	A8H090106002	NM	8/8/2008	8/15/2008	8/19/2008	7	4	11
M	UG/L	MSA-MW26S-080708	A8H080117002	NM	8/7/2008	8/15/2008	8/21/2008	8	6	14
M	UG/L	DMW-21D-080808	A8H090106004	NM	8/8/2008	8/15/2008	8/19/2008	7	4	11
M	UG/L	MSA-MW26S-080708	A8H080117002	NM	8/7/2008	8/15/2008	8/20/2008	8	5	13
M	UG/L	DMW-21I-080808	A8H090106002	NM	8/8/2008	8/15/2008	8/21/2008	7	6	13
M	UG/L	DMW-10S-080808	A8H090106006	NM	8/8/2008	8/15/2008	8/19/2008	7	4	11
HGF	UG/L	DMW-21I-080808	A8H090106002	NM	8/8/2008	8/15/2008	8/15/2008	7	0	7
HGF	UG/L	DMW-21D-080808	A8H090106004	NM	8/8/2008	8/15/2008	8/15/2008	7	0	7
HGF	UG/L	DMW-27DEEP-080808	A8H090106005	NM	8/8/2008	8/15/2008	8/15/2008	7	0	7
HGF	UG/L	DMW-28I-080808	A8H090106003	NM	8/8/2008	8/15/2008	8/15/2008	7	0	7
HGF	UG/L	DMW-29DEEP-080808	A8H090106007	NM	8/8/2008	8/15/2008	8/15/2008	7	0	7
HGF	UG/L	MSA-MW15D-080608	A8H070118002	NM	8/6/2008	8/13/2008	8/15/2008	7	2	9
HGF	UG/L	MSA-MW15I-080608	A8H070118005	NM	8/6/2008	8/13/2008	8/15/2008	7	2	9
HGF	UG/L	MSA-MW15S-080608	A8H070118006	NM	8/6/2008	8/13/2008	8/15/2008	7	2	9
HGF	UG/L	MSA-MW26S-080708	A8H080117002	NM	8/7/2008	8/15/2008	8/15/2008	8	0	8
HGF	UG/L	MSA-MW19I-080708	A8H080117003	NM	8/7/2008	8/15/2008	8/15/2008	8	0	8
HGF	UG/L	MSA-MW20D-080608	A8H070118007	NM	8/6/2008	8/13/2008	8/15/2008	7	2	9
HGF	UG/L	MSA-MW20I-080608	A8H070118004	NM	8/6/2008	8/13/2008	8/15/2008	7	2	9

SORT	UNITS	NSAMPLE	LAB_ID	QC_TYPE	SAMP_DATE	EXTR_DATE	ANAL_DATE	SMP_EXTR	EXTR_ANL	SMP_ANL
HGF	UG/L	MSA-MW20S-080608	A8H070118003	NM	8/6/2008	8/13/2008	8/15/2008	7	2	9
HGF	UG/L	MSA-MW26D-080708	A8H080117004	NM	8/7/2008	8/15/2008	8/15/2008	8	0	8
HGF	UG/L	MSA-MW26I-080708	A8H080117006	NM	8/7/2008	8/15/2008	8/15/2008	8	0	8
HGF	UG/L	DMW-10S-080808	A8H090106006	NM	8/8/2008	8/15/2008	8/15/2008	7	0	7
HGF	UG/L	MSA-MW19D-080708	A8H080117005	NM	8/7/2008	8/15/2008	8/15/2008	8	0	8
MF	UG/L	MSA-MW19I-080708	A8H080117003	NM	8/7/2008	8/15/2008	8/20/2008	8	5	13
MF	UG/L	MSA-MW20D-080608	A8H070118007	NM	8/6/2008	8/13/2008	8/19/2008	7	6	13
MF	UG/L	MSA-MW20I-080608	A8H070118004	NM	8/6/2008	8/13/2008	8/19/2008	7	6	13
MF	UG/L	MSA-MW20S-080608	A8H070118003	NM	8/6/2008	8/13/2008	8/19/2008	7	6	13
MF	UG/L	MSA-MW15S-080608	A8H070118006	NM	8/6/2008	8/13/2008	8/19/2008	7	6	13
MF	UG/L	MSA-MW26D-080708	A8H080117004	NM	8/7/2008	8/15/2008	8/22/2008	8	7	15
MF	UG/L	DMW-21I-080808	A8H090106002	NM	8/8/2008	8/15/2008	8/19/2008	7	4	11
MF	UG/L	MSA-MW26I-080708	A8H080117006	NM	8/7/2008	8/15/2008	8/20/2008	8	5	13
MF	UG/L	MSA-MW26D-080708	A8H080117004	NM	8/7/2008	8/15/2008	8/21/2008	8	6	14
MF	UG/L	MSA-MW15I-080608	A8H070118005	NM	8/6/2008	8/13/2008	8/19/2008	7	6	13
MF	UG/L	MSA-MW15D-080608	A8H070118002	NM	8/6/2008	8/13/2008	8/19/2008	7	6	13
MF	UG/L	DMW-29DEEP-080808	A8H090106007	NM	8/8/2008	8/15/2008	8/19/2008	7	4	11
MF	UG/L	DMW-27DEEP-080808	A8H090106005	NM	8/8/2008	8/15/2008	8/19/2008	7	4	11

SORT	UNITS	NSAMPLE	LAB_ID	QC_TYPE	SAMP_DATE	EXTR_DATE	ANAL_DATE	SMP_EXTR	EXTR_ANL	SMP_ANL
MF	UG/L	DMW-21D-080808	A8H090106004	NM	8/8/2008	8/15/2008	8/19/2008	7	4	11
MF	UG/L	DMW-10S-080808	A8H090106006	NM	8/8/2008	8/15/2008	8/19/2008	7	4	11
MF	UG/L	MSA-MW26S-080708	A8H080117002	NM	8/7/2008	8/15/2008	8/20/2008	8	5	13
MF	UG/L	MSA-MW19I-080708	A8H080117003	NM	8/7/2008	8/15/2008	8/21/2008	8	6	14
MF	UG/L	DMW-28I-080808	A8H090106003	NM	8/8/2008	8/15/2008	8/19/2008	7	4	11
MF	UG/L	MSA-MW26S-080708	A8H080117002	NM	8/7/2008	8/15/2008	8/21/2008	8	6	14
MF	UG/L	MSA-MW19D-080708	A8H080117005	NM	8/7/2008	8/15/2008	8/20/2008	8	5	13
CR6	MG/L	MSA-MW26S-080708	A8H080117002	NM	8/7/2008	8/8/2008	8/8/2008	1	0	1
CR6	MG/L	MSA-MW26I-080708	A8H080117006	NM	8/7/2008	8/8/2008	8/8/2008	1	0	1
CR6	MG/L	MSA-MW26D-080708	A8H080117004	NM	8/7/2008	8/8/2008	8/8/2008	1	0	1
CR6	MG/L	MSA-MW20S-080608	A8H070118003	NM	8/6/2008	8/7/2008	8/7/2008	1	0	1
CR6	MG/L	MSA-MW20I-080608	A8H070118004	NM	8/6/2008	8/7/2008	8/7/2008	1	0	1
CR6	MG/L	MSA-MW20D-080608	A8H070118007	NM	8/6/2008	8/7/2008	8/7/2008	1	0	1
CR6	MG/L	DMW-21I-080808	A8H090106002	NM	8/8/2008	8/9/2008	8/9/2008	1	0	1
CR6	MG/L	DMW-10S-080808	A8H090106006	NM	8/8/2008	8/9/2008	8/9/2008	1	0	1
CR6	MG/L	DMW-21D-080808	A8H090106004	NM	8/8/2008	8/9/2008	8/9/2008	1	0	1
CR6	MG/L	MSA-MW19D-080708	A8H080117005	NM	8/7/2008	8/8/2008	8/8/2008	1	0	1
CR6	MG/L	MSA-MW15S-080608	A8H070118006	NM	8/6/2008	8/7/2008	8/7/2008	1	0	1

SORT	UNITS	NSAMPLE	LAB_ID	QC_TYPE	SAMP_DATE	EXTR_DATE	ANAL_DATE	SMP_EXTR	EXTR_ANL	SMP_ANL
CR6	MG/L	MSA-MW15I-080608	A8H070118005	NM	8/6/2008	8/7/2008	8/7/2008	1	0	1
CR6	MG/L	MSA-MW15D-080608	A8H070118002	NM	8/6/2008	8/7/2008	8/7/2008	1	0	1
CR6	MG/L	DMW-29DEEP-080808	A8H090106007	NM	8/8/2008	8/9/2008	8/9/2008	1	0	1
CR6	MG/L	DMW-28I-080808	A8H090106003	NM	8/8/2008	8/9/2008	8/9/2008	1	0	1
CR6	MG/L	DMW-27DEEP-080808	A8H090106005	NM	8/8/2008	8/9/2008	8/9/2008	1	0	1
CR6	MG/L	MSA-MW19I-080708	A8H080117003	NM	8/7/2008	8/8/2008	8/8/2008	1	0	1
OS	%	MSA-MW26D-080708	A8H080117004	NM	8/7/2008	8/9/2008	8/11/2008	2	2	4
OS	%	MSA-MW15S-080608	A8H070118006	NM	8/6/2008	8/7/2008	8/8/2008	1	1	2
OS	%	DMW-10S-080808	A8H090106006	NM	8/8/2008	8/10/2008	8/12/2008	2	2	4
OS	%	DMW-21D-080808	A8H090106004	NM	8/8/2008	8/10/2008	8/12/2008	2	2	4
OS	%	DMW-21I-080808	A8H090106002	NM	8/8/2008	8/10/2008	8/12/2008	2	2	4
OS	%	DMW-27DEEP-080808	A8H090106005	NM	8/8/2008	8/10/2008	8/12/2008	2	2	4
OS	%	DMW-28I-080808	A8H090106003	NM	8/8/2008	8/10/2008	8/12/2008	2	2	4
OS	%	DMW-29DEEP-080808	A8H090106007	NM	8/8/2008	8/10/2008	8/12/2008	2	2	4
OS	%	MSA-MW26S-080708	A8H080117002	NM	8/7/2008	8/9/2008	8/11/2008	2	2	4
OS	%	MSA-MW15I-080608	A8H070118005	NM	8/6/2008	8/7/2008	8/8/2008	1	1	2
OS	%	MSA-MW26I-080708	A8H080117006	NM	8/7/2008	8/9/2008	8/11/2008	2	2	4
OS	%	MSA-MW19D-080708	A8H080117005	NM	8/7/2008	8/9/2008	8/11/2008	2	2	4

SORT	UNITS	NSAMPLE	LAB_ID	QC_TYPE	SAMP_DATE	EXTR_DATE	ANAL_DATE	SMP_EXTR	EXTR_ANL	SMP_ANL
OS	%	MSA-MW19I-080708	A8H080117003	NM	8/7/2008	8/9/2008	8/11/2008	2	2	4
OS	%	MSA-MW20D-080608	A8H070118007	NM	8/6/2008	8/7/2008	8/8/2008	1	1	2
OS	%	MSA-MW20I-080608	A8H070118004	NM	8/6/2008	8/7/2008	8/8/2008	1	1	2
OS	%	MSA-MW20S-080608DL	A8H070118003	NM	8/6/2008	8/7/2008	8/11/2008	1	4	5
OS	%	MSA-MW15D-080608	A8H070118002	NM	8/6/2008	8/7/2008	8/8/2008	1	1	2
OS	UG/L	MSA-MW15D-080608	A8H070118002	NM	8/6/2008	8/7/2008	8/8/2008	1	1	2
OS	UG/L	MSA-MW19D-080708	A8H080117005	NM	8/7/2008	8/9/2008	8/11/2008	2	2	4
OS	UG/L	DMW-21I-080808	A8H090106002	NM	8/8/2008	8/10/2008	8/12/2008	2	2	4
OS	UG/L	DMW-27DEEP-080808	A8H090106005	NM	8/8/2008	8/10/2008	8/12/2008	2	2	4
OS	UG/L	DMW-28I-080808	A8H090106003	NM	8/8/2008	8/10/2008	8/12/2008	2	2	4
OS	UG/L	DMW-29DEEP-080808	A8H090106007	NM	8/8/2008	8/10/2008	8/12/2008	2	2	4
OS	UG/L	MSA-MW15S-080608	A8H070118006	NM	8/6/2008	8/7/2008	8/8/2008	1	1	2
OS	UG/L	DMW-21D-080808	A8H090106004	NM	8/8/2008	8/10/2008	8/12/2008	2	2	4
OS	UG/L	MSA-MW26S-080708	A8H080117002	NM	8/7/2008	8/9/2008	8/11/2008	2	2	4
OS	UG/L	MSA-MW15I-080608	A8H070118005	NM	8/6/2008	8/7/2008	8/8/2008	1	1	2
OS	UG/L	MSA-MW19I-080708	A8H080117003	NM	8/7/2008	8/9/2008	8/11/2008	2	2	4
OS	UG/L	MSA-MW20D-080608	A8H070118007	NM	8/6/2008	8/7/2008	8/8/2008	1	1	2
OS	UG/L	MSA-MW20I-080608	A8H070118004	NM	8/6/2008	8/7/2008	8/8/2008	1	1	2

SORT	UNITS	NSAMPLE	LAB_ID	QC_TYPE	SAMP_DATE	EXTR_DATE	ANAL_DATE	SMP_EXTR	EXTR_ANL	SMP_ANL
OS	UG/L	MSA-MW20S-080608DL	A8H070118003	NM	8/6/2008	8/7/2008	8/11/2008	1	4	5
OS	UG/L	MSA-MW26D-080708	A8H080117004	NM	8/7/2008	8/9/2008	8/11/2008	2	2	4
OS	UG/L	MSA-MW26I-080708	A8H080117006	NM	8/7/2008	8/9/2008	8/11/2008	2	2	4
OS	UG/L	DMW-10S-080808	A8H090106006	NM	8/8/2008	8/10/2008	8/12/2008	2	2	4
OV	%	TB-080808	A8H090106001	NM	8/8/2008	8/15/2008	8/15/2008	7	0	7
OV	%	MSA-MW15S-080608DL	A8H070118006	NM	8/6/2008	8/14/2008	8/14/2008	8	0	8
OV	%	MSA-MW15D-080608	A8H070118002	NM	8/6/2008	8/14/2008	8/14/2008	8	0	8
OV	%	TB-080708	A8H080117001	NM	8/7/2008	8/15/2008	8/15/2008	8	0	8
OV	%	MSA-MW26S-080708DL	A8H080117002	NM	8/7/2008	8/15/2008	8/15/2008	8	0	8
OV	%	MSA-MW26I-080708	A8H080117006	NM	8/7/2008	8/15/2008	8/15/2008	8	0	8
OV	%	MSA-MW26D-080708	A8H080117004	NM	8/7/2008	8/15/2008	8/15/2008	8	0	8
OV	%	MSA-MW20S-080608DL	A8H070118003	NM	8/6/2008	8/14/2008	8/14/2008	8	0	8
OV	%	MSA-MW20I-080608DL	A8H070118004	NM	8/6/2008	8/14/2008	8/14/2008	8	0	8
OV	%	MSA-MW20D-080608	A8H070118007	NM	8/6/2008	8/14/2008	8/14/2008	8	0	8
OV	%	MSA-MW19I-080708DL	A8H080117003	NM	8/7/2008	8/15/2008	8/15/2008	8	0	8
OV	%	MSA-MW15I-080608DL	A8H070118005	NM	8/6/2008	8/14/2008	8/14/2008	8	0	8
OV	%	DMW-29DEEP-080808	A8H090106007	NM	8/8/2008	8/15/2008	8/15/2008	7	0	7
OV	%	DMW-28I-080808DL	A8H090106003	NM	8/8/2008	8/15/2008	8/15/2008	7	0	7

SORT	UNITS	NSAMPLE	LAB_ID	QC_TYPE	SAMP_DATE	EXTR_DATE	ANAL_DATE	SMP_EXTR	EXTR_ANL	SMP_ANL
OV	%	DMW-27DEEP-080808	A8H090106005	NM	8/8/2008	8/15/2008	8/15/2008	7	0	7
OV	%	DMW-21I-080808DL	A8H090106002	NM	8/8/2008	8/15/2008	8/15/2008	7	0	7
OV	%	DMW-21D-080808	A8H090106004	NM	8/8/2008	8/15/2008	8/15/2008	7	0	7
OV	%	DMW-10S-080808DL	A8H090106006	NM	8/8/2008	8/15/2008	8/15/2008	7	0	7
OV	%	TB-080608	A8H070118001	NM	8/6/2008	8/14/2008	8/14/2008	8	0	8
OV	%	MSA-MW19D-080708	A8H080117005	NM	8/7/2008	8/15/2008	8/15/2008	8	0	8
OV	UG/L	MSA-MW26S-080708DL	A8H080117002	NM	8/7/2008	8/15/2008	8/15/2008	8	0	8
OV	UG/L	TB-080808	A8H090106001	NM	8/8/2008	8/15/2008	8/15/2008	7	0	7
OV	UG/L	MSA-MW15S-080608DL	A8H070118006	NM	8/6/2008	8/14/2008	8/14/2008	8	0	8
OV	UG/L	DMW-10S-080808DL	A8H090106006	NM	8/8/2008	8/15/2008	8/15/2008	7	0	7
OV	UG/L	DMW-21D-080808	A8H090106004	NM	8/8/2008	8/15/2008	8/15/2008	7	0	7
OV	UG/L	DMW-21I-080808DL	A8H090106002	NM	8/8/2008	8/15/2008	8/15/2008	7	0	7
OV	UG/L	DMW-27DEEP-080808	A8H090106005	NM	8/8/2008	8/15/2008	8/15/2008	7	0	7
OV	UG/L	DMW-28I-080808DL	A8H090106003	NM	8/8/2008	8/15/2008	8/15/2008	7	0	7
OV	UG/L	DMW-29DEEP-080808	A8H090106007	NM	8/8/2008	8/15/2008	8/15/2008	7	0	7
OV	UG/L	TB-080708	A8H080117001	NM	8/7/2008	8/15/2008	8/15/2008	8	0	8
OV	UG/L	MSA-MW15I-080608DL	A8H070118005	NM	8/6/2008	8/14/2008	8/14/2008	8	0	8
OV	UG/L	TB-080608	A8H070118001	NM	8/6/2008	8/14/2008	8/14/2008	8	0	8

SORT	UNITS	NSAMPLE	LAB_ID	QC_TYPE	SAMP_DATE	EXTR_DATE	ANAL_DATE	SMP_EXTR	EXTR_ANL	SMP_ANL
OV	UG/L	MSA-MW19D-080708	A8H080117005	NM	8/7/2008	8/15/2008	8/15/2008	8	0	8
OV	UG/L	MSA-MW19I-080708DL	A8H080117003	NM	8/7/2008	8/15/2008	8/15/2008	8	0	8
OV	UG/L	MSA-MW20D-080608	A8H070118007	NM	8/6/2008	8/14/2008	8/14/2008	8	0	8
OV	UG/L	MSA-MW20I-080608DL	A8H070118004	NM	8/6/2008	8/14/2008	8/14/2008	8	0	8
OV	UG/L	MSA-MW20S-080608DL	A8H070118003	NM	8/6/2008	8/14/2008	8/14/2008	8	0	8
OV	UG/L	MSA-MW26D-080708	A8H080117004	NM	8/7/2008	8/15/2008	8/15/2008	8	0	8
OV	UG/L	MSA-MW26I-080708	A8H080117006	NM	8/7/2008	8/15/2008	8/15/2008	8	0	8
OV	UG/L	MSA-MW15D-080608	A8H070118002	NM	8/6/2008	8/14/2008	8/14/2008	8	0	8

Chain of Custody Record

Temperature on Receipt _____

Drinking Water? Yes ☐ No ☐

TestAmerica
THE LEADER IN ENVIRONMENTAL TESTING

TAL-4124 (1007)

Client	Project Manager	Date	Chain of Custody Number
Tetra Tech NUS	Tony Afanavage	8-6-08	093929
Address	**Telephone Number (Area Code)/Fax Number**	**Lab Number**	**Page 1 of 1**
20251 Century Blvd ST 200	(301) 528-3021		
City / **State** / **Zip Code**	**Site Contact**	**Lab Contact**	
Germantown / MD / 20874	Walt Pyon	Pat O'Meara	
Project Name and Location (State)	**Carrier/Waybill Number**		
Martin State Airport			
Contract/Purchase Order/Quote No.			

Sample I.D. No. and Description (Containers for each sample may be combined on one line)	Date	Time	Matrix: Air	Aqueous	Sed.	Soil	Containers & Preservatives: Unpres.	H2SO4	HNO3	HCl	NaOH	ZnAc/NaOH	Analysis: VOCs	TAL metals	Ass metals	1,4 Dioxane	Hex Chrome	Special Instructions/ Conditions of Receipt
TB-080608	8-6-08	0730		X						X			X					
MSA-MW15D-080608		1100		X			X		X	X			X	X	X	X	X	
MSA-MW20S-080608		1115		X			X		X	X			X	X	X	X	X	
MSA-MW20I-080608		1232		X			X		X	X			X	X	X	X	X	
MSA-MW15I-080608		1340		X			X		X	X			X	X	X	X	X	
MSA-MW15S-080608		1500		X			X		X	X			X	X	X	X	X	
MSA-MW20D-080608	"	1507		X			X		X	X			X	X	X	X	X	

Possible Hazard Identification
☐ Non-Hazard ☐ Flammable ☐ Skin Irritant ☐ Poison B ☐ Unknown

Sample Disposal
☐ Return To Client ☐ Disposal By Lab ☐ Archive For _____ Months
(A fee may be assessed if samples are retained longer than 1 month)

Turn Around Time Required
☐ 24 Hours ☐ 48 Hours ☐ 7 Days ☐ 14 Days ☐ 21 Days ☐ Other _____

QC Requirements (Specify)

	Date	Time		Date	Time
1. Relinquished By	8-6-08	1700	1. Received By	8-6-08	1700
2. Relinquished By			2. Received By	8/7/08	0820
3. Relinquished By			3. Received By		

Comments

DISTRIBUTION: WHITE - Returned to Client with Report; CANARY - Stays with the Sample; PINK - Field Copy

North Canton

TestAmerica Cooler Receipt Form/Narrative **Lot Number: 180708118**
North Canton Facility

Client Tetra Tech Project _____ By: _____
Cooler Received on 8-7-08 Opened on 8-7-08 (Signature)
FedEx ☑ UPS ☐ DHL ☐ FAS ☐ Stetson ☐ Client Drop Off ☐ TestAmerica Courier ☐ Other _____
TestAmerica Cooler # _____ Multiple Coolers ☑ Foam Box ☐ Client Cooler ☐ Other _____

1. Were custody seals on the outside of the cooler(s)? Yes ☑ No ☐ Intact? Yes ☑ No ☐ NA ☐
   If YES, Quantity 6
   Were custody seals on the outside of cooler(s) signed and dated? Yes ☑ No ☐ NA ☐
   Were custody seals on the bottle(s)? Yes ☐ No ☑
   If YES, are there any exceptions? _____
2. Shippers' packing slip attached to the cooler(s)? Yes ☑ No ☐
3. Did custody papers accompany the sample(s)? Yes ☑ No ☐ Relinquished by client? Yes ☑ No ☐
4. Were the custody papers signed in the appropriate place? Yes ☑ No ☐
5. Packing material used: Bubble Wrap ☑ Foam ☐ None ☐ Other _____
6. Cooler temperature upon receipt _____ °C See back of form for multiple coolers/temps ☑
   METHOD: IR ☑ Other ☐ _____
   COOLANT: Wet Ice ☑ Blue Ice ☐ Dry Ice ☐ Water ☐ None ☐
7. Did all bottles arrive in good condition (Unbroken)? Yes ☑ No ☐
8. Could all bottle labels be reconciled with the COC? Yes ☑ No ☐
9. Were sample(s) at the correct pH upon receipt? Yes ☑ No ☐ NA ☐
10. Were correct bottle(s) used for the test(s) indicated? Yes ☑ No ☐
11. Were air bubbles >6 mm in any VOA vials? Yes ☑ No ☐ NA ☐
12. Sufficient quantity received to perform indicated analyses? Yes ☑ No ☐
13. Was a trip blank present in the cooler(s)? Yes ☑ No ☐ Were VOAs on the COC? Yes ☑ No ☐

Contacted PM _____ Date _____ by _____ via Verbal ☐ Voice Mail ☐ Other ☐
Concerning _____

14. CHAIN OF CUSTODY

The following discrepancies occurred:

_____

_____

_____

_____

_____

_____

15. SAMPLE CONDITION

Sample(s) _____ were received after the recommended holding time had expired.
Sample(s) _____ were received in a broken container.
Sample(s) 3x40 TB were received with bubble >6 mm in diameter. (Notify PM)

16. SAMPLE PRESERVATION

Sample(s) _____ were further preserved in sample receiving to meet recommended pH level(s). *Nitric Acid Lot# 113007-HNO_3; Sulfuric Acid Lot# 031808-H_2SO_4; Sodium Hydroxide Lot# 073007 -NaOH; Hydrochloric Acid Lot# 092006-HCl; Sodium Hydroxide and Zinc Acetate Lot# 050205-$(CH_3COO)_2ZN$/NaOH.*
What time was preservative added to sample(s)? _____

Client ID	pH	Date	Initials
EXT-06	<2 <2	8-7-08	NS
22A	<2 <2		
15D	<2 <2		
20S	<2 <2		
20I	<2 <2		
15I	<2 <2		
15S	<2 <2		
20D	<2 <2		

TestAmerica Cooler Receipt Form/Narrative
North Canton Facility

Client ID	pH	Date	Initials

Cooler #	Temp. °C	Method	Coolant
241-072	2.6	IR	Ice
client cooler	1.0	1	1
L489	1.4		

Discrepancies Cont'd:

Chain of Custody Record

Temperature on Receipt _____

Drinking Water? Yes ☐ No ☐

TestAmerica
THE LEADER IN ENVIRONMENTAL TESTING

TAL-4124 (1007)

Client	Project Manager	Date	Chain of Custody Number
Tetra Tech NUS	Tony Apanavage	8-7-08	093930
Address	**Telephone Number (Area Code)/Fax Number**	**Lab Number**	**Page** 1 of 1
20251 Century Blvd STE 200	(301) 528-3021		
City / **State** / **Zip Code**	**Site Contact**	**Lab Contact**	
Germantown / MD / 20874	Walt Pagan	Pat O'Meara	
Project Name and Location (State)	**Carrier/Waybill Number**		
Meaton State Airport			
Contract/Purchase Order/Quote No.			

Sample I.D. No. and Description (Containers for each sample may be combined on one line)	Date	Time	Matrix: Air	Aqueous	Sed.	Soil	Containers & Preservatives: Unpres.	H2SO4	HNO3	HCl	NaOH	ZnAc/NaOH	Analysis: VOCs	TAL Metals	Diss metals	1,4 Dioxane	Hex Chrom	Special Instructions/ Conditions of Receipt
TB-080708	8-7-08	0730		X						X			X					
MSA-MW26S-080708		1045		X			X		X	X			X	X	X	X	X	
MSA-MW19I-080708		1146		X			X		X	X			X	X	X	X	X	
MSA-MW26D-080708		1255		X			X		X	X			X	X	X	X	X	
MSA-MW19D-080708		1414		X			X		X	X			X	X	X	X	X	
MSA-MW26I-080708	↓	1415		X			X		X	X			X	X	X	X	X	

Possible Hazard Identification
☐ Non-Hazard ☐ Flammable ☐ Skin Irritant ☐ Poison B ☐ Unknown

Sample Disposal
☐ Return To Client ☐ Disposal By Lab ☐ Archive For _____ Months
(A fee may be assessed if samples are retained longer than 1 month)

Turn Around Time Required
☐ 24 Hours ☐ 48 Hours ☐ 7 Days ☐ 14 Days ☐ 21 Days ☐ Other _____

QC Requirements (Specify)

	Date	Time		Date	Time
1. Relinquished By: Walt Pagan	8-7-08	1700	1. Received By: Diana Mangum	8/8/08	900
2. Relinquished By			2. Received By		
3. Relinquished By			3. Received By		

Comments

DISTRIBUTION: WHITE - Returned to Client with Report; CANARY - Stays with the Sample; PINK - Field Copy

North Canton

TestAmerica Cooler Receipt Form/Narrative **Lot Number:** 480088117
North Canton Facility

Client Tetra Tech Project _____ By: Alaina Mangun
Cooler Received on 8/8/08 Opened on 8/8/08 (Signature)
FedEx [X] UPS [ ] DHL [ ] FAS [ ] Stetson [ ] Client Drop Off [ ] TestAmerica Courier [ ] Other _____
TestAmerica Cooler # _____ Multiple Coolers [X] Foam Box [ ] Client Cooler [ ] Other _____

1. Were custody seals on the outside of the cooler(s)? Yes [X] No [ ] Intact? Yes [X] No [ ] NA [ ]
   If YES, Quantity 4
   Were custody seals on the outside of cooler(s) signed and dated? Yes [X] No [ ] NA [ ]
   Were custody seals on the bottle(s)? Yes [ ] No [X]
   If YES, are there any exceptions? _____
2. Shippers' packing slip attached to the cooler(s)? Yes [X] No [ ]
3. Did custody papers accompany the sample(s)? Yes [X] No [ ] Relinquished by client? Yes [X] No [ ]
4. Were the custody papers signed in the appropriate place? Yes [X] No [ ]
5. Packing material used: Bubble Wrap [ ] Foam [ ] None [ ] Other _____
6. Cooler temperature upon receipt 0.0 °C See back of form for multiple coolers/temps [X]
   METHOD: IR [X] Other [ ] _____
   COOLANT: Wet Ice [X] Blue Ice [ ] Dry Ice [ ] Water [ ] None [ ]
7. Did all bottles arrive in good condition (Unbroken)? Yes [X] No [X]
8. Could all bottle labels be reconciled with the COC? Yes [X] No [ ]
9. Were sample(s) at the correct pH upon receipt? Yes [X] No [ ] NA [ ]
10. Were correct bottle(s) used for the test(s) indicated? Yes [X] No [ ]
11. Were air bubbles >6 mm in any VOA vials? Yes [ ] No [X] NA [ ]
12. Sufficient quantity received to perform indicated analyses? Yes [X] No [ ]
13. Was a trip blank present in the cooler(s)? Yes [X] No [ ] Were VOAs on the COC? Yes [X] No [ ]

Contacted PM _____ Date _____ by _____ via Verbal [ ] Voice Mail [ ] Other [ ]
Concerning _____

14. CHAIN OF CUSTODY

The following discrepancies occurred:

15. SAMPLE CONDITION

Sample(s) _____ were received after the recommended holding time had expired.
Sample(s) MW26I (1x L amber) were received in a broken container.
Sample(s) _____ were received with bubble >6 mm in diameter. (Notify PM)

16. SAMPLE PRESERVATION

Sample(s) 26S were further preserved in sample receiving
to meet recommended pH level(s). *Nitric Acid Lot#* 113007-HNO_3; *Sulfuric Acid Lot#* 031808-H_2SO_4; *Sodium Hydroxide Lot#* 073007 -*NaOH; Hydrochloric Acid Lot#* 092006-*HCl; Sodium Hydroxide and Zinc Acetate Lot#* 050205-$(CH_3COO)_2ZN$/*NaOH.*
What time was preservative added to sample(s)? _____

Client ID	pH	Date	Initials
26S	<2 <2	8/8/08	AM
19I	<2 <2		
26D	<2 <2		
19D	<2 <2		
26I	<2 <2		

TestAmerica Cooler Receipt Form/Narrative
North Canton Facility

Client ID	pH	Date	Initials

Cooler #	Temp. °C	Method	Coolant
CH #1	0.0	IR	wet ice
CH #2	2.5	"	"

Discrepancies Cont'd:

Chain of Custody Record

Temperature on Receipt _____

Drinking Water? Yes ☐ No ☐

TestAmerica
THE LEADER IN ENVIRONMENTAL TESTING

TAL-4124 (1007)

Client	Project Manager	Date	Chain of Custody Number
Tetra Tech NUS	Tony Aparavage	8-8-08	093932
Address	**Telephone Number (Area Code)/Fax Number**	**Lab Number**	**Page** 1 of 1
20251 Century Blvd STE 200	(301) 528-3021		
City / **State** / **Zip Code**	**Site Contact**	**Lab Contact**	
Germantown / MD / 20874	Walt Payne	Pat O'Meara	
Project Name and Location (State)	**Carrier/Waybill Number**		
Martin State Airport			
Contract/Purchase Order/Quote No.			

Sample I.D. No. and Description (Containers for each sample may be combined on one line)	Date	Time	Matrix: Air	Aqueous	Sed.	Soil	Containers & Preservatives: Unpres.	H2SO4	HNO3	HCl	NaOH	ZnAc/NaOH	Analysis: VOCs	TAL metals	Diss metals	1,4 Dioxane	Hex Chrom
TB-080808	8-8-08	0730		X						X			X				
DMW-21I-080808		1015		X			X		X	X			X	X	X	X	X
DMW-28I-080808		1036		X			X		X	X			X	X	X	X	X
DMW-21D-080808		1205		X			X		X	X			X	X	X	X	X
DMW-27 Deep-080808		1221		X			X		X	X			X	X	X	X	X
DMW-10S-080808		1400		X			X		X	X			X	X	X	X	X
DMW-29 Deep-080808		1527		X			X		X	X			X	X	X	X	X

Special Instructions/ Conditions of Receipt

Possible Hazard Identification
☐ Non-Hazard ☐ Flammable ☐ Skin Irritant ☐ Poison B ☐ Unknown

Sample Disposal
☐ Return To Client ☐ Disposal By Lab ☐ Archive For _____ Months
(A fee may be assessed if samples are retained longer than 1 month)

Turn Around Time Required
☐ 24 Hours ☐ 48 Hours ☐ 7 Days ☐ 14 Days ☐ 21 Days ☐ Other_____

QC Requirements (Specify)

	Date	Time		Date	Time
1. Relinquished By: Walt Payne	8-8-08	1630	1. Received By	8-9-08	0915
2. Relinquished By			2. Received By		
3. Relinquished By			3. Received By		

Comments

DISTRIBUTION: WHITE - Returned to Client with Report; CANARY - Stays with the Sample; PINK - Field Copy

North Canton

TestAmerica Cooler Receipt Form/Narrative **Lot Number:** 480901dc
North Canton Facility

Client Tetra Tech Project _____ By: _____
Cooler Received on 8-9-08 Opened on 8-9-08 (Signature)
FedEx ☑ UPS ☐ DHL ☐ FAS ☐ Stetson ☐ Client Drop Off ☐ TestAmerica Courier ☐ Other _____
TestAmerica Cooler # _____ Multiple Coolers ☑ Foam Box ☐ Client Cooler ☐ Other _____

1. Were custody seals on the outside of the cooler(s)? Yes ☑ No ☐ Intact? Yes ☑ No ☐ NA ☐
   If YES, Quantity 2 4
   Were custody seals on the outside of cooler(s) signed and dated? Yes ☑ No ☐ NA ☐
   Were custody seals on the bottle(s)? Yes ☐ No ☑
   If YES, are there any exceptions? _____
2. Shippers' packing slip attached to the cooler(s)? Yes ☑ No ☐
3. Did custody papers accompany the sample(s)? Yes ☑ No ☐ Relinquished by client? Yes ☑ No ☐
4. Were the custody papers signed in the appropriate place? Yes ☑ No ☐
5. Packing material used: Bubble Wrap ☑ Foam ☐ None ☐ Other _____
6. Cooler temperature upon receipt _____ °C See back of form for multiple coolers/temps ☑
   METHOD: IR ☑ Other ☐ _____
   COOLANT: Wet Ice ☑ Blue Ice ☐ Dry Ice ☐ Water ☐ None ☐
7. Did all bottles arrive in good condition (Unbroken)? Yes ☑ No ☐
8. Could all bottle labels be reconciled with the COC? Yes ☑ No ☐
9. Were sample(s) at the correct pH upon receipt? Yes ☑ No ☐ NA ☐
10. Were correct bottle(s) used for the test(s) indicated? Yes ☑ No ☐
11. Were air bubbles >6 mm in any VOA vials? Yes ☑ No ☐ NA ☐
12. Sufficient quantity received to perform indicated analyses? Yes ☑ No ☐
13. Was a trip blank present in the cooler(s)? Yes ☑ No ☐ Were VOAs on the COC? Yes ☑ No ☐

Contacted PM _____ Date _____ by _____ via Verbal ☐ Voice Mail ☐ Other ☐
Concerning _____

14. CHAIN OF CUSTODY

The following discrepancies occurred:

15. SAMPLE CONDITION

Sample(s) _____ were received after the recommended holding time had expired.
Sample(s) _____ were received in a broken container.
Sample(s) 2x40 TB were received with bubble >6 mm in diameter. (Notify PM)

16. SAMPLE PRESERVATION

Sample(s) _____ were further preserved in sample receiving to meet recommended pH level(s). *Nitric Acid Lot# 113007-HNO_3; Sulfuric Acid Lot# 031808-H_2SO_4; Sodium Hydroxide Lot# 073007 -NaOH; Hydrochloric Acid Lot# 092006-HCl; Sodium Hydroxide and Zinc Acetate Lot# 050205-$(CH_3COO)_2ZN$/NaOH.*
What time was preservative added to sample(s)? _____

Client ID	pH	Date	Initials
21I	<2 <2	8-9-08	NS
25I	<2 <2		
31D	<2 <2		
27Deep	<2 <2		
105	<2 <2		
29Deep	<2 <2		

TestAmerica Cooler Receipt Form/Narrative
North Canton Facility

Client ID	pH	Date	Initials

Cooler #	Temp. °C	Method	Coolant
No#	2.3	IR	Wet
No#	1.4	IR	Wet

Discrepancies Cont'd:

TestAmerica
THE LEADER IN ENVIRONMENTAL TESTING

TestAmerica Laboratories, Inc.

ANALYTICAL REPORT

MARTIN STATE AIRPORT
SDG #: 8H07118

Michael Martin

Tetra Tech NUS Inc
20251 Century Blvd
Suite 200
Germantown, MD 20874

TESTAMERICA LABORATORIES, INC.



Patrick J. O'Meara
Project Manager

August 27, 2008

CASE NARRATIVE

8H07118

The following report contains the analytical results for eleven water samples and nine quality control samples submitted to TestAmerica North Canton by Tetra Tech NUS Inc. from the Martin State Airport Site. The samples were received August 07, 2008, August 08, 2008 and August 09, 2008, according to documented sample acceptance procedures.

This SDG consists of (3) laboratory ID's: A8H070118, A8H080117, and A8H090106.

TestAmerica utilizes USEPA approved methods in all analytical work. The samples presented in this report were analyzed for the parameter(s) listed on the analytical methods summary page in accordance with the method(s) indicated. Preliminary results were provided to Michael Martin, Tobrena Skeen, and Tony Apanavage on August 21, 2008, and August 22, 2008. A summary of QC data for these analyses is included at the back of the report.

TestAmerica North Canton attests to the validity of the laboratory data generated by TestAmerica facilities reported herein. All analyses performed by TestAmerica facilities were done using established laboratory SOPs that incorporate QA/QC procedures described in the applicable methods. TestAmerica's operations groups have reviewed the data for compliance with the laboratory QA/QC plan, and data have been found to be compliant with laboratory protocols unless otherwise noted below.

Any reference within this document to Severn Trent Laboratories, Inc. or STL, should be understood to refer to TestAmerica Laboratories, Inc. (formerly known as Severn Trent Laboratories, Inc.)

The test results in this report meet all NELAP requirements for parameters for which accreditation is required or available. Any exceptions to NELAP requirements are noted in this report. Pursuant to NELAP, this report may not be reproduced, except in full, without the written approval of the laboratory.

Please refer to the Quality Control Elements Narrative following this case narrative for additional quality control information.

If you have any questions, please call the Project Manager, Patrick J. O'Meara, at 330-497-9396.

This report is sequentially paginated. The final page of the report is labeled as "END OF REPORT."

CASE NARRATIVE (continued)

SUPPLEMENTAL QC INFORMATION

SAMPLE RECEIVING

The coolers were received at temperatures ranging from 0.0 to 2.6°C.

GC/MS VOLATILES

The sample(s) that contained concentrations of target analyte(s) at a reportable level in the associated Method Blank(s) were flagged with "B". All target analytes in the Method Blank must be below the reporting limit (RL) or the associated sample(s) must be ND with the exception of common laboratory contaminants.

The sample(s) that contain results between the MDL and the RL were flagged with "J". There is a possibility of false positive or mis-identification at these quantitation levels. In analytical methods requiring confirmation of the analyte reported, confirmation was performed only down to the standard reporting limit (SRL). The acceptance criteria for QC samples may not be met at these quantitation levels.

2-Chloroethyl vinyl ether cannot be reliably recovered in an acid preserved sample.

GC/MS SEMIVOLATILES

The matrix spike/matrix spike duplicate(s) for batch(es) 8220251 had RPD's and recoveries outside acceptance limits. However, since the associated method blank(s) and laboratory control sample(s) were in control, no corrective action was necessary.

METALS

The sample(s) that contain results between the MDL and the RL were flagged with "B". There is the possibility of false positive or mis-identification at these quantitation levels. The acceptance criteria for the ICB, CCB, and Method Blank are +/- the standard reporting limit (SRL).

The sample(s) that contained concentrations of target analyte(s) at a reportable level in the associated Method Blank(s) were flagged with "J". Refer to the sample report pages for the affected analyte(s).

Matrix spike recovery and relative percent difference (RPD) data were not calculated for some analytes for MSA-MW26S-080708 and DMW-21I-080808 due to the sample concentration reading greater than four times the spike amount. See the Matrix Spike

Report for the affected analytes which will be flagged with "NC, MSB".

CASE NARRATIVE (continued)

METALS (continued)

The matrix spike/matrix spike duplicate(s) for MSA-MW26S-080708 had recoveries outside acceptance limits. However, since the associated method blank(s) and laboratory control sample(s) were in control, no corrective action was necessary.

No ICP MS Form IX was provided for batch(es) 8225076. The serial dilution was performed on a different sample from the same QC batch(es).

GENERAL CHEMISTRY

The sample(s) that contain results between the MDL and the RL were flagged with "B". There is the possibility of false positive or mis-identification at these quantitation levels. The acceptance criteria for the ICB, CCB, and Method Blank are +/- the standard reporting limit (SRL).

The matrix spike/matrix spike duplicate(s) for DMW-28I-080808 had recoveries outside acceptance limits. However, since the associated method blank(s) and laboratory control sample(s) were in control, no corrective action was necessary.

QUALITY CONTROL ELEMENTS NARRATIVE

TestAmerica North Canton conducts a quality assurance/quality control (QA/QC) program designed to provide scientifically valid and legally defensible data. Toward this end, several types of quality control indicators are incorporated into the QA/QC program, which is described in detail in QA Policy, QA-003. These indicators are introduced into the sample testing process to provide a mechanism for the assessment of the analytical data.

QC BATCH

Environmental samples are taken through the testing process in groups called QUALITY CONTROL BATCHES (QC batches). A QC batch contains up to twenty environmental samples of a similar matrix (water, soil) that are processed using the same reagents and standards. TestAmerica North Canton requires that each environmental sample be associated with a QC batch.

Several quality control samples are included in each QC batch and are processed identically to the twenty environmental samples.

For SW846/RCRA methods, QC samples include a METHOD BLANK (MB), a LABORATORY CONTROL SAMPLE (LCS) and, where appropriate, a MATRIX SPIKE/MATRIX SPIKE DUPLICATE (MS/MSD) pair or a MATRIX SPIKE/SAMPLE DUPLICATE (MS/DU) pair. If there is insufficient sample to perform an MS/MSD or an MS/DU, then a LABORATORY CONTROL SAMPLE DUPLICATE (LCSD) is included in the QC batch.

For 600 series/CWA methods, QC samples include a METHOD BLANK (MB), a LABORATORY CONTROL SAMPLE (LCS) and, where appropriate, a MATRIX SPIKE (MS). An MS is prepared and analyzed at a 10% frequency for GC Methods and at a 5% frequency for GC/MS methods.

LABORATORY CONTROL SAMPLE

The Laboratory Control Sample is a QC sample that is created by adding known concentrations of a full or partial set of target analytes to a matrix similar to that of the environmental samples in the QC batch. Multi peak responders may not be included in the target spike list due to co-elution. The LCS analyte recovery results are used to monitor the analytical process and provide evidence that the laboratory is performing the method within acceptable guidelines. All control analytes indicated by a bold type in the LCS must meet acceptance criteria. Failure to meet the established recovery guidelines requires the repreparation and reanalysis of all samples in the QC batch. Comparison of only the failed parameters from the first batch are evaluated. The only exception to the rework requirement is that if the LCS recoveries are biased high and the associated sample is ND (non-detected) for the parameter(s) of interest, the batch is acceptable.

At times, a Laboratory Control Sample Duplicate (LCSD) is also included in the QC batch. An LCSD is a QC sample that is created and handled identically to the LCS. Analyte recovery data from the LCSD is assessed in the same way as that of the LCS. The LCSD recoveries, together with the LCS recoveries, are used to determine the reproducibility (precision) of the analytical system. Precision data are expressed as relative percent differences (RPDs). If the RPD fails for an LCS/LCSD and yet the recoveries are within acceptance criteria, the batch is still acceptable.

METHOD BLANK

The Method Blank is a QC sample consisting of all the reagents used in analyzing the environmental samples contained in the QC batch. Method Blank results are used to determine if interference or contamination in the analytical system could lead to the reporting of false positive data or elevated analyte concentrations. All target analytes must be below the reporting limits (RL) or the associated sample(s) must be ND except under the following circumstances:

- Common organic contaminants may be present at concentrations up to 5 times the reporting limits. Common metals contaminants may be present at concentrations up to 2 times the reporting limit, or the reported blank concentration must be twenty fold less than the concentration reported in the associated environmental samples. (See common laboratory contaminants listed in the table.)

Volatile (GC or GC/MS)	Semivolatile (GC/MS)	Metals ICP-MS	Metals ICP Trace
Methylene Chloride, Acetone, 2-Butanone	Phthalate Esters	Copper, Iron, Zinc, Lead, Calcium, Magnesium, Potassium, Sodium, Barium, Chromium, Manganese	Copper, Iron, Zinc, Lead

- Organic blanks will be accepted if compounds detected in the blank are present in the associated samples at levels 10 times the blank level. Inorganic blanks will be accepted if elements detected in the blank are present in the associated samples at 20 times the blank level.

- Blanks will be accepted if the compounds/elements detected are not present in any of the associated environmental samples.

Failure to meet these Method Blank criteria requires the repreparation and reanalysis of all samples in the QC batch.

MATRIX SPIKE/MATRIX SPIKE DUPLICATE

A Matrix Spike and a Matrix Spike Duplicate are a pair of environmental samples to which known concentrations of a full or partial set of target analytes are added. The MS/MSD results are determined in the same manner as the results of the environmental sample used to prepare the MS/MSD. The analyte recoveries and the relative percent differences (RPDs) of the recoveries are calculated and used to evaluate the effect of the sample matrix on the analytical results. Due to the potential variability of the matrix of each sample, the MS/MSD results may not have an immediate bearing on any samples except the one spiked; therefore, the associated batch MS/MSD may not reflect the same compounds as the samples contained in the analytical report. When these MS/MSD results fail to meet acceptance criteria, the data is evaluated. If the LCS is within acceptance criteria, the batch is considered acceptable.

For certain methods, a Matrix Spike/Sample Duplicate (MS/DU) may be included in the QC batch in place of the MS/MSD. For the parameters (i.e. pH, ignitability) where it is not possible to prepare a spiked sample, a Sample Duplicate may be included in the QC batch. However, a Sample Duplicate is less likely to provide usable precision statistics depending on the likelihood of finding concentrations below the standard reporting limit. When the Sample Duplicate result fails to meet acceptance criteria, the data is evaluated.

For certain methods (600 series methods/CWA), a Matrix Spike is required in place of a Matrix Spike/Matrix Spike Duplicate (MS/MSD) or Matrix Spike/Sample Duplicate (MS/DU).

The acceptance criteria do not apply to samples that are diluted.

SURROGATE COMPOUNDS

In addition to these batch-related QC indicators, each organic environmental and QC sample is spiked with surrogate compounds. Surrogates are organic chemicals that behave similarly to the analytes of interest and that are rarely present in the environment. Surrogate recoveries are used to monitor the individual performance of a sample in the analytical system.

If surrogate recoveries are biased high in the LCS, LCSD, or the Method Blank, and the associated sample(s) are ND, the batch is acceptable. Otherwise, if the LCS, LCSD, or Method Blank surrogate(s) fail to meet recovery criteria, the entire sample batch is reprepared and reanalyzed. If the surrogate recoveries are outside criteria for environmental samples, the samples will be reprepared and reanalyzed unless there is objective evidence of matrix interference or if the sample dilution is greater than the threshold outlined in the associated method SOP.

The acceptance criteria do not apply to samples that are diluted. All other surrogate recoveries will be reported.

For the GC/MS BNA methods, the surrogate criterion is that two of the three surrogates for each fraction must meet acceptance criteria. The third surrogate must have a recovery of ten percent or greater.

For the Pesticide and PCB methods, the surrogate criterion is that one of two surrogate compounds must meet acceptance criteria. The second surrogate must have a recovery of 10% or greater.

TestAmerica

THE LEADER IN ENVIRONMENTAL TESTING

GCMS VOLATILE DATA

5A

VOLATILE ORGANIC GC/MS TUNING AND MASS CALIBRATION - BROMOFLUOROBENZENE (BFB)

Lab Name: NORTH CANTON Contract:

Lab Code: TALCAN Case No.: SAS No.: SDG No.: 8H07118

Lab File ID: BFB2982 BFB Injection Date: 07/31/08

Instrument ID: A3UX10 BFB Injection Time: 1217

Matrix: (soil/water) WATER Level: (low/med) LOW Column: (pack/cap) CAP

m/e	ION ABUNDANCE CRITERIA	% RELATIVE ABUNDANCE
50	15.0 - 40.0% of mass 95	15.0
75	30.0 - 60.0% of mass 95	46.6
95	Base Peak, 100% relative abundance	100.0
96	5.0 - 9.0% of mass 95	6.8
173	Less than 2.0% of mass 174	0.0 (0.0)1
174	50.0 - 100.0% of mass 95	87.2
175	5.0 - 9.0% of mass 174	6.5 (7.4)1
176	Greater than 95.0%, but less than 101.0% of mass 174	83.5 (95.7)1
177	5.0 - 9.0% of mass 176	5.7 (6.8)2

1-Value is % of mass 174 2-Value is % of mass 176

THIS TUNE APPLIES TO THE FOLLOWING SAMPLES, MS, MSD, BLANKS, AND STANDARDS:

	EPA SAMPLE NO.	LAB SAMPLE ID	LAB FILE ID	DATE ANALYZED	TIME ANALYZED
01	VSTD040	200NG-IC	UXX4527	07/31/08	1240
02	VSTD020	100NG-IC	UXX4528	07/31/08	1302
03	VSTD010	50NG-IC	UXX4529	07/31/08	1323
04	VSTD005	25NG-IC	UXX4530	07/31/08	1344
05	VSTD002	10NG-IC	UXX4531	07/31/08	1406
06	VSTD001	5NG-IC	UXX4532	07/31/08	1427
07	VSTD040	200NG-A9IC	UXX4534	07/31/08	1526
08	VSTD020	100NG-A9IC	UXX4535	07/31/08	1547
09	VSTD010	50NG-A9IC	UXX4536	07/31/08	1609
10	VSTD005	25NG-A9IC	UXX4537	07/31/08	1631
11	VSTD002	10NG-A9IC	UXX4538	07/31/08	1652
12	VSTD001	5NG-A9IC	UXX4539	07/31/08	1713
13					
14					
15					
16					
17					
18					
19					
20					
21					
22					

Report Date : 01-Aug-2008 11:49

STL Inc North Canton

INITIAL CALIBRATION DATA

Start Cal Date : 31-JUL-2008 12:40
End Cal Date : 31-JUL-2008 17:13
Quant Method : ISTD
Target Version : 4.14
Integrator : HP RTE
Method file : \\cansvr11\dd\chem\MSV\a3ux10.i\P80731A-IC.b\8260LLUX10.m
Last Edit : 01-Aug-2008 11:39 quayler

Calibration File Names:
Level 1: \\cansvr11\dd\chem\MSV\a3ux10.i\P80731A-IC.b\UXX4539.D
Level 2: \\cansvr11\dd\chem\MSV\a3ux10.i\P80731A-IC.b\UXX4538.D
Level 3: \\cansvr11\dd\chem\MSV\a3ux10.i\P80731A-IC.b\UXX4537.D
Level 4: \\cansvr11\dd\chem\MSV\a3ux10.i\P80731A-IC.b\UXX4536.D
Level 5: \\cansvr11\dd\chem\MSV\a3ux10.i\P80731A-IC.b\UXX4535.D
Level 6: \\cansvr11\dd\chem\MSV\a3ux10.i\P80731A-IC.b\UXX4534.D

Compound	5.0000 Level 1	10.0000 Level 2	25.0000 Level 3	50.0000 Level 4	100.0000 Level 5	200.0000 Level 6	Curve	Coefficients b	m1	m2	%RSD or R^2
8 Dichlorodifluoromethane	0.22629	0.24181	0.23880	0.21924	0.22781	0.23321	AVRG		0.23119		3.63473
9 Chloromethane	0.34398	0.35200	0.31615	0.32197	0.31500	0.31480	AVRG		0.32732		5.01748
10 Vinyl Chloride	0.33425	0.33380	0.32446	0.31555	0.30977	0.30773	AVRG		0.32093		3.64223
11 Bromomethane	0.17825	0.17349	0.17503	0.16258	0.15505	0.16053	AVRG		0.16749		5.57506
12 Chloroethane	0.21203	0.20114	0.19876	0.18981	0.19096	0.18969	AVRG		0.19706		4.46858
13 Trichlorofluoromethane	0.28927	0.27140	0.28148	0.25289	0.24683	0.26483	AVRG		0.26778		6.09539
14 Dichlorofluoromethane	0.45698	0.42138	0.42578	0.37771	0.41396	0.41541	AVRG		0.41854		6.07803
15 Acrolein	0.03609	0.03560	0.03450	0.03559	0.03680	0.03500	AVRG		0.03560		2.26065
16 Acetone	41806	63786	142284	255166	500239	978106	WLINR	-0.15176	0.07443		0.99992
17 1,1-Dichloroethene	0.25807	0.25134	0.24540	0.26229	0.24247	0.24758	AVRG		0.25119		3.04808
18 Freon-113	0.18043	0.18040	0.19514	0.19890	0.18197	0.18731	AVRG		0.18736		4.26477
19 Iodomethane	0.39836	0.40687	0.39992	0.41846	0.38893	0.38553	AVRG		0.39968		3.00675
20 Carbon Disulfide	0.73096	0.73744	0.75951	0.78480	0.71362	0.73000	AVRG		0.74272		3.42094
21 Methylene Chloride	0.36151	0.33874	0.30960	0.31526	0.29505	0.28801	AVRG		0.31803		8.69958

Report Date : 01-Aug-2008 11:49

STL Inc North Canton

INITIAL CALIBRATION DATA

Start Cal Date : 31-JUL-2008 12:40
End Cal Date : 31-JUL-2008 17:13
Quant Method : ISTD
Target Version : 4.14
Integrator : HP RTE
Method file : \\cansvr11\dd\chem\MSV\a3ux10.i\P80731A-IC.b\8260LLUX10.m
Last Edit : 01-Aug-2008 11:39 quayler

	Compound	5.0000 Level 1	10.0000 Level 2	25.0000 Level 3	50.0000 Level 4	100.0000 Level 5	200.0000 Level 6	Curve	Coefficients b	m1	m2	%RSD or R^2
	22 Acetonitrile	0.03826	0.03350	0.03204	0.03115	0.03035	0.02895	AVRG		0.03238		10.09259
	23 Acrylonitrile	0.09191	0.09581	0.09455	0.09634	0.09810	0.09615	AVRG		0.09548		2.18632
	24 Methyl tert-butyl ether	0.65331	0.65880	0.67423	0.73370	0.71407	0.69520	AVRG		0.68822		4.62496
	25 trans-1,2-Dichloroethene	0.27264	0.28717	0.28882	0.29712	0.28616	0.28267	AVRG		0.28576		2.81023
	26 Hexane	0.04149	0.04647	0.05622	0.05948	0.05536	0.05706	AVRG		0.05268		13.39420
	27 Vinyl acetate	0.27332	0.29605	0.33524	0.33829	0.38241	0.39013	AVRG		0.33591		13.71615
	28 1,1-Dichloroethane	0.43522	0.45559	0.45890	0.46829	0.46409	0.45669	AVRG		0.45646		2.50985
	29 tert-Butyl Alcohol	0.01875	0.01887	0.01935	0.02007	0.01969	0.01744	AVRG		0.01903		4.84605
	30 2-Butanone	0.11010	0.10179	0.09745	0.09684	0.09512	0.09327	AVRG		0.09910		6.15316
M	31 1,2-Dichloroethene (total)	0.26841	0.28647	0.28464	0.29678	0.28664	0.28145	AVRG		0.28406		3.25055
	32 cis-1,2-dichloroethene	0.26418	0.28576	0.28046	0.29643	0.28711	0.28022	AVRG		0.28236		3.78380
	33 2,2-Dichloropropane	0.26944	0.29261	0.30931	0.32335	0.31361	0.30728	AVRG		0.30260		6.30209
	34 Bromochloromethane	0.12690	0.14509	0.13851	0.14545	0.14161	0.13583	AVRG		0.13890		5.01010
	35 Chloroform	0.41217	0.42668	0.42306	0.44283	0.43387	0.42755	AVRG		0.42769		2.40863
	36 Tetrahydrofuran	0.06881	0.06613	0.06763	0.06857	0.06657	0.06349	AVRG		0.06687		2.93685
	37 1,1,1-Trichloroethane	0.34172	0.35117	0.36844	0.37971	0.35892	0.35734	AVRG		0.35955		3.68689
	38 1,1-Dichloropropene	0.30478	0.30795	0.32449	0.33830	0.33212	0.32620	AVRG		0.32231		4.12750
	39 Carbon Tetrachloride	0.29457	0.30192	0.31300	0.32969	0.31745	0.32603	AVRG		0.31378		4.33986
	40 1,2-Dichloroethane	0.31715	0.31243	0.31132	0.31973	0.31673	0.30807	AVRG		0.31424		1.38477
	41 Benzene	1.10339	1.09708	1.06053	1.10485	1.07935	1.06059	AVRG		1.08430		1.89088
	42 Trichloroethene	0.27927	0.27565	0.26316	0.28491	0.27495	0.26987	AVRG		0.27464		2.73618
	43 1,2-Dichloropropane	0.24291	0.24275	0.24781	0.25905	0.25473	0.24993	AVRG		0.24953		2.60031

Report Date : 01-Aug-2008 11:49

STL Inc North Canton

INITIAL CALIBRATION DATA

Start Cal Date : 31-JUL-2008 12:40
End Cal Date : 31-JUL-2008 17:13
Quant Method : ISTD
Target Version : 4.14
Integrator : HP RTE
Method file : \\cansvr11\dd\chem\MSV\a3ux10.i\P80731A-IC.b\8260LLUX10.m
Last Edit : 01-Aug-2008 11:39 quayler

	Compound	5.0000 Level 1	10.0000 Level 2	25.0000 Level 3	50.0000 Level 4	100.0000 Level 5	200.0000 Level 6	Curve	Coefficients b	Coefficients m1	Coefficients m2	%RSD or R^2	
	44 1,4-Dioxane	0.00225	0.00254	0.00244	0.00264	0.00270	0.00239	AVRG		0.00249		6.66932	<-
	45 Dibromomethane	0.13571	0.14367	0.14499	0.15027	0.14757	0.14325	AVRG		0.14424		3.42618	
	46 Bromodichloromethane	0.26727	0.27766	0.29308	0.30879	0.31018	0.30758	AVRG		0.29410		6.17266	
	47 2-Chloroethyl vinyl ether	0.10156	0.10752	0.11345	0.12293	0.13624	0.13924	AVRG		0.12016		12.79080	
	48 cis-1,3-Dichloropropene	0.31652	0.32277	0.35324	0.38452	0.39418	0.39651	AVRG		0.36129		9.91369	
	49 4-Methyl-2-pentanone	0.16787	0.17462	0.18658	0.19327	0.20503	0.20137	AVRG		0.18812		7.82010	
	50 Toluene	1.28705	1.35579	1.44118	1.51337	1.48776	1.48848	AVRG		1.42894		6.24127	
	51 trans-1,3-Dichloropropene	0.36897	0.37739	0.39881	0.44370	0.44711	0.45754	AVRG		0.41559		9.29373	
	52 Ethyl Methacrylate	27221	67720	191899	413703	907500	1797708	WLINR	0.04083	0.36611		0.99969	
	53 1,1,2-Trichloroethane	0.28184	0.29734	0.29265	0.30682	0.29302	0.28662	AVRG		0.29305		2.95650	
	54 1,3-Dichloropropane	0.49153	0.50059	0.50910	0.53279	0.52005	0.51404	AVRG		0.51135		2.84213	
	55 Tetrachloroethene	0.30337	0.28919	0.29155	0.30542	0.29739	0.29613	AVRG		0.29717		2.14347	
	56 2-Hexanone	0.14263	0.14808	0.15249	0.15737	0.16796	0.16655	AVRG		0.15585		6.48032	
	57 Dibromochloromethane	0.25364	0.28123	0.29091	0.31060	0.31554	0.31885	AVRG		0.29513		8.50511	
	58 1,2-Dibromoethane	0.27922	0.27965	0.28716	0.30588	0.30143	0.29309	AVRG		0.29107		3.81532	
	59 Chlorobenzene	0.99250	0.94802	0.98135	1.02027	0.99650	0.99171	AVRG		0.98839		2.38973	
	60 1,1,1,2-Tetrachloroethane	0.33903	0.35055	0.34742	0.37134	0.36194	0.35512	AVRG		0.35423		3.20373	
	61 Ethylbenzene	0.45528	0.46564	0.49425	0.52507	0.52663	0.53325	AVRG		0.50002		6.72688	
	62 m + p-Xylene	0.56703	0.59544	0.64129	0.67925	0.66808	0.68729	AVRG		0.63973		7.61830	
M	63 Xylenes (total)	0.57274	0.59819	0.64373	0.68713	0.67469	0.68717	AVRG		0.64394		7.55738	
	64 Xylene-o	0.58416	0.60369	0.64860	0.70288	0.68790	0.68693	AVRG		0.65236		7.52355	
	65 Styrene	0.91231	0.97902	1.08018	1.17121	1.17228	1.18044	AVRG		1.08257		10.54832	

Report Date : 01-Aug-2008 11:49

STL Inc North Canton

INITIAL CALIBRATION DATA

Start Cal Date : 31-JUL-2008 12:40
End Cal Date : 31-JUL-2008 17:13
Quant Method : ISTD
Target Version : 4.14
Integrator : HP RTE
Method file : \\cansvr11\dd\chem\MSV\a3ux10.i\P80731A-IC.b\8260LLUX10.m
Last Edit : 01-Aug-2008 11:39 quayler

Compound	5.0000 Level 1	10.0000 Level 2	25.0000 Level 3	50.0000 Level 4	100.0000 Level 5	200.0000 Level 6	Curve	Coefficients b	Coefficients m1	Coefficients m2	%RSD or R^2
66 Bromoform	0.17720	0.19823	0.21176	0.22951	0.23335	0.23650	AVRG		0.21443		10.89265
67 Isopropylbenzene	1.19742	1.30858	1.43939	1.52960	1.50887	1.52401	AVRG		1.41798		9.61991
68 1,1,2,2-Tetrachloroethane	0.69723	0.72013	0.74202	0.76582	0.75943	0.71585	AVRG		0.73341		3.65667
69 1,4-Dichloro-2-butene	8896	19371	57945	133256	271542	560636	WLINR	0.04945	0.18413		0.99899
70 1,2,3-Trichloropropane	0.21702	0.21841	0.22029	0.22756	0.22311	0.20843	AVRG		0.21914		2.94057
71 Bromobenzene	0.70474	0.71333	0.73981	0.77058	0.78422	0.75198	AVRG		0.74411		4.20166
72 n-Propylbenzene	0.62012	0.68145	0.77890	0.83545	0.84571	0.82136	AVRG		0.76383		12.11421
73 2-Chlorotoluene	0.61632	0.66545	0.71410	0.75987	0.76506	0.72235	AVRG		0.70719		8.09854
74 1,3,5-Trimethylbenzene	1.93924	2.13190	2.38864	2.54648	2.61850	2.50311	AVRG		2.35464		11.26509
75 4-Chlorotoluene	0.66695	0.69667	0.75008	0.78147	0.77721	0.74927	AVRG		0.73694		6.20363
76 tert-Butylbenzene	1.92118	2.05468	2.14586	2.24643	2.29850	2.20908	AVRG		2.14596		6.46399
77 1,2,4-Trimethylbenzene	2.10511	2.23088	2.52660	2.68887	2.70339	2.57942	AVRG		2.47238		10.03615
78 sec-Butylbenzene	2.56296	2.61343	3.03646	3.25899	3.26826	3.14927	AVRG		2.98156		10.61732
79 4-Isopropyltoluene	2.06954	2.27677	2.60890	2.80355	2.83000	2.71296	AVRG		2.55029		12.12654
80 1,3-Dichlorobenzene	1.48290	1.48864	1.53763	1.57387	1.56340	1.48401	AVRG		1.52174		2.74658
81 1,4-Dichlorobenzene	1.58884	1.60425	1.59369	1.63243	1.62344	1.52895	AVRG		1.59527		2.29419
82 n-Butylbenzene	1.92553	1.96165	2.26509	2.43628	2.48867	2.36819	AVRG		2.24090		10.81702
83 1,2-Dichlorobenzene	1.43945	1.38842	1.44226	1.49916	1.47560	1.37502	AVRG		1.43665		3.35101
84 1,2-Dibromo-3-chloropropane	0.12401	0.12110	0.12925	0.13388	0.13748	0.12993	AVRG		0.12927		4.68625
85 1,2,4-Trichlorobenzene	0.78105	0.79693	0.84266	0.88198	0.87018	0.73785	AVRG		0.81844		6.83741
86 Hexachlorobutadiene	0.36345	0.34328	0.35982	0.36912	0.35050	0.28055	AVRG		0.34445		9.47648
87 Naphthalene	1.59569	1.70230	1.92976	2.16304	2.11649	1.83555	AVRG		1.89047		11.88096

Report Date : 01-Aug-2008 11:49

STL Inc North Canton

INITIAL CALIBRATION DATA

Start Cal Date : 31-JUL-2008 12:40
End Cal Date : 31-JUL-2008 17:13
Quant Method : ISTD
Target Version : 4.14
Integrator : HP RTE
Method file : \\cansvr11\dd\chem\MSV\a3ux10.i\P80731A-IC.b\8260LLUX10.m
Last Edit : 01-Aug-2008 11:39 quayler

	Compound	5.0000 Level 1	10.0000 Level 2	25.0000 Level 3	50.0000 Level 4	100.0000 Level 5	200.0000 Level 6	Curve	Coefficients b	Coefficients m1	Coefficients m2	%RSD or R^2	
88	1,2,3-Trichlorobenzene	0.69350	0.74765	0.75500	0.79804	0.74833	0.59785	AVRG		0.72339		9.66398	
89	Ethyl Ether	0.22015	0.19478	0.19983	0.20677	0.20634	0.20385	AVRG		0.20529		4.17001	
90	Ethanol	+++++	+++++	+++++	+++++	+++++	+++++	AVRG		0.000e+000		0.000e+000	<-
91	3-Chloropropene	0.13884	0.12392	0.12183	0.13068	0.13969	0.14142	AVRG		0.13273		6.40918	
92	Isopropyl Ether	0.21359	0.19514	0.20390	0.20517	0.21566	0.22252	AVRG		0.20933		4.68204	
93	2-Chloro-1,3-butadiene	0.28761	0.27304	0.29286	0.28971	0.30044	0.30080	AVRG		0.29074		3.52015	
94	Propionitrile	0.03239	0.03308	0.03459	0.03407	0.03428	0.03251	AVRG		0.03349		2.83299	
95	Ethyl Acetate	0.19416	0.18707	0.17652	0.18050	0.18406	0.17985	AVRG		0.18369		3.42087	
96	Methacrylonitrile	0.13481	0.12180	0.13017	0.13412	0.13143	0.13042	AVRG		0.13046		3.56781	
97	Isobutanol	0.00903	0.00988	0.00994	0.01070	0.00999	0.00950	AVRG		0.00984		5.65735	<-
98	Cyclohexane	0.41335	0.43053	0.48085	0.50809	0.48204	0.49730	AVRG		0.46869		8.10491	
99	n-Butanol	0.00676	0.00732	0.00793	0.00825	0.00901	0.00851	AVRG		0.00796		10.27862	<-
100	Methyl Methacrylate	0.13523	0.14255	0.15052	0.15105	0.15523	0.15912	AVRG		0.14895		5.84390	
101	2-Nitropropane	0.03296	0.03443	0.03383	0.03591	0.03881	0.04009	AVRG		0.03600		7.95467	
102	Chloropicrin	+++++	+++++	+++++	+++++	+++++	+++++	AVRG		0.000e+000		0.000e+000	<-
103	Cyclohexanone	0.06313	0.06866	0.07098	0.07572	0.07464	0.06660	AVRG		0.06996		6.87748	
104	Pentachloroethane	+++++	+++++	+++++	+++++	+++++	+++++	AVRG		0.000e+000		0.000e+000	<-
105	Benzyl Chloride	+++++	+++++	+++++	+++++	+++++	+++++	AVRG		0.000e+000		0.000e+000	<-
134	Thiophene	+++++	+++++	+++++	+++++	+++++	+++++	AVRG		0.000e+000		0.000e+000	<-
135	Crotononitrile(1st Isomer)	+++++	+++++	+++++	+++++	+++++	+++++	AVRG		0.000e+000		0.000e+000	<-
136	Crotononitrile(2nd Isomer)	+++++	+++++	+++++	+++++	+++++	+++++	AVRG		0.000e+000		0.000e+000	<-
M 137	Total Crotononitrile	+++++	+++++	+++++	+++++	+++++	+++++	AVRG		0.000e+000		0.000e+000	<-

Report Date : 01-Aug-2008 11:49

STL Inc North Canton

INITIAL CALIBRATION DATA

Start Cal Date : 31-JUL-2008 12:40
End Cal Date : 31-JUL-2008 17:13
Quant Method : ISTD
Target Version : 4.14
Integrator : HP RTE
Method file : \\cansvr11\dd\chem\MSV\a3ux10.i\P80731A-IC.b\8260LLUX10.m
Last Edit : 01-Aug-2008 11:39 quayler

Compound	5.0000 Level 1	10.0000 Level 2	25.0000 Level 3	50.0000 Level 4	100.0000 Level 5	200.0000 Level 6	Curve	Coefficients b	Coefficients m1	Coefficients m2	%RSD or R^2	
138 Paraldehyde	+++++	+++++	+++++	+++++	+++++	+++++	AVRG		0.000e+000		0.000e+000	<-
139 3,3,5-Trimethylcyclohexanone	+++++	+++++	+++++	+++++	+++++	+++++	AVRG		0.000e+000		0.000e+000	<-
140 1-Chlorohexane	+++++	+++++	+++++	+++++	+++++	+++++	AVRG		0.000e+000		0.000e+000	<-
141 1,3,5-Trichlorobenzene	0.90928	0.86094	0.94456	0.96741	0.95512	0.84871	AVRG		0.91434		5.48552	
143 Methyl Acetate	0.18004	0.18103	0.18007	0.18341	0.18357	0.17699	AVRG		0.18085		1.35712	
144 Methylcyclohexane	0.40858	0.41324	0.46551	0.50333	0.47813	0.49719	AVRG		0.46100		8.91454	
145 Dimethoxymethane	+++++	+++++	+++++	+++++	+++++	+++++	AVRG		0.000e+000		0.000e+000	<-
146 2-Methylnaphthalene	73548	175943	514246	1185223	2597657	+++++	WLINR	0.10035	0.85459		0.99680	
147 Tetrahydrothiophene	+++++	+++++	+++++	+++++	+++++	+++++	AVRG		0.000e+000		0.000e+000	<-
148 1,4-Dichlorobutane	+++++	+++++	+++++	+++++	+++++	+++++	AVRG		0.000e+000		0.000e+000	<-
149 Vinyl Acetate-86	3942	8982	33704	62883	144538	278716	WLINR	0.05201	0.04415		0.99835	
150 1,3-Butadiene	+++++	+++++	+++++	+++++	+++++	+++++	AVRG		0.000e+000		0.000e+000	<-
151 Ethyl Acrylate	+++++	+++++	+++++	+++++	+++++	+++++	AVRG		0.000e+000		0.000e+000	<-
152 n-Heptane	+++++	+++++	+++++	+++++	+++++	+++++	AVRG		0.000e+000		0.000e+000	<-
153 t-Butyl ethyl ether	0.66054	0.62889	0.64003	0.64072	0.69103	0.71359	AVRG		0.66247		5.02349	
154 t-Amyl methyl ether	0.55457	0.53880	0.56811	0.59063	0.63371	0.65263	AVRG		0.58974		7.65437	
155 1,2,3-Trimethylbenzene	2.14768	2.07703	2.22985	2.38075	2.45221	2.49761	AVRG		2.29752		7.45121	
$ 4 Dibromofluoromethane	0.21012	0.21172	0.20624	0.20787	0.21127	0.20686	AVRG		0.20901		1.11730	
$ 5 1,2-Dichloroethane-d4	0.23899	0.25595	0.23168	0.24189	0.23474	0.22904	AVRG		0.23872		4.04484	
$ 6 Toluene-d8	1.02184	1.06148	1.08863	1.11901	1.12517	1.14135	AVRG		1.09291		4.11744	
$ 7 Bromofluorobenzene	0.42635	0.44780	0.47089	0.47798	0.46642	0.46476	AVRG		0.45903		4.11192	

Report Date : 01-Aug-2008 11:49

STL Inc North Canton

INITIAL CALIBRATION DATA

Start Cal Date : 31-JUL-2008 12:40
End Cal Date : 31-JUL-2008 17:13
Quant Method : ISTD
Target Version : 4.14
Integrator : HP RTE
Method file : \\cansvr11\dd\chem\MSV\a3ux10.i\P80731A-IC.b\8260LLUX10.m
Last Edit : 01-Aug-2008 11:39 quayler

Curve	Formula	Units
Averaged	Amt = Rsp/ml	Response
Wt Linear	Amt = b + Rsp/ml	Response

5A

VOLATILE ORGANIC GC/MS TUNING AND MASS CALIBRATION - BROMOFLUOROBENZENE (BFB)

Lab Name: NORTH CANTON Contract:

Lab Code: TALCAN Case No.: SAS No.: SDG No.: 8H07118

Lab File ID: BFB2990 BFB Injection Date: 08/14/08

Instrument ID: A3UX10 BFB Injection Time: 1054

Matrix: (soil/water) WATER Level: (low/med) LOW Column: (pack/cap) CAP

m/e	ION ABUNDANCE CRITERIA	% RELATIVE ABUNDANCE
50	15.0 - 40.0% of mass 95	16.4
75	30.0 - 60.0% of mass 95	46.7
95	Base Peak, 100% relative abundance	100.0
96	5.0 - 9.0% of mass 95	6.7
173	Less than 2.0% of mass 174	0.0 (0.0)1
174	50.0 - 100.0% of mass 95	90.0
175	5.0 - 9.0% of mass 174	6.1 (6.8)1
176	Greater than 95.0%, but less than 101.0% of mass 174	87.0 (96.8)1
177	5.0 - 9.0% of mass 176	5.9 (6.8)2

1-Value is % of mass 174 2-Value is % of mass 176

THIS TUNE APPLIES TO THE FOLLOWING SAMPLES, MS, MSD, BLANKS, AND STANDARDS:

	EPA SAMPLE NO.	LAB SAMPLE ID	LAB FILE ID	DATE ANALYZED	TIME ANALYZED
01	VSTD010	50NG-CC	UXX4729	08/14/08	1120
02	VSTD010	50NG-A9CC	UXX4730	08/14/08	1142
03	KVDX3-CHK	KVDX31AC	UXX4731	08/14/08	1204
04	KVDX3-CKDUP	KVDX31AD	UXX4732	08/14/08	1226
05	KVDX3-BLK	KVDX31AA	UXX4734	08/14/08	1347
06	MSA-MW15D-08	KTQJ51CM	UXX4735	08/14/08	1411
07	MSA-MW20S-08	KTQJ61CM	UXX4736	08/14/08	1433
08	MSA-MW20I-08	KTQJ71CM	UXX4737	08/14/08	1454
09	MSA-MW15I-08	KTQJ81CM	UXX4738	08/14/08	1516
10	MSA-MW15S-08	KTQJ91CM	UXX4739	08/14/08	1538
11	MSA-MW20S-08	KTQJ61CN	UXX4740	08/14/08	1600
12	MSA-MW20S-08	KTQJ61CP	UXX4741	08/14/08	1621
13	TB-080608	KTQJ31AA	UXX4742	08/14/08	1643
14	MSA-MW20D-08	KTQKA1CM	UXX4743	08/14/08	1704
15					
16					
17					
18					
19					
20					
21					
22					

Data File: \\cansvr11\dd\chem\MSV\a3ux10.i\P80814A.b\UXX4729.D
Report Date: 14-Aug-2008 15:29

STL Inc North Canton

CONTINUING CALIBRATION COMPOUNDS

Instrument ID: a3ux10.i Injection Date: 14-AUG-2008 11:20
Lab File ID: UXX4729.D Init. Cal. Date(s): 31-JUL-2008 01-AUG-2008
Analysis Type: WATER Init. Cal. Times: 12:40 02:50
Lab Sample ID: 50NG-CC Quant Type: ISTD
Method: \\cansvr11\dd\chem\MSV\a3ux10.i\P80814A.b\8260LLUX10.m

			CCAL	MIN		MAX	
COMPOUND	RRF / AMOUNT	RF50	RRF50	RRF	%D / %DRIFT	%D / %DRIFT	CURVE TYPE
$ 4 Dibromofluoromethane	0.20901	0.19099	0.19099	0.010	8.62219	50.00000	Averaged
$ 5 1,2-Dichloroethane-d4	0.23872	0.22508	0.22508	0.010	5.71137	50.00000	Averaged
$ 6 Toluene-d8	1.09291	1.08237	1.08237	0.010	0.96442	50.00000	Averaged
$ 7 Bromofluorobenzene	0.45903	0.43564	0.43564	0.010	5.09701	50.00000	Averaged
8 Dichlorodifluoromethane	0.23119	0.22675	0.22675	0.010	1.92145	50.00000	Averaged
9 Chloromethane	0.32732	0.28137	0.28137	0.100	14.03858	50.00000	Averaged
10 Vinyl Chloride	0.32093	0.30050	0.30050	0.010	6.36527	20.00000	Averaged
11 Bromomethane	0.16749	0.15539	0.15539	0.010	7.22579	50.00000	Averaged
12 Chloroethane	0.19706	0.18692	0.18692	0.010	5.14570	50.00000	Averaged
13 Trichlorofluoromethane	0.26778	0.26579	0.26579	0.010	0.74528	50.00000	Averaged
15 Acrolein	0.03560	0.02475	0.02475	0.010	30.46417	50.00000	Averaged
16 Acetone	100	107	0.08539	0.010	-7.14694	0.000e+000	Wt Linear
17 1,1-Dichloroethene	0.25119	0.23022	0.23022	0.010	8.34739	20.00000	Averaged
18 Freon-113	0.18736	0.18311	0.18311	0.010	2.26599	50.00000	Averaged
19 Iodomethane	0.39968	0.36378	0.36378	0.010	8.98260	50.00000	Averaged
20 Carbon Disulfide	0.74272	0.67676	0.67676	0.010	8.88112	50.00000	Averaged
21 Methylene Chloride	0.31803	0.29041	0.29041	0.010	8.68299	50.00000	Averaged
22 Acetonitrile	0.03238	0.03072	0.03072	0.010	5.12351	50.00000	Averaged
23 Acrylonitrile	0.09548	0.10493	0.10493	0.010	-9.90303	50.00000	Averaged
24 Methyl tert-butyl ether	0.68822	0.66922	0.66922	0.010	2.76050	50.00000	Averaged
25 trans-1,2-Dichloroethene	0.28576	0.27302	0.27302	0.010	4.45867	50.00000	Averaged
26 Hexane	0.05268	0.05570	0.05570	0.010	-5.72796	20.00000	Averaged
27 Vinyl acetate	0.33591	0.32316	0.32316	0.010	3.79456	50.00000	Averaged
28 1,1-Dichloroethane	0.45646	0.44609	0.44609	0.100	2.27180	50.00000	Averaged
29 tert-Butyl Alcohol	0.01903	0.01806	0.01806	0.010	5.10687	50.00000	Averaged
30 2-Butanone	0.09910	0.13802	0.13802	0.010	-39.27853	50.00000	Averaged
M 31 1,2-Dichloroethene (total)	0.28406	0.27026	0.27026	0.010	4.85830	50.00000	Averaged
32 cis-1,2-dichloroethene	0.28236	0.26750	0.26750	0.010	5.26275	50.00000	Averaged
33 2,2-Dichloropropane	0.30260	0.30250	0.30250	0.010	0.03273	50.00000	Averaged
34 Bromochloromethane	0.13890	0.13465	0.13465	0.010	3.05329	50.00000	Averaged
35 Chloroform	0.42769	0.43055	0.43055	0.010	-0.66764	20.00000	Averaged
36 Tetrahydrofuran	0.06687	0.12985	0.12985	0.010	-94.19151	50.00000	Averaged <-
37 1,1,1-Trichloroethane	0.35955	0.36679	0.36679	0.010	-2.01433	50.00000	Averaged
38 1,1-Dichloropropene	0.32231	0.32858	0.32858	0.010	-1.94741	50.00000	Averaged
39 Carbon Tetrachloride	0.31378	0.32898	0.32898	0.010	-4.84504	50.00000	Averaged
40 1,2-Dichloroethane	0.31424	0.32853	0.32853	0.010	-4.54654	50.00000	Averaged
41 Benzene	1.08430	1.03896	1.03896	0.010	4.18111	50.00000	Averaged
42 Trichloroethene	0.27464	0.26534	0.26534	0.010	3.38609	50.00000	Averaged
43 1,2-Dichloropropane	0.24953	0.25409	0.25409	0.010	-1.82638	20.00000	Averaged
44 1,4-Dioxane	0.00249	0.00231	0.00231	0.010	7.42054	50.00000	Averaged <-
45 Dibromomethane	0.14424	0.14571	0.14571	0.010	-1.01373	50.00000	Averaged
46 Bromodichloromethane	0.29410	0.31053	0.31053	0.010	-5.58750	50.00000	Averaged
47 2-Chloroethyl vinyl ether	0.12016	0.12170	0.12170	0.010	-1.28282	50.00000	Averaged

Data File: \\cansvr11\dd\chem\MSV\a3ux10.i\P80814A.b\UXX4729.D
Report Date: 14-Aug-2008 15:29

STL Inc North Canton

CONTINUING CALIBRATION COMPOUNDS

Instrument ID: a3ux10.i Injection Date: 14-AUG-2008 11:20
Lab File ID: UXX4729.D Init. Cal. Date(s): 31-JUL-2008 01-AUG-2008
Analysis Type: WATER Init. Cal. Times: 12:40 02:50
Lab Sample ID: 50NG-CC Quant Type: ISTD
Method: \\cansvr11\dd\chem\MSV\a3ux10.i\P80814A.b\8260LLUX10.m

			CCAL	MIN		MAX	
COMPOUND	RRF / AMOUNT	RF50	RRF50	RRF	%D / %DRIFT	%D / %DRIFT	CURVE TYPE
48 cis-1,3-Dichloropropene	0.36129	0.35509	0.35509	0.010	1.71719	50.00000	Averaged
49 4-Methyl-2-pentanone	0.18812	0.18984	0.18984	0.010	-0.91330	50.00000	Averaged
50 Toluene	1.42894	1.48296	1.48296	0.010	-3.78074	20.00000	Averaged
51 trans-1,3-Dichloropropene	0.41559	0.44014	0.44014	0.010	-5.90835	50.00000	Averaged
52 Ethyl Methacrylate	50.00000	46.88413	0.32835	0.010	6.23175	0.000e+000	Wt Linear
53 1,1,2-Trichloroethane	0.29305	0.29413	0.29413	0.010	-0.37057	50.00000	Averaged
54 1,3-Dichloropropane	0.51135	0.52997	0.52997	0.010	-3.64193	50.00000	Averaged
55 Tetrachloroethene	0.29717	0.30521	0.30521	0.010	-2.70425	50.00000	Averaged
56 2-Hexanone	0.15585	0.16077	0.16077	0.010	-3.15727	50.00000	Averaged
57 Dibromochloromethane	0.29513	0.30977	0.30977	0.010	-4.96284	50.00000	Averaged
58 1,2-Dibromoethane	0.29107	0.28991	0.28991	0.010	0.39730	50.00000	Averaged
59 Chlorobenzene	0.98839	0.96413	0.96413	0.300	2.45425	50.00000	Averaged
60 1,1,1,2-Tetrachloroethane	0.35423	0.36753	0.36753	0.010	-3.75426	50.00000	Averaged
61 Ethylbenzene	0.50002	0.49750	0.49750	0.010	0.50379	20.00000	Averaged
62 m + p-Xylene	0.63973	0.65000	0.65000	0.010	-1.60518	50.00000	Averaged
M 63 Xylenes (total)	0.64394	0.64870	0.64870	0.010	-0.73882	50.00000	Averaged
64 Xylene-o	0.65236	0.64609	0.64609	0.010	0.96034	50.00000	Averaged
65 Styrene	1.08257	1.10113	1.10113	0.010	-1.71402	50.00000	Averaged
66 Bromoform	0.21443	0.21546	0.21546	0.100	-0.48227	50.00000	Averaged
67 Isopropylbenzene	1.41798	1.45722	1.45722	0.010	-2.76761	50.00000	Averaged
68 1,1,2,2-Tetrachloroethane	0.73341	0.70403	0.70403	0.300	4.00599	50.00000	Averaged
69 1,4-Dichloro-2-butene	50.00000	41.22307	0.14270	0.010	17.55386	0.000e+000	Wt Linear
70 1,2,3-Trichloropropane	0.21914	0.20436	0.20436	0.010	6.74308	50.00000	Averaged
71 Bromobenzene	0.74411	0.70069	0.70069	0.010	5.83516	50.00000	Averaged
72 n-Propylbenzene	0.76383	0.73896	0.73896	0.010	3.25579	50.00000	Averaged
73 2-Chlorotoluene	0.70719	0.67716	0.67716	0.010	4.24724	50.00000	Averaged
74 1,3,5-Trimethylbenzene	2.35464	2.35767	2.35767	0.010	-0.12829	50.00000	Averaged
75 4-Chlorotoluene	0.73694	0.69143	0.69143	0.010	6.17590	50.00000	Averaged
76 tert-Butylbenzene	2.14596	2.05499	2.05499	0.010	4.23896	50.00000	Averaged
77 1,2,4-Trimethylbenzene	2.47238	2.49231	2.49231	0.010	-0.80618	50.00000	Averaged
78 sec-Butylbenzene	2.98156	2.99059	2.99059	0.010	-0.30271	50.00000	Averaged
79 4-Isopropyltoluene	2.55029	2.57676	2.57676	0.010	-1.03816	50.00000	Averaged
80 1,3-Dichlorobenzene	1.52174	1.46381	1.46381	0.010	3.80657	50.00000	Averaged
81 1,4-Dichlorobenzene	1.59527	1.53040	1.53040	0.010	4.06604	50.00000	Averaged
82 n-Butylbenzene	2.24090	2.27031	2.27031	0.010	-1.31223	50.00000	Averaged
83 1,2-Dichlorobenzene	1.43665	1.42776	1.42776	0.010	0.61892	50.00000	Averaged
84 1,2-Dibromo-3-chloropropane	0.12927	0.12514	0.12514	0.010	3.20085	50.00000	Averaged
85 1,2,4-Trichlorobenzene	0.81844	0.84116	0.84116	0.010	-2.77607	50.00000	Averaged
86 Hexachlorobutadiene	0.34445	0.35642	0.35642	0.010	-3.47379	50.00000	Averaged
87 Naphthalene	1.89047	2.03801	2.03801	0.010	-7.80424	50.00000	Averaged
88 1,2,3-Trichlorobenzene	0.72339	0.77236	0.77236	0.010	-6.76960	50.00000	Averaged
98 Cyclohexane	0.46869	0.46751	0.46751	0.010	0.25141	50.00000	Averaged
143 Methyl Acetate	0.18085	0.18658	0.18658	0.010	-3.16559	50.00000	Averaged

Data File: \\cansvr11\dd\chem\MSV\a3ux10.i\P80814A.b\UXX4729.D
Report Date: 14-Aug-2008 15:29

STL Inc North Canton

CONTINUING CALIBRATION COMPOUNDS

Instrument ID: a3ux10.i Injection Date: 14-AUG-2008 11:20
Lab File ID: UXX4729.D Init. Cal. Date(s): 31-JUL-2008 01-AUG-2008
Analysis Type: WATER Init. Cal. Times: 12:40 02:50
Lab Sample ID: 50NG-CC Quant Type: ISTD
Method: \\cansvr11\dd\chem\MSV\a3ux10.i\P80814A.b\8260LLUX10.m

COMPOUND	RRF / AMOUNT	RF50	CCAL RRF50	MIN RRF	%D / %DRIFT	MAX %D / %DRIFT	CURVE TYPE
144 Methylcyclohexane	0.46100	0.46867	0.46867	0.010	-1.66527	50.00000	Averaged
141 1,3,5-Trichlorobenzene	0.91434	0.91631	0.91631	0.010	-0.21560	50.00000	Averaged
149 Vinyl Acetate-86	50.00000	41.60802	0.03445	0.010	16.78396	0.000e+000	Wt Linear

Data File: \\cansvr11\dd\chem\MSV\a3ux10.i\P80814A.b\UXX4730.D
Report Date: 14-Aug-2008 11:58

TestAmerica North Canton

CONTINUING CALIBRATION COMPOUNDS

Instrument ID: a3ux10.i Injection Date: 14-AUG-2008 11:42
Lab File ID: UXX4730.D Init. Cal. Date(s): 31-JUL-2008 01-AUG-2008
Analysis Type: WATER Init. Cal. Times: 12:40 02:50
Lab Sample ID: 50NG-A9CC Quant Type: ISTD
Method: \\cansvr11\dd\chem\MSV\a3ux10.i\P80814A.b\8260LLUX10.m

COMPOUND	RRF / AMOUNT	RF50	CCAL RRF50	MIN RRF	%D / %DRIFT	MAX %D / %DRIFT	CURVE TYPE	
14 Dichlorofluoromethane	0.41854	0.39548	0.39548	0.010	5.50831	50.00000	Averaged	
89 Ethyl Ether	0.20529	0.18700	0.18700	0.010	8.90921	50.00000	Averaged	
91 3-Chloropropene	0.13273	0.12290	0.12290	0.010	7.40690	50.00000	Averaged	
92 Isopropyl Ether	0.20933	0.19711	0.19711	0.010	5.83787	50.00000	Averaged	
93 2-Chloro-1,3-butadiene	0.29074	0.28964	0.28964	0.010	0.37870	50.00000	Averaged	
94 Propionitrile	0.03349	0.03198	0.03198	0.010	4.49662	50.00000	Averaged	
95 Ethyl Acetate	0.18369	0.18285	0.18285	0.010	0.45876	50.00000	Averaged	
96 Methacrylonitrile	0.13046	0.13406	0.13406	0.010	-2.75982	50.00000	Averaged	
97 Isobutanol	0.00984	0.00971	0.00971	0.010	1.37422	50.00000	Averaged	<-
99 n-Butanol	0.00796	0.00789	0.00789	0.010	0.88040	50.00000	Averaged	<-
100 Methyl Methacrylate	0.14895	0.14395	0.14395	0.010	3.35843	50.00000	Averaged	
101 2-Nitropropane	0.03600	0.04122	0.04122	0.010	-14.49520	50.00000	Averaged	
103 Cyclohexanone	0.06996	0.07186	0.07186	0.010	-2.71541	50.00000	Averaged	
146 2-Methylnaphthalene	100	88.78206	0.71584	0.010	11.21794	0.000e+000	Wt Linear	
153 t-Butyl ethyl ether	0.66247	0.62229	0.62229	0.010	6.06504	50.00000	Averaged	
154 t-Amyl methyl ether	0.58974	0.55727	0.55727	0.010	5.50638	50.00000	Averaged	
155 1,2,3-Trimethylbenzene	2.29752	2.25349	2.25349	0.010	1.91666	50.00000	Averaged	

5A
VOLATILE ORGANIC GC/MS TUNING AND MASS
CALIBRATION - BROMOFLUOROBENZENE (BFB)

Lab Name: NORTH CANTON Contract:

Lab Code: TALCAN Case No.: SAS No.: SDG No.: 8H07118

Lab File ID: BFB2991 BFB Injection Date: 08/15/08

Instrument ID: A3UX10 BFB Injection Time: 0937

Matrix: (soil/water) WATER Level: (low/med) LOW Column: (pack/cap) CAP

m/e	ION ABUNDANCE CRITERIA	% RELATIVE ABUNDANCE
50	15.0 - 40.0% of mass 95	17.1
75	30.0 - 60.0% of mass 95	46.4
95	Base Peak, 100% relative abundance	100.0
96	5.0 - 9.0% of mass 95	6.9
173	Less than 2.0% of mass 174	0.3 (0.4)1
174	50.0 - 100.0% of mass 95	83.3
175	5.0 - 9.0% of mass 174	5.9 (7.1)1
176	Greater than 95.0%, but less than 101.0% of mass 174	82.3 (98.8)1
177	5.0 - 9.0% of mass 176	5.4 (6.6)2

1-Value is % of mass 174 2-Value is % of mass 176

THIS TUNE APPLIES TO THE FOLLOWING SAMPLES, MS, MSD, BLANKS, AND STANDARDS:

	EPA SAMPLE NO.	LAB SAMPLE ID	LAB FILE ID	DATE ANALYZED	TIME ANALYZED
01	VSTD010	50NG-CC	UXX4745	08/15/08	1024
02	VSTD010	50NG-A9CC	UXX4746	08/15/08	1045
03	KVCEK-CHK	KVCEK1AC	UXX4747	08/15/08	1107
04	KVCEK-CKDUP	KVCEK1AD	UXX4748	08/15/08	1128
05	KVCEK-BLK	KVCEK1AA	UXX4749	08/15/08	1150
06	TB-080708	KTTHN1AA	UXX4750	08/15/08	1211
07	MSA-MW26S-08	KTTHP1CM	UXX4751	08/15/08	1233
08	MSA-MW19I-08	KTTHQ1CM	UXX4752	08/15/08	1254
09	MSA-MW26D-08	KTTHR1CM	UXX4753	08/15/08	1316
10	MSA-MW19D-08	KTTHT1CM	UXX4754	08/15/08	1338
11	MSA-MW26I-08	KTTHV1CM	UXX4755	08/15/08	1359
12	TB-080808	KTWQ71AA	UXX4756	08/15/08	1421
13	DMW-21I-0808	KTWQ81CM	UXX4757	08/15/08	1443
14	DMW-28I-0808	KTWQ91CM	UXX4758	08/15/08	1505
15	DMW-21D-0808	KTWRA1CM	UXX4759	08/15/08	1527
16	DMW-27DEEP-0	KTWRC1CM	UXX4760	08/15/08	1548
17	DMW-10S-0808	KTWRD1CM	UXX4761	08/15/08	1609
18	DMW-29DEEP-0	KTWRE1CM	UXX4762	08/15/08	1631
19					
20					
21					
22					

Data File: \\cansvr11\dd\chem\MSV\a3ux10.i\P80815A.b\UXX4745.D
Report Date: 15-Aug-2008 11:03

TestAmerica North Canton

CONTINUING CALIBRATION COMPOUNDS

Instrument ID: a3ux10.i Injection Date: 15-AUG-2008 10:24
Lab File ID: UXX4745.D Init. Cal. Date(s): 31-JUL-2008 01-AUG-2008
Analysis Type: WATER Init. Cal. Times: 12:40 02:50
Lab Sample ID: 50NG-CC Quant Type: ISTD
Method: \\cansvr11\dd\chem\MSV\a3ux10.i\P80815A.b\8260LLUX10.m

COMPOUND	RRF / AMOUNT	RF50	CCAL RRF50	MIN RRF	%D / %DRIFT	MAX %D / %DRIFT	CURVE TYPE	
$ 4 Dibromofluoromethane	0.20901	0.19141	0.19141	0.010	8.41963	50.00000	Averaged	
$ 5 1,2-Dichloroethane-d4	0.23872	0.22902	0.22902	0.010	4.06067	50.00000	Averaged	
$ 6 Toluene-d8	1.09291	1.07548	1.07548	0.010	1.59509	50.00000	Averaged	
$ 7 Bromofluorobenzene	0.45903	0.44532	0.44532	0.010	2.98733	50.00000	Averaged	
8 Dichlorodifluoromethane	0.23119	0.19617	0.19617	0.010	15.14650	50.00000	Averaged	
9 Chloromethane	0.32732	0.26057	0.26057	0.100	20.39258	50.00000	Averaged	
10 Vinyl Chloride	0.32093	0.27922	0.27922	0.010	12.99410	20.00000	Averaged	
11 Bromomethane	0.16749	0.14224	0.14224	0.010	15.07299	50.00000	Averaged	
12 Chloroethane	0.19706	0.17687	0.17687	0.010	10.24646	50.00000	Averaged	
13 Trichlorofluoromethane	0.26778	0.27174	0.27174	0.010	-1.47819	50.00000	Averaged	
15 Acrolein	0.03560	0.02216	0.02216	0.010	37.73249	50.00000	Averaged	
16 Acetone	100	100	0.08020	0.010	-0.17290	0.000e+000	Wt Linear	
17 1,1-Dichloroethene	0.25119	0.24331	0.24331	0.010	3.13891	20.00000	Averaged	
18 Freon-113	0.18736	0.19118	0.19118	0.010	-2.04056	50.00000	Averaged	
19 Iodomethane	0.39968	0.36804	0.36804	0.010	7.91661	50.00000	Averaged	
20 Carbon Disulfide	0.74272	0.70499	0.70499	0.010	5.07983	50.00000	Averaged	
21 Methylene Chloride	0.31803	0.30338	0.30338	0.010	4.60763	50.00000	Averaged	
22 Acetonitrile	0.03238	0.03028	0.03028	0.010	6.46870	50.00000	Averaged	
23 Acrylonitrile	0.09548	0.09263	0.09263	0.010	2.98437	50.00000	Averaged	
24 Methyl tert-butyl ether	0.68822	0.68383	0.68383	0.010	0.63781	50.00000	Averaged	
25 trans-1,2-Dichloroethene	0.28576	0.27432	0.27432	0.010	4.00607	50.00000	Averaged	
26 Hexane	0.05268	0.05662	0.05662	0.010	-7.47188	20.00000	Averaged	
27 Vinyl acetate	0.33591	0.29096	0.29096	0.010	13.38131	50.00000	Averaged	
28 1,1-Dichloroethane	0.45646	0.45393	0.45393	0.100	0.55515	50.00000	Averaged	
29 tert-Butyl Alcohol	0.01903	0.01831	0.01831	0.010	3.79513	50.00000	Averaged	
30 2-Butanone	0.09910	0.10135	0.10135	0.010	-2.27257	50.00000	Averaged	
M 31 1,2-Dichlorcethene (total)	0.28406	0.27472	0.27472	0.010	3.28966	50.00000	Averaged	
32 cis-1,2-dichloroethene	0.28236	0.27512	0.27512	0.010	2.56462	50.00000	Averaged	
33 2,2-Dichloropropane	0.30260	0.31559	0.31559	0.010	-4.29317	50.00000	Averaged	
34 Bromochloromethane	0.13890	0.14046	0.14046	0.010	-1.12909	50.00000	Averaged	
35 Chloroform	0.42769	0.44260	0.44260	0.010	-3.48566	20.00000	Averaged	
36 Tetrahydrofuran	0.06687	0.08269	0.08269	0.010	-23.66452	50.00000	Averaged	
37 1,1,1-Trichloroethane	0.35955	0.37948	0.37948	0.010	-5.54193	50.00000	Averaged	
38 1,1-Dichloropropene	0.32231	0.33556	0.33556	0.010	-4.11297	50.00000	Averaged	
39 Carbon Tetrachloride	0.31378	0.34292	0.34292	0.010	-9.28828	50.00000	Averaged	
40 1,2-Dichloroethane	0.31424	0.34228	0.34228	0.010	-8.92438	50.00000	Averaged	
41 Benzene	1.08430	1.07357	1.07357	0.010	0.98910	50.00000	Averaged	
42 Trichloroethene	0.27464	0.28072	0.28072	0.010	-2.21393	50.00000	Averaged	
43 1,2-Dichloropropane	0.24953	0.25515	0.25515	0.010	-2.25208	20.00000	Averaged	
44 1,4-Dioxane	0.00249	0.00239	0.00239	0.010	4.26953	50.00000	Averaged	<-
45 Dibromomethane	0.14424	0.14997	0.14997	0.010	-3.97035	50.00000	Averaged	
46 Bromodichloromethane	0.29410	0.31795	0.31795	0.010	-8.11090	50.00000	Averaged	
47 2-Chloroethyl vinyl ether	0.12016	0.11663	0.11663	0.010	2.93053	50.00000	Averaged	

Data File: \\cansvr11\dd\chem\MSV\a3ux10.i\P80815A.b\UXX4745.D
Report Date: 15-Aug-2008 11:03

TestAmerica North Canton

CONTINUING CALIBRATION COMPOUNDS

Instrument ID: a3ux10.i Injection Date: 15-AUG-2008 10:24
Lab File ID: UXX4745.D Init. Cal. Date(s): 31-JUL-2008 01-AUG-2008
Analysis Type: WATER Init. Cal. Times: 12:40 02:50
Lab Sample ID: 50NG-CC Quant Type: ISTD
Method: \\cansvr11\dd\chem\MSV\a3ux10.i\P80815A.b\8260LLUX10.m

COMPOUND	RRF / AMOUNT	RF50	CCAL RRF50	MIN RRF	%D / %DRIFT	MAX %D / %DRIFT	CURVE TYPE
48 cis-1,3-Dichloropropene	0.36129	0.37436	0.37436	0.010	-3.61598	50.00000	Averaged
49 4-Methyl-2-pentanone	0.18812	0.19079	0.19079	0.010	-1.41723	50.00000	Averaged
50 Toluene	1.42894	1.51091	1.51091	0.010	-5.73677	20.00000	Averaged
51 trans-1,3-Dichloropropene	0.41559	0.44827	0.44827	0.010	-7.86333	50.00000	Averaged
52 Ethyl Methacrylate	50.00000	48.58792	0.34082	0.010	2.82415	0.000e+000	Wt Linear
53 1,1,2-Trichloroethane	0.29305	0.30199	0.30199	0.010	-3.05211	50.00000	Averaged
54 1,3-Dichloropropane	0.51135	0.52733	0.52733	0.010	-3.12433	50.00000	Averaged
55 Tetrachloroethene	0.29717	0.31419	0.31419	0.010	-5.72516	50.00000	Averaged
56 2-Hexanone	0.15585	0.15699	0.15699	0.010	-0.73299	50.00000	Averaged
57 Dibromochloromethane	0.29513	0.31735	0.31735	0.010	-7.52984	50.00000	Averaged
58 1,2-Dibromoethane	0.29107	0.29404	0.29404	0.010	-1.02074	50.00000	Averaged
59 Chlorobenzene	0.98839	0.98147	0.98147	0.300	0.70052	50.00000	Averaged
60 1,1,1,2-Tetrachloroethane	0.35423	0.36996	0.36996	0.010	-4.43830	50.00000	Averaged
61 Ethylbenzene	0.50002	0.51624	0.51624	0.010	-3.24419	20.00000	Averaged
62 m + p-Xylene	0.63973	0.66485	0.66485	0.010	-3.92598	50.00000	Averaged
M 63 Xylenes (total)	0.64394	0.66931	0.66931	0.010	-3.93965	50.00000	Averaged
64 Xylene-o	0.65236	0.67823	0.67823	0.010	-3.96647	50.00000	Averaged
65 Styrene	1.08257	1.12899	1.12899	0.010	-4.28773	50.00000	Averaged
66 Bromoform	0.21443	0.22431	0.22431	0.100	-4.60807	50.00000	Averaged
67 Isopropylbenzene	1.41798	1.48979	1.48979	0.010	-5.06428	50.00000	Averaged
68 1,1,2,2-Tetrachloroethane	0.73341	0.70255	0.70255	0.300	4.20859	50.00000	Averaged
69 1,4-Dichloro-2-butene	50.00000	41.78664	0.14478	0.010	16.42673	0.000e+000	Wt Linear
70 1,2,3-Trichloropropane	0.21914	0.20752	0.20752	0.010	5.30117	50.00000	Averaged
71 Bromobenzene	0.74411	0.69703	0.69703	0.010	6.32731	50.00000	Averaged
72 n-Propylbenzene	0.76383	0.76146	0.76146	0.010	0.30998	50.00000	Averaged
73 2-Chlorotoluene	0.70719	0.68258	0.68258	0.010	3.48035	50.00000	Averaged
74 1,3,5-Trimethylbenzene	2.35464	2.38482	2.38482	0.010	-1.28131	50.00000	Averaged
75 4-Chlorotoluene	0.73694	0.69517	0.69517	0.010	5.66809	50.00000	Averaged
76 tert-Butylbenzene	2.14596	2.13888	2.13888	0.010	0.32962	50.00000	Averaged
77 1,2,4-Trimethylbenzene	2.47238	2.49773	2.49773	0.010	-1.02522	50.00000	Averaged
78 sec-Butylbenzene	2.98156	3.03595	3.03595	0.010	-1.82410	50.00000	Averaged
79 4-Isopropyltoluene	2.55029	2.61693	2.61693	0.010	-2.61305	50.00000	Averaged
80 1,3-Dichlorobenzene	1.52174	1.45922	1.45922	0.010	4.10853	50.00000	Averaged
81 1,4-Dichlorobenzene	1.59527	1.52442	1.52442	0.010	4.44104	50.00000	Averaged
82 n-Butylbenzene	2.24090	2.32426	2.32426	0.010	-3.71972	50.00000	Averaged
83 1,2-Dichlorobenzene	1.43665	1.44634	1.44634	0.010	-0.67416	50.00000	Averaged
84 1,2-Dibromo-3-chloropropane	0.12927	0.12821	0.12821	0.010	0.81891	50.00000	Averaged
85 1,2,4-Trichlorobenzene	0.81844	0.86350	0.86350	0.010	-5.50562	50.00000	Averaged
86 Hexachlorobutadiene	0.34445	0.36855	0.36855	0.010	-6.99547	50.00000	Averaged
87 Naphthalene	1.89047	2.07333	2.07333	0.010	-9.67278	50.00000	Averaged
88 1,2,3-Trichlorobenzene	0.72339	0.79928	0.79928	0.010	-10.49112	50.00000	Averaged
98 Cyclohexane	0.46869	0.49074	0.49074	0.010	-4.70350	50.00000	Averaged
143 Methyl Acetate	0.18085	0.18806	0.18806	0.010	-3.98557	50.00000	Averaged

Data File: \\cansvr11\dd\chem\MSV\a3ux10.i\P80815A.b\UXX4745.D
Report Date: 15-Aug-2008 11:03

TestAmerica North Canton

CONTINUING CALIBRATION COMPOUNDS

Instrument ID: a3ux10.i Injection Date: 15-AUG-2008 10:24
Lab File ID: UXX4745.D Init. Cal. Date(s): 31-JUL-2008 01-AUG-2008
Analysis Type: WATER Init. Cal. Times: 12:40 02:50
Lab Sample ID: 50NG-CC Quant Type: ISTD
Method: \\cansvr11\dd\chem\MSV\a3ux10.i\P80815A.b\8260LLUX10.m

COMPOUND	RRF / AMOUNT	RF50	CCAL RRF50	MIN RRF	%D / %DRIFT	MAX %D / %DRIFT	CURVE TYPE
144 Methylcyclohexane	0.46100	0.48946	0.48946	0.010	-6.17377	50.00000	Averaged
141 1,3,5-Trichlorobenzene	0.91434	0.93985	0.93985	0.010	-2.79012	50.00000	Averaged
149 Vinyl Acetate-86	50.00000	38.69644	0.03187	0.010	22.60713	0.000e+000	Wt Linear

Data File: \\cansvr11\dd\chem\MSV\a3ux10.i\P80815A.b\UXX4746.D
Report Date: 15-Aug-2008 11:01

TestAmerica North Canton

CONTINUING CALIBRATION COMPOUNDS

Instrument ID: a3ux10.i Injection Date: 15-AUG-2008 10:45
Lab File ID: UXX4746.D Init. Cal. Date(s): 31-JUL-2008 01-AUG-2008
Analysis Type: WATER Init. Cal. Times: 12:40 02:50
Lab Sample ID: 50NG-A9CC Quant Type: ISTD
Method: \\cansvr11\dd\chem\MSV\a3ux10.i\P80815A.b\8260LLUX10.m

COMPOUND	RRF / AMOUNT	RF50	CCAL RRF50	MIN RRF	%D / %DRIFT	MAX %D / %DRIFT	CURVE TYPE	
14 Dichlorofluoromethane	0.41854	0.40040	0.40040	0.010	4.33346	50.00000	Averaged	
89 Ethyl Ether	0.20529	0.19484	0.19484	0.010	5.08907	50.00000	Averaged	
91 3-Chloropropene	0.13273	0.12812	0.12812	0.010	3.47034	50.00000	Averaged	
92 Isopropyl Ether	0.20933	0.21147	0.21147	0.010	-1.02140	50.00000	Averaged	
93 2-Chloro-1,3-butadiene	0.29074	0.30387	0.30387	0.010	-4.51391	50.00000	Averaged	
94 Propionitrile	0.03349	0.03233	0.03233	0.010	3.45970	50.00000	Averaged	
95 Ethyl Acetate	0.18369	0.19358	0.19358	0.010	-5.38082	50.00000	Averaged	
96 Methacrylonitrile	0.13046	0.13299	0.13299	0.010	-1.94091	50.00000	Averaged	
97 Isobutanol	0.00984	0.01016	0.01016	0.010	-3.22051	50.00000	Averaged	<-
99 n-Butanol	0.00796	0.00819	0.00819	0.010	-2.80942	50.00000	Averaged	<-
100 Methyl Methacrylate	0.14895	0.15724	0.15724	0.010	-5.56273	50.00000	Averaged	
101 2-Nitropropane	0.03600	0.04194	0.04194	0.010	-16.49837	50.00000	Averaged	
103 Cyclohexanone	0.06996	0.05895	0.05895	0.010	15.73517	50.00000	Averaged	
146 2-Methylnaphthalene	100	90.38506	0.72954	0.010	9.61494	0.000e+000	Wt Linear	
153 t-Butyl ethyl ether	0.66247	0.65470	0.65470	0.010	1.17225	50.00000	Averaged	
154 t-Amyl methyl ether	0.58974	0.59608	0.59608	0.010	-1.07499	50.00000	Averaged	
155 1,2,3-Trimethylbenzene	2.29752	2.41008	2.41008	0.010	-4.89900	50.00000	Averaged	

SW846 8260B SURROGATE RECOVERY

Lab Name: TestAmerica Laboratories, Inc. Client: Tetra Tech NUS, Inc

Lab Code: TALCAN SDG No: 8H07118

Lot #: A8H070118

Extraction: XXI25QK01

	CLIENT ID.	SRG01	SRG02	SRG03	SRG04	TOT OUT
01	TB-080608	92	97	94	89	00
02	MSA-MW15D-080608	95	99	94	89	00
03	MSA-MW20S-080608	98	99	94	90	00
04	MSA-MW20I-080608	95	98	93	90	00
05	MSA-MW15I-080608	95	100	94	89	00
06	MSA-MW15S-080608	98	99	94	89	00
07	MSA-MW20D-080608	95	100	94	87	00
08	METHOD BLK. KVDX31AA	93	99	93	89	00
09	LCS KVDX31AC	93	96	96	97	00
10	MSA-MW20S-080608 D	94	101	98	98	00
11	LCSD KVDX31AD	93	96	98	99	00
12	MSA-MW20S-080608 S	95	102	99	100	00

SURROGATES		QC LIMITS
SRG01	= Dibromofluoromethane	(73-122)
SRG02	= 1,2-Dichloroethane-d4	(61-128)
SRG03	= Toluene-d8	(76-110)
SRG04	= 4-Bromofluorobenzene	(74-116)

\# Column to be used to flag recovery values
* Values outside of required QC Limits
D System monitoring Compound diluted out

FORM II

SW846 8260B SURROGATE RECOVERY

Lab Name: TestAmerica Laboratories, Inc. Client: Tetra Tech NUS, Inc

Lab Code: TALCAN SDG No: 8H07118

Lot #: A8H080117

Extraction: XXI25QK01

	CLIENT ID.	SRG01	SRG02	SRG03	SRG04	TOT OUT
01	TB-080708	93	96	96	87	00
02	MSA-MW26S-080708	92	96	93	89	00
03	MSA-MW19I-080708	91	95	95	85	00
04	MSA-MW26D-080708	95	98	93	90	00
05	MSA-MW19D-080708	94	100	92	89	00
06	MSA-MW26I-080708	97	98	95	87	00
07	INTRA-LAB QC	96	99	90	87	00
08	METHOD BLK. KVCEK1AA	93	95	91	89	00
09	LCS KVCEK1AC	92	93	98	100	00
10	LAB MS/MSD D	91	91	97	101	00
11	LCSD KVCEK1AD	91	93	97	99	00
12	LAB MS/MSD S	94	95	98	104	00

SURROGATES		QC LIMITS
SRG01	= Dibromofluoromethane	(73-122)
SRG02	= 1,2-Dichloroethane-d4	(61-128)
SRG03	= Toluene-d8	(76-110)
SRG04	= 4-Bromofluorobenzene	(74-116)

\# Column to be used to flag recovery values
* Values outside of required QC Limits
D System monitoring Compound diluted out

FORM II

SW846 8260B SURROGATE RECOVERY

Lab Name: TestAmerica Laboratories, Inc. Client: Tetra Tech NUS, Inc

Lab Code: TALCAN SDG No: 8H07118

Lot #: A8H090106

Extraction: XXI25QK01

	CLIENT ID.	SRG01	SRG02	SRG03	SRG04	TOT OUT
01	INTRA-LAB QC	96	99	90	87	00
02	TB-080808	95	97	94	88	00
03	DMW-21I-080808	95	97	94	89	00
04	DMW-28I-080808	93	97	92	89	00
05	DMW-21D-080808	95	98	92	88	00
06	DMW-27DEEP-080808	96	97	92	91	00
07	DMW-10S-080808	95	99	92	90	00
08	DMW-29DEEP-080808	97	99	91	92	00
09	METHOD BLK. KVCEK1AA	93	95	91	89	00
10	LCS KVCEK1AC	92	93	98	100	00
11	LAB MS/MSD D	91	91	97	101	00
12	LCSD KVCEK1AD	91	93	97	99	00
13	LAB MS/MSD S	94	95	98	104	00

SURROGATES		QC LIMITS
SRG01	= Dibromofluoromethane	(73-122)
SRG02	= 1,2-Dichloroethane-d4	(61-128)
SRG03	= Toluene-d8	(76-110)
SRG04	= 4-Bromofluorobenzene	(74-116)

\# Column to be used to flag recovery values
* Values outside of required QC Limits
D System monitoring Compound diluted out

FORM II

SW846 8260B CHECK SAMPLE RECOVERY

Lab Name: TestAmerica Laboratories, Inc. Client: Tetra Tech NUS, Inc

Lab Code: TALCAN SDG No: 8H07118

Lot #: A8H180000 WO #: KVCEK1AC
BATCH: 8231359

COMPOUND	SPIKE ADDED (ug/L)	SAMPLE CONCENT. (ug/L)	% REC	QC LIMITS REC	QUAL
1,1-Dichloroethene	10	9.3	93	63 - 130	
Trichloroethene	10	9.1	91	75 - 122	
Benzene	10	9.0	90	80 - 116	
Toluene	10	9.7	97	74 - 119	
Chlorobenzene	10	9.1	91	76 - 117	

NOTES(S):

* Values outside of QC limits

Spike Recovery: 0 out of 5 outside limits

COMMENTS:

FORM III

SW846 8260B CHECK SAMPLE DUPLICATE RECOVERY

Lab Name: TestAmerica Laboratories, Inc. Client: Tetra Tech NUS, Inc

Lab Code: TALCAN SDG No: 8H07118

Lot #: A8H180000 WO #: KVCEK1AD
BATCH: 8231359

COMPOUND	SPIKE ADDED (ug/L)	SAMPLE CONCENT. (ug/L)	% REC	QC LIMITS REC	QUAL
1,1-Dichloroethene	10	9.0	90	63 - 130	
Trichloroethene	10	9.1	91	75 - 122	
Benzene	10	8.9	89	80 - 116	
Toluene	10	9.4	94	74 - 119	
Chlorobenzene	10	9.0	90	76 - 117	

✓

NOTES(S):

* Values outside of QC limits

Spike Recovery: 0 out of 5 outside limits

COMMENTS:

SW846 8260B CHECK SAMPLE RECOVERY

Lab Name: TestAmerica Laboratories, Inc. Client: Tetra Tech NUS, Inc

Lab Code: TALCAN SDG No: 8H07118

Lot #: A8H190000 WO #: KVDX31AC
BATCH: 8232297

COMPOUND	SPIKE ADDED (ug/L)	SAMPLE CONCENT. (ug/L)	% REC	QC LIMITS REC	QUAL
1,1-Dichloroethene	10	9.0	90	63 - 130	
Trichloroethene	10	9.0	90	75 - 122	
Benzene	10	8.8	88	80 - 116	
Toluene	10	9.2	92	74 - 119	
Chlorobenzene	10	8.9	89	76 - 117	

NOTES(S):

* Values outside of QC limits

Spike Recovery: 0 out of 5 outside limits

COMMENTS:

SW846 8260B CHECK SAMPLE DUPLICATE RECOVERY

Lab Name: TestAmerica Laboratories, Inc. Client: Tetra Tech NUS, Inc

Lab Code: TALCAN SDG No: 8H07118

Lot #: A8H190000 WO #: KVDX31AD
BATCH: 8232297

COMPOUND	SPIKE ADDED (ug/L)	SAMPLE CONCENT. (ug/L)	% REC	QC LIMITS REC	QUAL
1,1-Dichloroethene	10	9.2	92	63 - 130	
Trichloroethene	10	9.3	93	75 - 122	
Benzene	10	9.0	90	80 - 116	
Toluene	10	9.6	96	74 - 119	
Chlorobenzene	10	9.1	91	76 - 117	

NOTES(S):

* Values outside of QC limits

Spike Recovery: 0 out of 5 outside limits

COMMENTS:

FORM III

SW846 8260B MATRIX SPIKE/MATRIX SPIKE DUPLICATE RECOVERY

Lab Name: TestAmerica Laboratories, Inc. Client: Tetra Tech NUS, Inc

Lab Code: TALCAN SDG No: 8H07118

Matrix Spike ID: LAB MS/MSD

Lot #: A8H090103 WO #: KTWQR1AC
BATCH: 8231359

COMPOUND	SPIKE ADDED (ug/L)	SAMPLE CONCENT. (ug/L)	MS CONCENT. (ug/L)	MS % REC	LIMITS REC	QUAL
1,1-Dichloroethene	10	ND	9.2	92	62 - 130	
Trichloroethene	10	1.7	11	89	62 - 130	
Benzene	10	ND	8.6	86	78 - 118	
Toluene	10	ND	9.2	92	70 - 119	
Chlorobenzene	10	ND	8.9	89	76 - 117	

NOTES(S):

Column to be used to flag recovery and RPD values with an asterisk
* Values outside of QC limits

RPD: 0 out of 0 outside limits
Spike Recovery: 0 out of 5 outside limits

COMMENTS:

FORM III

SW846 8260B MATRIX SPIKE/MATRIX SPIKE DUPLICATE RECOVERY

Lab Name: TestAmerica Laboratories, Inc. Client: Tetra Tech NUS, Inc

Lab Code: TALCAN SDG No: 8H07118

Matrix Spike ID: LAB MS/MSD

Lot #: A8H090103 WO #: KTWQR1AD
BATCH: 8231359

COMPOUND	SPIKE ADDED (ug/L)	MSD CONCENT. (ug/L)	MSD % REC	% RPD	QC LIMITS RPD	QC LIMITS REC	QUAL
1,1-Dichloroethene	10	9.0	90	2.1	20	62- 130	
Trichloroethene	10	11	90	1.1	20	62- 130	
Benzene	10	8.7	87	1.6	20	78- 118	
Toluene	10	9.2	92	0.44	20	70- 119	
Chlorobenzene	10	9.0	90	0.79	20	76- 117	

NOTES(S):

Column to be used to flag recovery and RPD values with an asterisk
* Values outside of QC limits

RPD: 0 out of 5 outside limits
Spike Recovery: 0 out of 5 outside limits

COMMENTS:

FORM III

SW846 8260B MATRIX SPIKE/MATRIX SPIKE DUPLICATE RECOVERY

Lab Name: TestAmerica Laboratories, Inc. Client: Tetra Tech NUS, Inc

Lab Code: TALCAN SDG No: 8H07118

Matrix Spike ID: MSA-MW20S-080608

Lot #: A8H070118 WO #: KTQJ61CN
BATCH: 8232297

COMPOUND	SPIKE ADDED (ug/L)	SAMPLE CONCENT. (ug/L)	MS CONCENT. (ug/L)	MS % REC	LIMITS REC	QUAL
1,1-Dichloroethene	730	20	730	98	62 - 130	
Trichloroethene	730	1300	2000	92	62 - 130	
Benzene	730	ND	720	98	78 - 118	
Toluene	730	23	750	100	70 - 119	
Chlorobenzene	730	450	1200	99	76 - 117	

NOTES(S):

Column to be used to flag recovery and RPD values with an asterisk
* Values outside of QC limits

RPD: 0 out of 0 outside limits
Spike Recovery: 0 out of 5 outside limits

COMMENTS:

SW846 8260B MATRIX SPIKE/MATRIX SPIKE DUPLICATE RECOVERY

Lab Name: TestAmerica Laboratories, Inc. Client: Tetra Tech NUS, Inc

Lab Code: TALCAN SDG No: 8H07118

Matrix Spike ID: MSA-MW20S-080608

Lot #: A8H070118 WO #: KTQJ61CP
BATCH: 8232297

COMPOUND	SPIKE ADDED (ug/L)	MSD CONCENT. (ug/L)	MSD % REC	% RPD	QC LIMITS RPD	QC LIMITS REC	QUAL
1,1-Dichloroethene	730	720	96	1.4	20	62 - 130	
Trichloroethene	730	1900	86	2.4	20	62 - 130	
Benzene	730	710	98	0.26	20	78 - 118	
Toluene	730	740	99	1.6	20	70 - 119	
Chlorobenzene	730	1100	96	2.3	20	76 - 117	

NOTES(S):

Column to be used to flag recovery and RPD values with an asterisk
* Values outside of QC limits

RPD: 0 out of 5 outside limits
Spike Recovery: 0 out of 5 outside limits

COMMENTS:

FORM III

SW846 8260B METHOD BLANK SUMMARY

BLANK WORKORDER NO.: KVDX31AA

Lab Name: TestAmerica Laboratories, Inc.

Lab Code: TALCAN SDG Number: 8H07118

Lab File ID: UXX4734.D Lot Number: A8H070118

Date Analyzed: 08/14/08 Time Analyzed: 13:47

Matrix: WATER Date Extracted: 08/14/08

GC Column: DB 624 ID: .18 Extraction Method: 5030B/8260B

Instrument ID: UX10 Level: (low/med) LOW

THIS METHOD BLANK APPLIES TO THE FOLLOWING SAMPLES, LCS, LCSD, MS , MSD:

	CLIENT ID.	SAMPLE WORK ORDER #	LAB FILE ID	DATE ANALYZED	TIME ANALYZED
01	TB-080608	KTQJ31AA	UXX4742.D	08/14/08	16:43
02	MSA-MW15D-080608	KTQJ51CM	UXX4735.D	08/14/08	14:11
03	MSA-MW20S-080608	KTQJ61CM	UXX4736.D	08/14/08	14:33
04	MSA-MW20S-080608	KTQJ61CN S	UXX4740.D	08/14/08	16:00
05	MSA-MW20S-080608	KTQJ61CP D	UXX4741.D	08/14/08	16:21
06	MSA-MW20I-080608	KTQJ71CM	UXX4737.D	08/14/08	14:54
07	MSA-MW15I-080608	KTQJ81CM	UXX4738.D	08/14/08	15:16
08	MSA-MW15S-080608	KTQJ91CM	UXX4739.D	08/14/08	15:38
09	MSA-MW20D-080608	KTQKA1CM	UXX4743.D	08/14/08	17:04
10	CHECK SAMPLE	KVDX31AC C	UXX4731.D	08/14/08	12:04
11	DUPLICATE CHECK	KVDX31AD L	UXX4732.D	08/14/08	12:26
12					
13					
14					
15					
16					
17					
18					
19					
20					
21					
22					
23					
24					
25					
26					
27					
28					
29					
30					

COMMENTS:

FORM IV

SW846 8260B METHOD BLANK SUMMARY

BLANK WORKORDER NO.: KVCEK1AA

Lab Name: TestAmerica Laboratories, Inc.

Lab Code: TALCAN SDG Number: 8H07118

Lab File ID: UXX4749.D Lot Number: A8H080117

Date Analyzed: 08/15/08 Time Analyzed: 11:50

Matrix: WATER Date Extracted: 08/15/08

GC Column: DB 624 ID: .18 Extraction Method: 5030B/8260B

Instrument ID: UX10 Level: (low/med) LOW

THIS METHOD BLANK APPLIES TO THE FOLLOWING SAMPLES, LCS, LCSD, MS , MSD:

	CLIENT ID.	SAMPLE WORK ORDER #	LAB FILE ID	DATE ANALYZED	TIME ANALYZED
01	TB-080708	KTTHN1AA	UXX4750.D	08/15/08	12:11
02	MSA-MW26S-080708	KTTHP1CM	UXX4751.D	08/15/08	12:33
03	MSA-MW19I-080708	KTTHQ1CM	UXX4752.D	08/15/08	12:54
04	MSA-MW26D-080708	KTTHR1CM	UXX4753.D	08/15/08	13:16
05	MSA-MW19D-080708	KTTHT1CM	UXX4754.D	08/15/08	13:38
06	MSA-MW26I-080708	KTTHV1CM	UXX4755.D	08/15/08	13:59
07	INTRA-LAB QC	KTWQR1AA	UXX4763.D	08/15/08	16:52
08	LAB MS/MSD	KTWQR1AC S	UXX4764.D	08/15/08	17:14
09	LAB MS/MSD	KTWQR1AD D	UXX4765.D	08/15/08	17:35
10	CHECK SAMPLE	KVCEK1AC C	UXX4747.D	08/15/08	11:07
11	DUPLICATE CHECK	KVCEK1AD L	UXX4748.D	08/15/08	11:28
12					
13					
14					
15					
16					
17					
18					
19					
20					
21					
22					
23					
24					
25					
26					
27					
28					
29					
30					

COMMENTS:

FORM IV

METHOD BLANK REPORT

GC/MS Volatiles

Client Lot #...: 8H07118 **Work Order #...:** KVDX31AA **Matrix.....:** WATER
MB Lot-Sample #: A8H190000-297

Prep Date.....: 08/14/08 **Final Wgt/Vol..:** 5 mL
Analysis Date..: 08/14/08 **Prep Batch #...:** 8232297
Dilution Factor: 1 **Initial Wgt/Vol:** 5 mL

PARAMETER	RESULT	REPORTING LIMIT	UNITS	METHOD
Acetone	**1.8 J**	**5.0**	**ug/L**	**SW846 8260B**
Bromobenzene	ND	1.0	ug/L	SW846 8260B
Bromochloromethane	ND	1.0	ug/L	SW846 8260B
Bromodichloromethane	ND	1.0	ug/L	SW846 8260B
2-Butanone	**0.93 J**	**5.0**	**ug/L**	**SW846 8260B**
n-Butylbenzene	ND	1.0	ug/L	SW846 8260B
sec-Butylbenzene	ND	1.0	ug/L	SW846 8260B
tert-Butylbenzene	ND	1.0	ug/L	SW846 8260B
Carbon disulfide	ND	1.0	ug/L	SW846 8260B
Dibromochloromethane	ND	1.0	ug/L	SW846 8260B
1,2-Dibromo-3-chloro-propane	ND	2.0	ug/L	SW846 8260B
2-Chloroethyl vinyl ether	ND	5.0	ug/L	SW846 8260B
2-Chlorotoluene	ND	1.0	ug/L	SW846 8260B
4-Chlorotoluene	ND	1.0	ug/L	SW846 8260B
1,2-Dibromoethane	ND	1.0	ug/L	SW846 8260B
Dibromomethane	ND	1.0	ug/L	SW846 8260B
1,2-Dichlorobenzene	ND	1.0	ug/L	SW846 8260B
1,3-Dichlorobenzene	ND	1.0	ug/L	SW846 8260B
1,4-Dichlorobenzene	ND	1.0	ug/L	SW846 8260B
Dichlorodifluoromethane	ND	1.0	ug/L	SW846 8260B
cis-1,2-Dichloroethene	ND	1.0	ug/L	SW846 8260B
trans-1,2-Dichloroethene	ND	1.0	ug/L	SW846 8260B
1,3-Dichloropropane	ND	1.0	ug/L	SW846 8260B
2,2-Dichloropropane	ND	1.0	ug/L	SW846 8260B
1,1-Dichloropropene	ND	1.0	ug/L	SW846 8260B
Trichlorofluoromethane	ND	1.0	ug/L	SW846 8260B
Hexachlorobutadiene	ND	1.0	ug/L	SW846 8260B
2-Hexanone	ND	5.0	ug/L	SW846 8260B
Isopropylbenzene	ND	1.0	ug/L	SW846 8260B
p-Isopropyltoluene	ND	1.0	ug/L	SW846 8260B
tert-Butyl alcohol	ND	20	ug/L	SW846 8260B
4-Methyl-2-pentanone	ND	5.0	ug/L	SW846 8260B
Naphthalene	ND	1.0	ug/L	SW846 8260B
n-Propylbenzene	ND	1.0	ug/L	SW846 8260B
Styrene	ND	1.0	ug/L	SW846 8260B
1,1,1,2-Tetrachloroethane	ND	1.0	ug/L	SW846 8260B
1,2,3-Trichlorobenzene	ND	1.0	ug/L	SW846 8260B
1,2,4-Trichloro-benzene	ND	1.0	ug/L	SW846 8260B
1,2,3-Trichloropropane	ND	1.0	ug/L	SW846 8260B

(Continued on next page)

METHOD BLANK REPORT

GC/MS Volatiles

Client Lot #...: 8H07118 **Work Order #...:** KVDX31AA **Matrix.....:** WATER

PARAMETER	RESULT	REPORTING LIMIT	UNITS	METHOD
1,1,2-Trichloro-1,2,2-trifluoroethane	ND	1.0	ug/L	SW846 8260B
1,2,4-Trimethylbenzene	ND	1.0	ug/L	SW846 8260B
Vinyl acetate	ND	2.0	ug/L	SW846 8260B
o-Xylene	ND	1.0	ug/L	SW846 8260B
Xylenes (total)	ND	2.0	ug/L	SW846 8260B
Methyl tert-butyl ether	ND	5.0	ug/L	SW846 8260B
m-Xylene & p-Xylene	ND	2.0	ug/L	SW846 8260B
1,2,3-Trimethylbenzene	ND	5.0	ug/L	SW846 8260B
Diisopropyl Ether (DIPE)	ND	5.0	ug/L	SW846 8260B
Ethyl-t-Butyl Ether (ETBE	ND	5.0	ug/L	SW846 8260B
Tert-amyl methyl ether (T	ND	5.0	ug/L	SW846 8260B
Benzene	ND	1.0	ug/L	SW846 8260B
Bromoform	ND	1.0	ug/L	SW846 8260B
Bromomethane	ND	1.0	ug/L	SW846 8260B
Carbon tetrachloride	ND	1.0	ug/L	SW846 8260B
Chlorobenzene	ND	1.0	ug/L	SW846 8260B
Chloroethane	ND	1.0	ug/L	SW846 8260B
Chloroform	ND	1.0	ug/L	SW846 8260B
Chloromethane	ND	1.0	ug/L	SW846 8260B
1,1-Dichloroethane	ND	1.0	ug/L	SW846 8260B
1,2-Dichloroethane	ND	1.0	ug/L	SW846 8260B
1,1-Dichloroethene	ND	1.0	ug/L	SW846 8260B
1,2-Dichloropropane	ND	1.0	ug/L	SW846 8260B
cis-1,3-Dichloropropene	ND	1.0	ug/L	SW846 8260B
trans-1,3-Dichloropropene	ND	1.0	ug/L	SW846 8260B
Ethylbenzene	ND	1.0	ug/L	SW846 8260B
Methylene chloride	ND	1.0	ug/L	SW846 8260B
1,1,2,2-Tetrachloroethane	ND	1.0	ug/L	SW846 8260B
Tetrachloroethene	ND	1.0	ug/L	SW846 8260B
Toluene	ND	1.0	ug/L	SW846 8260B
1,1,1-Trichloroethane	ND	1.0	ug/L	SW846 8260B
Trichloroethene	ND	1.0	ug/L	SW846 8260B
Vinyl chloride	ND	1.0	ug/L	SW846 8260B

SURROGATE	PERCENT RECOVERY	RECOVERY LIMITS
Dibromofluoromethane	93	(73 - 122)
1,2-Dichloroethane-d4	99	(61 - 128)
Toluene-d8	93	(76 - 110)
4-Bromofluorobenzene	89	(74 - 116)

NOTE(S):

Calculations are performed before rounding to avoid round-off errors in calculated results.

J Estimated result. Result is less than RL.

SW846 8260B METHOD BLANK SUMMARY

BLANK WORKORDER NO.: KVCEK1AA

Lab Name: TestAmerica Laboratories, Inc.

Lab Code: TALCAN SDG Number: 8H07118

Lab File ID: UXX4749.D Lot Number: A8H090106

Date Analyzed: 08/15/08 Time Analyzed: 11:50

Matrix: WATER Date Extracted: 08/15/08

GC Column: DB 624 ID: .18 Extraction Method: 5030B/8260B

Instrument ID: UX10 Level: (low/med) LOW

THIS METHOD BLANK APPLIES TO THE FOLLOWING SAMPLES, LCS, LCSD, MS , MSD:

	CLIENT ID.	SAMPLE WORK ORDER #	LAB FILE ID	DATE ANALYZED	TIME ANALYZED
01	INTRA-LAB QC	KTWQR1AA	UXX4763.D	08/15/08	16:52
02	LAB MS/MSD	KTWQR1AC S	UXX4764.D	08/15/08	17:14
03	LAB MS/MSD	KTWQR1AD D	UXX4765.D	08/15/08	17:35
04	TB-080808	KTWQ71AA	UXX4756.D	08/15/08	14:21
05	DMW-21I-080808	KTWQ81CM	UXX4757.D	08/15/08	14:43
06	DMW-28I-080808	KTWQ91CM	UXX4758.D	08/15/08	15:05
07	DMW-21D-080808	KTWRA1CM	UXX4759.D	08/15/08	15:27
08	DMW-27DEEP-080808	KTWRC1CM	UXX4760.D	08/15/08	15:48
09	DMW-10S-080808	KTWRD1CM	UXX4761.D	08/15/08	16:09
10	DMW-29DEEP-080808	KTWRE1CM	UXX4762.D	08/15/08	16:31
11	CHECK SAMPLE	KVCEK1AC C	UXX4747.D	08/15/08	11:07
12	DUPLICATE CHECK	KVCEK1AD L	UXX4748.D	08/15/08	11:28
13					
14					
15					
16					
17					
18					
19					
20					
21					
22					
23					
24					
25					
26					
27					
28					
29					
30					

COMMENTS:

FORM IV

METHOD BLANK REPORT

GC/MS Volatiles

Client Lot #...: 8H07118 **Work Order #...:** KVCEK1AA **Matrix.....:** WATER
MB Lot-Sample #: A8H180000-359

Prep Date.....: 08/15/08 **Final Wgt/Vol..:** 5 mL
Analysis Date..: 08/15/08 **Prep Batch #...:** 8231359
Dilution Factor: 1 **Initial Wgt/Vol:** 5 mL

PARAMETER	RESULT	REPORTING LIMIT	UNITS	METHOD
1,2,3-Trichlorobenzene	ND	1.0	ug/L	SW846 8260B
1,2,4-Trichloro-benzene	ND	1.0	ug/L	SW846 8260B
1,2,3-Trichloropropane	ND	1.0	ug/L	SW846 8260B
1,1,2-Trichloro-1,2,2-trifluoroethane	ND	1.0	ug/L	SW846 8260B
1,2,4-Trimethylbenzene	ND	1.0	ug/L	SW846 8260B
Vinyl acetate	ND	2.0	ug/L	SW846 8260B
o-Xylene	ND	1.0	ug/L	SW846 8260B
Acetone	ND	5.0	ug/L	SW846 8260B
Bromobenzene	ND	1.0	ug/L	SW846 8260B
Bromochloromethane	ND	1.0	ug/L	SW846 8260B
Bromodichloromethane	ND	1.0	ug/L	SW846 8260B
2-Butanone	**2.2 J**	**5.0**	**ug/L**	**SW846 8260B**
n-Butylbenzene	ND	1.0	ug/L	SW846 8260B
sec-Butylbenzene	ND	1.0	ug/L	SW846 8260B
tert-Butylbenzene	ND	1.0	ug/L	SW846 8260B
Carbon disulfide	ND	1.0	ug/L	SW846 8260B
Dibromochloromethane	ND	1.0	ug/L	SW846 8260B
1,2-Dibromo-3-chloro-propane	ND	2.0	ug/L	SW846 8260B
2-Chloroethyl vinyl ether	ND	5.0	ug/L	SW846 8260B
2-Chlorotoluene	ND	1.0	ug/L	SW846 8260B
4-Chlorotoluene	ND	1.0	ug/L	SW846 8260B
1,2-Dibromoethane	ND	1.0	ug/L	SW846 8260B
Dibromomethane	ND	1.0	ug/L	SW846 8260B
1,2-Dichlorobenzene	ND	1.0	ug/L	SW846 8260B
1,3-Dichlorobenzene	ND	1.0	ug/L	SW846 8260B
1,4-Dichlorobenzene	ND	1.0	ug/L	SW846 8260B
Dichlorodifluoromethane	ND	1.0	ug/L	SW846 8260B
cis-1,2-Dichloroethene	ND	1.0	ug/L	SW846 8260B
trans-1,2-Dichloroethene	ND	1.0	ug/L	SW846 8260B
1,3-Dichloropropane	ND	1.0	ug/L	SW846 8260B
2,2-Dichloropropane	ND	1.0	ug/L	SW846 8260B
1,1-Dichloropropene	ND	1.0	ug/L	SW846 8260B
Trichlorofluoromethane	ND	1.0	ug/L	SW846 8260B
Hexachlorobutadiene	ND	1.0	ug/L	SW846 8260B
2-Hexanone	ND	5.0	ug/L	SW846 8260B
Isopropylbenzene	ND	1.0	ug/L	SW846 8260B
p-Isopropyltoluene	ND	1.0	ug/L	SW846 8260B
tert-Butyl alcohol	ND	20	ug/L	SW846 8260B

(Continued on next page)

METHOD BLANK REPORT

GC/MS Volatiles

Client Lot #...: 8H07118 **Work Order #...:** KVCEK1AA **Matrix.....:** WATER

PARAMETER	RESULT	REPORTING LIMIT	UNITS	METHOD
4-Methyl-2-pentanone	ND	5.0	ug/L	SW846 8260B
Naphthalene	ND	1.0	ug/L	SW846 8260B
n-Propylbenzene	ND	1.0	ug/L	SW846 8260B
Styrene	ND	1.0	ug/L	SW846 8260B
1,1,1,2-Tetrachloroethane	ND	1.0	ug/L	SW846 8260B
Xylenes (total)	ND	2.0	ug/L	SW846 8260B
Methyl tert-butyl ether	ND	5.0	ug/L	SW846 8260B
m-Xylene & p-Xylene	ND	2.0	ug/L	SW846 8260B
1,2,3-Trimethylbenzene	ND	5.0	ug/L	SW846 8260B
Diisopropyl Ether (DIPE)	ND	5.0	ug/L	SW846 8260B
Ethyl-t-Butyl Ether (ETBE	ND	5.0	ug/L	SW846 8260B
Tert-amyl methyl ether (T	ND	5.0	ug/L	SW846 8260B
Benzene	ND	1.0	ug/L	SW846 8260B
Bromoform	ND	1.0	ug/L	SW846 8260B
Bromomethane	ND	1.0	ug/L	SW846 8260B
Carbon tetrachloride	ND	1.0	ug/L	SW846 8260B
Chlorobenzene	ND	1.0	ug/L	SW846 8260B
Chloroethane	ND	1.0	ug/L	SW846 8260B
Chloroform	ND	1.0	ug/L	SW846 8260B
Chloromethane	ND	1.0	ug/L	SW846 8260B
1,1-Dichloroethane	ND	1.0	ug/L	SW846 8260B
1,2-Dichloroethane	ND	1.0	ug/L	SW846 8260B
1,1-Dichloroethene	ND	1.0	ug/L	SW846 8260B
1,2-Dichloropropane	ND	1.0	ug/L	SW846 8260B
cis-1,3-Dichloropropene	ND	1.0	ug/L	SW846 8260B
trans-1,3-Dichloropropene	ND	1.0	ug/L	SW846 8260B
Ethylbenzene	ND	1.0	ug/L	SW846 8260B
Methylene chloride	**0.63 J**	**1.0**	**ug/L**	**SW846 8260B**
1,1,2,2-Tetrachloroethane	ND	1.0	ug/L	SW846 8260B
Tetrachloroethene	ND	1.0	ug/L	SW846 8260B
Toluene	ND	1.0	ug/L	SW846 8260B
1,1,1-Trichloroethane	ND	1.0	ug/L	SW846 8260B
Trichloroethene	ND	1.0	ug/L	SW846 8260B
Vinyl chloride	ND	1.0	ug/L	SW846 8260B

SURROGATE	PERCENT RECOVERY	RECOVERY LIMITS
Dibromofluoromethane	93	(73 - 122)
1,2-Dichloroethane-d4	95	(61 - 128)
Toluene-d8	91	(76 - 110)
4-Bromofluorobenzene	89	(74 - 116)

NOTE(S):

Calculations are performed before rounding to avoid round-off errors in calculated results.

J Estimated result. Result is less than RL.

8A
VOLATILE INTERNAL STANDARD AREA SUMMARY

Lab Name: NORTH CANTON Contract:

Lab Code: TALCAN Case No.: SAS No.: SDG No.: 8H07118

Lab File ID (Standard): UXX4729 Date Analyzed: 08/14/08

Instrument ID: A3UX10 Time Analyzed: 1120

Matrix: (soil/water) WATER Level: (low/med) LOW Column: (pack/cap) CAP

		IS1(CBZ) AREA #	RT	IS2(DCB) AREA #	RT	IS3 AREA #	RT
	12 HOUR STD	1013149	8.08	661274	10.33	1422785	5.37
	UPPER LIMIT	2026298	8.58	1322548	10.83	2845570	5.87
	LOWER LIMIT	506575	7.58	330637	9.83	711393	4.87
	EPA SAMPLE NO.						
01	KVDX3-CHK	1038561	8.07	679622	10.33	1419739	5.37
02	KVDX3-CKDUP	1036286	8.07	671095	10.33	1426355	5.37
03	KVDX3-BLK	950006	8.07	571275	10.33	1337468	5.37
04	MSA-MW15D-08	949036	8.07	576472	10.33	1342218	5.37
05	MSA-MW20S-08	943396	8.07	580128	10.33	1336854	5.38
06	MSA-MW20I-08	949744	8.07	569077	10.33	1347727	5.37
07	MSA-MW15I-08	929737	8.07	568073	10.33	1291923	5.37
08	MSA-MW15S-08	924204	8.07	564384	10.33	1299705	5.37
09	MSA-MW20S-08	997036	8.07	661320	10.33	1372995	5.37
10	MSA-MW20S-08	1020546	8.07	672361	10.33	1400608	5.37
11	TB-080608	943310	8.07	586046	10.33	1333164	5.37
12	MSA-MW20D-08	958513	8.07	578883	10.33	1323858	5.37
13							
14							
15							
16							
17							
18							
19							
20							
21							
22							

IS1 (CBZ) = Chlorobenzene-d5
IS2 (DCB) = 1,4-Dichlorobenzene-d4
IS3 = Fluorobenzene

UPPER LIMIT = +100% of internal standard area.
LOWER LIMIT = - 50% of internal standard area.

Column used to flag internal standard area values with an asterisk.

FORM VIII VOA 1/87 Rev.

8A
VOLATILE INTERNAL STANDARD AREA SUMMARY

Lab Name: NORTH CANTON Contract:

Lab Code: TALCAN Case No.: SAS No.: SDG No.: 8H07118

Lab File ID (Standard): UXX4745 Date Analyzed: 08/15/08

Instrument ID: A3UX10 Time Analyzed: 1024

Matrix: (soil/water) WATER Level: (low/med) LOW Column: (pack/cap) CAP

		IS1(CBZ) AREA #	RT	IS2(DCB) AREA #	RT	IS3 AREA #	RT
	12 HOUR STD	993809	8.07	663074	10.33	1373910	5.37
	UPPER LIMIT	1987618	8.57	1326148	10.83	2747820	5.87
	LOWER LIMIT	496905	7.57	331537	9.83	686955	4.87
	EPA SAMPLE NO.						
01	KVCEK-CHK	1005076	8.07	665784	10.33	1395673	5.37
02	KVCEK-CKDUP	1015491	8.07	674311	10.32	1395111	5.38
03	KVCEK-BLK	976852	8.07	595800	10.33	1350611	5.37
04	TB-080708	912040	8.07	486582	10.33	1310607	5.37
05	MSA-MW26S-08	968545	8.07	616767	10.33	1369049	5.37
06	MSA-MW19I-08	898720	8.07	485994	10.33	1328602	5.37
07	MSA-MW26D-08	941173	8.07	572213	10.33	1309841	5.37
08	MSA-MW19D-08	909975	8.07	566737	10.33	1271458	5.37
09	MSA-MW26I-08	880547	8.07	477539	10.33	1274549	5.37
10	TB-080808	915916	8.07	554336	10.32	1293958	5.38
11	DMW-21I-0808	909333	8.07	547787	10.33	1304774	5.37
12	DMW-28I-0808	917963	8.07	551179	10.33	1282429	5.37
13	DMW-21D-0808	919947	8.07	549924	10.33	1268149	5.37
14	DMW-27DEEP-0	911351	8.07	566633	10.33	1269680	5.37
15	DMW-10S-0808	905961	8.07	552615	10.33	1261316	5.37
16	DMW-29DEEP-0	876295	8.07	552340	10.33	1230413	5.37
17							
18							
19							
20							
21							
22							

IS1 (CBZ) = Chlorobenzene-d5
IS2 (DCB) = 1,4-Dichlorobenzene-d4
IS3 = Fluorobenzene

UPPER LIMIT = +100% of internal standard area.
LOWER LIMIT = - 50% of internal standard area.

Column used to flag internal standard area values with an asterisk.

TestAmerica

THE LEADER IN ENVIRONMENTAL TESTING

GCMS SEMIVOLATILE DATA

5B

SEMIVOLATILE ORGANIC INSTRUMENT PERFORMANCE CHECK
DECAFLUOROTRIPHENYLPHOSPHINE (DFTPP)

Lab Name: NORTH CANTON Contract:

Lab Code: TACAN Case No.: SAS No.: SDG No.: 8H07118

Lab File ID: 2DF0806 DFTPP Injection Date: 08/06/08

Instrument ID: A4AG2 DFTPP Injection Time: 1326

m/e	ION ABUNDANCE CRITERIA	% RELATIVE ABUNDANCE
51	30.0 - 80.0% of mass 198	63.0
68	Less than 2.0% of mass 69	1.0 (1.8)1
69	Mass 69 relative abundance	53.4
70	Less than 2.0% of mass 69	0.2 (0.4)1
127	25.0 - 75.0% of mass 198	55.4
197	Less than 1.0% of mass 198	0.0
198	Base Peak, 100% relative abundance	100.0
199	5.0 to 9.0% of mass 198	6.7
275	10.0 - 30.0% of mass 198	24.9
365	Greater than 0.75% of mass 198	3.58
441	Present, but less than mass 443	10.0
442	40.0 - 110.0% of mass 198	66.1
443	15.0 - 24.0% of mass 442	13.0 (19.7)2

1-Value is % mass 69 2-Value is % mass 442

THIS CHECK APPLIES TO THE FOLLOWING SAMPLES, MS, MSD, BLANKS, AND STANDARDS:

	EPA SAMPLE NO.	LAB SAMPLE ID	LAB FILE ID	DATE ANALYZED	TIME ANALYZED
01	SSTD009	L9	2SHHH0806	08/06/08	1337
02	SSTD008	L8	2SHH0806	08/06/08	1354
03	SSTD007	L7	2SH0806	08/06/08	1412
04	SSTD006	L6	2SMH0806	08/06/08	1429
05	SSTD005	L5	2SMM0806	08/06/08	1446
06	SSTD004	L4	2SM0806	08/06/08	1504
07	SSTD003	L3	2SML0806	08/06/08	1521
08	SSTD002	L2	2SL0806	08/06/08	1539
09	SSTD001	L1	2SLL0806	08/06/08	1556
10					
11					
12					
13					
14					
15					
16					
17					
18					
19					
20					
21					
22					

Report Date : 07-Aug-2008 07:04

TestAmerica North Canton

INITIAL CALIBRATION DATA

Start Cal Date : 22-JUL-2008 09:23
End Cal Date : 06-AUG-2008 18:33
Quant Method : ISTD
Target Version : 4.14
Integrator : HP RTE
Method file : \\cansvr11\dd\chem\MSS\a4ag2.i\80806A.b\8270-625.m
Last Edit : 07-Aug-2008 06:36 hulat

Calibration File Names:
Level 1: \\cansvr11\dd\chem\MSS\a4ag2.i\80806A.b\2SLL0806.D
Level 2: \\cansvr11\dd\chem\MSS\a4ag2.i\80806A.b\2AL0806.D
Level 3: \\cansvr11\dd\chem\MSS\a4ag2.i\80806A.b\2AML0806.D
Level 4: \\cansvr11\dd\chem\MSS\a4ag2.i\80806A.b\2AM0806.D
Level 5: \\cansvr11\dd\chem\MSS\a4ag2.i\80806A.b\2AMM0806.D
Level 6: \\cansvr11\dd\chem\MSS\a4ag2.i\80806A.b\2AMH0806.D
Level 7: \\cansvr11\dd\chem\MSS\a4ag2.i\80806A.b\2AH0806.D
Level 8: \\cansvr11\dd\chem\MSS\a4ag2.i\80806A.b\2AHH0806.D
Level 9: \\cansvr11\dd\chem\MSS\a4ag2.i\80806A.b\2AHHH0806.D

Compound	0.0500000 Level 1	0.2500000 Level 2	0.5000000 Level 3	1.0000 Level 4	2.5000 Level 5	5.0000 Level 6	Curve	Coefficients b	m1	m2	%RSD or R^2	
	7.5000 Level 7	10.0000 Level 8	12.5000 Level 9									
198 1,4-Dioxane	+++++	0.48668	0.45659	0.47058	0.48133	0.42628						
	0.44704	0.46868	0.43564				AVRG		0.45910		4.69916	<-
7 N-Nitrosomorpholine	+++++	1.14333	1.18334	1.11423	1.17771	1.20610						
	1.23713	1.34017	1.44399				AVRG		1.23075		8.92036	<-
8 Ethyl methanesulfonate	+++++	1.00957	1.00036	0.97025	0.98965	0.98603						
	1.05904	1.15268	1.23582				AVRG		1.05042		9.05642	<-

TestAmerica North Canton

CONTINUING CALIBRATION COMPOUNDS

Instrument ID: a4ag2.i Injection Date: 06-AUG-2008 16:13
Lab File ID: ICVTCL.D Init. Cal. Date(s): 22-JUL-2008 06-AUG-2008
Analysis Type: Init. Cal. Times: 09:23 18:33
Lab Sample ID: ICVTCL Quant Type: ISTD
Method: \\cansvr11\dd\chem\MSS\a4ag2.i\80806A.b\8270-625.m

COMPOUND	RRF / AMOUNT	RF5	CCAL RRF5	MIN RRF	%D / %DRIFT	MAX %D / %DRIFT	CURVE TYPE
198 1,4-Dioxane	0.45910	0.50778	0.50778	0.010	-10.60353	50.00000	Averaged
9 Pyridine	1.33598	1.41563	1.41563	0.010	-5.96173	50.00000	Averaged
10 N-Nitrosodimethylamine	0.84018	0.88499	0.88499	0.010	-5.33279	50.00000	Averaged
12 3-Chloropropionitrile	1.05146	1.09348	1.09348	0.010	-3.99607	50.00000	Averaged
209 Benzaldehyde	0.86191	0.90503	0.90503	0.010	-5.00330	50.00000	Averaged
21 Aniline	2.06681	2.04428	2.04428	0.010	1.09045	50.00000	Averaged
22 Phenol	1.78063	1.78208	1.78208	0.010	-0.08115	20.00000	Averaged
23 bis(2-Chloroethyl)ether	5.00000	4.54114	1.41525	0.010	9.17729	0.000e+000	Quadratic
24 2-Chlorophenol	1.39643	1.37681	1.37681	0.010	1.40512	50.00000	Averaged
26 1,3-Dichlorobenzene	1.32149	1.30005	1.30005	0.010	1.62264	50.00000	Averaged
27 1,4-Dichlorobenzene	1.31540	1.23043	1.23043	0.010	6.45927	20.00000	Averaged
28 1,2-Dichlorobenzene	1.31071	1.30452	1.30452	0.010	0.47222	50.00000	Averaged
29 Benzyl Alcohol	0.88355	0.86775	0.86775	0.010	1.78844	50.00000	Averaged
30 2-Methylphenol	1.34471	1.38953	1.38953	0.010	-3.33280	50.00000	Averaged
31 bis(2-Chloroisopropyl)ether	2.78146	2.77236	2.77236	0.010	0.32719	50.00000	Averaged
37 Acetophenone	1.86477	1.87026	1.87026	0.010	-0.29413	50.00000	Averaged
32 N-Nitroso-di-n-propylamine	1.17218	1.18227	1.18227	0.050	-0.86142	50.00000	Averaged
192 4-Methylphenol	1.36553	1.40609	1.40609	0.010	-2.97026	50.00000	Averaged
34 Hexachloroethane	0.54587	0.54626	0.54626	0.010	-0.07114	50.00000	Averaged
35 Nitrobenzene	0.39502	0.38942	0.38942	0.010	1.41888	50.00000	Averaged
41 Isophorone	0.66445	0.65468	0.65468	0.010	1.46985	50.00000	Averaged
42 2-Nitrophenol	5.00000	4.68814	0.19309	0.010	6.23730	0.000e+000	Quadratic
43 2,4-Dimethylphenol	0.40049	0.39762	0.39762	0.010	0.71849	50.00000	Averaged
44 bis(2-Chloroethoxy)methane	0.37343	0.37089	0.37089	0.010	0.68063	50.00000	Averaged
46 2,4-Toluenediamene	0.20470	0.18998	0.18998	0.010	7.19073	50.00000	Averaged
47 1,3,5-Trichlorobenzene	0.27568	0.26559	0.26559	0.010	3.65960	50.00000	Averaged
48 2,4-Dichlorophenol	0.26674	0.26538	0.26538	0.010	0.50886	20.00000	Averaged
49 Benzoic Acid	10.00000	8.67622	0.21462	0.010	13.23781	0.000e+000	Quadratic
50 1,2,4-Trichlorobenzene	0.26920	0.25804	0.25804	0.010	4.14728	50.00000	Averaged
51 Naphthalene	0.98815	0.99950	0.99950	0.010	-1.14905	50.00000	Averaged
52 4-Chloroaniline	0.43090	0.39434	0.39434	0.010	8.48530	50.00000	Averaged
56 Hexachlorobutadiene	0.15839	0.15476	0.15476	0.010	2.28929	20.00000	Averaged
210 Caprolactam	5.00000	4.67134	0.10747	0.010	6.57324	0.000e+000	Quadratic
57 1,2,3-Trichlorobenzene	0.25086	0.23895	0.23895	0.010	4.74908	50.00000	Averaged
59 4-Chloro-3-Methylphenol	0.33991	0.33180	0.33180	0.010	2.38507	20.00000	Averaged
62 2-Methylnaphthalene	0.58452	0.58326	0.58326	0.010	0.21474	50.00000	Averaged
63 1-Methylnaphthalene	0.63734	0.64074	0.64074	0.010	-0.53259	50.00000	Averaged
64 Hexachlorocyclopentadiene	5.00000	4.53727	0.31506	0.050	9.25450	0.000e+000	Quadratic
66 2,4,6-Trichlorophenol	0.34651	0.34626	0.34626	0.010	0.07227	20.00000	Averaged
67 2,4,5-Trichlorophenol	0.37223	0.35718	0.35718	0.010	4.04302	50.00000	Averaged
211 1,1'-Biphenyl	1.54192	1.58064	1.58064	0.010	-2.51130	50.00000	Averaged
68 1,2,3,5-Tetrachlorobenzene	0.51913	0.50648	0.50648	0.010	2.43518	50.00000	Averaged

5B

SEMIVOLATILE ORGANIC INSTRUMENT PERFORMANCE CHECK
DECAFLUOROTRIPHENYLPHOSPHINE (DFTPP)

Lab Name: NORTH CANTON Contract:

Lab Code: TACAN Case No.: SAS No.: SDG No.: 8H07118

Lab File ID: 2DF0808 DFTPP Injection Date: 08/08/08

Instrument ID: A4AG2 DFTPP Injection Time: 1131

m/e	ION ABUNDANCE CRITERIA	% RELATIVE ABUNDANCE
51	30.0 - 80.0% of mass 198	64.6
68	Less than 2.0% of mass 69	1.1 (2.0)1
69	Mass 69 relative abundance	54.2
70	Less than 2.0% of mass 69	0.2 (0.4)1
127	25.0 - 75.0% of mass 198	56.7
197	Less than 1.0% of mass 198	0.0
198	Base Peak, 100% relative abundance	100.0
199	5.0 to 9.0% of mass 198	6.9
275	10.0 - 30.0% of mass 198	26.2
365	Greater than 0.75% of mass 198	4.00
441	Present, but less than mass 443	9.7
442	40.0 - 110.0% of mass 198	66.2
443	15.0 - 24.0% of mass 442	12.6 (19.0)2

1-Value is % mass 69 2-Value is % mass 442

THIS CHECK APPLIES TO THE FOLLOWING SAMPLES, MS, MSD, BLANKS, AND STANDARDS:

	EPA SAMPLE NO.	LAB SAMPLE ID	LAB FILE ID	DATE ANALYZED	TIME ANALYZED
01	SSTD006	L6	2SMH0808	08/08/08	1142
02	KTRE6BLK	KTRE61AA	KTRE61AA	08/08/08	1216
03	MSA-MW20D-08	KTQKA1AN	KTQKA1AN	08/08/08	1326
04	MSA-MW15S-08	KTQJ91AN	KTQJ91AN	08/08/08	1343
05	MSA-MW15I-08	KTQJ81AN	KTQJ81AN	08/08/08	1401
06	MSA-MW20I-08	KTQJ71AN	KTQJ71AN	08/08/08	1418
07	MSA-MW15D-08	KTQJ51AC	KTQJ51AC	08/08/08	1453
08					
09					
10					
11					
12					
13					
14					
15					
16					
17					
18					
19					
20					
21					
22					

TestAmerica North Canton

CONTINUING CALIBRATION COMPOUNDS

Instrument ID: a4ag2.i Injection Date: 08-AUG-2008 11:42
Lab File ID: 2SMH0808.D Init. Cal. Date(s): 22-JUL-2008 06-AUG-2008
Analysis Type: Init. Cal. Times: 09:23 18:33
Lab Sample ID: L6 Quant Type: ISTD
Method: \\cansvr11\dd\chem\MSS\a4ag2.i\80808A.b\8270-625.m

COMPOUND	RRF / AMOUNT	RF5	CCAL RRF5	MIN RRF	%D / %DRIFT	MAX %D / %DRIFT	CURVE TYPE
198 1,4-Dioxane	0.45910	0.56983	0.56983	0.010	-24.11858	50.00000	Averaged
9 Pyridine	1.33598	1.52242	1.52242	0.010	-13.95464	50.00000	Averaged
10 N-Nitrosodimethylamine	0.84018	0.93898	0.93898	0.010	-11.75864	50.00000	Averaged
12 3-Chloropropionitrile	1.05146	1.16314	1.16314	0.010	-10.62094	50.00000	Averaged
209 Benzaldehyde	0.86191	0.89612	0.89612	0.010	-3.96931	50.00000	Averaged
21 Aniline	2.06681	2.12131	2.12131	0.010	-2.63673	50.00000	Averaged
22 Phenol	1.78063	1.81742	1.81742	0.010	-2.06615	20.00000	Averaged
23 bis(2-Chloroethyl)ether	5.00000	4.35424	1.35206	0.010	12.91526	0.000e+000	Quadratic
24 2-Chlorophenol	1.39643	1.38944	1.38944	0.010	0.50040	50.00000	Averaged
26 1,3-Dichlorobenzene	1.32149	1.30786	1.30786	0.010	1.03144	50.00000	Averaged
27 1,4-Dichlorobenzene	1.31540	1.25810	1.25810	0.010	4.35600	20.00000	Averaged
28 1,2-Dichlorobenzene	1.31071	1.23427	1.23427	0.010	5.83221	50.00000	Averaged
29 Benzyl Alcohol	0.88355	0.79573	0.79573	0.010	9.93975	50.00000	Averaged
30 2-Methylphenol	1.34471	1.25139	1.25139	0.010	6.93990	50.00000	Averaged
31 bis(2-Chloroisopropyl)ether	2.78146	2.80760	2.80760	0.010	-0.93968	50.00000	Averaged
37 Acetophenone	1.86477	1.80593	1.80593	0.010	3.15560	50.00000	Averaged
32 N-Nitroso-di-n-propylamine	1.17218	1.17298	1.17298	0.050	-0.06853	50.00000	Averaged
192 4-Methylphenol	1.36553	1.36983	1.36983	0.010	-0.31430	50.00000	Averaged
34 Hexachloroethane	0.54587	0.53988	0.53988	0.010	1.09759	50.00000	Averaged
35 Nitrobenzene	0.39502	0.42595	0.42595	0.010	-7.82867	50.00000	Averaged
41 Isophorone	0.66445	0.69068	0.69068	0.010	-3.94854	50.00000	Averaged
42 2-Nitrophenol	5.00000	4.92072	0.20355	0.010	1.58570	0.000e+000	Quadratic
43 2,4-Dimethylphenol	0.40049	0.41849	0.41849	0.010	-4.49300	50.00000	Averaged
44 bis(2-Chloroethoxy)methane	0.37343	0.37751	0.37751	0.010	-1.09384	50.00000	Averaged
46 2,4-Toluenediamene	0.20470	0.18905	0.18905	0.010	7.64500	50.00000	Averaged
47 1,3,5-Trichlorobenzene	0.27568	0.26754	0.26754	0.010	2.95267	50.00000	Averaged
48 2,4-Dichlorophenol	0.26674	0.26784	0.26784	0.010	-0.41148	20.00000	Averaged
49 Benzoic Acid	10.00000	9.08527	0.22693	0.010	9.14726	0.000e+000	Quadratic
50 1,2,4-Trichlorobenzene	0.26920	0.25367	0.25367	0.010	5.76831	50.00000	Averaged
51 Naphthalene	0.98815	0.98355	0.98355	0.010	0.46486	50.00000	Averaged
52 4-Chloroaniline	0.43090	0.43456	0.43456	0.010	-0.84951	50.00000	Averaged
56 Hexachlorobutadiene	0.15839	0.14596	0.14596	0.010	7.84789	20.00000	Averaged
210 Caprolactam	5.00000	4.82057	0.11121	0.010	3.58863	0.000e+000	Quadratic
57 1,2,3-Trichlorobenzene	0.25086	0.23285	0.23285	0.010	7.17965	50.00000	Averaged
59 4-Chloro-3-Methylphenol	0.33991	0.33445	0.33445	0.010	1.60614	20.00000	Averaged
62 2-Methylnaphthalene	0.58452	0.57224	0.57224	0.010	2.10125	50.00000	Averaged
63 1-Methylnaphthalene	0.63734	0.62778	0.62778	0.010	1.50036	50.00000	Averaged
64 Hexachlorocyclopentadiene	5.00000	4.77696	0.33422	0.050	4.46078	0.000e+000	Quadratic
66 2,4,6-Trichlorophenol	0.34651	0.36165	0.36165	0.010	-4.36951	20.00000	Averaged
67 2,4,5-Trichlorophenol	0.37223	0.36719	0.36719	0.010	1.35290	50.00000	Averaged
211 1,1'-Biphenyl	1.54192	1.61396	1.61396	0.010	-4.67228	50.00000	Averaged
68 1,2,3,5-Tetrachlorobenzene	0.51913	0.50959	0.50959	0.010	1.83673	50.00000	Averaged

5B

SEMIVOLATILE ORGANIC INSTRUMENT PERFORMANCE CHECK
DECAFLUOROTRIPHENYLPHOSPHINE (DFTPP)

Lab Name: NORTH CANTON Contract:

Lab Code: TACAN Case No.: SAS No.: SDG No.: 8H07118

Lab File ID: 2DF0811 DFTPP Injection Date: 08/11/08

Instrument ID: A4AG2 DFTPP Injection Time: 0803

m/e	ION ABUNDANCE CRITERIA	% RELATIVE ABUNDANCE
51	30.0 - 80.0% of mass 198	43.8
68	Less than 2.0% of mass 69	0.0 (0.0)1
69	Mass 69 relative abundance	44.4
70	Less than 2.0% of mass 69	0.3 (0.6)1
127	25.0 - 75.0% of mass 198	53.2
197	Less than 1.0% of mass 198	0.0
198	Base Peak, 100% relative abundance	100.0
199	5.0 to 9.0% of mass 198	6.5
275	10.0 - 30.0% of mass 198	26.7
365	Greater than 0.75% of mass 198	3.03
441	Present, but less than mass 443	7.6
442	40.0 - 110.0% of mass 198	49.4
443	15.0 - 24.0% of mass 442	9.9 (20.0)2

1-Value is % mass 69 2-Value is % mass 442

THIS CHECK APPLIES TO THE FOLLOWING SAMPLES, MS, MSD, BLANKS, AND STANDARDS:

	EPA SAMPLE NO.	LAB SAMPLE ID	LAB FILE ID	DATE ANALYZED	TIME ANALYZED
01	SSTD006	L6	2SMH0811	08/11/08	0818
02	MSA-MW20S-08	KTQJ61AN	KTQJ61AN	08/11/08	1449
03					
04					
05					
06					
07					
08					
09					
10					
11					
12					
13					
14					
15					
16					
17					
18					
19					
20					
21					
22					

Report Date: 11-Aug-2008 08:34

TestAmerica North Canton

CONTINUING CALIBRATION COMPOUNDS

Instrument ID: a4ag2.i
Lab File ID: 2SMH0811.D
Analysis Type:
Lab Sample ID: L6
Method: \\cansvr11\dd\chem\MSS\a4ag2.i\80811A.b\8270-625.m

Injection Date: 11-AUG-2008 08:18
Init. Cal. Date(s): 22-JUL-2008 06-AUG-2008
Init. Cal. Times: 09:23 18:33
Quant Type: ISTD

COMPOUND	RRF / AMOUNT	RF5	CCAL RRF5	MIN RRF	%D / %DRIFT	MAX %D / %DRIFT	CURVE TYPE
198 1,4-Dioxane	0.45910	0.45656	0.45656	0.010	0.55446	50.00000	Averaged
9 Pyridine	1.33598	1.10873	1.10873	0.010	17.01046	50.00000	Averaged
10 N-Nitrosodimethylamine	0.84018	0.70719	0.70719	0.010	15.82907	50.00000	Averaged
12 3-Chloropropionitrile	1.05146	0.62907	0.62907	0.010	40.17142	50.00000	Averaged
209 Benzaldehyde	0.86191	0.73235	0.73235	0.010	15.03217	50.00000	Averaged
21 Aniline	2.06681	1.77929	1.77929	0.010	13.91161	50.00000	Averaged
22 Phenol	1.78063	1.57030	1.57030	0.010	11.81243	20.00000	Averaged
23 bis(2-Chloroethyl)ether	5.00000	3.71358	1.13708	0.010	25.72841	0.000e+000	Quadratic
24 2-Chlorophenol	1.39643	1.37524	1.37524	0.010	1.51774	50.00000	Averaged
26 1,3-Dichlorobenzene	1.32149	1.29241	1.29241	0.010	2.20069	50.00000	Averaged
27 1,4-Dichlorobenzene	1.31540	1.27701	1.27701	0.010	2.91865	20.00000	Averaged
28 1,2-Dichlorobenzene	1.31071	1.25569	1.25569	0.010	4.19758	50.00000	Averaged
29 Benzyl Alcohol	0.88355	0.75667	0.75667	0.010	14.36065	50.00000	Averaged
30 2-Methylphenol	1.34471	1.18744	1.18744	0.010	11.69585	50.00000	Averaged
31 bis(2-Chloroisopropyl)ether	2.78146	1.56712	1.56712	0.010	43.65831	50.00000	Averaged
37 Acetophenone	1.86477	1.62583	1.62583	0.010	12.81363	50.00000	Averaged
32 N-Nitroso-di-n-propylamine	1.17218	0.87075	0.87075	0.050	25.71476	50.00000	Averaged
192 4-Methylphenol	1.36553	1.21004	1.21004	0.010	11.38683	50.00000	Averaged
34 Hexachloroethane	0.54587	0.52146	0.52146	0.010	4.47135	50.00000	Averaged
35 Nitrobenzene	0.39502	0.31469	0.31469	0.010	20.33629	50.00000	Averaged
41 Isophorone	0.66445	0.53650	0.53650	0.010	19.25638	50.00000	Averaged
42 2-Nitrophenol	5.00000	4.87267	0.20138	0.010	2.54657	0.000e+000	Quadratic
43 2,4-Dimethylphenol	0.40049	0.34975	0.34975	0.010	12.66979	50.00000	Averaged
44 bis(2-Chloroethoxy)methane	0.37343	0.32031	0.32031	0.010	14.22566	50.00000	Averaged
46 2,4-Toluenediamene	0.20470	0.20437	0.20437	0.010	0.15937	50.00000	Averaged
47 1,3,5-Trichlorobenzene	0.27568	0.28490	0.28490	0.010	-3.34734	50.00000	Averaged
48 2,4-Dichlorophenol	0.26674	0.26351	0.26351	0.010	1.21238	20.00000	Averaged
49 Benzoic Acid	10.00000	6.65627	0.15410	0.010	33.43730	0.000e+000	Quadratic
50 1,2,4-Trichlorobenzene	0.26920	0.26971	0.26971	0.010	-0.18851	50.00000	Averaged
51 Naphthalene	0.98815	0.95050	0.95050	0.010	3.81032	50.00000	Averaged
52 4-Chloroaniline	0.43090	0.39000	0.39000	0.010	9.49039	50.00000	Averaged
56 Hexachlorobutadiene	0.15839	0.15342	0.15342	0.010	3.13302	20.00000	Averaged
210 Caprolactam	5.00000	4.19850	0.09563	0.010	16.03003	0.000e+000	Quadratic
57 1,2,3-Trichlorobenzene	0.25086	0.24958	0.24958	0.010	0.51065	50.00000	Averaged
59 4-Chloro-3-Methylphenol	0.33991	0.27966	0.27966	0.010	17.72412	20.00000	Averaged
62 2-Methylnaphthalene	0.58452	0.57898	0.57898	0.010	0.94734	50.00000	Averaged
63 1-Methylnaphthalene	0.63734	0.62806	0.62806	0.010	1.45612	50.00000	Averaged
64 Hexachlorocyclopentadiene	5.00000	4.42588	0.30622	0.050	11.48240	0.000e+000	Quadratic
66 2,4,6-Trichlorophenol	0.34651	0.35365	0.35365	0.010	-2.05863	20.00000	Averaged
67 2,4,5-Trichlorophenol	0.37223	0.38656	0.38656	0.010	-3.85189	50.00000	Averaged
211 1,1'-Biphenyl	1.54192	1.51153	1.51153	0.010	1.97080	50.00000	Averaged
68 1,2,3,5-Tetrachlorobenzene	0.51913	0.51795	0.51795	0.010	0.22578	50.00000	Averaged

5B

SEMIVOLATILE ORGANIC INSTRUMENT PERFORMANCE CHECK
DECAFLUOROTRIPHENYLPHOSPHINE (DFTPP)

Lab Name: NORTH CANTON Contract:

Lab Code: TACAN Case No.: SAS No.: SDG No.: 8H07118

Lab File ID: 2DF0812 DFTPP Injection Date: 08/12/08

Instrument ID: A4AG2 DFTPP Injection Time: 1210

m/e	ION ABUNDANCE CRITERIA	% RELATIVE ABUNDANCE
51	30.0 - 80.0% of mass 198	36.9
68	Less than 2.0% of mass 69	0.0 (0.0)1
69	Mass 69 relative abundance	36.7
70	Less than 2.0% of mass 69	0.2 (0.6)1
127	25.0 - 75.0% of mass 198	48.2
197	Less than 1.0% of mass 198	0.0
198	Base Peak, 100% relative abundance	100.0
199	5.0 to 9.0% of mass 198	6.5
275	10.0 - 30.0% of mass 198	25.4
365	Greater than 0.75% of mass 198	2.76
441	Present, but less than mass 443	7.3
442	40.0 - 110.0% of mass 198	47.1
443	15.0 - 24.0% of mass 442	8.8 (18.6)2

1-Value is % mass 69 2-Value is % mass 442

THIS CHECK APPLIES TO THE FOLLOWING SAMPLES, MS, MSD, BLANKS, AND STANDARDS:

	EPA SAMPLE NO.	LAB SAMPLE ID	LAB FILE ID	DATE ANALYZED	TIME ANALYZED
01	SSTD009	L9	2SHHH0812	08/12/08	1221
02	SSTD008	L8	2SHH0812	08/12/08	1238
03	SSTD007	L7	2SH0812	08/12/08	1255
04	SSTD006	L6	2SMH0812	08/12/08	1423
05	SSTD005	L5	2SMM0812	08/12/08	1440
06	SSTD004	L4	2SM0812	08/12/08	1458
07	SSTD003	L3	2SML0812	08/12/08	1515
08	SSTD002	L2	2SL0812	08/12/08	1533
09	SSTD001	L1	2SLL0812	08/12/08	1550
10					
11					
12					
13					
14					
15					
16					
17					
18					
19					
20					
21					
22					

Report Date : 14-Aug-2008 10:42

TestAmerica North Canton

INITIAL CALIBRATION DATA

Start Cal Date : 22-JUL-2008 09:23
End Cal Date : 12-AUG-2008 21:25
Quant Method : ISTD
Target Version : 4.14
Integrator : HP RTE
Method file : \\cansvr11\dd\chem\MSS\a4ag2.i\80812b.b\8270-625.m
Last Edit : 14-Aug-2008 10:29 a4ag2.i

Calibration File Names:
Level 1: \\cansvr11\dd\chem\MSS\a4ag2.i\80812A.b\2SLL0812.D
Level 2: \\cansvr11\dd\chem\MSS\a4ag2.i\80812b.b\2TL0812.D
Level 3: \\cansvr11\dd\chem\MSS\a4ag2.i\80812b.b\2TML0812.D
Level 4: \\cansvr11\dd\chem\MSS\a4ag2.i\80812b.b\2TM0812.D
Level 5: \\cansvr11\dd\chem\MSS\a4ag2.i\80812b.b\2TMM0812.D
Level 6: \\cansvr11\dd\chem\MSS\a4ag2.i\80812b.b\2TMH0812.D
Level 7: \\cansvr11\dd\chem\MSS\a4ag2.i\80812b.b\2TH0812.D
Level 8: \\cansvr11\dd\chem\MSS\a4ag2.i\80812b.b\2THH0812.D
Level 9: \\cansvr11\dd\chem\MSS\a4ag2.i\80812b.b\2THHH0812.D

Compound	0.0500000 Level 1	0.2500000 Level 2	0.5000000 Level 3	1.0000 Level 4	2.5000 Level 5	5.0000 Level 6	Curve	Coefficients b	m1	m2	%RSD or R^2	
	7.5000 Level 7	10.0000 Level 8	12.5000 Level 9									
198 1,4-Dioxane	+++++	0.36175	0.38620	0.42021	0.33453	0.39814						
	0.47532	0.46319	0.46402				AVRG		0.41292		12.54422	<-
7 N-Nitrosomorpholine	+++++	0.74719	0.70455	0.74320	0.72183	0.78569						
	0.74533	0.87609	0.92848				AVRG		0.78155		10.14454	<-
8 Ethyl methanesulfonate	+++++	0.87457	0.82441	0.75376	0.77508	0.82125						
	0.77661	0.91264	0.95955				AVRG		0.83724		8.67984	<-

TestAmerica North Canton

CONTINUING CALIBRATION COMPOUNDS

Instrument ID: a4ag2.i Injection Date: 12-AUG-2008 16:07
Lab File ID: ICVTCL.D Init. Cal. Date(s): 22-JUL-2008 12-AUG-2008
Analysis Type: Init. Cal. Times: 09:23 21:25
Lab Sample ID: ICVTCL Quant Type: ISTD
Method: \\cansvr11\dd\chem\MSS\a4ag2.i\80812A.b\8270-625.m

COMPOUND	RRF / AMOUNT	RF5	CCAL RRF5	MIN RRF	%D / %DRIFT	MAX %D / %DRIFT	CURVE TYPE
198 1,4-Dioxane	0.41292	0.43167	0.43167	0.010	-4.54067	50.00000	Averaged
9 Pyridine	1.05904	1.08681	1.08681	0.010	-2.62218	50.00000	Averaged
10 N-Nitrosodimethylamine	0.62323	0.65539	0.65539	0.010	-5.15949	50.00000	Averaged
12 3-Chloropropionitrile	0.60153	0.56196	0.56196	0.010	6.57775	50.00000	Averaged
209 Benzaldehyde	0.67482	0.67392	0.67392	0.010	0.13369	50.00000	Averaged
21 Aniline	1.64510	1.87490	1.87490	0.010	-13.96892	50.00000	Averaged
22 Phenol	1.45654	1.48686	1.48686	0.010	-2.08132	20.00000	Averaged
23 bis(2-Chloroethyl)ether	1.28959	1.17378	1.17378	0.010	8.98078	50.00000	Averaged
24 2-Chlorophenol	1.37149	1.40062	1.40062	0.010	-2.12394	50.00000	Averaged
26 1,3-Dichlorobenzene	1.33837	1.30301	1.30301	0.010	2.64187	50.00000	Averaged
27 1,4-Dichlorobenzene	1.33704	1.30387	1.30387	0.010	2.48054	20.00000	Averaged
28 1,2-Dichlorobenzene	1.31236	1.29394	1.29394	0.010	1.40357	50.00000	Averaged
29 Benzyl Alcohol	0.79712	0.80948	0.80948	0.010	-1.55083	50.00000	Averaged
30 2-Methylphenol	1.19516	1.23354	1.23354	0.010	-3.21121	50.00000	Averaged
31 bis(2-Chloroisopropyl)ether	1.52140	1.52508	1.52508	0.010	-0.24160	50.00000	Averaged
37 Acetophenone	1.63042	1.68677	1.68677	0.010	-3.45633	50.00000	Averaged
32 N-Nitroso-di-n-propylamine	0.87074	0.91237	0.91237	0.050	-4.78048	50.00000	Averaged
192 4-Methylphenol	1.24770	1.26744	1.26744	0.010	-1.58161	50.00000	Averaged
34 Hexachloroethane	0.50444	0.49208	0.49208	0.010	2.45021	50.00000	Averaged
35 Nitrobenzene	0.29639	0.28942	0.28942	0.010	2.35124	50.00000	Averaged
41 Isophorone	0.51825	0.53067	0.53067	0.010	-2.39679	50.00000	Averaged
42 2-Nitrophenol	5.00000	4.91602	0.19851	0.010	1.67959	0.000e+000	Quadratic
43 2,4-Dimethylphenol	0.33819	0.34394	0.34394	0.010	-1.70044	50.00000	Averaged
44 bis(2-Chloroethoxy)methane	0.31132	0.31254	0.31254	0.010	-0.39123	50.00000	Averaged
46 2,4-Toluenediamene	5.00000	5.53820	0.18512	0.010	-10.76407	0.000e+000	Quadratic
47 1,3,5-Trichlorobenzene	0.28350	0.27521	0.27521	0.010	2.92281	50.00000	Averaged
48 2,4-Dichlorophenol	0.27045	0.27505	0.27505	0.010	-1.70136	20.00000	Averaged
49 Benzoic Acid	10.00000	9.28910	0.21906	0.010	7.10897	0.000e+000	Quadratic
50 1,2,4-Trichlorobenzene	0.27452	0.26871	0.26871	0.010	2.11784	50.00000	Averaged
51 Naphthalene	0.94910	0.96609	0.96609	0.010	-1.79054	50.00000	Averaged
52 4-Chloroaniline	0.42566	0.45071	0.45071	0.010	-5.88637	50.00000	Averaged
56 Hexachlorobutadiene	0.16078	0.15602	0.15602	0.010	2.96126	20.00000	Averaged
210 Caprolactam	0.10115	0.10330	0.10330	0.010	-2.12183	50.00000	Averaged
57 1,2,3-Trichlorobenzene	0.25726	0.25235	0.25235	0.010	1.90633	50.00000	Averaged
59 4-Chloro-3-Methylphenol	0.29376	0.30252	0.30252	0.010	-2.98365	20.00000	Averaged
62 2-Methylnaphthalene	0.58122	0.59617	0.59617	0.010	-2.57180	50.00000	Averaged
63 1-Methylnaphthalene	0.64135	0.65883	0.65883	0.010	-2.72485	50.00000	Averaged
64 Hexachlorocyclopentadiene	5.00000	4.76638	0.30171	0.050	4.67236	0.000e+000	Quadratic
66 2,4,6-Trichlorophenol	0.35493	0.35450	0.35450	0.010	0.12286	20.00000	Averaged
67 2,4,5-Trichlorophenol	0.38126	0.38176	0.38176	0.010	-0.13157	50.00000	Averaged
211 1,1'-Biphenyl	1.44676	1.47089	1.47089	0.010	-1.66776	50.00000	Averaged
68 1,2,3,5-Tetrachlorobenzene	0.50745	0.49042	0.49042	0.010	3.35497	50.00000	Averaged

5B

SEMIVOLATILE ORGANIC INSTRUMENT PERFORMANCE CHECK
DECAFLUOROTRIPHENYLPHOSPHINE (DFTPP)

Lab Name: NORTH CANTON Contract:

Lab Code: TACAN Case No.: SAS No.: SDG No.: 8H07118

Lab File ID: 2DF0814 DFTPP Injection Date: 08/14/08

Instrument ID: A4AG2 DFTPP Injection Time: 0933

m/e	ION ABUNDANCE CRITERIA	% RELATIVE ABUNDANCE
51	30.0 - 80.0% of mass 198	42.5
68	Less than 2.0% of mass 69	0.0 (0.0)1
69	Mass 69 relative abundance	43.4
70	Less than 2.0% of mass 69	0.2 (0.4)1
127	25.0 - 75.0% of mass 198	50.3
197	Less than 1.0% of mass 198	0.0
198	Base Peak, 100% relative abundance	100.0
199	5.0 to 9.0% of mass 198	6.6
275	10.0 - 30.0% of mass 198	27.9
365	Greater than 0.75% of mass 198	2.78
441	Present, but less than mass 443	8.7
442	40.0 - 110.0% of mass 198	55.2
443	15.0 - 24.0% of mass 442	10.9 (19.8)2

1-Value is % mass 69 2-Value is % mass 442

THIS CHECK APPLIES TO THE FOLLOWING SAMPLES, MS, MSD, BLANKS, AND STANDARDS:

	EPA SAMPLE NO.	LAB SAMPLE ID	LAB FILE ID	DATE ANALYZED	TIME ANALYZED
01	SSTD006	L6	2SMH0814	08/14/08	0943
02	KTRE6CHK	KTRE61AC	KTRE61AC	08/14/08	1610
03					
04					
05					
06					
07					
08					
09					
10					
11					
12					
13					
14					
15					
16					
17					
18					
19					
20					
21					
22					

B-15

TestAmerica North Canton

CONTINUING CALIBRATION COMPOUNDS

Instrument ID: a4ag2.i
Lab File ID: 2SMH0814.D
Analysis Type:
Lab Sample ID: L6
Method: \\cansvr11\dd\chem\MSS\a4ag2.i\80814A.b\8270-625.m

Injection Date: 14-AUG-2008 09:43
Init. Cal. Date(s): 22-JUL-2008 12-AUG-2008
Init. Cal. Times: 09:23 21:25
Quant Type: ISTD

COMPOUND	RRF / AMOUNT	RF5	CCAL RRF5	MIN RRF	%D / %DRIFT	MAX %D / %DRIFT	CURVE TYPE
198 1,4-Dioxane	0.41292	0.40522	0.40522	0.010	1.86411	50.00000	Averaged
9 Pyridine	1.05904	1.05905	1.05905	0.010	-0.00116	50.00000	Averaged
10 N-Nitrosodimethylamine	0.62323	0.60321	0.60321	0.010	3.21330	50.00000	Averaged
12 3-Chloropropionitrile	0.60153	0.55185	0.55185	0.010	8.25753	50.00000	Averaged
209 Benzaldehyde	0.67482	0.64017	0.64017	0.010	5.13565	50.00000	Averaged
21 Aniline	1.64510	1.79968	1.79968	0.010	-9.39674	50.00000	Averaged
22 Phenol	1.45654	1.49038	1.49038	0.010	-2.32315	20.00000	Averaged
23 bis(2-Chloroethyl)ether	1.28959	1.09001	1.09001	0.010	15.47617	50.00000	Averaged
24 2-Chlorophenol	1.37149	1.38714	1.38714	0.010	-1.14154	50.00000	Averaged
26 1,3-Dichlorobenzene	1.33837	1.29407	1.29407	0.010	3.30978	50.00000	Averaged
27 1,4-Dichlorobenzene	1.33704	1.26346	1.26346	0.010	5.50300	20.00000	Averaged
28 1,2-Dichlorobenzene	1.31236	1.25949	1.25949	0.010	4.02880	50.00000	Averaged
29 Benzyl Alcohol	0.79712	0.76224	0.76224	0.010	4.37602	50.00000	Averaged
30 2-Methylphenol	1.19516	1.15577	1.15577	0.010	3.29587	50.00000	Averaged
31 bis(2-Chloroisopropyl)ether	1.52140	1.28940	1.28940	0.010	15.24903	50.00000	Averaged
37 Acetophenone	1.63042	1.58313	1.58313	0.010	2.90025	50.00000	Averaged
32 N-Nitroso-di-n-propylamine	0.87074	0.81088	0.81088	0.050	6.87452	50.00000	Averaged
192 4-Methylphenol	1.24770	1.24684	1.24684	0.010	0.06870	50.00000	Averaged
34 Hexachloroethane	0.50444	0.47993	0.47993	0.010	4.85903	50.00000	Averaged
35 Nitrobenzene	0.29639	0.28219	0.28219	0.010	4.79179	50.00000	Averaged
41 Isophorone	0.51825	0.50015	0.50015	0.010	3.49230	50.00000	Averaged
42 2-Nitrophenol	5.00000	4.77363	0.19218	0.010	4.52747	0.000e+000	Quadratic
43 2,4-Dimethylphenol	0.33819	0.33945	0.33945	0.010	-0.37436	50.00000	Averaged
44 bis(2-Chloroethoxy)methane	0.31132	0.31013	0.31013	0.010	0.38283	50.00000	Averaged
46 2,4-Toluenediamene	5.00000	4.99800	0.16515	0.010	0.04008	0.000e+000	Quadratic
47 1,3,5-Trichlorobenzene	0.28350	0.28300	0.28300	0.010	0.17620	50.00000	Averaged
48 2,4-Dichlorophenol	0.27045	0.27120	0.27120	0.010	-0.27808	20.00000	Averaged
49 Benzoic Acid	10.00000	8.89615	0.20851	0.010	11.03849	0.000e+000	Quadratic
50 1,2,4-Trichlorobenzene	0.27452	0.27546	0.27546	0.010	-0.34076	50.00000	Averaged
51 Naphthalene	0.94910	0.93613	0.93613	0.010	1.36600	50.00000	Averaged
52 4-Chloroaniline	0.42566	0.42664	0.42664	0.010	-0.23073	50.00000	Averaged
56 Hexachlorobutadiene	0.16078	0.15559	0.15559	0.010	3.22995	20.00000	Averaged
210 Caprolactam	0.10115	0.10074	0.10074	0.010	0.40583	50.00000	Averaged
57 1,2,3-Trichlorobenzene	0.25726	0.25576	0.25576	0.010	0.58091	50.00000	Averaged
59 4-Chloro-3-Methylphenol	0.29376	0.28346	0.28346	0.010	3.50694	20.00000	Averaged
62 2-Methylnaphthalene	0.58122	0.57894	0.57894	0.010	0.39136	50.00000	Averaged
63 1-Methylnaphthalene	0.64135	0.63059	0.63059	0.010	1.67709	50.00000	Averaged
64 Hexachlorocyclopentadiene	5.00000	4.82460	0.30593	0.050	3.50802	0.000e+000	Quadratic
66 2,4,6-Trichlorophenol	0.35493	0.35949	0.35949	0.010	-1.28281	20.00000	Averaged
67 2,4,5-Trichlorophenol	0.38126	0.38999	0.38999	0.010	-2.29059	50.00000	Averaged
211 1,1'-Biphenyl	1.44676	1.44019	1.44019	0.010	0.45402	50.00000	Averaged
68 1,2,3,5-Tetrachlorobenzene	0.50745	0.51339	0.51339	0.010	-1.17114	50.00000	Averaged

5B

SEMIVOLATILE ORGANIC INSTRUMENT PERFORMANCE CHECK
DECAFLUOROTRIPHENYLPHOSPHINE (DFTPP)

Lab Name: NORTH CANTON Contract:

Lab Code: TACAN Case No.: SAS No.: SDG No.: 8H07118

Lab File ID: 7DF0805 DFTPP Injection Date: 08/05/08

Instrument ID: A4HP7 DFTPP Injection Time: 1800

m/e	ION ABUNDANCE CRITERIA	% RELATIVE ABUNDANCE
51	30.0 - 80.0% of mass 198	44.9
68	Less than 2.0% of mass 69	0.4 (0.7)1
69	Mass 69 relative abundance	55.0
70	Less than 2.0% of mass 69	0.3 (0.5)1
127	25.0 - 75.0% of mass 198	57.8
197	Less than 1.0% of mass 198	0.7
198	Base Peak, 100% relative abundance	100.0
199	5.0 to 9.0% of mass 198	6.6
275	10.0 - 30.0% of mass 198	21.8
365	Greater than 0.75% of mass 198	2.43
441	Present, but less than mass 443	11.3
442	40.0 - 110.0% of mass 198	76.4
443	15.0 - 24.0% of mass 442	15.0 (19.6)2

1-Value is % mass 69 2-Value is % mass 442

THIS CHECK APPLIES TO THE FOLLOWING SAMPLES, MS, MSD, BLANKS, AND STANDARDS:

	EPA SAMPLE NO.	LAB SAMPLE ID	LAB FILE ID	DATE ANALYZED	TIME ANALYZED
01	SSTD005	L5	7SMM0805	08/05/08	1820
02	SSTD004	L4	7SM0805	08/05/08	1840
03	SSTD003	L3	7SML0805	08/05/08	1900
04	SSTD002	L2	7SL0805	08/05/08	1920
05	SSTD001	L1	7SLL0805	08/05/08	1940
06	SSTD009	L9	7HHH0805	08/05/08	2000
07	SSTD008	L8	7SHH0805	08/05/08	2020
08	SSTD007	L7	7SH0805	08/05/08	2040
09	SSTD006	L6	7SMH0805	08/05/08	2100
10					
11					
12					
13					
14					
15					
16					
17					
18					
19					
20					
21					
22					

Report Date : 06-Aug-2008 08:21

TestAmerica North Canton

INITIAL CALIBRATION DATA

Start Cal Date : 05-AUG-2008 16:13
End Cal Date : 05-AUG-2008 21:00
Quant Method : ISTD
Origin : Included
Target Version : 4.14
Integrator : HP RTE
Method file : \\cansvr11\dd\chem\MSS\a4hp7.i\80805a.b\8270-625.m
Last Edit : 05-Aug-2008 21:33 gruberj

Calibration File Names:
Level 1: \\cansvr11\dd\chem\MSS\a4hp7.i\80805a.b\7SLL0805.D
Level 2: \\cansvr11\dd\chem\MSS\a4hp7.i\80805a.b\7SL0805.D
Level 3: \\cansvr11\dd\chem\MSS\a4hp7.i\80805a.b\7SML0805.D
Level 4: \\cansvr11\dd\chem\MSS\a4hp7.i\80805a.b\7SM0805.D
Level 5: \\cansvr11\dd\chem\MSS\a4hp7.i\80805a.b\7SMM0805.D
Level 6: \\cansvr11\dd\chem\MSS\a4hp7.i\80805a.b\7SMH0805.D
Level 7: \\cansvr11\dd\chem\MSS\a4hp7.i\80805a.b\7SH0805.D
Level 8: \\cansvr11\dd\chem\MSS\a4hp7.i\80805a.b\7SHH0805.D
Level 9: \\cansvr11\dd\chem\MSS\a4hp7.i\80805a.b\7HHH0805.D

Compound	0.0500000 Level 1	0.2500000 Level 2	0.5000000 Level 3	1.0000 Level 4	2.5000 Level 5	5.0000 Level 6	Curve	Coefficients b	m1	m2	%RSD or R^2	
	7.5000 Level 7	10.0000 Level 8	12.5000 Level 9									
198 1,4-Dioxane	+++++	0.70319	0.67229	0.69226	0.69472	0.66483						
	0.66081	0.71670	0.68908				AVRG		0.68674		2.82167	<-
7 N-Nitrosomorpholine	+++++	+++++	+++++	+++++	+++++	+++++						
	+++++	+++++	+++++				AVRG		0.000e+000		0.000e+000	<-
8 Ethyl methanesulfonate	+++++	+++++	+++++	+++++	+++++	+++++						
	+++++	+++++	+++++				AVRG		0.000e+000		0.000e+000	<-

5B

SEMIVOLATILE ORGANIC INSTRUMENT PERFORMANCE CHECK
DECAFLUOROTRIPHENYLPHOSPHINE (DFTPP)

Lab Name: NORTH CANTON Contract:

Lab Code: TACAN Case No.: SAS No.: SDG No.: 8H07118

Lab File ID: 7DF0811 DFTPP Injection Date: 08/11/08

Instrument ID: A4HP7 DFTPP Injection Time: 0925

m/e	ION ABUNDANCE CRITERIA	% RELATIVE ABUNDANCE
51	30.0 - 80.0% of mass 198	40.3
68	Less than 2.0% of mass 69	0.9 (1.8)1
69	Mass 69 relative abundance	49.8
70	Less than 2.0% of mass 69	0.3 (0.6)1
127	25.0 - 75.0% of mass 198	57.8
197	Less than 1.0% of mass 198	0.7
198	Base Peak, 100% relative abundance	100.0
199	5.0 to 9.0% of mass 198	6.8
275	10.0 - 30.0% of mass 198	23.7
365	Greater than 0.75% of mass 198	2.90
441	Present, but less than mass 443	12.5
442	40.0 - 110.0% of mass 198	83.1
443	15.0 - 24.0% of mass 442	15.6 (18.7)2

1-Value is % mass 69 2-Value is % mass 442

THIS CHECK APPLIES TO THE FOLLOWING SAMPLES, MS, MSD, BLANKS, AND STANDARDS:

	EPA SAMPLE NO.	LAB SAMPLE ID	LAB FILE ID	DATE ANALYZED	TIME ANALYZED
01	SSTD006	L6	7SMH0811	08/11/08	1007
02	KTWPNBLK	KTWPN1AA	KTWPN1AA	08/11/08	1026
03	KTWPNCHK	KTWPN1AC	KTWPN1AC	08/11/08	1045
04	KTWPNCKDUP	KTWPN1AD	KTWPN1AD	08/11/08	1104
05	MSA-MW26D-08	KTTHR1AN	KTTHR1AN	08/11/08	1432
06	MSA-MW19D-08	KTTHT1AN	KTTHT1AN	08/11/08	1451
07	MSA-MW26I-08	KTTHV1AN	KTTHV1AN	08/11/08	1509
08	MSA-MW26S-08	KTTHP1AC	KTTHP1AC	08/11/08	1528
09	MSA-MW19I-08	KTTHQ1AN	KTTHQ1AN	08/11/08	1608
10					
11					
12					
13					
14					
15					
16					
17					
18					
19					
20					
21					
22					

TestAmerica North Canton

CONTINUING CALIBRATION COMPOUNDS

Instrument ID: a4hp7.i Injection Date: 11-AUG-2008 10:07
Lab File ID: 7SMH0811.D Init. Cal. Date(s): 05-AUG-2008 05-AUG-2008
Analysis Type: Init. Cal. Times: 16:13 21:00
Lab Sample ID: 16 Quant Type: ISTD
Method: \\cansvr11\dd\chem\MSS\a4hp7.i\80811a.b\8270-625.m

COMPOUND	RRF / AMOUNT	RF5	CCAL RRF5	MIN RRF	%D / %DRIFT	MAX %D / %DRIFT	CURVE TYPE
142 Benzo(k)fluoranthene	1.19535	1.22917	1.22917	0.010	-2.82925	50.00000	Averaged
146 Benzo(a)pyrene	1.07761	1.13575	1.13575	0.010	-5.39557	20.00000	Averaged
149 Indeno(1,2,3-cd)pyrene	1.20384	1.26882	1.26882	0.010	-5.39830	50.00000	Averaged
150 Dibenz(a,h)anthracene	1.02197	1.10144	1.10144	0.010	-7.77598	50.00000	Averaged
151 Benzo(g,h,i)perylene	1.05512	1.12502	1.12502	0.010	-6.62520	50.00000	Averaged
198 1,4-Dioxane	0.68674	0.52111	0.52111	0.010	24.11850	50.00000	Averaged
$ 154 Nitrobenzene-d5	0.45302	0.48343	0.48343	0.010	-6.71370	50.00000	Averaged
$ 155 2-Fluorobiphenyl	1.10130	1.10598	1.10598	0.010	-0.42499	50.00000	Averaged
$ 156 Terphenyl-d14	0.68219	0.69559	0.69559	0.010	-1.96394	50.00000	Averaged
$ 157 Phenol-d5	2.17631	2.10391	2.10391	0.010	3.32651	50.00000	Averaged
$ 158 2-Fluorophenol	1.40988	1.33856	1.33856	0.010	5.05877	50.00000	Averaged
$ 159 2,4,6-Tribromophenol	0.12287	0.13570	0.13570	0.010	-10.43625	50.00000	Averaged
$ 186 2-Chlorophenol-d4	1.15601	1.14329	1.14329	0.010	1.10077	50.00000	Averaged
$ 187 1,2-Dichlorobenzene-d4	0.76594	0.80112	0.80112	0.010	-4.59260	50.00000	Averaged
M 195 Cresols, total	3.22813	3.26934	3.26934	0.010	-1.27656	50.00000	Averaged
101 Diphenylamine	0.51340	0.50382	0.50382	0.010	1.86688	50.00000	Averaged

5B

SEMIVOLATILE ORGANIC INSTRUMENT PERFORMANCE CHECK
DECAFLUOROTRIPHENYLPHOSPHINE (DFTPP)

Lab Name: NORTH CANTON Contract:

Lab Code: TACAN Case No.: SAS No.: SDG No.: 8H07118

Lab File ID: 7DF0812 DFTPP Injection Date: 08/12/08

Instrument ID: A4HP7 DFTPP Injection Time: 1308

m/e	ION ABUNDANCE CRITERIA	% RELATIVE ABUNDANCE
51	30.0 - 80.0% of mass 198	44.6
68	Less than 2.0% of mass 69	0.6 (1.1)1
69	Mass 69 relative abundance	54.2
70	Less than 2.0% of mass 69	0.3 (0.5)1
127	25.0 - 75.0% of mass 198	56.5
197	Less than 1.0% of mass 198	0.1
198	Base Peak, 100% relative abundance	100.0
199	5.0 to 9.0% of mass 198	6.4
275	10.0 - 30.0% of mass 198	21.4
365	Greater than 0.75% of mass 198	2.66
441	Present, but less than mass 443	9.9
442	40.0 - 110.0% of mass 198	71.3
443	15.0 - 24.0% of mass 442	13.2 (18.5)2

1-Value is % mass 69 2-Value is % mass 442

THIS CHECK APPLIES TO THE FOLLOWING SAMPLES, MS, MSD, BLANKS, AND STANDARDS:

	EPA SAMPLE NO.	LAB SAMPLE ID	LAB FILE ID	DATE ANALYZED	TIME ANALYZED
01	SSTD006	L6	7SMH0812	08/12/08	1325
02	KTW8RBLK	KTW8R1AA	KTW8R1AA	08/12/08	1505
03	KTW8RCHK	KTW8R1AC	KTW8R1AC	08/12/08	1524
04	KTW8RCKDUP	KTW8R1AD	KTW8R1AD	08/12/08	1543
05	DMW-21I-0808	KTWQ81AC	KTWQ81AC	08/12/08	1736
06	DMW-28I-0808	KTWQ91AN	KTWQ91AN	08/12/08	1755
07	DMW-21D-0808	KTWRA1AN	KTWRA1AN	08/12/08	1813
08	DMW-27DEEP-0	KTWRC1A1	KTWRC1A1	08/12/08	1832
09	DMW-10S-0808	KTWRD1AN	KTWRD1AN	08/12/08	1851
10	DMW-29DEEP-0	KTWRE1A1	KTWRE1A1	08/12/08	1910
11					
12					
13					
14					
15					
16					
17					
18					
19					
20					
21					
22					

TestAmerica North Canton

CONTINUING CALIBRATION COMPOUNDS

Instrument ID: a4hp7.i Injection Date: 12-AUG-2008 13:25
Lab File ID: 7SMH0812.D Init. Cal. Date(s): 05-AUG-2008 05-AUG-2008
Analysis Type: Init. Cal. Times: 16:13 21:00
Lab Sample ID: 16 Quant Type: ISTD
Method: \\cansvr11\dd\chem\MSS\a4hp7.i\80812a.b\8270-625.m

COMPOUND	RRF / AMOUNT	RF5	CCAL RRF5	MIN RRF	%D / %DRIFT	MAX %D / %DRIFT	CURVE TYPE
142 Benzo(k)fluoranthene	1.19535	1.31022	1.31022	0.010	-9.61019	50.00000	Averaged
146 Benzo(a)pyrene	1.07761	1.14179	1.14179	0.010	-5.95637	20.00000	Averaged
149 Indeno(1,2,3-cd)pyrene	1.20384	1.26257	1.26257	0.010	-4.87922	50.00000	Averaged
150 Dibenz(a,h)anthracene	1.02197	1.07162	1.07162	0.010	-4.85826	50.00000	Averaged
151 Benzo(g,h,i)perylene	1.05512	1.09533	1.09533	0.010	-3.81086	50.00000	Averaged
198 1,4-Dioxane	0.68674	0.66730	0.66730	0.010	2.82966	50.00000	Averaged
$ 154 Nitrobenzene-d5	0.45302	0.47128	0.47128	0.010	-4.03055	50.00000	Averaged
$ 155 2-Fluorobiphenyl	1.10130	1.11598	1.11598	0.010	-1.33346	50.00000	Averaged
$ 156 Terphenyl-d14	0.68219	0.66861	0.66861	0.010	1.99024	50.00000	Averaged
$ 157 Phenol-d5	2.17631	1.94138	1.94138	0.010	10.79489	50.00000	Averaged
$ 158 2-Fluorophenol	1.40988	1.38206	1.38206	0.010	1.97344	50.00000	Averaged
$ 159 2,4,6-Tribromophenol	0.12287	0.12958	0.12958	0.010	-5.45975	50.00000	Averaged
$ 186 2-Chlorophenol-d4	1.15601	1.07628	1.07628	0.010	6.89662	50.00000	Averaged
$ 187 1,2-Dichlorobenzene-d4	0.76594	0.75808	0.75808	0.010	1.02639	50.00000	Averaged
M 195 Cresols, total	3.22813	2.97089	2.97089	0.010	7.96876	50.00000	Averaged
101 Diphenylamine	0.51340	0.46688	0.46688	0.010	9.06214	50.00000	Averaged

SW846 8270C SURROGATE RECOVERY

Lab Name: TestAmerica Laboratories, Inc. Client: Tetra Tech NUS, Inc

Lab Code: TALCAN SDG No: 8H07118

Lot #: A8H070118

Extraction: XXI54QL01

	CLIENT ID.	SRG01	SRG02	SRG03	SRG04	SRG05	SRG06	TOT OUT
01	MSA-MW15D-080608	63	46	98	21	35	61	00
02	MSA-MW20S-080608	56 D	58 D	98 D	22 D	46 D	69 D	00
03	MSA-MW20I-080608	66	49	87	21	37	62	00
04	MSA-MW15I-080608	49	35	65	18	31	50	00
05	MSA-MW15S-080608	69	45	100	24	42	74	00
06	MSA-MW20D-080608	68	46	92	23	42	64	00
07	INTRA-LAB QC	59	31	91	19	35	73	00
08	METHOD BLK. KTRE61AA	50	32	78	33	48	47	00
09	LCS KTRE61AC	71	66	94	52	72	96	00
10	LAB MS/MSD D	58	38	73	37	53	60	00
11	LAB MS/MSD S	60	36	71	40	58	57	00

SURROGATES		QC LIMITS
SRG01	= Nitrobenzene-d5	(27-111)
SRG02	= 2-Fluorobiphenyl	(28-110)
SRG03	= Terphenyl-d14	(37-119)
SRG04	= Phenol-d5	(10-110)
SRG05	= 2-Fluorophenol	(10-110)
SRG06	= 2,4,6-Tribromophenol	(22-120)

\# Column to be used to flag recovery values
* Values outside of required QC Limits
D System monitoring Compound diluted out

FORM II

SW846 8270C SURROGATE RECOVERY

Lab Name: TestAmerica Laboratories, Inc. Client: Tetra Tech NUS, Inc

Lab Code: TALCAN SDG No: 8H07118

Lot #: A8H080117

Extraction: XXI51QL01

	CLIENT ID.	SRG01	SRG02	SRG03	SRG04	SRG05	SRG06	TOT OUT
01	MSA-MW26S-080708	86	74	73	69	60	94	00
02	MSA-MW19I-080708	75	70	97	66	59	92	00
03	MSA-MW26D-080708	64	61	86	56	51	83	00
04	MSA-MW19D-080708	80	77	101	71	64	96	00
05	MSA-MW26I-080708	80	75	99	69	61	92	00
06	METHOD BLK. KTWPN1AA	58	50	71	52	47	55	00
07	LCS KTWPN1AC	87	82	104	75	71	86	00
08	LCSD KTWPN1AD	89	82	104	74	72	85	00

SURROGATES		QC LIMITS
SRG01	= Nitrobenzene-d5	(27-111)
SRG02	= 2-Fluorobiphenyl	(28-110)
SRG03	= Terphenyl-d14	(37-119)
SRG04	= Phenol-d5	(10-110)
SRG05	= 2-Fluorophenol	(10-110)
SRG06	= 2,4,6-Tribromophenol	(22-120)

\# Column to be used to flag recovery values
* Values outside of required QC Limits
D System monitoring Compound diluted out

FORM II

SW846 8270C SURROGATE RECOVERY

Lab Name: TestAmerica Laboratories, Inc. Client: Tetra Tech NUS, Inc

Lab Code: TALCAN SDG No: 8H07118

Lot #: A8H090106

Extraction: XXI51QL01

	CLIENT ID.	SRG01	SRG02	SRG03	SRG04	SRG05	SRG06	TOT OUT
01	DMW-21I-080808	77	72	72	62	67	87	00
02	DMW-28I-080808	64	63	83	57	58	85	00
03	DMW-21D-080808	66	62	85	56	59	80	00
04	DMW-27DEEP-080808	54	54	68	46	46	79	00
05	DMW-10S-080808	69	69	87	63	63	85	00
06	DMW-29DEEP-080808	68	66	91	56	58	79	00
07	METHOD BLK. KTW8R1AA	78	76	92	65	71	81	00
08	LCS KTW8R1AC	76	74	97	63	71	81	00
09	LCSD KTW8R1AD	74	73	96	63	70	81	00

SURROGATES		QC LIMITS
SRG01	= Nitrobenzene-d5	(27-111)
SRG02	= 2-Fluorobiphenyl	(28-110)
SRG03	= Terphenyl-d14	(37-119)
SRG04	= Phenol-d5	(10-110)
SRG05	= 2-Fluorophenol	(10-110)
SRG06	= 2,4,6-Tribromophenol	(22-120)

\# Column to be used to flag recovery values
* Values outside of required QC Limits
D System monitoring Compound diluted out

FORM II

SW846 8270C CHECK SAMPLE RECOVERY

Lab Name: TestAmerica Laboratories, Inc. Client: Tetra Tech NUS, Inc

Lab Code: TALCAN SDG No: 8H07118

Lot #: A8H070000 WO #: KTRE61AC
BATCH: 8220251

COMPOUND	SPIKE ADDED (ug/L)	SAMPLE CONCENT. (ug/L)	% REC	QC LIMITS REC	QUAL
1,2,4-Trichlorobenzene	40	23	58	25 - 110	
Acenaphthene	40	27	68	40 - 110	
2,4-Dinitrotoluene	40	28	70	52 - 123	
Pyrene	40	28	69	55 - 120	
N-Nitrosodi-n-propylamine	40	28	70	37 - 121	
1,4-Dichlorobenzene	40	21	53	19 - 110	
Pentachlorophenol	40	34	84	26 - 110	
Phenol	40	20	51	14 - 112	
2-Chlorophenol	40	32	79	27 - 110	
4-Chloro-3-methylphenol	40	30	75	39 - 110	
4-Nitrophenol	40	18	46	12 - 130	

NOTES(S):

* Values outside of QC limits

Spike Recovery: 0 out of 11 outside limits

COMMENTS:

FORM III

SW846 8270C CHECK SAMPLE RECOVERY

Lab Name: TestAmerica Laboratories, Inc. Client: Tetra Tech NUS, Inc

Lab Code: TALCAN SDG No: 8H07118

Lot #: A8H090000 WO #: KTWPN1AC
BATCH: 8222017

COMPOUND	SPIKE ADDED (ug/L)	SAMPLE CONCENT. (ug/L)	% REC	QC LIMITS REC	QUAL
1,2,4-Trichlorobenzene	40	29	73	25- 110	
Acenaphthene	40	36	91	40- 110	
2,4-Dinitrotoluene	40	36	90	52- 123	
Pyrene	40	33	82	55- 120	
N-Nitrosodi-n-propylamine	40	30	76	37- 121	
1,4-Dichlorobenzene	40	27	69	19- 110	
Pentachlorophenol	40	33	82	26- 110	
Phenol	40	29	73	14- 112	
2-Chlorophenol	40	29	71	27- 110	
4-Chloro-3-methylphenol	40	32	79	39- 110	
4-Nitrophenol	40	34	85	12- 130	

NOTES(S):

* Values outside of QC limits

Spike Recovery: 0 out of 11 outside limits

COMMENTS:

FORM III

SW846 8270C CHECK SAMPLE DUPLICATE RECOVERY

Lab Name: TestAmerica Laboratories, Inc. Client: Tetra Tech NUS, Inc

Lab Code: TALCAN SDG No: 8H07118

Lot #: A8H090000 WO #: KTWPN1AD
BATCH: 8222017

COMPOUND	SPIKE ADDED (ug/L)	SAMPLE CONCENT. (ug/L)	% REC	QC LIMITS REC	QUAL
1,2,4-Trichlorobenzene	40	29	72	25- 110	
Acenaphthene	40	35	88	40- 110	
2,4-Dinitrotoluene	40	36	90	52- 123	
Pyrene	40	32	81	55- 120	
N-Nitrosodi-n-propylamine	40	29	72	37- 121	
1,4-Dichlorobenzene	40	26	66	19- 110	
Pentachlorophenol	40	33	83	26- 110	
Phenol	40	28	71	14- 112	
2-Chlorophenol	40	27	68	27- 110	
4-Chloro-3-methylphenol	40	32	80	39- 110	
4-Nitrophenol	40	34	86	12- 130	

NOTES(S):

* Values outside of QC limits

Spike Recovery: 0 out of 11 outside limits

COMMENTS:

FORM III

SW846 8270C CHECK SAMPLE RECOVERY

Lab Name: TestAmerica Laboratories, Inc. Client: Tetra Tech NUS, Inc

Lab Code: TALCAN SDG No: 8H07118

Lot #: A8H090000 WO #: KTW8R1AC
BATCH: 8222094

COMPOUND	SPIKE ADDED (ug/L)	SAMPLE CONCENT. (ug/L)	% REC	QC LIMITS REC	QUAL
2-Chlorophenol	40	26	64	27- 110	
4-Chloro-3-methylphenol	40	29	72	39- 110	
4-Nitrophenol	40	31	78	12- 130	
1,2,4-Trichlorobenzene	40	27	68	25- 110	
Acenaphthene	40	34	84	40- 110	
2,4-Dinitrotoluene	40	34	84	52- 123	
Pyrene	40	29	74	55- 120	
N-Nitrosodi-n-propylamine	40	27	68	37- 121	
1,4-Dichlorobenzene	40	26	65	19- 110	
Pentachlorophenol	40	29	72	26- 110	
Phenol	40	27	68	14- 112	

NOTES(S):

* Values outside of QC limits

Spike Recovery: 0 out of 11 outside limits

COMMENTS:

FORM III

SW846 8270C CHECK SAMPLE DUPLICATE RECOVERY

Lab Name: TestAmerica Laboratories, Inc. Client: Tetra Tech NUS, Inc

Lab Code: TALCAN SDG No: 8H07118

Lot #: A8H090000 WO #: KTW8R1AD
BATCH: 8222094

COMPOUND	SPIKE ADDED (ug/L)	SAMPLE CONCENT. (ug/L)	% REC	QC LIMITS REC	QUAL
1,2,4-Trichlorobenzene	40	26	66	25- 110	
Acenaphthene	40	34	85	40- 110	
2,4-Dinitrotoluene	40	34	84	52- 123	
Pyrene	40	29	72	55- 120	
N-Nitrosodi-n-propylamine	40	27	69	37- 121	
1,4-Dichlorobenzene	40	25	63	19- 110	
Pentachlorophenol	40	28	70	26- 110	
Phenol	40	27	68	14- 112	
2-Chlorophenol	40	25	63	27- 110	
4-Chloro-3-methylphenol	40	28	71	39- 110	
4-Nitrophenol	40	31	76	12- 130	

NOTES(S):

* Values outside of QC limits

Spike Recovery: 0 out of 11 outside limits

COMMENTS:

FORM III

SW846 8270C MATRIX SPIKE/MATRIX SPIKE DUPLICATE RECOVERY

Lab Name: TestAmerica Laboratories, Inc. Client: Tetra Tech NUS, Inc

Lab Code: TALCAN SDG No: 8H07118

Matrix Spike ID: LAB MS/MSD

Lot #: A8H070197 WO #: KTQ541CH
BATCH: 8220251

COMPOUND	SPIKE ADDED (ug/L)	SAMPLE CONCENT. (ug/L)	MS CONCENT. (ug/L)	MS % REC	LIMITS REC	QUAL
1,2,4-Trichlorobenzene	38	ND	8.5	22*	25 - 110	a
Acenaphthene	38	ND	30	78	36 - 110	
2,4-Dinitrotoluene	38	ND	49	129*	46 - 119	a
Pyrene	38	ND	50	130*	54 - 115	a
N-Nitrosodi-n-propylamine	38	ND	43	111	25 - 119	
1,4-Dichlorobenzene	38	ND	9.1	24	17 - 110	
Pentachlorophenol	38	ND	47	121*	23 - 110	a
Phenol	38	ND	30	78	16 - 110	
2-Chlorophenol	38	ND	37	97	26 - 110	
4-Chloro-3-methylphenol	38	ND	45	116*	33 - 110	a
4-Nitrophenol	38	ND	35	90	13 - 127	

NOTES(S):

a Spiked analyte recovery is outside stated control limits.

Column to be used to flag recovery and RPD values with an asterisk
* Values outside of QC limits

RPD: 0 out of 0 outside limits
Spike Recovery: 5 out of 11 outside limits

COMMENTS:

FORM III

SW846 8270C MATRIX SPIKE/MATRIX SPIKE DUPLICATE RECOVERY

Lab Name: TestAmerica Laboratories, Inc. Client: Tetra Tech NUS, Inc

Lab Code: TALCAN SDG No: 8H07118

Matrix Spike ID: LAB MS/MSD

Lot #: A8H070197 WO #: KTQ541CJ
BATCH: 8220251

COMPOUND	SPIKE ADDED (ug/L)	MSD CONCENT. (ug/L)	MSD % REC	% RPD		QC LIMITS RPD	QC LIMITS REC	QUAL
1,2,4-Trichlorobenzene	38	13	33	41	*	30	25- 110	p
Acenaphthene	38	33	87	10		30	36- 110	
2,4-Dinitrotoluene	38	53	139*	7.9		30	46- 119	a
Pyrene	38	51	133*	2.0		30	54- 115	a
N-Nitrosodi-n-propylamine	38	46	120*	8.4		30	25- 119	a
1,4-Dichlorobenzene	38	13	33	35	*	30	17- 110	p
Pentachlorophenol	38	48	124*	1.8		30	23- 110	a
Phenol	38	29	76	2.4		30	16- 110	
2-Chlorophenol	38	37	96	1.4		30	26- 110	
4-Chloro-3-methylphenol	38	48	125*	7.6		30	33- 110	a
4-Nitrophenol	38	37	96	5.9		30	13- 127	

NOTES(S):

p Relative percent difference (RPD) is outside stated control limits.

a Spiked analyte recovery is outside stated control limits.

Column to be used to flag recovery and RPD values with an asterisk
* Values outside of QC limits

RPD: 2 out of 11 outside limits
Spike Recovery: 5 out of 11 outside limits

COMMENTS:

FORM III

SW846 8270C METHOD BLANK SUMMARY

BLANK WORKORDER NO.

KTRE61AA

Lab Name: TestAmerica Laboratories, Inc.

Lab Code: TALCAN SDG Number: 8H07118

Lab File ID: KTRE61AA. Lot Number: A8H070118

Date Analyzed: 08/08/08 Time Analyzed: 12:16

Matrix: WATER Date Extracted: 08/07/08

GC Column: DB-5.625 ID: .18 Extraction Method: 3510C

Instrument ID: AG2 Level: (low/med) LOW

THIS METHOD BLANK APPLIES TO THE FOLLOWING SAMPLES, LCS, LCSD, MS , MSD:

	CLIENT ID.	SAMPLE WORK ORDER #	LAB FILE ID	DATE ANALYZED	TIME ANALYZED
01	MSA-MW15D-080608	KTQJ51AC	KTQJ51AC.	08/08/08	14:53
02	MSA-MW20S-080608	KTQJ61AN	KTQJ61AN.	08/11/08	14:49
03	MSA-MW20I-080608	KTQJ71AN	KTQJ71AN.	08/08/08	14:18
04	MSA-MW15I-080608	KTQJ81AN	KTQJ81AN.	08/08/08	14:01
05	MSA-MW15S-080608	KTQJ91AN	KTQJ91AN.	08/08/08	13:43
06	MSA-MW20D-080608	KTQKA1AN	KTQKA1AN.	08/08/08	13:26
07	INTRA-LAB QC	KTQ541AA	KTQ541AA.	08/08/08	15:45
08	LAB MS/MSD	KTQ541CH S	KTQ541CH.	08/08/08	16:03
09	LAB MS/MSD	KTQ541CJ D	KTQ541CJ.	08/08/08	16:20
10	CHECK SAMPLE	KTRE61AC C	KTRE61AC.	08/14/08	16:10
11					
12					
13					
14					
15					
16					
17					
18					
19					
20					
21					
22					
23					
24					
25					
26					
27					
28					
29					
30					

COMMENTS:

FORM IV

METHOD BLANK REPORT

GC/MS Semivolatiles

Client Lot #...: 8H07118 **Work Order #...:** KTRE61AA **Matrix.....:** WATER
MB Lot-Sample #: A8H070000-251

Prep Date.....: 08/07/08 **Final Wgt/Vol..:** 2 mL
Analysis Date..: 08/08/08 **Prep Batch #...:** 8220251
Dilution Factor: 1 **Initial Wgt/Vol:** 1000 mL

PARAMETER	RESULT	REPORTING LIMIT	UNITS	METHOD
1,4-Dioxane	ND	1.0	ug/L	SW846 8270C

SURROGATE	PERCENT RECOVERY	RECOVERY LIMITS
Nitrobenzene-d5	50	(27 - 111)
2-Fluorobiphenyl	32	(28 - 110)
Terphenyl-d14	78	(37 - 119)
Phenol-d5	33	(10 - 110)
2-Fluorophenol	48	(10 - 110)
2,4,6-Tribromophenol	47	(22 - 120)

NOTE(S):

Calculations are performed before rounding to avoid round-off errors in calculated results.

SW846 8270C METHOD BLANK SUMMARY

BLANK WORKORDER NO.: KTWPN1AA

Lab Name: TestAmerica Laboratories, Inc.

Lab Code: TALCAN

SDG Number: 8H07118

Lab File ID: KTWPN1AA.

Lot Number: A8H080117

Date Analyzed: 08/11/08

Time Analyzed: 10:26

Matrix: WATER

Date Extracted: 08/09/08

GC Column: DB-5.625 ID: .32

Extraction Method: 3520C

Instrument ID: HP7

Level: (low/med) LOW

THIS METHOD BLANK APPLIES TO THE FOLLOWING SAMPLES, LCS, LCSD, MS , MSD:

	CLIENT ID.	SAMPLE WORK ORDER #	LAB FILE ID	DATE ANALYZED	TIME ANALYZED
01	MSA-MW26S-080708	KTTHP1AC	KTTHP1AC.	08/11/08	15:28
02	MSA-MW19I-080708	KTTHQ1AN	KTTHQ1AN.	08/11/08	16:08
03	MSA-MW26D-080708	KTTHR1AN	KTTHR1AN.	08/11/08	14:32
04	MSA-MW19D-080708	KTTHT1AN	KTTHT1AN.	08/11/08	14:51
05	MSA-MW26I-080708	KTTHV1AN	KTTHV1AN.	08/11/08	15:09
06	CHECK SAMPLE	KTWPN1AC C	KTWPN1AC.	08/11/08	10:45
07	DUPLICATE CHECK	KTWPN1AD L	KTWPN1AD.	08/11/08	11:04
08					
09					
10					
11					
12					
13					
14					
15					
16					
17					
18					
19					
20					
21					
22					
23					
24					
25					
26					
27					
28					
29					
30					

COMMENTS:

FORM IV

METHOD BLANK REPORT

GC/MS Semivolatiles

Client Lot #...: 8H07118 **Work Order #...:** KTWPN1AA **Matrix.....:** WATER
MB Lot-Sample #: A8H090000-017

Prep Date.....: 08/09/08 **Final Wgt/Vol..:** 2 mL
Analysis Date..: 08/11/08 **Prep Batch #...:** 8222017
Dilution Factor: 1 **Initial Wgt/Vol:** 1000 mL

PARAMETER	RESULT	REPORTING LIMIT	UNITS	METHOD
1,4-Dioxane	ND	1.0	ug/L	SW846 8270C

SURROGATE	PERCENT RECOVERY	RECOVERY LIMITS
Nitrobenzene-d5	58	(27 - 111)
2-Fluorobiphenyl	50	(28 - 110)
Terphenyl-d14	71	(37 - 119)
Phenol-d5	52	(10 - 110)
2-Fluorophenol	47	(10 - 110)
2,4,6-Tribromophenol	55	(22 - 120)

NOTE(S):

Calculations are performed before rounding to avoid round-off errors in calculated results.

SW846 8270C METHOD BLANK SUMMARY

BLANK WORKORDER NO.: KTW8R1AA

Lab Name: TestAmerica Laboratories, Inc.

Lab Code: TALCAN SDG Number:8H07118

Lab File ID: KTW8R1AA. Lot Number: A8H090106

Date Analyzed: 08/12/08 Time Analyzed: 15:05

Matrix: WATER Date Extracted:08/10/08

GC Column: DB-5.625 ID: .32 Extraction Method: 3520C

Instrument ID: HP7 Level:(low/med) LOW

THIS METHOD BLANK APPLIES TO THE FOLLOWING SAMPLES, LCS, LCSD, MS , MSD:

	CLIENT ID.	SAMPLE WORK ORDER #	LAB FILE ID	DATE ANALYZED	TIME ANALYZED
01	DMW-21I-080808	KTWQ81AC	KTWQ81AC.	08/12/08	17:36
02	DMW-28I-080808	KTWQ91AN	KTWQ91AN.	08/12/08	17:55
03	DMW-21D-080808	KTWRA1AN	KTWRA1AN.	08/12/08	18:13
04	DMW-27DEEP-080808	KTWRC1A1	KTWRC1A1.	08/12/08	18:32
05	DMW-10S-080808	KTWRD1AN	KTWRD1AN.	08/12/08	18:51
06	DMW-29DEEP-080808	KTWRE1A1	KTWRE1A1.	08/12/08	19:10
07	CHECK SAMPLE	KTW8R1AC C	KTW8R1AC.	08/12/08	15:24
08	DUPLICATE CHECK	KTW8R1AD L	KTW8R1AD.	08/12/08	15:43
09					
10					
11					
12					
13					
14					
15					
16					
17					
18					
19					
20					
21					
22					
23					
24					
25					
26					
27					
28					
29					
30					

COMMENTS:

FORM IV

METHOD BLANK REPORT

GC/MS Semivolatiles

Client Lot #...: 8H07118 **Work Order #...:** KTW8R1AA **Matrix.....:** WATER
MB Lot-Sample #: A8H090000-094

Prep Date.....: 08/10/08 **Final Wgt/Vol..:** 2 mL
Analysis Date..: 08/12/08 **Prep Batch #...:** 8222094
Dilution Factor: 1 **Initial Wgt/Vol:** 1000 mL

PARAMETER	RESULT	REPORTING LIMIT	UNITS	METHOD
1,4-Dioxane	ND	1.0	ug/L	SW846 8270C

SURROGATE	PERCENT RECOVERY	RECOVERY LIMITS
Nitrobenzene-d5	78	(27 - 111)
2-Fluorobiphenyl	76	(28 - 110)
Terphenyl-d14	92	(37 - 119)
Phenol-d5	65	(10 - 110)
2-Fluorophenol	71	(10 - 110)
2,4,6-Tribromophenol	81	(22 - 120)

NOTE(S):

Calculations are performed before rounding to avoid round-off errors in calculated results.

8B

SEMIVOLATILE INTERNAL STANDARD AREA AND RT SUMMARY

Lab Name: NORTH CANTON Contract:

Lab Code: TACAN Case No.: SAS No.: SDG No.: 8H07118

Lab File ID (Standard): 2SMH0808 Date Analyzed: 08/08/08

Instrument ID: A4AG2 Time Analyzed: 1142

		IS1(DCB) AREA	#	RT	#	IS2(NPT) AREA	#	RT	#	IS3(ANT) AREA	#	RT	#
	12 HOUR STD	208877		3.53		799300		4.43		402618		5.70	
	UPPER LIMIT	417754		4.03		1598600		4.93		805236		6.20	
	LOWER LIMIT	104439		3.03		399650		3.93		201309		5.20	
	EPA SAMPLE NO.												
01	KTRE6BLK	194356		3.53		756609		4.43		407004		5.70	
02	MSA-MW20D-08	191095		3.53		723795		4.43		383563		5.70	
03	MSA-MW15S-08	181601		3.53		679479		4.43		364253		5.70	
04	MSA-MW15I-08	174576		3.53		664749		4.43		356261		5.70	
05	MSA-MW20I-08	126815		3.53		484968		4.43		254871		5.70	
06	MSA-MW15D-08	183354		3.53		673219		4.43		362673		5.70	
07													
08													
09													
10													
11													
12													
13													
14													
15													
16													
17													
18													
19													
20													
21													
22													

IS1 (DCB) = 1,4-Dichlorobenzene-d4
IS2 (NPT) = Naphthalene-d8
IS3 (ANT) = Acenaphthene-d10

AREA UPPER LIMIT = +100% of internal standard area
AREA LOWER LIMIT = - 50% of internal standard area
RT UPPER LIMIT = + 0.50 minutes of internal standard RT
RT LOWER LIMIT = - 0.50 minutes of internal standard RT

Column used to flag internal standard area values with an asterisk.
* Values outside of QC limits.

8C
SEMIVOLATILE INTERNAL STANDARD AREA AND RT SUMMARY

Lab Name: NORTH CANTON Contract:

Lab Code: TACAN Case No.: SAS No.: SDG No.: 8H07118

Lab File ID (Standard): 2SMH0808 Date Analyzed: 08/08/08

Instrument ID: A4AG2 Time Analyzed: 1142

		IS4(PHN) AREA	#	RT	#	IS5(CRY) AREA	#	RT	#	IS6(PRY) AREA	#	RT	#
	12 HOUR STD	673546		6.80		719682		8.77		578040		10.24	
	UPPER LIMIT	1347092		7.30		1439364		9.27		1156080		10.74	
	LOWER LIMIT	336773		6.30		359841		8.27		289020		9.74	
	EPA SAMPLE NO.												
01	KTRE6BLK	674603		6.79		664758		8.76		580510		10.23	
02	MSA-MW20D-08	632468		6.79		615301		8.77		553528		10.23	
03	MSA-MW15S-08	622672		6.79		611351		8.77		545315		10.23	
04	MSA-MW15I-08	584094		6.79		584757		8.77		514945		10.23	
05	MSA-MW20I-08	416836		6.79		411760		8.77		363692		10.23	
06	MSA-MW15D-08	605423		6.79		593196		8.77		520886		10.23	
07													
08													
09													
10													
11													
12													
13													
14													
15													
16													
17													
18													
19													
20													
21													
22													

IS4 (PHN) = Phenanthrene-d10
IS5 (CRY) = Chrysene-d12
IS6 (PRY) = Perylene-d12

AREA UPPER LIMIT = +100% of internal standard area
AREA LOWER LIMIT = - 50% of internal standard area
RT UPPER LIMIT = + 0.50 minutes of internal standard RT
RT LOWER LIMIT = - 0.50 minutes of internal standard RT

Column used to flag internal standard area values with an asterisk.
* Values outside of QC limits.

8B

SEMIVOLATILE INTERNAL STANDARD AREA AND RT SUMMARY

Lab Name: NORTH CANTON Contract:

Lab Code: TACAN Case No.: SAS No.: SDG No.: 8H07118

Lab File ID (Standard): 2SMH0811 Date Analyzed: 08/11/08

Instrument ID: A4AG2 Time Analyzed: 0818

		IS1(DCB) AREA	#	RT	#	IS2(NPT) AREA	#	RT	#	IS3(ANT) AREA	#	RT	#
	12 HOUR STD	227493		3.50		913553		4.39		490983		5.66	
	UPPER LIMIT	454986		4.00		1827106		4.89		981966		6.16	
	LOWER LIMIT	113747		3.00		456777		3.89		245492		5.16	
	EPA SAMPLE NO.												
01	MSA-MW20S-08	211637		3.49		885107		4.39		506095		5.66	
02													
03													
04													
05													
06													
07													
08													
09													
10													
11													
12													
13													
14													
15													
16													
17													
18													
19													
20													
21													
22													

IS1 (DCB) = 1,4-Dichlorobenzene-d4
IS2 (NPT) = Naphthalene-d8
IS3 (ANT) = Acenaphthene-d10

AREA UPPER LIMIT = +100% of internal standard area
AREA LOWER LIMIT = - 50% of internal standard area
RT UPPER LIMIT = + 0.50 minutes of internal standard RT
RT LOWER LIMIT = - 0.50 minutes of internal standard RT

Column used to flag internal standard area values with an asterisk.
* Values outside of QC limits.

8C

SEMIVOLATILE INTERNAL STANDARD AREA AND RT SUMMARY

Lab Name: NORTH CANTON Contract:

Lab Code: TACAN Case No.: SAS No.: SDG No.: 8H07118

Lab File ID (Standard): 2SMH0811 Date Analyzed: 08/11/08

Instrument ID: A4AG2 Time Analyzed: 0818

		IS4(PHN) AREA	#	RT	#	IS5(CRY) AREA	#	RT	#	IS6(PRY) AREA	#	RT	#
	12 HOUR STD	788443		6.76		847713		8.73		687556		10.16	
	UPPER LIMIT	1576886		7.26		1695426		9.23		1375112		10.66	
	LOWER LIMIT	394222		6.26		423857		8.23		343778		9.66	
	EPA SAMPLE NO.												
01	MSA-MW20S-08	844903		6.75		858247		8.72		750508		10.16	
02													
03													
04													
05													
06													
07													
08													
09													
10													
11													
12													
13													
14													
15													
16													
17													
18													
19													
20													
21													
22													

IS4 (PHN) = Phenanthrene-d10
IS5 (CRY) = Chrysene-d12
IS6 (PRY) = Perylene-d12

AREA UPPER LIMIT = +100% of internal standard area
AREA LOWER LIMIT = - 50% of internal standard area
RT UPPER LIMIT = + 0.50 minutes of internal standard RT
RT LOWER LIMIT = - 0.50 minutes of internal standard RT

Column used to flag internal standard area values with an asterisk.
* Values outside of QC limits.

8B

SEMIVOLATILE INTERNAL STANDARD AREA AND RT SUMMARY

Lab Name: NORTH CANTON Contract:

Lab Code: TACAN Case No.: SAS No.: SDG No.: 8H07118

Lab File ID (Standard): 2SMH0814 Date Analyzed: 08/14/08

Instrument ID: A4AG2 Time Analyzed: 0943

		IS1 (DCB) AREA	#	RT	#	IS2 (NPT) AREA	#	RT	#	IS3 (ANT) AREA	#	RT	#
	12 HOUR STD	331187		3.58		1348175		4.47		750085		5.74	
	UPPER LIMIT	662374		4.08		2696350		4.97		1500170		6.24	
	LOWER LIMIT	165594		3.08		674088		3.97		375043		5.24	
	EPA SAMPLE NO.												
01	KTRE6CHK	366887		3.58		1518007		4.47		856101		5.74	
02													
03													
04													
05													
06													
07													
08													
09													
10													
11													
12													
13													
14													
15													
16													
17													
18													
19													
20													
21													
22													

IS1 (DCB) = 1,4-Dichlorobenzene-d4
IS2 (NPT) = Naphthalene-d8
IS3 (ANT) = Acenaphthene-d10

AREA UPPER LIMIT = +100% of internal standard area
AREA LOWER LIMIT = - 50% of internal standard area
RT UPPER LIMIT = + 0.50 minutes of internal standard RT
RT LOWER LIMIT = - 0.50 minutes of internal standard RT

Column used to flag internal standard area values with an asterisk.
* Values outside of QC limits.

8C

SEMIVOLATILE INTERNAL STANDARD AREA AND RT SUMMARY

Lab Name: NORTH CANTON Contract:

Lab Code: TACAN Case No.: SAS No.: SDG No.: 8H07118

Lab File ID (Standard): 2SMH0814 Date Analyzed: 08/14/08

Instrument ID: A4AG2 Time Analyzed: 0943

		IS4 (PHN) AREA	#	RT	#	IS5 (CRY) AREA	#	RT	#	IS6 (PRY) AREA	#	RT	#
	12 HOUR STD	1217024		6.83		1335838		8.80		1133252		10.28	
	UPPER LIMIT	2434048		7.33		2671676		9.30		2266504		10.78	
	LOWER LIMIT	608512		6.33		667919		8.30		566626		9.78	
	EPA SAMPLE NO.												
01	KIRE6CHK	1428022		6.83		1548419		8.80		1331229		10.27	
02													
03													
04													
05													
06													
07													
08													
09													
10													
11													
12													
13													
14													
15													
16													
17													
18													
19													
20													
21													
22													

IS4 (PHN) = Phenanthrene-d10
IS5 (CRY) = Chrysene-d12
IS6 (PRY) = Perylene-d12

AREA UPPER LIMIT = +100% of internal standard area
AREA LOWER LIMIT = - 50% of internal standard area
RT UPPER LIMIT = + 0.50 minutes of internal standard RT
RT LOWER LIMIT = - 0.50 minutes of internal standard RT

Column used to flag internal standard area values with an asterisk.
* Values outside of QC limits.

8B

SEMIVOLATILE INTERNAL STANDARD AREA AND RT SUMMARY

Lab Name: NORTH CANTON Contract:

Lab Code: TACAN Case No.: SAS No.: SDG No.: 8H07118

Lab File ID (Standard): 7SMH0811 Date Analyzed: 08/11/08

Instrument ID: A4HP7 Time Analyzed: 1007

		IS1(DCB) AREA #	RT #	IS2(NPT) AREA #	RT #	IS3(ANT) AREA #	RT #
	12 HOUR STD	147115	3.29	628314	4.18	342237	5.44
	UPPER LIMIT	294230	3.79	1256628	4.68	684474	5.94
	LOWER LIMIT	73558	2.79	314157	3.68	171119	4.94
	EPA SAMPLE NO.						
01	KTWPNBLK	141118	3.29	594821	4.18	325885	5.44
02	KTWPNCHK	104997	3.29	463157	4.18	251657	5.44
03	KTWPNCKDUP	135269	3.29	567980	4.18	312064	5.44
04	MSA-MW26D-08	136894	3.29	593419	4.18	308954	5.44
05	MSA-MW19D-08	122984	3.29	548823	4.18	287156	5.44
06	MSA-MW26I-08	132895	3.29	568793	4.18	298642	5.44
07	MSA-MW26S-08	110903	3.29	444532	4.18	239370	5.44
08	MSA-MW19I-08	118291	3.29	526140	4.18	280714	5.44
09							
10							
11							
12							
13							
14							
15							
16							
17							
18							
19							
20							
21							
22							

IS1 (DCB) = 1,4-Dichlorobenzene-d4
IS2 (NPT) = Naphthalene-d8
IS3 (ANT) = Acenaphthene-d10

AREA UPPER LIMIT = +100% of internal standard area
AREA LOWER LIMIT = - 50% of internal standard area
RT UPPER LIMIT = + 0.50 minutes of internal standard RT
RT LOWER LIMIT = - 0.50 minutes of internal standard RT

Column used to flag internal standard area values with an asterisk.
* Values outside of QC limits.

8C

SEMIVOLATILE INTERNAL STANDARD AREA AND RT SUMMARY

Lab Name: NORTH CANTON Contract:

Lab Code: TACAN Case No.: SAS No.: SDG No.: 8H07118

Lab File ID (Standard): 7SMH0811 Date Analyzed: 08/11/08

Instrument ID: A4HP7 Time Analyzed: 1007

		IS4(PHN) AREA #	RT #	IS5(CRY) AREA #	RT #	IS6(PRY) AREA #	RT #
	12 HOUR STD	571249	6.52	502316	8.47	483430	9.74
	UPPER LIMIT	1142498	7.02	1004632	8.97	966860	10.24
	LOWER LIMIT	285625	6.02	251158	7.97	241715	9.24
	EPA SAMPLE NO.						
01	KIWPNBLK	539173	6.52	516067	8.46	462801	9.72
02	KIWPNCHK	412726	6.52	373895	8.47	352110	9.74
03	KIWPNCKDUP	511858	6.52	447193	8.46	434557	9.73
04	MSA-MW26D-08	542097	6.52	498253	8.46	461984	9.73
05	MSA-MW19D-08	513952	6.52	461667	8.46	429732	9.73
06	MSA-MW26I-08	534673	6.52	468453	8.45	447616	9.72
07	MSA-MW26S-08	410230	6.52	375855	8.46	397381	9.74
08	MSA-MW19I-08	487416	6.52	465337	8.49	428361	9.78
09							
10							
11							
12							
13							
14							
15							
16							
17							
18							
19							
20							
21							
22							

IS4 (PHN) = Phenanthrene-d10
IS5 (CRY) = Chrysene-d12
IS6 (PRY) = Perylene-d12

AREA UPPER LIMIT = +100% of internal standard area
AREA LOWER LIMIT = - 50% of internal standard area
RT UPPER LIMIT = + 0.50 minutes of internal standard RT
RT LOWER LIMIT = - 0.50 minutes of internal standard RT

Column used to flag internal standard area values with an asterisk.
* Values outside of QC limits.

8B

SEMIVOLATILE INTERNAL STANDARD AREA AND RT SUMMARY

Lab Name: NORTH CANTON Contract:

Lab Code: TACAN Case No.: SAS No.: SDG No.: 8H07118

Lab File ID (Standard): 7SMH0812 Date Analyzed: 08/12/08

Instrument ID: A4HP7 Time Analyzed: 1325

		IS1 (DCB) AREA #	RT #	IS2 (NPT) AREA #	RT #	IS3 (ANT) AREA #	RT #
	12 HOUR STD	226203	3.32	874934	4.22	480447	5.48
	UPPER LIMIT	452406	3.82	1749868	4.72	960894	5.98
	LOWER LIMIT	113102	2.82	437467	3.72	240224	4.98
	EPA SAMPLE NO.						
01	KTW8RBLK	216253	3.32	844424	4.21	443110	5.47
02	KTW8RCHK	223385	3.32	884088	4.21	480140	5.48
03	KTW8RCKDUP	204935	3.32	828275	4.21	450442	5.48
04	DMW-21I-0808	221487	3.32	866212	4.21	472784	5.47
05	DMW-28I-0808	223854	3.32	894909	4.21	485959	5.47
06	DMW-21D-0808	205476	3.32	800914	4.21	434040	5.47
07	DMW-27DEEP-0	214702	3.32	835927	4.21	464052	5.47
08	DMW-10S-0808	178985	3.32	719024	4.21	383852	5.47
09	DMW-29DEEP-0	221306	3.32	869761	4.21	465389	5.47
10							
11							
12							
13							
14							
15							
16							
17							
18							
19							
20							
21							
22							

IS1 (DCB) = 1,4-Dichlorobenzene-d4
IS2 (NPT) = Naphthalene-d8
IS3 (ANT) = Acenaphthene-d10

AREA UPPER LIMIT = +100% of internal standard area
AREA LOWER LIMIT = - 50% of internal standard area
RT UPPER LIMIT = + 0.50 minutes of internal standard RT
RT LOWER LIMIT = - 0.50 minutes of internal standard RT

Column used to flag internal standard area values with an asterisk.
* Values outside of QC limits.

8C

SEMIVOLATILE INTERNAL STANDARD AREA AND RT SUMMARY

Lab Name: NORTH CANTON Contract:

Lab Code: TACAN Case No.: SAS No.: SDG No.: 8H07118

Lab File ID (Standard): 7SMH0812 Date Analyzed: 08/12/08

Instrument ID: A4HP7 Time Analyzed: 1325

		IS4(PHN) AREA #	RT #	IS5(CRY) AREA #	RT #	IS6(PRY) AREA #	RT #
	12 HOUR STD	828331	6.55	726334	8.51	648529	9.81
	UPPER LIMIT	1656662	7.05	1452668	9.01	1297058	10.31
	LOWER LIMIT	414166	6.05	363167	8.01	324265	9.31
	EPA SAMPLE NO.						
01	KIW8RBLK	783252	6.56	756287	8.50	642770	9.80
02	KIW8RCHK	821196	6.55	692487	8.50	670647	9.80
03	KIW8RCKDUP	773078	6.55	667162	8.50	636606	9.80
04	DMW-21I-0808	823716	6.55	791831	8.49	689280	9.79
05	DMW-28I-0808	842431	6.55	823616	8.49	716900	9.79
06	DMW-21D-0808	775663	6.55	735832	8.50	635293	9.80
07	DMW-27DEEP-0	802088	6.55	781721	8.49	665238	9.79
08	DMW-10S-0808	670017	6.55	640486	8.50	573136	9.80
09	DMW-29DEEP-0	837898	6.55	788217	8.50	697701	9.79
10							
11							
12							
13							
14							
15							
16							
17							
18							
19							
20							
21							
22							

IS4 (PHN) = Phenanthrene-d10
IS5 (CRY) = Chrysene-d12
IS6 (PRY) = Perylene-d12

AREA UPPER LIMIT = +100% of internal standard area
AREA LOWER LIMIT = - 50% of internal standard area
RT UPPER LIMIT = + 0.50 minutes of internal standard RT
RT LOWER LIMIT = - 0.50 minutes of internal standard RT

Column used to flag internal standard area values with an asterisk.
* Values outside of QC limits.

TETRA TECH NUS, INC. **CALCULATION WORKSHEET** PAGE _____ OF _____

CLIENT Lockheed Martin State Airport		JOB NUMBER 01660	
SUBJECT Calc Check SDG 8H07118			
BASED ON		DRAWING NUMBER	
BY J. Kalinyak	CHECKED BY	APPROVED BY	DATE 10/17/08

Sample MSA-MW205-080608

SVOC 1,4-dioxane

$$\frac{397964 \times 2 \times 4 \times 2000}{211637 \times 0.45910 \times 1040 \times 0.5} \cong 126 \mu g/l$$

VOC Methylene chloride Sample TB-080608

$$\frac{200250 \times 50}{133164 \times 0.3180 \times 5.0} \cong 4.7 \mu g/l$$

TestAmerica North Canton

Semivolatile REPORT SW-846 Method 8270

Data file : \\cansvr11\dd\chem\MSS\a4ag2.i\80811A.b\KTQJ61AN.D
Lab Smp Id: KTQJ61AN Client Smp ID: MSA-MW20S-080608
Inj Date : 11-AUG-2008 14:49
Operator : 046900 Inst ID: a4ag2.i
Smp Info : KTQJ61AN,80811A.b,8270-625,14D.SUB
Misc Info :
Comment :
Method : \\cansvr11\dd\chem\MSS\a4ag2.i\80811A.b\8270-625.m
Meth Date : 12-Aug-2008 09:02 hulat Quant Type: ISTD
Cal Date : 06-AUG-2008 18:33 Cal File: 2AL0806.D
Als bottle: 19
Dil Factor: 4.00000
Integrator: HP RTE Compound Sublist: 14D.SUB
Target Version: 4.14
Processing Host: CANPMSSV04

Concentration Formula: Amt * DF * Uf * Vt/(Vo * Vi) * CpndVariable

Name	Value	Description
DF	4.000	Dilution Factor
Uf	1.000	ng unit correction factor
Vt	2000.000	Volume of final extract (uL)
Vo	1040.000	Volume of sample extracted (mL)
Vi	0.50000	Volume injected (uL)
Cpnd Variable		Local Compound Variable

Compounds	QUANT SIG MASS	RT	EXP RT	REL RT	RESPONSE	CONCENTRATIONS ON-COLUMN (NG)	CONCENTRATIONS FINAL (ug/L)	
* 1 1,4-Dichlorobenzene-d4	152	3.492	3.498	(1.000)	211637	2.00000		(Q)
* 2 Naphthalene-d8	136	4.392	4.392	(1.000)	885107	2.00000		
* 3 Acenaphthene-d10	164	5.662	5.663	(1.000)	506095	2.00000		
* 4 Phenanthrene-d10	188	6.751	6.757	(1.000)	844903	2.00000		
* 5 Chrysene-d12	240	8.715	8.733	(1.000)	858247	2.00000		
* 6 Perylene-d12	264	10.156	10.162	(1.000)	750508	2.00000		
198 1,4-Dioxane	88	1.680	1.686	(0.481)	397964	8.19166	126.02	
$ 154 Nitrobenzene-d5	82	3.874	3.880	(0.882)	122126	0.69413	10.679	
$ 155 2-Fluorobiphenyl	172	5.151	5.157	(0.910)	226925	0.72303	11.124	
$ 156 Terphenyl-d14	244	7.898	7.910	(0.906)	377898	1.22322	18.819	
$ 157 Phenol-d5	99	3.198	3.204	(0.916)	72678	0.41986	6.4593	
$ 158 2-Fluorophenol	112	2.616	2.622	(0.749)	106508	0.85749	13.192	
$ 159 2,4,6-Tribromophenol	330	6.233	6.239	(1.101)	44085	1.29795	19.968	

QC Flag Legend

Q - Qualifier signal failed the ratio test.

Report Date : 07-Aug-2008 07:04

E-11

TestAmerica North Canton

INITIAL CALIBRATION DATA

Start Cal Date : 22-JUL-2008 09:23
End Cal Date : 06-AUG-2008 18:33
Quant Method : ISTD
Target Version : 4.14
Integrator : HP RTE
Method file : \\cansvr11\dd\chem\MSS\a4ag2.i\80806A.b\8270-625.m
Last Edit : 07-Aug-2008 06:36 hulat

Calibration File Names:
Level 1: \\cansvr11\dd\chem\MSS\a4ag2.i\80806A.b\2SLL0806.D
Level 2: \\cansvr11\dd\chem\MSS\a4ag2.i\80806A.b\2AL0806.D
Level 3: \\cansvr11\dd\chem\MSS\a4ag2.i\80806A.b\2AML0806.D
Level 4: \\cansvr11\dd\chem\MSS\a4ag2.i\80806A.b\2AM0806.D
Level 5: \\cansvr11\dd\chem\MSS\a4ag2.i\80806A.b\2AMM0806.D
Level 6: \\cansvr11\dd\chem\MSS\a4ag2.i\80806A.b\2AMH0806.D
Level 7: \\cansvr11\dd\chem\MSS\a4ag2.i\80806A.b\2AH0806.D
Level 8: \\cansvr11\dd\chem\MSS\a4ag2.i\80806A.b\2AHH0806.D
Level 9: \\cansvr11\dd\chem\MSS\a4ag2.i\80806A.b\2AHHH0806.D

Compound	0.0500000 Level 1	0.2500000 Level 2	0.5000000 Level 3	1.0000 Level 4	2.5000 Level 5	5.0000 Level 6	Curve	Coefficients b	m1	m2	%RSD or R^2	
	7.5000 Level 7	10.0000 Level 8	12.5000 Level 9									
198 1,4-Dioxane	+++++	0.48668	0.45659	0.47058	0.48133	0.42628						
	0.44704	0.46868	0.43564				AVRG		0.45910		4.69916	<-
7 N-Nitrosomorpholine	+++++	1.14333	1.18334	1.11423	1.17771	1.20610						
	1.23713	1.34017	1.44399				AVRG		1.23075		8.92036	<-
8 Ethyl methanesulfonate	+++++	1.00957	1.00036	0.97025	0.98965	0.98603						
	1.05904	1.15268	1.23582				AVRG		1.05042		9.05642	<-

Data File: \\cansvr11\dd\chem\MSV\a3ux10.i\P80814A.b\UXX4742.D
Report Date: 19-Aug-2008 13:56

STL Inc North Canton

VOLATILE REPORT SW-846 Method

Data file : \\cansvr11\dd\chem\MSV\a3ux10.i\P80814A.b\UXX4742.D
Lab Smp Id: KTQJ31AA Client Smp ID: TB-080608
Inj Date : 14-AUG-2008 16:43
Operator : 1904 Inst ID: a3ux10.i
Smp Info : KTQJ31AA,5ML/5ML
Misc Info : P80814A,8260LLUX10,,1904
Comment :
Method : \\cansvr11\dd\chem\MSV\a3ux10.i\P80814A.b\8260LLUX10.m
Meth Date : 14-Aug-2008 15:52 quayler Quant Type: ISTD
Cal Date : 01-AUG-2008 01:46 Cal File: UXX4558.D
Als bottle: 14
Dil Factor: 1.00000
Integrator: HP RTE Compound Sublist: 4-8260+IX.sub
Target Version: 4.14
Processing Host: CANSVR11

Concentration Formula: Amt * DF * 1/Vo * CpndVariable

Name	Value	Description
DF	1.000	Dilution Factor
Vo	5.000	Sample volume
Va	100.000	Injection Volume
Cpnd Variable		Local Compound Variable

	Compounds	QUANT SIG MASS	RT	EXP RT	REL RT	RESPONSE	CONCENTRATIONS ON-COLUMN (ng)	FINAL (ug/L)
*	1 Fluorobenzene	96	5.371	5.371	(1.000)	1333164	50.0000	
*	2 Chlorobenzene-d5	117	8.069	8.080	(1.000)	943310	50.0000	
*	3 1,4-Dichlorobenzene-d4	152	10.329	10.328	(1.000)	586046	50.0000	
$	4 Dibromofluoromethane	113	4.791	4.803	(0.892)	256214	45.9745	9.195
$	5 1,2-Dichloroethane-d4	65	5.087	5.087	(0.947)	309300	48.5943	9.719
$	6 Toluene-d8	98	6.744	6.743	(0.836)	965999	46.8497	9.370
$	7 Bromofluorobenzene	95	9.193	9.193	(1.139)	384082	44.3501	8.870
	8 Dichlorodifluoromethane	85	Compound Not Detected.					
	9 Chloromethane	50	Compound Not Detected.					
	10 Vinyl Chloride	62	Compound Not Detected.					
	11 Bromomethane	94	Compound Not Detected.					
	12 Chloroethane	64	Compound Not Detected.					
	13 Trichlorofluoromethane	101	Compound Not Detected.					
	15 Acrolein	56	Compound Not Detected.					
	16 Acetone	43	2.946	2.945	(0.548)	102305	43.9649	8.793
	17 1,1-Dichloroethene	96	Compound Not Detected.					
	18 Freon-113	151	Compound Not Detected.					
	19 Iodomethane	142	Compound Not Detected.					
	20 Carbon Disulfide	76	Compound Not Detected.					
	21 Methylene Chloride	84	3.324	3.323	(0.619)	200250	23.6152	4.723

Report Date : 01-Aug-2008 11:49

STL Inc North Canton

INITIAL CALIBRATION DATA

Start Cal Date : 31-JUL-2008 12:40
End Cal Date : 31-JUL-2008 17:13
Quant Method : ISTD
Target Version : 4.14
Integrator : HP RTE
Method file : \\cansvr11\dd\chem\MSV\a3ux10.i\P80731A-IC.b\8260LLUX10.m
Last Edit : 01-Aug-2008 11:39 quayler

Calibration File Names:
Level 1: \\cansvr11\dd\chem\MSV\a3ux10.i\P80731A-IC.b\UXX4539.D
Level 2: \\cansvr11\dd\chem\MSV\a3ux10.i\P80731A-IC.b\UXX4538.D
Level 3: \\cansvr11\dd\chem\MSV\a3ux10.i\P80731A-IC.b\UXX4537.D
Level 4: \\cansvr11\dd\chem\MSV\a3ux10.i\P80731A-IC.b\UXX4536.D
Level 5: \\cansvr11\dd\chem\MSV\a3ux10.i\P80731A-IC.b\UXX4535.D
Level 6: \\cansvr11\dd\chem\MSV\a3ux10.i\P80731A-IC.b\UXX4534.D

Compound	5.0000 Level 1	10.0000 Level 2	25.0000 Level 3	50.0000 Level 4	100.0000 Level 5	200.0000 Level 6	Curve	Coefficients b	Coefficients m1	Coefficients m2	%RSD or R^2
8 Dichlorodifluoromethane	0.22629	0.24181	0.23880	0.21924	0.22781	0.23321	AVRG		0.23119		3.63473
9 Chloromethane	0.34398	0.35200	0.31615	0.32197	0.31500	0.31480	AVRG		0.32732		5.01748
10 Vinyl Chloride	0.33425	0.33380	0.32446	0.31555	0.30977	0.30773	AVRG		0.32093		3.64223
11 Bromomethane	0.17825	0.17349	0.17503	0.16258	0.15505	0.16053	AVRG		0.16749		5.57506
12 Chloroethane	0.21203	0.20114	0.19876	0.18981	0.19096	0.18969	AVRG		0.19706		4.46858
13 Trichlorofluoromethane	0.28927	0.27140	0.28148	0.25289	0.24683	0.26483	AVRG		0.26778		6.09539
14 Dichlorofluoromethane	0.45698	0.42138	0.42578	0.37771	0.41396	0.41541	AVRG		0.41854		6.07803
15 Acrolein	0.03609	0.03560	0.03450	0.03559	0.03680	0.03500	AVRG		0.03560		2.26065
16 Acetone	41806	63786	142284	255166	500239	978106	WLINR	-0.15176	0.07443		0.99992
17 1,1-Dichloroethene	0.25807	0.25134	0.24540	0.26229	0.24247	0.24758	AVRG		0.25119		3.04808
18 Freon-113	0.18043	0.18040	0.19514	0.19890	0.18197	0.18731	AVRG		0.18736		4.26477
19 Iodomethane	0.39836	0.40687	0.39992	0.41846	0.38893	0.38553	AVRG		0.39968		3.00675
20 Carbon Disulfide	0.73096	0.73744	0.75951	0.78480	0.71362	0.73000	AVRG		0.74272		3.42094
21 Methylene Chloride	0.36151	0.33874	0.30960	0.31526	0.29505	0.28801	AVRG		0.31803		8.69958

Tetra Tech NUS **INTERNAL CORRESPONDENCE**

TO: A. APANAVAGE **DATE:** OCTOBER 17, 2008

FROM: LEANNE M. GANSER **COPIES:** DV FILE

SUBJECT: **INORGANIC DATA VALIDATION –DISSOLVED AND TOTAL TAL METALS AND HEXAVALENT CHROMIUM**
MARTIN STATE AIRPORT
SAMPLE DELIVERY GROUP (SDG) – 8H07118

SAMPLES: 17/Aqueous/

DMW-10S-080808	DMW-21D-080808	DMW-21I-080808
DMW-27DEEP-080808	DMW-28I-080808	DMW-29DEEP-080808
MSA-MW15D-080608	MSA-MW15I-080608	MSA-MW15S-080608
MSA-MW19D-080708	MSA-MW19I-080708	MSA-MW20D-080608
MSA-MW20I-080608	MSA-MW20S-080608	MSA-MW26D-080708
MSA-MW26I-080708	MSA-MW26S-080708	

Overview

The sample set for Martin State Airport, SDG 8H07118 consists of seventeen (17) aqueous environmental samples. No field duplicate pairs were included in this SDG.

All environmental samples were analyzed for dissolved and total Target Analyte List (TAL) metals, and hexavalent chromium. The samples were collected by Tetra Tech NUS on August 6-8, 2008 and analyzed by Test America Laboratories, Inc. All analyses were conducted in accordance with SW-846 6010C for metals, 7470A for mercury, and 7196A for hexavalent chromium.

The inorganic data contained in this SDG were validated with regard to the following parameters: data completeness, holding times, initial and continuing calibration verification results, laboratory method / preparation blank results, ICP interference results, laboratory control sample / laboratory control sample duplicate recoveries, matrix spike / matrix spike duplicate recoveries, laboratory duplicate results, ICP serial dilution results, surrogate recoveries, internal standard recoveries, detection limits and analyte quantitation.

Areas of concern with respect to data quality are listed below.

Major Problems

- For hexavalent chromium analysis, the MS percent recovery of hexavalent chromium in sample DMW-28I-080808 for batch 8222124 was less than 30%. Non-detected results for hexavalent chromium in batch 8221427 were rejected, "UR".

Minor Problems

- For dissolved and total metal analysis, the CRDL percent recovery for copper and nickel was >110% quality control limit. Positive results <2x CRDL reported for copper and nickel were qualified as biased high, "K".

- For dissolved and total metal analysis, the following contaminants were detected in the laboratory method/preparation blanks at the following maximum concentrations:

Analyte	Maximum Concentration (ug/L)	Action Level (ug/L)
Antimony[3]	0.061	0.305
Arsenic[2]	0.15	0.75
Arsenic[3]	0.18	0.9
Barium[1]	0.91	4.55
Barium[2]	0.89	4.45
Barium[3]	1.1	5.5
Beryllium[1]	0.014	0.07
Beryllium[2]	0.027	0.135
Beryllium[3]	0.028	0.14
Cadmium[1]	0.075	0.375
Cadmium[2]	0.055	0.275
Cadmium[3]	0.054	0.27
Chromium[1]	0.17	0.85
Chromium[2]	0.20	1.0
Chromium[3]	1.2	6.0
Cobalt[1]	0.055	0.275
Cobalt[2]	0.045	0.225
Cobalt[3]	0.012	0.06
Copper[1]	0.37	1.85
Copper[2]	0.42	2.1
Copper[3]	0.64	3.2
Iron[1]	20.4	102
Iron[2]	17.4	87
Iron[3]	31.6	158
Lead[1]	0.061	0.305
Lead[2]	0.062	0.31
Lead[3]	0.33	1.65
Manganese[1]	0.83	4.15
Manganese[2]	0.67	3.35
Manganese[3]	1.1	5.5
Manganese[4]	0.43	2.15
Molybdenum[3]	0.28	1.4
Nickel[1]	0.20	1.0
Nickel[2]	0.12	0.6
Nickel[3]	0.070	0.35
Selenium[2]	0.26	1.3

Silver[1]	0.055	0.275
Silver[2]	0.038	0.19
Silver[3]	0.019	0.095
Thallium[1]	0.17	0.85
Thallium[2]	0.17	0.85
Thallium[3]	0.13	0.65
Vanadium[2]	0.83	4.15
Vanadium[3]	0.85	4.25
Zinc[1]	5.1	25.5
Zinc[2]	3.4	17
Zinc[3]	10.1	50.5

(1) Affecting samples in batch 8225076.
(2) Affecting samples in batch 8228019, except manganese in sample DMW-21I-080808.
(3) Affecting samples in batch 8228024, except manganese in samples MSA-MW19D-080708, MSA-MW19I-080708, MSA-MW26D-080708, and MSA-MW26S-080708.

(4) Affecting samples DMW-21I-080808, MSA-MW19D-080708, MSA-MW19I-080708, MSA-MW26D-080708, and MSA-MW26S-080708.

An action level of 5X the maximum contaminant level has been used to evaluate sample data for blank contamination. Sample aliquot and dilution factors, if applicable, were taken into consideration when evaluating for blank contamination. Positive results less than the blank action level reported for the aforementioned compounds were qualified "B" as a result of laboratory blank contamination.

- For total metal analysis, the interfering analyte iron was present in samples DMW-10S-080808 and MSA-MW15S-080608 at a concentration that was comparable to the level of iron in the Interference Check Sample (ICS) solution. Several analytes, namely, antimony, arsenic barium, beryllium, cadmium, chromium, cobalt, copper, lead, manganese, molybdenum, nickel, silver, and zinc were present in the ICS solution at a concentration that exceeded the absolute value of the Instrument Detection Limit (IDL). Interference effects exist for cadmium in the samples. The detected and nondetected results for cadmium in samples were qualified as biased low, "L" and "UL", respectively.

- For dissolved metal analysis, the interfering analyte iron was present in samples DMW-10S-080808 MSA-MW15I-080608, MSA-MW15S-080608, MSA-MW20I-080608, MSA-MW20S-080608, MSA-MW26D-080608, MSA-MW26I-080608, and MSA-MW26S-080708 at a concentration that was comparable to the level of iron in the Interference Check Sample (ICS) solution. Several analytes, namely, antimony, arsenic barium, beryllium, cadmium, chromium, cobalt, copper, lead, manganese, molybdenum, nickel, silver, and zinc were present in the ICS solution at a concentration that exceeded the absolute value of the Instrument Detection Limit (IDL). Interference effects exist for cadmium in the samples. The detected and nondetected results for cadmium in samples were qualified as biased low, "L" and "UL", respectively.

- For total metal analysis, the interfering analyte iron was present in samples DMW-10S-080808, DMW-21D-080808, DMW-21I-080808, DMW-27DEEP-080808, DMW-28I-080808, MSA-MW15D-080608, MSA-MW15I-080608, MSA-MW15S-080608, MSA-MW19D-080708, MSA-MW20D-080608, MSA-MW20I-080608, MSA-MW20S-080608, MSA-MW26D-080708, MSA-MW26I-080708, and MSA-MW26S-080708 at a concentration that was comparable to

the level of iron in the Interference Check Sample (ICS) solution. Several analytes, namely, antimony, arsenic barium, beryllium, cadmium, chromium, cobalt, copper, lead, manganese, molybdenum, nickel, silver, and zinc were present in the ICS solution at a concentration that exceeded the absolute value of the Instrument Detection Limit (IDL). Interference effects exist for antimony, arsenic, beryllium, cadmium, chromium, copper, lead, molybdenum, nickel, silver, and zinc. Positive results for the following compounds were qualified as biased high, "K".

Sample	Compounds
DMW-10S-080808	molybdenum, nickel
DMW-21D-080808	antimony, molybdenum
DMW-21I-080808	antimony, chromium, molybdenum, nickel
DMW-27DEEP-080808	antimony, molybdenum
DMW-28I-080808	antimony, chromium, lead, molybdenum
MSA-MW15D-080608	molybdenum
MSA-MW15I-080608	arsenic, molybdenum
MSA-MW19D-080708	arsenic
MSA-MW19I-080708	arsenic
MSA-MW20D-080608	molybdenum
MSA-MW20I-080608	antimony, arsenic, chromium, molybdenum, nickel
MSA-MW20S-080608	arsenic, beryllium, chromium, molybdenum, nickel
MSA-MW26S-080708	nickel

- For dissolved metal analysis, the interfering analyte iron was present in samples DMW-10S-080808, DMW-21D-080808, DMW-21I-080808, DMW-27DEEP-080808, DMW-28I-080808, MSA-MW15D-080608, MSA-MW15I-080608, MSA-MW15S-080608, MSA-MW19D-080708, MSA-MW20D-080608, MSA-MW20I-080608, MSA-MW20S-080608, MSA-MW26D-080708, MSA-MW26I-080708, and MSA-MW26S-080708 at a concentration that was comparable to the level of iron in the Interference Check Sample (ICS) solution. Several analytes, namely, antimony, arsenic barium, beryllium, cadmium, chromium, cobalt, copper, lead, manganese, molybdenum, nickel, silver, and zinc were present in the ICS solution at a concentration that exceeded the absolute value of the Instrument Detection Limit (IDL). Interference effects exist for antimony, arsenic, beryllium, cadmium, chromium, copper, lead, molybdenum, nickel, silver, and zinc. Positive results for the following compounds were qualified as biased high, "K".

Sample	Compounds
DMW-10S-080808	molybdenum, nickel
DMW-21I-080808	molybdenum, nickel
DMW-27DEEP-080808	antimony, molybdenum
DMW-28I-080808	antimony, chromium, molybdenum
MSA-MW15D-080608	arsenic, molybdenum
MSA-MW15I-080608	molybdenum
MSA-MW19D-080708	arsenic
MSA-MW19I-080708	arsenic
MSA-MW20I-080608	nickel
MSA-MW20S-080608	arsenic, nickel
MSA-MW26S-080708	nickel

- For dissolved and total metal analysis, the matrix spike percent recovery of mercury in sample MSA-MW26S-080708 for batch 8228024 was less than 75% (but greater than 30%). Non-detected results for mercury in batch 8228024 were qualified as biased low, "UL".

- For hexavalent chromium analysis, the matrix spike/matrix spike duplicate (MS/MSD) percent recovery of hexavalent chromium in sample MSA-MW15D-080608 for batch 8220366 was

less than 75% (but greater than 30%). Non-detected results for hexavalent chromium in batch 8220366 were qualified as biased low, "UL".

- For hexavalent chromium analysis, the MS percent recovery of hexavalent chromium in sample MSA-MW19I-080708 for batch 8221427 was less than 75% (but greater than 30%). Non-detected results for hexavalent chromium in batch 8221427 were qualified as biased low, "UL".

Notes

Non-detected sample results were reported to the reporting limits (RLs) in the EDD. The data reviewer corrected the database to reflect the minimum detection limits (MDLs) reported in the Form 1s.

For dissolved and total metal analysis, the continuing calibration verification percent recovery on 8/20/08 at 12:06 and 13:01 for manganese was >110%. No data verification is needed as reported results for manganese from affected samples in batch 8228024 were from analysis on 8/21/08.

For dissolved and total metal analysis, the CRDL percent recovery for iron and silver was > 110% quality control limit. No data was qualified on this basis as positive results <2x CRDL for the silver were qualified for blank contamination.

For dissolved and total metal analysis, the CRDL percent recovery for manganese was > 110% quality control limit. No validation actions were warranted as all positive manganese results were >2x CRDL.

Executive Summary

Laboratory Performance: Several compounds were detected in the laboratory blanks. The interfering analyte iron was present in several samples. The CRDL percent recovery for copper, and nickel was > 110% quality control limit.

Other Factors Affecting Data Quality: MS/MSD percent recoveries were outside of quality control limits for mercury and hexavalent chromium.

The data for these analyses were reviewed with reference to the Region III modifications to the "National Functional Guidelines for Inorganic Data Validation", April 1993. The text of this report has been formulated to address only those problem areas affecting data quality.

"I attest that the data referenced herein were validated according to the agreed upon validation criteria as specified in the DoD QSM Guidelines".

Tetra Tech NUS
Leanne M. Ganser
Environmental Scientist

Tetra Tech NUS
Joseph A. Samchuck
Quality Assurance Officer

Attachments:

1. Appendix A - Qualified Analytical Results
2. Appendix B - Results as reported by the Laboratory
3. Appendix C - Support Documentation

APPENDIX A
QUALIFIED ANALYTICAL RESULTS

Data Validation Qualifier Codes:

A = Lab Blank Contamination
B = Field Blank Contamination
C = Calibration Noncompliance (e.g. % RSDs, %Ds, ICVs, CCVs, RRFs, etc.)
C01 = GC/MS Tuning Noncompliance
D = MS/MSD Recovery Noncompliance
E = LCS/LCSD Recovery Noncompliance
F = Lab Duplicate Imprecision
G = Field Duplicate Imprecision
H = Holding Time Exceedance
I = ICP Serial Dilution Noncompliance
J = GFAA PDS-GFAA MSA's r < 0.995 / ICP PDS Recovery Noncompliance
K = ICP Interference - includes ICS % R Noncompliance
L = Instrument Calibration Range Exceedance
M = Sample Preservation Noncompliance
N = Internal Standard Noncompliance
N01 = Internal Standard Recovery Noncompliance Dioxins
N02 = Recovery Standard Noncompliance Dioxins
N03 = Clean-up Standard Noncompliance Dioxins
O = Poor Instrument Performance (e.g. base-line drifting)
P = Uncertainty near detection limit (< 2 x IDL for inorganics and <CRQL for organics)
Q = Other problems (can encompass a number of issues; e.g. chromatography,interferences, etc.)
R = Surrogates Recovery Noncompliance
S = Pesticide/PCB Resolution
T = % Breakdown Noncompliance for DOT and Endrin
U = % Difference between columns/detectors >25% for positive results determined via GC/HPLC
V = Non-linear calibrations; correlation coefficient r < 0.995
W = EMPC result
X = Signal to noise response drop
Y = Percent solids <30%
Z = Uncertainty at 2 sigma deviation is greater than sample activity

PROJ_NO: 01660	NSAMPLE	DMW-10S-080808			DMW-21D-080808			DMW-21I-080808			DMW-27DEEP-080808		
SDG: 8H07118	LAB_ID	A8H090106006			A8H090106004			A8H090106002			A8H090106005		
FRACTION: M	SAMP_DATE	8/8/2008			8/8/2008			8/8/2008			8/8/2008		
MEDIA: WATER	QC_TYPE	NM			NM			NM			NM		
	UNITS	UG/L			UG/L			UG/L			UG/L		
	PCT_SOLIDS												
	DUP_OF												
PARAMETER		RESULT	VQL	QLCD	RESULT	VQL	QLCD	RESULT	VQL	QLCD	RESULT	VQL	QLCD
ANTIMONY		0.035	U		0.048	K	K	0.076	K	K	0.29	K	K
ARSENIC		16.7			2.7			7.9			6.5		
BARIUM		21.5			34.4			28.7			198		
BERYLLIUM		0.012	U		0.44			0.012	U		2.5		
CADMIUM		0.0061	UL	K	0.032	B	A	0.012	B	A	0.12	B	A
CHROMIUM		0.86	B	A	1.4			1	K	K	16.4		
COBALT		5.4			15.3			4.5			3.9		
COPPER		0.16	B	A	0.28	B	A	0.16	B	A	10.2		
IRON		70700			10700			55700			21300		
LEAD		0.057	B	A	0.25	B	A	2.6			25.2		
MANGANESE		1590			168			1330			420		
MERCURY		0.1	U		0.1	U		0.1	U		0.1	U	
MOLYBDENUM		0.63	K	K	0.51	K	K	0.31	K	K	9.2	K	K
NICKEL		2.2	K	CK	21.7			1.2	K	CK	14.6		
SELENIUM		0.44	B	A	0.14	U		0.44	B	A	0.98	B	A
SILVER		0.0026	U		0.004	B	A	0.0026	U		0.063	B	A
THALLIUM		0.11	U		0.11	U		0.11	U		0.11	U	
VANADIUM		0.46	U		1.4	B	A	0.96	B	A	15.5		
ZINC		12.6	B	A	20.4			8.3	B	A	78		

PROJ_NO: 01660	NSAMPLE	DMW-28I-080808			DMW-29DEEP-080808			MSA-MW15D-080608			MSA-MW15I-080608		
SDG: 8H07118	LAB_ID	A8H090106003			A8H090106007			A8H070118002			A8H070118005		
FRACTION: M	SAMP_DATE	8/8/2008			8/8/2008			8/6/2008			8/6/2008		
MEDIA: WATER	QC_TYPE	NM			NM			NM			NM		
	UNITS	UG/L			UG/L			UG/L			UG/L		
	PCT_SOLIDS												
	DUP_OF												
PARAMETER		RESULT	VQL	QLCD	RESULT	VQL	QLCD	RESULT	VQL	QLCD	RESULT	VQL	QLCD
ANTIMONY		0.19	K	K	0.035	U		0.035	U		0.035	U	
ARSENIC		6.6			0.13	U		0.64			8.2	K	K
BARIUM		132			34.6			37.2			43		
BERYLLIUM		0.14	B	A	0.092	B	A	0.076			0.24		
CADMIUM		0.034	B	A	0.058	B	A	0.062	B	A	0.046	B	A
CHROMIUM		2.9	K	K	1.7			2			8.7		
COBALT		42.2			1.7			9			39.2		
COPPER		0.38	B	A	3.3	K	C	3	K	C	0.65	B	A
IRON		39200			670			10800			23700		
LEAD		0.44	K	K	0.74			0.39			0.62		
MANGANESE		551			26.2			431			396		
MERCURY		0.1	U		0.1	U		0.1	U		0.1	U	
MOLYBDENUM		2	K	K	0.37			0.88	K	K	1	K	K
NICKEL		36.9			3.9	K	C	14.2			40		
SELENIUM		0.14	U		0.16	B	A	0.14	U		0.34		
SILVER		0.03	B	A	0.014	B	A	0.01	B	A	0.0026	U	
THALLIUM		0.14	B	A	0.11	U		0.11	U		0.11	U	
VANADIUM		1.5	B	A	0.92	B	A	1.1			6.8		
ZINC		41.3			11.4	B	A	16.7	B	A	45.5		

PROJ_NO: 01660	NSAMPLE	MSA-MW15S-080608			MSA-MW19D-080708			MSA-MW19I-080708			MSA-MW20D-080608		
SDG: 8H07118	LAB_ID	A8H070118006			A8H080117005			A8H080117003			A8H070118007		
FRACTION: M	SAMP_DATE	8/6/2008			8/7/2008			8/7/2008			8/6/2008		
MEDIA: WATER	QC_TYPE	NM			NM			NM			NM		
	UNITS	UG/L			UG/L			UG/L			UG/L		
	PCT_SOLIDS												
	DUP_OF												
PARAMETER		RESULT	VQL	QLCD	RESULT	VQL	QLCD	RESULT	VQL	QLCD	RESULT	VQL	QLCD
ANTIMONY		0.035	U		0.036	B	A	0.14	B	A	0.035	U	
ARSENIC		4.7			1.1	K	K	4.9	K	K	1.1		
BARIUM		18.8			99			64.6			132		
BERYLLIUM		0.97			1.6			0.99			0.98		
CADMIUM		0.4	L	K	0.015	B	A	0.073	B	A	0.4		
CHROMIUM		6.4			8.5			2.6	B	A	10.1		
COBALT		117			77.4			62.3			68.6		
COPPER		55.6			0.051	U		0.051	U		0.77	B	A
IRON		14700			24100			51800			2460		
LEAD		1.7			0.033	B	A	0.11	B	A	0.058	B	A
MANGANESE		302			2770			2790			1050		
MERCURY		0.1	U		0.1	UL	D	0.1	UL	D	0.1	U	
MOLYBDENUM		0.12	U		0.12	U		0.62	B	A	0.17	K	K
NICKEL		137			34.6			41.3			49.9		
SELENIUM		3.3			0.36			3.1			0.6		
SILVER		0.005	B	A	0.0026	U		0.006	B	A	0.0026	U	
THALLIUM		0.11	U		0.11	U		0.11	U		0.11	U	
VANADIUM		10.4			1.2	B	A	2.5	B	A	0.46	U	
ZINC		119			77.3			93.4			86.6		

PROJ_NO: 01660	NSAMPLE	MSA-MW20I-080608			MSA-MW20S-080608			MSA-MW26D-080708			MSA-MW26I-080708		
SDG: 8H07118	LAB_ID	A8H070118004			A8H070118003			A8H080117004			A8H080117006		
FRACTION: M	SAMP_DATE	8/6/2008			8/6/2008			8/7/2008			8/7/2008		
MEDIA: WATER	QC_TYPE	NM			NM			NM			NM		
	UNITS	UG/L			UG/L			UG/L			UG/L		
	PCT_SOLIDS												
	DUP_OF												
PARAMETER		RESULT	VQL	QLCD	RESULT	VQL	QLCD	RESULT	VQL	QLCD	RESULT	VQL	QLCD
ANTIMONY		0.2	K	K	0.035	U		0.1	B	A	0.035	U	
ARSENIC		2.2	K	K	8.9	K	K	7.2			3.5		
BARIUM		29.9			24			20.2			138		
BERYLLIUM		0.014	B	A	0.15	K	K	0.073	B	A	0.031	B	A
CADMIUM		0.15	B	A	0.014	B	A	0.048	B	A	0.012	B	A
CHROMIUM		3.3	K	K	2	K	K	3.8	B	A	0.78	B	A
COBALT		4.8			3.4			1.1			45.3		
COPPER		2.5	K	C	0.051	U		9.7			1.5	B	A
IRON		41300			137000			8430			33400		
LEAD		5.7			0.24	B	A	1.8			0.23	B	A
MANGANESE		1760			4550			119			1040		
MERCURY		0.1	U		0.1	U		0.1	UL	D	0.1	UL	D
MOLYBDENUM		0.34	K	K	0.2	K	K	0.41	B	A	0.24	B	A
NICKEL		1.6	K	CK	1.3	K	CK	2.4	K	C	16		
SELENIUM		0.33			2.8			0.4			0.14	U	
SILVER		0.036	B	A	0.0026	U		0.011	B	A	0.0026	U	
THALLIUM		0.11	U		0.11	U		0.11	U		0.11	U	
VANADIUM		2.1			1.4			5.2			0.63	B	A
ZINC		9.8	B	A	7.4	B	A	13.5	B	A	3.8	B	A

PROJ_NO: 01660	NSAMPLE	MSA-MW26S-080708
SDG: 8H07118	LAB_ID	A8H080117002
FRACTION: M	SAMP_DATE	8/7/2008
MEDIA: WATER	QC_TYPE	NM
	UNITS	UG/L
	PCT_SOLIDS	
	DUP_OF	

PARAMETER	RESULT	VQL	QLCD
ANTIMONY	0.24	B	A
ARSENIC	4		
BARIUM	1610		
BERYLLIUM	0.029	B	A
CADMIUM	0.03	B	A
CHROMIUM	3.1	B	A
COBALT	0.86		
COPPER	4.5		
IRON	31800		
LEAD	0.72	B	A
MANGANESE	788		
MERCURY	0.1	UL	D
MOLYBDENUM	0.65	B	A
NICKEL	1.4	K	CK
SELENIUM	0.54		
SILVER	0.011	B	A
THALLIUM	0.15	B	A
VANADIUM	3.3	B	A
ZINC	11.3	B	A

PROJ_NO: 01660	NSAMPLE	DMW-10S-080808			DMW-21D-080808			DMW-21I-080808			DMW-27DEEP-080808		
SDG: 8H07118	LAB_ID	A8H090106006			A8H090106004			A8H090106002			A8H090106005		
FRACTION: MF	SAMP_DATE	8/8/2008			8/8/2008			8/8/2008			8/8/2008		
MEDIA: WATER	QC_TYPE	NM			NM			NM			NM		
	UNITS	UG/L			UG/L			UG/L			UG/L		
	PCT_SOLIDS												
	DUP_OF												
PARAMETER		RESULT	VQL	QLCD	RESULT	VQL	QLCD	RESULT	VQL	QLCD	RESULT	VQL	QLCD
ANTIMONY		0.035	U		0.035	U		0.035	U		0.089	K	K
ARSENIC		16.7			2.7			7.8			2.8		
BARIUM		21.2			33.6			28.4			44		
BERYLLIUM		0.012	U		0.43			0.012	U		0.44		
CADMIUM		0.0061	UL	K	0.022	B	A	0.007	B	A	0.027	B	A
CHROMIUM		0.77	B	A	0.42	B	A	0.94	B	A	3.1		
COBALT		5.5			12.7			3.3			0.75		
COPPER		0.051	U		0.051	U		0.051	U		2.2	K	C
IRON		69200			10300			55000			4120		
LEAD		0.068	B	A	0.024	B	A	0.047	B	A	4.6		
MANGANESE		1590			171			1350			107		
MERCURY		0.1	U		0.1	U		0.1	U		0.1	U	
MOLYBDENUM		0.66	K	K	0.12	U		0.23	K	K	8.5	K	K
NICKEL		2	K	CK	13.6	K	C	0.97	K	CK	2.8	K	C
SELENIUM		0.42	B	A	0.14	U		0.42	B	A	0.32	B	A
SILVER		0.0026	U		0.005	B	A	0.007	B	A	0.012	B	A
THALLIUM		0.11	U		0.11	U		0.11	U		0.11	U	
VANADIUM		0.46	U		0.5	B	A	0.46	U		3.2	B	A
ZINC		11.4	B	A	11.7	B	A	4.8	B	A	18.1		

PROJ_NO: 01660	NSAMPLE	DMW-28I-080808			DMW-29DEEP-080808			MSA-MW15D-080608			MSA-MW15I-080608		
SDG: 8H07118	LAB_ID	A8H090106003			A8H090106007			A8H070118002			A8H070118005		
FRACTION: MF	SAMP_DATE	8/8/2008			8/8/2008			8/6/2008			8/6/2008		
MEDIA: WATER	QC_TYPE	NM			NM			NM			NM		
	UNITS	UG/L			UG/L			UG/L			UG/L		
	PCT_SOLIDS												
	DUP_OF												
PARAMETER		RESULT	VQL	QLCD	RESULT	VQL	QLCD	RESULT	VQL	QLCD	RESULT	VQL	QLCD
ANTIMONY		0.093	K	K	0.035	U		0.035	U		0.035	U	
ARSENIC		7.4			0.13	U		0.5	K	K	7.1		
BARIUM		116			25.9			31			44.8		
BERYLLIUM		0.12	B	A	0.019	B	A	0.051	B	A	0.19		
CADMIUM		0.012	B	A	0.037	B	A	0.018	B	A	0.0061	UL	K
CHROMIUM		1.8	K	K	0.1	B	A	0.42	B	A	8.6		
COBALT		46.2			1.3			8.2			43		
COPPER		0.051	U		0.051	U		0.051	U		0.051	U	
IRON		40400			15.4	B	A	9480			24400		
LEAD		0.028	B	A	0.018	U		0.035	B	A	0.018	U	
MANGANESE		572			23.1			380			437		
MERCURY		0.1	U		0.1	U		0.1	U		0.1	U	
MOLYBDENUM		2.4	K	K	0.33			0.52	K	K	0.56	K	K
NICKEL		39.6			2.7	K	C	12.4			43.4		
SELENIUM		0.14	U		0.14	U		0.14			0.25		
SILVER		0.0026	U		0.0026	U		0.01	B	A	0.0026	U	
THALLIUM		0.11	U		0.11	U		0.11	U		0.11	U	
VANADIUM		0.84	B	A	0.46	U		0.46	U		5.5		
ZINC		33.9			7.2	B	A	14.2	B	A	46.4		

PROJ_NO: 01660	NSAMPLE	MSA-MW15S-080608			MSA-MW19D-080708			MSA-MW19I-080708			MSA-MW20D-080608		
SDG: 8H07118	LAB_ID	A8H070118006			A8H080117005			A8H080117003			A8H070118007		
FRACTION: MF	SAMP_DATE	8/6/2008			8/7/2008			8/7/2008			8/6/2008		
MEDIA: WATER	QC_TYPE	NM			NM			NM			NM		
	UNITS	UG/L			UG/L			UG/L			UG/L		
	PCT_SOLIDS												
	DUP_OF												
PARAMETER		RESULT	VQL	QLCD	RESULT	VQL	QLCD	RESULT	VQL	QLCD	RESULT	VQL	QLCD
ANTIMONY		0.035	U		0.056	B	A	0.096	B	A	0.035	U	
ARSENIC		4.6			1.1	K	K	4.5	K	K	1.2		
BARIUM		21.4			102			63.6			134		
BERYLLIUM		1.1			1.6			0.9			1.1		
CADMIUM		0.46	L	K	0.01	B	A	0.048	B	A	0.32	B	A
CHROMIUM		5.7			9.1			2.2	B	A	10		
COBALT		128			77.5			63.6			68.2		
COPPER		48.6			0.051	U		0.051	U		0.051	U	
IRON		13800			24300			51700			2480		
LEAD		0.86			0.03	B	A	0.037	B	A	0.018	U	
MANGANESE		311			3120			2810			1060		
MERCURY		0.1	U		0.1	UL	D	0.1	UL	D	0.1	U	
MOLYBDENUM		0.12	U		0.12	U		0.27	B	A	0.12	U	
NICKEL		151			33.8			41.8			45.9		
SELENIUM		3.6			0.25			3			0.83		
SILVER		0.0026	U		0.0026	U		0.0026	U		0.003	B	A
THALLIUM		0.11	U		0.11	U		0.11	U		0.11	U	
VANADIUM		2.8			1.3	B	A	1.9	B	A	0.46	U	
ZINC		131			74.3			99.8			73.6		

PROJ_NO: 01660	NSAMPLE	MSA-MW20I-080608			MSA-MW20S-080608			MSA-MW26D-080708			MSA-MW26I-080708		
SDG: 8H07118	LAB_ID	A8H070118004			A8H070118003			A8H080117004			A8H080117006		
FRACTION: MF	SAMP_DATE	8/6/2008			8/6/2008			8/7/2008			8/7/2008		
MEDIA: WATER	QC_TYPE	NM			NM			NM			NM		
	UNITS	UG/L			UG/L			UG/L			UG/L		
	PCT_SOLIDS												
	DUP_OF												
PARAMETER		RESULT	VQL	QLCD	RESULT	VQL	QLCD	RESULT	VQL	QLCD	RESULT	VQL	QLCD
ANTIMONY		0.035	U		0.035	U		0.035	U		0.035	U	
ARSENIC		2			8.3	K	K	7.3			3.4		
BARIUM		21.3			22.3			13.5			133		
BERYLLIUM		0.012	U		0.18			0.012	U		0.026	B	A
CADMIUM		0.0061	UL	K	0.0061	UL	K	0.0061	UL	K	0.0061	UL	K
CHROMIUM		0.35	B	A	1.8			0.68	B	A	0.62	B	A
COBALT		5.4			3.3			1.1			44.2		
COPPER		0.051	U		0.051	U		0.17	B	A	0.051	U	
IRON		37400			130000			9250			32100		
LEAD		0.018	U		0.025	B	A	0.037	B	A	0.018	U	
MANGANESE		2010			4170			140			1010		
MERCURY		0.1	U		0.1	U		0.1	UL	D	0.1	UL	D
MOLYBDENUM		0.12	U		0.12	U		0.12	U		0.13	B	A
NICKEL		1.1	K	CK	1.1	K	CK	2	K	C	16		
SELENIUM		0.39			2.3			0.14	U		0.17		
SILVER		0.0026	U		0.003	B	A	0.0026	U		0.0026	U	
THALLIUM		0.11	U		0.11	U		0.11	U		0.11	U	
VANADIUM		0.46	U		0.86			0.46	U		0.6	B	A
ZINC		4.1	B	A	2.8	B	A	12.2	B	A	2.6	B	A

PROJ_NO: 01660	NSAMPLE	MSA-MW26S-080708
SDG: 8H07118	LAB_ID	A8H080117002
FRACTION: MF	SAMP_DATE	8/7/2008
MEDIA: WATER	QC_TYPE	NM
	UNITS	UG/L
	PCT_SOLIDS	
	DUP_OF	

PARAMETER	RESULT	VQL	QLCD
ANTIMONY	0.2	B	A
ARSENIC	4.8		
BARIUM	1720		
BERYLLIUM	0.026	B	A
CADMIUM	0.0061	UL	K
CHROMIUM	2.7	B	A
COBALT	0.9		
COPPER	0.21	B	A
IRON	36200		
LEAD	0.028	B	A
MANGANESE	924		
MERCURY	0.1	UL	D
MOLYBDENUM	1.1	B	A
NICKEL	0.86	K	CK
SELENIUM	0.31		
SILVER	0.0026	U	
THALLIUM	0.11	U	
VANADIUM	2.7	B	A
ZINC	1.5	B	A

PROJ_NO: 01660	NSAMPLE	DMW-10S-080808			DMW-21D-080808			DMW-21I-080808			DMW-27DEEP-080808		
SDG: 8H07118	LAB_ID	A8H090106006			A8H090106004			A8H090106002			A8H090106005		
FRACTION: MISC	SAMP_DATE	8/8/2008			8/8/2008			8/8/2008			8/8/2008		
MEDIA: WATER	QC_TYPE	NM			NM			NM			NM		
	UNITS	MG/L			MG/L			MG/L			MG/L		
	PCT_SOLIDS												
	DUP_OF												
PARAMETER		RESULT	VQL	QLCD	RESULT	VQL	QLCD	RESULT	VQL	QLCD	RESULT	VQL	QLCD
HEXAVALENT CHROMIUM		0.002	UR	D	0.002	UR	D	0.002	UR	D	0.002	UR	D

PROJ_NO: 01660	NSAMPLE	DMW-28I-080808			DMW-29DEEP-080808			MSA-MW15D-080608			MSA-MW15I-080608		
SDG: 8H07118	LAB_ID	A8H090106003			A8H090106007			A8H070118002			A8H070118005		
FRACTION: MISC	SAMP_DATE	8/8/2008			8/8/2008			8/6/2008			8/6/2008		
MEDIA: WATER	QC_TYPE	NM			NM			NM			NM		
	UNITS	MG/L			MG/L			MG/L			MG/L		
	PCT_SOLIDS												
	DUP_OF												
PARAMETER		RESULT	VQL	QLCD	RESULT	VQL	QLCD	RESULT	VQL	QLCD	RESULT	VQL	QLCD
HEXAVALENT CHROMIUM		0.002	UR	D	0.002	UR	D	0.002	UL	D	0.002	UL	D

PROJ_NO: 01660	NSAMPLE	MSA-MW15S-080608			MSA-MW19D-080708			MSA-MW19I-080708			MSA-MW20D-080608		
SDG: 8H07118	LAB_ID	A8H070118006			A8H080117005			A8H080117003			A8H070118007		
FRACTION: MISC	SAMP_DATE	8/6/2008			8/7/2008			8/7/2008			8/6/2008		
MEDIA: WATER	QC_TYPE	NM			NM			NM			NM		
	UNITS	MG/L			MG/L			MG/L			MG/L		
	PCT_SOLIDS												
	DUP_OF												
PARAMETER		RESULT	VQL	QLCD	RESULT	VQL	QLCD	RESULT	VQL	QLCD	RESULT	VQL	QLCD
HEXAVALENT CHROMIUM		0.002	UL	D	0.002	UL	D	0.002	UL	D	0.002	UL	D

PROJ_NO: 01660	NSAMPLE	MSA-MW20I-080608			MSA-MW20S-080608			MSA-MW26D-080708			MSA-MW26I-080708		
SDG: 8H07118	LAB_ID	A8H070118004			A8H070118003			A8H080117004			A8H080117006		
FRACTION: MISC	SAMP_DATE	8/6/2008			8/6/2008			8/7/2008			8/7/2008		
MEDIA: WATER	QC_TYPE	NM			NM			NM			NM		
	UNITS	MG/L			MG/L			MG/L			MG/L		
	PCT_SOLIDS												
	DUP_OF												
PARAMETER		RESULT	VQL	QLCD	RESULT	VQL	QLCD	RESULT	VQL	QLCD	RESULT	VQL	QLCD
HEXAVALENT CHROMIUM		0.002	UL	D	0.002	UL	D	0.005			0.002	UL	D

PROJ_NO: 01660	NSAMPLE	MSA-MW26S-080708		
SDG: 8H07118	LAB_ID	A8H080117002		
FRACTION: MISC	SAMP_DATE	8/7/2008		
MEDIA: WATER	QC_TYPE	NM		
	UNITS	MG/L		
	PCT_SOLIDS			
	DUP_OF			
PARAMETER		RESULT	VQL	QLCD
HEXAVALENT CHROMIUM		0.02		

APPENDIX B
RESULTS AS REPORTED BY THE LABORATORY

Tetra Tech NUS, Inc

Client Sample ID: DMW-10S-080808

TOTAL Metals

Lot-Sample #...: A8H090106-006 **Matrix.....:** WG
Date Sampled...: 08/08/08 14:00 **Date Received..:** 08/09/08

PARAMETER	RESULT	REPORTING LIMIT	UNITS	METHOD	PREPARATION-ANALYSIS DATE	WORK ORDER #
Prep Batch #...: 8228019						
Silver	ND	1.0	ug/L	SW846 6020	08/15-08/19/08	KTWRD1A5
		Dilution Factor: 1		Analysis Time..: 18:46	Analyst ID.....: 002260	
		Instrument ID..: I8		MDL.....: 0.0026		
Arsenic	**16.7**	**5.0**	**ug/L**	**SW846 6020**	**08/15-08/19/08**	**KTWRD1AQ**
		Dilution Factor: 1		Analysis Time..: 18:46	Analyst ID.....: 002260	
		Instrument ID..: I8		MDL.....: 0.13		
Barium	**21.5 J**	**1.0**	**ug/L**	**SW846 6020**	**08/15-08/19/08**	**KTWRD1AR**
		Dilution Factor: 1		Analysis Time..: 18:46	Analyst ID.....: 002260	
		Instrument ID..: I8		MDL.....: 0.014		
Beryllium	ND	1.0	ug/L	SW846 6020	08/15-08/19/08	KTWRD1AT
		Dilution Factor: 1		Analysis Time..: 18:46	Analyst ID.....: 002260	
		Instrument ID..: I8		MDL.....: 0.012		
Cadmium	ND	1.0	ug/L	SW846 6020	08/15-08/19/08	KTWRD1AU
		Dilution Factor: 1		Analysis Time..: 18:46	Analyst ID.....: 002260	
		Instrument ID..: I8		MDL.....: 0.0061		
Cobalt	**5.4 J**	**1.0**	**ug/L**	**SW846 6020**	**08/15-08/19/08**	**KTWRD1AV**
		Dilution Factor: 1		Analysis Time..: 18:46	Analyst ID.....: 002260	
		Instrument ID..: I8		MDL.....: 0.0041		
Chromium	**0.86 B,J**	**2.0**	**ug/L**	**SW846 6020**	**08/15-08/19/08**	**KTWRD1A9**
		Dilution Factor: 1		Analysis Time..: 18:46	Analyst ID.....: 002260	
		Instrument ID..: I8		MDL.....: 0.069		
Copper	**0.16 B,J**	**2.0**	**ug/L**	**SW846 6020**	**08/15-08/19/08**	**KTWRD1AW**
		Dilution Factor: 1		Analysis Time..: 18:46	Analyst ID.....: 002260	
		Instrument ID..: I8		MDL.....: 0.051		
Iron	**70700 J**	**50.0**	**ug/L**	**SW846 6020**	**08/15-08/19/08**	**KTWRD1AX**
		Dilution Factor: 1		Analysis Time..: 18:46	Analyst ID.....: 002260	
		Instrument ID..: I8		MDL.....: 1.1		
Manganese	**1590 J**	**1.0**	**ug/L**	**SW846 6020**	**08/15-08/19/08**	**KTWRD1A1**
		Dilution Factor: 1		Analysis Time..: 18:46	Analyst ID.....: 002260	
		Instrument ID..: I8		MDL.....: 0.027		

(Continued on next page)

Tetra Tech NUS, Inc

Client Sample ID: DMW-10S-080808

TOTAL Metals

Lot-Sample #...: A8H090106-006 Matrix.....: WG

PARAMETER	RESULT	REPORTING LIMIT	UNITS	METHOD	PREPARATION-ANALYSIS DATE	WORK ORDER #
Molybdenum	**0.63 B**	**2.0**	**ug/L**	**SW846 6020**	**08/15-08/19/08**	**KTWRD1A2**
		Dilution Factor: 1		Analysis Time..: 18:46	Analyst ID.....: 002260	
		Instrument ID..: I8		MDL.....: 0.12		
Nickel	**2.2 J**	**2.0**	**ug/L**	**SW846 6020**	**08/15-08/19/08**	**KTWRD1A3**
		Dilution Factor: 1		Analysis Time..: 18:46	Analyst ID.....: 002260	
		Instrument ID..: I8		MDL.....: 0.053		
Lead	**0.057 B,J**	**1.0**	**ug/L**	**SW846 6020**	**08/15-08/19/08**	**KTWRD1A0**
		Dilution Factor: 1		Analysis Time..: 18:46	Analyst ID.....: 002260	
		Instrument ID..: I8		MDL.....: 0.018		
Antimony	ND	2.0	ug/L	SW846 6020	08/15-08/19/08	KTWRD1AP
		Dilution Factor: 1		Analysis Time..: 18:46	Analyst ID.....: 002260	
		Instrument ID..: I8		MDL.....: 0.035		
Selenium	**0.44 B**	**5.0**	**ug/L**	**SW846 6020**	**08/15-08/19/08**	**KTWRD1A4**
		Dilution Factor: 1		Analysis Time..: 18:46	Analyst ID.....: 002260	
		Instrument ID..: I8		MDL.....: 0.14		
Thallium	ND	1.0	ug/L	SW846 6020	08/15-08/19/08	KTWRD1A6
		Dilution Factor: 1		Analysis Time..: 18:46	Analyst ID.....: 002260	
		Instrument ID..: I8		MDL.....: 0.11		
Vanadium	ND	20.0	ug/L	SW846 6020	08/15-08/19/08	KTWRD1A7
		Dilution Factor: 1		Analysis Time..: 18:46	Analyst ID.....: 002260	
		Instrument ID..: I8		MDL.....: 0.46		
Zinc	**12.6 B,J**	**20.0**	**ug/L**	**SW846 6020**	**08/15-08/19/08**	**KTWRD1A8**
		Dilution Factor: 1		Analysis Time..: 18:46	Analyst ID.....: 002260	
		Instrument ID..: I8		MDL.....: 0.20		
Mercury	ND	0.20	ug/L	SW846 7470A	08/15/08	KTWRD1AA
		Dilution Factor: 1		Analysis Time..: 17:43	Analyst ID.....: 001576	
		Instrument ID..: H1		MDL.....: 0.10		

NOTE(S):

J Method blank contamination. The associated method blank contains the target analyte at a reportable level.

B Estimated result. Result is less than RL.

Tetra Tech NUS, Inc

Client Sample ID: DMW-21D-080808

TOTAL Metals

Lot-Sample #...: A8H090106-004 Matrix.....: WG
Date Sampled...: 08/08/08 12:05 Date Received..: 08/09/08

PARAMETER	RESULT	REPORTING LIMIT	UNITS	METHOD	PREPARATION-ANALYSIS DATE	WORK ORDER #
Prep Batch #...: 8228019						
Silver	**0.0040 B,J**	**1.0**	**ug/L**	**SW846 6020**	**08/15-08/19/08**	**KTWRA1A5**
		Dilution Factor: 1		Analysis Time..: 18:29	Analyst ID.....: 002260	
		Instrument ID..: I8		MDL.....: 0.0026		
Arsenic	**2.7 B**	**5.0**	**ug/L**	**SW846 6020**	**08/15-08/19/08**	**KTWRA1AQ**
		Dilution Factor: 1		Analysis Time..: 18:29	Analyst ID.....: 002260	
		Instrument ID..: I8		MDL.....: 0.13		
Barium	**34.4 J**	**1.0**	**ug/L**	**SW846 6020**	**08/15-08/19/08**	**KTWRA1AR**
		Dilution Factor: 1		Analysis Time..: 18:29	Analyst ID.....: 002260	
		Instrument ID..: I8		MDL.....: 0.014		
Beryllium	**0.44 B**	**1.0**	**ug/L**	**SW846 6020**	**08/15-08/19/08**	**KTWRA1AT**
		Dilution Factor: 1		Analysis Time..: 18:29	Analyst ID.....: 002260	
		Instrument ID..: I8		MDL.....: 0.012		
Cadmium	**0.032 B,J**	**1.0**	**ug/L**	**SW846 6020**	**08/15-08/19/08**	**KTWRA1AU**
		Dilution Factor: 1		Analysis Time..: 18:29	Analyst ID.....: 002260	
		Instrument ID..: I8		MDL.....: 0.0061		
Cobalt	**15.3 J**	**1.0**	**ug/L**	**SW846 6020**	**08/15-08/19/08**	**KTWRA1AV**
		Dilution Factor: 1		Analysis Time..: 18:29	Analyst ID.....: 002260	
		Instrument ID..: I8		MDL.....: 0.0041		
Chromium	**1.4 B,J**	**2.0**	**ug/L**	**SW846 6020**	**08/15-08/19/08**	**KTWRA1A9**
		Dilution Factor: 1		Analysis Time..: 18:29	Analyst ID.....: 002260	
		Instrument ID..: I8		MDL.....: 0.069		
Copper	**0.28 B,J**	**2.0**	**ug/L**	**SW846 6020**	**08/15-08/19/08**	**KTWRA1AW**
		Dilution Factor: 1		Analysis Time..: 18:29	Analyst ID.....: 002260	
		Instrument ID..: I8		MDL.....: 0.051		
Iron	**10700 J**	**50.0**	**ug/L**	**SW846 6020**	**08/15-08/19/08**	**KTWRA1AX**
		Dilution Factor: 1		Analysis Time..: 18:29	Analyst ID.....: 002260	
		Instrument ID..: I8		MDL.....: 1.1		
Manganese	**168 J**	**1.0**	**ug/L**	**SW846 6020**	**08/15-08/19/08**	**KTWRA1A1**
		Dilution Factor: 1		Analysis Time..: 18:29	Analyst ID.....: 002260	
		Instrument ID..: I8		MDL.....: 0.027		

(Continued on next page)

Tetra Tech NUS, Inc

Client Sample ID: DMW-21D-080808

TOTAL Metals

Lot-Sample #...: A8H090106-004 **Matrix.....:** WG

PARAMETER	RESULT	REPORTING LIMIT	UNITS	METHOD	PREPARATION-ANALYSIS DATE	WORK ORDER #
Molybdenum	**0.51 B**	**2.0**	**ug/L**	**SW846 6020**	**08/15-08/19/08**	**KTWRA1A2**
		Dilution Factor: 1		Analysis Time..: 18:29	Analyst ID.....: 002260	
		Instrument ID..: I8		MDL.....: 0.12		
Nickel	**21.7 J**	**2.0**	**ug/L**	**SW846 6020**	**08/15-08/19/08**	**KTWRA1A3**
		Dilution Factor: 1		Analysis Time..: 18:29	Analyst ID.....: 002260	
		Instrument ID..: I8		MDL.....: 0.053		
Lead	**0.25 B,J**	**1.0**	**ug/L**	**SW846 6020**	**08/15-08/19/08**	**KTWRA1A0**
		Dilution Factor: 1		Analysis Time..: 18:29	Analyst ID.....: 002260	
		Instrument ID..: I8		MDL.....: 0.018		
Antimony	**0.048 B**	**2.0**	**ug/L**	**SW846 6020**	**08/15-08/19/08**	**KTWRA1AP**
		Dilution Factor: 1		Analysis Time..: 18:29	Analyst ID.....: 002260	
		Instrument ID..: I8		MDL.....: 0.035		
Selenium	ND	5.0	ug/L	SW846 6020	08/15-08/19/08	KTWRA1A4
		Dilution Factor: 1		Analysis Time..: 18:29	Analyst ID.....: 002260	
		Instrument ID..: I8		MDL.....: 0.14		
Thallium	ND	1.0	ug/L	SW846 6020	08/15-08/19/08	KTWRA1A6
		Dilution Factor: 1		Analysis Time..: 18:29	Analyst ID.....: 002260	
		Instrument ID..: I8		MDL.....: 0.11		
Vanadium	**1.4 B,J**	**20.0**	**ug/L**	**SW846 6020**	**08/15-08/19/08**	**KTWRA1A7**
		Dilution Factor: 1		Analysis Time..: 18:29	Analyst ID.....: 002260	
		Instrument ID..: I8		MDL.....: 0.46		
Zinc	**20.4 J**	**20.0**	**ug/L**	**SW846 6020**	**08/15-08/19/08**	**KTWRA1A8**
		Dilution Factor: 1		Analysis Time..: 18:29	Analyst ID.....: 002260	
		Instrument ID..: I8		MDL.....: 0.20		
Mercury	ND	0.20	ug/L	SW846 7470A	08/15/08	KTWRA1AA
		Dilution Factor: 1		Analysis Time..: 17:35	Analyst ID.....: 001576	
		Instrument ID..: H1		MDL.....: 0.10		

NOTE(S):

B Estimated result. Result is less than RL.

J Method blank contamination. The associated method blank contains the target analyte at a reportable level.

Tetra Tech NUS, Inc

Client Sample ID: DMW-21I-080808

TOTAL Metals

Lot-Sample #...: A8H090106-002 Matrix.....: WG
Date Sampled...: 08/08/08 10:15 Date Received..: 08/09/08

PARAMETER	RESULT	REPORTING LIMIT	UNITS	METHOD	PREPARATION-ANALYSIS DATE	WORK ORDER #
Prep Batch #...: 8228019						
Silver	ND	1.0	ug/L	SW846 6020	08/15-08/19/08	KTWQ81AT
		Dilution Factor: 1		Analysis Time..: 17:49	Analyst ID.....: 002260	
		Instrument ID..: I8		MDL.....: 0.0026		
Arsenic	**7.9**	**5.0**	**ug/L**	**SW846 6020**	**08/15-08/19/08**	**KTWQ81AE**
		Dilution Factor: 1		Analysis Time..: 17:49	Analyst ID.....: 002260	
		Instrument ID..: I8		MDL.....: 0.13		
Barium	**28.7 J**	**1.0**	**ug/L**	**SW846 6020**	**08/15-08/19/08**	**KTWQ81AF**
		Dilution Factor: 1		Analysis Time..: 17:49	Analyst ID.....: 002260	
		Instrument ID..: I8		MDL.....: 0.014		
Beryllium	ND	1.0	ug/L	SW846 6020	08/15-08/19/08	KTWQ81AG
		Dilution Factor: 1		Analysis Time..: 17:49	Analyst ID.....: 002260	
		Instrument ID..: I8		MDL.....: 0.012		
Cadmium	**0.012 B,J**	**1.0**	**ug/L**	**SW846 6020**	**08/15-08/19/08**	**KTWQ81AH**
		Dilution Factor: 1		Analysis Time..: 17:49	Analyst ID.....: 002260	
		Instrument ID..: I8		MDL.....: 0.0061		
Cobalt	**4.5 J**	**1.0**	**ug/L**	**SW846 6020**	**08/15-08/19/08**	**KTWQ81AJ**
		Dilution Factor: 1		Analysis Time..: 17:49	Analyst ID.....: 002260	
		Instrument ID..: I8		MDL.....: 0.0041		
Chromium	**1.0 B,J**	**2.0**	**ug/L**	**SW846 6020**	**08/15-08/19/08**	**KTWQ81AX**
		Dilution Factor: 1		Analysis Time..: 17:49	Analyst ID.....: 002260	
		Instrument ID..: I8		MDL.....: 0.069		
Copper	**0.16 B,J**	**2.0**	**ug/L**	**SW846 6020**	**08/15-08/19/08**	**KTWQ81AK**
		Dilution Factor: 1		Analysis Time..: 17:49	Analyst ID.....: 002260	
		Instrument ID..: I8		MDL.....: 0.051		
Iron	**55700 J**	**50.0**	**ug/L**	**SW846 6020**	**08/15-08/19/08**	**KTWQ81AL**
		Dilution Factor: 1		Analysis Time..: 17:49	Analyst ID.....: 002260	
		Instrument ID..: I8		MDL.....: 1.1		
Manganese	**1330 J**	**1.0**	**ug/L**	**SW846 6020**	**08/15-08/21/08**	**KTWQ81AN**
		Dilution Factor: 1		Analysis Time..: 14:55	Analyst ID.....: 002260	
		Instrument ID..: I8		MDL.....: 0.027		

(Continued on next page)

Tetra Tech NUS, Inc

Client Sample ID: DMW-21I-080808

TOTAL Metals

Lot-Sample #...: A8H090106-002 Matrix.....: WG

PARAMETER	RESULT	REPORTING LIMIT	UNITS	METHOD	PREPARATION-ANALYSIS DATE	WORK ORDER #
Molybdenum	**0.31 B**	**2.0**	**ug/L**	**SW846 6020**	**08/15-08/19/08**	**KTWQ81AP**
		Dilution Factor: 1		Analysis Time..: 17:49	Analyst ID.....: 002260	
		Instrument ID..: I8		MDL.....: 0.12		
Nickel	**1.2 B,J**	**2.0**	**ug/L**	**SW846 6020**	**08/15-08/19/08**	**KTWQ81AQ**
		Dilution Factor: 1		Analysis Time..: 17:49	Analyst ID.....: 002260	
		Instrument ID..: I8		MDL.....: 0.053		
Lead	**2.6 J**	**1.0**	**ug/L**	**SW846 6020**	**08/15-08/19/08**	**KTWQ81AM**
		Dilution Factor: 1		Analysis Time..: 17:49	Analyst ID.....: 002260	
		Instrument ID..: I8		MDL.....: 0.018		
Antimony	**0.076 B**	**2.0**	**ug/L**	**SW846 6020**	**08/15-08/19/08**	**KTWQ81AD**
		Dilution Factor: 1		Analysis Time..: 17:49	Analyst ID.....: 002260	
		Instrument ID..: I8		MDL.....: 0.035		
Selenium	**0.44 B**	**5.0**	**ug/L**	**SW846 6020**	**08/15-08/19/08**	**KTWQ81AR**
		Dilution Factor: 1		Analysis Time..: 17:49	Analyst ID.....: 002260	
		Instrument ID..: I8		MDL.....: 0.14		
Thallium	ND	1.0	ug/L	SW846 6020	08/15-08/19/08	KTWQ81AU
		Dilution Factor: 1		Analysis Time..: 17:49	Analyst ID.....: 002260	
		Instrument ID..: I8		MDL.....: 0.11		
Vanadium	**0.96 B,J**	**20.0**	**ug/L**	**SW846 6020**	**08/15-08/19/08**	**KTWQ81AV**
		Dilution Factor: 1		Analysis Time..: 17:49	Analyst ID.....: 002260	
		Instrument ID..: I8		MDL.....: 0.46		
Zinc	**8.3 B,J**	**20.0**	**ug/L**	**SW846 6020**	**08/15-08/19/08**	**KTWQ81AW**
		Dilution Factor: 1		Analysis Time..: 17:49	Analyst ID.....: 002260	
		Instrument ID..: I8		MDL.....: 0.20		
Mercury	ND	0.20	ug/L	SW846 7470A	08/15/08	KTWQ81A0
		Dilution Factor: 1		Analysis Time..: 17:30	Analyst ID.....: 001576	
		Instrument ID..: H1		MDL.....: 0.10		

NOTE(S):

J Method blank contamination. The associated method blank contains the target analyte at a reportable level.

B Estimated result. Result is less than RL.

Tetra Tech NUS, Inc

Client Sample ID: DMW-27DEEP-080808

TOTAL Metals

Lot-Sample #...: A8H090106-005 Matrix.....: WG
Date Sampled...: 08/08/08 12:21 Date Received..: 08/09/08

PARAMETER	RESULT	REPORTING LIMIT	UNITS	METHOD	PREPARATION-ANALYSIS DATE	WORK ORDER #
Prep Batch #...: 8228019						
Silver	**0.063 B,J**	**1.0**	**ug/L**	**SW846 6020**	**08/15-08/19/08**	**KTWRC1AG**
		Dilution Factor: 1		Analysis Time..: 18:38	Analyst ID.....: 002260	
		Instrument ID..: I8		MDL.....: 0.0026		
Arsenic	**6.5**	**5.0**	**ug/L**	**SW846 6020**	**08/15-08/19/08**	**KTWRC1A3**
		Dilution Factor: 1		Analysis Time..: 18:38	Analyst ID.....: 002260	
		Instrument ID..: I8		MDL.....: 0.13		
Barium	**198 J**	**1.0**	**ug/L**	**SW846 6020**	**08/15-08/19/08**	**KTWRC1A4**
		Dilution Factor: 1		Analysis Time..: 18:38	Analyst ID.....: 002260	
		Instrument ID..: I8		MDL.....: 0.014		
Beryllium	**2.5**	**1.0**	**ug/L**	**SW846 6020**	**08/15-08/19/08**	**KTWRC1A5**
		Dilution Factor: 1		Analysis Time..: 18:38	Analyst ID.....: 002260	
		Instrument ID..: I8		MDL.....: 0.012		
Cadmium	**0.12 B,J**	**1.0**	**ug/L**	**SW846 6020**	**08/15-08/19/08**	**KTWRC1A6**
		Dilution Factor: 1		Analysis Time..: 18:38	Analyst ID.....: 002260	
		Instrument ID..: I8		MDL.....: 0.0061		
Cobalt	**3.9 J**	**1.0**	**ug/L**	**SW846 6020**	**08/15-08/19/08**	**KTWRC1A7**
		Dilution Factor: 1		Analysis Time..: 18:38	Analyst ID.....: 002260	
		Instrument ID..: I8		MDL.....: 0.0041		
Chromium	**16.4 J**	**2.0**	**ug/L**	**SW846 6020**	**08/15-08/19/08**	**KTWRC1AL**
		Dilution Factor: 1		Analysis Time..: 18:38	Analyst ID.....: 002260	
		Instrument ID..: I8		MDL.....: 0.069		
Copper	**10.2 J**	**2.0**	**ug/L**	**SW846 6020**	**08/15-08/19/08**	**KTWRC1A8**
		Dilution Factor: 1		Analysis Time..: 18:38	Analyst ID.....: 002260	
		Instrument ID..: I8		MDL.....: 0.051		
Iron	**21300 J**	**50.0**	**ug/L**	**SW846 6020**	**08/15-08/19/08**	**KTWRC1A9**
		Dilution Factor: 1		Analysis Time..: 18:38	Analyst ID.....: 002260	
		Instrument ID..: I8		MDL.....: 1.1		
Manganese	**420 J**	**1.0**	**ug/L**	**SW846 6020**	**08/15-08/19/08**	**KTWRC1AC**
		Dilution Factor: 1		Analysis Time..: 18:38	Analyst ID.....: 002260	
		Instrument ID..: I8		MDL.....: 0.027		

(Continued on next page)

Tetra Tech NUS, Inc

Client Sample ID: DMW-27DEEP-080808

TOTAL Metals

Lot-Sample #...: A8H090106-005 Matrix.....: WG

PARAMETER	RESULT	REPORTING LIMIT	UNITS	METHOD	PREPARATION-ANALYSIS DATE	WORK ORDER #
Molybdenum	**9.2**	**2.0**	**ug/L**	**SW846 6020**	**08/15-08/19/08**	**KTWRC1AD**
		Dilution Factor: 1		Analysis Time..: 18:38	Analyst ID.....: 002260	
		Instrument ID..: I8		MDL.....: 0.12		
Nickel	**14.6 J**	**2.0**	**ug/L**	**SW846 6020**	**08/15-08/19/08**	**KTWRC1AE**
		Dilution Factor: 1		Analysis Time..: 18:38	Analyst ID.....: 002260	
		Instrument ID..: I8		MDL.....: 0.053		
Lead	**25.2 J**	**1.0**	**ug/L**	**SW846 6020**	**08/15-08/19/08**	**KTWRC1AA**
		Dilution Factor: 1		Analysis Time..: 18:38	Analyst ID.....: 002260	
		Instrument ID..: I8		MDL.....: 0.018		
Antimony	**0.29 B**	**2.0**	**ug/L**	**SW846 6020**	**08/15-08/19/08**	**KTWRC1A2**
		Dilution Factor: 1		Analysis Time..: 18:38	Analyst ID.....: 002260	
		Instrument ID..: I8		MDL.....: 0.035		
Selenium	**0.98 B**	**5.0**	**ug/L**	**SW846 6020**	**08/15-08/19/08**	**KTWRC1AF**
		Dilution Factor: 1		Analysis Time..: 18:38	Analyst ID.....: 002260	
		Instrument ID..: I8		MDL.....: 0.14		
Thallium	ND	1.0	ug/L	SW846 6020	08/15-08/19/08	KTWRC1AH
		Dilution Factor: 1		Analysis Time..: 18:38	Analyst ID.....: 002260	
		Instrument ID..: I8		MDL.....: 0.11		
Vanadium	**15.5 B,J**	**20.0**	**ug/L**	**SW846 6020**	**08/15-08/19/08**	**KTWRC1AJ**
		Dilution Factor: 1		Analysis Time..: 18:38	Analyst ID.....: 002260	
		Instrument ID..: I8		MDL.....: 0.46		
Zinc	**78.0 J**	**20.0**	**ug/L**	**SW846 6020**	**08/15-08/19/08**	**KTWRC1AK**
		Dilution Factor: 1		Analysis Time..: 18:38	Analyst ID.....: 002260	
		Instrument ID..: I8		MDL.....: 0.20		
Mercury	ND	0.20	ug/L	SW846 7470A	08/15/08	KTWRC1AM
		Dilution Factor: 1		Analysis Time..: 17:40	Analyst ID.....: 001576	
		Instrument ID..: H1		MDL.....: 0.10		

NOTE(S):

B Estimated result. Result is less than RL.

J Method blank contamination. The associated method blank contains the target analyte at a reportable level.

Tetra Tech NUS, Inc

Client Sample ID: DMW-28I-080808

TOTAL Metals

Lot-Sample #...: A8H090106-003 Matrix.....: WG
Date Sampled...: 08/08/08 10:36 Date Received..: 08/09/08

PARAMETER	RESULT	REPORTING LIMIT	UNITS	METHOD	PREPARATION-ANALYSIS DATE	WORK ORDER #
Prep Batch #...: 8228019						
Silver	0.030 B,J	1.0	ug/L	SW846 6020	08/15-08/19/08	KTWQ91A5
		Dilution Factor: 1		Analysis Time..: 18:21	Analyst ID.....: 002260	
		Instrument ID..: I8		MDL.....: 0.0026		
Arsenic	6.6	5.0	ug/L	SW846 6020	08/15-08/19/08	KTWQ91AQ
		Dilution Factor: 1		Analysis Time..: 18:21	Analyst ID.....: 002260	
		Instrument ID..: I8		MDL.....: 0.13		
Barium	132 J	1.0	ug/L	SW846 6020	08/15-08/19/08	KTWQ91AR
		Dilution Factor: 1		Analysis Time..: 18:21	Analyst ID.....: 002260	
		Instrument ID..: I8		MDL.....: 0.014		
Beryllium	0.14 B	1.0	ug/L	SW846 6020	08/15-08/19/08	KTWQ91AT
		Dilution Factor: 1		Analysis Time..: 18:21	Analyst ID.....: 002260	
		Instrument ID..: I8		MDL.....: 0.012		
Cadmium	0.034 B,J	1.0	ug/L	SW846 6020	08/15-08/19/08	KTWQ91AU
		Dilution Factor: 1		Analysis Time..: 18:21	Analyst ID.....: 002260	
		Instrument ID..: I8		MDL.....: 0.0061		
Cobalt	42.2 J	1.0	ug/L	SW846 6020	08/15-08/19/08	KTWQ91AV
		Dilution Factor: 1		Analysis Time..: 18:21	Analyst ID.....: 002260	
		Instrument ID..: I8		MDL.....: 0.0041		
Chromium	2.9 J	2.0	ug/L	SW846 6020	08/15-08/19/08	KTWQ91A9
		Dilution Factor: 1		Analysis Time..: 18:21	Analyst ID.....: 002260	
		Instrument ID..: I8		MDL.....: 0.069		
Copper	0.38 B,J	2.0	ug/L	SW846 6020	08/15-08/19/08	KTWQ91AW
		Dilution Factor: 1		Analysis Time..: 18:21	Analyst ID.....: 002260	
		Instrument ID..: I8		MDL.....: 0.051		
Iron	39200 J	50.0	ug/L	SW846 6020	08/15-08/19/08	KTWQ91AX
		Dilution Factor: 1		Analysis Time..: 18:21	Analyst ID.....: 002260	
		Instrument ID..: I8		MDL.....: 1.1		
Manganese	551 J	1.0	ug/L	SW846 6020	08/15-08/19/08	KTWQ91A1
		Dilution Factor: 1		Analysis Time..: 18:21	Analyst ID.....: 002260	
		Instrument ID..: I8		MDL.....: 0.027		

(Continued on next page)

Tetra Tech NUS, Inc

Client Sample ID: DMW-28I-080808

TOTAL Metals

Lot-Sample #...: A8H090106-003 **Matrix.....:** WG

PARAMETER	RESULT	REPORTING LIMIT	UNITS	METHOD	PREPARATION-ANALYSIS DATE	WORK ORDER #
Molybdenum	2.0	2.0	ug/L	SW846 6020	08/15-08/19/08	KTWQ91A2
		Dilution Factor: 1		Analysis Time..: 18:21	Analyst ID.....: 002260	
		Instrument ID..: I8		MDL.....: 0.12		
Nickel	36.9 J	2.0	ug/L	SW846 6020	08/15-08/19/08	KTWQ91A3
		Dilution Factor: 1		Analysis Time..: 18:21	Analyst ID.....: 002260	
		Instrument ID..: I8		MDL.....: 0.053		
Lead	0.44 B,J	1.0	ug/L	SW846 6020	08/15-08/19/08	KTWQ91A0
		Dilution Factor: 1		Analysis Time..: 18:21	Analyst ID.....: 002260	
		Instrument ID..: I8		MDL.....: 0.018		
Antimony	0.19 B	2.0	ug/L	SW846 6020	08/15-08/19/08	KTWQ91AP
		Dilution Factor: 1		Analysis Time..: 18:21	Analyst ID.....: 002260	
		Instrument ID..: I8		MDL.....: 0.035		
Selenium	ND	5.0	ug/L	SW846 6020	08/15-08/19/08	KTWQ91A4
		Dilution Factor: 1		Analysis Time..: 18:21	Analyst ID.....: 002260	
		Instrument ID..: I8		MDL.....: 0.14		
Thallium	0.14 B	1.0	ug/L	SW846 6020	08/15-08/19/08	KTWQ91A6
		Dilution Factor: 1		Analysis Time..: 18:21	Analyst ID.....: 002260	
		Instrument ID..: I8		MDL.....: 0.11		
Vanadium	1.5 B,J	20.0	ug/L	SW846 6020	08/15-08/19/08	KTWQ91A7
		Dilution Factor: 1		Analysis Time..: 18:21	Analyst ID.....: 002260	
		Instrument ID..: I8		MDL.....: 0.46		
Zinc	41.3 J	20.0	ug/L	SW846 6020	08/15-08/19/08	KTWQ91A8
		Dilution Factor: 1		Analysis Time..: 18:21	Analyst ID.....: 002260	
		Instrument ID..: I8		MDL.....: 0.20		
Mercury	ND	0.20	ug/L	SW846 7470A	08/15/08	KTWQ91AA
		Dilution Factor: 1		Analysis Time..: 17:48	Analyst ID.....: 001576	
		Instrument ID..: H1		MDL.....: 0.10		

NOTE(S):

B Estimated result. Result is less than RL.

J Method blank contamination. The associated method blank contains the target analyte at a reportable level.

Tetra Tech NUS, Inc

Client Sample ID: DMW-29DEEP-080808

TOTAL Metals

Lot-Sample #...: A8H090106-007
Date Sampled...: 08/08/08 15:27 Date Received..: 08/09/08
Matrix.....: WG

PARAMETER	RESULT	REPORTING LIMIT	UNITS	METHOD	PREPARATION-ANALYSIS DATE	WORK ORDER #
Prep Batch #...: 8228019						
Silver	0.014 B,J	1.0	ug/L	SW846 6020	08/15-08/19/08	KTWRE1AG
		Dilution Factor: 1		Analysis Time..: 19:08	Analyst ID.....: 002260	
		Instrument ID..: I8		MDL.....: 0.0026		
Arsenic	ND	5.0	ug/L	SW846 6020	08/15-08/19/08	KTWRE1A3
		Dilution Factor: 1		Analysis Time..: 19:08	Analyst ID.....: 002260	
		Instrument ID..: I8		MDL.....: 0.13		
Barium	34.6 J	1.0	ug/L	SW846 6020	08/15-08/19/08	KTWRE1A4
		Dilution Factor: 1		Analysis Time..: 19:08	Analyst ID.....: 002260	
		Instrument ID..: I8		MDL.....: 0.014		
Beryllium	0.092 B	1.0	ug/L	SW846 6020	08/15-08/19/08	KTWRE1A5
		Dilution Factor: 1		Analysis Time..: 19:08	Analyst ID.....: 002260	
		Instrument ID..: I8		MDL.....: 0.012		
Cadmium	0.058 B,J	1.0	ug/L	SW846 6020	08/15-08/19/08	KTWRE1A6
		Dilution Factor: 1		Analysis Time..: 19:08	Analyst ID.....: 002260	
		Instrument ID..: I8		MDL.....: 0.0061		
Cobalt	1.7 J	1.0	ug/L	SW846 6020	08/15-08/19/08	KTWRE1A7
		Dilution Factor: 1		Analysis Time..: 19:08	Analyst ID.....: 002260	
		Instrument ID..: I8		MDL.....: 0.0041		
Chromium	1.7 B,J	2.0	ug/L	SW846 6020	08/15-08/19/08	KTWRE1AL
		Dilution Factor: 1		Analysis Time..: 19:08	Analyst ID.....: 002260	
		Instrument ID..: I8		MDL.....: 0.069		
Copper	3.3 J	2.0	ug/L	SW846 6020	08/15-08/19/08	KTWRE1A8
		Dilution Factor: 1		Analysis Time..: 19:08	Analyst ID.....: 002260	
		Instrument ID..: I8		MDL.....: 0.051		
Iron	670 J	50.0	ug/L	SW846 6020	08/15-08/19/08	KTWRE1A9
		Dilution Factor: 1		Analysis Time..: 19:08	Analyst ID.....: 002260	
		Instrument ID..: I8		MDL.....: 1.1		
Manganese	26.2 J	1.0	ug/L	SW846 6020	08/15-08/19/08	KTWRE1AC
		Dilution Factor: 1		Analysis Time..: 19:08	Analyst ID.....: 002260	
		Instrument ID..: I8		MDL.....: 0.027		

(Continued on next page)

Tetra Tech NUS, Inc

Client Sample ID: DMW-29DEEP-080808

TOTAL Metals

Lot-Sample #...: A8H090106-007 Matrix.....: WG

PARAMETER	RESULT	REPORTING LIMIT	UNITS	METHOD	PREPARATION-ANALYSIS DATE	WORK ORDER #
Molybdenum	**0.37 B**	**2.0**	**ug/L**	**SW846 6020**	**08/15-08/19/08**	**KTWRE1AD**
		Dilution Factor: 1		Analysis Time..: 19:08	Analyst ID.....: 002260	
		Instrument ID..: I8		MDL.....: 0.12		
Nickel	**3.9 J**	**2.0**	**ug/L**	**SW846 6020**	**08/15-08/19/08**	**KTWRE1AE**
		Dilution Factor: 1		Analysis Time..: 19:08	Analyst ID.....: 002260	
		Instrument ID..: I8		MDL.....: 0.053		
Lead	**0.74 B,J**	**1.0**	**ug/L**	**SW846 6020**	**08/15-08/19/08**	**KTWRE1AA**
		Dilution Factor: 1		Analysis Time..: 19:08	Analyst ID.....: 002260	
		Instrument ID..: I8		MDL.....: 0.018		
Antimony	ND	2.0	ug/L	SW846 6020	08/15-08/19/08	KTWRE1A2
		Dilution Factor: 1		Analysis Time..: 19:08	Analyst ID.....: 002260	
		Instrument ID..: I8		MDL.....: 0.035		
Selenium	**0.16 B**	**5.0**	**ug/L**	**SW846 6020**	**08/15-08/19/08**	**KTWRE1AF**
		Dilution Factor: 1		Analysis Time..: 19:08	Analyst ID.....: 002260	
		Instrument ID..: I8		MDL.....: 0.14		
Thallium	ND	1.0	ug/L	SW846 6020	08/15-08/19/08	KTWRE1AH
		Dilution Factor: 1		Analysis Time..: 19:08	Analyst ID.....: 002260	
		Instrument ID..: I8		MDL.....: 0.11		
Vanadium	**0.92 B,J**	**20.0**	**ug/L**	**SW846 6020**	**08/15-08/19/08**	**KTWRE1AJ**
		Dilution Factor: 1		Analysis Time..: 19:08	Analyst ID.....: 002260	
		Instrument ID..: I8		MDL.....: 0.46		
Zinc	**11.4 B,J**	**20.0**	**ug/L**	**SW846 6020**	**08/15-08/19/08**	**KTWRE1AK**
		Dilution Factor: 1		Analysis Time..: 19:08	Analyst ID.....: 002260	
		Instrument ID..: I8		MDL.....: 0.20		
Mercury	ND	0.20	ug/L	SW846 7470A	08/15/08	KTWRE1AM
		Dilution Factor: 1		Analysis Time..: 17:45	Analyst ID.....: 001576	
		Instrument ID..: H1		MDL.....: 0.10		

NOTE(S):

B Estimated result. Result is less than RL.

J Method blank contamination. The associated method blank contains the target analyte at a reportable level.

Tetra Tech NUS, Inc

Client Sample ID: MSA-MW15D-080608

TOTAL Metals

Lot-Sample #...: A8H070118-002 Matrix.....: WQ
Date Sampled...: 08/06/08 11:00 Date Received..: 08/07/08

PARAMETER	RESULT	REPORTING LIMIT	UNITS	METHOD	PREPARATION-ANALYSIS DATE	WORK ORDER #
Prep Batch #...: 8225076						
Silver	0.010 B	1.0	ug/L	SW846 6020	08/13-08/19/08	KTQJ51AT
		Dilution Factor: 1		Analysis Time..: 21:49	Analyst ID.....: 002260	
		Instrument ID..: I8		MDL.....: 0.0026		
Arsenic	0.64 B	5.0	ug/L	SW846 6020	08/13-08/19/08	KTQJ51AE
		Dilution Factor: 1		Analysis Time..: 21:49	Analyst ID.....: 002260	
		Instrument ID..: I8		MDL.....: 0.13		
Barium	37.2 J	1.0	ug/L	SW846 6020	08/13-08/19/08	KTQJ51AF
		Dilution Factor: 1		Analysis Time..: 21:49	Analyst ID.....: 002260	
		Instrument ID..: I8		MDL.....: 0.014		
Beryllium	0.076 B	1.0	ug/L	SW846 6020	08/13-08/19/08	KTQJ51AG
		Dilution Factor: 1		Analysis Time..: 21:49	Analyst ID.....: 002260	
		Instrument ID..: I8		MDL.....: 0.012		
Cadmium	0.062 B,J	1.0	ug/L	SW846 6020	08/13-08/19/08	KTQJ51AH
		Dilution Factor: 1		Analysis Time..: 21:49	Analyst ID.....: 002260	
		Instrument ID..: I8		MDL.....: 0.0061		
Cobalt	9.0 J	1.0	ug/L	SW846 6020	08/13-08/19/08	KTQJ51AJ
		Dilution Factor: 1		Analysis Time..: 21:49	Analyst ID.....: 002260	
		Instrument ID..: I8		MDL.....: 0.0041		
Chromium	2.0 J	2.0	ug/L	SW846 6020	08/13-08/19/08	KTQJ51AX
		Dilution Factor: 1		Analysis Time..: 21:49	Analyst ID.....: 002260	
		Instrument ID..: I8		MDL.....: 0.069		
Copper	3.0 J	2.0	ug/L	SW846 6020	08/13-08/19/08	KTQJ51AK
		Dilution Factor: 1		Analysis Time..: 21:49	Analyst ID.....: 002260	
		Instrument ID..: I8		MDL.....: 0.051		
Iron	10800 J	50.0	ug/L	SW846 6020	08/13-08/19/08	KTQJ51AL
		Dilution Factor: 1		Analysis Time..: 21:49	Analyst ID.....: 002260	
		Instrument ID..: I8		MDL.....: 1.1		
Manganese	431 J	1.0	ug/L	SW846 6020	08/13-08/19/08	KTQJ51AN
		Dilution Factor: 1		Analysis Time..: 21:49	Analyst ID.....: 002260	
		Instrument ID..: I8		MDL.....: 0.027		

(Continued on next page)

Tetra Tech NUS, Inc

Client Sample ID: MSA-MW15D-080608

TOTAL Metals

Lot-Sample #...: A8H070118-002 Matrix.....: WQ

PARAMETER	RESULT	REPORTING LIMIT	UNITS	METHOD	PREPARATION-ANALYSIS DATE	WORK ORDER #
Molybdenum	**0.88 B**	**2.0**	**ug/L**	**SW846 6020**	**08/13-08/19/08**	**KTQJ51AP**
		Dilution Factor: 1		Analysis Time..: 21:49	Analyst ID.....: 002260	
		Instrument ID..: I8		MDL.....: 0.12		
Nickel	**14.2 J**	**2.0**	**ug/L**	**SW846 6020**	**08/13-08/19/08**	**KTQJ51AQ**
		Dilution Factor: 1		Analysis Time..: 21:49	Analyst ID.....: 002260	
		Instrument ID..: I8		MDL.....: 0.053		
Lead	**0.39 B,J**	**1.0**	**ug/L**	**SW846 6020**	**08/13-08/19/08**	**KTQJ51AM**
		Dilution Factor: 1		Analysis Time..: 21:49	Analyst ID.....: 002260	
		Instrument ID..: I8		MDL.....: 0.018		
Antimony	ND	2.0	ug/L	SW846 6020	08/13-08/19/08	KTQJ51AD
		Dilution Factor: 1		Analysis Time..: 21:49	Analyst ID.....: 002260	
		Instrument ID..: I8		MDL.....: 0.035		
Selenium	ND	5.0	ug/L	SW846 6020	08/13-08/19/08	KTQJ51AR
		Dilution Factor: 1		Analysis Time..: 21:49	Analyst ID.....: 002260	
		Instrument ID..: I8		MDL.....: 0.14		
Thallium	ND	1.0	ug/L	SW846 6020	08/13-08/19/08	KTQJ51AU
		Dilution Factor: 1		Analysis Time..: 21:49	Analyst ID.....: 002260	
		Instrument ID..: I8		MDL.....: 0.11		
Vanadium	**1.1 B**	**20.0**	**ug/L**	**SW846 6020**	**08/13-08/19/08**	**KTQJ51AV**
		Dilution Factor: 1		Analysis Time..: 21:49	Analyst ID.....: 002260	
		Instrument ID..: I8		MDL.....: 0.46		
Zinc	**16.7 B,J**	**20.0**	**ug/L**	**SW846 6020**	**08/13-08/19/08**	**KTQJ51AW**
		Dilution Factor: 1		Analysis Time..: 21:49	Analyst ID.....: 002260	
		Instrument ID..: I8		MDL.....: 0.20		
Mercury	ND	0.20	ug/L	SW846 7470A	08/13-08/15/08	KTQJ51A0
		Dilution Factor: 1		Analysis Time..: 16:56	Analyst ID.....: 001576	
		Instrument ID..: H1		MDL.....: 0.10		

NOTE(S):

B Estimated result. Result is less than RL.

J Method blank contamination. The associated method blank contains the target analyte at a reportable level.

Tetra Tech NUS, Inc

Client Sample ID: MSA-MW15I-080608

TOTAL Metals

Lot-Sample #...: A8H070118-005
Date Sampled...: 08/06/08 13:40 Date Received..: 08/07/08
Matrix.....: WQ

PARAMETER	RESULT	REPORTING LIMIT	UNITS	METHOD	PREPARATION-ANALYSIS DATE	WORK ORDER #
Prep Batch #...: 8225076						
Silver	ND	1.0	ug/L	SW846 6020	08/13-08/19/08	KTQJ81A5
		Dilution Factor: 1		Analysis Time..: 22:14	Analyst ID.....: 002260	
		Instrument ID..: I8		MDL.....: 0.0026		
Arsenic	**8.2**	**5.0**	**ug/L**	**SW846 6020**	**08/13-08/19/08**	**KTQJ81AQ**
		Dilution Factor: 1		Analysis Time..: 22:14	Analyst ID.....: 002260	
		Instrument ID..: I8		MDL.....: 0.13		
Barium	**43.0 J**	**1.0**	**ug/L**	**SW846 6020**	**08/13-08/19/08**	**KTQJ81AR**
		Dilution Factor: 1		Analysis Time..: 22:14	Analyst ID.....: 002260	
		Instrument ID..: I8		MDL.....: 0.014		
Beryllium	**0.24 B**	**1.0**	**ug/L**	**SW846 6020**	**08/13-08/19/08**	**KTQJ81AT**
		Dilution Factor: 1		Analysis Time..: 22:14	Analyst ID.....: 002260	
		Instrument ID..: I8		MDL.....: 0.012		
Cadmium	**0.046 B,J**	**1.0**	**ug/L**	**SW846 6020**	**08/13-08/19/08**	**KTQJ81AU**
		Dilution Factor: 1		Analysis Time..: 22:14	Analyst ID.....: 002260	
		Instrument ID..: I8		MDL.....: 0.0061		
Cobalt	**39.2 J**	**1.0**	**ug/L**	**SW846 6020**	**08/13-08/19/08**	**KTQJ81AV**
		Dilution Factor: 1		Analysis Time..: 22:14	Analyst ID.....: 002260	
		Instrument ID..: I8		MDL.....: 0.0041		
Chromium	**8.7 J**	**2.0**	**ug/L**	**SW846 6020**	**08/13-08/19/08**	**KTQJ81A9**
		Dilution Factor: 1		Analysis Time..: 22:14	Analyst ID.....: 002260	
		Instrument ID..: I8		MDL.....: 0.069		
Copper	**0.65 B,J**	**2.0**	**ug/L**	**SW846 6020**	**08/13-08/19/08**	**KTQJ81AW**
		Dilution Factor: 1		Analysis Time..: 22:14	Analyst ID.....: 002260	
		Instrument ID..: I8		MDL.....: 0.051		
Iron	**23700 J**	**50.0**	**ug/L**	**SW846 6020**	**08/13-08/19/08**	**KTQJ81AX**
		Dilution Factor: 1		Analysis Time..: 22:14	Analyst ID.....: 002260	
		Instrument ID..: I8		MDL.....: 1.1		
Manganese	**396 J**	**1.0**	**ug/L**	**SW846 6020**	**08/13-08/19/08**	**KTQJ81A1**
		Dilution Factor: 1		Analysis Time..: 22:14	Analyst ID.....: 002260	
		Instrument ID..: I8		MDL.....: 0.027		

(Continued on next page)

Tetra Tech NUS, Inc

Client Sample ID: MSA-MW15I-080608

TOTAL Metals

Lot-Sample #...: A8H070118-005 Matrix.....: WQ

PARAMETER	RESULT	REPORTING LIMIT	UNITS	METHOD	PREPARATION-ANALYSIS DATE	WORK ORDER #
Molybdenum	**1.0 B**	**2.0**	**ug/L**	**SW846 6020**	**08/13-08/19/08**	**KTQJ81A2**
		Dilution Factor: 1		Analysis Time..: 22:14	Analyst ID.....: 002260	
		Instrument ID..: I8		MDL.....: 0.12		
Nickel	**40.0 J**	**2.0**	**ug/L**	**SW846 6020**	**08/13-08/19/08**	**KTQJ81A3**
		Dilution Factor: 1		Analysis Time..: 22:14	Analyst ID.....: 002260	
		Instrument ID..: I8		MDL.....: 0.053		
Lead	**0.62 B,J**	**1.0**	**ug/L**	**SW846 6020**	**08/13-08/19/08**	**KTQJ81A0**
		Dilution Factor: 1		Analysis Time..: 22:14	Analyst ID.....: 002260	
		Instrument ID..: I8		MDL.....: 0.018		
Antimony	ND	2.0	ug/L	SW846 6020	08/13-08/19/08	KTQJ81AP
		Dilution Factor: 1		Analysis Time..: 22:14	Analyst ID.....: 002260	
		Instrument ID..: I8		MDL.....: 0.035		
Selenium	**0.34 B**	**5.0**	**ug/L**	**SW846 6020**	**08/13-08/19/08**	**KTQJ81A4**
		Dilution Factor: 1		Analysis Time..: 22:14	Analyst ID.....: 002260	
		Instrument ID..: I8		MDL.....: 0.14		
Thallium	ND	1.0	ug/L	SW846 6020	08/13-08/19/08	KTQJ81A6
		Dilution Factor: 1		Analysis Time..: 22:14	Analyst ID.....: 002260	
		Instrument ID..: I8		MDL.....: 0.11		
Vanadium	**6.8 B**	**20.0**	**ug/L**	**SW846 6020**	**08/13-08/19/08**	**KTQJ81A7**
		Dilution Factor: 1		Analysis Time..: 22:14	Analyst ID.....: 002260	
		Instrument ID..: I8		MDL.....: 0.46		
Zinc	**45.5 J**	**20.0**	**ug/L**	**SW846 6020**	**08/13-08/19/08**	**KTQJ81A8**
		Dilution Factor: 1		Analysis Time..: 22:14	Analyst ID.....: 002260	
		Instrument ID..: I8		MDL.....: 0.20		
Mercury	ND	0.20	ug/L	SW846 7470A	08/13-08/15/08	KTQJ81AA
		Dilution Factor: 1		Analysis Time..: 16:46	Analyst ID.....: 001576	
		Instrument ID..: H1		MDL.....: 0.10		

NOTE(S):

J Method blank contamination. The associated method blank contains the target analyte at a reportable level.

B Estimated result. Result is less than RL.

Tetra Tech NUS, Inc

Client Sample ID: MSA-MW15S-080608

TOTAL Metals

Lot-Sample #...: A8H070118-006 Matrix.....: WQ
Date Sampled...: 08/06/08 15:00 Date Received..: 08/07/08

PARAMETER	RESULT	REPORTING LIMIT	UNITS	METHOD	PREPARATION-ANALYSIS DATE	WORK ORDER #
Prep Batch #...: 8225076						
Silver	0.0050 B	1.0	ug/L	SW846 6020	08/13-08/19/08	KTQJ91A5
		Dilution Factor: 1		Analysis Time..: 22:22	Analyst ID.....: 002260	
		Instrument ID..: I8		MDL.....: 0.0026		
Arsenic	4.7 B	5.0	ug/L	SW846 6020	08/13-08/19/08	KTQJ91AQ
		Dilution Factor: 1		Analysis Time..: 22:22	Analyst ID.....: 002260	
		Instrument ID..: I8		MDL.....: 0.13		
Barium	18.8 J	1.0	ug/L	SW846 6020	08/13-08/19/08	KTQJ91AR
		Dilution Factor: 1		Analysis Time..: 22:22	Analyst ID.....: 002260	
		Instrument ID..: I8		MDL.....: 0.014		
Beryllium	0.97 B	1.0	ug/L	SW846 6020	08/13-08/19/08	KTQJ91AT
		Dilution Factor: 1		Analysis Time..: 22:22	Analyst ID.....: 002260	
		Instrument ID..: I8		MDL.....: 0.012		
Cadmium	0.40 B,J	1.0	ug/L	SW846 6020	08/13-08/19/08	KTQJ91AU
		Dilution Factor: 1		Analysis Time..: 22:22	Analyst ID.....: 002260	
		Instrument ID..: I8		MDL.....: 0.0061		
Cobalt	117 J	1.0	ug/L	SW846 6020	08/13-08/19/08	KTQJ91AV
		Dilution Factor: 1		Analysis Time..: 22:22	Analyst ID.....: 002260	
		Instrument ID..: I8		MDL.....: 0.0041		
Chromium	6.4 J	2.0	ug/L	SW846 6020	08/13-08/19/08	KTQJ91A9
		Dilution Factor: 1		Analysis Time..: 22:22	Analyst ID.....: 002260	
		Instrument ID..: I8		MDL.....: 0.069		
Copper	55.6 J	2.0	ug/L	SW846 6020	08/13-08/19/08	KTQJ91AW
		Dilution Factor: 1		Analysis Time..: 22:22	Analyst ID.....: 002260	
		Instrument ID..: I8		MDL.....: 0.051		
Iron	14700 J	50.0	ug/L	SW846 6020	08/13-08/19/08	KTQJ91AX
		Dilution Factor: 1		Analysis Time..: 22:22	Analyst ID.....: 002260	
		Instrument ID..: I8		MDL.....: 1.1		
Manganese	302 J	1.0	ug/L	SW846 6020	08/13-08/19/08	KTQJ91A1
		Dilution Factor: 1		Analysis Time..: 22:22	Analyst ID.....: 002260	
		Instrument ID..: I8		MDL.....: 0.027		

(Continued on next page)

Tetra Tech NUS, Inc

Client Sample ID: MSA-MW15S-080608

TOTAL Metals

Lot-Sample #...: A8H070118-006 Matrix.....: WQ

PARAMETER	RESULT	REPORTING LIMIT	UNITS	METHOD	PREPARATION-ANALYSIS DATE	WORK ORDER #
Molybdenum	ND	2.0	ug/L	SW846 6020	08/13-08/19/08	KTQJ91A2
		Dilution Factor: 1		Analysis Time..: 22:22	Analyst ID.....: 002260	
		Instrument ID..: I8		MDL.....: 0.12		
Nickel	**137 J**	**2.0**	**ug/L**	**SW846 6020**	**08/13-08/19/08**	**KTQJ91A3**
		Dilution Factor: 1		Analysis Time..: 22:22	Analyst ID.....: 002260	
		Instrument ID..: I8		MDL.....: 0.053		
Lead	**1.7 J**	**1.0**	**ug/L**	**SW846 6020**	**08/13-08/19/08**	**KTQJ91A0**
		Dilution Factor: 1		Analysis Time..: 22:22	Analyst ID.....: 002260	
		Instrument ID..: I8		MDL.....: 0.018		
Antimony	ND	2.0	ug/L	SW846 6020	08/13-08/19/08	KTQJ91AP
		Dilution Factor: 1		Analysis Time..: 22:22	Analyst ID.....: 002260	
		Instrument ID..: I8		MDL.....: 0.035		
Selenium	**3.3 B**	**5.0**	**ug/L**	**SW846 6020**	**08/13-08/19/08**	**KTQJ91A4**
		Dilution Factor: 1		Analysis Time..: 22:22	Analyst ID.....: 002260	
		Instrument ID..: I8		MDL.....: 0.14		
Thallium	ND	1.0	ug/L	SW846 6020	08/13-08/19/08	KTQJ91A6
		Dilution Factor: 1		Analysis Time..: 22:22	Analyst ID.....: 002260	
		Instrument ID..: I8		MDL.....: 0.11		
Vanadium	**10.4 B**	**20.0**	**ug/L**	**SW846 6020**	**08/13-08/19/08**	**KTQJ91A7**
		Dilution Factor: 1		Analysis Time..: 22:22	Analyst ID.....: 002260	
		Instrument ID..: I8		MDL.....: 0.46		
Zinc	**119 J**	**20.0**	**ug/L**	**SW846 6020**	**08/13-08/19/08**	**KTQJ91A8**
		Dilution Factor: 1		Analysis Time..: 22:22	Analyst ID.....: 002260	
		Instrument ID..: I8		MDL.....: 0.20		
Mercury	ND	0.20	ug/L	SW846 7470A	08/13-08/15/08	KTQJ91AA
		Dilution Factor: 1		Analysis Time..: 16:36	Analyst ID.....: 001576	
		Instrument ID..: H1		MDL.....: 0.10		

NOTE(S):

B Estimated result. Result is less than RL.

J Method blank contamination. The associated method blank contains the target analyte at a reportable level.

Tetra Tech NUS, Inc

Client Sample ID: MSA-MW19D-080708

TOTAL Metals

Lot-Sample #...: A8H080117-005 Matrix.....: WG
Date Sampled...: 08/07/08 14:14 Date Received..: 08/08/08

PARAMETER	RESULT	REPORTING LIMIT	UNITS	METHOD	PREPARATION-ANALYSIS DATE	WORK ORDER #
Prep Batch #...: 8228024						
Silver	ND	1.0	ug/L	SW846 6020	08/15-08/20/08	KTTHT1A5
		Dilution Factor: 1		Analysis Time..: 13:53	Analyst ID.....: 002260	
		Instrument ID..: I8		MDL.....: 0.0026		
Arsenic	**1.1 B**	**5.0**	**ug/L**	**SW846 6020**	**08/15-08/20/08**	**KTTHT1AQ**
		Dilution Factor: 1		Analysis Time..: 13:53	Analyst ID.....: 002260	
		Instrument ID..: I8		MDL.....: 0.13		
Barium	**99.0 J**	**1.0**	**ug/L**	**SW846 6020**	**08/15-08/20/08**	**KTTHT1AR**
		Dilution Factor: 1		Analysis Time..: 13:53	Analyst ID.....: 002260	
		Instrument ID..: I8		MDL.....: 0.014		
Beryllium	**1.6**	**1.0**	**ug/L**	**SW846 6020**	**08/15-08/20/08**	**KTTHT1AT**
		Dilution Factor: 1		Analysis Time..: 13:53	Analyst ID.....: 002260	
		Instrument ID..: I8		MDL.....: 0.012		
Cadmium	**0.015 B,J**	**1.0**	**ug/L**	**SW846 6020**	**08/15-08/20/08**	**KTTHT1AU**
		Dilution Factor: 1		Analysis Time..: 13:53	Analyst ID.....: 002260	
		Instrument ID..: I8		MDL.....: 0.0061		
Cobalt	**77.4 J**	**1.0**	**ug/L**	**SW846 6020**	**08/15-08/20/08**	**KTTHT1AV**
		Dilution Factor: 1		Analysis Time..: 13:53	Analyst ID.....: 002260	
		Instrument ID..: I8		MDL.....: 0.0041		
Chromium	**8.5 J**	**2.0**	**ug/L**	**SW846 6020**	**08/15-08/20/08**	**KTTHT1A9**
		Dilution Factor: 1		Analysis Time..: 13:53	Analyst ID.....: 002260	
		Instrument ID..: I8		MDL.....: 0.069		
Copper	ND	2.0	ug/L	SW846 6020	08/15-08/20/08	KTTHT1AW
		Dilution Factor: 1		Analysis Time..: 13:53	Analyst ID.....: 002260	
		Instrument ID..: I8		MDL.....: 0.051		
Iron	**24100 J**	**50.0**	**ug/L**	**SW846 6020**	**08/15-08/20/08**	**KTTHT1AX**
		Dilution Factor: 1		Analysis Time..: 13:53	Analyst ID.....: 002260	
		Instrument ID..: I8		MDL.....: 1.1		
Manganese	**2770 J**	**1.0**	**ug/L**	**SW846 6020**	**08/15-08/21/08**	**KTTHT1A1**
		Dilution Factor: 1		Analysis Time..: 15:55	Analyst ID.....: 002260	
		Instrument ID..: I8		MDL.....: 0.027		

(Continued on next page)

Tetra Tech NUS, Inc

Client Sample ID: MSA-MW19D-080708

TOTAL Metals

Lot-Sample #...: A8H080117-005 **Matrix.....:** WG

PARAMETER	RESULT	REPORTING LIMIT	UNITS	METHOD	PREPARATION-ANALYSIS DATE	WORK ORDER #
Molybdenum	ND	2.0	ug/L	SW846 6020	08/15-08/20/08	KTTHT1A2
		Dilution Factor: 1		Analysis Time..: 13:53	Analyst ID.....: 002260	
		Instrument ID..: I8		MDL.....: 0.12		
Nickel	**34.6 J**	**2.0**	**ug/L**	**SW846 6020**	**08/15-08/20/08**	**KTTHT1A3**
		Dilution Factor: 1		Analysis Time..: 13:53	Analyst ID.....: 002260	
		Instrument ID..: I8		MDL.....: 0.053		
Lead	**0.033 B,J**	**1.0**	**ug/L**	**SW846 6020**	**08/15-08/20/08**	**KTTHT1A0**
		Dilution Factor: 1		Analysis Time..: 13:53	Analyst ID.....: 002260	
		Instrument ID..: I8		MDL.....: 0.018		
Antimony	**0.036 B**	**2.0**	**ug/L**	**SW846 6020**	**08/15-08/20/08**	**KTTHT1AP**
		Dilution Factor: 1		Analysis Time..: 13:53	Analyst ID.....: 002260	
		Instrument ID..: I8		MDL.....: 0.035		
Selenium	**0.36 B**	**5.0**	**ug/L**	**SW846 6020**	**08/15-08/20/08**	**KTTHT1A4**
		Dilution Factor: 1		Analysis Time..: 13:53	Analyst ID.....: 002260	
		Instrument ID..: I8		MDL.....: 0.14		
Thallium	ND	1.0	ug/L	SW846 6020	08/15-08/20/08	KTTHT1A6
		Dilution Factor: 1		Analysis Time..: 13:53	Analyst ID.....: 002260	
		Instrument ID..: I8		MDL.....: 0.11		
Vanadium	**1.2 B,J**	**20.0**	**ug/L**	**SW846 6020**	**08/15-08/20/08**	**KTTHT1A7**
		Dilution Factor: 1		Analysis Time..: 13:53	Analyst ID.....: 002260	
		Instrument ID..: I8		MDL.....: 0.46		
Zinc	**77.3 J**	**20.0**	**ug/L**	**SW846 6020**	**08/15-08/20/08**	**KTTHT1A8**
		Dilution Factor: 1		Analysis Time..: 13:53	Analyst ID.....: 002260	
		Instrument ID..: I8		MDL.....: 0.20		
Mercury	ND	0.20	ug/L	SW846 7470A	08/15/08	KTTHT1AA
		Dilution Factor: 1		Analysis Time..: 17:25	Analyst ID.....: 001576	
		Instrument ID..: H1		MDL.....: 0.10		

NOTE(S):

B Estimated result. Result is less than RL.

J Method blank contamination. The associated method blank contains the target analyte at a reportable level.

Tetra Tech NUS, Inc

Client Sample ID: MSA-MW19I-080708

TOTAL Metals

Lot-Sample #...: A8H080117-003 Matrix.....: WG
Date Sampled...: 08/07/08 11:46 Date Received..: 08/08/08

PARAMETER	RESULT	REPORTING LIMIT	UNITS	METHOD	PREPARATION-ANALYSIS DATE	WORK ORDER #
Prep Batch #...: 8228024						
Silver	0.0060 B	1.0	ug/L	SW846 6020	08/15-08/20/08	KTTHQ1A5
		Dilution Factor: 1		Analysis Time..: 13:36	Analyst ID.....: 002260	
		Instrument ID..: I8		MDL.....: 0.0026		
Arsenic	4.9 B	5.0	ug/L	SW846 6020	08/15-08/20/08	KTTHQ1AQ
		Dilution Factor: 1		Analysis Time..: 13:36	Analyst ID.....: 002260	
		Instrument ID..: I8		MDL.....: 0.13		
Barium	64.6 J	1.0	ug/L	SW846 6020	08/15-08/20/08	KTTHQ1AR
		Dilution Factor: 1		Analysis Time..: 13:36	Analyst ID.....: 002260	
		Instrument ID..: I8		MDL.....: 0.014		
Beryllium	0.99 B	1.0	ug/L	SW846 6020	08/15-08/20/08	KTTHQ1AT
		Dilution Factor: 1		Analysis Time..: 13:36	Analyst ID.....: 002260	
		Instrument ID..: I8		MDL.....: 0.012		
Cadmium	0.073 B,J	1.0	ug/L	SW846 6020	08/15-08/20/08	KTTHQ1AU
		Dilution Factor: 1		Analysis Time..: 13:36	Analyst ID.....: 002260	
		Instrument ID..: I8		MDL.....: 0.0061		
Cobalt	62.3 J	1.0	ug/L	SW846 6020	08/15-08/20/08	KTTHQ1AV
		Dilution Factor: 1		Analysis Time..: 13:36	Analyst ID.....: 002260	
		Instrument ID..: I8		MDL.....: 0.0041		
Chromium	2.6 J	2.0	ug/L	SW846 6020	08/15-08/20/08	KTTHQ1A9
		Dilution Factor: 1		Analysis Time..: 13:36	Analyst ID.....: 002260	
		Instrument ID..: I8		MDL.....: 0.069		
Copper	ND	2.0	ug/L	SW846 6020	08/15-08/20/08	KTTHQ1AW
		Dilution Factor: 1		Analysis Time..: 13:36	Analyst ID.....: 002260	
		Instrument ID..: I8		MDL.....: 0.051		
Iron	51800 J	50.0	ug/L	SW846 6020	08/15-08/20/08	KTTHQ1AX
		Dilution Factor: 1		Analysis Time..: 13:36	Analyst ID.....: 002260	
		Instrument ID..: I8		MDL.....: 1.1		
Manganese	2790 J	1.0	ug/L	SW846 6020	08/15-08/21/08	KTTHQ1A1
		Dilution Factor: 1		Analysis Time..: 15:38	Analyst ID.....: 002260	
		Instrument ID..: I8		MDL.....: 0.027		

(Continued on next page)

Tetra Tech NUS, Inc

Client Sample ID: MSA-MW19I-080708

TOTAL Metals

Lot-Sample #...: A8H080117-003 Matrix.....: WG

PARAMETER	RESULT	REPORTING LIMIT	UNITS	METHOD	PREPARATION-ANALYSIS DATE	WORK ORDER #
Molybdenum	**0.62 B**	**2.0**	**ug/L**	**SW846 6020**	**08/15-08/20/08**	**KTTHQ1A2**
		Dilution Factor: 1		Analysis Time..: 13:36	Analyst ID.....: 002260	
		Instrument ID..: I8		MDL.....: 0.12		
Nickel	**41.3 J**	**2.0**	**ug/L**	**SW846 6020**	**08/15-08/20/08**	**KTTHQ1A3**
		Dilution Factor: 1		Analysis Time..: 13:36	Analyst ID.....: 002260	
		Instrument ID..: I8		MDL.....: 0.053		
Lead	**0.11 B,J**	**1.0**	**ug/L**	**SW846 6020**	**08/15-08/20/08**	**KTTHQ1A0**
		Dilution Factor: 1		Analysis Time..: 13:36	Analyst ID.....: 002260	
		Instrument ID..: I8		MDL.....: 0.018		
Antimony	**0.14 B**	**2.0**	**ug/L**	**SW846 6020**	**08/15-08/20/08**	**KTTHQ1AP**
		Dilution Factor: 1		Analysis Time..: 13:36	Analyst ID.....: 002260	
		Instrument ID..: I8		MDL.....: 0.035		
Selenium	**3.1 B**	**5.0**	**ug/L**	**SW846 6020**	**08/15-08/20/08**	**KTTHQ1A4**
		Dilution Factor: 1		Analysis Time..: 13:36	Analyst ID.....: 002260	
		Instrument ID..: I8		MDL.....: 0.14		
Thallium	ND	1.0	ug/L	SW846 6020	08/15-08/20/08	KTTHQ1A6
		Dilution Factor: 1		Analysis Time..: 13:36	Analyst ID.....: 002260	
		Instrument ID..: I8		MDL.....: 0.11		
Vanadium	**2.5 B,J**	**20.0**	**ug/L**	**SW846 6020**	**08/15-08/20/08**	**KTTHQ1A7**
		Dilution Factor: 1		Analysis Time..: 13:36	Analyst ID.....: 002260	
		Instrument ID..: I8		MDL.....: 0.46		
Zinc	**93.4 J**	**20.0**	**ug/L**	**SW846 6020**	**08/15-08/20/08**	**KTTHQ1A8**
		Dilution Factor: 1		Analysis Time..: 13:36	Analyst ID.....: 002260	
		Instrument ID..: I8		MDL.....: 0.20		
Mercury	ND	0.20	ug/L	SW846 7470A	08/15/08	KTTHQ1AA
		Dilution Factor: 1		Analysis Time..: 17:16	Analyst ID.....: 001576	
		Instrument ID..: H1		MDL.....: 0.10		

NOTE(S):

B Estimated result. Result is less than RL.

J Method blank contamination. The associated method blank contains the target analyte at a reportable level.

Tetra Tech NUS, Inc

Client Sample ID: MSA-MW20D-080608

TOTAL Metals

Lot-Sample #...: A8H070118-007 Matrix.....: WQ
Date Sampled...: 08/06/08 15:07 Date Received..: 08/07/08

PARAMETER	RESULT	REPORTING LIMIT	UNITS	METHOD	PREPARATION-ANALYSIS DATE	WORK ORDER #
Prep Batch #...: 8225076						
Silver	ND	1.0	ug/L	SW846 6020	08/13-08/19/08	KTQKA1A5
		Dilution Factor: 1		Analysis Time..: 22:39	Analyst ID.....: 002260	
		Instrument ID..: I8		MDL.....: 0.0026		
Arsenic	**1.1 B**	**5.0**	**ug/L**	**SW846 6020**	**08/13-08/19/08**	**KTQKA1AQ**
		Dilution Factor: 1		Analysis Time..: 22:39	Analyst ID.....: 002260	
		Instrument ID..: I8		MDL.....: 0.13		
Barium	**132 J**	**1.0**	**ug/L**	**SW846 6020**	**08/13-08/19/08**	**KTQKA1AR**
		Dilution Factor: 1		Analysis Time..: 22:39	Analyst ID.....: 002260	
		Instrument ID..: I8		MDL.....: 0.014		
Beryllium	**0.98 B**	**1.0**	**ug/L**	**SW846 6020**	**08/13-08/19/08**	**KTQKA1AT**
		Dilution Factor: 1		Analysis Time..: 22:39	Analyst ID.....: 002260	
		Instrument ID..: I8		MDL.....: 0.012		
Cadmium	**0.40 B,J**	**1.0**	**ug/L**	**SW846 6020**	**08/13-08/19/08**	**KTQKA1AU**
		Dilution Factor: 1		Analysis Time..: 22:39	Analyst ID.....: 002260	
		Instrument ID..: I8		MDL.....: 0.0061		
Cobalt	**68.6 J**	**1.0**	**ug/L**	**SW846 6020**	**08/13-08/19/08**	**KTQKA1AV**
		Dilution Factor: 1		Analysis Time..: 22:39	Analyst ID.....: 002260	
		Instrument ID..: I8		MDL.....: 0.0041		
Chromium	**10.1 J**	**2.0**	**ug/L**	**SW846 6020**	**08/13-08/19/08**	**KTQKA1A9**
		Dilution Factor: 1		Analysis Time..: 22:39	Analyst ID.....: 002260	
		Instrument ID..: I8		MDL.....: 0.069		
Copper	**0.77 B,J**	**2.0**	**ug/L**	**SW846 6020**	**08/13-08/19/08**	**KTQKA1AW**
		Dilution Factor: 1		Analysis Time..: 22:39	Analyst ID.....: 002260	
		Instrument ID..: I8		MDL.....: 0.051		
Iron	**2460 J**	**50.0**	**ug/L**	**SW846 6020**	**08/13-08/19/08**	**KTQKA1AX**
		Dilution Factor: 1		Analysis Time..: 22:39	Analyst ID.....: 002260	
		Instrument ID..: I8		MDL.....: 1.1		
Manganese	**1050 J**	**1.0**	**ug/L**	**SW846 6020**	**08/13-08/19/08**	**KTQKA1A1**
		Dilution Factor: 1		Analysis Time..: 22:39	Analyst ID.....: 002260	
		Instrument ID..: I8		MDL.....: 0.027		

(Continued on next page)

Tetra Tech NUS, Inc

Client Sample ID: MSA-MW20D-080608

TOTAL Metals

Lot-Sample #...: A8H070118-007 Matrix.....: WQ

PARAMETER	RESULT	REPORTING LIMIT	UNITS	METHOD	PREPARATION-ANALYSIS DATE	WORK ORDER #
Molybdenum	**0.17 B**	**2.0**	**ug/L**	**SW846 6020**	**08/13-08/19/08**	**KTQKA1A2**
		Dilution Factor: 1		Analysis Time..: 22:39	Analyst ID.....: 002260	
		Instrument ID..: I8		MDL.....: 0.12		
Nickel	**49.9 J**	**2.0**	**ug/L**	**SW846 6020**	**08/13-08/19/08**	**KTQKA1A3**
		Dilution Factor: 1		Analysis Time..: 22:39	Analyst ID.....: 002260	
		Instrument ID..: I8		MDL.....: 0.053		
Lead	**0.058 B,J**	**1.0**	**ug/L**	**SW846 6020**	**08/13-08/19/08**	**KTQKA1A0**
		Dilution Factor: 1		Analysis Time..: 22:39	Analyst ID.....: 002260	
		Instrument ID..: I8		MDL.....: 0.018		
Antimony	ND	2.0	ug/L	SW846 6020	08/13-08/19/08	KTQKA1AP
		Dilution Factor: 1		Analysis Time..: 22:39	Analyst ID.....: 002260	
		Instrument ID..: I8		MDL.....: 0.035		
Selenium	**0.60 B**	**5.0**	**ug/L**	**SW846 6020**	**08/13-08/19/08**	**KTQKA1A4**
		Dilution Factor: 1		Analysis Time..: 22:39	Analyst ID.....: 002260	
		Instrument ID..: I8		MDL.....: 0.14		
Thallium	ND	1.0	ug/L	SW846 6020	08/13-08/19/08	KTQKA1A6
		Dilution Factor: 1		Analysis Time..: 22:39	Analyst ID.....: 002260	
		Instrument ID..: I8		MDL.....: 0.11		
Vanadium	ND	20.0	ug/L	SW846 6020	08/13-08/19/08	KTQKA1A7
		Dilution Factor: 1		Analysis Time..: 22:39	Analyst ID.....: 002260	
		Instrument ID..: I8		MDL.....: 0.46		
Zinc	**86.6 J**	**20.0**	**ug/L**	**SW846 6020**	**08/13-08/19/08**	**KTQKA1A8**
		Dilution Factor: 1		Analysis Time..: 22:39	Analyst ID.....: 002260	
		Instrument ID..: I8		MDL.....: 0.20		
Mercury	ND	0.20	ug/L	SW846 7470A	08/13-08/15/08	KTQKA1AA
		Dilution Factor: 1		Analysis Time..: 16:51	Analyst ID.....: 001576	
		Instrument ID..: H1		MDL.....: 0.10		

NOTE(S):

B Estimated result. Result is less than RL.

J Method blank contamination. The associated method blank contains the target analyte at a reportable level.

Tetra Tech NUS, Inc

Client Sample ID: MSA-MW20I-080608

TOTAL Metals

Lot-Sample #...: A8H070118-004 Matrix.....: WQ
Date Sampled...: 08/06/08 12:32 Date Received..: 08/07/08

PARAMETER	RESULT	REPORTING LIMIT	UNITS	METHOD	PREPARATION-ANALYSIS DATE	WORK ORDER #
Prep Batch #...: 8225076						
Silver	0.036 B	1.0	ug/L	SW846 6020	08/13-08/19/08	KTQJ71A5
		Dilution Factor: 1		Analysis Time..: 22:05	Analyst ID.....: 002260	
		Instrument ID..: I8		MDL.....: 0.0026		
Arsenic	2.2 B	5.0	ug/L	SW846 6020	08/13-08/19/08	KTQJ71AQ
		Dilution Factor: 1		Analysis Time..: 22:05	Analyst ID.....: 002260	
		Instrument ID..: I8		MDL.....: 0.13		
Barium	29.9 J	1.0	ug/L	SW846 6020	08/13-08/19/08	KTQJ71AR
		Dilution Factor: 1		Analysis Time..: 22:05	Analyst ID.....: 002260	
		Instrument ID..: I8		MDL.....: 0.014		
Beryllium	0.014 B	1.0	ug/L	SW846 6020	08/13-08/19/08	KTQJ71AT
		Dilution Factor: 1		Analysis Time..: 22:05	Analyst ID.....: 002260	
		Instrument ID..: I8		MDL.....: 0.012		
Cadmium	0.15 B,J	1.0	ug/L	SW846 6020	08/13-08/19/08	KTQJ71AU
		Dilution Factor: 1		Analysis Time..: 22:05	Analyst ID.....: 002260	
		Instrument ID..: I8		MDL.....: 0.0061		
Cobalt	4.8 J	1.0	ug/L	SW846 6020	08/13-08/19/08	KTQJ71AV
		Dilution Factor: 1		Analysis Time..: 22:05	Analyst ID.....: 002260	
		Instrument ID..: I8		MDL.....: 0.0041		
Chromium	3.3 J	2.0	ug/L	SW846 6020	08/13-08/19/08	KTQJ71A9
		Dilution Factor: 1		Analysis Time..: 22:05	Analyst ID.....: 002260	
		Instrument ID..: I8		MDL.....: 0.069		
Copper	2.5 J	2.0	ug/L	SW846 6020	08/13-08/19/08	KTQJ71AW
		Dilution Factor: 1		Analysis Time..: 22:05	Analyst ID.....: 002260	
		Instrument ID..: I8		MDL.....: 0.051		
Iron	41300 J	50.0	ug/L	SW846 6020	08/13-08/19/08	KTQJ71AX
		Dilution Factor: 1		Analysis Time..: 22:05	Analyst ID.....: 002260	
		Instrument ID..: I8		MDL.....: 1.1		
Manganese	1760 J	1.0	ug/L	SW846 6020	08/13-08/19/08	KTQJ71A1
		Dilution Factor: 1		Analysis Time..: 22:05	Analyst ID.....: 002260	
		Instrument ID..: I8		MDL.....: 0.027		

(Continued on next page)

Tetra Tech NUS, Inc

Client Sample ID: MSA-MW20I-080608

TOTAL Metals

Lot-Sample #...: A8H070118-004 Matrix.....: WQ

PARAMETER	RESULT	REPORTING LIMIT	UNITS	METHOD	PREPARATION-ANALYSIS DATE	WORK ORDER #
Molybdenum	**0.34 B**	**2.0**	**ug/L**	**SW846 6020**	**08/13-08/19/08**	**KTQJ71A2**
		Dilution Factor: 1		Analysis Time..: 22:05	Analyst ID.....: 002260	
		Instrument ID..: I8		MDL.....: 0.12		
Nickel	**1.6 B,J**	**2.0**	**ug/L**	**SW846 6020**	**08/13-08/19/08**	**KTQJ71A3**
		Dilution Factor: 1		Analysis Time..: 22:05	Analyst ID.....: 002260	
		Instrument ID..: I8		MDL.....: 0.053		
Lead	**5.7 J**	**1.0**	**ug/L**	**SW846 6020**	**08/13-08/19/08**	**KTQJ71A0**
		Dilution Factor: 1		Analysis Time..: 22:05	Analyst ID.....: 002260	
		Instrument ID..: I8		MDL.....: 0.018		
Antimony	**0.20 B**	**2.0**	**ug/L**	**SW846 6020**	**08/13-08/19/08**	**KTQJ71AP**
		Dilution Factor: 1		Analysis Time..: 22:05	Analyst ID.....: 002260	
		Instrument ID..: I8		MDL.....: 0.035		
Selenium	**0.33 B**	**5.0**	**ug/L**	**SW846 6020**	**08/13-08/19/08**	**KTQJ71A4**
		Dilution Factor: 1		Analysis Time..: 22:05	Analyst ID.....: 002260	
		Instrument ID..: I8		MDL.....: 0.14		
Thallium	ND	1.0	ug/L	SW846 6020	08/13-08/19/08	KTQJ71A6
		Dilution Factor: 1		Analysis Time..: 22:05	Analyst ID.....: 002260	
		Instrument ID..: I8		MDL.....: 0.11		
Vanadium	**2.1 B**	**20.0**	**ug/L**	**SW846 6020**	**08/13-08/19/08**	**KTQJ71A7**
		Dilution Factor: 1		Analysis Time..: 22:05	Analyst ID.....: 002260	
		Instrument ID..: I8		MDL.....: 0.46		
Zinc	**9.8 B,J**	**20.0**	**ug/L**	**SW846 6020**	**08/13-08/19/08**	**KTQJ71A8**
		Dilution Factor: 1		Analysis Time..: 22:05	Analyst ID.....: 002260	
		Instrument ID..: I8		MDL.....: 0.20		
Mercury	ND	0.20	ug/L	SW846 7470A	08/13-08/15/08	KTQJ71AA
		Dilution Factor: 1		Analysis Time..: 16:48	Analyst ID.....: 001576	
		Instrument ID..: H1		MDL.....: 0.10		

NOTE(S):

B Estimated result. Result is less than RL.

J Method blank contamination. The associated method blank contains the target analyte at a reportable level.

Tetra Tech NUS, Inc

Client Sample ID: MSA-MW20S-080608

TOTAL Metals

Lot-Sample #...: A8H070118-003
Date Sampled...: 08/06/08 11:15 Date Received..: 08/07/08
Matrix.....: WQ

PARAMETER	RESULT	REPORTING LIMIT	UNITS	METHOD	PREPARATION-ANALYSIS DATE	WORK ORDER #
Prep Batch #...: 8225076						
Silver	ND	1.0 Dilution Factor: 1 Instrument ID..: I8	ug/L	SW846 6020 Analysis Time..: 21:57 MDL.....: 0.0026	08/13-08/19/08 Analyst ID.....: 002260	KTQJ61A5
Arsenic	8.9	5.0 Dilution Factor: 1 Instrument ID..: I8	ug/L	SW846 6020 Analysis Time..: 21:57 MDL.....: 0.13	08/13-08/19/08 Analyst ID.....: 002260	KTQJ61AQ
Barium	24.0 J	1.0 Dilution Factor: 1 Instrument ID..: I8	ug/L	SW846 6020 Analysis Time..: 21:57 MDL.....: 0.014	08/13-08/19/08 Analyst ID.....: 002260	KTQJ61AR
Beryllium	0.15 B	1.0 Dilution Factor: 1 Instrument ID..: I8	ug/L	SW846 6020 Analysis Time..: 21:57 MDL.....: 0.012	08/13-08/19/08 Analyst ID.....: 002260	KTQJ61AT
Cadmium	0.014 B,J	1.0 Dilution Factor: 1 Instrument ID..: I8	ug/L	SW846 6020 Analysis Time..: 21:57 MDL.....: 0.0061	08/13-08/19/08 Analyst ID.....: 002260	KTQJ61AU
Cobalt	3.4 J	1.0 Dilution Factor: 1 Instrument ID..: I8	ug/L	SW846 6020 Analysis Time..: 21:57 MDL.....: 0.0041	08/13-08/19/08 Analyst ID.....: 002260	KTQJ61AV
Chromium	2.0 J	2.0 Dilution Factor: 1 Instrument ID..: I8	ug/L	SW846 6020 Analysis Time..: 21:57 MDL.....: 0.069	08/13-08/19/08 Analyst ID.....: 002260	KTQJ61A9
Copper	ND	2.0 Dilution Factor: 1 Instrument ID..: I8	ug/L	SW846 6020 Analysis Time..: 21:57 MDL.....: 0.051	08/13-08/19/08 Analyst ID.....: 002260	KTQJ61AW
Iron	137000 J	50.0 Dilution Factor: 1 Instrument ID..: I8	ug/L	SW846 6020 Analysis Time..: 21:57 MDL.....: 1.1	08/13-08/19/08 Analyst ID.....: 002260	KTQJ61AX
Manganese	4550 J	1.0 Dilution Factor: 1 Instrument ID..: I8	ug/L	SW846 6020 Analysis Time..: 21:57 MDL.....: 0.027	08/13-08/19/08 Analyst ID.....: 002260	KTQJ61A1

(Continued on next page)

Tetra Tech NUS, Inc

Client Sample ID: MSA-MW20S-080608

TOTAL Metals

Lot-Sample #...: A8H070118-003 Matrix.....: WQ

PARAMETER	RESULT	REPORTING LIMIT	UNITS	METHOD	PREPARATION-ANALYSIS DATE	WORK ORDER #
Molybdenum	**0.20 B**	**2.0**	**ug/L**	**SW846 6020**	**08/13-08/19/08**	**KTQJ61A2**
		Dilution Factor: 1		Analysis Time..: 21:57	Analyst ID.....: 002260	
		Instrument ID..: I8		MDL.....: 0.12		
Nickel	**1.3 B,J**	**2.0**	**ug/L**	**SW846 6020**	**08/13-08/19/08**	**KTQJ61A3**
		Dilution Factor: 1		Analysis Time..: 21:57	Analyst ID.....: 002260	
		Instrument ID..: I8		MDL.....: 0.053		
Lead	**0.24 B,J**	**1.0**	**ug/L**	**SW846 6020**	**08/13-08/19/08**	**KTQJ61A0**
		Dilution Factor: 1		Analysis Time..: 21:57	Analyst ID.....: 002260	
		Instrument ID..: I8		MDL.....: 0.018		
Antimony	ND	2.0	ug/L	SW846 6020	08/13-08/19/08	KTQJ61AP
		Dilution Factor: 1		Analysis Time..: 21:57	Analyst ID.....: 002260	
		Instrument ID..: I8		MDL.....: 0.035		
Selenium	**2.8 B**	**5.0**	**ug/L**	**SW846 6020**	**08/13-08/19/08**	**KTQJ61A4**
		Dilution Factor: 1		Analysis Time..: 21:57	Analyst ID.....: 002260	
		Instrument ID..: I8		MDL.....: 0.14		
Thallium	ND	1.0	ug/L	SW846 6020	08/13-08/19/08	KTQJ61A6
		Dilution Factor: 1		Analysis Time..: 21:57	Analyst ID.....: 002260	
		Instrument ID..: I8		MDL.....: 0.11		
Vanadium	**1.4 B**	**20.0**	**ug/L**	**SW846 6020**	**08/13-08/19/08**	**KTQJ61A7**
		Dilution Factor: 1		Analysis Time..: 21:57	Analyst ID.....: 002260	
		Instrument ID..: I8		MDL.....: 0.46		
Zinc	**7.4 B,J**	**20.0**	**ug/L**	**SW846 6020**	**08/13-08/19/08**	**KTQJ61A8**
		Dilution Factor: 1		Analysis Time..: 21:57	Analyst ID.....: 002260	
		Instrument ID..: I8		MDL.....: 0.20		
Mercury	ND	0.20	ug/L	SW846 7470A	08/13-08/15/08	KTQJ61AA
		Dilution Factor: 1		Analysis Time..: 16:41	Analyst ID.....: 001576	
		Instrument ID..: H1		MDL.....: 0.10		

NOTE(S):

J Method blank contamination. The associated method blank contains the target analyte at a reportable level.

B Estimated result. Result is less than RL.

Tetra Tech NUS, Inc

Client Sample ID: MSA-MW26D-080708

TOTAL Metals

Lot-Sample #...: A8H080117-004 Matrix.....: WG
Date Sampled...: 08/07/08 12:55 Date Received..: 08/08/08

PARAMETER	RESULT	REPORTING LIMIT	UNITS	METHOD	PREPARATION-ANALYSIS DATE	WORK ORDER #
Prep Batch #...: 8228024						
Silver	**0.011 B**	**1.0**	**ug/L**	**SW846 6020**	**08/15-08/20/08**	**KTTHR1A5**
		Dilution Factor: 1		Analysis Time..: 13:44	Analyst ID.....: 002260	
		Instrument ID..: I8		MDL.....: 0.0026		
Arsenic	**7.2**	**5.0**	**ug/L**	**SW846 6020**	**08/15-08/20/08**	**KTTHR1AQ**
		Dilution Factor: 1		Analysis Time..: 13:44	Analyst ID.....: 002260	
		Instrument ID..: I8		MDL.....: 0.13		
Barium	**20.2 J**	**1.0**	**ug/L**	**SW846 6020**	**08/15-08/20/08**	**KTTHR1AR**
		Dilution Factor: 1		Analysis Time..: 13:44	Analyst ID.....: 002260	
		Instrument ID..: I8		MDL.....: 0.014		
Beryllium	**0.073 B**	**1.0**	**ug/L**	**SW846 6020**	**08/15-08/20/08**	**KTTHR1AT**
		Dilution Factor: 1		Analysis Time..: 13:44	Analyst ID.....: 002260	
		Instrument ID..: I8		MDL.....: 0.012		
Cadmium	**0.048 B,J**	**1.0**	**ug/L**	**SW846 6020**	**08/15-08/20/08**	**KTTHR1AU**
		Dilution Factor: 1		Analysis Time..: 13:44	Analyst ID.....: 002260	
		Instrument ID..: I8		MDL.....: 0.0061		
Cobalt	**1.1 J**	**1.0**	**ug/L**	**SW846 6020**	**08/15-08/20/08**	**KTTHR1AV**
		Dilution Factor: 1		Analysis Time..: 13:44	Analyst ID.....: 002260	
		Instrument ID..: I8		MDL.....: 0.0041		
Chromium	**3.8 J**	**2.0**	**ug/L**	**SW846 6020**	**08/15-08/20/08**	**KTTHR1A9**
		Dilution Factor: 1		Analysis Time..: 13:44	Analyst ID.....: 002260	
		Instrument ID..: I8		MDL.....: 0.069		
Copper	**9.7 J**	**2.0**	**ug/L**	**SW846 6020**	**08/15-08/20/08**	**KTTHR1AW**
		Dilution Factor: 1		Analysis Time..: 13:44	Analyst ID.....: 002260	
		Instrument ID..: I8		MDL.....: 0.051		
Iron	**8430 J**	**50.0**	**ug/L**	**SW846 6020**	**08/15-08/20/08**	**KTTHR1AX**
		Dilution Factor: 1		Analysis Time..: 13:44	Analyst ID.....: 002260	
		Instrument ID..: I8		MDL.....: 1.1		
Manganese	**119 J**	**1.0**	**ug/L**	**SW846 6020**	**08/15-08/21/08**	**KTTHR1A1**
		Dilution Factor: 1		Analysis Time..: 15:46	Analyst ID.....: 002260	
		Instrument ID..: I8		MDL.....: 0.027		

(Continued on next page)

Tetra Tech NUS, Inc

Client Sample ID: MSA-MW26D-080708

TOTAL Metals

Lot-Sample #...: A8H080117-004 Matrix.....: WG

PARAMETER	RESULT	REPORTING LIMIT	UNITS	METHOD	PREPARATION-ANALYSIS DATE	WORK ORDER #
Molybdenum	**0.41 B**	**2.0**	**ug/L**	**SW846 6020**	**08/15-08/20/08**	**KTTHR1A2**
		Dilution Factor: 1		Analysis Time..: 13:44	Analyst ID.....: 002260	
		Instrument ID..: I8		MDL.....: 0.12		
Nickel	**2.4 J**	**2.0**	**ug/L**	**SW846 6020**	**08/15-08/20/08**	**KTTHR1A3**
		Dilution Factor: 1		Analysis Time..: 13:44	Analyst ID.....: 002260	
		Instrument ID..: I8		MDL.....: 0.053		
Lead	**1.8 J**	**1.0**	**ug/L**	**SW846 6020**	**08/15-08/20/08**	**KTTHR1A0**
		Dilution Factor: 1		Analysis Time..: 13:44	Analyst ID.....: 002260	
		Instrument ID..: I8		MDL.....: 0.018		
Antimony	**0.10 B**	**2.0**	**ug/L**	**SW846 6020**	**08/15-08/20/08**	**KTTHR1AP**
		Dilution Factor: 1		Analysis Time..: 13:44	Analyst ID.....: 002260	
		Instrument ID..: I8		MDL.....: 0.035		
Selenium	**0.40 B**	**5.0**	**ug/L**	**SW846 6020**	**08/15-08/20/08**	**KTTHR1A4**
		Dilution Factor: 1		Analysis Time..: 13:44	Analyst ID.....: 002260	
		Instrument ID..: I8		MDL.....: 0.14		
Thallium	ND	1.0	ug/L	SW846 6020	08/15-08/20/08	KTTHR1A6
		Dilution Factor: 1		Analysis Time..: 13:44	Analyst ID.....: 002260	
		Instrument ID..: I8		MDL.....: 0.11		
Vanadium	**5.2 B,J**	**20.0**	**ug/L**	**SW846 6020**	**08/15-08/20/08**	**KTTHR1A7**
		Dilution Factor: 1		Analysis Time..: 13:44	Analyst ID.....: 002260	
		Instrument ID..: I8		MDL.....: 0.46		
Zinc	**13.5 B,J**	**20.0**	**ug/L**	**SW846 6020**	**08/15-08/20/08**	**KTTHR1A8**
		Dilution Factor: 1		Analysis Time..: 13:44	Analyst ID.....: 002260	
		Instrument ID..: I8		MDL.....: 0.20		
Mercury	ND	0.20	ug/L	SW846 7470A	08/15/08	KTTHR1AA
		Dilution Factor: 1		Analysis Time..: 17:18	Analyst ID.....: 001576	
		Instrument ID..: H1		MDL.....: 0.10		

NOTE(S):

B Estimated result. Result is less than RL.

J Method blank contamination. The associated method blank contains the target analyte at a reportable level.

Tetra Tech NUS, Inc

Client Sample ID: MSA-MW26I-080708

TOTAL Metals

Lot-Sample #...: A8H080117-006 Matrix.....: WG
Date Sampled...: 08/07/08 14:15 Date Received..: 08/08/08

PARAMETER	RESULT	REPORTING LIMIT	UNITS	METHOD	PREPARATION-ANALYSIS DATE	WORK ORDER #
Prep Batch #...: 8228024						
Silver	ND	1.0 Dilution Factor: 1 Instrument ID..: I8	ug/L	SW846 6020 Analysis Time..: 14:11 MDL.....: 0.0026	08/15-08/20/08 Analyst ID.....: 002260	KTTHV1A5
Arsenic	**3.5 B**	**5.0** Dilution Factor: 1 Instrument ID..: I8	**ug/L**	**SW846 6020** Analysis Time..: 14:11 MDL.....: 0.13	**08/15-08/20/08** Analyst ID.....: 002260	**KTTHV1AQ**
Barium	**138 J**	**1.0** Dilution Factor: 1 Instrument ID..: I8	**ug/L**	**SW846 6020** Analysis Time..: 14:11 MDL.....: 0.014	**08/15-08/20/08** Analyst ID.....: 002260	**KTTHV1AR**
Beryllium	**0.031 B**	**1.0** Dilution Factor: 1 Instrument ID..: I8	**ug/L**	**SW846 6020** Analysis Time..: 14:11 MDL.....: 0.012	**08/15-08/20/08** Analyst ID.....: 002260	**KTTHV1AT**
Cadmium	**0.012 B,J**	**1.0** Dilution Factor: 1 Instrument ID..: I8	**ug/L**	**SW846 6020** Analysis Time..: 14:11 MDL.....: 0.0061	**08/15-08/20/08** Analyst ID.....: 002260	**KTTHV1AU**
Cobalt	**45.3 J**	**1.0** Dilution Factor: 1 Instrument ID..: I8	**ug/L**	**SW846 6020** Analysis Time..: 14:11 MDL.....: 0.0041	**08/15-08/20/08** Analyst ID.....: 002260	**KTTHV1AV**
Chromium	**0.78 B,J**	**2.0** Dilution Factor: 1 Instrument ID..: I8	**ug/L**	**SW846 6020** Analysis Time..: 14:11 MDL.....: 0.069	**08/15-08/20/08** Analyst ID.....: 002260	**KTTHV1A9**
Copper	**1.5 B,J**	**2.0** Dilution Factor: 1 Instrument ID..: I8	**ug/L**	**SW846 6020** Analysis Time..: 14:11 MDL.....: 0.051	**08/15-08/20/08** Analyst ID.....: 002260	**KTTHV1AW**
Iron	**33400 J**	**50.0** Dilution Factor: 1 Instrument ID..: I8	**ug/L**	**SW846 6020** Analysis Time..: 14:11 MDL.....: 1.1	**08/15-08/20/08** Analyst ID.....: 002260	**KTTHV1AX**
Manganese	**1040 J**	**1.0** Dilution Factor: 1 Instrument ID..: I8	**ug/L**	**SW846 6020** Analysis Time..: 14:11 MDL.....: 0.027	**08/15-08/20/08** Analyst ID.....: 002260	**KTTHV1A1**

(Continued on next page)

Tetra Tech NUS, Inc

Client Sample ID: MSA-MW26I-080708

TOTAL Metals

Lot-Sample #...: A8H080117-006 Matrix.....: WG

PARAMETER	RESULT	REPORTING LIMIT	UNITS	METHOD	PREPARATION-ANALYSIS DATE	WORK ORDER #
Molybdenum	**0.24 B**	**2.0**	**ug/L**	**SW846 6020**	**08/15-08/20/08**	**KTTHV1A2**
		Dilution Factor: 1		Analysis Time..: 14:11	Analyst ID.....: 002260	
		Instrument ID..: I8		MDL.....: 0.12		
Nickel	**16.0 J**	**2.0**	**ug/L**	**SW846 6020**	**08/15-08/20/08**	**KTTHV1A3**
		Dilution Factor: 1		Analysis Time..: 14:11	Analyst ID.....: 002260	
		Instrument ID..: I8		MDL.....: 0.053		
Lead	**0.23 B,J**	**1.0**	**ug/L**	**SW846 6020**	**08/15-08/20/08**	**KTTHV1A0**
		Dilution Factor: 1		Analysis Time..: 14:11	Analyst ID.....: 002260	
		Instrument ID..: I8		MDL.....: 0.018		
Antimony	ND	2.0	ug/L	SW846 6020	08/15-08/20/08	KTTHV1AP
		Dilution Factor: 1		Analysis Time..: 14:11	Analyst ID.....: 002260	
		Instrument ID..: I8		MDL.....: 0.035		
Selenium	ND	5.0	ug/L	SW846 6020	08/15-08/20/08	KTTHV1A4
		Dilution Factor: 1		Analysis Time..: 14:11	Analyst ID.....: 002260	
		Instrument ID..: I8		MDL.....: 0.14		
Thallium	ND	1.0	ug/L	SW846 6020	08/15-08/20/08	KTTHV1A6
		Dilution Factor: 1		Analysis Time..: 14:11	Analyst ID.....: 002260	
		Instrument ID..: I8		MDL.....: 0.11		
Vanadium	**0.63 B,J**	**20.0**	**ug/L**	**SW846 6020**	**08/15-08/20/08**	**KTTHV1A7**
		Dilution Factor: 1		Analysis Time..: 14:11	Analyst ID.....: 002260	
		Instrument ID..: I8		MDL.....: 0.46		
Zinc	**3.8 B,J**	**20.0**	**ug/L**	**SW846 6020**	**08/15-08/20/08**	**KTTHV1A8**
		Dilution Factor: 1		Analysis Time..: 14:11	Analyst ID.....: 002260	
		Instrument ID..: I8		MDL.....: 0.20		
Mercury	ND	0.20	ug/L	SW846 7470A	08/15/08	KTTHV1AA
		Dilution Factor: 1		Analysis Time..: 17:20	Analyst ID.....: 001576	
		Instrument ID..: H1		MDL.....: 0.10		

NOTE(S):

B Estimated result. Result is less than RL.

J Method blank contamination. The associated method blank contains the target analyte at a reportable level.

Tetra Tech NUS, Inc

Client Sample ID: MSA-MW26S-080708

TOTAL Metals

Lot-Sample #...: A8H080117-002 Matrix.....: WG
Date Sampled...: 08/07/08 10:45 Date Received..: 08/08/08

PARAMETER	RESULT	REPORTING LIMIT	UNITS	METHOD	PREPARATION-ANALYSIS DATE	WORK ORDER #
Prep Batch #...: 8228024						
Silver	0.011 B	1.0	ug/L	SW846 6020	08/15-08/20/08	KTTHP1AT
		Dilution Factor: 1		Analysis Time..: 13:18	Analyst ID.....: 002260	
		Instrument ID..: I8		MDL.....: 0.0026		
Arsenic	4.0 B	5.0	ug/L	SW846 6020	08/15-08/20/08	KTTHP1AE
		Dilution Factor: 1		Analysis Time..: 13:18	Analyst ID.....: 002260	
		Instrument ID..: I8		MDL.....: 0.13		
Barium	1610 J	1.0	ug/L	SW846 6020	08/15-08/20/08	KTTHP1AF
		Dilution Factor: 1		Analysis Time..: 13:18	Analyst ID.....: 002260	
		Instrument ID..: I8		MDL.....: 0.014		
Beryllium	0.029 B	1.0	ug/L	SW846 6020	08/15-08/20/08	KTTHP1AG
		Dilution Factor: 1		Analysis Time..: 13:18	Analyst ID.....: 002260	
		Instrument ID..: I8		MDL.....: 0.012		
Cadmium	0.030 B,J	1.0	ug/L	SW846 6020	08/15-08/20/08	KTTHP1AH
		Dilution Factor: 1		Analysis Time..: 13:18	Analyst ID.....: 002260	
		Instrument ID..: I8		MDL.....: 0.0061		
Cobalt	0.86 B,J	1.0	ug/L	SW846 6020	08/15-08/20/08	KTTHP1AJ
		Dilution Factor: 1		Analysis Time..: 13:18	Analyst ID.....: 002260	
		Instrument ID..: I8		MDL.....: 0.0041		
Chromium	3.1 J	2.0	ug/L	SW846 6020	08/15-08/20/08	KTTHP1AX
		Dilution Factor: 1		Analysis Time..: 13:18	Analyst ID.....: 002260	
		Instrument ID..: I8		MDL.....: 0.069		
Copper	4.5 J	2.0	ug/L	SW846 6020	08/15-08/20/08	KTTHP1AK
		Dilution Factor: 1		Analysis Time..: 13:18	Analyst ID.....: 002260	
		Instrument ID..: I8		MDL.....: 0.051		
Iron	31800 J	50.0	ug/L	SW846 6020	08/15-08/20/08	KTTHP1AL
		Dilution Factor: 1		Analysis Time..: 13:18	Analyst ID.....: 002260	
		Instrument ID..: I8		MDL.....: 1.1		
Manganese	788 J	1.0	ug/L	SW846 6020	08/15-08/21/08	KTTHP1AN
		Dilution Factor: 1		Analysis Time..: 15:09	Analyst ID.....: 002260	
		Instrument ID..: I8		MDL.....: 0.027		

(Continued on next page)

Tetra Tech NUS, Inc

Client Sample ID: MSA-MW26S-080708

TOTAL Metals

Lot-Sample #...: A8H080117-002 Matrix.....: WG

PARAMETER	RESULT	REPORTING LIMIT	UNITS	METHOD	PREPARATION-ANALYSIS DATE	WORK ORDER #
Molybdenum	**0.65 B**	**2.0**	**ug/L**	**SW846 6020**	**08/15-08/20/08**	**KTTHP1AP**
		Dilution Factor: 1		Analysis Time..: 13:18	Analyst ID.....: 002260	
		Instrument ID..: I8		MDL.....: 0.12		
Nickel	**1.4 B,J**	**2.0**	**ug/L**	**SW846 6020**	**08/15-08/20/08**	**KTTHP1AQ**
		Dilution Factor: 1		Analysis Time..: 13:18	Analyst ID.....: 002260	
		Instrument ID..: I8		MDL.....: 0.053		
Lead	**0.72 B,J**	**1.0**	**ug/L**	**SW846 6020**	**08/15-08/20/08**	**KTTHP1AM**
		Dilution Factor: 1		Analysis Time..: 13:18	Analyst ID.....: 002260	
		Instrument ID..: I8		MDL.....: 0.018		
Antimony	**0.24 B**	**2.0**	**ug/L**	**SW846 6020**	**08/15-08/20/08**	**KTTHP1AD**
		Dilution Factor: 1		Analysis Time..: 13:18	Analyst ID.....: 002260	
		Instrument ID..: I8		MDL.....: 0.035		
Selenium	**0.54 B**	**5.0**	**ug/L**	**SW846 6020**	**08/15-08/20/08**	**KTTHP1AR**
		Dilution Factor: 1		Analysis Time..: 13:18	Analyst ID.....: 002260	
		Instrument ID..: I8		MDL.....: 0.14		
Thallium	**0.15 B**	**1.0**	**ug/L**	**SW846 6020**	**08/15-08/20/08**	**KTTHP1AU**
		Dilution Factor: 1		Analysis Time..: 13:18	Analyst ID.....: 002260	
		Instrument ID..: I8		MDL.....: 0.11		
Vanadium	**3.3 B,J**	**20.0**	**ug/L**	**SW846 6020**	**08/15-08/20/08**	**KTTHP1AV**
		Dilution Factor: 1		Analysis Time..: 13:18	Analyst ID.....: 002260	
		Instrument ID..: I8		MDL.....: 0.46		
Zinc	**11.3 B,J**	**20.0**	**ug/L**	**SW846 6020**	**08/15-08/20/08**	**KTTHP1AW**
		Dilution Factor: 1		Analysis Time..: 13:18	Analyst ID.....: 002260	
		Instrument ID..: I8		MDL.....: 0.20		
Mercury	ND	0.20	ug/L	SW846 7470A	08/15/08	KTTHP1A0
		Dilution Factor: 1		Analysis Time..: 17:10	Analyst ID.....: 001576	
		Instrument ID..: H1		MDL.....: 0.10		

NOTE(S):

B Estimated result. Result is less than RL.

J Method blank contamination. The associated method blank contains the target analyte at a reportable level.

Tetra Tech NUS, Inc

Client Sample ID: DMW-10S-080808

DISSOLVED Metals

Lot-Sample #...: A8H090106-006 **Matrix.....:** WG
Date Sampled...: 08/08/08 14:00 **Date Received..:** 08/09/08

PARAMETER	RESULT	REPORTING LIMIT	UNITS	METHOD	PREPARATION-ANALYSIS DATE	WORK ORDER #
Prep Batch #...: 8228019						
Silver	ND	1.0	ug/L	SW846 6020	08/15-08/19/08	KTWRD1CF
		Dilution Factor: 1		Analysis Time..: 19:04	Analyst ID.....: 002260	
		Instrument ID..: I8		MDL.....: 0.0026		
Arsenic	**16.7**	**5.0**	**ug/L**	**SW846 6020**	**08/15-08/19/08**	**KTWRD1AD**
		Dilution Factor: 1		Analysis Time..: 19:04	Analyst ID.....: 002260	
		Instrument ID..: I8		MDL.....: 0.13		
Barium	**21.2 J**	**1.0**	**ug/L**	**SW846 6020**	**08/15-08/19/08**	**KTWRD1AE**
		Dilution Factor: 1		Analysis Time..: 19:04	Analyst ID.....: 002260	
		Instrument ID..: I8		MDL.....: 0.014		
Beryllium	ND	1.0	ug/L	SW846 6020	08/15-08/19/08	KTWRD1AF
		Dilution Factor: 1		Analysis Time..: 19:04	Analyst ID.....: 002260	
		Instrument ID..: I8		MDL.....: 0.012		
Cadmium	ND	1.0	ug/L	SW846 6020	08/15-08/19/08	KTWRD1AG
		Dilution Factor: 1		Analysis Time..: 19:04	Analyst ID.....: 002260	
		Instrument ID..: I8		MDL.....: 0.0061		
Cobalt	**5.5 J**	**1.0**	**ug/L**	**SW846 6020**	**08/15-08/19/08**	**KTWRD1AH**
		Dilution Factor: 1		Analysis Time..: 19:04	Analyst ID.....: 002260	
		Instrument ID..: I8		MDL.....: 0.0041		
Chromium	**0.77 B,J**	**2.0**	**ug/L**	**SW846 6020**	**08/15-08/19/08**	**KTWRD1CK**
		Dilution Factor: 1		Analysis Time..: 19:04	Analyst ID.....: 002260	
		Instrument ID..: I8		MDL.....: 0.069		
Copper	ND	2.0	ug/L	SW846 6020	08/15-08/19/08	KTWRD1AJ
		Dilution Factor: 1		Analysis Time..: 19:04	Analyst ID.....: 002260	
		Instrument ID..: I8		MDL.....: 0.051		
Iron	**69200 J**	**50.0**	**ug/L**	**SW846 6020**	**08/15-08/19/08**	**KTWRD1AK**
		Dilution Factor: 1		Analysis Time..: 19:04	Analyst ID.....: 002260	
		Instrument ID..: I8		MDL.....: 1.1		
Manganese	**1590 J**	**1.0**	**ug/L**	**SW846 6020**	**08/15-08/19/08**	**KTWRD1CA**
		Dilution Factor: 1		Analysis Time..: 19:04	Analyst ID.....: 002260	
		Instrument ID..: I8		MDL.....: 0.027		

(Continued on next page)

Tetra Tech NUS, Inc

Client Sample ID: DMW-10S-080808

DISSOLVED Metals

Lot-Sample #...: A8H090106-006 Matrix.....: WG

PARAMETER	RESULT	REPORTING LIMIT	UNITS	METHOD	PREPARATION-ANALYSIS DATE	WORK ORDER #
Molybdenum	**0.66 B**	**2.0**	**ug/L**	**SW846 6020**	**08/15-08/19/08**	**KTWRD1CC**
		Dilution Factor: 1		Analysis Time..: 19:04	Analyst ID.....: 002260	
		Instrument ID..: I8		MDL.....: 0.12		
Nickel	**2.0 J**	**2.0**	**ug/L**	**SW846 6020**	**08/15-08/19/08**	**KTWRD1CD**
		Dilution Factor: 1		Analysis Time..: 19:04	Analyst ID.....: 002260	
		Instrument ID..: I8		MDL.....: 0.053		
Lead	**0.068 B,J**	**1.0**	**ug/L**	**SW846 6020**	**08/15-08/19/08**	**KTWRD1AL**
		Dilution Factor: 1		Analysis Time..: 19:04	Analyst ID.....: 002260	
		Instrument ID..: I8		MDL.....: 0.018		
Antimony	ND	2.0	ug/L	SW846 6020	08/15-08/19/08	KTWRD1AC
		Dilution Factor: 1		Analysis Time..: 19:04	Analyst ID.....: 002260	
		Instrument ID..: I8		MDL.....: 0.035		
Selenium	**0.42 B**	**5.0**	**ug/L**	**SW846 6020**	**08/15-08/19/08**	**KTWRD1CE**
		Dilution Factor: 1		Analysis Time..: 19:04	Analyst ID.....: 002260	
		Instrument ID..: I8		MDL.....: 0.14		
Thallium	ND	1.0	ug/L	SW846 6020	08/15-08/19/08	KTWRD1CG
		Dilution Factor: 1		Analysis Time..: 19:04	Analyst ID.....: 002260	
		Instrument ID..: I8		MDL.....: 0.11		
Vanadium	ND	20.0	ug/L	SW846 6020	08/15-08/19/08	KTWRD1CH
		Dilution Factor: 1		Analysis Time..: 19:04	Analyst ID.....: 002260	
		Instrument ID..: I8		MDL.....: 0.46		
Zinc	**11.4 B,J**	**20.0**	**ug/L**	**SW846 6020**	**08/15-08/19/08**	**KTWRD1CJ**
		Dilution Factor: 1		Analysis Time..: 19:04	Analyst ID.....: 002260	
		Instrument ID..: I8		MDL.....: 0.20		
Mercury	ND	0.20	ug/L	SW846 7470A	08/15/08	KTWRD1CL
		Dilution Factor: 1		Analysis Time..: 17:44	Analyst ID.....: 001576	
		Instrument ID..: H1		MDL.....: 0.10		

NOTE(S):

J Method blank contamination. The associated method blank contains the target analyte at a reportable level.

B Estimated result. Result is less than RL.

Tetra Tech NUS, Inc

Client Sample ID: DMW-21D-080808

DISSOLVED Metals

Lot-Sample #...: A8H090106-004 Matrix.....: WG
Date Sampled...: 08/08/08 12:05 Date Received..: 08/09/08

PARAMETER	RESULT	REPORTING LIMIT	UNITS	METHOD	PREPARATION-ANALYSIS DATE	WORK ORDER #
Prep Batch #...: 8228019						
Silver	0.0050 B,J	1.0	ug/L	SW846 6020	08/15-08/19/08	KTWRA1CF
		Dilution Factor: 1		Analysis Time..: 18:33	Analyst ID.....: 002260	
		Instrument ID..: I8		MDL.....: 0.0026		
Arsenic	2.7 B	5.0	ug/L	SW846 6020	08/15-08/19/08	KTWRA1AD
		Dilution Factor: 1		Analysis Time..: 18:33	Analyst ID.....: 002260	
		Instrument ID..: I8		MDL.....: 0.13		
Barium	33.6 J	1.0	ug/L	SW846 6020	08/15-08/19/08	KTWRA1AE
		Dilution Factor: 1		Analysis Time..: 18:33	Analyst ID.....: 002260	
		Instrument ID..: I8		MDL.....: 0.014		
Beryllium	0.43 B	1.0	ug/L	SW846 6020	08/15-08/19/08	KTWRA1AF
		Dilution Factor: 1		Analysis Time..: 18:33	Analyst ID.....: 002260	
		Instrument ID..: I8		MDL.....: 0.012		
Cadmium	0.022 B,J	1.0	ug/L	SW846 6020	08/15-08/19/08	KTWRA1AG
		Dilution Factor: 1		Analysis Time..: 18:33	Analyst ID.....: 002260	
		Instrument ID..: I8		MDL.....: 0.0061		
Cobalt	12.7 J	1.0	ug/L	SW846 6020	08/15-08/19/08	KTWRA1AH
		Dilution Factor: 1		Analysis Time..: 18:33	Analyst ID.....: 002260	
		Instrument ID..: I8		MDL.....: 0.0041		
Chromium	0.42 B,J	2.0	ug/L	SW846 6020	08/15-08/19/08	KTWRA1CK
		Dilution Factor: 1		Analysis Time..: 18:33	Analyst ID.....: 002260	
		Instrument ID..: I8		MDL.....: 0.069		
Copper	ND	2.0	ug/L	SW846 6020	08/15-08/19/08	KTWRA1AJ
		Dilution Factor: 1		Analysis Time..: 18:33	Analyst ID.....: 002260	
		Instrument ID..: I8		MDL.....: 0.051		
Iron	10300 J	50.0	ug/L	SW846 6020	08/15-08/19/08	KTWRA1AK
		Dilution Factor: 1		Analysis Time..: 18:33	Analyst ID.....: 002260	
		Instrument ID..: I8		MDL.....: 1.1		
Manganese	171 J	1.0	ug/L	SW846 6020	08/15-08/19/08	KTWRA1CA
		Dilution Factor: 1		Analysis Time..: 18:33	Analyst ID.....: 002260	
		Instrument ID..: I8		MDL.....: 0.027		

(Continued on next page)

Tetra Tech NUS, Inc

Client Sample ID: DMW-21D-080808

DISSOLVED Metals

Lot-Sample #...: A8H090106-004 **Matrix.....:** WG

PARAMETER	RESULT	REPORTING LIMIT	UNITS	METHOD	PREPARATION-ANALYSIS DATE	WORK ORDER #
Molybdenum	ND	2.0	ug/L	SW846 6020	08/15-08/19/08	KTWRA1CC
		Dilution Factor: 1		Analysis Time..: 18:33	Analyst ID.....: 002260	
		Instrument ID..: I8		MDL.....: 0.12		
Nickel	**13.6 J**	**2.0**	**ug/L**	**SW846 6020**	**08/15-08/19/08**	**KTWRA1CD**
		Dilution Factor: 1		Analysis Time..: 18:33	Analyst ID.....: 002260	
		Instrument ID..: I8		MDL.....: 0.053		
Lead	**0.024 B,J**	**1.0**	**ug/L**	**SW846 6020**	**08/15-08/19/08**	**KTWRA1AL**
		Dilution Factor: 1		Analysis Time..: 18:33	Analyst ID.....: 002260	
		Instrument ID..: I8		MDL.....: 0.018		
Antimony	ND	2.0	ug/L	SW846 6020	08/15-08/19/08	KTWRA1AC
		Dilution Factor: 1		Analysis Time..: 18:33	Analyst ID.....: 002260	
		Instrument ID..: I8		MDL.....: 0.035		
Selenium	ND	5.0	ug/L	SW846 6020	08/15-08/19/08	KTWRA1CE
		Dilution Factor: 1		Analysis Time..: 18:33	Analyst ID.....: 002260	
		Instrument ID..: I8		MDL.....: 0.14		
Thallium	ND	1.0	ug/L	SW846 6020	08/15-08/19/08	KTWRA1CG
		Dilution Factor: 1		Analysis Time..: 18:33	Analyst ID.....: 002260	
		Instrument ID..: I8		MDL.....: 0.11		
Vanadium	**0.50 B,J**	**20.0**	**ug/L**	**SW846 6020**	**08/15-08/19/08**	**KTWRA1CH**
		Dilution Factor: 1		Analysis Time..: 18:33	Analyst ID.....: 002260	
		Instrument ID..: I8		MDL.....: 0.46		
Zinc	**11.7 B,J**	**20.0**	**ug/L**	**SW846 6020**	**08/15-08/19/08**	**KTWRA1CJ**
		Dilution Factor: 1		Analysis Time..: 18:33	Analyst ID.....: 002260	
		Instrument ID..: I8		MDL.....: 0.20		
Mercury	ND	0.20	ug/L	SW846 7470A	08/15/08	KTWRA1CL
		Dilution Factor: 1		Analysis Time..: 17:39	Analyst ID.....: 001576	
		Instrument ID..: H1		MDL.....: 0.10		

NOTE(S):

B Estimated result. Result is less than RL.

J Method blank contamination. The associated method blank contains the target analyte at a reportable level.

Tetra Tech NUS, Inc

Client Sample ID: DMW-21I-080808

DISSOLVED Metals

Lot-Sample #...: A8H090106-002 **Matrix.....:** WG
Date Sampled...: 08/08/08 10:15 **Date Received..:** 08/09/08

PARAMETER	RESULT	REPORTING LIMIT	UNITS	METHOD	PREPARATION-ANALYSIS DATE	WORK ORDER #
Prep Batch #...: 8228019						
Silver	**0.0070 B,J**	**1.0**	**ug/L**	**SW846 6020**	**08/15-08/19/08**	**KTWQ81CF**
		Dilution Factor: 1		Analysis Time..: 18:07	Analyst ID.....: 002260	
		Instrument ID..: I8		MDL.....: 0.0026		
Arsenic	**7.8**	**5.0**	**ug/L**	**SW846 6020**	**08/15-08/19/08**	**KTWQ81A2**
		Dilution Factor: 1		Analysis Time..: 18:07	Analyst ID.....: 002260	
		Instrument ID..: I8		MDL.....: 0.13		
Barium	**28.4 J**	**1.0**	**ug/L**	**SW846 6020**	**08/15-08/19/08**	**KTWQ81A3**
		Dilution Factor: 1		Analysis Time..: 18:07	Analyst ID.....: 002260	
		Instrument ID..: I8		MDL.....: 0.014		
Beryllium	ND	1.0	ug/L	SW846 6020	08/15-08/19/08	KTWQ81A4
		Dilution Factor: 1		Analysis Time..: 18:07	Analyst ID.....: 002260	
		Instrument ID..: I8		MDL.....: 0.012		
Cadmium	**0.0070 B,J**	**1.0**	**ug/L**	**SW846 6020**	**08/15-08/19/08**	**KTWQ81A5**
		Dilution Factor: 1		Analysis Time..: 18:07	Analyst ID.....: 002260	
		Instrument ID..: I8		MDL.....: 0.0061		
Cobalt	**3.3 J**	**1.0**	**ug/L**	**SW846 6020**	**08/15-08/19/08**	**KTWQ81A6**
		Dilution Factor: 1		Analysis Time..: 18:07	Analyst ID.....: 002260	
		Instrument ID..: I8		MDL.....: 0.0041		
Chromium	**0.94 B,J**	**2.0**	**ug/L**	**SW846 6020**	**08/15-08/19/08**	**KTWQ81CK**
		Dilution Factor: 1		Analysis Time..: 18:07	Analyst ID.....: 002260	
		Instrument ID..: I8		MDL.....: 0.069		
Copper	ND	2.0	ug/L	SW846 6020	08/15-08/19/08	KTWQ81A7
		Dilution Factor: 1		Analysis Time..: 18:07	Analyst ID.....: 002260	
		Instrument ID..: I8		MDL.....: 0.051		
Iron	**55000 J**	**50.0**	**ug/L**	**SW846 6020**	**08/15-08/19/08**	**KTWQ81A8**
		Dilution Factor: 1		Analysis Time..: 18:07	Analyst ID.....: 002260	
		Instrument ID..: I8		MDL.....: 1.1		
Manganese	**1350 J**	**1.0**	**ug/L**	**SW846 6020**	**08/15-08/19/08**	**KTWQ81CA**
		Dilution Factor: 1		Analysis Time..: 18:07	Analyst ID.....: 002260	
		Instrument ID..: I8		MDL.....: 0.027		

(Continued on next page)

Tetra Tech NUS, Inc

Client Sample ID: DMW-21I-080808

DISSOLVED Metals

Lot-Sample #...: A8H090106-002 Matrix.....: WG

PARAMETER	RESULT	REPORTING LIMIT	UNITS	METHOD	PREPARATION-ANALYSIS DATE	WORK ORDER #
Molybdenum	**0.23 B**	**2.0**	**ug/L**	**SW846 6020**	**08/15-08/19/08**	**KTWQ81CC**
		Dilution Factor: 1		Analysis Time..: 18:07	Analyst ID.....: 002260	
		Instrument ID..: I8		MDL.....: 0.12		
Nickel	**0.97 B,J**	**2.0**	**ug/L**	**SW846 6020**	**08/15-08/19/08**	**KTWQ81CD**
		Dilution Factor: 1		Analysis Time..: 18:07	Analyst ID.....: 002260	
		Instrument ID..: I8		MDL.....: 0.053		
Lead	**0.047 B,J**	**1.0**	**ug/L**	**SW846 6020**	**08/15-08/19/08**	**KTWQ81A9**
		Dilution Factor: 1		Analysis Time..: 18:07	Analyst ID.....: 002260	
		Instrument ID..: I8		MDL.....: 0.018		
Antimony	ND	2.0	ug/L	SW846 6020	08/15-08/19/08	KTWQ81A1
		Dilution Factor: 1		Analysis Time..: 18:07	Analyst ID.....: 002260	
		Instrument ID..: I8		MDL.....: 0.035		
Selenium	**0.42 B**	**5.0**	**ug/L**	**SW846 6020**	**08/15-08/19/08**	**KTWQ81CE**
		Dilution Factor: 1		Analysis Time..: 18:07	Analyst ID.....: 002260	
		Instrument ID..: I8		MDL.....: 0.14		
Thallium	ND	1.0	ug/L	SW846 6020	08/15-08/19/08	KTWQ81CG
		Dilution Factor: 1		Analysis Time..: 18:07	Analyst ID.....: 002260	
		Instrument ID..: I8		MDL.....: 0.11		
Vanadium	ND	20.0	ug/L	SW846 6020	08/15-08/19/08	KTWQ81CH
		Dilution Factor: 1		Analysis Time..: 18:07	Analyst ID.....: 002260	
		Instrument ID..: I8		MDL.....: 0.46		
Zinc	**4.8 B,J**	**20.0**	**ug/L**	**SW846 6020**	**08/15-08/19/08**	**KTWQ81CJ**
		Dilution Factor: 1		Analysis Time..: 18:07	Analyst ID.....: 002260	
		Instrument ID..: I8		MDL.....: 0.20		
Mercury	ND	0.20	ug/L	SW846 7470A	08/15/08	KTWQ81CL
		Dilution Factor: 1		Analysis Time..: 17:34	Analyst ID.....: 001576	
		Instrument ID..: H1		MDL.....: 0.10		

NOTE(S):

B Estimated result. Result is less than RL.

J Method blank contamination. The associated method blank contains the target analyte at a reportable level.

Tetra Tech NUS, Inc

Client Sample ID: DMW-27DEEP-080808

DISSOLVED Metals

Lot-Sample #...: A8H090106-005
Date Sampled...: 08/08/08 12:21 Date Received..: 08/09/08
Matrix.....: WG

PARAMETER	RESULT	REPORTING LIMIT	UNITS	METHOD	PREPARATION-ANALYSIS DATE	WORK ORDER #
Prep Batch #...: 8228019						
Silver	0.012 B,J	1.0	ug/L	SW846 6020	08/15-08/19/08	KTWRC1CF
		Dilution Factor: 1		Analysis Time..: 18:42	Analyst ID.....: 002260	
		Instrument ID..: I8		MDL.....: 0.0026		
Arsenic	2.8 B	5.0	ug/L	SW846 6020	08/15-08/19/08	KTWRC1AP
		Dilution Factor: 1		Analysis Time..: 18:42	Analyst ID.....: 002260	
		Instrument ID..: I8		MDL.....: 0.13		
Barium	44.0 J	1.0	ug/L	SW846 6020	08/15-08/19/08	KTWRC1AQ
		Dilution Factor: 1		Analysis Time..: 18:42	Analyst ID.....: 002260	
		Instrument ID..: I8		MDL.....: 0.014		
Beryllium	0.44 B	1.0	ug/L	SW846 6020	08/15-08/19/08	KTWRC1AR
		Dilution Factor: 1		Analysis Time..: 18:42	Analyst ID.....: 002260	
		Instrument ID..: I8		MDL.....: 0.012		
Cadmium	0.027 B,J	1.0	ug/L	SW846 6020	08/15-08/19/08	KTWRC1AT
		Dilution Factor: 1		Analysis Time..: 18:42	Analyst ID.....: 002260	
		Instrument ID..: I8		MDL.....: 0.0061		
Cobalt	0.75 B,J	1.0	ug/L	SW846 6020	08/15-08/19/08	KTWRC1AU
		Dilution Factor: 1		Analysis Time..: 18:42	Analyst ID.....: 002260	
		Instrument ID..: I8		MDL.....: 0.0041		
Chromium	3.1 J	2.0	ug/L	SW846 6020	08/15-08/19/08	KTWRC1CK
		Dilution Factor: 1		Analysis Time..: 18:42	Analyst ID.....: 002260	
		Instrument ID..: I8		MDL.....: 0.069		
Copper	2.2 J	2.0	ug/L	SW846 6020	08/15-08/19/08	KTWRC1AV
		Dilution Factor: 1		Analysis Time..: 18:42	Analyst ID.....: 002260	
		Instrument ID..: I8		MDL.....: 0.051		
Iron	4120 J	50.0	ug/L	SW846 6020	08/15-08/19/08	KTWRC1AW
		Dilution Factor: 1		Analysis Time..: 18:42	Analyst ID.....: 002260	
		Instrument ID..: I8		MDL.....: 1.1		
Manganese	107 J	1.0	ug/L	SW846 6020	08/15-08/19/08	KTWRC1CA
		Dilution Factor: 1		Analysis Time..: 18:42	Analyst ID.....: 002260	
		Instrument ID..: I8		MDL.....: 0.027		

(Continued on next page)

Tetra Tech NUS, Inc

Client Sample ID: DMW-27DEEP-080808

DISSOLVED Metals

Lot-Sample #...: A8H090106-005 Matrix.....: WG

PARAMETER	RESULT	REPORTING LIMIT	UNITS	METHOD	PREPARATION-ANALYSIS DATE	WORK ORDER #
Molybdenum	8.5	2.0	ug/L	SW846 6020	08/15-08/19/08	KTWRC1CC
		Dilution Factor: 1		Analysis Time..: 18:42	Analyst ID.....: 002260	
		Instrument ID..: I8		MDL.....: 0.12		
Nickel	2.8 J	2.0	ug/L	SW846 6020	08/15-08/19/08	KTWRC1CD
		Dilution Factor: 1		Analysis Time..: 18:42	Analyst ID.....: 002260	
		Instrument ID..: I8		MDL.....: 0.053		
Lead	4.6 J	1.0	ug/L	SW846 6020	08/15-08/19/08	KTWRC1AX
		Dilution Factor: 1		Analysis Time..: 18:42	Analyst ID.....: 002260	
		Instrument ID..: I8		MDL.....: 0.018		
Antimony	0.089 B	2.0	ug/L	SW846 6020	08/15-08/19/08	KTWRC1AN
		Dilution Factor: 1		Analysis Time..: 18:42	Analyst ID.....: 002260	
		Instrument ID..: I8		MDL.....: 0.035		
Selenium	0.32 B	5.0	ug/L	SW846 6020	08/15-08/19/08	KTWRC1CE
		Dilution Factor: 1		Analysis Time..: 18:42	Analyst ID.....: 002260	
		Instrument ID..: I8		MDL.....: 0.14		
Thallium	ND	1.0	ug/L	SW846 6020	08/15-08/19/08	KTWRC1CG
		Dilution Factor: 1		Analysis Time..: 18:42	Analyst ID.....: 002260	
		Instrument ID..: I8		MDL.....: 0.11		
Vanadium	3.2 B,J	20.0	ug/L	SW846 6020	08/15-08/19/08	KTWRC1CH
		Dilution Factor: 1		Analysis Time..: 18:42	Analyst ID.....: 002260	
		Instrument ID..: I8		MDL.....: 0.46		
Zinc	18.1 B,J	20.0	ug/L	SW846 6020	08/15-08/19/08	KTWRC1CJ
		Dilution Factor: 1		Analysis Time..: 18:42	Analyst ID.....: 002260	
		Instrument ID..: I8		MDL.....: 0.20		
Mercury	ND	0.20	ug/L	SW846 7470A	08/15/08	KTWRC1CL
		Dilution Factor: 1		Analysis Time..: 17:42	Analyst ID.....: 001576	
		Instrument ID..: H1		MDL.....: 0.10		

NOTE(S):

B Estimated result. Result is less than RL.

J Method blank contamination. The associated method blank contains the target analyte at a reportable level.

Tetra Tech NUS, Inc

Client Sample ID: DMW-28I-080808

DISSOLVED Metals

Lot-Sample #...: A8H090106-003 **Matrix.....:** WG
Date Sampled...: 08/08/08 10:36 **Date Received..:** 08/09/08

PARAMETER	RESULT	REPORTING LIMIT	UNITS	METHOD	PREPARATION-ANALYSIS DATE	WORK ORDER #
Prep Batch #...: 8228019						
Silver	ND	1.0	ug/L	SW846 6020	08/15-08/19/08	KTWQ91CF
		Dilution Factor: 1		Analysis Time..: 18:25	Analyst ID.....: 002260	
		Instrument ID..: I8		MDL.....: 0.0026		
Arsenic	**7.4**	**5.0**	**ug/L**	**SW846 6020**	**08/15-08/19/08**	**KTWQ91AD**
		Dilution Factor: 1		Analysis Time..: 18:25	Analyst ID.....: 002260	
		Instrument ID..: I8		MDL.....: 0.13		
Barium	**116 J**	**1.0**	**ug/L**	**SW846 6020**	**08/15-08/19/08**	**KTWQ91AE**
		Dilution Factor: 1		Analysis Time..: 18:25	Analyst ID.....: 002260	
		Instrument ID..: I8		MDL.....: 0.014		
Beryllium	**0.12 B**	**1.0**	**ug/L**	**SW846 6020**	**08/15-08/19/08**	**KTWQ91AF**
		Dilution Factor: 1		Analysis Time..: 18:25	Analyst ID.....: 002260	
		Instrument ID..: I8		MDL.....: 0.012		
Cadmium	**0.012 B,J**	**1.0**	**ug/L**	**SW846 6020**	**08/15-08/19/08**	**KTWQ91AG**
		Dilution Factor: 1		Analysis Time..: 18:25	Analyst ID.....: 002260	
		Instrument ID..: I8		MDL.....: 0.0061		
Cobalt	**46.2 J**	**1.0**	**ug/L**	**SW846 6020**	**08/15-08/19/08**	**KTWQ91AH**
		Dilution Factor: 1		Analysis Time..: 18:25	Analyst ID.....: 002260	
		Instrument ID..: I8		MDL.....: 0.0041		
Chromium	**1.8 B,J**	**2.0**	**ug/L**	**SW846 6020**	**08/15-08/19/08**	**KTWQ91CK**
		Dilution Factor: 1		Analysis Time..: 18:25	Analyst ID.....: 002260	
		Instrument ID..: I8		MDL.....: 0.069		
Copper	ND	2.0	ug/L	SW846 6020	08/15-08/19/08	KTWQ91AJ
		Dilution Factor: 1		Analysis Time..: 18:25	Analyst ID.....: 002260	
		Instrument ID..: I8		MDL.....: 0.051		
Iron	**40400 J**	**50.0**	**ug/L**	**SW846 6020**	**08/15-08/19/08**	**KTWQ91AK**
		Dilution Factor: 1		Analysis Time..: 18:25	Analyst ID.....: 002260	
		Instrument ID..: I8		MDL.....: 1.1		
Manganese	**572 J**	**1.0**	**ug/L**	**SW846 6020**	**08/15-08/19/08**	**KTWQ91CA**
		Dilution Factor: 1		Analysis Time..: 18:25	Analyst ID.....: 002260	
		Instrument ID..: I8		MDL.....: 0.027		

(Continued on next page)

Tetra Tech NUS, Inc

Client Sample ID: DMW-28I-080808

DISSOLVED Metals

Lot-Sample #...: A8H090106-003 Matrix.....: WG

PARAMETER	RESULT	REPORTING LIMIT	UNITS	METHOD	PREPARATION-ANALYSIS DATE	WORK ORDER #
Molybdenum	**2.4**	**2.0**	**ug/L**	**SW846 6020**	**08/15-08/19/08**	**KTWQ91CC**
		Dilution Factor: 1		Analysis Time..: 18:25	Analyst ID.....: 002260	
		Instrument ID..: I8		MDL.....: 0.12		
Nickel	**39.6 J**	**2.0**	**ug/L**	**SW846 6020**	**08/15-08/19/08**	**KTWQ91CD**
		Dilution Factor: 1		Analysis Time..: 18:25	Analyst ID.....: 002260	
		Instrument ID..: I8		MDL.....: 0.053		
Lead	**0.028 B,J**	**1.0**	**ug/L**	**SW846 6020**	**08/15-08/19/08**	**KTWQ91AL**
		Dilution Factor: 1		Analysis Time..: 18:25	Analyst ID.....: 002260	
		Instrument ID..: I8		MDL.....: 0.018		
Antimony	**0.093 B**	**2.0**	**ug/L**	**SW846 6020**	**08/15-08/19/08**	**KTWQ91AC**
		Dilution Factor: 1		Analysis Time..: 18:25	Analyst ID.....: 002260	
		Instrument ID..: I8		MDL.....: 0.035		
Selenium	ND	5.0	ug/L	SW846 6020	08/15-08/19/08	KTWQ91CE
		Dilution Factor: 1		Analysis Time..: 18:25	Analyst ID.....: 002260	
		Instrument ID..: I8		MDL.....: 0.14		
Thallium	ND	1.0	ug/L	SW846 6020	08/15-08/19/08	KTWQ91CG
		Dilution Factor: 1		Analysis Time..: 18:25	Analyst ID.....: 002260	
		Instrument ID..: I8		MDL.....: 0.11		
Vanadium	**0.84 B,J**	**20.0**	**ug/L**	**SW846 6020**	**08/15-08/19/08**	**KTWQ91CH**
		Dilution Factor: 1		Analysis Time..: 18:25	Analyst ID.....: 002260	
		Instrument ID..: I8		MDL.....: 0.46		
Zinc	**33.9 J**	**20.0**	**ug/L**	**SW846 6020**	**08/15-08/19/08**	**KTWQ91CJ**
		Dilution Factor: 1		Analysis Time..: 18:25	Analyst ID.....: 002260	
		Instrument ID..: I8		MDL.....: 0.20		
Mercury	ND	0.20	ug/L	SW846 7470A	08/15/08	KTWQ91CL
		Dilution Factor: 1		Analysis Time..: 17:49	Analyst ID.....: 001576	
		Instrument ID..: H1		MDL.....: 0.10		

NOTE(S):

J Method blank contamination. The associated method blank contains the target analyte at a reportable level.

B Estimated result. Result is less than RL.

Tetra Tech NUS, Inc

Client Sample ID: DMW-29DEEP-080808

DISSOLVED Metals

Lot-Sample #...: A8H090106-007 **Matrix.....:** WG
Date Sampled...: 08/08/08 15:27 **Date Received..:** 08/09/08

PARAMETER	RESULT	REPORTING LIMIT	UNITS	METHOD	PREPARATION-ANALYSIS DATE	WORK ORDER #
Prep Batch #...: 8228019						
Silver	ND	1.0	ug/L	SW846 6020	08/15-08/19/08	KTWRE1CF
		Dilution Factor: 1		Analysis Time..: 19:12	Analyst ID.....: 002260	
		Instrument ID..: I8		MDL.....: 0.0026		
Arsenic	ND	5.0	ug/L	SW846 6020	08/15-08/19/08	KTWRE1AP
		Dilution Factor: 1		Analysis Time..: 19:12	Analyst ID.....: 002260	
		Instrument ID..: I8		MDL.....: 0.13		
Barium	**25.9 J**	**1.0**	**ug/L**	**SW846 6020**	**08/15-08/19/08**	**KTWRE1AQ**
		Dilution Factor: 1		Analysis Time..: 19:12	Analyst ID.....: 002260	
		Instrument ID..: I8		MDL.....: 0.014		
Beryllium	**0.019 B**	**1.0**	**ug/L**	**SW846 6020**	**08/15-08/19/08**	**KTWRE1AR**
		Dilution Factor: 1		Analysis Time..: 19:12	Analyst ID.....: 002260	
		Instrument ID..: I8		MDL.....: 0.012		
Cadmium	**0.037 B,J**	**1.0**	**ug/L**	**SW846 6020**	**08/15-08/19/08**	**KTWRE1AT**
		Dilution Factor: 1		Analysis Time..: 19:12	Analyst ID.....: 002260	
		Instrument ID..: I8		MDL.....: 0.0061		
Cobalt	**1.3 J**	**1.0**	**ug/L**	**SW846 6020**	**08/15-08/19/08**	**KTWRE1AU**
		Dilution Factor: 1		Analysis Time..: 19:12	Analyst ID.....: 002260	
		Instrument ID..: I8		MDL.....: 0.0041		
Chromium	**0.10 B,J**	**2.0**	**ug/L**	**SW846 6020**	**08/15-08/19/08**	**KTWRE1CK**
		Dilution Factor: 1		Analysis Time..: 19:12	Analyst ID.....: 002260	
		Instrument ID..: I8		MDL.....: 0.069		
Copper	ND	2.0	ug/L	SW846 6020	08/15-08/19/08	KTWRE1AV
		Dilution Factor: 1		Analysis Time..: 19:12	Analyst ID.....: 002260	
		Instrument ID..: I8		MDL.....: 0.051		
Iron	**15.4 B,J**	**50.0**	**ug/L**	**SW846 6020**	**08/15-08/19/08**	**KTWRE1AW**
		Dilution Factor: 1		Analysis Time..: 19:12	Analyst ID.....: 002260	
		Instrument ID..: I8		MDL.....: 1.1		
Manganese	**23.1 J**	**1.0**	**ug/L**	**SW846 6020**	**08/15-08/19/08**	**KTWRE1CA**
		Dilution Factor: 1		Analysis Time..: 19:12	Analyst ID.....: 002260	
		Instrument ID..: I8		MDL.....: 0.027		

(Continued on next page)

Tetra Tech NUS, Inc

Client Sample ID: DMW-29DEEP-080808

DISSOLVED Metals

Lot-Sample #...: A8H090106-007 **Matrix.....:** WG

PARAMETER	RESULT	REPORTING LIMIT	UNITS	METHOD	PREPARATION-ANALYSIS DATE	WORK ORDER #
Molybdenum	**0.33 B**	**2.0**	**ug/L**	**SW846 6020**	**08/15-08/19/08**	**KTWRE1CC**
		Dilution Factor: 1		Analysis Time..: 19:12	Analyst ID.....: 002260	
		Instrument ID..: I8		MDL.....: 0.12		
Nickel	**2.7 J**	**2.0**	**ug/L**	**SW846 6020**	**08/15-08/19/08**	**KTWRE1CD**
		Dilution Factor: 1		Analysis Time..: 19:12	Analyst ID.....: 002260	
		Instrument ID..: I8		MDL.....: 0.053		
Lead	ND	1.0	ug/L	SW846 6020	08/15-08/19/08	KTWRE1AX
		Dilution Factor: 1		Analysis Time..: 19:12	Analyst ID.....: 002260	
		Instrument ID..: I8		MDL.....: 0.018		
Antimony	ND	2.0	ug/L	SW846 6020	08/15-08/19/08	KTWRE1AN
		Dilution Factor: 1		Analysis Time..: 19:12	Analyst ID.....: 002260	
		Instrument ID..: I8		MDL.....: 0.035		
Selenium	ND	5.0	ug/L	SW846 6020	08/15-08/19/08	KTWRE1CE
		Dilution Factor: 1		Analysis Time..: 19:12	Analyst ID.....: 002260	
		Instrument ID..: I8		MDL.....: 0.14		
Thallium	ND	1.0	ug/L	SW846 6020	08/15-08/19/08	KTWRE1CG
		Dilution Factor: 1		Analysis Time..: 19:12	Analyst ID.....: 002260	
		Instrument ID..: I8		MDL.....: 0.11		
Vanadium	ND	20.0	ug/L	SW846 6020	08/15-08/19/08	KTWRE1CH
		Dilution Factor: 1		Analysis Time..: 19:12	Analyst ID.....: 002260	
		Instrument ID..: I8		MDL.....: 0.46		
Zinc	**7.2 B,J**	**20.0**	**ug/L**	**SW846 6020**	**08/15-08/19/08**	**KTWRE1CJ**
		Dilution Factor: 1		Analysis Time..: 19:12	Analyst ID.....: 002260	
		Instrument ID..: I8		MDL.....: 0.20		
Mercury	ND	0.20	ug/L	SW846 7470A	08/15/08	KTWRE1CL
		Dilution Factor: 1		Analysis Time..: 17:46	Analyst ID.....: 001576	
		Instrument ID..: H1		MDL.....: 0.10		

NOTE(S):

J Method blank contamination. The associated method blank contains the target analyte at a reportable level.

B Estimated result. Result is less than RL.

Tetra Tech NUS, Inc

Client Sample ID: MSA-MW15D-080608

DISSOLVED Metals

Lot-Sample #...: A8H070118-002 **Matrix.....:** WQ
Date Sampled...: 08/06/08 11:00 **Date Received..:** 08/07/08

PARAMETER	RESULT	REPORTING LIMIT	UNITS	METHOD	PREPARATION-ANALYSIS DATE	WORK ORDER #
Prep Batch #...: 8225076						
Silver	**0.010 B**	**1.0**	**ug/L**	**SW846 6020**	**08/13-08/19/08**	**KTQJ51CF**
		Dilution Factor: 1		Analysis Time..: 21:53	Analyst ID.....: 002260	
		Instrument ID..: I8		MDL.....: 0.0026		
Arsenic	**0.50 B**	**5.0**	**ug/L**	**SW846 6020**	**08/13-08/19/08**	**KTQJ51A2**
		Dilution Factor: 1		Analysis Time..: 21:53	Analyst ID.....: 002260	
		Instrument ID..: I8		MDL.....: 0.13		
Barium	**31.0 J**	**1.0**	**ug/L**	**SW846 6020**	**08/13-08/19/08**	**KTQJ51A3**
		Dilution Factor: 1		Analysis Time..: 21:53	Analyst ID.....: 002260	
		Instrument ID..: I8		MDL.....: 0.014		
Beryllium	**0.051 B**	**1.0**	**ug/L**	**SW846 6020**	**08/13-08/19/08**	**KTQJ51A4**
		Dilution Factor: 1		Analysis Time..: 21:53	Analyst ID.....: 002260	
		Instrument ID..: I8		MDL.....: 0.012		
Cadmium	**0.018 B,J**	**1.0**	**ug/L**	**SW846 6020**	**08/13-08/19/08**	**KTQJ51A5**
		Dilution Factor: 1		Analysis Time..: 21:53	Analyst ID.....: 002260	
		Instrument ID..: I8		MDL.....: 0.0061		
Cobalt	**8.2 J**	**1.0**	**ug/L**	**SW846 6020**	**08/13-08/19/08**	**KTQJ51A6**
		Dilution Factor: 1		Analysis Time..: 21:53	Analyst ID.....: 002260	
		Instrument ID..: I8		MDL.....: 0.0041		
Chromium	**0.42 B,J**	**2.0**	**ug/L**	**SW846 6020**	**08/13-08/19/08**	**KTQJ51CK**
		Dilution Factor: 1		Analysis Time..: 21:53	Analyst ID.....: 002260	
		Instrument ID..: I8		MDL.....: 0.069		
Copper	ND	2.0	ug/L	SW846 6020	08/13-08/19/08	KTQJ51A7
		Dilution Factor: 1		Analysis Time..: 21:53	Analyst ID.....: 002260	
		Instrument ID..: I8		MDL.....: 0.051		
Iron	**9480 J**	**50.0**	**ug/L**	**SW846 6020**	**08/13-08/19/08**	**KTQJ51A8**
		Dilution Factor: 1		Analysis Time..: 21:53	Analyst ID.....: 002260	
		Instrument ID..: I8		MDL.....: 1.1		
Manganese	**380 J**	**1.0**	**ug/L**	**SW846 6020**	**08/13-08/19/08**	**KTQJ51CA**
		Dilution Factor: 1		Analysis Time..: 21:53	Analyst ID.....: 002260	
		Instrument ID..: I8		MDL.....: 0.027		

(Continued on next page)

Tetra Tech NUS, Inc

Client Sample ID: MSA-MW15D-080608

DISSOLVED Metals

Lot-Sample #...: A8H070118-002 Matrix.....: WQ

PARAMETER	RESULT	REPORTING LIMIT	UNITS	METHOD	PREPARATION-ANALYSIS DATE	WORK ORDER #
Molybdenum	**0.52 B**	**2.0**	**ug/L**	**SW846 6020**	**08/13-08/19/08**	**KTQJ51CC**
		Dilution Factor: 1		Analysis Time..: 21:53	Analyst ID.....: 002260	
		Instrument ID..: I8		MDL.....: 0.12		
Nickel	**12.4 J**	**2.0**	**ug/L**	**SW846 6020**	**08/13-08/19/08**	**KTQJ51CD**
		Dilution Factor: 1		Analysis Time..: 21:53	Analyst ID.....: 002260	
		Instrument ID..: I8		MDL.....: 0.053		
Lead	**0.035 B,J**	**1.0**	**ug/L**	**SW846 6020**	**08/13-08/19/08**	**KTQJ51A9**
		Dilution Factor: 1		Analysis Time..: 21:53	Analyst ID.....: 002260	
		Instrument ID..: I8		MDL.....: 0.018		
Antimony	ND	2.0	ug/L	SW846 6020	08/13-08/19/08	KTQJ51A1
		Dilution Factor: 1		Analysis Time..: 21:53	Analyst ID.....: 002260	
		Instrument ID..: I8		MDL.....: 0.035		
Selenium	**0.14 B**	**5.0**	**ug/L**	**SW846 6020**	**08/13-08/19/08**	**KTQJ51CE**
		Dilution Factor: 1		Analysis Time..: 21:53	Analyst ID.....: 002260	
		Instrument ID..: I8		MDL.....: 0.14		
Thallium	ND	1.0	ug/L	SW846 6020	08/13-08/19/08	KTQJ51CG
		Dilution Factor: 1		Analysis Time..: 21:53	Analyst ID.....: 002260	
		Instrument ID..: I8		MDL.....: 0.11		
Vanadium	ND	20.0	ug/L	SW846 6020	08/13-08/19/08	KTQJ51CH
		Dilution Factor: 1		Analysis Time..: 21:53	Analyst ID.....: 002260	
		Instrument ID..: I8		MDL.....: 0.46		
Zinc	**14.2 B,J**	**20.0**	**ug/L**	**SW846 6020**	**08/13-08/19/08**	**KTQJ51CJ**
		Dilution Factor: 1		Analysis Time..: 21:53	Analyst ID.....: 002260	
		Instrument ID..: I8		MDL.....: 0.20		
Mercury	ND	0.20	ug/L	SW846 7470A	08/13-08/15/08	KTQJ51CL
		Dilution Factor: 1		Analysis Time..: 16:57	Analyst ID.....: 001576	
		Instrument ID..: H1		MDL.....: 0.10		

NOTE(S):

B Estimated result. Result is less than RL.

J Method blank contamination. The associated method blank contains the target analyte at a reportable level.

Tetra Tech NUS, Inc

Client Sample ID: MSA-MW15I-080608

DISSOLVED Metals

Lot-Sample #...: A8H070118-005 **Matrix.....:** WQ
Date Sampled...: 08/06/08 13:40 **Date Received..:** 08/07/08

PARAMETER	RESULT	REPORTING LIMIT	UNITS	METHOD	PREPARATION-ANALYSIS DATE	WORK ORDER #
Prep Batch #...: 8225076						
Silver	ND	1.0	ug/L	SW846 6020	08/13-08/19/08	KTQJ81CF
		Dilution Factor: 1		Analysis Time..: 22:18	Analyst ID.....: 002260	
		Instrument ID..: I8		MDL.....: 0.0026		
Arsenic	**7.1**	**5.0**	**ug/L**	**SW846 6020**	**08/13-08/19/08**	**KTQJ81AD**
		Dilution Factor: 1		Analysis Time..: 22:18	Analyst ID.....: 002260	
		Instrument ID..: I8		MDL.....: 0.13		
Barium	**44.8 J**	**1.0**	**ug/L**	**SW846 6020**	**08/13-08/19/08**	**KTQJ81AE**
		Dilution Factor: 1		Analysis Time..: 22:18	Analyst ID.....: 002260	
		Instrument ID..: I8		MDL.....: 0.014		
Beryllium	**0.19 B**	**1.0**	**ug/L**	**SW846 6020**	**08/13-08/19/08**	**KTQJ81AF**
		Dilution Factor: 1		Analysis Time..: 22:18	Analyst ID.....: 002260	
		Instrument ID..: I8		MDL.....: 0.012		
Cadmium	ND	1.0	ug/L	SW846 6020	08/13-08/19/08	KTQJ81AG
		Dilution Factor: 1		Analysis Time..: 22:18	Analyst ID.....: 002260	
		Instrument ID..: I8		MDL.....: 0.0061		
Cobalt	**43.0 J**	**1.0**	**ug/L**	**SW846 6020**	**08/13-08/19/08**	**KTQJ81AH**
		Dilution Factor: 1		Analysis Time..: 22:18	Analyst ID.....: 002260	
		Instrument ID..: I8		MDL.....: 0.0041		
Chromium	**8.6 J**	**2.0**	**ug/L**	**SW846 6020**	**08/13-08/19/08**	**KTQJ81CK**
		Dilution Factor: 1		Analysis Time..: 22:18	Analyst ID.....: 002260	
		Instrument ID..: I8		MDL.....: 0.069		
Copper	ND	2.0	ug/L	SW846 6020	08/13-08/19/08	KTQJ81AJ
		Dilution Factor: 1		Analysis Time..: 22:18	Analyst ID.....: 002260	
		Instrument ID..: I8		MDL.....: 0.051		
Iron	**24400 J**	**50.0**	**ug/L**	**SW846 6020**	**08/13-08/19/08**	**KTQJ81AK**
		Dilution Factor: 1		Analysis Time..: 22:18	Analyst ID.....: 002260	
		Instrument ID..: I8		MDL.....: 1.1		
Manganese	**437 J**	**1.0**	**ug/L**	**SW846 6020**	**08/13-08/19/08**	**KTQJ81CA**
		Dilution Factor: 1		Analysis Time..: 22:18	Analyst ID.....: 002260	
		Instrument ID..: I8		MDL.....: 0.027		

(Continued on next page)

Tetra Tech NUS, Inc

Client Sample ID: MSA-MW15I-080608

DISSOLVED Metals

Lot-Sample #...: A8H070118-005 Matrix.....: WQ

PARAMETER	RESULT	REPORTING LIMIT	UNITS	METHOD	PREPARATION-ANALYSIS DATE	WORK ORDER #
Molybdenum	**0.56 B**	**2.0**	**ug/L**	**SW846 6020**	**08/13-08/19/08**	**KTQJ81CC**
		Dilution Factor: 1		Analysis Time..: 22:18	Analyst ID.....: 002260	
		Instrument ID..: I8		MDL.....: 0.12		
Nickel	**43.4 J**	**2.0**	**ug/L**	**SW846 6020**	**08/13-08/19/08**	**KTQJ81CD**
		Dilution Factor: 1		Analysis Time..: 22:18	Analyst ID.....: 002260	
		Instrument ID..: I8		MDL.....: 0.053		
Lead	ND	1.0	ug/L	SW846 6020	08/13-08/19/08	KTQJ81AL
		Dilution Factor: 1		Analysis Time..: 22:18	Analyst ID.....: 002260	
		Instrument ID..: I8		MDL.....: 0.018		
Antimony	ND	2.0	ug/L	SW846 6020	08/13-08/19/08	KTQJ81AC
		Dilution Factor: 1		Analysis Time..: 22:18	Analyst ID.....: 002260	
		Instrument ID..: I8		MDL.....: 0.035		
Selenium	**0.25 B**	**5.0**	**ug/L**	**SW846 6020**	**08/13-08/19/08**	**KTQJ81CE**
		Dilution Factor: 1		Analysis Time..: 22:18	Analyst ID.....: 002260	
		Instrument ID..: I8		MDL.....: 0.14		
Thallium	ND	1.0	ug/L	SW846 6020	08/13-08/19/08	KTQJ81CG
		Dilution Factor: 1		Analysis Time..: 22:18	Analyst ID.....: 002260	
		Instrument ID..: I8		MDL.....: 0.11		
Vanadium	**5.5 B**	**20.0**	**ug/L**	**SW846 6020**	**08/13-08/19/08**	**KTQJ81CH**
		Dilution Factor: 1		Analysis Time..: 22:18	Analyst ID.....: 002260	
		Instrument ID..: I8		MDL.....: 0.46		
Zinc	**46.4 J**	**20.0**	**ug/L**	**SW846 6020**	**08/13-08/19/08**	**KTQJ81CJ**
		Dilution Factor: 1		Analysis Time..: 22:18	Analyst ID.....: 002260	
		Instrument ID..: I8		MDL.....: 0.20		
Mercury	ND	0.20	ug/L	SW846 7470A	08/13-08/15/08	KTQJ81CL
		Dilution Factor: 1		Analysis Time..: 16:47	Analyst ID.....: 001576	
		Instrument ID..: H1		MDL.....: 0.10		

NOTE(S):

J Method blank contamination. The associated method blank contains the target analyte at a reportable level.

B Estimated result. Result is less than RL.

Tetra Tech NUS, Inc

Client Sample ID: MSA-MW15S-080608

DISSOLVED Metals

Lot-Sample #...: A8H070118-006 Matrix.....: WQ
Date Sampled...: 08/06/08 15:00 Date Received..: 08/07/08

PARAMETER	RESULT	REPORTING LIMIT	UNITS	METHOD	PREPARATION-ANALYSIS DATE	WORK ORDER #
Prep Batch #...: 8225076						
Silver	ND	1.0	ug/L	SW846 6020	08/13-08/19/08	KTQJ91CF
		Dilution Factor: 1		Analysis Time..: 22:26	Analyst ID.....: 002260	
		Instrument ID..: I8		MDL.....: 0.0026		
Arsenic	**4.6 B**	**5.0**	**ug/L**	**SW846 6020**	**08/13-08/19/08**	**KTQJ91AD**
		Dilution Factor: 1		Analysis Time..: 22:26	Analyst ID.....: 002260	
		Instrument ID..: I8		MDL.....: 0.13		
Barium	**21.4 J**	**1.0**	**ug/L**	**SW846 6020**	**08/13-08/19/08**	**KTQJ91AE**
		Dilution Factor: 1		Analysis Time..: 22:26	Analyst ID.....: 002260	
		Instrument ID..: I8		MDL.....: 0.014		
Beryllium	**1.1**	**1.0**	**ug/L**	**SW846 6020**	**08/13-08/19/08**	**KTQJ91AF**
		Dilution Factor: 1		Analysis Time..: 22:26	Analyst ID.....: 002260	
		Instrument ID..: I8		MDL.....: 0.012		
Cadmium	**0.46 B,J**	**1.0**	**ug/L**	**SW846 6020**	**08/13-08/19/08**	**KTQJ91AG**
		Dilution Factor: 1		Analysis Time..: 22:26	Analyst ID.....: 002260	
		Instrument ID..: I8		MDL.....: 0.0061		
Cobalt	**128 J**	**1.0**	**ug/L**	**SW846 6020**	**08/13-08/19/08**	**KTQJ91AH**
		Dilution Factor: 1		Analysis Time..: 22:26	Analyst ID.....: 002260	
		Instrument ID..: I8		MDL.....: 0.0041		
Chromium	**5.7 J**	**2.0**	**ug/L**	**SW846 6020**	**08/13-08/19/08**	**KTQJ91CK**
		Dilution Factor: 1		Analysis Time..: 22:26	Analyst ID.....: 002260	
		Instrument ID..: I8		MDL.....: 0.069		
Copper	**48.6 J**	**2.0**	**ug/L**	**SW846 6020**	**08/13-08/19/08**	**KTQJ91AJ**
		Dilution Factor: 1		Analysis Time..: 22:26	Analyst ID.....: 002260	
		Instrument ID..: I8		MDL.....: 0.051		
Iron	**13800 J**	**50.0**	**ug/L**	**SW846 6020**	**08/13-08/19/08**	**KTQJ91AK**
		Dilution Factor: 1		Analysis Time..: 22:26	Analyst ID.....: 002260	
		Instrument ID..: I8		MDL.....: 1.1		
Manganese	**311 J**	**1.0**	**ug/L**	**SW846 6020**	**08/13-08/19/08**	**KTQJ91CA**
		Dilution Factor: 1		Analysis Time..: 22:26	Analyst ID.....: 002260	
		Instrument ID..: I8		MDL.....: 0.027		

(Continued on next page)

Tetra Tech NUS, Inc

Client Sample ID: MSA-MW15S-080608

DISSOLVED Metals

Lot-Sample #...: A8H070118-006 Matrix.....: WQ

PARAMETER	RESULT	REPORTING LIMIT	UNITS	METHOD	PREPARATION-ANALYSIS DATE	WORK ORDER #
Molybdenum	ND	2.0	ug/L	SW846 6020	08/13-08/19/08	KTQJ91CC
		Dilution Factor: 1		Analysis Time..: 22:26	Analyst ID.....: 002260	
		Instrument ID..: I8		MDL.....: 0.12		
Nickel	**151 J**	**2.0**	**ug/L**	**SW846 6020**	**08/13-08/19/08**	**KTQJ91CD**
		Dilution Factor: 1		Analysis Time..: 22:26	Analyst ID.....: 002260	
		Instrument ID..: I8		MDL.....: 0.053		
Lead	**0.86 B,J**	**1.0**	**ug/L**	**SW846 6020**	**08/13-08/19/08**	**KTQJ91AL**
		Dilution Factor: 1		Analysis Time..: 22:26	Analyst ID.....: 002260	
		Instrument ID..: I8		MDL.....: 0.018		
Antimony	ND	2.0	ug/L	SW846 6020	08/13-08/19/08	KTQJ91AC
		Dilution Factor: 1		Analysis Time..: 22:26	Analyst ID.....: 002260	
		Instrument ID..: I8		MDL.....: 0.035		
Selenium	**3.6 B**	**5.0**	**ug/L**	**SW846 6020**	**08/13-08/19/08**	**KTQJ91CE**
		Dilution Factor: 1		Analysis Time..: 22:26	Analyst ID.....: 002260	
		Instrument ID..: I8		MDL.....: 0.14		
Thallium	ND	1.0	ug/L	SW846 6020	08/13-08/19/08	KTQJ91CG
		Dilution Factor: 1		Analysis Time..: 22:26	Analyst ID.....: 002260	
		Instrument ID..: I8		MDL.....: 0.11		
Vanadium	**2.8 B**	**20.0**	**ug/L**	**SW846 6020**	**08/13-08/19/08**	**KTQJ91CH**
		Dilution Factor: 1		Analysis Time..: 22:26	Analyst ID.....: 002260	
		Instrument ID..: I8		MDL.....: 0.46		
Zinc	**131 J**	**20.0**	**ug/L**	**SW846 6020**	**08/13-08/19/08**	**KTQJ91CJ**
		Dilution Factor: 1		Analysis Time..: 22:26	Analyst ID.....: 002260	
		Instrument ID..: I8		MDL.....: 0.20		
Mercury	ND	0.20	ug/L	SW846 7470A	08/13-08/15/08	KTQJ91CL
		Dilution Factor: 1		Analysis Time..: 16:40	Analyst ID.....: 001576	
		Instrument ID..: H1		MDL.....: 0.10		

NOTE(S):

B Estimated result. Result is less than RL.

J Method blank contamination. The associated method blank contains the target analyte at a reportable level.

Tetra Tech NUS, Inc

Client Sample ID: MSA-MW19D-080708

DISSOLVED Metals

Lot-Sample #...: A8H080117-005 **Matrix.....:** WG
Date Sampled...: 08/07/08 14:14 **Date Received..:** 08/08/08

PARAMETER	RESULT	REPORTING LIMIT	UNITS	METHOD	PREPARATION-ANALYSIS DATE	WORK ORDER #
Prep Batch #...: 8228024						
Silver	ND	1.0	ug/L	SW846 6020	08/15-08/20/08	KTTHT1CF
		Dilution Factor: 1		Analysis Time..: 14:07	Analyst ID.....: 002260	
		Instrument ID..: I8		MDL.....: 0.0026		
Arsenic	**1.1 B**	**5.0**	**ug/L**	**SW846 6020**	**08/15-08/20/08**	**KTTHT1AD**
		Dilution Factor: 1		Analysis Time..: 14:07	Analyst ID.....: 002260	
		Instrument ID..: I8		MDL.....: 0.13		
Barium	**102 J**	**1.0**	**ug/L**	**SW846 6020**	**08/15-08/20/08**	**KTTHT1AE**
		Dilution Factor: 1		Analysis Time..: 14:07	Analyst ID.....: 002260	
		Instrument ID..: I8		MDL.....: 0.014		
Beryllium	**1.6**	**1.0**	**ug/L**	**SW846 6020**	**08/15-08/20/08**	**KTTHT1AF**
		Dilution Factor: 1		Analysis Time..: 14:07	Analyst ID.....: 002260	
		Instrument ID..: I8		MDL.....: 0.012		
Cadmium	**0.010 B,J**	**1.0**	**ug/L**	**SW846 6020**	**08/15-08/20/08**	**KTTHT1AG**
		Dilution Factor: 1		Analysis Time..: 14:07	Analyst ID.....: 002260	
		Instrument ID..: I8		MDL.....: 0.0061		
Cobalt	**77.5 J**	**1.0**	**ug/L**	**SW846 6020**	**08/15-08/20/08**	**KTTHT1AH**
		Dilution Factor: 1		Analysis Time..: 14:07	Analyst ID.....: 002260	
		Instrument ID..: I8		MDL.....: 0.0041		
Chromium	**9.1 J**	**2.0**	**ug/L**	**SW846 6020**	**08/15-08/20/08**	**KTTHT1CK**
		Dilution Factor: 1		Analysis Time..: 14:07	Analyst ID.....: 002260	
		Instrument ID..: I8		MDL.....: 0.069		
Copper	ND	2.0	ug/L	SW846 6020	08/15-08/20/08	KTTHT1AJ
		Dilution Factor: 1		Analysis Time..: 14:07	Analyst ID.....: 002260	
		Instrument ID..: I8		MDL.....: 0.051		
Iron	**24300 J**	**50.0**	**ug/L**	**SW846 6020**	**08/15-08/20/08**	**KTTHT1AK**
		Dilution Factor: 1		Analysis Time..: 14:07	Analyst ID.....: 002260	
		Instrument ID..: I8		MDL.....: 1.1		
Manganese	**3120 J**	**1.0**	**ug/L**	**SW846 6020**	**08/15-08/20/08**	**KTTHT1CA**
		Dilution Factor: 1		Analysis Time..: 14:07	Analyst ID.....: 002260	
		Instrument ID..: I8		MDL.....: 0.027		

(Continued on next page)

Tetra Tech NUS, Inc

Client Sample ID: MSA-MW19D-080708

DISSOLVED Metals

Lot-Sample #...: A8H080117-005 **Matrix.....:** WG

PARAMETER	RESULT	REPORTING LIMIT	UNITS	METHOD	PREPARATION-ANALYSIS DATE	WORK ORDER #
Molybdenum	ND	2.0	ug/L	SW846 6020	08/15-08/20/08	KTTHT1CC
		Dilution Factor: 1		Analysis Time..: 14:07	Analyst ID.....: 002260	
		Instrument ID..: I8		MDL.....: 0.12		
Nickel	**33.8 J**	**2.0**	**ug/L**	**SW846 6020**	**08/15-08/20/08**	**KTTHT1CD**
		Dilution Factor: 1		Analysis Time..: 14:07	Analyst ID.....: 002260	
		Instrument ID..: I8		MDL.....: 0.053		
Lead	**0.030 B,J**	**1.0**	**ug/L**	**SW846 6020**	**08/15-08/20/08**	**KTTHT1AL**
		Dilution Factor: 1		Analysis Time..: 14:07	Analyst ID.....: 002260	
		Instrument ID..: I8		MDL.....: 0.018		
Antimony	**0.056 B**	**2.0**	**ug/L**	**SW846 6020**	**08/15-08/20/08**	**KTTHT1AC**
		Dilution Factor: 1		Analysis Time..: 14:07	Analyst ID.....: 002260	
		Instrument ID..: I8		MDL.....: 0.035		
Selenium	**0.25 B**	**5.0**	**ug/L**	**SW846 6020**	**08/15-08/20/08**	**KTTHT1CE**
		Dilution Factor: 1		Analysis Time..: 14:07	Analyst ID.....: 002260	
		Instrument ID..: I8		MDL.....: 0.14		
Thallium	ND	1.0	ug/L	SW846 6020	08/15-08/20/08	KTTHT1CG
		Dilution Factor: 1		Analysis Time..: 14:07	Analyst ID.....: 002260	
		Instrument ID..: I8		MDL.....: 0.11		
Vanadium	**1.3 B,J**	**20.0**	**ug/L**	**SW846 6020**	**08/15-08/20/08**	**KTTHT1CH**
		Dilution Factor: 1		Analysis Time..: 14:07	Analyst ID.....: 002260	
		Instrument ID..: I8		MDL.....: 0.46		
Zinc	**74.3 J**	**20.0**	**ug/L**	**SW846 6020**	**08/15-08/20/08**	**KTTHT1CJ**
		Dilution Factor: 1		Analysis Time..: 14:07	Analyst ID.....: 002260	
		Instrument ID..: I8		MDL.....: 0.20		
Mercury	ND	0.20	ug/L	SW846 7470A	08/15/08	KTTHT1CL
		Dilution Factor: 1		Analysis Time..: 17:26	Analyst ID.....: 001576	
		Instrument ID..: H1		MDL.....: 0.10		

NOTE(S):

B Estimated result. Result is less than RL.

J Method blank contamination. The associated method blank contains the target analyte at a reportable level.

Tetra Tech NUS, Inc

Client Sample ID: MSA-MW19I-080708

DISSOLVED Metals

Lot-Sample #...: A8H080117-003
Date Sampled...: 08/07/08 11:46 Date Received..: 08/08/08
Matrix.....: WG

PARAMETER	RESULT	REPORTING LIMIT	UNITS	METHOD	PREPARATION-ANALYSIS DATE	WORK ORDER #
Prep Batch #...: 8228024						
Silver	ND	1.0 Dilution Factor: 1 Instrument ID..: I8	ug/L	SW846 6020 Analysis Time..: 13:40 MDL.....: 0.0026	08/15-08/20/08 Analyst ID.....: 002260	KTTHQ1CF
Arsenic	**4.5 B**	**5.0** Dilution Factor: 1 Instrument ID..: I8	**ug/L**	**SW846 6020** Analysis Time..: 13:40 MDL.....: 0.13	**08/15-08/20/08** Analyst ID.....: 002260	**KTTHQ1AD**
Barium	**63.6 J**	**1.0** Dilution Factor: 1 Instrument ID..: I8	**ug/L**	**SW846 6020** Analysis Time..: 13:40 MDL.....: 0.014	**08/15-08/20/08** Analyst ID.....: 002260	**KTTHQ1AE**
Beryllium	**0.90 B**	**1.0** Dilution Factor: 1 Instrument ID..: I8	**ug/L**	**SW846 6020** Analysis Time..: 13:40 MDL.....: 0.012	**08/15-08/20/08** Analyst ID.....: 002260	**KTTHQ1AF**
Cadmium	**0.048 B,J**	**1.0** Dilution Factor: 1 Instrument ID..: I8	**ug/L**	**SW846 6020** Analysis Time..: 13:40 MDL.....: 0.0061	**08/15-08/20/08** Analyst ID.....: 002260	**KTTHQ1AG**
Cobalt	**63.6 J**	**1.0** Dilution Factor: 1 Instrument ID..: I8	**ug/L**	**SW846 6020** Analysis Time..: 13:40 MDL.....: 0.0041	**08/15-08/20/08** Analyst ID.....: 002260	**KTTHQ1AH**
Chromium	**2.2 J**	**2.0** Dilution Factor: 1 Instrument ID..: I8	**ug/L**	**SW846 6020** Analysis Time..: 13:40 MDL.....: 0.069	**08/15-08/20/08** Analyst ID.....: 002260	**KTTHQ1CK**
Copper	ND	2.0 Dilution Factor: 1 Instrument ID..: I8	ug/L	SW846 6020 Analysis Time..: 13:40 MDL.....: 0.051	08/15-08/20/08 Analyst ID.....: 002260	KTTHQ1AJ
Iron	**51700 J**	**50.0** Dilution Factor: 1 Instrument ID..: I8	**ug/L**	**SW846 6020** Analysis Time..: 13:40 MDL.....: 1.1	**08/15-08/20/08** Analyst ID.....: 002260	**KTTHQ1AK**
Manganese	**2810 J**	**1.0** Dilution Factor: 1 Instrument ID..: I8	**ug/L**	**SW846 6020** Analysis Time..: 15:42 MDL.....: 0.027	**08/15-08/21/08** Analyst ID.....: 002260	**KTTHQ1CA**

(Continued on next page)

Tetra Tech NUS, Inc

Client Sample ID: MSA-MW19I-080708

DISSOLVED Metals

Lot-Sample #...: A8H080117-003 Matrix.....: WG

PARAMETER	RESULT	REPORTING LIMIT	UNITS	METHOD	PREPARATION-ANALYSIS DATE	WORK ORDER #
Molybdenum	**0.27 B**	**2.0**	**ug/L**	**SW846 6020**	**08/15-08/20/08**	**KTTHQ1CC**
		Dilution Factor: 1		Analysis Time..: 13:40	Analyst ID.....: 002260	
		Instrument ID..: I8		MDL.....: 0.12		
Nickel	**41.8 J**	**2.0**	**ug/L**	**SW846 6020**	**08/15-08/20/08**	**KTTHQ1CD**
		Dilution Factor: 1		Analysis Time..: 13:40	Analyst ID.....: 002260	
		Instrument ID..: I8		MDL.....: 0.053		
Lead	**0.037 B,J**	**1.0**	**ug/L**	**SW846 6020**	**08/15-08/20/08**	**KTTHQ1AL**
		Dilution Factor: 1		Analysis Time..: 13:40	Analyst ID.....: 002260	
		Instrument ID..: I8		MDL.....: 0.018		
Antimony	**0.096 B**	**2.0**	**ug/L**	**SW846 6020**	**08/15-08/20/08**	**KTTHQ1AC**
		Dilution Factor: 1		Analysis Time..: 13:40	Analyst ID.....: 002260	
		Instrument ID..: I8		MDL.....: 0.035		
Selenium	**3.0 B**	**5.0**	**ug/L**	**SW846 6020**	**08/15-08/20/08**	**KTTHQ1CE**
		Dilution Factor: 1		Analysis Time..: 13:40	Analyst ID.....: 002260	
		Instrument ID..: I8		MDL.....: 0.14		
Thallium	ND	1.0	ug/L	SW846 6020	08/15-08/20/08	KTTHQ1CG
		Dilution Factor: 1		Analysis Time..: 13:40	Analyst ID.....: 002260	
		Instrument ID..: I8		MDL.....: 0.11		
Vanadium	**1.9 B,J**	**20.0**	**ug/L**	**SW846 6020**	**08/15-08/20/08**	**KTTHQ1CH**
		Dilution Factor: 1		Analysis Time..: 13:40	Analyst ID.....: 002260	
		Instrument ID..: I8		MDL.....: 0.46		
Zinc	**99.8 J**	**20.0**	**ug/L**	**SW846 6020**	**08/15-08/20/08**	**KTTHQ1CJ**
		Dilution Factor: 1		Analysis Time..: 13:40	Analyst ID.....: 002260	
		Instrument ID..: I8		MDL.....: 0.20		
Mercury	ND	0.20	ug/L	SW846 7470A	08/15/08	KTTHQ1CL
		Dilution Factor: 1		Analysis Time..: 17:17	Analyst ID.....: 001576	
		Instrument ID..: H1		MDL.....: 0.10		

NOTE(S):

B Estimated result. Result is less than RL.

J Method blank contamination. The associated method blank contains the target analyte at a reportable level.

Tetra Tech NUS, Inc

Client Sample ID: MSA-MW20D-080608

DISSOLVED Metals

Lot-Sample #...: A8H070118-007 Matrix.....: WQ
Date Sampled...: 08/06/08 15:07 Date Received..: 08/07/08

PARAMETER	RESULT	REPORTING LIMIT	UNITS	METHOD	PREPARATION-ANALYSIS DATE	WORK ORDER #
Prep Batch #...: 8225076						
Silver	0.0030 B	1.0	ug/L	SW846 6020	08/13-08/19/08	KTQKA1CF
		Dilution Factor: 1		Analysis Time..: 22:44	Analyst ID.....: 002260	
		Instrument ID..: I8		MDL.....: 0.0026		
Arsenic	1.2 B	5.0	ug/L	SW846 6020	08/13-08/19/08	KTQKA1AD
		Dilution Factor: 1		Analysis Time..: 22:44	Analyst ID.....: 002260	
		Instrument ID..: I8		MDL.....: 0.13		
Barium	134 J	1.0	ug/L	SW846 6020	08/13-08/19/08	KTQKA1AE
		Dilution Factor: 1		Analysis Time..: 22:44	Analyst ID.....: 002260	
		Instrument ID..: I8		MDL.....: 0.014		
Beryllium	1.1	1.0	ug/L	SW846 6020	08/13-08/19/08	KTQKA1AF
		Dilution Factor: 1		Analysis Time..: 22:44	Analyst ID.....: 002260	
		Instrument ID..: I8		MDL.....: 0.012		
Cadmium	0.32 B,J	1.0	ug/L	SW846 6020	08/13-08/19/08	KTQKA1AG
		Dilution Factor: 1		Analysis Time..: 22:44	Analyst ID.....: 002260	
		Instrument ID..: I8		MDL.....: 0.0061		
Cobalt	68.2 J	1.0	ug/L	SW846 6020	08/13-08/19/08	KTQKA1AH
		Dilution Factor: 1		Analysis Time..: 22:44	Analyst ID.....: 002260	
		Instrument ID..: I8		MDL.....: 0.0041		
Chromium	10 J	2.0	ug/L	SW846 6020	08/13-08/19/08	KTQKA1CK
		Dilution Factor: 1		Analysis Time..: 22:44	Analyst ID.....: 002260	
		Instrument ID..: I8		MDL.....: 0.069		
Copper	ND	2.0	ug/L	SW846 6020	08/13-08/19/08	KTQKA1AJ
		Dilution Factor: 1		Analysis Time..: 22:44	Analyst ID.....: 002260	
		Instrument ID..: I8		MDL.....: 0.051		
Iron	2480 J	50.0	ug/L	SW846 6020	08/13-08/19/08	KTQKA1AK
		Dilution Factor: 1		Analysis Time..: 22:44	Analyst ID.....: 002260	
		Instrument ID..: I8		MDL.....: 1.1		
Manganese	1060 J	1.0	ug/L	SW846 6020	08/13-08/19/08	KTQKA1CA
		Dilution Factor: 1		Analysis Time..: 22:44	Analyst ID.....: 002260	
		Instrument ID..: I8		MDL.....: 0.027		

(Continued on next page)

Tetra Tech NUS, Inc

Client Sample ID: MSA-MW20D-080608

DISSOLVED Metals

Lot-Sample #...: A8H070118-007 **Matrix.....:** WQ

PARAMETER	RESULT	REPORTING LIMIT	UNITS	METHOD	PREPARATION-ANALYSIS DATE	WORK ORDER #
Molybdenum	ND	2.0	ug/L	SW846 6020	08/13-08/19/08	KTQKA1CC
		Dilution Factor: 1		Analysis Time..: 22:44	Analyst ID.....: 002260	
		Instrument ID..: I8		MDL.....: 0.12		
Nickel	**45.9 J**	**2.0**	**ug/L**	**SW846 6020**	**08/13-08/19/08**	**KTQKA1CD**
		Dilution Factor: 1		Analysis Time..: 22:44	Analyst ID.....: 002260	
		Instrument ID..: I8		MDL.....: 0.053		
Lead	ND	1.0	ug/L	SW846 6020	08/13-08/19/08	KTQKA1AL
		Dilution Factor: 1		Analysis Time..: 22:44	Analyst ID.....: 002260	
		Instrument ID..: I8		MDL.....: 0.018		
Antimony	ND	2.0	ug/L	SW846 6020	08/13-08/19/08	KTQKA1AC
		Dilution Factor: 1		Analysis Time..: 22:44	Analyst ID.....: 002260	
		Instrument ID..: I8		MDL.....: 0.035		
Selenium	**0.83 B**	**5.0**	**ug/L**	**SW846 6020**	**08/13-08/19/08**	**KTQKA1CE**
		Dilution Factor: 1		Analysis Time..: 22:44	Analyst ID.....: 002260	
		Instrument ID..: I8		MDL.....: 0.14		
Thallium	ND	1.0	ug/L	SW846 6020	08/13-08/19/08	KTQKA1CG
		Dilution Factor: 1		Analysis Time..: 22:44	Analyst ID.....: 002260	
		Instrument ID..: I8		MDL.....: 0.11		
Vanadium	ND	20.0	ug/L	SW846 6020	08/13-08/19/08	KTQKA1CH
		Dilution Factor: 1		Analysis Time..: 22:44	Analyst ID.....: 002260	
		Instrument ID..: I8		MDL.....: 0.46		
Zinc	**73.6 J**	**20.0**	**ug/L**	**SW846 6020**	**08/13-08/19/08**	**KTQKA1CJ**
		Dilution Factor: 1		Analysis Time..: 22:44	Analyst ID.....: 002260	
		Instrument ID..: I8		MDL.....: 0.20		
Mercury	ND	0.20	ug/L	SW846 7470A	08/13-08/15/08	KTQKA1CL
		Dilution Factor: 1		Analysis Time..: 16:55	Analyst ID.....: 001576	
		Instrument ID..: H1		MDL.....: 0.10		

NOTE(S):

B Estimated result. Result is less than RL.

J Method blank contamination. The associated method blank contains the target analyte at a reportable level.

Tetra Tech NUS, Inc

Client Sample ID: MSA-MW20I-080608

DISSOLVED Metals

Lot-Sample #...: A8H070118-004 **Matrix.....:** WQ
Date Sampled...: 08/06/08 12:32 **Date Received..:** 08/07/08

PARAMETER	RESULT	REPORTING LIMIT	UNITS	METHOD	PREPARATION-ANALYSIS DATE	WORK ORDER #
Prep Batch #...: 8225076						
Silver	ND	1.0	ug/L	SW846 6020	08/13-08/19/08	KTQJ71CF
		Dilution Factor: 1		Analysis Time..: 22:10	Analyst ID.....: 002260	
		Instrument ID..: I8		MDL.....: 0.0026		
Arsenic	**2.0 B**	**5.0**	**ug/L**	**SW846 6020**	**08/13-08/19/08**	**KTQJ71AD**
		Dilution Factor: 1		Analysis Time..: 22:10	Analyst ID.....: 002260	
		Instrument ID..: I8		MDL.....: 0.13		
Barium	**21.3 J**	**1.0**	**ug/L**	**SW846 6020**	**08/13-08/19/08**	**KTQJ71AE**
		Dilution Factor: 1		Analysis Time..: 22:10	Analyst ID.....: 002260	
		Instrument ID..: I8		MDL.....: 0.014		
Beryllium	ND	1.0	ug/L	SW846 6020	08/13-08/19/08	KTQJ71AF
		Dilution Factor: 1		Analysis Time..: 22:10	Analyst ID.....: 002260	
		Instrument ID..: I8		MDL.....: 0.012		
Cadmium	ND	1.0	ug/L	SW846 6020	08/13-08/19/08	KTQJ71AG
		Dilution Factor: 1		Analysis Time..: 22:10	Analyst ID.....: 002260	
		Instrument ID..: I8		MDL.....: 0.0061		
Cobalt	**5.4 J**	**1.0**	**ug/L**	**SW846 6020**	**08/13-08/19/08**	**KTQJ71AH**
		Dilution Factor: 1		Analysis Time..: 22:10	Analyst ID.....: 002260	
		Instrument ID..: I8		MDL.....: 0.0041		
Chromium	**0.35 B,J**	**2.0**	**ug/L**	**SW846 6020**	**08/13-08/19/08**	**KTQJ71CK**
		Dilution Factor: 1		Analysis Time..: 22:10	Analyst ID.....: 002260	
		Instrument ID..: I8		MDL.....: 0.069		
Copper	ND	2.0	ug/L	SW846 6020	08/13-08/19/08	KTQJ71AJ
		Dilution Factor: 1		Analysis Time..: 22:10	Analyst ID.....: 002260	
		Instrument ID..: I8		MDL.....: 0.051		
Iron	**37400 J**	**50.0**	**ug/L**	**SW846 6020**	**08/13-08/19/08**	**KTQJ71AK**
		Dilution Factor: 1		Analysis Time..: 22:10	Analyst ID.....: 002260	
		Instrument ID..: I8		MDL.....: 1.1		
Manganese	**2010 J**	**1.0**	**ug/L**	**SW846 6020**	**08/13-08/19/08**	**KTQJ71CA**
		Dilution Factor: 1		Analysis Time..: 22:10	Analyst ID.....: 002260	
		Instrument ID..: I8		MDL.....: 0.027		

(Continued on next page)

Tetra Tech NUS, Inc

Client Sample ID: MSA-MW20I-080608

DISSOLVED Metals

Lot-Sample #...: A8H070118-004 **Matrix.....:** WQ

PARAMETER	RESULT	REPORTING LIMIT	UNITS	METHOD	PREPARATION-ANALYSIS DATE	WORK ORDER #
Molybdenum	ND	2.0	ug/L	SW846 6020	08/13-08/19/08	KTQJ71CC
		Dilution Factor: 1		Analysis Time..: 22:10	Analyst ID.....: 002260	
		Instrument ID..: I8		MDL.....: 0.12		
Nickel	**1.1 B,J**	**2.0**	**ug/L**	**SW846 6020**	**08/13-08/19/08**	**KTQJ71CD**
		Dilution Factor: 1		Analysis Time..: 22:10	Analyst ID.....: 002260	
		Instrument ID..: I8		MDL.....: 0.053		
Lead	ND	1.0	ug/L	SW846 6020	08/13-08/19/08	KTQJ71AL
		Dilution Factor: 1		Analysis Time..: 22:10	Analyst ID.....: 002260	
		Instrument ID..: I8		MDL.....: 0.018		
Antimony	ND	2.0	ug/L	SW846 6020	08/13-08/19/08	KTQJ71AC
		Dilution Factor: 1		Analysis Time..: 22:10	Analyst ID.....: 002260	
		Instrument ID..: I8		MDL.....: 0.035		
Selenium	**0.39 B**	**5.0**	**ug/L**	**SW846 6020**	**08/13-08/19/08**	**KTQJ71CE**
		Dilution Factor: 1		Analysis Time..: 22:10	Analyst ID.....: 002260	
		Instrument ID..: I8		MDL.....: 0.14		
Thallium	ND	1.0	ug/L	SW846 6020	08/13-08/19/08	KTQJ71CG
		Dilution Factor: 1		Analysis Time..: 22:10	Analyst ID.....: 002260	
		Instrument ID..: I8		MDL.....: 0.11		
Vanadium	ND	20.0	ug/L	SW846 6020	08/13-08/19/08	KTQJ71CH
		Dilution Factor: 1		Analysis Time..: 22:10	Analyst ID.....: 002260	
		Instrument ID..: I8		MDL.....: 0.46		
Zinc	**4.1 B,J**	**20.0**	**ug/L**	**SW846 6020**	**08/13-08/19/08**	**KTQJ71CJ**
		Dilution Factor: 1		Analysis Time..: 22:10	Analyst ID.....: 002260	
		Instrument ID..: I8		MDL.....: 0.20		
Mercury	ND	0.20	ug/L	SW846 7470A	08/13-08/15/08	KTQJ71CL
		Dilution Factor: 1		Analysis Time..: 16:50	Analyst ID.....: 001576	
		Instrument ID..: H1		MDL.....: 0.10		

NOTE(S):

B Estimated result. Result is less than RL.

J Method blank contamination. The associated method blank contains the target analyte at a reportable level.

Tetra Tech NUS, Inc

Client Sample ID: MSA-MW20S-080608

DISSOLVED Metals

Lot-Sample #...: A8H070118-003 Matrix.....: WQ
Date Sampled...: 08/06/08 11:15 Date Received..: 08/07/08

PARAMETER	RESULT	REPORTING LIMIT	UNITS	METHOD	PREPARATION-ANALYSIS DATE	WORK ORDER #
Prep Batch #...: 8225076						
Silver	0.0030 B	1.0	ug/L	SW846 6020	08/13-08/19/08	KTQJ61CF
		Dilution Factor: 1		Analysis Time..: 22:01	Analyst ID.....: 002260	
		Instrument ID..: I8		MDL.....: 0.0026		
Arsenic	8.3	5.0	ug/L	SW846 6020	08/13-08/19/08	KTQJ61AD
		Dilution Factor: 1		Analysis Time..: 22:01	Analyst ID.....: 002260	
		Instrument ID..: I8		MDL.....: 0.13		
Barium	22.3 J	1.0	ug/L	SW846 6020	08/13-08/19/08	KTQJ61AE
		Dilution Factor: 1		Analysis Time..: 22:01	Analyst ID.....: 002260	
		Instrument ID..: I8		MDL.....: 0.014		
Beryllium	0.18 B	1.0	ug/L	SW846 6020	08/13-08/19/08	KTQJ61AF
		Dilution Factor: 1		Analysis Time..: 22:01	Analyst ID.....: 002260	
		Instrument ID..: I8		MDL.....: 0.012		
Cadmium	ND	1.0	ug/L	SW846 6020	08/13-08/19/08	KTQJ61AG
		Dilution Factor: 1		Analysis Time..: 22:01	Analyst ID.....: 002260	
		Instrument ID..: I8		MDL.....: 0.0061		
Cobalt	3.3 J	1.0	ug/L	SW846 6020	08/13-08/19/08	KTQJ61AH
		Dilution Factor: 1		Analysis Time..: 22:01	Analyst ID.....: 002260	
		Instrument ID..: I8		MDL.....: 0.0041		
Chromium	1.8 B,J	2.0	ug/L	SW846 6020	08/13-08/19/08	KTQJ61CK
		Dilution Factor: 1		Analysis Time..: 22:01	Analyst ID.....: 002260	
		Instrument ID..: I8		MDL.....: 0.069		
Copper	ND	2.0	ug/L	SW846 6020	08/13-08/19/08	KTQJ61AJ
		Dilution Factor: 1		Analysis Time..: 22:01	Analyst ID.....: 002260	
		Instrument ID..: I8		MDL.....: 0.051		
Iron	130000 J	50.0	ug/L	SW846 6020	08/13-08/19/08	KTQJ61AK
		Dilution Factor: 1		Analysis Time..: 22:01	Analyst ID.....: 002260	
		Instrument ID..: I8		MDL.....: 1.1		
Manganese	4170 J	1.0	ug/L	SW846 6020	08/13-08/19/08	KTQJ61CA
		Dilution Factor: 1		Analysis Time..: 22:01	Analyst ID.....: 002260	
		Instrument ID..: I8		MDL.....: 0.027		

(Continued on next page)

Tetra Tech NUS, Inc

Client Sample ID: MSA-MW20S-080608

DISSOLVED Metals

Lot-Sample #...: A8H070118-003 Matrix.....: WQ

PARAMETER	RESULT	REPORTING LIMIT	UNITS	METHOD	PREPARATION-ANALYSIS DATE	WORK ORDER #
Molybdenum	ND	2.0	ug/L	SW846 6020	08/13-08/19/08	KTQJ61CC
		Dilution Factor: 1		Analysis Time..: 22:01	Analyst ID.....: 002260	
		Instrument ID..: I8		MDL.....: 0.12		
Nickel	**1.1 B,J**	**2.0**	**ug/L**	**SW846 6020**	**08/13-08/19/08**	**KTQJ61CD**
		Dilution Factor: 1		Analysis Time..: 22:01	Analyst ID.....: 002260	
		Instrument ID..: I8		MDL.....: 0.053		
Lead	**0.025 B,J**	**1.0**	**ug/L**	**SW846 6020**	**08/13-08/19/08**	**KTQJ61AL**
		Dilution Factor: 1		Analysis Time..: 22:01	Analyst ID.....: 002260	
		Instrument ID..: I8		MDL.....: 0.018		
Antimony	ND	2.0	ug/L	SW846 6020	08/13-08/19/08	KTQJ61AC
		Dilution Factor: 1		Analysis Time..: 22:01	Analyst ID.....: 002260	
		Instrument ID..: I8		MDL.....: 0.035		
Selenium	**2.3 B**	**5.0**	**ug/L**	**SW846 6020**	**08/13-08/19/08**	**KTQJ61CE**
		Dilution Factor: 1		Analysis Time..: 22:01	Analyst ID.....: 002260	
		Instrument ID..: I8		MDL.....: 0.14		
Thallium	ND	1.0	ug/L	SW846 6020	08/13-08/19/08	KTQJ61CG
		Dilution Factor: 1		Analysis Time..: 22:01	Analyst ID.....: 002260	
		Instrument ID..: I8		MDL.....: 0.11		
Vanadium	**0.86 B**	**20.0**	**ug/L**	**SW846 6020**	**08/13-08/19/08**	**KTQJ61CH**
		Dilution Factor: 1		Analysis Time..: 22:01	Analyst ID.....: 002260	
		Instrument ID..: I8		MDL.....: 0.46		
Zinc	**2.8 B,J**	**20.0**	**ug/L**	**SW846 6020**	**08/13-08/19/08**	**KTQJ61CJ**
		Dilution Factor: 1		Analysis Time..: 22:01	Analyst ID.....: 002260	
		Instrument ID..: I8		MDL.....: 0.20		
Mercury	ND	0.20	ug/L	SW846 7470A	08/13-08/15/08	KTQJ61CL
		Dilution Factor: 1		Analysis Time..: 16:42	Analyst ID.....: 001576	
		Instrument ID..: H1		MDL.....: 0.10		

NOTE(S):

B Estimated result. Result is less than RL.

J Method blank contamination. The associated method blank contains the target analyte at a reportable level.

Tetra Tech NUS, Inc

Client Sample ID: MSA-MW26D-080708

DISSOLVED Metals

Lot-Sample #...: A8H080117-004 **Matrix.....:** WG
Date Sampled...: 08/07/08 12:55 **Date Received..:** 08/08/08

PARAMETER	RESULT	REPORTING LIMIT	UNITS	METHOD	PREPARATION-ANALYSIS DATE	WORK ORDER #
Prep Batch #...: 8228024						
Silver	ND	1.0	ug/L	SW846 6020	08/15-08/21/08	KTTHR1CF
		Dilution Factor: 1		Analysis Time..: 15:50	Analyst ID.....: 002260	
		Instrument ID..: I8		MDL.....: 0.0026		
Arsenic	**7.3**	**5.0**	**ug/L**	**SW846 6020**	**08/15-08/21/08**	**KTTHR1AD**
		Dilution Factor: 1		Analysis Time..: 15:50	Analyst ID.....: 002260	
		Instrument ID..: I8		MDL.....: 0.13		
Barium	**13.5 J**	**1.0**	**ug/L**	**SW846 6020**	**08/15-08/21/08**	**KTTHR1AE**
		Dilution Factor: 1		Analysis Time..: 15:50	Analyst ID.....: 002260	
		Instrument ID..: I8		MDL.....: 0.014		
Beryllium	ND	1.0	ug/L	SW846 6020	08/15-08/22/08	KTTHR1AF
		Dilution Factor: 1		Analysis Time..: 12:29	Analyst ID.....: 002260	
		Instrument ID..: I8		MDL.....: 0.012		
Cadmium	ND	1.0	ug/L	SW846 6020	08/15-08/21/08	KTTHR1AG
		Dilution Factor: 1		Analysis Time..: 15:50	Analyst ID.....: 002260	
		Instrument ID..: I8		MDL.....: 0.0061		
Cobalt	**1.1 J**	**1.0**	**ug/L**	**SW846 6020**	**08/15-08/21/08**	**KTTHR1AH**
		Dilution Factor: 1		Analysis Time..: 15:50	Analyst ID.....: 002260	
		Instrument ID..: I8		MDL.....: 0.0041		
Chromium	**0.68 B,J**	**2.0**	**ug/L**	**SW846 6020**	**08/15-08/21/08**	**KTTHR1CK**
		Dilution Factor: 1		Analysis Time..: 15:50	Analyst ID.....: 002260	
		Instrument ID..: I8		MDL.....: 0.069		
Copper	**0.17 B,J**	**2.0**	**ug/L**	**SW846 6020**	**08/15-08/21/08**	**KTTHR1AJ**
		Dilution Factor: 1		Analysis Time..: 15:50	Analyst ID.....: 002260	
		Instrument ID..: I8		MDL.....: 0.051		
Iron	**9250 J**	**50.0**	**ug/L**	**SW846 6020**	**08/15-08/21/08**	**KTTHR1AK**
		Dilution Factor: 1		Analysis Time..: 15:50	Analyst ID.....: 002260	
		Instrument ID..: I8		MDL.....: 1.1		
Manganese	**140 J**	**1.0**	**ug/L**	**SW846 6020**	**08/15-08/21/08**	**KTTHR1CA**
		Dilution Factor: 1		Analysis Time..: 15:50	Analyst ID.....: 002260	
		Instrument ID..: I8		MDL.....: 0.027		

(Continued on next page)

Tetra Tech NUS, Inc

Client Sample ID: MSA-MW26D-080708

DISSOLVED Metals

Lot-Sample #...: A8H080117-004 Matrix.....: WG

PARAMETER	RESULT	REPORTING LIMIT	UNITS	METHOD	PREPARATION-ANALYSIS DATE	WORK ORDER #
Molybdenum	ND	2.0	ug/L	SW846 6020	08/15-08/21/08	KTTHR1CC
		Dilution Factor: 1		Analysis Time..: 15:50	Analyst ID.....: 002260	
		Instrument ID..: I8		MDL.....: 0.12		
Nickel	**2.0 J**	**2.0**	**ug/L**	**SW846 6020**	**08/15-08/21/08**	**KTTHR1CD**
		Dilution Factor: 1		Analysis Time..: 15:50	Analyst ID.....: 002260	
		Instrument ID..: I8		MDL.....: 0.053		
Lead	**0.037 B,J**	**1.0**	**ug/L**	**SW846 6020**	**08/15-08/21/08**	**KTTHR1AL**
		Dilution Factor: 1		Analysis Time..: 15:50	Analyst ID.....: 002260	
		Instrument ID..: I8		MDL.....: 0.018		
Antimony	ND	2.0	ug/L	SW846 6020	08/15-08/21/08	KTTHR1AC
		Dilution Factor: 1		Analysis Time..: 15:50	Analyst ID.....: 002260	
		Instrument ID..: I8		MDL.....: 0.035		
Selenium	ND	5.0	ug/L	SW846 6020	08/15-08/21/08	KTTHR1CE
		Dilution Factor: 1		Analysis Time..: 15:50	Analyst ID.....: 002260	
		Instrument ID..: I8		MDL.....: 0.14		
Thallium	ND	1.0	ug/L	SW846 6020	08/15-08/21/08	KTTHR1CG
		Dilution Factor: 1		Analysis Time..: 15:50	Analyst ID.....: 002260	
		Instrument ID..: I8		MDL.....: 0.11		
Vanadium	ND	20.0	ug/L	SW846 6020	08/15-08/21/08	KTTHR1CH
		Dilution Factor: 1		Analysis Time..: 15:50	Analyst ID.....: 002260	
		Instrument ID..: I8		MDL.....: 0.46		
Zinc	**12.2 B,J**	**20.0**	**ug/L**	**SW846 6020**	**08/15-08/21/08**	**KTTHR1CJ**
		Dilution Factor: 1		Analysis Time..: 15:50	Analyst ID.....: 002260	
		Instrument ID..: I8		MDL.....: 0.20		
Mercury	ND	0.20	ug/L	SW846 7470A	08/15/08	KTTHR1CL
		Dilution Factor: 1		Analysis Time..: 17:19	Analyst ID.....: 001576	
		Instrument ID..: H1		MDL.....: 0.10		

NOTE(S):

J Method blank contamination. The associated method blank contains the target analyte at a reportable level.

B Estimated result. Result is less than RL.

Tetra Tech NUS, Inc

Client Sample ID: MSA-MW26I-080708

DISSOLVED Metals

Lot-Sample #...: A8H080117-006 Matrix.....: WG
Date Sampled...: 08/07/08 14:15 Date Received..: 08/08/08

PARAMETER	RESULT	REPORTING LIMIT	UNITS	METHOD	PREPARATION-ANALYSIS DATE	WORK ORDER #
Prep Batch #...: 8228024						
Silver	ND	1.0	ug/L	SW846 6020	08/15-08/20/08	KTTHV1CF
		Dilution Factor: 1		Analysis Time..: 14:15	Analyst ID.....: 002260	
		Instrument ID..: I8		MDL.....: 0.0026		
Arsenic	**3.4 B**	**5.0**	**ug/L**	**SW846 6020**	**08/15-08/20/08**	**KTTHV1AD**
		Dilution Factor: 1		Analysis Time..: 14:15	Analyst ID.....: 002260	
		Instrument ID..: I8		MDL.....: 0.13		
Barium	**133 J**	**1.0**	**ug/L**	**SW846 6020**	**08/15-08/20/08**	**KTTHV1AE**
		Dilution Factor: 1		Analysis Time..: 14:15	Analyst ID.....: 002260	
		Instrument ID..: I8		MDL.....: 0.014		
Beryllium	**0.026 B**	**1.0**	**ug/L**	**SW846 6020**	**08/15-08/20/08**	**KTTHV1AF**
		Dilution Factor: 1		Analysis Time..: 14:15	Analyst ID.....: 002260	
		Instrument ID..: I8		MDL.....: 0.012		
Cadmium	ND	1.0	ug/L	SW846 6020	08/15-08/20/08	KTTHV1AG
		Dilution Factor: 1		Analysis Time..: 14:15	Analyst ID.....: 002260	
		Instrument ID..: I8		MDL.....: 0.0061		
Cobalt	**44.2 J**	**1.0**	**ug/L**	**SW846 6020**	**08/15-08/20/08**	**KTTHV1AH**
		Dilution Factor: 1		Analysis Time..: 14:15	Analyst ID.....: 002260	
		Instrument ID..: I8		MDL.....: 0.0041		
Chromium	**0.62 B,J**	**2.0**	**ug/L**	**SW846 6020**	**08/15-08/20/08**	**KTTHV1CK**
		Dilution Factor: 1		Analysis Time..: 14:15	Analyst ID.....: 002260	
		Instrument ID..: I8		MDL.....: 0.069		
Copper	ND	2.0	ug/L	SW846 6020	08/15-08/20/08	KTTHV1AJ
		Dilution Factor: 1		Analysis Time..: 14:15	Analyst ID.....: 002260	
		Instrument ID..: I8		MDL.....: 0.051		
Iron	**32100 J**	**50.0**	**ug/L**	**SW846 6020**	**08/15-08/20/08**	**KTTHV1AK**
		Dilution Factor: 1		Analysis Time..: 14:15	Analyst ID.....: 002260	
		Instrument ID..: I8		MDL.....: 1.1		
Manganese	**1010 J**	**1.0**	**ug/L**	**SW846 6020**	**08/15-08/20/08**	**KTTHV1CA**
		Dilution Factor: 1		Analysis Time..: 14:15	Analyst ID.....: 002260	
		Instrument ID..: I8		MDL.....: 0.027		

(Continued on next page)

Tetra Tech NUS, Inc

Client Sample ID: MSA-MW26I-080708

DISSOLVED Metals

Lot-Sample #...: A8H080117-006 **Matrix.....:** WG

PARAMETER	RESULT	REPORTING LIMIT	UNITS	METHOD	PREPARATION-ANALYSIS DATE	WORK ORDER #
Molybdenum	**0.13 B**	**2.0**	**ug/L**	**SW846 6020**	**08/15-08/20/08**	**KTTHV1CC**
		Dilution Factor: 1		Analysis Time..: 14:15	Analyst ID.....: 002260	
		Instrument ID..: I8		MDL.....: 0.12		
Nickel	**16.0 J**	**2.0**	**ug/L**	**SW846 6020**	**08/15-08/20/08**	**KTTHV1CD**
		Dilution Factor: 1		Analysis Time..: 14:15	Analyst ID.....: 002260	
		Instrument ID..: I8		MDL.....: 0.053		
Lead	ND	1.0	ug/L	SW846 6020	08/15-08/20/08	KTTHV1AL
		Dilution Factor: 1		Analysis Time..: 14:15	Analyst ID.....: 002260	
		Instrument ID..: I8		MDL.....: 0.018		
Antimony	ND	2.0	ug/L	SW846 6020	08/15-08/20/08	KTTHV1AC
		Dilution Factor: 1		Analysis Time..: 14:15	Analyst ID.....: 002260	
		Instrument ID..: I8		MDL.....: 0.035		
Selenium	**0.17 B**	**5.0**	**ug/L**	**SW846 6020**	**08/15-08/20/08**	**KTTHV1CE**
		Dilution Factor: 1		Analysis Time..: 14:15	Analyst ID.....: 002260	
		Instrument ID..: I8		MDL.....: 0.14		
Thallium	ND	1.0	ug/L	SW846 6020	08/15-08/20/08	KTTHV1CG
		Dilution Factor: 1		Analysis Time..: 14:15	Analyst ID.....: 002260	
		Instrument ID..: I8		MDL.....: 0.11		
Vanadium	**0.60 B,J**	**20.0**	**ug/L**	**SW846 6020**	**08/15-08/20/08**	**KTTHV1CH**
		Dilution Factor: 1		Analysis Time..: 14:15	Analyst ID.....: 002260	
		Instrument ID..: I8		MDL.....: 0.46		
Zinc	**2.6 B,J**	**20.0**	**ug/L**	**SW846 6020**	**08/15-08/20/08**	**KTTHV1CJ**
		Dilution Factor: 1		Analysis Time..: 14:15	Analyst ID.....: 002260	
		Instrument ID..: I8		MDL.....: 0.20		
Mercury	ND	0.20	ug/L	SW846 7470A	08/15/08	KTTHV1CL
		Dilution Factor: 1		Analysis Time..: 17:24	Analyst ID.....: 001576	
		Instrument ID..: H1		MDL.....: 0.10		

NOTE(S):

B Estimated result. Result is less than RL.

J Method blank contamination. The associated method blank contains the target analyte at a reportable level.

Tetra Tech NUS, Inc

Client Sample ID: MSA-MW26S-080708

DISSOLVED Metals

Lot-Sample #...: A8H080117-002 **Matrix.....:** WG
Date Sampled...: 08/07/08 10:45 **Date Received..:** 08/08/08

PARAMETER	RESULT	REPORTING LIMIT	UNITS	METHOD	PREPARATION-ANALYSIS DATE	WORK ORDER #
Prep Batch #...: 8228024						
Silver	ND	1.0	ug/L	SW846 6020	08/15-08/20/08	KTTHP1CF
		Dilution Factor: 1		Analysis Time..: 13:22	Analyst ID.....: 002260	
		Instrument ID..: I8		MDL.....: 0.0026		
Arsenic	**4.8 B**	**5.0**	**ug/L**	**SW846 6020**	**08/15-08/20/08**	**KTTHP1A2**
		Dilution Factor: 1		Analysis Time..: 13:22	Analyst ID.....: 002260	
		Instrument ID..: I8		MDL.....: 0.13		
Barium	**1720 J**	**1.0**	**ug/L**	**SW846 6020**	**08/15-08/20/08**	**KTTHP1A3**
		Dilution Factor: 1		Analysis Time..: 13:22	Analyst ID.....: 002260	
		Instrument ID..: I8		MDL.....: 0.014		
Beryllium	**0.026 B**	**1.0**	**ug/L**	**SW846 6020**	**08/15-08/20/08**	**KTTHP1A4**
		Dilution Factor: 1		Analysis Time..: 13:22	Analyst ID.....: 002260	
		Instrument ID..: I8		MDL.....: 0.012		
Cadmium	ND	1.0	ug/L	SW846 6020	08/15-08/20/08	KTTHP1A5
		Dilution Factor: 1		Analysis Time..: 13:22	Analyst ID.....: 002260	
		Instrument ID..: I8		MDL.....: 0.0061		
Cobalt	**0.90 B,J**	**1.0**	**ug/L**	**SW846 6020**	**08/15-08/20/08**	**KTTHP1A6**
		Dilution Factor: 1		Analysis Time..: 13:22	Analyst ID.....: 002260	
		Instrument ID..: I8		MDL.....: 0.0041		
Chromium	**2.7 J**	**2.0**	**ug/L**	**SW846 6020**	**08/15-08/20/08**	**KTTHP1CK**
		Dilution Factor: 1		Analysis Time..: 13:22	Analyst ID.....: 002260	
		Instrument ID..: I8		MDL.....: 0.069		
Copper	**0.21 B,J**	**2.0**	**ug/L**	**SW846 6020**	**08/15-08/20/08**	**KTTHP1A7**
		Dilution Factor: 1		Analysis Time..: 13:22	Analyst ID.....: 002260	
		Instrument ID..: I8		MDL.....: 0.051		
Iron	**36200 J**	**50.0**	**ug/L**	**SW846 6020**	**08/15-08/20/08**	**KTTHP1A8**
		Dilution Factor: 1		Analysis Time..: 13:22	Analyst ID.....: 002260	
		Instrument ID..: I8		MDL.....: 1.1		
Manganese	**924 J**	**1.0**	**ug/L**	**SW846 6020**	**08/15-08/21/08**	**KTTHP1CA**
		Dilution Factor: 1		Analysis Time..: 15:14	Analyst ID.....: 002260	
		Instrument ID..: I8		MDL.....: 0.027		

(Continued on next page)

Tetra Tech NUS, Inc

Client Sample ID: MSA-MW26S-080708

DISSOLVED Metals

Lot-Sample #...: A8H080117-002 Matrix.....: WG

PARAMETER	RESULT	REPORTING LIMIT	UNITS	METHOD	PREPARATION-ANALYSIS DATE	WORK ORDER #
Molybdenum	**1.1 B**	**2.0**	**ug/L**	**SW846 6020**	**08/15-08/20/08**	**KTTHP1CC**
		Dilution Factor: 1		Analysis Time..: 13:22	Analyst ID.....: 002260	
		Instrument ID..: I8		MDL.....: 0.12		
Nickel	**0.86 B,J**	**2.0**	**ug/L**	**SW846 6020**	**08/15-08/20/08**	**KTTHP1CD**
		Dilution Factor: 1		Analysis Time..: 13:22	Analyst ID.....: 002260	
		Instrument ID..: I8		MDL.....: 0.053		
Lead	**0.028 B,J**	**1.0**	**ug/L**	**SW846 6020**	**08/15-08/20/08**	**KTTHP1A9**
		Dilution Factor: 1		Analysis Time..: 13:22	Analyst ID.....: 002260	
		Instrument ID..: I8		MDL.....: 0.018		
Antimony	**0.20 B**	**2.0**	**ug/L**	**SW846 6020**	**08/15-08/20/08**	**KTTHP1A1**
		Dilution Factor: 1		Analysis Time..: 13:22	Analyst ID.....: 002260	
		Instrument ID..: I8		MDL.....: 0.035		
Selenium	**0.31 B**	**5.0**	**ug/L**	**SW846 6020**	**08/15-08/20/08**	**KTTHP1CE**
		Dilution Factor: 1		Analysis Time..: 13:22	Analyst ID.....: 002260	
		Instrument ID..: I8		MDL.....: 0.14		
Thallium	ND	1.0	ug/L	SW846 6020	08/15-08/20/08	KTTHP1CG
		Dilution Factor: 1		Analysis Time..: 13:22	Analyst ID.....: 002260	
		Instrument ID..: I8		MDL.....: 0.11		
Vanadium	**2.7 B,J**	**20.0**	**ug/L**	**SW846 6020**	**08/15-08/20/08**	**KTTHP1CH**
		Dilution Factor: 1		Analysis Time..: 13:22	Analyst ID.....: 002260	
		Instrument ID..: I8		MDL.....: 0.46		
Zinc	**1.5 B,J**	**20.0**	**ug/L**	**SW846 6020**	**08/15-08/20/08**	**KTTHP1CJ**
		Dilution Factor: 1		Analysis Time..: 13:22	Analyst ID.....: 002260	
		Instrument ID..: I8		MDL.....: 0.20		
Mercury	ND	0.20	ug/L	SW846 7470A	08/15/08	KTTHP1CL
		Dilution Factor: 1		Analysis Time..: 17:14	Analyst ID.....: 001576	
		Instrument ID..: H1		MDL.....: 0.10		

NOTE(S):

B Estimated result. Result is less than RL.

J Method blank contamination. The associated method blank contains the target analyte at a reportable level.

Tetra Tech NUS, Inc

Client Sample ID: DMW-10S-080808

General Chemistry

Lot-Sample #...: A8H090106-006 **Work Order #...:** KTWRD **Matrix.....:** WG
Date Sampled...: 08/08/08 14:00 **Date Received..:** 08/09/08

PARAMETER	RESULT	RL	UNITS	METHOD	PREPARATION-ANALYSIS DATE	PREP BATCH #
Hexavalent Chromium	ND	0.02	mg/L	SW846 7196A	08/09/08	8222124

Dilution Factor: 1 MDL.....: 0.002

Tetra Tech NUS, Inc

Client Sample ID: DMW-21D-080808

General Chemistry

Lot-Sample #...: A8H090106-004 **Work Order #...:** KTWRA **Matrix.....:** WG
Date Sampled...: 08/08/08 12:05 **Date Received..:** 08/09/08

PARAMETER	RESULT	RL	UNITS	METHOD	PREPARATION-ANALYSIS DATE	PREP BATCH #
Hexavalent Chromium	ND	0.02	mg/L	SW846 7196A	08/09/08	8222124

Dilution Factor: 1 MDL.....: 0.002

Tetra Tech NUS, Inc

Client Sample ID: DMW-21I-080808

General Chemistry

Lot-Sample #...: A8H090106-002 **Work Order #...:** KTWQ8 **Matrix.....:** WG
Date Sampled...: 08/08/08 10:15 **Date Received..:** 08/09/08

PARAMETER	RESULT	RL	UNITS	METHOD	PREPARATION-ANALYSIS DATE	PREP BATCH #
Hexavalent Chromium	ND	0.02	mg/L	SW846 7196A	08/09/08	8222124

Dilution Factor: 1 MDL.....: 0.002

Tetra Tech NUS, Inc

Client Sample ID: DMW-27DEEP-080808

General Chemistry

Lot-Sample #...: A8H090106-005 **Work Order #...:** KTWRC **Matrix.....:** WG
Date Sampled...: 08/08/08 12:21 **Date Received..:** 08/09/08

PARAMETER	RESULT	RL	UNITS	METHOD	PREPARATION-ANALYSIS DATE	PREP BATCH #
Hexavalent Chromium	ND	0.02	mg/L	SW846 7196A	08/09/08	8222124

Dilution Factor: 1 MDL.....: 0.002

Tetra Tech NUS, Inc

Client Sample ID: DMW-28I-080808

General Chemistry

Lot-Sample #...: A8H090106-003 **Work Order #...:** KTWQ9 **Matrix.....:** WG
Date Sampled...: 08/08/08 10:36 **Date Received..:** 08/09/08

PARAMETER	RESULT	RL	UNITS	METHOD	PREPARATION-ANALYSIS DATE	PREP BATCH #
Hexavalent Chromium	ND	0.02	mg/L	SW846 7196A	08/09/08	8222124

Dilution Factor: 1 MDL.....: 0.002

Tetra Tech NUS, Inc

Client Sample ID: DMW-29DEEP-080808

General Chemistry

Lot-Sample #...: A8H090106-007 **Work Order #...:** KTWRE **Matrix.....:** WG
Date Sampled...: 08/08/08 15:27 **Date Received..:** 08/09/08

PARAMETER	RESULT	RL	UNITS	METHOD	PREPARATION-ANALYSIS DATE	PREP BATCH #
Hexavalent Chromium	ND	0.02	mg/L	SW846 7196A	08/09/08	8222124

Dilution Factor: 1 MDL.....: 0.002

Tetra Tech NUS, Inc

Client Sample ID: MSA-MW15D-080608

General Chemistry

Lot-Sample #...: A8H070118-002 **Work Order #...:** KTQJ5 **Matrix.....:** WQ
Date Sampled...: 08/06/08 11:00 **Date Received..:** 08/07/08

PARAMETER	RESULT	RL	UNITS	METHOD	PREPARATION-ANALYSIS DATE	PREP BATCH #
Hexavalent Chromium	ND	0.02	mg/L	SW846 7196A	08/07/08	8220366

Dilution Factor: 1 MDL.....: 0.002

Tetra Tech NUS, Inc

Client Sample ID: MSA-MW15I-080608

General Chemistry

Lot-Sample #...: A8H070118-005 **Work Order #...:** KTQJ8 **Matrix.....:** WQ
Date Sampled...: 08/06/08 13:40 **Date Received..:** 08/07/08

PARAMETER	RESULT	RL	UNITS	METHOD	PREPARATION-ANALYSIS DATE	PREP BATCH #
Hexavalent Chromium	ND	0.02	mg/L	SW846 7196A	08/07/08	8220366

Dilution Factor: 1 MDL.....: 0.002

Tetra Tech NUS, Inc

Client Sample ID: MSA-MW15S-080608

General Chemistry

Lot-Sample #...: A8H070118-006 **Work Order #...:** KTQJ9 **Matrix.....:** WQ
Date Sampled...: 08/06/08 15:00 **Date Received..:** 08/07/08

PARAMETER	RESULT	RL	UNITS	METHOD	PREPARATION-ANALYSIS DATE	PREP BATCH #
Hexavalent Chromium	ND	0.02	mg/L	SW846 7196A	08/07/08	8220366

Dilution Factor: 1 MDL.....: 0.002

Tetra Tech NUS, Inc

Client Sample ID: MSA-MW19D-080708

General Chemistry

Lot-Sample #...: A8H080117-005 **Work Order #...:** KTTHT **Matrix.....:** WG
Date Sampled...: 08/07/08 14:14 **Date Received..:** 08/08/08

PARAMETER	RESULT	RL	UNITS	METHOD	PREPARATION-ANALYSIS DATE	PREP BATCH #
Hexavalent Chromium	ND	0.02	mg/L	SW846 7196A	08/08/08	8221427

Dilution Factor: 1 MDL.....: 0.002

Tetra Tech NUS, Inc

Client Sample ID: MSA-MW19I-080708

General Chemistry

Lot-Sample #...: A8H080117-003 **Work Order #...:** KTTHQ **Matrix.....:** WG
Date Sampled...: 08/07/08 11:46 **Date Received..:** 08/08/08

PARAMETER	RESULT	RL	UNITS	METHOD	PREPARATION-ANALYSIS DATE	PREP BATCH #
Hexavalent Chromium	ND	0.02	mg/L	SW846 7196A	08/08/08	8221427

Dilution Factor: 1 MDL.....: 0.002

Tetra Tech NUS, Inc

Client Sample ID: MSA-MW20D-080608

General Chemistry

Lot-Sample #...: A8H070118-007 **Work Order #...:** KTQKA **Matrix.....:** WQ
Date Sampled...: 08/06/08 15:07 **Date Received..:** 08/07/08

PARAMETER	RESULT	RL	UNITS	METHOD	PREPARATION-ANALYSIS DATE	PREP BATCH #
Hexavalent Chromium	ND	0.02	mg/L	SW846 7196A	08/07/08	8220366

Dilution Factor: 1 MDL.....: 0.002

Tetra Tech NUS, Inc

Client Sample ID: MSA-MW20I-080608

General Chemistry

Lot-Sample #...: A8H070118-004 **Work Order #...:** KTQJ7 **Matrix.....:** WQ
Date Sampled...: 08/06/08 12:32 **Date Received..:** 08/07/08

PARAMETER	RESULT	RL	UNITS	METHOD	PREPARATION-ANALYSIS DATE	PREP BATCH #
Hexavalent Chromium	ND	0.02	mg/L	SW846 7196A	08/07/08	8220366

Dilution Factor: 1 MDL.....: 0.002

Tetra Tech NUS, Inc

Client Sample ID: MSA-MW20S-080608

General Chemistry

Lot-Sample #...: A8H070118-003 **Work Order #...:** KTQJ6 **Matrix.....:** WQ
Date Sampled...: 08/06/08 11:15 **Date Received..:** 08/07/08

PARAMETER	RESULT	RL	UNITS	METHOD	PREPARATION-ANALYSIS DATE	PREP BATCH #
Hexavalent Chromium	ND	0.02	mg/L	SW846 7196A	08/07/08	8220366

Dilution Factor: 1 MDL.....: 0.002

Tetra Tech NUS, Inc

Client Sample ID: MSA-MW26D-080708

General Chemistry

Lot-Sample #...: A8H080117-004 **Work Order #...:** KTTHR **Matrix.....:** WG
Date Sampled...: 08/07/08 12:55 **Date Received..:** 08/08/08

PARAMETER	RESULT	RL	UNITS	METHOD	PREPARATION-ANALYSIS DATE	PREP BATCH #
Hexavalent Chromium	**0.005 B**	**0.02**	**mg/L**	**SW846 7196A**	**08/08/08**	**8221427**

Dilution Factor: 1 MDL.....: 0.002

NOTE(S):

RL Reporting Limit

B Estimated result. Result is less than RL.

Tetra Tech NUS, Inc

Client Sample ID: MSA-MW26I-080708

General Chemistry

Lot-Sample #...: A8H080117-006 **Work Order #...:** KTTHV **Matrix.....:** WG
Date Sampled...: 08/07/08 14:15 **Date Received..:** 08/08/08

PARAMETER	RESULT	RL	UNITS	METHOD	PREPARATION-ANALYSIS DATE	PREP BATCH #
Hexavalent Chromium	ND	0.02	mg/L	SW846 7196A	08/08/08	8221427

Dilution Factor: 1 MDL.....: 0.002

Tetra Tech NUS, Inc

Client Sample ID: MSA-MW26S-080708

General Chemistry

Lot-Sample #...: A8H080117-002 **Work Order #...:** KTTHP **Matrix.....:** WG
Date Sampled...: 08/07/08 10:45 **Date Received..:** 08/08/08

PARAMETER	RESULT	RL	UNITS	METHOD	PREPARATION-ANALYSIS DATE	PREP BATCH #
Hexavalent Chromium	**0.02**	**0.02**	**mg/L**	**SW846 7196A**	**08/08/08**	**8221427**

Dilution Factor: 1 MDL.....: 0.002

APPENDIX C
SUPPORT DOCUMENTATION

HOLDTIME

SDG 8H07118

SORT	UNITS	NSAMPLE	LAB_ID	QC_TYPE	SAMP_DATE	EXTR_DATE	ANAL_DATE	SMP_EXTR	EXTR_ANL	SMP_ANL
HG	UG/L	MSA-MW20D-080608	A8H070118007	NM	8/6/2008	8/13/2008	8/15/2008	7	2	9
HG	UG/L	MSA-MW26I-080708	A8H080117006	NM	8/7/2008	8/15/2008	8/15/2008	8	0	8
HG	UG/L	MSA-MW26D-080708	A8H080117004	NM	8/7/2008	8/15/2008	8/15/2008	8	0	8
HG	UG/L	MSA-MW20I-080608	A8H070118004	NM	8/6/2008	8/13/2008	8/15/2008	7	2	9
HG	UG/L	MSA-MW26S-080708	A8H080117002	NM	8/7/2008	8/15/2008	8/15/2008	8	0	8
HG	UG/L	MSA-MW19I-080708	A8H080117003	NM	8/7/2008	8/15/2008	8/15/2008	8	0	8
HG	UG/L	MSA-MW19D-080708	A8H080117005	NM	8/7/2008	8/15/2008	8/15/2008	8	0	8
HG	UG/L	MSA-MW15S-080608	A8H070118006	NM	8/6/2008	8/13/2008	8/15/2008	7	2	9
HG	UG/L	DMW-10S-080808	A8H090106006	NM	8/8/2008	8/15/2008	8/15/2008	7	0	7
HG	UG/L	MSA-MW15D-080608	A8H070118002	NM	8/6/2008	8/13/2008	8/15/2008	7	2	9
HG	UG/L	DMW-29DEEP-080808	A8H090106007	NM	8/8/2008	8/15/2008	8/15/2008	7	0	7
HG	UG/L	DMW-28I-080808	A8H090106003	NM	8/8/2008	8/15/2008	8/15/2008	7	0	7
HG	UG/L	DMW-27DEEP-080808	A8H090106005	NM	8/8/2008	8/15/2008	8/15/2008	7	0	7
HG	UG/L	DMW-21I-080808	A8H090106002	NM	8/8/2008	8/15/2008	8/15/2008	7	0	7
HG	UG/L	DMW-21D-080808	A8H090106004	NM	8/8/2008	8/15/2008	8/15/2008	7	0	7

SORT	UNITS	NSAMPLE	LAB_ID	QC_TYPE	SAMP_DATE	EXTR_DATE	ANAL_DATE	SMP_EXTR	EXTR_ANL	SMP_ANL
HG	UG/L	MSA-MW15I-080608	A8H070118005	NM	8/6/2008	8/13/2008	8/15/2008	7	2	9
HG	UG/L	MSA-MW20S-080608	A8H070118003	NM	8/6/2008	8/13/2008	8/15/2008	7	2	9
M	UG/L	MSA-MW19D-080708	A8H080117005	NM	8/7/2008	8/15/2008	8/21/2008	8	6	14
M	UG/L	MSA-MW19D-080708	A8H080117005	NM	8/7/2008	8/15/2008	8/20/2008	8	5	13
M	UG/L	MSA-MW15S-080608	A8H070118006	NM	8/6/2008	8/13/2008	8/19/2008	7	6	13
M	UG/L	MSA-MW15I-080608	A8H070118005	NM	8/6/2008	8/13/2008	8/19/2008	7	6	13
M	UG/L	MSA-MW15D-080608	A8H070118002	NM	8/6/2008	8/13/2008	8/19/2008	7	6	13
M	UG/L	DMW-29DEEP-080808	A8H090106007	NM	8/8/2008	8/15/2008	8/19/2008	7	4	11
M	UG/L	DMW-27DEEP-080808	A8H090106005	NM	8/8/2008	8/15/2008	8/19/2008	7	4	11
M	UG/L	MSA-MW19I-080708	A8H080117003	NM	8/7/2008	8/15/2008	8/20/2008	8	5	13
M	UG/L	DMW-28I-080808	A8H090106003	NM	8/8/2008	8/15/2008	8/19/2008	7	4	11
M	UG/L	MSA-MW19I-080708	A8H080117003	NM	8/7/2008	8/15/2008	8/21/2008	8	6	14
M	UG/L	MSA-MW20D-080608	A8H070118007	NM	8/6/2008	8/13/2008	8/19/2008	7	6	13
M	UG/L	MSA-MW20I-080608	A8H070118004	NM	8/6/2008	8/13/2008	8/19/2008	7	6	13
M	UG/L	MSA-MW20S-080608	A8H070118003	NM	8/6/2008	8/13/2008	8/19/2008	7	6	13
M	UG/L	MSA-MW26D-080708	A8H080117004	NM	8/7/2008	8/15/2008	8/20/2008	8	5	13
M	UG/L	MSA-MW26D-080708	A8H080117004	NM	8/7/2008	8/15/2008	8/21/2008	8	6	14
M	UG/L	MSA-MW26I-080708	A8H080117006	NM	8/7/2008	8/15/2008	8/20/2008	8	5	13

SORT	UNITS	NSAMPLE	LAB_ID	QC_TYPE	SAMP_DATE	EXTR_DATE	ANAL_DATE	SMP_EXTR	EXTR_ANL	SMP_ANL
M	UG/L	DMW-21I-080808	A8H090106002	NM	8/8/2008	8/15/2008	8/19/2008	7	4	11
M	UG/L	MSA-MW26S-080708	A8H080117002	NM	8/7/2008	8/15/2008	8/21/2008	8	6	14
M	UG/L	DMW-21D-080808	A8H090106004	NM	8/8/2008	8/15/2008	8/19/2008	7	4	11
M	UG/L	MSA-MW26S-080708	A8H080117002	NM	8/7/2008	8/15/2008	8/20/2008	8	5	13
M	UG/L	DMW-21I-080808	A8H090106002	NM	8/8/2008	8/15/2008	8/21/2008	7	6	13
M	UG/L	DMW-10S-080808	A8H090106006	NM	8/8/2008	8/15/2008	8/19/2008	7	4	11
HGF	UG/L	DMW-21I-080808	A8H090106002	NM	8/8/2008	8/15/2008	8/15/2008	7	0	7
HGF	UG/L	DMW-21D-080808	A8H090106004	NM	8/8/2008	8/15/2008	8/15/2008	7	0	7
HGF	UG/L	DMW-27DEEP-080808	A8H090106005	NM	8/8/2008	8/15/2008	8/15/2008	7	0	7
HGF	UG/L	DMW-28I-080808	A8H090106003	NM	8/8/2008	8/15/2008	8/15/2008	7	0	7
HGF	UG/L	DMW-29DEEP-080808	A8H090106007	NM	8/8/2008	8/15/2008	8/15/2008	7	0	7
HGF	UG/L	MSA-MW15D-080608	A8H070118002	NM	8/6/2008	8/13/2008	8/15/2008	7	2	9
HGF	UG/L	MSA-MW15I-080608	A8H070118005	NM	8/6/2008	8/13/2008	8/15/2008	7	2	9
HGF	UG/L	MSA-MW15S-080608	A8H070118006	NM	8/6/2008	8/13/2008	8/15/2008	7	2	9
HGF	UG/L	MSA-MW26S-080708	A8H080117002	NM	8/7/2008	8/15/2008	8/15/2008	8	0	8
HGF	UG/L	MSA-MW19I-080708	A8H080117003	NM	8/7/2008	8/15/2008	8/15/2008	8	0	8
HGF	UG/L	MSA-MW20D-080608	A8H070118007	NM	8/6/2008	8/13/2008	8/15/2008	7	2	9
HGF	UG/L	MSA-MW20I-080608	A8H070118004	NM	8/6/2008	8/13/2008	8/15/2008	7	2	9

SORT	UNITS	NSAMPLE	LAB_ID	QC_TYPE	SAMP_DATE	EXTR_DATE	ANAL_DATE	SMP_EXTR	EXTR_ANL	SMP_ANL
HGF	UG/L	MSA-MW20S-080608	A8H070118003	NM	8/6/2008	8/13/2008	8/15/2008	7	2	9
HGF	UG/L	MSA-MW26D-080708	A8H080117004	NM	8/7/2008	8/15/2008	8/15/2008	8	0	8
HGF	UG/L	MSA-MW26I-080708	A8H080117006	NM	8/7/2008	8/15/2008	8/15/2008	8	0	8
HGF	UG/L	DMW-10S-080808	A8H090106006	NM	8/8/2008	8/15/2008	8/15/2008	7	0	7
HGF	UG/L	MSA-MW19D-080708	A8H080117005	NM	8/7/2008	8/15/2008	8/15/2008	8	0	8
MF	UG/L	MSA-MW19I-080708	A8H080117003	NM	8/7/2008	8/15/2008	8/20/2008	8	5	13
MF	UG/L	MSA-MW20D-080608	A8H070118007	NM	8/6/2008	8/13/2008	8/19/2008	7	6	13
MF	UG/L	MSA-MW20I-080608	A8H070118004	NM	8/6/2008	8/13/2008	8/19/2008	7	6	13
MF	UG/L	MSA-MW20S-080608	A8H070118003	NM	8/6/2008	8/13/2008	8/19/2008	7	6	13
MF	UG/L	MSA-MW15S-080608	A8H070118006	NM	8/6/2008	8/13/2008	8/19/2008	7	6	13
MF	UG/L	MSA-MW26D-080708	A8H080117004	NM	8/7/2008	8/15/2008	8/22/2008	8	7	15
MF	UG/L	DMW-21I-080808	A8H090106002	NM	8/8/2008	8/15/2008	8/19/2008	7	4	11
MF	UG/L	MSA-MW26I-080708	A8H080117006	NM	8/7/2008	8/15/2008	8/20/2008	8	5	13
MF	UG/L	MSA-MW26D-080708	A8H080117004	NM	8/7/2008	8/15/2008	8/21/2008	8	6	14
MF	UG/L	MSA-MW15I-080608	A8H070118005	NM	8/6/2008	8/13/2008	8/19/2008	7	6	13
MF	UG/L	MSA-MW15D-080608	A8H070118002	NM	8/6/2008	8/13/2008	8/19/2008	7	6	13
MF	UG/L	DMW-29DEEP-080808	A8H090106007	NM	8/8/2008	8/15/2008	8/19/2008	7	4	11
MF	UG/L	DMW-27DEEP-080808	A8H090106005	NM	8/8/2008	8/15/2008	8/19/2008	7	4	11

SORT	UNITS	NSAMPLE	LAB_ID	QC_TYPE	SAMP_DATE	EXTR_DATE	ANAL_DATE	SMP_EXTR	EXTR_ANL	SMP_ANL
MF	UG/L	DMW-21D-080808	A8H090106004	NM	8/8/2008	8/15/2008	8/19/2008	7	4	11
MF	UG/L	DMW-10S-080808	A8H090106006	NM	8/8/2008	8/15/2008	8/19/2008	7	4	11
MF	UG/L	MSA-MW26S-080708	A8H080117002	NM	8/7/2008	8/15/2008	8/20/2008	8	5	13
MF	UG/L	MSA-MW19I-080708	A8H080117003	NM	8/7/2008	8/15/2008	8/21/2008	8	6	14
MF	UG/L	DMW-28I-080808	A8H090106003	NM	8/8/2008	8/15/2008	8/19/2008	7	4	11
MF	UG/L	MSA-MW26S-080708	A8H080117002	NM	8/7/2008	8/15/2008	8/21/2008	8	6	14
MF	UG/L	MSA-MW19D-080708	A8H080117005	NM	8/7/2008	8/15/2008	8/20/2008	8	5	13
CR6	MG/L	MSA-MW26S-080708	A8H080117002	NM	8/7/2008	8/8/2008	8/8/2008	1	0	1
CR6	MG/L	MSA-MW26I-080708	A8H080117006	NM	8/7/2008	8/8/2008	8/8/2008	1	0	1
CR6	MG/L	MSA-MW26D-080708	A8H080117004	NM	8/7/2008	8/8/2008	8/8/2008	1	0	1
CR6	MG/L	MSA-MW20S-080608	A8H070118003	NM	8/6/2008	8/7/2008	8/7/2008	1	0	1
CR6	MG/L	MSA-MW20I-080608	A8H070118004	NM	8/6/2008	8/7/2008	8/7/2008	1	0	1
CR6	MG/L	MSA-MW20D-080608	A8H070118007	NM	8/6/2008	8/7/2008	8/7/2008	1	0	1
CR6	MG/L	DMW-21I-080808	A8H090106002	NM	8/8/2008	8/9/2008	8/9/2008	1	0	1
CR6	MG/L	DMW-10S-080808	A8H090106006	NM	8/8/2008	8/9/2008	8/9/2008	1	0	1
CR6	MG/L	DMW-21D-080808	A8H090106004	NM	8/8/2008	8/9/2008	8/9/2008	1	0	1
CR6	MG/L	MSA-MW19D-080708	A8H080117005	NM	8/7/2008	8/8/2008	8/8/2008	1	0	1
CR6	MG/L	MSA-MW15S-080608	A8H070118006	NM	8/6/2008	8/7/2008	8/7/2008	1	0	1

SORT	UNITS	NSAMPLE	LAB_ID	QC_TYPE	SAMP_DATE	EXTR_DATE	ANAL_DATE	SMP_EXTR	EXTR_ANL	SMP_ANL
CR6	MG/L	MSA-MW15I-080608	A8H070118005	NM	8/6/2008	8/7/2008	8/7/2008	1	0	1
CR6	MG/L	MSA-MW15D-080608	A8H070118002	NM	8/6/2008	8/7/2008	8/7/2008	1	0	1
CR6	MG/L	DMW-29DEEP-080808	A8H090106007	NM	8/8/2008	8/9/2008	8/9/2008	1	0	1
CR6	MG/L	DMW-28I-080808	A8H090106003	NM	8/8/2008	8/9/2008	8/9/2008	1	0	1
CR6	MG/L	DMW-27DEEP-080808	A8H090106005	NM	8/8/2008	8/9/2008	8/9/2008	1	0	1
CR6	MG/L	MSA-MW19I-080708	A8H080117003	NM	8/7/2008	8/8/2008	8/8/2008	1	0	1
OS	%	MSA-MW26D-080708	A8H080117004	NM	8/7/2008	8/9/2008	8/11/2008	2	2	4
OS	%	MSA-MW15S-080608	A8H070118006	NM	8/6/2008	8/7/2008	8/8/2008	1	1	2
OS	%	DMW-10S-080808	A8H090106006	NM	8/8/2008	8/10/2008	8/12/2008	2	2	4
OS	%	DMW-21D-080808	A8H090106004	NM	8/8/2008	8/10/2008	8/12/2008	2	2	4
OS	%	DMW-21I-080808	A8H090106002	NM	8/8/2008	8/10/2008	8/12/2008	2	2	4
OS	%	DMW-27DEEP-080808	A8H090106005	NM	8/8/2008	8/10/2008	8/12/2008	2	2	4
OS	%	DMW-28I-080808	A8H090106003	NM	8/8/2008	8/10/2008	8/12/2008	2	2	4
OS	%	DMW-29DEEP-080808	A8H090106007	NM	8/8/2008	8/10/2008	8/12/2008	2	2	4
OS	%	MSA-MW26S-080708	A8H080117002	NM	8/7/2008	8/9/2008	8/11/2008	2	2	4
OS	%	MSA-MW15I-080608	A8H070118005	NM	8/6/2008	8/7/2008	8/8/2008	1	1	2
OS	%	MSA-MW26I-080708	A8H080117006	NM	8/7/2008	8/9/2008	8/11/2008	2	2	4
OS	%	MSA-MW19D-080708	A8H080117005	NM	8/7/2008	8/9/2008	8/11/2008	2	2	4

SORT	UNITS	NSAMPLE	LAB_ID	QC_TYPE	SAMP_DATE	EXTR_DATE	ANAL_DATE	SMP_EXTR	EXTR_ANL	SMP_ANL
OS	%	MSA-MW19I-080708	A8H080117003	NM	8/7/2008	8/9/2008	8/11/2008	2	2	4
OS	%	MSA-MW20D-080608	A8H070118007	NM	8/6/2008	8/7/2008	8/8/2008	1	1	2
OS	%	MSA-MW20I-080608	A8H070118004	NM	8/6/2008	8/7/2008	8/8/2008	1	1	2
OS	%	MSA-MW20S-080608DL	A8H070118003	NM	8/6/2008	8/7/2008	8/11/2008	1	4	5
OS	%	MSA-MW15D-080608	A8H070118002	NM	8/6/2008	8/7/2008	8/8/2008	1	1	2
OS	UG/L	MSA-MW15D-080608	A8H070118002	NM	8/6/2008	8/7/2008	8/8/2008	1	1	2
OS	UG/L	MSA-MW19D-080708	A8H080117005	NM	8/7/2008	8/9/2008	8/11/2008	2	2	4
OS	UG/L	DMW-21I-080808	A8H090106002	NM	8/8/2008	8/10/2008	8/12/2008	2	2	4
OS	UG/L	DMW-27DEEP-080808	A8H090106005	NM	8/8/2008	8/10/2008	8/12/2008	2	2	4
OS	UG/L	DMW-28I-080808	A8H090106003	NM	8/8/2008	8/10/2008	8/12/2008	2	2	4
OS	UG/L	DMW-29DEEP-080808	A8H090106007	NM	8/8/2008	8/10/2008	8/12/2008	2	2	4
OS	UG/L	MSA-MW15S-080608	A8H070118006	NM	8/6/2008	8/7/2008	8/8/2008	1	1	2
OS	UG/L	DMW-21D-080808	A8H090106004	NM	8/8/2008	8/10/2008	8/12/2008	2	2	4
OS	UG/L	MSA-MW26S-080708	A8H080117002	NM	8/7/2008	8/9/2008	8/11/2008	2	2	4
OS	UG/L	MSA-MW15I-080608	A8H070118005	NM	8/6/2008	8/7/2008	8/8/2008	1	1	2
OS	UG/L	MSA-MW19I-080708	A8H080117003	NM	8/7/2008	8/9/2008	8/11/2008	2	2	4
OS	UG/L	MSA-MW20D-080608	A8H070118007	NM	8/6/2008	8/7/2008	8/8/2008	1	1	2
OS	UG/L	MSA-MW20I-080608	A8H070118004	NM	8/6/2008	8/7/2008	8/8/2008	1	1	2

SORT	UNITS	NSAMPLE	LAB_ID	QC_TYPE	SAMP_DATE	EXTR_DATE	ANAL_DATE	SMP_EXTR	EXTR_ANL	SMP_ANL
OS	UG/L	MSA-MW20S-080608DL	A8H070118003	NM	8/6/2008	8/7/2008	8/11/2008	1	4	5
OS	UG/L	MSA-MW26D-080708	A8H080117004	NM	8/7/2008	8/9/2008	8/11/2008	2	2	4
OS	UG/L	MSA-MW26I-080708	A8H080117006	NM	8/7/2008	8/9/2008	8/11/2008	2	2	4
OS	UG/L	DMW-10S-080808	A8H090106006	NM	8/8/2008	8/10/2008	8/12/2008	2	2	4
OV	%	TB-080808	A8H090106001	NM	8/8/2008	8/15/2008	8/15/2008	7	0	7
OV	%	MSA-MW15S-080608DL	A8H070118006	NM	8/6/2008	8/14/2008	8/14/2008	8	0	8
OV	%	MSA-MW15D-080608	A8H070118002	NM	8/6/2008	8/14/2008	8/14/2008	8	0	8
OV	%	TB-080708	A8H080117001	NM	8/7/2008	8/15/2008	8/15/2008	8	0	8
OV	%	MSA-MW26S-080708DL	A8H080117002	NM	8/7/2008	8/15/2008	8/15/2008	8	0	8
OV	%	MSA-MW26I-080708	A8H080117006	NM	8/7/2008	8/15/2008	8/15/2008	8	0	8
OV	%	MSA-MW26D-080708	A8H080117004	NM	8/7/2008	8/15/2008	8/15/2008	8	0	8
OV	%	MSA-MW20S-080608DL	A8H070118003	NM	8/6/2008	8/14/2008	8/14/2008	8	0	8
OV	%	MSA-MW20I-080608DL	A8H070118004	NM	8/6/2008	8/14/2008	8/14/2008	8	0	8
OV	%	MSA-MW20D-080608	A8H070118007	NM	8/6/2008	8/14/2008	8/14/2008	8	0	8
OV	%	MSA-MW19I-080708DL	A8H080117003	NM	8/7/2008	8/15/2008	8/15/2008	8	0	8
OV	%	MSA-MW15I-080608DL	A8H070118005	NM	8/6/2008	8/14/2008	8/14/2008	8	0	8
OV	%	DMW-29DEEP-080808	A8H090106007	NM	8/8/2008	8/15/2008	8/15/2008	7	0	7
OV	%	DMW-28I-080808DL	A8H090106003	NM	8/8/2008	8/15/2008	8/15/2008	7	0	7

SORT	UNITS	NSAMPLE	LAB_ID	QC_TYPE	SAMP_DATE	EXTR_DATE	ANAL_DATE	SMP_EXTR	EXTR_ANL	SMP_ANL
OV	%	DMW-27DEEP-080808	A8H090106005	NM	8/8/2008	8/15/2008	8/15/2008	7	0	7
OV	%	DMW-21I-080808DL	A8H090106002	NM	8/8/2008	8/15/2008	8/15/2008	7	0	7
OV	%	DMW-21D-080808	A8H090106004	NM	8/8/2008	8/15/2008	8/15/2008	7	0	7
OV	%	DMW-10S-080808DL	A8H090106006	NM	8/8/2008	8/15/2008	8/15/2008	7	0	7
OV	%	TB-080608	A8H070118001	NM	8/6/2008	8/14/2008	8/14/2008	8	0	8
OV	%	MSA-MW19D-080708	A8H080117005	NM	8/7/2008	8/15/2008	8/15/2008	8	0	8
OV	UG/L	MSA-MW26S-080708DL	A8H080117002	NM	8/7/2008	8/15/2008	8/15/2008	8	0	8
OV	UG/L	TB-080808	A8H090106001	NM	8/8/2008	8/15/2008	8/15/2008	7	0	7
OV	UG/L	MSA-MW15S-080608DL	A8H070118006	NM	8/6/2008	8/14/2008	8/14/2008	8	0	8
OV	UG/L	DMW-10S-080808DL	A8H090106006	NM	8/8/2008	8/15/2008	8/15/2008	7	0	7
OV	UG/L	DMW-21D-080808	A8H090106004	NM	8/8/2008	8/15/2008	8/15/2008	7	0	7
OV	UG/L	DMW-21I-080808DL	A8H090106002	NM	8/8/2008	8/15/2008	8/15/2008	7	0	7
OV	UG/L	DMW-27DEEP-080808	A8H090106005	NM	8/8/2008	8/15/2008	8/15/2008	7	0	7
OV	UG/L	DMW-28I-080808DL	A8H090106003	NM	8/8/2008	8/15/2008	8/15/2008	7	0	7
OV	UG/L	DMW-29DEEP-080808	A8H090106007	NM	8/8/2008	8/15/2008	8/15/2008	7	0	7
OV	UG/L	TB-080708	A8H080117001	NM	8/7/2008	8/15/2008	8/15/2008	8	0	8
OV	UG/L	MSA-MW15I-080608DL	A8H070118005	NM	8/6/2008	8/14/2008	8/14/2008	8	0	8
OV	UG/L	TB-080608	A8H070118001	NM	8/6/2008	8/14/2008	8/14/2008	8	0	8

SORT	UNITS	NSAMPLE	LAB_ID	QC_TYPE	SAMP_DATE	EXTR_DATE	ANAL_DATE	SMP_EXTR	EXTR_ANL	SMP_ANL
OV	UG/L	MSA-MW19D-080708	A8H080117005	NM	8/7/2008	8/15/2008	8/15/2008	8	0	8
OV	UG/L	MSA-MW19I-080708DL	A8H080117003	NM	8/7/2008	8/15/2008	8/15/2008	8	0	8
OV	UG/L	MSA-MW20D-080608	A8H070118007	NM	8/6/2008	8/14/2008	8/14/2008	8	0	8
OV	UG/L	MSA-MW20I-080608DL	A8H070118004	NM	8/6/2008	8/14/2008	8/14/2008	8	0	8
OV	UG/L	MSA-MW20S-080608DL	A8H070118003	NM	8/6/2008	8/14/2008	8/14/2008	8	0	8
OV	UG/L	MSA-MW26D-080708	A8H080117004	NM	8/7/2008	8/15/2008	8/15/2008	8	0	8
OV	UG/L	MSA-MW26I-080708	A8H080117006	NM	8/7/2008	8/15/2008	8/15/2008	8	0	8
OV	UG/L	MSA-MW15D-080608	A8H070118002	NM	8/6/2008	8/14/2008	8/14/2008	8	0	8

Water

total metals

Affected Analyte	Sample	Reported Result	Qualifier	Interferent	Interferent level in ICS	Conc. ICS	Interferent Level	Est. Interference	Validation Action	Validation Action
Sb	DMW-10S-080808	0.035	u	Fe	51216.7	0.14	70700	0.19	na	na
As		16.7			51216.7	0.49	70700	0.68	na	na
Ba		21.5			51216.7	0.75	70700	1.04	na	na
Be		0.012	u		51216.7	0.018	70700	0.02	na	na
Cd		0.0061	u		51216.7	-0.59	70700	-0.81	na	UJ
Cr		0.86			51216.7	0.49	70700	0.68	J	na
Co		5.4			51216.7	0.039	70700	0.05	na	na
Cu		0.16			51216.7	0.14	70700	0.19	J	na
Pb		0.057			51216.7	0.076	70700	0.10	J	na
Mn		1590			51216.7	1	70700	1.38	na	na
Mb		0.63			51216.7	1050	70700	1449.43	J	na
Ni		2.2			51216.7	0.52	70700	0.72	J	na
Ag		0.0026	u		51216.7	0.031	70700	0.04	na	na
Zn		12.6			51216.7	0.76	70700	1.05	na	na

Affected Analyte	Sample	Reported Result	Qualifier	Interferent	Interferent level in ICS	Conc. ICS	Interferent Level	Est. Interference	Validation Action	Validation Action
Sb	DMW-21D-080808	0.048		Fe	51216.7	0.14	10700	0.03	J	na
As		2.7			51216.7	0.49	10700	0.10	na	na
Ba		34.4			51216.7	0.75	10700	0.16	na	na
Be		0.44			51216.7	0.018	10700	0.00	na	na
Cd		0.032			51216.7	-0.59	10700	-0.12	J	na
Cr		1.4			51216.7	0.49	10700	0.10	na	na
Co		15.3			51216.7	0.039	10700	0.01	na	na
Cu		0.28			51216.7	0.14	10700	0.03	J	na
Pb		0.25			51216.7	0.076	10700	0.02	na	na
Mn		168			51216.7	1	10700	0.21	na	na
Mb		0.51			51216.7	1050	10700	219.36	J	na
Ni		21.7			51216.7	0.52	10700	0.11	na	na
Ag		0.004			51216.7	0.031	10700	0.01	J	na
Zn		20.4			51216.7	0.76	10700	0.16	na	na

Affected Analyte	Sample	Reported Result	Qualifier	Interferent	Interferent level in ICS	Conc. ICS	Interferent Level	Est. Interference	Validation Action	Validation Action
Sb	DMW-21I-080808	0.076		Fe	51216.7	0.14	55700	0.15	J	na
As		7.9			51216.7	0.49	55700	0.53	na	na
Ba		28.7			51216.7	0.75	55700	0.82	na	na
Be		0.012	u		51216.7	0.018	55700	0.02	na	na
Cd		0.012			51216.7	-0.59	55700	-0.64	J	na
Cr		1			51216.7	0.49	55700	0.53	J	na
Co		4.5			51216.7	0.039	55700	0.04	na	na
Cu		0.16			51216.7	0.14	55700	0.15	J	na
Pb		2.6			51216.7	0.076	55700	0.08	na	na
Mn		1330			51216.7	1	55700	1.09	na	na
Mb		0.31			51216.7	1050	55700	1141.91	J	na
Ni		1.2			51216.7	0.52	55700	0.57	J	na
Ag		0.0026	u		51216.7	0.031	55700	0.03	na	na
Zn		8.3			51216.7	0.76	55700	0.83	na	na

Affected Analyte	Sample	Reported Result	Qualifier	Interferent	Interferent level in ICS	Conc. ICS	Interferent Level	Est. Interference	Validation Action	Validation Action

Water

Sb	DMW-27DEEP-080808	0.29		Fe	51216.7	0.14	21300	0.06	J	na
As		6.5			51216.7	0.49	21300	0.20	na	na
Ba		198			51216.7	0.75	21300	0.31	na	na
Be		2.5			51216.7	0.018	21300	0.01	na	na
Cd		0.12			51216.7	-0.59	21300	-0.25	J	na
Cr		16.4			51216.7	0.49	21300	0.20	na	na
Co		3.9			51216.7	0.039	21300	0.02	na	na
Cu		10.2			51216.7	0.14	21300	0.06	na	na
Pb		25.2			51216.7	0.076	21300	0.03	na	na
Mn		420			51216.7	1	21300	0.42	na	na
Mb		9.2			51216.7	1050	21300	436.67	J	na
Ni		14.6			51216.7	0.52	21300	0.22	na	na
Ag		0.063			51216.7	0.031	21300	0.01	J	na
Zn		78			51216.7	0.76	21300	0.32	na	na

Affected Analyte	Sample	Reported Result	Qualifier	Interferent	Interferent level in ICS	Conc. ICS	Interferent Level	Est. Interference	Validation Action	Validation Action
Sb	DMW-28I-080808	0.19		Fe	51216.7	0.14	39200	0.11	J	na
As		6.6			51216.7	0.49	39200	0.38	na	na
Ba		132			51216.7	0.75	39200	0.57	na	na
Be		0.14			51216.7	0.018	39200	0.01	na	na
Cd		0.034			51216.7	-0.59	39200	-0.45	J	na
Cr		2.9			51216.7	0.49	39200	0.38	J	na
Co		42.2			51216.7	0.039	39200	0.03	na	na
Cu		0.38			51216.7	0.14	39200	0.11	J	na
Pb		0.44			51216.7	0.076	39200	0.06	J	na
Mn		551			51216.7	1	39200	0.77	na	na
Mb		2			51216.7	1050	39200	803.64	J	na
Ni		36.9			51216.7	0.52	39200	0.40	na	na
Ag		0.03			51216.7	0.031	39200	0.02	J	na
Zn		41.3			51216.7	0.76	39200	0.58	na	na

Affected Analyte	Sample	Reported Result	Qualifier	Interferent	Interferent level in ICS	Conc. ICS	Interferent Level	Est. Interference	Validation Action	Validation Action
Sb	MSA-MW15D-080608	0.035	u	Fe	51216.7	0.14	10800	0.03	na	na
As		0.13	u		51216.7	0.49	10800	0.10	na	na
Ba		34.6			51216.7	0.75	10800	0.16	na	na
Be		0.092			51216.7	0.018	10800	0.00	na	na
Cd		0.058			51216.7	-0.59	10800	-0.12	J	na
Cr		1.7			51216.7	0.49	10800	0.10	na	na
Co		1.7			51216.7	0.039	10800	0.01	na	na
Cu		3.3			51216.7	0.14	10800	0.03	na	na
Pb		0.74			51216.7	0.076	10800	0.02	na	na
Mn		26.2			51216.7	1	10800	0.21	na	na
Mb		0.37			51216.7	1050	10800	221.41	J	na
Ni		3.9			51216.7	0.52	10800	0.11	na	na
Ag		0.014			51216.7	0.031	10800	0.01	J	na
Zn		11.4			51216.7	0.76	10800	0.16	na	na

Water

Affected Analyte	Sample	Reported Result	Qualifier	Interferent	Interferent level in ICS	Conc. ICS	Interferent Level	Est. Interference	Validation Action	Validation Action
Sb	MSA-MW15I-080608	0.035	u	Fe	51216.7	0.14	23700	0.06	na	na
As		0.82			51216.7	0.49	23700	0.23	J	na
Ba		43			51216.7	0.75	23700	0.35	na	na
Be		0.24			51216.7	0.018	23700	0.01	na	na
Cd		0.046			51216.7	-0.59	23700	-0.27	J	na
Cr		8.7			51216.7	0.49	23700	0.23	na	na
Co		39.2			51216.7	0.039	23700	0.02	na	na
Cu		0.65			51216.7	0.14	23700	0.06	na	na
Pb		0.62			51216.7	0.076	23700	0.04	na	na
Mn		396			51216.7	1	23700	0.46	na	na
Mb		1			51216.7	1050	23700	485.88	J	na
Ni		40			51216.7	0.52	23700	0.24	na	na
Ag		0.0026	u		51216.7	0.031	23700	0.01	na	na
Zn		45.5			51216.7	0.76	23700	0.35	na	na

Affected Analyte	Sample	Reported Result	Qualifier	Interferent	Interferent level in ICS	Conc. ICS	Interferent Level	Est. Interference	Validation Action	Validation Action
Sb	MSA-MW15S-080608	0.035	u	Fe	51216.7	0.14	14700	0.04	na	na
As		4.7			51216.7	0.49	14700	0.14	na	na
Ba		18.8			51216.7	0.75	14700	0.22	na	na
Be		0.97			51216.7	0.018	14700	0.01	na	na
Cd		0.4			51216.7	-0.59	14700	-0.17	J	na
Cr		6.4			51216.7	0.49	14700	0.14	na	na
Co		117			51216.7	0.039	14700	0.01	na	na
Cu		55.6			51216.7	0.14	14700	0.04	na	na
Pb		1.7			51216.7	0.076	14700	0.02	na	na
Mn		302			51216.7	1	14700	0.29	na	na
Mb		0.12	u		51216.7	1050	14700	301.37	na	na
Ni		137			51216.7	0.52	14700	0.15	na	na
Ag		0.005			51216.7	0.031	14700	0.01	J	na
Zn		119			51216.7	0.76	14700	0.22	na	na

Affected Analyte	Sample	Reported Result	Qualifier	Interferent	Interferent level in ICS	Conc. ICS	Interferent Level	Est. Interference	Validation Action	Validation Action
Sb	MSA-MW19D-080708	0.036		Fe	51216.7	0.14	24100	0.07	J	na
As		1.1			51216.7	0.49	24100	0.23	J	na
Ba		99			51216.7	0.75	24100	0.35	na	na
Be		1.6			51216.7	0.018	24100	0.01	na	na
Cd		0.015			51216.7	-0.59	24100	-0.28	J	na
Cr		8.5			51216.7	0.49	24100	0.23	na	na
Co		77.4			51216.7	0.039	24100	0.02	na	na
Cu		0.051	u		51216.7	0.14	24100	0.07	na	na
Pb		0.033			51216.7	0.076	24100	0.04	J	na
Mn		2770			51216.7	1	24100	0.47	na	na
Mb		0.12	u		51216.7	1050	24100	494.08	J	na
Ni		34.6			51216.7	0.52	24100	0.24	na	na
Ag		0.0026	u		51216.7	0.031	24100	0.01	na	na
Zn		77.3			51216.7	0.76	24100	0.36	na	na

Affected Analyte	Sample	Reported Result	Qualifier	Interferent	Interferent level in ICS	Conc. ICS	Interferent Level	Est. Interference	Validation Action	Validation Action

Water

Sb	MSA-MW19I-080708	0.14		Fe	51216.7	0.14	51800	0.14	J	na
As		4.9			51216.7	0.49	51800	0.50	J	na
Ba		64.6			51216.7	0.75	51800	0.76	na	na
Be		0.99			51216.7	0.018	51800	0.02	na	na
Cd		0.073			51216.7	-0.59	51800	-0.60	J	na
Cr		2.6			51216.7	0.49	51800	0.50	J	na
Co		62.3			51216.7	0.039	51800	0.04	na	na
Cu		0.051	u		51216.7	0.14	51800	0.14	na	na
Pb		0.11			51216.7	0.076	51800	0.08	J	na
Mn		2790			51216.7	1	51800	1.01	na	na
Mb		0.62			51216.7	1050	51800	1061.96	J	na
Ni		41.3			51216.7	0.52	51800	0.53	na	na
Ag		0.006			51216.7	0.031	51800	0.03	J	na
Zn		93.4			51216.7	0.76	51800	0.77	na	na

Affected Analyte	Sample	Reported Result	Qualifier	Interferent	Interferent level in ICS	Conc. ICS	Interferent Level	Est. Interference	Validation Action	Validation Action
Sb	MSA-MW20D-080608	0.035	u	Fe	51216.7	0.14	2460	0.01	na	na
As		1.1			51216.7	0.49	2460	0.02	na	na
Ba		132			51216.7	0.75	2460	0.04	na	na
Be		0.98			51216.7	0.018	2460	0.00	na	na
Cd		0.4			51216.7	-0.59	2460	-0.03	na	na
Cr		10.1			51216.7	0.49	2460	0.02	na	na
Co		68.6			51216.7	0.039	2460	0.00	na	na
Cu		0.77			51216.7	0.14	2460	0.01	na	na
Pb		0.058			51216.7	0.076	2460	0.00	na	na
Mn		1050			51216.7	1	2460	0.05	na	na
Mb		0.17			51216.7	1050	2460	50.43	J	na
Ni		49.9			51216.7	0.52	2460	0.02	na	na
Ag		0.0026	u		51216.7	0.031	2460	0.00	na	na
Zn		86.6			51216.7	0.76	2460	0.04	na	na

Affected Analyte	Sample	Reported Result	Qualifier	Interferent	Interferent level in ICS	Conc. ICS	Interferent Level	Est. Interference	Validation Action	Validation Action
Sb	MSA-MW20I-080608	0.2		Fe	51216.7	0.14	41300	0.11	J	na
As		2.2			51216.7	0.49	41300	0.40	J	na
Ba		29.9			51216.7	0.75	41300	0.60	na	na
Be		0.014			51216.7	0.018	41300	0.01	J	na
Cd		0.15			51216.7	-0.59	41300	-0.48	J	na
Cr		3.3			51216.7	0.49	41300	0.40	J	na
Co		4.8			51216.7	0.039	41300	0.03	na	na
Cu		2.5			51216.7	0.14	41300	0.11	na	na
Pb		5.7			51216.7	0.076	41300	0.06	na	na
Mn		1760			51216.7	1	41300	0.81	na	na
Mb		0.34			51216.7	1050	41300	846.70	J	na
Ni		1.6			51216.7	0.52	41300	0.42	J	na
Ag		0.036			51216.7	0.031	41300	0.02	J	na
Zn		9.8			51216.7	0.76	41300	0.61	na	na

Water

Affected Analyte	Sample	Reported Result	Qualifier	Interferent	Interferent level in ICS	Conc. ICS	Interferent Level	Est. Interference	Validation Action	Validation Action
Sb	MSA-MW20S-080608	0.035	u	Fe	51216.7	0.14	137000	0.37	na	na
As		8.9			51216.7	0.49	137000	1.31	J	na
Ba		24			51216.7	0.75	137000	2.01	na	na
Be		0.15			51216.7	0.018	137000	0.05	J	na
Cd		0.014			51216.7	-0.59	137000	-1.58	J	na
Cr		2			51216.7	0.49	137000	1.31	J	na
Co		3.4			51216.7	0.039	137000	0.10	na	na
Cu		0.051	u		51216.7	0.14	137000	0.37	na	na
Pb		0.24			51216.7	0.076	137000	0.20	J	na
Mn		4550			51216.7	1	137000	2.67	na	na
Mb		0.2			51216.7	1050	137000	2808.65	J	na
Ni		1.3			51216.7	0.52	137000	1.39	J	na
Ag		0.0026	u		51216.7	0.031	137000	0.08	na	na
Zn		7.4			51216.7	0.76	137000	2.03	J	na

Affected Analyte	Sample	Reported Result	Qualifier	Interferent	Interferent level in ICS	Conc. ICS	Interferent Level	Est. Interference	Validation Action	Validation Action
Sb	MSA-MW26D-080708	0.1		Fe	51216.7	0.14	8430	0.02	J	na
As		7.2			51216.7	0.49	8430	0.08	na	na
Ba		20.2			51216.7	0.75	8430	0.12	na	na
Be		0.073			51216.7	0.018	8430	0.00	na	na
Cd		0.048			51216.7	-0.59	8430	-0.10	J	na
Cr		3.8			51216.7	0.49	8430	0.08	na	na
Co		1.1			51216.7	0.039	8430	0.01	na	na
Cu		9.7			51216.7	0.14	8430	0.02	na	na
Pb		1.8			51216.7	0.076	8430	0.01	na	na
Mn		119			51216.7	1	8430	0.16	na	na
Mb		0.41			51216.7	1050	8430	172.82	J	na
Ni		2.4			51216.7	0.52	8430	0.09	na	na
Ag		0.011			51216.7	0.031	8430	0.01	J	na
Zn		13.5			51216.7	0.76	8430	0.13	na	na

Affected Analyte	Sample	Reported Result	Qualifier	Interferent	Interferent level in ICS	Conc. ICS	Interferent Level	Est. Interference	Validation Action	Validation Action
Sb	MSA-MW26I-080708	0.035	u	Fe	51216.7	0.14	33400	0.09	na	na
As		3.5			51216.7	0.49	33400	0.32	na	na
Ba		138			51216.7	0.75	33400	0.49	na	na
Be		0.031			51216.7	0.018	33400	0.01	J	na
Cd		0.012			51216.7	-0.59	33400	-0.38	J	na
Cr		0.78			51216.7	0.49	33400	0.32	J	na
Co		45.3			51216.7	0.039	33400	0.03	na	na
Cu		1.5			51216.7	0.14	33400	0.09	na	na
Pb		0.23			51216.7	0.076	33400	0.05	J	na
Mn		1040			51216.7	1	33400	0.65	na	na
Mb		0.24			51216.7	1050	33400	684.74	J	na
Ni		16			51216.7	0.52	33400	0.34	na	na
Ag		0.0026	u		51216.7	0.031	33400	0.02	na	na
Zn		3.8			51216.7	0.76	33400	0.50	J	na

Affected Analyte	Sample	Reported Result	Qualifier	Interferent	Interferent level in ICS	Conc. ICS	Interferent Level	Est. Interference	Validation Action	Validation Action

Middle River Center
SDG 8H07118
total metals

				Water						
Sb B	MSA-MW26S-080708	0.24		Fe	51216.7	0.14	31800	0.09	J	na
As		4			51216.7	0.49	31800	0.30	na	na
Ba		1610			51216.7	0.75	31800	0.47	na	na
Be B		0.029			51216.7	0.018	31800	0.01	J	na
Cd B		0.03			51216.7	-0.59	31800	-0.37	J	na
Cr		3.1			51216.7	0.49	31800	0.30	na	na
Co		0.86			51216.7	0.039	31800	0.02	na	na
Cu		4.5			51216.7	0.14	31800	0.09	na	na
Pb		0.72			51216.7	0.076	31800	0.05	na	na
X Mn		788			51216.7	1	31800	0.62	na	na
Mb B		0.65			51216.7	1050	31800	651.94	J	na
-) Ni		1.4			51216.7	0.52	31800	0.32	J	na
Ag A		0.011			51216.7	0.031	31800	0.02	J	na
Zn		11.3			51216.7	0.76	31800	0.47	na	na

Water

dissolved metals

Affected Analyte	Sample	Reported Result	Qualifier	Interferent	Interferent level in ICS	Conc. ICS	Interferent Level	Est. Interference	Validation Action	Validation Action
Sb	DMW-10S-080808	0.035	U	Fe	51216.7	0.14	69200	0.19	X	na
As		16.7			51216.7	0.49	69200	0.66	na	na
Ba		21.2			51216.7	0.75	69200	1.01	na	na
Be		0.012	u		51216.7	0.018	69200	0.02	na	na
Cd		0.0061	B		51216.7	-0.59	69200	-0.80	X	na
Cr	B	0.77			51216.7	0.49	69200	0.66	J	na
Co		5.5			51216.7	0.039	69200	0.05	na	na
Cu		0.051	u		51216.7	0.14	69200	0.19	na	na
Pb	B	0.068			51216.7	0.076	69200	0.10	J	na
Mn		1590			51216.7	1	69200	1.35	na	na
Mb		0.66			51216.7	1050	69200	1418.68	J	na
Ni		2			51216.7	0.52	69200	0.70	J	na
Ag		0.0026	u		51216.7	0.031	69200	0.04	na	na
Zn		11.4			51216.7	0.76	69200	1.03	na	na

Affected Analyte	Sample	Reported Result	Qualifier	Interferent	Interferent level in ICS	Conc. ICS	Interferent Level	Est. Interference	Validation Action	Validation Action
Sb	DMW-21D-080808	0.035	u	Fe	51216.7	0.14	10300	0.03	na	na
As		2.7			51216.7	0.49	10300	0.10	na	na
Ba		33.6			51216.7	0.75	10300	0.15	na	na
Be		0.43			51216.7	0.018	10300	0.00	na	na
Cd	B	0.022			51216.7	-0.59	10300	-0.12	J	na
Cr	B	0.42			51216.7	0.49	10300	0.10	J	na
Co		12.7			51216.7	0.039	10300	0.01	na	na
Cu		0.051	u		51216.7	0.14	10300	0.03	na	na
Pb	B	0.024			51216.7	0.076	10300	0.02	J	na
Mn		171			51216.7	1	10300	0.20	na	na
Mb		0.12	u		51216.7	1050	10300	211.16	na	na
Ni		13.6			51216.7	0.52	10300	0.10	na	na
Ag	B	0.005			51216.7	0.031	10300	0.01	J	na
Zn		11.7			51216.7	0.76	10300	0.15	na	na

Affected Analyte	Sample	Reported Result	Qualifier	Interferent	Interferent level in ICS	Conc. ICS	Interferent Level	Est. Interference	Validation Action	Validation Action
Sb	DMW-21I-080808	0.035	u	Fe	51216.7	0.14	55000	0.15	na	na
As		7.8			51216.7	0.49	55000	0.53	na	na
Ba		28.4			51216.7	0.75	55000	0.81	na	na
Be		0.012	u		51216.7	0.018	55000	0.02	na	na
Cd	B	0.007			51216.7	-0.59	55000	-0.63	J	na
Cr	B	0.94			51216.7	0.49	55000	0.53	J	na
Co		3.3			51216.7	0.039	55000	0.04	na	na
Cu		0.051	u		51216.7	0.14	55000	0.15	na	na
Pb	B	0.047			51216.7	0.076	55000	0.08	J	na
Mn		1350			51216.7	1	55000	1.07	na	na
Mb		0.23			51216.7	1050	55000	1127.56	J	na
Ni		0.97			51216.7	0.52	55000	0.56	J	na
Ag	B	0.007			51216.7	0.031	55000	0.03	J	na
Zn	B	4.8			51216.7	0.76	55000	0.82	J	na

Affected Analyte	Sample	Reported Result	Qualifier	Interferent	Interferent level in ICS	Conc. ICS	Interferent Level	Est. Interference	Validation Action	Validation Action

Water

Sb	DMW-27DEEP-080808	0.089		Fe	51216.7	0.14	4120	0.01	J	na
As		2.8			51216.7	0.49	4120	0.04	na	na
Ba		44			51216.7	0.75	4120	0.06	na	na
Be		0.44			51216.7	0.018	4120	0.00	na	na
Cd B		0.027			51216.7	-0.59	4120	-0.05	J	na
Cr		3.1			51216.7	0.49	4120	0.04	na	na
Co		0.75			51216.7	0.039	4120	0.00	na	na
Cu		2.2			51216.7	0.14	4120	0.01	na	na
Pb		4.6			51216.7	0.076	4120	0.01	na	na
Mn		107			51216.7	1	4120	0.08	na	na
Mb		8.5			51216.7	1050	4120	84.46	J	na
Ni		2.8			51216.7	0.52	4120	0.04	na	na
Ag B		0.012			51216.7	0.031	4120	0.00	J	na
Zn		18.1			51216.7	0.76	4120	0.06	na	na

Affected Analyte	Sample	Reported Result	Qualifier	Interferent	Interferent level in ICS	Conc. ICS	Interferent Level	Est. Interference	Validation Action	Validation Action
Sb	DMW-28I-080808	0.093		Fe	51216.7	0.14	40400	0.11	J	na
As		7.4			51216.7	0.49	40400	0.39	na	na
Ba		116			51216.7	0.75	40400	0.59	na	na
Be B		0.12			51216.7	0.018	40400	0.01	J	na
Cd B		0.012			51216.7	-0.59	40400	-0.47	J	na
Cr		1.8			51216.7	0.49	40400	0.39	J	na
Co		46.2			51216.7	0.039	40400	0.03	na	na
Cu		0.051	u		51216.7	0.14	40400	0.11	na	na
Pb B		0.028			51216.7	0.076	40400	0.06	J	na
Mn		572			51216.7	1	40400	0.79	na	na
Mb		2.4			51216.7	1050	40400	828.25	J	na
Ni		39.6			51216.7	0.52	40400	0.41	na	na
Ag		0.0026	u		51216.7	0.031	40400	0.02	na	na
Zn		33.9			51216.7	0.76	40400	0.60	na	na

Affected Analyte	Sample	Reported Result	Qualifier	Interferent	Interferent level in ICS	Conc. ICS	Interferent Level	Est. Interference	Validation Action	Validation Action
Sb	MSA-MW15D-080608	0.035	u	Fe	51216.7	0.14	9480	0.03	na	na
As		0.5			51216.7	0.49	9480	0.09	J	na
Ba		31			51216.7	0.75	9480	0.14	na	na
Be		0.051			51216.7	0.018	9480	0.00	na	na
Cd B		0.018			51216.7	-0.59	9480	-0.11	J	na
Cr B		0.42			51216.7	0.49	9480	0.09	J	na
Co		8.2			51216.7	0.039	9480	0.01	na	na
Cu		0.051	u		51216.7	0.14	9480	0.03	na	na
Pb B		0.035			51216.7	0.076	9480	0.01	J	na
Mn		380			51216.7	1	9480	0.19	na	na
Mb		0.52			51216.7	1050	9480	194.35	J	na
Ni		12.4			51216.7	0.52	9480	0.10	na	na
Ag B		0.01			51216.7	0.031	9480	0.01	J	na
Zn		14.2			51216.7	0.76	9480	0.14	na	na

Water

Affected Analyte	Sample	Reported Result	Qualifier	Interferent	Interferent level in ICS	Conc. ICS	Interferent Level	Est. Interference	Validation Action	Validation Action
Sb	MSA-MW15I-080608	0.035	u	Fe	51216.7	0.14	24400	0.07		na
As		7.1			51216.7	0.49	24400	0.23	na	na
Ba		44.8			51216.7	0.75	24400	0.36	na	na
Be		0.19			51216.7	0.018	24400	0.01	na	na
Cd		0.0061	u		51216.7	-0.59	24400	-0.28	na	**UJ**
Cr		8.6			51216.7	0.49	24400	0.23	na	na
Co		43			51216.7	0.039	24400	0.02	na	na
Cu		0.051	u		51216.7	0.14	24400	0.07	na	na
Pb		0.018	u		51216.7	0.076	24400	0.04	na	na
Mn		437			51216.7	1	24400	0.48	na	na
Mb		0.56			51216.7	1050	24400	500.23	**J**	na
Ni		43.4			51216.7	0.52	24400	0.25	na	na
Ag		0.0026	u		51216.7	0.031	24400	0.01	na	na
Zn		46.4			51216.7	0.76	24400	0.36	na	na

Affected Analyte	Sample	Reported Result	Qualifier	Interferent	Interferent level in ICS	Conc. ICS	Interferent Level	Est. Interference	Validation Action	Validation Action
Sb	MSA-MW15S-080608	0.035	u	Fe	51216.7	0.14	13800	0.04	na	na
As		4.6			51216.7	0.49	13800	0.13	na	na
Ba		21.4			51216.7	0.75	13800	0.20	na	na
Be		1.1			51216.7	0.018	13800	0.00	na	na
Cd		0.46			51216.7	-0.59	13800	-0.16	**J**	na
Cr		5.7			51216.7	0.49	13800	0.13	na	na
Co		128			51216.7	0.039	13800	0.01	na	na
Cu		48.6			51216.7	0.14	13800	0.04	na	na
Pb		0.86			51216.7	0.076	13800	0.02	na	na
Mn		311			51216.7	1	13800	0.27	na	na
Mb		0.12	u		51216.7	1050	13800	282.92	na	na
Ni		151			51216.7	0.52	13800	0.14	na	na
Ag		0.0026	u		51216.7	0.031	13800	0.01	na	na
Zn		131			51216.7	0.76	13800	0.20	na	na

Affected Analyte	Sample	Reported Result	Qualifier	Interferent	Interferent level in ICS	Conc. ICS	Interferent Level	Est. Interference	Validation Action	Validation Action
Sb B	MSA-MW19D-080708	0.056		Fe	51216.7	0.14	24300	0.07	**J**	na
As		1.1			51216.7	0.49	24300	0.23	**J**	na
Ba		102			51216.7	0.75	24300	0.36	na	na
Be		1.6			51216.7	0.018	24300	0.01	na	na
Cd B		0.01			51216.7	-0.59	24300	-0.28	**J**	na
Cr		9.1			51216.7	0.49	24300	0.23	na	na
Co		77.5			51216.7	0.039	24300	0.02	na	na
Cu		0.051	u		51216.7	0.14	24300	0.07	na	na
Pb B		0.03			51216.7	0.076	24300	0.04	**J**	na
Mn		3120			51216.7	1	24300	0.47	na	na
Mb		0.12	u		51216.7	1050	24300	498.18	na	na
Ni		33.8			51216.7	0.52	24300	0.25	na	na
Ag		0.0026	u		51216.7	0.031	24300	0.01	na	na
Zn		74.3			51216.7	0.76	24300	0.36	na	na

Affected Analyte	Sample	Reported Result	Qualifier	Interferent	Interferent level in ICS	Conc. ICS	Interferent Level	Est. Interference	Validation Action	Validation Action

Water

Sb B	MSA-MW19I-080708	0.096		Fe	51216.7	0.14	51700	0.14	J	na
As		4.5			51216.7	0.49	51700	0.49	J	na
Ba		63.6			51216.7	0.75	51700	0.76	na	na
Be		0.9			51216.7	0.018	51700	0.02	na	na
Cd B		0.048			51216.7	-0.59	51700	-0.60	J	na
Cr B		2.2			51216.7	0.49	51700	0.49	J	na
Co		63.6			51216.7	0.039	51700	0.04	na	na
Cu		0.051	u		51216.7	0.14	51700	0.14	na	na
Pb B		0.037			51216.7	0.076	51700	0.08	J	na
Mn		2810			51216.7	1	51700	1.01	na	na
Mb B		0.27			51216.7	1050	51700	1059.91	J	na
Ni		41.8			51216.7	0.52	51700	0.52	na	na
Ag		0.0026	u		51216.7	0.031	51700	0.03	na	na
Zn		99.8			51216.7	0.76	51700	0.77	na	na

Affected Analyte	Sample	Reported Result	Qualifier	Interferent	Interferent level in ICS	Conc. ICS	Interferent Level	Est. Interference	Validation Action	Validation Action
Sb	MSA-MW20D-080608	0.035	u	Fe	51216.7	0.14	2480	0.01	na	na
As		1.2			51216.7	0.49	2480	0.02	na	na
Ba		134			51216.7	0.75	2480	0.04	na	na
Be		1.1			51216.7	0.018	2480	0.00	na	na
Cd		0.32			51216.7	-0.59	2480	-0.03	na	na
Cr		10			51216.7	0.49	2480	0.02	na	na
Co		68.2			51216.7	0.039	2480	0.00	na	na
Cu		0.051	u		51216.7	0.14	2480	0.01	na	na
Pb		0.018	u		51216.7	0.076	2480	0.00	na	na
Mn		1060			51216.7	1	2480	0.05	na	na
Mb		0.12	u		51216.7	1050	2480	50.84	na	na
Ni		45.9			51216.7	0.52	2480	0.03	na	na
Ag B		0.003			51216.7	0.031	2480	0.00	J	na
Zn		73.6			51216.7	0.76	2480	0.04	na	na

Affected Analyte	Sample	Reported Result	Qualifier	Interferent	Interferent level in ICS	Conc. ICS	Interferent Level	Est. Interference	Validation Action	Validation Action
Sb	MSA-MW20I-080608	0.035	u	Fe	51216.7	0.14	37400	0.10	na	na
As B		2			51216.7	0.49	37400	0.36	J	na
Ba		21.3			51216.7	0.75	37400	0.55	na	na
Be		0.012	u		51216.7	0.018	37400	0.01	na	na
Cd		0.0061	u		51216.7	-0.59	37400	-0.43	na	UJ
Cr B		0.35			51216.7	0.49	37400	0.36	J	na
Co		5.4			51216.7	0.039	37400	0.03	na	na
Cu		0.051	u		51216.7	0.14	37400	0.10	na	na
Pb		0.018	u		51216.7	0.076	37400	0.06	na	na
Mn		2010			51216.7	1	37400	0.73	na	na
Mb		0.12	u		51216.7	1050	37400	766.74	na	na
Ni		1.1			51216.7	0.52	37400	0.38	J	na
Ag		0.0026	u		51216.7	0.031	37400	0.02	na	na
Zn B		4.1			51216.7	0.76	37400	0.55	J	na

Water

Affected Analyte	Sample	Reported Result	Qualifier	Interferent	Interferent level in ICS	Conc. ICS	Interferent Level	Est. Interference	Validation Action	Validation Action
Sb	MSA-MW20S-080608	0.035		Fe	51216.7	0.14	130000	0.36		na
As		8.3			51216.7	0.49	130000	1.24	J	na
Ba		22.3			51216.7	0.75	130000	1.90	na	na
Be		0.18			51216.7	0.018	130000	0.05	J	na
Cd		0.0061	u		51216.7	-0.59	130000	-1.50	na	UJ
Cr		1.8			51216.7	0.49	130000	1.24	J	na
Co		3.3			51216.7	0.039	130000	0.10	na	na
Cu		0.051	u		51216.7	0.14	130000	0.36	na	na
Pb		0.025			51216.7	0.076	130000	0.19	J	na
Mn		4170			51216.7	1	130000	2.54	na	na
Mb		0.12	u		51216.7	1050	130000	2665.15	na	na
Ni		1.1			51216.7	0.52	130000	1.32	J	na
Ag		0.003			51216.7	0.031	130000	0.08	J	na
Zn		2.8			51216.7	0.76	130000	1.93	J	na

Affected Analyte	Sample	Reported Result	Qualifier	Interferent	Interferent level in ICS	Conc. ICS	Interferent Level	Est. Interference	Validation Action	Validation Action
Sb	MSA-MW26D-080708	0.035	u	Fe	51216.7	0.14	9250	0.03	na	na
As		7.3			51216.7	0.49	9250	0.09	na	na
Ba		13.5			51216.7	0.75	9250	0.14	na	na
Be		0.012	u		51216.7	0.018	9250	0.00	na	na
Cd		0.0061	u		51216.7	-0.59	9250	-0.11	na	UJ
Cr		0.68			51216.7	0.49	9250	0.09	J	na
Co		1.1			51216.7	0.039	9250	0.01	na	na
Cu		0.17			51216.7	0.14	9250	0.03	J	na
Pb		0.037			51216.7	0.076	9250	0.01	J	na
Mn		140			51216.7	1	9250	0.18	na	na
Mb		0.12	u		51216.7	1050	9250	189.64	na	na
Ni		2			51216.7	0.52	9250	0.09	na	na
Ag		0.0026	u		51216.7	0.031	9250	0.01	na	na
Zn		12.2			51216.7	0.76	9250	0.14	na	na

Affected Analyte	Sample	Reported Result	Qualifier	Interferent	Interferent level in ICS	Conc. ICS	Interferent Level	Est. Interference	Validation Action	Validation Action
Sb	MSA-MW26I-080708	0.035	u	Fe	51216.7	0.14	32100	0.09	na	na
As		3.4			51216.7	0.49	32100	0.31	na	na
Ba		133			51216.7	0.75	32100	0.47	na	na
Be		0.026			51216.7	0.018	32100	0.01	J	na
Cd		0.0061	u		51216.7	-0.59	32100	-0.37	na	UJ
Cr		0.62			51216.7	0.49	32100	0.31	J	na
Co		44.2			51216.7	0.039	32100	0.02	na	na
Cu		0.051	u		51216.7	0.14	32100	0.09	na	na
Pb		0.018	u		51216.7	0.076	32100	0.05	na	na
Mn		1010			51216.7	1	32100	0.63	na	na
Mb		0.13			51216.7	1050	32100	658.09	J	na
Ni		16			51216.7	0.52	32100	0.33	na	na
Ag		0.0026	u		51216.7	0.031	32100	0.02	na	na
Zn		2.6			51216.7	0.76	32100	0.48	J	na

Affected Analyte	Sample	Reported Result	Qualifier	Interferent	Interferent level in ICS	Conc. ICS	Interferent Level	Est. Interference	Validation Action	Validation Action

Water

Sb	MSA-MW26S-080708	0.2		Fe	51216.7	0.14	36200	0.10	J	na
As		4.8			51216.7	0.49	36200	0.35	na	na
Ba		1720			51216.7	0.75	36200	0.53	na	na
Be		0.026			51216.7	0.018	36200	0.01	J	na
Cd		0.0061	u		51216.7	-0.59	36200	-0.42	na	UJ
Cr		2.7			51216.7	0.49	36200	0.35	J	na
Co		0.9			51216.7	0.039	36200	0.03	na	na
Cu		0.21			51216.7	0.14	36200	0.10	J	na
Pb		0.028			51216.7	0.076	36200	0.05	J	na
Mn		924			51216.7	1	36200	0.71	na	na
Mo		1.1			51216.7	1050	36200	742.14	J	na
Ni		0.86			51216.7	0.52	36200	0.37	J	na
Ag		0.0026	u		51216.7	0.031	36200	0.02	na	na
Zn		1.5			51216.7	0.76	36200	0.54	J	na

CASE NARRATIVE

8H07118

The following report contains the analytical results for eleven water samples and nine quality control samples submitted to TestAmerica North Canton by Tetra Tech NUS Inc. from the Martin State Airport Site. The samples were received August 07, 2008, August 08, 2008 and August 09, 2008, according to documented sample acceptance procedures.

This SDG consists of (3) laboratory ID's: A8H070118, A8H080117, and A8H090106.

TestAmerica utilizes USEPA approved methods in all analytical work. The samples presented in this report were analyzed for the parameter(s) listed on the analytical methods summary page in accordance with the method(s) indicated. Preliminary results were provided to Michael Martin, Tobrena Skeen, and Tony Apanavage on August 21, 2008, and August 22, 2008. A summary of QC data for these analyses is included at the back of the report.

TestAmerica North Canton attests to the validity of the laboratory data generated by TestAmerica facilities reported herein. All analyses performed by TestAmerica facilities were done using established laboratory SOPs that incorporate QA/QC procedures described in the applicable methods. TestAmerica's operations groups have reviewed the data for compliance with the laboratory QA/QC plan, and data have been found to be compliant with laboratory protocols unless otherwise noted below.

Any reference within this document to Severn Trent Laboratories, Inc. or STL, should be understood to refer to TestAmerica Laboratories, Inc. (formerly known as Severn Trent Laboratories, Inc.)

The test results in this report meet all NELAP requirements for parameters for which accreditation is required or available. Any exceptions to NELAP requirements are noted in this report. Pursuant to NELAP, this report may not be reproduced, except in full, without the written approval of the laboratory.

Please refer to the Quality Control Elements Narrative following this case narrative for additional quality control information.

If you have any questions, please call the Project Manager, Patrick J. O'Meara, at 330-497-9396.

This report is sequentially paginated. The final page of the report is labeled as "END OF REPORT."

CASE NARRATIVE (continued)

SUPPLEMENTAL QC INFORMATION

SAMPLE RECEIVING

The coolers were received at temperatures ranging from 0.0 to 2.6°C.

GC/MS VOLATILES

The sample(s) that contained concentrations of target analyte(s) at a reportable level in the associated Method Blank(s) were flagged with "B". All target analytes in the Method Blank must be below the reporting limit (RL) or the associated sample(s) must be ND with the exception of common laboratory contaminants.

The sample(s) that contain results between the MDL and the RL were flagged with "J". There is a possibility of false positive or mis-identification at these quantitation levels. In analytical methods requiring confirmation of the analyte reported, confirmation was performed only down to the standard reporting limit (SRL). The acceptance criteria for QC samples may not be met at these quantitation levels.

2-Chloroethyl vinyl ether cannot be reliably recovered in an acid preserved sample.

GC/MS SEMIVOLATILES

The matrix spike/matrix spike duplicate(s) for batch(es) 8220251 had RPD's and recoveries outside acceptance limits. However, since the associated method blank(s) and laboratory control sample(s) were in control, no corrective action was necessary.

METALS

The sample(s) that contain results between the MDL and the RL were flagged with "B". There is the possibility of false positive or mis-identification at these quantitation levels. The acceptance criteria for the ICB, CCB, and Method Blank are +/- the standard reporting limit (SRL).

The sample(s) that contained concentrations of target analyte(s) at a reportable level in the associated Method Blank(s) were flagged with "J". Refer to the sample report pages for the affected analyte(s).

Matrix spike recovery and relative percent difference (RPD) data were not calculated for some analytes for MSA-MW26S-080708 and DMW-21I-080808 due to the sample concentration reading greater than four times the spike amount. See the Matrix Spike

Report for the affected analytes which will be flagged with "NC, MSB".

CASE NARRATIVE (continued)

METALS (continued)

The matrix spike/matrix spike duplicate(s) for MSA-MW26S-080708 had recoveries outside acceptance limits. However, since the associated method blank(s) and laboratory control sample(s) were in control, no corrective action was necessary.

No ICP MS Form IX was provided for batch(es) 8225076. The serial dilution was performed on a different sample from the same QC batch(es).

GENERAL CHEMISTRY

The sample(s) that contain results between the MDL and the RL were flagged with "B". There is the possibility of false positive or mis-identification at these quantitation levels. The acceptance criteria for the ICB, CCB, and Method Blank are +/- the standard reporting limit (SRL).

The matrix spike/matrix spike duplicate(s) for DMW-28I-080808 had recoveries outside acceptance limits. However, since the associated method blank(s) and laboratory control sample(s) were in control, no corrective action was necessary.

QUALITY CONTROL ELEMENTS NARRATIVE

TestAmerica North Canton conducts a quality assurance/quality control (QA/QC) program designed to provide scientifically valid and legally defensible data. Toward this end, several types of quality control indicators are incorporated into the QA/QC program, which is described in detail in QA Policy, QA-003. These indicators are introduced into the sample testing process to provide a mechanism for the assessment of the analytical data.

QC BATCH

Environmental samples are taken through the testing process in groups called QUALITY CONTROL BATCHES (QC batches). A QC batch contains up to twenty environmental samples of a similar matrix (water, soil) that are processed using the same reagents and standards. TestAmerica North Canton requires that each environmental sample be associated with a QC batch.

Several quality control samples are included in each QC batch and are processed identically to the twenty environmental samples.

For SW846/RCRA methods, QC samples include a METHOD BLANK (MB), a LABORATORY CONTROL SAMPLE (LCS) and, where appropriate, a MATRIX SPIKE/MATRIX SPIKE DUPLICATE (MS/MSD) pair or a MATRIX SPIKE/SAMPLE DUPLICATE (MS/DU) pair. If there is insufficient sample to perform an MS/MSD or an MS/DU, then a LABORATORY CONTROL SAMPLE DUPLICATE (LCSD) is included in the QC batch.

For 600 series/CWA methods, QC samples include a METHOD BLANK (MB), a LABORATORY CONTROL SAMPLE (LCS) and, where appropriate, a MATRIX SPIKE (MS). An MS is prepared and analyzed at a 10% frequency for GC Methods and at a 5% frequency for GC/MS methods.

LABORATORY CONTROL SAMPLE

The Laboratory Control Sample is a QC sample that is created by adding known concentrations of a full or partial set of target analytes to a matrix similar to that of the environmental samples in the QC batch. Multi peak responders may not be included in the target spike list due to co-elution. The LCS analyte recovery results are used to monitor the analytical process and provide evidence that the laboratory is performing the method within acceptable guidelines. All control analytes indicated by a bold type in the LCS must meet acceptance criteria. Failure to meet the established recovery guidelines requires the repreparation and reanalysis of all samples in the QC batch. Comparison of only the failed parameters from the first batch are evaluated. The only exception to the rework requirement is that if the LCS recoveries are biased high and the associated sample is ND (non-detected) for the parameter(s) of interest, the batch is acceptable.

At times, a Laboratory Control Sample Duplicate (LCSD) is also included in the QC batch. An LCSD is a QC sample that is created and handled identically to the LCS. Analyte recovery data from the LCSD is assessed in the same way as that of the LCS. The LCSD recoveries, together with the LCS recoveries, are used to determine the reproducibility (precision) of the analytical system. Precision data are expressed as relative percent differences (RPDs). If the RPD fails for an LCS/LCSD and yet the recoveries are within acceptance criteria, the batch is still acceptable.

METHOD BLANK

The Method Blank is a QC sample consisting of all the reagents used in analyzing the environmental samples contained in the QC batch. Method Blank results are used to determine if interference or contamination in the analytical system could lead to the reporting of false positive data or elevated analyte concentrations. All target analytes must be below the reporting limits (RL) or the associated sample(s) must be ND except under the following circumstances:

- Common organic contaminants may be present at concentrations up to 5 times the reporting limits. Common metals contaminants may be present at concentrations up to 2 times the reporting limit, or the reported blank concentration must be twenty fold less than the concentration reported in the associated environmental samples. (See common laboratory contaminants listed in the table.)

Volatile (GC or GC/MS)	Semivolatile (GC/MS)	Metals ICP-MS	Metals ICP Trace
Methylene Chloride, Acetone, 2-Butanone	Phthalate Esters	Copper, Iron, Zinc, Lead, Calcium, Magnesium, Potassium, Sodium, Barium, Chromium, Manganese	Copper, Iron, Zinc, Lead

- Organic blanks will be accepted if compounds detected in the blank are present in the associated samples at levels 10 times the blank level. Inorganic blanks will be accepted if elements detected in the blank are present in the associated samples at 20 times the blank level.

- Blanks will be accepted if the compounds/elements detected are not present in any of the associated environmental samples.

Failure to meet these Method Blank criteria requires the repreparation and reanalysis of all samples in the QC batch.

MATRIX SPIKE/MATRIX SPIKE DUPLICATE

A Matrix Spike and a Matrix Spike Duplicate are a pair of environmental samples to which known concentrations of a full or partial set of target analytes are added. The MS/MSD results are determined in the same manner as the results of the environmental sample used to prepare the MS/MSD. The analyte recoveries and the relative percent differences (RPDs) of the recoveries are calculated and used to evaluate the effect of the sample matrix on the analytical results. Due to the potential variability of the matrix of each sample, the MS/MSD results may not have an immediate bearing on any samples except the one spiked; therefore, the associated batch MS/MSD may not reflect the same compounds as the samples contained in the analytical report. When these MS/MSD results fail to meet acceptance criteria, the data is evaluated. If the LCS is within acceptance criteria, the batch is considered acceptable.

For certain methods, a Matrix Spike/Sample Duplicate (MS/DU) may be included in the QC batch in place of the MS/MSD. For the parameters (i.e. pH, ignitability) where it is not possible to prepare a spiked sample, a Sample Duplicate may be included in the QC batch. However, a Sample Duplicate is less likely to provide usable precision statistics depending on the likelihood of finding concentrations below the standard reporting limit. When the Sample Duplicate result fails to meet acceptance criteria, the data is evaluated.

For certain methods (600 series methods/CWA), a Matrix Spike is required in place of a Matrix Spike/Matrix Spike Duplicate (MS/MSD) or Matrix Spike/Sample Duplicate (MS/DU).

The acceptance criteria do not apply to samples that are diluted.

SURROGATE COMPOUNDS

In addition to these batch-related QC indicators, each organic environmental and QC sample is spiked with surrogate compounds. Surrogates are organic chemicals that behave similarly to the analytes of interest and that are rarely present in the environment. Surrogate recoveries are used to monitor the individual performance of a sample in the analytical system.

If surrogate recoveries are biased high in the LCS, LCSD, or the Method Blank, and the associated sample(s) are ND, the batch is acceptable. Otherwise, if the LCS, LCSD, or Method Blank surrogate(s) fail to meet recovery criteria, the entire sample batch is reprepared and reanalyzed. If the surrogate recoveries are outside criteria for environmental samples, the samples will be reprepared and reanalyzed unless there is objective evidence of matrix interference or if the sample dilution is greater than the threshold outlined in the associated method SOP.

The acceptance criteria do not apply to samples that are diluted. All other surrogate recoveries will be reported.

For the GC/MS BNA methods, the surrogate criterion is that two of the three surrogates for each fraction must meet acceptance criteria. The third surrogate must have a recovery of ten percent or greater.

For the Pesticide and PCB methods, the surrogate criterion is that one of two surrogate compounds must meet acceptance criteria. The second surrogate must have a recovery of 10% or greater.

Chain of Custody Record

TAL-4124 (1007)

Temperature on Receipt _____

Drinking Water? Yes ☐ No ☐

TestAmerica

THE LEADER IN ENVIRONMENTAL TESTING

Client: TEtra Tech NUS	Project Manager: Tony Apanavage	Date: 8-6-08	Chain of Custody Number: 093929
Address: 20257 Century Blvd ST 200	Telephone Number (Area Code)/Fax Number: (301) 528.3021	Lab Number:	Page 1 of 1
City: Germantown; State: MD; Zip Code: 20874	Site Contact: Walt Pryor; Lab Contact: Pat O'meara		
Project Name and Location (State): Martin State Airport	Carrier/Waybill Number:		
Contract/Purchase Order/Quote No.:			

Analysis (Attach list if more space is needed)

Sample I.D. No. and Description (Containers for each sample may be combined on one line)	Date	Time	Matrix: Air	Aqueous	Sed.	Soil	Containers & Preservatives: Unpres.	H2SO4	HNO3	HCl	NaOH	ZnAc/NaOH	VOCs	Tot. metals	Diss metals	1,4 Dioxane	Hex Chrome	Special Instructions/ Conditions of Receipt
TB-080608	8-6-08	0730		X						X			X					
MSA-MW15D-080608		1100		X			X		X	X			X	X	X	X	X	
MSA-MW20S-080608		1115		X			X		X	X			X	X	X	X	X	
MSA-MW20I-080608		1232		X			X		X	X			X	X	X	X	X	
MSA-MW15I-080608		1340		X			X		X	X			X	X	X	X	X	
MSA-MW15S-080608		1500		X			X		X	X			X	X	X	X	X	
MSA-MW20D-080608		1507		X			X		X	X			X	X	X	X	X	

Possible Hazard Identification: ☐ Non-Hazard ☐ Flammable ☐ Skin Irritant ☐ Poison B ☐ Unknown

Sample Disposal: ☐ Return To Client ☐ Disposal By Lab ☐ Archive For _____ Months (A fee may be assessed if samples are retained longer than 1 month)

Turn Around Time Required: ☐ 24 Hours ☐ 48 Hours ☐ 7 Days ☐ 14 Days ☐ 21 Days ☐ Other _____

QC Requirements (Specify)

	Date	Time		Date	Time
1. Relinquished By: [signature]	8-6-08	1700	1. Received By: [signature]	8-6-08	1700
2. Relinquished By:			2. Received By: [signature]	8/7/08	0920
3. Relinquished By:			3. Received By:		

Comments

DISTRIBUTION: WHITE - Returned to Client with Report; CANARY - Stays with the Sample; PINK - Field Copy

North Canton

33

Chain of Custody Record

Temperature on Receipt _____

Drinking Water? Yes ☐ No ☐

TestAmerica
THE LEADER IN ENVIRONMENTAL TESTING

TAL-4124 (1007)

Client	Project Manager	Date	Chain of Custody Number
Tetra Tech NUS	Tony Annavazzo	8-7-08	093930
Address	**Telephone Number (Area Code)/Fax Number**	**Lab Number**	**Page 1 of 1**
20251 Century Blvd STE 200	(301) 528-3021		
City / **State** / **Zip Code**	**Site Contact**	**Lab Contact**	
Germantown / MD / 20874	Walt Pagan	Pat O'meara	
Project Name and Location (State)	**Carrier/Waybill Number**		
Martin State Airport			
Contract/Purchase Order/Quote No.			

Sample I.D. No. and Description (Containers for each sample may be combined on one line)	Date	Time	Matrix: Air	Aqueous	Sed.	Soil	Containers & Preservatives: Unpres.	H2SO4	HNO3	HCl	NaOH	ZnAc/ NaOH	Analysis: VOCs	TAL Metals	Diss metals	1,4 Dioxane	Hex Chrome	Special Instructions/ Conditions of Receipt
TB-080708	8-7-08	0730		X						X			X					
MSA-MW26S-080708		1045		X			X		X	X			X	X	X	X	X	
MSA-MW19I-080708		1146		X			X		X	X			X	X	X	X	X	
MSA-MW26D-080708		1255		X			X		X	X			X	X	X	X	X	
MSA-MW19D-080708		1414		X			X		X	X			X	X	X	X	X	
MSA-MW26I-080708	↓	1415		X			X		X	X			X	X	X	X	X	

Possible Hazard Identification
☐ Non-Hazard ☐ Flammable ☐ Skin Irritant ☐ Poison B ☐ Unknown

Sample Disposal
☐ Return To Client ☐ Disposal By Lab ☐ Archive For _____ Months (A fee may be assessed if samples are retained longer than 1 month)

Turn Around Time Required
☐ 24 Hours ☐ 48 Hours ☐ 7 Days ☐ 14 Days ☐ 21 Days ☐ Other _____

QC Requirements (Specify)

	Date	Time		Date	Time
1. Relinquished By: Walter Pagan	8-7-08	1700	1. Received By: Alana Mangum	8/8/08	900
2. Relinquished By			2. Received By		
3. Relinquished By			3. Received By		

Comments

DISTRIBUTION: WHITE - Returned to Client with Report; CANARY - Stays with the Sample; PINK - Field Copy

North Canton

Chain of Custody Record

Temperature on Receipt _____

Drinking Water? Yes ☐ No ☐

TestAmerica
THE LEADER IN ENVIRONMENTAL TESTING

TAL-4124 (1007)

Client	Project Manager	Date	Chain of Custody Number
Tetra Tech NUS	Tony Aparavage	8-8-08	093932
Address	**Telephone Number (Area Code)/Fax Number**	**Lab Number**	**Page** 1 of 1
20251 Century Blvd STE 200	(301) 528-3021		
City / **State** / **Zip Code**	**Site Contact**	**Lab Contact**	
Germantown / MD / 20874	Walt Payne	Pat O'Meara	
Project Name and Location (State)	**Carrier/Waybill Number**		
Martin State Airport			
Contract/Purchase Order/Quote No.			

Sample I.D. No. and Description (Containers for each sample may be combined on one line)	Date	Time	Matrix: Air	Aqueous	Sed.	Soil	Containers & Preservatives: Unpres.	H2SO4	HNO3	HCl	NaOH	ZnAc/ NaOH	Analysis: VOCs	TAL metals	Diss Metals	1,4 Dioxane	Hex Chrom	Special Instructions/ Conditions of Receipt
TB-080808	8-8-08	0730		X						X			X					
Dmw-21I-080808		1015		X			X		X	X			X	X	X	X	X	
Dmw-29I-080808		1036		X			X		X	X			X	X	X	X	X	
Dmw-21D-080808		1205		X			X		X	X			X	X	X	X	X	
Dmw-27 Deep-080808		1221		X			X		X	X			X	X	X	X	X	
Dmw-10S-080808		1400		X			X		X	X			X	X	X	X	X	
Dmw-29 Deep-080808		1527		X			X		X	X			X	X	X	X	X	

Possible Hazard Identification
☐ Non-Hazard ☐ Flammable ☐ Skin Irritant ☐ Poison B ☐ Unknown

Sample Disposal
☐ Return To Client ☐ Disposal By Lab ☐ Archive For _____ Months
(A fee may be assessed if samples are retained longer than 1 month)

Turn Around Time Required
☐ 24 Hours ☐ 48 Hours ☐ 7 Days ☐ 14 Days ☐ 21 Days ☐ Other _____

QC Requirements (Specify)

	Date	Time		Date	Time
1. Relinquished By: Walt Payne	8-8-08	1630	1. Received By:	8-9-08	0915
2. Relinquished By			2. Received By		
3. Relinquished By			3. Received By		

Comments

DISTRIBUTION: WHITE - Returned to Client with Report; CANARY - Stays with the Sample; PINK - Field Copy

North Canton

TestAmerica North Canton

Metals Data Reporting Form

Initial Calibration Verification Standard

Instrument: CVAA **Units:** ug/L

Chart Number: hg10815a.prn **Acceptable Range:** 90% - 110%

Standard Source: Ultra **Standard ID:**

Element	WL/ Mass	True Conc	Ck5ICV 08/15/08 11:48 AM Found	% Rec	Found	% Rec	Found	% Rec	Found	% Rec	Found	% Rec
Mercury	253.7	2.5	2.53	**101.0**								

TestAmerica North Canton

Metals Data Reporting Form

Continuing Calibration Verification

Instrument: CVAA **Units:** ug/L

Chart Number: hg10815a.prn **Acceptable Range:** 80% - 120%

Standard Source: Ultra **Standard ID:**

Element	WL/ Mass	True Conc	Ck2CCV 08/15/08 11:52 AM Found	% Rec	Ck2CCV 08/15/08 12:06 PM Found	% Rec	Ck2CCV 08/15/08 12:20 PM Found	% Rec	Ck2CCV 08/15/08 12:47 PM Found	% Rec	Ck2CCV 08/15/08 1:01 PM Found	% Rec
Mercury	253.7	5.0	5.06	**101.3**	5.09	**101.7**	5.05	**101.1**	4.97	**99.4**	5.00	**100.0**

TestAmerica North Canton

Metals Data Reporting Form

Continuing Calibration Verification

Instrument: CVAA **Units:** ug/L

Chart Number: hg10815a.prn **Acceptable Range:** 80% - 120%

Standard Source: Ultra **Standard ID:**

Element	WL/ Mass	True Conc	Ck2CCV 08/15/08 1:16 PM Found	% Rec	Ck2CCV 08/15/08 1:30 PM Found	% Rec	Ck2CCV 08/15/08 1:46 PM Found	% Rec	Ck2CCV 08/15/08 2:00 PM Found	% Rec	Ck2CCV 08/15/08 2:07 PM Found	% Rec
Mercury	253.7	5.0	4.95	**98.9**	5.03	**100.6**	5.01	**100.1**	4.94	**98.8**	4.98	**99.6**

TestAmerica North Canton

Metals Data Reporting Form

Continuing Calibration Verification

Instrument: CVAA **Units:** ug/L

Chart Number: hg10815a.prn **Acceptable Range:** 80% - 120%

Standard Source: Ultra **Standard ID:**

Element	WL/ Mass	True Conc	Ck2CCV 08/15/08 2:53 PM Found	% Rec	Ck2CCV 08/15/08 3:00 PM Found	% Rec	Ck2CCV 08/15/08 3:10 PM Found	% Rec	Ck2CCV 08/15/08 3:15 PM Found	% Rec	Ck2CCV 08/15/08 3:52 PM Found	% Rec
Mercury	253.7	5.0	5.09	**101.9**	4.90	**97.9**	4.98	**99.7**	4.85	**97.0**	5.16	**103.2**

TestAmerica North Canton

Metals Data Reporting Form

Continuing Calibration Verification

Instrument: CVAA

Units: ug/L

Chart Number: hg10815a.prn

Acceptable Range: 80% - 120%

Standard Source: Ultra

Standard ID:

Element	WL/ Mass	True Conc	Ck2CCV 08/15/08 4:07 PM		Ck2CCV 08/15/08 4:21 PM		Ck2CCV 08/15/08 4:37 PM		Ck2CCV 08/15/08 4:52 PM		Ck2CCV 08/15/08 5:06 PM	
			Found	% Rec	Found	% Rec	Found	% Rec	Found	% Rec	Found	% Rec
Mercury	253.7	5.0	5.04	**100.8**	5.10	**101.9**	5.00	**100.1**	4.97	**99.5**	5.01	**100.2**

TestAmerica North Canton

Metals Data Reporting Form

Continuing Calibration Verification

Instrument: CVAA

Units: ug/L

Chart Number: hg10815a.prn

Acceptable Range: 80% - 120%

Standard Source: Ultra

Standard ID:

Element	WL/ Mass	True Conc	Ck2CCV 08/15/08 5:21 PM Found	% Rec	Ck2CCV 08/15/08 5:37 PM Found	% Rec	Ck2CCV 08/15/08 5:52 PM Found	% Rec	Found	% Rec	Found	% Rec
Mercury	253.7	5.0	4.99	**99.8**	4.97	**99.5**	4.98	**99.6**				

TestAmerica North Canton

Metals Data Reporting Form

Initial Calibration Blank Results

Instrument: CVAA **Units:** ug/L

Chart Number: hg10815a.prn

Standard Source: _____ **Standard ID:** _____

Element	WL/ Mass	Report Limit	Ck4ICB 08/15/08 11:49 AM Found	Q	Found	Q	Found	Q	Found	Q	Found	Q
Mercury	253.7	0.2	0.1	U								

5.04.5

U Result is less than the IDL

B Result is between IDL and RL

Form 3 Equivalent

TestAmerica North Canton

Metals Data Reporting Form

Continuing Calibration Blank Results

Instrument: CVAA **Units:** ug/L

Chart Number: hg10815a.prn

Standard Source: _____ **Standard ID:** _____

Element	WL/ Mass	Report Limit	Ck1CCB 08/15/08 11:53 AM Found	Q	Ck1CCB 08/15/08 12:08 PM Found	Q	Ck1CCB 08/15/08 12:22 PM Found	Q	Ck1CCB 08/15/08 12:48 PM Found	Q	Ck1CCB 08/15/08 1:02 PM Found	Q
Mercury	253.7	0.2	0.1	U	0.1	U	0.1	U	**-0.1**	**B**	0.1	U

U Result is less than the IDL

B Result is between IDL and RL

TestAmerica North Canton

Metals Data Reporting Form

Continuing Calibration Blank Results

Instrument: CVAA **Units:** ug/L

Chart Number: hg10815a.prn

Standard Source: _____ **Standard ID:** _____

Element	WL/ Mass	Report Limit	Ck1CCB 08/15/08 1:17 PM Found	Q	Ck1CCB 08/15/08 1:32 PM Found	Q	Ck1CCB 08/15/08 1:47 PM Found	Q	Ck1CCB 08/15/08 2:01 PM Found	Q	Ck1CCB 08/15/08 2:08 PM Found	Q
Mercury	253.7	0.2	**-0.2**	**B**	0.1	U	0.1	U	**-0.1**	**B**	**-0.1**	**B**

U Result is less than the IDL

B Result is between IDL and RL

TestAmerica North Canton

Metals Data Reporting Form

Continuing Calibration Blank Results

Instrument: CVAA **Units:** ug/L

Chart Number: hg10815a.prn

Standard Source: _____ **Standard ID:** _____

Element	WL/ Mass	Report Limit	Ck1CCB 08/15/08 2:54 PM Found	Q	Ck1CCB 08/15/08 3:01 PM Found	Q	Ck1CCB 08/15/08 3:11 PM Found	Q	Ck1CCB 08/15/08 3:17 PM Found	Q	Ck1CCB 08/15/08 3:53 PM Found	Q
Mercury	253.7	0.2	**-0.1**	**B**	**-0.2**	**B**	0.1	U	0.1	U	0.1	U

U Result is less than the IDL

B Result is between IDL and RL

Form 3 Equivalent

TestAmerica North Canton

Metals Data Reporting Form

Continuing Calibration Blank Results

Instrument: CVAA **Units:** ug/L

Chart Number: hg10815a.prn

Standard Source: _____ **Standard ID:** _____

Element	WL/ Mass	Report Limit	Ck1CCB 08/15/08 4:08 PM		Ck1CCB 08/15/08 4:23 PM		Ck1CCB 08/15/08 4:38 PM		Ck1CCB 08/15/08 4:54 PM		Ck1CCB 08/15/08 5:08 PM	
			Found	Q	Found	Q	Found	Q	Found	Q	Found	Q
Mercury	253.7	0.2	0.1	U	0.1	U	**-0.1**	**B**	0.1	U	0.1	U

U Result is less than the IDL

B Result is between IDL and RL

TestAmerica North Canton

Metals Data Reporting Form

Continuing Calibration Blank Results

Instrument: CVAA **Units:** ug/L

Chart Number: hg10815a.prn

Standard Source: _____ **Standard ID:** _____

Element	WL/ Mass	Report Limit	Ck1CCB 08/15/08 5:22 PM Found	Q	Ck1CCB 08/15/08 5:38 PM Found	Q	Ck1CCB 08/15/08 5:53 PM Found	Q	Found	Q	Found	Q
Mercury	253.7	0.2	0.1	U	0.1	U	0.1	U				

U Result is less than the IDL

B Result is between IDL and RL

TestAmerica North Canton

Metals Data Reporting Form

Contract Required Detection Limit Standard

Instrument: CVAA **Units:** ug/L

Chart Number: hg10815a.prn **Acceptable Range:** 50% - 150%

Standard Source: Ultra **Standard ID:**

Element	WL/ Mass	True Conc	Ck3CRA\MRL 08/15/08 11:50 AM Found	% Rec	Found	% Rec	Found	% Rec	Found	% Rec	Found	% Rec
Mercury	253.7	0.2	0.16	**80.0**								

TestAmerica North Canton

Metals Data Reporting Form

Initial Calibration Verification Standard

Instrument: ICPMS

Units: ug/L

Chart Number: I80819A.csv

Acceptable Range: 90% - 110%

Standard Source: _____

Standard ID: _____

Element	WL/ Mass	True Conc	ICV 08/19/08 2:35 PM Found	% Rec	Found	% Rec	Found	% Rec	Found	% Rec	Found	% Rec
Antimony	121	80.0	81.48	**101.8**								
Arsenic	75	80.0	80.38	**100.5**								
Barium	137	80.0	78.26	**97.8**								
Beryllium	9	80.0	82.50	**103.1**								
Cadmium	111	80.0	82.12	**102.6**								
Chromium	52	80.0	80.30	**100.4**								
Cobalt	59	80.0	80.43	**100.5**								
Copper	65	80.0	84.11	**105.1**								
Iron	56	20000.0	20006.67	**100.0**								
Lead	208	80.0	78.89	**98.6**								
Manganese	55	400.0	410.43	**102.6**								
Molybdenum	95	80.0	84.90	**106.1**								
Nickel	60	80.0	83.07	**103.8**								
Selenium	78	80.0	81.61	**102.0**								
Silver	107	80.0	84.01	**105.0**								
Thallium	205	80.0	79.27	**99.1**								
Vanadium	51	80.0	81.43	**101.8**								
Zinc	66	80.0	84.08	**105.1**								

TestAmerica North Canton

Metals Data Reporting Form

Continuing Calibration Verification

Instrument: ICPMS

Units: ug/L

Chart Number: I80819A.csv

Acceptable Range: 90% - 110%

Standard Source: _____

Standard ID: _____

Element	WL/ Mass	True Conc	CCV 08/19/08 3:09 PM		CCV 2 08/19/08 5:02 PM		CCV 3 08/19/08 5:58 PM		CCV 4 08/19/08 6:54 PM		CCV 5 08/19/08 7:51 PM	
			Found	% Rec	Found	% Rec	Found	% Rec	Found	% Rec	Found	% Rec
Antimony	121	100.0	100.40	**100.4**	98.01	**98.0**	98.71	**98.7**	99.41	**99.4**	100.96	**101.0**
Arsenic	75	100.0	100.22	**100.2**	100.15	**100.2**	100.62	**100.6**	100.11	**100.1**	100.25	**100.3**
Barium	137	100.0	98.40	**98.4**	98.47	**98.5**	98.58	**98.6**	99.99	**100.0**	99.61	**99.6**
Beryllium	9	100.0	105.30	**105.3**	106.43	**106.4**	104.40	**104.4**	104.07	**104.1**	102.01	**102.0**
Cadmium	111	100.0	104.63	**104.6**	100.22	**100.2**	101.68	**101.7**	102.35	**102.4**	102.10	**102.1**
Chromium	52	100.0	101.99	**102.0**	99.00	**99.0**	99.37	**99.4**	100.53	**100.5**	100.43	**100.4**
Cobalt	59	100.0	102.26	**102.3**	101.70	**101.7**	101.87	**101.9**	101.79	**101.8**	101.92	**101.9**
Copper	65	100.0	105.77	**105.8**	103.43	**103.4**	104.77	**104.8**	103.83	**103.8**	104.83	**104.8**
Iron	56	25000.0	25200.00	**100.8**	24793.33	**99.2**	25206.67	**100.8**	25476.67	**101.9**	24930.00	**99.7**
Lead	208	100.0	100.06	**100.1**	99.24	**99.2**	99.70	**99.7**	99.03	**99.0**	98.80	**98.8**
Manganese	55	500.0	496.13	**99.2**	480.03	**96.0**	502.77	**100.6**	500.00	**100.0**	511.57	**102.3**
Molybdenum	95	100.0	107.40	**107.4**	106.17	**106.2**	104.43	**104.4**	106.00	**106.0**	105.57	**105.6**
Nickel	60	100.0	103.33	**103.3**	103.37	**103.4**	102.70	**102.7**	102.17	**102.2**	104.20	**104.2**
Selenium	78	100.0	99.78	**99.8**	101.13	**101.1**	100.17	**100.2**	99.96	**100.0**	100.36	**100.4**
Silver	107	100.0	104.87	**104.9**	101.08	**101.1**	101.85	**101.8**	101.64	**101.6**	103.00	**103.0**
Thallium	205	100.0	99.27	**99.3**	98.42	**98.4**	98.63	**98.6**	97.57	**97.6**	98.55	**98.6**
Vanadium	51	100.0	101.50	**101.5**	99.76	**99.8**	100.70	**100.7**	99.93	**99.9**	99.31	**99.3**
Zinc	66	100.0	104.57	**104.6**	101.48	**101.5**	100.51	**100.5**	102.17	**102.2**	104.43	**104.4**

TestAmerica North Canton

Metals Data Reporting Form

Continuing Calibration Verification

Instrument: ICPMS

Units: ug/L

Chart Number: I80819A.csv

Acceptable Range: 90% - 110%

Standard Source:

Standard ID:

Element	WL/ Mass	True Conc	CCV 6 08/19/08 8:48 PM Found	% Rec	CCV 7 08/19/08 9:39 PM Found	% Rec	CCV 8 08/19/08 10:30 PM Found	% Rec	CCV 9 08/19/08 11:22 PM Found	% Rec	Found	% Rec
Antimony	121	100.0	100.09	**100.1**	101.03	**101.0**	101.47	**101.5**	100.20	**100.2**		
Arsenic	75	100.0	100.11	**100.1**	99.56	**99.6**	99.52	**99.5**	100.47	**100.5**		
Barium	137	100.0	99.05	**99.1**	99.70	**99.7**	100.97	**101.0**	99.89	**99.9**		
Beryllium	9	100.0	97.74	**97.7**	99.99	**100.0**	99.22	**99.2**	99.71	**99.7**		
Cadmium	111	100.0	102.03	**102.0**	102.57	**102.6**	103.47	**103.5**	101.79	**101.8**		
Chromium	52	100.0	99.70	**99.7**	99.76	**99.8**	100.15	**100.1**	100.47	**100.5**		
Cobalt	59	100.0	100.43	**100.4**	99.60	**99.6**	100.23	**100.2**	99.37	**99.4**		
Copper	65	100.0	102.93	**102.9**	101.69	**101.7**	103.03	**103.0**	102.43	**102.4**		
Iron	56	25000.0	25153.33	**100.6**	25076.67	**100.3**	25223.33	**100.9**	25203.33	**100.8**		
Lead	208	100.0	99.46	**99.5**	99.72	**99.7**	99.94	**99.9**	99.92	**99.9**		
Manganese	55	500.0	537.47	**107.5**	532.53	**106.5**	531.63	**106.3**	543.77	**108.8**		
Molybdenum	95	100.0	105.50	**105.5**	105.13	**105.1**	106.77	**106.8**	106.03	**106.0**		
Nickel	60	100.0	101.61	**101.6**	100.74	**100.7**	101.53	**101.5**	101.10	**101.1**		
Selenium	78	100.0	102.03	**102.0**	99.86	**99.9**	98.64	**98.6**	99.54	**99.5**		
Silver	107	100.0	101.57	**101.6**	101.79	**101.8**	103.47	**103.5**	102.50	**102.5**		
Thallium	205	100.0	98.31	**98.3**	98.59	**98.6**	98.80	**98.8**	98.13	**98.1**		
Vanadium	51	100.0	99.26	**99.3**	100.18	**100.2**	100.52	**100.5**	100.25	**100.3**		
Zinc	66	100.0	103.87	**103.9**	103.30	**103.3**	103.37	**103.4**	103.07	**103.1**		

TestAmerica North Canton

Metals Data Reporting Form

Initial Calibration Blank Results

Instrument: ICPMS **Units:** ug/L

Chart Number: I80819A.csv

Standard Source: _____ **Standard ID:** _____

Element	WL/ Mass	Report Limit	ICB 08/19/08 2:42 PM Found	Q	Found	Q	Found	Q	Found	Q	Found	Q
Antimony	121	2	0.035	U								
Arsenic	75	5	**-0.14**	**B**								
Barium	137	1	0.014	U								
Beryllium	9	1	0.012	U								
Cadmium	111	1	0.0061	U								
Chromium	52	2	0.069	U								
Cobalt	59	1	0.0041	U								
Copper	65	2	0.051	U								
Iron	56	50	1.1	U								
Lead	208	1	**0.035**	**B**								
Manganese	55	1	0.027	U								
Molybdenum	95	2	0.12	U								
Nickel	60	2	0.053	U								
Selenium	78	5	0.14	U								
Silver	107	1	0.0026	U								
Thallium	205	1	**0.14**	**B**								
Vanadium	51	20	0.46	U								
Zinc	66	20	0.2	U								

U Result is less than the IDL

B Result is between IDL and RL

Form 3 Equivalent

TestAmerica North Canton

Metals Data Reporting Form

Continuing Calibration Blank Results

Instrument: ICPMS **Units:** ug/L

Chart Number: I80819A.csv

Standard Source: _____ **Standard ID:** _____

Element	WL/ Mass	Report Limit	CCB 08/19/08 3:15 PM Found	Q	CCB 2 08/19/08 5:08 PM Found	Q	CCB 3 08/19/08 6:03 PM Found	Q	CCB 4 08/19/08 6:59 PM Found	Q	CCB 5 08/19/08 7:57 PM Found	Q
Antimony	121	2	0.035	U	0.035	U	0.035	U	0.035	U	0.035	U
Arsenic	75	5	**-0.18**	**B**	0.13	U	0.13	U	0.13	U	**0.15**	**B**
Barium	137	1	0.014	U	**0.023**	**B**	**0.015**	**B**	**0.04**	**B**	**0.03**	**B**
Beryllium	9	1	0.012	U	**0.027**	**B**	0.012	U	**0.021**	**B**	0.012	U
Cadmium	111	1	**0.0077**	**B**	**0.055**	**B**	**0.031**	**B**	**0.054**	**B**	**0.044**	**B**
Chromium	52	2	0.069	U	0.069	U	**-0.072**	**B**	0.069	U	0.069	U
Cobalt	59	1	**0.0073**	**B**	**0.031**	**B**	**0.021**	**B**	**0.045**	**B**	**0.03**	**B**
Copper	65	2	0.051	U	0.051	U	0.051	U	0.051	U	**0.074**	**B**
Iron	56	50	**2**	**B**	**14.7**	**B**	**12.8**	**B**	**17.4**	**B**	**15.4**	**B**
Lead	208	1	**0.039**	**B**	**0.029**	**B**	0.018	U	**0.039**	**B**	**0.032**	**B**
Manganese	55	1	0.027	U	**0.14**	**B**	**0.21**	**B**	**0.24**	**B**	**0.28**	**B**
Molybdenum	95	2	0.12	U	0.12	U	0.12	U	0.12	U	0.12	U
Nickel	60	2	0.053	U	0.053	U	0.053	U	0.053	U	0.053	U
Selenium	78	5	**0.15**	**B**	**0.26**	**B**	0.14	U	**0.18**	**B**	**0.24**	**B**
Silver	107	1	**0.0087**	**B**	**0.036**	**B**	**0.028**	**B**	**0.038**	**B**	**0.042**	**B**
Thallium	205	1	**0.14**	**B**	**0.14**	**B**	**0.12**	**B**	**0.14**	**B**	**0.17**	**B**
Vanadium	51	20	0.46	U	**0.83**	**B**	0.46	U	0.46	U	0.46	U
Zinc	66	20	0.2	U	0.2	U	0.2	U	0.2	U	0.2	U

Batch 82280.9

5.04.5

U Result is less than the IDL

B Result is between IDL and RL

Form 3 Equivalent

TestAmerica North Canton

Metals Data Reporting Form

Continuing Calibration Blank Results

Instrument: ICPMS **Units:** ug/L

Chart Number: I80819A.csv

Standard Source: _____ **Standard ID:** _____

Element	WL/ Mass	Report Limit	CCB 6 08/19/08 8:53 PM Found	Q	CCB 7 08/19/08 9:45 PM Found	Q	CCB 8 08/19/08 10:35 PM Found	Q	CCB 9 08/19/08 11:27 PM Found	Q	Found	Q
Antimony	121	2	0.035	U	0.035	U	**-0.042**	**B**	0.035	U		
Arsenic	75	5	0.13	U	0.13	U	0.13	U	0.13	U		
Barium	137	1	**0.026**	**B**	**0.038**	**B**	**0.057**	**B**	**0.056**	**B**		
Beryllium	9	1	0.012	U	0.012	U	**0.012**	**B**	**0.014**	**B**		
Cadmium	111	1	**0.037**	**B**	**0.071**	**B**	**0.056**	**B**	**0.075**	**B**		
Chromium	52	2	0.069	U	0.069	U	0.069	U	0.069	U		
Cobalt	59	1	**0.049**	**B**	**0.041**	**B**	**0.04**	**B**	**0.055**	**B**		
Copper	65	2	**0.076**	**B**	0.051	U	0.051	U	0.051	U		
Iron	56	50	**16.5**	**B**	**17.2**	**B**	**18.6**	**B**	**20.4**	**B**		
Lead	208	1	**0.028**	**B**	**0.029**	**B**	**0.04**	**B**	**0.041**	**B**		
Manganese	55	1	**0.34**	**B**	**0.37**	**B**	**0.41**	**B**	**0.43**	**B**		
Molybdenum	95	2	0.12	U	0.12	U	0.12	U	0.12	U		
Nickel	60	2	**0.089**	**B**	0.053	U	**0.078**	**B**	**0.059**	**B**		
Selenium	78	5	0.14	U	0.14	U	0.14	U	0.14	U		
Silver	107	1	**0.048**	**B**	**0.046**	**B**	**0.045**	**B**	**0.055**	**B**		
Thallium	205	1	**0.14**	**B**	**0.17**	**B**	**0.15**	**B**	**0.17**	**B**		
Vanadium	51	20	0.46	U	0.46	U	0.46	U	0.46	U		
Zinc	66	20	0.2	U	0.2	U	0.2	U	0.2	U		

Batch
8 JJ5076

U Result is less than the IDL
B Result is between IDL and RL

TestAmerica North Canton

Metals Data Reporting Form

Contract Required Detection Limit Standard

Instrument: ICPMS **Units:** ug/L

Chart Number: I80819A.csv **Acceptable Range:** 50% - 150%

Standard Source: **Standard ID:**

Element	WL/ Mass	True Conc	CRI 08/19/08 2:45 PM Found	% Rec	Found	% Rec	Found	% Rec	Found	% Rec	Found	% Rec
Antimony	121	2.0	1.95	**97.3**								
Arsenic	75	2.0	1.95	**97.3**								
Barium	137	1.0	0.92	**92.4**								
Beryllium	9	1.0	1.08	**108.0**								
Cadmium	111	0.5	0.55	**110.5**								
Chromium	52	2.0	2.02	**101.1**								
Cobalt	59	1.0	1.04	**104.4**								
Copper	65	2.0	2.32	**116.0**								
Iron	56	20.0	27.87	**139.3**								
Lead	208	1.0	0.98	**97.7**								
Manganese	55	1.0	1.16	**116.4**								
Molybdenu	95	10.0	9.99	**99.9**								
Nickel	60	2.0	2.47	**123.4**								
Selenium	78	2.0	1.95	**97.4**								
Silver	107	0.5	0.56	**111.9**								
Thallium	205	1.0	0.98	**97.6**								
Vanadium	51	5.0	5.14	**102.9**								
Zinc	66	10.0	10.63	**106.3**								

Batch
822507 6
822801 9

TestAmerica North Canton

Metals Data Reporting Form

Initial Calibration Verification Standard

Instrument: ICPMS **Units:** ug/L

Chart Number: I80820A.csv **Acceptable Range:** 90% - 110%

Standard Source: _____ **Standard ID:** _____

Element	WL/ Mass	True Conc	ICV 08/20/08 9:03 AM Found	% Rec	Found	% Rec	Found	% Rec	Found	% Rec	Found	% Rec
Antimony	121	80.0	82.38	**103.0**								
Arsenic	75	80.0	80.73	**100.9**								
Barium	137	80.0	81.37	**101.7**								
Beryllium	9	80.0	78.01	**97.5**								
Cadmium	111	80.0	83.62	**104.5**								
Chromium	52	80.0	79.49	**99.4**								
Cobalt	59	80.0	79.08	**98.8**								
Copper	65	80.0	82.34	**102.9**								
Iron	56	20000.0	19773.33	**98.9**								
Lead	208	80.0	78.54	**98.2**								
Manganese	55	400.0	413.93	**103.5**								
Molybdenum	95	80.0	84.88	**106.1**								
Nickel	60	80.0	81.90	**102.4**								
Selenium	78	80.0	81.99	**102.5**								
Silver	107	80.0	84.93	**106.2**								
Thallium	205	80.0	78.12	**97.7**								
Vanadium	51	80.0	79.49	**99.4**								
Zinc	66	80.0	82.64	**103.3**								

TestAmerica North Canton

Metals Data Reporting Form

Continuing Calibration Verification

Instrument: ICPMS **Units:** ug/L

Chart Number: I80820A.csv **Acceptable Range:** 90% - 110%

Standard Source: _____ **Standard ID:** _____

Element	WL/ Mass	True Conc	CCV 08/20/08 9:28 AM Found	% Rec	CCV 3 08/20/08 12:06 PM Found	% Rec	CCV 4 08/20/08 1:01 PM Found	% Rec	CCV 5 08/20/08 1:57 PM Found	% Rec	CCV 6 08/20/08 2:51 PM Found	% Rec
Antimony	121	100.0	101.70	**101.7**	100.87	**100.9**	100.96	**101.0**	100.57	**100.6**	99.74	**99.7**
Arsenic	75	100.0	100.46	**100.5**	100.43	**100.4**	100.47	**100.5**	100.83	**100.8**	100.17	**100.2**
Barium	137	100.0	98.99	**99.0**	99.52	**99.5**	98.23	**98.2**	98.10	**98.1**	99.35	**99.4**
Beryllium	9	100.0	102.10	**102.1**	97.32	**97.3**	95.85	**95.9**	97.76	**97.8**	101.67	**101.7**
Cadmium	111	100.0	102.33	**102.3**	102.27	**102.3**	102.93	**102.9**	101.87	**101.9**	102.60	**102.6**
Chromium	52	100.0	98.71	**98.7**	98.12	**98.1**	98.10	**98.1**	98.42	**98.4**	98.35	**98.4**
Cobalt	59	100.0	100.22	**100.2**	97.84	**97.8**	97.14	**97.1**	99.18	**99.2**	97.47	**97.5**
Copper	65	100.0	103.07	**103.1**	99.69	**99.7**	98.91	**98.9**	100.43	**100.4**	101.18	**101.2**
Iron	56	25000.0	24926.67	**99.7**	24856.67	**99.4**	25183.33	**100.7**	25300.00	**101.2**	25553.33	**102.2**
Lead	208	100.0	99.15	**99.2**	98.08	**98.1**	97.85	**97.9**	96.47	**96.5**	97.03	**97.0**
Manganese	55	500.0	503.97	**100.8**	554.67	**110.9**	566.23	**113.2**	545.27	**109.1**	496.57	**99.3**
Molybdenum	95	100.0	105.20	**105.2**	104.10	**104.1**	104.37	**104.4**	104.03	**104.0**	104.33	**104.3**
Nickel	60	100.0	102.21	**102.2**	99.99	**100.0**	98.40	**98.4**	100.50	**100.5**	100.83	**100.8**
Selenium	78	100.0	101.17	**101.2**	101.82	**101.8**	103.10	**103.1**	99.83	**99.8**	103.27	**103.3**
Silver	107	100.0	103.83	**103.8**	101.20	**101.2**	101.50	**101.5**	102.67	**102.7**	102.23	**102.2**
Thallium	205	100.0	97.85	**97.9**	96.44	**96.4**	97.14	**97.1**	96.05	**96.1**	97.53	**97.5**
Vanadium	51	100.0	98.65	**98.7**	96.16	**96.2**	97.12	**97.1**	97.92	**97.9**	96.47	**96.5**
Zinc	66	100.0	102.03	**102.0**	103.00	**103.0**	100.58	**100.6**	102.16	**102.2**	103.50	**103.5**

TestAmerica North Canton

Metals Data Reporting Form

Initial Calibration Blank Results

Instrument: ICPMS **Units:** ug/L

Chart Number: I80820A.csv

Standard Source: _____ **Standard ID:** _____

Element	WL/ Mass	Report Limit	ICB 08/20/08 9:09 AM Found	Q	Found	Q	Found	Q	Found	Q	Found	Q
Antimony	121	2	**0.056**	**B**								
Arsenic	75	5	0.13	U								
Barium	137	1	0.014	U								
Beryllium	9	1	0.012	U								
Cadmium	111	1	0.0061	U								
Chromium	52	2	**-0.084**	**B**								
Cobalt	59	1	**0.0073**	**B**								
Copper	65	2	0.051	U								
Iron	56	50	1.1	U								
Lead	208	1	0.018	U								
Manganese	55	1	0.027	U								
Molybdenum	95	2	0.12	U								
Nickel	60	2	0.053	U								
Selenium	78	5	0.14	U								
Silver	107	1	**-0.0063**	**B**								
Thallium	205	1	**0.12**	**B**								
Vanadium	51	20	0.46	U								
Zinc	66	20	0.2	U								

U Result is less than the IDL

B Result is between IDL and RL

Form 3 Equivalent

TestAmerica North Canton

Metals Data Reporting Form

Continuing Calibration Blank Results

Instrument: ICPMS **Units:** ug/L

Chart Number: I80820A.csv

Standard Source: _____ **Standard ID:** _____

Element	WL/ Mass	Report Limit	CCB 08/20/08 9:34 AM Found	Q	CCB 3 08/20/08 12:12 PM Found	Q	CCB 4 08/20/08 1:07 PM Found	Q	CCB 5 08/20/08 2:03 PM Found	Q	CCB 6 08/20/08 2:57 PM Found	Q
Antimony	121	2	**0.061**	**B**	**0.045**	**B**	**0.04**	**B**	**0.037**	**B**	**0.036**	**B**
Arsenic	75	5	**0.18**	**B**	0.13	U	0.13	U	0.13	U	0.13	U
Barium	137	1	**0.018**	**B**	0.014	U	**0.046**	**B**	0.014	U	**0.024**	**B**
Beryllium	9	1	0.012	U	**0.024**	**B**	**0.018**	**B**	**0.017**	**B**	**0.027**	**B**
Cadmium	111	1	**0.013**	**B**	**0.028**	**B**	**0.016**	**B**	**0.034**	**B**	**0.054**	**B**
Chromium	52	2	**-0.072**	**B**	**-0.08**	**B**	0.069	U	**-0.11**	**B**	**-0.13**	**B**
Cobalt	59	1	**0.018**	**B**	**0.017**	**B**	**0.023**	**B**	**0.032**	**B**	**0.033**	**B**
Copper	65	2	0.051	U	**0.069**	**B**	0.051	U	0.051	U	**0.086**	**B**
Iron	56	50	**5.5**	**B**	**8.8**	**B**	**9.9**	**B**	**11.1**	**B**	**11.9**	**B**
Lead	208	1	**0.027**	**B**	**0.029**	**B**	**0.029**	**B**	**0.032**	**B**	**0.028**	**B**
Manganese	55	1	**0.032**	**B**	**0.15**	**B**	**0.18**	**B**	**0.19**	**B**	**0.23**	**B**
Molybdenum	95	2	**0.28**	**B**	0.12	U	0.12	U	0.12	U	0.12	U
Nickel	60	2	0.053	U	0.053	U	0.053	U	0.053	U	0.053	U
Selenium	78	5	0.14	U	0.14	U	0.14	U	0.14	U	0.14	U
Silver	107	1	**0.015**	**B**	**0.0097**	**B**	**0.014**	**B**	**0.018**	**B**	**0.019**	**B**
Thallium	205	1	**0.13**	**B**	0.11	U	0.11	U	0.11	U	0.11	U
Vanadium	51	20	0.46	U	0.46	U	**0.62**	**B**	0.46	U	0.46	U
Zinc	66	20	0.2	U	0.2	U	0.2	U	0.2	U	0.2	U

Batch
8L2802H

U Result is less than the IDL
B Result is between IDL and RL

Form 3 Equivalent

TestAmerica North Canton

Metals Data Reporting Form

Contract Required Detection Limit Standard

Instrument: ICPMS **Units:** ug/L

Chart Number: I80820A.csv **Acceptable Range:** 50% - 150%

Standard Source: _____ **Standard ID:** _____

Element	WL/ Mass	True Conc	CRI 08/20/08 9:13 AM Found	% Rec	Found	% Rec	Found	% Rec	Found	% Rec	Found	% Rec
Antimony	121	2.0	2.03	**101.3**								
Arsenic	75	2.0	2.01	**100.5**								
Barium	137	1.0	0.91	**90.9**								
Beryllium	9	1.0	1.02	**102.3**								
Cadmium	111	0.5	0.55	**109.7**								
Chromium	52	2.0	2.03	**101.4**								
Cobalt	59	1.0	1.05	**105.1**								
Copper	65	2.0	2.24	**112.1**								
Iron	56	20.0	28.22	**141.1**								
Lead	208	1.0	0.98	**98.0**								
Manganese	55	1.0	1.19	**119.3**								
Molybdenu	95	10.0	10.11	**101.1**								
Nickel	60	2.0	2.48	**124.2**								
Selenium	78	2.0	2.03	**101.6**								
Silver	107	0.5	0.57	**114.7**								
Thallium	205	1.0	0.94	**93.5**								
Vanadium	51	5.0	5.36	**107.1**								
Zinc	66	10.0	10.43	**104.3**								

Batch 8228034

TestAmerica North Canton

Metals Data Reporting Form

Initial Calibration Verification Standard

Instrument: ICPMS **Units:** ug/L

Chart Number: I80821A.csv **Acceptable Range:** 90% - 110%

Standard Source: _____ **Standard ID:** _____

Element	WL/ Mass	True Conc	ICV 08/21/08 1:55 PM Found	% Rec	Found	% Rec	Found	% Rec	Found	% Rec	Found	% Rec
Antimony	121	80.0	81.93	**102.4**								
Arsenic	75	80.0	81.60	**102.0**								
Barium	137	80.0	78.38	**98.0**								
Cadmium	111	80.0	82.32	**102.9**								
Chromium	52	80.0	80.33	**100.4**								
Cobalt	59	80.0	80.77	**101.0**								
Copper	65	80.0	83.20	**104.0**								
Iron	56	20000.0	20080.00	**100.4**								
Lead	208	80.0	78.13	**97.7**								
Manganese	55	400.0	412.57	**103.1**								
Molybdenum	95	80.0	84.99	**106.2**								
Nickel	60	80.0	82.92	**103.7**								
Selenium	78	80.0	81.48	**101.9**								
Silver	107	80.0	83.79	**104.7**								
Thallium	205	80.0	78.12	**97.7**								
Vanadium	51	80.0	81.32	**101.7**								
Zinc	66	80.0	86.16	**107.7**								

TestAmerica North Canton

Metals Data Reporting Form

Continuing Calibration Verification

Instrument: ICPMS **Units:** ug/L

Chart Number: I80821A.csv **Acceptable Range:** 90% - 110%

Standard Source: _____ **Standard ID:** _____

Element	WL/ Mass	True Conc	CCV 08/21/08 2:18 PM Found	% Rec	CCV 08/21/08 2:35 PM Found	% Rec	CCV 1 08/21/08 3:28 PM Found	% Rec	CCV 2 08/21/08 4:23 PM Found	% Rec	Found	% Rec
Antimony	121	100.0	100.00	**100.0**	100.37	**100.4**	100.60	**100.6**	101.40	**101.4**		
Arsenic	75	100.0	100.70	**100.7**	101.33	**101.3**	100.57	**100.6**	99.92	**99.9**		
Barium	137	100.0	96.95	**96.9**	97.49	**97.5**	97.69	**97.7**	97.63	**97.6**		
Cadmium	111	100.0	102.67	**102.7**	102.63	**102.6**	101.63	**101.6**	102.83	**102.8**		
Chromium	52	100.0	99.94	**99.9**	99.82	**99.8**	99.27	**99.3**	99.48	**99.5**		
Cobalt	59	100.0	100.18	**100.2**	101.61	**101.6**	100.72	**100.7**	100.33	**100.3**		
Copper	65	100.0	102.53	**102.5**	103.40	**103.4**	102.55	**102.5**	101.80	**101.8**		
Iron	56	25000.0	25003.33	**100.0**	25153.33	**100.6**	24966.67	**99.9**	25470.00	**101.9**		
Lead	208	100.0	98.77	**98.8**	98.67	**98.7**	98.18	**98.2**	98.18	**98.2**		
Manganese	55	500.0	480.23	**96.0**	497.80	**99.6**	474.67	**94.9**	493.97	**98.8**		
Molybdenum	95	100.0	105.73	**105.7**	105.70	**105.7**	105.50	**105.5**	105.43	**105.4**		
Nickel	60	100.0	102.47	**102.5**	103.47	**103.5**	102.49	**102.5**	102.27	**102.3**		
Selenium	78	100.0	100.01	**100.0**	101.11	**101.1**	101.03	**101.0**	101.76	**101.8**		
Silver	107	100.0	101.71	**101.7**	103.63	**103.6**	102.71	**102.7**	102.33	**102.3**		
Thallium	205	100.0	98.34	**98.3**	98.84	**98.8**	98.10	**98.1**	97.33	**97.3**		
Vanadium	51	100.0	98.41	**98.4**	98.79	**98.8**	98.90	**98.9**	98.72	**98.7**		
Zinc	66	100.0	104.27	**104.3**	103.47	**103.5**	102.03	**102.0**	102.40	**102.4**		

TestAmerica North Canton

Metals Data Reporting Form

Initial Calibration Blank Results

Instrument: ICPMS **Units:** ug/L

Chart Number: I80821A.csv

Standard Source: _____ **Standard ID:** _____

Element	WL/ Mass	Report Limit	ICB 08/21/08 2:01 PM Found	Q	Found	Q	Found	Q	Found	Q	Found	Q
Antimony	121	2	**0.049**	**B**								
Arsenic	75	5	0.13	U								
Barium	137	1	0.014	U								
Cadmium	111	1	**0.016**	**B**								
Chromium	52	2	0.069	U								
Cobalt	59	1	**0.023**	**B**								
Copper	65	2	0.051	U								
Iron	56	50	**3.2**	**B**								
Lead	208	1	**0.021**	**B**								
Manganese	55	1	0.027	U								
Molybdenum	95	2	0.12	U								
Nickel	60	2	0.053	U								
Selenium	78	5	0.14	U								
Silver	107	1	**0.015**	**B**								
Thallium	205	1	0.11	U								
Vanadium	51	20	**-0.48**	**B**								
Zinc	66	20	0.2	U								

Manganese
Batch 82801 9 sample DMW-21I-080808
Batch 82280 4 samples MSA-MW19D-080708
MSA-MW19I-080708
MSA-MW26D-080708
MSA-MW26S-080708

U Result is less than the IDL
B Result is between IDL and RL

Form 3 Equivalent

TestAmerica North Canton

Metals Data Reporting Form

Continuing Calibration Blank Results

Instrument: ICPMS **Units:** ug/L

Chart Number: I80821A.csv

Standard Source: _____ **Standard ID:** _____

Element	WL/ Mass	Report Limit	CCB 08/21/08 2:25 PM Found	Q	CCB 08/21/08 2:41 PM Found	Q	CCB 1 08/21/08 3:34 PM Found	Q	CCB 2 08/21/08 4:29 PM Found	Q	Found	Q
Antimony	121	2	**0.071**	**B**	**0.059**	**B**	**0.084**	**B**	**0.1**	**B**		
Arsenic	75	5	0.13	U	0.13	U	0.13	U	0.13	U		
Barium	137	1	0.014	U	0.014	U	**0.08**	**B**	**0.16**	**B**		
Cadmium	111	1	0.0061	U	**0.015**	**B**	**0.031**	**B**	**0.036**	**B**		
Chromium	52	2	0.069	U	0.069	U	0.069	U	0.069	U		
Cobalt	59	1	**0.011**	**B**	**0.005**	**B**	**0.03**	**B**	**0.049**	**B**		
Copper	65	2	0.051	U	0.051	U	0.051	U	0.051	U		
Iron	56	50	**2.5**	**B**	**4.3**	**B**	**9**	**B**	**23.1**	**B**		
Lead	208	1	0.018	U	0.018	U	**0.024**	**B**	**0.051**	**B**		
Manganese	55	1	**0.039**	**B**	**0.069**	**B**	**0.1**	**B**	**0.43**	**B**		
Molybdenum	95	2	**0.2**	**B**	0.12	U	0.12	U	0.12	U		
Nickel	60	2	0.053	U	0.053	U	0.053	U	**0.059**	**B**		
Selenium	78	5	0.14	U	0.14	U	0.14	U	**0.17**	**B**		
Silver	107	1	**0.01**	**B**	**0.014**	**B**	**0.028**	**B**	**0.059**	**B**		
Thallium	205	1	0.11	U	0.11	U	0.11	U	0.11	U		
Vanadium	51	20	0.46	U	0.46	U	0.46	U	0.46	U		
Zinc	66	20	0.2	U	0.2	U	0.2	U	0.2	U		

U Result is less than the IDL

B Result is between IDL and RL

Form 3 Equivalent

TestAmerica North Canton

Metals Data Reporting Form

Contract Required Detection Limit Standard

Instrument: ICPMS **Units:** ug/L

Chart Number: I80821A.csv **Acceptable Range:** 50% - 150%

Standard Source: _____ **Standard ID:** _____

Element	WL/ Mass	True Conc	CRI 08/21/08 2:04 PM Found	% Rec	Found	% Rec	Found	% Rec	Found	% Rec	Found	% Rec
Antimony	121	2.0	1.93	**96.7**								
Arsenic	75	2.0	2.27	**113.3**								
Barium	137	1.0	0.84	**84.4**								
Cadmium	111	0.5	0.47	**93.3**								
Chromium	52	2.0	1.83	**91.4**								
Cobalt	59	1.0	0.98	**97.6**								
Copper	65	2.0	2.50	**124.9**								
Iron	56	20.0	23.41	**117.1**								
Lead	208	1.0	0.97	**96.5**								
Manganese	55	1.0	1.22	**121.7**								
Molybdenu	95	10.0	9.73	**97.3**								
Nickel	60	2.0	2.32	**116.0**								
Selenium	78	2.0	2.15	**107.7**								
Silver	107	0.5	0.51	**102.1**								
Thallium	205	1.0	0.90	**90.2**								
Vanadium	51	5.0	4.94	**98.7**								
Zinc	66	10.0	10.32	**103.2**								

TestAmerica North Canton

Metals Data Reporting Form

Initial Calibration Verification Standard

Instrument: ICPMS **Units:** ug/L

Chart Number: I80822A.csv **Acceptable Range:** 90% - 110%

Standard Source: _____ **Standard ID:** _____

Element	WL/ Mass	True Conc	ICV 08/22/08 11:39 AM Found	% Rec	Found	% Rec	Found	% Rec	Found	% Rec	Found	% Rec
Beryllium	9	80.0	78.15	**97.7**								
Lead	208	80.0	74.89	**93.6**								

TestAmerica North Canton

Metals Data Reporting Form

Continuing Calibration Verification

Instrument: ICPMS **Units:** ug/L

Chart Number: I80822A.csv **Acceptable Range:** 90% - 110%

Standard Source: _____ **Standard ID:** _____

Element	WL/ Mass	True Conc	CCV 08/22/08 12:01 PM Found	% Rec	CCV 08/22/08 12:33 PM Found	% Rec	Found	% Rec	Found	% Rec	Found	% Rec
Beryllium	9	100.0	101.74	**101.7**	99.93	**99.9**						
Lead	208	100.0	97.64	**97.6**	96.55	**96.6**						

TestAmerica North Canton

Metals Data Reporting Form

Initial Calibration Blank Results

Instrument: ICPMS **Units:** ug/L

Chart Number: I80822A.csv

Standard Source: _____ **Standard ID:** _____

Element	WL/ Mass	Report Limit	ICB 08/22/08 11:45 AM Found	Q	Found	Q	Found	Q	Found	Q	Found	Q
Beryllium	9	1	**0.017**	**B**								
Lead	208	1	**0.021**	**B**								

U Result is less than the IDL

B Result is between IDL and RL

Form 3 Equivalent

TestAmerica North Canton

Metals Data Reporting Form

Continuing Calibration Blank Results

Instrument: ICPMS **Units:** ug/L

Chart Number: I80822A.csv

Standard Source: _____ **Standard ID:** _____

Element	WL/ Mass	Report Limit	CCB 08/22/08 12:06 PM Found	Q	CCB 08/22/08 12:39 PM Found	Q	Found	Q	Found	Q	Found	Q
Beryllium	9	1	0.028	B	0.024	B						
Lead	208	1	0.022	B	0.034	B						

U Result is less than the IDL

B Result is between IDL and RL

TestAmerica North Canton

Metals Data Reporting Form

Contract Required Detection Limit Standard

Instrument: ICPMS **Units:** ug/L

Chart Number: I80822A.csv **Acceptable Range:** 50% - 150%

Standard Source: **Standard ID:**

Element	WL/ Mass	True Conc	CRI 08/22/08 11:49 AM Found	% Rec	Found	% Rec	Found	% Rec	Found	% Rec	Found	% Rec
Beryllium	9	1.0	0.98	**97.9**								
Lead	208	1.0	0.92	**92.0**								

METHOD BLANK REPORT

TOTAL Metals

Client Lot #...: 8H07118 **Matrix.....:** WATER

PARAMETER	RESULT	REPORTING LIMIT	UNITS	METHOD	PREPARATION-ANALYSIS DATE	WORK ORDER #
MB Lot-Sample #: A8H120000-076 **Prep Batch #...:** 8225076						
Antimony	ND	2.0	ug/L	SW846 6020	08/13-08/19/08	KT0PP1AA
		Dilution Factor: 1				
		Analysis Time..: 21:30		Analyst ID.....: 002260	Instrument ID..: I8	
Arsenic	ND	5.0	ug/L	SW846 6020	08/13-08/19/08	KT0PP1AC
		Dilution Factor: 1				
		Analysis Time..: 21:30		Analyst ID.....: 002260	Instrument ID..: I8	
Barium	**0.91 B**	**1.0**	**ug/L**	**SW846 6020**	**08/13-08/19/08**	**KT0PP1AD**
		Dilution Factor: 1				
		Analysis Time..: 21:30		Analyst ID.....: 002260	Instrument ID..: I8	
Beryllium	ND	1.0	ug/L	SW846 6020	08/13-08/19/08	KT0PP1AE
		Dilution Factor: 1				
		Analysis Time..: 21:30		Analyst ID.....: 002260	Instrument ID..: I8	
Cadmium	**0.023 B**	**1.0**	**ug/L**	**SW846 6020**	**08/13-08/19/08**	**KT0PP1AF**
		Dilution Factor: 1				
		Analysis Time..: 21:30		Analyst ID.....: 002260	Instrument ID..: I8	
Chromium	**0.17 B**	**2.0**	**ug/L**	**SW846 6020**	**08/13-08/19/08**	**KT0PP1AV**
		Dilution Factor: 1				
		Analysis Time..: 21:30		Analyst ID.....: 002260	Instrument ID..: I8	
Cobalt	**0.0090 B**	**1.0**	**ug/L**	**SW846 6020**	**08/13-08/19/08**	**KT0PP1AG**
		Dilution Factor: 1				
		Analysis Time..: 21:30		Analyst ID.....: 002260	Instrument ID..: I8	
Copper	**0.37 B**	**2.0**	**ug/L**	**SW846 6020**	**08/13-08/19/08**	**KT0PP1AH**
		Dilution Factor: 1				
		Analysis Time..: 21:30		Analyst ID.....: 002260	Instrument ID..: I8	
Iron	**11.3 B**	**50.0**	**ug/L**	**SW846 6020**	**08/13-08/19/08**	**KT0PP1AJ**
		Dilution Factor: 1				
		Analysis Time..: 21:30		Analyst ID.....: 002260	Instrument ID..: I8	
Lead	**0.061 B**	**1.0**	**ug/L**	**SW846 6020**	**08/13-08/19/08**	**KT0PP1AK**
		Dilution Factor: 1				
		Analysis Time..: 21:30		Analyst ID.....: 002260	Instrument ID..: I8	
Manganese	**0.83 B**	**1.0**	**ug/L**	**SW846 6020**	**08/13-08/19/08**	**KT0PP1AL**
		Dilution Factor: 1				
		Analysis Time..: 21:30		Analyst ID.....: 002260	Instrument ID..: I8	

(Continued on next page)

METHOD BLANK REPORT

TOTAL Metals

Client Lot #...: 8H07118 **Matrix.....:** WATER

PARAMETER	RESULT	REPORTING LIMIT	UNITS	METHOD	PREPARATION-ANALYSIS DATE	WORK ORDER #
Molybdenum	ND	2.0	ug/L	SW846 6020	08/13-08/19/08	KT0PP1AM
		Dilution Factor: 1				
		Analysis Time..: 21:30		Analyst ID.....: 002260	Instrument ID..: I8	
Nickel	**0.20 B**	**2.0**	**ug/L**	**SW846 6020**	**08/13-08/19/08**	**KT0PP1AN**
		Dilution Factor: 1				
		Analysis Time..: 21:30		Analyst ID.....: 002260	Instrument ID..: I8	
Selenium	ND	5.0	ug/L	SW846 6020	08/13-08/19/08	KT0PP1AP
		Dilution Factor: 1				
		Analysis Time..: 21:30		Analyst ID.....: 002260	Instrument ID..: I8	
Silver	ND	1.0	ug/L	SW846 6020	08/13-08/19/08	KT0PP1AQ
		Dilution Factor: 1				
		Analysis Time..: 21:30		Analyst ID.....: 002260	Instrument ID..: I8	
Thallium	ND	1.0	ug/L	SW846 6020	08/13-08/19/08	KT0PP1AR
		Dilution Factor: 1				
		Analysis Time..: 21:30		Analyst ID.....: 002260	Instrument ID..: I8	
Vanadium	ND	20.0	ug/L	SW846 6020	08/13-08/19/08	KT0PP1AT
		Dilution Factor: 1				
		Analysis Time..: 21:30		Analyst ID.....: 002260	Instrument ID..: I8	
Zinc	**5.1 B**	**20.0**	**ug/L**	**SW846 6020**	**08/13-08/19/08**	**KT0PP1AU**
		Dilution Factor: 1				
		Analysis Time..: 21:30		Analyst ID.....: 002260	Instrument ID..: I8	
Mercury	ND	0.20	ug/L	SW846 7470A	08/13-08/15/08	KT0PP1AW
		Dilution Factor: 1				
		Analysis Time..: 16:29		Analyst ID.....: 001576	Instrument ID..: H1	

MB Lot-Sample #: A8H150000-019 **Prep Batch #...:** 8228019

Antimony	ND	2.0	ug/L	SW846 6020	08/15-08/19/08	KT6711AA
		Dilution Factor: 1				
		Analysis Time..: 17:32		Analyst ID.....: 002260	Instrument ID..: I8	
Arsenic	ND	5.0	ug/L	SW846 6020	08/15-08/19/08	KT6711AC
		Dilution Factor: 1				
		Analysis Time..: 17:32		Analyst ID.....: 002260	Instrument ID..: I8	
Barium	**0.89 B**	**1.0**	**ug/L**	**SW846 6020**	**08/15-08/19/08**	**KT6711AD**
		Dilution Factor: 1				
		Analysis Time..: 17:32		Analyst ID.....: 002260	Instrument ID..: I8	

(Continued on next page)

METHOD BLANK REPORT

TOTAL Metals

Client Lot #...: 8H07118 Matrix.....: WATER

PARAMETER	RESULT	REPORTING LIMIT	UNITS	METHOD	PREPARATION-ANALYSIS DATE	WORK ORDER #
Beryllium	ND	1.0	ug/L	SW846 6020	08/15-08/19/08	KT6711AE
		Dilution Factor: 1				
		Analysis Time..: 17:32		Analyst ID.....: 002260	Instrument ID..: I8	
Cadmium	**0.024 B**	**1.0**	**ug/L**	**SW846 6020**	**08/15-08/19/08**	**KT6711AF**
		Dilution Factor: 1				
		Analysis Time..: 17:32		Analyst ID.....: 002260	Instrument ID..: I8	
Chromium	**0.20 B**	**2.0**	**ug/L**	**SW846 6020**	**08/15-08/19/08**	**KT6711AV**
		Dilution Factor: 1				
		Analysis Time..: 17:32		Analyst ID.....: 002260	Instrument ID..: I8	
Cobalt	**0.0050 B**	**1.0**	**ug/L**	**SW846 6020**	**08/15-08/19/08**	**KT6711AG**
		Dilution Factor: 1				
		Analysis Time..: 17:32		Analyst ID.....: 002260	Instrument ID..: I8	
Copper	**0.42 B**	**2.0**	**ug/L**	**SW846 6020**	**08/15-08/19/08**	**KT6711AH**
		Dilution Factor: 1				
		Analysis Time..: 17:32		Analyst ID.....: 002260	Instrument ID..: I8	
Iron	**13.5 B**	**50.0**	**ug/L**	**SW846 6020**	**08/15-08/19/08**	**KT6711AJ**
		Dilution Factor: 1				
		Analysis Time..: 17:32		Analyst ID.....: 002260	Instrument ID..: I8	
Lead	**0.062 B**	**1.0**	**ug/L**	**SW846 6020**	**08/15-08/19/08**	**KT6711AK**
		Dilution Factor: 1				
		Analysis Time..: 17:32		Analyst ID.....: 002260	Instrument ID..: I8	
Manganese	**0.67 B**	**1.0**	**ug/L**	**SW846 6020**	**08/15-08/21/08**	**KT6711AL**
		Dilution Factor: 1				
		Analysis Time..: 14:45		Analyst ID.....: 002260	Instrument ID..: I8	
Molybdenum	ND	2.0	ug/L	SW846 6020	08/15-08/19/08	KT6711AM
		Dilution Factor: 1				
		Analysis Time..: 17:32		Analyst ID.....: 002260	Instrument ID..: I8	
Nickel	**0.12 B**	**2.0**	**ug/L**	**SW846 6020**	**08/15-08/19/08**	**KT6711AN**
		Dilution Factor: 1				
		Analysis Time..: 17:32		Analyst ID.....: 002260	Instrument ID..: I8	
Selenium	ND	5.0	ug/L	SW846 6020	08/15-08/19/08	KT6711AP
		Dilution Factor: 1				
		Analysis Time..: 17:32		Analyst ID.....: 002260	Instrument ID..: I8	
Silver	**0.0030 B**	**1.0**	**ug/L**	**SW846 6020**	**08/15-08/19/08**	**KT6711AQ**
		Dilution Factor: 1				
		Analysis Time..: 17:32		Analyst ID.....: 002260	Instrument ID..: I8	

(Continued on next page)

METHOD BLANK REPORT

TOTAL Metals

Client Lot #...: 8H07118 **Matrix.....:** WATER

PARAMETER	RESULT	REPORTING LIMIT	UNITS	METHOD	PREPARATION-ANALYSIS DATE	WORK ORDER #
Thallium	ND	1.0	ug/L	SW846 6020	08/15-08/19/08	KT6711AR
		Dilution Factor: 1				
		Analysis Time..: 17:32		Analyst ID.....: 002260	Instrument ID..: I8	
Vanadium	**0.70 B**	**20.0**	**ug/L**	**SW846 6020**	**08/15-08/19/08**	**KT6711AT**
		Dilution Factor: 1				
		Analysis Time..: 17:32		Analyst ID.....: 002260	Instrument ID..: I8	
Zinc	**3.4 B**	**20.0**	**ug/L**	**SW846 6020**	**08/15-08/19/08**	**KT6711AU**
		Dilution Factor: 1				
		Analysis Time..: 17:32		Analyst ID.....: 002260	Instrument ID..: I8	
Mercury	ND	0.20	ug/L	SW846 7470A	08/15/08	KT6711AW
		Dilution Factor: 1				
		Analysis Time..: 17:28		Analyst ID.....: 001576	Instrument ID..: H1	

MB Lot-Sample #: A8H150000-024 **Prep Batch #...:** 8228024

Antimony	ND	2.0	ug/L	SW846 6020	08/15-08/20/08	KT6731AA
		Dilution Factor: 1				
		Analysis Time..: 12:58		Analyst ID.....: 002260	Instrument ID..: I8	
Arsenic	ND	5.0	ug/L	SW846 6020	08/15-08/20/08	KT6731AC
		Dilution Factor: 1				
		Analysis Time..: 12:58		Analyst ID.....: 002260	Instrument ID..: I8	
Barium	**1.1**	**1.0**	**ug/L**	**SW846 6020**	**08/15-08/20/08**	**KT6731AD**
		Dilution Factor: 1				
		Analysis Time..: 12:58		Analyst ID.....: 002260	Instrument ID..: I8	
Beryllium	ND	1.0	ug/L	SW846 6020	08/15-08/20/08	KT6731AE
		Dilution Factor: 1				
		Analysis Time..: 12:58		Analyst ID.....: 002260	Instrument ID..: I8	
Cadmium	**0.0080 B**	**1.0**	**ug/L**	**SW846 6020**	**08/15-08/20/08**	**KT6731AF**
		Dilution Factor: 1				
		Analysis Time..: 12:58		Analyst ID.....: 002260	Instrument ID..: I8	
Chromium	**1.2 B**	**2.0**	**ug/L**	**SW846 6020**	**08/15-08/20/08**	**KT6731AV**
		Dilution Factor: 1				
		Analysis Time..: 12:58		Analyst ID.....: 002260	Instrument ID..: I8	
Cobalt	**0.012 B**	**1.0**	**ug/L**	**SW846 6020**	**08/15-08/20/08**	**KT6731AG**
		Dilution Factor: 1				
		Analysis Time..: 12:58		Analyst ID.....: 002260	Instrument ID..: I8	

(Continued on next page)

METHOD BLANK REPORT

TOTAL Metals

Client Lot #...: 8H07118

Matrix.....: WATER

PARAMETER	RESULT	REPORTING LIMIT	UNITS	METHOD	PREPARATION-ANALYSIS DATE	WORK ORDER #
Copper	0.64 B	2.0	ug/L	SW846 6020	08/15-08/20/08	KT6731AH
		Dilution Factor: 1				
		Analysis Time..: 12:58		Analyst ID.....: 002260	Instrument ID..: I8	
Iron	31.6 B	50.0	ug/L	SW846 6020	08/15-08/20/08	KT6731AJ
		Dilution Factor: 1				
		Analysis Time..: 12:58		Analyst ID.....: 002260	Instrument ID..: I8	
Lead	0.33 B	1.0	ug/L	SW846 6020	08/15-08/20/08	KT6731AK
		Dilution Factor: 1				
		Analysis Time..: 12:58		Analyst ID.....: 002260	Instrument ID..: I8	
Manganese	1.1	1.0	ug/L	SW846 6020	08/15-08/21/08	KT6731AL
		Dilution Factor: 1				
		Analysis Time..: 14:59		Analyst ID.....: 002260	Instrument ID..: I8	
Molybdenum	ND	2.0	ug/L	SW846 6020	08/15-08/20/08	KT6731AM
		Dilution Factor: 1				
		Analysis Time..: 12:58		Analyst ID.....: 002260	Instrument ID..: I8	
Nickel	0.070 B	2.0	ug/L	SW846 6020	08/15-08/20/08	KT6731AN
		Dilution Factor: 1				
		Analysis Time..: 12:58		Analyst ID.....: 002260	Instrument ID..: I8	
Selenium	ND	5.0	ug/L	SW846 6020	08/15-08/20/08	KT6731AP
		Dilution Factor: 1				
		Analysis Time..: 12:58		Analyst ID.....: 002260	Instrument ID..: I8	
Silver	ND	1.0	ug/L	SW846 6020	08/15-08/20/08	KT6731AQ
		Dilution Factor: 1				
		Analysis Time..: 12:58		Analyst ID.....: 002260	Instrument ID..: I8	
Thallium	ND	1.0	ug/L	SW846 6020	08/15-08/20/08	KT6731AR
		Dilution Factor: 1				
		Analysis Time..: 12:58		Analyst ID.....: 002260	Instrument ID..: I8	
Vanadium	0.85 B	20.0	ug/L	SW846 6020	08/15-08/20/08	KT6731AT
		Dilution Factor: 1				
		Analysis Time..: 12:58		Analyst ID.....: 002260	Instrument ID..: I8	
Zinc	10.1 B	20.0	ug/L	SW846 6020	08/15-08/20/08	KT6731AU
		Dilution Factor: 1				
		Analysis Time..: 12:58		Analyst ID.....: 002260	Instrument ID..: I8	
Mercury	ND	0.20	ug/L	SW846 7470A	08/15/08	KT6731AW
		Dilution Factor: 1				
		Analysis Time..: 17:05		Analyst ID.....: 001576	Instrument ID..: H1	

(Continued on next page)

METHOD BLANK REPORT

TOTAL Metals

Client Lot #...: 8H07118

Matrix.....: WATER

NOTE(S):

Calculations are performed before rounding to avoid round-off errors in calculated results.

B Estimated result. Result is less than RL.

METHOD BLANK REPORT

DISSOLVED Metals

Client Lot #...: 8H07118 Matrix.....: WATER

PARAMETER	RESULT	REPORTING LIMIT	UNITS	METHOD	PREPARATION-ANALYSIS DATE	WORK ORDER #
MB Lot-Sample #: A8H120000-076 **Prep Batch #...:** 8225076						
Antimony	ND	2.0	ug/L	SW846 6020	08/13-08/19/08	KT0PP1CK
		Dilution Factor: 1				
		Analysis Time..: 21:30		Analyst ID.....: 002260	Instrument ID..: I8	
Arsenic	ND	5.0	ug/L	SW846 6020	08/13-08/19/08	KT0PP1CL
		Dilution Factor: 1				
		Analysis Time..: 21:30		Analyst ID.....: 002260	Instrument ID..: I8	
Barium	**0.91 B**	**1.0**	**ug/L**	**SW846 6020**	**08/13-08/19/08**	**KT0PP1CM**
		Dilution Factor: 1				
		Analysis Time..: 21:30		Analyst ID.....: 002260	Instrument ID..: I8	
Beryllium	ND	1.0	ug/L	SW846 6020	08/13-08/19/08	KT0PP1CN
		Dilution Factor: 1				
		Analysis Time..: 21:30		Analyst ID.....: 002260	Instrument ID..: I8	
Cadmium	**0.023 B**	**1.0**	**ug/L**	**SW846 6020**	**08/13-08/19/08**	**KT0PP1CP**
		Dilution Factor: 1				
		Analysis Time..: 21:30		Analyst ID.....: 002260	Instrument ID..: I8	
Chromium	**0.17 B**	**2.0**	**ug/L**	**SW846 6020**	**08/13-08/19/08**	**KT0PP1C5**
		Dilution Factor: 1				
		Analysis Time..: 21:30		Analyst ID.....: 002260	Instrument ID..: I8	
Cobalt	**0.0090 B**	**1.0**	**ug/L**	**SW846 6020**	**08/13-08/19/08**	**KT0PP1CQ**
		Dilution Factor: 1				
		Analysis Time..: 21:30		Analyst ID.....: 002260	Instrument ID..: I8	
Copper	**0.37 B**	**2.0**	**ug/L**	**SW846 6020**	**08/13-08/19/08**	**KT0PP1CR**
		Dilution Factor: 1				
		Analysis Time..: 21:30		Analyst ID.....: 002260	Instrument ID..: I8	
Iron	**11.3 B**	**50.0**	**ug/L**	**SW846 6020**	**08/13-08/19/08**	**KT0PP1CT**
		Dilution Factor: 1				
		Analysis Time..: 21:30		Analyst ID.....: 002260	Instrument ID..: I8	
Lead	**0.061 B**	**1.0**	**ug/L**	**SW846 6020**	**08/13-08/19/08**	**KT0PP1CU**
		Dilution Factor: 1				
		Analysis Time..: 21:30		Analyst ID.....: 002260	Instrument ID..: I8	
Manganese	**0.83 B**	**1.0**	**ug/L**	**SW846 6020**	**08/13-08/19/08**	**KT0PP1CV**
		Dilution Factor: 1				
		Analysis Time..: 21:30		Analyst ID.....: 002260	Instrument ID..: I8	

(Continued on next page)

METHOD BLANK REPORT

DISSOLVED Metals

Client Lot #...: 8H07118 **Matrix.....:** WATER

PARAMETER	RESULT	REPORTING LIMIT	UNITS	METHOD	PREPARATION-ANALYSIS DATE	WORK ORDER #
Molybdenum	ND	2.0	ug/L	SW846 6020	08/13-08/19/08	KT0PP1CW
		Dilution Factor: 1				
		Analysis Time..: 21:30		Analyst ID.....: 002260	Instrument ID..: I8	
Nickel	**0.20 B**	**2.0**	**ug/L**	**SW846 6020**	**08/13-08/19/08**	**KT0PP1CX**
		Dilution Factor: 1				
		Analysis Time..: 21:30		Analyst ID.....: 002260	Instrument ID..: I8	
Selenium	ND	5.0	ug/L	SW846 6020	08/13-08/19/08	KT0PP1C0
		Dilution Factor: 1				
		Analysis Time..: 21:30		Analyst ID.....: 002260	Instrument ID..: I8	
Silver	ND	1.0	ug/L	SW846 6020	08/13-08/19/08	KT0PP1C1
		Dilution Factor: 1				
		Analysis Time..: 21:30		Analyst ID.....: 002260	Instrument ID..: I8	
Thallium	ND	1.0	ug/L	SW846 6020	08/13-08/19/08	KT0PP1C2
		Dilution Factor: 1				
		Analysis Time..: 21:30		Analyst ID.....: 002260	Instrument ID..: I8	
Vanadium	ND	20.0	ug/L	SW846 6020	08/13-08/19/08	KT0PP1C3
		Dilution Factor: 1				
		Analysis Time..: 21:30		Analyst ID.....: 002260	Instrument ID..: I8	
Zinc	**5.1 B**	**20.0**	**ug/L**	**SW846 6020**	**08/13-08/19/08**	**KT0PP1C4**
		Dilution Factor: 1				
		Analysis Time..: 21:30		Analyst ID.....: 002260	Instrument ID..: I8	
Mercury	ND	0.20	ug/L	SW846 7470A	08/13-08/15/08	KT0PP1C6
		Dilution Factor: 1				
		Analysis Time..: 16:29		Analyst ID.....: 001576	Instrument ID..: H1	

MB Lot-Sample #: A8H150000-019 **Prep Batch #...:** 8228019

Antimony	ND	2.0	ug/L	SW846 6020	08/15-08/19/08	KT6711CK
		Dilution Factor: 1				
		Analysis Time..: 17:32		Analyst ID.....: 002260	Instrument ID..: I8	
Arsenic	ND	5.0	ug/L	SW846 6020	08/15-08/19/08	KT6711CL
		Dilution Factor: 1				
		Analysis Time..: 17:32		Analyst ID.....: 002260	Instrument ID..: I8	
Barium	**0.89 B**	**1.0**	**ug/L**	**SW846 6020**	**08/15-08/19/08**	**KT6711CM**
		Dilution Factor: 1				
		Analysis Time..: 17:32		Analyst ID.....: 002260	Instrument ID..: I8	

(Continued on next page)

METHOD BLANK REPORT

DISSOLVED Metals

Client Lot #...: 8H07118 Matrix.....: WATER

PARAMETER	RESULT	REPORTING LIMIT	UNITS	METHOD	PREPARATION-ANALYSIS DATE	WORK ORDER #
Beryllium	ND	1.0	ug/L	SW846 6020	08/15-08/19/08	KT6711CN
		Dilution Factor: 1				
		Analysis Time..: 17:32		Analyst ID.....: 002260	Instrument ID..: I8	
Cadmium	0.024 B	1.0	ug/L	SW846 6020	08/15-08/19/08	KT6711CP
		Dilution Factor: 1				
		Analysis Time..: 17:32		Analyst ID.....: 002260	Instrument ID..: I8	
Chromium	0.20 B	2.0	ug/L	SW846 6020	08/15-08/19/08	KT6711C5
		Dilution Factor: 1				
		Analysis Time..: 17:32		Analyst ID.....: 002260	Instrument ID..: I8	
Cobalt	0.0050 B	1.0	ug/L	SW846 6020	08/15-08/19/08	KT6711CQ
		Dilution Factor: 1				
		Analysis Time..: 17:32		Analyst ID.....: 002260	Instrument ID..: I8	
Copper	0.42 B	2.0	ug/L	SW846 6020	08/15-08/19/08	KT6711CR
		Dilution Factor: 1				
		Analysis Time..: 17:32		Analyst ID.....: 002260	Instrument ID..: I8	
Iron	13.5 B	50.0	ug/L	SW846 6020	08/15-08/19/08	KT6711CT
		Dilution Factor: 1				
		Analysis Time..: 17:32		Analyst ID.....: 002260	Instrument ID..: I8	
Lead	0.062 B	1.0	ug/L	SW846 6020	08/15-08/19/08	KT6711CU
		Dilution Factor: 1				
		Analysis Time..: 17:32		Analyst ID.....: 002260	Instrument ID..: I8	
Manganese	0.67 B	1.0	ug/L	SW846 6020	08/15-08/21/08	KT6711CV
		Dilution Factor: 1				
		Analysis Time..: 14:45		Analyst ID.....: 002260	Instrument ID..: I8	
Molybdenum	ND	2.0	ug/L	SW846 6020	08/15-08/19/08	KT6711CW
		Dilution Factor: 1				
		Analysis Time..: 17:32		Analyst ID.....: 002260	Instrument ID..: I8	
Nickel	0.12 B	2.0	ug/L	SW846 6020	08/15-08/19/08	KT6711CX
		Dilution Factor: 1				
		Analysis Time..: 17:32		Analyst ID.....: 002260	Instrument ID..: I8	
Selenium	ND	5.0	ug/L	SW846 6020	08/15-08/19/08	KT6711C0
		Dilution Factor: 1				
		Analysis Time..: 17:32		Analyst ID.....: 002260	Instrument ID..: I8	
Silver	0.0030 B	1.0	ug/L	SW846 6020	08/15-08/19/08	KT6711C1
		Dilution Factor: 1				
		Analysis Time..: 17:32		Analyst ID.....: 002260	Instrument ID..: I8	

(Continued on next page)

METHOD BLANK REPORT

DISSOLVED Metals

Client Lot #...: 8H07118 **Matrix.....:** WATER

PARAMETER	RESULT	REPORTING LIMIT	UNITS	METHOD	PREPARATION-ANALYSIS DATE	WORK ORDER #
Thallium	ND	1.0	ug/L	SW846 6020	08/15-08/19/08	KT6711C2
		Dilution Factor: 1				
		Analysis Time..: 17:32		Analyst ID.....: 002260	Instrument ID..: I8	
Vanadium	**0.70 B**	**20.0**	**ug/L**	**SW846 6020**	**08/15-08/19/08**	**KT6711C3**
		Dilution Factor: 1				
		Analysis Time..: 17:32		Analyst ID.....: 002260	Instrument ID..: I8	
Zinc	**3.4 B**	**20.0**	**ug/L**	**SW846 6020**	**08/15-08/19/08**	**KT6711C4**
		Dilution Factor: 1				
		Analysis Time..: 17:32		Analyst ID.....: 002260	Instrument ID..: I8	
Mercury	ND	0.20	ug/L	SW846 7470A	08/15/08	KT6711C6
		Dilution Factor: 1				
		Analysis Time..: 17:28		Analyst ID.....: 001576	Instrument ID..: H1	

MB Lot-Sample #: A8H150000-024 **Prep Batch #...:** 8228024

Antimony	ND	2.0	ug/L	SW846 6020	08/15-08/20/08	KT6731CK
		Dilution Factor: 1				
		Analysis Time..: 12:58		Analyst ID.....: 002260	Instrument ID..: I8	
Arsenic	ND	5.0	ug/L	SW846 6020	08/15-08/20/08	KT6731CL
		Dilution Factor: 1				
		Analysis Time..: 12:58		Analyst ID.....: 002260	Instrument ID..: I8	
Barium	**1.1**	**1.0**	**ug/L**	**SW846 6020**	**08/15-08/20/08**	**KT6731CM**
		Dilution Factor: 1				
		Analysis Time..: 12:58		Analyst ID.....: 002260	Instrument ID..: I8	
Beryllium	ND	1.0	ug/L	SW846 6020	08/15-08/20/08	KT6731CN
		Dilution Factor: 1				
		Analysis Time..: 12:58		Analyst ID.....: 002260	Instrument ID..: I8	
Cadmium	**0.0080 B**	**1.0**	**ug/L**	**SW846 6020**	**08/15-08/20/08**	**KT6731CP**
		Dilution Factor: 1				
		Analysis Time..: 12:58		Analyst ID.....: 002260	Instrument ID..: I8	
Chromium	**1.2 B**	**2.0**	**ug/L**	**SW846 6020**	**08/15-08/20/08**	**KT6731C5**
		Dilution Factor: 1				
		Analysis Time..: 12:58		Analyst ID.....: 002260	Instrument ID..: I8	
Cobalt	**0.012 B**	**1.0**	**ug/L**	**SW846 6020**	**08/15-08/20/08**	**KT6731CQ**
		Dilution Factor: 1				
		Analysis Time..: 12:58		Analyst ID.....: 002260	Instrument ID..: I8	

(Continued on next page)

METHOD BLANK REPORT

DISSOLVED Metals

Client Lot #...: 8H07118 Matrix.....: WATER

PARAMETER	RESULT	REPORTING LIMIT	UNITS	METHOD	PREPARATION-ANALYSIS DATE	WORK ORDER #
Copper	0.64 B	2.0	ug/L	SW846 6020	08/15-08/20/08	KT6731CR
		Dilution Factor: 1				
		Analysis Time..: 12:58		Analyst ID.....: 002260	Instrument ID..: I8	
Iron	31.6 B	50.0	ug/L	SW846 6020	08/15-08/20/08	KT6731CT
		Dilution Factor: 1				
		Analysis Time..: 12:58		Analyst ID.....: 002260	Instrument ID..: I8	
Lead	0.33 B	1.0	ug/L	SW846 6020	08/15-08/20/08	KT6731CU
		Dilution Factor: 1				
		Analysis Time..: 12:58		Analyst ID.....: 002260	Instrument ID..: I8	
Manganese	1.1	1.0	ug/L	SW846 6020	08/15-08/21/08	KT6731CV
		Dilution Factor: 1				
		Analysis Time..: 14:59		Analyst ID.....: 002260	Instrument ID..: I8	
Molybdenum	ND	2.0	ug/L	SW846 6020	08/15-08/20/08	KT6731CW
		Dilution Factor: 1				
		Analysis Time..: 12:58		Analyst ID.....: 002260	Instrument ID..: I8	
Nickel	0.070 B	2.0	ug/L	SW846 6020	08/15-08/20/08	KT6731CX
		Dilution Factor: 1				
		Analysis Time..: 12:58		Analyst ID.....: 002260	Instrument ID..: I8	
Selenium	ND	5.0	ug/L	SW846 6020	08/15-08/20/08	KT6731C0
		Dilution Factor: 1				
		Analysis Time..: 12:58		Analyst ID.....: 002260	Instrument ID..: I8	
Silver	ND	1.0	ug/L	SW846 6020	08/15-08/20/08	KT6731C1
		Dilution Factor: 1				
		Analysis Time..: 12:58		Analyst ID.....: 002260	Instrument ID..: I8	
Thallium	ND	1.0	ug/L	SW846 6020	08/15-08/20/08	KT6731C2
		Dilution Factor: 1				
		Analysis Time..: 12:58		Analyst ID.....: 002260	Instrument ID..: I8	
Vanadium	0.85 B	20.0	ug/L	SW846 6020	08/15-08/20/08	KT6731C3
		Dilution Factor: 1				
		Analysis Time..: 12:58		Analyst ID.....: 002260	Instrument ID..: I8	
Zinc	10.1 B	20.0	ug/L	SW846 6020	08/15-08/20/08	KT6731C4
		Dilution Factor: 1				
		Analysis Time..: 12:58		Analyst ID.....: 002260	Instrument ID..: I8	
Mercury	ND	0.20	ug/L	SW846 7470A	08/15/08	KT6731C6
		Dilution Factor: 1				
		Analysis Time..: 17:05		Analyst ID.....: 001576	Instrument ID..: H1	

(Continued on next page)

METHOD BLANK REPORT

DISSOLVED Metals

Client Lot #...: 8H07118 Matrix.....: WATER

NOTE(S):

Calculations are performed before rounding to avoid round-off errors in calculated results.

B Estimated result. Result is less than RL.

TestAmerica North Canton

Metals Data Reporting Form

Interference Check Standard A

Instrument: ICPMS **Units:** ug/L

Chart Number: I80819A.csv **Acceptable Range:** 0% - 0%

Standard Source: _____ **Standard ID:** _____

Element	WL/ Mass	Reporting Limit	True Conc	ICSA 08/19/08 2:49 PM Found	Found	Found	Found	Found
Antimony	121	2		0.099				
Arsenic	75	5		0.360				
Barium	137	1		0.740				
Beryllium	9	1		0.018				
Cadmium	111	1		-0.520				
Chromium	52	2		0.490				
Cobalt	59	1		0.028				
Copper	65	2		0.023				
Iron	56		50000	51400				
Lead	208	1		0.073				
Manganese	55	1		1				
Molybdenum	95	2	1000	1050				
Nickel	60	2		0.410				
Selenium	78	5		0.140				
Silver	107	1		0.029				
Thallium	205	1		0.072				
Vanadium	51	20		0.081				
Zinc	66	20		0.720				

U Result is less than the IDL

B Result is between IDL and RL

Form 4 Equivalent

TestAmerica North Canton

Metals Data Reporting Form

Interference Check Standard AB

Instrument: ICPMS **Units:** ug/L

Chart Number: I80819A.csv **Acceptable Range:** 50% - 150%

Standard Source: **Standard ID:**

Element	WL/ Mass	True Conc	ICSAB 08/19/08 3:03 PM Found	% Rec	Found	% Rec	Found	% Rec	Found	% Rec	Found	% Rec
Antimony	121	100	100.6	**100.6**								
Arsenic	75	100	96.2	**96.2**								
Barium	137	100	98.5	**98.5**								
Beryllium	9	100	104.9	**104.9**								
Cadmium	111	100	102.1	**102.1**								
Chromium	52	100	101.4	**101.4**								
Cobalt	59	100	97.9	**97.9**								
Copper	65	100	98.1	**98.1**								
Iron	56	50000	50686.7	**101.4**								
Lead	208	100	98.6	**98.6**								
Manganese	55	100	99.4	**99.4**								
Molybdenum	95	1000	1154.7	**115.5**								
Nickel	60	100	101.6	**101.6**								
Selenium	78	100	99.8	**99.8**								
Silver	107	100	102.7	**102.7**								
Thallium	205	100	98.3	**98.3**								
Vanadium	51	100	102.1	**102.1**								
Zinc	66	100	100.9	**100.9**								

N Spike recovery failed
NC Percent recovery was not calculated
U Result is less than the IDL

Form 4 Equivalent

TestAmerica North Canton

Metals Data Reporting Form

Interference Check Standard A

Instrument: ICPMS **Units:** ug/L

Chart Number: I80820A.csv **Acceptable Range:** 0% - 0%

Standard Source: _____ **Standard ID:** _____

Element	WL/ Mass	Reporting Limit	True Conc	ICSA 08/20/08 9:18 AM Found	Found	Found	Found	Found
Antimony	121	2		0.130				
Arsenic	75	5		0.490				
Barium	137	1		0.650				
Beryllium	9	1		0.016				
Cadmium	111	1		-0.550				
Chromium	52	2		0.440				
Cobalt	59	1		0.039				
Copper	65	2		0.067				
Iron	56		50000	50200				
Lead	208	1		0.064				
Manganese	55	1		< 1				
Molybdenum	95	2	1000	1040				
Nickel	60	2		0.400				
Selenium	78	5		-0.046				
Silver	107	1		0.028				
Thallium	205	1		0.032				
Vanadium	51	20		0.120				
Zinc	66	20		0.550				

U Result is less than the IDL

B Result is between IDL and RL

Form 4 Equivalent

TestAmerica North Canton

Metals Data Reporting Form

Interference Check Standard AB

Instrument: ICPMS **Units:** ug/L

Chart Number: I80820A.csv **Acceptable Range:** 50% - 150%

Standard Source: **Standard ID:**

Element	WL/ Mass	True Conc	ICSAB 08/20/08 9:22 AM Found	% Rec	Found	% Rec	Found	% Rec	Found	% Rec	Found	% Rec
Antimony	121	100	101.9	**101.9**								
Arsenic	75	100	95.8	**95.8**								
Barium	137	100	100.0	**100.0**								
Beryllium	9	100	97.5	**97.5**								
Cadmium	111	100	99.3	**99.3**								
Chromium	52	100	99.2	**99.2**								
Cobalt	59	100	95.4	**95.4**								
Copper	65	100	96.0	**96.0**								
Iron	56	50000	50216.7	**100.4**								
Lead	208	100	98.3	**98.3**								
Manganese	55	100	108.5	**108.5**								
Molybdenum	95	1000	1147.0	**114.7**								
Nickel	60	100	99.6	**99.6**								
Selenium	78	100	99.6	**99.6**								
Silver	107	100	100.8	**100.8**								
Thallium	205	100	97.1	**97.1**								
Vanadium	51	100	97.7	**97.7**								
Zinc	66	100	100.8	**100.8**								

TestAmerica North Canton

Metals Data Reporting Form

Interference Check Standard A

Instrument: ICPMS **Units:** ug/L

Chart Number: I80821A.csv **Acceptable Range:** 0% - 0%

Standard Source: _____ **Standard ID:** _____

Element	WL/ Mass	Reporting Limit	True Conc	ICSA 08/21/08 2:08 PM Found	Found	Found	Found	Found
Antimony	121	2		0.140				
Arsenic	75	5		0.390				
Barium	137	1		0.750				
Cadmium	111	1		-0.590				
Chromium	52	2		0.290				
Cobalt	59	1		0.031				
Copper	65	2		0.140				
Iron	56		50000	51100				
Lead	208	1		0.076				
Manganese	55	1		1				
Molybdenum	95	2	1000	1040				
Nickel	60	2		0.520				
Selenium	78	5		0.140				
Silver	107	1		0.031				
Thallium	205	1		-0.013				
Vanadium	51	20		-0.150				
Zinc	66	20		0.760				

U Result is less than the IDL

B Result is between IDL and RL

Form 4 Equivalent

TestAmerica North Canton

Metals Data Reporting Form

Interference Check Standard AB

Instrument: ICPMS **Units:** ug/L

Chart Number: I80821A.csv **Acceptable Range:** 50% - 150%

Standard Source: **Standard ID:**

Element	WL/ Mass	True Conc	ICSAB 08/21/08 2:12 PM Found	% Rec	Found	% Rec	Found	% Rec	Found	% Rec	Found	% Rec
Antimony	121	100	101.1	**101.1**								
Arsenic	75	100	97.2	**97.2**								
Barium	137	100	98.7	**98.7**								
Cadmium	111	100	101.7	**101.7**								
Chromium	52	100	100.6	**100.6**								
Cobalt	59	100	97.9	**97.9**								
Copper	65	100	98.7	**98.7**								
Iron	56	50000	51216.7	**102.4**								
Lead	208	100	99.2	**99.2**								
Manganese	55	100	101.0	**101.0**								
Molybdenum	95	1000	1153.0	**115.3**								
Nickel	60	100	101.9	**101.9**								
Selenium	78	100	99.1	**99.1**								
Silver	107	100	100.4	**100.4**								
Thallium	205	100	97.8	**97.8**								
Vanadium	51	100	99.2	**99.2**								
Zinc	66	100	101.3	**101.3**								

N Spike recovery failed
NC Percent recovery was not calculated
U Result is less than the IDL

Form 4 Equivalent

TestAmerica North Canton

Metals Data Reporting Form

Interference Check Standard A

Instrument: ICPMS **Units:** ug/L

Chart Number: I80822A.csv **Acceptable Range:** 0% - 0%

Standard Source: **Standard ID:**

Element	WL/ Mass	Reporting Limit	True Conc	ICSA 08/22/08 11:53 AM				
				Found	Found	Found	Found	Found
Beryllium	9	1		0.000				
Lead	208	1		0.060				

U Result is less than the IDL

B Result is between IDL and RL

Form 4 Equivalent

TestAmerica North Canton

Metals Data Reporting Form

Interference Check Standard AB

Instrument: ICPMS **Units:** ug/L

Chart Number: I80822A.csv **Acceptable Range:** 50% - 150%

Standard Source: **Standard ID:**

Element	WL/ Mass	True Conc	ICSAB 08/22/08 11:56 AM Found	% Rec	Found	% Rec	Found	% Rec	Found	% Rec	Found	% Rec
Beryllium	9	100	95.8	**95.8**								
Lead	208	100	98.7	**98.7**								

N Spike recovery failed
NC Percent recovery was not calculated
U Result is less than the IDL

Form 4 Equivalent

LABORATORY CONTROL SAMPLE DATA REPORT

TOTAL Metals

Client Lot #...: 8H07118 **Matrix.....:** WATER

PARAMETER	SPIKE AMOUNT	MEASURED AMOUNT	UNITS	PERCNT RECVRY	METHOD	PREPARATION-ANALYSIS DATE	WORK ORDER #
LCS Lot-Sample#: A8H120000-076 **Prep Batch #...:** 8225076							
Antimony	100	102	ug/L	102	SW846 6020	08/13-08/19/08	KT0PP1AX
			Dilution Factor: 1		Analysis Time..: 21:34	Analyst ID.....: 002260	
			Instrument ID..: I8				
Arsenic	100	99.2	ug/L	99	SW846 6020	08/13-08/19/08	KT0PP1A0
			Dilution Factor: 1		Analysis Time..: 21:34	Analyst ID.....: 002260	
			Instrument ID..: I8				
Barium	100	95.8	ug/L	96	SW846 6020	08/13-08/19/08	KT0PP1A1
			Dilution Factor: 1		Analysis Time..: 21:34	Analyst ID.....: 002260	
			Instrument ID..: I8				
Beryllium	100	104	ug/L	104	SW846 6020	08/13-08/19/08	KT0PP1A2
			Dilution Factor: 1		Analysis Time..: 21:34	Analyst ID.....: 002260	
			Instrument ID..: I8				
Cadmium	100	108	ug/L	108	SW846 6020	08/13-08/19/08	KT0PP1A3
			Dilution Factor: 1		Analysis Time..: 21:34	Analyst ID.....: 002260	
			Instrument ID..: I8				
Cobalt	100	102	ug/L	102	SW846 6020	08/13-08/19/08	KT0PP1A4
			Dilution Factor: 1		Analysis Time..: 21:34	Analyst ID.....: 002260	
			Instrument ID..: I8				
Copper	100	111	ug/L	111	SW846 6020	08/13-08/19/08	KT0PP1A5
			Dilution Factor: 1		Analysis Time..: 21:34	Analyst ID.....: 002260	
			Instrument ID..: I8				
Iron	1000	1130	ug/L	113	SW846 6020	08/13-08/19/08	KT0PP1A6
			Dilution Factor: 1		Analysis Time..: 21:34	Analyst ID.....: 002260	
			Instrument ID..: I8				
Lead	100	96.1	ug/L	96	SW846 6020	08/13-08/19/08	KT0PP1A7
			Dilution Factor: 1		Analysis Time..: 21:34	Analyst ID.....: 002260	
			Instrument ID..: I8				
Manganese	100	97.5	ug/L	98	SW846 6020	08/13-08/21/08	KT0PP1A8
			Dilution Factor: 1		Analysis Time..: 14:29	Analyst ID.....: 2260	
			Instrument ID..: I8				

(Continued on next page)

LABORATORY CONTROL SAMPLE DATA REPORT

TOTAL Metals

Client Lot #...: 8H07118 **Matrix.....:** WATER

PARAMETER	SPIKE AMOUNT	MEASURED AMOUNT	UNITS	PERCNT RECVRY	METHOD	PREPARATION-ANALYSIS DATE	WORK ORDER #
Molybdenum	100	99.7	ug/L	100	SW846 6020	08/13-08/19/08	KT0PP1A9
		Dilution Factor: 1			Analysis Time..: 21:34	Analyst ID.....: 002260	
		Instrument ID..: I8					
Nickel	100	107	ug/L	107	SW846 6020	08/13-08/19/08	KT0PP1CA
		Dilution Factor: 1			Analysis Time..: 21:34	Analyst ID.....: 002260	
		Instrument ID..: I8					
Selenium	100	102	ug/L	102	SW846 6020	08/13-08/19/08	KT0PP1CC
		Dilution Factor: 1			Analysis Time..: 21:34	Analyst ID.....: 002260	
		Instrument ID..: I8					
Silver	100	111	ug/L	111	SW846 6020	08/13-08/19/08	KT0PP1CD
		Dilution Factor: 1			Analysis Time..: 21:34	Analyst ID.....: 002260	
		Instrument ID..: I8					
Thallium	100	93.6	ug/L	94	SW846 6020	08/13-08/19/08	KT0PP1CE
		Dilution Factor: 1			Analysis Time..: 21:34	Analyst ID.....: 002260	
		Instrument ID..: I8					
Vanadium	100	99.2	ug/L	99	SW846 6020	08/13-08/19/08	KT0PP1CF
		Dilution Factor: 1			Analysis Time..: 21:34	Analyst ID.....: 002260	
		Instrument ID..: I8					
Zinc	100	112	ug/L	112	SW846 6020	08/13-08/19/08	KT0PP1CG
		Dilution Factor: 1			Analysis Time..: 21:34	Analyst ID.....: 002260	
		Instrument ID..: I8					
Chromium	100	102	ug/L	102	SW846 6020	08/13-08/19/08	KT0PP1CH
		Dilution Factor: 1			Analysis Time..: 21:34	Analyst ID.....: 002260	
		Instrument ID..: I8					
Mercury	5.0	5.4	ug/L	108	SW846 7470A	08/13-08/15/08	KT0PP1CJ
		Dilution Factor: 1			Analysis Time..: 16:28	Analyst ID.....: 001576	
		Instrument ID..: H1					
LCS Lot-Sample#: A8H150000-019 **Prep Batch #...:** 8228019							
Antimony	100	87.6	ug/L	88	SW846 6020	08/15-08/19/08	KT6711AX
		Dilution Factor: 1			Analysis Time..: 17:36	Analyst ID.....: 002260	
		Instrument ID..: I8					
Arsenic	100	89.4	ug/L	89	SW846 6020	08/15-08/19/08	KT6711A0
		Dilution Factor: 1			Analysis Time..: 17:36	Analyst ID.....: 002260	
		Instrument ID..: I8					

(Continued on next page)

LABORATORY CONTROL SAMPLE DATA REPORT

TOTAL Metals

Client Lot #...: 8H07118 **Matrix.....:** WATER

PARAMETER	SPIKE AMOUNT	MEASURED AMOUNT	UNITS	PERCNT RECVRY	METHOD	PREPARATION-ANALYSIS DATE	WORK ORDER #
Barium	100	85.4	ug/L	85	SW846 6020	08/15-08/19/08	KT6711A1
			Dilution Factor: 1		Analysis Time..: 17:36	Analyst ID.....: 002260	
			Instrument ID..: I8				
Beryllium	100	99.8	ug/L	100	SW846 6020	08/15-08/19/08	KT6711A2
			Dilution Factor: 1		Analysis Time..: 17:36	Analyst ID.....: 002260	
			Instrument ID..: I8				
Cadmium	100	94.6	ug/L	95	SW846 6020	08/15-08/19/08	KT6711A3
			Dilution Factor: 1		Analysis Time..: 17:36	Analyst ID.....: 002260	
			Instrument ID..: I8				
Cobalt	100	91.3	ug/L	91	SW846 6020	08/15-08/19/08	KT6711A4
			Dilution Factor: 1		Analysis Time..: 17:36	Analyst ID.....: 002260	
			Instrument ID..: I8				
Copper	100	101	ug/L	101	SW846 6020	08/15-08/19/08	KT6711A5
			Dilution Factor: 1		Analysis Time..: 17:36	Analyst ID.....: 002260	
			Instrument ID..: I8				
Iron	1000	994	ug/L	99	SW846 6020	08/15-08/19/08	KT6711A6
			Dilution Factor: 1		Analysis Time..: 17:36	Analyst ID.....: 002260	
			Instrument ID..: I8				
Lead	100	84.6	ug/L	85	SW846 6020	08/15-08/19/08	KT6711A7
			Dilution Factor: 1		Analysis Time..: 17:36	Analyst ID.....: 002260	
			Instrument ID..: I8				
Manganese	100	98.7	ug/L	99	SW846 6020	08/15-08/21/08	KT6711A8
			Dilution Factor: 1		Analysis Time..: 14:49	Analyst ID.....: 002260	
			Instrument ID..: I8				
Molybdenum	100	87.6	ug/L	88	SW846 6020	08/15-08/19/08	KT6711A9
			Dilution Factor: 1		Analysis Time..: 17:36	Analyst ID.....: 002260	
			Instrument ID..: I8				
Nickel	100	99.6	ug/L	100	SW846 6020	08/15-08/19/08	KT6711CA
			Dilution Factor: 1		Analysis Time..: 17:36	Analyst ID.....: 002260	
			Instrument ID..: I8				
Selenium	100	89.7	ug/L	90	SW846 6020	08/15-08/19/08	KT6711CC
			Dilution Factor: 1		Analysis Time..: 17:36	Analyst ID.....: 002260	
			Instrument ID..: I8				

(Continued on next page)

LABORATORY CONTROL SAMPLE DATA REPORT

TOTAL Metals

Client Lot #...: 8H07118 **Matrix.....:** WATER

PARAMETER	SPIKE AMOUNT	MEASURED AMOUNT	UNITS	PERCNT RECVRY	METHOD	PREPARATION-ANALYSIS DATE	WORK ORDER #
Silver	100	96.9	ug/L	97	SW846 6020	08/15-08/19/08	KT6711CD
			Dilution Factor: 1		Analysis Time..: 17:36	Analyst ID.....: 002260	
			Instrument ID..: I8				
Thallium	100	82.2	ug/L	82	SW846 6020	08/15-08/19/08	KT6711CE
			Dilution Factor: 1		Analysis Time..: 17:36	Analyst ID.....: 002260	
			Instrument ID..: I8				
Vanadium	100	89.6	ug/L	90	SW846 6020	08/15-08/19/08	KT6711CF
			Dilution Factor: 1		Analysis Time..: 17:36	Analyst ID.....: 002260	
			Instrument ID..: I8				
Zinc	100	101	ug/L	101	SW846 6020	08/15-08/19/08	KT6711CG
			Dilution Factor: 1		Analysis Time..: 17:36	Analyst ID.....: 002260	
			Instrument ID..: I8				
Chromium	100	91.1	ug/L	91	SW846 6020	08/15-08/19/08	KT6711CH
			Dilution Factor: 1		Analysis Time..: 17:36	Analyst ID.....: 002260	
			Instrument ID..: I8				
Mercury	5.0	5.0	ug/L	100	SW846 7470A	08/15/08	KT6711CJ
			Dilution Factor: 1		Analysis Time..: 17:29	Analyst ID.....: 001576	
			Instrument ID..: H1				

LCS Lot-Sample#: A8H150000-024 **Prep Batch #...:** 8228024

Antimony	100	90.3	ug/L	90	SW846 6020	08/15-08/20/08	KT6731AX
			Dilution Factor: 1		Analysis Time..: 13:11	Analyst ID.....: 002260	
			Instrument ID..: I8				
Arsenic	100	89.2	ug/L	89	SW846 6020	08/15-08/20/08	KT6731A0
			Dilution Factor: 1		Analysis Time..: 13:11	Analyst ID.....: 002260	
			Instrument ID..: I8				
Barium	100	85.0	ug/L	85	SW846 6020	08/15-08/20/08	KT6731A1
			Dilution Factor: 1		Analysis Time..: 13:11	Analyst ID.....: 002260	
			Instrument ID..: I8				
Beryllium	100	89.0	ug/L	89	SW846 6020	08/15-08/20/08	KT6731A2
			Dilution Factor: 1		Analysis Time..: 13:11	Analyst ID.....: 002260	
			Instrument ID..: I8				
Cadmium	100	96.1	ug/L	96	SW846 6020	08/15-08/20/08	KT6731A3
			Dilution Factor: 1		Analysis Time..: 13:11	Analyst ID.....: 002260	
			Instrument ID..: I8				

(Continued on next page)

LABORATORY CONTROL SAMPLE DATA REPORT

TOTAL Metals

Client Lot #...: 8H07118 **Matrix.....:** WATER

PARAMETER	SPIKE AMOUNT	MEASURED AMOUNT	UNITS	PERCNT RECVRY	METHOD	PREPARATION-ANALYSIS DATE	WORK ORDER #
Cobalt	100	87.2	ug/L	87	SW846 6020	08/15-08/20/08	KT6731A4
			Dilution Factor: 1		Analysis Time..: 13:11	Analyst ID.....: 002260	
			Instrument ID..: I8				
Copper	100	95.5	ug/L	95	SW846 6020	08/15-08/20/08	KT6731A5
			Dilution Factor: 1		Analysis Time..: 13:11	Analyst ID.....: 002260	
			Instrument ID..: I8				
Iron	1000	969	ug/L	97	SW846 6020	08/15-08/20/08	KT6731A6
			Dilution Factor: 1		Analysis Time..: 13:11	Analyst ID.....: 002260	
			Instrument ID..: I8				
Lead	100	86.7	ug/L	87	SW846 6020	08/15-08/22/08	KT6731A7
			Dilution Factor: 1		Analysis Time..: 12:14	Analyst ID.....: 002260	
			Instrument ID..: I8				
Manganese	100	98.8	ug/L	99	SW846 6020	08/15-08/21/08	KT6731A8
			Dilution Factor: 1		Analysis Time..: 15:03	Analyst ID.....: 002260	
			Instrument ID..: I8				
Molybdenum	100	86.8	ug/L	87	SW846 6020	08/15-08/20/08	KT6731A9
			Dilution Factor: 1		Analysis Time..: 13:11	Analyst ID.....: 002260	
			Instrument ID..: I8				
Nickel	100	94.4	ug/L	94	SW846 6020	08/15-08/20/08	KT6731CA
			Dilution Factor: 1		Analysis Time..: 13:11	Analyst ID.....: 002260	
			Instrument ID..: I8				
Selenium	100	90.1	ug/L	90	SW846 6020	08/15-08/20/08	KT6731CC
			Dilution Factor: 1		Analysis Time..: 13:11	Analyst ID.....: 002260	
			Instrument ID..: I8				
Silver	100	97.3	ug/L	97	SW846 6020	08/15-08/20/08	KT6731CD
			Dilution Factor: 1		Analysis Time..: 13:11	Analyst ID.....: 002260	
			Instrument ID..: I8				
Thallium	100	81.9	ug/L	82	SW846 6020	08/15-08/21/08	KT6731CE
			Dilution Factor: 1		Analysis Time..: 15:03	Analyst ID.....: 002260	
			Instrument ID..: I8				
Vanadium	100	85.4	ug/L	85	SW846 6020	08/15-08/20/08	KT6731CF
			Dilution Factor: 1		Analysis Time..: 13:11	Analyst ID.....: 002260	
			Instrument ID..: I8				

(Continued on next page)

LABORATORY CONTROL SAMPLE DATA REPORT

TOTAL Metals

Client Lot #...: 8H07118 **Matrix.....:** WATER

PARAMETER	SPIKE AMOUNT	MEASURED AMOUNT	UNITS	PERCNT RECVRY	METHOD	PREPARATION-ANALYSIS DATE	WORK ORDER #
Zinc	100	101	ug/L	101	SW846 6020	08/15-08/20/08	KT6731CG
			Dilution Factor: 1		Analysis Time..: 13:11	Analyst ID.....: 002260	
			Instrument ID..: I8				
Chromium	100	87.7	ug/L	88	SW846 6020	08/15-08/20/08	KT6731CH
			Dilution Factor: 1		Analysis Time..: 13:11	Analyst ID.....: 002260	
			Instrument ID..: I8				
Mercury	5.0	5.1	ug/L	103	SW846 7470A	08/15/08	KT6731CJ
			Dilution Factor: 1		Analysis Time..: 17:09	Analyst ID.....: 001576	
			Instrument ID..: H1				

NOTE(S):

Calculations are performed before rounding to avoid round-off errors in calculated results.

LABORATORY CONTROL SAMPLE DATA REPORT

DISSOLVED Metals

Client Lot #...: 8H07118 **Matrix.....:** WATER

PARAMETER	SPIKE AMOUNT	MEASURED AMOUNT	UNITS	PERCNT RECVRY	METHOD	PREPARATION-ANALYSIS DATE	WORK ORDER #
LCS Lot-Sample#: A8H120000-076 **Prep Batch #...:** 8225076							
Antimony	100	102	ug/L	102	SW846 6020	08/13-08/19/08	KT0PP1C7
			Dilution Factor: 1		Analysis Time..: 21:34	Analyst ID.....: 002260	
			Instrument ID..: I8				
Arsenic	100	99.2	ug/L	99	SW846 6020	08/13-08/19/08	KT0PP1C8
			Dilution Factor: 1		Analysis Time..: 21:34	Analyst ID.....: 002260	
			Instrument ID..: I8				
Barium	100	95.8	ug/L	96	SW846 6020	08/13-08/19/08	KT0PP1C9
			Dilution Factor: 1		Analysis Time..: 21:34	Analyst ID.....: 002260	
			Instrument ID..: I8				
Beryllium	100	104	ug/L	104	SW846 6020	08/13-08/19/08	KT0PP1DA
			Dilution Factor: 1		Analysis Time..: 21:34	Analyst ID.....: 002260	
			Instrument ID..: I8				
Cadmium	100	108	ug/L	108	SW846 6020	08/13-08/19/08	KT0PP1DC
			Dilution Factor: 1		Analysis Time..: 21:34	Analyst ID.....: 002260	
			Instrument ID..: I8				
Cobalt	100	102	ug/L	102	SW846 6020	08/13-08/19/08	KT0PP1DD
			Dilution Factor: 1		Analysis Time..: 21:34	Analyst ID.....: 002260	
			Instrument ID..: I8				
Copper	100	111	ug/L	111	SW846 6020	08/13-08/19/08	KT0PP1DE
			Dilution Factor: 1		Analysis Time..: 21:34	Analyst ID.....: 002260	
			Instrument ID..: I8				
Iron	1000	1130	ug/L	113	SW846 6020	08/13-08/19/08	KT0PP1DF
			Dilution Factor: 1		Analysis Time..: 21:34	Analyst ID.....: 002260	
			Instrument ID..: I8				
Lead	100	96.1	ug/L	96	SW846 6020	08/13-08/19/08	KT0PP1DG
			Dilution Factor: 1		Analysis Time..: 21:34	Analyst ID.....: 002260	
			Instrument ID..: I8				
Manganese	100	97.5	ug/L	98	SW846 6020	08/13-08/21/08	KT0PP1DH
			Dilution Factor: 1		Analysis Time..: 14:29	Analyst ID.....: 2260	
			Instrument ID..: I8				

(Continued on next page)

LABORATORY CONTROL SAMPLE DATA REPORT

DISSOLVED Metals

Client Lot #...: 8H07118 **Matrix.....:** WATER

PARAMETER	SPIKE AMOUNT	MEASURED AMOUNT	UNITS	PERCNT RECVRY	METHOD	PREPARATION-ANALYSIS DATE	WORK ORDER #
Molybdenum	100	99.7	ug/L	100	SW846 6020	08/13-08/19/08	KT0PP1DJ
			Dilution Factor: 1		Analysis Time..: 21:34	Analyst ID.....: 002260	
			Instrument ID..: I8				
Nickel	100	107	ug/L	107	SW846 6020	08/13-08/19/08	KT0PP1DK
			Dilution Factor: 1		Analysis Time..: 21:34	Analyst ID.....: 002260	
			Instrument ID..: I8				
Selenium	100	102	ug/L	102	SW846 6020	08/13-08/19/08	KT0PP1DL
			Dilution Factor: 1		Analysis Time..: 21:34	Analyst ID.....: 002260	
			Instrument ID..: I8				
Silver	100	111	ug/L	111	SW846 6020	08/13-08/19/08	KT0PP1DM
			Dilution Factor: 1		Analysis Time..: 21:34	Analyst ID.....: 002260	
			Instrument ID..: I8				
Thallium	100	93.6	ug/L	94	SW846 6020	08/13-08/19/08	KT0PP1DN
			Dilution Factor: 1		Analysis Time..: 21:34	Analyst ID.....: 002260	
			Instrument ID..: I8				
Vanadium	100	99.2	ug/L	99	SW846 6020	08/13-08/19/08	KT0PP1DP
			Dilution Factor: 1		Analysis Time..: 21:34	Analyst ID.....: 002260	
			Instrument ID..: I8				
Zinc	100	112	ug/L	112	SW846 6020	08/13-08/19/08	KT0PP1DQ
			Dilution Factor: 1		Analysis Time..: 21:34	Analyst ID.....: 002260	
			Instrument ID..: I8				
Chromium	100	102	ug/L	102	SW846 6020	08/13-08/19/08	KT0PP1DR
			Dilution Factor: 1		Analysis Time..: 21:34	Analyst ID.....: 002260	
			Instrument ID..: I8				
Mercury	5.0	5.4	ug/L	108	SW846 7470A	08/13-08/15/08	KT0PP1DT
			Dilution Factor: 1		Analysis Time..: 16:28	Analyst ID.....: 001576	
			Instrument ID..: H1				

LCS Lot-Sample#: A8H150000-019 **Prep Batch #...:** 8228019

Antimony	100	87.6	ug/L	88	SW846 6020	08/15-08/19/08	KT6711C7
			Dilution Factor: 1		Analysis Time..: 17:36	Analyst ID.....: 002260	
			Instrument ID..: I8				
Arsenic	100	89.4	ug/L	89	SW846 6020	08/15-08/19/08	KT6711C8
			Dilution Factor: 1		Analysis Time..: 17:36	Analyst ID.....: 002260	
			Instrument ID..: I8				

(Continued on next page)

LABORATORY CONTROL SAMPLE DATA REPORT

DISSOLVED Metals

Client Lot #...: 8H07118 **Matrix.....:** WATER

PARAMETER	SPIKE AMOUNT	MEASURED AMOUNT	UNITS	PERCNT RECVRY	METHOD	PREPARATION-ANALYSIS DATE	WORK ORDER #
Barium	100	85.4	ug/L	85	SW846 6020	08/15-08/19/08	KT6711C9
			Dilution Factor: 1		Analysis Time..: 17:36	Analyst ID.....: 002260	
			Instrument ID..: I8				
Beryllium	100	99.8	ug/L	100	SW846 6020	08/15-08/19/08	KT6711DA
			Dilution Factor: 1		Analysis Time..: 17:36	Analyst ID.....: 002260	
			Instrument ID..: I8				
Cadmium	100	94.6	ug/L	95	SW846 6020	08/15-08/19/08	KT6711DC
			Dilution Factor: 1		Analysis Time..: 17:36	Analyst ID.....: 002260	
			Instrument ID..: I8				
Cobalt	100	91.3	ug/L	91	SW846 6020	08/15-08/19/08	KT6711DD
			Dilution Factor: 1		Analysis Time..: 17:36	Analyst ID.....: 002260	
			Instrument ID..: I8				
Copper	100	101	ug/L	101	SW846 6020	08/15-08/19/08	KT6711DE
			Dilution Factor: 1		Analysis Time..: 17:36	Analyst ID.....: 002260	
			Instrument ID..: I8				
Iron	1000	994	ug/L	99	SW846 6020	08/15-08/19/08	KT6711DF
			Dilution Factor: 1		Analysis Time..: 17:36	Analyst ID.....: 002260	
			Instrument ID..: I8				
Lead	100	84.6	ug/L	85	SW846 6020	08/15-08/19/08	KT6711DG
			Dilution Factor: 1		Analysis Time..: 17:36	Analyst ID.....: 002260	
			Instrument ID..: I8				
Manganese	100	98.7	ug/L	99	SW846 6020	08/15-08/21/08	KT6711DH
			Dilution Factor: 1		Analysis Time..: 14:49	Analyst ID.....: 002260	
			Instrument ID..: I8				
Molybdenum	100	87.6	ug/L	88	SW846 6020	08/15-08/19/08	KT6711DJ
			Dilution Factor: 1		Analysis Time..: 17:36	Analyst ID.....: 002260	
			Instrument ID..: I8				
Nickel	100	99.6	ug/L	100	SW846 6020	08/15-08/19/08	KT6711DK
			Dilution Factor: 1		Analysis Time..: 17:36	Analyst ID.....: 002260	
			Instrument ID..: I8				
Selenium	100	89.7	ug/L	90	SW846 6020	08/15-08/19/08	KT6711DL
			Dilution Factor: 1		Analysis Time..: 17:36	Analyst ID.....: 002260	
			Instrument ID..: I8				

(Continued on next page)

LABORATORY CONTROL SAMPLE DATA REPORT

DISSOLVED Metals

Client Lot #...: 8H07118 **Matrix.....:** WATER

PARAMETER	SPIKE AMOUNT	MEASURED AMOUNT	UNITS	PERCNT RECVRY	METHOD	PREPARATION-ANALYSIS DATE	WORK ORDER #
Silver	100	96.9	ug/L	97	SW846 6020	08/15-08/19/08	KT6711DM
			Dilution Factor: 1		Analysis Time..: 17:36	Analyst ID.....: 002260	
			Instrument ID..: I8				
Thallium	100	82.2	ug/L	82	SW846 6020	08/15-08/19/08	KT6711DN
			Dilution Factor: 1		Analysis Time..: 17:36	Analyst ID.....: 002260	
			Instrument ID..: I8				
Vanadium	100	89.6	ug/L	90	SW846 6020	08/15-08/19/08	KT6711DP
			Dilution Factor: 1		Analysis Time..: 17:36	Analyst ID.....: 002260	
			Instrument ID..: I8				
Zinc	100	101	ug/L	101	SW846 6020	08/15-08/19/08	KT6711DQ
			Dilution Factor: 1		Analysis Time..: 17:36	Analyst ID.....: 002260	
			Instrument ID..: I8				
Chromium	100	91.1	ug/L	91	SW846 6020	08/15-08/19/08	KT6711DR
			Dilution Factor: 1		Analysis Time..: 17:36	Analyst ID.....: 002260	
			Instrument ID..: I8				
Mercury	5.0	5.0	ug/L	100	SW846 7470A	08/15/08	KT6711DT
			Dilution Factor: 1		Analysis Time..: 17:29	Analyst ID.....: 001576	
			Instrument ID..: H1				

LCS Lot-Sample#: A8H150000-024 **Prep Batch #...:** 8228024

Antimony	100	90.3	ug/L	90	SW846 6020	08/15-08/20/08	KT6731C7
			Dilution Factor: 1		Analysis Time..: 13:11	Analyst ID.....: 002260	
			Instrument ID..: I8				
Arsenic	100	89.2	ug/L	89	SW846 6020	08/15-08/20/08	KT6731C8
			Dilution Factor: 1		Analysis Time..: 13:11	Analyst ID.....: 002260	
			Instrument ID..: I8				
Barium	100	85.0	ug/L	85	SW846 6020	08/15-08/20/08	KT6731C9
			Dilution Factor: 1		Analysis Time..: 13:11	Analyst ID.....: 002260	
			Instrument ID..: I8				
Beryllium	100	89.0	ug/L	89	SW846 6020	08/15-08/20/08	KT6731DA
			Dilution Factor: 1		Analysis Time..: 13:11	Analyst ID.....: 002260	
			Instrument ID..: I8				
Cadmium	100	96.1	ug/L	96	SW846 6020	08/15-08/20/08	KT6731DC
			Dilution Factor: 1		Analysis Time..: 13:11	Analyst ID.....: 002260	
			Instrument ID..: I8				

(Continued on next page)

LABORATORY CONTROL SAMPLE DATA REPORT

DISSOLVED Metals

Client Lot #...: 8H07118 **Matrix.....:** WATER

PARAMETER	SPIKE AMOUNT	MEASURED AMOUNT	UNITS	PERCNT RECVRY	METHOD	PREPARATION-ANALYSIS DATE	WORK ORDER #
Cobalt	100	87.2	ug/L	87	SW846 6020	08/15-08/20/08	KT6731DD
			Dilution Factor: 1		Analysis Time..: 13:11	Analyst ID.....: 002260	
			Instrument ID..: I8				
Copper	100	95.5	ug/L	95	SW846 6020	08/15-08/20/08	KT6731DE
			Dilution Factor: 1		Analysis Time..: 13:11	Analyst ID.....: 002260	
			Instrument ID..: I8				
Iron	1000	969	ug/L	97	SW846 6020	08/15-08/20/08	KT6731DF
			Dilution Factor: 1		Analysis Time..: 13:11	Analyst ID.....: 002260	
			Instrument ID..: I8				
Lead	100	86.7	ug/L	87	SW846 6020	08/15-08/22/08	KT6731DG
			Dilution Factor: 1		Analysis Time..: 12:14	Analyst ID.....: 002260	
			Instrument ID..: I8				
Manganese	100	98.8	ug/L	99	SW846 6020	08/15-08/21/08	KT6731DH
			Dilution Factor: 1		Analysis Time..: 15:03	Analyst ID.....: 002260	
			Instrument ID..: I8				
Molybdenum	100	86.8	ug/L	87	SW846 6020	08/15-08/20/08	KT6731DJ
			Dilution Factor: 1		Analysis Time..: 13:11	Analyst ID.....: 002260	
			Instrument ID..: I8				
Nickel	100	94.4	ug/L	94	SW846 6020	08/15-08/20/08	KT6731DK
			Dilution Factor: 1		Analysis Time..: 13:11	Analyst ID.....: 002260	
			Instrument ID..: I8				
Selenium	100	90.1	ug/L	90	SW846 6020	08/15-08/20/08	KT6731DL
			Dilution Factor: 1		Analysis Time..: 13:11	Analyst ID.....: 002260	
			Instrument ID..: I8				
Silver	100	97.3	ug/L	97	SW846 6020	08/15-08/20/08	KT6731DM
			Dilution Factor: 1		Analysis Time..: 13:11	Analyst ID.....: 002260	
			Instrument ID..: I8				
Thallium	100	81.9	ug/L	82	SW846 6020	08/15-08/21/08	KT6731DN
			Dilution Factor: 1		Analysis Time..: 15:03	Analyst ID.....: 002260	
			Instrument ID..: I8				
Vanadium	100	85.4	ug/L	85	SW846 6020	08/15-08/20/08	KT6731DP
			Dilution Factor: 1		Analysis Time..: 13:11	Analyst ID.....: 002260	
			Instrument ID..: I8				

(Continued on next page)

LABORATORY CONTROL SAMPLE DATA REPORT

DISSOLVED Metals

Client Lot #...: 8H07118 **Matrix.....:** WATER

PARAMETER	SPIKE AMOUNT	MEASURED AMOUNT	UNITS	PERCNT RECVRY	METHOD	PREPARATION-ANALYSIS DATE	WORK ORDER #
Zinc	100	101	ug/L	101	SW846 6020	08/15-08/20/08	KT6731DQ
			Dilution Factor: 1		Analysis Time..: 13:11	Analyst ID.....: 002260	
			Instrument ID..: I8				
Chromium	100	87.7	ug/L	88	SW846 6020	08/15-08/20/08	KT6731DR
			Dilution Factor: 1		Analysis Time..: 13:11	Analyst ID.....: 002260	
			Instrument ID..: I8				
Mercury	5.0	5.1	ug/L	103	SW846 7470A	08/15/08	KT6731DT
			Dilution Factor: 1		Analysis Time..: 17:09	Analyst ID.....: 001576	
			Instrument ID..: H1				

NOTE(S):

Calculations are performed before rounding to avoid round-off errors in calculated results.

SAMPLE DUPLICATE EVALUATION REPORT

Metals

Client Lot #...: A8H070118 **Work Order #...:** KTQX0-SMP KTQX0-DUP **Matrix.....:** WATER

Date Sampled...: 08/05/08 12:05 **Date Received..:** 08/07/08

PARAM	RESULT	DUPLICATE RESULT	UNITS	RPD	RPD LIMIT	METHOD	PREPARATION-ANALYSIS DATE	PREP BATCH #
Antimony						SD Lot-Sample #: A8H070180-002		
	ND	ND	ug/L	0	(0-20)	SW846 6020	08/13-08/19/08	8225076
			Dilution Factor: 1			Analysis Time..: 22:48	Analyst ID.....: 002260	
			Instrument ID..: I8					
Arsenic						SD Lot-Sample #: A8H070180-002		
	0.51 B	0.46 B	ug/L	10	(0-20)	SW846 6020	08/13-08/19/08	8225076
			Dilution Factor: 1			Analysis Time..: 22:48	Analyst ID.....: 002260	
			Instrument ID..: I8					
Barium						SD Lot-Sample #: A8H070180-002		
	52.6 J	51.8	ug/L	1.5	(0-20)	SW846 6020	08/13-08/19/08	8225076
			Dilution Factor: 1			Analysis Time..: 22:48	Analyst ID.....: 002260	
			Instrument ID..: I8					
Beryllium						SD Lot-Sample #: A8H070180-002		
	0.20 B	0.22 B	ug/L	11	(0-20)	SW846 6020	08/13-08/19/08	8225076
			Dilution Factor: 1			Analysis Time..: 22:48	Analyst ID.....: 002260	
			Instrument ID..: I8					
Cadmium						SD Lot-Sample #: A8H070180-002		
	1.8 J	1.7	ug/L	4.5	(0-20)	SW846 6020	08/13-08/19/08	8225076
			Dilution Factor: 1			Analysis Time..: 22:48	Analyst ID.....: 002260	
			Instrument ID..: I8					
Cobalt						SD Lot-Sample #: A8H070180-002		
	0.42 B,J	0.46 B	ug/L	8.5	(0-20)	SW846 6020	08/13-08/19/08	8225076
			Dilution Factor: 1			Analysis Time..: 22:48	Analyst ID.....: 002260	
			Instrument ID..: I8					
Copper						SD Lot-Sample #: A8H070180-002		
	0.14 B,J	0.25 B	ug/L	53	(0-20)	SW846 6020	08/13-08/19/08	8225076
			Dilution Factor: 1			Analysis Time..: 22:48	Analyst ID.....: 002260	
			Instrument ID..: I8					
Iron						SD Lot-Sample #: A8H070180-002		
	ND	ND	ug/L	0	(0-20)	SW846 6020	08/13-08/19/08	8225076
			Dilution Factor: 1			Analysis Time..: 22:48	Analyst ID.....: 002260	
			Instrument ID..: I8					
Lead						SD Lot-Sample #: A8H070180-002		
	0.045 B,J	0.061 B	ug/L	30	(0-20)	SW846 6020	08/13-08/19/08	8225076
	ok, < CRDL		Dilution Factor: 1			Analysis Time..: 22:48	Analyst ID.....: 002260	
			Instrument ID..: I8					

(Continued on next page)

SAMPLE DUPLICATE EVALUATION REPORT

Metals

Lot-Sample #...: A8H070118-000 **Work Order #...:** KTQX0-SMP KTQX0-DUP **Matrix.....:** WATER

PARAM	RESULT	DUPLICATE RESULT	UNITS	RPD	RPD LIMIT	METHOD	PREPARATION-ANALYSIS DATE	PREP BATCH #
Manganese						SD Lot-Sample #: A8H070180-002		
	2.1 J	2.9	ug/L	29	(0-20)	SW846 6020	08/13-08/19/08	8225076
	ok, J: Presence < CRDL		Dilution Factor: 1			Analysis Time..: 22:48	Analyst ID.....: 002260	
			Instrument ID..: I8					
Molybdenum						SD Lot-Sample #: A8H070180-002		
	ND	ND	ug/L	0	(0-20)	SW846 6020	08/13-08/19/08	8225076
			Dilution Factor: 1			Analysis Time..: 22:48	Analyst ID.....: 002260	
			Instrument ID..: I8					
Nickel						SD Lot-Sample #: A8H070180-002		
	8.6 J	8.5	ug/L	0.35	(0-20)	SW846 6020	08/13-08/19/08	8225076
			Dilution Factor: 1			Analysis Time..: 22:48	Analyst ID.....: 002260	
			Instrument ID..: I8					
Selenium						SD Lot-Sample #: A8H070180-002		
	4.6 B	4.8 B	ug/L	3.4	(0-20)	SW846 6020	08/13-08/19/08	8225076
			Dilution Factor: 1			Analysis Time..: 22:48	Analyst ID.....: 002260	
			Instrument ID..: I8					
Silver						SD Lot-Sample #: A8H070180-002		
	0.0050 B	0.0030 B	ug/L	50	(0-20)	SW846 6020	08/13-08/19/08	8225076
	ok, < CRDL		Dilution Factor: 1			Analysis Time..: 22:48	Analyst ID.....: 002260	
			Instrument ID..: I8					
Thallium						SD Lot-Sample #: A8H070180-002		
	ND	ND	ug/L	0	(0-20)	SW846 6020	08/13-08/19/08	8225076
			Dilution Factor: 1			Analysis Time..: 22:48	Analyst ID.....: 002260	
			Instrument ID..: I8					
Vanadium						SD Lot-Sample #: A8H070180-002		
	ND	ND	ug/L	0	(0-20)	SW846 6020	08/13-08/19/08	8225076
			Dilution Factor: 1			Analysis Time..: 22:48	Analyst ID.....: 002260	
			Instrument ID..: I8					
Zinc						SD Lot-Sample #: A8H070180-002		
	10.8 B,J	11.5 B	ug/L	5.7	(0-20)	SW846 6020	08/13-08/19/08	8225076
	ok, < CRDL		Dilution Factor: 1			Analysis Time..: 22:48	Analyst ID.....: 002260	
			Instrument ID..: I8					
Chromium						SD Lot-Sample #: A8H070180-002		
	37.3 J	37.6	ug/L	0.85	(0-20)	SW846 6020	08/13-08/19/08	8225076
			Dilution Factor: 1			Analysis Time..: 22:48	Analyst ID.....: 002260	
			Instrument ID..: I8					

(Continued on next page)

SAMPLE DUPLICATE EVALUATION REPORT

Metals

Lot-Sample #...: A8H070118-000 **Work Order #...:** KTQX0-SMP KTQX0-DUP **Matrix.....:** WATER

PARAM	RESULT	DUPLICATE RESULT	UNITS	RPD	RPD LIMIT	METHOD	PREPARATION-ANALYSIS DATE	PREP BATCH #
Mercury						SD Lot-Sample #: A8H070180-002		
	ND	ND	ug/L	0	(0-20)	SW846 7470A	08/13-08/15/08	8225076

Dilution Factor: 1 Analysis Time..: 16:31 Analyst ID.....: 001576
Instrument ID..: H1

NOTE(S):

Calculations are performed before rounding to avoid round-off errors in calculated results.

B Estimated result. Result is less than RL.

J Method blank contamination. The associated method blank contains the target analyte at a reportable level.

SAMPLE DUPLICATE EVALUATION REPORT

Metals

Client Lot #...: A8H070118 **Work Order #...:** KTWQ8-SMP KTWQ8-DUP **Matrix.....:** WG

Date Sampled...: 08/08/08 10:15 **Date Received..:** 08/09/08

PARAM	RESULT	DUPLICATE RESULT	UNITS	RPD	RPD LIMIT	METHOD	PREPARATION-ANALYSIS DATE	PREP BATCH #
Silver						SD Lot-Sample #: A8H090106-002		
	ND	ND	ug/L	0	(0-20)	SW846 6020	08/15-08/19/08	8228019
			Dilution Factor: 1			Analysis Time..: 17:49	Analyst ID.....: 002260	
			Instrument ID..: I8					
Arsenic						SD Lot-Sample #: A8H090106-002		
	7.9	7.5	ug/L	5.1	(0-20)	SW846 6020	08/15-08/19/08	8228019
			Dilution Factor: 1			Analysis Time..: 17:49	Analyst ID.....: 002260	
			Instrument ID..: I8					
Barium						SD Lot-Sample #: A8H090106-002		
	28.7 J	28.0	ug/L	2.5	(0-20)	SW846 6020	08/15-08/19/08	8228019
			Dilution Factor: 1			Analysis Time..: 17:49	Analyst ID.....: 002260	
			Instrument ID..: I8					
Beryllium						SD Lot-Sample #: A8H090106-002		
	ND	0.012 B	ug/L	200	(0-20)	SW846 6020	08/15-08/19/08	8228019
	ok, < CRDL		Dilution Factor: 1			Analysis Time..: 17:49	Analyst ID.....: 002260	
			Instrument ID..: I8					
Cadmium						SD Lot-Sample #: A8H090106-002		
	0.012 B,J	0.028 B	ug/L	80	(0-20)	SW846 6020	08/15-08/19/08	8228019
	ok, < CRDL		Dilution Factor: 1			Analysis Time..: 17:49	Analyst ID.....: 002260	
			Instrument ID..: I8					
Cobalt						SD Lot-Sample #: A8H090106-002		
	4.5 J	4.5	ug/L	1.1	(0-20)	SW846 6020	08/15-08/19/08	8228019
			Dilution Factor: 1			Analysis Time..: 17:49	Analyst ID.....: 002260	
			Instrument ID..: I8					
Chromium						SD Lot-Sample #: A8H090106-002		
	1.0 B,J	1.1 B	ug/L	3.3	(0-20)	SW846 6020	08/15-08/19/08	8228019
			Dilution Factor: 1			Analysis Time..: 17:49	Analyst ID.....: 002260	
			Instrument ID..: I8					
Copper						SD Lot-Sample #: A8H090106-002		
	0.16 B,J	0.18 B	ug/L	9.0	(0-20)	SW846 6020	08/15-08/19/08	8228019
			Dilution Factor: 1			Analysis Time..: 17:49	Analyst ID.....: 002260	
			Instrument ID..: I8					
Iron						SD Lot-Sample #: A8H090106-002		
	55700 J	54900	ug/L	1.4	(0-20)	SW846 6020	08/15-08/19/08	8228019
			Dilution Factor: 1			Analysis Time..: 17:49	Analyst ID.....: 002260	
			Instrument ID..: I8					

(Continued on next page)

SAMPLE DUPLICATE EVALUATION REPORT

Metals

Lot-Sample #...: A8H070118-000 **Work Order #...:** KTWQ8-SMP KTWQ8-DUP **Matrix.....:** WG

PARAM	RESULT	DUPLICATE RESULT	UNITS	RPD	RPD LIMIT	METHOD	PREPARATION-ANALYSIS DATE	PREP BATCH #
Manganese						SD Lot-Sample #: A8H090106-002		
	1330 J	1280	ug/L	3.8	(0-20)	SW846 6020	08/15-08/19/08	8228019
			Dilution Factor: 1			Analysis Time..: 14:55	Analyst ID.....: 002260	
			Instrument ID..: I8					
Molybdenum						SD Lot-Sample #: A8H090106-002		
	0.31 B	0.34 B	ug/L	11	(0-20)	SW846 6020	08/15-08/19/08	8228019
			Dilution Factor: 1			Analysis Time..: 17:49	Analyst ID.....: 002260	
			Instrument ID..: I8					
Nickel						SD Lot-Sample #: A8H090106-002		
	1.2 B,J	1.2 B	ug/L	1.5	(0-20)	SW846 6020	08/15-08/19/08	8228019
			Dilution Factor: 1			Analysis Time..: 17:49	Analyst ID.....: 002260	
			Instrument ID..: I8					
Lead						SD Lot-Sample #: A8H090106-002		
	2.6 J	2.4	ug/L	6.8	(0-20)	SW846 6020	08/15-08/19/08	8228019
			Dilution Factor: 1			Analysis Time..: 17:49	Analyst ID.....: 002260	
			Instrument ID..: I8					
Antimony						SD Lot-Sample #: A8H090106-002		
	0.076 B	ND	ug/L	200	(0-20)	SW846 6020	08/15-08/19/08	8228019
	ok, < CRDL		Dilution Factor: 1			Analysis Time..: 17:49	Analyst ID.....: 002260	
			Instrument ID..: I8					
Selenium						SD Lot-Sample #: A8H090106-002		
	0.44 B	0.41 B	ug/L	6.8	(0-20)	SW846 6020	08/15-08/19/08	8228019
			Dilution Factor: 1			Analysis Time..: 17:49	Analyst ID.....: 002260	
			Instrument ID..: I8					
Thallium						SD Lot-Sample #: A8H090106-002		
	ND	ND	ug/L	0	(0-20)	SW846 6020	08/15-08/19/08	8228019
			Dilution Factor: 1			Analysis Time..: 17:49	Analyst ID.....: 002260	
			Instrument ID..: I8					
Vanadium						SD Lot-Sample #: A8H090106-002		
	0.96 B,J	0.51 B	ug/L	62	(0-20)	SW846 6020	08/15-08/19/08	8228019
	ok, < CRDL		Dilution Factor: 1			Analysis Time..: 17:49	Analyst ID.....: 002260	
			Instrument ID..: I8					
Zinc						SD Lot-Sample #: A8H090106-002		
	8.3 B,J	9.3 B	ug/L	11	(0-20)	SW846 6020	08/15-08/19/08	8228019
			Dilution Factor: 1			Analysis Time..: 17:49	Analyst ID.....: 002260	
			Instrument ID..: I8					

(Continued on next page)

SAMPLE DUPLICATE EVALUATION REPORT

Metals

Lot-Sample #...: A8H070118-000 **Work Order #...:** KTWQ8-SMP KTWQ8-DUP **Matrix.....:** WG

PARAM	RESULT	DUPLICATE RESULT	UNITS	RPD	RPD LIMIT	METHOD	PREPARATION-ANALYSIS DATE	PREP BATCH #
Mercury						SD Lot-Sample #: A8H090106-002		
	ND	ND	ug/L	0	(0-20)	SW846 7470A	08/15/08	8228019

Dilution Factor: 1 Analysis Time..: 17:30 Analyst ID.....: 001576
Instrument ID..: H1

NOTE(S):

Calculations are performed before rounding to avoid round-off errors in calculated results.

J Method blank contamination. The associated method blank contains the target analyte at a reportable level.

B Estimated result. Result is less than RL.

SAMPLE DUPLICATE EVALUATION REPORT

Metals

Client Lot #...: A8H070118 **Work Order #...:** KTTHP-SMP KTTHP-DUP **Matrix.....:** WG

Date Sampled...: 08/07/08 10:45 **Date Received..:** 08/08/08

PARAM	RESULT	DUPLICATE RESULT	UNITS	RPD	RPD LIMIT	METHOD	PREPARATION-ANALYSIS DATE	PREP BATCH #
Silver						SD Lot-Sample #: A8H080117-002		
	0.011 B	0.0070 B	ug/L	44	(0-20)	SW846 6020	08/15-08/20/08	8228024
			Dilution Factor: 1			Analysis Time..: 13:18	Analyst ID.....: 002260	
			Instrument ID..: I8					
Arsenic						SD Lot-Sample #: A8H080117-002		
	4.0 B	4.2 B	ug/L	3.4	(0-20)	SW846 6020	08/15-08/20/08	8228024
			Dilution Factor: 1			Analysis Time..: 13:18	Analyst ID.....: 002260	
			Instrument ID..: I8					
Barium						SD Lot-Sample #: A8H080117-002		
	1610 J	1640	ug/L	1.8	(0-20)	SW846 6020	08/15-08/20/08	8228024
			Dilution Factor: 1			Analysis Time..: 13:18	Analyst ID.....: 002260	
			Instrument ID..: I8					
Beryllium						SD Lot-Sample #: A8H080117-002		
	0.029 B	0.028 B	ug/L	3.5	(0-20)	SW846 6020	08/15-08/20/08	8228024
			Dilution Factor: 1			Analysis Time..: 13:18	Analyst ID.....: 002260	
			Instrument ID..: I8					
Cadmium						SD Lot-Sample #: A8H080117-002		
	0.030 B,J	0.033 B	ug/L	9.5	(0-20)	SW846 6020	08/15-08/20/08	8228024
			Dilution Factor: 1			Analysis Time..: 13:18	Analyst ID.....: 002260	
			Instrument ID..: I8					
Cobalt						SD Lot-Sample #: A8H080117-002		
	0.86 B,J	0.87 B	ug/L	1.2	(0-20)	SW846 6020	08/15-08/20/08	8228024
			Dilution Factor: 1			Analysis Time..: 13:18	Analyst ID.....: 002260	
			Instrument ID..: I8					
Chromium						SD Lot-Sample #: A8H080117-002		
	3.1 J	3.0	ug/L	1.4	(0-20)	SW846 6020	08/15-08/20/08	8228024
			Dilution Factor: 1			Analysis Time..: 13:18	Analyst ID.....: 002260	
			Instrument ID..: I8					
Copper						SD Lot-Sample #: A8H080117-002		
	4.5 J	4.4	ug/L	3.0	(0-20)	SW846 6020	08/15-08/20/08	8228024
			Dilution Factor: 1			Analysis Time..: 13:18	Analyst ID.....: 002260	
			Instrument ID..: I8					
Iron						SD Lot-Sample #: A8H080117-002		
	31800 J	32800	ug/L	3.2	(0-20)	SW846 6020	08/15-08/20/08	8228024
			Dilution Factor: 1			Analysis Time..: 13:18	Analyst ID.....: 002260	
			Instrument ID..: I8					

ok, < CRDL

(Continued on next page)

SAMPLE DUPLICATE EVALUATION REPORT

Metals

Lot-Sample #...: A8H070118-000 **Work Order #...:** KTTHP-SMP KTTHP-DUP **Matrix.....:** WG

PARAM	RESULT	DUPLICATE RESULT	UNITS	RPD	RPD LIMIT	METHOD	PREPARATION-ANALYSIS DATE	PREP BATCH #
Manganese						SD Lot-Sample #: A8H080117-002		
	788 J	789	ug/L	0.18	(0-20)	SW846 6020	08/15-08/21/08	8228024
			Dilution Factor: 1			Analysis Time..: 15:09	Analyst ID.....: 002260	
			Instrument ID..: I8					
Molybdenum						SD Lot-Sample #: A8H080117-002		
	0.65 B	0.66 B	ug/L	1.1	(0-20)	SW846 6020	08/15-08/20/08	8228024
			Dilution Factor: 1			Analysis Time..: 13:18	Analyst ID.....: 002260	
			Instrument ID..: I8					
Nickel						SD Lot-Sample #: A8H080117-002		
	1.4 B,J	1.1 B	ug/L	22	(0-20)	SW846 6020	08/15-08/20/08	8228024
	ok, < CRDL		Dilution Factor: 1			Analysis Time..: 13:18	Analyst ID.....: 002260	
			Instrument ID..: I8					
Lead						SD Lot-Sample #: A8H080117-002		
	0.72 B,J	0.76 B	ug/L	4.3	(0-20)	SW846 6020	08/15-08/20/08	8228024
			Dilution Factor: 1			Analysis Time..: 13:18	Analyst ID.....: 002260	
			Instrument ID..: I8					
Antimony						SD Lot-Sample #: A8H080117-002		
	0.24 B	0.18 B	ug/L	31	(0-20)	SW846 6020	08/15-08/20/08	8228024
	ok, < CRDL		Dilution Factor: 1			Analysis Time..: 13:18	Analyst ID.....: 002260	
			Instrument ID..: I8					
Selenium						SD Lot-Sample #: A8H080117-002		
	0.54 B	0.38 B	ug/L	36	(0-20)	SW846 6020	08/15-08/20/08	8228024
	ok, < CRDL		Dilution Factor: 1			Analysis Time..: 13:18	Analyst ID.....: 002260	
			Instrument ID..: I8					
Thallium						SD Lot-Sample #: A8H080117-002		
	0.15 B	ND	ug/L	200	(0-20)	SW846 6020	08/15-08/20/08	8228024
	ok, < CRDL		Dilution Factor: 1			Analysis Time..: 13:18	Analyst ID.....: 002260	
			Instrument ID..: I8					
Vanadium						SD Lot-Sample #: A8H080117-002		
	3.3 B,J	3.3 B	ug/L	0.40	(0-20)	SW846 6020	08/15-08/20/08	8228024
			Dilution Factor: 1			Analysis Time..: 13:18	Analyst ID.....: 002260	
			Instrument ID..: I8					
Zinc						SD Lot-Sample #: A8H080117-002		
	11.3 B,J	11.1 B	ug/L	1.2	(0-20)	SW846 6020	08/15-08/20/08	8228024
			Dilution Factor: 1			Analysis Time..: 13:18	Analyst ID.....: 002260	
			Instrument ID..: I8					

(Continued on next page)

SAMPLE DUPLICATE EVALUATION REPORT

Metals

Lot-Sample #...: A8H070118-000 **Work Order #...:** KTTHP-SMP KTTHP-DUP **Matrix.....:** WG

PARAM	RESULT	DUPLICATE RESULT	UNITS	RPD	RPD LIMIT	METHOD	PREPARATION-ANALYSIS DATE	PREP BATCH #
Mercury						SD Lot-Sample #: A8H080117-002		
	ND	ND	ug/L	0	(0-20)	SW846 7470A	08/15/08	8228024

Dilution Factor: 1 Analysis Time..: 17:10 Analyst ID.....: 001576
Instrument ID..: H1

NOTE(S):

Calculations are performed before rounding to avoid round-off errors in calculated results.

B *Estimated result. Result is less than RL.*

J Method blank contamination. The associated method blank contains the target analyte at a reportable level.

MATRIX SPIKE SAMPLE DATA REPORT

TOTAL Metals

Client Lot #...: 8H07118 **Matrix.....:** WATER
Date Sampled...: 08/05/08 12:05 **Date Received..:** 08/07/08

PARAMETER	SAMPLE AMOUNT	SPIKE AMT	MEASURED AMOUNT	UNITS	PERCENT RECOVERY	METHOD	PREPARATION-ANALYSIS DATE	WORK ORDER #
MS Lot-Sample #: A8H070180-002 **Prep Batch #...:** 8225076								
Antimony	ND	100	102	ug/L	102	SW846 6020	08/13-08/19/08	KTQX01CM
			Dilution Factor: 1		Analysis Time..: 22:48		Instrument ID..: I8	
			Analyst ID.....: 002260					
Arsenic	0.51	100	101	ug/L	100	SW846 6020	08/13-08/19/08	KTQX01CP
			Dilution Factor: 1		Analysis Time..: 22:48		Instrument ID..: I8	
			Analyst ID.....: 002260					
Barium	52.6	100	150	ug/L	98	SW846 6020	08/13-08/19/08	KTQX01CR
			Dilution Factor: 1		Analysis Time..: 22:48		Instrument ID..: I8	
			Analyst ID.....: 002260					
Beryllium	0.20	100	103	ug/L	103	SW846 6020	08/13-08/19/08	KTQX01CU
			Dilution Factor: 1		Analysis Time..: 22:48		Instrument ID..: I8	
			Analyst ID.....: 002260					
Cadmium	1.8	100	106	ug/L	104	SW846 6020	08/13-08/19/08	KTQX01CW
			Dilution Factor: 1		Analysis Time..: 22:48		Instrument ID..: I8	
			Analyst ID.....: 002260					
Chromium	37.3	100	135	ug/L	98	SW846 6020	08/13-08/19/08	KTQX01DR
			Dilution Factor: 1		Analysis Time..: 22:48		Instrument ID..: I8	
			Analyst ID.....: 002260					
Cobalt	0.42	100	98.3	ug/L	98	SW846 6020	08/13-08/19/08	KTQX01C0
			Dilution Factor: 1		Analysis Time..: 22:48		Instrument ID..: I8	
			Analyst ID.....: 002260					
Copper	0.14	100	104	ug/L	103	SW846 6020	08/13-08/19/08	KTQX01C2
			Dilution Factor: 1		Analysis Time..: 22:48		Instrument ID..: I8	
			Analyst ID.....: 002260					
Iron	ND	1000	1050	ug/L	105	SW846 6020	08/13-08/19/08	KTQX01C4
			Dilution Factor: 1		Analysis Time..: 22:48		Instrument ID..: I8	
			Analyst ID.....: 002260					
Lead	0.045	100	99.6	ug/L	100	SW846 6020	08/13-08/19/08	KTQX01C6
			Dilution Factor: 1		Analysis Time..: 22:48		Instrument ID..: I8	
			Analyst ID.....: 002260					

(Continued on next page)

MATRIX SPIKE SAMPLE DATA REPORT

TOTAL Metals

Client Lot #...: 8H07118 **Matrix.....:** WATER
Date Sampled...: 08/05/08 12:05 **Date Received..:** 08/07/08

PARAMETER	SAMPLE AMOUNT	SPIKE AMT	MEASURED AMOUNT	UNITS	PERCENT RECOVERY	METHOD	PREPARATION-ANALYSIS DATE	WORK ORDER #
Manganese	2.1	100	105	ug/L	103	SW846 6020	08/13-08/19/08	KTQX01C8
			Dilution Factor: 1		Analysis Time..: 22:48		Instrument ID..: I8	
			Analyst ID.....: 002260					
Molybdenum	ND	100	105	ug/L	105	SW846 6020	08/13-08/19/08	KTQX01DA
			Dilution Factor: 1		Analysis Time..: 22:48		Instrument ID..: I8	
			Analyst ID.....: 002260					
Nickel	8.6	100	110	ug/L	101	SW846 6020	08/13-08/19/08	KTQX01DD
			Dilution Factor: 1		Analysis Time..: 22:48		Instrument ID..: I8	
			Analyst ID.....: 002260					
Selenium	4.6	100	102	ug/L	97	SW846 6020	08/13-08/19/08	KTQX01DF
			Dilution Factor: 1		Analysis Time..: 22:48		Instrument ID..: I8	
			Analyst ID.....: 002260					
Silver	0.0050	100	102	ug/L	102	SW846 6020	08/13-08/19/08	KTQX01DH
			Dilution Factor: 1		Analysis Time..: 22:48		Instrument ID..: I8	
			Analyst ID.....: 002260					
Thallium	ND	100	97.4	ug/L	97	SW846 6020	08/13-08/19/08	KTQX01DK
			Dilution Factor: 1		Analysis Time..: 22:48		Instrument ID..: I8	
			Analyst ID.....: 002260					
Vanadium	ND	100	100	ug/L	100	SW846 6020	08/13-08/19/08	KTQX01DM
			Dilution Factor: 1		Analysis Time..: 22:48		Instrument ID..: I8	
			Analyst ID.....: 002260					
Zinc	10.8	100	116	ug/L	105	SW846 6020	08/13-08/19/08	KTQX01DP
			Dilution Factor: 1		Analysis Time..: 22:48		Instrument ID..: I8	
			Analyst ID.....: 002260					
Mercury	ND	1.0	1.0	ug/L	100	SW846 7470A	08/13-08/15/08	KTQX01DU
			Dilution Factor: 1		Analysis Time..: 16:31		Instrument ID..: H1	
			Analyst ID.....: 001576					

NOTE(S):

Calculations are performed before rounding to avoid round-off errors in calculated results.

MATRIX SPIKE SAMPLE DATA REPORT

TOTAL Metals

Client Lot #...: 8H07118 **Matrix.....:** WG
Date Sampled...: 08/08/08 10:15 **Date Received..:** 08/09/08

PARAMETER	SAMPLE AMOUNT	SPIKE AMT	MEASURED AMOUNT	UNITS	PERCENT RECOVERY	METHOD	PREPARATION-ANALYSIS DATE	WORK ORDER #
MS Lot-Sample #: A8H090106-002 **Prep Batch #...:** 8228019								
Antimony	0.076	100	99.7	ug/L	100	SW846 6020	08/15-08/19/08	KTWQ81CN
			Dilution Factor: 1		Analysis Time..: 17:49		Instrument ID..: I8	
			Analyst ID.....: 002260					
Arsenic	7.9	100	113	ug/L	105	SW846 6020	08/15-08/19/08	KTWQ81CP
			Dilution Factor: 1		Analysis Time..: 17:49		Instrument ID..: I8	
			Analyst ID.....: 002260					
Barium	28.7	100	131	ug/L	103	SW846 6020	08/15-08/19/08	KTWQ81CQ
			Dilution Factor: 1		Analysis Time..: 17:49		Instrument ID..: I8	
			Analyst ID.....: 002260					
Beryllium	ND	100	111	ug/L	111	SW846 6020	08/15-08/19/08	KTWQ81CR
			Dilution Factor: 1		Analysis Time..: 17:49		Instrument ID..: I8	
			Analyst ID.....: 002260					
Cadmium	0.012	100	103	ug/L	103	SW846 6020	08/15-08/19/08	KTWQ81CT
			Dilution Factor: 1		Analysis Time..: 17:49		Instrument ID..: I8	
			Analyst ID.....: 002260					
Chromium	1.0	100	102	ug/L	101	SW846 6020	08/15-08/19/08	KTWQ81C8
			Dilution Factor: 1		Analysis Time..: 17:49		Instrument ID..: I8	
			Analyst ID.....: 002260					
Cobalt	4.5	100	105	ug/L	100	SW846 6020	08/15-08/19/08	KTWQ81CU
			Dilution Factor: 1		Analysis Time..: 17:49		Instrument ID..: I8	
			Analyst ID.....: 002260					
Copper	0.16	100	102	ug/L	102	SW846 6020	08/15-08/19/08	KTWQ81CV
			Dilution Factor: 1		Analysis Time..: 17:49		Instrument ID..: I8	
			Analyst ID.....: 002260					
Iron	55700	1000	55900	ug/L		SW846 6020	08/15-08/19/08	KTWQ81CW
ok, sample > 4x spike			Qualifiers: NC,MSB					
			Dilution Factor: 1		Analysis Time..: 17:49		Instrument ID..: I8	
			Analyst ID.....: 002260					
Lead	2.6	100	104	ug/L	101	SW846 6020	08/15-08/19/08	KTWQ81CX
			Dilution Factor: 1		Analysis Time..: 17:49		Instrument ID..: I8	
			Analyst ID.....: 002260					

(Continued on next page)

MATRIX SPIKE SAMPLE DATA REPORT

TOTAL Metals

Client Lot #...: 8H07118 **Matrix.....:** WG
Date Sampled...: 08/08/08 10:15 **Date Received..:** 08/09/08

PARAMETER	SAMPLE AMOUNT	SPIKE AMT	MEASURED AMOUNT	UNITS	PERCENT RECOVERY	METHOD	PREPARATION-ANALYSIS DATE	WORK ORDER #
Manganese	1330	100	1390	ug/L		SW846 6020	08/15-08/19/08	KTWQ81C0
	ok, sample > 4x spike		Qualifiers: NC,MSB					
			Dilution Factor: 1		Analysis Time..: 14:55		Instrument ID..: I8	
			Analyst ID.....: 002260					
Molybdenum	0.31	100	107	ug/L	106	SW846 6020	08/15-08/19/08	KTWQ81C1
			Dilution Factor: 1		Analysis Time..: 17:49		Instrument ID..: I8	
			Analyst ID.....: 002260					
Nickel	1.2	100	104	ug/L	103	SW846 6020	08/15-08/19/08	KTWQ81C2
			Dilution Factor: 1		Analysis Time..: 17:49		Instrument ID..: I8	
			Analyst ID.....: 002260					
Selenium	0.44	100	106	ug/L	105	SW846 6020	08/15-08/19/08	KTWQ81C3
			Dilution Factor: 1		Analysis Time..: 17:49		Instrument ID..: I8	
			Analyst ID.....: 002260					
Silver	ND	100	101	ug/L	101	SW846 6020	08/15-08/19/08	KTWQ81C4
			Dilution Factor: 1		Analysis Time..: 17:49		Instrument ID..: I8	
			Analyst ID.....: 002260					
Thallium	ND	100	104	ug/L	104	SW846 6020	08/15-08/19/08	KTWQ81C5
			Dilution Factor: 1		Analysis Time..: 17:49		Instrument ID..: I8	
			Analyst ID.....: 002260					
Vanadium	0.96	100	105	ug/L	104	SW846 6020	08/15-08/19/08	KTWQ81C6
			Dilution Factor: 1		Analysis Time..: 17:49		Instrument ID..: I8	
			Analyst ID.....: 002260					
Zinc	8.3	100	109	ug/L	101	SW846 6020	08/15-08/19/08	KTWQ81C7
			Dilution Factor: 1		Analysis Time..: 17:49		Instrument ID..: I8	
			Analyst ID.....: 002260					
Mercury	ND	1.0	1.1	ug/L	107	SW846 7470A	08/15/08	KTWQ81C9
			Dilution Factor: 1		Analysis Time..: 17:30		Instrument ID..: H1	
			Analyst ID.....: 001576					

NOTE(S):

Calculations are performed before rounding to avoid round-off errors in calculated results.

NC The recovery and/or RPD were not calculated.

MSB The recovery and RPD were not calculated because the sample amount was greater than four times the spike amount.

MATRIX SPIKE SAMPLE DATA REPORT

TOTAL Metals

Client Lot #...: 8H07118 **Matrix.....:** WG
Date Sampled...: 08/07/08 10:45 **Date Received..:** 08/08/08

PARAMETER	SAMPLE AMOUNT	SPIKE AMT	MEASURED AMOUNT	UNITS	PERCENT RECOVERY	METHOD	PREPARATION-ANALYSIS DATE	WORK ORDER #
MS Lot-Sample #: A8H080117-002 **Prep Batch #...:** 8228024								
Antimony	0.24	100	86.6	ug/L	86	SW846 6020	08/15-08/20/08	KTTHP1CN
			Dilution Factor: 1			Analysis Time..: 13:18	Instrument ID..: I8	
			Analyst ID.....: 002260					
Arsenic	4.0	100	93.2	ug/L	89	SW846 6020	08/15-08/20/08	KTTHP1CP
			Dilution Factor: 1			Analysis Time..: 13:18	Instrument ID..: I8	
			Analyst ID.....: 002260					
Barium	1610	100	1710	ug/L		SW846 6020	08/15-08/20/08	KTTHP1CQ
ok, sample > 4 x spike			Qualifiers: NC,MSB					
			Dilution Factor: 1			Analysis Time..: 13:18	Instrument ID..: I8	
			Analyst ID.....: 002260					
Beryllium	0.029	100	87.4	ug/L	87	SW846 6020	08/15-08/20/08	KTTHP1CR
			Dilution Factor: 1			Analysis Time..: 13:18	Instrument ID..: I8	
			Analyst ID.....: 002260					
Cadmium	0.030	100	85.2	ug/L	85	SW846 6020	08/15-08/20/08	KTTHP1CT
			Dilution Factor: 1			Analysis Time..: 13:18	Instrument ID..: I8	
			Analyst ID.....: 002260					
Chromium	3.1	100	88.7	ug/L	86	SW846 6020	08/15-08/20/08	KTTHP1C8
			Dilution Factor: 1			Analysis Time..: 13:18	Instrument ID..: I8	
			Analyst ID.....: 002260					
Cobalt	0.86	100	84.2	ug/L	83	SW846 6020	08/15-08/20/08	KTTHP1CU
			Dilution Factor: 1			Analysis Time..: 13:18	Instrument ID..: I8	
			Analyst ID.....: 002260					
Copper	4.5	100	88.2	ug/L	84	SW846 6020	08/15-08/20/08	KTTHP1CV
			Dilution Factor: 1			Analysis Time..: 13:18	Instrument ID..: I8	
			Analyst ID.....: 002260					
Iron	31800	1000	33600	ug/L		SW846 6020	08/15-08/20/08	KTTHP1CW
ok, sample > 4 x spike			Qualifiers: NC,MSB					
			Dilution Factor: 1			Analysis Time..: 13:18	Instrument ID..: I8	
			Analyst ID.....: 002260					
Lead	0.72	100	88.6	ug/L	88	SW846 6020	08/15-08/20/08	KTTHP1CX
			Dilution Factor: 1			Analysis Time..: 13:18	Instrument ID..: I8	
			Analyst ID.....: 002260					

(Continued on next page)

MATRIX SPIKE SAMPLE DATA REPORT

TOTAL Metals

Client Lot #...: 8H07118 **Matrix.....:** WG
Date Sampled...: 08/07/08 10:45 **Date Received..:** 08/08/08

PARAMETER	SAMPLE AMOUNT	SPIKE AMT	MEASURED AMOUNT	UNITS	PERCENT RECOVERY	METHOD	PREPARATION-ANALYSIS DATE	WORK ORDER #
Manganese	788	100	866	ug/L		SW846 6020	08/15-08/21/08	KTTHP1C0
			Qualifiers: NC,MSB					
			Dilution Factor: 1			Analysis Time..: 15:09		Instrument ID..: I8
			Analyst ID.....: 002260					
Molybdenum	0.65	100	94.2	ug/L	94	SW846 6020	08/15-08/20/08	KTTHP1C1
			Dilution Factor: 1			Analysis Time..: 13:18		Instrument ID..: I8
			Analyst ID.....: 002260					
Nickel	1.4	100	84.9	ug/L	84	SW846 6020	08/15-08/20/08	KTTHP1C2
			Dilution Factor: 1			Analysis Time..: 13:18		Instrument ID..: I8
			Analyst ID.....: 002260					
Selenium	0.54	100	87.9	ug/L	87	SW846 6020	08/15-08/20/08	KTTHP1C3
			Dilution Factor: 1			Analysis Time..: 13:18		Instrument ID..: I8
			Analyst ID.....: 002260					
Silver	0.011	100	83.0	ug/L	83	SW846 6020	08/15-08/20/08	KTTHP1C4
			Dilution Factor: 1			Analysis Time..: 13:18		Instrument ID..: I8
			Analyst ID.....: 002260					
Thallium	0.15	100	88.7	ug/L	89	SW846 6020	08/15-08/20/08	KTTHP1C5
			Dilution Factor: 1			Analysis Time..: 13:18		Instrument ID..: I8
			Analyst ID.....: 002260					
Vanadium	3.3	100	90.3	ug/L	87	SW846 6020	08/15-08/20/08	KTTHP1C6
			Dilution Factor: 1			Analysis Time..: 13:18		Instrument ID..: I8
			Analyst ID.....: 002260					
Zinc	11.3	100	94.0	ug/L	83	SW846 6020	08/15-08/20/08	KTTHP1C7
			Dilution Factor: 1			Analysis Time..: 13:18		Instrument ID..: I8
			Analyst ID.....: 002260					
Mercury	ND	1.0	0.42 N	ug/L	42	SW846 7470A	08/15/08	KTTHP1C9
			Dilution Factor: 1			Analysis Time..: 17:10		Instrument ID..: H1
			Analyst ID.....: 001576					

oic sample > 4x spike

NOTE(S):

Calculations are performed before rounding to avoid round-off errors in calculated results.

NC The recovery and/or RPD were not calculated.

MSB The recovery and RPD were not calculated because the sample amount was greater than four times the spike amount.

N Spiked analyte recovery is outside stated control limits.

TestAmerica North Canton

Metals Data Reporting Form

Serial Dilution RPD Report

Serial Dilution Sample ID: KTWREFL

Original Sample ID: KTWREF **Client ID:** DMW-29DEEP-080808

Matrix: Water **Units:** ug/L **Prep Date:** 08/15/08 **Prep Batch:** 8228019

Weight: NA **Volume:** NA **Percent Moisture:** NA

Element	WL/ Mass	OS Conc	Q	Serial Dilution Conc	Q	Percent Diff	OS DF	Ser Dil DF	Instr	OS Anal Date	OS Anal Time	Ser Dil Anal Date	Ser Dil Anal Time
Antimony	121	0.035	U	0.18	U		1	5	ICPMS	08/19/08	19:12	08/19/08	19:16
Arsenic	75	0.13	U	0.65	U		1	5	ICPMS	08/19/08	19:12	08/19/08	19:16
Barium	137	25.9		27.0			1	5	ICPMS	08/19/08	19:12	08/19/08	19:16
Beryllium	9	0.019	B	0.060	U		1	5	ICPMS	08/19/08	19:12	08/19/08	19:16
Cadmium	111	0.037	B	0.080	B		1	5	ICPMS	08/19/08	19:12	08/19/08	19:16
Chromium	52	0.10	B	0.34	U		1	5	ICPMS	08/19/08	19:12	08/19/08	19:16
Cobalt	59	1.3		1.4	B		1	5	ICPMS	08/19/08	19:12	08/19/08	19:16
Copper	65	0.051	U	2.2	B		1	5	ICPMS	08/19/08	19:12	08/19/08	19:16
Iron	56	15.3	B	29.3	B		1	5	ICPMS	08/19/08	19:12	08/19/08	19:16
Lead	208	0.018	U	0.097	B		1	5	ICPMS	08/19/08	19:12	08/19/08	19:16
Manganese	55	23.1		23.8			1	5	ICPMS	08/19/08	19:12	08/19/08	19:16
Molybdenum	95	0.33	B	0.60	U		1	5	ICPMS	08/19/08	19:12	08/19/08	19:16
Nickel	60	2.7		3.1	B		1	5	ICPMS	08/19/08	19:12	08/19/08	19:16
Selenium	78	0.14	U	0.96	B		1	5	ICPMS	08/19/08	19:12	08/19/08	19:16
Silver	107	0.0026	U	0.013	U		1	5	ICPMS	08/19/08	19:12	08/19/08	19:16
Thallium	205	0.11	U	0.55	U		1	5	ICPMS	08/19/08	19:12	08/19/08	19:16
Vanadium	51	0.46	U	2.3	U		1	5	ICPMS	08/19/08	19:12	08/19/08	19:16
Zinc	66	7.2	B	10.6	B		1	5	ICPMS	08/19/08	19:12	08/19/08	19:16

Comments:

E Serial dilution percent difference not within limits

U Result is less than the IDL

B Result is between IDL and RL

Form 9 Equivalent

TestAmerica North Canton

Metals Data Reporting Form

Serial Dilution RPD Report

Serial Dilution Sample ID: KTTHVFL

Original Sample ID: KTTHVF **Client ID:** MSA-MW26I-080708

Matrix: Water **Units:** ug/L **Prep Date:** 08/15/08 **Prep Batch:** 8228024

Weight: NA **Volume:** NA **Percent Moisture:** NA

Element	WL/ Mass	OS Conc	Q	Serial Dilution Conc	Q	Percent Diff	OS DF	Ser Dil DF	Instr	OS Anal Date	OS Anal Time	Ser Dil Anal Date	Ser Dil Anal Time
Antimony	121	0.035	U	0.18	U		1	5	ICPMS	08/20/08	14:15	08/20/08	14:20
Arsenic	75	3.4	B	2.6	B		1	5	ICPMS	08/20/08	14:15	08/20/08	14:20
Barium	137	133		134		0.7	1	5	ICPMS	08/20/08	14:15	08/20/08	14:20
Beryllium	9	0.026	B	0.060	U		1	5	ICPMS	08/20/08	14:15	08/20/08	14:20
Cadmium	111	0.0061	U	0.030	U		1	5	ICPMS	08/20/08	14:15	08/20/08	14:20
Chromium	52	0.62	B	0.95	B		1	5	ICPMS	08/20/08	14:15	08/20/08	14:20
Cobalt	59	44.2		44.6			1	5	ICPMS	08/20/08	14:15	08/20/08	14:20
Copper	65	0.051	U	7.5	B		1	5	ICPMS	08/20/08	14:15	08/20/08	14:20
Iron	56	32100		33400		4.2	1	5	ICPMS	08/20/08	14:15	08/20/08	14:20
Lead	208	0.018	U	0.46	B		1	5	ICPMS	08/20/08	14:15	08/20/08	14:20
Manganese	55	1010		1050		3.8	1	5	ICPMS	08/20/08	14:15	08/20/08	14:20
Molybdenum	95	0.13	B	0.60	U		1	5	ICPMS	08/20/08	14:15	08/20/08	14:20
Nickel	60	16.0		16.5			1	5	ICPMS	08/20/08	14:15	08/20/08	14:20
Selenium	78	0.17	B	0.70	U		1	5	ICPMS	08/20/08	14:15	08/20/08	14:20
Silver	107	0.0026	U	0.013	U		1	5	ICPMS	08/20/08	14:15	08/20/08	14:20
Thallium	205	0.11	U	0.55	U		1	5	ICPMS	08/20/08	14:15	08/20/08	14:20
Vanadium	51	0.60	B	2.3	U		1	5	ICPMS	08/20/08	14:15	08/20/08	14:20
Zinc	66	2.6	B	8.4	B		1	5	ICPMS	08/20/08	14:15	08/20/08	14:20

Comments:

5.04.5

E Serial dilution percent difference not within limits

U Result is less than the IDL

B Result is between IDL and RL

Form 9 Equivalent

TestAmerica North Canton

Metals Data Reporting Form

Instrument Detection Limits

Instrument: ICPMS **Units:** ppb

Element	Mass	Reporting Limit	IDL	Date of IDL
Antimony	121	2.0	0.035	06/12/08
Arsenic	75	5.0	0.13	06/12/08
Barium	137	1.0	0.014	06/12/08
Beryllium	9	1.0	0.012	06/12/08
Cadmium	111	1.0	0.0061	06/12/08
Chromium	52	2.0	0.069	06/12/08
Cobalt	59	1.0	0.0041	06/12/08
Copper	65	2.0	0.051	06/12/08
Iron	56	50.0	1.1	06/12/08
Lead	208	1.0	0.018	06/12/08
Manganese	55	1.0	0.027	06/12/08
Molybdenum	95	2.0	0.12	06/12/08
Nickel	60	2.0	0.053	06/12/08
Selenium	78	5.0	0.14	06/12/08
Silver	107	1.0	0.0026	06/12/08
Thallium	205	1.0	0.11	06/12/08
Vanadium	51	20.0	0.46	06/12/08
Zinc	66	20.0	0.20	06/12/08

TestAmerica North Canton

Metals Data Reporting Form

Instrument Detection Limits

Instrument: CVAA **Units:** ppb

Element	Wavelength	Reporting Limit	IDL	Date of IDL
Mercury	253.700	0.2	0.10	01/23/08

Batch Number: **8225076**

TestAmerica Laboratories, Inc.
Metals Prep Log/ Batch Summary

Prepared By: Lisa McGall (e-Signature)

Prep Date: 08/13/08
Due Date: 08/21/08

Lot	Work Order			ICP Weight	ICPMS Weight	Hg Weight
A8H120000 Water	KT0PP	B	Due Date: SDG:		50 mL	100 mL
A8H120000 Water	KT0PP	C	Due Date: SDG:		50 mL	100 mL
A8H070118 Water	KTQJ5 Dissolved		Due Date: 08/21/08 SDG: 8H07118		50 mL	100 mL
A8H070118 Water	KTQJ5 Total		Due Date: 08/21/08 SDG: 8H07118		50 mL	100 mL
A8H070118 Water	KTQJ6 Dissolved		Due Date: 08/21/08 SDG: 8H07118		50 mL	100 mL
A8H070118 Water	KTQJ6 Total		Due Date: 08/21/08 SDG: 8H07118		50 mL	100 mL
A8H070118 Water	KTQJ7 Dissolved		Due Date: 08/21/08 SDG: 8H07118		50 mL	100 mL
A8H070118 Water	KTQJ7 Total		Due Date: 08/21/08 SDG: 8H07118		50 mL	100 mL
A8H070118 Water	KTQJ8 Dissolved		Due Date: 08/21/08 SDG: 8H07118		50 mL	100 mL
A8H070118 Water	KTQJ8 Total		Due Date: 08/21/08 SDG: 8H07118		50 mL	100 mL
A8H070118 Water	KTQJ9 Dissolved		Due Date: 08/21/08 SDG: 8H07118		50 mL	100 mL
A8H070118 Water	KTQJ9 Total		Due Date: 08/21/08 SDG: 8H07118		50 mL	100 mL
A8H070118 Water	KTQKA Dissolved		Due Date: 08/21/08 SDG: 8H07118		50 mL	100 mL
A8H070118 Water	KTQKA Total		Due Date: 08/21/08 SDG: 8H07118		50 mL	100 mL
A8H070180 Water	KTQX0 Dissolved		Due Date: 08/21/08 SDG: 8H07180		50 mL	100 mL
A8H070180 Water	KTQX0 Total		Due Date: 08/21/08 SDG: 8H07180		50 mL	100 mL
A8H070180 Water	KTQX0 Total	S	Due Date: 08/21/08 SDG: 8H07180		50 mL	100 mL
A8H070180 Water	KTQX0 Total	X	Due Date: 08/21/08 SDG: 8H07180		50 mL	100 mL
A8H070180 Water	KTQX2 Dissolved		Due Date: 08/21/08 SDG: 8H07180		50 mL	100 mL
A8H070180 Water	KTQX2 Total		Due Date: 08/21/08 SDG: 8H07180		50 mL	100 mL

Batch Number: **8225076**

TestAmerica Laboratories, Inc.
Metals Prep Log/ Batch Summary

Prepared By:
Lisa McGall
(e-Signature)

Prep Date: 08/13/08
Due Date: 08/21/08

Lot	Work Order	ICP Weight	ICPMS Weight	Hg Weight
	LEVEL 2			
	BLANK AND CHECK STANDARD ON BATCH	X		
	MS/MSD AND PDS ON BATCH	X		
	CORRECT SPIKES ADDED	X		
	SPIKING SOLUTIONS DOCUMENTED ON BATCH LOG	X		

Comments:

B-BLANK; C-CHECK SAMPLE; L-CHECK SAMPLE DUPLICATE; P-SERIAL DILUTION; S-MATRIX SPIKE SAMPLE; D-MATRIX SPIKE DUPLICATE SAMPLE

ICPMS ELEMENTS WITHIN THE BATCH:

AG AS BA BE CD CO CR CU FE MN MO NI PB SB SE TL VX ZN

Matrix Spike Information:

KTQX0	Hg	ICPMS-1	ICPMS-2

Check Sample Information:

KT0PP	Hg	ICPMS-1	ICPMS-2

Prep Method(s): SW846 3005A, SW846 7470A

Batch Number: **8228019**

TestAmerica Laboratories, Inc.
Metals Prep Log/ Batch Summary

Prepared By: Lisa McGall (e-Signature)

Prep Date: 08/15/08
Due Date: 08/20/08

Lot	Work Order			ICP Weight	ICPMS Weight	Hg Weight
A8H150000 Water	KT671	B	Due Date: SDG:		50 mL	100 mL
A8H150000 Water	KT671	C	Due Date: SDG:		50 mL	100 mL
A8H080276 Water	KTVX3 Total		Due Date: 08/20/08 SDG:		50 mL	
A8H080276 Water	KTVX4 Total		Due Date: 08/20/08 SDG:		50 mL	
A8H090106 Water	KTWQ8 Dissolved		Due Date: 08/22/08 SDG: 8H07118		50 mL	100 mL
A8H090106 Water	KTWQ8 Total		Due Date: 08/22/08 SDG: 8H07118		50 mL	100 mL
A8H090106 Water	KTWQ8 Total	S	Due Date: 08/22/08 SDG: 8H07118		50 mL	100 mL
A8H090106 Water	KTWQ8 Total	X	Due Date: 08/22/08 SDG: 8H07118		50 mL	100 mL
A8H090106 Water	KTWQ9 Dissolved		Due Date: 08/22/08 SDG: 8H07118		50 mL	100 mL
A8H090106 Water	KTWQ9 Total		Due Date: 08/22/08 SDG: 8H07118		50 mL	100 mL
A8H090106 Water	KTWRA Dissolved		Due Date: 08/22/08 SDG: 8H07118		50 mL	100 mL
A8H090106 Water	KTWRA Total		Due Date: 08/22/08 SDG: 8H07118		50 mL	100 mL
A8H090106 Water	KTWRC Dissolved		Due Date: 08/22/08 SDG: 8H07118		50 mL	100 mL
A8H090106 Water	KTWRC Total		Due Date: 08/22/08 SDG: 8H07118		50 mL	100 mL
A8H090106 Water	KTWRD Dissolved		Due Date: 08/22/08 SDG: 8H07118		50 mL	100 mL
A8H090106 Water	KTWRD Total		Due Date: 08/22/08 SDG: 8H07118		50 mL	100 mL
A8H090106 Water	KTWRE Dissolved		Due Date: 08/22/08 SDG: 8H07118		50 mL	100 mL
A8H090106 Water	KTWRE Total		Due Date: 08/22/08 SDG: 8H07118		50 mL	100 mL

Batch Number: **8228019**

TestAmerica Laboratories, Inc.
Metals Prep Log/ Batch Summary

Prepared By: Lisa McGall (e-Signature)

Prep Date: 08/15/08
Due Date: 08/20/08

Lot	Work Order	ICP Weight	ICPMS Weight	Hg Weight
	LEVEL 2			
	BLANK AND CHECK STANDARD ON BATCH	X		
	MS/MSD AND PDS ON BATCH	X		
	CORRECT SPIKES ADDED	X		
	SPIKING SOLUTIONS DOCUMENTED ON BATCH LOG	X		

Comments:

B-BLANK; C-CHECK SAMPLE; L-CHECK SAMPLE DUPLICATE; P-SERIAL DILUTION; S-MATRIX SPIKE SAMPLE; D-MATRIX SPIKE DUPLICATE SAMPLE

ICPMS ELEMENTS WITHIN THE BATCH:

AG AS BA BE CD CO CR CU FE MN MO NI PB SB SE TL VX ZN

Matrix Spike Information:

KTWQ8	Hg	ICPMS-1	ICPMS-2

Check Sample Information:

KT671	Hg	ICPMS-1	ICPMS-2

Prep Method(s): SW846 3005A, SW846 7470A

Batch Number: **8228024**

TestAmerica Laboratories, Inc.
Metals Prep Log/ Batch Summary

Prepared By: Lisa McGall (e-Signature)

Prep Date: 08/15/08
Due Date: 08/22/08

Lot	Work Order			ICP Weight	ICPMS Weight	Hg Weight
A8H150000 Water	KT673	B	Due Date: SDG:		50 mL	100 mL
A8H150000 Water	KT673	C	Due Date: SDG:		50 mL	100 mL
A8H080117 Water	KTTHP Dissolved		Due Date: 08/22/08 SDG: 8H07118		50 mL	100 mL
A8H080117 Water	KTTHP Total		Due Date: 08/22/08 SDG: 8H07118		50 mL	100 mL
A8H080117 Water	KTTHP Total	S	Due Date: 08/22/08 SDG: 8H07118		50 mL	100 mL
A8H080117 Water	KTTHP Total	X	Due Date: 08/22/08 SDG: 8H07118		50 mL	100 mL
A8H080117 Water	KTTHQ Dissolved		Due Date: 08/22/08 SDG: 8H07118		50 mL	100 mL
A8H080117 Water	KTTHQ Total		Due Date: 08/22/08 SDG: 8H07118		50 mL	100 mL
A8H080117 Water	KTTHR Dissolved		Due Date: 08/22/08 SDG: 8H07118		50 mL	100 mL
A8H080117 Water	KTTHR Total		Due Date: 08/22/08 SDG: 8H07118		50 mL	100 mL
A8H080117 Water	KTTHT Dissolved		Due Date: 08/22/08 SDG: 8H07118		50 mL	100 mL
A8H080117 Water	KTTHT Total		Due Date: 08/22/08 SDG: 8H07118		50 mL	100 mL
A8H080117 Water	KTTHV Dissolved		Due Date: 08/22/08 SDG: 8H07118		50 mL	100 mL
A8H080117 Water	KTTHV Total		Due Date: 08/22/08 SDG: 8H07118		50 mL	100 mL

LEVEL 2

BLANK AND CHECK STANDARD ON BATCH	X
MS/MSD AND PDS ON BATCH	X
CORRECT SPIKES ADDED	X
SPIKING SOLUTIONS DOCUMENTED ON BATCH LOG	X

Comments:

B-BLANK; C-CHECK SAMPLE; L-CHECK SAMPLE DUPLICATE; P-SERIAL DILUTION; S-MATRIX SPIKE SAMPLE; D-MATRIX SPIKE DUPLICATE SAMPLE

ICPMS ELEMENTS WITHIN THE BATCH:

AG AS BA BE CD CO CR CU FE MN MO NI PB SB SE TL VX ZN

Matrix Spike Information:

KTTHP	Hg	ICPMS-1	ICPMS-2

Check Sample Information:

KT673	Hg	ICPMS-1	ICPMS-2

Prep Method(s): SW846 3005A, SW846 7470A

#	WorkOrder	Dilution	Date	Time	Batch	Lot	Instrument
1	STD1REP1	1	15-AUG-2008	11:30:50			H1
2	STD2REP1	1	15-AUG-2008	11:31:55			H1
3	STD1REP1	1	15-AUG-2008	11:33:52			H1
4	STD1REP1	1	15-AUG-2008	11:41:17			H1
5	STD2REP1	1	15-AUG-2008	11:42:22			H1
6	STD3REP1	1	15-AUG-2008	11:43:30			H1
7	STD4REP1	1	15-AUG-2008	11:44:39			H1
8	STD5REP1	1	15-AUG-2008	11:45:55			H1
9	STD6REP1	1	15-AUG-2008	11:47:16			H1
10	CK5ICV	1	15-AUG-2008	11:48:29			H1
11	CK4ICB	1	15-AUG-2008	11:49:35			H1
12	CK3CRA\MRL	1	15-AUG-2008	11:50:45			H1
13	CK2CCV	1	15-AUG-2008	11:52:32			H1
14	CK1CCB	1	15-AUG-2008	11:53:37			H1
15	KT0T7BT	1	15-AUG-2008	11:54:45	8226077	A8H120000	H1
16	KT2MPBT	1	15-AUG-2008	11:56:02	8226077	A8H130000	H1
17	KT2MPCT	1	15-AUG-2008	11:57:08	8226077	A8H130000	H1
18	KTW33T	1	15-AUG-2008	11:58:28	8226077	A8H090150	H1
19	KTW33TS	1	15-AUG-2008	11:59:36	8226077	A8H090150	H1
20	KTW33TD	1	15-AUG-2008	12:00:43	8226077	A8H090150	H1
21	KT24TBT	1	15-AUG-2008	12:01:58	8227075	A8H130000	H1
22	KT4Q9BT	1	15-AUG-2008	12:03:14	8227075	A8H140000	H1
23	KT4Q9CT	1	15-AUG-2008	12:04:23	8227075	A8H140000	H1
24	KTV0FT	1	15-AUG-2008	12:05:29	8227075	8H08277	H1
25	CK2CCV	1	15-AUG-2008	12:06:34			H1
26	CK1CCB	1	15-AUG-2008	12:08:02			H1
27	KTV0FTS	1	15-AUG-2008	12:09:11	8227075	8H08277	H1
28	KTV0FTD	1	15-AUG-2008	12:10:19	8227075	8H08277	H1
29	KTV1DT	1	15-AUG-2008	12:11:26	8227075	8H08277	H1
30	KT1KDT	1	15-AUG-2008	12:12:32	8227075	A8H120204	H1
31	KTV07T	1	15-AUG-2008	12:13:52	8227075	8H08277	H1
32	KT14DT	1	15-AUG-2008	12:15:00	8227075	A8H120251	H1
33	KT141T	1	15-AUG-2008	12:16:07	8227075	A8H120251	H1
34	KTVXRT	1	15-AUG-2008	12:17:17	8227075	8H08277	H1
35	KT2MTT	1	15-AUG-2008	12:18:27	8227075	A8H130102	H1
36	KTV1PT	1	15-AUG-2008	12:19:49	8227075	8H08277	H1
37	CK2CCV	1	15-AUG-2008	12:20:56			H1
38	CK1CCB	1	15-AUG-2008	12:22:01			H1
39	KTV1LT	1	15-AUG-2008	12:23:07	8227075	8H08277	H1
40	KTV1MT	1	15-AUG-2008	12:24:26	8227075	8H08277	H1
41	KT1KGT	1	15-AUG-2008	12:37:40	8227075	A8H120204	H1
42	KT2MMT	1	15-AUG-2008	12:38:45	8227075	A8H130102	H1
43	KT2MRB	1	15-AUG-2008	12:39:55	8226078	A8H130000	H1
44	KT2MRC	1	15-AUG-2008	12:41:00	8226078	A8H130000	H1

(continued)

#	WorkOrder	Dilution	Date	Time	Batch	Lot	Instrument
45	KTVW3	1	15-AUG-2008	12:42:05	8226078	8H08277	H1
46	KTVW3S	1	15-AUG-2008	12:43:26	8226078	8H08277	H1
47	KTVW3D	1	15-AUG-2008	12:44:36	8226078	8H08277	H1
48	KT1M1	1	15-AUG-2008	12:46:03	8226078	A8H120209	H1
49	CK2CCV	1	15-AUG-2008	12:47:30			H1
50	CK1CCB	1	15-AUG-2008	12:48:37			H1
51	KT19A	1	15-AUG-2008	12:49:56	8226078	8H11165	H1
52	KT1NA	1	15-AUG-2008	12:51:06	8226078	A8H120205	H1
53	KT187	1	15-AUG-2008	12:52:14	8226078	8H11165	H1
54	KT1M8	1	15-AUG-2008	12:53:19	8226078	A8H120205	H1
55	KT14J	1	15-AUG-2008	12:54:24	8226078	A8H120246	H1
56	KT1EG	1	15-AUG-2008	12:55:30	8226078	A8H120176	H1
57	KT1EH	1	15-AUG-2008	12:56:35	8226078	A8H120176	H1
58	KT14P	1	15-AUG-2008	12:57:44	8226078	A8H120246	H1
59	KT1M4	1	15-AUG-2008	12:58:49	8226078	A8H120209	H1
60	KTVXL	1	15-AUG-2008	12:59:55	8226078	8H08277	H1
61	CK2CCV	1	15-AUG-2008	13:01:00			H1
62	CK1CCB	1	15-AUG-2008	13:02:17			H1
63	KTVLJ	1	15-AUG-2008	13:03:56	8226078	A8H080238	H1
64	KT24CBT	1	15-AUG-2008	13:05:16	8227082	A8H130000	H1
65	KT4RMBT	1	15-AUG-2008	13:06:37	8227082	A8H140000	H1
66	KT4RMCT	1	15-AUG-2008	13:07:46	8227082	A8H140000	H1
67	KT13LT	1	15-AUG-2008	13:08:52	8227082	A8H120251	H1
68	KT13LTS	1	15-AUG-2008	13:10:07	8227082	A8H120251	H1
69	KT13LTD	1	15-AUG-2008	13:11:12	8227082	A8H120251	H1
70	KT138T	1	15-AUG-2008	13:12:32	8227082	A8H120251	H1
71	KT0PMB	1	15-AUG-2008	13:13:53	8225075	A8H120000	H1
72	KT0PMC	1	15-AUG-2008	13:14:59	8225075	A8H120000	H1
73	CK2CCV	1	15-AUG-2008	13:16:27			H1
74	CK1CCB	1	15-AUG-2008	13:17:35			H1
75	KTRMP	1	15-AUG-2008	13:18:40	8225075	A8H070280	H1
76	KTRMPS	1	15-AUG-2008	13:19:47	8225075	A8H070280	H1
77	KTRMPD	1	15-AUG-2008	13:21:04	8225075	A8H070280	H1
78	KTRMPF	1	15-AUG-2008	13:22:25	8225075	A8H070280	H1
79	KTRM4	1	15-AUG-2008	13:23:34	8225075	A8H070280	H1
80	KTRM4F	1	15-AUG-2008	13:24:56	8225075	A8H070280	H1
81	KTRNK	1	15-AUG-2008	13:26:13	8225075	A8H070280	H1
82	KTRNKF	1	15-AUG-2008	13:27:20	8225075	A8H070280	H1
83	KTRNP	1	15-AUG-2008	13:28:31	8225075	A8H070280	H1
84	KTRNPF	1	15-AUG-2008	13:29:37	8225075	A8H070280	H1
85	CK2CCV	1	15-AUG-2008	13:30:58			H1
86	CK1CCB	1	15-AUG-2008	13:32:23			H1
87	KTRNG	1	15-AUG-2008	13:33:28	8225075	A8H070280	H1
88	KTRNGF	1	15-AUG-2008	13:34:46	8225075	A8H070280	H1

---------- (continued) ----------

#	WorkOrder	Dilution	Date	Time	Batch	Lot	Instrument
89	KTRM8	1	15-AUG-2008	13:36:08	8225075	A8H070280	H1
90	KTRM8F	1	15-AUG-2008	13:37:15	8225075	A8H070280	H1
91	KTRNC	1	15-AUG-2008	13:38:27	8225075	A8H070280	H1
92	KTRNCF	1	15-AUG-2008	13:39:34	8225075	A8H070280	H1
93	KT4N2B	1	15-AUG-2008	13:41:03	8227025	A8H140000	H1
94	KT4N2C	1	15-AUG-2008	13:42:12	8227025	A8H140000	H1
95	KT2QK	1	15-AUG-2008	13:43:24	8227025	A8H130113	H1
96	KT2QKS	1	15-AUG-2008	13:44:34	8227025	A8H130113	H1
97	CK2CCV	1	15-AUG-2008	13:46:10			H1
98	CK1CCB	1	15-AUG-2008	13:47:15			H1
99	KT2QKD	1	15-AUG-2008	13:48:20	8227025	A8H130113	H1
100	KT2QR	1	15-AUG-2008	13:49:27	8227025	A8H130113	H1
101	KT2QV	1	15-AUG-2008	13:50:37	8227025	A8H130113	H1
102	KT2QT	1	15-AUG-2008	13:51:55	8227025	A8H130113	H1
103	KT2QQ	1	15-AUG-2008	13:53:12	8227025	A8H130113	H1
104	KT08V	1	15-AUG-2008	13:54:19	8227025	A8H120166	H1
105	KT08VF	1	15-AUG-2008	13:55:26	8227025	A8H120166	H1
106	KT0TVBT	1	15-AUG-2008	13:56:36	8226075	A8H120000	H1
107	KT2MJBT	1	15-AUG-2008	13:57:47	8226075	A8H130000	H1
108	KT2MJCT	1	15-AUG-2008	13:58:53	8226075	A8H130000	H1
109	CK2CCV	1	15-AUG-2008	14:00:00			H1
110	CK1CCB	1	15-AUG-2008	14:01:07			H1
111	KTTNVT	1	15-AUG-2008	14:02:23	8226075	A8H080136	H1
112	KTTNVTS	1	15-AUG-2008	14:03:31	8226075	A8H080136	H1
113	KTTNVTD	1	15-AUG-2008	14:04:51	8226075	A8H080136	H1
114	KTXMAT	1	15-AUG-2008	14:06:07	8226075	A8H110106	H1
115	CK2CCV	1	15-AUG-2008	14:07:16			H1
116	CK1CCB	1	15-AUG-2008	14:08:21			H1
117	CK2CCV	1	15-AUG-2008	14:53:02			H1
118	CK1CCB	1	15-AUG-2008	14:54:12			H1
119	KT4Q9BT	1	15-AUG-2008	14:55:33	8227075	A8H140000	H1
120	KT1KDT	5	15-AUG-2008	14:56:52	8227075	A8H120204	H1
121	KT1KGT	100	15-AUG-2008	14:58:13	8227075	A8H120204	H1
122	KTVLJ	4	15-AUG-2008	14:59:25	8226078	A8H080238	H1
123	CK2CCV	1	15-AUG-2008	15:00:34			H1
124	CK1CCB	1	15-AUG-2008	15:01:39			H1
125	CK2CCV	1	15-AUG-2008	15:10:09			H1
126	CK1CCB	1	15-AUG-2008	15:11:28			H1
127	KT4Q9BT	2	15-AUG-2008	15:12:53	8227075	A8H140000	H1
128	KT1KGT	200	15-AUG-2008	15:14:33	8227075	A8H120204	H1
129	CK2CCV	1	15-AUG-2008	15:15:52			H1
130	CK1CCB	1	15-AUG-2008	15:17:00			H1
131	CK2CCV	1	15-AUG-2008	15:52:29			H1
132	CK1CCB	1	15-AUG-2008	15:53:57			H1

(continued)

#	WorkOrder	Dilution	Date	Time	Batch	Lot	Instrument
133	KT44WBT	1	15-AUG-2008	15:55:12	8228016	A8H140000	H1
134	KT67TBT	1	15-AUG-2008	15:56:18	8228016	A8H150000	H1
135	KT67TCT	1	15-AUG-2008	15:57:35	8228016	A8H150000	H1
136	KT3H9T	1	15-AUG-2008	15:58:50	8228016	A8H130202	H1
137	KT3H9TS	1	15-AUG-2008	16:00:00	8228016	A8H130202	H1
138	KT3H9TD	1	15-AUG-2008	16:01:11	8228016	A8H130202	H1
139	KT2M2T	10	15-AUG-2008	16:02:16	8228016	A8H130103	H1
140	KT443BT	1	15-AUG-2008	16:03:43	8228014	A8H140000	H1
141	KT67NBT	1	15-AUG-2008	16:04:54	8228014	A8H150000	H1
142	KT67NCT	1	15-AUG-2008	16:06:13	8228014	A8H150000	H1
143	CK2CCV	1	15-AUG-2008	16:07:18			H1
144	CK1CCB	1	15-AUG-2008	16:08:34			H1
145	KT21KT	1	15-AUG-2008	16:09:41	8228014	A8H130145	H1
146	KT21KTS	1	15-AUG-2008	16:11:01	8228014	A8H130145	H1
147	KT21KTD	1	15-AUG-2008	16:12:06	8228014	A8H130145	H1
148	KT212T	1	15-AUG-2008	16:13:24	8228014	A8H130145	H1
149	KT21TT	1	15-AUG-2008	16:14:30	8228014	A8H130145	H1
150	KT21VT	1	15-AUG-2008	16:15:44	8228014	A8H130145	H1
151	KT21RT	1	15-AUG-2008	16:16:52	8228014	A8H130145	H1
152	KT21WT	1	15-AUG-2008	16:18:00	8228014	A8H130145	H1
153	KT21XT	1	15-AUG-2008	16:19:21	8228014	A8H130145	H1
154	KT2M6T	10	15-AUG-2008	16:20:29	8228014	A8H130103	H1
155	CK2CCV	1	15-AUG-2008	16:21:44			H1
156	CK1CCB	1	15-AUG-2008	16:23:33			H1
157	KT21PT	1	15-AUG-2008	16:24:48	8228014	A8H130145	H1
158	KT215T	1	15-AUG-2008	16:25:54	8228014	A8H130145	H1
159	KT21QT	1	15-AUG-2008	16:27:03	8228014	A8H130145	H1
160	KT0PPC	1	15-AUG-2008	16:28:13	8225076	A8H120000	H1
161	KT0PPB	1	15-AUG-2008	16:29:22	8225076	A8H120000	H1
162	KTQX0	1	15-AUG-2008	16:31:21	8225076	8H07180	H1
163	KTQX0S	1	15-AUG-2008	16:32:32	8225076	8H07180	H1
164	KTQX0X	1	15-AUG-2008	16:33:42	8225076	8H07180	H1
165	KTQX0F	1	15-AUG-2008	16:34:57	8225076	8H07180	H1
166	KTQJ9	1	15-AUG-2008	16:36:22	8225076	8H07118	H1
167	CK2CCV	1	15-AUG-2008	16:37:37			H1
168	CK1CCB	1	15-AUG-2008	16:38:53			H1
169	KTQJ9F	1	15-AUG-2008	16:40:08	8225076	8H07118	H1
170	KTQJ6	1	15-AUG-2008	16:41:14	8225076	8H07118	H1
171	KTQJ6F	1	15-AUG-2008	16:42:40	8225076	8H07118	H1
172	KTQX2	1	15-AUG-2008	16:43:45	8225076	8H07180	H1
173	KTQX2F	1	15-AUG-2008	16:45:22	8225076	8H07180	H1
174	KTQJ8	1	15-AUG-2008	16:46:27	8225076	8H07118	H1
175	KTQJ8F	1	15-AUG-2008	16:47:37	8225076	8H07118	H1
176	KTQJ7	1	15-AUG-2008	16:48:53	8225076	8H07118	H1

(continued)

#	WorkOrder	Dilution	Date	Time	Batch	Lot	Instrument
177	KTQJ7F	1	15-AUG-2008	16:50:00	8225076	8H07118	H1
178	KTQKA	1	15-AUG-2008	16:51:31	8225076	8H07118	H1
179	CK2CCV	1	15-AUG-2008	16:52:56			H1
180	CK1CCB	1	15-AUG-2008	16:54:02			H1
181	KTQKAF	1	15-AUG-2008	16:55:09	8225076	8H07118	H1
182	KTQJ5	1	15-AUG-2008	16:56:18	8225076	8H07118	H1
183	KTQJ5F	1	15-AUG-2008	16:57:44	8225076	8H07118	H1
184	KT67WB	1	15-AUG-2008	16:58:52	8228017	A8H150000	H1
185	KT67WC	1	15-AUG-2008	17:00:00	8228017	A8H150000	H1
186	KT46F	1	15-AUG-2008	17:01:15	8228017	A8H140132	H1
187	KT46FS	1	15-AUG-2008	17:02:20	8228017	A8H140132	H1
188	KT46FD	1	15-AUG-2008	17:03:26	8228017	A8H140132	H1
189	KT44F	1	15-AUG-2008	17:04:43	8228017	A8H140126	H1
190	KT673B	1	15-AUG-2008	17:05:50	8228024	A8H150000	H1
191	CK2CCV	1	15-AUG-2008	17:06:58			H1
192	CK1CCB	1	15-AUG-2008	17:08:13			H1
193	KT673C	1	15-AUG-2008	17:09:18	8228024	A8H150000	H1
194	KTTHP	1	15-AUG-2008	17:10:29	8228024	8H07118	H1
195	KTTHPX	1	15-AUG-2008	17:11:37	8228024	8H07118	H1
196	KTTHPS	1	15-AUG-2008	17:12:46	8228024	8H07118	H1
197	KTTHPF	1	15-AUG-2008	17:14:33	8228024	8H07118	H1
198	KTTHQ	1	15-AUG-2008	17:16:10	8228024	8H07118	H1
199	KTTHQF	1	15-AUG-2008	17:17:17	8228024	8H07118	H1
200	KTTHR	1	15-AUG-2008	17:18:26	8228024	8H07118	H1
201	KTTHRF	1	15-AUG-2008	17:19:33	8228024	8H07118	H1
202	KTTHV	1	15-AUG-2008	17:20:39	8228024	8H07118	H1
203	CK2CCV	1	15-AUG-2008	17:21:44			H1
204	CK1CCB	1	15-AUG-2008	17:22:54			H1
205	KTTHVF	1	15-AUG-2008	17:24:11	8228024	8H07118	H1
206	KTTHT	1	15-AUG-2008	17:25:30	8228024	8H07118	H1
207	KTTHTF	1	15-AUG-2008	17:26:48	8228024	8H07118	H1
208	KT671B	1	15-AUG-2008	17:28:07	8228019	A8H150000	H1
209	KT671C	1	15-AUG-2008	17:29:23	8228019	A8H150000	H1
210	KTWQ8	1	15-AUG-2008	17:30:50	8228019	8H07118	H1
211	KTWQ8X	1	15-AUG-2008	17:32:23	8228019	8H07118	H1
212	KTWQ8S	1	15-AUG-2008	17:33:30	8228019	8H07118	H1
213	KTWQ8F	1	15-AUG-2008	17:34:41	8228019	8H07118	H1
214	KTWRA	1	15-AUG-2008	17:35:57	8228019	8H07118	H1
215	CK2CCV	1	15-AUG-2008	17:37:03			H1
216	CK1CCB	1	15-AUG-2008	17:38:10			H1
217	KTWRAF	1	15-AUG-2008	17:39:17	8228019	8H07118	H1
218	KTWRC	1	15-AUG-2008	17:40:58	8228019	8H07118	H1
219	KTWRCF	1	15-AUG-2008	17:42:04	8228019	8H07118	H1
220	KTWRD	1	15-AUG-2008	17:43:12	8228019	8H07118	H1

(continued)

#	WorkOrder	Dilution	Date	Time	Batch	Lot	Instrument
221	KTWRDF	1	15-AUG-2008	17:44:29	8228019	8H07118 -	H1
222	KTWRE	1	15-AUG-2008	17:45:46	8228019	8H07118 -	H1
223	KTWREF	1	15-AUG-2008	17:46:59	8228019	8H07118 -	H1
224	KTWQ9	1	15-AUG-2008	17:48:28	8228019	8H07118 -	H1
225	KTWQ9F	1	15-AUG-2008	17:49:45	8228019	8H07118 -	H1
226	KT41HBT	1	15-AUG-2008	17:50:51	8228015	A8H140000	H1
227	CK2CCV	1	15-AUG-2008	17:52:07			H1
228	CK1CCB	1	15-AUG-2008	17:53:38			H1
229	KT67QBT	1	15-AUG-2008	17:54:58	8228015	A8H150000	H1
230	KT67QCT	1	15-AUG-2008	17:56:07	8228015	A8H150000	H1
231	KT2VDT	10	15-AUG-2008	17:57:14	8228015	A8H130129	H1
232	KT2VDTS	10	15-AUG-2008	17:58:27	8228015	A8H130129	H1
233	KT2VDTD	10	15-AUG-2008	17:59:37	8228015	A8H130129	H1
234	CK2CCV	1	15-AUG-2008	18:00:47			H1
235	CK1CCB	1	15-AUG-2008	18:02:34			H1

End of Report

: Instrument Upload Run Log - Page 1 :
: Started Wed Aug 20 04:49:08 2008 by DAVIESB :
: Data File: UPL$CAN_DATA_ROOT:<REP>I80819A.CSV;1 :

#	WorkOrder	Dilution	Date	Time	Batch	Lot	Instrument
				14:21 BLD 8/20/08			
1	STD1	1	19-AUG-2008	~~14:27:50~~			I8
2	STD2	1	19-AUG-2008	14:24:40			I8
3	STD3	1	19-AUG-2008	14:27:50			I8
4	STD4	1	19-AUG-2008	14:31:51			I8
5	ICV	1	19-AUG-2008	14:35:59			I8
6	ICB	1	19-AUG-2008	14:42:04			I8
7	CRI	1	19-AUG-2008	14:45:13			I8
8	ICSA	1	19-AUG-2008	14:49:19			I8
9	ICSAB	1	19-AUG-2008	15:03:13			I8
10	CCV	1	19-AUG-2008	15:09:33			I8
11	CCB	1	19-AUG-2008	15:15:51			I8
12	KVAA9B	1	19-AUG-2008	15:20:04	8231016	A8H180000	I8
13	KVAA9C	1	19-AUG-2008	15:24:19	8231016	A8H180000	I8
14	KTVQ7	1	19-AUG-2008	15:30:18	8231016	A8H080261	I8
15	KTVQ7F	1	19-AUG-2008	15:34:22	8231016	A8H080261	I8
16	KTVRW	1	19-AUG-2008	15:38:27	8231016	A8H080261	I8
17	KTVRWF	1	19-AUG-2008	15:42:32	8231016	A8H080261	I8
18	KTVR3	1	19-AUG-2008	15:46:39	8231016	A8H080261	I8
19	KTVR3F	1	19-AUG-2008	15:50:44	8231016	A8H080261	I8
20	KTVR6	1	19-AUG-2008	15:54:50	8231016	A8H080261	I8
21	KTVR6F	1	19-AUG-2008	15:58:55	8231016	A8H080261	I8
22	CCV	1	19-AUG-2008	16:07:08			I8
23	CCB	1	19-AUG-2008	16:12:24			I8
24	KTVTH	1	19-AUG-2008	16:16:30	8231016	A8H080261	I8
25	KTVTHF	1	19-AUG-2008	16:20:45	8231016	A8H080261	I8
26	KTVTM	1	19-AUG-2008	16:24:53	8231016	A8H080261	I8
27	KTVTMF	1	19-AUG-2008	16:28:58	8231016	A8H080261	I8
28	KTVTR	1	19-AUG-2008	16:33:09	8231016	A8H080261	I8
29	KTVTRF	1	19-AUG-2008	16:37:14	8231016	A8H080261	I8
30	KT9DV	1	19-AUG-2008	16:41:21	8231016	8H12110	I8
31	KT9DVF	1	19-AUG-2008	16:45:26	8231016	8H12110	I8
32	KT9DVX	1	19-AUG-2008	16:49:31	8231016	8H12110	I8
33	KT9DVS	1	19-AUG-2008	16:53:37	8231016	8H12110	I8
34	CCV	1	19-AUG-2008	17:02:32			I8
35	CCB	1	19-AUG-2008	17:08:08			I8
36	KT9DW	1	19-AUG-2008	17:12:14	8231016	8H12110	I8
37	KT9DWF	1	19-AUG-2008	17:16:25	8231016	8H12110	I8
38	KT9DX	1	19-AUG-2008	17:20:31	8231016	8H12110	I8
39	KT9DXF	1	19-AUG-2008	17:24:37	8231016	8H12110	I8
40	KT9DXFL	1	19-AUG-2008	17:28:41			I8
41	KT671B	1	19-AUG-2008	17:32:45	8228019	A8H150000	I8
42	KT671C	1	19-AUG-2008	17:36:49	8228019	A8H150000	I8
43	KTVX3	1	19-AUG-2008	17:41:41	8228019	A8H080276	I8
44	KTVX4	1	19-AUG-2008	17:45:50	8228019	A8H080276	I8

(continued)

#	WorkOrder	Dilution	Date	Time	Batch	Lot	Instrument
45	KTWQ8	1	19-AUG-2008	17:49:57	8228019	8H07118	I8
46	CCV	1	19-AUG-2008	17:58:08			I8
47	CCB 3	1	19-AUG-2008	18:03:35			I8
48	KTWQ8F	1	19-AUG-2008	18:07:43	8228019	8H07118	I8
49	KTWQ8X	1	19-AUG-2008	18:11:48	8228019	8H07118	I8
50	KTWQ8S	1	19-AUG-2008	18:15:54	8228019	8H07118	I8
51	KTWQ9	1	19-AUG-2008	18:21:26	8228019	8H07118	I8
52	KTWQ9F	1	19-AUG-2008	18:25:41	8228019	8H07118	I8
53	KTWRA	1	19-AUG-2008	18:29:51	8228019	8H07118	I8
54	KTWRAF	1	19-AUG-2008	18:33:56	8228019	8H07118	I8
55	KTWRC	1	19-AUG-2008	18:38:01	8228019	8H07118	I8
56	KTWRCF	1	19-AUG-2008	18:42:08	8228019	8H07118	I8
57	KTWRD	1	19-AUG-2008	18:46:12	8228019	8H07118	I8
58	CCV	1	19-AUG-2008	18:54:38			I8
59	CCB 4	1	19-AUG-2008	18:59:59			I8
60	KTWRDF	1	19-AUG-2008	19:04:04	8228019	8H07118	I8
61	KTWRE	1	19-AUG-2008	19:08:09	8228019	8H07118	I8
62	KTWREF	1	19-AUG-2008	19:12:14	8228019	8H07118	I8
63	KTWREFL	1	19-AUG-2008	19:16:23			I8
64	KT4N2B	1	19-AUG-2008	19:20:29	8227025	A8H140000	I8
65	KT4N2C	1	19-AUG-2008	19:24:34	8227025	A8H140000	I8
66	KT08V	1	19-AUG-2008	19:29:41	8227025	A8H120166	I8
67	KT08VF	1	19-AUG-2008	19:33:47	8227025	A8H120166	I8
68	KT2QK	1	19-AUG-2008	19:37:52	8227025	A8H130113	I8
69	KT2QKS	1	19-AUG-2008	19:41:59	8227025	A8H130113	I8
70	CCV	1	19-AUG-2008	19:51:47			I8
71	CCB 5	1	19-AUG-2008	19:57:12			I8
72	KT2QKD	1	19-AUG-2008	20:01:17	8227025	A8H130113	I8
73	KT2QQ	1	19-AUG-2008	20:07:16	8227025	A8H130113	I8
74	KT2QR	1	19-AUG-2008	20:11:20	8227025	A8H130113	I8
75	KT2QT	1	19-AUG-2008	20:15:25	8227025	A8H130113	I8
76	KT2QV	1	19-AUG-2008	20:19:30	8227025	A8H130113	I8
77	KT21JF	1	19-AUG-2008	20:23:36	8227025	A8H130143	I8
78	KT210F	1	19-AUG-2008	20:27:40	8227025	A8H130143	I8
79	KT213F	1	19-AUG-2008	20:31:47	8227025	A8H130143	I8
80	KT214F	1	19-AUG-2008	20:35:59	8227025	A8H130143	I8
81	KT216F	1	19-AUG-2008	20:40:10	8227025	A8H130143	I8
82	CCV	1	19-AUG-2008	20:48:25			I8
83	CCB 6	1	19-AUG-2008	20:53:35			I8
84	KT219F	1	19-AUG-2008	20:57:39	8227025	A8H130143	I8
85	KT22CF	1	19-AUG-2008	21:01:51	8227025	A8H130143	I8
86	KT22EF	1	19-AUG-2008	21:05:56	8227025	A8H130143	I8
87	KT22FF	1	19-AUG-2008	21:10:06	8227025	A8H130143	I8
88	KT22HF	1	19-AUG-2008	21:14:12	8227025	A8H130143	I8

(continued)

#	WorkOrder	Dilution	Date	Time	Batch	Lot	Instrument
89	KT22JF	1	19-AUG-2008	21:18:21	8227025	A8H130143	I8
90	KT22KF	1	19-AUG-2008	21:22:26	8227025	A8H130143	I8
91	KT22KFL	1	19-AUG-2008	21:26:32			I8
92	KT0PPB	1	19-AUG-2008	21:30:38	8225076	A8H120000	I8
93	KT0PPC	1	19-AUG-2008	21:34:48	8225076	A8H120000	I8
94	CCV	1	19-AUG-2008	21:39:40			I8
95	CCB	1	19-AUG-2008	21:45:22			I8
96	KTQJ5	1	19-AUG-2008	21:49:28	8225076	8H07118	I8
97	KTQJ5F	1	19-AUG-2008	21:53:37	8225076	8H07118	I8
98	KTQJ6	1	19-AUG-2008	21:57:41	8225076	8H07118	I8
99	KTQJ6F	1	19-AUG-2008	22:01:47	8225076	8H07118	I8
100	KTQJ7	1	19-AUG-2008	22:05:52	8225076	8H07118	I8
101	KTQJ7F	1	19-AUG-2008	22:10:01	8225076	8H07118	I8
102	KTQJ8	1	19-AUG-2008	22:14:06	8225076	8H07118	I8
103	KTQJ8F	1	19-AUG-2008	22:18:11	8225076	8H07118	I8
104	KTQJ9	1	19-AUG-2008	22:22:16	8225076	8H07118	I8
105	KTQJ9F	1	19-AUG-2008	22:26:21	8225076	8H07118	I8
106	CCV	1	19-AUG-2008	22:30:31			I8
107	CCB	1	19-AUG-2008	22:35:52			I8
108	KTQKA	1	19-AUG-2008	22:39:58	8225076	8H07118	I8
109	KTQKAF	1	19-AUG-2008	22:44:03	8225076	8H07118	I8
110	KTQX0	1	19-AUG-2008	22:48:09	8225076	8H07180	I8
111	KTQX0F	1	19-AUG-2008	22:52:22	8225076	8H07180	I8
112	KTQX0X	1	19-AUG-2008	22:56:27	8225076	8H07180	I8
113	KTQX0S	1	19-AUG-2008	23:00:32	8225076	8H07180	I8
114	KTQX2	1	19-AUG-2008	23:06:03	8225076	8H07180	I8
115	KTQX2F	1	19-AUG-2008	23:10:08	8225076	8H07180	I8
116	KTQX2FL	1	19-AUG-2008	23:14:13			I8
117	KTR9NB	1	19-AUG-2008	23:18:19	8221033	A8H080000	I8
118	CCV	1	19-AUG-2008	23:22:24			I8
119	CCB	1	19-AUG-2008	23:27:52			I8
120	KTQPD	1	19-AUG-2008	23:31:56	8221033	8H06171	I8
121	KTQPDS	1	19-AUG-2008	23:36:02	8221033	8H06171	I8
122	KTQPDD	1	19-AUG-2008	23:41:35	8221033	8H06171	I8
123	KTQPDF	1	19-AUG-2008	23:47:44	8221033	8H06171	I8
124	KTQPDFS	1	19-AUG-2008	23:51:51	8221033	8H06171	I8
125	KTQPDFD	1	19-AUG-2008	23:57:44	8221033	8H06171	I8
126	KTQPG	1	20-AUG-2008	00:04:04	8221033	8H06171	I8
127	KTQPGF	1	20-AUG-2008	00:08:10	8221033	8H06171	I8
128	KTQPK	1	20-AUG-2008	00:12:15	8221033	8H06171	I8
129	KTQPKF	1	20-AUG-2008	00:16:25	8221033	8H06171	I8
130	CCV	1	20-AUG-2008	00:20:30			I8
131	CCB	1	20-AUG-2008	00:26:24			I8
132	KTQPKFL	1	20-AUG-2008	00:30:28			I8

(continued)

: Instrument Upload Run Log - Page 1 :
: Started Thu Aug 21 06:44:21 2008 by DAVIESB :
: Data File: UPL$CAN_DATA_ROOT:<REP>I80820A.CSV;1 :

#	WorkOrder	Dilution	Date	Time	Batch	Lot	Instrument
1	STD1	1	20-AUG-2008	~~10:42:08~~ 08:42 BLD 8/21/08			I8
2	STD2	1	20-AUG-2008	08:46:34			I8
3	STD3	1	20-AUG-2008	08:52:52			I8
4	STD4	1	20-AUG-2008	08:59:13			I8
5	ICV	1	20-AUG-2008	09:03:19			I8
6	ICB	1	20-AUG-2008	09:09:39			I8
7	CRI	1	20-AUG-2008	09:13:54			I8
8	ICSA	1	20-AUG-2008	09:18:01			I8
9	ICSAB	1	20-AUG-2008	09:22:08			I8
10	CCV	1	20-AUG-2008	09:28:28			I8
11	CCB	1	20-AUG-2008	09:34:48			I8
12	KT08V	5	20-AUG-2008	09:38:02			I8
13	KT08VF	5	20-AUG-2008	09:42:07			I8
14	KTVR3F	5	20-AUG-2008	09:45:54			I8
15	KTVR6	5	20-AUG-2008	09:50:05			I8
16	KTVTM	5	20-AUG-2008	09:54:13			I8
17	KTVTMF	5	20-AUG-2008	09:58:21			I8
18	KTVTR	5	20-AUG-2008	10:02:34			I8
19	KTVTRF	5	20-AUG-2008	10:06:57			I8
20	KT9DV	1	20-AUG-2008	10:11:04	8231016	8H12110	I8
21	KT9DVF	1	20-AUG-2008	10:15:10	8231016	8H12110	I8
22	CCV	1	20-AUG-2008	10:23:36			I8
23	CCB	1	20-AUG-2008	10:29:48			I8
24	KT9DV	1	20-AUG-2008	10:33:56	8231016	8H12110	I8
25	KT9DVF	1	20-AUG-2008	10:38:03	8231016	8H12110	I8
26	KT9DVX	1	20-AUG-2008	10:42:08	8231016	8H12110	I8
27	KT9DVS	1	20-AUG-2008	10:46:13	8231016	8H12110	I8
28	KT9DW	1	20-AUG-2008	10:51:56	8231016	8H12110	I8
29	KT9DWF	1	20-AUG-2008	10:56:07	8231016	8H12110	I8
30	KT9DX	1	20-AUG-2008	11:00:15	8231016	8H12110	I8
31	KT9DXF	1	20-AUG-2008	11:04:20	8231016	8H12110	I8
32	KT9DXFL	1	20-AUG-2008	11:08:26			I8
33	KT671B	1	20-AUG-2008	11:12:41	8228019	A8H150000	I8
34	CCV	1	20-AUG-2008	11:16:47			I8
35	CCB	1	20-AUG-2008	11:22:48			I8
36	KT671C	1	20-AUG-2008	11:26:54	8228019	A8H150000	I8
37	KTWQ8	1	20-AUG-2008	11:33:15	8228019	8H07118 —	I8
38	KT0PPC	1	20-AUG-2008	11:37:22	8225076	A8H120000	I8
39	KVCVEB	1	20-AUG-2008	11:43:41	8232015	A8H190000	I8
40	KVCVEC	1	20-AUG-2008	11:47:47	8232015	A8H190000	I8
41	KVAXD	1	20-AUG-2008	11:54:07	8232015	A8H180134	I8
42	KVARH	1	20-AUG-2008	11:58:19	8232015	A8H180127	I8
43	KVARR	1	20-AUG-2008	12:02:25	8232015	A8H180127	I8
44	CCV	1	20-AUG-2008	12:06:34			I8

(continued)

#	WorkOrder	Dilution	Date	Time	Batch	Lot	Instrument
45	CCB 3	1	20-AUG-2008	12:12:54			I8
46	KVARV	1	20-AUG-2008	12:17:01	8232015	A8H180127	I8
47	KVARW	1	20-AUG-2008	12:21:15	8232015	A8H180127	I8
48	KVAR0	1	20-AUG-2008	12:25:21	8232015	A8H180127	I8
49	KVAR0S	1	20-AUG-2008	12:29:27	8232015	A8H180127	I8
50	KVAR0D	1	20-AUG-2008	12:35:41	8232015	A8H180127	I8
51	KVAR1	1	20-AUG-2008	12:42:02	8232015	A8H180127	I8
52	KVAR2	1	20-AUG-2008	12:46:08	8232015	A8H180127	I8
53	KVAR4	1	20-AUG-2008	12:50:13	8232015	A8H180127	I8
54	KVAR4L	1	20-AUG-2008	12:54:19			I8
55	KT673B	1	20-AUG-2008	12:58:19	8228024	A8H150000	I8
56	CCV	1	20-AUG-2008	13:01:28			I8
57	CCB 4	1	20-AUG-2008	13:07:42			I8
58	KT673C	1	20-AUG-2008	13:11:47	8228024	A8H150000	I8
59	KTTHP	1	20-AUG-2008	13:18:01	8228024	8H07118 —	I8
60	KTTHPF	1	20-AUG-2008	13:22:12	8228024	8H07118 —	I8
61	KTTHPX	1	20-AUG-2008	13:26:20	8228024	8H07118 —	I8
62	KTTHPS	1	20-AUG-2008	13:30:32	8228024	8H07118 —	I8
63	KTTHQ	1	20-AUG-2008	13:36:34	8228024	8H07118 —	I8
64	KTTHQF	1	20-AUG-2008	13:40:39	8228024	8H07118 —	I8
65	KTTHR	1	20-AUG-2008	13:44:48	8228024	8H07118 —	I8
66	KTTHRF	1	20-AUG-2008	13:48:53	8228024	8H07118 —	I8
67	KTTHT	1	20-AUG-2008	13:53:05	8228024	8H07118 —	I8
68	CCV	1	20-AUG-2008	13:57:14			I8
69	CCB 5	1	20-AUG-2008	14:03:33			I8
70	KTTHTF	1	20-AUG-2008	14:07:38	8228024	8H07118 —	I8
71	KTTHV	1	20-AUG-2008	14:11:43	8228024	8H07118 —	I8
72	KTTHVF	1	20-AUG-2008	14:15:56	8228024	8H07118 —	I8
73	KTTHVFL	1	20-AUG-2008	14:20:01			I8
74	KT675B	1	20-AUG-2008	14:24:06	8228029	A8H150000	I8
75	KT675C	1	20-AUG-2008	14:28:12	8228029	A8H150000	I8
76	KT2Q5	1	20-AUG-2008	14:34:32	8228029	A8H130117	I8
77	KT20T	1	20-AUG-2008	14:38:47	8228029	A8H130117	I8
78	KT20W	1	20-AUG-2008	14:42:53	8228029	A8H130117	I8
79	KT20X	1	20-AUG-2008	14:47:02	8228029	A8H130117	I8
80	CCV	1	20-AUG-2008	14:51:07			I8
81	CCB 6	1	20-AUG-2008	14:57:27			I8
82	KT200	1	20-AUG-2008	15:01:38	8228029	A8H130117	I8
83	KT202	1	20-AUG-2008	15:05:51	8228029	A8H130117	I8
84	KT203	1	20-AUG-2008	15:09:56	8228029	A8H130117	I8
85	KT5X0	1	20-AUG-2008	15:14:01	8228029	A8H140237	I8
86	KT50G	1	20-AUG-2008	15:18:07	8228029	A8H140237	I8
87	KT50H	1	20-AUG-2008	15:22:13	8228029	A8H140237	I8
88	KT50HS	1	20-AUG-2008	15:26:19	8228029	A8H140237	I8

(continued)

: Instrument Upload Run Log - Page 1 :
: Started Fri Aug 22 05:46:40 2008 by DAVIESB :
: Data File: UPL$CAN_DATA_ROOT:<REP>I80821A.CSV;1 :

#	WorkOrder	Dilution	Date	Time	Batch	Lot	Instrument
1	STD1	1	21-AUG-2008	~~15:46:55~~ 13:37 BLD 8/22/08			I8
2	STD2	1	21-AUG-2008	13:41:42			I8
3	STD3	1	21-AUG-2008	13:45:07			I8
4	STD4	1	21-AUG-2008	13:51:27			I8
5	ICV	1	21-AUG-2008	13:55:26			I8
6	ICB	1	21-AUG-2008	14:01:42			I8
7	CRI	1	21-AUG-2008	14:04:46			I8
8	ICSA	1	21-AUG-2008	14:08:51			I8
9	ICSAB	1	21-AUG-2008	14:12:29			I8
10	CCV	1	21-AUG-2008	14:18:48			I8
11	CCB	1	21-AUG-2008	14:25:07			I8
12	KT0PPC	1	21-AUG-2008	14:29:11			I8
13	CCV	1	21-AUG-2008	14:35:30			I8
14	CCB	1	21-AUG-2008	14:41:47			I8
15	KT671B	1	21-AUG-2008	14:45:06	8228019	A8H150000	I8
16	KT671C	1	21-AUG-2008	14:49:10	8228019	A8H150000	I8
17	KTWQ8	1	21-AUG-2008	14:55:28	8228019	8H07118 ~	I8
18	KT673B	1	21-AUG-2008	14:59:32	8228024	A8H150000	I8
19	KT673C	1	21-AUG-2008	15:03:37	8228024	A8H150000	I8
20	KTTHP	1	21-AUG-2008	15:09:55	8228024	8H07118 ~	I8
21	KTTHPF	1	21-AUG-2008	15:14:01	8228024	8H07118 ~	I8
22	KTTHPX	1	21-AUG-2008	15:18:10	8228024	8H07118 ~	I8
23	KTTHPS	1	21-AUG-2008	15:22:15	8228024	8H07118 ~	I8
24	CCV	1	21-AUG-2008	15:28:21			I8
25	CCB	1	21-AUG-2008	15:34:40			I8
26	KTTHQ	1	21-AUG-2008	15:38:46	8228024	8H07118 ~	I8
27	KTTHQF	1	21-AUG-2008	15:42:51	8228024	8H07118 ~	I8
28	KTTHR	1	21-AUG-2008	15:46:55	8228024	8H07118 ~	I8
29	KTTHRF	1	21-AUG-2008	15:50:58	8228024	8H07118 ~	I8
30	KTTHT	1	21-AUG-2008	15:55:02	8228024	8H07118 ~	I8
31	KT675B	1	21-AUG-2008	15:59:07	8228029	A8H150000	I8
32	KT675C	1	21-AUG-2008	16:03:10	8228029	A8H150000	I8
33	KVE6JB	1	21-AUG-2008	16:09:16	8233017	A8H200000	I8
34	KVE6JC	1	21-AUG-2008	16:13:28	8233017	A8H200000	I8
35	KVDGQ	1	21-AUG-2008	16:19:08	8233017	A8H190141	I8
36	CCV	1	21-AUG-2008	16:23:12			I8
37	CCB	1	21-AUG-2008	16:29:31			I8
38	KVDGQS	1	21-AUG-2008	16:33:36	8233017	A8H190141	I8
39	KVDGQD	1	21-AUG-2008	16:39:55	8233017	A8H190141	I8
40	KVDGX	1	21-AUG-2008	16:46:14	8233017	A8H190141	I8
41	KVDG1	1	21-AUG-2008	16:50:19	8233017	A8H190141	I8
42	KVDG2	1	21-AUG-2008	16:54:23	8233017	A8H190141	I8
43	KVDG4	1	21-AUG-2008	16:58:27	8233017	A8H190141	I8
44	KVDG6	1	21-AUG-2008	17:02:35	8233017	A8H190141	I8

(continued)

: Instrument Upload Run Log - Page 1 :
: Started Fri Aug 22 11:17:13 2008 by DAVIESB :
: Data File: UPL$CAN_DATA_ROOT:<REP>I80822A.CSV;1 :

#	WorkOrder	Dilution	Date	Time	Batch	Lot	Instrument
1	STD1	1	22-AUG-2008	~~12:39:34~~ 11:24	~~BCD~~ 8/22/08		I8
2	STD2	1	22-AUG-2008	11:27:22			I8
3	STD3	1	22-AUG-2008	11:31:30			I8
4	STD4	1	22-AUG-2008	11:35:21			I8
5	ICV	1	22-AUG-2008	11:39:28			I8
6	ICB	1	22-AUG-2008	11:45:55			I8
7	CRI	1	22-AUG-2008	11:49:34			I8
8	ICSA	1	22-AUG-2008	11:53:42			I8
9	ICSAB	1	22-AUG-2008	11:56:57			I8
10	CCV	1	22-AUG-2008	12:01:12			I8
11	CCB	1	22-AUG-2008	12:06:26			I8
12	KT673CF	1	22-AUG-2008	12:14:27	8228024	A8H150000	I8
13	KTTHP	1	22-AUG-2008	12:20:48	8228024	8H07118	I8
14	KTTHPF	1	22-AUG-2008	12:24:55	8228024	8H07118	I8
15	KTTHRF	1	22-AUG-2008	12:29:01	8228024	8H07118	I8
16	CCV	1	22-AUG-2008	12:33:14			I8
17	CCB	1	22-AUG-2008	12:39:34			I8
18	KVACCCF	1	22-AUG-2008	12:48:23	8231017	A8H180000	I8
19	KT0RM	1	22-AUG-2008	12:54:42	8231017	8H12110	I8
20	KT0RMF	1	22-AUG-2008	13:01:03	8231017	8H12110	I8
21	KT7FE	1	22-AUG-2008	13:05:08	8231017	8H12110	I8
22	KT7FEF	1	22-AUG-2008	13:09:14	8231017	8H12110	I8
23	CCV	1	22-AUG-2008	13:13:20			I8
24	CCB	1	22-AUG-2008	13:19:40			I8

End of Report

METHOD BLANK REPORT

General Chemistry

Client Lot #...: 8H07118 **Matrix.....:** WATER

PARAMETER	RESULT	REPORTING LIMIT	UNITS	METHOD	PREPARATION-ANALYSIS DATE	PREP BATCH #
Hexavalent Chromium		Work Order #: KTRWJ1AA		MB Lot-Sample #:	A8H070000-366	
	ND	0.02	mg/L	SW846 7196A	08/07/08	8220366
		Dilution Factor: 1				
Hexavalent Chromium		Work Order #: KTWFN1AA		MB Lot-Sample #:	A8H080000-427	
	ND	0.02	mg/L	SW846 7196A	08/08/08	8221427
		Dilution Factor: 1				
Hexavalent Chromium		Work Order #: KTXAE1AA		MB Lot-Sample #:	A8H090000-124	
	ND	0.02	mg/L	SW846 7196A	08/09/08	8222124
		Dilution Factor: 1				

NOTE(S):

Calculations are performed before rounding to avoid round-off errors in calculated results.

LABORATORY CONTROL SAMPLE DATA REPORT

General Chemistry

Client Lot #...: 8H07118 **Matrix.....:** WATER

PARAMETER	SPIKE AMOUNT	MEASURED AMOUNT	UNITS	PERCNT RECVRY	METHOD	PREPARATION-ANALYSIS DATE	PREP BATCH #
Hexavalent Chromium			Work Order #: KTRWJ1AC LCS Lot-Sample#: A8H070000-366				
	0.25	0.26	mg/L	104	SW846 7196A	08/07/08	8220366
			Dilution Factor: 1				
Hexavalent Chromium			Work Order #: KTWFN1AC LCS Lot-Sample#: A8H080000-427				
	0.25	0.23	mg/L	93	SW846 7196A	08/08/08	8221427
			Dilution Factor: 1				
Hexavalent Chromium			Work Order #: KTXAE1AC LCS Lot-Sample#: A8H090000-124				
	0.25	0.25	mg/L	100	SW846 7196A	08/09/08	8222124
			Dilution Factor: 1				

NOTE(S):

Calculations are performed before rounding to avoid round-off errors in calculated results.

MATRIX SPIKE SAMPLE DATA REPORT

General Chemistry

Client Lot #...: 8H07118 **Matrix.....:** WQ
Date Sampled...: 08/06/08 15:07 **Date Received..:** 08/07/08

PARAMETER	SAMPLE AMOUNT	SPIKE AMT	MEASRD AMOUNT	UNITS	PERCNT RECVRY	RPD	METHOD	PREPARATION-ANALYSIS DATE	PREP BATCH #
Hexavalent Chromium	WO#: KTQKA1CN-MS/KTQKA1CP-MSD MS Lot-Sample #: A8H070118-007								
	ND	0.25	0.11	mg/L	44		SW846 7196A	08/07/08	8220366
	ND	0.25	0.11	mg/L	43	1.1	SW846 7196A	08/07/08	8220366
			Dilution Factor: 1						

NOTE(S):

Calculations are performed before rounding to avoid round-off errors in calculated results.

MATRIX SPIKE SAMPLE DATA REPORT

General Chemistry

Client Lot #...: 8H07118 **Matrix.....:** WG
Date Sampled...: 08/08/08 10:36 **Date Received..:** 08/09/08

PARAMETER	SAMPLE AMOUNT	SPIKE AMT	MEASRD AMOUNT	UNITS	PERCNT RECVRY	RPD	METHOD	PREPARATION-ANALYSIS DATE	PREP BATCH #
Hexavalent Chromium			WO#: KTTHT1CN-MS/KTTHT1CP-MSD MS Lot-Sample #: A8H080117-005						
	ND	0.25	0.19	mg/L	74		SW846 7196A	08/08/08	8221427
	ND	0.25	0.19	mg/L	76	2.6	SW846 7196A	08/08/08	8221427
			Dilution Factor: 1						
Hexavalent Chromium			WO#: KTWQ91CN-MS/KTWQ91CP-MSD MS Lot-Sample #: A8H090106-003						
	ND	0.25	0.01 N	mg/L	4.0		SW846 7196A	08/09/08	8222124
	ND	0.25	0.01 N	mg/L	5.0	20	SW846 7196A	08/09/08	8222124
			Dilution Factor: 1						

NOTE(S):

Calculations are performed before rounding to avoid round-off errors in calculated results.

N Spiked analyte recovery is outside stated control limits.

TETRA TECH NUS

TO: ANTHONY APANAVAGE **DATE:** OCTOBER 17, 2008

FROM: MEGAN RITCHIE **COPIES:** FILE

SUBJECT: **ORGANIC DATA VALIDATION – METALS AND HEXAVALENT CHROMIUM**
Lockheed Martin - Martin State Airport
SDG NO. 8H12110

SAMPLES: **12/Aqueous/**

MW-3-081108	DMW-24I-081108	DMW-8S-081408
DMW-11I-081108	DMW-24S-081108	DMW-1A-081508
DMW-11S-081108	DMW-8D-081408	DMW-1B-081508
DMW-23S-081108	DMW-8I-081408	DMW-10I-081508

OVERVIEW

The sample set for the Lockheed Martin, Martin State Airport, SDG 8H12110 consists of twelve aqueous samples (designated DMW- and MW-). All samples were analyzed for total and dissolved target analyte list (TAL) metals and hexavalent chromium. No field duplicates were included in this sample set.

The samples were collected by Tetra Tech NUS on August 11, 14, and 15, 2008 and analyzed by Test America laboratory of North Canton, Ohio.

All analyses were conducted using SW-846 Methods 6010B for metals, 7470A for mercury, and 7196A for hexavalent chromium.

SUMMARY

All analytes were successfully analyzed. The findings offered in this report are based upon a general review of all available data including data completeness, holding times until analysis, calibration data, laboratory blank results, ICP interference check samples, matrix spike results, laboratory control spike results, laboratory duplicate results, and ICP serial dilution results.

Areas of concern with respect to data quality are listed below as follows:

MAJOR PROBLEMS

- None.

MINOR PROBLEMS

- The following table summarizes the analytes detected as contaminants in the laboratory blanks at the maximum concentration indicated:

Compound	Maximum Concentration	Action Level
Antimony[1]	0.21 ug/L	1.05 ug/L
Barium[1]	1.3 ug/L	6.5 ug/L
Beryllium	0.027 ug/L	0.135 ug/L
Cadmium[1]	0.078 ug/L	0.39 ug/L
Cobalt[1]	0.085 ug/L	0.425 ug/L
Chromium[1]	0.1 ug/L	0.5 ug/L
Copper[1]	0.54 ug/L	2.7 ug/L
Iron[1]	35.2 ug/L	176 ug/L
Lead[1]	0.2 ug/L	1 ug/L
Manganese[1]	0.59 ug/L	2.95 ug/L
Molybdenum[1]	0.25 ug/L	1.25 ug/L
Nickel[1]	0.22 ug/L	1.1 ug/L
Selenium	0.26 ug/L	1.3 ug/L
Silver[1]	0.089 ug/L	0.445 ug/L
Thallium	0.16 ug/L	0.8 ug/L
Zinc[1]	4 ug/L	20 ug/L

[1] –Indicates compound was detected at a maximum level in a preparation blank.

Samples affected: The action levels apply to the total and dissolved metals fraction for samples DMW-1A-081508, DMW-1B-081508 and DMW-10I-081508.

Adjustments were made for the samples aliquot size and dilution factors. Results for aluminum, beryllium, chromium, silver, and thallium reported at concentrations within the action level are qualified (B) and are considered to be false positives (artifacts of blank contamination).

- The following table summarizes the analytes detected as contaminants in the laboratory blanks at the maximum concentration indicated:

Compound	Maximum Concentration	Action Level
Antimony	0.12 ug/L	0.6 ug/L
Barium[1]	0.92 ug/L	4.6 ug/L
Beryllium	0.062 ug/L	0.31 ug/L
Cadmium	0.085 ug/L	0.425 ug/L
Cobalt	0.091 ug/L	0.455 ug/L
Copper[1]	0.48 ug/L	2.4 ug/L
Iron	23.4 ug/L	117 ug/L

Compound	Maximum Concentration	Action Level
Lead[1]	0.078 ug/L	0.39 ug/L
Manganese[1]	0.48 ug/L	2.4 ug/L
Molybdenum	0.2 ug/L	1 ug/L
Nickel[1]	0.12 ug/L	0.6 ug/L
Silver	0.079 ug/L	0.395 ug/L
Thallium	0.12 ug/L	0.6 ug/L
Zinc[1]	9 ug/L	45 ug/L

[1] –Indicates compound was detected at a maximum level in a preparation blank.

Samples affected: The action levels apply to the total and dissolved metals fractions for samples MW-3-081108, DMW-11I-081108, DMW-11S-081108, DMW-23S-081108, DMW-24I-081108, DMW-24S-081108, DMW-8D-081408, DMW-8I-081408, and DMW-8S-081408.

Adjustments were made for the samples aliquot size and dilution factors. Results for aluminum, beryllium, chromium, silver, and thallium reported at concentrations within the action level are qualified (B) and are considered to be false positives (artifacts of blank contamination).

- The CRDL standard recovery for copper exceeded the QC limit of 120%. The positive result for total copper that was less than 2X the reporting limit was qualified as biased high (K) for sample MW-3-081108.
- The matrix spike and matrix spike duplicate (MS/MSD) recoveries for chromium exceeded the upper QC limit of 125%. The positive chromium results for all total and dissolved samples were qualified as biased high (K) unless superseded by the qualifier B for blank contamination.

Notes

The CRDL standard recoveries exceeded the QC limit of 120% for iron, nickel, and manganese. No action was taken because there were no results less than 2X the reporting limit in the associated samples.

The MS/MSD percent recoveries were not calculated for cadmium, iron, and manganese because the sample concentrations were greater than 4X the spike concentration.

Hexavalent chromium data are acceptable as reported by the laboratory.

Samples DMW-1B-081508 and DMW-8I-081408 were analyzed at 5X dilutions for hexavalent chromium analysis.

EXECUTIVE SUMMARY

Laboratory Performance: Several analytes were present in the laboratory blanks. Copper exceeded the CRDL recovery limit.

Other Factors Affecting Data Quality: The chromium matrix spike recovery exceeded the upper QC limit.

The data for these analyses were reviewed with reference to the EPA "Functional Guidelines for Inorganic Data Review", as amended for use within EPA Region 3 (4/93).

The text of this report has been formatted to address only those problem areas affecting data quality.

"I attest that the data referenced herein were validated according to the agreed upon validation criteria as specified in the Functional Guidelines and the Quality Assurance Project Plan (QAPjP)."

Megan Ritchie

Megan Ritchie
Chemist

Tetra Tech NUS, Inc.
Joseph A. Samchuck
Data Validation Quality Assurance Officer

Attachments:

1. Appendix A - Qualified Analytical Results
2. Appendix B - Results as Reported by the Laboratory
3. Appendix C - Support Documentation

APPENDIX A

Qualified Analytical Results

PROJ_NO: 01660

SDG: 8H12110 MEDIA: WATER DATA FRACTION: M

nsample	DMW-10I-081508	nsample	DMW-11I-081108	nsample	DMW-11S-081108
samp_date	8/15/2008	samp_date	8/11/2008	samp_date	8/11/2008
lab_id	A8H160110004	lab_id	A8H120110005	lab_id	A8H120110003
qc_type	NM	qc_type	NM	qc_type	NM
units	UG/L	units	UG/L	units	UG/L
Pct_Solids		Pct_Solids		Pct_Solids	
DUP_OF:		DUP_OF:		DUP_OF:	

Parameter	Result	Val Qual	Qual Code
ANTIMONY	0.074	B	A
ARSENIC	0.62		
BARIUM	21.8		
BERYLLIUM	0.041	B	A
CADMIUM	0.17	B	A
CHROMIUM	0.58	K	D
COBALT	10.3		
COPPER	4.5		
IRON	118	B	A
LEAD	0.56	B	A
MANGANESE	184		
MERCURY	0.13		
MOLYBDENUM	0.13	B	A
NICKEL	11		
SELENIUM	0.67	B	A
SILVER	1	U	
THALLIUM	1	U	
VANADIUM	4.9		
ZINC	22.1		

Parameter	Result	Val Qual	Qual Code
ANTIMONY	2	U	
ARSENIC	0.92		
BARIUM	5.5		
BERYLLIUM	0.042	B	A
CADMIUM	0.011	B	A
CHROMIUM	1.7	K	D
COBALT	0.76		
COPPER	5.5		
IRON	355		
LEAD	1		
MANGANESE	21		
MERCURY	1.8		
MOLYBDENUM	0.56	B	A
NICKEL	1.7		
SELENIUM	5	U	
SILVER	1	U	
THALLIUM	1	U	
VANADIUM	2.1		
ZINC	15.9	B	A

Parameter	Result	Val Qual	Qual Code
ANTIMONY	0.2	B	A
ARSENIC	4.3		
BARIUM	40.8		
BERYLLIUM	0.069	B	A
CADMIUM	0.01	B	A
CHROMIUM	0.5	K	D
COBALT	18.7		
COPPER	7.7		
IRON	15100		
LEAD	1.1		
MANGANESE	960		
MERCURY	0.2	U	
MOLYBDENUM	2	U	
NICKEL	7.7		
SELENIUM	1.2		
SILVER	1	U	
THALLIUM	1	U	
VANADIUM	20	U	
ZINC	44.5	B	A

PROJ_NO: 01660

SDG: 8H12110 MEDIA: WATER DATA FRACTION: M

nsample	DMW-1A-081508	nsample	DMW-1B-081508	nsample	DMW-23S-081108
samp_date	8/15/2008	samp_date	8/15/2008	samp_date	8/11/2008
lab_id	A8H160110002	lab_id	A8H160110003	lab_id	A8H120110007
qc_type	NM	qc_type	NM	qc_type	NM
units	UG/L	units	UG/L	units	UG/L
Pct_Solids		Pct_Solids		Pct_Solids	
DUP_OF:		DUP_OF:		DUP_OF:	

Parameter	Result	Val Qual	Qual Code
ANTIMONY	0.17	B	A
ARSENIC	9.9		
BARIUM	11.2		
BERYLLIUM	0.63		
CADMIUM	653		
CHROMIUM	349	K	D
COBALT	53.3		
COPPER	13.7		
IRON	18200		
LEAD	0.85	B	A
MANGANESE	2730		
MERCURY	0.81		
MOLYBDENUM	1.6		
NICKEL	113		
SELENIUM	4.6		
SILVER	0.054	B	A
THALLIUM	0.12	B	A
VANADIUM	5.8		
ZINC	227		

Parameter	Result	Val Qual	Qual Code
ANTIMONY	0.6	B	A
ARSENIC	36.1		
BARIUM	30.4		
BERYLLIUM	0.45		
CADMIUM	275		
CHROMIUM	183	K	D
COBALT	27.8		
COPPER	35.9		
IRON	40400		
LEAD	7.8		
MANGANESE	3040		
MERCURY	3.9		
MOLYBDENUM	1.5		
NICKEL	39.4		
SELENIUM	3.2		
SILVER	0.059	B	A
THALLIUM	0.22	B	A
VANADIUM	46.6		
ZINC	130		

Parameter	Result	Val Qual	Qual Code
ANTIMONY	0.32	B	A
ARSENIC	12		
BARIUM	123		
BERYLLIUM	1	U	
CADMIUM	0.31	B	A
CHROMIUM	3.9	K	D
COBALT	4.8		
COPPER	1.1	B	A
IRON	38000		
LEAD	0.45		
MANGANESE	1780		
MERCURY	0.2	U	
MOLYBDENUM	3.9		
NICKEL	3.4		
SELENIUM	0.42		
SILVER	1	U	
THALLIUM	1	U	
VANADIUM	1.2		
ZINC	4.7	B	A

PROJ_NO: 01660

SDG: 8H12110 MEDIA: WATER DATA FRACTION: M

nsample	DMW-24I-081108
samp_date	8/11/2008
lab_id	A8H120110002
qc_type	NM
units	UG/L
Pct_Solids	
DUP_OF:	

Parameter	Result	Val Qual	Qual Code
ANTIMONY	0.15	B	A
ARSENIC	2.9		
BARIUM	22.3		
BERYLLIUM	2.4		
CADMIUM	0.24	B	A
CHROMIUM	4.6	K	D
COBALT	35.3		
COPPER	16.1		
IRON	6210		
LEAD	0.6		
MANGANESE	654		
MERCURY	0.2	U	
MOLYBDENUM	0.14	B	A
NICKEL	9.7		
SELENIUM	3.2		
SILVER	1	U	
THALLIUM	1	U	
VANADIUM	1.3		
ZINC	28.3	B	A

nsample	DMW-24S-081108
samp_date	8/11/2008
lab_id	A8H120110004
qc_type	NM
units	UG/L
Pct_Solids	
DUP_OF:	

Parameter	Result	Val Qual	Qual Code
ANTIMONY	0.046	B	A
ARSENIC	36.7		
BARIUM	18.9		
BERYLLIUM	5.9		
CADMIUM	3.1		
CHROMIUM	12.3	K	D
COBALT	404		
COPPER	162		
IRON	86200		
LEAD	1.3		
MANGANESE	2960		
MERCURY	0.2	U	
MOLYBDENUM	2	U	
NICKEL	530		
SELENIUM	47.2		
SILVER	0.005	B	A
THALLIUM	0.29	B	A
VANADIUM	81.8		
ZINC	1780		

nsample	DMW-8D-081408
samp_date	8/14/2008
lab_id	A8H150118002
qc_type	NM
units	UG/L
Pct_Solids	
DUP_OF:	

Parameter	Result	Val Qual	Qual Code
ANTIMONY	2	U	
ARSENIC	1.6		
BARIUM	40.2		
BERYLLIUM	4.1		
CADMIUM	141		
CHROMIUM	0.88	K	D
COBALT	116		
COPPER	33.3		
IRON	241		
LEAD	1.5		
MANGANESE	2400		
MERCURY	0.2	U	
MOLYBDENUM	2	U	
NICKEL	65.5		
SELENIUM	2		
SILVER	1	U	
THALLIUM	1	U	
VANADIUM	0.6		
ZINC	177		

PROJ_NO: 01660

SDG: 8H12110 MEDIA: WATER DATA FRACTION: M

nsample	DMW-8I-081408	nsample	DMW-8S-081408	nsample	MW-3-081108
samp_date	8/14/2008	samp_date	8/14/2008	samp_date	8/11/2008
lab_id	A8H150118003	lab_id	A8H150118004	lab_id	A8H120110006
qc_type	NM	qc_type	NM	qc_type	NM
units	UG/L	units	UG/L	units	UG/L
Pct_Solids		Pct_Solids		Pct_Solids	
DUP_OF:		DUP_OF:		DUP_OF:	

Parameter	Result	Val Qual	Qual Code
ANTIMONY	0.9		
ARSENIC	17.3		
BARIUM	18		
BERYLLIUM	5.6		
CADMIUM	134		
CHROMIUM	51.8	K	D
COBALT	149		
COPPER	45.4		
IRON	12300		
LEAD	7.2		
MANGANESE	5640		
MERCURY	0.17		
MOLYBDENUM	2.2		
NICKEL	107		
SELENIUM	18.3		
SILVER	0.13	B	A
THALLIUM	1	U	
VANADIUM	23.1		
ZINC	292		

Parameter	Result	Val Qual	Qual Code
ANTIMONY	0.11	B	A
ARSENIC	6.1		
BARIUM	14.1		
BERYLLIUM	0.51		
CADMIUM	0.33	B	A
CHROMIUM	2.9	K	D
COBALT	10.7		
COPPER	5.4		
IRON	13900		
LEAD	0.5		
MANGANESE	1630		
MERCURY	0.2	U	
MOLYBDENUM	2	U	
NICKEL	14.2		
SELENIUM	1.2		
SILVER	1	U	
THALLIUM	1	U	
VANADIUM	1.5		
ZINC	58.2		

Parameter	Result	Val Qual	Qual Code
ANTIMONY	0.081	B	A
ARSENIC	1.5		
BARIUM	33.9		
BERYLLIUM	1	U	
CADMIUM	0.032	B	A
CHROMIUM	1.9	K	D
COBALT	0.86		
COPPER	2.8	K	C
IRON	6740		
LEAD	0.62		
MANGANESE	131		
MERCURY	0.2	U	
MOLYBDENUM	2	U	
NICKEL	1.1		
SELENIUM	5	U	
SILVER	1	U	
THALLIUM	1	U	
VANADIUM	4.3		
ZINC	19.7	B	A

PROJ_NO: 01660

SDG: 8H12110 MEDIA: WATER DATA FRACTION: MF

nsample	DMW-10I-081508	nsample	DMW-11I-081108	nsample	DMW-11S-081108
samp_date	8/15/2008	samp_date	8/11/2008	samp_date	8/11/2008
lab_id	A8H160110004	lab_id	A8H120110005	lab_id	A8H120110003
qc_type	NM	qc_type	NM	qc_type	NM
units	UG/L	units	UG/L	units	UG/L
Pct_Solids		Pct_Solids		Pct_Solids	
DUP_OF:		DUP_OF:		DUP_OF:	

Parameter	Result	Val Qual	Qual Code
ANTIMONY	0.045	B	A
ARSENIC	0.4		
BARIUM	21.6		
BERYLLIUM	0.036	B	A
CADMIUM	0.16	B	A
CHROMIUM	0.19	B	A
COBALT	10.5		
COPPER	5.3		
IRON	5.2	B	A
LEAD	0.37	B	A
MANGANESE	184		
MERCURY	0.2	U	
MOLYBDENUM	2	U	
NICKEL	10.7		
SELENIUM	0.67	B	A
SILVER	1	U	
THALLIUM	1	U	
VANADIUM	3.7		
ZINC	25.9		

Parameter	Result	Val Qual	Qual Code
ANTIMONY	2	U	
ARSENIC	0.71		
BARIUM	2.9	B	A
BERYLLIUM	0.017	B	A
CADMIUM	0.04	B	A
CHROMIUM	2	U	
COBALT	0.8		
COPPER	4.9		
IRON	79.3	B	A
LEAD	0.49		
MANGANESE	21.6		
MERCURY	0.2	U	
MOLYBDENUM	0.34	B	A
NICKEL	1.8		
SELENIUM	5	U	
SILVER	1	U	
THALLIUM	1	U	
VANADIUM	20	U	
ZINC	19.1	B	A

Parameter	Result	Val Qual	Qual Code
ANTIMONY	0.15	B	A
ARSENIC	4.4		
BARIUM	40.1		
BERYLLIUM	0.055	B	A
CADMIUM	1	U	
CHROMIUM	0.32	K	D
COBALT	18.3		
COPPER	0.97	B	A
IRON	14700		
LEAD	0.72		
MANGANESE	1020		
MERCURY	0.2	U	
MOLYBDENUM	2	U	
NICKEL	7.3		
SELENIUM	1.2		
SILVER	1	U	
THALLIUM	1	U	
VANADIUM	20	U	
ZINC	42.8	B	A

PROJ_NO: 01660

SDG: 8H12110 MEDIA: WATER DATA FRACTION: MF

nsample	DMW-1A-081508	nsample	DMW-1B-081508	nsample	DMW-23S-081108
samp_date	8/15/2008	samp_date	8/15/2008	samp_date	8/11/2008
lab_id	A8H160110002	lab_id	A8H160110003	lab_id	A8H120110007
qc_type	NM	qc_type	NM	qc_type	NM
units	UG/L	units	UG/L	units	UG/L
Pct_Solids		Pct_Solids		Pct_Solids	
DUP_OF:		DUP_OF:		DUP_OF:	

Parameter	Result	Val Qual	Qual Code
ANTIMONY	0.082	B	A
ARSENIC	7.4		
BARIUM	11.1		
BERYLLIUM	0.62		
CADMIUM	787		
CHROMIUM	260	K	D
COBALT	65.7		
COPPER	11		
IRON	17700		
LEAD	0.36	B	A
MANGANESE	3330		
MERCURY	0.2	U	
MOLYBDENUM	2	U	
NICKEL	140		
SELENIUM	5.2		
SILVER	1	U	
THALLIUM	0.14	B	A
VANADIUM	20	U	
ZINC	264		

Parameter	Result	Val Qual	Qual Code
ANTIMONY	2	U	
ARSENIC	12.8		
BARIUM	12.8		
BERYLLIUM	0.087	B	A
CADMIUM	175		
CHROMIUM	7.8	K	D
COBALT	31		
COPPER	2.7	B	A
IRON	32400		
LEAD	0.34	B	A
MANGANESE	4080		
MERCURY	0.2	U	
MOLYBDENUM	2	U	
NICKEL	36.7		
SELENIUM	1.6		
SILVER	1	U	
THALLIUM	0.13	B	A
VANADIUM	20	U	
ZINC	120		

Parameter	Result	Val Qual	Qual Code
ANTIMONY	0.047	B	A
ARSENIC	10.7		
BARIUM	112		
BERYLLIUM	1	U	
CADMIUM	1	U	
CHROMIUM	2.1	K	D
COBALT	4.2		
COPPER	0.28	B	A
IRON	33300		
LEAD	0.043		
MANGANESE	1500		
MERCURY	0.2	U	
MOLYBDENUM	2		
NICKEL	2.6		
SELENIUM	0.41		
SILVER	1	U	
THALLIUM	1	U	
VANADIUM	0.79		
ZINC	3.3	B	A

PROJ_NO: 01660

SDG: 8H12110 MEDIA: WATER DATA FRACTION: MF

nsample	DMW-24I-081108	nsample	DMW-24S-081108	nsample	DMW-8D-081408
samp_date	8/11/2008	samp_date	8/11/2008	samp_date	8/14/2008
lab_id	A8H120110002	lab_id	A8H120110004	lab_id	A8H150118002
qc_type	NM	qc_type	NM	qc_type	NM
units	UG/L	units	UG/L	units	UG/L
Pct_Solids		Pct_Solids		Pct_Solids	
DUP_OF:		DUP_OF:		DUP_OF:	

Parameter	Result	Val Qual	Qual Code
ANTIMONY	0.054	B	A
ARSENIC	2.6		
BARIUM	22.1		
BERYLLIUM	2.2		
CADMIUM	0.23	B	A
CHROMIUM	2.7	K	D
COBALT	35		
COPPER	6.8		
IRON	5050		
LEAD	0.36	B	A
MANGANESE	748		
MERCURY	0.2	U	
MOLYBDENUM	2	U	
NICKEL	9.5		
SELENIUM	3.2		
SILVER	1	U	
THALLIUM	1	U	
VANADIUM	20	U	
ZINC	28.6	B	A

Parameter	Result	Val Qual	Qual Code
ANTIMONY	0.059	B	A
ARSENIC	36		
BARIUM	18.9		
BERYLLIUM	6.2		
CADMIUM	3.1		
CHROMIUM	12.2	K	D
COBALT	410		
COPPER	156		
IRON	87700		
LEAD	1.3		
MANGANESE	2930		
MERCURY	0.2	U	
MOLYBDENUM	2	U	
NICKEL	542		
SELENIUM	48.3		
SILVER	1	U	
THALLIUM	0.26	B	A
VANADIUM	82.4		
ZINC	1810		

Parameter	Result	Val Qual	Qual Code
ANTIMONY	2	U	
ARSENIC	1.6		
BARIUM	41.2		
BERYLLIUM	4.1		
CADMIUM	144		
CHROMIUM	0.53	K	D
COBALT	114		
COPPER	33		
IRON	235		
LEAD	1.6		
MANGANESE	2530		
MERCURY	0.2	U	
MOLYBDENUM	2	U	
NICKEL	65.7		
SELENIUM	2.1		
SILVER	1	U	
THALLIUM	1	U	
VANADIUM	20	U	
ZINC	178		

PROJ_NO: 01660

SDG: 8H12110 MEDIA: WATER DATA FRACTION: MF

nsample	DMW-8I-081408	nsample	DMW-8S-081408	nsample	MW-3-081108
samp_date	8/14/2008	samp_date	8/14/2008	samp_date	8/11/2008
lab_id	A8H150118003	lab_id	A8H150118004	lab_id	A8H120110006
qc_type	NM	qc_type	NM	qc_type	NM
units	UG/L	units	UG/L	units	UG/L
Pct_Solids		Pct_Solids		Pct_Solids	
DUP_OF:		DUP_OF:		DUP_OF:	

Parameter	Result	Val Qual	Qual Code
ANTIMONY	0.065	B	A
ARSENIC	16.4		
BARIUM	12.5		
BERYLLIUM	6.5		
CADMIUM	146		
CHROMIUM	5.2	K	D
COBALT	182		
COPPER	34.1		
IRON	9510		
LEAD	4.5		
MANGANESE	6620		
MERCURY	0.2	U	
MOLYBDENUM	2	U	
NICKEL	127		
SELENIUM	22.6		
SILVER	1	U	
THALLIUM	1	U	
VANADIUM	3.3		
ZINC	337		

Parameter	Result	Val Qual	Qual Code
ANTIMONY	0.089	B	A
ARSENIC	5		
BARIUM	12.2		
BERYLLIUM	0.41		
CADMIUM	0.28	B	A
CHROMIUM	1.1	K	D
COBALT	9.5		
COPPER	0.49	B	A
IRON	12000		
LEAD	0.34	B	A
MANGANESE	1510		
MERCURY	0.2	U	
MOLYBDENUM	2	U	
NICKEL	12.7		
SELENIUM	1		
SILVER	1	U	
THALLIUM	1	U	
VANADIUM	0.97		
ZINC	50.5		

Parameter	Result	Val Qual	Qual Code
ANTIMONY	0.059	B	A
ARSENIC	1.4		
BARIUM	35.2		
BERYLLIUM	1	U	
CADMIUM	1	U	
CHROMIUM	1.5	K	D
COBALT	0.83		
COPPER	0.2	B	A
IRON	6900		
LEAD	0.072	B	A
MANGANESE	139		
MERCURY	0.2	U	
MOLYBDENUM	2	U	
NICKEL	0.74		
SELENIUM	0.24		
SILVER	1	U	
THALLIUM	1	U	
VANADIUM	3.5		
ZINC	11.8	B	A

PROJ_NO: 01660

SDG: 8H12110 MEDIA: WATER DATA FRACTION: MISC

nsample	DMW-10I-081508	nsample	DMW-11I-081108	nsample	DMW-11S-081108
samp_date	8/15/2008	samp_date	8/11/2008	samp_date	8/11/2008
lab_id	A8H160110004	lab_id	A8H120110005	lab_id	A8H120110003
qc_type	NM	qc_type	NM	qc_type	NM
Pct_Solids		Pct_Solids		Pct_Solids	
DUP_OF:		DUP_OF:		DUP_OF:	

Parameter	units	Result	Val Qual	Qual Code
HEXAVALENT CHROMIUM	MG/L	0.02	U	

Parameter	units	Result	Val Qual	Qual Code
HEXAVALENT CHROMIUM	MG/L	0.02	U	

Parameter	units	Result	Val Qual	Qual Code
HEXAVALENT CHROMIUM	MG/L	0.02	U	

PROJ_NO: 01660

SDG: 8H12110 MEDIA: WATER DATA FRACTION: MISC

nsample	DMW-1A-081508	nsample	DMW-1B-081508DL	nsample	DMW-23S-081108
samp_date	8/15/2008	samp_date	8/15/2008	samp_date	8/11/2008
lab_id	A8H160110002	lab_id	A8H160110003	lab_id	A8H120110007
qc_type	NM	qc_type	NM	qc_type	NM
Pct_Solids		Pct_Solids		Pct_Solids	
DUP_OF:		DUP_OF:		DUP_OF:	

Parameter	units	Result	Val Qual	Qual Code
HEXAVALENT CHROMIUM	MG/L	0.02	U	

Parameter	units	Result	Val Qual	Qual Code
HEXAVALENT CHROMIUM	MG/L	0.01		

Parameter	units	Result	Val Qual	Qual Code
HEXAVALENT CHROMIUM	MG/L	0.02	U	

PROJ_NO: 01660

SDG: 8H12110 MEDIA: WATER DATA FRACTION: MISC

nsample	DMW-24I-081108	nsample	DMW-24S-081108	nsample	DMW-8D-081408
samp_date	8/11/2008	samp_date	8/11/2008	samp_date	8/14/2008
lab_id	A8H120110002	lab_id	A8H120110004	lab_id	A8H150118002
qc_type	NM	qc_type	NM	qc_type	NM
Pct_Solids		Pct_Solids		Pct_Solids	
DUP_OF:		DUP_OF:		DUP_OF:	

Parameter	units	Result	Val Qual	Qual Code
HEXAVALENT CHROMIUM	MG/L	0.02	U	

Parameter	units	Result	Val Qual	Qual Code
HEXAVALENT CHROMIUM	MG/L	0.02	U	

Parameter	units	Result	Val Qual	Qual Code
HEXAVALENT CHROMIUM	MG/L	0.02	U	

PROJ_NO: 01660

SDG: 8H12110 MEDIA: WATER DATA FRACTION: MISC

nsample	DMW-8I-081408DL	nsample	DMW-8S-081408	nsample	MW-3-081108
samp_date	8/14/2008	samp_date	8/14/2008	samp_date	8/11/2008
lab_id	A8H150118003	lab_id	A8H150118004	lab_id	A8H120110006
qc_type	NM	qc_type	NM	qc_type	NM
Pct_Solids		Pct_Solids		Pct_Solids	
DUP_OF:		DUP_OF:		DUP_OF:	

Parameter	units	Result	Val Qual	Qual Code
HEXAVALENT CHROMIUM	MG/L	0.1		

Parameter	units	Result	Val Qual	Qual Code
HEXAVALENT CHROMIUM	MG/L	0.009		

Parameter	units	Result	Val Qual	Qual Code
HEXAVALENT CHROMIUM	MG/L	0.02	U	

Qualifier Codes:

a	=	Lab Blank Contamination
b	=	Field Blank Contamination
c	=	Calibration (i.e., %RSDs, %Ds, ICVs, CCVs, RPDs, RRFs, etc.) Noncompliance
d	=	MS/MSD Noncompliance
e	=	LSC/LSCD Noncompliance
f	=	Laboratory Duplicate Imprecision
g	=	Field Duplicate Imprecision
h	=	Holding Time Exceedance
i	=	ICP Serial Dilution Noncompliance
j	=	GFAA PDS – GFAA MSA's r<0.995 (correlation coefficient)
k	=	ICP Interference – include ICSAB %Rs
l	=	Instrument Calibration Range Exceedance
m	=	Sample Preservation
n	=	Internal Standard Noncompliance
o	=	Poor Instrument Performance (i.e. baseline drifting)
p	=	Uncertainty Near Detection Limit (<2 x IDL for inorganics and < CRQL for organics)
q	=	Other Problems (can encompass of number of issues)
r	=	Surrogates Recovery Noncompliance
s	=	Pesticide/PCB Resolution
t	=	% Breakdown Noncompliance for DDT and Endrin
u	=	Pesticide/PCB % Difference Between Columns for Positive Results
v	=	Non-linear Calibrations, Tuning r <0.995 (correlation coefficient)

APPENDIX B

Results as Reported by the Laboratory

Tetra Tech NUS, Inc

Client Sample ID: DMW-24I-081108

TOTAL Metals

Lot-Sample #...: A8H120110-002 **Matrix.....:** WG
Date Sampled...: 08/11/08 11:45 **Date Received..:** 08/12/08

PARAMETER	RESULT	REPORTING LIMIT	UNITS	METHOD	PREPARATION-ANALYSIS DATE	WORK ORDER #
Prep Batch #...: 8231017						
Silver	ND	1.0	ug/L	SW846 6020	08/18-08/21/08	KTORM1AT
		Dilution Factor: 1		Analysis Time..: 17:35	Analyst ID.....: 002260	
		Instrument ID..: I8		MDL.....: 0.0026		
Arsenic	**2.9 B**	**5.0**	**ug/L**	**SW846 6020**	**08/18-08/21/08**	**KTORM1AE**
		Dilution Factor: 1		Analysis Time..: 17:35	Analyst ID.....: 002260	
		Instrument ID..: I8		MDL.....: 0.13		
Barium	**22.3 J**	**1.0**	**ug/L**	**SW846 6020**	**08/18-08/21/08**	**KTORM1AF**
		Dilution Factor: 1		Analysis Time..: 17:35	Analyst ID.....: 002260	
		Instrument ID..: I8		MDL.....: 0.014		
Beryllium	**2.4**	**1.0**	**ug/L**	**SW846 6020**	**08/18-08/21/08**	**KTORM1AG**
		Dilution Factor: 1		Analysis Time..: 17:35	Analyst ID.....: 002260	
		Instrument ID..: I8		MDL.....: 0.012		
Cadmium	**0.24 B**	**1.0**	**ug/L**	**SW846 6020**	**08/18-08/21/08**	**KTORM1AH**
		Dilution Factor: 1		Analysis Time..: 17:35	Analyst ID.....: 002260	
		Instrument ID..: I8		MDL.....: 0.0061		
Cobalt	**35.3**	**1.0**	**ug/L**	**SW846 6020**	**08/18-08/21/08**	**KTORM1AJ**
		Dilution Factor: 1		Analysis Time..: 17:35	Analyst ID.....: 002260	
		Instrument ID..: I8		MDL.....: 0.0041		
Chromium	**4.6**	**2.0**	**ug/L**	**SW846 6020**	**08/18-08/21/08**	**KTORM1AX**
		Dilution Factor: 1		Analysis Time..: 17:35	Analyst ID.....: 002260	
		Instrument ID..: I8		MDL.....: 0.069		
Copper	**16.1 J**	**2.0**	**ug/L**	**SW846 6020**	**08/18-08/21/08**	**KTORM1AK**
		Dilution Factor: 1		Analysis Time..: 17:35	Analyst ID.....: 002260	
		Instrument ID..: I8		MDL.....: 0.051		
Iron	**6210 J**	**50.0**	**ug/L**	**SW846 6020**	**08/18-08/21/08**	**KTORM1AL**
		Dilution Factor: 1		Analysis Time..: 17:35	Analyst ID.....: 002260	
		Instrument ID..: I8		MDL.....: 1.1		
Manganese	**654 J**	**1.0**	**ug/L**	**SW846 6020**	**08/18-08/21/08**	**KTORM1AN**
		Dilution Factor: 1		Analysis Time..: 17:35	Analyst ID.....: 002260	
		Instrument ID..: I8		MDL.....: 0.027		

(Continued on next page)

Tetra Tech NUS, Inc

Client Sample ID: DMW-24I-081108

TOTAL Metals

Lot-Sample #...: A8H120110-002 Matrix.....: WG

PARAMETER	RESULT	REPORTING LIMIT	UNITS	METHOD	PREPARATION-ANALYSIS DATE	WORK ORDER #
Molybdenum	**0.14 B**	**2.0**	**ug/L**	**SW846 6020**	**08/18-08/21/08**	**KTORM1AP**
		Dilution Factor: 1		Analysis Time..: 17:35	Analyst ID.....: 002260	
		Instrument ID..: I8		MDL.....: 0.12		
Nickel	**9.7 J**	**2.0**	**ug/L**	**SW846 6020**	**08/18-08/21/08**	**KTORM1AQ**
		Dilution Factor: 1		Analysis Time..: 17:35	Analyst ID.....: 002260	
		Instrument ID..: I8		MDL.....: 0.053		
Lead	**0.60 B,J**	**1.0**	**ug/L**	**SW846 6020**	**08/18-08/21/08**	**KTORM1AM**
		Dilution Factor: 1		Analysis Time..: 17:35	Analyst ID.....: 002260	
		Instrument ID..: I8		MDL.....: 0.018		
Antimony	**0.15 B**	**2.0**	**ug/L**	**SW846 6020**	**08/18-08/21/08**	**KTORM1AD**
		Dilution Factor: 1		Analysis Time..: 17:35	Analyst ID.....: 002260	
		Instrument ID..: I8		MDL.....: 0.035		
Selenium	**3.2 B**	**5.0**	**ug/L**	**SW846 6020**	**08/18-08/21/08**	**KTORM1AR**
		Dilution Factor: 1		Analysis Time..: 17:35	Analyst ID.....: 002260	
		Instrument ID..: I8		MDL.....: 0.14		
Thallium	ND	1.0	ug/L	SW846 6020	08/18-08/21/08	KTORM1AU
		Dilution Factor: 1		Analysis Time..: 17:35	Analyst ID.....: 002260	
		Instrument ID..: I8		MDL.....: 0.11		
Vanadium	**1.3 B**	**20.0**	**ug/L**	**SW846 6020**	**08/18-08/21/08**	**KTORM1AV**
		Dilution Factor: 1		Analysis Time..: 17:35	Analyst ID.....: 002260	
		Instrument ID..: I8		MDL.....: 0.46		
Zinc	**28.3 J**	**20.0**	**ug/L**	**SW846 6020**	**08/18-08/21/08**	**KTORM1AW**
		Dilution Factor: 1		Analysis Time..: 17:35	Analyst ID.....: 002260	
		Instrument ID..: I8		MDL.....: 0.20		
Mercury	ND	0.20	ug/L	SW846 7470A	08/18-08/19/08	KTORM1A0
		Dilution Factor: 1		Analysis Time..: 12:17	Analyst ID.....: 001576	
		Instrument ID..: H1		MDL.....: 0.10		

NOTE(S):

B Estimated result. Result is less than RL.

J Method blank contamination. The associated method blank contains the target analyte at a reportable level.

Tetra Tech NUS, Inc

Client Sample ID: DMW-24I-081108

DISSOLVED Metals

Lot-Sample #...: A8H120110-002 **Matrix.....:** WG
Date Sampled...: 08/11/08 11:45 **Date Received..:** 08/12/08

PARAMETER	RESULT	REPORTING LIMIT	UNITS	METHOD	PREPARATION-ANALYSIS DATE	WORK ORDER #
Prep Batch #...: 8231017						
Silver	ND	1.0	ug/L	SW846 6020	08/18-08/21/08	KT0RM1CF
		Dilution Factor: 1		Analysis Time..: 17:39	Analyst ID.....: 002260	
		Instrument ID..: I8		MDL.....: 0.0026		
Arsenic	**2.6 B**	**5.0**	**ug/L**	**SW846 6020**	**08/18-08/21/08**	**KT0RM1A2**
		Dilution Factor: 1		Analysis Time..: 17:39	Analyst ID.....: 002260	
		Instrument ID..: I8		MDL.....: 0.13		
Barium	**22.1 J**	**1.0**	**ug/L**	**SW846 6020**	**08/18-08/21/08**	**KT0RM1A3**
		Dilution Factor: 1		Analysis Time..: 17:39	Analyst ID.....: 002260	
		Instrument ID..: I8		MDL.....: 0.014		
Beryllium	**2.2**	**1.0**	**ug/L**	**SW846 6020**	**08/18-08/21/08**	**KT0RM1A4**
		Dilution Factor: 1		Analysis Time..: 17:39	Analyst ID.....: 002260	
		Instrument ID..: I8		MDL.....: 0.012		
Cadmium	**0.23 B**	**1.0**	**ug/L**	**SW846 6020**	**08/18-08/21/08**	**KT0RM1A5**
		Dilution Factor: 1		Analysis Time..: 17:39	Analyst ID.....: 002260	
		Instrument ID..: I8		MDL.....: 0.0061		
Cobalt	**35.0**	**1.0**	**ug/L**	**SW846 6020**	**08/18-08/21/08**	**KT0RM1A6**
		Dilution Factor: 1		Analysis Time..: 17:39	Analyst ID.....: 002260	
		Instrument ID..: I8		MDL.....: 0.0041		
Chromium	**2.7**	**2.0**	**ug/L**	**SW846 6020**	**08/18-08/21/08**	**KT0RM1CK**
		Dilution Factor: 1		Analysis Time..: 17:39	Analyst ID.....: 002260	
		Instrument ID..: I8		MDL.....: 0.069		
Copper	**6.8 J**	**2.0**	**ug/L**	**SW846 6020**	**08/18-08/21/08**	**KT0RM1A7**
		Dilution Factor: 1		Analysis Time..: 17:39	Analyst ID.....: 002260	
		Instrument ID..: I8		MDL.....: 0.051		
Iron	**5050 J**	**50.0**	**ug/L**	**SW846 6020**	**08/18-08/21/08**	**KT0RM1A8**
		Dilution Factor: 1		Analysis Time..: 17:39	Analyst ID.....: 002260	
		Instrument ID..: I8		MDL.....: 1.1		
Manganese	**748 J**	**1.0**	**ug/L**	**SW846 6020**	**08/18-08/21/08**	**KT0RM1CA**
		Dilution Factor: 1		Analysis Time..: 17:39	Analyst ID.....: 002260	
		Instrument ID..: I8		MDL.....: 0.027		

(Continued on next page)

Tetra Tech NUS, Inc

Client Sample ID: DMW-24I-081108

DISSOLVED Metals

Lot-Sample #...: A8H120110-002 **Matrix.....:** WG

PARAMETER	RESULT	REPORTING LIMIT	UNITS	METHOD	PREPARATION-ANALYSIS DATE	WORK ORDER #
Molybdenum	ND	2.0	ug/L	SW846 6020	08/18-08/21/08	KT0RM1CC
		Dilution Factor: 1		Analysis Time..: 17:39	Analyst ID.....: 002260	
		Instrument ID..: I8		MDL.....: 0.12		
Nickel	**9.5 J**	**2.0**	**ug/L**	**SW846 6020**	**08/18-08/21/08**	**KT0RM1CD**
		Dilution Factor: 1		Analysis Time..: 17:39	Analyst ID.....: 002260	
		Instrument ID..: I8		MDL.....: 0.053		
Lead	**0.36 B,J**	**1.0**	**ug/L**	**SW846 6020**	**08/18-08/21/08**	**KT0RM1A9**
		Dilution Factor: 1		Analysis Time..: 17:39	Analyst ID.....: 002260	
		Instrument ID..: I8		MDL.....: 0.018		
Antimony	**0.054 B**	**2.0**	**ug/L**	**SW846 6020**	**08/18-08/21/08**	**KT0RM1A1**
		Dilution Factor: 1		Analysis Time..: 17:39	Analyst ID.....: 002260	
		Instrument ID..: I8		MDL.....: 0.035		
Selenium	**3.2 B**	**5.0**	**ug/L**	**SW846 6020**	**08/18-08/21/08**	**KT0RM1CE**
		Dilution Factor: 1		Analysis Time..: 17:39	Analyst ID.....: 002260	
		Instrument ID..: I8		MDL.....: 0.14		
Thallium	ND	1.0	ug/L	SW846 6020	08/18-08/21/08	KT0RM1CG
		Dilution Factor: 1		Analysis Time..: 17:39	Analyst ID.....: 002260	
		Instrument ID..: I8		MDL.....: 0.11		
Vanadium	ND	20.0	ug/L	SW846 6020	08/18-08/21/08	KT0RM1CH
		Dilution Factor: 1		Analysis Time..: 17:39	Analyst ID.....: 002260	
		Instrument ID..: I8		MDL.....: 0.46		
Zinc	**28.6 J**	**20.0**	**ug/L**	**SW846 6020**	**08/18-08/21/08**	**KT0RM1CJ**
		Dilution Factor: 1		Analysis Time..: 17:39	Analyst ID.....: 002260	
		Instrument ID..: I8		MDL.....: 0.20		
Mercury	ND	0.20	ug/L	SW846 7470A	08/18-08/19/08	KT0RM1CL
		Dilution Factor: 1		Analysis Time..: 12:20	Analyst ID.....: 001576	
		Instrument ID..: H1		MDL.....: 0.10		

NOTE(S):

B Estimated result. Result is less than RL.

J Method blank contamination. The associated method blank contains the target analyte at a reportable level.

Tetra Tech NUS, Inc

Client Sample ID: DMW-11S-081108

TOTAL Metals

Lot-Sample #...: A8H120110-003 Matrix.....: WG
Date Sampled...: 08/11/08 12:06 Date Received..: 08/12/08

PARAMETER	RESULT	REPORTING LIMIT	UNITS	METHOD	PREPARATION-ANALYSIS DATE	WORK ORDER #
Prep Batch #...: 8231017						
Silver	ND	1.0	ug/L	SW846 6020	08/18-08/21/08	KTORP1A5
		Dilution Factor: 1		Analysis Time..: 17:54	Analyst ID.....: 002260	
		Instrument ID..: I8		MDL.....: 0.0026		
Arsenic	**4.3 B**	**5.0**	**ug/L**	**SW846 6020**	**08/18-08/21/08**	**KTORP1AQ**
		Dilution Factor: 1		Analysis Time..: 17:54	Analyst ID.....: 002260	
		Instrument ID..: I8		MDL.....: 0.13		
Barium	**40.8 J**	**1.0**	**ug/L**	**SW846 6020**	**08/18-08/21/08**	**KTORP1AR**
		Dilution Factor: 1		Analysis Time..: 17:54	Analyst ID.....: 002260	
		Instrument ID..: I8		MDL.....: 0.014		
Beryllium	**0.069 B**	**1.0**	**ug/L**	**SW846 6020**	**08/18-08/21/08**	**KTORP1AT**
		Dilution Factor: 1		Analysis Time..: 17:54	Analyst ID.....: 002260	
		Instrument ID..: I8		MDL.....: 0.012		
Cadmium	**0.010 B**	**1.0**	**ug/L**	**SW846 6020**	**08/18-08/21/08**	**KTORP1AU**
		Dilution Factor: 1		Analysis Time..: 17:54	Analyst ID.....: 002260	
		Instrument ID..: I8		MDL.....: 0.0061		
Cobalt	**18.7**	**1.0**	**ug/L**	**SW846 6020**	**08/18-08/21/08**	**KTORP1AV**
		Dilution Factor: 1		Analysis Time..: 17:54	Analyst ID.....: 002260	
		Instrument ID..: I8		MDL.....: 0.0041		
Chromium	**0.50 B**	**2.0**	**ug/L**	**SW846 6020**	**08/18-08/21/08**	**KTORP1A9**
		Dilution Factor: 1		Analysis Time..: 17:54	Analyst ID.....: 002260	
		Instrument ID..: I8		MDL.....: 0.069		
Copper	**7.7 J**	**2.0**	**ug/L**	**SW846 6020**	**08/18-08/21/08**	**KTORP1AW**
		Dilution Factor: 1		Analysis Time..: 17:54	Analyst ID.....: 002260	
		Instrument ID..: I8		MDL.....: 0.051		
Iron	**15100 J**	**50.0**	**ug/L**	**SW846 6020**	**08/18-08/21/08**	**KTORP1AX**
		Dilution Factor: 1		Analysis Time..: 17:54	Analyst ID.....: 002260	
		Instrument ID..: I8		MDL.....: 1.1		
Manganese	**960 J**	**1.0**	**ug/L**	**SW846 6020**	**08/18-08/21/08**	**KTORP1A1**
		Dilution Factor: 1		Analysis Time..: 17:54	Analyst ID.....: 002260	
		Instrument ID..: I8		MDL.....: 0.027		

(Continued on next page)

Tetra Tech NUS, Inc

Client Sample ID: DMW-11S-081108

TOTAL Metals

Lot-Sample #...: A8H120110-003 **Matrix.....:** WG

PARAMETER	RESULT	REPORTING LIMIT	UNITS	METHOD	PREPARATION-ANALYSIS DATE	WORK ORDER #
Molybdenum	ND	2.0	ug/L	SW846 6020	08/18-08/21/08	KT0RP1A2
		Dilution Factor: 1		Analysis Time..: 17:54	Analyst ID.....: 002260	
		Instrument ID..: I8		MDL.....: 0.12		
Nickel	**7.7 J**	**2.0**	**ug/L**	**SW846 6020**	**08/18-08/21/08**	**KT0RP1A3**
		Dilution Factor: 1		Analysis Time..: 17:54	Analyst ID.....: 002260	
		Instrument ID..: I8		MDL.....: 0.053		
Lead	**1.1 J**	**1.0**	**ug/L**	**SW846 6020**	**08/18-08/21/08**	**KT0RP1A0**
		Dilution Factor: 1		Analysis Time..: 17:54	Analyst ID.....: 002260	
		Instrument ID..: I8		MDL.....: 0.018		
Antimony	**0.20 B**	**2.0**	**ug/L**	**SW846 6020**	**08/18-08/21/08**	**KT0RP1AP**
		Dilution Factor: 1		Analysis Time..: 17:54	Analyst ID.....: 002260	
		Instrument ID..: I8		MDL.....: 0.035		
Selenium	**1.2 B**	**5.0**	**ug/L**	**SW846 6020**	**08/18-08/21/08**	**KT0RP1A4**
		Dilution Factor: 1		Analysis Time..: 17:54	Analyst ID.....: 002260	
		Instrument ID..: I8		MDL.....: 0.14		
Thallium	ND	1.0	ug/L	SW846 6020	08/18-08/21/08	KT0RP1A6
		Dilution Factor: 1		Analysis Time..: 17:54	Analyst ID.....: 002260	
		Instrument ID..: I8		MDL.....: 0.11		
Vanadium	ND	20.0	ug/L	SW846 6020	08/18-08/21/08	KT0RP1A7
		Dilution Factor: 1		Analysis Time..: 17:54	Analyst ID.....: 002260	
		Instrument ID..: I8		MDL.....: 0.46		
Zinc	**44.5 J**	**20.0**	**ug/L**	**SW846 6020**	**08/18-08/21/08**	**KT0RP1A8**
		Dilution Factor: 1		Analysis Time..: 17:54	Analyst ID.....: 002260	
		Instrument ID..: I8		MDL.....: 0.20		
Mercury	ND	0.20	ug/L	SW846 7470A	08/18-08/19/08	KT0RP1AA
		Dilution Factor: 1		Analysis Time..: 12:34	Analyst ID.....: 001576	
		Instrument ID..: H1		MDL.....: 0.10		

NOTE(S):

B Estimated result. Result is less than RL.

J Method blank contamination. The associated method blank contains the target analyte at a reportable level.

Tetra Tech NUS, Inc

Client Sample ID: DMW-11S-081108

DISSOLVED Metals

Lot-Sample #...: A8H120110-003 **Matrix.....:** WG
Date Sampled...: 08/11/08 12:06 **Date Received..:** 08/12/08

PARAMETER	RESULT	REPORTING LIMIT	UNITS	METHOD	PREPARATION-ANALYSIS DATE	WORK ORDER #
Prep Batch #...: 8231017						
Silver	ND	1.0	ug/L	SW846 6020	08/18-08/21/08	KT0RP1CF
		Dilution Factor: 1		Analysis Time..: 17:58	Analyst ID.....: 002260	
		Instrument ID..: I8		MDL.....: 0.0026		
Arsenic	**4.4 B**	**5.0**	**ug/L**	**SW846 6020**	**08/18-08/21/08**	**KT0RP1AD**
		Dilution Factor: 1		Analysis Time..: 17:58	Analyst ID.....: 002260	
		Instrument ID..: I8		MDL.....: 0.13		
Barium	**40.1 J**	**1.0**	**ug/L**	**SW846 6020**	**08/18-08/21/08**	**KT0RP1AE**
		Dilution Factor: 1		Analysis Time..: 17:58	Analyst ID.....: 002260	
		Instrument ID..: I8		MDL.....: 0.014		
Beryllium	**0.055 B**	**1.0**	**ug/L**	**SW846 6020**	**08/18-08/21/08**	**KT0RP1AF**
		Dilution Factor: 1		Analysis Time..: 17:58	Analyst ID.....: 002260	
		Instrument ID..: I8		MDL.....: 0.012		
Cadmium	ND	1.0	ug/L	SW846 6020	08/18-08/21/08	KT0RP1AG
		Dilution Factor: 1		Analysis Time..: 17:58	Analyst ID.....: 002260	
		Instrument ID..: I8		MDL.....: 0.0061		
Cobalt	**18.3**	**1.0**	**ug/L**	**SW846 6020**	**08/18-08/21/08**	**KT0RP1AH**
		Dilution Factor: 1		Analysis Time..: 17:58	Analyst ID.....: 002260	
		Instrument ID..: I8		MDL.....: 0.0041		
Chromium	**0.32 B**	**2.0**	**ug/L**	**SW846 6020**	**08/18-08/21/08**	**KT0RP1CK**
		Dilution Factor: 1		Analysis Time..: 17:58	Analyst ID.....: 002260	
		Instrument ID..: I8		MDL.....: 0.069		
Copper	**0.97 B,J**	**2.0**	**ug/L**	**SW846 6020**	**08/18-08/21/08**	**KT0RP1AJ**
		Dilution Factor: 1		Analysis Time..: 17:58	Analyst ID.....: 002260	
		Instrument ID..: I8		MDL.....: 0.051		
Iron	**14700 J**	**50.0**	**ug/L**	**SW846 6020**	**08/18-08/21/08**	**KT0RP1AK**
		Dilution Factor: 1		Analysis Time..: 17:58	Analyst ID.....: 002260	
		Instrument ID..: I8		MDL.....: 1.1		
Manganese	**1020 J**	**1.0**	**ug/L**	**SW846 6020**	**08/18-08/21/08**	**KT0RP1CA**
		Dilution Factor: 1		Analysis Time..: 17:58	Analyst ID.....: 002260	
		Instrument ID..: I8		MDL.....: 0.027		

(Continued on next page)

Tetra Tech NUS, Inc

Client Sample ID: DMW-11S-081108

DISSOLVED Metals

Lot-Sample #...: A8H120110-003 **Matrix.....:** WG

PARAMETER	RESULT	REPORTING LIMIT	UNITS	METHOD	PREPARATION-ANALYSIS DATE	WORK ORDER #
Molybdenum	ND	2.0	ug/L	SW846 6020	08/18-08/21/08	KT0RP1CC
		Dilution Factor: 1		Analysis Time..: 17:58	Analyst ID.....: 002260	
		Instrument ID..: I8		MDL.....: 0.12		
Nickel	**7.3 J**	**2.0**	**ug/L**	**SW846 6020**	**08/18-08/21/08**	**KT0RP1CD**
		Dilution Factor: 1		Analysis Time..: 17:58	Analyst ID.....: 002260	
		Instrument ID..: I8		MDL.....: 0.053		
Lead	**0.72 B,J**	**1.0**	**ug/L**	**SW846 6020**	**08/18-08/21/08**	**KT0RP1AL**
		Dilution Factor: 1		Analysis Time..: 17:58	Analyst ID.....: 002260	
		Instrument ID..: I8		MDL.....: 0.018		
Antimony	**0.15 B**	**2.0**	**ug/L**	**SW846 6020**	**08/18-08/21/08**	**KT0RP1AC**
		Dilution Factor: 1		Analysis Time..: 17:58	Analyst ID.....: 002260	
		Instrument ID..: I8		MDL.....: 0.035		
Selenium	**1.2 B**	**5.0**	**ug/L**	**SW846 6020**	**08/18-08/21/08**	**KT0RP1CE**
		Dilution Factor: 1		Analysis Time..: 17:58	Analyst ID.....: 002260	
		Instrument ID..: I8		MDL.....: 0.14		
Thallium	ND	1.0	ug/L	SW846 6020	08/18-08/21/08	KT0RP1CG
		Dilution Factor: 1		Analysis Time..: 17:58	Analyst ID.....: 002260	
		Instrument ID..: I8		MDL.....: 0.11		
Vanadium	ND	20.0	ug/L	SW846 6020	08/18-08/21/08	KT0RP1CH
		Dilution Factor: 1		Analysis Time..: 17:58	Analyst ID.....: 002260	
		Instrument ID..: I8		MDL.....: 0.46		
Zinc	**42.8 J**	**20.0**	**ug/L**	**SW846 6020**	**08/18-08/21/08**	**KT0RP1CJ**
		Dilution Factor: 1		Analysis Time..: 17:58	Analyst ID.....: 002260	
		Instrument ID..: I8		MDL.....: 0.20		
Mercury	ND	0.20	ug/L	SW846 7470A	08/18-08/19/08	KT0RP1CL
		Dilution Factor: 1		Analysis Time..: 12:35	Analyst ID.....: 001576	
		Instrument ID..: H1		MDL.....: 0.10		

NOTE(S):

B Estimated result. Result is less than RL.

J Method blank contamination. The associated method blank contains the target analyte at a reportable level.

Tetra Tech NUS, Inc

Client Sample ID: DMW-24S-081108

TOTAL Metals

Lot-Sample #...: A8H120110-004 Matrix.....: WG
Date Sampled...: 08/11/08 13:20 Date Received..: 08/12/08

PARAMETER	RESULT	REPORTING LIMIT	UNITS	METHOD	PREPARATION-ANALYSIS DATE	WORK ORDER #
Prep Batch #...: 8231017						
Silver	0.0050 B	1.0	ug/L	SW846 6020	08/18-08/21/08	KTORQ1A5
		Dilution Factor: 1		Analysis Time..: 18:02	Analyst ID.....: 002260	
		Instrument ID..: I8		MDL.....: 0.0026		
Arsenic	36.7	5.0	ug/L	SW846 6020	08/18-08/21/08	KTORQ1AQ
		Dilution Factor: 1		Analysis Time..: 18:02	Analyst ID.....: 002260	
		Instrument ID..: I8		MDL.....: 0.13		
Barium	18.9 J	1.0	ug/L	SW846 6020	08/18-08/21/08	KTORQ1AR
		Dilution Factor: 1		Analysis Time..: 18:02	Analyst ID.....: 002260	
		Instrument ID..: I8		MDL.....: 0.014		
Beryllium	5.9	1.0	ug/L	SW846 6020	08/18-08/21/08	KTORQ1AT
		Dilution Factor: 1		Analysis Time..: 18:02	Analyst ID.....: 002260	
		Instrument ID..: I8		MDL.....: 0.012		
Cadmium	3.1	1.0	ug/L	SW846 6020	08/18-08/21/08	KTORQ1AU
		Dilution Factor: 1		Analysis Time..: 18:02	Analyst ID.....: 002260	
		Instrument ID..: I8		MDL.....: 0.0061		
Cobalt	404	1.0	ug/L	SW846 6020	08/18-08/21/08	KTORQ1AV
		Dilution Factor: 1		Analysis Time..: 18:02	Analyst ID.....: 002260	
		Instrument ID..: I8		MDL.....: 0.0041		
Chromium	12.3	2.0	ug/L	SW846 6020	08/18-08/21/08	KTORQ1A9
		Dilution Factor: 1		Analysis Time..: 18:02	Analyst ID.....: 002260	
		Instrument ID..: I8		MDL.....: 0.069		
Copper	162 J	2.0	ug/L	SW846 6020	08/18-08/21/08	KTORQ1AW
		Dilution Factor: 1		Analysis Time..: 18:02	Analyst ID.....: 002260	
		Instrument ID..: I8		MDL.....: 0.051		
Iron	86200 J	50.0	ug/L	SW846 6020	08/18-08/21/08	KTORQ1AX
		Dilution Factor: 1		Analysis Time..: 18:02	Analyst ID.....: 002260	
		Instrument ID..: I8		MDL.....: 1.1		
Manganese	2960 J	1.0	ug/L	SW846 6020	08/18-08/21/08	KTORQ1A1
		Dilution Factor: 1		Analysis Time..: 18:02	Analyst ID.....: 002260	
		Instrument ID..: I8		MDL.....: 0.027		

(Continued on next page)

Tetra Tech NUS, Inc

Client Sample ID: DMW-24S-081108

TOTAL Metals

Lot-Sample #...: A8H120110-004 **Matrix.....:** WG

PARAMETER	RESULT	REPORTING LIMIT	UNITS	METHOD	PREPARATION-ANALYSIS DATE	WORK ORDER #
Molybdenum	ND	2.0	ug/L	SW846 6020	08/18-08/21/08	KT0RQ1A2
		Dilution Factor: 1		Analysis Time..: 18:02	Analyst ID.....: 002260	
		Instrument ID..: I8		MDL.....: 0.12		
Nickel	**530 J**	**2.0**	**ug/L**	**SW846 6020**	**08/18-08/21/08**	**KT0RQ1A3**
		Dilution Factor: 1		Analysis Time..: 18:02	Analyst ID.....: 002260	
		Instrument ID..: I8		MDL.....: 0.053		
Lead	**1.3 J**	**1.0**	**ug/L**	**SW846 6020**	**08/18-08/21/08**	**KT0RQ1A0**
		Dilution Factor: 1		Analysis Time..: 18:02	Analyst ID.....: 002260	
		Instrument ID..: I8		MDL.....: 0.018		
Antimony	**0.046 B**	**2.0**	**ug/L**	**SW846 6020**	**08/18-08/21/08**	**KT0RQ1AP**
		Dilution Factor: 1		Analysis Time..: 18:02	Analyst ID.....: 002260	
		Instrument ID..: I8		MDL.....: 0.035		
Selenium	**47.2**	**5.0**	**ug/L**	**SW846 6020**	**08/18-08/21/08**	**KT0RQ1A4**
		Dilution Factor: 1		Analysis Time..: 18:02	Analyst ID.....: 002260	
		Instrument ID..: I8		MDL.....: 0.14		
Thallium	**0.29 B**	**1.0**	**ug/L**	**SW846 6020**	**08/18-08/21/08**	**KT0RQ1A6**
		Dilution Factor: 1		Analysis Time..: 18:02	Analyst ID.....: 002260	
		Instrument ID..: I8		MDL.....: 0.11		
Vanadium	**81.8**	**20.0**	**ug/L**	**SW846 6020**	**08/18-08/21/08**	**KT0RQ1A7**
		Dilution Factor: 1		Analysis Time..: 18:02	Analyst ID.....: 002260	
		Instrument ID..: I8		MDL.....: 0.46		
Zinc	**1780 J**	**20.0**	**ug/L**	**SW846 6020**	**08/18-08/21/08**	**KT0RQ1A8**
		Dilution Factor: 1		Analysis Time..: 18:02	Analyst ID.....: 002260	
		Instrument ID..: I8		MDL.....: 0.20		
Mercury	ND	0.20	ug/L	SW846 7470A	08/18-08/19/08	KT0RQ1AA
		Dilution Factor: 1		Analysis Time..: 12:24	Analyst ID.....: 001576	
		Instrument ID..: H1		MDL.....: 0.10		

NOTE(S):

B Estimated result. Result is less than RL.

J Method blank contamination. The associated method blank contains the target analyte at a reportable level.

Tetra Tech NUS, Inc

Client Sample ID: DMW-24S-081108

DISSOLVED Metals

Lot-Sample #...: A8H120110-004 **Matrix.....:** WG
Date Sampled...: 08/11/08 13:20 **Date Received..:** 08/12/08

PARAMETER	RESULT	REPORTING LIMIT	UNITS	METHOD	PREPARATION-ANALYSIS DATE	WORK ORDER #
Prep Batch #...: 8231017						
Silver	ND	1.0	ug/L	SW846 6020	08/18-08/21/08	KT0RQ1CF
		Dilution Factor: 1		Analysis Time..: 18:06	Analyst ID.....: 002260	
		Instrument ID..: I8		MDL.....: 0.0026		
Arsenic	**36.0**	**5.0**	**ug/L**	**SW846 6020**	**08/18-08/21/08**	**KT0RQ1AD**
		Dilution Factor: 1		Analysis Time..: 18:06	Analyst ID.....: 002260	
		Instrument ID..: I8		MDL.....: 0.13		
Barium	**18.9 J**	**1.0**	**ug/L**	**SW846 6020**	**08/18-08/21/08**	**KT0RQ1AE**
		Dilution Factor: 1		Analysis Time..: 18:06	Analyst ID.....: 002260	
		Instrument ID..: I8		MDL.....: 0.014		
Beryllium	**6.2**	**1.0**	**ug/L**	**SW846 6020**	**08/18-08/21/08**	**KT0RQ1AF**
		Dilution Factor: 1		Analysis Time..: 18:06	Analyst ID.....: 002260	
		Instrument ID..: I8		MDL.....: 0.012		
Cadmium	**3.1**	**1.0**	**ug/L**	**SW846 6020**	**08/18-08/21/08**	**KT0RQ1AG**
		Dilution Factor: 1		Analysis Time..: 18:06	Analyst ID.....: 002260	
		Instrument ID..: I8		MDL.....: 0.0061		
Cobalt	**410**	**1.0**	**ug/L**	**SW846 6020**	**08/18-08/21/08**	**KT0RQ1AH**
		Dilution Factor: 1		Analysis Time..: 18:06	Analyst ID.....: 002260	
		Instrument ID..: I8		MDL.....: 0.0041		
Chromium	**12.2**	**2.0**	**ug/L**	**SW846 6020**	**08/18-08/21/08**	**KT0RQ1CK**
		Dilution Factor: 1		Analysis Time..: 18:06	Analyst ID.....: 002260	
		Instrument ID..: I8		MDL.....: 0.069		
Copper	**156 J**	**2.0**	**ug/L**	**SW846 6020**	**08/18-08/21/08**	**KT0RQ1AJ**
		Dilution Factor: 1		Analysis Time..: 18:06	Analyst ID.....: 002260	
		Instrument ID..: I8		MDL.....: 0.051		
Iron	**87700 J**	**50.0**	**ug/L**	**SW846 6020**	**08/18-08/21/08**	**KT0RQ1AK**
		Dilution Factor: 1		Analysis Time..: 18:06	Analyst ID.....: 002260	
		Instrument ID..: I8		MDL.....: 1.1		
Manganese	**2930 J**	**1.0**	**ug/L**	**SW846 6020**	**08/18-08/21/08**	**KT0RQ1CA**
		Dilution Factor: 1		Analysis Time..: 18:06	Analyst ID.....: 002260	
		Instrument ID..: I8		MDL.....: 0.027		

(Continued on next page)

Tetra Tech NUS, Inc

Client Sample ID: DMW-24S-081108

DISSOLVED Metals

Lot-Sample #...: A8H120110-004 **Matrix.....:** WG

PARAMETER	RESULT	REPORTING LIMIT	UNITS	METHOD	PREPARATION-ANALYSIS DATE	WORK ORDER #
Molybdenum	ND	2.0	ug/L	SW846 6020	08/18-08/21/08	KT0RQ1CC
		Dilution Factor: 1		Analysis Time..: 18:06	Analyst ID.....: 002260	
		Instrument ID..: I8		MDL.....: 0.12		
Nickel	**542 J**	**2.0**	**ug/L**	**SW846 6020**	**08/18-08/21/08**	**KT0RQ1CD**
		Dilution Factor: 1		Analysis Time..: 18:06	Analyst ID.....: 002260	
		Instrument ID..: I8		MDL.....: 0.053		
Lead	**1.3 J**	**1.0**	**ug/L**	**SW846 6020**	**08/18-08/21/08**	**KT0RQ1AL**
		Dilution Factor: 1		Analysis Time..: 18:06	Analyst ID.....: 002260	
		Instrument ID..: I8		MDL.....: 0.018		
Antimony	**0.059 B**	**2.0**	**ug/L**	**SW846 6020**	**08/18-08/21/08**	**KT0RQ1AC**
		Dilution Factor: 1		Analysis Time..: 18:06	Analyst ID.....: 002260	
		Instrument ID..: I8		MDL.....: 0.035		
Selenium	**48.3**	**5.0**	**ug/L**	**SW846 6020**	**08/18-08/21/08**	**KT0RQ1CE**
		Dilution Factor: 1		Analysis Time..: 18:06	Analyst ID.....: 002260	
		Instrument ID..: I8		MDL.....: 0.14		
Thallium	**0.26 B**	**1.0**	**ug/L**	**SW846 6020**	**08/18-08/21/08**	**KT0RQ1CG**
		Dilution Factor: 1		Analysis Time..: 18:06	Analyst ID.....: 002260	
		Instrument ID..: I8		MDL.....: 0.11		
Vanadium	**82.4**	**20.0**	**ug/L**	**SW846 6020**	**08/18-08/21/08**	**KT0RQ1CH**
		Dilution Factor: 1		Analysis Time..: 18:06	Analyst ID.....: 002260	
		Instrument ID..: I8		MDL.....: 0.46		
Zinc	**1810 J**	**20.0**	**ug/L**	**SW846 6020**	**08/18-08/21/08**	**KT0RQ1CJ**
		Dilution Factor: 1		Analysis Time..: 18:06	Analyst ID.....: 002260	
		Instrument ID..: I8		MDL.....: 0.20		
Mercury	ND	0.20	ug/L	SW846 7470A	08/18-08/19/08	KT0RQ1CL
		Dilution Factor: 1		Analysis Time..: 12:25	Analyst ID.....: 001576	
		Instrument ID..: H1		MDL.....: 0.10		

NOTE(S):

J Method blank contamination. The associated method blank contains the target analyte at a reportable level.

B Estimated result. Result is less than RL.

Tetra Tech NUS, Inc

Client Sample ID: DMW-11I-081108

TOTAL Metals

Lot-Sample #...: A8H120110-005 Matrix.....: WG
Date Sampled...: 08/11/08 13:26 Date Received..: 08/12/08

PARAMETER	RESULT	REPORTING LIMIT	UNITS	METHOD	PREPARATION-ANALYSIS DATE	WORK ORDER #
Prep Batch #...: 8231017						
Silver	ND	1.0	ug/L	SW846 6020	08/18-08/21/08	KT0RR1A5
		Dilution Factor: 1		Analysis Time..: 18:10	Analyst ID.....: 002260	
		Instrument ID..: I8		MDL.....: 0.0026		
Arsenic	**0.92 B**	**5.0**	**ug/L**	**SW846 6020**	**08/18-08/21/08**	**KT0RR1AQ**
		Dilution Factor: 1		Analysis Time..: 18:10	Analyst ID.....: 002260	
		Instrument ID..: I8		MDL.....: 0.13		
Barium	**5.5 J**	**1.0**	**ug/L**	**SW846 6020**	**08/18-08/21/08**	**KT0RR1AR**
		Dilution Factor: 1		Analysis Time..: 18:10	Analyst ID.....: 002260	
		Instrument ID..: I8		MDL.....: 0.014		
Beryllium	**0.042 B**	**1.0**	**ug/L**	**SW846 6020**	**08/18-08/21/08**	**KT0RR1AT**
		Dilution Factor: 1		Analysis Time..: 18:10	Analyst ID.....: 002260	
		Instrument ID..: I8		MDL.....: 0.012		
Cadmium	**0.011 B**	**1.0**	**ug/L**	**SW846 6020**	**08/18-08/21/08**	**KT0RR1AU**
		Dilution Factor: 1		Analysis Time..: 18:10	Analyst ID.....: 002260	
		Instrument ID..: I8		MDL.....: 0.0061		
Cobalt	**0.76 B**	**1.0**	**ug/L**	**SW846 6020**	**08/18-08/21/08**	**KT0RR1AV**
		Dilution Factor: 1		Analysis Time..: 18:10	Analyst ID.....: 002260	
		Instrument ID..: I8		MDL.....: 0.0041		
Chromium	**1.7 B**	**2.0**	**ug/L**	**SW846 6020**	**08/18-08/21/08**	**KT0RR1A9**
		Dilution Factor: 1		Analysis Time..: 18:10	Analyst ID.....: 002260	
		Instrument ID..: I8		MDL.....: 0.069		
Copper	**5.5 J**	**2.0**	**ug/L**	**SW846 6020**	**08/18-08/21/08**	**KT0RR1AW**
		Dilution Factor: 1		Analysis Time..: 18:10	Analyst ID.....: 002260	
		Instrument ID..: I8		MDL.....: 0.051		
Iron	**355 J**	**50.0**	**ug/L**	**SW846 6020**	**08/18-08/21/08**	**KT0RR1AX**
		Dilution Factor: 1		Analysis Time..: 18:10	Analyst ID.....: 002260	
		Instrument ID..: I8		MDL.....: 1.1		
Manganese	**21.0 J**	**1.0**	**ug/L**	**SW846 6020**	**08/18-08/21/08**	**KT0RR1A1**
		Dilution Factor: 1		Analysis Time..: 18:10	Analyst ID.....: 002260	
		Instrument ID..: I8		MDL.....: 0.027		

(Continued on next page)

Tetra Tech NUS, Inc

Client Sample ID: DMW-11I-081108

TOTAL Metals

Lot-Sample #...: A8H120110-005 **Matrix.....:** WG

PARAMETER	RESULT	REPORTING LIMIT	UNITS	METHOD	PREPARATION-ANALYSIS DATE	WORK ORDER #
Molybdenum	**0.56 B**	**2.0**	**ug/L**	**SW846 6020**	**08/18-08/21/08**	**KT0RR1A2**
		Dilution Factor: 1		Analysis Time..: 18:10	Analyst ID.....: 002260	
		Instrument ID..: I8		MDL.....: 0.12		
Nickel	**1.7 B,J**	**2.0**	**ug/L**	**SW846 6020**	**08/18-08/21/08**	**KT0RR1A3**
		Dilution Factor: 1		Analysis Time..: 18:10	Analyst ID.....: 002260	
		Instrument ID..: I8		MDL.....: 0.053		
Lead	**1.0 J**	**1.0**	**ug/L**	**SW846 6020**	**08/18-08/21/08**	**KT0RR1A0**
		Dilution Factor: 1		Analysis Time..: 18:10	Analyst ID.....: 002260	
		Instrument ID..: I8		MDL.....: 0.018		
Antimony	ND	2.0	ug/L	SW846 6020	08/18-08/21/08	KT0RR1AP
		Dilution Factor: 1		Analysis Time..: 18:10	Analyst ID.....: 002260	
		Instrument ID..: I8		MDL.....: 0.035		
Selenium	ND	5.0	ug/L	SW846 6020	08/18-08/21/08	KT0RR1A4
		Dilution Factor: 1		Analysis Time..: 18:10	Analyst ID.....: 002260	
		Instrument ID..: I8		MDL.....: 0.14		
Thallium	ND	1.0	ug/L	SW846 6020	08/18-08/21/08	KT0RR1A6
		Dilution Factor: 1		Analysis Time..: 18:10	Analyst ID.....: 002260	
		Instrument ID..: I8		MDL.....: 0.11		
Vanadium	**2.1 B**	**20.0**	**ug/L**	**SW846 6020**	**08/18-08/21/08**	**KT0RR1A7**
		Dilution Factor: 1		Analysis Time..: 18:10	Analyst ID.....: 002260	
		Instrument ID..: I8		MDL.....: 0.46		
Zinc	**15.9 B,J**	**20.0**	**ug/L**	**SW846 6020**	**08/18-08/21/08**	**KT0RR1A8**
		Dilution Factor: 1		Analysis Time..: 18:10	Analyst ID.....: 002260	
		Instrument ID..: I8		MDL.....: 0.20		
Mercury	**1.8**	**0.20**	**ug/L**	**SW846 7470A**	**08/18-08/19/08**	**KT0RR1AA**
		Dilution Factor: 1		Analysis Time..: 12:26	Analyst ID.....: 001576	
		Instrument ID..: H1		MDL.....: 0.10		

NOTE(S):

B Estimated result. Result is less than RL.

J Method blank contamination. The associated method blank contains the target analyte at a reportable level.

Tetra Tech NUS, Inc

Client Sample ID: DMW-11I-081108

DISSOLVED Metals

Lot-Sample #...: A8H120110-005 **Matrix.....:** WG
Date Sampled...: 08/11/08 13:26 **Date Received..:** 08/12/08

PARAMETER	RESULT	REPORTING LIMIT	UNITS	METHOD	PREPARATION-ANALYSIS DATE	WORK ORDER #
Prep Batch #...: 8231017						
Silver	ND	1.0	ug/L	SW846 6020	08/18-08/21/08	KT0RR1CF
		Dilution Factor: 1		Analysis Time..: 18:25	Analyst ID.....: 002260	
		Instrument ID..: I8		MDL.....: 0.0026		
Arsenic	**0.71 B**	**5.0**	**ug/L**	**SW846 6020**	**08/18-08/21/08**	**KT0RR1AD**
		Dilution Factor: 1		Analysis Time..: 18:25	Analyst ID.....: 002260	
		Instrument ID..: I8		MDL.....: 0.13		
Barium	**2.9 J**	**1.0**	**ug/L**	**SW846 6020**	**08/18-08/21/08**	**KT0RR1AE**
		Dilution Factor: 1		Analysis Time..: 18:25	Analyst ID.....: 002260	
		Instrument ID..: I8		MDL.....: 0.014		
Beryllium	**0.017 B**	**1.0**	**ug/L**	**SW846 6020**	**08/18-08/21/08**	**KT0RR1AF**
		Dilution Factor: 1		Analysis Time..: 18:25	Analyst ID.....: 002260	
		Instrument ID..: I8		MDL.....: 0.012		
Cadmium	**0.040 B**	**1.0**	**ug/L**	**SW846 6020**	**08/18-08/21/08**	**KT0RR1AG**
		Dilution Factor: 1		Analysis Time..: 18:25	Analyst ID.....: 002260	
		Instrument ID..: I8		MDL.....: 0.0061		
Cobalt	**0.80 B**	**1.0**	**ug/L**	**SW846 6020**	**08/18-08/21/08**	**KT0RR1AH**
		Dilution Factor: 1		Analysis Time..: 18:25	Analyst ID.....: 002260	
		Instrument ID..: I8		MDL.....: 0.0041		
Chromium	ND	2.0	ug/L	SW846 6020	08/18-08/21/08	KT0RR1CK
		Dilution Factor: 1		Analysis Time..: 18:25	Analyst ID.....: 002260	
		Instrument ID..: I8		MDL.....: 0.069		
Copper	**4.9 J**	**2.0**	**ug/L**	**SW846 6020**	**08/18-08/21/08**	**KT0RR1AJ**
		Dilution Factor: 1		Analysis Time..: 18:25	Analyst ID.....: 002260	
		Instrument ID..: I8		MDL.....: 0.051		
Iron	**79.3 J**	**50.0**	**ug/L**	**SW846 6020**	**08/18-08/21/08**	**KT0RR1AK**
		Dilution Factor: 1		Analysis Time..: 18:25	Analyst ID.....: 002260	
		Instrument ID..: I8		MDL.....: 1.1		
Manganese	**21.6 J**	**1.0**	**ug/L**	**SW846 6020**	**08/18-08/21/08**	**KT0RR1CA**
		Dilution Factor: 1		Analysis Time..: 18:25	Analyst ID.....: 002260	
		Instrument ID..: I8		MDL.....: 0.027		

(Continued on next page)

Tetra Tech NUS, Inc

Client Sample ID: DMW-11I-081108

DISSOLVED Metals

Lot-Sample #...: A8H120110-005 **Matrix.....:** WG

PARAMETER	RESULT	REPORTING LIMIT	UNITS	METHOD	PREPARATION-ANALYSIS DATE	WORK ORDER #
Molybdenum	**0.34 B**	**2.0**	**ug/L**	**SW846 6020**	**08/18-08/21/08**	**KT0RR1CC**
		Dilution Factor: 1		Analysis Time..: 18:25	Analyst ID.....: 002260	
		Instrument ID..: I8		MDL.....: 0.12		
Nickel	**1.8 B,J**	**2.0**	**ug/L**	**SW846 6020**	**08/18-08/21/08**	**KT0RR1CD**
		Dilution Factor: 1		Analysis Time..: 18:25	Analyst ID.....: 002260	
		Instrument ID..: I8		MDL.....: 0.053		
Lead	**0.49 B,J**	**1.0**	**ug/L**	**SW846 6020**	**08/18-08/21/08**	**KT0RR1AL**
		Dilution Factor: 1		Analysis Time..: 18:25	Analyst ID.....: 002260	
		Instrument ID..: I8		MDL.....: 0.018		
Antimony	ND	2.0	ug/L	SW846 6020	08/18-08/21/08	KT0RR1AC
		Dilution Factor: 1		Analysis Time..: 18:25	Analyst ID.....: 002260	
		Instrument ID..: I8		MDL.....: 0.035		
Selenium	ND	5.0	ug/L	SW846 6020	08/18-08/21/08	KT0RR1CE
		Dilution Factor: 1		Analysis Time..: 18:25	Analyst ID.....: 002260	
		Instrument ID..: I8		MDL.....: 0.14		
Thallium	ND	1.0	ug/L	SW846 6020	08/18-08/21/08	KT0RR1CG
		Dilution Factor: 1		Analysis Time..: 18:25	Analyst ID.....: 002260	
		Instrument ID..: I8		MDL.....: 0.11		
Vanadium	ND	20.0	ug/L	SW846 6020	08/18-08/21/08	KT0RR1CH
		Dilution Factor: 1		Analysis Time..: 18:25	Analyst ID.....: 002260	
		Instrument ID..: I8		MDL.....: 0.46		
Zinc	**19.1 B,J**	**20.0**	**ug/L**	**SW846 6020**	**08/18-08/21/08**	**KT0RR1CJ**
		Dilution Factor: 1		Analysis Time..: 18:25	Analyst ID.....: 002260	
		Instrument ID..: I8		MDL.....: 0.20		
Mercury	ND	0.20	ug/L	SW846 7470A	08/18-08/19/08	KT0RR1CL
		Dilution Factor: 1		Analysis Time..: 12:27	Analyst ID.....: 001576	
		Instrument ID..: H1		MDL.....: 0.10		

NOTE(S):

B Estimated result. Result is less than RL.

J Method blank contamination. The associated method blank contains the target analyte at a reportable level.

Tetra Tech NUS, Inc

Client Sample ID: MW-3-081108

TOTAL Metals

Lot-Sample #...: A8H120110-006 Matrix.....: WG
Date Sampled...: 08/11/08 16:09 Date Received..: 08/12/08

PARAMETER	RESULT	REPORTING LIMIT	UNITS	METHOD	PREPARATION-ANALYSIS DATE	WORK ORDER #
Prep Batch #...: 8231017						
Silver	ND	1.0	ug/L	SW846 6020	08/18-08/21/08	KTORT1A5
		Dilution Factor: 1		Analysis Time..: 18:29	Analyst ID.....: 002260	
		Instrument ID..: I8		MDL.....: 0.0026		
Arsenic	**1.5 B**	**5.0**	**ug/L**	**SW846 6020**	**08/18-08/21/08**	**KTORT1AQ**
		Dilution Factor: 1		Analysis Time..: 18:29	Analyst ID.....: 002260	
		Instrument ID..: I8		MDL.....: 0.13		
Barium	**33.9 J**	**1.0**	**ug/L**	**SW846 6020**	**08/18-08/21/08**	**KTORT1AR**
		Dilution Factor: 1		Analysis Time..: 18:29	Analyst ID.....: 002260	
		Instrument ID..: I8		MDL.....: 0.014		
Beryllium	ND	1.0	ug/L	SW846 6020	08/18-08/21/08	KTORT1AT
		Dilution Factor: 1		Analysis Time..: 18:29	Analyst ID.....: 002260	
		Instrument ID..: I8		MDL.....: 0.012		
Cadmium	**0.032 B**	**1.0**	**ug/L**	**SW846 6020**	**08/18-08/21/08**	**KTORT1AU**
		Dilution Factor: 1		Analysis Time..: 18:29	Analyst ID.....: 002260	
		Instrument ID..: I8		MDL.....: 0.0061		
Cobalt	**0.86 B**	**1.0**	**ug/L**	**SW846 6020**	**08/18-08/21/08**	**KTORT1AV**
		Dilution Factor: 1		Analysis Time..: 18:29	Analyst ID.....: 002260	
		Instrument ID..: I8		MDL.....: 0.0041		
Chromium	**1.9 B**	**2.0**	**ug/L**	**SW846 6020**	**08/18-08/21/08**	**KTORT1A9**
		Dilution Factor: 1		Analysis Time..: 18:29	Analyst ID.....: 002260	
		Instrument ID..: I8		MDL.....: 0.069		
Copper	**2.8 J**	**2.0**	**ug/L**	**SW846 6020**	**08/18-08/21/08**	**KTORT1AW**
		Dilution Factor: 1		Analysis Time..: 18:29	Analyst ID.....: 002260	
		Instrument ID..: I8		MDL.....: 0.051		
Iron	**6740 J**	**50.0**	**ug/L**	**SW846 6020**	**08/18-08/21/08**	**KTORT1AX**
		Dilution Factor: 1		Analysis Time..: 18:29	Analyst ID.....: 002260	
		Instrument ID..: I8		MDL.....: 1.1		
Manganese	**131 J**	**1.0**	**ug/L**	**SW846 6020**	**08/18-08/21/08**	**KTORT1A1**
		Dilution Factor: 1		Analysis Time..: 18:29	Analyst ID.....: 002260	
		Instrument ID..: I8		MDL.....: 0.027		

(Continued on next page)

Tetra Tech NUS, Inc

Client Sample ID: MW-3-081108

TOTAL Metals

Lot-Sample #...: A8H120110-006 **Matrix.....:** WG

PARAMETER	RESULT	REPORTING LIMIT	UNITS	METHOD	PREPARATION-ANALYSIS DATE	WORK ORDER #
Molybdenum	ND	2.0	ug/L	SW846 6020	08/18-08/21/08	KTORT1A2
		Dilution Factor: 1		Analysis Time..: 18:29	Analyst ID.....: 002260	
		Instrument ID..: I8		MDL.....: 0.12		
Nickel	**1.1 B,J**	**2.0**	**ug/L**	**SW846 6020**	**08/18-08/21/08**	**KTORT1A3**
		Dilution Factor: 1		Analysis Time..: 18:29	Analyst ID.....: 002260	
		Instrument ID..: I8		MDL.....: 0.053		
Lead	**0.62 B,J**	**1.0**	**ug/L**	**SW846 6020**	**08/18-08/21/08**	**KTORT1A0**
		Dilution Factor: 1		Analysis Time..: 18:29	Analyst ID.....: 002260	
		Instrument ID..: I8		MDL.....: 0.018		
Antimony	**0.081 B**	**2.0**	**ug/L**	**SW846 6020**	**08/18-08/21/08**	**KTORT1AP**
		Dilution Factor: 1		Analysis Time..: 18:29	Analyst ID.....: 002260	
		Instrument ID..: I8		MDL.....: 0.035		
Selenium	ND	5.0	ug/L	SW846 6020	08/18-08/21/08	KTORT1A4
		Dilution Factor: 1		Analysis Time..: 18:29	Analyst ID.....: 002260	
		Instrument ID..: I8		MDL.....: 0.14		
Thallium	ND	1.0	ug/L	SW846 6020	08/18-08/21/08	KTORT1A6
		Dilution Factor: 1		Analysis Time..: 18:29	Analyst ID.....: 002260	
		Instrument ID..: I8		MDL.....: 0.11		
Vanadium	**4.3 B**	**20.0**	**ug/L**	**SW846 6020**	**08/18-08/21/08**	**KTORT1A7**
		Dilution Factor: 1		Analysis Time..: 18:29	Analyst ID.....: 002260	
		Instrument ID..: I8		MDL.....: 0.46		
Zinc	**19.7 B,J**	**20.0**	**ug/L**	**SW846 6020**	**08/18-08/21/08**	**KTORT1A8**
		Dilution Factor: 1		Analysis Time..: 18:29	Analyst ID.....: 002260	
		Instrument ID..: I8		MDL.....: 0.20		
Mercury	ND	0.20	ug/L	SW846 7470A	08/18-08/19/08	KTORT1AA
		Dilution Factor: 1		Analysis Time..: 12:41	Analyst ID.....: 001576	
		Instrument ID..: H1		MDL.....: 0.10		

NOTE(S):

B Estimated result. Result is less than RL.

J Method blank contamination. The associated method blank contains the target analyte at a reportable level.

Tetra Tech NUS, Inc

Client Sample ID: MW-3-081108

DISSOLVED Metals

Lot-Sample #...: A8H120110-006 **Matrix.....:** WG
Date Sampled...: 08/11/08 16:09 **Date Received..:** 08/12/08

PARAMETER	RESULT	REPORTING LIMIT	UNITS	METHOD	PREPARATION-ANALYSIS DATE	WORK ORDER #
Prep Batch #...: 8231017						
Silver	ND	1.0	ug/L	SW846 6020	08/18-08/21/08	KT0RT1CF
		Dilution Factor: 1		Analysis Time..: 18:33	Analyst ID.....: 002260	
		Instrument ID..: I8		MDL.....: 0.0026		
Arsenic	**1.4 B**	**5.0**	**ug/L**	**SW846 6020**	**08/18-08/21/08**	**KT0RT1AD**
		Dilution Factor: 1		Analysis Time..: 18:33	Analyst ID.....: 002260	
		Instrument ID..: I8		MDL.....: 0.13		
Barium	**35.2 J**	**1.0**	**ug/L**	**SW846 6020**	**08/18-08/21/08**	**KT0RT1AE**
		Dilution Factor: 1		Analysis Time..: 18:33	Analyst ID.....: 002260	
		Instrument ID..: I8		MDL.....: 0.014		
Beryllium	ND	1.0	ug/L	SW846 6020	08/18-08/21/08	KT0RT1AF
		Dilution Factor: 1		Analysis Time..: 18:33	Analyst ID.....: 002260	
		Instrument ID..: I8		MDL.....: 0.012		
Cadmium	ND	1.0	ug/L	SW846 6020	08/18-08/21/08	KT0RT1AG
		Dilution Factor: 1		Analysis Time..: 18:33	Analyst ID.....: 002260	
		Instrument ID..: I8		MDL.....: 0.0061		
Cobalt	**0.83 B**	**1.0**	**ug/L**	**SW846 6020**	**08/18-08/21/08**	**KT0RT1AH**
		Dilution Factor: 1		Analysis Time..: 18:33	Analyst ID.....: 002260	
		Instrument ID..: I8		MDL.....: 0.0041		
Chromium	**1.5 B**	**2.0**	**ug/L**	**SW846 6020**	**08/18-08/21/08**	**KT0RT1CK**
		Dilution Factor: 1		Analysis Time..: 18:33	Analyst ID.....: 002260	
		Instrument ID..: I8		MDL.....: 0.069		
Copper	**0.20 B,J**	**2.0**	**ug/L**	**SW846 6020**	**08/18-08/21/08**	**KT0RT1AJ**
		Dilution Factor: 1		Analysis Time..: 18:33	Analyst ID.....: 002260	
		Instrument ID..: I8		MDL.....: 0.051		
Iron	**6900 J**	**50.0**	**ug/L**	**SW846 6020**	**08/18-08/21/08**	**KT0RT1AK**
		Dilution Factor: 1		Analysis Time..: 18:33	Analyst ID.....: 002260	
		Instrument ID..: I8		MDL.....: 1.1		
Manganese	**139 J**	**1.0**	**ug/L**	**SW846 6020**	**08/18-08/21/08**	**KT0RT1CA**
		Dilution Factor: 1		Analysis Time..: 18:33	Analyst ID.....: 002260	
		Instrument ID..: I8		MDL.....: 0.027		

(Continued on next page)

Tetra Tech NUS, Inc

Client Sample ID: MW-3-081108

DISSOLVED Metals

Lot-Sample #...: A8H120110-006 **Matrix.....:** WG

PARAMETER	RESULT	REPORTING LIMIT	UNITS	METHOD	PREPARATION-ANALYSIS DATE	WORK ORDER #
Molybdenum	ND	2.0	ug/L	SW846 6020	08/18-08/21/08	KT0RT1CC
		Dilution Factor: 1		Analysis Time..: 18:33	Analyst ID.....: 002260	
		Instrument ID..: I8		MDL.....: 0.12		
Nickel	**0.74 B,J**	**2.0**	**ug/L**	**SW846 6020**	**08/18-08/21/08**	**KT0RT1CD**
		Dilution Factor: 1		Analysis Time..: 18:33	Analyst ID.....: 002260	
		Instrument ID..: I8		MDL.....: 0.053		
Lead	**0.072 B,J**	**1.0**	**ug/L**	**SW846 6020**	**08/18-08/21/08**	**KT0RT1AL**
		Dilution Factor: 1		Analysis Time..: 18:33	Analyst ID.....: 002260	
		Instrument ID..: I8		MDL.....: 0.018		
Antimony	**0.059 B**	**2.0**	**ug/L**	**SW846 6020**	**08/18-08/21/08**	**KT0RT1AC**
		Dilution Factor: 1		Analysis Time..: 18:33	Analyst ID.....: 002260	
		Instrument ID..: I8		MDL.....: 0.035		
Selenium	**0.24 B**	**5.0**	**ug/L**	**SW846 6020**	**08/18-08/21/08**	**KT0RT1CE**
		Dilution Factor: 1		Analysis Time..: 18:33	Analyst ID.....: 002260	
		Instrument ID..: I8		MDL.....: 0.14		
Thallium	ND	1.0	ug/L	SW846 6020	08/18-08/21/08	KT0RT1CG
		Dilution Factor: 1		Analysis Time..: 18:33	Analyst ID.....: 002260	
		Instrument ID..: I8		MDL.....: 0.11		
Vanadium	**3.5 B**	**20.0**	**ug/L**	**SW846 6020**	**08/18-08/21/08**	**KT0RT1CH**
		Dilution Factor: 1		Analysis Time..: 18:33	Analyst ID.....: 002260	
		Instrument ID..: I8		MDL.....: 0.46		
Zinc	**11.8 B,J**	**20.0**	**ug/L**	**SW846 6020**	**08/18-08/21/08**	**KT0RT1CJ**
		Dilution Factor: 1		Analysis Time..: 18:33	Analyst ID.....: 002260	
		Instrument ID..: I8		MDL.....: 0.20		
Mercury	ND	0.20	ug/L	SW846 7470A	08/18-08/19/08	KT0RT1CL
		Dilution Factor: 1		Analysis Time..: 12:43	Analyst ID.....: 001576	
		Instrument ID..: H1		MDL.....: 0.10		

NOTE(S):

B Estimated result. Result is less than RL.

J Method blank contamination. The associated method blank contains the target analyte at a reportable level.

Tetra Tech NUS, Inc

Client Sample ID: DMW-23S-081108

TOTAL Metals

Lot-Sample #...: A8H120110-007 Matrix.....: WG
Date Sampled...: 08/11/08 16:10 Date Received..: 08/12/08

PARAMETER	RESULT	REPORTING LIMIT	UNITS	METHOD	PREPARATION-ANALYSIS DATE	WORK ORDER #
Prep Batch #...: 8231017						
Silver	ND	1.0	ug/L	SW846 6020	08/18-08/21/08	KTORW1A5
		Dilution Factor: 1		Analysis Time..: 18:37	Analyst ID.....: 002260	
		Instrument ID..: I8		MDL.....: 0.0026		
Arsenic	**12.0**	**5.0**	**ug/L**	**SW846 6020**	**08/18-08/21/08**	**KTORW1AQ**
		Dilution Factor: 1		Analysis Time..: 18:37	Analyst ID.....: 002260	
		Instrument ID..: I8		MDL.....: 0.13		
Barium	**123 J**	**1.0**	**ug/L**	**SW846 6020**	**08/18-08/21/08**	**KTORW1AR**
		Dilution Factor: 1		Analysis Time..: 18:37	Analyst ID.....: 002260	
		Instrument ID..: I8		MDL.....: 0.014		
Beryllium	ND	1.0	ug/L	SW846 6020	08/18-08/21/08	KTORW1AT
		Dilution Factor: 1		Analysis Time..: 18:37	Analyst ID.....: 002260	
		Instrument ID..: I8		MDL.....: 0.012		
Cadmium	**0.31 B**	**1.0**	**ug/L**	**SW846 6020**	**08/18-08/21/08**	**KTORW1AU**
		Dilution Factor: 1		Analysis Time..: 18:37	Analyst ID.....: 002260	
		Instrument ID..: I8		MDL.....: 0.0061		
Cobalt	**4.8**	**1.0**	**ug/L**	**SW846 6020**	**08/18-08/21/08**	**KTORW1AV**
		Dilution Factor: 1		Analysis Time..: 18:37	Analyst ID.....: 002260	
		Instrument ID..: I8		MDL.....: 0.0041		
Chromium	**3.9**	**2.0**	**ug/L**	**SW846 6020**	**08/18-08/21/08**	**KTORW1A9**
		Dilution Factor: 1		Analysis Time..: 18:37	Analyst ID.....: 002260	
		Instrument ID..: I8		MDL.....: 0.069		
Copper	**1.1 B,J**	**2.0**	**ug/L**	**SW846 6020**	**08/18-08/21/08**	**KTORW1AW**
		Dilution Factor: 1		Analysis Time..: 18:37	Analyst ID.....: 002260	
		Instrument ID..: I8		MDL.....: 0.051		
Iron	**38000 J**	**50.0**	**ug/L**	**SW846 6020**	**08/18-08/21/08**	**KTORW1AX**
		Dilution Factor: 1		Analysis Time..: 18:37	Analyst ID.....: 002260	
		Instrument ID..: I8		MDL.....: 1.1		
Manganese	**1780 J**	**1.0**	**ug/L**	**SW846 6020**	**08/18-08/21/08**	**KTORW1A1**
		Dilution Factor: 1		Analysis Time..: 18:37	Analyst ID.....: 002260	
		Instrument ID..: I8		MDL.....: 0.027		

(Continued on next page)

Tetra Tech NUS, Inc

Client Sample ID: DMW-23S-081108

TOTAL Metals

Lot-Sample #...: A8H120110-007 Matrix.....: WG

PARAMETER	RESULT	REPORTING LIMIT	UNITS	METHOD	PREPARATION-ANALYSIS DATE	WORK ORDER #
Molybdenum	3.9	2.0	ug/L	SW846 6020	08/18-08/21/08	KTORW1A2
		Dilution Factor: 1		Analysis Time..: 18:37	Analyst ID.....: 002260	
		Instrument ID..: I8		MDL.....: 0.12		
Nickel	3.4 J	2.0	ug/L	SW846 6020	08/18-08/21/08	KTORW1A3
		Dilution Factor: 1		Analysis Time..: 18:37	Analyst ID.....: 002260	
		Instrument ID..: I8		MDL.....: 0.053		
Lead	0.45 B,J	1.0	ug/L	SW846 6020	08/18-08/21/08	KTORW1A0
		Dilution Factor: 1		Analysis Time..: 18:37	Analyst ID.....: 002260	
		Instrument ID..: I8		MDL.....: 0.018		
Antimony	0.32 B	2.0	ug/L	SW846 6020	08/18-08/21/08	KTORW1AP
		Dilution Factor: 1		Analysis Time..: 18:37	Analyst ID.....: 002260	
		Instrument ID..: I8		MDL.....: 0.035		
Selenium	0.42 B	5.0	ug/L	SW846 6020	08/18-08/21/08	KTORW1A4
		Dilution Factor: 1		Analysis Time..: 18:37	Analyst ID.....: 002260	
		Instrument ID..: I8		MDL.....: 0.14		
Thallium	ND	1.0	ug/L	SW846 6020	08/18-08/21/08	KTORW1A6
		Dilution Factor: 1		Analysis Time..: 18:37	Analyst ID.....: 002260	
		Instrument ID..: I8		MDL.....: 0.11		
Vanadium	1.2 B	20.0	ug/L	SW846 6020	08/18-08/21/08	KTORW1A7
		Dilution Factor: 1		Analysis Time..: 18:37	Analyst ID.....: 002260	
		Instrument ID..: I8		MDL.....: 0.46		
Zinc	4.7 B,J	20.0	ug/L	SW846 6020	08/18-08/21/08	KTORW1A8
		Dilution Factor: 1		Analysis Time..: 18:37	Analyst ID.....: 002260	
		Instrument ID..: I8		MDL.....: 0.20		
Mercury	ND	0.20	ug/L	SW846 7470A	08/18-08/19/08	KTORW1AA
		Dilution Factor: 1		Analysis Time..: 12:44	Analyst ID.....: 001576	
		Instrument ID..: H1		MDL.....: 0.10		

NOTE(S):

J Method blank contamination. The associated method blank contains the target analyte at a reportable level.

B Estimated result. Result is less than RL.

Tetra Tech NUS, Inc

Client Sample ID: DMW-23S-081108

DISSOLVED Metals

Lot-Sample #...: A8H120110-007 **Matrix.....:** WG
Date Sampled...: 08/11/08 16:10 **Date Received..:** 08/12/08

PARAMETER	RESULT	REPORTING LIMIT	UNITS	METHOD	PREPARATION-ANALYSIS DATE	WORK ORDER #
Prep Batch #...: 8231017						
Silver	ND	1.0	ug/L	SW846 6020	08/18-08/21/08	KT0RW1CF
		Dilution Factor: 1		Analysis Time..: 18:41	Analyst ID.....: 002260	
		Instrument ID..: I8		MDL.....: 0.0026		
Arsenic	**10.7**	**5.0**	**ug/L**	**SW846 6020**	**08/18-08/21/08**	**KT0RW1AD**
		Dilution Factor: 1		Analysis Time..: 18:41	Analyst ID.....: 002260	
		Instrument ID..: I8		MDL.....: 0.13		
Barium	**112 J**	**1.0**	**ug/L**	**SW846 6020**	**08/18-08/21/08**	**KT0RW1AE**
		Dilution Factor: 1		Analysis Time..: 18:41	Analyst ID.....: 002260	
		Instrument ID..: I8		MDL.....: 0.014		
Beryllium	ND	1.0	ug/L	SW846 6020	08/18-08/21/08	KT0RW1AF
		Dilution Factor: 1		Analysis Time..: 18:41	Analyst ID.....: 002260	
		Instrument ID..: I8		MDL.....: 0.012		
Cadmium	ND	1.0	ug/L	SW846 6020	08/18-08/21/08	KT0RW1AG
		Dilution Factor: 1		Analysis Time..: 18:41	Analyst ID.....: 002260	
		Instrument ID..: I8		MDL.....: 0.0061		
Cobalt	**4.2**	**1.0**	**ug/L**	**SW846 6020**	**08/18-08/21/08**	**KT0RW1AH**
		Dilution Factor: 1		Analysis Time..: 18:41	Analyst ID.....: 002260	
		Instrument ID..: I8		MDL.....: 0.0041		
Chromium	**2.1**	**2.0**	**ug/L**	**SW846 6020**	**08/18-08/21/08**	**KT0RW1CK**
		Dilution Factor: 1		Analysis Time..: 18:41	Analyst ID.....: 002260	
		Instrument ID..: I8		MDL.....: 0.069		
Copper	**0.28 B,J**	**2.0**	**ug/L**	**SW846 6020**	**08/18-08/21/08**	**KT0RW1AJ**
		Dilution Factor: 1		Analysis Time..: 18:41	Analyst ID.....: 002260	
		Instrument ID..: I8		MDL.....: 0.051		
Iron	**33300 J**	**50.0**	**ug/L**	**SW846 6020**	**08/18-08/21/08**	**KT0RW1AK**
		Dilution Factor: 1		Analysis Time..: 18:41	Analyst ID.....: 002260	
		Instrument ID..: I8		MDL.....: 1.1		
Manganese	**1500 J**	**1.0**	**ug/L**	**SW846 6020**	**08/18-08/21/08**	**KT0RW1CA**
		Dilution Factor: 1		Analysis Time..: 18:41	Analyst ID.....: 002260	
		Instrument ID..: I8		MDL.....: 0.027		

(Continued on next page)

Tetra Tech NUS, Inc

Client Sample ID: DMW-23S-081108

DISSOLVED Metals

Lot-Sample #...: A8H120110-007 **Matrix.....:** WG

PARAMETER	RESULT	REPORTING LIMIT	UNITS	METHOD	PREPARATION-ANALYSIS DATE	WORK ORDER #
Molybdenum	**2.0**	**2.0**	**ug/L**	**SW846 6020**	**08/18-08/21/08**	**KTORW1CC**
		Dilution Factor: 1		Analysis Time..: 18:41	Analyst ID.....: 002260	
		Instrument ID..: I8		MDL.....: 0.12		
Nickel	**2.6 J**	**2.0**	**ug/L**	**SW846 6020**	**08/18-08/21/08**	**KTORW1CD**
		Dilution Factor: 1		Analysis Time..: 18:41	Analyst ID.....: 002260	
		Instrument ID..: I8		MDL.....: 0.053		
Lead	**0.043 B,J**	**1.0**	**ug/L**	**SW846 6020**	**08/18-08/21/08**	**KTORW1AL**
		Dilution Factor: 1		Analysis Time..: 18:41	Analyst ID.....: 002260	
		Instrument ID..: I8		MDL.....: 0.018		
Antimony	**0.047 B**	**2.0**	**ug/L**	**SW846 6020**	**08/18-08/21/08**	**KTORW1AC**
		Dilution Factor: 1		Analysis Time..: 18:41	Analyst ID.....: 002260	
		Instrument ID..: I8		MDL.....: 0.035		
Selenium	**0.41 B**	**5.0**	**ug/L**	**SW846 6020**	**08/18-08/21/08**	**KTORW1CE**
		Dilution Factor: 1		Analysis Time..: 18:41	Analyst ID.....: 002260	
		Instrument ID..: I8		MDL.....: 0.14		
Thallium	ND	1.0	ug/L	SW846 6020	08/18-08/21/08	KTORW1CG
		Dilution Factor: 1		Analysis Time..: 18:41	Analyst ID.....: 002260	
		Instrument ID..: I8		MDL.....: 0.11		
Vanadium	**0.79 B**	**20.0**	**ug/L**	**SW846 6020**	**08/18-08/21/08**	**KTORW1CH**
		Dilution Factor: 1		Analysis Time..: 18:41	Analyst ID.....: 002260	
		Instrument ID..: I8		MDL.....: 0.46		
Zinc	**3.3 B,J**	**20.0**	**ug/L**	**SW846 6020**	**08/18-08/21/08**	**KTORW1CJ**
		Dilution Factor: 1		Analysis Time..: 18:41	Analyst ID.....: 002260	
		Instrument ID..: I8		MDL.....: 0.20		
Mercury	ND	0.20	ug/L	SW846 7470A	08/18-08/19/08	KTORW1CL
		Dilution Factor: 1		Analysis Time..: 12:45	Analyst ID.....: 001576	
		Instrument ID..: H1		MDL.....: 0.10		

NOTE(S):

J Method blank contamination. The associated method blank contains the target analyte at a reportable level.

B Estimated result. Result is less than RL.

Tetra Tech NUS, Inc

Client Sample ID: DMW-8D-081408

TOTAL Metals

Lot-Sample #...: A8H150118-002 **Matrix.....:** WG
Date Sampled...: 08/14/08 10:47 **Date Received..:** 08/15/08

PARAMETER	RESULT	REPORTING LIMIT	UNITS	METHOD	PREPARATION-ANALYSIS DATE	WORK ORDER #
Prep Batch #...: 8231017						
Silver	ND	1.0	ug/L	SW846 6020	08/18-08/21/08	KT7FD1AT
		Dilution Factor: 1		Analysis Time..: 18:45	Analyst ID.....: 002260	
		Instrument ID..: I8		MDL.....: 0.0026		
Arsenic	**1.6 B**	**5.0**	**ug/L**	**SW846 6020**	**08/18-08/21/08**	**KT7FD1AE**
		Dilution Factor: 1		Analysis Time..: 18:45	Analyst ID.....: 002260	
		Instrument ID..: I8		MDL.....: 0.13		
Barium	**40.2 J**	**1.0**	**ug/L**	**SW846 6020**	**08/18-08/21/08**	**KT7FD1AF**
		Dilution Factor: 1		Analysis Time..: 18:45	Analyst ID.....: 002260	
		Instrument ID..: I8		MDL.....: 0.014		
Beryllium	**4.1**	**1.0**	**ug/L**	**SW846 6020**	**08/18-08/21/08**	**KT7FD1AG**
		Dilution Factor: 1		Analysis Time..: 18:45	Analyst ID.....: 002260	
		Instrument ID..: I8		MDL.....: 0.012		
Cadmium	**141**	**1.0**	**ug/L**	**SW846 6020**	**08/18-08/21/08**	**KT7FD1AH**
		Dilution Factor: 1		Analysis Time..: 18:45	Analyst ID.....: 002260	
		Instrument ID..: I8		MDL.....: 0.0061		
Cobalt	**116**	**1.0**	**ug/L**	**SW846 6020**	**08/18-08/21/08**	**KT7FD1AJ**
		Dilution Factor: 1		Analysis Time..: 18:45	Analyst ID.....: 002260	
		Instrument ID..: I8		MDL.....: 0.0041		
Chromium	**0.88 B**	**2.0**	**ug/L**	**SW846 6020**	**08/18-08/21/08**	**KT7FD1AX**
		Dilution Factor: 1		Analysis Time..: 18:45	Analyst ID.....: 002260	
		Instrument ID..: I8		MDL.....: 0.069		
Copper	**33.3 J**	**2.0**	**ug/L**	**SW846 6020**	**08/18-08/21/08**	**KT7FD1AK**
		Dilution Factor: 1		Analysis Time..: 18:45	Analyst ID.....: 002260	
		Instrument ID..: I8		MDL.....: 0.051		
Iron	**241 J**	**50.0**	**ug/L**	**SW846 6020**	**08/18-08/21/08**	**KT7FD1AL**
		Dilution Factor: 1		Analysis Time..: 18:45	Analyst ID.....: 002260	
		Instrument ID..: I8		MDL.....: 1.1		
Manganese	**2400 J**	**1.0**	**ug/L**	**SW846 6020**	**08/18-08/21/08**	**KT7FD1AN**
		Dilution Factor: 1		Analysis Time..: 18:45	Analyst ID.....: 002260	
		Instrument ID..: I8		MDL.....: 0.027		

(Continued on next page)

Tetra Tech NUS, Inc

Client Sample ID: DMW-8D-081408

TOTAL Metals

Lot-Sample #...: A8H150118-002 **Matrix.....:** WG

PARAMETER	RESULT	REPORTING LIMIT	UNITS	METHOD	PREPARATION-ANALYSIS DATE	WORK ORDER #
Molybdenum	ND	2.0	ug/L	SW846 6020	08/18-08/21/08	KT7FD1AP
		Dilution Factor: 1		Analysis Time..: 18:45	Analyst ID.....: 002260	
		Instrument ID..: I8		MDL.....: 0.12		
Nickel	**65.5 J**	**2.0**	**ug/L**	**SW846 6020**	**08/18-08/21/08**	**KT7FD1AQ**
		Dilution Factor: 1		Analysis Time..: 18:45	Analyst ID.....: 002260	
		Instrument ID..: I8		MDL.....: 0.053		
Lead	**1.5 J**	**1.0**	**ug/L**	**SW846 6020**	**08/18-08/21/08**	**KT7FD1AM**
		Dilution Factor: 1		Analysis Time..: 18:45	Analyst ID.....: 002260	
		Instrument ID..: I8		MDL.....: 0.018		
Antimony	ND	2.0	ug/L	SW846 6020	08/18-08/21/08	KT7FD1AD
		Dilution Factor: 1		Analysis Time..: 18:45	Analyst ID.....: 002260	
		Instrument ID..: I8		MDL.....: 0.035		
Selenium	**2.0 B**	**5.0**	**ug/L**	**SW846 6020**	**08/18-08/21/08**	**KT7FD1AR**
		Dilution Factor: 1		Analysis Time..: 18:45	Analyst ID.....: 002260	
		Instrument ID..: I8		MDL.....: 0.14		
Thallium	ND	1.0	ug/L	SW846 6020	08/18-08/21/08	KT7FD1AU
		Dilution Factor: 1		Analysis Time..: 18:45	Analyst ID.....: 002260	
		Instrument ID..: I8		MDL.....: 0.11		
Vanadium	**0.60 B**	**20.0**	**ug/L**	**SW846 6020**	**08/18-08/21/08**	**KT7FD1AV**
		Dilution Factor: 1		Analysis Time..: 18:45	Analyst ID.....: 002260	
		Instrument ID..: I8		MDL.....: 0.46		
Zinc	**177 J**	**20.0**	**ug/L**	**SW846 6020**	**08/18-08/21/08**	**KT7FD1AW**
		Dilution Factor: 1		Analysis Time..: 18:45	Analyst ID.....: 002260	
		Instrument ID..: I8		MDL.....: 0.20		
Mercury	ND	0.20	ug/L	SW846 7470A	08/18-08/19/08	KT7FD1A0
		Dilution Factor: 1		Analysis Time..: 12:29	Analyst ID.....: 001576	
		Instrument ID..: H1		MDL.....: 0.10		

NOTE(S):

B Estimated result. Result is less than RL.

J Method blank contamination. The associated method blank contains the target analyte at a reportable level.

Tetra Tech NUS, Inc

Client Sample ID: DMW-8D-081408

DISSOLVED Metals

Lot-Sample #...: A8H150118-002 **Matrix.....:** WG
Date Sampled...: 08/14/08 10:47 **Date Received..:** 08/15/08

PARAMETER	RESULT	REPORTING LIMIT	UNITS	METHOD	PREPARATION-ANALYSIS DATE	WORK ORDER #
Prep Batch #...: 8231017						
Silver	ND	1.0	ug/L	SW846 6020	08/18-08/21/08	KT7FD1CF
		Dilution Factor: 1		Analysis Time..: 18:49	Analyst ID.....: 002260	
		Instrument ID..: I8		MDL.....: 0.0026		
Arsenic	1.6 B	5.0	ug/L	SW846 6020	08/18-08/21/08	KT7FD1A2
		Dilution Factor: 1		Analysis Time..: 18:49	Analyst ID.....: 002260	
		Instrument ID..: I8		MDL.....: 0.13		
Barium	41.2 J	1.0	ug/L	SW846 6020	08/18-08/21/08	KT7FD1A3
		Dilution Factor: 1		Analysis Time..: 18:49	Analyst ID.....: 002260	
		Instrument ID..: I8		MDL.....: 0.014		
Beryllium	4.1	1.0	ug/L	SW846 6020	08/18-08/21/08	KT7FD1A4
		Dilution Factor: 1		Analysis Time..: 18:49	Analyst ID.....: 002260	
		Instrument ID..: I8		MDL.....: 0.012		
Cadmium	144	1.0	ug/L	SW846 6020	08/18-08/21/08	KT7FD1A5
		Dilution Factor: 1		Analysis Time..: 18:49	Analyst ID.....: 002260	
		Instrument ID..: I8		MDL.....: 0.0061		
Cobalt	114	1.0	ug/L	SW846 6020	08/18-08/21/08	KT7FD1A6
		Dilution Factor: 1		Analysis Time..: 18:49	Analyst ID.....: 002260	
		Instrument ID..: I8		MDL.....: 0.0041		
Chromium	0.53 B	2.0	ug/L	SW846 6020	08/18-08/21/08	KT7FD1CK
		Dilution Factor: 1		Analysis Time..: 18:49	Analyst ID.....: 002260	
		Instrument ID..: I8		MDL.....: 0.069		
Copper	33.0 J	2.0	ug/L	SW846 6020	08/18-08/21/08	KT7FD1A7
		Dilution Factor: 1		Analysis Time..: 18:49	Analyst ID.....: 002260	
		Instrument ID..: I8		MDL.....: 0.051		
Iron	235 J	50.0	ug/L	SW846 6020	08/18-08/21/08	KT7FD1A8
		Dilution Factor: 1		Analysis Time..: 18:49	Analyst ID.....: 002260	
		Instrument ID..: I8		MDL.....: 1.1		
Manganese	2530 J	1.0	ug/L	SW846 6020	08/18-08/21/08	KT7FD1CA
		Dilution Factor: 1		Analysis Time..: 18:49	Analyst ID.....: 002260	
		Instrument ID..: I8		MDL.....: 0.027		

(Continued on next page)

Tetra Tech NUS, Inc

Client Sample ID: DMW-8D-081408

DISSOLVED Metals

Lot-Sample #...: A8H150118-002 **Matrix.....:** WG

PARAMETER	RESULT	REPORTING LIMIT	UNITS	METHOD	PREPARATION-ANALYSIS DATE	WORK ORDER #
Molybdenum	ND	2.0	ug/L	SW846 6020	08/18-08/21/08	KT7FD1CC
		Dilution Factor: 1		Analysis Time..: 18:49	Analyst ID.....: 002260	
		Instrument ID..: I8		MDL.....: 0.12		
Nickel	**65.7 J**	**2.0**	**ug/L**	**SW846 6020**	**08/18-08/21/08**	**KT7FD1CD**
		Dilution Factor: 1		Analysis Time..: 18:49	Analyst ID.....: 002260	
		Instrument ID..: I8		MDL.....: 0.053		
Lead	**1.6 J**	**1.0**	**ug/L**	**SW846 6020**	**08/18-08/21/08**	**KT7FD1A9**
		Dilution Factor: 1		Analysis Time..: 18:49	Analyst ID.....: 002260	
		Instrument ID..: I8		MDL.....: 0.018		
Antimony	ND	2.0	ug/L	SW846 6020	08/18-08/21/08	KT7FD1A1
		Dilution Factor: 1		Analysis Time..: 18:49	Analyst ID.....: 002260	
		Instrument ID..: I8		MDL.....: 0.035		
Selenium	**2.1 B**	**5.0**	**ug/L**	**SW846 6020**	**08/18-08/21/08**	**KT7FD1CE**
		Dilution Factor: 1		Analysis Time..: 18:49	Analyst ID.....: 002260	
		Instrument ID..: I8		MDL.....: 0.14		
Thallium	ND	1.0	ug/L	SW846 6020	08/18-08/21/08	KT7FD1CG
		Dilution Factor: 1		Analysis Time..: 18:49	Analyst ID.....: 002260	
		Instrument ID..: I8		MDL.....: 0.11		
Vanadium	ND	20.0	ug/L	SW846 6020	08/18-08/21/08	KT7FD1CH
		Dilution Factor: 1		Analysis Time..: 18:49	Analyst ID.....: 002260	
		Instrument ID..: I8		MDL.....: 0.46		
Zinc	**178 J**	**20.0**	**ug/L**	**SW846 6020**	**08/18-08/21/08**	**KT7FD1CJ**
		Dilution Factor: 1		Analysis Time..: 18:49	Analyst ID.....: 002260	
		Instrument ID..: I8		MDL.....: 0.20		
Mercury	ND	0.20	ug/L	SW846 7470A	08/18-08/19/08	KT7FD1CL
		Dilution Factor: 1		Analysis Time..: 12:30	Analyst ID.....: 001576	
		Instrument ID..: H1		MDL.....: 0.10		

NOTE(S):

B Estimated result. Result is less than RL.

J Method blank contamination. The associated method blank contains the target analyte at a reportable level.

Tetra Tech NUS, Inc

Client Sample ID: DMW-8I-081408

TOTAL Metals

Lot-Sample #...: A8H150118-003 **Matrix.....:** WG
Date Sampled...: 08/14/08 11:57 **Date Received..:** 08/15/08

PARAMETER	RESULT	REPORTING LIMIT	UNITS	METHOD	PREPARATION-ANALYSIS DATE	WORK ORDER #
Prep Batch #...: 8231017						
Silver	**0.13 B**	**1.0**	**ug/L**	**SW846 6020**	**08/18-08/21/08**	**KT7FE1A5**
		Dilution Factor: 1		Analysis Time..: 18:53	Analyst ID.....: 002260	
		Instrument ID..: I8		MDL.....: 0.0026		
Arsenic	**17.3**	**5.0**	**ug/L**	**SW846 6020**	**08/18-08/21/08**	**KT7FE1AQ**
		Dilution Factor: 1		Analysis Time..: 18:53	Analyst ID.....: 002260	
		Instrument ID..: I8		MDL.....: 0.13		
Barium	**18.0 J**	**1.0**	**ug/L**	**SW846 6020**	**08/18-08/21/08**	**KT7FE1AR**
		Dilution Factor: 1		Analysis Time..: 18:53	Analyst ID.....: 002260	
		Instrument ID..: I8		MDL.....: 0.014		
Beryllium	**5.6**	**1.0**	**ug/L**	**SW846 6020**	**08/18-08/21/08**	**KT7FE1AT**
		Dilution Factor: 1		Analysis Time..: 18:53	Analyst ID.....: 002260	
		Instrument ID..: I8		MDL.....: 0.012		
Cadmium	**134**	**1.0**	**ug/L**	**SW846 6020**	**08/18-08/21/08**	**KT7FE1AU**
		Dilution Factor: 1		Analysis Time..: 18:53	Analyst ID.....: 002260	
		Instrument ID..: I8		MDL.....: 0.0061		
Cobalt	**149**	**1.0**	**ug/L**	**SW846 6020**	**08/18-08/21/08**	**KT7FE1AV**
		Dilution Factor: 1		Analysis Time..: 18:53	Analyst ID.....: 002260	
		Instrument ID..: I8		MDL.....: 0.0041		
Chromium	**51.8**	**2.0**	**ug/L**	**SW846 6020**	**08/18-08/21/08**	**KT7FE1A9**
		Dilution Factor: 1		Analysis Time..: 18:53	Analyst ID.....: 002260	
		Instrument ID..: I8		MDL.....: 0.069		
Copper	**45.4 J**	**2.0**	**ug/L**	**SW846 6020**	**08/18-08/21/08**	**KT7FE1AW**
		Dilution Factor: 1		Analysis Time..: 18:53	Analyst ID.....: 002260	
		Instrument ID..: I8		MDL.....: 0.051		
Iron	**12300 J**	**50.0**	**ug/L**	**SW846 6020**	**08/18-08/21/08**	**KT7FE1AX**
		Dilution Factor: 1		Analysis Time..: 18:53	Analyst ID.....: 002260	
		Instrument ID..: I8		MDL.....: 1.1		
Manganese	**5640 J**	**1.0**	**ug/L**	**SW846 6020**	**08/18-08/21/08**	**KT7FE1A1**
		Dilution Factor: 1		Analysis Time..: 18:53	Analyst ID.....: 002260	
		Instrument ID..: I8		MDL.....: 0.027		

(Continued on next page)

Tetra Tech NUS, Inc

Client Sample ID: DMW-8I-081408

TOTAL Metals

Lot-Sample #...: A8H150118-003 **Matrix.....:** WG

PARAMETER	RESULT	REPORTING LIMIT	UNITS	METHOD	PREPARATION-ANALYSIS DATE	WORK ORDER #
Molybdenum	2.2	2.0	ug/L	SW846 6020	08/18-08/21/08	KT7FE1A2
		Dilution Factor: 1		Analysis Time..: 18:53	Analyst ID.....: 002260	
		Instrument ID..: I8		MDL.....: 0.12		
Nickel	107 J	2.0	ug/L	SW846 6020	08/18-08/21/08	KT7FE1A3
		Dilution Factor: 1		Analysis Time..: 18:53	Analyst ID.....: 002260	
		Instrument ID..: I8		MDL.....: 0.053		
Lead	7.2 J	1.0	ug/L	SW846 6020	08/18-08/21/08	KT7FE1A0
		Dilution Factor: 1		Analysis Time..: 18:53	Analyst ID.....: 002260	
		Instrument ID..: I8		MDL.....: 0.018		
Antimony	0.90 B	2.0	ug/L	SW846 6020	08/18-08/21/08	KT7FE1AP
		Dilution Factor: 1		Analysis Time..: 18:53	Analyst ID.....: 002260	
		Instrument ID..: I8		MDL.....: 0.035		
Selenium	18.3	5.0	ug/L	SW846 6020	08/18-08/21/08	KT7FE1A4
		Dilution Factor: 1		Analysis Time..: 18:53	Analyst ID.....: 002260	
		Instrument ID..: I8		MDL.....: 0.14		
Thallium	ND	1.0	ug/L	SW846 6020	08/18-08/21/08	KT7FE1A6
		Dilution Factor: 1		Analysis Time..: 18:53	Analyst ID.....: 002260	
		Instrument ID..: I8		MDL.....: 0.11		
Vanadium	23.1	20.0	ug/L	SW846 6020	08/18-08/21/08	KT7FE1A7
		Dilution Factor: 1		Analysis Time..: 18:53	Analyst ID.....: 002260	
		Instrument ID..: I8		MDL.....: 0.46		
Zinc	292 J	20.0	ug/L	SW846 6020	08/18-08/21/08	KT7FE1A8
		Dilution Factor: 1		Analysis Time..: 18:53	Analyst ID.....: 002260	
		Instrument ID..: I8		MDL.....: 0.20		
Mercury	0.17 B	0.20	ug/L	SW846 7470A	08/18-08/19/08	KT7FE1AA
		Dilution Factor: 1		Analysis Time..: 12:31	Analyst ID.....: 001576	
		Instrument ID..: H1		MDL.....: 0.10		

NOTE(S):

B Estimated result. Result is less than RL.

J Method blank contamination. The associated method blank contains the target analyte at a reportable level.

Tetra Tech NUS, Inc

Client Sample ID: DMW-8I-081408

DISSOLVED Metals

Lot-Sample #...: A8H150118-003 **Matrix.....:** WG
Date Sampled...: 08/14/08 11:57 **Date Received..:** 08/15/08

PARAMETER	RESULT	REPORTING LIMIT	UNITS	METHOD	PREPARATION-ANALYSIS DATE	WORK ORDER #
Prep Batch #...: 8231017						
Silver	ND	1.0	ug/L	SW846 6020	08/18-08/21/08	KT7FE1CF
		Dilution Factor: 1		Analysis Time..: 18:57	Analyst ID.....: 002260	
		Instrument ID..: I8		MDL.....: 0.0026		
Arsenic	**16.4**	**5.0**	**ug/L**	**SW846 6020**	**08/18-08/21/08**	**KT7FE1AD**
		Dilution Factor: 1		Analysis Time..: 18:57	Analyst ID.....: 002260	
		Instrument ID..: I8		MDL.....: 0.13		
Barium	**12.5 J**	**1.0**	**ug/L**	**SW846 6020**	**08/18-08/21/08**	**KT7FE1AE**
		Dilution Factor: 1		Analysis Time..: 18:57	Analyst ID.....: 002260	
		Instrument ID..: I8		MDL.....: 0.014		
Beryllium	**6.5**	**1.0**	**ug/L**	**SW846 6020**	**08/18-08/21/08**	**KT7FE1AF**
		Dilution Factor: 1		Analysis Time..: 18:57	Analyst ID.....: 002260	
		Instrument ID..: I8		MDL.....: 0.012		
Cadmium	**146**	**1.0**	**ug/L**	**SW846 6020**	**08/18-08/21/08**	**KT7FE1AG**
		Dilution Factor: 1		Analysis Time..: 18:57	Analyst ID.....: 002260	
		Instrument ID..: I8		MDL.....: 0.0061		
Cobalt	**182**	**1.0**	**ug/L**	**SW846 6020**	**08/18-08/21/08**	**KT7FE1AH**
		Dilution Factor: 1		Analysis Time..: 18:57	Analyst ID.....: 002260	
		Instrument ID..: I8		MDL.....: 0.0041		
Chromium	**5.2**	**2.0**	**ug/L**	**SW846 6020**	**08/18-08/21/08**	**KT7FE1CK**
		Dilution Factor: 1		Analysis Time..: 18:57	Analyst ID.....: 002260	
		Instrument ID..: I8		MDL.....: 0.069		
Copper	**34.1 J**	**2.0**	**ug/L**	**SW846 6020**	**08/18-08/21/08**	**KT7FE1AJ**
		Dilution Factor: 1		Analysis Time..: 18:57	Analyst ID.....: 002260	
		Instrument ID..: I8		MDL.....: 0.051		
Iron	**9510 J**	**50.0**	**ug/L**	**SW846 6020**	**08/18-08/21/08**	**KT7FE1AK**
		Dilution Factor: 1		Analysis Time..: 18:57	Analyst ID.....: 002260	
		Instrument ID..: I8		MDL.....: 1.1		
Manganese	**6620 J**	**1.0**	**ug/L**	**SW846 6020**	**08/18-08/21/08**	**KT7FE1CA**
		Dilution Factor: 1		Analysis Time..: 18:57	Analyst ID.....: 002260	
		Instrument ID..: I8		MDL.....: 0.027		

(Continued on next page)

Tetra Tech NUS, Inc

Client Sample ID: DMW-8I-081408

DISSOLVED Metals

Lot-Sample #...: A8H150118-003 **Matrix.....:** WG

PARAMETER	RESULT	REPORTING LIMIT	UNITS	METHOD	PREPARATION-ANALYSIS DATE	WORK ORDER #
Molybdenum	ND	2.0	ug/L	SW846 6020	08/18-08/21/08	KT7FE1CC
		Dilution Factor: 1		Analysis Time..: 18:57	Analyst ID.....: 002260	
		Instrument ID..: I8		MDL.....: 0.12		
Nickel	**127 J**	**2.0**	**ug/L**	**SW846 6020**	**08/18-08/21/08**	**KT7FE1CD**
		Dilution Factor: 1		Analysis Time..: 18:57	Analyst ID.....: 002260	
		Instrument ID..: I8		MDL.....: 0.053		
Lead	**4.5 J**	**1.0**	**ug/L**	**SW846 6020**	**08/18-08/21/08**	**KT7FE1AL**
		Dilution Factor: 1		Analysis Time..: 18:57	Analyst ID.....: 002260	
		Instrument ID..: I8		MDL.....: 0.018		
Antimony	**0.065 B**	**2.0**	**ug/L**	**SW846 6020**	**08/18-08/21/08**	**KT7FE1AC**
		Dilution Factor: 1		Analysis Time..: 18:57	Analyst ID.....: 002260	
		Instrument ID..: I8		MDL.....: 0.035		
Selenium	**22.6**	**5.0**	**ug/L**	**SW846 6020**	**08/18-08/21/08**	**KT7FE1CE**
		Dilution Factor: 1		Analysis Time..: 18:57	Analyst ID.....: 002260	
		Instrument ID..: I8		MDL.....: 0.14		
Thallium	ND	1.0	ug/L	SW846 6020	08/18-08/21/08	KT7FE1CG
		Dilution Factor: 1		Analysis Time..: 18:57	Analyst ID.....: 002260	
		Instrument ID..: I8		MDL.....: 0.11		
Vanadium	**3.3 B**	**20.0**	**ug/L**	**SW846 6020**	**08/18-08/21/08**	**KT7FE1CH**
		Dilution Factor: 1		Analysis Time..: 18:57	Analyst ID.....: 002260	
		Instrument ID..: I8		MDL.....: 0.46		
Zinc	**337 J**	**20.0**	**ug/L**	**SW846 6020**	**08/18-08/21/08**	**KT7FE1CJ**
		Dilution Factor: 1		Analysis Time..: 18:57	Analyst ID.....: 002260	
		Instrument ID..: I8		MDL.....: 0.20		
Mercury	ND	0.20	ug/L	SW846 7470A	08/18-08/19/08	KT7FE1CL
		Dilution Factor: 1		Analysis Time..: 12:32	Analyst ID.....: 001576	
		Instrument ID..: H1		MDL.....: 0.10		

NOTE(S):

J Method blank contamination. The associated method blank contains the target analyte at a reportable level.

B Estimated result. Result is less than RL.

Tetra Tech NUS, Inc

Client Sample ID: DMW-8S-081408

TOTAL Metals

Lot-Sample #...: A8H150118-004 **Matrix.....:** WG
Date Sampled...: 08/14/08 14:25 **Date Received..:** 08/15/08

PARAMETER	RESULT	REPORTING LIMIT	UNITS	METHOD	PREPARATION-ANALYSIS DATE	WORK ORDER #
Prep Batch #...: 8231017						
Silver	ND	1.0	ug/L	SW846 6020	08/18-08/21/08	KT7FF1A5
		Dilution Factor: 1		Analysis Time..: 19:01	Analyst ID.....: 002260	
		Instrument ID..: I8		MDL.....: 0.0026		
Arsenic	**6.1**	**5.0**	**ug/L**	**SW846 6020**	**08/18-08/21/08**	**KT7FF1AQ**
		Dilution Factor: 1		Analysis Time..: 19:01	Analyst ID.....: 002260	
		Instrument ID..: I8		MDL.....: 0.13		
Barium	**14.1 J**	**1.0**	**ug/L**	**SW846 6020**	**08/18-08/21/08**	**KT7FF1AR**
		Dilution Factor: 1		Analysis Time..: 19:01	Analyst ID.....: 002260	
		Instrument ID..: I8		MDL.....: 0.014		
Beryllium	**0.51 B**	**1.0**	**ug/L**	**SW846 6020**	**08/18-08/21/08**	**KT7FF1AT**
		Dilution Factor: 1		Analysis Time..: 19:01	Analyst ID.....: 002260	
		Instrument ID..: I8		MDL.....: 0.012		
Cadmium	**0.33 B**	**1.0**	**ug/L**	**SW846 6020**	**08/18-08/21/08**	**KT7FF1AU**
		Dilution Factor: 1		Analysis Time..: 19:01	Analyst ID.....: 002260	
		Instrument ID..: I8		MDL.....: 0.0061		
Cobalt	**10.7**	**1.0**	**ug/L**	**SW846 6020**	**08/18-08/21/08**	**KT7FF1AV**
		Dilution Factor: 1		Analysis Time..: 19:01	Analyst ID.....: 002260	
		Instrument ID..: I8		MDL.....: 0.0041		
Chromium	**2.9**	**2.0**	**ug/L**	**SW846 6020**	**08/18-08/21/08**	**KT7FF1A9**
		Dilution Factor: 1		Analysis Time..: 19:01	Analyst ID.....: 002260	
		Instrument ID..: I8		MDL.....: 0.069		
Copper	**5.4 J**	**2.0**	**ug/L**	**SW846 6020**	**08/18-08/21/08**	**KT7FF1AW**
		Dilution Factor: 1		Analysis Time..: 19:01	Analyst ID.....: 002260	
		Instrument ID..: I8		MDL.....: 0.051		
Iron	**13900 J**	**50.0**	**ug/L**	**SW846 6020**	**08/18-08/21/08**	**KT7FF1AX**
		Dilution Factor: 1		Analysis Time..: 19:01	Analyst ID.....: 002260	
		Instrument ID..: I8		MDL.....: 1.1		
Manganese	**1630 J**	**1.0**	**ug/L**	**SW846 6020**	**08/18-08/21/08**	**KT7FF1A1**
		Dilution Factor: 1		Analysis Time..: 19:01	Analyst ID.....: 002260	
		Instrument ID..: I8		MDL.....: 0.027		

(Continued on next page)

Tetra Tech NUS, Inc

Client Sample ID: DMW-8S-081408

TOTAL Metals

Lot-Sample #...: A8H150118-004 **Matrix.....:** WG

PARAMETER	RESULT	REPORTING LIMIT	UNITS	METHOD	PREPARATION-ANALYSIS DATE	WORK ORDER #
Molybdenum	ND	2.0	ug/L	SW846 6020	08/18-08/21/08	KT7FF1A2
		Dilution Factor: 1		Analysis Time..: 19:01	Analyst ID.....: 002260	
		Instrument ID..: I8		MDL.....: 0.12		
Nickel	**14.2 J**	**2.0**	**ug/L**	**SW846 6020**	**08/18-08/21/08**	**KT7FF1A3**
		Dilution Factor: 1		Analysis Time..: 19:01	Analyst ID.....: 002260	
		Instrument ID..: I8		MDL.....: 0.053		
Lead	**0.50 B,J**	**1.0**	**ug/L**	**SW846 6020**	**08/18-08/21/08**	**KT7FF1A0**
		Dilution Factor: 1		Analysis Time..: 19:01	Analyst ID.....: 002260	
		Instrument ID..: I8		MDL.....: 0.018		
Antimony	**0.11 B**	**2.0**	**ug/L**	**SW846 6020**	**08/18-08/21/08**	**KT7FF1AP**
		Dilution Factor: 1		Analysis Time..: 19:01	Analyst ID.....: 002260	
		Instrument ID..: I8		MDL.....: 0.035		
Selenium	**1.2 B**	**5.0**	**ug/L**	**SW846 6020**	**08/18-08/21/08**	**KT7FF1A4**
		Dilution Factor: 1		Analysis Time..: 19:01	Analyst ID.....: 002260	
		Instrument ID..: I8		MDL.....: 0.14		
Thallium	ND	1.0	ug/L	SW846 6020	08/18-08/21/08	KT7FF1A6
		Dilution Factor: 1		Analysis Time..: 19:01	Analyst ID.....: 002260	
		Instrument ID..: I8		MDL.....: 0.11		
Vanadium	**1.5 B**	**20.0**	**ug/L**	**SW846 6020**	**08/18-08/21/08**	**KT7FF1A7**
		Dilution Factor: 1		Analysis Time..: 19:01	Analyst ID.....: 002260	
		Instrument ID..: I8		MDL.....: 0.46		
Zinc	**58.2 J**	**20.0**	**ug/L**	**SW846 6020**	**08/18-08/21/08**	**KT7FF1A8**
		Dilution Factor: 1		Analysis Time..: 19:01	Analyst ID.....: 002260	
		Instrument ID..: I8		MDL.....: 0.20		
Mercury	ND	0.20	ug/L	SW846 7470A	08/18-08/19/08	KT7FF1AA
		Dilution Factor: 1		Analysis Time..: 12:39	Analyst ID.....: 001576	
		Instrument ID..: H1		MDL.....: 0.10		

NOTE(S):

J Method blank contamination. The associated method blank contains the target analyte at a reportable level.

B Estimated result. Result is less than RL.

Tetra Tech NUS, Inc

Client Sample ID: DMW-8S-081408

DISSOLVED Metals

Lot-Sample #...: A8H150118-004 **Matrix.....:** WG
Date Sampled...: 08/14/08 14:25 **Date Received..:** 08/15/08

PARAMETER	RESULT	REPORTING LIMIT	UNITS	METHOD	PREPARATION-ANALYSIS DATE	WORK ORDER #
Prep Batch #...: 8231017						
Silver	ND	1.0	ug/L	SW846 6020	08/18-08/21/08	KT7FF1CF
		Dilution Factor: 1		Analysis Time..: 19:16	Analyst ID.....: 002260	
		Instrument ID..: I8		MDL.....: 0.0026		
Arsenic	**5.0**	**5.0**	**ug/L**	**SW846 6020**	**08/18-08/21/08**	**KT7FF1AD**
		Dilution Factor: 1		Analysis Time..: 19:16	Analyst ID.....: 002260	
		Instrument ID..: I8		MDL.....: 0.13		
Barium	**12.2 J**	**1.0**	**ug/L**	**SW846 6020**	**08/18-08/21/08**	**KT7FF1AE**
		Dilution Factor: 1		Analysis Time..: 19:16	Analyst ID.....: 002260	
		Instrument ID..: I8		MDL.....: 0.014		
Beryllium	**0.41 B**	**1.0**	**ug/L**	**SW846 6020**	**08/18-08/21/08**	**KT7FF1AF**
		Dilution Factor: 1		Analysis Time..: 19:16	Analyst ID.....: 002260	
		Instrument ID..: I8		MDL.....: 0.012		
Cadmium	**0.28 B**	**1.0**	**ug/L**	**SW846 6020**	**08/18-08/21/08**	**KT7FF1AG**
		Dilution Factor: 1		Analysis Time..: 19:16	Analyst ID.....: 002260	
		Instrument ID..: I8		MDL.....: 0.0061		
Cobalt	**9.5**	**1.0**	**ug/L**	**SW846 6020**	**08/18-08/21/08**	**KT7FF1AH**
		Dilution Factor: 1		Analysis Time..: 19:16	Analyst ID.....: 002260	
		Instrument ID..: I8		MDL.....: 0.0041		
Chromium	**1.1 B**	**2.0**	**ug/L**	**SW846 6020**	**08/18-08/21/08**	**KT7FF1CK**
		Dilution Factor: 1		Analysis Time..: 19:16	Analyst ID.....: 002260	
		Instrument ID..: I8		MDL.....: 0.069		
Copper	**0.49 B,J**	**2.0**	**ug/L**	**SW846 6020**	**08/18-08/21/08**	**KT7FF1AJ**
		Dilution Factor: 1		Analysis Time..: 19:16	Analyst ID.....: 002260	
		Instrument ID..: I8		MDL.....: 0.051		
Iron	**12000 J**	**50.0**	**ug/L**	**SW846 6020**	**08/18-08/21/08**	**KT7FF1AK**
		Dilution Factor: 1		Analysis Time..: 19:16	Analyst ID.....: 002260	
		Instrument ID..: I8		MDL.....: 1.1		
Manganese	**1510 J**	**1.0**	**ug/L**	**SW846 6020**	**08/18-08/21/08**	**KT7FF1CA**
		Dilution Factor: 1		Analysis Time..: 19:16	Analyst ID.....: 002260	
		Instrument ID..: I8		MDL.....: 0.027		

(Continued on next page)

Tetra Tech NUS, Inc

Client Sample ID: DMW-8S-081408

DISSOLVED Metals

Lot-Sample #...: A8H150118-004 **Matrix.....:** WG

PARAMETER	RESULT	REPORTING LIMIT	UNITS	METHOD	PREPARATION-ANALYSIS DATE	WORK ORDER #
Molybdenum	ND	2.0	ug/L	SW846 6020	08/18-08/21/08	KT7FF1CC
		Dilution Factor: 1		Analysis Time..: 19:16	Analyst ID.....: 002260	
		Instrument ID..: I8		MDL.....: 0.12		
Nickel	**12.7 J**	**2.0**	**ug/L**	**SW846 6020**	**08/18-08/21/08**	**KT7FF1CD**
		Dilution Factor: 1		Analysis Time..: 19:16	Analyst ID.....: 002260	
		Instrument ID..: I8		MDL.....: 0.053		
Lead	**0.34 B,J**	**1.0**	**ug/L**	**SW846 6020**	**08/18-08/21/08**	**KT7FF1AL**
		Dilution Factor: 1		Analysis Time..: 19:16	Analyst ID.....: 002260	
		Instrument ID..: I8		MDL.....: 0.018		
Antimony	**0.089 B**	**2.0**	**ug/L**	**SW846 6020**	**08/18-08/21/08**	**KT7FF1AC**
		Dilution Factor: 1		Analysis Time..: 19:16	Analyst ID.....: 002260	
		Instrument ID..: I8		MDL.....: 0.035		
Selenium	**1.0 B**	**5.0**	**ug/L**	**SW846 6020**	**08/18-08/21/08**	**KT7FF1CE**
		Dilution Factor: 1		Analysis Time..: 19:16	Analyst ID.....: 002260	
		Instrument ID..: I8		MDL.....: 0.14		
Thallium	ND	1.0	ug/L	SW846 6020	08/18-08/21/08	KT7FF1CG
		Dilution Factor: 1		Analysis Time..: 19:16	Analyst ID.....: 002260	
		Instrument ID..: I8		MDL.....: 0.11		
Vanadium	**0.97 B**	**20.0**	**ug/L**	**SW846 6020**	**08/18-08/21/08**	**KT7FF1CH**
		Dilution Factor: 1		Analysis Time..: 19:16	Analyst ID.....: 002260	
		Instrument ID..: I8		MDL.....: 0.46		
Zinc	**50.5 J**	**20.0**	**ug/L**	**SW846 6020**	**08/18-08/21/08**	**KT7FF1CJ**
		Dilution Factor: 1		Analysis Time..: 19:16	Analyst ID.....: 002260	
		Instrument ID..: I8		MDL.....: 0.20		
Mercury	ND	0.20	ug/L	SW846 7470A	08/18-08/19/08	KT7FF1CL
		Dilution Factor: 1		Analysis Time..: 12:40	Analyst ID.....: 001576	
		Instrument ID..: H1		MDL.....: 0.10		

NOTE(S):

J Method blank contamination. The associated method blank contains the target analyte at a reportable level.

B Estimated result. Result is less than RL.

Tetra Tech NUS, Inc

Client Sample ID: DMW-1A-081508

TOTAL Metals

Lot-Sample #...: A8H160110-002 **Matrix.....:** WG
Date Sampled...: 08/15/08 10:55 **Date Received..:** 08/16/08

PARAMETER	RESULT	REPORTING LIMIT	UNITS	METHOD	PREPARATION-ANALYSIS DATE	WORK ORDER #
Prep Batch #...: 8231016						
Silver	**0.054 B,J**	**1.0**	**ug/L**	**SW846 6020**	**08/18-08/19/08**	**KT9DV1AT**
		Dilution Factor: 1		Analysis Time..: 16:41	Analyst ID.....: 002260	
		Instrument ID..: I8		MDL.....: 0.0026		
Arsenic	**9.9**	**5.0**	**ug/L**	**SW846 6020**	**08/18-08/19/08**	**KT9DV1AE**
		Dilution Factor: 1		Analysis Time..: 16:41	Analyst ID.....: 002260	
		Instrument ID..: I8		MDL.....: 0.13		
Barium	**11.2 J**	**1.0**	**ug/L**	**SW846 6020**	**08/18-08/19/08**	**KT9DV1AF**
		Dilution Factor: 1		Analysis Time..: 16:41	Analyst ID.....: 002260	
		Instrument ID..: I8		MDL.....: 0.014		
Beryllium	**0.63 B**	**1.0**	**ug/L**	**SW846 6020**	**08/18-08/19/08**	**KT9DV1AG**
		Dilution Factor: 1		Analysis Time..: 16:41	Analyst ID.....: 002260	
		Instrument ID..: I8		MDL.....: 0.012		
Cadmium	**653 J**	**1.0**	**ug/L**	**SW846 6020**	**08/18-08/19/08**	**KT9DV1AH**
		Dilution Factor: 1		Analysis Time..: 16:41	Analyst ID.....: 002260	
		Instrument ID..: I8		MDL.....: 0.0061		
Cobalt	**53.3 J**	**1.0**	**ug/L**	**SW846 6020**	**08/18-08/19/08**	**KT9DV1AJ**
		Dilution Factor: 1		Analysis Time..: 16:41	Analyst ID.....: 002260	
		Instrument ID..: I8		MDL.....: 0.0041		
Chromium	**349 J**	**2.0**	**ug/L**	**SW846 6020**	**08/18-08/19/08**	**KT9DV1AX**
		Dilution Factor: 1		Analysis Time..: 16:41	Analyst ID.....: 002260	
		Instrument ID..: I8		MDL.....: 0.069		
Copper	**13.7 J**	**2.0**	**ug/L**	**SW846 6020**	**08/18-08/19/08**	**KT9DV1AK**
		Dilution Factor: 1		Analysis Time..: 16:41	Analyst ID.....: 002260	
		Instrument ID..: I8		MDL.....: 0.051		
Iron	**18200 J**	**50.0**	**ug/L**	**SW846 6020**	**08/18-08/19/08**	**KT9DV1AL**
		Dilution Factor: 1		Analysis Time..: 16:41	Analyst ID.....: 002260	
		Instrument ID..: I8		MDL.....: 1.1		
Manganese	**2730 J**	**1.0**	**ug/L**	**SW846 6020**	**08/18-08/20/08**	**KT9DV1AN**
		Dilution Factor: 1		Analysis Time..: 10:33	Analyst ID.....: 002260	
		Instrument ID..: I8		MDL.....: 0.027		

(Continued on next page)

Tetra Tech NUS, Inc

Client Sample ID: DMW-1A-081508

TOTAL Metals

Lot-Sample #...: A8H160110-002 **Matrix.....:** WG

PARAMETER	RESULT	REPORTING LIMIT	UNITS	METHOD	PREPARATION-ANALYSIS DATE	WORK ORDER #
Molybdenum	**1.6 B,J**	**2.0**	**ug/L**	**SW846 6020**	**08/18-08/19/08**	**KT9DV1AP**
		Dilution Factor: 1		Analysis Time..: 16:41	Analyst ID.....: 002260	
		Instrument ID..: I8		MDL.....: 0.12		
Nickel	**113 J**	**2.0**	**ug/L**	**SW846 6020**	**08/18-08/19/08**	**KT9DV1AQ**
		Dilution Factor: 1		Analysis Time..: 16:41	Analyst ID.....: 002260	
		Instrument ID..: I8		MDL.....: 0.053		
Lead	**0.85 B,J**	**1.0**	**ug/L**	**SW846 6020**	**08/18-08/19/08**	**KT9DV1AM**
		Dilution Factor: 1		Analysis Time..: 16:41	Analyst ID.....: 002260	
		Instrument ID..: I8		MDL.....: 0.018		
Antimony	**0.17 B,J**	**2.0**	**ug/L**	**SW846 6020**	**08/18-08/19/08**	**KT9DV1AD**
		Dilution Factor: 1		Analysis Time..: 16:41	Analyst ID.....: 002260	
		Instrument ID..: I8		MDL.....: 0.035		
Selenium	**4.6 B**	**5.0**	**ug/L**	**SW846 6020**	**08/18-08/19/08**	**KT9DV1AR**
		Dilution Factor: 1		Analysis Time..: 16:41	Analyst ID.....: 002260	
		Instrument ID..: I8		MDL.....: 0.14		
Thallium	**0.12 B,J**	**1.0**	**ug/L**	**SW846 6020**	**08/18-08/19/08**	**KT9DV1AU**
		Dilution Factor: 1		Analysis Time..: 16:41	Analyst ID.....: 002260	
		Instrument ID..: I8		MDL.....: 0.11		
Vanadium	**5.8 B**	**20.0**	**ug/L**	**SW846 6020**	**08/18-08/19/08**	**KT9DV1AV**
		Dilution Factor: 1		Analysis Time..: 16:41	Analyst ID.....: 002260	
		Instrument ID..: I8		MDL.....: 0.46		
Zinc	**227 J**	**20.0**	**ug/L**	**SW846 6020**	**08/18-08/19/08**	**KT9DV1AW**
		Dilution Factor: 1		Analysis Time..: 16:41	Analyst ID.....: 002260	
		Instrument ID..: I8		MDL.....: 0.20		
Mercury	**0.81**	**0.20**	**ug/L**	**SW846 7470A**	**08/18-08/19/08**	**KT9DV1A0**
		Dilution Factor: 1		Analysis Time..: 11:43	Analyst ID.....: 001576	
		Instrument ID..: H1		MDL.....: 0.10		

NOTE(S):

B Estimated result. Result is less than RL.

J Method blank contamination. The associated method blank contains the target analyte at a reportable level.

Tetra Tech NUS, Inc

Client Sample ID: DMW-1A-081508

DISSOLVED Metals

Lot-Sample #...: A8H160110-002 **Matrix.....:** WG
Date Sampled...: 08/15/08 10:55 **Date Received..:** 08/16/08

PARAMETER	RESULT	REPORTING LIMIT	UNITS	METHOD	PREPARATION-ANALYSIS DATE	WORK ORDER #
Prep Batch #...: 8231016						
Silver	ND	1.0	ug/L	SW846 6020	08/18-08/19/08	KT9DV1CF
		Dilution Factor: 1		Analysis Time..: 16:45	Analyst ID.....: 002260	
		Instrument ID..: I8		MDL.....: 0.0026		
Arsenic	**7.4**	**5.0**	**ug/L**	**SW846 6020**	**08/18-08/19/08**	**KT9DV1A2**
		Dilution Factor: 1		Analysis Time..: 16:45	Analyst ID.....: 002260	
		Instrument ID..: I8		MDL.....: 0.13		
Barium	**11.1 J**	**1.0**	**ug/L**	**SW846 6020**	**08/18-08/19/08**	**KT9DV1A3**
		Dilution Factor: 1		Analysis Time..: 16:45	Analyst ID.....: 002260	
		Instrument ID..: I8		MDL.....: 0.014		
Beryllium	**0.62 B**	**1.0**	**ug/L**	**SW846 6020**	**08/18-08/19/08**	**KT9DV1A4**
		Dilution Factor: 1		Analysis Time..: 16:45	Analyst ID.....: 002260	
		Instrument ID..: I8		MDL.....: 0.012		
Cadmium	**787 J**	**1.0**	**ug/L**	**SW846 6020**	**08/18-08/19/08**	**KT9DV1A5**
		Dilution Factor: 1		Analysis Time..: 16:45	Analyst ID.....: 002260	
		Instrument ID..: I8		MDL.....: 0.0061		
Cobalt	**65.7 J**	**1.0**	**ug/L**	**SW846 6020**	**08/18-08/19/08**	**KT9DV1A6**
		Dilution Factor: 1		Analysis Time..: 16:45	Analyst ID.....: 002260	
		Instrument ID..: I8		MDL.....: 0.0041		
Chromium	**260 J**	**2.0**	**ug/L**	**SW846 6020**	**08/18-08/19/08**	**KT9DV1CK**
		Dilution Factor: 1		Analysis Time..: 16:45	Analyst ID.....: 002260	
		Instrument ID..: I8		MDL.....: 0.069		
Copper	**11.0 J**	**2.0**	**ug/L**	**SW846 6020**	**08/18-08/19/08**	**KT9DV1A7**
		Dilution Factor: 1		Analysis Time..: 16:45	Analyst ID.....: 002260	
		Instrument ID..: I8		MDL.....: 0.051		
Iron	**17700 J**	**50.0**	**ug/L**	**SW846 6020**	**08/18-08/19/08**	**KT9DV1A8**
		Dilution Factor: 1		Analysis Time..: 16:45	Analyst ID.....: 002260	
		Instrument ID..: I8		MDL.....: 1.1		
Manganese	**3330 J**	**1.0**	**ug/L**	**SW846 6020**	**08/18-08/20/08**	**KT9DV1CA**
		Dilution Factor: 1		Analysis Time..: 10:38	Analyst ID.....: 002260	
		Instrument ID..: I8		MDL.....: 0.027		

(Continued on next page)

Tetra Tech NUS, Inc

Client Sample ID: DMW-1A-081508

DISSOLVED Metals

Lot-Sample #...: A8H160110-002 **Matrix.....:** WG

PARAMETER	RESULT	REPORTING LIMIT	UNITS	METHOD	PREPARATION-ANALYSIS DATE	WORK ORDER #
Molybdenum	ND	2.0	ug/L	SW846 6020	08/18-08/19/08	KT9DV1CC
		Dilution Factor: 1		Analysis Time..: 16:45	Analyst ID.....: 002260	
		Instrument ID..: I8		MDL.....: 0.12		
Nickel	**140 J**	**2.0**	**ug/L**	**SW846 6020**	**08/18-08/19/08**	**KT9DV1CD**
		Dilution Factor: 1		Analysis Time..: 16:45	Analyst ID.....: 002260	
		Instrument ID..: I8		MDL.....: 0.053		
Lead	**0.36 B,J**	**1.0**	**ug/L**	**SW846 6020**	**08/18-08/19/08**	**KT9DV1A9**
		Dilution Factor: 1		Analysis Time..: 16:45	Analyst ID.....: 002260	
		Instrument ID..: I8		MDL.....: 0.018		
Antimony	**0.082 B,J**	**2.0**	**ug/L**	**SW846 6020**	**08/18-08/19/08**	**KT9DV1A1**
		Dilution Factor: 1		Analysis Time..: 16:45	Analyst ID.....: 002260	
		Instrument ID..: I8		MDL.....: 0.035		
Selenium	**5.2**	**5.0**	**ug/L**	**SW846 6020**	**08/18-08/19/08**	**KT9DV1CE**
		Dilution Factor: 1		Analysis Time..: 16:45	Analyst ID.....: 002260	
		Instrument ID..: I8		MDL.....: 0.14		
Thallium	**0.14 B,J**	**1.0**	**ug/L**	**SW846 6020**	**08/18-08/19/08**	**KT9DV1CG**
		Dilution Factor: 1		Analysis Time..: 16:45	Analyst ID.....: 002260	
		Instrument ID..: I8		MDL.....: 0.11		
Vanadium	ND	20.0	ug/L	SW846 6020	08/18-08/19/08	KT9DV1CH
		Dilution Factor: 1		Analysis Time..: 16:45	Analyst ID.....: 002260	
		Instrument ID..: I8		MDL.....: 0.46		
Zinc	**264 J**	**20.0**	**ug/L**	**SW846 6020**	**08/18-08/19/08**	**KT9DV1CJ**
		Dilution Factor: 1		Analysis Time..: 16:45	Analyst ID.....: 002260	
		Instrument ID..: I8		MDL.....: 0.20		
Mercury	ND	0.20	ug/L	SW846 7470A	08/18-08/19/08	KT9DV1CL
		Dilution Factor: 1		Analysis Time..: 11:47	Analyst ID.....: 001576	
		Instrument ID..: H1		MDL.....: 0.10		

NOTE(S):

J Method blank contamination. The associated method blank contains the target analyte at a reportable level.

B Estimated result. Result is less than RL.

Tetra Tech NUS, Inc

Client Sample ID: DMW-1B-081508

TOTAL Metals

Lot-Sample #...: A8H160110-003 **Matrix.....:** WG
Date Sampled...: 08/15/08 12:05 **Date Received..:** 08/16/08

PARAMETER	RESULT	REPORTING LIMIT	UNITS	METHOD	PREPARATION-ANALYSIS DATE	WORK ORDER #
Prep Batch #...: 8231016						
Silver	**0.059 B,J**	**1.0**	**ug/L**	**SW846 6020**	**08/18-08/19/08**	**KT9DW1A5**
		Dilution Factor: 1		Analysis Time..: 17:12	Analyst ID.....: 002260	
		Instrument ID..: I8		MDL.....: 0.0026		
Arsenic	**36.1**	**5.0**	**ug/L**	**SW846 6020**	**08/18-08/19/08**	**KT9DW1AQ**
		Dilution Factor: 1		Analysis Time..: 17:12	Analyst ID.....: 002260	
		Instrument ID..: I8		MDL.....: 0.13		
Barium	**30.4 J**	**1.0**	**ug/L**	**SW846 6020**	**08/18-08/19/08**	**KT9DW1AR**
		Dilution Factor: 1		Analysis Time..: 17:12	Analyst ID.....: 002260	
		Instrument ID..: I8		MDL.....: 0.014		
Beryllium	**0.45 B**	**1.0**	**ug/L**	**SW846 6020**	**08/18-08/19/08**	**KT9DW1AT**
		Dilution Factor: 1		Analysis Time..: 17:12	Analyst ID.....: 002260	
		Instrument ID..: I8		MDL.....: 0.012		
Cadmium	**275 J**	**1.0**	**ug/L**	**SW846 6020**	**08/18-08/19/08**	**KT9DW1AU**
		Dilution Factor: 1		Analysis Time..: 17:12	Analyst ID.....: 002260	
		Instrument ID..: I8		MDL.....: 0.0061		
Cobalt	**27.8 J**	**1.0**	**ug/L**	**SW846 6020**	**08/18-08/19/08**	**KT9DW1AV**
		Dilution Factor: 1		Analysis Time..: 17:12	Analyst ID.....: 002260	
		Instrument ID..: I8		MDL.....: 0.0041		
Chromium	**183 J**	**2.0**	**ug/L**	**SW846 6020**	**08/18-08/19/08**	**KT9DW1A9**
		Dilution Factor: 1		Analysis Time..: 17:12	Analyst ID.....: 002260	
		Instrument ID..: I8		MDL.....: 0.069		
Copper	**35.9 J**	**2.0**	**ug/L**	**SW846 6020**	**08/18-08/19/08**	**KT9DW1AW**
		Dilution Factor: 1		Analysis Time..: 17:12	Analyst ID.....: 002260	
		Instrument ID..: I8		MDL.....: 0.051		
Iron	**40400 J**	**50.0**	**ug/L**	**SW846 6020**	**08/18-08/19/08**	**KT9DW1AX**
		Dilution Factor: 1		Analysis Time..: 17:12	Analyst ID.....: 002260	
		Instrument ID..: I8		MDL.....: 1.1		
Manganese	**3040 J**	**1.0**	**ug/L**	**SW846 6020**	**08/18-08/20/08**	**KT9DW1A1**
		Dilution Factor: 1		Analysis Time..: 10:51	Analyst ID.....: 002260	
		Instrument ID..: I8		MDL.....: 0.027		

(Continued on next page)

Tetra Tech NUS, Inc

Client Sample ID: DMW-1B-081508

TOTAL Metals

Lot-Sample #...: A8H160110-003 Matrix.....: WG

PARAMETER	RESULT	REPORTING LIMIT	UNITS	METHOD	PREPARATION-ANALYSIS DATE	WORK ORDER #
Molybdenum	1.5 B,J	2.0	ug/L	SW846 6020	08/18-08/19/08	KT9DW1A2
		Dilution Factor: 1		Analysis Time..: 17:12	Analyst ID.....: 002260	
		Instrument ID..: I8		MDL.....: 0.12		
Nickel	39.4 J	2.0	ug/L	SW846 6020	08/18-08/19/08	KT9DW1A3
		Dilution Factor: 1		Analysis Time..: 17:12	Analyst ID.....: 002260	
		Instrument ID..: I8		MDL.....: 0.053		
Lead	7.8 J	1.0	ug/L	SW846 6020	08/18-08/19/08	KT9DW1A0
		Dilution Factor: 1		Analysis Time..: 17:12	Analyst ID.....: 002260	
		Instrument ID..: I8		MDL.....: 0.018		
Antimony	0.60 B,J	2.0	ug/L	SW846 6020	08/18-08/19/08	KT9DW1AP
		Dilution Factor: 1		Analysis Time..: 17:12	Analyst ID.....: 002260	
		Instrument ID..: I8		MDL.....: 0.035		
Selenium	3.2 B	5.0	ug/L	SW846 6020	08/18-08/19/08	KT9DW1A4
		Dilution Factor: 1		Analysis Time..: 17:12	Analyst ID.....: 002260	
		Instrument ID..: I8		MDL.....: 0.14		
Thallium	0.22 B,J	1.0	ug/L	SW846 6020	08/18-08/19/08	KT9DW1A6
		Dilution Factor: 1		Analysis Time..: 17:12	Analyst ID.....: 002260	
		Instrument ID..: I8		MDL.....: 0.11		
Vanadium	46.6	20.0	ug/L	SW846 6020	08/18-08/19/08	KT9DW1A7
		Dilution Factor: 1		Analysis Time..: 17:12	Analyst ID.....: 002260	
		Instrument ID..: I8		MDL.....: 0.46		
Zinc	130 J	20.0	ug/L	SW846 6020	08/18-08/19/08	KT9DW1A8
		Dilution Factor: 1		Analysis Time..: 17:12	Analyst ID.....: 002260	
		Instrument ID..: I8		MDL.....: 0.20		
Mercury	3.9	0.20	ug/L	SW846 7470A	08/18-08/19/08	KT9DW1AA
		Dilution Factor: 1		Analysis Time..: 12:09	Analyst ID.....: 001576	
		Instrument ID..: H1		MDL.....: 0.10		

NOTE(S):

B Estimated result. Result is less than RL.

J Method blank contamination. The associated method blank contains the target analyte at a reportable level.

Tetra Tech NUS, Inc

Client Sample ID: DMW-1B-081508

DISSOLVED Metals

Lot-Sample #...: A8H160110-003 **Matrix.....:** WG
Date Sampled...: 08/15/08 12:05 **Date Received..:** 08/16/08

PARAMETER	RESULT	REPORTING LIMIT	UNITS	METHOD	PREPARATION-ANALYSIS DATE	WORK ORDER #
Prep Batch #...: 8231016						
Silver	ND	1.0	ug/L	SW846 6020	08/18-08/19/08	KT9DW1CF
		Dilution Factor: 1		Analysis Time..: 17:16	Analyst ID.....: 002260	
		Instrument ID..: I8		MDL.....: 0.0026		
Arsenic	**12.8**	**5.0**	**ug/L**	**SW846 6020**	**08/18-08/19/08**	**KT9DW1AD**
		Dilution Factor: 1		Analysis Time..: 17:16	Analyst ID.....: 002260	
		Instrument ID..: I8		MDL.....: 0.13		
Barium	**12.8 J**	**1.0**	**ug/L**	**SW846 6020**	**08/18-08/19/08**	**KT9DW1AE**
		Dilution Factor: 1		Analysis Time..: 17:16	Analyst ID.....: 002260	
		Instrument ID..: I8		MDL.....: 0.014		
Beryllium	**0.087 B**	**1.0**	**ug/L**	**SW846 6020**	**08/18-08/19/08**	**KT9DW1AF**
		Dilution Factor: 1		Analysis Time..: 17:16	Analyst ID.....: 002260	
		Instrument ID..: I8		MDL.....: 0.012		
Cadmium	**175 J**	**1.0**	**ug/L**	**SW846 6020**	**08/18-08/19/08**	**KT9DW1AG**
		Dilution Factor: 1		Analysis Time..: 17:16	Analyst ID.....: 002260	
		Instrument ID..: I8		MDL.....: 0.0061		
Cobalt	**31.0 J**	**1.0**	**ug/L**	**SW846 6020**	**08/18-08/19/08**	**KT9DW1AH**
		Dilution Factor: 1		Analysis Time..: 17:16	Analyst ID.....: 002260	
		Instrument ID..: I8		MDL.....: 0.0041		
Chromium	**7.8 J**	**2.0**	**ug/L**	**SW846 6020**	**08/18-08/19/08**	**KT9DW1CK**
		Dilution Factor: 1		Analysis Time..: 17:16	Analyst ID.....: 002260	
		Instrument ID..: I8		MDL.....: 0.069		
Copper	**2.7 J**	**2.0**	**ug/L**	**SW846 6020**	**08/18-08/19/08**	**KT9DW1AJ**
		Dilution Factor: 1		Analysis Time..: 17:16	Analyst ID.....: 002260	
		Instrument ID..: I8		MDL.....: 0.051		
Iron	**32400 J**	**50.0**	**ug/L**	**SW846 6020**	**08/18-08/19/08**	**KT9DW1AK**
		Dilution Factor: 1		Analysis Time..: 17:16	Analyst ID.....: 002260	
		Instrument ID..: I8		MDL.....: 1.1		
Manganese	**4080 J**	**1.0**	**ug/L**	**SW846 6020**	**08/18-08/20/08**	**KT9DW1CA**
		Dilution Factor: 1		Analysis Time..: 10:56	Analyst ID.....: 002260	
		Instrument ID..: I8		MDL.....: 0.027		

(Continued on next page)

Tetra Tech NUS, Inc

Client Sample ID: DMW-1B-081508

DISSOLVED Metals

Lot-Sample #...: A8H160110-003 **Matrix.....:** WG

PARAMETER	RESULT	REPORTING LIMIT	UNITS	METHOD	PREPARATION-ANALYSIS DATE	WORK ORDER #
Molybdenum	ND	2.0	ug/L	SW846 6020	08/18-08/19/08	KT9DW1CC
		Dilution Factor: 1		Analysis Time..: 17:16	Analyst ID.....: 002260	
		Instrument ID..: I8		MDL.....: 0.12		
Nickel	**36.7 J**	**2.0**	**ug/L**	**SW846 6020**	**08/18-08/19/08**	**KT9DW1CD**
		Dilution Factor: 1		Analysis Time..: 17:16	Analyst ID.....: 002260	
		Instrument ID..: I8		MDL.....: 0.053		
Lead	**0.34 B,J**	**1.0**	**ug/L**	**SW846 6020**	**08/18-08/19/08**	**KT9DW1AL**
		Dilution Factor: 1		Analysis Time..: 17:16	Analyst ID.....: 002260	
		Instrument ID..: I8		MDL.....: 0.018		
Antimony	ND	2.0	ug/L	SW846 6020	08/18-08/19/08	KT9DW1AC
		Dilution Factor: 1		Analysis Time..: 17:16	Analyst ID.....: 002260	
		Instrument ID..: I8		MDL.....: 0.035		
Selenium	**1.6 B**	**5.0**	**ug/L**	**SW846 6020**	**08/18-08/19/08**	**KT9DW1CE**
		Dilution Factor: 1		Analysis Time..: 17:16	Analyst ID.....: 002260	
		Instrument ID..: I8		MDL.....: 0.14		
Thallium	**0.13 B,J**	**1.0**	**ug/L**	**SW846 6020**	**08/18-08/19/08**	**KT9DW1CG**
		Dilution Factor: 1		Analysis Time..: 17:16	Analyst ID.....: 002260	
		Instrument ID..: I8		MDL.....: 0.11		
Vanadium	ND	20.0	ug/L	SW846 6020	08/18-08/19/08	KT9DW1CH
		Dilution Factor: 1		Analysis Time..: 17:16	Analyst ID.....: 002260	
		Instrument ID..: I8		MDL.....: 0.46		
Zinc	**120 J**	**20.0**	**ug/L**	**SW846 6020**	**08/18-08/19/08**	**KT9DW1CJ**
		Dilution Factor: 1		Analysis Time..: 17:16	Analyst ID.....: 002260	
		Instrument ID..: I8		MDL.....: 0.20		
Mercury	ND	0.20	ug/L	SW846 7470A	08/18-08/19/08	KT9DW1CL
		Dilution Factor: 1		Analysis Time..: 12:11	Analyst ID.....: 001576	
		Instrument ID..: H1		MDL.....: 0.10		

NOTE(S):

J Method blank contamination. The associated method blank contains the target analyte at a reportable level.

B Estimated result. Result is less than RL.

Tetra Tech NUS, Inc

Client Sample ID: DMW-10I-081508

TOTAL Metals

Lot-Sample #...: A8H160110-004 **Matrix.....:** WG
Date Sampled...: 08/15/08 15:02 **Date Received..:** 08/16/08

PARAMETER	RESULT	REPORTING LIMIT	UNITS	METHOD	PREPARATION-ANALYSIS DATE	WORK ORDER #
Prep Batch #...: 8231016						
Silver	ND	1.0	ug/L	SW846 6020	08/18-08/19/08	KT9DX1A5
		Dilution Factor: 1		Analysis Time..: 17:20	Analyst ID.....: 002260	
		Instrument ID..: I8		MDL.....: 0.0026		
Arsenic	**0.62 B**	**5.0**	**ug/L**	**SW846 6020**	**08/18-08/19/08**	**KT9DX1AQ**
		Dilution Factor: 1		Analysis Time..: 17:20	Analyst ID.....: 002260	
		Instrument ID..: I8		MDL.....: 0.13		
Barium	**21.8 J**	**1.0**	**ug/L**	**SW846 6020**	**08/18-08/19/08**	**KT9DX1AR**
		Dilution Factor: 1		Analysis Time..: 17:20	Analyst ID.....: 002260	
		Instrument ID..: I8		MDL.....: 0.014		
Beryllium	**0.041 B**	**1.0**	**ug/L**	**SW846 6020**	**08/18-08/19/08**	**KT9DX1AT**
		Dilution Factor: 1		Analysis Time..: 17:20	Analyst ID.....: 002260	
		Instrument ID..: I8		MDL.....: 0.012		
Cadmium	**0.17 B,J**	**1.0**	**ug/L**	**SW846 6020**	**08/18-08/19/08**	**KT9DX1AU**
		Dilution Factor: 1		Analysis Time..: 17:20	Analyst ID.....: 002260	
		Instrument ID..: I8		MDL.....: 0.0061		
Cobalt	**10.3 J**	**1.0**	**ug/L**	**SW846 6020**	**08/18-08/19/08**	**KT9DX1AV**
		Dilution Factor: 1		Analysis Time..: 17:20	Analyst ID.....: 002260	
		Instrument ID..: I8		MDL.....: 0.0041		
Chromium	**0.58 B,J**	**2.0**	**ug/L**	**SW846 6020**	**08/18-08/19/08**	**KT9DX1A9**
		Dilution Factor: 1		Analysis Time..: 17:20	Analyst ID.....: 002260	
		Instrument ID..: I8		MDL.....: 0.069		
Copper	**4.5 J**	**2.0**	**ug/L**	**SW846 6020**	**08/18-08/19/08**	**KT9DX1AW**
		Dilution Factor: 1		Analysis Time..: 17:20	Analyst ID.....: 002260	
		Instrument ID..: I8		MDL.....: 0.051		
Iron	**118 J**	**50.0**	**ug/L**	**SW846 6020**	**08/18-08/19/08**	**KT9DX1AX**
		Dilution Factor: 1		Analysis Time..: 17:20	Analyst ID.....: 002260	
		Instrument ID..: I8		MDL.....: 1.1		
Manganese	**184 J**	**1.0**	**ug/L**	**SW846 6020**	**08/18-08/20/08**	**KT9DX1A1**
		Dilution Factor: 1		Analysis Time..: 11:00	Analyst ID.....: 002260	
		Instrument ID..: I8		MDL.....: 0.027		

(Continued on next page)

Tetra Tech NUS, Inc

Client Sample ID: DMW-10I-081508

TOTAL Metals

Lot-Sample #...: A8H160110-004 **Matrix.....:** WG

PARAMETER	RESULT	REPORTING LIMIT	UNITS	METHOD	PREPARATION-ANALYSIS DATE	WORK ORDER #
Molybdenum	**0.13 B,J**	**2.0**	**ug/L**	**SW846 6020**	**08/18-08/19/08**	**KT9DX1A2**
		Dilution Factor: 1		Analysis Time..: 17:20	Analyst ID.....: 002260	
		Instrument ID..: I8		MDL.....: 0.12		
Nickel	**11.0 J**	**2.0**	**ug/L**	**SW846 6020**	**08/18-08/19/08**	**KT9DX1A3**
		Dilution Factor: 1		Analysis Time..: 17:20	Analyst ID.....: 002260	
		Instrument ID..: I8		MDL.....: 0.053		
Lead	**0.56 B,J**	**1.0**	**ug/L**	**SW846 6020**	**08/18-08/19/08**	**KT9DX1A0**
		Dilution Factor: 1		Analysis Time..: 17:20	Analyst ID.....: 002260	
		Instrument ID..: I8		MDL.....: 0.018		
Antimony	**0.074 B,J**	**2.0**	**ug/L**	**SW846 6020**	**08/18-08/19/08**	**KT9DX1AP**
		Dilution Factor: 1		Analysis Time..: 17:20	Analyst ID.....: 002260	
		Instrument ID..: I8		MDL.....: 0.035		
Selenium	**0.67 B**	**5.0**	**ug/L**	**SW846 6020**	**08/18-08/19/08**	**KT9DX1A4**
		Dilution Factor: 1		Analysis Time..: 17:20	Analyst ID.....: 002260	
		Instrument ID..: I8		MDL.....: 0.14		
Thallium	ND	1.0	ug/L	SW846 6020	08/18-08/19/08	KT9DX1A6
		Dilution Factor: 1		Analysis Time..: 17:20	Analyst ID.....: 002260	
		Instrument ID..: I8		MDL.....: 0.11		
Vanadium	**4.9 B**	**20.0**	**ug/L**	**SW846 6020**	**08/18-08/19/08**	**KT9DX1A7**
		Dilution Factor: 1		Analysis Time..: 17:20	Analyst ID.....: 002260	
		Instrument ID..: I8		MDL.....: 0.46		
Zinc	**22.1 J**	**20.0**	**ug/L**	**SW846 6020**	**08/18-08/19/08**	**KT9DX1A8**
		Dilution Factor: 1		Analysis Time..: 17:20	Analyst ID.....: 002260	
		Instrument ID..: I8		MDL.....: 0.20		
Mercury	**0.13 B**	**0.20**	**ug/L**	**SW846 7470A**	**08/18-08/19/08**	**KT9DX1AA**
		Dilution Factor: 1		Analysis Time..: 11:55	Analyst ID.....: 001576	
		Instrument ID..: H1		MDL.....: 0.10		

NOTE(S):

B Estimated result. Result is less than RL.

J Method blank contamination. The associated method blank contains the target analyte at a reportable level.

Tetra Tech NUS, Inc

Client Sample ID: DMW-10I-081508

DISSOLVED Metals

Lot-Sample #...: A8H160110-004 **Matrix.....:** WG
Date Sampled...: 08/15/08 15:02 **Date Received..:** 08/16/08

PARAMETER	RESULT	REPORTING LIMIT	UNITS	METHOD	PREPARATION-ANALYSIS DATE	WORK ORDER #
Prep Batch #...: 8231016						
Silver	ND	1.0	ug/L	SW846 6020	08/18-08/19/08	KT9DX1CF
		Dilution Factor: 1		Analysis Time..: 17:24	Analyst ID.....: 002260	
		Instrument ID..: I8		MDL.....: 0.0026		
Arsenic	**0.40 B**	**5.0**	**ug/L**	**SW846 6020**	**08/18-08/19/08**	**KT9DX1AD**
		Dilution Factor: 1		Analysis Time..: 17:24	Analyst ID.....: 002260	
		Instrument ID..: I8		MDL.....: 0.13		
Barium	**21.6 J**	**1.0**	**ug/L**	**SW846 6020**	**08/18-08/19/08**	**KT9DX1AE**
		Dilution Factor: 1		Analysis Time..: 17:24	Analyst ID.....: 002260	
		Instrument ID..: I8		MDL.....: 0.014		
Beryllium	**0.036 B**	**1.0**	**ug/L**	**SW846 6020**	**08/18-08/19/08**	**KT9DX1AF**
		Dilution Factor: 1		Analysis Time..: 17:24	Analyst ID.....: 002260	
		Instrument ID..: I8		MDL.....: 0.012		
Cadmium	**0.16 B,J**	**1.0**	**ug/L**	**SW846 6020**	**08/18-08/19/08**	**KT9DX1AG**
		Dilution Factor: 1		Analysis Time..: 17:24	Analyst ID.....: 002260	
		Instrument ID..: I8		MDL.....: 0.0061		
Cobalt	**10.5 J**	**1.0**	**ug/L**	**SW846 6020**	**08/18-08/19/08**	**KT9DX1AH**
		Dilution Factor: 1		Analysis Time..: 17:24	Analyst ID.....: 002260	
		Instrument ID..: I8		MDL.....: 0.0041		
Chromium	**0.19 B,J**	**2.0**	**ug/L**	**SW846 6020**	**08/18-08/19/08**	**KT9DX1CK**
		Dilution Factor: 1		Analysis Time..: 17:24	Analyst ID.....: 002260	
		Instrument ID..: I8		MDL.....: 0.069		
Copper	**5.3 J**	**2.0**	**ug/L**	**SW846 6020**	**08/18-08/19/08**	**KT9DX1AJ**
		Dilution Factor: 1		Analysis Time..: 17:24	Analyst ID.....: 002260	
		Instrument ID..: I8		MDL.....: 0.051		
Iron	**5.2 B,J**	**50.0**	**ug/L**	**SW846 6020**	**08/18-08/19/08**	**KT9DX1AK**
		Dilution Factor: 1		Analysis Time..: 17:24	Analyst ID.....: 002260	
		Instrument ID..: I8		MDL.....: 1.1		
Manganese	**184 J**	**1.0**	**ug/L**	**SW846 6020**	**08/18-08/20/08**	**KT9DX1CA**
		Dilution Factor: 1		Analysis Time..: 11:04	Analyst ID.....: 002260	
		Instrument ID..: I8		MDL.....: 0.027		

(Continued on next page)

Tetra Tech NUS, Inc

Client Sample ID: DMW-10I-081508

DISSOLVED Metals

Lot-Sample #...: A8H160110-004 **Matrix.....:** WG

PARAMETER	RESULT	REPORTING LIMIT	UNITS	METHOD	PREPARATION-ANALYSIS DATE	WORK ORDER #
Molybdenum	ND	2.0	ug/L	SW846 6020	08/18-08/19/08	KT9DX1CC
		Dilution Factor: 1		Analysis Time..: 17:24	Analyst ID.....: 002260	
		Instrument ID..: I8		MDL.....: 0.12		
Nickel	**10.7 J**	**2.0**	**ug/L**	**SW846 6020**	**08/18-08/19/08**	**KT9DX1CD**
		Dilution Factor: 1		Analysis Time..: 17:24	Analyst ID.....: 002260	
		Instrument ID..: I8		MDL.....: 0.053		
Lead	**0.37 B,J**	**1.0**	**ug/L**	**SW846 6020**	**08/18-08/19/08**	**KT9DX1AL**
		Dilution Factor: 1		Analysis Time..: 17:24	Analyst ID.....: 002260	
		Instrument ID..: I8		MDL.....: 0.018		
Antimony	**0.045 B,J**	**2.0**	**ug/L**	**SW846 6020**	**08/18-08/19/08**	**KT9DX1AC**
		Dilution Factor: 1		Analysis Time..: 17:24	Analyst ID.....: 002260	
		Instrument ID..: I8		MDL.....: 0.035		
Selenium	**0.67 B**	**5.0**	**ug/L**	**SW846 6020**	**08/18-08/19/08**	**KT9DX1CE**
		Dilution Factor: 1		Analysis Time..: 17:24	Analyst ID.....: 002260	
		Instrument ID..: I8		MDL.....: 0.14		
Thallium	ND	1.0	ug/L	SW846 6020	08/18-08/19/08	KT9DX1CG
		Dilution Factor: 1		Analysis Time..: 17:24	Analyst ID.....: 002260	
		Instrument ID..: I8		MDL.....: 0.11		
Vanadium	**3.7 B**	**20.0**	**ug/L**	**SW846 6020**	**08/18-08/19/08**	**KT9DX1CH**
		Dilution Factor: 1		Analysis Time..: 17:24	Analyst ID.....: 002260	
		Instrument ID..: I8		MDL.....: 0.46		
Zinc	**25.9 J**	**20.0**	**ug/L**	**SW846 6020**	**08/18-08/19/08**	**KT9DX1CJ**
		Dilution Factor: 1		Analysis Time..: 17:24	Analyst ID.....: 002260	
		Instrument ID..: I8		MDL.....: 0.20		
Mercury	ND	0.20	ug/L	SW846 7470A	08/18-08/19/08	KT9DX1CL
		Dilution Factor: 1		Analysis Time..: 11:56	Analyst ID.....: 001576	
		Instrument ID..: H1		MDL.....: 0.10		

NOTE(S):

B Estimated result. Result is less than RL.

J Method blank contamination. The associated method blank contains the target analyte at a reportable level.

Tetra Tech NUS, Inc

Client Sample ID: DMW-24I-081108

General Chemistry

Lot-Sample #...: A8H120110-002 **Work Order #...:** KT0RM **Matrix.....:** WG
Date Sampled...: 08/11/08 11:45 **Date Received..:** 08/12/08

PARAMETER	RESULT	RL	UNITS	METHOD	PREPARATION-ANALYSIS DATE	PREP BATCH #
Hexavalent Chromium	ND	0.02	mg/L	SW846 7196A	08/12/08	8225369

Dilution Factor: 1 MDL.....: 0.002

Tetra Tech NUS, Inc

Client Sample ID: DMW-11S-081108

General Chemistry

Lot-Sample #...: A8H120110-003 **Work Order #...:** KT0RP **Matrix.....:** WG
Date Sampled...: 08/11/08 12:06 **Date Received..:** 08/12/08

PARAMETER	RESULT	RL	UNITS	METHOD	PREPARATION-ANALYSIS DATE	PREP BATCH #
Hexavalent Chromium	ND	0.02	mg/L	SW846 7196A	08/12/08	8225369

Dilution Factor: 1 MDL.....: 0.002

Tetra Tech NUS, Inc

Client Sample ID: DMW-24S-081108

General Chemistry

Lot-Sample #...: A8H120110-004 **Work Order #...:** KT0RQ **Matrix.....:** WG
Date Sampled...: 08/11/08 13:20 **Date Received..:** 08/12/08

PARAMETER	RESULT	RL	UNITS	METHOD	PREPARATION-ANALYSIS DATE	PREP BATCH #
Hexavalent Chromium	ND	0.02	mg/L	SW846 7196A	08/12/08	8225369

Dilution Factor: 1 MDL.....: 0.002

Tetra Tech NUS, Inc

Client Sample ID: DMW-11I-081108

General Chemistry

Lot-Sample #...: A8H120110-005 **Work Order #...:** KT0RR **Matrix.....:** WG
Date Sampled...: 08/11/08 13:26 **Date Received..:** 08/12/08

PARAMETER	RESULT	RL	UNITS	METHOD	PREPARATION-ANALYSIS DATE	PREP BATCH #
Hexavalent Chromium	ND	0.02	mg/L	SW846 7196A	08/12/08	8225369

Dilution Factor: 1 MDL.....: 0.002

Tetra Tech NUS, Inc

Client Sample ID: MW-3-081108

General Chemistry

Lot-Sample #...: A8H120110-006 **Work Order #...:** KT0RT **Matrix.....:** WG
Date Sampled...: 08/11/08 16:09 **Date Received..:** 08/12/08

PARAMETER	RESULT	RL	UNITS	METHOD	PREPARATION-ANALYSIS DATE	PREP BATCH #
Hexavalent Chromium	ND	0.02	mg/L	SW846 7196A	08/12/08	8225369

Dilution Factor: 1 MDL.....: 0.002

Tetra Tech NUS, Inc

Client Sample ID: DMW-23S-081108

General Chemistry

Lot-Sample #...: A8H120110-007 **Work Order #...:** KT0RW **Matrix.....:** WG
Date Sampled...: 08/11/08 16:10 **Date Received..:** 08/12/08

PARAMETER	RESULT	RL	UNITS	METHOD	PREPARATION-ANALYSIS DATE	PREP BATCH #
Hexavalent Chromium	ND	0.02	mg/L	SW846 7196A	08/12/08	8225369

Dilution Factor: 1 MDL.....: 0.002

Tetra Tech NUS, Inc

Client Sample ID: DMW-8D-081408

General Chemistry

Lot-Sample #...: A8H150118-002 **Work Order #...:** KT7FD **Matrix.....:** WG
Date Sampled...: 08/14/08 10:47 **Date Received..:** 08/15/08

PARAMETER	RESULT	RL	UNITS	METHOD	PREPARATION-ANALYSIS DATE	PREP BATCH #
Hexavalent Chromium	ND	0.02	mg/L	SW846 7196A	08/15/08	8229010

Dilution Factor: 1 MDL.....: 0.002

Tetra Tech NUS, Inc

Client Sample ID: DMW-8I-081408

General Chemistry

Lot-Sample #...: A8H150118-003 **Work Order #...:** KT7FE **Matrix.....:** WG
Date Sampled...: 08/14/08 11:57 **Date Received..:** 08/15/08

PARAMETER	RESULT	RL	UNITS	METHOD	PREPARATION-ANALYSIS DATE	PREP BATCH #
Hexavalent Chromium	**0.1**	**0.10**	**mg/L**	**SW846 7196A**	**08/15/08**	**8229010**

Dilution Factor: 5 MDL.....: 0.01

Tetra Tech NUS, Inc

Client Sample ID: DMW-8S-081408

General Chemistry

Lot-Sample #...: A8H150118-004 **Work Order #...:** KT7FF **Matrix.....:** WG
Date Sampled...: 08/14/08 14:25 **Date Received..:** 08/15/08

PARAMETER	RESULT	RL	UNITS	METHOD	PREPARATION-ANALYSIS DATE	PREP BATCH #
Hexavalent Chromium	**0.009 B**	**0.02**	**mg/L**	**SW846 7196A**	**08/15/08**	**8229010**

Dilution Factor: 1 MDL.....: 0.002

NOTE(S):

RL Reporting Limit

B Estimated result. Result is less than RL.

Tetra Tech NUS, Inc

Client Sample ID: DMW-1A-081508

General Chemistry

Lot-Sample #...: A8H160110-002 **Work Order #...:** KT9DV **Matrix.....:** WG
Date Sampled...: 08/15/08 10:55 **Date Received..:** 08/16/08

PARAMETER	RESULT	RL	UNITS	METHOD	PREPARATION-ANALYSIS DATE	PREP BATCH #
Hexavalent Chromium	ND	0.02	mg/L	SW846 7196A	08/16/08	8231111

Dilution Factor: 1 MDL.....: 0.002

Tetra Tech NUS, Inc

Client Sample ID: DMW-1B-081508

General Chemistry

Lot-Sample #...: A8H160110-003 **Work Order #...:** KT9DW **Matrix.....:** WG
Date Sampled...: 08/15/08 12:05 **Date Received..:** 08/16/08

PARAMETER	RESULT	RL	UNITS	METHOD	PREPARATION-ANALYSIS DATE	PREP BATCH #
Hexavalent Chromium	**0.01 B**	**0.10**	**mg/L**	**SW846 7196A**	**08/16/08**	**8231111**

Dilution Factor: 5 MDL.....: 0.01

NOTE(S):

RL Reporting Limit

B Estimated result. Result is less than RL.

Tetra Tech NUS, Inc

Client Sample ID: DMW-10I-081508

General Chemistry

Lot-Sample #...: A8H160110-004 **Work Order #...:** KT9DX **Matrix.....:** WG
Date Sampled...: 08/15/08 15:02 **Date Received..:** 08/16/08

PARAMETER	RESULT	RL	UNITS	METHOD	PREPARATION-ANALYSIS DATE	PREP BATCH #
Hexavalent Chromium	ND	0.02	mg/L	SW846 7196A	08/16/08	8231111

Dilution Factor: 1 MDL.....: 0.002

APPENDIX C

Support Documentation

CASE NARRATIVE

8H12110

The following report contains the analytical results for twelve water samples and three quality control samples submitted to TestAmerica North Canton by Tetra Tech NUS Inc. from the Martin State Airport Site. The samples were received August 12, 2008, August 15, 2008 and August 16, 2008, according to documented sample acceptance procedures.

This SDG consists of (3) laboratory ID's: A8H120110, A8H150118, and A8H160110.

TestAmerica utilizes USEPA approved methods in all analytical work. The samples presented in this report were analyzed for the parameter(s) listed on the analytical methods summary page in accordance with the method(s) indicated. Preliminary results were provided to Michael Martin, Tobrena Skeen, and Tony Apanavage on August 22, 2008 and August 25, 2008. A summary of QC data for these analyses is included at the back of the report.

TestAmerica North Canton attests to the validity of the laboratory data generated by TestAmerica facilities reported herein. All analyses performed by TestAmerica facilities were done using established laboratory SOPs that incorporate QA/QC procedures described in the applicable methods. TestAmerica's operations groups have reviewed the data for compliance with the laboratory QA/QC plan, and data have been found to be compliant with laboratory protocols unless otherwise noted below.

Any reference within this document to Severn Trent Laboratories, Inc. or STL, should be understood to refer to TestAmerica Laboratories, Inc. (formerly known as Severn Trent Laboratories, Inc.)

The test results in this report meet all NELAP requirements for parameters for which accreditation is required or available. Any exceptions to NELAP requirements are noted in this report. Pursuant to NELAP, this report may not be reproduced, except in full, without the written approval of the laboratory.

Please refer to the Quality Control Elements Narrative following this case narrative for additional quality control information.

If you have any questions, please call the Project Manager, Patrick J. O'Meara, at 330-497-9396.

This report is sequentially paginated. The final page of the report is labeled as "END OF REPORT."

CASE NARRATIVE (continued)

SUPPLEMENTAL QC INFORMATION

SAMPLE RECEIVING

The temperatures of the coolers upon sample receipt were 1.9, 2.0, 3.7, and 5.4°C.

GC/MS VOLATILES

The sample(s) that contained concentrations of target analyte(s) at a reportable level in the associated Method Blank(s) were flagged with "B". All target analytes in the Method Blank must be below the reporting limit (RL) or the associated sample(s) must be ND with the exception of common laboratory contaminants.

The sample(s) that contain results between the MDL and the RL were flagged with "J". There is a possibility of false positive or mis-identification at these quantitation levels. In analytical methods requiring confirmation of the analyte reported, confirmation was performed only down to the standard reporting limit (SRL). The acceptance criteria for QC samples may not be met at these quantitation levels.

2-Chloroethyl vinyl ether cannot be reliably recovered in an acid preserved sample.

GC/MS SEMIVOLATILES

The analytical results met the requirements of the laboratory's QA/QC program.

METALS

The sample(s) that contain results between the MDL and the RL were flagged with "B". There is the possibility of false positive or mis-identification at these quantitation levels. The acceptance criteria for the ICB, CCB, and Method Blank are +/- the standard reporting limit (SRL).

The sample(s) that contained concentrations of target analyte(s) at a reportable level in the associated Method Blank(s) were flagged with "J". Refer to the sample report pages for the affected analyte(s).

Matrix spike recovery and relative percent difference (RPD) data were not calculated for some analytes for DMW-24I-081108 and DMW-1A-081508 due to the sample concentration reading greater than four times the spike amount. See the Matrix Spike Report for the affected analytes which will be flagged with "NC, MSB".

CASE NARRATIVE (continued)

METALS (continued)

The matrix spike/matrix spike duplicate(s) for DMW-1A-081508 had recoveries outside acceptance limits. However, since the associated method blank(s) and laboratory control sample(s) were in control, no corrective action was necessary.

GENERAL CHEMISTRY

The sample(s) that contain results between the MDL and the RL were flagged with "B". There is the possibility of false positive or mis-identification at these quantitation levels. The acceptance criteria for the ICB, CCB, and Method Blank are +/- the standard reporting limit (SRL).

Chain of Custody Record

Temperature on Receipt _____

Drinking Water? Yes ☐ No ☐

TestAmerica

THE LEADER IN ENVIRONMENTAL TESTING

29

TAL-4124 (1007)

Client: Tetra Tech NUS	Project Manager: Tony Aparavage	Date: 8-11-08	Chain of Custody Number: 093931
Address: 20251 Century Blvd Ste 200	Telephone Number (Area Code)/Fax Number: (301) 528-3021	Lab Number:	Page 1 of 1
City: Germantown / State: MD / Zip Code: 20874	Site Contact: Walt Payne	Lab Contact: Pat O'Meara	
Project Name and Location (State): Martin State Airport	Carrier/Waybill Number:		
Contract/Purchase Order/Quote No.			

Sample I.D. No. and Description (Containers for each sample may be combined on one line)	Date	Time	Matrix: Air	Aqueous	Sed.	Soil	Containers & Preservatives: Unpres.	H2SO4	HNO3	HCl	NaOH	ZnAc/NaOH	Analysis: VOCs	TAL metals	Diss metals	1,4 Dioxane	Hex Chrom	Special Instructions/ Conditions of Receipt
TB-081108	8-11-08	0730		X						X			X					
DMW-24I-081108		1145		X			X		X	X			X	X	X	X	X	
DMW-11S-081108		1206		X			X		X	X			X	X	X	X	X	
DMW-24S-081108		1320		X			X		X	X			X	X	X	X	X	
DMW-11I-081108		1326		X			X		X	X			X	X	X	X	X	
~~Dup-1~~ MW-3-081108		1609		X			X		X	X			X	X	X	X	X	
DMW-23S-081108		1610		X			X		X	X			X	X	X	X	X	

Possible Hazard Identification

☐ Non-Hazard ☐ Flammable ☐ Skin Irritant ☐ Poison B ☐ Unknown

Sample Disposal

☐ Return To Client ☐ Disposal By Lab ☐ Archive For _____ Months (A fee may be assessed if samples are retained longer than 1 month)

Turn Around Time Required

☐ 24 Hours ☐ 48 Hours ☐ 7 Days ☐ 14 Days ☐ 21 Days ☐ Other _____

QC Requirements (Specify)

	Date	Time		Date	Time
1. Relinquished By: Walter R	8-11-08	1800	1. Received By: J Maldyo	8/11/08	9:00AM
2. Relinquished By			2. Received By		
3. Relinquished By			3. Received By		

Comments

DISTRIBUTION: WHITE - Returned to Client with Report; CANARY - Stays with the Sample; PINK - Field Copy

North Canton

Chain of Custody Record

Temperature on Receipt _____

Drinking Water? Yes ☐ No ☐

TestAmerica
THE LEADER IN ENVIRONMENTAL TESTING

TAL-4124 (1007)

Client	Project Manager	Date	Chain of Custody Number
Tetra Tech NUS	Tony Apanavage	8-14-08	093951
Address	**Telephone Number (Area Code)/Fax Number**	**Lab Number**	**Page 1 of 1**
20251 Century Blvd STE 200	(301) 528-3021		
City / State / Zip Code	**Site Contact**	**Lab Contact**	
Germantown MD 20874	Walt Ayers	Art O'Meara	
Project Name and Location (State)	**Carrier/Waybill Number**		
Martin State Airport			
Contract/Purchase Order/Quote No.			

Sample I.D. No. and Description (Containers for each sample may be combined on one line)	Date	Time	Matrix: Air	Aqueous	Sed.	Soil	Containers & Preservatives: Unpres.	H2SO4	HNO3	HCl	NaOH	ZnAc/ NaOH	Analysis: VOCs	TAL metals	Diss metals	1,4 Dioxane	Hex Chrom	Special Instructions/ Conditions of Receipt
TB-081408	8-14-08	0730		X						X			X					
DMW-8D-081408		1047		X			X		X	X			X	X	X	X	X	
DMW-8I-081408		1157		X			X		X	X			X	X	X	X	X	
DMW-8S-081408		1425		X			X		X	X			X	X	X	X	X	

Possible Hazard Identification
☐ Non-Hazard ☐ Flammable ☐ Skin Irritant ☐ Poison B ☐ Unknown

Sample Disposal
☐ Return To Client ☐ Disposal By Lab ☐ Archive For _____ Months
(A fee may be assessed if samples are retained longer than 1 month)

Turn Around Time Required
☐ 24 Hours ☐ 48 Hours ☐ 7 Days ☐ 14 Days ☐ 21 Days ☐ Other _____

QC Requirements (Specify)

	Date	Time		Date	Time
1. Relinquished By: Walt Ayers	8-14-08	1700	1. Received By	8-15-8	9:20
2. Relinquished By			2. Received By		
3. Relinquished By			3. Received By		

Comments

DISTRIBUTION: WHITE - Returned to Client with Report; CANARY - Stays with the Sample; PINK - Field Copy

North Canton

Chain of Custody Record

Temperature on Receipt _____

Drinking Water? Yes ☐ No ☐

TestAmerica
THE LEADER IN ENVIRONMENTAL TESTING

35

TAL-4124 (1007)

Client	Project Manager	Date	Chain of Custody Number
Tetra Tech NUS	Tony Appavarage	8-15-08	093952
Address	**Telephone Number (Area Code)/Fax Number**	**Lab Number**	**Page 1 of 1**
20251 Century Blvd Ste 200	(301) 528-3021		
City / **State** / **Zip Code**	**Site Contact**	**Lab Contact**	
Germantown / MD / 20874	Walt Ryan	Pat O'Meara	
Project Name and Location (State)	**Carrier/Waybill Number**		
Martin State Airport			
Contract/Purchase Order/Quote No.			

Sample I.D. No. and Description (Containers for each sample may be combined on one line)	Date	Time	Matrix: Air	Aqueous	Sed.	Soil	Containers & Preservatives: Unpres.	H2SO4	HNO3	HCl	NaOH	ZnAc/NaOH	Analysis: VOCs	TAL metals	Diss metal	1,4 Dioxane	Hex chrom	Special Instructions/ Conditions of Receipt
TB-081508	8-15-08	0730		X						X			X					
DMW-1A-081508		1055		X			X		X	X			X	X	X	X	X	
DMW-1B-081508		1205		X			X		X	X			X	X	X	X	X	
DMW-10I-081508	↓	1502		X			X		X	X			X	X	X	X	X	

Possible Hazard Identification
☐ Non-Hazard ☐ Flammable ☐ Skin Irritant ☐ Poison B ☐ Unknown

Sample Disposal
☐ Return To Client ☐ Disposal By Lab ☐ Archive For _____ Months
(A fee may be assessed if samples are retained longer than 1 month)

Turn Around Time Required
☐ 24 Hours ☐ 48 Hours ☐ 7 Days ☐ 14 Days ☐ 21 Days ☐ Other _____

QC Requirements (Specify)

	Relinquished By	Date	Time	Received By	Date	Time
1.		8-15-08	1630		8-16-08	0915
2.						
3.						

Comments

DISTRIBUTION: WHITE - Returned to Client with Report; CANARY - Stays with the Sample; PINK - Field Copy

North Canton

METHOD BLANK REPORT

TOTAL Metals

Client Lot #...: 8H12110 Matrix.....: WATER

PARAMETER	RESULT	REPORTING LIMIT	UNITS	METHOD	PREPARATION-ANALYSIS DATE	WORK ORDER #
MB Lot-Sample #: A8H180000-016 Prep Batch #...: 8231016						
Antimony	**0.21 B**	**2.0**	**ug/L**	**SW846 6020**	**08/18-08/19/08**	**KVAA91AA**
		Dilution Factor: 1				
		Analysis Time..: 15:20		Analyst ID.....: 002260	Instrument ID..: I8	
Arsenic	ND	5.0	ug/L	SW846 6020	08/18-08/19/08	KVAA91AC
		Dilution Factor: 1				
		Analysis Time..: 15:20		Analyst ID.....: 002260	Instrument ID..: I8	
Barium	**1.3**	**1.0**	**ug/L**	**SW846 6020**	**08/18-08/19/08**	**KVAA91AD**
		Dilution Factor: 1				
		Analysis Time..: 15:20		Analyst ID.....: 002260	Instrument ID..: I8	
Beryllium	ND	1.0	ug/L	SW846 6020	08/18-08/19/08	KVAA91AE
		Dilution Factor: 1				
		Analysis Time..: 15:20		Analyst ID.....: 002260	Instrument ID..: I8	
Cadmium	**0.078 B**	**1.0**	**ug/L**	**SW846 6020**	**08/18-08/19/08**	**KVAA91AF**
		Dilution Factor: 1				
		Analysis Time..: 15:20		Analyst ID.....: 002260	Instrument ID..: I8	
Chromium	**0.10 B**	**2.0**	**ug/L**	**SW846 6020**	**08/18-08/19/08**	**KVAA91AV**
		Dilution Factor: 1				
		Analysis Time..: 15:20		Analyst ID.....: 002260	Instrument ID..: I8	
Cobalt	**0.085 B**	**1.0**	**ug/L**	**SW846 6020**	**08/18-08/19/08**	**KVAA91AG**
		Dilution Factor: 1				
		Analysis Time..: 15:20		Analyst ID.....: 002260	Instrument ID..: I8	
Copper	**0.54 B**	**2.0**	**ug/L**	**SW846 6020**	**08/18-08/19/08**	**KVAA91AH**
		Dilution Factor: 1				
		Analysis Time..: 15:20		Analyst ID.....: 002260	Instrument ID..: I8	
Iron	**35.2 B**	**50.0**	**ug/L**	**SW846 6020**	**08/18-08/19/08**	**KVAA91AJ**
		Dilution Factor: 1				
		Analysis Time..: 15:20		Analyst ID.....: 002260	Instrument ID..: I8	
Lead	**0.20 B**	**1.0**	**ug/L**	**SW846 6020**	**08/18-08/19/08**	**KVAA91AK**
		Dilution Factor: 1				
		Analysis Time..: 15:20		Analyst ID.....: 002260	Instrument ID..: I8	
Manganese	**0.59 B**	**1.0**	**ug/L**	**SW846 6020**	**08/18-08/19/08**	**KVAA91AL**
		Dilution Factor: 1				
		Analysis Time..: 15:20		Analyst ID.....: 002260	Instrument ID..: I8	

(Continued on next page)

METHOD BLANK REPORT

TOTAL Metals

Client Lot #...: 8H12110 **Matrix.....:** WATER

PARAMETER	RESULT	REPORTING LIMIT	UNITS	METHOD	PREPARATION-ANALYSIS DATE	WORK ORDER #
Molybdenum	**0.25 B**	**2.0**	**ug/L**	**SW846 6020**	**08/18-08/19/08**	**KVAA91AM**
		Dilution Factor: 1				
		Analysis Time..: 15:20		Analyst ID.....: 002260	Instrument ID..: I8	
Nickel	**0.22 B**	**2.0**	**ug/L**	**SW846 6020**	**08/18-08/19/08**	**KVAA91AN**
		Dilution Factor: 1				
		Analysis Time..: 15:20		Analyst ID.....: 002260	Instrument ID..: I8	
Selenium	ND	5.0	ug/L	SW846 6020	08/18-08/19/08	KVAA91AP
		Dilution Factor: 1				
		Analysis Time..: 15:20		Analyst ID.....: 002260	Instrument ID..: I8	
Silver	**0.089 B**	**1.0**	**ug/L**	**SW846 6020**	**08/18-08/19/08**	**KVAA91AQ**
		Dilution Factor: 1				
		Analysis Time..: 15:20		Analyst ID.....: 002260	Instrument ID..: I8	
Thallium	**0.15 B**	**1.0**	**ug/L**	**SW846 6020**	**08/18-08/19/08**	**KVAA91AR**
		Dilution Factor: 1				
		Analysis Time..: 15:20		Analyst ID.....: 002260	Instrument ID..: I8	
Vanadium	ND	20.0	ug/L	SW846 6020	08/18-08/19/08	KVAA91AT
		Dilution Factor: 1				
		Analysis Time..: 15:20		Analyst ID.....: 002260	Instrument ID..: I8	
Zinc	**4.0 B**	**20.0**	**ug/L**	**SW846 6020**	**08/18-08/19/08**	**KVAA91AU**
		Dilution Factor: 1				
		Analysis Time..: 15:20		Analyst ID.....: 002260	Instrument ID..: I8	
Mercury	ND	0.20	ug/L	SW846 7470A	08/18-08/19/08	KVAA91AW
		Dilution Factor: 1				
		Analysis Time..: 11:41		Analyst ID.....: 001576	Instrument ID..: H1	

MB Lot-Sample #: A8H180000-017 **Prep Batch #...:** 8231017

Antimony	ND	2.0	ug/L	SW846 6020	08/18-08/21/08	KVACC1AA
		Dilution Factor: 1				
		Analysis Time..: 17:14		Analyst ID.....: 002260	Instrument ID..: I8	
Arsenic	ND	5.0	ug/L	SW846 6020	08/18-08/21/08	KVACC1AC
		Dilution Factor: 1				
		Analysis Time..: 17:14		Analyst ID.....: 002260	Instrument ID..: I8	
Barium	**0.92 B**	**1.0**	**ug/L**	**SW846 6020**	**08/18-08/21/08**	**KVACC1AD**
		Dilution Factor: 1				
		Analysis Time..: 17:14		Analyst ID.....: 002260	Instrument ID..: I8	

(Continued on next page)

METHOD BLANK REPORT

TOTAL Metals

Client Lot #...: 8H12110 **Matrix.....:** WATER

PARAMETER	RESULT	REPORTING LIMIT	UNITS	METHOD	PREPARATION-ANALYSIS DATE	WORK ORDER #
Beryllium	ND	1.0	ug/L	SW846 6020	08/18-08/21/08	KVACC1AE
		Dilution Factor: 1				
		Analysis Time..: 17:14		Analyst ID.....: 002260	Instrument ID..: I8	
Cadmium	ND	1.0	ug/L	SW846 6020	08/18-08/21/08	KVACC1AF
		Dilution Factor: 1				
		Analysis Time..: 17:14		Analyst ID.....: 002260	Instrument ID..: I8	
Chromium	ND	2.0	ug/L	SW846 6020	08/18-08/21/08	KVACC1AV
		Dilution Factor: 1				
		Analysis Time..: 17:14		Analyst ID.....: 002260	Instrument ID..: I8	
Cobalt	ND	1.0	ug/L	SW846 6020	08/18-08/21/08	KVACC1AG
		Dilution Factor: 1				
		Analysis Time..: 17:14		Analyst ID.....: 002260	Instrument ID..: I8	
Copper	**0.48 B**	**2.0**	**ug/L**	**SW846 6020**	**08/18-08/21/08**	**KVACC1AH**
		Dilution Factor: 1				
		Analysis Time..: 17:14		Analyst ID.....: 002260	Instrument ID..: I8	
Iron	**7.8 B**	**50.0**	**ug/L**	**SW846 6020**	**08/18-08/21/08**	**KVACC1AJ**
		Dilution Factor: 1				
		Analysis Time..: 17:14		Analyst ID.....: 002260	Instrument ID..: I8	
Lead	**0.078 B**	**1.0**	**ug/L**	**SW846 6020**	**08/18-08/21/08**	**KVACC1AK**
		Dilution Factor: 1				
		Analysis Time..: 17:14		Analyst ID.....: 002260	Instrument ID..: I8	
Manganese	**0.42 B**	**1.0**	**ug/L**	**SW846 6020**	**08/18-08/21/08**	**KVACC1AL**
		Dilution Factor: 1				
		Analysis Time..: 17:14		Analyst ID.....: 002260	Instrument ID..: I8	
Molybdenum	ND	2.0	ug/L	SW846 6020	08/18-08/21/08	KVACC1AM
		Dilution Factor: 1				
		Analysis Time..: 17:14		Analyst ID.....: 002260	Instrument ID..: I8	
Nickel	**0.12 B**	**2.0**	**ug/L**	**SW846 6020**	**08/18-08/21/08**	**KVACC1AN**
		Dilution Factor: 1				
		Analysis Time..: 17:14		Analyst ID.....: 002260	Instrument ID..: I8	
Selenium	ND	5.0	ug/L	SW846 6020	08/18-08/21/08	KVACC1AP
		Dilution Factor: 1				
		Analysis Time..: 17:14		Analyst ID.....: 002260	Instrument ID..: I8	
Silver	ND	1.0	ug/L	SW846 6020	08/18-08/21/08	KVACC1AQ
		Dilution Factor: 1				
		Analysis Time..: 17:14		Analyst ID.....: 002260	Instrument ID..: I8	

(Continued on next page)

METHOD BLANK REPORT

TOTAL Metals

Client Lot #...: 8H12110 Matrix.....: WATER

PARAMETER	RESULT	REPORTING LIMIT	UNITS	METHOD	PREPARATION-ANALYSIS DATE	WORK ORDER #
Thallium	ND	1.0	ug/L	SW846 6020	08/18-08/21/08	KVACC1AR
		Dilution Factor: 1				
		Analysis Time..: 17:14		Analyst ID.....: 002260	Instrument ID..: I8	
Vanadium	ND	20.0	ug/L	SW846 6020	08/18-08/21/08	KVACC1AT
		Dilution Factor: 1				
		Analysis Time..: 17:14		Analyst ID.....: 002260	Instrument ID..: I8	
Zinc	**9.0 B**	**20.0**	**ug/L**	**SW846 6020**	**08/18-08/21/08**	**KVACC1AU**
		Dilution Factor: 1				
		Analysis Time..: 17:14		Analyst ID.....: 002260	Instrument ID..: I8	
Mercury	ND	0.20	ug/L	SW846 7470A	08/18-08/19/08	KVACC1AW
		Dilution Factor: 1				
		Analysis Time..: 12:14		Analyst ID.....: 001576	Instrument ID..: H1	

NOTE(S):

Calculations are performed before rounding to avoid round-off errors in calculated results.

B Estimated result. Result is less than RL.

METHOD BLANK REPORT

DISSOLVED Metals

Client Lot #...: 8H12110 Matrix.....: WATER

PARAMETER	RESULT	REPORTING LIMIT	UNITS	METHOD	PREPARATION-ANALYSIS DATE	WORK ORDER #
MB Lot-Sample #: A8H180000-016 Prep Batch #...: 8231016						
Antimony	**0.21 B**	**2.0**	**ug/L**	**SW846 6020**	**08/18-08/19/08**	**KVAA91CU**
		Dilution Factor: 1				
		Analysis Time..: 15:20		Analyst ID.....: 002260	Instrument ID..: I8	
Arsenic	ND	5.0	ug/L	SW846 6020	08/18-08/19/08	KVAA91CV
		Dilution Factor: 1				
		Analysis Time..: 15:20		Analyst ID.....: 002260	Instrument ID..: I8	
Barium	**1.3**	**1.0**	**ug/L**	**SW846 6020**	**08/18-08/19/08**	**KVAA91CW**
		Dilution Factor: 1				
		Analysis Time..: 15:20		Analyst ID.....: 002260	Instrument ID..: I8	
Beryllium	ND	1.0	ug/L	SW846 6020	08/18-08/19/08	KVAA91CX
		Dilution Factor: 1				
		Analysis Time..: 15:20		Analyst ID.....: 002260	Instrument ID..: I8	
Cadmium	**0.078 B**	**1.0**	**ug/L**	**SW846 6020**	**08/18-08/19/08**	**KVAA91C0**
		Dilution Factor: 1				
		Analysis Time..: 15:20		Analyst ID.....: 002260	Instrument ID..: I8	
Chromium	**0.10 B**	**2.0**	**ug/L**	**SW846 6020**	**08/18-08/19/08**	**KVAA91DE**
		Dilution Factor: 1				
		Analysis Time..: 15:20		Analyst ID.....: 002260	Instrument ID..: I8	
Cobalt	**0.085 B**	**1.0**	**ug/L**	**SW846 6020**	**08/18-08/19/08**	**KVAA91C1**
		Dilution Factor: 1				
		Analysis Time..: 15:20		Analyst ID.....: 002260	Instrument ID..: I8	
Copper	**0.54 B**	**2.0**	**ug/L**	**SW846 6020**	**08/18-08/19/08**	**KVAA91C2**
		Dilution Factor: 1				
		Analysis Time..: 15:20		Analyst ID.....: 002260	Instrument ID..: I8	
Iron	**35.2 B**	**50.0**	**ug/L**	**SW846 6020**	**08/18-08/19/08**	**KVAA91C3**
		Dilution Factor: 1				
		Analysis Time..: 15:20		Analyst ID.....: 002260	Instrument ID..: I8	
Lead	**0.20 B**	**1.0**	**ug/L**	**SW846 6020**	**08/18-08/19/08**	**KVAA91C4**
		Dilution Factor: 1				
		Analysis Time..: 15:20		Analyst ID.....: 002260	Instrument ID..: I8	
Manganese	**0.59 B**	**1.0**	**ug/L**	**SW846 6020**	**08/18-08/19/08**	**KVAA91C5**
		Dilution Factor: 1				
		Analysis Time..: 15:20		Analyst ID.....: 002260	Instrument ID..: I8	

(Continued on next page)

METHOD BLANK REPORT

DISSOLVED Metals

Client Lot #...: 8H12110 **Matrix.....:** WATER

PARAMETER	RESULT	REPORTING LIMIT	UNITS	METHOD	PREPARATION-ANALYSIS DATE	WORK ORDER #
Molybdenum	**0.25 B**	**2.0**	**ug/L**	**SW846 6020**	**08/18-08/19/08**	**KVAA91C6**
		Dilution Factor: 1				
		Analysis Time..: 15:20		Analyst ID.....: 002260	Instrument ID..: I8	
Nickel	**0.22 B**	**2.0**	**ug/L**	**SW846 6020**	**08/18-08/19/08**	**KVAA91C7**
		Dilution Factor: 1				
		Analysis Time..: 15:20		Analyst ID.....: 002260	Instrument ID..: I8	
Selenium	ND	5.0	ug/L	SW846 6020	08/18-08/19/08	KVAA91C8
		Dilution Factor: 1				
		Analysis Time..: 15:20		Analyst ID.....: 002260	Instrument ID..: I8	
Silver	**0.089 B**	**1.0**	**ug/L**	**SW846 6020**	**08/18-08/19/08**	**KVAA91C9**
		Dilution Factor: 1				
		Analysis Time..: 15:20		Analyst ID.....: 002260	Instrument ID..: I8	
Thallium	**0.15 B**	**1.0**	**ug/L**	**SW846 6020**	**08/18-08/19/08**	**KVAA91DA**
		Dilution Factor: 1				
		Analysis Time..: 15:20		Analyst ID.....: 002260	Instrument ID..: I8	
Vanadium	ND	20.0	ug/L	SW846 6020	08/18-08/19/08	KVAA91DC
		Dilution Factor: 1				
		Analysis Time..: 15:20		Analyst ID.....: 002260	Instrument ID..: I8	
Zinc	**4.0 B**	**20.0**	**ug/L**	**SW846 6020**	**08/18-08/19/08**	**KVAA91DD**
		Dilution Factor: 1				
		Analysis Time..: 15:20		Analyst ID.....: 002260	Instrument ID..: I8	
Mercury	ND	0.20	ug/L	SW846 7470A	08/18-08/19/08	KVAA91DF
		Dilution Factor: 1				
		Analysis Time..: 11:41		Analyst ID.....: 001576	Instrument ID..: H1	

MB Lot-Sample #: A8H180000-017 **Prep Batch #...:** 8231017

Antimony	ND	2.0	ug/L	SW846 6020	08/18-08/21/08	KVACC1CK
		Dilution Factor: 1				
		Analysis Time..: 17:14		Analyst ID.....: 002260	Instrument ID..: I8	
Arsenic	ND	5.0	ug/L	SW846 6020	08/18-08/21/08	KVACC1CL
		Dilution Factor: 1				
		Analysis Time..: 17:14		Analyst ID.....: 002260	Instrument ID..: I8	
Barium	**0.92 B**	**1.0**	**ug/L**	**SW846 6020**	**08/18-08/21/08**	**KVACC1CM**
		Dilution Factor: 1				
		Analysis Time..: 17:14		Analyst ID.....: 002260	Instrument ID..: I8	

(Continued on next page)

METHOD BLANK REPORT

DISSOLVED Metals

Client Lot #...: 8H12110 **Matrix.....:** WATER

PARAMETER	RESULT	REPORTING LIMIT	UNITS	METHOD	PREPARATION-ANALYSIS DATE	WORK ORDER #
Beryllium	ND	1.0	ug/L	SW846 6020	08/18-08/21/08	KVACC1CN
		Dilution Factor: 1				
		Analysis Time..: 17:14		Analyst ID.....: 002260	Instrument ID..: I8	
Cadmium	ND	1.0	ug/L	SW846 6020	08/18-08/21/08	KVACC1CP
		Dilution Factor: 1				
		Analysis Time..: 17:14		Analyst ID.....: 002260	Instrument ID..: I8	
Chromium	ND	2.0	ug/L	SW846 6020	08/18-08/21/08	KVACC1C5
		Dilution Factor: 1				
		Analysis Time..: 17:14		Analyst ID.....: 002260	Instrument ID..: I8	
Cobalt	ND	1.0	ug/L	SW846 6020	08/18-08/21/08	KVACC1CQ
		Dilution Factor: 1				
		Analysis Time..: 17:14		Analyst ID.....: 002260	Instrument ID..: I8	
Copper	**0.48 B**	**2.0**	**ug/L**	**SW846 6020**	**08/18-08/21/08**	**KVACC1CR**
		Dilution Factor: 1				
		Analysis Time..: 17:14		Analyst ID.....: 002260	Instrument ID..: I8	
Iron	**7.8 B**	**50.0**	**ug/L**	**SW846 6020**	**08/18-08/21/08**	**KVACC1CT**
		Dilution Factor: 1				
		Analysis Time..: 17:14		Analyst ID.....: 002260	Instrument ID..: I8	
Lead	**0.078 B**	**1.0**	**ug/L**	**SW846 6020**	**08/18-08/21/08**	**KVACC1CU**
		Dilution Factor: 1				
		Analysis Time..: 17:14		Analyst ID.....: 002260	Instrument ID..: I8	
Manganese	**0.42 B**	**1.0**	**ug/L**	**SW846 6020**	**08/18-08/21/08**	**KVACC1CV**
		Dilution Factor: 1				
		Analysis Time..: 17:14		Analyst ID.....: 002260	Instrument ID..: I8	
Molybdenum	ND	2.0	ug/L	SW846 6020	08/18-08/21/08	KVACC1CW
		Dilution Factor: 1				
		Analysis Time..: 17:14		Analyst ID.....: 002260	Instrument ID..: I8	
Nickel	**0.12 B**	**2.0**	**ug/L**	**SW846 6020**	**08/18-08/21/08**	**KVACC1CX**
		Dilution Factor: 1				
		Analysis Time..: 17:14		Analyst ID.....: 002260	Instrument ID..: I8	
Selenium	ND	5.0	ug/L	SW846 6020	08/18-08/21/08	KVACC1C0
		Dilution Factor: 1				
		Analysis Time..: 17:14		Analyst ID.....: 002260	Instrument ID..: I8	
Silver	ND	1.0	ug/L	SW846 6020	08/18-08/21/08	KVACC1C1
		Dilution Factor: 1				
		Analysis Time..: 17:14		Analyst ID.....: 002260	Instrument ID..: I8	

(Continued on next page)

METHOD BLANK REPORT

DISSOLVED Metals

Client Lot #...: 8H12110 **Matrix.....:** WATER

PARAMETER	RESULT	REPORTING LIMIT	UNITS	METHOD	PREPARATION-ANALYSIS DATE	WORK ORDER #
Thallium	ND	1.0	ug/L	SW846 6020	08/18-08/21/08	KVACC1C2
		Dilution Factor: 1				
		Analysis Time..: 17:14		Analyst ID.....: 002260	Instrument ID..: I8	
Vanadium	ND	20.0	ug/L	SW846 6020	08/18-08/21/08	KVACC1C3
		Dilution Factor: 1				
		Analysis Time..: 17:14		Analyst ID.....: 002260	Instrument ID..: I8	
Zinc	**9.0 B**	**20.0**	**ug/L**	**SW846 6020**	**08/18-08/21/08**	**KVACC1C4**
		Dilution Factor: 1				
		Analysis Time..: 17:14		Analyst ID.....: 002260	Instrument ID..: I8	
Mercury	ND	0.20	ug/L	SW846 7470A	08/18-08/19/08	KVACC1C6
		Dilution Factor: 1				
		Analysis Time..: 12:14		Analyst ID.....: 001576	Instrument ID..: H1	

NOTE(S):

Calculations are performed before rounding to avoid round-off errors in calculated results.

B Estimated result. Result is less than RL.

TestAmerica North Canton

Metals Data Reporting Form

Continuing Calibration Blank Results

Instrument: ICPMS **Units:** ug/L

Chart Number: I80819A.csv

Standard Source: _____ **Standard ID:** _____

Element	WL/ Mass	Report Limit	CCB 8/19/2008 3:15 PM Found	Q	CCB 1 8/19/2008 4:12 PM Found	Q	CCB 2 8/19/2008 5:08 PM Found	Q	CCB 3 8/19/2008 6:03 PM Found	Q	Found	Q
Antimony	121	2	0.035	U	**0.058**	**B**	0.035	U	0.035	U		
Arsenic	75	5	**-0.18**	**B**	0.13	U	0.13	U	0.13	U		
Barium	137	1	0.014	U	**0.043**	**B**	**0.023**	**B**	**0.015**	**B**		
Beryllium	9	1	0.012	U	**0.024**	**B**	**0.027**	**B**	0.012	U		
Cadmium	111	1	**0.0077**	**B**	**0.05**	**B**	**0.055**	**B**	**0.031**	**B**		
Chromium	52	2	0.069	U	**-0.072**	**B**	0.069	U	**-0.072**	**B**		
Cobalt	59	1	**0.0073**	**B**	**0.049**	**B**	**0.031**	**B**	**0.021**	**B**		
Copper	65	2	0.051	U	0.051	U	0.051	U	0.051	U		
Iron	56	50	**2**	**B**	**33**	**B**	**14.7**	**B**	**12.8**	**B**		
Lead	208	1	**0.039**	**B**	**0.056**	**B**	**0.029**	**B**	0.018	U		
Manganese	55	1	0.027	U	**0.11**	**B**	**0.14**	**B**	**0.21**	**B**		
Molybdenum	95	2	0.12	U	0.12	U	0.12	U	0.12	U		
Nickel	60	2	0.053	U	**0.078**	**B**	0.053	U	0.053	U		
Selenium	78	5	**0.15**	**B**	**0.16**	**B**	**0.26**	**B**	0.14	U		
Silver	107	1	**0.0087**	**B**	**0.054**	**B**	**0.036**	**B**	**0.028**	**B**		
Thallium	205	1	**0.14**	**B**	**0.16**	**B**	**0.14**	**B**	**0.12**	**B**		
Vanadium	51	20	0.46	U	0.46	U	**0.83**	**B**	0.46	U		
Zinc	66	20	0.2	U	0.2	U	0.2	U	0.2	U		

Associated samples

1A Total + Dissolved

1B

1DI

5.04.5

U Result is less than the IDL

B Result is between IDL and RL

Form 3 Equivalent

TestAmerica North Canton

Metals Data Reporting Form

Continuing Calibration Blank Results

Instrument: ICPMS **Units:** ug/L

Chart Number: I80821A.csv

Standard Source: _____ **Standard ID:** _____

Element	WL/ Mass	Report Limit	CCB 8/21/2008 2:25 PM Found	Q	CCB 2 8/21/2008 4:29 PM Found	Q	CCB 3 8/21/2008 5:24 PM Found	Q	CCB 4 8/21/2008 6:20 PM Found	Q	CCB 5 8/21/2008 7:12 PM Found	Q
Antimony	121	2	**0.071**	**B**	**0.1**	**B**	**0.067**	**B**	**0.049**	**B**	**0.057**	**B**
Arsenic	75	5	0.13	U	0.13	U	0.13	U	0.13	U	0.13	U
Barium	137	1	0.014	U	**0.16**	**B**	**0.065**	**B**	**0.072**	**B**	**0.082**	**B**
Beryllium	9	1	0.012	U	**0.062**	**B**	**0.032**	**B**	**0.03**	**B**	**0.048**	**B**
Cadmium	111	1	0.0061	U	**0.036**	**B**	**0.045**	**B**	**0.059**	**B**	**0.049**	**B**
Chromium	52	2	0.069	U	0.069	U	0.069	U	0.069	U	0.069	U
Cobalt	59	1	**0.011**	**B**	**0.049**	**B**	**0.036**	**B**	**0.045**	**B**	**0.072**	**B**
Copper	65	2	0.051	U	0.051	U	0.051	U	0.051	U	0.051	U
Iron	56	50	**2.5**	**B**	**23.1**	**B**	**12.7**	**B**	**14.3**	**B**	**18.5**	**B**
Lead	208	1	0.018	U	**0.051**	**B**	**0.037**	**B**	**0.036**	**B**	**0.043**	**B**
Manganese	55	1	**0.039**	**B**	**0.43**	**B**	**0.18**	**B**	**0.2**	**B**	**0.38**	**B**
Molybdenum	95	2	**0.2**	**B**	0.12	U	0.12	U	0.12	U	0.12	U
Nickel	60	2	0.053	U	**0.059**	**B**	0.053	U	0.053	U	**0.062**	**B**
Selenium	78	5	0.14	U	**0.17**	**B**	0.14	U	0.14	U	**0.25**	**B**
Silver	107	1	**0.01**	**B**	**0.059**	**B**	**0.029**	**B**	**0.034**	**B**	**0.059**	**B**
Thallium	205	1	0.11	U	0.11	U	0.11	U	0.11	U	0.11	U
Vanadium	51	20	0.46	U	0.46	U	0.46	U	0.46	U	0.46	U
Zinc	66	20	0.2	U	0.2	U	0.2	U	0.2	U	**0.21**	**B**

Associated samples
for acid digested

241 230
115 215
243 231
111 85
W0-3

5.04.5

U Result is less than the IDL
B Result is between IDL and RL

Form 3 Equivalent

TestAmerica North Canton

Metals Data Reporting Form

Continuing Calibration Blank Results

Instrument: ICPMS **Units:** ug/L

Chart Number: I80821A.csv

Standard Source: _____ **Standard ID:** _____

Element	WL/ Mass	Report Limit	CCB 6 8/21/2008 8:09 PM Found	Q	Found	Q	Found	Q	Found	Q	Found	Q
Antimony	121	2	**0.12**	**B**								
Arsenic	75	5	0.13	U								
Barium	137	1	**0.14**	**B**								
Beryllium	9	1	**0.041**	**B**								
Cadmium	111	1	**0.085**	**B**								
Chromium	52	2	0.069	U								
Cobalt	59	1	**0.091**	**B**								
Copper	65	2	**0.099**	**B**								
Iron	56	50	**23.4**	**B**								
Lead	208	1	**0.067**	**B**								
Manganese	55	1	**0.48**	**B**								
Molybdenum	95	2	0.12	U								
Nickel	60	2	**0.12**	**B**								
Selenium	78	5	0.14	U								
Silver	107	1	**0.079**	**B**								
Thallium	205	1	**0.12**	**B**								
Vanadium	51	20	0.46	U								
Zinc	66	20	0.2	U								

TestAmerica North Canton

Metals Data Reporting Form

Contract Required Detection Limit Standard

Instrument: ICPMS **Units:** ug/L

Chart Number: I80819A.csv **Acceptable Range:** 50% - 150%

Standard Source: **Standard ID:**

Element	WL/ Mass	True Conc	CRI 8/19/2008 2:45 PM Found	% Rec	Found	% Rec	Found	% Rec	Found	% Rec	Found	% Rec
Antimony	121	2.0	1.95	**97.3**								
Arsenic	75	2.0	1.95	**97.3**								
Barium	137	1.0	0.92	**92.4**								
Beryllium	9	1.0	1.08	**108.0**								
Cadmium	111	0.5	0.55	**110.5**								
Chromium	52	2.0	2.02	**101.1**								
Cobalt	59	1.0	1.04	**104.4**								
Copper	65	2.0	2.32	**116.0**								
Iron	56	20.0	27.87	**139.3**								
Lead	208	1.0	0.98	**97.7**								
Manganese	55	1.0	1.16	**116.4**								
Molybdenu	95	10.0	9.99	**99.9**								
Nickel	60	2.0	2.47	**123.4**								
Selenium	78	2.0	1.95	**97.4**								
Silver	107	0.5	0.56	**111.9**								
Thallium	205	1.0	0.98	**97.6**								
Vanadium	51	5.0	5.14	**102.9**								
Zinc	66	10.0	10.63	**106.3**								

TestAmerica North Canton

Metals Data Reporting Form

Contract Required Detection Limit Standard

Instrument: ICPMS **Units:** ug/L

Chart Number: I80821A.csv **Acceptable Range:** 50% - 150%

Standard Source: **Standard ID:**

Element	WL/ Mass	True Conc	CRI 8/21/2008 2:04 PM Found	% Rec	Found	% Rec	Found	% Rec	Found	% Rec	Found	% Rec
Antimony	121	2.0	1.93	**96.7**								
Arsenic	75	2.0	2.27	**113.3**								
Barium	137	1.0	0.84	**84.4**								
Beryllium	9	1.0	1.00	**99.6**								
Cadmium	111	0.5	0.47	**93.3**								
Chromium	52	2.0	1.83	**91.4**								
Cobalt	59	1.0	0.98	**97.6**								
Copper	65	2.0	2.50	**124.9**								
Iron	56	20.0	23.41	**117.1**								
Lead	208	1.0	0.97	**96.5**								
Manganese	55	1.0	1.22	**121.7**								
Molybdenu	95	10.0	9.73	**97.3**								
Nickel	60	2.0	2.32	**116.0**								
Selenium	78	2.0	2.15	**107.7**								
Silver	107	0.5	0.51	**102.1**								
Thallium	205	1.0	0.90	**90.2**								
Vanadium	51	5.0	4.94	**98.7**								
Zinc	66	10.0	10.32	**103.2**								

MATRIX SPIKE SAMPLE EVALUATION REPORT

TOTAL Metals

Client Lot #...: 8H12110 **Matrix.....:** WG
Date Sampled...: 08/15/08 10:55 **Date Received..:** 08/16/08

PARAMETER	PERCENT RECOVERY	RECOVERY LIMITS	METHOD	PREPARATION-ANALYSIS DATE	WORK ORDER #
MS Lot-Sample #: A8H160110-002 **Prep Batch #...:** 8231016					
Antimony	87	(44 - 153)	SW846 6020	08/18-08/19/08	KT9DV1CN
		Dilution Factor: 1	Analysis Time..: 16:41	Instrument ID..: I8	
		Analyst ID.....: 002260			
Arsenic	88	(82 - 123)	SW846 6020	08/18-08/19/08	KT9DV1CP
		Dilution Factor: 1	Analysis Time..: 16:41	Instrument ID..: I8	
		Analyst ID.....: 002260			
Barium	87	(45 - 144)	SW846 6020	08/18-08/19/08	KT9DV1CQ
		Dilution Factor: 1	Analysis Time..: 16:41	Instrument ID..: I8	
		Analyst ID.....: 002260			
Beryllium	97	(77 - 124)	SW846 6020	08/18-08/19/08	KT9DV1CR
		Dilution Factor: 1	Analysis Time..: 16:41	Instrument ID..: I8	
		Analyst ID.....: 002260			
Cadmium	NC,MSB	(78 - 117)	SW846 6020	08/18-08/19/08	KT9DV1CT
		Dilution Factor: 1	Analysis Time..: 16:41	Instrument ID..: I8	
		Analyst ID.....: 002260			
Chromium	134 N	(72 - 110)	SW846 6020	08/18-08/19/08	KT9DV1C8
		Dilution Factor: 1	Analysis Time..: 16:41	Instrument ID..: I8	
		Analyst ID.....: 002260			
Cobalt	86	(67 - 114)	SW846 6020	08/18-08/19/08	KT9DV1CU
		Dilution Factor: 1	Analysis Time..: 16:41	Instrument ID..: I8	
		Analyst ID.....: 002260			
Copper	90	(60 - 123)	SW846 6020	08/18-08/19/08	KT9DV1CV
		Dilution Factor: 1	Analysis Time..: 16:41	Instrument ID..: I8	
		Analyst ID.....: 002260			
Iron	NC,MSB	(22 - 169)	SW846 6020	08/18-08/19/08	KT9DV1CW
		Dilution Factor: 1	Analysis Time..: 16:41	Instrument ID..: I8	
		Analyst ID.....: 002260			
Lead	87	(73 - 115)	SW846 6020	08/18-08/19/08	KT9DV1CX
		Dilution Factor: 1	Analysis Time..: 16:41	Instrument ID..: I8	
		Analyst ID.....: 002260			

(Continued on next page)

MATRIX SPIKE SAMPLE EVALUATION REPORT

TOTAL Metals

Client Lot #...: 8H12110
Date Sampled...: 08/15/08 10:55 **Date Received..:** 08/16/08 **Matrix.....:** WG

PARAMETER	PERCENT RECOVERY	RECOVERY LIMITS	METHOD	PREPARATION-ANALYSIS DATE	WORK ORDER #
Manganese	NC,MSB	(10 - 172)	SW846 6020	08/18-08/20/08	KT9DV1C0
		Dilution Factor: 1	Analysis Time..: 10:33	Instrument ID..: I8	
		Analyst ID.....: 002260			
Molybdenum	90	(80 - 110)	SW846 6020	08/18-08/19/08	KT9DV1C1
		Dilution Factor: 1	Analysis Time..: 16:41	Instrument ID..: I8	
		Analyst ID.....: 002260			
Nickel	88	(72 - 111)	SW846 6020	08/18-08/19/08	KT9DV1C2
		Dilution Factor: 1	Analysis Time..: 16:41	Instrument ID..: I8	
		Analyst ID.....: 002260			
Selenium	89	(72 - 148)	SW846 6020	08/18-08/19/08	KT9DV1C3
		Dilution Factor: 1	Analysis Time..: 16:41	Instrument ID..: I8	
		Analyst ID.....: 002260			
Silver	88	(10 - 139)	SW846 6020	08/18-08/19/08	KT9DV1C4
		Dilution Factor: 1	Analysis Time..: 16:41	Instrument ID..: I8	
		Analyst ID.....: 002260			
Thallium	85	(69 - 117)	SW846 6020	08/18-08/19/08	KT9DV1C5
		Dilution Factor: 1	Analysis Time..: 16:41	Instrument ID..: I8	
		Analyst ID.....: 002260			
Vanadium	87	(70 - 112)	SW846 6020	08/18-08/19/08	KT9DV1C6
		Dilution Factor: 1	Analysis Time..: 16:41	Instrument ID..: I8	
		Analyst ID.....: 002260			
Zinc	87	(49 - 156)	SW846 6020	08/18-08/19/08	KT9DV1C7
		Dilution Factor: 1	Analysis Time..: 16:41	Instrument ID..: I8	
		Analyst ID.....: 002260			
Mercury	111	(69 - 134)	SW846 7470A	08/18-08/19/08	KT9DV1C9
		Dilution Factor: 1	Analysis Time..: 11:43	Instrument ID..: H1	
		Analyst ID.....: 001576			

NOTE(S):

Calculations are performed before rounding to avoid round-off errors in calculated results.

NC The recovery and/or RPD were not calculated.

MSB The recovery and RPD were not calculated because the sample amount was greater than four times the spike amount.

N Spiked analyte recovery is outside stated control limits.

MATRIX SPIKE SAMPLE EVALUATION REPORT

TOTAL Metals

Client Lot #...: 8H12110 **Matrix.....:** WG
Date Sampled...: 08/11/08 11:45 **Date Received..:** 08/12/08

PARAMETER	PERCENT RECOVERY	RECOVERY LIMITS	METHOD	PREPARATION-ANALYSIS DATE	WORK ORDER #
MS Lot-Sample #: A8H120110-002 **Prep Batch #...:** 8231017					
Antimony	100	(44 - 153)	SW846 6020	08/18-08/21/08	KT0RM1CQ
		Dilution Factor: 1	Analysis Time..: 17:35	Instrument ID..: I8	
		Analyst ID.....: 002260			
Arsenic	96	(82 - 123)	SW846 6020	08/18-08/21/08	KT0RM1CR
		Dilution Factor: 1	Analysis Time..: 17:35	Instrument ID..: I8	
		Analyst ID.....: 002260			
Barium	94	(45 - 144)	SW846 6020	08/18-08/21/08	KT0RM1CT
		Dilution Factor: 1	Analysis Time..: 17:35	Instrument ID..: I8	
		Analyst ID.....: 002260			
Beryllium	103	(77 - 124)	SW846 6020	08/18-08/21/08	KT0RM1CU
		Dilution Factor: 1	Analysis Time..: 17:35	Instrument ID..: I8	
		Analyst ID.....: 002260			
Cadmium	103	(78 - 117)	SW846 6020	08/18-08/21/08	KT0RM1CV
		Dilution Factor: 1	Analysis Time..: 17:35	Instrument ID..: I8	
		Analyst ID.....: 002260			
Chromium	95	(72 - 110)	SW846 6020	08/18-08/21/08	KT0RM1DA
		Dilution Factor: 1	Analysis Time..: 17:35	Instrument ID..: I8	
		Analyst ID.....: 002260			
Cobalt	97	(67 - 114)	SW846 6020	08/18-08/21/08	KT0RM1CW
		Dilution Factor: 1	Analysis Time..: 17:35	Instrument ID..: I8	
		Analyst ID.....: 002260			
Copper	101	(60 - 123)	SW846 6020	08/18-08/21/08	KT0RM1CX
		Dilution Factor: 1	Analysis Time..: 17:35	Instrument ID..: I8	
		Analyst ID.....: 002260			
Iron	NC,MSB	(22 - 169)	SW846 6020	08/18-08/21/08	KT0RM1C0
		Dilution Factor: 1	Analysis Time..: 17:35	Instrument ID..: I8	
		Analyst ID.....: 002260			
Lead	94	(73 - 115)	SW846 6020	08/18-08/21/08	KT0RM1C1
		Dilution Factor: 1	Analysis Time..: 17:35	Instrument ID..: I8	
		Analyst ID.....: 002260			

(Continued on next page)

MATRIX SPIKE SAMPLE EVALUATION REPORT

TOTAL Metals

Client Lot #...: 8H12110 **Matrix.....:** WG
Date Sampled...: 08/11/08 11:45 **Date Received..:** 08/12/08

PARAMETER	PERCENT RECOVERY	RECOVERY LIMITS	METHOD	PREPARATION-ANALYSIS DATE	WORK ORDER #
Manganese	NC,MSB	(10 - 172)	SW846 6020	08/18-08/21/08	KT0RM1C2
		Dilution Factor: 1	Analysis Time..: 17:35	Instrument ID..: I8	
		Analyst ID.....: 002260			
Molybdenum	99	(80 - 110)	SW846 6020	08/18-08/21/08	KT0RM1C3
		Dilution Factor: 1	Analysis Time..: 17:35	Instrument ID..: I8	
		Analyst ID.....: 002260			
Nickel	100	(72 - 111)	SW846 6020	08/18-08/21/08	KT0RM1C4
		Dilution Factor: 1	Analysis Time..: 17:35	Instrument ID..: I8	
		Analyst ID.....: 002260			
Selenium	98	(72 - 148)	SW846 6020	08/18-08/21/08	KT0RM1C5
		Dilution Factor: 1	Analysis Time..: 17:35	Instrument ID..: I8	
		Analyst ID.....: 002260			
Silver	104	(10 - 139)	SW846 6020	08/18-08/21/08	KT0RM1C6
		Dilution Factor: 1	Analysis Time..: 17:35	Instrument ID..: I8	
		Analyst ID.....: 002260			
Thallium	92	(69 - 117)	SW846 6020	08/18-08/21/08	KT0RM1C7
		Dilution Factor: 1	Analysis Time..: 17:35	Instrument ID..: I8	
		Analyst ID.....: 002260			
Vanadium	97	(70 - 112)	SW846 6020	08/18-08/21/08	KT0RM1C8
		Dilution Factor: 1	Analysis Time..: 17:35	Instrument ID..: I8	
		Analyst ID.....: 002260			
Zinc	104	(49 - 156)	SW846 6020	08/18-08/21/08	KT0RM1C9
		Dilution Factor: 1	Analysis Time..: 17:35	Instrument ID..: I8	
		Analyst ID.....: 002260			
Mercury	113	(69 - 134)	SW846 7470A	08/18-08/19/08	KT0RM1DC
		Dilution Factor: 1	Analysis Time..: 12:17	Instrument ID..: H1	
		Analyst ID.....: 001576			

NOTE(S):

Calculations are performed before rounding to avoid round-off errors in calculated results.

NC The recovery and/or RPD were not calculated.

MSB The recovery and RPD were not calculated because the sample amount was greater than four times the spike amount.

DATA VALIDATION TRACKING FORM

Site Name :___MARTIN STATE AIRPORT_ **Region:**_03____

Project Manager:___APANAVAGE,A.___ **CTO:**_____

Charge No.:_____01660_____ **Validation:**

Validator:_____CC_____ ☐ **Full**

QA:_____ ■ **Limited**

☐ **Cursory**

Sample Delivery Group:_____8H28126_____

Fraction:		AQUEOUS	SOLID	AIR
■	**VOA**	__19__	_____	_____
☐	**OVG**	_____	_____	_____
■	**SVOA**	__12__	_____	_____
☐	**PAH**	_____	_____	_____
☐	**PEST/PCB**	_____	_____	_____
☐	**PCBH**	_____	_____	_____
☐	**HERB**	_____	_____	_____
☐	**PET**	_____	_____	_____
☐	**EXP**	_____	_____	_____
☐	**DIOX**	_____	_____	_____
☐	**OPEST**	_____	_____	_____
☐	**MISCO**	_____	_____	_____
☐	**OTHER**	_____	_____	_____

Date Assigned:_____10.21.08_____ LOE Allotted: _____hrs

Due Date:_____ LOE Expended:

Date Valid Complete:_____ Validation _____hrs

Date QA Complete:_____ Corrections _____hrs

QA _____hrs

Total LOE Expended _____hrs

HOLDTIME

SDG 8H28126

SORT	UNITS	NSAMPLE	LAB_ID	QC_TYPE	SAMP_DATE	EXTR_DATE	ANAL_DATE	SMP_EXTR	EXTR_ANL	SMP_ANL
HG	UG/L	DMW-7I-082808	A8H290111003	NM	8/28/2008	9/2/2008	9/3/2008	5	1	6
HG	UG/L	MW-5-082808	A8H290111004	NM	8/28/2008	9/2/2008	9/3/2008	5	1	6
HG	UG/L	DMW-7D-082808	A8H290111002	NM	8/28/2008	9/2/2008	9/3/2008	5	1	6
HG	UG/L	DMW-3S-082708	A8H280126004	NM	8/27/2008	9/2/2008	9/3/2008	6	1	7
HG	UG/L	DMW-3I-082708	A8H280126003	NM	8/27/2008	9/2/2008	9/3/2008	6	1	7
HG	UG/L	DMW-3D-082708	A8H280126002	NM	8/27/2008	9/2/2008	9/3/2008	6	1	7
HG	UG/L	DMW-2B-082908	A8H300106002	NM	8/29/2008	9/2/2008	9/3/2008	4	1	5
HG	UG/L	DMW-18S-090208	A8I030112004	NM	9/2/2008	9/4/2008	9/5/2008	2	1	3
HG	UG/L	DMW-18I-090208	A8I030112002	NM	9/2/2008	9/4/2008	9/5/2008	2	1	3
HG	UG/L	DMW-18D-090208	A8I030112003	NM	9/2/2008	9/4/2008	9/5/2008	2	1	3
HG	UG/L	DMW-17D-090508	A8I060117002	NM	9/5/2008	9/9/2008	9/11/2008	4	2	6
HG	UG/L	DMW-14D-090308	A8I040133002	NM	9/3/2008	9/5/2008	9/5/2008	2	0	2
HG	UG/L	DMW-2A-082908	A8H300106003	NM	8/29/2008	9/2/2008	9/3/2008	4	1	5
M	UG/L	DMW-7D-082808	A8H290111002	NM	8/28/2008	9/2/2008	9/5/2008	5	3	8
M	UG/L	DMW-17D-090508	A8I060117002	NM	9/5/2008	9/9/2008	9/10/2008	4	1	5

SORT	UNITS	NSAMPLE	LAB_ID	QC_TYPE	SAMP_DATE	EXTR_DATE	ANAL_DATE	SMP_EXTR	EXTR_ANL	SMP_ANL
M	UG/L	DMW-18D-090208	A8I030112003	NM	9/2/2008	9/4/2008	9/8/2008	2	4	6
M	UG/L	DMW-18I-090208	A8I030112002	NM	9/2/2008	9/4/2008	9/8/2008	2	4	6
M	UG/L	DMW-18S-090208	A8I030112004	NM	9/2/2008	9/4/2008	9/8/2008	2	4	6
M	UG/L	DMW-2A-082908	A8H300106003	NM	8/29/2008	9/2/2008	9/5/2008	4	3	7
M	UG/L	DMW-2B-082908	A8H300106002	NM	8/29/2008	9/2/2008	9/5/2008	4	3	7
M	UG/L	DMW-3D-082708	A8H280126002	NM	8/27/2008	9/2/2008	9/5/2008	6	3	9
M	UG/L	MW-5-082808	A8H290111004	NM	8/28/2008	9/2/2008	9/5/2008	5	3	8
M	UG/L	DMW-3S-082708	A8H280126004	NM	8/27/2008	9/2/2008	9/5/2008	6	3	9
M	UG/L	DMW-7I-082808	A8H290111003	NM	8/28/2008	9/2/2008	9/5/2008	5	3	8
M	UG/L	DMW-14D-090308RE	A8I040133002	NM	9/3/2008	9/9/2008	9/10/2008	6	1	7
M	UG/L	DMW-14D-090308	A8I040133002	NM	9/3/2008	9/5/2008	9/5/2008	2	0	2
M	UG/L	DMW-3I-082708	A8H280126003	NM	8/27/2008	9/2/2008	9/5/2008	6	3	9
HGF	UG/L	DMW-17D-090508	A8I060117002	NM	9/5/2008	9/9/2008	9/9/2008	4	0	4
HGF	UG/L	MW-5-082808	A8H290111004	NM	8/28/2008	9/2/2008	9/3/2008	5	1	6
HGF	UG/L	DMW-14D-090308	A8I040133002	NM	9/3/2008	9/5/2008	9/5/2008	2	0	2
HGF	UG/L	DMW-18D-090208	A8I030112003	NM	9/2/2008	9/4/2008	9/5/2008	2	1	3
HGF	UG/L	DMW-18I-090208	A8I030112002	NM	9/2/2008	9/4/2008	9/5/2008	2	1	3
HGF	UG/L	DMW-18S-090208	A8I030112004	NM	9/2/2008	9/4/2008	9/5/2008	2	1	3

SORT	UNITS	NSAMPLE	LAB_ID	QC_TYPE	SAMP_DATE	EXTR_DATE	ANAL_DATE	SMP_EXTR	EXTR_ANL	SMP_ANL
HGF	UG/L	DMW-2A-082908	A8H300106003	NM	8/29/2008	9/2/2008	9/3/2008	4	1	5
HGF	UG/L	DMW-3D-082708	A8H280126002	NM	8/27/2008	9/2/2008	9/3/2008	6	1	7
HGF	UG/L	DMW-3I-082708	A8H280126003	NM	8/27/2008	9/2/2008	9/3/2008	6	1	7
HGF	UG/L	DMW-3S-082708	A8H280126004	NM	8/27/2008	9/2/2008	9/3/2008	6	1	7
HGF	UG/L	DMW-7D-082808	A8H290111002	NM	8/28/2008	9/2/2008	9/3/2008	5	1	6
HGF	UG/L	DMW-7I-082808	A8H290111003	NM	8/28/2008	9/2/2008	9/3/2008	5	1	6
HGF	UG/L	DMW-2B-082908	A8H300106002	NM	8/29/2008	9/2/2008	9/3/2008	4	1	5
MF	UG/L	DMW-14D-090308RE	A8I040133002	NM	9/3/2008	9/9/2008	9/10/2008	6	1	7
MF	UG/L	DMW-7D-082808	A8H290111002	NM	8/28/2008	9/2/2008	9/5/2008	5	3	8
MF	UG/L	DMW-3I-082708	A8H280126003	NM	8/27/2008	9/2/2008	9/5/2008	6	3	9
MF	UG/L	DMW-3D-082708	A8H280126002	NM	8/27/2008	9/2/2008	9/5/2008	6	3	9
MF	UG/L	DMW-2B-082908	A8H300106002	NM	8/29/2008	9/2/2008	9/5/2008	4	3	7
MF	UG/L	DMW-2A-082908	A8H300106003	NM	8/29/2008	9/2/2008	9/5/2008	4	3	7
MF	UG/L	DMW-18S-090208	A8I030112004	NM	9/2/2008	9/4/2008	9/8/2008	2	4	6
MF	UG/L	DMW-18I-090208	A8I030112002	NM	9/2/2008	9/4/2008	9/8/2008	2	4	6
MF	UG/L	DMW-14D-090308	A8I040133002	NM	9/3/2008	9/5/2008	9/5/2008	2	0	2
MF	UG/L	DMW-17D-090508	A8I060117002	NM	9/5/2008	9/9/2008	9/10/2008	4	1	5
MF	UG/L	DMW-7I-082808	A8H290111003	NM	8/28/2008	9/2/2008	9/5/2008	5	3	8

SORT	UNITS	NSAMPLE	LAB_ID	QC_TYPE	SAMP_DATE	EXTR_DATE	ANAL_DATE	SMP_EXTR	EXTR_ANL	SMP_ANL
MF	UG/L	MW-5-082808	A8H290111004	NM	8/28/2008	9/2/2008	9/5/2008	5	3	8
MF	UG/L	DMW-18D-090208	A8I030112003	NM	9/2/2008	9/4/2008	9/8/2008	2	4	6
MF	UG/L	DMW-3S-082708	A8H280126004	NM	8/27/2008	9/2/2008	9/5/2008	6	3	9
ALK	MG/L	DMW-7I-082808	A8H290111003	NM	8/28/2008	9/3/2008	9/3/2008	6	0	6
ALK	MG/L	DMW-14D-090308	A8I040133002	NM	9/3/2008	9/5/2008	9/5/2008	2	0	2
ALK	MG/L	DMW-18D-090208	A8I030112003	NM	9/2/2008	9/4/2008	9/4/2008	2	0	2
ALK	MG/L	DMW-18I-090208	A8I030112002	NM	9/2/2008	9/4/2008	9/4/2008	2	0	2
ALK	MG/L	DMW-2A-082908	A8H300106003	NM	8/29/2008	9/3/2008	9/3/2008	5	0	5
ALK	MG/L	DMW-18S-090208	A8I030112004	NM	9/2/2008	9/4/2008	9/4/2008	2	0	2
COD	MG/L	DMW-18S-090208	A8I030112004	NM	9/2/2008	9/8/2008	9/8/2008	6	0	6
COD	MG/L	DMW-18I-090208	A8I030112002	NM	9/2/2008	9/8/2008	9/8/2008	6	0	6
COD	MG/L	DMW-18D-090208	A8I030112003	NM	9/2/2008	9/8/2008	9/8/2008	6	0	6
COD	MG/L	DMW-14D-090308	A8I040133002	NM	9/3/2008	9/8/2008	9/8/2008	5	0	5
COD	MG/L	DMW-7I-082808	A8H290111003	NM	8/28/2008	9/2/2008	9/2/2008	5	0	5
COD	MG/L	DMW-2A-082908	A8H300106003	NM	8/29/2008	9/2/2008	9/2/2008	4	0	4
CR6	MG/L	DMW-17D-090508DL	A8I060117002	NM	9/5/2008	9/6/2008	9/6/2008	1	0	1
CR6	MG/L	DMW-18I-090208	A8I030112002	NM	9/2/2008	9/3/2008	9/3/2008	1	0	1
CR6	MG/L	DMW-3I-082708	A8H280126003	NM	8/27/2008	8/28/2008	8/28/2008	1	0	1

SORT	UNITS	NSAMPLE	LAB_ID	QC_TYPE	SAMP_DATE	EXTR_DATE	ANAL_DATE	SMP_EXTR	EXTR_ANL	SMP_ANL
CR6	MG/L	DMW-3S-082708	A8H280126004	NM	8/27/2008	8/28/2008	8/28/2008	1	0	1
CR6	MG/L	DMW-7D-082808	A8H290111002	NM	8/28/2008	8/29/2008	8/29/2008	1	0	1
CR6	MG/L	MW-5-082808	A8H290111004	NM	8/28/2008	8/29/2008	8/29/2008	1	0	1
CR6	MG/L	DMW-18S-090208	A8I030112004	NM	9/2/2008	9/3/2008	9/3/2008	1	0	1
CR6	MG/L	DMW-2B-082908	A8H300106002	NM	8/29/2008	8/30/2008	8/30/2008	1	0	1
CR6	MG/L	DMW-18D-090208	A8I030112003	NM	9/2/2008	9/3/2008	9/3/2008	1	0	1
CR6	MG/L	DMW-3D-082708	A8H280126002	NM	8/27/2008	8/28/2008	8/28/2008	1	0	1
CR6	MG/L	DMW-14D-090308DL	A8I040133002	NM	9/3/2008	9/4/2008	9/4/2008	1	0	1
CR6	MG/L	DMW-7I-082808	A8H290111003	NM	8/28/2008	8/29/2008	8/29/2008	1	0	1
CR6	MG/L	DMW-2A-082908	A8H300106003	NM	8/29/2008	8/30/2008	8/30/2008	1	0	1
PH	NO UN	DMW-18D-090208	A8I030112003	NM	9/2/2008	9/3/2008	9/3/2008	1	0	1
PH	NO UN	DMW-18I-090208	A8I030112002	NM	9/2/2008	9/3/2008	9/3/2008	1	0	1
PH	NO UN	DMW-18S-090208	A8I030112004	NM	9/2/2008	9/3/2008	9/3/2008	1	0	1
PH	NO UN	DMW-2A-082908	A8H300106003	NM	8/29/2008	8/30/2008	8/30/2008	1	0	1
PH	NO UN	DMW-7I-082808	A8H290111003	NM	8/28/2008	8/29/2008	8/29/2008	1	0	1
PH	NO UN	DMW-14D-090308	A8I040133002	NM	9/3/2008	9/4/2008	9/4/2008	1	0	1
TOC	MG/L	DMW-18I-090208	A8I030112002	NM	9/2/2008	9/8/2008	9/8/2008	6	0	6
TOC	MG/L	DMW-2A-082908	A8H300106003	NM	8/29/2008	9/3/2008	9/3/2008	5	0	5

SORT	UNITS	NSAMPLE	LAB_ID	QC_TYPE	SAMP_DATE	EXTR_DATE	ANAL_DATE	SMP_EXTR	EXTR_ANL	SMP_ANL
TOC	MG/L	DMW-18D-090208	A8I030112003	NM	9/2/2008	9/8/2008	9/8/2008	6	0	6
TOC	MG/L	DMW-18S-090208	A8I030112004	NM	9/2/2008	9/8/2008	9/8/2008	6	0	6
TOC	MG/L	DMW-7I-082808	A8H290111003	NM	8/28/2008	9/3/2008	9/3/2008	6	0	6
TOC	MG/L	DMW-14D-090308	A8I040133002	NM	9/3/2008	9/9/2008	9/9/2008	6	0	6
OS	%	DMW-3I-082708DL	A8H280126003	NM	8/27/2008	9/3/2008	9/11/2008	7	8	15
OS	%	DMW-3S-082708DL	A8H280126004	NM	8/27/2008	9/3/2008	9/11/2008	7	8	15
OS	%	DMW-7D-082808	A8H290111002	NM	8/28/2008	8/30/2008	9/3/2008	2	4	6
OS	%	DMW-7I-082808	A8H290111003	NM	8/28/2008	8/30/2008	9/3/2008	2	4	6
OS	%	MW-5-082808	A8H290111004	NM	8/28/2008	8/30/2008	9/3/2008	2	4	6
OS	%	DMW-3D-082708RE	A8H280126002	NM	8/27/2008	9/3/2008	9/11/2008	7	8	15
OS	%	DMW-2B-082908	A8H300106002	NM	8/29/2008	8/31/2008	9/3/2008	2	3	5
OS	%	DMW-18I-090208DL	A8I030112002	NM	9/2/2008	9/3/2008	9/11/2008	1	8	9
OS	%	DMW-18D-090208	A8I030112003	NM	9/2/2008	9/3/2008	9/11/2008	1	8	9
OS	%	DMW-17D-090508RE	A8I060117002	NM	9/5/2008	9/11/2008	9/16/2008	6	5	11
OS	%	DMW-18S-090208	A8I030112004	NM	9/2/2008	9/3/2008	9/11/2008	1	8	9
OS	%	DMW-2A-082908DL	A8H300106003	NM	8/29/2008	8/31/2008	9/8/2008	2	8	10
OS	UG/L	DMW-7I-082808	A8H290111003	NM	8/28/2008	8/30/2008	9/3/2008	2	4	6
OS	UG/L	DMW-3I-082708DL	A8H280126003	NM	8/27/2008	9/3/2008	9/11/2008	7	8	15

SORT	UNITS	NSAMPLE	LAB_ID	QC_TYPE	SAMP_DATE	EXTR_DATE	ANAL_DATE	SMP_EXTR	EXTR_ANL	SMP_ANL
OS	UG/L	DMW-3D-082708RE	A8H280126002	NM	8/27/2008	9/3/2008	9/11/2008	7	8	15
OS	UG/L	DMW-2B-082908	A8H300106002	NM	8/29/2008	8/31/2008	9/3/2008	2	3	5
OS	UG/L	DMW-2A-082908DL	A8H300106003	NM	8/29/2008	8/31/2008	9/8/2008	2	8	10
OS	UG/L	DMW-18S-090208	A8I030112004	NM	9/2/2008	9/3/2008	9/11/2008	1	8	9
OS	UG/L	DMW-18I-090208DL	A8I030112002	NM	9/2/2008	9/3/2008	9/11/2008	1	8	9
OS	UG/L	DMW-17D-090508RE	A8I060117002	NM	9/5/2008	9/11/2008	9/16/2008	6	5	11
OS	UG/L	DMW-7D-082808	A8H290111002	NM	8/28/2008	8/30/2008	9/3/2008	2	4	6
OS	UG/L	DMW-3S-082708DL	A8H280126004	NM	8/27/2008	9/3/2008	9/11/2008	7	8	15
OS	UG/L	MW-5-082808	A8H290111004	NM	8/28/2008	8/30/2008	9/3/2008	2	4	6
OS	UG/L	DMW-18D-090208	A8I030112003	NM	9/2/2008	9/3/2008	9/11/2008	1	8	9
OV	%	TB-082808	A8H290111001	NM	8/28/2008	9/9/2008	9/9/2008	12	0	12
OV	%	DMW-3S-082708DL	A8H280126004	NM	8/27/2008	9/8/2008	9/8/2008	12	0	12
OV	%	DMW-14D-090308	A8I040133002	NM	9/3/2008	9/23/2008	9/23/2008	20	0	20
OV	%	DMW-17D-090508	A8I060117002	NM	9/5/2008	9/12/2008	9/12/2008	7	0	7
OV	%	DMW-18D-090208	A8I030112003	NM	9/2/2008	9/10/2008	9/10/2008	8	0	8
OV	%	DMW-18I-090208DL	A8I030112002	NM	9/2/2008	9/10/2008	9/10/2008	8	0	8
OV	%	DMW-18S-090208DL	A8I030112004	NM	9/2/2008	9/10/2008	9/10/2008	8	0	8
OV	%	DMW-2A-082908DL	A8H300106003	NM	8/29/2008	9/4/2008	9/4/2008	6	0	6

SORT	UNITS	NSAMPLE	LAB_ID	QC_TYPE	SAMP_DATE	EXTR_DATE	ANAL_DATE	SMP_EXTR	EXTR_ANL	SMP_ANL
OV	%	DMW-2B-082908	A8H300106002	NM	8/29/2008	9/4/2008	9/4/2008	6	0	6
OV	%	TB-090208	A8I030112001	NM	9/2/2008	9/10/2008	9/10/2008	8	0	8
OV	%	DMW-3I-082708DL	A8H280126003	NM	8/27/2008	9/4/2008	9/4/2008	8	0	8
OV	%	TB-090508DL	A8I060117001	NM	9/5/2008	9/15/2008	9/15/2008	10	0	10
OV	%	DMW-7D-082808	A8H290111002	NM	8/28/2008	9/9/2008	9/9/2008	12	0	12
OV	%	DMW-7I-082808DL	A8H290111003	NM	8/28/2008	9/9/2008	9/9/2008	12	0	12
OV	%	MW-5-082808DL	A8H290111004	NM	8/28/2008	9/9/2008	9/9/2008	12	0	12
OV	%	TB-082708	A8H280126001	NM	8/27/2008	9/4/2008	9/4/2008	8	0	8
OV	%	TB-082908	A8H300106001	NM	8/29/2008	9/4/2008	9/4/2008	6	0	6
OV	%	TB-090308	A8I040133001	NM	9/3/2008	9/5/2008	9/5/2008	2	0	2
OV	%	DMW-3D-082708	A8H280126002	NM	8/27/2008	9/4/2008	9/4/2008	8	0	8
OV	UG/L	DMW-18S-090208DL	A8I030112004	NM	9/2/2008	9/10/2008	9/10/2008	8	0	8
OV	UG/L	DMW-7D-082808	A8H290111002	NM	8/28/2008	9/9/2008	9/9/2008	12	0	12
OV	UG/L	DMW-14D-090308	A8I040133002	NM	9/3/2008	9/23/2008	9/23/2008	20	0	20
OV	UG/L	DMW-17D-090508	A8I060117002	NM	9/5/2008	9/12/2008	9/12/2008	7	0	7
OV	UG/L	DMW-18D-090208	A8I030112003	NM	9/2/2008	9/10/2008	9/10/2008	8	0	8
OV	UG/L	DMW-18I-090208DL	A8I030112002	NM	9/2/2008	9/10/2008	9/10/2008	8	0	8
OV	UG/L	DMW-2A-082908DL	A8H300106003	NM	8/29/2008	9/4/2008	9/4/2008	6	0	6

SORT	UNITS	NSAMPLE	LAB_ID	QC_TYPE	SAMP_DATE	EXTR_DATE	ANAL_DATE	SMP_EXTR	EXTR_ANL	SMP_ANL
OV	UG/L	DMW-3D-082708	A8H280126002	NM	8/27/2008	9/4/2008	9/4/2008	8	0	8
OV	UG/L	DMW-2B-082908	A8H300106002	NM	8/29/2008	9/4/2008	9/4/2008	6	0	6
OV	UG/L	DMW-3S-082708DL	A8H280126004	NM	8/27/2008	9/8/2008	9/8/2008	12	0	12
OV	UG/L	TB-090508DL	A8I060117001	NM	9/5/2008	9/15/2008	9/15/2008	10	0	10
OV	UG/L	DMW-7I-082808DL	A8H290111003	NM	8/28/2008	9/9/2008	9/9/2008	12	0	12
OV	UG/L	MW-5-082808DL	A8H290111004	NM	8/28/2008	9/9/2008	9/9/2008	12	0	12
OV	UG/L	TB-082708	A8H280126001	NM	8/27/2008	9/4/2008	9/4/2008	8	0	8
OV	UG/L	TB-082808	A8H290111001	NM	8/28/2008	9/9/2008	9/9/2008	12	0	12
OV	UG/L	TB-082908	A8H300106001	NM	8/29/2008	9/4/2008	9/4/2008	6	0	6
OV	UG/L	TB-090208	A8I030112001	NM	9/2/2008	9/10/2008	9/10/2008	8	0	8
OV	UG/L	TB-090308	A8I040133001	NM	9/3/2008	9/5/2008	9/5/2008	2	0	2
OV	UG/L	DMW-3I-082708DL	A8H280126003	NM	8/27/2008	9/4/2008	9/4/2008	8	0	8

TETRA TECH NUS

TO: ANTHONY APANAVAGE **DATE:** OCTOBER 17, 2008

FROM: MEGAN RITCHIE **COPIES:** FILE

SUBJECT: **ORGANIC DATA VALIDATION – VOLATILES AND SEMIVOLATILES**
Lockheed Martin - Martin State Airport
SDG NO. 8H12110

SAMPLES: **15/Aqueous/**

MW-3-081108	DMW-24I-081108	DMW-8S-081408	TB-081108
DMW-11I-081108	DMW-24S-081108	DMW-1A-081508	TB-081408
DMW-11S-081108	DMW-8D-081408	DMW-1B-081508	TB-081508
DMW-23S-081108	DMW-8I-081408	DMW-10I-081508	

OVERVIEW

The sample set for the Lockheed Martin, Martin State Airport, SDG 8H12110 consists of twelve aqueous samples (designated DMW- and MW-) and three trip blanks (designated TB-). All samples were analyzed for target compound list (TCL) Volatile Organic Compounds (VOCs) and 1,4-Dioxane as a Semivolatile Organic Compound (SVOC) except for the trip blanks which were analyzed for VOCs only. No field duplicates were included in this sample set.

The samples were collected by Tetra Tech NUS on August 11, 14, and 15, 2008 and analyzed by Test America laboratory of North Canton, Ohio.

All analyses were conducted using SW-846 Methods 8260B for VOCs and 8270C for SVOCs.

SUMMARY

All analytes were successfully analyzed. The findings offered in this report are based upon a general review of all available data including data completeness, holding times until analysis, GC/MS tuning and calibration data, laboratory and field quality control blank results, system monitoring compound recoveries, matrix spike/matrix spike duplicate results, laboratory control spike/spike duplicate results, internal standards performance, compound identification, and compound quantitation.

Areas of concern with respect to data quality are listed below as follows:

MAJOR PROBLEMS

- None.

MINOR PROBLEMS

- Positive results at concentrations less than the Quantitation Limits (QLs) were qualified as estimated (J).

- The following table summarizes the analytes detected as contaminants in the trip blanks at the maximum concentrations indicated:

Analyte	Maximum Concentration	Action Level
1,2-Dichloroethane	1 ug/L	5 ug/L
Acetone	8.8 ug/L	88 ug/L
Methylene chloride	6.7 ug/L	67 ug/L
Trichloroethene	0.75 ug/L	3.75 ug/L

Samples affected: The action levels apply to all aqueous environmental samples.

Dilution factors and sample preparation volumes were taken into account during application of action levels. Results reported at concentrations within the action level are qualified (B) and are considered to be false positives (artifacts of blank contamination).

- The continuing calibration percent difference (%D) for 1,2,3-trichlorobenzene, acetone, carbon disulfide, carbon tetrachloride, naphthalene, and trichlorofluoroethane exceeded the QC criteria of 25%. The positive results for these compounds were qualified as estimated (J).

Notes

The following samples were analyzed at the dilutions listed for VOC analysis.

Sample	Dilution Factor
DMW-10I-081508	25X
DMW-11S-081108	1666.67X
DMW-1A-081508	200X
DMW-1B-081508	142.86X
DMW-24I-081108	2.5X
DMW-8D-081408	20X
DMW-8I-081408	33.33X
MW-3-081108	2.5X

The 1,4-Dioxane data were acceptable as reported by the laboratory. The following samples were analyzed at the dilutions listed for 1,4-Dioxane analysis.

Sample	Dilution Factor
DMW-1A-081508	10X
DMW-1B-081508	4X
DMW-8I-081408	4X

EXECUTIVE SUMMARY

Laboratory Performance: Acetone was detected in a method blank. Continuing calibration %Ds exceeded the QC limit for several VOC compounds.

Other Factors Affecting Data Quality: Four compounds were detected in the trip blanks.

The data for these analyses were reviewed with reference to the EPA "Functional Guidelines for Organic Data Review", as amended for use within EPA Region 3 (9/94).

The text of this report has been formatted to address only those problem areas affecting data quality.

"I attest that the data referenced herein were validated according to the agreed upon validation criteria as specified in the Functional Guidelines and the Quality Assurance Project Plan (QAPjP)."

Megan Ritchie
Chemist

Tetra Tech NUS, Inc.
Joseph A. Samchuck
Data Validation Quality Assurance Officer

Attachments:

1. Appendix A - Qualified Analytical Results
2. Appendix B - Results as Reported by the Laboratory
3. Appendix C - Support Documentation

APPENDIX A

Qualified Analytical Results

PROJ_NO: 01660

SDG: 8H12110 MEDIA: WATER DATA FRACTION: OV

nsample	DMW-10I-081508DL	nsample	DMW-10I-081508DL	nsample	DMW-10I-081508DL
samp_date	8/15/2008	samp_date	8/15/2008	samp_date	8/15/2008
lab_id	A8H160110004	lab_id	A8H160110004	lab_id	A8H160110004
qc_type	NM	qc_type	NM	qc_type	NM
units	UG/L	units	UG/L	units	UG/L
Pct_Solids		Pct_Solids		Pct_Solids	
DUP_OF:		DUP_OF:		DUP_OF:	

Parameter	Result	Val Qual	Qual Code
1,1,1,2-TETRACHLOROETHANE	25	U	
1,1,1-TRICHLOROETHANE	25	U	
1,1,2,2-TETRACHLOROETHANE	25	U	
1,1,2-TRICHLOROTRIFLUOROETHANE	25	U	
1,1-DICHLOROETHANE	25	U	
1,1-DICHLOROETHENE	25	U	
1,1-DICHLOROPROPENE	25	U	
1,2,3-TRICHLOROBENZENE	25	U	
1,2,3-TRICHLOROPROPANE	25	U	
1,2,3-TRIMETHYLBENZENE	120	U	
1,2,4-TRICHLOROBENZENE	25	U	
1,2,4-TRIMETHYLBENZENE	25	U	
1,2-DIBROMO-3-CHLOROPROPANE	50	U	
1,2-DIBROMOETHANE	25	U	
1,2-DICHLOROBENZENE	25	U	
1,2-DICHLOROETHANE	25	U	
1,2-DICHLOROPROPANE	25	U	
1,3-DICHLOROBENZENE	25	U	
1,3-DICHLOROPROPANE	25	U	
1,4-DICHLOROBENZENE	25	U	
2,2-DICHLOROPROPANE	25	U	
2-BUTANONE	120	U	
2-CHLOROETHYL VINYL ETHER	120	U	
2-CHLOROTOLUENE	25	U	
2-HEXANONE	120	U	
4-CHLOROTOLUENE	25	U	
4-ISOPROPYLTOLUENE	25	U	
4-METHYL-2-PENTANONE	120	U	
ACETONE	36	B	B
BENZENE	25	U	
BROMOBENZENE	25	U	
BROMOCHLOROMETHANE	25	U	

Parameter	Result	Val Qual	Qual Code
BROMODICHLOROMETHANE	25	U	
BROMOFORM	25	U	
BROMOMETHANE	25	U	
CARBON DISULFIDE	25	U	
CARBON TETRACHLORIDE	430	J	C
CHLOROBENZENE	25	U	
CHLORODIBROMOMETHANE	25	U	
CHLOROETHANE	25	U	
CHLOROFORM	23	J	
CHLOROMETHANE	25	U	
CIS-1,2-DICHLOROETHENE	30		
CIS-1,3-DICHLOROPROPENE	25	U	
DIBROMOMETHANE	25	U	
DICHLORODIFLUOROMETHANE	25	U	
DIISOPROPYL ETHER	120	U	
ETHYL TERT-BUTYL ETHER	120	U	
ETHYLBENZENE	25	U	
HEXACHLOROBUTADIENE	25	U	
ISOPROPYLBENZENE	25	U	
M+P-XYLENES	50	U	
METHYL TERT-BUTYL ETHER	120	U	
METHYLENE CHLORIDE	25	U	
NAPHTHALENE	25	U	
N-BUTYLBENZENE	25	U	
N-PROPYLBENZENE	25	U	
O-XYLENE	25	U	
SEC-BUTYLBENZENE	25	U	
STYRENE	25	U	
TERT-AMYL METHYL ETHER	120	U	
TERT-BUTYLBENZENE	25	U	
TERTIARY-BUTYL ALCOHOL	500	U	
TETRACHLOROETHENE	25	U	

Parameter	Result	Val Qual	Qual Code
TOLUENE	25	U	
TOTAL XYLENES	50	U	
TRANS-1,2-DICHLOROETHENE	25	U	
TRANS-1,3-DICHLOROPROPENE	25	U	
TRICHLOROETHENE	660		
TRICHLOROFLUOROMETHANE	25	U	
VINYL ACETATE	50	U	
VINYL CHLORIDE	25	U	

PROJ_NO: 01660

SDG: 8H12110 MEDIA: WATER DATA FRACTION: OV

nsample	DMW-11I-081108	nsample	DMW-11I-081108	nsample	DMW-11I-081108
samp_date	8/11/2008	samp_date	8/11/2008	samp_date	8/11/2008
lab_id	A8H120110005	lab_id	A8H120110005	lab_id	A8H120110005
qc_type	NM	qc_type	NM	qc_type	NM
units	UG/L	units	UG/L	units	UG/L
Pct_Solids		Pct_Solids		Pct_Solids	
DUP_OF:		DUP_OF:		DUP_OF:	

Parameter	Result	Val Qual	Qual Code
1,1,1,2-TETRACHLOROETHANE	1	U	
1,1,1-TRICHLOROETHANE	1	U	
1,1,2,2-TETRACHLOROETHANE	1	U	
1,1,2-TRICHLOROTRIFLUOROETHANE	1	U	
1,1-DICHLOROETHANE	1	U	
1,1-DICHLOROETHENE	1	U	
1,1-DICHLOROPROPENE	1	U	
1,2,3-TRICHLOROBENZENE	1	U	
1,2,3-TRICHLOROPROPANE	1	U	
1,2,3-TRIMETHYLBENZENE	5	U	
1,2,4-TRICHLOROBENZENE	1	U	
1,2,4-TRIMETHYLBENZENE	1	U	
1,2-DIBROMO-3-CHLOROPROPANE	2	U	
1,2-DIBROMOETHANE	1	U	
1,2-DICHLOROBENZENE	1	U	
1,2-DICHLOROETHANE	1	U	
1,2-DICHLOROPROPANE	1	U	
1,3-DICHLOROBENZENE	1	U	
1,3-DICHLOROPROPANE	1	U	
1,4-DICHLOROBENZENE	1	U	
2,2-DICHLOROPROPANE	1	U	
2-BUTANONE	0.66	J	P
2-CHLOROETHYL VINYL ETHER	5	U	
2-CHLOROTOLUENE	1	U	
2-HEXANONE	5	U	
4-CHLOROTOLUENE	1	U	
4-ISOPROPYLTOLUENE	1	U	
4-METHYL-2-PENTANONE	5	U	
ACETONE	1.9	B	A
BENZENE	1	U	
BROMOBENZENE	1	U	
BROMOCHLOROMETHANE	1	U	

Parameter	Result	Val Qual	Qual Code
BROMODICHLOROMETHANE	1	U	
BROMOFORM	1	U	
BROMOMETHANE	1	U	
CARBON DISULFIDE	1	U	
CARBON TETRACHLORIDE	1	U	
CHLOROBENZENE	1	U	
CHLORODIBROMOMETHANE	1	U	
CHLOROETHANE	1	U	
CHLOROFORM	1	U	
CHLOROMETHANE	1	U	
CIS-1,2-DICHLOROETHENE	0.77	J	P
CIS-1,3-DICHLOROPROPENE	1	U	
DIBROMOMETHANE	1	U	
DICHLORODIFLUOROMETHANE	1	U	
DIISOPROPYL ETHER	5	U	
ETHYL TERT-BUTYL ETHER	5	U	
ETHYLBENZENE	1	U	
HEXACHLOROBUTADIENE	1	U	
ISOPROPYLBENZENE	1	U	
M+P-XYLENES	2	U	
METHYL TERT-BUTYL ETHER	5	U	
METHYLENE CHLORIDE	1	U	
NAPHTHALENE	1	U	
N-BUTYLBENZENE	1	U	
N-PROPYLBENZENE	1	U	
O-XYLENE	1	U	
SEC-BUTYLBENZENE	1	U	
STYRENE	1	U	
TERT-AMYL METHYL ETHER	5	U	
TERT-BUTYLBENZENE	1	U	
TERTIARY-BUTYL ALCOHOL	20	U	
TETRACHLOROETHENE	1	U	

Parameter	Result	Val Qual	Qual Code
TOLUENE	1	U	
TOTAL XYLENES	2	U	
TRANS-1,2-DICHLOROETHENE	1	U	
TRANS-1,3-DICHLOROPROPENE	1	U	
TRICHLOROETHENE	0.44	B	B
TRICHLOROFLUOROMETHANE	1	U	
VINYL ACETATE	2	U	
VINYL CHLORIDE	1	U	

PROJ_NO: 01660

SDG: 8H12110 MEDIA: WATER DATA FRACTION: OV

nsample	DMW-11S-081108DL
samp_date	8/11/2008
lab_id	A8H120110003
qc_type	NM
units	UG/L
Pct_Solids	
DUP_OF:	

Parameter	Result	Val Qual	Qual Code
1,1,1,2-TETRACHLOROETHANE	1700	U	
1,1,1-TRICHLOROETHANE	1700	U	
1,1,2,2-TETRACHLOROETHANE	1700	U	
1,1,2-TRICHLOROTRIFLUOROETHANE	1700	U	
1,1-DICHLOROETHANE	1700	U	
1,1-DICHLOROETHENE	1700	U	
1,1-DICHLOROPROPENE	1700	U	
1,2,3-TRICHLOROBENZENE	1700	U	
1,2,3-TRICHLOROPROPANE	1700	U	
1,2,3-TRIMETHYLBENZENE	8300	U	
1,2,4-TRICHLOROBENZENE	1700	U	
1,2,4-TRIMETHYLBENZENE	1700	U	
1,2-DIBROMO-3-CHLOROPROPANE	3300	U	
1,2-DIBROMOETHANE	1700	U	
1,2-DICHLOROBENZENE	1700	U	
1,2-DICHLOROETHANE	1700	U	
1,2-DICHLOROPROPANE	1700	U	
1,3-DICHLOROBENZENE	1700	U	
1,3-DICHLOROPROPANE	1700	U	
1,4-DICHLOROBENZENE	1700	U	
2,2-DICHLOROPROPANE	1700	U	
2-BUTANONE	8300	U	
2-CHLOROETHYL VINYL ETHER	8300	U	
2-CHLOROTOLUENE	1700	U	
2-HEXANONE	8300	U	
4-CHLOROTOLUENE	1700	U	
4-ISOPROPYLTOLUENE	1700	U	
4-METHYL-2-PENTANONE	8300	U	
ACETONE	8300	U	
BENZENE	1700	U	
BROMOBENZENE	1700	U	
BROMOCHLOROMETHANE	1700	U	

nsample	DMW-11S-081108DL
samp_date	8/11/2008
lab_id	A8H120110003
qc_type	NM
units	UG/L
Pct_Solids	
DUP_OF:	

Parameter	Result	Val Qual	Qual Code
BROMODICHLOROMETHANE	1700	U	
BROMOFORM	1700	U	
BROMOMETHANE	1700	U	
CARBON DISULFIDE	1700	U	
CARBON TETRACHLORIDE	1700	U	
CHLOROBENZENE	1700	U	
CHLORODIBROMOMETHANE	1700	U	
CHLOROETHANE	1700	U	
CHLOROFORM	1000	J	P
CHLOROMETHANE	1700	U	
CIS-1,2-DICHLOROETHENE	36000		
CIS-1,3-DICHLOROPROPENE	1700	U	
DIBROMOMETHANE	1700	U	
DICHLORODIFLUOROMETHANE	1700	U	
DIISOPROPYL ETHER	8300	U	
ETHYL TERT-BUTYL ETHER	8300	U	
ETHYLBENZENE	1700	U	
HEXACHLOROBUTADIENE	1700	U	
ISOPROPYLBENZENE	1700	U	
M+P-XYLENES	3300	U	
METHYL TERT-BUTYL ETHER	8300	U	
METHYLENE CHLORIDE	1700	U	
NAPHTHALENE	1700	U	
N-BUTYLBENZENE	1700	U	
N-PROPYLBENZENE	1700	U	
O-XYLENE	1700	U	
SEC-BUTYLBENZENE	1700	U	
STYRENE	1700	U	
TERT-AMYL METHYL ETHER	8300	U	
TERT-BUTYLBENZENE	1700	U	
TERTIARY-BUTYL ALCOHOL	33000	U	
TETRACHLOROETHENE	1700	U	

nsample	DMW-11S-081108DL
samp_date	8/11/2008
lab_id	A8H120110003
qc_type	NM
units	UG/L
Pct_Solids	
DUP_OF:	

Parameter	Result	Val Qual	Qual Code
TOLUENE	1200	J	P
TOTAL XYLENES	3300	U	
TRANS-1,2-DICHLOROETHENE	1700	U	
TRANS-1,3-DICHLOROPROPENE	1700	U	
TRICHLOROETHENE	29000		
TRICHLOROFLUOROMETHANE	1700	U	
VINYL ACETATE	3300	U	
VINYL CHLORIDE	3300		

PROJ_NO: 01660

SDG: 8H12110 MEDIA: WATER DATA FRACTION: OV

nsample	DMW-1A-081508DL
samp_date	8/15/2008
lab_id	A8H160110002
qc_type	NM
units	UG/L
Pct_Solids	
DUP_OF:	

Parameter	Result	Val Qual	Qual Code
1,1,1,2-TETRACHLOROETHANE	200	U	
1,1,1-TRICHLOROETHANE	200	U	
1,1,2,2-TETRACHLOROETHANE	200	U	
1,1,2-TRICHLOROTRIFLUOROETHANE	200	U	
1,1-DICHLOROETHANE	200	U	
1,1-DICHLOROETHENE	200	U	
1,1-DICHLOROPROPENE	200	U	
1,2,3-TRICHLOROBENZENE	200	U	
1,2,3-TRICHLOROPROPANE	200	U	
1,2,3-TRIMETHYLBENZENE	1000	U	
1,2,4-TRICHLOROBENZENE	200	U	
1,2,4-TRIMETHYLBENZENE	200	U	
1,2-DIBROMO-3-CHLOROPROPANE	400	U	
1,2-DIBROMOETHANE	200	U	
1,2-DICHLOROBENZENE	200	U	
1,2-DICHLOROETHANE	200	U	
1,2-DICHLOROPROPANE	200	U	
1,3-DICHLOROBENZENE	200	U	
1,3-DICHLOROPROPANE	200	U	
1,4-DICHLOROBENZENE	200	U	
2,2-DICHLOROPROPANE	200	U	
2-BUTANONE	1000	U	
2-CHLOROETHYL VINYL ETHER	1000	U	
2-CHLOROTOLUENE	200	U	
2-HEXANONE	1000	U	
4-CHLOROTOLUENE	200	U	
4-ISOPROPYLTOLUENE	200	U	
4-METHYL-2-PENTANONE	1000	U	
ACETONE	340	B	B
BENZENE	200	U	
BROMOBENZENE	200	U	
BROMOCHLOROMETHANE	200	U	

nsample	DMW-1A-081508DL
samp_date	8/15/2008
lab_id	A8H160110002
qc_type	NM
units	UG/L
Pct_Solids	
DUP_OF:	

Parameter	Result	Val Qual	Qual Code
BROMODICHLOROMETHANE	200	U	
BROMOFORM	200	U	
BROMOMETHANE	200	U	
CARBON DISULFIDE	200	U	
CARBON TETRACHLORIDE	200	U	
CHLOROBENZENE	200	U	
CHLORODIBROMOMETHANE	200	U	
CHLOROETHANE	200	U	
CHLOROFORM	200	U	
CHLOROMETHANE	200	U	
CIS-1,2-DICHLOROETHENE	4800		
CIS-1,3-DICHLOROPROPENE	200	U	
DIBROMOMETHANE	200	U	
DICHLORODIFLUOROMETHANE	200	U	
DIISOPROPYL ETHER	1000	U	
ETHYL TERT-BUTYL ETHER	1000	U	
ETHYLBENZENE	200	U	
HEXACHLOROBUTADIENE	200	U	
ISOPROPYLBENZENE	200	U	
M+P-XYLENES	400	U	
METHYL TERT-BUTYL ETHER	1000	U	
METHYLENE CHLORIDE	150	B	B
NAPHTHALENE	200	U	
N-BUTYLBENZENE	200	U	
N-PROPYLBENZENE	200	U	
O-XYLENE	200	U	
SEC-BUTYLBENZENE	200	U	
STYRENE	200	U	
TERT-AMYL METHYL ETHER	1000	U	
TERT-BUTYLBENZENE	200	U	
TERTIARY-BUTYL ALCOHOL	4000	U	
TETRACHLOROETHENE	200	U	

nsample	DMW-1A-081508DL
samp_date	8/15/2008
lab_id	A8H160110002
qc_type	NM
units	UG/L
Pct_Solids	
DUP_OF:	

Parameter	Result	Val Qual	Qual Code
TOLUENE	120	J	P
TOTAL XYLENES	400	U	
TRANS-1,2-DICHLOROETHENE	200	U	
TRANS-1,3-DICHLOROPROPENE	200	U	
TRICHLOROETHENE	5300		
TRICHLOROFLUOROMETHANE	200	U	
VINYL ACETATE	400	U	
VINYL CHLORIDE	2500		

PROJ_NO: 01660

SDG: 8H12110 MEDIA: WATER DATA FRACTION: OV

nsample	DMW-1B-081508DL	nsample	DMW-1B-081508DL	nsample	DMW-1B-081508DL
samp_date	8/15/2008	samp_date	8/15/2008	samp_date	8/15/2008
lab_id	A8H160110003	lab_id	A8H160110003	lab_id	A8H160110003
qc_type	NM	qc_type	NM	qc_type	NM
units	UG/L	units	UG/L	units	UG/L
Pct_Solids		Pct_Solids		Pct_Solids	
DUP_OF:		DUP_OF:		DUP_OF:	

Parameter	Result	Val Qual	Qual Code
1,1,1,2-TETRACHLOROETHANE	140	U	
1,1,1-TRICHLOROETHANE	140	U	
1,1,2,2-TETRACHLOROETHANE	140	U	
1,1,2-TRICHLOROTRIFLUOROETHANE	140	U	
1,1-DICHLOROETHANE	140	U	
1,1-DICHLOROETHENE	140	U	
1,1-DICHLOROPROPENE	140	U	
1,2,3-TRICHLOROBENZENE	140	U	
1,2,3-TRICHLOROPROPANE	140	U	
1,2,3-TRIMETHYLBENZENE	710	U	
1,2,4-TRICHLOROBENZENE	140	U	
1,2,4-TRIMETHYLBENZENE	140	U	
1,2-DIBROMO-3-CHLOROPROPANE	290	U	
1,2-DIBROMOETHANE	140	U	
1,2-DICHLOROBENZENE	140	U	
1,2-DICHLOROETHANE	140	U	
1,2-DICHLOROPROPANE	140	U	
1,3-DICHLOROBENZENE	140	U	
1,3-DICHLOROPROPANE	140	U	
1,4-DICHLOROBENZENE	140	U	
2,2-DICHLOROPROPANE	140	U	
2-BUTANONE	710	U	
2-CHLOROETHYL VINYL ETHER	710	U	
2-CHLOROTOLUENE	140	U	
2-HEXANONE	710	U	
4-CHLOROTOLUENE	140	U	
4-ISOPROPYLTOLUENE	140	U	
4-METHYL-2-PENTANONE	710	U	
ACETONE	320	B	B
BENZENE	140	U	
BROMOBENZENE	140	U	
BROMOCHLOROMETHANE	140	U	

Parameter	Result	Val Qual	Qual Code
BROMODICHLOROMETHANE	140	U	
BROMOFORM	140	U	
BROMOMETHANE	140	U	
CARBON DISULFIDE	140	U	
CARBON TETRACHLORIDE	140	U	
CHLOROBENZENE	140	U	
CHLORODIBROMOMETHANE	140	U	
CHLOROETHANE	140	U	
CHLOROFORM	140	U	
CHLOROMETHANE	140	U	
CIS-1,2-DICHLOROETHENE	2400		
CIS-1,3-DICHLOROPROPENE	140	U	
DIBROMOMETHANE	140	U	
DICHLORODIFLUOROMETHANE	140	U	
DIISOPROPYL ETHER	710	U	
ETHYL TERT-BUTYL ETHER	710	U	
ETHYLBENZENE	140	U	
HEXACHLOROBUTADIENE	140	U	
ISOPROPYLBENZENE	140	U	
M+P-XYLENES	290	U	
METHYL TERT-BUTYL ETHER	710	U	
METHYLENE CHLORIDE	140	U	
NAPHTHALENE	140	U	
N-BUTYLBENZENE	140	U	
N-PROPYLBENZENE	140	U	
O-XYLENE	140	U	
SEC-BUTYLBENZENE	140	U	
STYRENE	140	U	
TERT-AMYL METHYL ETHER	710	U	
TERT-BUTYLBENZENE	140	U	
TERTIARY-BUTYL ALCOHOL	2900	U	
TETRACHLOROETHENE	140	U	

Parameter	Result	Val Qual	Qual Code
TOLUENE	140	U	
TOTAL XYLENES	290	U	
TRANS-1,2-DICHLOROETHENE	140	U	
TRANS-1,3-DICHLOROPROPENE	140	U	
TRICHLOROETHENE	800		
TRICHLOROFLUOROMETHANE	140	U	
VINYL ACETATE	290	U	
VINYL CHLORIDE	4000		

PROJ_NO: 01660

SDG: 8H12110 MEDIA: WATER DATA FRACTION: OV

nsample	DMW-23S-081108
samp_date	8/11/2008
lab_id	A8H120110007
qc_type	NM
units	UG/L
Pct_Solids	
DUP_OF:	

Parameter	Result	Val Qual	Qual Code
1,1,1,2-TETRACHLOROETHANE	1	U	
1,1,1-TRICHLOROETHANE	1	U	
1,1,2,2-TETRACHLOROETHANE	1	U	
1,1,2-TRICHLOROTRIFLUOROETHANE	1	U	
1,1-DICHLOROETHANE	1	U	
1,1-DICHLOROETHENE	1	U	
1,1-DICHLOROPROPENE	1	U	
1,2,3-TRICHLOROBENZENE	1	U	
1,2,3-TRICHLOROPROPANE	1	U	
1,2,3-TRIMETHYLBENZENE	0.11	J	P
1,2,4-TRICHLOROBENZENE	1	U	
1,2,4-TRIMETHYLBENZENE	1	U	
1,2-DIBROMO-3-CHLOROPROPANE	2	U	
1,2-DIBROMOETHANE	1	U	
1,2-DICHLOROBENZENE	0.42	J	P
1,2-DICHLOROETHANE	0.58	B	B
1,2-DICHLOROPROPANE	1	U	
1,3-DICHLOROBENZENE	1	U	
1,3-DICHLOROPROPANE	1	U	
1,4-DICHLOROBENZENE	1	U	
2,2-DICHLOROPROPANE	1	U	
2-BUTANONE	1.4	J	P
2-CHLOROETHYL VINYL ETHER	5	U	
2-CHLOROTOLUENE	1	U	
2-HEXANONE	5	U	
4-CHLOROTOLUENE	1	U	
4-ISOPROPYLTOLUENE	1	U	
4-METHYL-2-PENTANONE	5	U	
ACETONE	3.1	B	B
BENZENE	4.2		
BROMOBENZENE	1	U	
BROMOCHLOROMETHANE	1	U	

nsample	DMW-23S-081108
samp_date	8/11/2008
lab_id	A8H120110007
qc_type	NM
units	UG/L
Pct_Solids	
DUP_OF:	

Parameter	Result	Val Qual	Qual Code
BROMODICHLOROMETHANE	1	U	
BROMOFORM	1	U	
BROMOMETHANE	1	U	
CARBON DISULFIDE	0.55	J	CP
CARBON TETRACHLORIDE	1	U	
CHLOROBENZENE	0.31	J	P
CHLORODIBROMOMETHANE	1	U	
CHLOROETHANE	1	U	
CHLOROFORM	1	U	
CHLOROMETHANE	1	U	
CIS-1,2-DICHLOROETHENE	0.85	J	P
CIS-1,3-DICHLOROPROPENE	1	U	
DIBROMOMETHANE	1	U	
DICHLORODIFLUOROMETHANE	1	U	
DIISOPROPYL ETHER	5	U	
ETHYL TERT-BUTYL ETHER	5	U	
ETHYLBENZENE	1	U	
HEXACHLOROBUTADIENE	1	U	
ISOPROPYLBENZENE	0.32	J	P
M+P-XYLENES	2	U	
METHYL TERT-BUTYL ETHER	5	U	
METHYLENE CHLORIDE	1	U	
NAPHTHALENE	0.31	J	CP
N-BUTYLBENZENE	1	U	
N-PROPYLBENZENE	1	U	
O-XYLENE	1	U	
SEC-BUTYLBENZENE	0.39	J	P
STYRENE	1	U	
TERT-AMYL METHYL ETHER	5	U	
TERT-BUTYLBENZENE	0.42	J	P
TERTIARY-BUTYL ALCOHOL	20	U	
TETRACHLOROETHENE	1	U	

nsample	DMW-23S-081108
samp_date	8/11/2008
lab_id	A8H120110007
qc_type	NM
units	UG/L
Pct_Solids	
DUP_OF:	

Parameter	Result	Val Qual	Qual Code
TOLUENE	1	U	
TOTAL XYLENES	2	U	
TRANS-1,2-DICHLOROETHENE	1	U	
TRANS-1,3-DICHLOROPROPENE	1	U	
TRICHLOROETHENE	1	U	
TRICHLOROFLUOROMETHANE	1	U	
VINYL ACETATE	2	U	
VINYL CHLORIDE	5.6		

PROJ_NO: 01660

SDG: 8H12110 MEDIA: WATER DATA FRACTION: OV

nsample	DMW-24I-081108DL
samp_date	8/11/2008
lab_id	A8H120110002
qc_type	NM
units	UG/L
Pct_Solids	
DUP_OF:	

Parameter	Result	Val Qual	Qual Code
1,1,1,2-TETRACHLOROETHANE	2.5	U	
1,1,1-TRICHLOROETHANE	2.5	U	
1,1,2,2-TETRACHLOROETHANE	2.5	U	
1,1,2-TRICHLOROTRIFLUOROETHANE	2.5	U	
1,1-DICHLOROETHANE	2.5	U	
1,1-DICHLOROETHENE	2.5	U	
1,1-DICHLOROPROPENE	2.5	U	
1,2,3-TRICHLOROBENZENE	2.5	U	
1,2,3-TRICHLOROPROPANE	2.5	U	
1,2,3-TRIMETHYLBENZENE	12	U	
1,2,4-TRICHLOROBENZENE	2.5	U	
1,2,4-TRIMETHYLBENZENE	2.5	U	
1,2-DIBROMO-3-CHLOROPROPANE	5	U	
1,2-DIBROMOETHANE	2.5	U	
1,2-DICHLOROBENZENE	2.5	U	
1,2-DICHLOROETHANE	2.5	U	
1,2-DICHLOROPROPANE	2.5	U	
1,3-DICHLOROBENZENE	2.5	U	
1,3-DICHLOROPROPANE	2.5	U	
1,4-DICHLOROBENZENE	2.5	U	
2,2-DICHLOROPROPANE	2.5	U	
2-BUTANONE	12	U	
2-CHLOROETHYL VINYL ETHER	12	U	
2-CHLOROTOLUENE	2.5	U	
2-HEXANONE	12	U	
4-CHLOROTOLUENE	2.5	U	
4-ISOPROPYLTOLUENE	2.5	U	
4-METHYL-2-PENTANONE	12	U	
ACETONE	8	B	B
BENZENE	2.5	U	
BROMOBENZENE	2.5	U	
BROMOCHLOROMETHANE	2.5	U	

nsample	DMW-24I-081108DL
samp_date	8/11/2008
lab_id	A8H120110002
qc_type	NM
units	UG/L
Pct_Solids	
DUP_OF:	

Parameter	Result	Val Qual	Qual Code
BROMODICHLOROMETHANE	2.5	U	
BROMOFORM	2.5	U	
BROMOMETHANE	2.5	U	
CARBON DISULFIDE	2.5	U	
CARBON TETRACHLORIDE	2.5	U	
CHLOROBENZENE	2.5	U	
CHLORODIBROMOMETHANE	2.5	U	
CHLOROETHANE	2.5	U	
CHLOROFORM	0.44	J	P
CHLOROMETHANE	2.5	U	
CIS-1,2-DICHLOROETHENE	2.5	U	
CIS-1,3-DICHLOROPROPENE	2.5	U	
DIBROMOMETHANE	2.5	U	
DICHLORODIFLUOROMETHANE	2.5	U	
DIISOPROPYL ETHER	12	U	
ETHYL TERT-BUTYL ETHER	12	U	
ETHYLBENZENE	2.5	U	
HEXACHLOROBUTADIENE	2.5	U	
ISOPROPYLBENZENE	2.5	U	
M+P-XYLENES	5	U	
METHYL TERT-BUTYL ETHER	12	U	
METHYLENE CHLORIDE	2.5	U	
NAPHTHALENE	2.5	U	
N-BUTYLBENZENE	2.5	U	
N-PROPYLBENZENE	2.5	U	
O-XYLENE	2.5	U	
SEC-BUTYLBENZENE	2.5	U	
STYRENE	2.5	U	
TERT-AMYL METHYL ETHER	12	U	
TERT-BUTYLBENZENE	2.5	U	
TERTIARY-BUTYL ALCOHOL	50	U	
TETRACHLOROETHENE	2.5	U	

nsample	DMW-24I-081108DL
samp_date	8/11/2008
lab_id	A8H120110002
qc_type	NM
units	UG/L
Pct_Solids	
DUP_OF:	

Parameter	Result	Val Qual	Qual Code
TOLUENE	2.5	U	
TOTAL XYLENES	5	U	
TRANS-1,2-DICHLOROETHENE	2.5	U	
TRANS-1,3-DICHLOROPROPENE	2.5	U	
TRICHLOROETHENE	56		
TRICHLOROFLUOROMETHANE	2.5	U	
VINYL ACETATE	5	U	
VINYL CHLORIDE	2.5	U	

PROJ_NO: 01660

SDG: 8H12110 MEDIA: WATER DATA FRACTION: OV

nsample	DMW-24S-081108
samp_date	8/11/2008
lab_id	A8H120110004
qc_type	NM
units	UG/L
Pct_Solids	
DUP_OF:	

Parameter	Result	Val Qual	Qual Code
1,1,1,2-TETRACHLOROETHANE	1	U	
1,1,1-TRICHLOROETHANE	1	U	
1,1,2,2-TETRACHLOROETHANE	1	U	
1,1,2-TRICHLOROTRIFLUOROETHANE	1	U	
1,1-DICHLOROETHANE	1	U	
1,1-DICHLOROETHENE	1	U	
1,1-DICHLOROPROPENE	1	U	
1,2,3-TRICHLOROBENZENE	1	U	
1,2,3-TRICHLOROPROPANE	1	U	
1,2,3-TRIMETHYLBENZENE	5	U	
1,2,4-TRICHLOROBENZENE	1	U	
1,2,4-TRIMETHYLBENZENE	1	U	
1,2-DIBROMO-3-CHLOROPROPANE	2	U	
1,2-DIBROMOETHANE	1	U	
1,2-DICHLOROBENZENE	1	U	
1,2-DICHLOROETHANE	1	U	
1,2-DICHLOROPROPANE	1	U	
1,3-DICHLOROBENZENE	1	U	
1,3-DICHLOROPROPANE	1	U	
1,4-DICHLOROBENZENE	1	U	
2,2-DICHLOROPROPANE	1	U	
2-BUTANONE	5	U	
2-CHLOROETHYL VINYL ETHER	5	U	
2-CHLOROTOLUENE	1	U	
2-HEXANONE	5	U	
4-CHLOROTOLUENE	1	U	
4-ISOPROPYLTOLUENE	1	U	
4-METHYL-2-PENTANONE	5	U	
ACETONE	1.2	B	B
BENZENE	1	U	
BROMOBENZENE	1	U	
BROMOCHLOROMETHANE	1	U	

nsample	DMW-24S-081108
samp_date	8/11/2008
lab_id	A8H120110004
qc_type	NM
units	UG/L
Pct_Solids	
DUP_OF:	

Parameter	Result	Val Qual	Qual Code
BROMODICHLOROMETHANE	1	U	
BROMOFORM	1	U	
BROMOMETHANE	1	U	
CARBON DISULFIDE	1	U	
CARBON TETRACHLORIDE	1	U	
CHLOROBENZENE	1	U	
CHLORODIBROMOMETHANE	1	U	
CHLOROETHANE	1	U	
CHLOROFORM	0.18	J	P
CHLOROMETHANE	1	U	
CIS-1,2-DICHLOROETHENE	1	U	
CIS-1,3-DICHLOROPROPENE	1	U	
DIBROMOMETHANE	1	U	
DICHLORODIFLUOROMETHANE	1	U	
DIISOPROPYL ETHER	5	U	
ETHYL TERT-BUTYL ETHER	5	U	
ETHYLBENZENE	1	U	
HEXACHLOROBUTADIENE	1	U	
ISOPROPYLBENZENE	1	U	
M+P-XYLENES	2	U	
METHYL TERT-BUTYL ETHER	5	U	
METHYLENE CHLORIDE	1	U	
NAPHTHALENE	1	U	
N-BUTYLBENZENE	1	U	
N-PROPYLBENZENE	1	U	
O-XYLENE	1	U	
SEC-BUTYLBENZENE	1	U	
STYRENE	1	U	
TERT-AMYL METHYL ETHER	5	U	
TERT-BUTYLBENZENE	1	U	
TERTIARY-BUTYL ALCOHOL	20	U	
TETRACHLOROETHENE	1	U	

nsample	DMW-24S-081108
samp_date	8/11/2008
lab_id	A8H120110004
qc_type	NM
units	UG/L
Pct_Solids	
DUP_OF:	

Parameter	Result	Val Qual	Qual Code
TOLUENE	1	U	
TOTAL XYLENES	2	U	
TRANS-1,2-DICHLOROETHENE	1	U	
TRANS-1,3-DICHLOROPROPENE	1	U	
TRICHLOROETHENE	1	U	
TRICHLOROFLUOROMETHANE	1	U	
VINYL ACETATE	2	U	
VINYL CHLORIDE	1	U	

PROJ_NO: 01660

SDG: 8H12110 MEDIA: WATER DATA FRACTION: OV

nsample	DMW-8D-081408DL
samp_date	8/14/2008
lab_id	A8H150118002
qc_type	NM
units	UG/L
Pct_Solids	
DUP_OF:	

Parameter	Result	Val Qual	Qual Code
1,1,1,2-TETRACHLOROETHANE	20	U	
1,1,1-TRICHLOROETHANE	20	U	
1,1,2,2-TETRACHLOROETHANE	20	U	
1,1,2-TRICHLOROTRIFLUOROETHANE	20	U	
1,1-DICHLOROETHANE	20	U	
1,1-DICHLOROETHENE	4.4	J	P
1,1-DICHLOROPROPENE	20	U	
1,2,3-TRICHLOROBENZENE	20	U	
1,2,3-TRICHLOROPROPANE	20	U	
1,2,3-TRIMETHYLBENZENE	100	U	
1,2,4-TRICHLOROBENZENE	20	U	
1,2,4-TRIMETHYLBENZENE	20	U	
1,2-DIBROMO-3-CHLOROPROPANE	40	U	
1,2-DIBROMOETHANE	20	U	
1,2-DICHLOROBENZENE	20	U	
1,2-DICHLOROETHANE	20	U	
1,2-DICHLOROPROPANE	20	U	
1,3-DICHLOROBENZENE	20	U	
1,3-DICHLOROPROPANE	20	U	
1,4-DICHLOROBENZENE	20	U	
2,2-DICHLOROPROPANE	20	U	
2-BUTANONE	100	U	
2-CHLOROETHYL VINYL ETHER	100	U	
2-CHLOROTOLUENE	20	U	
2-HEXANONE	100	U	
4-CHLOROTOLUENE	20	U	
4-ISOPROPYLTOLUENE	20	U	
4-METHYL-2-PENTANONE	100	U	
ACETONE	38	B	B
BENZENE	20	U	
BROMOBENZENE	20	U	
BROMOCHLOROMETHANE	20	U	

nsample	DMW-8D-081408DL
samp_date	8/14/2008
lab_id	A8H150118002
qc_type	NM
units	UG/L
Pct_Solids	
DUP_OF:	

Parameter	Result	Val Qual	Qual Code
BROMODICHLOROMETHANE	20	U	
BROMOFORM	20	U	
BROMOMETHANE	20	U	
CARBON DISULFIDE	20	U	
CARBON TETRACHLORIDE	20	U	
CHLOROBENZENE	20	U	
CHLORODIBROMOMETHANE	20	U	
CHLOROETHANE	20	U	
CHLOROFORM	20	U	
CHLOROMETHANE	20	U	
CIS-1,2-DICHLOROETHENE	410		
CIS-1,3-DICHLOROPROPENE	20	U	
DIBROMOMETHANE	20	U	
DICHLORODIFLUOROMETHANE	20	U	
DIISOPROPYL ETHER	100	U	
ETHYL TERT-BUTYL ETHER	100	U	
ETHYLBENZENE	20	U	
HEXACHLOROBUTADIENE	20	U	
ISOPROPYLBENZENE	20	U	
M+P-XYLENES	40	U	
METHYL TERT-BUTYL ETHER	100	U	
METHYLENE CHLORIDE	10	B	B
NAPHTHALENE	20	U	
N-BUTYLBENZENE	20	U	
N-PROPYLBENZENE	20	U	
O-XYLENE	20	U	
SEC-BUTYLBENZENE	20	U	
STYRENE	20	U	
TERT-AMYL METHYL ETHER	100	U	
TERT-BUTYLBENZENE	20	U	
TERTIARY-BUTYL ALCOHOL	400	U	
TETRACHLOROETHENE	20	U	

nsample	DMW-8D-081408DL
samp_date	8/14/2008
lab_id	A8H150118002
qc_type	NM
units	UG/L
Pct_Solids	
DUP_OF:	

Parameter	Result	Val Qual	Qual Code
TOLUENE	20	U	
TOTAL XYLENES	40	U	
TRANS-1,2-DICHLOROETHENE	20	U	
TRANS-1,3-DICHLOROPROPENE	20	U	
TRICHLOROETHENE	490		
TRICHLOROFLUOROMETHANE	20	U	
VINYL ACETATE	40	U	
VINYL CHLORIDE	360		

PROJ_NO: 01660

SDG: 8H12110 MEDIA: WATER DATA FRACTION: OV

nsample	DMW-8I-081408DL
samp_date	8/14/2008
lab_id	A8H150118003
qc_type	NM
units	UG/L
Pct_Solids	
DUP_OF:	

Parameter	Result	Val Qual	Qual Code
1,1,1,2-TETRACHLOROETHANE	33	U	
1,1,1-TRICHLOROETHANE	33	U	
1,1,2,2-TETRACHLOROETHANE	33	U	
1,1,2-TRICHLOROTRIFLUOROETHANE	33	U	
1,1-DICHLOROETHANE	33	U	
1,1-DICHLOROETHENE	33	U	
1,1-DICHLOROPROPENE	33	U	
1,2,3-TRICHLOROBENZENE	33	U	
1,2,3-TRICHLOROPROPANE	33	U	
1,2,3-TRIMETHYLBENZENE	170	U	
1,2,4-TRICHLOROBENZENE	33	U	
1,2,4-TRIMETHYLBENZENE	33	U	
1,2-DIBROMO-3-CHLOROPROPANE	67	U	
1,2-DIBROMOETHANE	33	U	
1,2-DICHLOROBENZENE	33	U	
1,2-DICHLOROETHANE	11	B	B
1,2-DICHLOROPROPANE	33	U	
1,3-DICHLOROBENZENE	33	U	
1,3-DICHLOROPROPANE	33	U	
1,4-DICHLOROBENZENE	33	U	
2,2-DICHLOROPROPANE	33	U	
2-BUTANONE	170	U	
2-CHLOROETHYL VINYL ETHER	170	U	
2-CHLOROTOLUENE	33	U	
2-HEXANONE	170	U	
4-CHLOROTOLUENE	33	U	
4-ISOPROPYLTOLUENE	33	U	
4-METHYL-2-PENTANONE	170	U	
ACETONE	84	B	B
BENZENE	33	U	
BROMOBENZENE	33	U	
BROMOCHLOROMETHANE	33	U	

nsample	DMW-8I-081408DL
samp_date	8/14/2008
lab_id	A8H150118003
qc_type	NM
units	UG/L
Pct_Solids	
DUP_OF:	

Parameter	Result	Val Qual	Qual Code
BROMODICHLOROMETHANE	33	U	
BROMOFORM	33	U	
BROMOMETHANE	33	U	
CARBON DISULFIDE	33	U	
CARBON TETRACHLORIDE	33	U	
CHLOROBENZENE	33	U	
CHLORODIBROMOMETHANE	33	U	
CHLOROETHANE	33	U	
CHLOROFORM	5.7	J	P
CHLOROMETHANE	33	U	
CIS-1,2-DICHLOROETHENE	670		
CIS-1,3-DICHLOROPROPENE	33	U	
DIBROMOMETHANE	33	U	
DICHLORODIFLUOROMETHANE	33	U	
DIISOPROPYL ETHER	170	U	
ETHYL TERT-BUTYL ETHER	170	U	
ETHYLBENZENE	33	U	
HEXACHLOROBUTADIENE	33	U	
ISOPROPYLBENZENE	33	U	
M+P-XYLENES	67	U	
METHYL TERT-BUTYL ETHER	170	U	
METHYLENE CHLORIDE	33	U	
NAPHTHALENE	33	U	
N-BUTYLBENZENE	33	U	
N-PROPYLBENZENE	33	U	
O-XYLENE	33	U	
SEC-BUTYLBENZENE	33	U	
STYRENE	33	U	
TERT-AMYL METHYL ETHER	170	U	
TERT-BUTYLBENZENE	33	U	
TERTIARY-BUTYL ALCOHOL	670	U	
TETRACHLOROETHENE	33	U	

nsample	DMW-8I-081408DL
samp_date	8/14/2008
lab_id	A8H150118003
qc_type	NM
units	UG/L
Pct_Solids	
DUP_OF:	

Parameter	Result	Val Qual	Qual Code
TOLUENE	33	U	
TOTAL XYLENES	67	U	
TRANS-1,2-DICHLOROETHENE	33	U	
TRANS-1,3-DICHLOROPROPENE	33	U	
TRICHLOROETHENE	930		
TRICHLOROFLUOROMETHANE	33	U	
VINYL ACETATE	67	U	
VINYL CHLORIDE	320		

PROJ_NO: 01660

SDG: 8H12110 MEDIA: WATER DATA FRACTION: OV

nsample	DMW-8S-081408
samp_date	8/14/2008
lab_id	A8H150118004
qc_type	NM
units	UG/L
Pct_Solids	
DUP_OF:	

Parameter	Result	Val Qual	Qual Code
1,1,1,2-TETRACHLOROETHANE	1	U	
1,1,1-TRICHLOROETHANE	1	U	
1,1,2,2-TETRACHLOROETHANE	1	U	
1,1,2-TRICHLOROTRIFLUOROETHANE	1	U	
1,1-DICHLOROETHANE	1	U	
1,1-DICHLOROETHENE	1	U	
1,1-DICHLOROPROPENE	1	U	
1,2,3-TRICHLOROBENZENE	1	U	
1,2,3-TRICHLOROPROPANE	1	U	
1,2,3-TRIMETHYLBENZENE	5	U	
1,2,4-TRICHLOROBENZENE	1	U	
1,2,4-TRIMETHYLBENZENE	1	U	
1,2-DIBROMO-3-CHLOROPROPANE	2	U	
1,2-DIBROMOETHANE	1	U	
1,2-DICHLOROBENZENE	1	U	
1,2-DICHLOROETHANE	0.25	B	B
1,2-DICHLOROPROPANE	1	U	
1,3-DICHLOROBENZENE	1	U	
1,3-DICHLOROPROPANE	1	U	
1,4-DICHLOROBENZENE	1	U	
2,2-DICHLOROPROPANE	1	U	
2-BUTANONE	5	U	
2-CHLOROETHYL VINYL ETHER	5	U	
2-CHLOROTOLUENE	1	U	
2-HEXANONE	5	U	
4-CHLOROTOLUENE	1	U	
4-ISOPROPYLTOLUENE	1	U	
4-METHYL-2-PENTANONE	5	U	
ACETONE	1.3	B	B
BENZENE	1	U	
BROMOBENZENE	1	U	
BROMOCHLOROMETHANE	1	U	

nsample	DMW-8S-081408
samp_date	8/14/2008
lab_id	A8H150118004
qc_type	NM
units	UG/L
Pct_Solids	
DUP_OF:	

Parameter	Result	Val Qual	Qual Code
BROMODICHLOROMETHANE	1	U	
BROMOFORM	1	U	
BROMOMETHANE	1	U	
CARBON DISULFIDE	1	U	
CARBON TETRACHLORIDE	1	U	
CHLOROBENZENE	1	U	
CHLORODIBROMOMETHANE	1	U	
CHLOROETHANE	1	U	
CHLOROFORM	1	U	
CHLOROMETHANE	1	U	
CIS-1,2-DICHLOROETHENE	5.3		
CIS-1,3-DICHLOROPROPENE	1	U	
DIBROMOMETHANE	1	U	
DICHLORODIFLUOROMETHANE	1	U	
DIISOPROPYL ETHER	5	U	
ETHYL TERT-BUTYL ETHER	5	U	
ETHYLBENZENE	1	U	
HEXACHLOROBUTADIENE	1	U	
ISOPROPYLBENZENE	1	U	
M+P-XYLENES	2	U	
METHYL TERT-BUTYL ETHER	5	U	
METHYLENE CHLORIDE	1	U	
NAPHTHALENE	1	U	
N-BUTYLBENZENE	1	U	
N-PROPYLBENZENE	1	U	
O-XYLENE	1	U	
SEC-BUTYLBENZENE	1	U	
STYRENE	1	U	
TERT-AMYL METHYL ETHER	5	U	
TERT-BUTYLBENZENE	1	U	
TERTIARY-BUTYL ALCOHOL	20	U	
TETRACHLOROETHENE	1	U	

nsample	DMW-8S-081408
samp_date	8/14/2008
lab_id	A8H150118004
qc_type	NM
units	UG/L
Pct_Solids	
DUP_OF:	

Parameter	Result	Val Qual	Qual Code
TOLUENE	1	U	
TOTAL XYLENES	2	U	
TRANS-1,2-DICHLOROETHENE	1	U	
TRANS-1,3-DICHLOROPROPENE	1	U	
TRICHLOROETHENE	0.65	B	B
TRICHLOROFLUOROMETHANE	1	U	
VINYL ACETATE	2	U	
VINYL CHLORIDE	1	U	

PROJ_NO: 01660

SDG: 8H12110 MEDIA: WATER DATA FRACTION: OV

nsample	MW-3-081108DL
samp_date	8/11/2008
lab_id	A8H120110006
qc_type	NM
units	UG/L
Pct_Solids	
DUP_OF:	

Parameter	Result	Val Qual	Qual Code
1,1,1,2-TETRACHLOROETHANE	2.5	U	
1,1,1-TRICHLOROETHANE	2.5	U	
1,1,2,2-TETRACHLOROETHANE	2.5	U	
1,1,2-TRICHLOROTRIFLUOROETHANE	2.5	U	
1,1-DICHLOROETHANE	2.5	U	
1,1-DICHLOROETHENE	2.5	U	
1,1-DICHLOROPROPENE	2.5	U	
1,2,3-TRICHLOROBENZENE	2.5	U	
1,2,3-TRICHLOROPROPANE	2.5	U	
1,2,3-TRIMETHYLBENZENE	12	U	
1,2,4-TRICHLOROBENZENE	2.5	U	
1,2,4-TRIMETHYLBENZENE	2.5	U	
1,2-DIBROMO-3-CHLOROPROPANE	5	U	
1,2-DIBROMOETHANE	2.5	U	
1,2-DICHLOROBENZENE	2.5	U	
1,2-DICHLOROETHANE	2.5	U	
1,2-DICHLOROPROPANE	2.5	U	
1,3-DICHLOROBENZENE	2.5	U	
1,3-DICHLOROPROPANE	2.5	U	
1,4-DICHLOROBENZENE	2.5	U	
2,2-DICHLOROPROPANE	2.5	U	
2-BUTANONE	12	U	
2-CHLOROETHYL VINYL ETHER	12	U	
2-CHLOROTOLUENE	2.5	U	
2-HEXANONE	12	U	
4-CHLOROTOLUENE	2.5	U	
4-ISOPROPYLTOLUENE	2.5	U	
4-METHYL-2-PENTANONE	12	U	
ACETONE	3.4	B	B
BENZENE	2.5	U	
BROMOBENZENE	2.5	U	
BROMOCHLOROMETHANE	2.5	U	

nsample	MW-3-081108DL
samp_date	8/11/2008
lab_id	A8H120110006
qc_type	NM
units	UG/L
Pct_Solids	
DUP_OF:	

Parameter	Result	Val Qual	Qual Code
BROMODICHLOROMETHANE	2.5	U	
BROMOFORM	2.5	U	
BROMOMETHANE	2.5	U	
CARBON DISULFIDE	2.5	U	
CARBON TETRACHLORIDE	2.5	U	
CHLOROBENZENE	2.5	U	
CHLORODIBROMOMETHANE	2.5	U	
CHLOROETHANE	2.5	U	
CHLOROFORM	2.5	U	
CHLOROMETHANE	2.5	U	
CIS-1,2-DICHLOROETHENE	61		
CIS-1,3-DICHLOROPROPENE	2.5	U	
DIBROMOMETHANE	2.5	U	
DICHLORODIFLUOROMETHANE	2.5	U	
DIISOPROPYL ETHER	12	U	
ETHYL TERT-BUTYL ETHER	12	U	
ETHYLBENZENE	2.5	U	
HEXACHLOROBUTADIENE	2.5	U	
ISOPROPYLBENZENE	2.5	U	
M+P-XYLENES	5	U	
METHYL TERT-BUTYL ETHER	12	U	
METHYLENE CHLORIDE	2.5	U	
NAPHTHALENE	2.5	U	
N-BUTYLBENZENE	2.5	U	
N-PROPYLBENZENE	2.5	U	
O-XYLENE	2.5	U	
SEC-BUTYLBENZENE	2.5	U	
STYRENE	2.5	U	
TERT-AMYL METHYL ETHER	12	U	
TERT-BUTYLBENZENE	2.5	U	
TERTIARY-BUTYL ALCOHOL	50	U	
TETRACHLOROETHENE	2.5	U	

nsample	MW-3-081108DL
samp_date	8/11/2008
lab_id	A8H120110006
qc_type	NM
units	UG/L
Pct_Solids	
DUP_OF:	

Parameter	Result	Val Qual	Qual Code
TOLUENE	2.5	U	
TOTAL XYLENES	5	U	
TRANS-1,2-DICHLOROETHENE	2.5	U	
TRANS-1,3-DICHLOROPROPENE	2.5	U	
TRICHLOROETHENE	1.2	B	B
TRICHLOROFLUOROMETHANE	2.5	U	
VINYL ACETATE	5	U	
VINYL CHLORIDE	16		

PROJ_NO: 01660

SDG: 8H12110 MEDIA: WATER DATA FRACTION: OV

nsample	TB-081108
samp_date	8/11/2008
lab_id	A8H120110001
qc_type	TB
units	UG/L
Pct_Solids	
DUP_OF:	

Parameter	Result	Val Qual	Qual Code
1,1,1,2-TETRACHLOROETHANE	1	U	
1,1,1-TRICHLOROETHANE	1	U	
1,1,2,2-TETRACHLOROETHANE	1	U	
1,1,2-TRICHLOROTRIFLUOROETHANE	1	U	
1,1-DICHLOROETHANE	1	U	
1,1-DICHLOROETHENE	1	U	
1,1-DICHLOROPROPENE	1	U	
1,2,3-TRICHLOROBENZENE	1	U	
1,2,3-TRICHLOROPROPANE	1	U	
1,2,3-TRIMETHYLBENZENE	5	U	
1,2,4-TRICHLOROBENZENE	1	U	
1,2,4-TRIMETHYLBENZENE	1	U	
1,2-DIBROMO-3-CHLOROPROPANE	2	U	
1,2-DIBROMOETHANE	1	U	
1,2-DICHLOROBENZENE	1	U	
1,2-DICHLOROETHANE	0.95	J	P
1,2-DICHLOROPROPANE	1	U	
1,3-DICHLOROBENZENE	1	U	
1,3-DICHLOROPROPANE	1	U	
1,4-DICHLOROBENZENE	1	U	
2,2-DICHLOROPROPANE	1	U	
2-BUTANONE	5	U	
2-CHLOROETHYL VINYL ETHER	5	U	
2-CHLOROTOLUENE	1	U	
2-HEXANONE	5	U	
4-CHLOROTOLUENE	1	U	
4-ISOPROPYLTOLUENE	1	U	
4-METHYL-2-PENTANONE	5	U	
ACETONE	8.8	J	C
BENZENE	1	U	
BROMOBENZENE	1	U	
BROMOCHLOROMETHANE	1	U	

nsample	TB-081108
samp_date	8/11/2008
lab_id	A8H120110001
qc_type	TB
units	UG/L
Pct_Solids	
DUP_OF:	

Parameter	Result	Val Qual	Qual Code
BROMODICHLOROMETHANE	1	U	
BROMOFORM	1	U	
BROMOMETHANE	1	U	
CARBON DISULFIDE	1	U	
CARBON TETRACHLORIDE	1	U	
CHLOROBENZENE	1	U	
CHLORODIBROMOMETHANE	1	U	
CHLOROETHANE	1	U	
CHLOROFORM	1	U	
CHLOROMETHANE	1	U	
CIS-1,2-DICHLOROETHENE	1	U	
CIS-1,3-DICHLOROPROPENE	1	U	
DIBROMOMETHANE	1	U	
DICHLORODIFLUOROMETHANE	1	U	
DIISOPROPYL ETHER	5	U	
ETHYL TERT-BUTYL ETHER	5	U	
ETHYLBENZENE	1	U	
HEXACHLOROBUTADIENE	1	U	
ISOPROPYLBENZENE	1	U	
M+P-XYLENES	2	U	
METHYL TERT-BUTYL ETHER	5	U	
METHYLENE CHLORIDE	5.1		
NAPHTHALENE	1	U	
N-BUTYLBENZENE	1	U	
N-PROPYLBENZENE	1	U	
O-XYLENE	1	U	
SEC-BUTYLBENZENE	1	U	
STYRENE	1	U	
TERT-AMYL METHYL ETHER	5	U	
TERT-BUTYLBENZENE	1	U	
TERTIARY-BUTYL ALCOHOL	20	U	
TETRACHLOROETHENE	1	U	

nsample	TB-081108
samp_date	8/11/2008
lab_id	A8H120110001
qc_type	TB
units	UG/L
Pct_Solids	
DUP_OF:	

Parameter	Result	Val Qual	Qual Code
TOLUENE	1	U	
TOTAL XYLENES	2	U	
TRANS-1,2-DICHLOROETHENE	1	U	
TRANS-1,3-DICHLOROPROPENE	1	U	
TRICHLOROETHENE	0.72	J	P
TRICHLOROFLUOROMETHANE	1	U	
VINYL ACETATE	2	U	
VINYL CHLORIDE	1	U	

PROJ_NO: 01660

SDG: 8H12110 MEDIA: WATER DATA FRACTION: OV

nsample	TB-081408
samp_date	8/14/2008
lab_id	A8H150118001
qc_type	TB
units	UG/L
Pct_Solids	
DUP_OF:	

Parameter	Result	Val Qual	Qual Code
1,1,1,2-TETRACHLOROETHANE	1	U	
1,1,1-TRICHLOROETHANE	1	U	
1,1,2,2-TETRACHLOROETHANE	1	U	
1,1,2-TRICHLOROTRIFLUOROETHANE	1	U	
1,1-DICHLOROETHANE	1	U	
1,1-DICHLOROETHENE	1	U	
1,1-DICHLOROPROPENE	1	U	
1,2,3-TRICHLOROBENZENE	1	U	
1,2,3-TRICHLOROPROPANE	1	U	
1,2,3-TRIMETHYLBENZENE	5	U	
1,2,4-TRICHLOROBENZENE	1	U	
1,2,4-TRIMETHYLBENZENE	1	U	
1,2-DIBROMO-3-CHLOROPROPANE	2	U	
1,2-DIBROMOETHANE	1	U	
1,2-DICHLOROBENZENE	1	U	
1,2-DICHLOROETHANE	0.96	J	P
1,2-DICHLOROPROPANE	1	U	
1,3-DICHLOROBENZENE	1	U	
1,3-DICHLOROPROPANE	1	U	
1,4-DICHLOROBENZENE	1	U	
2,2-DICHLOROPROPANE	1	U	
2-BUTANONE	5	U	
2-CHLOROETHYL VINYL ETHER	5	U	
2-CHLOROTOLUENE	1	U	
2-HEXANONE	5	U	
4-CHLOROTOLUENE	1	U	
4-ISOPROPYLTOLUENE	1	U	
4-METHYL-2-PENTANONE	5	U	
ACETONE	5.9	J	C
BENZENE	1	U	
BROMOBENZENE	1	U	
BROMOCHLOROMETHANE	1	U	

nsample	TB-081408
samp_date	8/14/2008
lab_id	A8H150118001
qc_type	TB
units	UG/L
Pct_Solids	
DUP_OF:	

Parameter	Result	Val Qual	Qual Code
BROMODICHLOROMETHANE	1	U	
BROMOFORM	1	U	
BROMOMETHANE	1	U	
CARBON DISULFIDE	1	U	
CARBON TETRACHLORIDE	1	U	
CHLOROBENZENE	1	U	
CHLORODIBROMOMETHANE	1	U	
CHLOROETHANE	1	U	
CHLOROFORM	1	U	
CHLOROMETHANE	1	U	
CIS-1,2-DICHLOROETHENE	1	U	
CIS-1,3-DICHLOROPROPENE	1	U	
DIBROMOMETHANE	1	U	
DICHLORODIFLUOROMETHANE	1	U	
DIISOPROPYL ETHER	5	U	
ETHYL TERT-BUTYL ETHER	5	U	
ETHYLBENZENE	1	U	
HEXACHLOROBUTADIENE	1	U	
ISOPROPYLBENZENE	1	U	
M+P-XYLENES	2	U	
METHYL TERT-BUTYL ETHER	5	U	
METHYLENE CHLORIDE	5.4		
NAPHTHALENE	1	U	
N-BUTYLBENZENE	1	U	
N-PROPYLBENZENE	1	U	
O-XYLENE	1	U	
SEC-BUTYLBENZENE	1	U	
STYRENE	1	U	
TERT-AMYL METHYL ETHER	5	U	
TERT-BUTYLBENZENE	1	U	
TERTIARY-BUTYL ALCOHOL	20	U	
TETRACHLOROETHENE	1	U	

nsample	TB-081408
samp_date	8/14/2008
lab_id	A8H150118001
qc_type	TB
units	UG/L
Pct_Solids	
DUP_OF:	

Parameter	Result	Val Qual	Qual Code
TOLUENE	1	U	
TOTAL XYLENES	2	U	
TRANS-1,2-DICHLOROETHENE	1	U	
TRANS-1,3-DICHLOROPROPENE	1	U	
TRICHLOROETHENE	0.75	J	P
TRICHLOROFLUOROMETHANE	1	U	
VINYL ACETATE	2	U	
VINYL CHLORIDE	1	U	

PROJ_NO: 01660

SDG: 8H12110 MEDIA: WATER DATA FRACTION: OV

nsample	TB-081508
samp_date	8/15/2008
lab_id	A8H160110001
qc_type	TB
units	UG/L
Pct_Solids	
DUP_OF:	

Parameter	Result	Val Qual	Qual Code
1,1,1,2-TETRACHLOROETHANE	1	U	
1,1,1-TRICHLOROETHANE	1	U	
1,1,2,2-TETRACHLOROETHANE	1	U	
1,1,2-TRICHLOROTRIFLUOROETHANE	1	U	
1,1-DICHLOROETHANE	1	U	
1,1-DICHLOROETHENE	1	U	
1,1-DICHLOROPROPENE	1	U	
1,2,3-TRICHLOROBENZENE	1	U	
1,2,3-TRICHLOROPROPANE	1	U	
1,2,3-TRIMETHYLBENZENE	5	U	
1,2,4-TRICHLOROBENZENE	1	U	
1,2,4-TRIMETHYLBENZENE	1	U	
1,2-DIBROMO-3-CHLOROPROPANE	2	U	
1,2-DIBROMOETHANE	1	U	
1,2-DICHLOROBENZENE	1	U	
1,2-DICHLOROETHANE	1		
1,2-DICHLOROPROPANE	1	U	
1,3-DICHLOROBENZENE	1	U	
1,3-DICHLOROPROPANE	1	U	
1,4-DICHLOROBENZENE	1	U	
2,2-DICHLOROPROPANE	1	U	
2-BUTANONE	5	U	
2-CHLOROETHYL VINYL ETHER	5	U	
2-CHLOROTOLUENE	1	U	
2-HEXANONE	5	U	
4-CHLOROTOLUENE	1	U	
4-ISOPROPYLTOLUENE	1	U	
4-METHYL-2-PENTANONE	5	U	
ACETONE	5.7	J	C
BENZENE	1	U	
BROMOBENZENE	1	U	
BROMOCHLOROMETHANE	1	U	

nsample	TB-081508
samp_date	8/15/2008
lab_id	A8H160110001
qc_type	TB
units	UG/L
Pct_Solids	
DUP_OF:	

Parameter	Result	Val Qual	Qual Code
BROMODICHLOROMETHANE	1	U	
BROMOFORM	1	U	
BROMOMETHANE	1	U	
CARBON DISULFIDE	1	U	
CARBON TETRACHLORIDE	1	U	
CHLOROBENZENE	1	U	
CHLORODIBROMOMETHANE	1	U	
CHLOROETHANE	1	U	
CHLOROFORM	1	U	
CHLOROMETHANE	1	U	
CIS-1,2-DICHLOROETHENE	1	U	
CIS-1,3-DICHLOROPROPENE	1	U	
DIBROMOMETHANE	1	U	
DICHLORODIFLUOROMETHANE	1	U	
DIISOPROPYL ETHER	5	U	
ETHYL TERT-BUTYL ETHER	5	U	
ETHYLBENZENE	1	U	
HEXACHLOROBUTADIENE	1	U	
ISOPROPYLBENZENE	1	U	
M+P-XYLENES	2	U	
METHYL TERT-BUTYL ETHER	5	U	
METHYLENE CHLORIDE	6.7		
NAPHTHALENE	1	U	
N-BUTYLBENZENE	1	U	
N-PROPYLBENZENE	1	U	
O-XYLENE	1	U	
SEC-BUTYLBENZENE	1	U	
STYRENE	1	U	
TERT-AMYL METHYL ETHER	5	U	
TERT-BUTYLBENZENE	1	U	
TERTIARY-BUTYL ALCOHOL	20	U	
TETRACHLOROETHENE	1	U	

nsample	TB-081508
samp_date	8/15/2008
lab_id	A8H160110001
qc_type	TB
units	UG/L
Pct_Solids	
DUP_OF:	

Parameter	Result	Val Qual	Qual Code
TOLUENE	1	U	
TOTAL XYLENES	2	U	
TRANS-1,2-DICHLOROETHENE	1	U	
TRANS-1,3-DICHLOROPROPENE	1	U	
TRICHLOROETHENE	0.61	J	P
TRICHLOROFLUOROMETHANE	1	U	
VINYL ACETATE	2	U	
VINYL CHLORIDE	1	U	

PROJ_NO: 01660

SDG: 8H12110 MEDIA: WATER DATA FRACTION: OS

nsample	DMW-10I-081508	nsample	DMW-11I-081108	nsample	DMW-11S-081108
samp_date	8/15/2008	samp_date	8/11/2008	samp_date	8/11/2008
lab_id	A8H160110004	lab_id	A8H120110005	lab_id	A8H120110003
qc_type	NM	qc_type	NM	qc_type	NM
units	UG/L	units	UG/L	units	UG/L
Pct_Solids		Pct_Solids		Pct_Solids	
DUP_OF:		DUP_OF:		DUP_OF:	

Parameter	Result	Val Qual	Qual Code
1,4-DIOXANE	12		

Parameter	Result	Val Qual	Qual Code
1,4-DIOXANE	1	U	

Parameter	Result	Val Qual	Qual Code
1,4-DIOXANE	4.6		

PROJ_NO: 01660

SDG: 8H12110 MEDIA: WATER DATA FRACTION: OS

nsample	DMW-1A-081508DL	nsample	DMW-1B-081508DL	nsample	DMW-23S-081108
samp_date	8/15/2008	samp_date	8/15/2008	samp_date	8/11/2008
lab_id	A8H160110002	lab_id	A8H160110003	lab_id	A8H120110007
qc_type	NM	qc_type	NM	qc_type	NM
units	UG/L	units	UG/L	units	UG/L
Pct_Solids		Pct_Solids		Pct_Solids	
DUP_OF:		DUP_OF:		DUP_OF:	

Parameter	Result	Val Qual	Qual Code
1,4-DIOXANE	220		

Parameter	Result	Val Qual	Qual Code
1,4-DIOXANE	120		

Parameter	Result	Val Qual	Qual Code
1,4-DIOXANE	7.3		

PROJ_NO: 01660

SDG: 8H12110 MEDIA: WATER DATA FRACTION: OS

nsample	DMW-24I-081108	nsample	DMW-24S-081108	nsample	DMW-8D-081408
samp_date	8/11/2008	samp_date	8/11/2008	samp_date	8/14/2008
lab_id	A8H120110002	lab_id	A8H120110004	lab_id	A8H150118002
qc_type	NM	qc_type	NM	qc_type	NM
units	UG/L	units	UG/L	units	UG/L
Pct_Solids		Pct_Solids		Pct_Solids	
DUP_OF:		DUP_OF:		DUP_OF:	

Parameter	Result	Val Qual	Qual Code
1,4-DIOXANE	1	U	

Parameter	Result	Val Qual	Qual Code
1,4-DIOXANE	1	U	

Parameter	Result	Val Qual	Qual Code
1,4-DIOXANE	40		

PROJ_NO: 01660

SDG: 8H12110 MEDIA: WATER DATA FRACTION: OS

nsample	DMW-8I-081408DL	nsample	DMW-8S-081408	nsample	MW-3-081108
samp_date	8/14/2008	samp_date	8/14/2008	samp_date	8/11/2008
lab_id	A8H150118003	lab_id	A8H150118004	lab_id	A8H120110006
qc_type	NM	qc_type	NM	qc_type	NM
units	UG/L	units	UG/L	units	UG/L
Pct_Solids		Pct_Solids		Pct_Solids	
DUP_OF:		DUP_OF:		DUP_OF:	

Parameter	Result	Val Qual	Qual Code
1,4-DIOXANE	110		

Parameter	Result	Val Qual	Qual Code
1,4-DIOXANE	17		

Parameter	Result	Val Qual	Qual Code
1,4-DIOXANE	1	U	

Qualifier Codes:

a = Lab Blank Contamination
b = Field Blank Contamination
c = Calibration (i.e., %RSDs, %Ds, ICVs, CCVs, RPDs, RRFs, etc.) Noncompliance
d = MS/MSD Noncompliance
e = LSC/LSCD Noncompliance
f = Laboratory Duplicate Imprecision
g = Field Duplicate Imprecision
h = Holding Time Exceedance
i = ICP Serial Dilution Noncompliance
j = GFAA PDS – GFAA MSA's r<0.995 (correlation coefficient)
k = ICP Interference – include ICSAB %Rs
l = Instrument Calibration Range Exceedance
m = Sample Preservation
n = Internal Standard Noncompliance
o = Poor Instrument Performance (i.e. baseline drifting)
p = Uncertainty Near Detection Limit (<2 x IDL for inorganics and < CRQL for organics)
q = Other Problems (can encompass of number of issues)
r = Surrogates Recovery Noncompliance
s = Pesticide/PCB Resolution
t = % Breakdown Noncompliance for DDT and Endrin
u = Pesticide/PCB % Difference Between Columns for Positive Results
v = Non-linear Calibrations, Tuning r <0.995 (correlation coefficient)

APPENDIX B

Results as Reported by the Laboratory

Tetra Tech NUS, Inc

Client Sample ID: TB-081108

GC/MS Volatiles

Lot-Sample #...: A8H120110-001 **Work Order #...:** KT0RD1AA **Matrix.....:** WQ
Date Sampled...: 08/11/08 07:30 **Date Received..:** 08/12/08
Prep Date.....: 08/19/08 **Analysis Date..:** 08/19/08
Prep Batch #...: 8233275
Dilution Factor: 1 **Initial Wgt/Vol:** 5 mL **Final Wgt/Vol..:** 5 mL
Method.....: SW846 8260B

PARAMETER	RESULT	REPORTING LIMIT	UNITS	MDL
Acetone	**8.8 B**	**5.0**	**ug/L**	**1.1**
Bromobenzene	ND	1.0	ug/L	0.13
Bromochloromethane	ND	1.0	ug/L	0.29
Bromodichloromethane	ND	1.0	ug/L	0.15
2-Butanone	ND	5.0	ug/L	0.57
n-Butylbenzene	ND	1.0	ug/L	0.12
sec-Butylbenzene	ND	1.0	ug/L	0.13
tert-Butylbenzene	ND	1.0	ug/L	0.13
Carbon disulfide	ND	1.0	ug/L	0.13
Dibromochloromethane	ND	1.0	ug/L	0.18
1,2-Dibromo-3-chloro-propane	ND	2.0	ug/L	0.67
2-Chloroethyl vinyl ether	ND	5.0	ug/L	0.99
2-Chlorotoluene	ND	1.0	ug/L	0.11
4-Chlorotoluene	ND	1.0	ug/L	0.18
1,2-Dibromoethane	ND	1.0	ug/L	0.24
Dibromomethane	ND	1.0	ug/L	0.28
1,2-Dichlorobenzene	ND	1.0	ug/L	0.13
1,3-Dichlorobenzene	ND	1.0	ug/L	0.14
1,4-Dichlorobenzene	ND	1.0	ug/L	0.13
Dichlorodifluoromethane	ND	1.0	ug/L	0.31
cis-1,2-Dichloroethene	ND	1.0	ug/L	0.17
trans-1,2-Dichloroethene	ND	1.0	ug/L	0.19
1,3-Dichloropropane	ND	1.0	ug/L	0.16
2,2-Dichloropropane	ND	1.0	ug/L	0.13
1,1-Dichloropropene	ND	1.0	ug/L	0.13
Trichlorofluoromethane	ND	1.0	ug/L	0.21
Hexachlorobutadiene	ND	1.0	ug/L	0.30
2-Hexanone	ND	5.0	ug/L	0.41
Isopropylbenzene	ND	1.0	ug/L	0.13
p-Isopropyltoluene	ND	1.0	ug/L	0.12
tert-Butyl alcohol	ND	20	ug/L	3.9
4-Methyl-2-pentanone	ND	5.0	ug/L	0.32
Naphthalene	ND	1.0	ug/L	0.24
n-Propylbenzene	ND	1.0	ug/L	0.14
Styrene	ND	1.0	ug/L	0.11
1,1,1,2-Tetrachloroethane	ND	1.0	ug/L	0.23
1,2,3-Trichlorobenzene	ND	1.0	ug/L	0.17

(Continued on next page)

Tetra Tech NUS, Inc

Client Sample ID: TB-081108

GC/MS Volatiles

Lot-Sample #...: A8H120110-001 **Work Order #...:** KT0RD1AA **Matrix.....:** WQ

PARAMETER	RESULT	REPORTING LIMIT	UNITS	MDL
1,2,4-Trichloro-benzene	ND	1.0	ug/L	0.15
1,2,3-Trichloropropane	ND	1.0	ug/L	0.43
1,1,2-Trichloro-1,2,2-trifluoroethane	ND	1.0	ug/L	0.28
1,2,4-Trimethylbenzene	ND	1.0	ug/L	0.12
Vinyl acetate	ND	2.0	ug/L	0.19
o-Xylene	ND	1.0	ug/L	0.14
Xylenes (total)	ND	2.0	ug/L	0.28
Methyl tert-butyl ether	ND	5.0	ug/L	0.17
m-Xylene & p-Xylene	ND	2.0	ug/L	0.24
1,2,3-Trimethylbenzene	ND	5.0	ug/L	0.0059
Diisopropyl Ether (DIPE)	ND	5.0	ug/L	1.5
Ethyl-t-Butyl Ether (ETBE)	ND	5.0	ug/L	0.11
Tert-amyl methyl ether (TAME)	ND	5.0	ug/L	0.067
Benzene	ND	1.0	ug/L	0.13
Bromoform	ND	1.0	ug/L	0.64
Bromomethane	ND	1.0	ug/L	0.41
Carbon tetrachloride	ND	1.0	ug/L	0.13
Chlorobenzene	ND	1.0	ug/L	0.15
Chloroethane	ND	1.0	ug/L	0.29
Chloroform	ND	1.0	ug/L	0.16
Chloromethane	ND	1.0	ug/L	0.30
1,1-Dichloroethane	ND	1.0	ug/L	0.15
1,2-Dichloroethane	**0.95 J**	**1.0**	**ug/L**	**0.22**
1,1-Dichloroethene	ND	1.0	ug/L	0.19
1,2-Dichloropropane	ND	1.0	ug/L	0.18
cis-1,3-Dichloropropene	ND	1.0	ug/L	0.14
trans-1,3-Dichloropropene	ND	1.0	ug/L	0.19
Ethylbenzene	ND	1.0	ug/L	0.17
Methylene chloride	**5.1**	**1.0**	**ug/L**	**0.33**
1,1,2,2-Tetrachloroethane	ND	1.0	ug/L	0.18
Tetrachloroethene	ND	1.0	ug/L	0.29
Toluene	ND	1.0	ug/L	0.13
1,1,1-Trichloroethane	ND	1.0	ug/L	0.22
Trichloroethene	**0.72 J**	**1.0**	**ug/L**	**0.17**
Vinyl chloride	ND	1.0	ug/L	0.22

SURROGATE	PERCENT RECOVERY	RECOVERY LIMITS
Dibromofluoromethane	111	(73 - 122)
1,2-Dichloroethane-d4	110	(61 - 128)
Toluene-d8	95	(76 - 110)
4-Bromofluorobenzene	86	(74 - 116)

(Continued on next page)

Tetra Tech NUS, Inc

Client Sample ID: TB-081108

GC/MS Volatiles

Lot-Sample #...: A8H120110-001 **Work Order #...:** KT0RD1AA **Matrix.....:** WQ

NOTE(S):

B Method blank contamination. The associated method blank contains the target analyte at a reportable level.

J Estimated result. Result is less than RL.

Tetra Tech NUS, Inc

TB-081108

GC/MS Volatiles

Lot-Sample #: A8H120110-001 **Work Order #:** KT0RD1AA **Matrix:** WQ

MASS SPECTROMETER/DATA SYSTEM (MSDS) TENTATIVELY IDENTIFIED COMPOUNDS

PARAMETER	CAS #	ESTIMATED RESULT		RETENTION TIME	UNITS
Propane, 2-ethoxy-	625-54-7	1.6 NJ	M	2.8405	ug/L

NOTE(S):

M: Result was measured against nearest internal standard assuming a response factor of 1.

Tetra Tech NUS, Inc

Client Sample ID: DMW-24I-081108

GC/MS Volatiles

Lot-Sample #...: A8H120110-002 **Work Order #...:** KT0RM1CM **Matrix.....:** WG
Date Sampled...: 08/11/08 11:45 **Date Received..:** 08/12/08
Prep Date.....: 08/19/08 **Analysis Date..:** 08/19/08
Prep Batch #...: 8233275
Dilution Factor: 2.5 **Initial Wgt/Vol:** 5 mL **Final Wgt/Vol..:** 5 mL
Method.....: SW846 8260B

PARAMETER	RESULT	REPORTING LIMIT	UNITS	MDL
Acetone	**8.0 J,B**	**12**	**ug/L**	**2.8**
Bromobenzene	ND	2.5	ug/L	0.32
Bromochloromethane	ND	2.5	ug/L	0.72
Bromodichloromethane	ND	2.5	ug/L	0.38
2-Butanone	ND	12	ug/L	1.4
n-Butylbenzene	ND	2.5	ug/L	0.30
sec-Butylbenzene	ND	2.5	ug/L	0.32
tert-Butylbenzene	ND	2.5	ug/L	0.32
Carbon disulfide	ND	2.5	ug/L	0.32
Dibromochloromethane	ND	2.5	ug/L	0.45
1,2-Dibromo-3-chloro-propane	ND	5.0	ug/L	1.7
2-Chloroethyl vinyl ether	ND	12	ug/L	2.5
2-Chlorotoluene	ND	2.5	ug/L	0.28
4-Chlorotoluene	ND	2.5	ug/L	0.45
1,2-Dibromoethane	ND	2.5	ug/L	0.60
Dibromomethane	ND	2.5	ug/L	0.70
1,2-Dichlorobenzene	ND	2.5	ug/L	0.32
1,3-Dichlorobenzene	ND	2.5	ug/L	0.35
1,4-Dichlorobenzene	ND	2.5	ug/L	0.32
Dichlorodifluoromethane	ND	2.5	ug/L	0.78
cis-1,2-Dichloroethene	ND	2.5	ug/L	0.42
trans-1,2-Dichloroethene	ND	2.5	ug/L	0.48
1,3-Dichloropropane	ND	2.5	ug/L	0.40
2,2-Dichloropropane	ND	2.5	ug/L	0.32
1,1-Dichloropropene	ND	2.5	ug/L	0.32
Trichlorofluoromethane	ND	2.5	ug/L	0.52
Hexachlorobutadiene	ND	2.5	ug/L	0.75
2-Hexanone	ND	12	ug/L	1.0
Isopropylbenzene	ND	2.5	ug/L	0.32
p-Isopropyltoluene	ND	2.5	ug/L	0.30
tert-Butyl alcohol	ND	50	ug/L	9.8
4-Methyl-2-pentanone	ND	12	ug/L	0.80
Naphthalene	ND	2.5	ug/L	0.60
n-Propylbenzene	ND	2.5	ug/L	0.35
Styrene	ND	2.5	ug/L	0.28
1,1,1,2-Tetrachloroethane	ND	2.5	ug/L	0.58
1,2,3-Trichlorobenzene	ND	2.5	ug/L	0.42

(Continued on next page)

Tetra Tech NUS, Inc

Client Sample ID: DMW-24I-081108

GC/MS Volatiles

Lot-Sample #...: A8H120110-002 **Work Order #...:** KT0RM1CM **Matrix.....:** WG

PARAMETER	RESULT	REPORTING LIMIT	UNITS	MDL
1,2,4-Trichloro-benzene	ND	2.5	ug/L	0.38
1,2,3-Trichloropropane	ND	2.5	ug/L	1.1
1,1,2-Trichloro-1,2,2-trifluoroethane	ND	2.5	ug/L	0.70
1,2,4-Trimethylbenzene	ND	2.5	ug/L	0.30
Vinyl acetate	ND	5.0	ug/L	0.48
o-Xylene	ND	2.5	ug/L	0.35
Xylenes (total)	ND	5.0	ug/L	0.70
Methyl tert-butyl ether	ND	12	ug/L	0.42
m-Xylene & p-Xylene	ND	5.0	ug/L	0.60
1,2,3-Trimethylbenzene	ND	12	ug/L	0.015
Diisopropyl Ether (DIPE)	ND	12	ug/L	3.8
Ethyl-t-Butyl Ether (ETBE)	ND	12	ug/L	0.28
Tert-amyl methyl ether (TAME)	ND	12	ug/L	0.17
Benzene	ND	2.5	ug/L	0.32
Bromoform	ND	2.5	ug/L	1.6
Bromomethane	ND	2.5	ug/L	1.0
Carbon tetrachloride	ND	2.5	ug/L	0.32
Chlorobenzene	ND	2.5	ug/L	0.38
Chloroethane	ND	2.5	ug/L	0.72
Chloroform	**0.44 J**	**2.5**	**ug/L**	**0.40**
Chloromethane	ND	2.5	ug/L	0.75
1,1-Dichloroethane	ND	2.5	ug/L	0.38
1,2-Dichloroethane	ND	2.5	ug/L	0.55
1,1-Dichloroethene	ND	2.5	ug/L	0.48
1,2-Dichloropropane	ND	2.5	ug/L	0.45
cis-1,3-Dichloropropene	ND	2.5	ug/L	0.35
trans-1,3-Dichloropropene	ND	2.5	ug/L	0.48
Ethylbenzene	ND	2.5	ug/L	0.42
Methylene chloride	ND	2.5	ug/L	0.82
1,1,2,2-Tetrachloroethane	ND	2.5	ug/L	0.45
Tetrachloroethene	ND	2.5	ug/L	0.72
Toluene	ND	2.5	ug/L	0.32
1,1,1-Trichloroethane	ND	2.5	ug/L	0.55
Trichloroethene	**56**	**2.5**	**ug/L**	**0.42**
Vinyl chloride	ND	2.5	ug/L	0.55

SURROGATE	PERCENT RECOVERY	RECOVERY LIMITS
Dibromofluoromethane	112	(73 - 122)
1,2-Dichloroethane-d4	109	(61 - 128)
Toluene-d8	96	(76 - 110)
4-Bromofluorobenzene	85	(74 - 116)

(Continued on next page)

Tetra Tech NUS, Inc

Client Sample ID: DMW-24I-081108

GC/MS Volatiles

Lot-Sample #...: A8H120110-002 **Work Order #...:** KT0RM1CM **Matrix.....:** WG

NOTE(S):

J Estimated result. Result is less than RL.

B Method blank contamination. The associated method blank contains the target analyte at a reportable level.

Tetra Tech NUS, Inc

DMW-24I-081108

GC/MS Volatiles

Lot-Sample #: A8H120110-002 **Work Order #:** KT0RM1CM **Matrix:** WG

MASS SPECTROMETER/DATA SYSTEM (MSDS) TENTATIVELY IDENTIFIED COMPOUNDS

PARAMETER	CAS #	ESTIMATED RESULT	RETENTION TIME	UNITS
None				ug/L

Tetra Tech NUS, Inc

Client Sample ID: DMW-11S-081108

GC/MS Volatiles

Lot-Sample #...: A8H120110-003 **Work Order #...:** KT0RP1CM **Matrix.....:** WG
Date Sampled...: 08/11/08 12:06 **Date Received..:** 08/12/08
Prep Date.....: 08/19/08 **Analysis Date..:** 08/19/08
Prep Batch #...: 8233275
Dilution Factor: 1666.67 **Initial Wgt/Vol:** 5 mL **Final Wgt/Vol..:** 5 mL
Method.....: SW846 8260B

PARAMETER	RESULT	REPORTING LIMIT	UNITS	MDL
Acetone	ND	8300	ug/L	1800
Bromobenzene	ND	1700	ug/L	220
Bromochloromethane	ND	1700	ug/L	480
Bromodichloromethane	ND	1700	ug/L	250
2-Butanone	ND	8300	ug/L	950
n-Butylbenzene	ND	1700	ug/L	200
sec-Butylbenzene	ND	1700	ug/L	220
tert-Butylbenzene	ND	1700	ug/L	220
Carbon disulfide	ND	1700	ug/L	220
Dibromochloromethane	ND	1700	ug/L	300
1,2-Dibromo-3-chloro-propane	ND	3300	ug/L	1100
2-Chloroethyl vinyl ether	ND	8300	ug/L	1700
2-Chlorotoluene	ND	1700	ug/L	180
4-Chlorotoluene	ND	1700	ug/L	300
1,2-Dibromoethane	ND	1700	ug/L	400
Dibromomethane	ND	1700	ug/L	470
1,2-Dichlorobenzene	ND	1700	ug/L	220
1,3-Dichlorobenzene	ND	1700	ug/L	230
1,4-Dichlorobenzene	ND	1700	ug/L	220
Dichlorodifluoromethane	ND	1700	ug/L	520
cis-1,2-Dichloroethene	**36000**	**1700**	**ug/L**	**280**
trans-1,2-Dichloroethene	ND	1700	ug/L	320
1,3-Dichloropropane	ND	1700	ug/L	270
2,2-Dichloropropane	ND	1700	ug/L	220
1,1-Dichloropropene	ND	1700	ug/L	220
Trichlorofluoromethane	ND	1700	ug/L	350
Hexachlorobutadiene	ND	1700	ug/L	500
2-Hexanone	ND	8300	ug/L	680
Isopropylbenzene	ND	1700	ug/L	220
p-Isopropyltoluene	ND	1700	ug/L	200
tert-Butyl alcohol	ND	33000	ug/L	6500
4-Methyl-2-pentanone	ND	8300	ug/L	530
Naphthalene	ND	1700	ug/L	400
n-Propylbenzene	ND	1700	ug/L	230
Styrene	ND	1700	ug/L	180
1,1,1,2-Tetrachloroethane	ND	1700	ug/L	380
1,2,3-Trichlorobenzene	ND	1700	ug/L	280

(Continued on next page)

Tetra Tech NUS, Inc

Client Sample ID: DMW-11S-081108

GC/MS Volatiles

Lot-Sample #...: A8H120110-003 **Work Order #...:** KT0RP1CM **Matrix.....:** WG

PARAMETER	RESULT	REPORTING LIMIT	UNITS	MDL
1,2,4-Trichloro-benzene	ND	1700	ug/L	250
1,2,3-Trichloropropane	ND	1700	ug/L	720
1,1,2-Trichloro-1,2,2-trifluoroethane	ND	1700	ug/L	470
1,2,4-Trimethylbenzene	ND	1700	ug/L	200
Vinyl acetate	ND	3300	ug/L	320
o-Xylene	ND	1700	ug/L	230
Xylenes (total)	ND	3300	ug/L	470
Methyl tert-butyl ether	ND	8300	ug/L	280
m-Xylene & p-Xylene	ND	3300	ug/L	400
1,2,3-Trimethylbenzene	ND	8300	ug/L	9.8
Diisopropyl Ether (DIPE)	ND	8300	ug/L	2500
Ethyl-t-Butyl Ether (ETBE)	ND	8300	ug/L	180
Tert-amyl methyl ether (TAME)	ND	8300	ug/L	110
Benzene	ND	1700	ug/L	220
Bromoform	ND	1700	ug/L	1100
Bromomethane	ND	1700	ug/L	680
Carbon tetrachloride	ND	1700	ug/L	220
Chlorobenzene	ND	1700	ug/L	250
Chloroethane	ND	1700	ug/L	480
Chloroform	**1000 J**	**1700**	**ug/L**	**270**
Chloromethane	ND	1700	ug/L	500
1,1-Dichloroethane	ND	1700	ug/L	250
1,2-Dichloroethane	ND	1700	ug/L	370
1,1-Dichloroethene	ND	1700	ug/L	320
1,2-Dichloropropane	ND	1700	ug/L	300
cis-1,3-Dichloropropene	ND	1700	ug/L	230
trans-1,3-Dichloropropene	ND	1700	ug/L	320
Ethylbenzene	ND	1700	ug/L	280
Methylene chloride	ND	1700	ug/L	550
1,1,2,2-Tetrachloroethane	ND	1700	ug/L	300
Tetrachloroethene	ND	1700	ug/L	480
Toluene	**1200 J**	**1700**	**ug/L**	**220**
1,1,1-Trichloroethane	ND	1700	ug/L	370
Trichloroethene	**29000**	**1700**	**ug/L**	**280**
Vinyl chloride	**3300**	**1700**	**ug/L**	**370**

SURROGATE	PERCENT RECOVERY	RECOVERY LIMITS
Dibromofluoromethane	111	(73 - 122)
1,2-Dichloroethane-d4	109	(61 - 128)
Toluene-d8	95	(76 - 110)
4-Bromofluorobenzene	87	(74 - 116)

NOTE(S):

J Estimated result. Result is less than RL.

Tetra Tech NUS, Inc

DMW-11S-081108

GC/MS Volatiles

Lot-Sample #: A8H120110-003 **Work Order #:** KT0RP1CM **Matrix:** WG

MASS SPECTROMETER/DATA SYSTEM (MSDS) TENTATIVELY IDENTIFIED COMPOUNDS

PARAMETER	CAS #	ESTIMATED RESULT	RETENTION TIME	UNITS
None				ug/L

Tetra Tech NUS, Inc

Client Sample ID: DMW-24S-081108

GC/MS Volatiles

Lot-Sample #...: A8H120110-004 **Work Order #...:** KT0RQ1CM **Matrix.....:** WG
Date Sampled...: 08/11/08 13:20 **Date Received..:** 08/12/08
Prep Date.....: 08/19/08 **Analysis Date..:** 08/19/08
Prep Batch #...: 8233275
Dilution Factor: 1 **Initial Wgt/Vol:** 5 mL **Final Wgt/Vol..:** 5 mL
Method.....: SW846 8260B

PARAMETER	RESULT	REPORTING LIMIT	UNITS	MDL
Acetone	**1.2 J,B**	**5.0**	**ug/L**	**1.1**
Bromobenzene	ND	1.0	ug/L	0.13
Bromochloromethane	ND	1.0	ug/L	0.29
Bromodichloromethane	ND	1.0	ug/L	0.15
2-Butanone	ND	5.0	ug/L	0.57
n-Butylbenzene	ND	1.0	ug/L	0.12
sec-Butylbenzene	ND	1.0	ug/L	0.13
tert-Butylbenzene	ND	1.0	ug/L	0.13
Carbon disulfide	ND	1.0	ug/L	0.13
Dibromochloromethane	ND	1.0	ug/L	0.18
1,2-Dibromo-3-chloro-propane	ND	2.0	ug/L	0.67
2-Chloroethyl vinyl ether	ND	5.0	ug/L	0.99
2-Chlorotoluene	ND	1.0	ug/L	0.11
4-Chlorotoluene	ND	1.0	ug/L	0.18
1,2-Dibromoethane	ND	1.0	ug/L	0.24
Dibromomethane	ND	1.0	ug/L	0.28
1,2-Dichlorobenzene	ND	1.0	ug/L	0.13
1,3-Dichlorobenzene	ND	1.0	ug/L	0.14
1,4-Dichlorobenzene	ND	1.0	ug/L	0.13
Dichlorodifluoromethane	ND	1.0	ug/L	0.31
cis-1,2-Dichloroethene	ND	1.0	ug/L	0.17
trans-1,2-Dichloroethene	ND	1.0	ug/L	0.19
1,3-Dichloropropane	ND	1.0	ug/L	0.16
2,2-Dichloropropane	ND	1.0	ug/L	0.13
1,1-Dichloropropene	ND	1.0	ug/L	0.13
Trichlorofluoromethane	ND	1.0	ug/L	0.21
Hexachlorobutadiene	ND	1.0	ug/L	0.30
2-Hexanone	ND	5.0	ug/L	0.41
Isopropylbenzene	ND	1.0	ug/L	0.13
p-Isopropyltoluene	ND	1.0	ug/L	0.12
tert-Butyl alcohol	ND	20	ug/L	3.9
4-Methyl-2-pentanone	ND	5.0	ug/L	0.32
Naphthalene	ND	1.0	ug/L	0.24
n-Propylbenzene	ND	1.0	ug/L	0.14
Styrene	ND	1.0	ug/L	0.11
1,1,1,2-Tetrachloroethane	ND	1.0	ug/L	0.23
1,2,3-Trichlorobenzene	ND	1.0	ug/L	0.17

(Continued on next page)

Tetra Tech NUS, Inc

Client Sample ID: DMW-24S-081108

GC/MS Volatiles

Lot-Sample #...: A8H120110-004 **Work Order #...:** KT0RQ1CM **Matrix.....:** WG

PARAMETER	RESULT	REPORTING LIMIT	UNITS	MDL
1,2,4-Trichloro-benzene	ND	1.0	ug/L	0.15
1,2,3-Trichloropropane	ND	1.0	ug/L	0.43
1,1,2-Trichloro-1,2,2-trifluoroethane	ND	1.0	ug/L	0.28
1,2,4-Trimethylbenzene	ND	1.0	ug/L	0.12
Vinyl acetate	ND	2.0	ug/L	0.19
o-Xylene	ND	1.0	ug/L	0.14
Xylenes (total)	ND	2.0	ug/L	0.28
Methyl tert-butyl ether	ND	5.0	ug/L	0.17
m-Xylene & p-Xylene	ND	2.0	ug/L	0.24
1,2,3-Trimethylbenzene	ND	5.0	ug/L	0.0059
Diisopropyl Ether (DIPE)	ND	5.0	ug/L	1.5
Ethyl-t-Butyl Ether (ETBE)	ND	5.0	ug/L	0.11
Tert-amyl methyl ether (TAME)	ND	5.0	ug/L	0.067
Benzene	ND	1.0	ug/L	0.13
Bromoform	ND	1.0	ug/L	0.64
Bromomethane	ND	1.0	ug/L	0.41
Carbon tetrachloride	ND	1.0	ug/L	0.13
Chlorobenzene	ND	1.0	ug/L	0.15
Chloroethane	ND	1.0	ug/L	0.29
Chloroform	**0.18 J**	**1.0**	**ug/L**	**0.16**
Chloromethane	ND	1.0	ug/L	0.30
1,1-Dichloroethane	ND	1.0	ug/L	0.15
1,2-Dichloroethane	ND	1.0	ug/L	0.22
1,1-Dichloroethene	ND	1.0	ug/L	0.19
1,2-Dichloropropane	ND	1.0	ug/L	0.18
cis-1,3-Dichloropropene	ND	1.0	ug/L	0.14
trans-1,3-Dichloropropene	ND	1.0	ug/L	0.19
Ethylbenzene	ND	1.0	ug/L	0.17
Methylene chloride	ND	1.0	ug/L	0.33
1,1,2,2-Tetrachloroethane	ND	1.0	ug/L	0.18
Tetrachloroethene	ND	1.0	ug/L	0.29
Toluene	ND	1.0	ug/L	0.13
1,1,1-Trichloroethane	ND	1.0	ug/L	0.22
Trichloroethene	ND	1.0	ug/L	0.17
Vinyl chloride	ND	1.0	ug/L	0.22

SURROGATE	PERCENT RECOVERY	RECOVERY LIMITS
Dibromofluoromethane	113	(73 - 122)
1,2-Dichloroethane-d4	112	(61 - 128)
Toluene-d8	93	(76 - 110)
4-Bromofluorobenzene	87	(74 - 116)

(Continued on next page)

Tetra Tech NUS, Inc

Client Sample ID: DMW-24S-081108

GC/MS Volatiles

Lot-Sample #...: A8H120110-004 **Work Order #...:** KT0RQ1CM **Matrix.....:** WG

NOTE(S):

J Estimated result. Result is less than RL.

B Method blank contamination. The associated method blank contains the target analyte at a reportable level.

Tetra Tech NUS, Inc

DMW-24S-081108

GC/MS Volatiles

Lot-Sample #: A8H120110-004 **Work Order #:** KT0RQ1CM **Matrix:** WG

MASS SPECTROMETER/DATA SYSTEM (MSDS) TENTATIVELY IDENTIFIED COMPOUNDS

PARAMETER	CAS #	ESTIMATED RESULT	RETENTION TIME	UNITS
None				ug/L

Tetra Tech NUS, Inc

Client Sample ID: DMW-11I-081108

GC/MS Volatiles

Lot-Sample #...: A8H120110-005 **Work Order #...:** KT0RR1CM **Matrix.....:** WG
Date Sampled...: 08/11/08 13:26 **Date Received..:** 08/12/08
Prep Date.....: 08/19/08 **Analysis Date..:** 08/19/08
Prep Batch #...: 8233275
Dilution Factor: 1 **Initial Wgt/Vol:** 5 mL **Final Wgt/Vol..:** 5 mL
Method.....: SW846 8260B

PARAMETER	RESULT	REPORTING LIMIT	UNITS	MDL
Acetone	**1.9 J,B**	**5.0**	**ug/L**	**1.1**
Bromobenzene	ND	1.0	ug/L	0.13
Bromochloromethane	ND	1.0	ug/L	0.29
Bromodichloromethane	ND	1.0	ug/L	0.15
2-Butanone	**0.66 J**	**5.0**	**ug/L**	**0.57**
n-Butylbenzene	ND	1.0	ug/L	0.12
sec-Butylbenzene	ND	1.0	ug/L	0.13
tert-Butylbenzene	ND	1.0	ug/L	0.13
Carbon disulfide	ND	1.0	ug/L	0.13
Dibromochloromethane	ND	1.0	ug/L	0.18
1,2-Dibromo-3-chloro-propane	ND	2.0	ug/L	0.67
2-Chloroethyl vinyl ether	ND	5.0	ug/L	0.99
2-Chlorotoluene	ND	1.0	ug/L	0.11
4-Chlorotoluene	ND	1.0	ug/L	0.18
1,2-Dibromoethane	ND	1.0	ug/L	0.24
Dibromomethane	ND	1.0	ug/L	0.28
1,2-Dichlorobenzene	ND	1.0	ug/L	0.13
1,3-Dichlorobenzene	ND	1.0	ug/L	0.14
1,4-Dichlorobenzene	ND	1.0	ug/L	0.13
Dichlorodifluoromethane	ND	1.0	ug/L	0.31
cis-1,2-Dichloroethene	**0.77 J**	**1.0**	**ug/L**	**0.17**
trans-1,2-Dichloroethene	ND	1.0	ug/L	0.19
1,3-Dichloropropane	ND	1.0	ug/L	0.16
2,2-Dichloropropane	ND	1.0	ug/L	0.13
1,1-Dichloropropene	ND	1.0	ug/L	0.13
Trichlorofluoromethane	ND	1.0	ug/L	0.21
Hexachlorobutadiene	ND	1.0	ug/L	0.30
2-Hexanone	ND	5.0	ug/L	0.41
Isopropylbenzene	ND	1.0	ug/L	0.13
p-Isopropyltoluene	ND	1.0	ug/L	0.12
tert-Butyl alcohol	ND	20	ug/L	3.9
4-Methyl-2-pentanone	ND	5.0	ug/L	0.32
Naphthalene	ND	1.0	ug/L	0.24
n-Propylbenzene	ND	1.0	ug/L	0.14
Styrene	ND	1.0	ug/L	0.11
1,1,1,2-Tetrachloroethane	ND	1.0	ug/L	0.23
1,2,3-Trichlorobenzene	ND	1.0	ug/L	0.17

(Continued on next page)

Tetra Tech NUS, Inc

Client Sample ID: DMW-11I-081108

GC/MS Volatiles

Lot-Sample #...: A8H120110-005 **Work Order #...:** KT0RR1CM **Matrix.....:** WG

PARAMETER	RESULT	REPORTING LIMIT	UNITS	MDL
1,2,4-Trichloro-benzene	ND	1.0	ug/L	0.15
1,2,3-Trichloropropane	ND	1.0	ug/L	0.43
1,1,2-Trichloro-1,2,2-trifluoroethane	ND	1.0	ug/L	0.28
1,2,4-Trimethylbenzene	ND	1.0	ug/L	0.12
Vinyl acetate	ND	2.0	ug/L	0.19
o-Xylene	ND	1.0	ug/L	0.14
Xylenes (total)	ND	2.0	ug/L	0.28
Methyl tert-butyl ether	ND	5.0	ug/L	0.17
m-Xylene & p-Xylene	ND	2.0	ug/L	0.24
1,2,3-Trimethylbenzene	ND	5.0	ug/L	0.0059
Diisopropyl Ether (DIPE)	ND	5.0	ug/L	1.5
Ethyl-t-Butyl Ether (ETBE)	ND	5.0	ug/L	0.11
Tert-amyl methyl ether (TAME)	ND	5.0	ug/L	0.067
Benzene	ND	1.0	ug/L	0.13
Bromoform	ND	1.0	ug/L	0.64
Bromomethane	ND	1.0	ug/L	0.41
Carbon tetrachloride	ND	1.0	ug/L	0.13
Chlorobenzene	ND	1.0	ug/L	0.15
Chloroethane	ND	1.0	ug/L	0.29
Chloroform	ND	1.0	ug/L	0.16
Chloromethane	ND	1.0	ug/L	0.30
1,1-Dichloroethane	ND	1.0	ug/L	0.15
1,2-Dichloroethane	ND	1.0	ug/L	0.22
1,1-Dichloroethene	ND	1.0	ug/L	0.19
1,2-Dichloropropane	ND	1.0	ug/L	0.18
cis-1,3-Dichloropropene	ND	1.0	ug/L	0.14
trans-1,3-Dichloropropene	ND	1.0	ug/L	0.19
Ethylbenzene	ND	1.0	ug/L	0.17
Methylene chloride	ND	1.0	ug/L	0.33
1,1,2,2-Tetrachloroethane	ND	1.0	ug/L	0.18
Tetrachloroethene	ND	1.0	ug/L	0.29
Toluene	ND	1.0	ug/L	0.13
1,1,1-Trichloroethane	ND	1.0	ug/L	0.22
Trichloroethene	**0.44 J**	**1.0**	**ug/L**	**0.17**
Vinyl chloride	ND	1.0	ug/L	0.22

SURROGATE	PERCENT RECOVERY	RECOVERY LIMITS
Dibromofluoromethane	114	(73 - 122)
1,2-Dichloroethane-d4	112	(61 - 128)
Toluene-d8	94	(76 - 110)
4-Bromofluorobenzene	84	(74 - 116)

(Continued on next page)

Tetra Tech NUS, Inc

Client Sample ID: DMW-11I-081108

GC/MS Volatiles

Lot-Sample #...: A8H120110-005 **Work Order #...:** KT0RR1CM **Matrix.....:** WG

NOTE(S):

J Estimated result. Result is less than RL.

B Method blank contamination. The associated method blank contains the target analyte at a reportable level.

Tetra Tech NUS, Inc

DMW-11I-081108

GC/MS Volatiles

Lot-Sample #: A8H120110-005 **Work Order #:** KT0RR1CM **Matrix:** WG

MASS SPECTROMETER/DATA SYSTEM (MSDS) TENTATIVELY IDENTIFIED COMPOUNDS

PARAMETER	CAS #	ESTIMATED RESULT	RETENTION TIME	UNITS
None				ug/L

Tetra Tech NUS, Inc

Client Sample ID: MW-3-081108

GC/MS Volatiles

Lot-Sample #...: A8H120110-006 **Work Order #...:** KT0RT1CM **Matrix.....:** WG
Date Sampled...: 08/11/08 16:09 **Date Received..:** 08/12/08
Prep Date.....: 08/19/08 **Analysis Date..:** 08/19/08
Prep Batch #...: 8233275
Dilution Factor: 2.5 **Initial Wgt/Vol:** 5 mL **Final Wgt/Vol..:** 5 mL
Method.....: SW846 8260B

PARAMETER	RESULT	REPORTING LIMIT	UNITS	MDL
Acetone	**3.4 J,B**	**12**	**ug/L**	**2.8**
Bromobenzene	ND	2.5	ug/L	0.32
Bromochloromethane	ND	2.5	ug/L	0.72
Bromodichloromethane	ND	2.5	ug/L	0.38
2-Butanone	ND	12	ug/L	1.4
n-Butylbenzene	ND	2.5	ug/L	0.30
sec-Butylbenzene	ND	2.5	ug/L	0.32
tert-Butylbenzene	ND	2.5	ug/L	0.32
Carbon disulfide	ND	2.5	ug/L	0.32
Dibromochloromethane	ND	2.5	ug/L	0.45
1,2-Dibromo-3-chloro-propane	ND	5.0	ug/L	1.7
2-Chloroethyl vinyl ether	ND	12	ug/L	2.5
2-Chlorotoluene	ND	2.5	ug/L	0.28
4-Chlorotoluene	ND	2.5	ug/L	0.45
1,2-Dibromoethane	ND	2.5	ug/L	0.60
Dibromomethane	ND	2.5	ug/L	0.70
1,2-Dichlorobenzene	ND	2.5	ug/L	0.32
1,3-Dichlorobenzene	ND	2.5	ug/L	0.35
1,4-Dichlorobenzene	ND	2.5	ug/L	0.32
Dichlorodifluoromethane	ND	2.5	ug/L	0.78
cis-1,2-Dichloroethene	**61**	**2.5**	**ug/L**	**0.42**
trans-1,2-Dichloroethene	ND	2.5	ug/L	0.48
1,3-Dichloropropane	ND	2.5	ug/L	0.40
2,2-Dichloropropane	ND	2.5	ug/L	0.32
1,1-Dichloropropene	ND	2.5	ug/L	0.32
Trichlorofluoromethane	ND	2.5	ug/L	0.52
Hexachlorobutadiene	ND	2.5	ug/L	0.75
2-Hexanone	ND	12	ug/L	1.0
Isopropylbenzene	ND	2.5	ug/L	0.32
p-Isopropyltoluene	ND	2.5	ug/L	0.30
tert-Butyl alcohol	ND	50	ug/L	9.8
4-Methyl-2-pentanone	ND	12	ug/L	0.80
Naphthalene	ND	2.5	ug/L	0.60
n-Propylbenzene	ND	2.5	ug/L	0.35
Styrene	ND	2.5	ug/L	0.28
1,1,1,2-Tetrachloroethane	ND	2.5	ug/L	0.58
1,2,3-Trichlorobenzene	ND	2.5	ug/L	0.42

(Continued on next page)

Tetra Tech NUS, Inc

Client Sample ID: MW-3-081108

GC/MS Volatiles

Lot-Sample #...: A8H120110-006 **Work Order #...:** KT0RT1CM **Matrix.....:** WG

PARAMETER	RESULT	REPORTING LIMIT	UNITS	MDL
1,2,4-Trichloro-benzene	ND	2.5	ug/L	0.38
1,2,3-Trichloropropane	ND	2.5	ug/L	1.1
1,1,2-Trichloro-1,2,2-trifluoroethane	ND	2.5	ug/L	0.70
1,2,4-Trimethylbenzene	ND	2.5	ug/L	0.30
Vinyl acetate	ND	5.0	ug/L	0.48
o-Xylene	ND	2.5	ug/L	0.35
Xylenes (total)	ND	5.0	ug/L	0.70
Methyl tert-butyl ether	ND	12	ug/L	0.42
m-Xylene & p-Xylene	ND	5.0	ug/L	0.60
1,2,3-Trimethylbenzene	ND	12	ug/L	0.015
Diisopropyl Ether (DIPE)	ND	12	ug/L	3.8
Ethyl-t-Butyl Ether (ETBE)	ND	12	ug/L	0.28
Tert-amyl methyl ether (TAME)	ND	12	ug/L	0.17
Benzene	ND	2.5	ug/L	0.32
Bromoform	ND	2.5	ug/L	1.6
Bromomethane	ND	2.5	ug/L	1.0
Carbon tetrachloride	ND	2.5	ug/L	0.32
Chlorobenzene	ND	2.5	ug/L	0.38
Chloroethane	ND	2.5	ug/L	0.72
Chloroform	ND	2.5	ug/L	0.40
Chloromethane	ND	2.5	ug/L	0.75
1,1-Dichloroethane	ND	2.5	ug/L	0.38
1,2-Dichloroethane	ND	2.5	ug/L	0.55
1,1-Dichloroethene	ND	2.5	ug/L	0.48
1,2-Dichloropropane	ND	2.5	ug/L	0.45
cis-1,3-Dichloropropene	ND	2.5	ug/L	0.35
trans-1,3-Dichloropropene	ND	2.5	ug/L	0.48
Ethylbenzene	ND	2.5	ug/L	0.42
Methylene chloride	ND	2.5	ug/L	0.82
1,1,2,2-Tetrachloroethane	ND	2.5	ug/L	0.45
Tetrachloroethene	ND	2.5	ug/L	0.72
Toluene	ND	2.5	ug/L	0.32
1,1,1-Trichloroethane	ND	2.5	ug/L	0.55
Trichloroethene	**1.2 J**	**2.5**	**ug/L**	**0.42**
Vinyl chloride	**16**	**2.5**	**ug/L**	**0.55**

SURROGATE	PERCENT RECOVERY	RECOVERY LIMITS
Dibromofluoromethane	111	(73 - 122)
1,2-Dichloroethane-d4	110	(61 - 128)
Toluene-d8	97	(76 - 110)
4-Bromofluorobenzene	86	(74 - 116)

(Continued on next page)

Tetra Tech NUS, Inc

Client Sample ID: MW-3-081108

GC/MS Volatiles

Lot-Sample #...: A8H120110-006 **Work Order #...:** KT0RT1CM **Matrix.....:** WG

NOTE(S):

J Estimated result. Result is less than RL.

B Method blank contamination. The associated method blank contains the target analyte at a reportable level.

Tetra Tech NUS, Inc

MW-3-081108

GC/MS Volatiles

Lot-Sample #: A8H120110-006 **Work Order #:** KT0RT1CM **Matrix:** WG

MASS SPECTROMETER/DATA SYSTEM (MSDS) TENTATIVELY IDENTIFIED COMPOUNDS

PARAMETER	CAS #	ESTIMATED RESULT	RETENTION TIME	UNITS
None				ug/L

Tetra Tech NUS, Inc

Client Sample ID: DMW-23S-081108

GC/MS Volatiles

Lot-Sample #...: A8H120110-007 **Work Order #...:** KT0RW1CM **Matrix.....:** WG
Date Sampled...: 08/11/08 16:10 **Date Received..:** 08/12/08
Prep Date.....: 08/19/08 **Analysis Date..:** 08/19/08
Prep Batch #...: 8233275
Dilution Factor: 1 **Initial Wgt/Vol:** 5 mL **Final Wgt/Vol..:** 5 mL
Method.....: SW846 8260B

PARAMETER	RESULT	REPORTING LIMIT	UNITS	MDL
Acetone	**3.1 J,B**	**5.0**	**ug/L**	**1.1**
Bromobenzene	ND	1.0	ug/L	0.13
Bromochloromethane	ND	1.0	ug/L	0.29
Bromodichloromethane	ND	1.0	ug/L	0.15
2-Butanone	**1.4 J**	**5.0**	**ug/L**	**0.57**
n-Butylbenzene	ND	1.0	ug/L	0.12
sec-Butylbenzene	**0.39 J**	**1.0**	**ug/L**	**0.13**
tert-Butylbenzene	**0.42 J**	**1.0**	**ug/L**	**0.13**
Carbon disulfide	**0.55 J**	**1.0**	**ug/L**	**0.13**
Dibromochloromethane	ND	1.0	ug/L	0.18
1,2-Dibromo-3-chloro-propane	ND	2.0	ug/L	0.67
2-Chloroethyl vinyl ether	ND	5.0	ug/L	0.99
2-Chlorotoluene	ND	1.0	ug/L	0.11
4-Chlorotoluene	ND	1.0	ug/L	0.18
1,2-Dibromoethane	ND	1.0	ug/L	0.24
Dibromomethane	ND	1.0	ug/L	0.28
1,2-Dichlorobenzene	**0.42 J**	**1.0**	**ug/L**	**0.13**
1,3-Dichlorobenzene	ND	1.0	ug/L	0.14
1,4-Dichlorobenzene	ND	1.0	ug/L	0.13
Dichlorodifluoromethane	ND	1.0	ug/L	0.31
cis-1,2-Dichloroethene	**0.85 J**	**1.0**	**ug/L**	**0.17**
trans-1,2-Dichloroethene	ND	1.0	ug/L	0.19
1,3-Dichloropropane	ND	1.0	ug/L	0.16
2,2-Dichloropropane	ND	1.0	ug/L	0.13
1,1-Dichloropropene	ND	1.0	ug/L	0.13
Trichlorofluoromethane	ND	1.0	ug/L	0.21
Hexachlorobutadiene	ND	1.0	ug/L	0.30
2-Hexanone	ND	5.0	ug/L	0.41
Isopropylbenzene	**0.32 J**	**1.0**	**ug/L**	**0.13**
p-Isopropyltoluene	ND	1.0	ug/L	0.12
tert-Butyl alcohol	ND	20	ug/L	3.9
4-Methyl-2-pentanone	ND	5.0	ug/L	0.32
Naphthalene	**0.31 J**	**1.0**	**ug/L**	**0.24**
n-Propylbenzene	ND	1.0	ug/L	0.14
Styrene	ND	1.0	ug/L	0.11
1,1,1,2-Tetrachloroethane	ND	1.0	ug/L	0.23
1,2,3-Trichlorobenzene	ND	1.0	ug/L	0.17

(Continued on next page)

Tetra Tech NUS, Inc

Client Sample ID: DMW-23S-081108

GC/MS Volatiles

Lot-Sample #...: A8H120110-007 **Work Order #...:** KT0RW1CM **Matrix.....:** WG

PARAMETER	RESULT	REPORTING LIMIT	UNITS	MDL
1,2,4-Trichloro-benzene	ND	1.0	ug/L	0.15
1,2,3-Trichloropropane	ND	1.0	ug/L	0.43
1,1,2-Trichloro-1,2,2-trifluoroethane	ND	1.0	ug/L	0.28
1,2,4-Trimethylbenzene	ND	1.0	ug/L	0.12
Vinyl acetate	ND	2.0	ug/L	0.19
o-Xylene	ND	1.0	ug/L	0.14
Xylenes (total)	ND	2.0	ug/L	0.28
Methyl tert-butyl ether	ND	5.0	ug/L	0.17
m-Xylene & p-Xylene	ND	2.0	ug/L	0.24
1,2,3-Trimethylbenzene	**0.11 J**	**5.0**	**ug/L**	**0.0059**
Diisopropyl Ether (DIPE)	ND	5.0	ug/L	1.5
Ethyl-t-Butyl Ether (ETBE)	ND	5.0	ug/L	0.11
Tert-amyl methyl ether (TAME)	ND	5.0	ug/L	0.067
Benzene	**4.2**	**1.0**	**ug/L**	**0.13**
Bromoform	ND	1.0	ug/L	0.64
Bromomethane	ND	1.0	ug/L	0.41
Carbon tetrachloride	ND	1.0	ug/L	0.13
Chlorobenzene	**0.31 J**	**1.0**	**ug/L**	**0.15**
Chloroethane	ND	1.0	ug/L	0.29
Chloroform	ND	1.0	ug/L	0.16
Chloromethane	ND	1.0	ug/L	0.30
1,1-Dichloroethane	ND	1.0	ug/L	0.15
1,2-Dichloroethane	**0.58 J**	**1.0**	**ug/L**	**0.22**
1,1-Dichloroethene	ND	1.0	ug/L	0.19
1,2-Dichloropropane	ND	1.0	ug/L	0.18
cis-1,3-Dichloropropene	ND	1.0	ug/L	0.14
trans-1,3-Dichloropropene	ND	1.0	ug/L	0.19
Ethylbenzene	ND	1.0	ug/L	0.17
Methylene chloride	ND	1.0	ug/L	0.33
1,1,2,2-Tetrachloroethane	ND	1.0	ug/L	0.18
Tetrachloroethene	ND	1.0	ug/L	0.29
Toluene	ND	1.0	ug/L	0.13
1,1,1-Trichloroethane	ND	1.0	ug/L	0.22
Trichloroethene	ND	1.0	ug/L	0.17
Vinyl chloride	**5.6**	**1.0**	**ug/L**	**0.22**

SURROGATE	PERCENT RECOVERY	RECOVERY LIMITS
Dibromofluoromethane	107	(73 - 122)
1,2-Dichloroethane-d4	109	(61 - 128)
Toluene-d8	93	(76 - 110)
4-Bromofluorobenzene	90	(74 - 116)

(Continued on next page)

Tetra Tech NUS, Inc

Client Sample ID: DMW-23S-081108

GC/MS Volatiles

Lot-Sample #...: A8H120110-007 **Work Order #...:** KT0RW1CM **Matrix.....:** WG

NOTE(S):

J Estimated result. Result is less than RL.

B Method blank contamination. The associated method blank contains the target analyte at a reportable level.

Tetra Tech NUS, Inc

DMW-23S-081108

GC/MS Volatiles

Lot-Sample #: A8H120110-007 **Work Order #:** KT0RW1CM **Matrix:** WG

MASS SPECTROMETER/DATA SYSTEM (MSDS) TENTATIVELY IDENTIFIED COMPOUNDS

PARAMETER	CAS #	ESTIMATED RESULT		RETENTION TIME	UNITS
Unknown		1.3 J	M	2.1424	ug/L
Diisopropyl ether	108-20-3	1.0 NJ	M	3.7044	ug/L
Pentane, 2,3,3-trimethyl-	560-21-4	2.5 NJ	M	6	ug/L
Di-sec-butyl ether	6863-58-7	1.7 NJ	M	6.6035	ug/L
Di-sec-butyl ether	6863-58-7	3.8 NJ	M	6.6744	ug/L
n-Butyl ether	142-96-1	5.0 NJ	M	7.8341	ug/L
Benzene, 1-methyl-4-(1-methyle	99-87-6	2.6 NJ	M	10.141	ug/L
Benzene, 1-ethenyl-2-methyl-	611-15-4	2.5 NJ	M	10.236	ug/L
Benzene, 2-ethenyl-1,4-dimethy	2039-89-6	1.4 NJ	M	10.733	ug/L
1H-Indene, 2,3-dihydro-1,3-dim	4175-53-5	2.0 NJ	M	10.981	ug/L
Cyclohexane		1.5	Q	4.591	ug/L

NOTE(S):

Q: Result was quantitated against the response factor of a calibration standard.

M: Result was measured against nearest internal standard assuming a response factor of 1.

Tetra Tech NUS, Inc

Client Sample ID: TB-081408

GC/MS Volatiles

Lot-Sample #...: A8H150118-001 **Work Order #...:** KT7FA1AA **Matrix.....:** WQ
Date Sampled...: 08/14/08 07:30 **Date Received..:** 08/15/08
Prep Date.....: 08/19/08 **Analysis Date..:** 08/19/08
Prep Batch #...: 8233275
Dilution Factor: 1 **Initial Wgt/Vol:** 5 mL **Final Wgt/Vol..:** 5 mL
Method.....: SW846 8260B

PARAMETER	RESULT	REPORTING LIMIT	UNITS	MDL
Acetone	**5.9 B**	**5.0**	**ug/L**	**1.1**
Bromobenzene	ND	1.0	ug/L	0.13
Bromochloromethane	ND	1.0	ug/L	0.29
Bromodichloromethane	ND	1.0	ug/L	0.15
2-Butanone	ND	5.0	ug/L	0.57
n-Butylbenzene	ND	1.0	ug/L	0.12
sec-Butylbenzene	ND	1.0	ug/L	0.13
tert-Butylbenzene	ND	1.0	ug/L	0.13
Carbon disulfide	ND	1.0	ug/L	0.13
Dibromochloromethane	ND	1.0	ug/L	0.18
1,2-Dibromo-3-chloro-propane	ND	2.0	ug/L	0.67
2-Chloroethyl vinyl ether	ND	5.0	ug/L	0.99
2-Chlorotoluene	ND	1.0	ug/L	0.11
4-Chlorotoluene	ND	1.0	ug/L	0.18
1,2-Dibromoethane	ND	1.0	ug/L	0.24
Dibromomethane	ND	1.0	ug/L	0.28
1,2-Dichlorobenzene	ND	1.0	ug/L	0.13
1,3-Dichlorobenzene	ND	1.0	ug/L	0.14
1,4-Dichlorobenzene	ND	1.0	ug/L	0.13
Dichlorodifluoromethane	ND	1.0	ug/L	0.31
cis-1,2-Dichloroethene	ND	1.0	ug/L	0.17
trans-1,2-Dichloroethene	ND	1.0	ug/L	0.19
1,3-Dichloropropane	ND	1.0	ug/L	0.16
2,2-Dichloropropane	ND	1.0	ug/L	0.13
1,1-Dichloropropene	ND	1.0	ug/L	0.13
Trichlorofluoromethane	ND	1.0	ug/L	0.21
Hexachlorobutadiene	ND	1.0	ug/L	0.30
2-Hexanone	ND	5.0	ug/L	0.41
Isopropylbenzene	ND	1.0	ug/L	0.13
p-Isopropyltoluene	ND	1.0	ug/L	0.12
tert-Butyl alcohol	ND	20	ug/L	3.9
4-Methyl-2-pentanone	ND	5.0	ug/L	0.32
Naphthalene	ND	1.0	ug/L	0.24
n-Propylbenzene	ND	1.0	ug/L	0.14
Styrene	ND	1.0	ug/L	0.11
1,1,1,2-Tetrachloroethane	ND	1.0	ug/L	0.23
1,2,3-Trichlorobenzene	ND	1.0	ug/L	0.17

(Continued on next page)

Tetra Tech NUS, Inc

Client Sample ID: TB-081408

GC/MS Volatiles

Lot-Sample #...: A8H150118-001 **Work Order #...:** KT7FA1AA **Matrix.....:** WQ

PARAMETER	RESULT	REPORTING LIMIT	UNITS	MDL
1,2,4-Trichloro-benzene	ND	1.0	ug/L	0.15
1,2,3-Trichloropropane	ND	1.0	ug/L	0.43
1,1,2-Trichloro-1,2,2-trifluoroethane	ND	1.0	ug/L	0.28
1,2,4-Trimethylbenzene	ND	1.0	ug/L	0.12
Vinyl acetate	ND	2.0	ug/L	0.19
o-Xylene	ND	1.0	ug/L	0.14
Xylenes (total)	ND	2.0	ug/L	0.28
Methyl tert-butyl ether	ND	5.0	ug/L	0.17
m-Xylene & p-Xylene	ND	2.0	ug/L	0.24
1,2,3-Trimethylbenzene	ND	5.0	ug/L	0.0059
Diisopropyl Ether (DIPE)	ND	5.0	ug/L	1.5
Ethyl-t-Butyl Ether (ETBE)	ND	5.0	ug/L	0.11
Tert-amyl methyl ether (TAME)	ND	5.0	ug/L	0.067
Benzene	ND	1.0	ug/L	0.13
Bromoform	ND	1.0	ug/L	0.64
Bromomethane	ND	1.0	ug/L	0.41
Carbon tetrachloride	ND	1.0	ug/L	0.13
Chlorobenzene	ND	1.0	ug/L	0.15
Chloroethane	ND	1.0	ug/L	0.29
Chloroform	ND	1.0	ug/L	0.16
Chloromethane	ND	1.0	ug/L	0.30
1,1-Dichloroethane	ND	1.0	ug/L	0.15
1,2-Dichloroethane	**0.96 J**	**1.0**	**ug/L**	**0.22**
1,1-Dichloroethene	ND	1.0	ug/L	0.19
1,2-Dichloropropane	ND	1.0	ug/L	0.18
cis-1,3-Dichloropropene	ND	1.0	ug/L	0.14
trans-1,3-Dichloropropene	ND	1.0	ug/L	0.19
Ethylbenzene	ND	1.0	ug/L	0.17
Methylene chloride	**5.4**	**1.0**	**ug/L**	**0.33**
1,1,2,2-Tetrachloroethane	ND	1.0	ug/L	0.18
Tetrachloroethene	ND	1.0	ug/L	0.29
Toluene	ND	1.0	ug/L	0.13
1,1,1-Trichloroethane	ND	1.0	ug/L	0.22
Trichloroethene	**0.75 J**	**1.0**	**ug/L**	**0.17**
Vinyl chloride	ND	1.0	ug/L	0.22

SURROGATE	PERCENT RECOVERY	RECOVERY LIMITS
Dibromofluoromethane	112	(73 - 122)
1,2-Dichloroethane-d4	114	(61 - 128)
Toluene-d8	94	(76 - 110)
4-Bromofluorobenzene	85	(74 - 116)

(Continued on next page)

Tetra Tech NUS, Inc

Client Sample ID: TB-081408

GC/MS Volatiles

Lot-Sample #...: A8H150118-001 **Work Order #...:** KT7FA1AA **Matrix.....:** WQ

NOTE(S):

B Method blank contamination. The associated method blank contains the target analyte at a reportable level.

J Estimated result. Result is less than RL.

Tetra Tech NUS, Inc

TB-081408

GC/MS Volatiles

Lot-Sample #: A8H150118-001 **Work Order #:** KT7FA1AA **Matrix:** WQ

MASS SPECTROMETER/DATA SYSTEM (MSDS) TENTATIVELY IDENTIFIED COMPOUNDS

PARAMETER	CAS #	ESTIMATED RESULT	RETENTION TIME	UNITS
None				ug/L

Tetra Tech NUS, Inc

Client Sample ID: DMW-8D-081408

GC/MS Volatiles

Lot-Sample #...: A8H150118-002 **Work Order #...:** KT7FD1CM **Matrix.....:** WG
Date Sampled...: 08/14/08 10:47 **Date Received..:** 08/15/08
Prep Date.....: 08/19/08 **Analysis Date..:** 08/19/08
Prep Batch #...: 8233275
Dilution Factor: 20 **Initial Wgt/Vol:** 5 mL **Final Wgt/Vol..:** 5 mL
Method.....: SW846 8260B

PARAMETER	RESULT	REPORTING LIMIT	UNITS	MDL
1,1-Dichloropropene	ND	20	ug/L	2.6
Trichlorofluoromethane	ND	20	ug/L	4.2
Hexachlorobutadiene	ND	20	ug/L	6.0
2-Hexanone	ND	100	ug/L	8.2
Isopropylbenzene	ND	20	ug/L	2.6
Acetone	**38 J,B**	**100**	**ug/L**	**22**
Bromobenzene	ND	20	ug/L	2.6
Bromochloromethane	ND	20	ug/L	5.8
Bromodichloromethane	ND	20	ug/L	3.0
2-Butanone	ND	100	ug/L	11
n-Butylbenzene	ND	20	ug/L	2.4
sec-Butylbenzene	ND	20	ug/L	2.6
tert-Butylbenzene	ND	20	ug/L	2.6
Carbon disulfide	ND	20	ug/L	2.6
Dibromochloromethane	ND	20	ug/L	3.6
1,2-Dibromo-3-chloro-propane	ND	40	ug/L	13
2-Chloroethyl vinyl ether	ND	100	ug/L	20
2-Chlorotoluene	ND	20	ug/L	2.2
4-Chlorotoluene	ND	20	ug/L	3.6
1,2-Dibromoethane	ND	20	ug/L	4.8
Dibromomethane	ND	20	ug/L	5.6
1,2-Dichlorobenzene	ND	20	ug/L	2.6
1,3-Dichlorobenzene	ND	20	ug/L	2.8
1,4-Dichlorobenzene	ND	20	ug/L	2.6
Dichlorodifluoromethane	ND	20	ug/L	6.2
cis-1,2-Dichloroethene	**410**	**20**	**ug/L**	**3.4**
trans-1,2-Dichloroethene	ND	20	ug/L	3.8
1,3-Dichloropropane	ND	20	ug/L	3.2
2,2-Dichloropropane	ND	20	ug/L	2.6
p-Isopropyltoluene	ND	20	ug/L	2.4
tert-Butyl alcohol	ND	400	ug/L	78
4-Methyl-2-pentanone	ND	100	ug/L	6.4
Naphthalene	ND	20	ug/L	4.8
n-Propylbenzene	ND	20	ug/L	2.8
Styrene	ND	20	ug/L	2.2
1,1,1,2-Tetrachloroethane	ND	20	ug/L	4.6
1,2,3-Trichlorobenzene	ND	20	ug/L	3.4

(Continued on next page)

Tetra Tech NUS, Inc

Client Sample ID: DMW-8D-081408

GC/MS Volatiles

Lot-Sample #...: A8H150118-002 **Work Order #...:** KT7FD1CM **Matrix.....:** WG

PARAMETER	RESULT	REPORTING LIMIT	UNITS	MDL
1,2,4-Trichloro-benzene	ND	20	ug/L	3.0
1,2,3-Trichloropropane	ND	20	ug/L	8.6
1,1,2-Trichloro-1,2,2-trifluoroethane	ND	20	ug/L	5.6
1,2,4-Trimethylbenzene	ND	20	ug/L	2.4
Vinyl acetate	ND	40	ug/L	3.8
o-Xylene	ND	20	ug/L	2.8
Xylenes (total)	ND	40	ug/L	5.6
Methyl tert-butyl ether	ND	100	ug/L	3.4
m-Xylene & p-Xylene	ND	40	ug/L	4.8
1,2,3-Trimethylbenzene	ND	100	ug/L	0.12
Diisopropyl Ether (DIPE)	ND	100	ug/L	30
Ethyl-t-Butyl Ether (ETBE)	ND	100	ug/L	2.2
Tert-amyl methyl ether (TAME)	ND	100	ug/L	1.3
Benzene	ND	20	ug/L	2.6
Bromoform	ND	20	ug/L	13
Bromomethane	ND	20	ug/L	8.2
Carbon tetrachloride	ND	20	ug/L	2.6
Chlorobenzene	ND	20	ug/L	3.0
Chloroethane	ND	20	ug/L	5.8
Chloroform	ND	20	ug/L	3.2
Chloromethane	ND	20	ug/L	6.0
1,1-Dichloroethane	ND	20	ug/L	3.0
1,2-Dichloroethane	ND	20	ug/L	4.4
1,1-Dichloroethene	**4.4 J**	**20**	**ug/L**	**3.8**
1,2-Dichloropropane	ND	20	ug/L	3.6
cis-1,3-Dichloropropene	ND	20	ug/L	2.8
trans-1,3-Dichloropropene	ND	20	ug/L	3.8
Ethylbenzene	ND	20	ug/L	3.4
Methylene chloride	**10 J**	**20**	**ug/L**	**6.6**
1,1,2,2-Tetrachloroethane	ND	20	ug/L	3.6
Tetrachloroethene	ND	20	ug/L	5.8
Toluene	ND	20	ug/L	2.6
1,1,1-Trichloroethane	ND	20	ug/L	4.4
Trichloroethene	**490**	**20**	**ug/L**	**3.4**
Vinyl chloride	**360**	**20**	**ug/L**	**4.4**

SURROGATE	PERCENT RECOVERY	RECOVERY LIMITS
Dibromofluoromethane	113	(73 - 122)
1,2-Dichloroethane-d4	114	(61 - 128)
Toluene-d8	97	(76 - 110)
4-Bromofluorobenzene	86	(74 - 116)

(Continued on next page)

Tetra Tech NUS, Inc

Client Sample ID: DMW-8D-081408

GC/MS Volatiles

Lot-Sample #...: A8H150118-002 Work Order #...: KT7FD1CM Matrix.....: WG

NOTE(S):

J Estimated result. Result is less than RL.

B Method blank contamination. The associated method blank contains the target analyte at a reportable level.

Tetra Tech NUS, Inc

DMW-8D-081408

GC/MS Volatiles

Lot-Sample #: A8H150118-002 **Work Order #:** KT7FD1CM **Matrix:** WG

MASS SPECTROMETER/DATA SYSTEM (MSDS) TENTATIVELY IDENTIFIED COMPOUNDS

PARAMETER	CAS #	ESTIMATED RESULT	RETENTION TIME	UNITS
None				ug/L

Tetra Tech NUS, Inc

Client Sample ID: DMW-8I-081408

GC/MS Volatiles

Lot-Sample #...: A8H150118-003 **Work Order #...:** KT7FE1CM **Matrix.....:** WG
Date Sampled...: 08/14/08 11:57 **Date Received..:** 08/15/08
Prep Date.....: 08/19/08 **Analysis Date..:** 08/19/08
Prep Batch #...: 8233275
Dilution Factor: 33.33 **Initial Wgt/Vol:** 5 mL **Final Wgt/Vol..:** 5 mL
Method.....: SW846 8260B

PARAMETER	RESULT	REPORTING LIMIT	UNITS	MDL
1,1-Dichloropropene	ND	33	ug/L	4.3
Trichlorofluoromethane	ND	33	ug/L	7.0
Hexachlorobutadiene	ND	33	ug/L	10
2-Hexanone	ND	170	ug/L	14
Isopropylbenzene	ND	33	ug/L	4.3
Acetone	**84 J,B**	**170**	**ug/L**	**37**
Bromobenzene	ND	33	ug/L	4.3
Bromochloromethane	ND	33	ug/L	9.7
Bromodichloromethane	ND	33	ug/L	5.0
2-Butanone	ND	170	ug/L	19
n-Butylbenzene	ND	33	ug/L	4.0
sec-Butylbenzene	ND	33	ug/L	4.3
tert-Butylbenzene	ND	33	ug/L	4.3
Carbon disulfide	ND	33	ug/L	4.3
Dibromochloromethane	ND	33	ug/L	6.0
1,2-Dibromo-3-chloro-propane	ND	67	ug/L	22
2-Chloroethyl vinyl ether	ND	170	ug/L	33
2-Chlorotoluene	ND	33	ug/L	3.7
4-Chlorotoluene	ND	33	ug/L	6.0
1,2-Dibromoethane	ND	33	ug/L	8.0
Dibromomethane	ND	33	ug/L	9.3
1,2-Dichlorobenzene	ND	33	ug/L	4.3
1,3-Dichlorobenzene	ND	33	ug/L	4.7
1,4-Dichlorobenzene	ND	33	ug/L	4.3
Dichlorodifluoromethane	ND	33	ug/L	10
cis-1,2-Dichloroethene	**670**	**33**	**ug/L**	**5.7**
trans-1,2-Dichloroethene	ND	33	ug/L	6.3
1,3-Dichloropropane	ND	33	ug/L	5.3
2,2-Dichloropropane	ND	33	ug/L	4.3
p-Isopropyltoluene	ND	33	ug/L	4.0
tert-Butyl alcohol	ND	670	ug/L	130
4-Methyl-2-pentanone	ND	170	ug/L	11
Naphthalene	ND	33	ug/L	8.0
n-Propylbenzene	ND	33	ug/L	4.7
Styrene	ND	33	ug/L	3.7
1,1,1,2-Tetrachloroethane	ND	33	ug/L	7.7
1,2,3-Trichlorobenzene	ND	33	ug/L	5.7

(Continued on next page)

Tetra Tech NUS, Inc

Client Sample ID: DMW-8I-081408

GC/MS Volatiles

Lot-Sample #...: A8H150118-003 **Work Order #...:** KT7FE1CM **Matrix.....:** WG

PARAMETER	RESULT	REPORTING LIMIT	UNITS	MDL
1,2,4-Trichloro-benzene	ND	33	ug/L	5.0
1,2,3-Trichloropropane	ND	33	ug/L	14
1,1,2-Trichloro-1,2,2-trifluoroethane	ND	33	ug/L	9.3
1,2,4-Trimethylbenzene	ND	33	ug/L	4.0
Vinyl acetate	ND	67	ug/L	6.3
o-Xylene	ND	33	ug/L	4.7
Xylenes (total)	ND	67	ug/L	9.3
Methyl tert-butyl ether	ND	170	ug/L	5.7
m-Xylene & p-Xylene	ND	67	ug/L	8.0
1,2,3-Trimethylbenzene	ND	170	ug/L	0.20
Diisopropyl Ether (DIPE)	ND	170	ug/L	50
Ethyl-t-Butyl Ether (ETBE)	ND	170	ug/L	3.7
Tert-amyl methyl ether (TAME)	ND	170	ug/L	2.2
Benzene	ND	33	ug/L	4.3
Bromoform	ND	33	ug/L	21
Bromomethane	ND	33	ug/L	14
Carbon tetrachloride	ND	33	ug/L	4.3
Chlorobenzene	ND	33	ug/L	5.0
Chloroethane	ND	33	ug/L	9.7
Chloroform	**5.7 J**	**33**	**ug/L**	**5.3**
Chloromethane	ND	33	ug/L	10
1,1-Dichloroethane	ND	33	ug/L	5.0
1,2-Dichloroethane	**11 J**	**33**	**ug/L**	**7.3**
1,1-Dichloroethene	ND	33	ug/L	6.3
1,2-Dichloropropane	ND	33	ug/L	6.0
cis-1,3-Dichloropropene	ND	33	ug/L	4.7
trans-1,3-Dichloropropene	ND	33	ug/L	6.3
Ethylbenzene	ND	33	ug/L	5.7
Methylene chloride	ND	33	ug/L	11
1,1,2,2-Tetrachloroethane	ND	33	ug/L	6.0
Tetrachloroethene	ND	33	ug/L	9.7
Toluene	ND	33	ug/L	4.3
1,1,1-Trichloroethane	ND	33	ug/L	7.3
Trichloroethene	**930**	**33**	**ug/L**	**5.7**
Vinyl chloride	**320**	**33**	**ug/L**	**7.3**

SURROGATE	PERCENT RECOVERY	RECOVERY LIMITS
Dibromofluoromethane	112	(73 - 122)
1,2-Dichloroethane-d4	116	(61 - 128)
Toluene-d8	94	(76 - 110)
4-Bromofluorobenzene	87	(74 - 116)

(Continued on next page)

Tetra Tech NUS, Inc

Client Sample ID: DMW-8I-081408

GC/MS Volatiles

Lot-Sample #...: A8H150118-003 Work Order #...: KT7FE1CM Matrix.....: WG

NOTE(S):

J Estimated result. Result is less than RL.

B Method blank contamination. The associated method blank contains the target analyte at a reportable level.

Tetra Tech NUS, Inc

DMW-8I-081408

GC/MS Volatiles

Lot-Sample #: A8H150118-003 **Work Order #:** KT7FE1CM **Matrix:** WG

MASS SPECTROMETER/DATA SYSTEM (MSDS) TENTATIVELY IDENTIFIED COMPOUNDS

PARAMETER	CAS #	ESTIMATED RESULT		RETENTION TIME	UNITS
Unknown		44 J	M	2.663	ug/L

NOTE(S):

M: Result was measured against nearest internal standard assuming a response factor of 1.

Tetra Tech NUS, Inc

Client Sample ID: DMW-8S-081408

GC/MS Volatiles

Lot-Sample #...: A8H150118-004 **Work Order #...:** KT7FF1CM **Matrix.....:** WG
Date Sampled...: 08/14/08 14:25 **Date Received..:** 08/15/08
Prep Date.....: 08/19/08 **Analysis Date..:** 08/19/08
Prep Batch #...: 8233275
Dilution Factor: 1 **Initial Wgt/Vol:** 5 mL **Final Wgt/Vol..:** 5 mL
Method.....: SW846 8260B

PARAMETER	RESULT	REPORTING LIMIT	UNITS	MDL
1,1-Dichloropropene	ND	1.0	ug/L	0.13
Trichlorofluoromethane	ND	1.0	ug/L	0.21
Hexachlorobutadiene	ND	1.0	ug/L	0.30
2-Hexanone	ND	5.0	ug/L	0.41
Isopropylbenzene	ND	1.0	ug/L	0.13
Acetone	**1.3 J,B**	**5.0**	**ug/L**	**1.1**
Bromobenzene	ND	1.0	ug/L	0.13
Bromochloromethane	ND	1.0	ug/L	0.29
Bromodichloromethane	ND	1.0	ug/L	0.15
2-Butanone	ND	5.0	ug/L	0.57
n-Butylbenzene	ND	1.0	ug/L	0.12
sec-Butylbenzene	ND	1.0	ug/L	0.13
tert-Butylbenzene	ND	1.0	ug/L	0.13
Carbon disulfide	ND	1.0	ug/L	0.13
Dibromochloromethane	ND	1.0	ug/L	0.18
1,2-Dibromo-3-chloro-propane	ND	2.0	ug/L	0.67
2-Chloroethyl vinyl ether	ND	5.0	ug/L	0.99
2-Chlorotoluene	ND	1.0	ug/L	0.11
4-Chlorotoluene	ND	1.0	ug/L	0.18
1,2-Dibromoethane	ND	1.0	ug/L	0.24
Dibromomethane	ND	1.0	ug/L	0.28
1,2-Dichlorobenzene	ND	1.0	ug/L	0.13
1,3-Dichlorobenzene	ND	1.0	ug/L	0.14
1,4-Dichlorobenzene	ND	1.0	ug/L	0.13
Dichlorodifluoromethane	ND	1.0	ug/L	0.31
cis-1,2-Dichloroethene	**5.3**	**1.0**	**ug/L**	**0.17**
trans-1,2-Dichloroethene	ND	1.0	ug/L	0.19
1,3-Dichloropropane	ND	1.0	ug/L	0.16
2,2-Dichloropropane	ND	1.0	ug/L	0.13
p-Isopropyltoluene	ND	1.0	ug/L	0.12
tert-Butyl alcohol	ND	20	ug/L	3.9
4-Methyl-2-pentanone	ND	5.0	ug/L	0.32
Naphthalene	ND	1.0	ug/L	0.24
n-Propylbenzene	ND	1.0	ug/L	0.14
Styrene	ND	1.0	ug/L	0.11
1,1,1,2-Tetrachloroethane	ND	1.0	ug/L	0.23
1,2,3-Trichlorobenzene	ND	1.0	ug/L	0.17

(Continued on next page)

Tetra Tech NUS, Inc

Client Sample ID: DMW-8S-081408

GC/MS Volatiles

Lot-Sample #...: A8H150118-004 **Work Order #...:** KT7FF1CM **Matrix.....:** WG

PARAMETER	RESULT	REPORTING LIMIT	UNITS	MDL
1,2,4-Trichloro-benzene	ND	1.0	ug/L	0.15
1,2,3-Trichloropropane	ND	1.0	ug/L	0.43
1,1,2-Trichloro-1,2,2-trifluoroethane	ND	1.0	ug/L	0.28
1,2,4-Trimethylbenzene	ND	1.0	ug/L	0.12
Vinyl acetate	ND	2.0	ug/L	0.19
o-Xylene	ND	1.0	ug/L	0.14
Xylenes (total)	ND	2.0	ug/L	0.28
Methyl tert-butyl ether	ND	5.0	ug/L	0.17
m-Xylene & p-Xylene	ND	2.0	ug/L	0.24
1,2,3-Trimethylbenzene	ND	5.0	ug/L	0.0059
Diisopropyl Ether (DIPE)	ND	5.0	ug/L	1.5
Ethyl-t-Butyl Ether (ETBE)	ND	5.0	ug/L	0.11
Tert-amyl methyl ether (TAME)	ND	5.0	ug/L	0.067
Benzene	ND	1.0	ug/L	0.13
Bromoform	ND	1.0	ug/L	0.64
Bromomethane	ND	1.0	ug/L	0.41
Carbon tetrachloride	ND	1.0	ug/L	0.13
Chlorobenzene	ND	1.0	ug/L	0.15
Chloroethane	ND	1.0	ug/L	0.29
Chloroform	ND	1.0	ug/L	0.16
Chloromethane	ND	1.0	ug/L	0.30
1,1-Dichloroethane	ND	1.0	ug/L	0.15
1,2-Dichloroethane	**0.25 J**	**1.0**	**ug/L**	**0.22**
1,1-Dichloroethene	ND	1.0	ug/L	0.19
1,2-Dichloropropane	ND	1.0	ug/L	0.18
cis-1,3-Dichloropropene	ND	1.0	ug/L	0.14
trans-1,3-Dichloropropene	ND	1.0	ug/L	0.19
Ethylbenzene	ND	1.0	ug/L	0.17
Methylene chloride	ND	1.0	ug/L	0.33
1,1,2,2-Tetrachloroethane	ND	1.0	ug/L	0.18
Tetrachloroethene	ND	1.0	ug/L	0.29
Toluene	ND	1.0	ug/L	0.13
1,1,1-Trichloroethane	ND	1.0	ug/L	0.22
Trichloroethene	**0.65 J**	**1.0**	**ug/L**	**0.17**
Vinyl chloride	ND	1.0	ug/L	0.22

SURROGATE	PERCENT RECOVERY	RECOVERY LIMITS
Dibromofluoromethane	111	(73 - 122)
1,2-Dichloroethane-d4	113	(61 - 128)
Toluene-d8	93	(76 - 110)
4-Bromofluorobenzene	84	(74 - 116)

(Continued on next page)

Tetra Tech NUS, Inc

Client Sample ID: DMW-8S-081408

GC/MS Volatiles

Lot-Sample #...: A8H150118-004 **Work Order #...:** KT7FF1CM **Matrix.....:** WG

NOTE(S):

J Estimated result. Result is less than RL.

B Method blank contamination. The associated method blank contains the target analyte at a reportable level.

Tetra Tech NUS, Inc

DMW-8S-081408

GC/MS Volatiles

Lot-Sample #: A8H150118-004 **Work Order #:** KT7FF1CM **Matrix:** WG

MASS SPECTROMETER/DATA SYSTEM (MSDS) TENTATIVELY IDENTIFIED COMPOUNDS

PARAMETER	CAS #	ESTIMATED RESULT	RETENTION TIME	UNITS
None				ug/L

Tetra Tech NUS, Inc

Client Sample ID: TB-081508

GC/MS Volatiles

Lot-Sample #...: A8H160110-001 **Work Order #...:** KT9DM1AA **Matrix.....:** WQ
Date Sampled...: 08/15/08 07:30 **Date Received..:** 08/16/08
Prep Date.....: 08/19/08 **Analysis Date..:** 08/19/08
Prep Batch #...: 8233275
Dilution Factor: 1 **Initial Wgt/Vol:** 5 mL **Final Wgt/Vol..:** 5 mL
Method.....: SW846 8260B

PARAMETER	RESULT	REPORTING LIMIT	UNITS	MDL
Acetone	**5.7 B**	**5.0**	**ug/L**	**1.1**
Bromobenzene	ND	1.0	ug/L	0.13
Bromochloromethane	ND	1.0	ug/L	0.29
Bromodichloromethane	ND	1.0	ug/L	0.15
2-Butanone	ND	5.0	ug/L	0.57
n-Butylbenzene	ND	1.0	ug/L	0.12
sec-Butylbenzene	ND	1.0	ug/L	0.13
tert-Butylbenzene	ND	1.0	ug/L	0.13
Carbon disulfide	ND	1.0	ug/L	0.13
Dibromochloromethane	ND	1.0	ug/L	0.18
1,2-Dibromo-3-chloro-propane	ND	2.0	ug/L	0.67
2-Chloroethyl vinyl ether	ND	5.0	ug/L	0.99
2-Chlorotoluene	ND	1.0	ug/L	0.11
4-Chlorotoluene	ND	1.0	ug/L	0.18
1,2-Dibromoethane	ND	1.0	ug/L	0.24
Dibromomethane	ND	1.0	ug/L	0.28
1,2-Dichlorobenzene	ND	1.0	ug/L	0.13
1,3-Dichlorobenzene	ND	1.0	ug/L	0.14
1,4-Dichlorobenzene	ND	1.0	ug/L	0.13
Dichlorodifluoromethane	ND	1.0	ug/L	0.31
cis-1,2-Dichloroethene	ND	1.0	ug/L	0.17
trans-1,2-Dichloroethene	ND	1.0	ug/L	0.19
1,3-Dichloropropane	ND	1.0	ug/L	0.16
2,2-Dichloropropane	ND	1.0	ug/L	0.13
1,1-Dichloropropene	ND	1.0	ug/L	0.13
Trichlorofluoromethane	ND	1.0	ug/L	0.21
Hexachlorobutadiene	ND	1.0	ug/L	0.30
2-Hexanone	ND	5.0	ug/L	0.41
Isopropylbenzene	ND	1.0	ug/L	0.13
p-Isopropyltoluene	ND	1.0	ug/L	0.12
tert-Butyl alcohol	ND	20	ug/L	3.9
4-Methyl-2-pentanone	ND	5.0	ug/L	0.32
Naphthalene	ND	1.0	ug/L	0.24
n-Propylbenzene	ND	1.0	ug/L	0.14
Styrene	ND	1.0	ug/L	0.11
1,1,1,2-Tetrachloroethane	ND	1.0	ug/L	0.23
1,2,3-Trichlorobenzene	ND	1.0	ug/L	0.17

(Continued on next page)

Tetra Tech NUS, Inc

Client Sample ID: TB-081508

GC/MS Volatiles

Lot-Sample #...: A8H160110-001 **Work Order #...:** KT9DM1AA **Matrix.....:** WQ

PARAMETER	RESULT	REPORTING LIMIT	UNITS	MDL
1,2,4-Trichloro-benzene	ND	1.0	ug/L	0.15
1,2,3-Trichloropropane	ND	1.0	ug/L	0.43
1,1,2-Trichloro-1,2,2-trifluoroethane	ND	1.0	ug/L	0.28
1,2,4-Trimethylbenzene	ND	1.0	ug/L	0.12
Vinyl acetate	ND	2.0	ug/L	0.19
o-Xylene	ND	1.0	ug/L	0.14
Xylenes (total)	ND	2.0	ug/L	0.28
Methyl tert-butyl ether	ND	5.0	ug/L	0.17
m-Xylene & p-Xylene	ND	2.0	ug/L	0.24
1,2,3-Trimethylbenzene	ND	5.0	ug/L	0.0059
Diisopropyl Ether (DIPE)	ND	5.0	ug/L	1.5
Ethyl-t-Butyl Ether (ETBE)	ND	5.0	ug/L	0.11
Tert-amyl methyl ether (TAME)	ND	5.0	ug/L	0.067
Benzene	ND	1.0	ug/L	0.13
Bromoform	ND	1.0	ug/L	0.64
Bromomethane	ND	1.0	ug/L	0.41
Carbon tetrachloride	ND	1.0	ug/L	0.13
Chlorobenzene	ND	1.0	ug/L	0.15
Chloroethane	ND	1.0	ug/L	0.29
Chloroform	ND	1.0	ug/L	0.16
Chloromethane	ND	1.0	ug/L	0.30
1,1-Dichloroethane	ND	1.0	ug/L	0.15
1,2-Dichloroethane	**1.0**	**1.0**	**ug/L**	**0.22**
1,1-Dichloroethene	ND	1.0	ug/L	0.19
1,2-Dichloropropane	ND	1.0	ug/L	0.18
cis-1,3-Dichloropropene	ND	1.0	ug/L	0.14
trans-1,3-Dichloropropene	ND	1.0	ug/L	0.19
Ethylbenzene	ND	1.0	ug/L	0.17
Methylene chloride	**6.7**	**1.0**	**ug/L**	**0.33**
1,1,2,2-Tetrachloroethane	ND	1.0	ug/L	0.18
Tetrachloroethene	ND	1.0	ug/L	0.29
Toluene	ND	1.0	ug/L	0.13
1,1,1-Trichloroethane	ND	1.0	ug/L	0.22
Trichloroethene	**0.61 J**	**1.0**	**ug/L**	**0.17**
Vinyl chloride	ND	1.0	ug/L	0.22

SURROGATE	PERCENT RECOVERY	RECOVERY LIMITS
Dibromofluoromethane	113	(73 - 122)
1,2-Dichloroethane-d4	117	(61 - 128)
Toluene-d8	94	(76 - 110)
4-Bromofluorobenzene	86	(74 - 116)

(Continued on next page)

Tetra Tech NUS, Inc

Client Sample ID: TB-081508

GC/MS Volatiles

Lot-Sample #...: A8H160110-001 **Work Order #...:** KT9DM1AA **Matrix.....:** WQ

NOTE(S):

B Method blank contamination. The associated method blank contains the target analyte at a reportable level.

J Estimated result. Result is less than RL.

Tetra Tech NUS, Inc

TB-081508

GC/MS Volatiles

Lot-Sample #: A8H160110-001 **Work Order #:** KT9DM1AA **Matrix:** WQ

MASS SPECTROMETER/DATA SYSTEM (MSDS) TENTATIVELY IDENTIFIED COMPOUNDS

PARAMETER	CAS #	ESTIMATED RESULT	RETENTION TIME	UNITS
None				ug/L

Tetra Tech NUS, Inc

Client Sample ID: DMW-1A-081508

GC/MS Volatiles

Lot-Sample #...: A8H160110-002 **Work Order #...:** KT9DV1CM **Matrix.....:** WG
Date Sampled...: 08/15/08 10:55 **Date Received..:** 08/16/08
Prep Date.....: 08/19/08 **Analysis Date..:** 08/19/08
Prep Batch #...: 8233275
Dilution Factor: 200 **Initial Wgt/Vol:** 5 mL **Final Wgt/Vol..:** 5 mL
Method.....: SW846 8260B

PARAMETER	RESULT	REPORTING LIMIT	UNITS	MDL
Acetone	**340 J,B**	**1000**	**ug/L**	**220**
Bromobenzene	ND	200	ug/L	26
Bromochloromethane	ND	200	ug/L	58
Bromodichloromethane	ND	200	ug/L	30
2-Butanone	ND	1000	ug/L	110
n-Butylbenzene	ND	200	ug/L	24
sec-Butylbenzene	ND	200	ug/L	26
tert-Butylbenzene	ND	200	ug/L	26
Carbon disulfide	ND	200	ug/L	26
Dibromochloromethane	ND	200	ug/L	36
1,2-Dibromo-3-chloro-propane	ND	400	ug/L	130
2-Chloroethyl vinyl ether	ND	1000	ug/L	200
2-Chlorotoluene	ND	200	ug/L	22
4-Chlorotoluene	ND	200	ug/L	36
1,2-Dibromoethane	ND	200	ug/L	48
Dibromomethane	ND	200	ug/L	56
1,2-Dichlorobenzene	ND	200	ug/L	26
1,3-Dichlorobenzene	ND	200	ug/L	28
1,4-Dichlorobenzene	ND	200	ug/L	26
Dichlorodifluoromethane	ND	200	ug/L	62
cis-1,2-Dichloroethene	**4800**	**200**	**ug/L**	**34**
trans-1,2-Dichloroethene	ND	200	ug/L	38
1,3-Dichloropropane	ND	200	ug/L	32
2,2-Dichloropropane	ND	200	ug/L	26
1,1-Dichloropropene	ND	200	ug/L	26
Trichlorofluoromethane	ND	200	ug/L	42
Hexachlorobutadiene	ND	200	ug/L	60
2-Hexanone	ND	1000	ug/L	82
Isopropylbenzene	ND	200	ug/L	26
p-Isopropyltoluene	ND	200	ug/L	24
tert-Butyl alcohol	ND	4000	ug/L	780
4-Methyl-2-pentanone	ND	1000	ug/L	64
Naphthalene	ND	200	ug/L	48
n-Propylbenzene	ND	200	ug/L	28
Styrene	ND	200	ug/L	22
1,1,1,2-Tetrachloroethane	ND	200	ug/L	46
1,2,3-Trichlorobenzene	ND	200	ug/L	34

(Continued on next page)

Tetra Tech NUS, Inc

Client Sample ID: DMW-1A-081508

GC/MS Volatiles

Lot-Sample #...: A8H160110-002 **Work Order #...:** KT9DV1CM **Matrix.....:** WG

PARAMETER	RESULT	REPORTING LIMIT	UNITS	MDL
1,2,4-Trichloro-benzene	ND	200	ug/L	30
1,2,3-Trichloropropane	ND	200	ug/L	86
1,1,2-Trichloro-1,2,2-trifluoroethane	ND	200	ug/L	56
1,2,4-Trimethylbenzene	ND	200	ug/L	24
Vinyl acetate	ND	400	ug/L	38
o-Xylene	ND	200	ug/L	28
Xylenes (total)	ND	400	ug/L	56
Methyl tert-butyl ether	ND	1000	ug/L	34
m-Xylene & p-Xylene	ND	400	ug/L	48
1,2,3-Trimethylbenzene	ND	1000	ug/L	1.2
Diisopropyl Ether (DIPE)	ND	1000	ug/L	300
Ethyl-t-Butyl Ether (ETBE)	ND	1000	ug/L	22
Tert-amyl methyl ether (TAME)	ND	1000	ug/L	13
Benzene	ND	200	ug/L	26
Bromoform	ND	200	ug/L	130
Bromomethane	ND	200	ug/L	82
Carbon tetrachloride	ND	200	ug/L	26
Chlorobenzene	ND	200	ug/L	30
Chloroethane	ND	200	ug/L	58
Chloroform	ND	200	ug/L	32
Chloromethane	ND	200	ug/L	60
1,1-Dichloroethane	ND	200	ug/L	30
1,2-Dichloroethane	ND	200	ug/L	44
1,1-Dichloroethene	ND	200	ug/L	38
1,2-Dichloropropane	ND	200	ug/L	36
cis-1,3-Dichloropropene	ND	200	ug/L	28
trans-1,3-Dichloropropene	ND	200	ug/L	38
Ethylbenzene	ND	200	ug/L	34
Methylene chloride	**150 J**	**200**	**ug/L**	**66**
1,1,2,2-Tetrachloroethane	ND	200	ug/L	36
Tetrachloroethene	ND	200	ug/L	58
Toluene	**120 J**	**200**	**ug/L**	**26**
1,1,1-Trichloroethane	ND	200	ug/L	44
Trichloroethene	**5300**	**200**	**ug/L**	**34**
Vinyl chloride	**2500**	**200**	**ug/L**	**44**

SURROGATE	PERCENT RECOVERY	RECOVERY LIMITS
Dibromofluoromethane	118	(73 - 122)
1,2-Dichloroethane-d4	114	(61 - 128)
Toluene-d8	97	(76 - 110)
4-Bromofluorobenzene	86	(74 - 116)

(Continued on next page)

Tetra Tech NUS, Inc

Client Sample ID: DMW-1A-081508

GC/MS Volatiles

Lot-Sample #...: A8H160110-002 **Work Order #...:** KT9DV1CM **Matrix.....:** WG

NOTE(S):

J Estimated result. Result is less than RL.

B Method blank contamination. The associated method blank contains the target analyte at a reportable level.

Tetra Tech NUS, Inc

DMW-1A-081508

GC/MS Volatiles

Lot-Sample #: A8H160110-002 **Work Order #:** KT9DV1CM **Matrix:** WG

MASS SPECTROMETER/DATA SYSTEM (MSDS) TENTATIVELY IDENTIFIED COMPOUNDS

PARAMETER	CAS #	ESTIMATED RESULT	RETENTION TIME	UNITS
None				ug/L

Tetra Tech NUS, Inc

Client Sample ID: DMW-1B-081508

GC/MS Volatiles

Lot-Sample #...: A8H160110-003 **Work Order #...:** KT9DW1CM **Matrix.....:** WG
Date Sampled...: 08/15/08 12:05 **Date Received..:** 08/16/08
Prep Date.....: 08/19/08 **Analysis Date..:** 08/19/08
Prep Batch #...: 8233275
Dilution Factor: 142.86 **Initial Wgt/Vol:** 5 mL **Final Wgt/Vol..:** 5 mL
Method.....: SW846 8260B

PARAMETER	RESULT	REPORTING LIMIT	UNITS	MDL
Acetone	**320 J,B**	**710**	**ug/L**	**160**
Bromobenzene	ND	140	ug/L	19
Bromochloromethane	ND	140	ug/L	41
Bromodichloromethane	ND	140	ug/L	21
2-Butanone	ND	710	ug/L	81
n-Butylbenzene	ND	140	ug/L	17
sec-Butylbenzene	ND	140	ug/L	19
tert-Butylbenzene	ND	140	ug/L	19
Carbon disulfide	ND	140	ug/L	19
Dibromochloromethane	ND	140	ug/L	26
1,2-Dibromo-3-chloro-propane	ND	290	ug/L	96
2-Chloroethyl vinyl ether	ND	710	ug/L	140
2-Chlorotoluene	ND	140	ug/L	16
4-Chlorotoluene	ND	140	ug/L	26
1,2-Dibromoethane	ND	140	ug/L	34
Dibromomethane	ND	140	ug/L	40
1,2-Dichlorobenzene	ND	140	ug/L	19
1,3-Dichlorobenzene	ND	140	ug/L	20
1,4-Dichlorobenzene	ND	140	ug/L	19
Dichlorodifluoromethane	ND	140	ug/L	44
cis-1,2-Dichloroethene	**2400**	**140**	**ug/L**	**24**
trans-1,2-Dichloroethene	ND	140	ug/L	27
1,3-Dichloropropane	ND	140	ug/L	23
2,2-Dichloropropane	ND	140	ug/L	19
1,1-Dichloropropene	ND	140	ug/L	19
Trichlorofluoromethane	ND	140	ug/L	30
Hexachlorobutadiene	ND	140	ug/L	43
2-Hexanone	ND	710	ug/L	59
Isopropylbenzene	ND	140	ug/L	19
p-Isopropyltoluene	ND	140	ug/L	17
tert-Butyl alcohol	ND	2900	ug/L	560
4-Methyl-2-pentanone	ND	710	ug/L	46
Naphthalene	ND	140	ug/L	34
n-Propylbenzene	ND	140	ug/L	20
Styrene	ND	140	ug/L	16
1,1,1,2-Tetrachloroethane	ND	140	ug/L	33
1,2,3-Trichlorobenzene	ND	140	ug/L	24

(Continued on next page)

Tetra Tech NUS, Inc

Client Sample ID: DMW-1B-081508

GC/MS Volatiles

Lot-Sample #...: A8H160110-003 **Work Order #...:** KT9DW1CM **Matrix.....:** WG

PARAMETER	RESULT	REPORTING LIMIT	UNITS	MDL
1,2,4-Trichloro-benzene	ND	140	ug/L	21
1,2,3-Trichloropropane	ND	140	ug/L	61
1,1,2-Trichloro-1,2,2-trifluoroethane	ND	140	ug/L	40
1,2,4-Trimethylbenzene	ND	140	ug/L	17
Vinyl acetate	ND	290	ug/L	27
o-Xylene	ND	140	ug/L	20
Xylenes (total)	ND	290	ug/L	40
Methyl tert-butyl ether	ND	710	ug/L	24
m-Xylene & p-Xylene	ND	290	ug/L	34
1,2,3-Trimethylbenzene	ND	710	ug/L	0.84
Diisopropyl Ether (DIPE)	ND	710	ug/L	210
Ethyl-t-Butyl Ether (ETBE)	ND	710	ug/L	16
Tert-amyl methyl ether (TAME)	ND	710	ug/L	9.6
Benzene	ND	140	ug/L	19
Bromoform	ND	140	ug/L	91
Bromomethane	ND	140	ug/L	59
Carbon tetrachloride	ND	140	ug/L	19
Chlorobenzene	ND	140	ug/L	21
Chloroethane	ND	140	ug/L	41
Chloroform	ND	140	ug/L	23
Chloromethane	ND	140	ug/L	43
1,1-Dichloroethane	ND	140	ug/L	21
1,2-Dichloroethane	ND	140	ug/L	31
1,1-Dichloroethene	ND	140	ug/L	27
1,2-Dichloropropane	ND	140	ug/L	26
cis-1,3-Dichloropropene	ND	140	ug/L	20
trans-1,3-Dichloropropene	ND	140	ug/L	27
Ethylbenzene	ND	140	ug/L	24
Methylene chloride	ND	140	ug/L	47
1,1,2,2-Tetrachloroethane	ND	140	ug/L	26
Tetrachloroethene	ND	140	ug/L	41
Toluene	ND	140	ug/L	19
1,1,1-Trichloroethane	ND	140	ug/L	31
Trichloroethene	**800**	**140**	**ug/L**	**24**
Vinyl chloride	**4000**	**140**	**ug/L**	**31**

SURROGATE	PERCENT RECOVERY	RECOVERY LIMITS
Dibromofluoromethane	113	(73 - 122)
1,2-Dichloroethane-d4	114	(61 - 128)
Toluene-d8	94	(76 - 110)
4-Bromofluorobenzene	87	(74 - 116)

(Continued on next page)

Tetra Tech NUS, Inc

Client Sample ID: DMW-1B-081508

GC/MS Volatiles

Lot-Sample #...: A8H160110-003 **Work Order #...:** KT9DW1CM **Matrix.....:** WG

NOTE(S):

J Estimated result. Result is less than RL.

B Method blank contamination. The associated method blank contains the target analyte at a reportable level.

Tetra Tech NUS, Inc

DMW-1B-081508

GC/MS Volatiles

Lot-Sample #: A8H160110-003 **Work Order #:** KT9DW1CM **Matrix:** WG

MASS SPECTROMETER/DATA SYSTEM (MSDS) TENTATIVELY IDENTIFIED COMPOUNDS

PARAMETER	CAS #	ESTIMATED RESULT	RETENTION TIME	UNITS
None				ug/L

Tetra Tech NUS, Inc

Client Sample ID: DMW-10I-081508

GC/MS Volatiles

Lot-Sample #...: A8H160110-004 **Work Order #...:** KT9DX1CM **Matrix.....:** WG
Date Sampled...: 08/15/08 15:02 **Date Received..:** 08/16/08
Prep Date.....: 08/19/08 **Analysis Date..:** 08/19/08
Prep Batch #...: 8233275
Dilution Factor: 25 **Initial Wgt/Vol:** 5 mL **Final Wgt/Vol..:** 5 mL
Method.....: SW846 8260B

PARAMETER	RESULT	REPORTING LIMIT	UNITS	MDL
Acetone	**36 J,B**	**120**	**ug/L**	**28**
Bromobenzene	ND	25	ug/L	3.2
Bromochloromethane	ND	25	ug/L	7.2
Bromodichloromethane	ND	25	ug/L	3.8
2-Butanone	ND	120	ug/L	14
n-Butylbenzene	ND	25	ug/L	3.0
sec-Butylbenzene	ND	25	ug/L	3.2
tert-Butylbenzene	ND	25	ug/L	3.2
Carbon disulfide	ND	25	ug/L	3.2
Dibromochloromethane	ND	25	ug/L	4.5
1,2-Dibromo-3-chloro-propane	ND	50	ug/L	17
2-Chloroethyl vinyl ether	ND	120	ug/L	25
2-Chlorotoluene	ND	25	ug/L	2.8
4-Chlorotoluene	ND	25	ug/L	4.5
1,2-Dibromoethane	ND	25	ug/L	6.0
Dibromomethane	ND	25	ug/L	7.0
1,2-Dichlorobenzene	ND	25	ug/L	3.2
1,3-Dichlorobenzene	ND	25	ug/L	3.5
1,4-Dichlorobenzene	ND	25	ug/L	3.2
Dichlorodifluoromethane	ND	25	ug/L	7.8
cis-1,2-Dichloroethene	**30**	**25**	**ug/L**	**4.2**
trans-1,2-Dichloroethene	ND	25	ug/L	4.8
1,3-Dichloropropane	ND	25	ug/L	4.0
2,2-Dichloropropane	ND	25	ug/L	3.2
1,1-Dichloropropene	ND	25	ug/L	3.2
Trichlorofluoromethane	ND	25	ug/L	5.2
Hexachlorobutadiene	ND	25	ug/L	7.5
2-Hexanone	ND	120	ug/L	10
Isopropylbenzene	ND	25	ug/L	3.2
p-Isopropyltoluene	ND	25	ug/L	3.0
tert-Butyl alcohol	ND	500	ug/L	98
4-Methyl-2-pentanone	ND	120	ug/L	8.0
Naphthalene	ND	25	ug/L	6.0
n-Propylbenzene	ND	25	ug/L	3.5
Styrene	ND	25	ug/L	2.8
1,1,1,2-Tetrachloroethane	ND	25	ug/L	5.8
1,2,3-Trichlorobenzene	ND	25	ug/L	4.2

(Continued on next page)

Tetra Tech NUS, Inc

Client Sample ID: DMW-10I-081508

GC/MS Volatiles

Lot-Sample #...: A8H160110-004 **Work Order #...:** KT9DX1CM **Matrix.....:** WG

PARAMETER	RESULT	REPORTING LIMIT	UNITS	MDL
1,2,4-Trichloro-benzene	ND	25	ug/L	3.8
1,2,3-Trichloropropane	ND	25	ug/L	11
1,1,2-Trichloro-1,2,2-trifluoroethane	ND	25	ug/L	7.0
1,2,4-Trimethylbenzene	ND	25	ug/L	3.0
Vinyl acetate	ND	50	ug/L	4.8
o-Xylene	ND	25	ug/L	3.5
Xylenes (total)	ND	50	ug/L	7.0
Methyl tert-butyl ether	ND	120	ug/L	4.2
m-Xylene & p-Xylene	ND	50	ug/L	6.0
1,2,3-Trimethylbenzene	ND	120	ug/L	0.15
Diisopropyl Ether (DIPE)	ND	120	ug/L	38
Ethyl-t-Butyl Ether (ETBE)	ND	120	ug/L	2.8
Tert-amyl methyl ether (TAME)	ND	120	ug/L	1.7
Benzene	ND	25	ug/L	3.2
Bromoform	ND	25	ug/L	16
Bromomethane	ND	25	ug/L	10
Carbon tetrachloride	**430**	**25**	**ug/L**	**3.2**
Chlorobenzene	ND	25	ug/L	3.8
Chloroethane	ND	25	ug/L	7.2
Chloroform	**23 J**	**25**	**ug/L**	**4.0**
Chloromethane	ND	25	ug/L	7.5
1,1-Dichloroethane	ND	25	ug/L	3.8
1,2-Dichloroethane	ND	25	ug/L	5.5
1,1-Dichloroethene	ND	25	ug/L	4.8
1,2-Dichloropropane	ND	25	ug/L	4.5
cis-1,3-Dichloropropene	ND	25	ug/L	3.5
trans-1,3-Dichloropropene	ND	25	ug/L	4.8
Ethylbenzene	ND	25	ug/L	4.2
Methylene chloride	ND	25	ug/L	8.2
1,1,2,2-Tetrachloroethane	ND	25	ug/L	4.5
Tetrachloroethene	ND	25	ug/L	7.2
Toluene	ND	25	ug/L	3.2
1,1,1-Trichloroethane	ND	25	ug/L	5.5
Trichloroethene	**660**	**25**	**ug/L**	**4.2**
Vinyl chloride	ND	25	ug/L	5.5

SURROGATE	PERCENT RECOVERY	RECOVERY LIMITS
Dibromofluoromethane	116	(73 - 122)
1,2-Dichloroethane-d4	116	(61 - 128)
Toluene-d8	93	(76 - 110)
4-Bromofluorobenzene	84	(74 - 116)

(Continued on next page)

Tetra Tech NUS, Inc

Client Sample ID: DMW-10I-081508

GC/MS Volatiles

Lot-Sample #...: A8H160110-004 **Work Order #...:** KT9DX1CM **Matrix.....:** WG

NOTE(S):

J Estimated result. Result is less than RL.

B Method blank contamination. The associated method blank contains the target analyte at a reportable level.

Tetra Tech NUS, Inc

DMW-10I-081508

GC/MS Volatiles

Lot-Sample #: A8H160110-004 **Work Order #:** KT9DX1CM **Matrix:** WG

MASS SPECTROMETER/DATA SYSTEM (MSDS) TENTATIVELY IDENTIFIED COMPOUNDS

PARAMETER	CAS #	ESTIMATED RESULT	RETENTION TIME	UNITS
None				ug/L

Tetra Tech NUS, Inc

Client Sample ID: DMW-24I-081108

GC/MS Semivolatiles

Lot-Sample #...: A8H120110-002 **Work Order #...:** KT0RM1AC **Matrix.....:** WG
Date Sampled...: 08/11/08 11:45 **Date Received..:** 08/12/08
Prep Date.....: 08/12/08 **Analysis Date..:** 08/13/08
Prep Batch #...: 8225237
Dilution Factor: 1 **Initial Wgt/Vol:** 1050 mL **Final Wgt/Vol..:** 2 mL
Method.....: SW846 8270C

PARAMETER	RESULT	REPORTING LIMIT	UNITS	MDL
1,4-Dioxane	ND	1.0	ug/L	1.3

SURROGATE	PERCENT RECOVERY	RECOVERY LIMITS
Nitrobenzene-d5	73	(27 - 111)
2-Fluorobiphenyl	65	(28 - 110)
Terphenyl-d14	86	(37 - 119)
Phenol-d5	20	(10 - 110)
2-Fluorophenol	34	(10 - 110)
2,4,6-Tribromophenol	74	(22 - 120)

Tetra Tech NUS, Inc

Client Sample ID: DMW-11S-081108

GC/MS Semivolatiles

Lot-Sample #...: A8H120110-003 **Work Order #...:** KT0RP1AN **Matrix.....:** WG
Date Sampled...: 08/11/08 12:06 **Date Received..:** 08/12/08
Prep Date.....: 08/12/08 **Analysis Date..:** 08/13/08
Prep Batch #...: 8225237
Dilution Factor: 1 **Initial Wgt/Vol:** 1050 mL **Final Wgt/Vol..:** 2 mL
Method.....: SW846 8270C

PARAMETER	RESULT	REPORTING LIMIT	UNITS	MDL
1,4-Dioxane	**4.6**	**1.0**	**ug/L**	**1.3**

SURROGATE	PERCENT RECOVERY	RECOVERY LIMITS
Nitrobenzene-d5	71	(27 - 111)
2-Fluorobiphenyl	63	(28 - 110)
Terphenyl-d14	101	(37 - 119)
Phenol-d5	21	(10 - 110)
2-Fluorophenol	36	(10 - 110)
2,4,6-Tribromophenol	74	(22 - 120)

Tetra Tech NUS, Inc

Client Sample ID: DMW-24S-081108

GC/MS Semivolatiles

Lot-Sample #...: A8H120110-004 **Work Order #...:** KT0RQ1AN **Matrix.....:** WG
Date Sampled...: 08/11/08 13:20 **Date Received..:** 08/12/08
Prep Date.....: 08/12/08 **Analysis Date..:** 08/13/08
Prep Batch #...: 8225237
Dilution Factor: 1 **Initial Wgt/Vol:** 1020 mL **Final Wgt/Vol..:** 2 mL
Method.....: SW846 8270C

PARAMETER	RESULT	REPORTING LIMIT	UNITS	MDL
1,4-Dioxane	ND	1.0	ug/L	1.3

SURROGATE	PERCENT RECOVERY	RECOVERY LIMITS
Nitrobenzene-d5	64	(27 - 111)
2-Fluorobiphenyl	57	(28 - 110)
Terphenyl-d14	108	(37 - 119)
Phenol-d5	20	(10 - 110)
2-Fluorophenol	34	(10 - 110)
2,4,6-Tribromophenol	72	(22 - 120)

Tetra Tech NUS, Inc

Client Sample ID: DMW-11I-081108

GC/MS Semivolatiles

Lot-Sample #...: A8H120110-005 **Work Order #...:** KT0RR1AN **Matrix.....:** WG
Date Sampled...: 08/11/08 13:26 **Date Received..:** 08/12/08
Prep Date.....: 08/12/08 **Analysis Date..:** 08/13/08
Prep Batch #...: 8225237
Dilution Factor: 1 **Initial Wgt/Vol:** 1050 mL **Final Wgt/Vol..:** 2 mL
Method.....: SW846 8270C

PARAMETER	RESULT	REPORTING LIMIT	UNITS	MDL
1,4-Dioxane	ND	1.0	ug/L	1.3

SURROGATE	PERCENT RECOVERY	RECOVERY LIMITS
Nitrobenzene-d5	68	(27 - 111)
2-Fluorobiphenyl	56	(28 - 110)
Terphenyl-d14	96	(37 - 119)
Phenol-d5	21	(10 - 110)
2-Fluorophenol	35	(10 - 110)
2,4,6-Tribromophenol	63	(22 - 120)

Tetra Tech NUS, Inc

Client Sample ID: MW-3-081108

GC/MS Semivolatiles

Lot-Sample #...: A8H120110-006 **Work Order #...:** KT0RT1AN **Matrix.....:** WG
Date Sampled...: 08/11/08 16:09 **Date Received..:** 08/12/08
Prep Date.....: 08/12/08 **Analysis Date..:** 08/13/08
Prep Batch #...: 8225237
Dilution Factor: 1 **Initial Wgt/Vol:** 1040 mL **Final Wgt/Vol..:** 2 mL
Method.....: SW846 8270C

PARAMETER	RESULT	REPORTING LIMIT	UNITS	MDL
1,4-Dioxane	ND	1.0	ug/L	1.3

SURROGATE	PERCENT RECOVERY	RECOVERY LIMITS
Nitrobenzene-d5	71	(27 - 111)
2-Fluorobiphenyl	56	(28 - 110)
Terphenyl-d14	97	(37 - 119)
Phenol-d5	19	(10 - 110)
2-Fluorophenol	33	(10 - 110)
2,4,6-Tribromophenol	69	(22 - 120)

Tetra Tech NUS, Inc

Client Sample ID: DMW-23S-081108

GC/MS Semivolatiles

Lot-Sample #...:	A8H120110-007	**Work Order #...:**	KT0RW1AN	**Matrix.....:**	WG
Date Sampled...:	08/11/08 16:10	**Date Received..:**	08/12/08		
Prep Date.....:	08/12/08	**Analysis Date..:**	08/13/08		
Prep Batch #...:	8225237				
Dilution Factor:	1	**Initial Wgt/Vol:**	1000 mL	**Final Wgt/Vol..:**	2 mL
		Method.....:	SW846 8270C		

PARAMETER	RESULT	REPORTING LIMIT	UNITS	MDL
1,4-Dioxane	**7.3**	**1.0**	**ug/L**	**1.3**

SURROGATE	PERCENT RECOVERY	RECOVERY LIMITS
Nitrobenzene-d5	77	(27 - 111)
2-Fluorobiphenyl	68	(28 - 110)
Terphenyl-d14	112	(37 - 119)
Phenol-d5	22	(10 - 110)
2-Fluorophenol	38	(10 - 110)
2,4,6-Tribromophenol	87	(22 - 120)

Tetra Tech NUS, Inc

Client Sample ID: DMW-8D-081408

GC/MS Semivolatiles

Lot-Sample #...: A8H150118-002 **Work Order #...:** KT7FD1AC **Matrix.....:** WG
Date Sampled...: 08/14/08 10:47 **Date Received..:** 08/15/08
Prep Date.....: 08/15/08 **Analysis Date..:** 08/19/08
Prep Batch #...: 8228163
Dilution Factor: 1 **Initial Wgt/Vol:** 1050 mL **Final Wgt/Vol..:** 2 mL
Method.....: SW846 8270C

PARAMETER	RESULT	REPORTING LIMIT	UNITS	MDL
1,4-Dioxane	**40**	**1.0**	**ug/L**	**1.3**

SURROGATE	PERCENT RECOVERY	RECOVERY LIMITS
Nitrobenzene-d5	67	(27 - 111)
2-Fluorobiphenyl	66	(28 - 110)
Terphenyl-d14	114	(37 - 119)
Phenol-d5	68	(10 - 110)
2-Fluorophenol	68	(10 - 110)
2,4,6-Tribromophenol	79	(22 - 120)

Tetra Tech NUS, Inc

Client Sample ID: DMW-8I-081408

GC/MS Semivolatiles

Lot-Sample #...:	A8H150118-003	**Work Order #...:**	KT7FE1AN	**Matrix.....:**	WG
Date Sampled...:	08/14/08 11:57	**Date Received..:**	08/15/08		
Prep Date.....:	08/15/08	**Analysis Date..:**	08/20/08		
Prep Batch #...:	8228163				
Dilution Factor:	4	**Initial Wgt/Vol:**	1050 mL	**Final Wgt/Vol..:**	2 mL
		Method.....:	SW846 8270C		

PARAMETER	RESULT	REPORTING LIMIT	UNITS	MDL
1,4-Dioxane	**110**	**4.0**	**ug/L**	5.2

SURROGATE	PERCENT RECOVERY	RECOVERY LIMITS
Nitrobenzene-d5	96 DIL	(27 - 111)
2-Fluorobiphenyl	84 DIL	(28 - 110)
Terphenyl-d14	92 DIL	(37 - 119)
Phenol-d5	76 DIL	(10 - 110)
2-Fluorophenol	74 DIL	(10 - 110)
2,4,6-Tribromophenol	83 DIL	(22 - 120)

NOTE(S):

DIL The concentration is estimated or not reported due to dilution or the presence of interfering analytes.

Tetra Tech NUS, Inc

Client Sample ID: DMW-8S-081408

GC/MS Semivolatiles

Lot-Sample #...: A8H150118-004 **Work Order #...:** KT7FF1AN **Matrix.....:** WG
Date Sampled...: 08/14/08 14:25 **Date Received..:** 08/15/08
Prep Date.....: 08/15/08 **Analysis Date..:** 08/19/08
Prep Batch #...: 8228163
Dilution Factor: 1 **Initial Wgt/Vol:** 1050 mL **Final Wgt/Vol..:** 2 mL
Method.....: SW846 8270C

PARAMETER	RESULT	REPORTING LIMIT	UNITS	MDL
1,4-Dioxane	**17**	**1.0**	**ug/L**	**1.3**

SURROGATE	PERCENT RECOVERY	RECOVERY LIMITS
Nitrobenzene-d5	75	(27 - 111)
2-Fluorobiphenyl	74	(28 - 110)
Terphenyl-d14	118	(37 - 119)
Phenol-d5	76	(10 - 110)
2-Fluorophenol	74	(10 - 110)
2,4,6-Tribromophenol	77	(22 - 120)

Tetra Tech NUS, Inc

Client Sample ID: DMW-1A-081508

GC/MS Semivolatiles

Lot-Sample #...: A8H160110-002	**Work Order #...:** KT9DV1AC	**Matrix.....:** WG	
Date Sampled...: 08/15/08 10:55	**Date Received..:** 08/16/08		
Prep Date.....: 08/17/08	**Analysis Date..:** 08/21/08		
Prep Batch #...: 8229058			
Dilution Factor: 10	**Initial Wgt/Vol:** 1030 mL	**Final Wgt/Vol..:** 2 mL	
	Method.....: SW846 8270C		

PARAMETER	RESULT	REPORTING LIMIT	UNITS	MDL
1,4-Dioxane	**220**	**10**	**ug/L**	**4.9**

SURROGATE	PERCENT RECOVERY	RECOVERY LIMITS
Nitrobenzene-d5	71 DIL	(27 - 111)
2-Fluorobiphenyl	69 DIL	(28 - 110)
Terphenyl-d14	92 DIL	(37 - 119)
Phenol-d5	62 DIL	(10 - 110)
2-Fluorophenol	60 DIL	(10 - 110)
2,4,6-Tribromophenol	80 DIL	(22 - 120)

NOTE(S):

DIL The concentration is estimated or not reported due to dilution or the presence of interfering analytes.

Tetra Tech NUS, Inc

Client Sample ID: DMW-1B-081508

GC/MS Semivolatiles

Lot-Sample #...: A8H160110-003 **Work Order #...:** KT9DW1AN **Matrix.....:** WG
Date Sampled...: 08/15/08 12:05 **Date Received..:** 08/16/08
Prep Date.....: 08/17/08 **Analysis Date..:** 08/21/08
Prep Batch #...: 8229058
Dilution Factor: 4 **Initial Wgt/Vol:** 1030 mL **Final Wgt/Vol..:** 2 mL
Method.....: SW846 8270C

PARAMETER	RESULT	REPORTING LIMIT	UNITS	MDL
1,4-Dioxane	**120**	**4.0**	**ug/L**	**2.0**

SURROGATE	PERCENT RECOVERY	RECOVERY LIMITS
Nitrobenzene-d5	70 DIL	(27 - 111)
2-Fluorobiphenyl	65 DIL	(28 - 110)
Terphenyl-d14	67 DIL	(37 - 119)
Phenol-d5	67 DIL	(10 - 110)
2-Fluorophenol	68 DIL	(10 - 110)
2,4,6-Tribromophenol	66 DIL	(22 - 120)

NOTE(S):

DIL The concentration is estimated or not reported due to dilution or the presence of interfering analytes.

Tetra Tech NUS, Inc

Client Sample ID: DMW-10I-081508

GC/MS Semivolatiles

Lot-Sample #...:	A8H160110-004	**Work Order #...:**	KT9DX1AN	**Matrix.....:**	WG
Date Sampled...:	08/15/08 15:02	**Date Received..:**	08/16/08		
Prep Date.....:	08/17/08	**Analysis Date..:**	08/20/08		
Prep Batch #...:	8229058				
Dilution Factor:	1	**Initial Wgt/Vol:**	1030 mL	**Final Wgt/Vol..:**	2 mL
		Method.....:	SW846 8270C		

PARAMETER	RESULT	REPORTING LIMIT	UNITS	MDL
1,4-Dioxane	**12**	**1.0**	**ug/L**	**0.49**

SURROGATE	PERCENT RECOVERY	RECOVERY LIMITS
Nitrobenzene-d5	56	(27 - 111)
2-Fluorobiphenyl	51	(28 - 110)
Terphenyl-d14	98	(37 - 119)
Phenol-d5	53	(10 - 110)
2-Fluorophenol	53	(10 - 110)
2,4,6-Tribromophenol	49	(22 - 120)

APPENDIX C

Support Documentation

CASE NARRATIVE

8H12110

The following report contains the analytical results for twelve water samples and three quality control samples submitted to TestAmerica North Canton by Tetra Tech NUS Inc. from the Martin State Airport Site. The samples were received August 12, 2008, August 15, 2008 and August 16, 2008, according to documented sample acceptance procedures.

This SDG consists of (3) laboratory ID's: A8H120110, A8H150118, and A8H160110.

TestAmerica utilizes USEPA approved methods in all analytical work. The samples presented in this report were analyzed for the parameter(s) listed on the analytical methods summary page in accordance with the method(s) indicated. Preliminary results were provided to Michael Martin, Tobrena Skeen, and Tony Apanavage on August 22, 2008 and August 25, 2008. A summary of QC data for these analyses is included at the back of the report.

TestAmerica North Canton attests to the validity of the laboratory data generated by TestAmerica facilities reported herein. All analyses performed by TestAmerica facilities were done using established laboratory SOPs that incorporate QA/QC procedures described in the applicable methods. TestAmerica's operations groups have reviewed the data for compliance with the laboratory QA/QC plan, and data have been found to be compliant with laboratory protocols unless otherwise noted below.

Any reference within this document to Severn Trent Laboratories, Inc. or STL, should be understood to refer to TestAmerica Laboratories, Inc. (formerly known as Severn Trent Laboratories, Inc.)

The test results in this report meet all NELAP requirements for parameters for which accreditation is required or available. Any exceptions to NELAP requirements are noted in this report. Pursuant to NELAP, this report may not be reproduced, except in full, without the written approval of the laboratory.

Please refer to the Quality Control Elements Narrative following this case narrative for additional quality control information.

If you have any questions, please call the Project Manager, Patrick J. O'Meara, at 330-497-9396.

This report is sequentially paginated. The final page of the report is labeled as "END OF REPORT."

CASE NARRATIVE (continued)

SUPPLEMENTAL QC INFORMATION

SAMPLE RECEIVING

The temperatures of the coolers upon sample receipt were 1.9, 2.0, 3.7, and 5.4°C.

GC/MS VOLATILES

The sample(s) that contained concentrations of target analyte(s) at a reportable level in the associated Method Blank(s) were flagged with "B". All target analytes in the Method Blank must be below the reporting limit (RL) or the associated sample(s) must be ND with the exception of common laboratory contaminants.

The sample(s) that contain results between the MDL and the RL were flagged with "J". There is a possibility of false positive or mis-identification at these quantitation levels. In analytical methods requiring confirmation of the analyte reported, confirmation was performed only down to the standard reporting limit (SRL). The acceptance criteria for QC samples may not be met at these quantitation levels.

2-Chloroethyl vinyl ether cannot be reliably recovered in an acid preserved sample.

GC/MS SEMIVOLATILES

The analytical results met the requirements of the laboratory's QA/QC program.

METALS

The sample(s) that contain results between the MDL and the RL were flagged with "B". There is the possibility of false positive or mis-identification at these quantitation levels. The acceptance criteria for the ICB, CCB, and Method Blank are +/- the standard reporting limit (SRL).

The sample(s) that contained concentrations of target analyte(s) at a reportable level in the associated Method Blank(s) were flagged with "J". Refer to the sample report pages for the affected analyte(s).

Matrix spike recovery and relative percent difference (RPD) data were not calculated for some analytes for DMW-24I-081108 and DMW-1A-081508 due to the sample concentration reading greater than four times the spike amount. See the Matrix Spike Report for the affected analytes which will be flagged with "NC, MSB".

CASE NARRATIVE (continued)

METALS (continued)

The matrix spike/matrix spike duplicate(s) for DMW-1A-081508 had recoveries outside acceptance limits. However, since the associated method blank(s) and laboratory control sample(s) were in control, no corrective action was necessary.

GENERAL CHEMISTRY

The sample(s) that contain results between the MDL and the RL were flagged with "B". There is the possibility of false positive or mis-identification at these quantitation levels. The acceptance criteria for the ICB, CCB, and Method Blank are +/- the standard reporting limit (SRL).

Chain of Custody Record

Temperature on Receipt _____

Drinking Water? Yes ☐ No ☐

TestAmerica
THE LEADER IN ENVIRONMENTAL TESTING

TAL-4124 (1007)

Client	Project Manager	Date	Chain of Custody Number
Tetra Tech NUS	Tony Aparavage	8-11-08	093931
Address	**Telephone Number (Area Code)/Fax Number**	**Lab Number**	**Page 1 of 1**
20251 Century Blvd Ste 200	(301) 528-3021		
City / **State** / **Zip Code**	**Site Contact**	**Lab Contact**	
Germantown / MD / 20874	Walt Pryor	Pat O'Meara	
Project Name and Location (State)	**Carrier/Waybill Number**		
Martin State Airport			
Contract/Purchase Order/Quote No.			

Sample I.D. No. and Description (Containers for each sample may be combined on one line)	Date	Time	Matrix: Air	Aqueous	Sed.	Soil	Containers & Preservatives: Unpres.	H2SO4	HNO3	HCl	NaOH	ZnAc/NaOH	Analysis: VOCs	TAL metals	Diss metals	1,4 Dioxane	Hex Chrom	Special Instructions/ Conditions of Receipt
TB-081108	8-11-08	0730		X						X			X					
DMW-24I-081108		1145		X			X		X	X			X	X	X	X	X	
DMW-11S-081108		1206		X			X		X	X			X	X	X	X	X	
DMW-24S-081108		1320		X			X		X	X			X	X	X	X	X	
DMW-11I-081108		1326		X			X		X	X			X	X	X	X	X	
~~Dup~~ MW-3-081108		1609		X			X		X	X			X	X	X	X	X	
DMW-23S-081108		1610		X			X		X	X			X	X	X	X	X	

Possible Hazard Identification
☐ Non-Hazard ☐ Flammable ☐ Skin Irritant ☐ Poison B ☐ Unknown

Sample Disposal
☐ Return To Client ☐ Disposal By Lab ☐ Archive For _____ Months
(A fee may be assessed if samples are retained longer than 1 month)

Turn Around Time Required
☐ 24 Hours ☐ 48 Hours ☐ 7 Days ☐ 14 Days ☐ 21 Days ☐ Other _____

QC Requirements (Specify)

	Relinquished By	Date	Time	Received By	Date	Time
1.	Walter R	8-11-08	1800	J Maldyo	8/11/08	9:00AM
2.						
3.						

Comments

DISTRIBUTION: WHITE - Returned to Client with Report; CANARY - Stays with the Sample; PINK - Field Copy

North Canton

Chain of Custody Record

Temperature on Receipt _____

Drinking Water? Yes ☐ No ☐

TestAmerica
THE LEADER IN ENVIRONMENTAL TESTING

TAL-4124 (1007)

Client: Tetra Tech NUS	Project Manager: Tony Apanavage	Date: 8-14-08	Chain of Custody Number: 093951
Address: 20251 Century Blvd STE 200	Telephone Number (Area Code)/Fax Number: (301) 528-3021	Lab Number:	Page 1 of 1
City: Germantown; State: MD; Zip Code: 20874	Site Contact: Walt Payson; Lab Contact: Pat O'Meara		
Project Name and Location (State): Martin State Airport	Carrier/Waybill Number:		
Contract/Purchase Order/Quote No.:			

Analysis (Attach list if more space is needed)

Sample I.D. No. and Description (Containers for each sample may be combined on one line)	Date	Time	Matrix: Air	Aqueous	Sed.	Soil	Containers & Preservatives: Unpres.	H2SO4	HNO3	HCl	NaOH	ZnAc/NaOH	VOCs	TAL metals	Diss metals	1,4 Dioxane	Hex Chrom	Special Instructions/ Conditions of Receipt
TB-081408	8-14-08	0730		X						X			X					
DMW-8D-081408	↓	1047		X			X		X	X			X	X	X	X	X	
DMW-8I-081408	↓	1157		X			X		X	X			X	X	X	X	X	
DMW-8S-081408	↓	1425		X			X		X	X			X	X	X	X	X	

Possible Hazard Identification: ☐ Non-Hazard ☐ Flammable ☐ Skin Irritant ☐ Poison B ☐ Unknown

Sample Disposal: ☐ Return To Client ☐ Disposal By Lab ☐ Archive For _____ Months (A fee may be assessed if samples are retained longer than 1 month)

Turn Around Time Required: ☐ 24 Hours ☐ 48 Hours ☐ 7 Days ☐ 14 Days ☐ 21 Days ☐ Other _____

QC Requirements (Specify)

	Date	Time		Date	Time
1. Relinquished By: Walt S Payson	8-14-08	1700	1. Received By: [signature]	8-15-8	9:00
2. Relinquished By			2. Received By		
3. Relinquished By			3. Received By		

Comments

DISTRIBUTION: WHITE - Returned to Client with Report; CANARY - Stays with the Sample; PINK - Field Copy

North Canton

32

Chain of Custody Record

TAL-4124 (1007)

Temperature on Receipt _____

Drinking Water? Yes ☐ No ☐

TestAmerica

THE LEADER IN ENVIRONMENTAL TESTING

Client: Tetra Tech NUS	Project Manager: Tony Apanavage	Date: 8-15-08	Chain of Custody Number: 093952
Address: 20251 Century Blvd STE 200	Telephone Number (Area Code)/Fax Number: (301) 528-3021	Lab Number:	Page 1 of 1
City: Germantown; State: MD; Zip Code: 20874	Site Contact: Walt Pryor; Lab Contact: Pat O'Meara		
Project Name and Location (State): Martin State Airport	Carrier/Waybill Number:		
Contract/Purchase Order/Quote No.:			

Analysis (Attach list if more space is needed)

Sample I.D. No. and Description (Containers for each sample may be combined on one line)	Date	Time	Matrix: Air	Aqueous	Sed.	Soil	Containers & Preservatives: Unpres.	H2SO4	HNO3	HCl	NaOH	ZnAc/NaOH	VOCs	TAL metals	Diss metals	1,4 Dioxane	Hex chrom	Special Instructions/ Conditions of Receipt
TB-081508	8-15-08	0730		X						X			X					
DMW-1A-081508	↓	1055		X			X		X	X			X	X	X	X	X	
DMW-1B-081508	↓	1205		X			X		X	X			X	X	X	X	X	
DMW-10I-081508	↓	1502		X			X		X	X			X	X	X	X	X	

Possible Hazard Identification: ☐ Non-Hazard ☐ Flammable ☐ Skin Irritant ☐ Poison B ☐ Unknown

Sample Disposal: ☐ Return To Client ☐ Disposal By Lab ☐ Archive For _____ Months (A fee may be assessed if samples are retained longer than 1 month)

Turn Around Time Required: ☐ 24 Hours ☐ 48 Hours ☐ 7 Days ☐ 14 Days ☐ 21 Days ☐ Other _____

QC Requirements (Specify)

	Date	Time		Date	Time
1. Relinquished By: Walt Pryor	8-15-08	1630	1. Received By: [signature]	8-16-08	0915
2. Relinquished By			2. Received By		
3. Relinquished By			3. Received By		

Comments

DISTRIBUTION: WHITE - Returned to Client with Report; CANARY - Stays with the Sample; PINK - Field Copy

North Canton

35

METHOD BLANK REPORT

GC/MS Volatiles

Client Lot #...: 8H12110 **Work Order #...:** KVF7X1AA **Matrix.....:** WATER
MB Lot-Sample #: A8H200000-275

Prep Date.....: 08/19/08 **Final Wgt/Vol..:** 5 mL
Analysis Date..: 08/19/08 **Prep Batch #...:** 8233275
Dilution Factor: 1 **Initial Wgt/Vol:** 5 mL

PARAMETER	RESULT	REPORTING LIMIT	UNITS	METHOD
Acetone	**1.3 J**	**5.0**	**ug/L**	**SW846 8260B**
Bromobenzene	ND	1.0	ug/L	SW846 8260B
Bromochloromethane	ND	1.0	ug/L	SW846 8260B
Bromodichloromethane	ND	1.0	ug/L	SW846 8260B
2-Butanone	ND	5.0	ug/L	SW846 8260B
n-Butylbenzene	ND	1.0	ug/L	SW846 8260B
sec-Butylbenzene	ND	1.0	ug/L	SW846 8260B
tert-Butylbenzene	ND	1.0	ug/L	SW846 8260B
Carbon disulfide	ND	1.0	ug/L	SW846 8260B
Dibromochloromethane	ND	1.0	ug/L	SW846 8260B
1,2-Dibromo-3-chloro-propane	ND	2.0	ug/L	SW846 8260B
2-Chloroethyl vinyl ether	ND	5.0	ug/L	SW846 8260B
2-Chlorotoluene	ND	1.0	ug/L	SW846 8260B
4-Chlorotoluene	ND	1.0	ug/L	SW846 8260B
1,2-Dibromoethane	ND	1.0	ug/L	SW846 8260B
Dibromomethane	ND	1.0	ug/L	SW846 8260B
1,2-Dichlorobenzene	ND	1.0	ug/L	SW846 8260B
1,3-Dichlorobenzene	ND	1.0	ug/L	SW846 8260B
1,4-Dichlorobenzene	ND	1.0	ug/L	SW846 8260B
Dichlorodifluoromethane	ND	1.0	ug/L	SW846 8260B
cis-1,2-Dichloroethene	ND	1.0	ug/L	SW846 8260B
trans-1,2-Dichloroethene	ND	1.0	ug/L	SW846 8260B
1,3-Dichloropropane	ND	1.0	ug/L	SW846 8260B
2,2-Dichloropropane	ND	1.0	ug/L	SW846 8260B
1,1-Dichloropropene	ND	1.0	ug/L	SW846 8260B
Trichlorofluoromethane	ND	1.0	ug/L	SW846 8260B
Hexachlorobutadiene	ND	1.0	ug/L	SW846 8260B
2-Hexanone	ND	5.0	ug/L	SW846 8260B
Isopropylbenzene	ND	1.0	ug/L	SW846 8260B
p-Isopropyltoluene	ND	1.0	ug/L	SW846 8260B
tert-Butyl alcohol	ND	20	ug/L	SW846 8260B
4-Methyl-2-pentanone	ND	5.0	ug/L	SW846 8260B
Naphthalene	ND	1.0	ug/L	SW846 8260B
n-Propylbenzene	ND	1.0	ug/L	SW846 8260B
Styrene	ND	1.0	ug/L	SW846 8260B
1,1,1,2-Tetrachloroethane	ND	1.0	ug/L	SW846 8260B
1,2,3-Trichlorobenzene	ND	1.0	ug/L	SW846 8260B
1,2,4-Trichloro-benzene	ND	1.0	ug/L	SW846 8260B
1,2,3-Trichloropropane	ND	1.0	ug/L	SW846 8260B

(Continued on next page)

Data File: \\cansvr11\dd\chem\MSV\a3ux11.i\J80819A.b\UXJ4615.D
Report Date: 19-Aug-2008 10:34

TestAmerica North Canton

CONTINUING CALIBRATION COMPOUNDS

Instrument ID: a3ux11.i Injection Date: 19-AUG-2008 09:39
Lab File ID: UXJ4615.D Init. Cal. Date(s): 04-APR-2007 04-AUG-2008
Analysis Type: WATER Init. Cal. Times: 11:08 13:47
Lab Sample ID: 50NG-CC Quant Type: ISTD
Method: \\cansvr11\dd\chem\MSV\a3ux11.i\J80819A.b\8260LLUX11.m

COMPOUND	RRF / AMOUNT	RF50	CCAL RRF50	MIN RRF	%D / %DRIFT	MAX %D / %DRIFT	CURVE TYPE
$ 4 Dibromofluoromethane	0.30243	0.31568	0.31568	0.010	-4.38126	50.00000	Averaged
$ 5 1,2-Dichloroethane-d4	0.35082	0.37235	0.37235	0.010	-6.13762	50.00000	Averaged
$ 6 Toluene-d8	1.73335	1.81664	1.81664	0.010	-4.80510	50.00000	Averaged
$ 7 Bromofluorobenzene	0.62110	0.63574	0.63574	0.010	-2.35739	50.00000	Averaged
8 Dichlorodifluoromethane	0.31756	0.29075	0.29075	0.010	8.44233	50.00000	Averaged
9 Chloromethane	0.43254	0.46539	0.46539	0.100	-7.59439	50.00000	Averaged
10 Vinyl Chloride	0.43913	0.48060	0.48060	0.010	-9.44480	20.00000	Averaged
11 Bromomethane	0.22530	0.26761	0.26761	0.010	-18.78339	50.00000	Averaged
12 Chloroethane	0.26754	0.31208	0.31208	0.010	-16.64755	50.00000	Averaged
13 Trichlorofluoromethane	0.33572	0.46876	0.46876	0.010	-39.63096	50.00000	Averaged
15 Acrolein	0.03484	0.04817	0.04817	0.010	-38.25302	50.00000	Averaged
16 Acetone	100	130	0.09176	0.010	-30.25545	0.000e+000	Wt Linear
17 1,1-Dichloroethene	0.40388	0.48275	0.48275	0.010	-19.52982	20.00000	Averaged
18 Freon-113	0.30390	0.33764	0.33764	0.010	-11.10443	50.00000	Averaged
19 Iodomethane	0.58992	0.72469	0.72469	0.010	-22.84553	50.00000	Averaged
20 Carbon Disulfide	0.83371	1.11449	1.11449	0.010	-33.67965	50.00000	Averaged
21 Methylene Chloride	50.00000	61.74185	0.52156	0.010	-23.48369	0.000e+000	Wt Linear
22 Acetonitrile	500	668	0.03933	0.010	-33.54777	0.000e+000	Wt Linear
23 Acrylonitrile	0.10041	0.11974	0.11974	0.010	-19.24774	50.00000	Averaged
24 Methyl tert-butyl ether	0.75533	0.85798	0.85798	0.010	-13.59019	50.00000	Averaged
25 trans-1,2-Dichloroethene	0.35611	0.42814	0.42814	0.010	-20.22862	50.00000	Averaged
26 Hexane	0.08120	0.08013	0.08013	0.010	1.32436	20.00000	Averaged
27 Vinyl acetate	0.55412	0.58793	0.58793	0.010	-6.10268	50.00000	Averaged
28 1,1-Dichloroethane	0.56189	0.65019	0.65019	0.100	-15.71371	50.00000	Averaged
29 tert-Butyl Alcohol	0.01979	0.02306	0.02306	0.010	-16.54729	50.00000	Averaged
30 2-Butanone	0.14017	0.13404	0.13404	0.010	4.37828	50.00000	Averaged
M 31 1,2-Dichloroethene (total)	0.37018	0.41193	0.41193	0.010	-11.27774	50.00000	Averaged
32 cis-1,2-dichloroethene	0.38426	0.39572	0.39572	0.010	-2.98268	50.00000	Averaged
33 2,2-Dichloropropane	0.25017	0.25611	0.25611	0.010	-2.37499	50.00000	Averaged
34 Bromochloromethane	0.19907	0.20985	0.20985	0.010	-5.41418	50.00000	Averaged
35 Chloroform	0.58263	0.65171	0.65171	0.010	-11.85597	20.00000	Averaged
36 Tetrahydrofuran	0.08804	0.08763	0.08763	0.010	0.46005	50.00000	Averaged
37 1,1,1-Trichloroethane	0.37456	0.45420	0.45420	0.010	-21.26306	50.00000	Averaged
38 1,1-Dichloropropene	0.47064	0.50657	0.50657	0.010	-7.63471	50.00000	Averaged
39 Carbon Tetrachloride	0.30704	0.44409	0.44409	0.010	-44.63505	50.00000	Averaged
40 1,2-Dichloroethane	0.42639	0.50138	0.50138	0.010	-17.58775	50.00000	Averaged
41 Benzene	1.61580	1.70885	1.70885	0.010	-5.75884	50.00000	Averaged
42 Trichloroethene	0.44288	0.46767	0.46767	0.010	-5.59724	50.00000	Averaged
43 1,2-Dichloropropane	0.39903	0.45091	0.45091	0.010	-13.00093	20.00000	Averaged
44 1,4-Dioxane	0.00329	0.00355	0.00355	0.010	-8.19120	50.00000	Averaged <-
45 Dibromomethane	0.22994	0.25175	0.25175	0.010	-9.48694	50.00000	Averaged
46 Bromodichloromethane	0.42276	0.50906	0.50906	0.010	-20.41219	50.00000	Averaged
47 2-Chloroethyl vinyl ether	0.24141	0.23749	0.23749	0.010	1.62320	50.00000	Averaged

Data File: \\cansvr11\dd\chem\MSV\a3ux11.i\J80819A.b\UXJ4615.D
Report Date: 19-Aug-2008 10:34

TestAmerica North Canton

CONTINUING CALIBRATION COMPOUNDS

Instrument ID: a3ux11.i
Lab File ID: UXJ4615.D
Analysis Type: WATER
Lab Sample ID: 50NG-CC
Method: \\cansvr11\dd\chem\MSV\a3ux11.i\J80819A.b\8260LLUX11.m

Injection Date: 19-AUG-2008 09:39
Init. Cal. Date(s): 04-APR-2007 04-AUG-2008
Init. Cal. Times: 11:08 13:47
Quant Type: ISTD

COMPOUND	RRF / AMOUNT	RF50	CCAL RRF50	MIN RRF	%D / %DRIFT	MAX %D / %DRIFT	CURVE TYPE	
48 cis-1,3-Dichloropropene	0.61147	0.67656	0.67656	0.010	-10.64370	50.00000	Averaged	
49 4-Methyl-2-pentanone	0.31064	0.31485	0.31485	0.010	-1.35307	50.00000	Averaged	
50 Toluene	2.22329	2.45940	2.45940	0.010	-10.61954	20.00000	Averaged	
51 trans-1,3-Dichloropropene	0.59779	0.67932	0.67932	0.010	-13.63990	50.00000	Averaged	
52 Ethyl Methacrylate	0.55683	0.57899	0.57899	0.010	-3.97873	50.00000	Averaged	
53 1,1,2-Trichloroethane	0.45799	0.48475	0.48475	0.010	-5.84427	50.00000	Averaged	
54 1,3-Dichloropropane	0.78315	0.85131	0.85131	0.010	-8.70344	50.00000	Averaged	
55 Tetrachloroethene	0.49348	0.53176	0.53176	0.010	-7.75676	50.00000	Averaged	
56 2-Hexanone	0.24013	0.24916	0.24916	0.010	-3.75993	50.00000	Averaged	
57 Dibromochloromethane	0.38634	0.45888	0.45888	0.010	-18.77627	50.00000	Averaged	
58 1,2-Dibromoethane	0.43789	0.46330	0.46330	0.010	-5.80335	50.00000	Averaged	
59 Chlorobenzene	1.47229	1.57125	1.57125	0.300	-6.72117	50.00000	Averaged	
60 1,1,1,2-Tetrachloroethane	0.44925	0.50980	0.50980	0.010	-13.47865	50.00000	Averaged	
61 Ethylbenzene	0.78918	0.86060	0.86060	0.010	-9.04916	20.00000	Averaged	
62 m + p-Xylene	0.99501	1.09105	1.09105	0.010	-9.65240	50.00000	Averaged	
M 63 Xylenes (total)	0.96530	1.05815	1.05815	0.010	-9.61935	50.00000	Averaged	
64 Xylene-o	0.90588	0.99236	0.99236	0.010	-9.54673	50.00000	Averaged	
65 Styrene	1.55645	1.73683	1.73683	0.010	-11.58911	50.00000	Averaged	
66 Bromoform	50.00000	52.40058	0.28819	0.100	-4.80116	0.000e+000	Wt Linear	
67 Isopropylbenzene	1.93598	2.02632	2.02632	0.010	-4.66665	50.00000	Averaged	
68 1,1,2,2-Tetrachloroethane	0.96611	0.96392	0.96392	0.300	0.22598	50.00000	Averaged	
69 1,4-Dichloro-2-butene	0.22056	0.23490	0.23490	0.010	-6.50110	50.00000	Averaged	
70 1,2,3-Trichloropropane	0.28688	0.28092	0.28092	0.010	2.07843	50.00000	Averaged	
71 Bromobenzene	1.16320	1.15448	1.15448	0.010	0.74981	50.00000	Averaged	
72 n-Propylbenzene	1.20938	1.23232	1.23232	0.010	-1.89683	50.00000	Averaged	
73 2-Chlorotoluene	1.07428	1.08654	1.08654	0.010	-1.14098	50.00000	Averaged	
74 1,3,5-Trimethylbenzene	3.44687	3.55183	3.55183	0.010	-3.04515	50.00000	Averaged	
75 4-Chlorotoluene	1.09821	1.15802	1.15802	0.010	-5.44701	50.00000	Averaged	
76 tert-Butylbenzene	3.00487	3.07331	3.07331	0.010	-2.27762	50.00000	Averaged	
77 1,2,4-Trimethylbenzene	3.54144	3.74811	3.74811	0.010	-5.83556	50.00000	Averaged	
78 sec-Butylbenzene	4.28387	4.23367	4.23367	0.010	1.17184	50.00000	Averaged	
79 4-Isopropyltoluene	3.59755	3.70355	3.70355	0.010	-2.94643	50.00000	Averaged	
80 1,3-Dichlorobenzene	2.25266	2.24716	2.24716	0.010	0.24429	50.00000	Averaged	
81 1,4-Dichlorobenzene	2.35642	2.33914	2.33914	0.010	0.73361	50.00000	Averaged	
82 n-Butylbenzene	3.00277	2.99145	2.99145	0.010	0.37706	50.00000	Averaged	
83 1,2-Dichlorobenzene	2.16886	2.17071	2.17071	0.010	-0.08537	50.00000	Averaged	
84 1,2-Dibromo-3-chloropropane	0.16717	0.14870	0.14870	0.010	11.04699	50.00000	Averaged	
85 1,2,4-Trichlorobenzene	1.42736	1.12018	1.12018	0.010	21.52049	50.00000	Averaged	
86 Hexachlorobutadiene	0.63136	0.56394	0.56394	0.010	10.67785	50.00000	Averaged	
87 Naphthalene	2.88998	1.76259	1.76259	0.010	39.01034	50.00000	Averaged	
88 1,2,3-Trichlorobenzene	1.16090	0.47902	0.47902	0.010	58.73686	50.00000	Averaged	<-
98 Cyclohexane	0.68929	0.68991	0.68991	0.010	-0.09011	50.00000	Averaged	
143 Methyl Acetate	0.19800	0.23571	0.23571	0.010	-19.04460	50.00000	Averaged	

Tetra Tech NUS **INTERNAL CORRESPONDENCE**

TO: **A. APANAVAGE** **DATE:** **OCTOBER 17, 2008**

FROM: **JOSEPH KALINYAK** **COPIES:** **DV FILE**

SUBJECT: **ORGANIC DATA VALIDATION - VOA/SVOA**
MARTIN STATE AIRPORT
SDG 8H19109

SAMPLES: 16/Aqueous/VOC

DMW-17I-082008	DMW-17S-082008	DMW-1S-081808
DMW-6D-082008	DMW-6I-082008	MSA-DMW25I-081908
MSA-DMW25S-081908	MSA-MW22D-081908	MW-2-081808
MW-22I-081808	MW-23D-081808	MW-23I-081808
MW-4-081808	TB-081808	TB-082008
TB-080808		

13/Aqueous/SVOC

DMW-17I-082008	DMW-17S-082008	DMW-1S-081808
DMW-6D-082008	DMW-6I-082008	MSA-DMW25I-081908
MSA-DMW25S-081908	MSA-MW22D-081908	MW-2-081808
MW-22I-081808	MW-23D-081808	MW-23I-081808
MW-4-081808		

Overview

The sample set for Lockheed Martin State Airport, SDG 8H19109 consists of thirteen (13) aqueous environmental samples and three (3) trip blanks. The thirteen aqueous samples were analyzed for Target Compound List (TCL) volatile organic compounds (VOC) and the semi-volatile organic compound (SVOC) 1,4-dioxane. The trip blanks were only analyzed for VOC compounds. There were no field duplicates associated with this data set.

The samples were collected by Tetra Tech on August 18, 19, and 20, 2008 and analyzed by Test America Corporation. All analyses were conducted in accordance with SW-846 Methods 8260B and 8270C analytical and reporting protocols.

The data contained in this SDG was validated with regard to the following parameters: data completeness, holding times, GCMS tuning, initial/continuing calibrations, laboratory method blank results, surrogate spike recoveries, blank spike/blank spike duplicate results, internal standard recoveries, chromatographic resolution, compound identification, compound quantitation, field duplicate precision, and detection limits. Areas of concern are listed below.

Major

- The VOC average RRF value was <0.05 the quality control limit for tert-butyl alcohol for the initial calibration performed on instrument A3UX15 on 08/12/08 and all continuing calibration checks. All sample non-detected results were qualified rejected, (UR), and sample positive results were qualified biased low, (L) except for those previously qualified due to blank contamination.

Minor

- Positive results reported below the reporting limit (RL) but above the method detection limit (MDL) for the organic analyses were qualified as estimated, (J).

- The following analytes were detected in the method blank or the trip blank.

Analyte	Maximum Concentration	Action Level
Acetone [1]	1.40 µg/l	14.0 µg/l
Tert-Butyl alcohol [1]	4.00 µg/l	20.0 µg/l
1,2,3-Trichlorobenzene [1]	0.18 µg/	0.90 µg/
Acetone [2]	4.00 µg/l	40.0 µg/l
Tert-Butyl alcohol [2]	5.40 µg/l	27.0 µg/l
Acetone [3]	4.00 µg/l	40.0 µg/l
Tert-Butyl alcohol [3]	7.20 µg/l	72.0 µg/l
Naphthalene [3]	0.28 µg/l	1.40 µg/l
1,2,3-Trichlorobenzene [3]	0.26 µg/l	1.30 µg/l
1,2,4-Trichlorobenzene [3]	0.19 µg/l	0.95 µg/l
1,2,3-Trimethylbenzene [3]	0.027 µg/l	0.135 µg/l
Methylene chloride [3]	0.68 µg/l	3.40 µg/l
Acetone [4]	13.0 µg/l	130.0 µg/l
Tert-Butyl alcohol [4]	8.00 µg/l	40.0 µg/l
1,2-Dichloroethane [4]	0.62 µg/l	3.10 µg/l
Methylene chloride [4]	3.10 µg/l	31.0 µg/l
Trichloroethene [4]	0.38 µg/l	1.90 µg/l
Acetone [5]	14.0 µg/l	140.0 µg/l
Tert-Butyl alcohol [5]	6.20 µg/l	31.0 µg/l
1,2-Dichloroethane [5]	0.65 µg/l	3.25 µg/l
Methylene chloride [5]	2.80 µg/l	28.0 µg/l
Trichloroethene [5]	0.35 µg/l	1.75 µg/l
Acetone [6]	7.80 µg/l	78.0 µg/l
Tert-Butyl alcohol [6]	7.60 µg/l	38.0 µg/l
1,2-Dichloroethane [6]	0.97 µg/l	4.85 µg/l
Methylene chloride [6]	4.70 µg/l	47.0 µg/l
Trichloroethene [6]	0.72 µg/l	3.60 µg/l

(1) Maximum concentration detected in the method blank KVPL41AA affecting samples MSA-MW22D-081908, MSA-DMW25S-081908, MSA-DMW25I-081908 and TRIP BLANK.

(2) Maximum concentration detected in the method blank KVVEA1AA affecting samples TB-081808, MW-2-081808, DMW-1S-081808, MW-22I-081808, MW-4-081808, TB-082008, DMW-6I-082008, DMW-17I-082008, DMW-6D-082008, and DMW-17S-082008.

(3) Maximum concentration detected in the method blank KVXKD1AA affecting samples MW-23D-081808 and MW-23I-081808.

(4) Maximum concentration detected in the trip blank TB-081808 affecting SDG samples sampled on 08/18/08.

(5) Maximum concentration detected in the trip blank TRIP BLANK affecting SDG samples sampled on 08/19/08.

(6) Maximum concentration detected in the trip blank TB-08208 affecting SDG samples sampled on 08/20/08.

An action level of 10X the maximum contaminant level for the common laboratory contaminants acetone, 2-butanone and methylene chloride and 5X the maximum contaminant level for all other analytes has been used to evaluate sample data for blank contamination. Sample aliquot and dilution factors, if applicable, were taken into consideration when evaluating for blank contamination for each individual sample. Positive results for these compounds reported at concentrations below the action level were qualified, (B), as a result of blank contamination.

Notes

The continuing calibration verification %D was greater than 25% (but less than 50%) the quality control limit for acetone, vinyl acetate and 1,1,2,2-tetrachloroethane on instrument A3UX15 on 08/22/08 @ 09:37. All affected samples had non-detects for vinyl acetate and 1,1,2,2-tetrachloroethane which were not qualified. The acetone positive results for the associated samples were qualified for trip blank contamination and no further qualification was necessary.

The continuing calibration verification %D was greater than 25% (but less than 50%) the quality control limit for acetone, vinyl acetate, 2,2-dichloropropane, and 1,1,2,2-tetrachloroethane on instrument A3UX15 on 08/26/08 @ 09:32. All affected samples had non-detects for vinyl acetate, 2,2-dichloropropane, and 1,1,2,2-tetrachloroethane which were not qualified. The acetone positive results for the associated samples were qualified for trip blank contamination and no further qualification was necessary.

The continuing calibration verification %D was greater than 25% (but less than 50%) the quality control limit for bromoform, acetone and 1,2,3-trichlorobenzene on instrument A3UX15 on 08/27/08 @ 09:39. All affected samples had non-detects for bromoform and 1,2,3-trichlorobenzene which were not qualified. The acetone positive results for the associated samples were qualified for trip blank contamination and no further qualification was necessary.

Samples DMW-6I-082008 had an SVOC surrogate recovery greater than the quality control limit for surrogate terphenyl-d14. No sample results were qualified as a result of this since it was only a single surrogate that exceeded the quality control limit.

Executive Summary

Laboratory Performance: The VOC initial and continuing calibration RRF for tert-butyl alcohol was <0.05, the quality control limit. There was blank contamination in both the VOC method blanks and the VOC trip blanks.

Other Factors Affecting Data Quality: Dilutions were performed on samples for VOC analyses affecting detection and reporting limits. One SVOC surrogate recovery exceeded the quality control limits.

The data for these analyses were reviewed with reference to Region III modifications to U.S. EPA National Functional Guidelines for Organic Data Validation (Sept. 1994). The text of this report has been formulated to address only those problem areas affecting data quality.

Tetra Tech NUS
Joseph Kalinyak
Chemist/Data Validator

Tetra Tech NUS
Joseph A. Samchuck
Quality Assurance Officer

Attachments:
Appendix A – Qualified Analytical Results
Appendix B – Results as Reported by the Laboratory
Appendix C – Support Documentation

Appendix A

Qualified Analytical Results

Qualifier Codes:

A = Lab Blank Contamination
B = Field Blank Contamination
C = Calibration Noncompliance (i.e., % RSDs, %Ds, ICVs, CCVs, RRFs, etc.)
C01 = GC/MS Tuning Noncompliance
D = MS/MSD Recovery Noncompliance
E = LCS/LCSD Recovery Noncompliance
F = Lab Duplicate Imprecision
G = Field Duplicate Imprecision
H = Holding Time Exceedance
I = ICP Serial Dilution Noncompliance
J = GFAA PDS - GFAA MSA's $r < 0.995$
K = ICP Interference - includes ICS % R Noncompliance
L = Instrument Calibration Range Exceedance
M = Sample Preservation Noncompliance
N = Internal Standard Noncompliance
N01 = Internal Standard Recovery Noncompliance Dioxins
N02 = Recovery Standard Noncompliance Dioxins
N03 = Clean-up Standard Noncompliance Dioxins
O = Poor Instrument Performance (i.e., base-time drifting)
P = Uncertainty near detection limit (< 2 x IDL for inorganics and <CRQL for organics)
Q = Other problems (can encompass a number of issues; i.e.chromatography,interferences, etc.)
R = Surrogates Recovery Noncompliance
S = Pesticide/PCB Resolution
T = % Breakdown Noncompliance for DDT and Endrin
U = % Difference between columns/detectors >25% for positive results determined via GC/HPLC
V = Non-linear calibrations; correlation coefficient $r < 0.995$
W = EMPC result
X = Signal to noise response drop
Y = Percent solids <30%
Z = Uncertainty at 2 sigma deviation is less than sample activity

PROJ_NO: 01660

SDG: 8H19109 MEDIA: WATER DATA FRACTION: OV

nsample	DMW-17I-082008DL
samp_date	8/20/2008
lab_id	A8H210130003
qc_type	NM
units	UG/L
Pct_Solids	
DUP_OF:	

Parameter	Result	Val Qual	Qual Code
1,1,1,2-TETRACHLOROETHANE	8	U	
1,1,1-TRICHLOROETHANE	8	U	
1,1,2,2-TETRACHLOROETHANE	8	U	
1,1,2-TRICHLOROTRIFLUOROETHANE	8	U	
1,1-DICHLOROETHANE	8	U	
1,1-DICHLOROETHENE	8	U	
1,1-DICHLOROPROPENE	8	U	
1,2,3-TRICHLOROBENZENE	8	U	
1,2,3-TRICHLOROPROPANE	8	U	
1,2,3-TRIMETHYLBENZENE	40	U	
1,2,4-TRICHLOROBENZENE	8	U	
1,2,4-TRIMETHYLBENZENE	8	U	
1,2-DIBROMO-3-CHLOROPROPANE	16	U	
1,2-DIBROMOETHANE	8	U	
1,2-DICHLOROBENZENE	8	U	
1,2-DICHLOROETHANE	2.5	B	B
1,2-DICHLOROPROPANE	8	U	
1,3-DICHLOROBENZENE	8	U	
1,3-DICHLOROPROPANE	8	U	
1,4-DICHLOROBENZENE	8	U	
2,2-DICHLOROPROPANE	8	U	
2-BUTANONE	40	U	
2-CHLOROETHYL VINYL ETHER	40	U	
2-CHLOROTOLUENE	8	U	
2-HEXANONE	40	U	
4-CHLOROTOLUENE	8	U	
4-ISOPROPYLTOLUENE	8	U	
4-METHYL-2-PENTANONE	40	U	
ACETONE	26	B	B
BENZENE	8	U	
BROMOBENZENE	8	U	
BROMOCHLOROMETHANE	8	U	

nsample	DMW-17I-082008DL
samp_date	8/20/2008
lab_id	A8H210130003
qc_type	NM
units	UG/L
Pct_Solids	
DUP_OF:	

Parameter	Result	Val Qual	Qual Code
BROMODICHLOROMETHANE	8	U	
BROMOFORM	8	U	
BROMOMETHANE	8	U	
CARBON DISULFIDE	8	U	
CARBON TETRACHLORIDE	8	U	
CHLOROBENZENE	8	U	
CHLORODIBROMOMETHANE	8	U	
CHLOROETHANE	8	U	
CHLOROFORM	8	U	
CHLOROMETHANE	8	U	
CIS-1,2-DICHLOROETHENE	290		
CIS-1,3-DICHLOROPROPENE	8	U	
DIBROMOMETHANE	8	U	
DICHLORODIFLUOROMETHANE	8	U	
DIISOPROPYL ETHER	40	U	
ETHYL TERT-BUTYL ETHER	40	U	
ETHYLBENZENE	8	U	
HEXACHLOROBUTADIENE	8	U	
ISOPROPYLBENZENE	8	U	
M+P-XYLENES	16	U	
METHYL TERT-BUTYL ETHER	40	U	
METHYLENE CHLORIDE	3.3	B	B
NAPHTHALENE	8	U	
N-BUTYLBENZENE	8	U	
N-PROPYLBENZENE	8	U	
O-XYLENE	8	U	
SEC-BUTYLBENZENE	8	U	
STYRENE	8	U	
TERT-AMYL METHYL ETHER	40	U	
TERT-BUTYLBENZENE	8	U	
TERTIARY-BUTYL ALCOHOL	62	B	B
TETRACHLOROETHENE	8	U	

nsample	DMW-17I-082008DL
samp_date	8/20/2008
lab_id	A8H210130003
qc_type	NM
units	UG/L
Pct_Solids	
DUP_OF:	

Parameter	Result	Val Qual	Qual Code
TOLUENE	8	U	
TOTAL XYLENES	16	U	
TRANS-1,2-DICHLOROETHENE	8	U	
TRANS-1,3-DICHLOROPROPENE	8	U	
TRICHLOROETHENE	92		
TRICHLOROFLUOROMETHANE	8	U	
VINYL ACETATE	16	U	
VINYL CHLORIDE	22		

PROJ_NO: 01660

SDG: 8H19109 MEDIA: WATER DATA FRACTION: OV

nsample	DMW-17S-082008
samp_date	8/20/2008
lab_id	A8H210130005
qc_type	NM
units	UG/L
Pct_Solids	
DUP_OF:	

Parameter	Result	Val Qual	Qual Code
1,1,1,2-TETRACHLOROETHANE	1	U	
1,1,1-TRICHLOROETHANE	1	U	
1,1,2,2-TETRACHLOROETHANE	1	U	
1,1,2-TRICHLOROTRIFLUOROETHANE	1	U	
1,1-DICHLOROETHANE	1	U	
1,1-DICHLOROETHENE	1	U	
1,1-DICHLOROPROPENE	1	U	
1,2,3-TRICHLOROBENZENE	1	U	
1,2,3-TRICHLOROPROPANE	1	U	
1,2,3-TRIMETHYLBENZENE	5	U	
1,2,4-TRICHLOROBENZENE	1	U	
1,2,4-TRIMETHYLBENZENE	1	U	
1,2-DIBROMO-3-CHLOROPROPANE	2	U	
1,2-DIBROMOETHANE	1	U	
1,2-DICHLOROBENZENE	1	U	
1,2-DICHLOROETHANE	1	U	
1,2-DICHLOROPROPANE	1	U	
1,3-DICHLOROBENZENE	1	U	
1,3-DICHLOROPROPANE	1	U	
1,4-DICHLOROBENZENE	1	U	
2,2-DICHLOROPROPANE	1	U	
2-BUTANONE	0.74	J	P
2-CHLOROETHYL VINYL ETHER	5	U	
2-CHLOROTOLUENE	1	U	
2-HEXANONE	5	U	
4-CHLOROTOLUENE	1	U	
4-ISOPROPYLTOLUENE	1	U	
4-METHYL-2-PENTANONE	5	U	
ACETONE	1.8	B	B
BENZENE	1	U	
BROMOBENZENE	1	U	
BROMOCHLOROMETHANE	1	U	

nsample	DMW-17S-082008
samp_date	8/20/2008
lab_id	A8H210130005
qc_type	NM
units	UG/L
Pct_Solids	
DUP_OF:	

Parameter	Result	Val Qual	Qual Code
BROMODICHLOROMETHANE	1	U	
BROMOFORM	1	U	
BROMOMETHANE	1	U	
CARBON DISULFIDE	1	U	
CARBON TETRACHLORIDE	1	U	
CHLOROBENZENE	1	U	
CHLORODIBROMOMETHANE	1	U	
CHLOROETHANE	1	U	
CHLOROFORM	1	U	
CHLOROMETHANE	1	U	
CIS-1,2-DICHLOROETHENE	1	U	
CIS-1,3-DICHLOROPROPENE	1	U	
DIBROMOMETHANE	1	U	
DICHLORODIFLUOROMETHANE	1	U	
DIISOPROPYL ETHER	5	U	
ETHYL TERT-BUTYL ETHER	5	U	
ETHYLBENZENE	1	U	
HEXACHLOROBUTADIENE	1	U	
ISOPROPYLBENZENE	1	U	
M+P-XYLENES	2	U	
METHYL TERT-BUTYL ETHER	5	U	
METHYLENE CHLORIDE	1	U	
NAPHTHALENE	1	U	
N-BUTYLBENZENE	1	U	
N-PROPYLBENZENE	1	U	
O-XYLENE	1	U	
SEC-BUTYLBENZENE	1	U	
STYRENE	1	U	
TERT-AMYL METHYL ETHER	5	U	
TERT-BUTYLBENZENE	1	U	
TERTIARY-BUTYL ALCOHOL	5.6	B	B
TETRACHLOROETHENE	1	U	

nsample	DMW-17S-082008
samp_date	8/20/2008
lab_id	A8H210130005
qc_type	NM
units	UG/L
Pct_Solids	
DUP_OF:	

Parameter	Result	Val Qual	Qual Code
TOLUENE	1	U	
TOTAL XYLENES	2	U	
TRANS-1,2-DICHLOROETHENE	1	U	
TRANS-1,3-DICHLOROPROPENE	1	U	
TRICHLOROETHENE	1	U	
TRICHLOROFLUOROMETHANE	1	U	
VINYL ACETATE	2	U	
VINYL CHLORIDE	0.54	J	P

PROJ_NO: 01660

SDG: 8H19109 MEDIA: WATER DATA FRACTION: OV

nsample	DMW-1S-081808DL
samp_date	8/18/2008
lab_id	A8H190109005
qc_type	NM
units	UG/L
Pct_Solids	
DUP_OF:	

Parameter	Result	Val Qual	Qual Code
1,1,1,2-TETRACHLOROETHANE	29	U	
1,1,1-TRICHLOROETHANE	29	U	
1,1,2,2-TETRACHLOROETHANE	29	U	
1,1,2-TRICHLOROTRIFLUOROETHANE	29	U	
1,1-DICHLOROETHANE	29	U	
1,1-DICHLOROETHENE	29	U	
1,1-DICHLOROPROPENE	29	U	
1,2,3-TRICHLOROBENZENE	29	U	
1,2,3-TRICHLOROPROPANE	29	U	
1,2,3-TRIMETHYLBENZENE	140	U	
1,2,4-TRICHLOROBENZENE	29	U	
1,2,4-TRIMETHYLBENZENE	29	U	
1,2-DIBROMO-3-CHLOROPROPANE	57	U	
1,2-DIBROMOETHANE	29	U	
1,2-DICHLOROBENZENE	29	U	
1,2-DICHLOROETHANE	29	U	
1,2-DICHLOROPROPANE	29	U	
1,3-DICHLOROBENZENE	29	U	
1,3-DICHLOROPROPANE	29	U	
1,4-DICHLOROBENZENE	29	U	
2,2-DICHLOROPROPANE	29	U	
2-BUTANONE	140	U	
2-CHLOROETHYL VINYL ETHER	140	U	
2-CHLOROTOLUENE	29	U	
2-HEXANONE	140	U	
4-CHLOROTOLUENE	29	U	
4-ISOPROPYLTOLUENE	29	U	
4-METHYL-2-PENTANONE	140	U	
ACETONE	110	B	B
BENZENE	29	U	
BROMOBENZENE	29	U	
BROMOCHLOROMETHANE	29	U	

nsample	DMW-1S-081808DL
samp_date	8/18/2008
lab_id	A8H190109005
qc_type	NM
units	UG/L
Pct_Solids	
DUP_OF:	

Parameter	Result	Val Qual	Qual Code
BROMODICHLOROMETHANE	29	U	
BROMOFORM	29	U	
BROMOMETHANE	29	U	
CARBON DISULFIDE	29	U	
CARBON TETRACHLORIDE	29	U	
CHLOROBENZENE	720		
CHLORODIBROMOMETHANE	29	U	
CHLOROETHANE	29	U	
CHLOROFORM	29	U	
CHLOROMETHANE	29	U	
CIS-1,2-DICHLOROETHENE	110		
CIS-1,3-DICHLOROPROPENE	29	U	
DIBROMOMETHANE	29	U	
DICHLORODIFLUOROMETHANE	29	U	
DIISOPROPYL ETHER	140	U	
ETHYL TERT-BUTYL ETHER	140	U	
ETHYLBENZENE	29	U	
HEXACHLOROBUTADIENE	29	U	
ISOPROPYLBENZENE	29	U	
M+P-XYLENES	57	U	
METHYL TERT-BUTYL ETHER	140	U	
METHYLENE CHLORIDE	29	U	
NAPHTHALENE	29	U	
N-BUTYLBENZENE	29	U	
N-PROPYLBENZENE	29	U	
O-XYLENE	29	U	
SEC-BUTYLBENZENE	29	U	
STYRENE	29	U	
TERT-AMYL METHYL ETHER	140	U	
TERT-BUTYLBENZENE	29	U	
TERTIARY-BUTYL ALCOHOL	320	B	B
TETRACHLOROETHENE	29	U	

nsample	DMW-1S-081808DL
samp_date	8/18/2008
lab_id	A8H190109005
qc_type	NM
units	UG/L
Pct_Solids	
DUP_OF:	

Parameter	Result	Val Qual	Qual Code
TOLUENE	29	U	
TOTAL XYLENES	57	U	
TRANS-1,2-DICHLOROETHENE	29	U	
TRANS-1,3-DICHLOROPROPENE	29	U	
TRICHLOROETHENE	20	B	B
TRICHLOROFLUOROMETHANE	29	U	
VINYL ACETATE	57	U	
VINYL CHLORIDE	57		

PROJ_NO: 01660

SDG: 8H19109 MEDIA: WATER DATA FRACTION: OV

nsample	DMW-6D-082008	nsample	DMW-6D-082008	nsample	DMW-6D-082008
samp_date	8/20/2008	samp_date	8/20/2008	samp_date	8/20/2008
lab_id	A8H210130004	lab_id	A8H210130004	lab_id	A8H210130004
qc_type	NM	qc_type	NM	qc_type	NM
units	UG/L	units	UG/L	units	UG/L
Pct_Solids		Pct_Solids		Pct_Solids	
DUP_OF:		DUP_OF:		DUP_OF:	

Parameter	Result	Val Qual	Qual Code
1,1,1,2-TETRACHLOROETHANE	1	U	
1,1,1-TRICHLOROETHANE	1	U	
1,1,2,2-TETRACHLOROETHANE	1	U	
1,1,2-TRICHLOROTRIFLUOROETHANE	1	U	
1,1-DICHLOROETHANE	1	U	
1,1-DICHLOROETHENE	1	U	
1,1-DICHLOROPROPENE	1	U	
1,2,3-TRICHLOROBENZENE	0.27	B	A
1,2,3-TRICHLOROPROPANE	1	U	
1,2,3-TRIMETHYLBENZENE	5	U	
1,2,4-TRICHLOROBENZENE	1	U	
1,2,4-TRIMETHYLBENZENE	1	U	
1,2-DIBROMO-3-CHLOROPROPANE	2	U	
1,2-DIBROMOETHANE	1	U	
1,2-DICHLOROBENZENE	1	U	
1,2-DICHLOROETHANE	1	U	
1,2-DICHLOROPROPANE	1	U	
1,3-DICHLOROBENZENE	1	U	
1,3-DICHLOROPROPANE	1	U	
1,4-DICHLOROBENZENE	1	U	
2,2-DICHLOROPROPANE	1	U	
2-BUTANONE	5	U	
2-CHLOROETHYL VINYL ETHER	5	U	
2-CHLOROTOLUENE	1	U	
2-HEXANONE	5	U	
4-CHLOROTOLUENE	1	U	
4-ISOPROPYLTOLUENE	1	U	
4-METHYL-2-PENTANONE	5	U	
ACETONE	2.8	B	B
BENZENE	1	U	
BROMOBENZENE	1	U	
BROMOCHLOROMETHANE	1	U	

Parameter	Result	Val Qual	Qual Code
BROMODICHLOROMETHANE	1	U	
BROMOFORM	1	U	
BROMOMETHANE	1	U	
CARBON DISULFIDE	1	U	
CARBON TETRACHLORIDE	1	U	
CHLOROBENZENE	1	U	
CHLORODIBROMOMETHANE	1	U	
CHLOROETHANE	1	U	
CHLOROFORM	1	U	
CHLOROMETHANE	1	U	
CIS-1,2-DICHLOROETHENE	1	U	
CIS-1,3-DICHLOROPROPENE	1	U	
DIBROMOMETHANE	1	U	
DICHLORODIFLUOROMETHANE	1	U	
DIISOPROPYL ETHER	5	U	
ETHYL TERT-BUTYL ETHER	5	U	
ETHYLBENZENE	1	U	
HEXACHLOROBUTADIENE	1	U	
ISOPROPYLBENZENE	1	U	
M+P-XYLENES	2	U	
METHYL TERT-BUTYL ETHER	5	U	
METHYLENE CHLORIDE	1	U	
NAPHTHALENE	0.32	J	P
N-BUTYLBENZENE	1	U	
N-PROPYLBENZENE	1	U	
O-XYLENE	1	U	
SEC-BUTYLBENZENE	1	U	
STYRENE	1	U	
TERT-AMYL METHYL ETHER	5	U	
TERT-BUTYLBENZENE	1	U	
TERTIARY-BUTYL ALCOHOL	6.6	B	B
TETRACHLOROETHENE	1	U	

Parameter	Result	Val Qual	Qual Code
TOLUENE	1	U	
TOTAL XYLENES	2	U	
TRANS-1,2-DICHLOROETHENE	1	U	
TRANS-1,3-DICHLOROPROPENE	1	U	
TRICHLOROETHENE	1	U	
TRICHLOROFLUOROMETHANE	1	U	
VINYL ACETATE	2	U	
VINYL CHLORIDE	1	U	

PROJ_NO: 01660

SDG: 8H19109 MEDIA: WATER DATA FRACTION: OV

nsample	DMW-6I-082008
samp_date	8/20/2008
lab_id	A8H210130002
qc_type	NM
units	UG/L
Pct_Solids	
DUP_OF:	

Parameter	Result	Val Qual	Qual Code
1,1,1,2-TETRACHLOROETHANE	1	U	
1,1,1-TRICHLOROETHANE	1	U	
1,1,2,2-TETRACHLOROETHANE	1	U	
1,1,2-TRICHLOROTRIFLUOROETHANE	1	U	
1,1-DICHLOROETHANE	1	U	
1,1-DICHLOROETHENE	1	U	
1,1-DICHLOROPROPENE	1	U	
1,2,3-TRICHLOROBENZENE	1	U	
1,2,3-TRICHLOROPROPANE	1	U	
1,2,3-TRIMETHYLBENZENE	5	U	
1,2,4-TRICHLOROBENZENE	1	U	
1,2,4-TRIMETHYLBENZENE	1	U	
1,2-DIBROMO-3-CHLOROPROPANE	2	U	
1,2-DIBROMOETHANE	1	U	
1,2-DICHLOROBENZENE	1	U	
1,2-DICHLOROETHANE	1	U	
1,2-DICHLOROPROPANE	1	U	
1,3-DICHLOROBENZENE	1	U	
1,3-DICHLOROPROPANE	1	U	
1,4-DICHLOROBENZENE	1	U	
2,2-DICHLOROPROPANE	1	U	
2-BUTANONE	5	U	
2-CHLOROETHYL VINYL ETHER	5	U	
2-CHLOROTOLUENE	1	U	
2-HEXANONE	5	U	
4-CHLOROTOLUENE	1	U	
4-ISOPROPYLTOLUENE	1	U	
4-METHYL-2-PENTANONE	5	U	
ACETONE	3.2	B	B
BENZENE	1	U	
BROMOBENZENE	1	U	
BROMOCHLOROMETHANE	1	U	

nsample	DMW-6I-082008
samp_date	8/20/2008
lab_id	A8H210130002
qc_type	NM
units	UG/L
Pct_Solids	
DUP_OF:	

Parameter	Result	Val Qual	Qual Code
BROMODICHLOROMETHANE	1	U	
BROMOFORM	1	U	
BROMOMETHANE	1	U	
CARBON DISULFIDE	1	U	
CARBON TETRACHLORIDE	1	U	
CHLOROBENZENE	1	U	
CHLORODIBROMOMETHANE	1	U	
CHLOROETHANE	1	U	
CHLOROFORM	1	U	
CHLOROMETHANE	1	U	
CIS-1,2-DICHLOROETHENE	1	U	
CIS-1,3-DICHLOROPROPENE	1	U	
DIBROMOMETHANE	1	U	
DICHLORODIFLUOROMETHANE	1	U	
DIISOPROPYL ETHER	5	U	
ETHYL TERT-BUTYL ETHER	5	U	
ETHYLBENZENE	1	U	
HEXACHLOROBUTADIENE	1	U	
ISOPROPYLBENZENE	1	U	
M+P-XYLENES	2	U	
METHYL TERT-BUTYL ETHER	5	U	
METHYLENE CHLORIDE	1	U	
NAPHTHALENE	1	U	
N-BUTYLBENZENE	1	U	
N-PROPYLBENZENE	1	U	
O-XYLENE	1	U	
SEC-BUTYLBENZENE	1	U	
STYRENE	1	U	
TERT-AMYL METHYL ETHER	5	U	
TERT-BUTYLBENZENE	1	U	
TERTIARY-BUTYL ALCOHOL	6.8	B	B
TETRACHLOROETHENE	1	U	

nsample	DMW-6I-082008
samp_date	8/20/2008
lab_id	A8H210130002
qc_type	NM
units	UG/L
Pct_Solids	
DUP_OF:	

Parameter	Result	Val Qual	Qual Code
TOLUENE	1	U	
TOTAL XYLENES	2	U	
TRANS-1,2-DICHLOROETHENE	1	U	
TRANS-1,3-DICHLOROPROPENE	1	U	
TRICHLOROETHENE	1	U	
TRICHLOROFLUOROMETHANE	1	U	
VINYL ACETATE	2	U	
VINYL CHLORIDE	1	U	

PROJ_NO: 01660

SDG: 8H19109 MEDIA: WATER DATA FRACTION: OV

nsample	MSA-DMW25I-081908
samp_date	8/19/2008
lab_id	A8H200234003
qc_type	NM
units	UG/L
Pct_Solids	
DUP_OF:	

Parameter	Result	Val Qual	Qual Code
1,1,1,2-TETRACHLOROETHANE	1	U	
1,1,1-TRICHLOROETHANE	1	U	
1,1,2,2-TETRACHLOROETHANE	1	U	
1,1,2-TRICHLOROTRIFLUOROETHANE	1	U	
1,1-DICHLOROETHANE	1	U	
1,1-DICHLOROETHENE	1	U	
1,1-DICHLOROPROPENE	1	U	
1,2,3-TRICHLOROBENZENE	1	U	
1,2,3-TRICHLOROPROPANE	1	U	
1,2,3-TRIMETHYLBENZENE	5	U	
1,2,4-TRICHLOROBENZENE	1	U	
1,2,4-TRIMETHYLBENZENE	1	U	
1,2-DIBROMO-3-CHLOROPROPANE	2	U	
1,2-DIBROMOETHANE	1	U	
1,2-DICHLOROBENZENE	1	U	
1,2-DICHLOROETHANE	1	U	
1,2-DICHLOROPROPANE	1	U	
1,3-DICHLOROBENZENE	1	U	
1,3-DICHLOROPROPANE	1	U	
1,4-DICHLOROBENZENE	1	U	
2,2-DICHLOROPROPANE	1	U	
2-BUTANONE	5	U	
2-CHLOROETHYL VINYL ETHER	5	U	
2-CHLOROTOLUENE	1	U	
2-HEXANONE	5	U	
4-CHLOROTOLUENE	1	U	
4-ISOPROPYLTOLUENE	1	U	
4-METHYL-2-PENTANONE	5	U	
ACETONE	3.1	B	B
BENZENE	1	U	
BROMOBENZENE	1	U	
BROMOCHLOROMETHANE	1	U	

nsample	MSA-DMW25I-081908
samp_date	8/19/2008
lab_id	A8H200234003
qc_type	NM
units	UG/L
Pct_Solids	
DUP_OF:	

Parameter	Result	Val Qual	Qual Code
BROMODICHLOROMETHANE	1	U	
BROMOFORM	1	U	
BROMOMETHANE	1	U	
CARBON DISULFIDE	1	U	
CARBON TETRACHLORIDE	1	U	
CHLOROBENZENE	1	U	
CHLORODIBROMOMETHANE	1	U	
CHLOROETHANE	1	U	
CHLOROFORM	1	U	
CHLOROMETHANE	1	U	
CIS-1,2-DICHLOROETHENE	1	U	
CIS-1,3-DICHLOROPROPENE	1	U	
DIBROMOMETHANE	1	U	
DICHLORODIFLUOROMETHANE	1	U	
DIISOPROPYL ETHER	5	U	
ETHYL TERT-BUTYL ETHER	5	U	
ETHYLBENZENE	1	U	
HEXACHLOROBUTADIENE	1	U	
ISOPROPYLBENZENE	1	U	
M+P-XYLENES	2	U	
METHYL TERT-BUTYL ETHER	5	U	
METHYLENE CHLORIDE	1	U	
NAPHTHALENE	1	U	
N-BUTYLBENZENE	1	U	
N-PROPYLBENZENE	1	U	
O-XYLENE	1	U	
SEC-BUTYLBENZENE	1	U	
STYRENE	1	U	
TERT-AMYL METHYL ETHER	5	U	
TERT-BUTYLBENZENE	1	U	
TERTIARY-BUTYL ALCOHOL	7.6	B	B
TETRACHLOROETHENE	1	U	

nsample	MSA-DMW25I-081908
samp_date	8/19/2008
lab_id	A8H200234003
qc_type	NM
units	UG/L
Pct_Solids	
DUP_OF:	

Parameter	Result	Val Qual	Qual Code
TOLUENE	1	U	
TOTAL XYLENES	2	U	
TRANS-1,2-DICHLOROETHENE	1	U	
TRANS-1,3-DICHLOROPROPENE	1	U	
TRICHLOROETHENE	0.34	B	B
TRICHLOROFLUOROMETHANE	1	U	
VINYL ACETATE	2	U	
VINYL CHLORIDE	1	U	

PROJ_NO: 01660

SDG: 8H19109 MEDIA: WATER DATA FRACTION: OV

nsample	MSA-DMW25S-081908
samp_date	8/19/2008
lab_id	A8H200234002
qc_type	NM
units	UG/L
Pct_Solids	
DUP_OF:	

Parameter	Result	Val Qual	Qual Code
1,1,1,2-TETRACHLOROETHANE	1	U	
1,1,1-TRICHLOROETHANE	1	U	
1,1,2,2-TETRACHLOROETHANE	1	U	
1,1,2-TRICHLOROTRIFLUOROETHANE	1	U	
1,1-DICHLOROETHANE	1	U	
1,1-DICHLOROETHENE	1	U	
1,1-DICHLOROPROPENE	1	U	
1,2,3-TRICHLOROBENZENE	1	U	
1,2,3-TRICHLOROPROPANE	1	U	
1,2,3-TRIMETHYLBENZENE	5	U	
1,2,4-TRICHLOROBENZENE	1	U	
1,2,4-TRIMETHYLBENZENE	1	U	
1,2-DIBROMO-3-CHLOROPROPANE	2	U	
1,2-DIBROMOETHANE	1	U	
1,2-DICHLOROBENZENE	1	U	
1,2-DICHLOROETHANE	1	U	
1,2-DICHLOROPROPANE	1	U	
1,3-DICHLOROBENZENE	1	U	
1,3-DICHLOROPROPANE	1	U	
1,4-DICHLOROBENZENE	1	U	
2,2-DICHLOROPROPANE	1	U	
2-BUTANONE	0.82	J	P
2-CHLOROETHYL VINYL ETHER	5	U	
2-CHLOROTOLUENE	1	U	
2-HEXANONE	5	U	
4-CHLOROTOLUENE	1	U	
4-ISOPROPYLTOLUENE	1	U	
4-METHYL-2-PENTANONE	5	U	
ACETONE	2.9	B	B
BENZENE	1	U	
BROMOBENZENE	1	U	
BROMOCHLOROMETHANE	1	U	

nsample	MSA-DMW25S-081908
samp_date	8/19/2008
lab_id	A8H200234002
qc_type	NM
units	UG/L
Pct_Solids	
DUP_OF:	

Parameter	Result	Val Qual	Qual Code
BROMODICHLOROMETHANE	1	U	
BROMOFORM	1	U	
BROMOMETHANE	1	U	
CARBON DISULFIDE	1	U	
CARBON TETRACHLORIDE	1	U	
CHLOROBENZENE	1	U	
CHLORODIBROMOMETHANE	1	U	
CHLOROETHANE	1	U	
CHLOROFORM	1	U	
CHLOROMETHANE	1	U	
CIS-1,2-DICHLOROETHENE	3.3		
CIS-1,3-DICHLOROPROPENE	1	U	
DIBROMOMETHANE	1	U	
DICHLORODIFLUOROMETHANE	1	U	
DIISOPROPYL ETHER	5	U	
ETHYL TERT-BUTYL ETHER	5	U	
ETHYLBENZENE	1	U	
HEXACHLOROBUTADIENE	1	U	
ISOPROPYLBENZENE	1	U	
M+P-XYLENES	2	U	
METHYL TERT-BUTYL ETHER	5	U	
METHYLENE CHLORIDE	1	U	
NAPHTHALENE	1	U	
N-BUTYLBENZENE	1	U	
N-PROPYLBENZENE	1	U	
O-XYLENE	1	U	
SEC-BUTYLBENZENE	1	U	
STYRENE	1	U	
TERT-AMYL METHYL ETHER	5	U	
TERT-BUTYLBENZENE	1	U	
TERTIARY-BUTYL ALCOHOL	20	UR	C
TETRACHLOROETHENE	1	U	

nsample	MSA-DMW25S-081908
samp_date	8/19/2008
lab_id	A8H200234002
qc_type	NM
units	UG/L
Pct_Solids	
DUP_OF:	

Parameter	Result	Val Qual	Qual Code
TOLUENE	1	U	
TOTAL XYLENES	2	U	
TRANS-1,2-DICHLOROETHENE	1	U	
TRANS-1,3-DICHLOROPROPENE	1	U	
TRICHLOROETHENE	0.53	B	B
TRICHLOROFLUOROMETHANE	1	U	
VINYL ACETATE	2	U	
VINYL CHLORIDE	1	U	

PROJ_NO: 01660

SDG: 8H19109 MEDIA: WATER DATA FRACTION: OV

nsample	MSA-MW22D-081908
samp_date	8/19/2008
lab_id	A8H200234001
qc_type	NM
units	UG/L
Pct_Solids	
DUP_OF:	

Parameter	Result	Val Qual	Qual Code
1,1,1,2-TETRACHLOROETHANE	1	U	
1,1,1-TRICHLOROETHANE	1	U	
1,1,2,2-TETRACHLOROETHANE	1	U	
1,1,2-TRICHLOROTRIFLUOROETHANE	1	U	
1,1-DICHLOROETHANE	1	U	
1,1-DICHLOROETHENE	1	U	
1,1-DICHLOROPROPENE	1	U	
1,2,3-TRICHLOROBENZENE	1	U	
1,2,3-TRICHLOROPROPANE	1	U	
1,2,3-TRIMETHYLBENZENE	5	U	
1,2,4-TRICHLOROBENZENE	1	U	
1,2,4-TRIMETHYLBENZENE	1	U	
1,2-DIBROMO-3-CHLOROPROPANE	2	U	
1,2-DIBROMOETHANE	1	U	
1,2-DICHLOROBENZENE	1	U	
1,2-DICHLOROETHANE	1	U	
1,2-DICHLOROPROPANE	1	U	
1,3-DICHLOROBENZENE	1	U	
1,3-DICHLOROPROPANE	1	U	
1,4-DICHLOROBENZENE	1	U	
2,2-DICHLOROPROPANE	1	U	
2-BUTANONE	5	U	
2-CHLOROETHYL VINYL ETHER	5	U	
2-CHLOROTOLUENE	1	U	
2-HEXANONE	5	U	
4-CHLOROTOLUENE	1	U	
4-ISOPROPYLTOLUENE	1	U	
4-METHYL-2-PENTANONE	5	U	
ACETONE	2.1	B	B
BENZENE	1	U	
BROMOBENZENE	1	U	
BROMOCHLOROMETHANE	1	U	

nsample	MSA-MW22D-081908
samp_date	8/19/2008
lab_id	A8H200234001
qc_type	NM
units	UG/L
Pct_Solids	
DUP_OF:	

Parameter	Result	Val Qual	Qual Code
BROMODICHLOROMETHANE	1	U	
BROMOFORM	1	U	
BROMOMETHANE	1	U	
CARBON DISULFIDE	1	U	
CARBON TETRACHLORIDE	1	U	
CHLOROBENZENE	1	U	
CHLORODIBROMOMETHANE	1	U	
CHLOROETHANE	1	U	
CHLOROFORM	1	U	
CHLOROMETHANE	1	U	
CIS-1,2-DICHLOROETHENE	0.37	J	P
CIS-1,3-DICHLOROPROPENE	1	U	
DIBROMOMETHANE	1	U	
DICHLORODIFLUOROMETHANE	1	U	
DIISOPROPYL ETHER	5	U	
ETHYL TERT-BUTYL ETHER	5	U	
ETHYLBENZENE	1	U	
HEXACHLOROBUTADIENE	1	U	
ISOPROPYLBENZENE	1	U	
M+P-XYLENES	2	U	
METHYL TERT-BUTYL ETHER	5	U	
METHYLENE CHLORIDE	1	U	
NAPHTHALENE	1	U	
N-BUTYLBENZENE	1	U	
N-PROPYLBENZENE	1	U	
O-XYLENE	1	U	
SEC-BUTYLBENZENE	1	U	
STYRENE	1	U	
TERT-AMYL METHYL ETHER	5	U	
TERT-BUTYLBENZENE	1	U	
TERTIARY-BUTYL ALCOHOL	20	UR	C
TETRACHLOROETHENE	1	U	

nsample	MSA-MW22D-081908
samp_date	8/19/2008
lab_id	A8H200234001
qc_type	NM
units	UG/L
Pct_Solids	
DUP_OF:	

Parameter	Result	Val Qual	Qual Code
TOLUENE	6.3		
TOTAL XYLENES	2	U	
TRANS-1,2-DICHLOROETHENE	1	U	
TRANS-1,3-DICHLOROPROPENE	1	U	
TRICHLOROETHENE	1	U	
TRICHLOROFLUOROMETHANE	1	U	
VINYL ACETATE	2	U	
VINYL CHLORIDE	1	U	

PROJ_NO: 01660

SDG: 8H19109 MEDIA: WATER DATA FRACTION: OV

nsample	MW-2-081808	nsample	MW-2-081808	nsample	MW-2-081808
samp_date	8/18/2008	samp_date	8/18/2008	samp_date	8/18/2008
lab_id	A8H190109002	lab_id	A8H190109002	lab_id	A8H190109002
qc_type	NM	qc_type	NM	qc_type	NM
units	UG/L	units	UG/L	units	UG/L
Pct_Solids		Pct_Solids		Pct_Solids	
DUP_OF:		DUP_OF:		DUP_OF:	

Parameter	Result	Val Qual	Qual Code
1,1,1,2-TETRACHLOROETHANE	1	U	
1,1,1-TRICHLOROETHANE	1	U	
1,1,2,2-TETRACHLOROETHANE	1	U	
1,1,2-TRICHLOROTRIFLUOROETHANE	1	U	
1,1-DICHLOROETHANE	1	U	
1,1-DICHLOROETHENE	1	U	
1,1-DICHLOROPROPENE	1	U	
1,2,3-TRICHLOROBENZENE	1	U	
1,2,3-TRICHLOROPROPANE	1	U	
1,2,3-TRIMETHYLBENZENE	5	U	
1,2,4-TRICHLOROBENZENE	1	U	
1,2,4-TRIMETHYLBENZENE	1	U	
1,2-DIBROMO-3-CHLOROPROPANE	2	U	
1,2-DIBROMOETHANE	1	U	
1,2-DICHLOROBENZENE	1	U	
1,2-DICHLOROETHANE	1	U	
1,2-DICHLOROPROPANE	1	U	
1,3-DICHLOROBENZENE	1	U	
1,3-DICHLOROPROPANE	1	U	
1,4-DICHLOROBENZENE	1	U	
2,2-DICHLOROPROPANE	1	U	
2-BUTANONE	5	U	
2-CHLOROETHYL VINYL ETHER	5	U	
2-CHLOROTOLUENE	1	U	
2-HEXANONE	5	U	
4-CHLOROTOLUENE	1	U	
4-ISOPROPYLTOLUENE	1	U	
4-METHYL-2-PENTANONE	5	U	
ACETONE	2.6	B	B
BENZENE	1	U	
BROMOBENZENE	1	U	
BROMOCHLOROMETHANE	1	U	

Parameter	Result	Val Qual	Qual Code
BROMODICHLOROMETHANE	1	U	
BROMOFORM	1	U	
BROMOMETHANE	1	U	
CARBON DISULFIDE	1	U	
CARBON TETRACHLORIDE	1	U	
CHLOROBENZENE	1	U	
CHLORODIBROMOMETHANE	1	U	
CHLOROETHANE	1	U	
CHLOROFORM	1	U	
CHLOROMETHANE	1	U	
CIS-1,2-DICHLOROETHENE	13		
CIS-1,3-DICHLOROPROPENE	1	U	
DIBROMOMETHANE	1	U	
DICHLORODIFLUOROMETHANE	1	U	
DIISOPROPYL ETHER	5	U	
ETHYL TERT-BUTYL ETHER	5	U	
ETHYLBENZENE	1	U	
HEXACHLOROBUTADIENE	1	U	
ISOPROPYLBENZENE	1	U	
M+P-XYLENES	2	U	
METHYL TERT-BUTYL ETHER	5	U	
METHYLENE CHLORIDE	1	U	
NAPHTHALENE	1	U	
N-BUTYLBENZENE	1	U	
N-PROPYLBENZENE	1	U	
O-XYLENE	1	U	
SEC-BUTYLBENZENE	1	U	
STYRENE	1	U	
TERT-AMYL METHYL ETHER	5	U	
TERT-BUTYLBENZENE	1	U	
TERTIARY-BUTYL ALCOHOL	20	UR	C
TETRACHLOROETHENE	1	U	

Parameter	Result	Val Qual	Qual Code
TOLUENE	1	U	
TOTAL XYLENES	2	U	
TRANS-1,2-DICHLOROETHENE	1	U	
TRANS-1,3-DICHLOROPROPENE	1	U	
TRICHLOROETHENE	6.8		
TRICHLOROFLUOROMETHANE	1	U	
VINYL ACETATE	2	U	
VINYL CHLORIDE	9.3		

PROJ_NO: 01660

SDG: 8H19109 MEDIA: WATER DATA FRACTION: OV

nsample	MW-22I-081808
samp_date	8/18/2008
lab_id	A8H190109006
qc_type	NM
units	UG/L
Pct_Solids	
DUP_OF:	

Parameter	Result	Val Qual	Qual Code
1,1,1,2-TETRACHLOROETHANE	1	U	
1,1,1-TRICHLOROETHANE	1	U	
1,1,2,2-TETRACHLOROETHANE	1	U	
1,1,2-TRICHLOROTRIFLUOROETHANE	1	U	
1,1-DICHLOROETHANE	1	U	
1,1-DICHLOROETHENE	1	U	
1,1-DICHLOROPROPENE	1	U	
1,2,3-TRICHLOROBENZENE	1	U	
1,2,3-TRICHLOROPROPANE	1	U	
1,2,3-TRIMETHYLBENZENE	5	U	
1,2,4-TRICHLOROBENZENE	1	U	
1,2,4-TRIMETHYLBENZENE	1	U	
1,2-DIBROMO-3-CHLOROPROPANE	2	U	
1,2-DIBROMOETHANE	1	U	
1,2-DICHLOROBENZENE	1	U	
1,2-DICHLOROETHANE	1	U	
1,2-DICHLOROPROPANE	1	U	
1,3-DICHLOROBENZENE	1	U	
1,3-DICHLOROPROPANE	1	U	
1,4-DICHLOROBENZENE	1	U	
2,2-DICHLOROPROPANE	1	U	
2-BUTANONE	5	U	
2-CHLOROETHYL VINYL ETHER	5	U	
2-CHLOROTOLUENE	1	U	
2-HEXANONE	5	U	
4-CHLOROTOLUENE	1	U	
4-ISOPROPYLTOLUENE	1	U	
4-METHYL-2-PENTANONE	5	U	
ACETONE	2.2	B	B
BENZENE	1	U	
BROMOBENZENE	1	U	
BROMOCHLOROMETHANE	1	U	

nsample	MW-22I-081808
samp_date	8/18/2008
lab_id	A8H190109006
qc_type	NM
units	UG/L
Pct_Solids	
DUP_OF:	

Parameter	Result	Val Qual	Qual Code
BROMODICHLOROMETHANE	1	U	
BROMOFORM	1	U	
BROMOMETHANE	1	U	
CARBON DISULFIDE	0.82	J	P
CARBON TETRACHLORIDE	1	U	
CHLOROBENZENE	1	U	
CHLORODIBROMOMETHANE	1	U	
CHLOROETHANE	1	U	
CHLOROFORM	0.22	J	P
CHLOROMETHANE	1	U	
CIS-1,2-DICHLOROETHENE	0.61	J	P
CIS-1,3-DICHLOROPROPENE	1	U	
DIBROMOMETHANE	1	U	
DICHLORODIFLUOROMETHANE	1	U	
DIISOPROPYL ETHER	5	U	
ETHYL TERT-BUTYL ETHER	5	U	
ETHYLBENZENE	1	U	
HEXACHLOROBUTADIENE	1	U	
ISOPROPYLBENZENE	1	U	
M+P-XYLENES	2	U	
METHYL TERT-BUTYL ETHER	5	U	
METHYLENE CHLORIDE	1	U	
NAPHTHALENE	1	U	
N-BUTYLBENZENE	1	U	
N-PROPYLBENZENE	1	U	
O-XYLENE	1	U	
SEC-BUTYLBENZENE	1	U	
STYRENE	1	U	
TERT-AMYL METHYL ETHER	5	U	
TERT-BUTYLBENZENE	1	U	
TERTIARY-BUTYL ALCOHOL	20	B	B
TETRACHLOROETHENE	1	U	

nsample	MW-22I-081808
samp_date	8/18/2008
lab_id	A8H190109006
qc_type	NM
units	UG/L
Pct_Solids	
DUP_OF:	

Parameter	Result	Val Qual	Qual Code
TOLUENE	8.2		
TOTAL XYLENES	2	U	
TRANS-1,2-DICHLOROETHENE	1	U	
TRANS-1,3-DICHLOROPROPENE	1	U	
TRICHLOROETHENE	2.7		
TRICHLOROFLUOROMETHANE	1	U	
VINYL ACETATE	2	U	
VINYL CHLORIDE	0.23	J	P

PROJ_NO: 01660

SDG: 8H19109 MEDIA: WATER DATA FRACTION: OV

nsample	MW-23D-081808
samp_date	8/18/2008
lab_id	A8H190109003
qc_type	NM
units	UG/L
Pct_Solids	
DUP_OF:	

Parameter	Result	Val Qual	Qual Code
1,1,1,2-TETRACHLOROETHANE	1	U	
1,1,1-TRICHLOROETHANE	1	U	
1,1,2,2-TETRACHLOROETHANE	1	U	
1,1,2-TRICHLOROTRIFLUOROETHANE	1	U	
1,1-DICHLOROETHANE	1	U	
1,1-DICHLOROETHENE	1	U	
1,1-DICHLOROPROPENE	1	U	
1,2,3-TRICHLOROBENZENE	1	U	
1,2,3-TRICHLOROPROPANE	1	U	
1,2,3-TRIMETHYLBENZENE	5	U	
1,2,4-TRICHLOROBENZENE	1	U	
1,2,4-TRIMETHYLBENZENE	1	U	
1,2-DIBROMO-3-CHLOROPROPANE	2	U	
1,2-DIBROMOETHANE	1	U	
1,2-DICHLOROBENZENE	1	U	
1,2-DICHLOROETHANE	1	U	
1,2-DICHLOROPROPANE	1	U	
1,3-DICHLOROBENZENE	1	U	
1,3-DICHLOROPROPANE	1	U	
1,4-DICHLOROBENZENE	1	U	
2,2-DICHLOROPROPANE	1	U	
2-BUTANONE	5	U	
2-CHLOROETHYL VINYL ETHER	5	U	
2-CHLOROTOLUENE	1	U	
2-HEXANONE	5	U	
4-CHLOROTOLUENE	1	U	
4-ISOPROPYLTOLUENE	1	U	
4-METHYL-2-PENTANONE	5	U	
ACETONE	1.9	B	B
BENZENE	1	U	
BROMOBENZENE	1	U	
BROMOCHLOROMETHANE	1	U	

nsample	MW-23D-081808
samp_date	8/18/2008
lab_id	A8H190109003
qc_type	NM
units	UG/L
Pct_Solids	
DUP_OF:	

Parameter	Result	Val Qual	Qual Code
BROMODICHLOROMETHANE	1	U	
BROMOFORM	1	U	
BROMOMETHANE	1	U	
CARBON DISULFIDE	1	U	
CARBON TETRACHLORIDE	0.7	J	P
CHLOROBENZENE	1	U	
CHLORODIBROMOMETHANE	1	U	
CHLOROETHANE	1	U	
CHLOROFORM	1.8		
CHLOROMETHANE	1	U	
CIS-1,2-DICHLOROETHENE	1	U	
CIS-1,3-DICHLOROPROPENE	1	U	
DIBROMOMETHANE	1	U	
DICHLORODIFLUOROMETHANE	1	U	
DIISOPROPYL ETHER	5	U	
ETHYL TERT-BUTYL ETHER	5	U	
ETHYLBENZENE	1	U	
HEXACHLOROBUTADIENE	1	U	
ISOPROPYLBENZENE	1	U	
M+P-XYLENES	2	U	
METHYL TERT-BUTYL ETHER	5	U	
METHYLENE CHLORIDE	1	U	
NAPHTHALENE	1	U	
N-BUTYLBENZENE	1	U	
N-PROPYLBENZENE	1	U	
O-XYLENE	1	U	
SEC-BUTYLBENZENE	1	U	
STYRENE	1	U	
TERT-AMYL METHYL ETHER	5	U	
TERT-BUTYLBENZENE	1	U	
TERTIARY-BUTYL ALCOHOL	20	UR	C
TETRACHLOROETHENE	1	U	

nsample	MW-23D-081808
samp_date	8/18/2008
lab_id	A8H190109003
qc_type	NM
units	UG/L
Pct_Solids	
DUP_OF:	

Parameter	Result	Val Qual	Qual Code
TOLUENE	1	U	
TOTAL XYLENES	2	U	
TRANS-1,2-DICHLOROETHENE	1	U	
TRANS-1,3-DICHLOROPROPENE	1	U	
TRICHLOROETHENE	0.63	B	B
TRICHLOROFLUOROMETHANE	1	U	
VINYL ACETATE	2	U	
VINYL CHLORIDE	1	U	

PROJ_NO: 01660

SDG: 8H19109 MEDIA: WATER DATA FRACTION: OV

nsample	MW-23I-081808DL	nsample	MW-23I-081808DL	nsample	MW-23I-081808DL
samp_date	8/18/2008	samp_date	8/18/2008	samp_date	8/18/2008
lab_id	A8H190109004	lab_id	A8H190109004	lab_id	A8H190109004
qc_type	NM	qc_type	NM	qc_type	NM
units	UG/L	units	UG/L	units	UG/L
Pct_Solids		Pct_Solids		Pct_Solids	
DUP_OF:		DUP_OF:		DUP_OF:	

Parameter	Result	Val Qual	Qual Code
1,1,1,2-TETRACHLOROETHANE	1.4	U	
1,1,1-TRICHLOROETHANE	1.4	U	
1,1,2,2-TETRACHLOROETHANE	1.4	U	
1,1,2-TRICHLOROTRIFLUOROETHANE	1.4	U	
1,1-DICHLOROETHANE	1.4	U	
1,1-DICHLOROETHENE	0.31	J	P
1,1-DICHLOROPROPENE	1.4	U	
1,2,3-TRICHLOROBENZENE	1.4	U	
1,2,3-TRICHLOROPROPANE	1.4	U	
1,2,3-TRIMETHYLBENZENE	0.07	B	A
1,2,4-TRICHLOROBENZENE	1.4	U	
1,2,4-TRIMETHYLBENZENE	0.6	J	P
1,2-DIBROMO-3-CHLOROPROPANE	2.9	U	
1,2-DIBROMOETHANE	1.4	U	
1,2-DICHLOROBENZENE	1.4	U	
1,2-DICHLOROETHANE	1.4	U	
1,2-DICHLOROPROPANE	1.4	U	
1,3-DICHLOROBENZENE	1.4	U	
1,3-DICHLOROPROPANE	1.4	U	
1,4-DICHLOROBENZENE	1.4	U	
2,2-DICHLOROPROPANE	1.4	U	
2-BUTANONE	7.2	U	
2-CHLOROETHYL VINYL ETHER	7.2	U	
2-CHLOROTOLUENE	1.4	U	
2-HEXANONE	7.2	U	
4-CHLOROTOLUENE	1.4	U	
4-ISOPROPYLTOLUENE	1.4	U	
4-METHYL-2-PENTANONE	7.2	U	
ACETONE	6.2	B	B
BENZENE	1.4	U	
BROMOBENZENE	1.4	U	
BROMOCHLOROMETHANE	1.4	U	

Parameter	Result	Val Qual	Qual Code
BROMODICHLOROMETHANE	1.4	U	
BROMOFORM	1.4	U	
BROMOMETHANE	1.4	U	
CARBON DISULFIDE	1.4	U	
CARBON TETRACHLORIDE	1.4	U	
CHLOROBENZENE	1.4	U	
CHLORODIBROMOMETHANE	1.4	U	
CHLOROETHANE	1.1	J	P
CHLOROFORM	1.4	U	
CHLOROMETHANE	1.4	U	
CIS-1,2-DICHLOROETHENE	36		
CIS-1,3-DICHLOROPROPENE	1.4	U	
DIBROMOMETHANE	1.4	U	
DICHLORODIFLUOROMETHANE	1.4	U	
DIISOPROPYL ETHER	7.2	U	
ETHYL TERT-BUTYL ETHER	7.2	U	
ETHYLBENZENE	1.4	U	
HEXACHLOROBUTADIENE	1.4	U	
ISOPROPYLBENZENE	0.24	J	P
M+P-XYLENES	2.9	U	
METHYL TERT-BUTYL ETHER	7.2	U	
METHYLENE CHLORIDE	1.4	U	
NAPHTHALENE	1.7	B	A
N-BUTYLBENZENE	1.4	U	
N-PROPYLBENZENE	0.3	J	P
O-XYLENE	1.4	U	
SEC-BUTYLBENZENE	1.4	U	
STYRENE	1.4	U	
TERT-AMYL METHYL ETHER	7.2	U	
TERT-BUTYLBENZENE	1.4	U	
TERTIARY-BUTYL ALCOHOL	29	UR	C
TETRACHLOROETHENE	1.4	U	

Parameter	Result	Val Qual	Qual Code
TOLUENE	0.32	J	P
TOTAL XYLENES	2.9	U	
TRANS-1,2-DICHLOROETHENE	0.31	J	P
TRANS-1,3-DICHLOROPROPENE	1.4	U	
TRICHLOROETHENE	14		
TRICHLOROFLUOROMETHANE	1.4	U	
VINYL ACETATE	2.9	U	
VINYL CHLORIDE	18		

PROJ_NO: 01660

SDG: 8H19109 MEDIA: WATER DATA FRACTION: OV

nsample	MW-4-081808
samp_date	8/18/2008
lab_id	A8H190109007
qc_type	NM
units	UG/L
Pct_Solids	
DUP_OF:	

Parameter	Result	Val Qual	Qual Code
1,1,1,2-TETRACHLOROETHANE	1	U	
1,1,1-TRICHLOROETHANE	1	U	
1,1,2,2-TETRACHLOROETHANE	1	U	
1,1,2-TRICHLOROTRIFLUOROETHANE	1	U	
1,1-DICHLOROETHANE	1	U	
1,1-DICHLOROETHENE	1	U	
1,1-DICHLOROPROPENE	1	U	
1,2,3-TRICHLOROBENZENE	1	U	
1,2,3-TRICHLOROPROPANE	1	U	
1,2,3-TRIMETHYLBENZENE	5	U	
1,2,4-TRICHLOROBENZENE	1	U	
1,2,4-TRIMETHYLBENZENE	1	U	
1,2-DIBROMO-3-CHLOROPROPANE	2	U	
1,2-DIBROMOETHANE	1	U	
1,2-DICHLOROBENZENE	1	U	
1,2-DICHLOROETHANE	2.2	B	B
1,2-DICHLOROPROPANE	1	U	
1,3-DICHLOROBENZENE	1	U	
1,3-DICHLOROPROPANE	1	U	
1,4-DICHLOROBENZENE	1	U	
2,2-DICHLOROPROPANE	1	U	
2-BUTANONE	0.88	J	P
2-CHLOROETHYL VINYL ETHER	5	U	
2-CHLOROTOLUENE	1	U	
2-HEXANONE	5	U	
4-CHLOROTOLUENE	1	U	
4-ISOPROPYLTOLUENE	1	U	
4-METHYL-2-PENTANONE	5	U	
ACETONE	3	B	B
BENZENE	5.8		
BROMOBENZENE	1	U	
BROMOCHLOROMETHANE	1	U	

nsample	MW-4-081808
samp_date	8/18/2008
lab_id	A8H190109007
qc_type	NM
units	UG/L
Pct_Solids	
DUP_OF:	

Parameter	Result	Val Qual	Qual Code
BROMODICHLOROMETHANE	1	U	
BROMOFORM	1	U	
BROMOMETHANE	1	U	
CARBON DISULFIDE	1	U	
CARBON TETRACHLORIDE	1	U	
CHLOROBENZENE	0.22	J	P
CHLORODIBROMOMETHANE	1	U	
CHLOROETHANE	1	U	
CHLOROFORM	1	U	
CHLOROMETHANE	1	U	
CIS-1,2-DICHLOROETHENE	1.5		
CIS-1,3-DICHLOROPROPENE	1	U	
DIBROMOMETHANE	1	U	
DICHLORODIFLUOROMETHANE	1	U	
DIISOPROPYL ETHER	5	U	
ETHYL TERT-BUTYL ETHER	5	U	
ETHYLBENZENE	1	U	
HEXACHLOROBUTADIENE	1	U	
ISOPROPYLBENZENE	1	U	
M+P-XYLENES	2	U	
METHYL TERT-BUTYL ETHER	5	U	
METHYLENE CHLORIDE	1	U	
NAPHTHALENE	1	U	
N-BUTYLBENZENE	1	U	
N-PROPYLBENZENE	1	U	
O-XYLENE	1	U	
SEC-BUTYLBENZENE	1	U	
STYRENE	1	U	
TERT-AMYL METHYL ETHER	5	U	
TERT-BUTYLBENZENE	1	U	
TERTIARY-BUTYL ALCOHOL	5.5	B	B
TETRACHLOROETHENE	1	U	

nsample	MW-4-081808
samp_date	8/18/2008
lab_id	A8H190109007
qc_type	NM
units	UG/L
Pct_Solids	
DUP_OF:	

Parameter	Result	Val Qual	Qual Code
TOLUENE	1	U	
TOTAL XYLENES	2	U	
TRANS-1,2-DICHLOROETHENE	1.4		
TRANS-1,3-DICHLOROPROPENE	1	U	
TRICHLOROETHENE	1	U	
TRICHLOROFLUOROMETHANE	1	U	
VINYL ACETATE	2	U	
VINYL CHLORIDE	3.9		

PROJ_NO: 01660

SDG: 8H19109 MEDIA: WATER DATA FRACTION: OV

nsample	TB-081808
samp_date	8/18/2008
lab_id	A8H190109001
qc_type	NM
units	UG/L
Pct_Solids	
DUP_OF:	

Parameter	Result	Val Qual	Qual Code
1,1,1,2-TETRACHLOROETHANE	1	U	
1,1,1-TRICHLOROETHANE	1	U	
1,1,2,2-TETRACHLOROETHANE	1	U	
1,1,2-TRICHLOROTRIFLUOROETHANE	1	U	
1,1-DICHLOROETHANE	1	U	
1,1-DICHLOROETHENE	1	U	
1,1-DICHLOROPROPENE	1	U	
1,2,3-TRICHLOROBENZENE	1	U	
1,2,3-TRICHLOROPROPANE	1	U	
1,2,3-TRIMETHYLBENZENE	5	U	
1,2,4-TRICHLOROBENZENE	1	U	
1,2,4-TRIMETHYLBENZENE	1	U	
1,2-DIBROMO-3-CHLOROPROPANE	2	U	
1,2-DIBROMOETHANE	1	U	
1,2-DICHLOROBENZENE	1	U	
1,2-DICHLOROETHANE	0.62	J	P
1,2-DICHLOROPROPANE	1	U	
1,3-DICHLOROBENZENE	1	U	
1,3-DICHLOROPROPANE	1	U	
1,4-DICHLOROBENZENE	1	U	
2,2-DICHLOROPROPANE	1	U	
2-BUTANONE	5	U	
2-CHLOROETHYL VINYL ETHER	5	U	
2-CHLOROTOLUENE	1	U	
2-HEXANONE	5	U	
4-CHLOROTOLUENE	1	U	
4-ISOPROPYLTOLUENE	1	U	
4-METHYL-2-PENTANONE	5	U	
ACETONE	13		
BENZENE	1	U	
BROMOBENZENE	1	U	
BROMOCHLOROMETHANE	1	U	

nsample	TB-081808
samp_date	8/18/2008
lab_id	A8H190109001
qc_type	NM
units	UG/L
Pct_Solids	
DUP_OF:	

Parameter	Result	Val Qual	Qual Code
BROMODICHLOROMETHANE	1	U	
BROMOFORM	1	U	
BROMOMETHANE	1	U	
CARBON DISULFIDE	1	U	
CARBON TETRACHLORIDE	1	U	
CHLOROBENZENE	1	U	
CHLORODIBROMOMETHANE	1	U	
CHLOROETHANE	1	U	
CHLOROFORM	1	U	
CHLOROMETHANE	1	U	
CIS-1,2-DICHLOROETHENE	1	U	
CIS-1,3-DICHLOROPROPENE	1	U	
DIBROMOMETHANE	1	U	
DICHLORODIFLUOROMETHANE	1	U	
DIISOPROPYL ETHER	5	U	
ETHYL TERT-BUTYL ETHER	5	U	
ETHYLBENZENE	1	U	
HEXACHLOROBUTADIENE	1	U	
ISOPROPYLBENZENE	1	U	
M+P-XYLENES	2	U	
METHYL TERT-BUTYL ETHER	5	U	
METHYLENE CHLORIDE	3.1		
NAPHTHALENE	1	U	
N-BUTYLBENZENE	1	U	
N-PROPYLBENZENE	1	U	
O-XYLENE	1	U	
SEC-BUTYLBENZENE	1	U	
STYRENE	1	U	
TERT-AMYL METHYL ETHER	5	U	
TERT-BUTYLBENZENE	1	U	
TERTIARY-BUTYL ALCOHOL	8	L	CP
TETRACHLOROETHENE	1	U	

nsample	TB-081808
samp_date	8/18/2008
lab_id	A8H190109001
qc_type	NM
units	UG/L
Pct_Solids	
DUP_OF:	

Parameter	Result	Val Qual	Qual Code
TOLUENE	1	U	
TOTAL XYLENES	2	U	
TRANS-1,2-DICHLOROETHENE	1	U	
TRANS-1,3-DICHLOROPROPENE	1	U	
TRICHLOROETHENE	0.38	J	P
TRICHLOROFLUOROMETHANE	1	U	
VINYL ACETATE	2	U	
VINYL CHLORIDE	1	U	

PROJ_NO: 01660

SDG: 8H19109 MEDIA: WATER DATA FRACTION: OV

nsample	TB-082008	nsample	TB-082008	nsample	TB-082008
samp_date	8/20/2008	samp_date	8/20/2008	samp_date	8/20/2008
lab_id	A8H210130001	lab_id	A8H210130001	lab_id	A8H210130001
qc_type	NM	qc_type	NM	qc_type	NM
units	UG/L	units	UG/L	units	UG/L
Pct_Solids		Pct_Solids		Pct_Solids	
DUP_OF:		DUP_OF:		DUP_OF:	

Parameter	Result	Val Qual	Qual Code
1,1,1,2-TETRACHLOROETHANE	1	U	
1,1,1-TRICHLOROETHANE	1	U	
1,1,2,2-TETRACHLOROETHANE	1	U	
1,1,2-TRICHLOROTRIFLUOROETHANE	1	U	
1,1-DICHLOROETHANE	1	U	
1,1-DICHLOROETHENE	1	U	
1,1-DICHLOROPROPENE	1	U	
1,2,3-TRICHLOROBENZENE	1	U	
1,2,3-TRICHLOROPROPANE	1	U	
1,2,3-TRIMETHYLBENZENE	5	U	
1,2,4-TRICHLOROBENZENE	1	U	
1,2,4-TRIMETHYLBENZENE	1	U	
1,2-DIBROMO-3-CHLOROPROPANE	2	U	
1,2-DIBROMOETHANE	1	U	
1,2-DICHLOROBENZENE	1	U	
1,2-DICHLOROETHANE	0.97	J	P
1,2-DICHLOROPROPANE	1	U	
1,3-DICHLOROBENZENE	1	U	
1,3-DICHLOROPROPANE	1	U	
1,4-DICHLOROBENZENE	1	U	
2,2-DICHLOROPROPANE	1	U	
2-BUTANONE	5	U	
2-CHLOROETHYL VINYL ETHER	5	U	
2-CHLOROTOLUENE	1	U	
2-HEXANONE	5	U	
4-CHLOROTOLUENE	1	U	
4-ISOPROPYLTOLUENE	1	U	
4-METHYL-2-PENTANONE	5	U	
ACETONE	7.8		
BENZENE	1	U	
BROMOBENZENE	1	U	
BROMOCHLOROMETHANE	1	U	

Parameter	Result	Val Qual	Qual Code
BROMODICHLOROMETHANE	1	U	
BROMOFORM	1	U	
BROMOMETHANE	1	U	
CARBON DISULFIDE	1	U	
CARBON TETRACHLORIDE	1	U	
CHLOROBENZENE	1	U	
CHLORODIBROMOMETHANE	1	U	
CHLOROETHANE	1	U	
CHLOROFORM	1	U	
CHLOROMETHANE	1	U	
CIS-1,2-DICHLOROETHENE	1	U	
CIS-1,3-DICHLOROPROPENE	1	U	
DIBROMOMETHANE	1	U	
DICHLORODIFLUOROMETHANE	1	U	
DIISOPROPYL ETHER	5	U	
ETHYL TERT-BUTYL ETHER	5	U	
ETHYLBENZENE	1	U	
HEXACHLOROBUTADIENE	1	U	
ISOPROPYLBENZENE	1	U	
M+P-XYLENES	2	U	
METHYL TERT-BUTYL ETHER	5	U	
METHYLENE CHLORIDE	4.7		
NAPHTHALENE	1	U	
N-BUTYLBENZENE	1	U	
N-PROPYLBENZENE	1	U	
O-XYLENE	1	U	
SEC-BUTYLBENZENE	1	U	
STYRENE	1	U	
TERT-AMYL METHYL ETHER	5	U	
TERT-BUTYLBENZENE	1	U	
TERTIARY-BUTYL ALCOHOL	7.6	L	CP
TETRACHLOROETHENE	1	U	

Parameter	Result	Val Qual	Qual Code
TOLUENE	1	U	
TOTAL XYLENES	2	U	
TRANS-1,2-DICHLOROETHENE	1	U	
TRANS-1,3-DICHLOROPROPENE	1	U	
TRICHLOROETHENE	0.72	J	P
TRICHLOROFLUOROMETHANE	1	U	
VINYL ACETATE	2	U	
VINYL CHLORIDE	1	U	

PROJ_NO: 01660

SDG: 8H19109 MEDIA: WATER DATA FRACTION: OV

nsample	TRIP BLANK
samp_date	8/19/2008
lab_id	A8H200234004
qc_type	NM
units	UG/L
Pct_Solids	
DUP_OF:	

Parameter	Result	Val Qual	Qual Code
1,1,1,2-TETRACHLOROETHANE	1	U	
1,1,1-TRICHLOROETHANE	1	U	
1,1,2,2-TETRACHLOROETHANE	1	U	
1,1,2-TRICHLOROTRIFLUOROETHANE	1	U	
1,1-DICHLOROETHANE	1	U	
1,1-DICHLOROETHENE	1	U	
1,1-DICHLOROPROPENE	1	U	
1,2,3-TRICHLOROBENZENE	1	U	
1,2,3-TRICHLOROPROPANE	1	U	
1,2,3-TRIMETHYLBENZENE	5	U	
1,2,4-TRICHLOROBENZENE	1	U	
1,2,4-TRIMETHYLBENZENE	1	U	
1,2-DIBROMO-3-CHLOROPROPANE	2	U	
1,2-DIBROMOETHANE	1	U	
1,2-DICHLOROBENZENE	1	U	
1,2-DICHLOROETHANE	0.65	J	P
1,2-DICHLOROPROPANE	1	U	
1,3-DICHLOROBENZENE	1	U	
1,3-DICHLOROPROPANE	1	U	
1,4-DICHLOROBENZENE	1	U	
2,2-DICHLOROPROPANE	1	U	
2-BUTANONE	5	U	
2-CHLOROETHYL VINYL ETHER	5	U	
2-CHLOROTOLUENE	1	U	
2-HEXANONE	5	U	
4-CHLOROTOLUENE	1	U	
4-ISOPROPYLTOLUENE	1	U	
4-METHYL-2-PENTANONE	5	U	
ACETONE	14		
BENZENE	1	U	
BROMOBENZENE	1	U	
BROMOCHLOROMETHANE	1	U	

nsample	TRIP BLANK
samp_date	8/19/2008
lab_id	A8H200234004
qc_type	NM
units	UG/L
Pct_Solids	
DUP_OF:	

Parameter	Result	Val Qual	Qual Code
BROMODICHLOROMETHANE	1	U	
BROMOFORM	1	U	
BROMOMETHANE	1	U	
CARBON DISULFIDE	1	U	
CARBON TETRACHLORIDE	1	U	
CHLOROBENZENE	1	U	
CHLORODIBROMOMETHANE	1	U	
CHLOROETHANE	1	U	
CHLOROFORM	1	U	
CHLOROMETHANE	1	U	
CIS-1,2-DICHLOROETHENE	1	U	
CIS-1,3-DICHLOROPROPENE	1	U	
DIBROMOMETHANE	1	U	
DICHLORODIFLUOROMETHANE	1	U	
DIISOPROPYL ETHER	5	U	
ETHYL TERT-BUTYL ETHER	5	U	
ETHYLBENZENE	1	U	
HEXACHLOROBUTADIENE	1	U	
ISOPROPYLBENZENE	1	U	
M+P-XYLENES	2	U	
METHYL TERT-BUTYL ETHER	5	U	
METHYLENE CHLORIDE	2.8		
NAPHTHALENE	1	U	
N-BUTYLBENZENE	1	U	
N-PROPYLBENZENE	1	U	
O-XYLENE	1	U	
SEC-BUTYLBENZENE	1	U	
STYRENE	1	U	
TERT-AMYL METHYL ETHER	5	U	
TERT-BUTYLBENZENE	1	U	
TERTIARY-BUTYL ALCOHOL	6.2	L	CP
TETRACHLOROETHENE	1	U	

nsample	TRIP BLANK
samp_date	8/19/2008
lab_id	A8H200234004
qc_type	NM
units	UG/L
Pct_Solids	
DUP_OF:	

Parameter	Result	Val Qual	Qual Code
TOLUENE	1	U	
TOTAL XYLENES	2	U	
TRANS-1,2-DICHLOROETHENE	1	U	
TRANS-1,3-DICHLOROPROPENE	1	U	
TRICHLOROETHENE	0.35	J	P
TRICHLOROFLUOROMETHANE	1	U	
VINYL ACETATE	2	U	
VINYL CHLORIDE	1	U	

PROJ_NO: 01660

SDG: 8H19109 MEDIA: WATER DATA FRACTION: OS

nsample	DMW-17I-082008	nsample	DMW-17S-082008	nsample	DMW-1S-081808DL
samp_date	8/20/2008	samp_date	8/20/2008	samp_date	8/18/2008
lab_id	A8H210130003	lab_id	A8H210130005	lab_id	A8H190109005
qc_type	NM	qc_type	NM	qc_type	NM
units	UG/L	units	UG/L	units	UG/L
Pct_Solids		Pct_Solids		Pct_Solids	
DUP_OF:		DUP_OF:		DUP_OF:	

Parameter	Result	Val Qual	Qual Code
1,4-DIOXANE	1	U	

Parameter	Result	Val Qual	Qual Code
1,4-DIOXANE	1	U	

Parameter	Result	Val Qual	Qual Code
1,4-DIOXANE	4	U	

PROJ_NO: 01660

SDG: 8H19109 MEDIA: WATER DATA FRACTION: OS

nsample	DMW-6D-082008	nsample	DMW-6I-082008	nsample	MSA-DMW25I-081908
samp_date	8/20/2008	samp_date	8/20/2008	samp_date	8/19/2008
lab_id	A8H210130004	lab_id	A8H210130002	lab_id	A8H200234003
qc_type	NM	qc_type	NM	qc_type	NM
units	UG/L	units	UG/L	units	UG/L
Pct_Solids		Pct_Solids		Pct_Solids	
DUP_OF:		DUP_OF:		DUP_OF:	

Parameter	Result	Val Qual	Qual Code
1,4-DIOXANE	1	U	

Parameter	Result	Val Qual	Qual Code
1,4-DIOXANE	1	U	

Parameter	Result	Val Qual	Qual Code
1,4-DIOXANE	1	U	

PROJ_NO: 01660

SDG: 8H19109 MEDIA: WATER DATA FRACTION: OS

nsample	MSA-DMW25S-081908	nsample	MSA-MW22D-081908	nsample	MW-2-081808
samp_date	8/19/2008	samp_date	8/19/2008	samp_date	8/18/2008
lab_id	A8H200234002	lab_id	A8H200234001	lab_id	A8H190109002
qc_type	NM	qc_type	NM	qc_type	NM
units	UG/L	units	UG/L	units	UG/L
Pct_Solids		Pct_Solids		Pct_Solids	
DUP_OF:		DUP_OF:		DUP_OF:	

Parameter	Result	Val Qual	Qual Code
1,4-DIOXANE	1	U	

Parameter	Result	Val Qual	Qual Code
1,4-DIOXANE	1	U	

Parameter	Result	Val Qual	Qual Code
1,4-DIOXANE	2.2		

PROJ_NO: 01660

SDG: 8H19109 MEDIA: WATER DATA FRACTION: OS

nsample	MW-22I-081808	nsample	MW-23D-081808	nsample	MW-23I-081808
samp_date	8/18/2008	samp_date	8/18/2008	samp_date	8/18/2008
lab_id	A8H190109006	lab_id	A8H190109003	lab_id	A8H190109004
qc_type	NM	qc_type	NM	qc_type	NM
units	UG/L	units	UG/L	units	UG/L
Pct_Solids		Pct_Solids		Pct_Solids	
DUP_OF:		DUP_OF:		DUP_OF:	

Parameter	Result	Val Qual	Qual Code
1,4-DIOXANE	1.1		

Parameter	Result	Val Qual	Qual Code
1,4-DIOXANE	1	U	

Parameter	Result	Val Qual	Qual Code
1,4-DIOXANE	2.4		

PROJ_NO: 01660

SDG: 8H19109 MEDIA: WATER DATA FRACTION: OS

nsample	MW-4-081808
samp_date	8/18/2008
lab_id	A8H190109007
qc_type	NM
units	UG/L
Pct_Solids	
DUP_OF:	

Parameter	Result	Val Qual	Qual Code
1,4-DIOXANE	0.54	J	P

Appendix B

Results as Reported by the Laboratory

Tetra Tech NUS, Inc

Client Sample ID: DMW-17I-082008

GC/MS Volatiles

Lot-Sample #...: A8H210130-003 **Work Order #...:** KVHV01CL **Matrix.....:** WG
Date Sampled...: 08/20/08 13:25 **Date Received..:** 08/21/08
Prep Date.....: 08/26/08 **Analysis Date..:** 08/26/08
Prep Batch #...: 8240133
Dilution Factor: 8 **Initial Wgt/Vol:** 5 mL **Final Wgt/Vol..:** 5 mL
Method.....: SW846 8260B

PARAMETER	RESULT	REPORTING LIMIT	UNITS	MDL
Acetone	**26 J,B**	**40**	**ug/L**	**8.8**
Bromobenzene	ND	8.0	ug/L	1.0
Bromochloromethane	ND	8.0	ug/L	2.3
Bromodichloromethane	ND	8.0	ug/L	1.2
2-Butanone	ND	40	ug/L	4.6
n-Butylbenzene	ND	8.0	ug/L	0.96
sec-Butylbenzene	ND	8.0	ug/L	1.0
tert-Butylbenzene	ND	8.0	ug/L	1.0
Carbon disulfide	ND	8.0	ug/L	1.0
Dibromochloromethane	ND	8.0	ug/L	1.4
1,2-Dibromo-3-chloro-propane	ND	16	ug/L	5.4
2-Chloroethyl vinyl ether	ND	40	ug/L	7.9
2-Chlorotoluene	ND	8.0	ug/L	0.88
4-Chlorotoluene	ND	8.0	ug/L	1.4
1,2-Dibromoethane	ND	8.0	ug/L	1.9
Dibromomethane	ND	8.0	ug/L	2.2
1,2-Dichlorobenzene	ND	8.0	ug/L	1.0
1,3-Dichlorobenzene	ND	8.0	ug/L	1.1
1,4-Dichlorobenzene	ND	8.0	ug/L	1.0
Dichlorodifluoromethane	ND	8.0	ug/L	2.5
cis-1,2-Dichloroethene	**290**	**8.0**	**ug/L**	**1.4**
trans-1,2-Dichloroethene	ND	8.0	ug/L	1.5
1,3-Dichloropropane	ND	8.0	ug/L	1.3
2,2-Dichloropropane	ND	8.0	ug/L	1.0
1,1-Dichloropropene	ND	8.0	ug/L	1.0
Trichlorofluoromethane	ND	8.0	ug/L	1.7
Hexachlorobutadiene	ND	8.0	ug/L	2.4
2-Hexanone	ND	40	ug/L	3.3
Isopropylbenzene	ND	8.0	ug/L	1.0
p-Isopropyltoluene	ND	8.0	ug/L	0.96
tert-Butyl alcohol	**62 J,B**	**160**	**ug/L**	**31**
4-Methyl-2-pentanone	ND	40	ug/L	2.6
Naphthalene	ND	8.0	ug/L	1.9
n-Propylbenzene	ND	8.0	ug/L	1.1
Styrene	ND	8.0	ug/L	0.88
1,1,1,2-Tetrachloroethane	ND	8.0	ug/L	1.8
1,2,3-Trichlorobenzene	ND	8.0	ug/L	1.4

(Continued on next page)

Tetra Tech NUS, Inc

Client Sample ID: DMW-17I-082008

GC/MS Volatiles

Lot-Sample #...: A8H210130-003 **Work Order #...:** KVHV01CL **Matrix.....:** WG

PARAMETER	RESULT	REPORTING LIMIT	UNITS	MDL
1,2,4-Trichloro-benzene	ND	8.0	ug/L	1.2
1,2,3-Trichloropropane	ND	8.0	ug/L	3.4
1,1,2-Trichloro-1,2,2-trifluoroethane	ND	8.0	ug/L	2.2
1,2,4-Trimethylbenzene	ND	8.0	ug/L	0.96
Vinyl acetate	ND	16	ug/L	1.5
o-Xylene	ND	8.0	ug/L	1.1
Xylenes (total)	ND	16	ug/L	2.2
Methyl tert-butyl ether	ND	40	ug/L	1.4
m-Xylene & p-Xylene	ND	16	ug/L	1.9
1,2,3-Trimethylbenzene	ND	40	ug/L	0.047
Diisopropyl Ether (DIPE)	ND	40	ug/L	12
Ethyl-t-Butyl Ether (ETBE)	ND	40	ug/L	0.88
Tert-amyl methyl ether (TAME)	ND	40	ug/L	0.54
Benzene	ND	8.0	ug/L	1.0
Bromoform	ND	8.0	ug/L	5.1
Bromomethane	ND	8.0	ug/L	3.3
Carbon tetrachloride	ND	8.0	ug/L	1.0
Chlorobenzene	ND	8.0	ug/L	1.2
Chloroethane	ND	8.0	ug/L	2.3
Chloroform	ND	8.0	ug/L	1.3
Chloromethane	ND	8.0	ug/L	2.4
1,1-Dichloroethane	ND	8.0	ug/L	1.2
1,2-Dichloroethane	**2.5 J**	**8.0**	**ug/L**	**1.8**
1,1-Dichloroethene	ND	8.0	ug/L	1.5
1,2-Dichloropropane	ND	8.0	ug/L	1.4
cis-1,3-Dichloropropene	ND	8.0	ug/L	1.1
trans-1,3-Dichloropropene	ND	8.0	ug/L	1.5
Ethylbenzene	ND	8.0	ug/L	1.4
Methylene chloride	**3.3 J**	**8.0**	**ug/L**	**2.6**
1,1,2,2-Tetrachloroethane	ND	8.0	ug/L	1.4
Tetrachloroethene	ND	8.0	ug/L	2.3
Toluene	ND	8.0	ug/L	1.0
1,1,1-Trichloroethane	ND	8.0	ug/L	1.8
Trichloroethene	**92**	**8.0**	**ug/L**	**1.4**
Vinyl chloride	**22**	**8.0**	**ug/L**	**1.8**

SURROGATE	PERCENT RECOVERY	RECOVERY LIMITS
Dibromofluoromethane	96	(73 - 122)
1,2-Dichloroethane-d4	103	(61 - 128)
Toluene-d8	103	(76 - 110)
4-Bromofluorobenzene	92	(74 - 116)

(Continued on next page)

Tetra Tech NUS, Inc

Client Sample ID: DMW-17S-082008

GC/MS Volatiles

Lot-Sample #...: A8H210130-005 **Work Order #...:** KVHV21CL **Matrix.....:** WG
Date Sampled...: 08/20/08 14:45 **Date Received..:** 08/21/08
Prep Date.....: 08/26/08 **Analysis Date..:** 08/26/08
Prep Batch #...: 8240133
Dilution Factor: 1 **Initial Wgt/Vol:** 5 mL **Final Wgt/Vol..:** 5 mL
Method.....: SW846 8260B

PARAMETER	RESULT	REPORTING LIMIT	UNITS	MDL
Acetone	**1.8 J,B**	**5.0**	**ug/L**	**1.1**
Bromobenzene	ND	1.0	ug/L	0.13
Bromochloromethane	ND	1.0	ug/L	0.29
Bromodichloromethane	ND	1.0	ug/L	0.15
2-Butanone	**0.74 J**	**5.0**	**ug/L**	**0.57**
n-Butylbenzene	ND	1.0	ug/L	0.12
sec-Butylbenzene	ND	1.0	ug/L	0.13
tert-Butylbenzene	ND	1.0	ug/L	0.13
Carbon disulfide	ND	1.0	ug/L	0.13
Dibromochloromethane	ND	1.0	ug/L	0.18
1,2-Dibromo-3-chloro-propane	ND	2.0	ug/L	0.67
2-Chloroethyl vinyl ether	ND	5.0	ug/L	0.99
2-Chlorotoluene	ND	1.0	ug/L	0.11
4-Chlorotoluene	ND	1.0	ug/L	0.18
1,2-Dibromoethane	ND	1.0	ug/L	0.24
Dibromomethane	ND	1.0	ug/L	0.28
1,2-Dichlorobenzene	ND	1.0	ug/L	0.13
1,3-Dichlorobenzene	ND	1.0	ug/L	0.14
1,4-Dichlorobenzene	ND	1.0	ug/L	0.13
Dichlorodifluoromethane	ND	1.0	ug/L	0.31
cis-1,2-Dichloroethene	ND	1.0	ug/L	0.17
trans-1,2-Dichloroethene	ND	1.0	ug/L	0.19
1,3-Dichloropropane	ND	1.0	ug/L	0.16
2,2-Dichloropropane	ND	1.0	ug/L	0.13
1,1-Dichloropropene	ND	1.0	ug/L	0.13
Trichlorofluoromethane	ND	1.0	ug/L	0.21
Hexachlorobutadiene	ND	1.0	ug/L	0.30
2-Hexanone	ND	5.0	ug/L	0.41
Isopropylbenzene	ND	1.0	ug/L	0.13
p-Isopropyltoluene	ND	1.0	ug/L	0.12
tert-Butyl alcohol	**5.6 J,B**	**20**	**ug/L**	**3.9**
4-Methyl-2-pentanone	ND	5.0	ug/L	0.32
Naphthalene	ND	1.0	ug/L	0.24
n-Propylbenzene	ND	1.0	ug/L	0.14
Styrene	ND	1.0	ug/L	0.11
1,1,1,2-Tetrachloroethane	ND	1.0	ug/L	0.23
1,2,3-Trichlorobenzene	ND	1.0	ug/L	0.17

(Continued on next page)

Tetra Tech NUS, Inc

Client Sample ID: DMW-17S-082008

GC/MS Volatiles

Lot-Sample #...: A8H210130-005 **Work Order #...:** KVHV21CL **Matrix.....:** WG

PARAMETER	RESULT	REPORTING LIMIT	UNITS	MDL
1,2,4-Trichloro-benzene	ND	1.0	ug/L	0.15
1,2,3-Trichloropropane	ND	1.0	ug/L	0.43
1,1,2-Trichloro-1,2,2-trifluoroethane	ND	1.0	ug/L	0.28
1,2,4-Trimethylbenzene	ND	1.0	ug/L	0.12
Vinyl acetate	ND	2.0	ug/L	0.19
o-Xylene	ND	1.0	ug/L	0.14
Xylenes (total)	ND	2.0	ug/L	0.28
Methyl tert-butyl ether	ND	5.0	ug/L	0.17
m-Xylene & p-Xylene	ND	2.0	ug/L	0.24
1,2,3-Trimethylbenzene	ND	5.0	ug/L	0.0059
Diisopropyl Ether (DIPE)	ND	5.0	ug/L	1.5
Ethyl-t-Butyl Ether (ETBE)	ND	5.0	ug/L	0.11
Tert-amyl methyl ether (TAME)	ND	5.0	ug/L	0.067
Benzene	ND	1.0	ug/L	0.13
Bromoform	ND	1.0	ug/L	0.64
Bromomethane	ND	1.0	ug/L	0.41
Carbon tetrachloride	ND	1.0	ug/L	0.13
Chlorobenzene	ND	1.0	ug/L	0.15
Chloroethane	ND	1.0	ug/L	0.29
Chloroform	ND	1.0	ug/L	0.16
Chloromethane	ND	1.0	ug/L	0.30
1,1-Dichloroethane	ND	1.0	ug/L	0.15
1,2-Dichloroethane	ND	1.0	ug/L	0.22
1,1-Dichloroethene	ND	1.0	ug/L	0.19
1,2-Dichloropropane	ND	1.0	ug/L	0.18
cis-1,3-Dichloropropene	ND	1.0	ug/L	0.14
trans-1,3-Dichloropropene	ND	1.0	ug/L	0.19
Ethylbenzene	ND	1.0	ug/L	0.17
Methylene chloride	ND	1.0	ug/L	0.33
1,1,2,2-Tetrachloroethane	ND	1.0	ug/L	0.18
Tetrachloroethene	ND	1.0	ug/L	0.29
Toluene	ND	1.0	ug/L	0.13
1,1,1-Trichloroethane	ND	1.0	ug/L	0.22
Trichloroethene	ND	1.0	ug/L	0.17
Vinyl chloride	**0.54 J**	**1.0**	**ug/L**	**0.22**

SURROGATE	PERCENT RECOVERY	RECOVERY LIMITS
Dibromofluoromethane	91	(73 - 122)
1,2-Dichloroethane-d4	102	(61 - 128)
Toluene-d8	105	(76 - 110)
4-Bromofluorobenzene	94	(74 - 116)

(Continued on next page)

Tetra Tech NUS, Inc

Client Sample ID: DMW-1S-081808

GC/MS Volatiles

Lot-Sample #...: A8H190109-005 **Work Order #...:** KVC5P1CM **Matrix.....:** WG
Date Sampled...: 08/18/08 14:15 **Date Received..:** 08/19/08
Prep Date.....: 08/26/08 **Analysis Date..:** 08/26/08
Prep Batch #...: 8240133
Dilution Factor: 28.57 **Initial Wgt/Vol:** 5 mL **Final Wgt/Vol..:** 5 mL
Method.....: SW846 8260B

PARAMETER	RESULT	REPORTING LIMIT	UNITS	MDL
Acetone	**110 J,B**	**140**	**ug/L**	**31**
Bromobenzene	ND	29	ug/L	3.7
Bromochloromethane	ND	29	ug/L	8.3
Bromodichloromethane	ND	29	ug/L	4.3
2-Butanone	ND	140	ug/L	16
n-Butylbenzene	ND	29	ug/L	3.4
sec-Butylbenzene	ND	29	ug/L	3.7
tert-Butylbenzene	ND	29	ug/L	3.7
Carbon disulfide	ND	29	ug/L	3.7
Dibromochloromethane	ND	29	ug/L	5.1
1,2-Dibromo-3-chloro-propane	ND	57	ug/L	19
2-Chloroethyl vinyl ether	ND	140	ug/L	28
2-Chlorotoluene	ND	29	ug/L	3.1
4-Chlorotoluene	ND	29	ug/L	5.1
1,2-Dibromoethane	ND	29	ug/L	6.9
Dibromomethane	ND	29	ug/L	8.0
1,2-Dichlorobenzene	ND	29	ug/L	3.7
1,3-Dichlorobenzene	ND	29	ug/L	4.0
1,4-Dichlorobenzene	ND	29	ug/L	3.7
Dichlorodifluoromethane	ND	29	ug/L	8.9
cis-1,2-Dichloroethene	**110**	**29**	**ug/L**	**4.9**
trans-1,2-Dichloroethene	ND	29	ug/L	5.4
1,3-Dichloropropane	ND	29	ug/L	4.6
2,2-Dichloropropane	ND	29	ug/L	3.7
1,1-Dichloropropene	ND	29	ug/L	3.7
Trichlorofluoromethane	ND	29	ug/L	6.0
Hexachlorobutadiene	ND	29	ug/L	8.6
2-Hexanone	ND	140	ug/L	12
Isopropylbenzene	ND	29	ug/L	3.7
p-Isopropyltoluene	ND	29	ug/L	3.4
tert-Butyl alcohol	**320 J,B**	**570**	**ug/L**	**110**
4-Methyl-2-pentanone	ND	140	ug/L	9.1
Naphthalene	ND	29	ug/L	6.9
n-Propylbenzene	ND	29	ug/L	4.0
Styrene	ND	29	ug/L	3.1
1,1,1,2-Tetrachloroethane	ND	29	ug/L	6.6
1,2,3-Trichlorobenzene	ND	29	ug/L	4.9

(Continued on next page)

Tetra Tech NUS, Inc

Client Sample ID: DMW-1S-081808

GC/MS Volatiles

Lot-Sample #...: A8H190109-005 **Work Order #...:** KVC5P1CM **Matrix.....:** WG

PARAMETER	RESULT	REPORTING LIMIT	UNITS	MDL
1,2,4-Trichloro-benzene	ND	29	ug/L	4.3
1,2,3-Trichloropropane	ND	29	ug/L	12
1,1,2-Trichloro-1,2,2-trifluoroethane	ND	29	ug/L	8.0
1,2,4-Trimethylbenzene	ND	29	ug/L	3.4
Vinyl acetate	ND	57	ug/L	5.4
o-Xylene	ND	29	ug/L	4.0
Xylenes (total)	ND	57	ug/L	8.0
Methyl tert-butyl ether	ND	140	ug/L	4.9
m-Xylene & p-Xylene	ND	57	ug/L	6.9
1,2,3-Trimethylbenzene	ND	140	ug/L	0.17
Diisopropyl Ether (DIPE)	ND	140	ug/L	43
Ethyl-t-Butyl Ether (ETBE)	ND	140	ug/L	3.1
Tert-amyl methyl ether (TAME)	ND	140	ug/L	1.9
Benzene	ND	29	ug/L	3.7
Bromoform	ND	29	ug/L	18
Bromomethane	ND	29	ug/L	12
Carbon tetrachloride	ND	29	ug/L	3.7
Chlorobenzene	**720**	**29**	**ug/L**	**4.3**
Chloroethane	ND	29	ug/L	8.3
Chloroform	ND	29	ug/L	4.6
Chloromethane	ND	29	ug/L	8.6
1,1-Dichloroethane	ND	29	ug/L	4.3
1,2-Dichloroethane	ND	29	ug/L	6.3
1,1-Dichloroethene	ND	29	ug/L	5.4
1,2-Dichloropropane	ND	29	ug/L	5.1
cis-1,3-Dichloropropene	ND	29	ug/L	4.0
trans-1,3-Dichloropropene	ND	29	ug/L	5.4
Ethylbenzene	ND	29	ug/L	4.9
Methylene chloride	ND	29	ug/L	9.4
1,1,2,2-Tetrachloroethane	ND	29	ug/L	5.1
Tetrachloroethene	ND	29	ug/L	8.3
Toluene	ND	29	ug/L	3.7
1,1,1-Trichloroethane	ND	29	ug/L	6.3
Trichloroethene	**20 J**	**29**	**ug/L**	**4.9**
Vinyl chloride	**57**	**29**	**ug/L**	**6.3**

SURROGATE	PERCENT RECOVERY	RECOVERY LIMITS
Dibromofluoromethane	96	(73 - 122)
1,2-Dichloroethane-d4	102	(61 - 128)
Toluene-d8	104	(76 - 110)
4-Bromofluorobenzene	92	(74 - 116)

(Continued on next page)

Tetra Tech NUS, Inc

Client Sample ID: DMW-6D-082008

GC/MS Volatiles

Lot-Sample #...: A8H210130-004 **Work Order #...:** KVHV11CL **Matrix.....:** WG
Date Sampled...: 08/20/08 14:30 **Date Received..:** 08/21/08
Prep Date.....: 08/26/08 **Analysis Date..:** 08/26/08
Prep Batch #...: 8240133
Dilution Factor: 1 **Initial Wgt/Vol:** 5 mL **Final Wgt/Vol..:** 5 mL
Method.....: SW846 8260B

PARAMETER	RESULT	REPORTING LIMIT	UNITS	MDL
Acetone	**2.8 J,B**	**5.0**	**ug/L**	**1.1**
Bromobenzene	ND	1.0	ug/L	0.13
Bromochloromethane	ND	1.0	ug/L	0.29
Bromodichloromethane	ND	1.0	ug/L	0.15
2-Butanone	ND	5.0	ug/L	0.57
n-Butylbenzene	ND	1.0	ug/L	0.12
sec-Butylbenzene	ND	1.0	ug/L	0.13
tert-Butylbenzene	ND	1.0	ug/L	0.13
Carbon disulfide	ND	1.0	ug/L	0.13
Dibromochloromethane	ND	1.0	ug/L	0.18
1,2-Dibromo-3-chloro-propane	ND	2.0	ug/L	0.67
2-Chloroethyl vinyl ether	ND	5.0	ug/L	0.99
2-Chlorotoluene	ND	1.0	ug/L	0.11
4-Chlorotoluene	ND	1.0	ug/L	0.18
1,2-Dibromoethane	ND	1.0	ug/L	0.24
Dibromomethane	ND	1.0	ug/L	0.28
1,2-Dichlorobenzene	ND	1.0	ug/L	0.13
1,3-Dichlorobenzene	ND	1.0	ug/L	0.14
1,4-Dichlorobenzene	ND	1.0	ug/L	0.13
Dichlorodifluoromethane	ND	1.0	ug/L	0.31
cis-1,2-Dichloroethene	ND	1.0	ug/L	0.17
trans-1,2-Dichloroethene	ND	1.0	ug/L	0.19
1,3-Dichloropropane	ND	1.0	ug/L	0.16
2,2-Dichloropropane	ND	1.0	ug/L	0.13
1,1-Dichloropropene	ND	1.0	ug/L	0.13
Trichlorofluoromethane	ND	1.0	ug/L	0.21
Hexachlorobutadiene	ND	1.0	ug/L	0.30
2-Hexanone	ND	5.0	ug/L	0.41
Isopropylbenzene	ND	1.0	ug/L	0.13
p-Isopropyltoluene	ND	1.0	ug/L	0.12
tert-Butyl alcohol	**6.6 J,B**	**20**	**ug/L**	**3.9**
4-Methyl-2-pentanone	ND	5.0	ug/L	0.32
Naphthalene	**0.32 J**	**1.0**	**ug/L**	**0.24**
n-Propylbenzene	ND	1.0	ug/L	0.14
Styrene	ND	1.0	ug/L	0.11
1,1,1,2-Tetrachloroethane	ND	1.0	ug/L	0.23
1,2,3-Trichlorobenzene	**0.27 J**	**1.0**	**ug/L**	**0.17**

(Continued on next page)

Tetra Tech NUS, Inc

Client Sample ID: DMW-6D-082008

GC/MS Volatiles

Lot-Sample #...: A8H210130-004 **Work Order #...:** KVHV11CL **Matrix.....:** WG

PARAMETER	RESULT	REPORTING LIMIT	UNITS	MDL
1,2,4-Trichloro-benzene	ND	1.0	ug/L	0.15
1,2,3-Trichloropropane	ND	1.0	ug/L	0.43
1,1,2-Trichloro-1,2,2-trifluoroethane	ND	1.0	ug/L	0.28
1,2,4-Trimethylbenzene	ND	1.0	ug/L	0.12
Vinyl acetate	ND	2.0	ug/L	0.19
o-Xylene	ND	1.0	ug/L	0.14
Xylenes (total)	ND	2.0	ug/L	0.28
Methyl tert-butyl ether	ND	5.0	ug/L	0.17
m-Xylene & p-Xylene	ND	2.0	ug/L	0.24
1,2,3-Trimethylbenzene	ND	5.0	ug/L	0.0059
Diisopropyl Ether (DIPE)	ND	5.0	ug/L	1.5
Ethyl-t-Butyl Ether (ETBE)	ND	5.0	ug/L	0.11
Tert-amyl methyl ether (TAME)	ND	5.0	ug/L	0.067
Benzene	ND	1.0	ug/L	0.13
Bromoform	ND	1.0	ug/L	0.64
Bromomethane	ND	1.0	ug/L	0.41
Carbon tetrachloride	ND	1.0	ug/L	0.13
Chlorobenzene	ND	1.0	ug/L	0.15
Chloroethane	ND	1.0	ug/L	0.29
Chloroform	ND	1.0	ug/L	0.16
Chloromethane	ND	1.0	ug/L	0.30
1,1-Dichloroethane	ND	1.0	ug/L	0.15
1,2-Dichloroethane	ND	1.0	ug/L	0.22
1,1-Dichloroethene	ND	1.0	ug/L	0.19
1,2-Dichloropropane	ND	1.0	ug/L	0.18
cis-1,3-Dichloropropene	ND	1.0	ug/L	0.14
trans-1,3-Dichloropropene	ND	1.0	ug/L	0.19
Ethylbenzene	ND	1.0	ug/L	0.17
Methylene chloride	ND	1.0	ug/L	0.33
1,1,2,2-Tetrachloroethane	ND	1.0	ug/L	0.18
Tetrachloroethene	ND	1.0	ug/L	0.29
Toluene	ND	1.0	ug/L	0.13
1,1,1-Trichloroethane	ND	1.0	ug/L	0.22
Trichloroethene	ND	1.0	ug/L	0.17
Vinyl chloride	ND	1.0	ug/L	0.22

SURROGATE	PERCENT RECOVERY	RECOVERY LIMITS
Dibromofluoromethane	93	(73 - 122)
1,2-Dichloroethane-d4	103	(61 - 128)
Toluene-d8	106	(76 - 110)
4-Bromofluorobenzene	97	(74 - 116)

(Continued on next page)

Tetra Tech NUS, Inc

Client Sample ID: DMW-6I-082008

GC/MS Volatiles

Lot-Sample #...: A8H210130-002 **Work Order #...:** KVHVL1CL **Matrix.....:** WG
Date Sampled...: 08/20/08 13:09 **Date Received..:** 08/21/08
Prep Date.....: 08/26/08 **Analysis Date..:** 08/26/08
Prep Batch #...: 8240133
Dilution Factor: 1 **Initial Wgt/Vol:** 5 mL **Final Wgt/Vol..:** 5 mL
Method.....: SW846 8260B

PARAMETER	RESULT	REPORTING LIMIT	UNITS	MDL
Acetone	3.2 J,B	**5.0**	**ug/L**	**1.1**
Bromobenzene	ND	1.0	ug/L	0.13
Bromochloromethane	ND	1.0	ug/L	0.29
Bromodichloromethane	ND	1.0	ug/L	0.15
2-Butanone	ND	5.0	ug/L	0.57
n-Butylbenzene	ND	1.0	ug/L	0.12
sec-Butylbenzene	ND	1.0	ug/L	0.13
tert-Butylbenzene	ND	1.0	ug/L	0.13
Carbon disulfide	ND	1.0	ug/L	0.13
Dibromochloromethane	ND	1.0	ug/L	0.18
1,2-Dibromo-3-chloro-propane	ND	2.0	ug/L	0.67
2-Chloroethyl vinyl ether	ND	5.0	ug/L	0.99
2-Chlorotoluene	ND	1.0	ug/L	0.11
4-Chlorotoluene	ND	1.0	ug/L	0.18
1,2-Dibromoethane	ND	1.0	ug/L	0.24
Dibromomethane	ND	1.0	ug/L	0.28
1,2-Dichlorobenzene	ND	1.0	ug/L	0.13
1,3-Dichlorobenzene	ND	1.0	ug/L	0.14
1,4-Dichlorobenzene	ND	1.0	ug/L	0.13
Dichlorodifluoromethane	ND	1.0	ug/L	0.31
cis-1,2-Dichloroethene	ND	1.0	ug/L	0.17
trans-1,2-Dichloroethene	ND	1.0	ug/L	0.19
1,3-Dichloropropane	ND	1.0	ug/L	0.16
2,2-Dichloropropane	ND	1.0	ug/L	0.13
1,1-Dichloropropene	ND	1.0	ug/L	0.13
Trichlorofluoromethane	ND	1.0	ug/L	0.21
Hexachlorobutadiene	ND	1.0	ug/L	0.30
2-Hexanone	ND	5.0	ug/L	0.41
Isopropylbenzene	ND	1.0	ug/L	0.13
p-Isopropyltoluene	ND	1.0	ug/L	0.12
tert-Butyl alcohol	6.8 J,B	**20**	**ug/L**	**3.9**
4-Methyl-2-pentanone	ND	5.0	ug/L	0.32
Naphthalene	ND	1.0	ug/L	0.24
n-Propylbenzene	ND	1.0	ug/L	0.14
Styrene	ND	1.0	ug/L	0.11
1,1,1,2-Tetrachloroethane	ND	1.0	ug/L	0.23
1,2,3-Trichlorobenzene	ND	1.0	ug/L	0.17

(Continued on next page)

Tetra Tech NUS, Inc

Client Sample ID: DMW-6I-082008

GC/MS Volatiles

Lot-Sample #...: A8H210130-002 **Work Order #...:** KVHVL1CL **Matrix.....:** WG

PARAMETER	RESULT	REPORTING LIMIT	UNITS	MDL
1,2,4-Trichloro-benzene	ND	1.0	ug/L	0.15
1,2,3-Trichloropropane	ND	1.0	ug/L	0.43
1,1,2-Trichloro-1,2,2-trifluoroethane	ND	1.0	ug/L	0.28
1,2,4-Trimethylbenzene	ND	1.0	ug/L	0.12
Vinyl acetate	ND	2.0	ug/L	0.19
o-Xylene	ND	1.0	ug/L	0.14
Xylenes (total)	ND	2.0	ug/L	0.28
Methyl tert-butyl ether	ND	5.0	ug/L	0.17
m-Xylene & p-Xylene	ND	2.0	ug/L	0.24
1,2,3-Trimethylbenzene	ND	5.0	ug/L	0.0059
Diisopropyl Ether (DIPE)	ND	5.0	ug/L	1.5
Ethyl-t-Butyl Ether (ETBE)	ND	5.0	ug/L	0.11
Tert-amyl methyl ether (TAME)	ND	5.0	ug/L	0.067
Benzene	ND	1.0	ug/L	0.13
Bromoform	ND	1.0	ug/L	0.64
Bromomethane	ND	1.0	ug/L	0.41
Carbon tetrachloride	ND	1.0	ug/L	0.13
Chlorobenzene	ND	1.0	ug/L	0.15
Chloroethane	ND	1.0	ug/L	0.29
Chloroform	ND	1.0	ug/L	0.16
Chloromethane	ND	1.0	ug/L	0.30
1,1-Dichloroethane	ND	1.0	ug/L	0.15
1,2-Dichloroethane	ND	1.0	ug/L	0.22
1,1-Dichloroethene	ND	1.0	ug/L	0.19
1,2-Dichloropropane	ND	1.0	ug/L	0.18
cis-1,3-Dichloropropene	ND	1.0	ug/L	0.14
trans-1,3-Dichloropropene	ND	1.0	ug/L	0.19
Ethylbenzene	ND	1.0	ug/L	0.17
Methylene chloride	ND	1.0	ug/L	0.33
1,1,2,2-Tetrachloroethane	ND	1.0	ug/L	0.18
Tetrachloroethene	ND	1.0	ug/L	0.29
Toluene	ND	1.0	ug/L	0.13
1,1,1-Trichloroethane	ND	1.0	ug/L	0.22
Trichloroethene	ND	1.0	ug/L	0.17
Vinyl chloride	ND	1.0	ug/L	0.22

SURROGATE	PERCENT RECOVERY	RECOVERY LIMITS
Dibromofluoromethane	97	(73 - 122)
1,2-Dichloroethane-d4	102	(61 - 128)
Toluene-d8	102	(76 - 110)
4-Bromofluorobenzene	93	(74 - 116)

(Continued on next page)

Tetra Tech NUS, Inc

Client Sample ID: MSA-DMW25I-081908

GC/MS Volatiles

Lot-Sample #...: A8H200234-003 **Work Order #...:** KVGCW1CL **Matrix.....:** WG
Date Sampled...: 08/19/08 14:37 **Date Received..:** 08/20/08
Prep Date.....: 08/22/08 **Analysis Date..:** 08/22/08
Prep Batch #...: 8238104
Dilution Factor: 1 **Initial Wgt/Vol:** 5 mL **Final Wgt/Vol..:** 5 mL
Method.....: SW846 8260B

PARAMETER	RESULT	REPORTING LIMIT	UNITS	MDL
Acetone	**3.1 J,B**	**5.0**	**ug/L**	**1.1**
Bromobenzene	ND	1.0	ug/L	0.13
Bromochloromethane	ND	1.0	ug/L	0.29
Bromodichloromethane	ND	1.0	ug/L	0.15
2-Butanone	ND	5.0	ug/L	0.57
n-Butylbenzene	ND	1.0	ug/L	0.12
sec-Butylbenzene	ND	1.0	ug/L	0.13
tert-Butylbenzene	ND	1.0	ug/L	0.13
Carbon disulfide	ND	1.0	ug/L	0.13
Dibromochloromethane	ND	1.0	ug/L	0.18
1,2-Dibromo-3-chloro-propane	ND	2.0	ug/L	0.67
2-Chloroethyl vinyl ether	ND	5.0	ug/L	0.99
2-Chlorotoluene	ND	1.0	ug/L	0.11
4-Chlorotoluene	ND	1.0	ug/L	0.18
1,2-Dibromoethane	ND	1.0	ug/L	0.24
Dibromomethane	ND	1.0	ug/L	0.28
1,2-Dichlorobenzene	ND	1.0	ug/L	0.13
1,3-Dichlorobenzene	ND	1.0	ug/L	0.14
1,4-Dichlorobenzene	ND	1.0	ug/L	0.13
Dichlorodifluoromethane	ND	1.0	ug/L	0.31
cis-1,2-Dichloroethene	ND	1.0	ug/L	0.17
trans-1,2-Dichloroethene	ND	1.0	ug/L	0.19
1,3-Dichloropropane	ND	1.0	ug/L	0.16
2,2-Dichloropropane	ND	1.0	ug/L	0.13
1,1-Dichloropropene	ND	1.0	ug/L	0.13
Trichlorofluoromethane	ND	1.0	ug/L	0.21
Hexachlorobutadiene	ND	1.0	ug/L	0.30
2-Hexanone	ND	5.0	ug/L	0.41
Isopropylbenzene	ND	1.0	ug/L	0.13
p-Isopropyltoluene	ND	1.0	ug/L	0.12
tert-Butyl alcohol	**7.6 J,B**	**20**	**ug/L**	**3.9**
4-Methyl-2-pentanone	ND	5.0	ug/L	0.32
Naphthalene	ND	1.0	ug/L	0.24
n-Propylbenzene	ND	1.0	ug/L	0.14
Styrene	ND	1.0	ug/L	0.11
1,1,1,2-Tetrachloroethane	ND	1.0	ug/L	0.23
1,2,3-Trichlorobenzene	ND	1.0	ug/L	0.17

(Continued on next page)

Tetra Tech NUS, Inc

Client Sample ID: MSA-DMW25I-081908

GC/MS Volatiles

Lot-Sample #...: A8H200234-003 **Work Order #...:** KVGCW1CL **Matrix.....:** WG

PARAMETER	RESULT	REPORTING LIMIT	UNITS	MDL
1,2,4-Trichloro-benzene	ND	1.0	ug/L	0.15
1,2,3-Trichloropropane	ND	1.0	ug/L	0.43
1,1,2-Trichloro-1,2,2-trifluoroethane	ND	1.0	ug/L	0.28
1,2,4-Trimethylbenzene	ND	1.0	ug/L	0.12
Vinyl acetate	ND	2.0	ug/L	0.19
o-Xylene	ND	1.0	ug/L	0.14
Xylenes (total)	ND	2.0	ug/L	0.28
Methyl tert-butyl ether	ND	5.0	ug/L	0.17
m-Xylene & p-Xylene	ND	2.0	ug/L	0.24
1,2,3-Trimethylbenzene	ND	5.0	ug/L	0.0059
Diisopropyl Ether (DIPE)	ND	5.0	ug/L	1.5
Ethyl-t-Butyl Ether (ETBE)	ND	5.0	ug/L	0.11
Tert-amyl methyl ether (TAME)	ND	5.0	ug/L	0.067
Benzene	ND	1.0	ug/L	0.13
Bromoform	ND	1.0	ug/L	0.64
Bromomethane	ND	1.0	ug/L	0.41
Carbon tetrachloride	ND	1.0	ug/L	0.13
Chlorobenzene	ND	1.0	ug/L	0.15
Chloroethane	ND	1.0	ug/L	0.29
Chloroform	ND	1.0	ug/L	0.16
Chloromethane	ND	1.0	ug/L	0.30
1,1-Dichloroethane	ND	1.0	ug/L	0.15
1,2-Dichloroethane	ND	1.0	ug/L	0.22
1,1-Dichloroethene	ND	1.0	ug/L	0.19
1,2-Dichloropropane	ND	1.0	ug/L	0.18
cis-1,3-Dichloropropene	ND	1.0	ug/L	0.14
trans-1,3-Dichloropropene	ND	1.0	ug/L	0.19
Ethylbenzene	ND	1.0	ug/L	0.17
Methylene chloride	ND	1.0	ug/L	0.33
1,1,2,2-Tetrachloroethane	ND	1.0	ug/L	0.18
Tetrachloroethene	ND	1.0	ug/L	0.29
Toluene	ND	1.0	ug/L	0.13
1,1,1-Trichloroethane	ND	1.0	ug/L	0.22
Trichloroethene	**0.34 J**	**1.0**	**ug/L**	**0.17**
Vinyl chloride	ND	1.0	ug/L	0.22

SURROGATE	PERCENT RECOVERY	RECOVERY LIMITS
Dibromofluoromethane	94	(73 - 122)
1,2-Dichloroethane-d4	100	(61 - 128)
Toluene-d8	104	(76 - 110)
4-Bromofluorobenzene	94	(74 - 116)

(Continued on next page)

Tetra Tech NUS, Inc

Client Sample ID: MSA-DMW25S-081908

GC/MS Volatiles

Lot-Sample #...: A8H200234-002 **Work Order #...:** KVGCT1CL **Matrix.....:** WG
Date Sampled...: 08/19/08 14:25 **Date Received..:** 08/20/08
Prep Date.....: 08/22/08 **Analysis Date..:** 08/22/08
Prep Batch #...: 8238104
Dilution Factor: 1 **Initial Wgt/Vol:** 5 mL **Final Wgt/Vol..:** 5 mL
Method.....: SW846 8260B

PARAMETER	RESULT	REPORTING LIMIT	UNITS	MDL
Acetone	**2.9 J,B**	**5.0**	**ug/L**	**1.1**
Bromobenzene	ND	1.0	ug/L	0.13
Bromochloromethane	ND	1.0	ug/L	0.29
Bromodichloromethane	ND	1.0	ug/L	0.15
2-Butanone	**0.82 J**	**5.0**	**ug/L**	**0.57**
n-Butylbenzene	ND	1.0	ug/L	0.12
sec-Butylbenzene	ND	1.0	ug/L	0.13
tert-Butylbenzene	ND	1.0	ug/L	0.13
Carbon disulfide	ND	1.0	ug/L	0.13
Dibromochloromethane	ND	1.0	ug/L	0.18
1,2-Dibromo-3-chloro-propane	ND	2.0	ug/L	0.67
2-Chloroethyl vinyl ether	ND	5.0	ug/L	0.99
2-Chlorotoluene	ND	1.0	ug/L	0.11
4-Chlorotoluene	ND	1.0	ug/L	0.18
1,2-Dibromoethane	ND	1.0	ug/L	0.24
Dibromomethane	ND	1.0	ug/L	0.28
1,2-Dichlorobenzene	ND	1.0	ug/L	0.13
1,3-Dichlorobenzene	ND	1.0	ug/L	0.14
1,4-Dichlorobenzene	ND	1.0	ug/L	0.13
Dichlorodifluoromethane	ND	1.0	ug/L	0.31
cis-1,2-Dichloroethene	**3.3**	**1.0**	**ug/L**	**0.17**
trans-1,2-Dichloroethene	ND	1.0	ug/L	0.19
1,3-Dichloropropane	ND	1.0	ug/L	0.16
2,2-Dichloropropane	ND	1.0	ug/L	0.13
1,1-Dichloropropene	ND	1.0	ug/L	0.13
Trichlorofluoromethane	ND	1.0	ug/L	0.21
Hexachlorobutadiene	ND	1.0	ug/L	0.30
2-Hexanone	ND	5.0	ug/L	0.41
Isopropylbenzene	ND	1.0	ug/L	0.13
p-Isopropyltoluene	ND	1.0	ug/L	0.12
tert-Butyl alcohol	ND	20	ug/L	3.9
4-Methyl-2-pentanone	ND	5.0	ug/L	0.32
Naphthalene	ND	1.0	ug/L	0.24
n-Propylbenzene	ND	1.0	ug/L	0.14
Styrene	ND	1.0	ug/L	0.11
1,1,1,2-Tetrachloroethane	ND	1.0	ug/L	0.23
1,2,3-Trichlorobenzene	ND	1.0	ug/L	0.17

(Continued on next page)

Tetra Tech NUS, Inc

Client Sample ID: MSA-DMW25S-081908

GC/MS Volatiles

Lot-Sample #...: A8H200234-002 **Work Order #...:** KVGCT1CL **Matrix.....:** WG

PARAMETER	RESULT	REPORTING LIMIT	UNITS	MDL
1,2,4-Trichloro-benzene	ND	1.0	ug/L	0.15
1,2,3-Trichloropropane	ND	1.0	ug/L	0.43
1,1,2-Trichloro-1,2,2-trifluoroethane	ND	1.0	ug/L	0.28
1,2,4-Trimethylbenzene	ND	1.0	ug/L	0.12
Vinyl acetate	ND	2.0	ug/L	0.19
o-Xylene	ND	1.0	ug/L	0.14
Xylenes (total)	ND	2.0	ug/L	0.28
Methyl tert-butyl ether	ND	5.0	ug/L	0.17
m-Xylene & p-Xylene	ND	2.0	ug/L	0.24
1,2,3-Trimethylbenzene	ND	5.0	ug/L	0.0059
Diisopropyl Ether (DIPE)	ND	5.0	ug/L	1.5
Ethyl-t-Butyl Ether (ETBE)	ND	5.0	ug/L	0.11
Tert-amyl methyl ether (TAME)	ND	5.0	ug/L	0.067
Benzene	ND	1.0	ug/L	0.13
Bromoform	ND	1.0	ug/L	0.64
Bromomethane	ND	1.0	ug/L	0.41
Carbon tetrachloride	ND	1.0	ug/L	0.13
Chlorobenzene	ND	1.0	ug/L	0.15
Chloroethane	ND	1.0	ug/L	0.29
Chloroform	ND	1.0	ug/L	0.16
Chloromethane	ND	1.0	ug/L	0.30
1,1-Dichloroethane	ND	1.0	ug/L	0.15
1,2-Dichloroethane	ND	1.0	ug/L	0.22
1,1-Dichloroethene	ND	1.0	ug/L	0.19
1,2-Dichloropropane	ND	1.0	ug/L	0.18
cis-1,3-Dichloropropene	ND	1.0	ug/L	0.14
trans-1,3-Dichloropropene	ND	1.0	ug/L	0.19
Ethylbenzene	ND	1.0	ug/L	0.17
Methylene chloride	ND	1.0	ug/L	0.33
1,1,2,2-Tetrachloroethane	ND	1.0	ug/L	0.18
Tetrachloroethene	ND	1.0	ug/L	0.29
Toluene	ND	1.0	ug/L	0.13
1,1,1-Trichloroethane	ND	1.0	ug/L	0.22
Trichloroethene	**0.53 J**	**1.0**	**ug/L**	**0.17**
Vinyl chloride	ND	1.0	ug/L	0.22

SURROGATE	PERCENT RECOVERY	RECOVERY LIMITS
Dibromofluoromethane	93	(73 - 122)
1,2-Dichloroethane-d4	101	(61 - 128)
Toluene-d8	106	(76 - 110)
4-Bromofluorobenzene	96	(74 - 116)

(Continued on next page)

Tetra Tech NUS, Inc

Client Sample ID: MSA-MW22D-081908

GC/MS Volatiles

Lot-Sample #...: A8H200234-001 **Work Order #...:** KVGCK1CL **Matrix.....:** WG
Date Sampled...: 08/19/08 11:25 **Date Received..:** 08/20/08
Prep Date.....: 08/22/08 **Analysis Date..:** 08/22/08
Prep Batch #...: 8238104
Dilution Factor: 1 **Initial Wgt/Vol:** 5 mL **Final Wgt/Vol..:** 5 mL
Method.....: SW846 8260B

PARAMETER	RESULT	REPORTING LIMIT	UNITS	MDL
Acetone	**2.1 J,B**	**5.0**	**ug/L**	**1.1**
Bromobenzene	ND	1.0	ug/L	0.13
Bromochloromethane	ND	1.0	ug/L	0.29
Bromodichloromethane	ND	1.0	ug/L	0.15
2-Butanone	ND	5.0	ug/L	0.57
n-Butylbenzene	ND	1.0	ug/L	0.12
sec-Butylbenzene	ND	1.0	ug/L	0.13
tert-Butylbenzene	ND	1.0	ug/L	0.13
Carbon disulfide	ND	1.0	ug/L	0.13
Dibromochloromethane	ND	1.0	ug/L	0.18
1,2-Dibromo-3-chloro-propane	ND	2.0	ug/L	0.67
2-Chloroethyl vinyl ether	ND	5.0	ug/L	0.99
2-Chlorotoluene	ND	1.0	ug/L	0.11
4-Chlorotoluene	ND	1.0	ug/L	0.18
1,2-Dibromoethane	ND	1.0	ug/L	0.24
Dibromomethane	ND	1.0	ug/L	0.28
1,2-Dichlorobenzene	ND	1.0	ug/L	0.13
1,3-Dichlorobenzene	ND	1.0	ug/L	0.14
1,4-Dichlorobenzene	ND	1.0	ug/L	0.13
Dichlorodifluoromethane	ND	1.0	ug/L	0.31
cis-1,2-Dichloroethene	**0.37 J**	**1.0**	**ug/L**	**0.17**
trans-1,2-Dichloroethene	ND	1.0	ug/L	0.19
1,3-Dichloropropane	ND	1.0	ug/L	0.16
2,2-Dichloropropane	ND	1.0	ug/L	0.13
1,1-Dichloropropene	ND	1.0	ug/L	0.13
Trichlorofluoromethane	ND	1.0	ug/L	0.21
Hexachlorobutadiene	ND	1.0	ug/L	0.30
2-Hexanone	ND	5.0	ug/L	0.41
Isopropylbenzene	ND	1.0	ug/L	0.13
p-Isopropyltoluene	ND	1.0	ug/L	0.12
tert-Butyl alcohol	ND	20	ug/L	3.9
4-Methyl-2-pentanone	ND	5.0	ug/L	0.32
Naphthalene	ND	1.0	ug/L	0.24
n-Propylbenzene	ND	1.0	ug/L	0.14
Styrene	ND	1.0	ug/L	0.11
1,1,1,2-Tetrachloroethane	ND	1.0	ug/L	0.23
1,2,3-Trichlorobenzene	ND	1.0	ug/L	0.17

(Continued on next page)

Tetra Tech NUS, Inc

Client Sample ID: MSA-MW22D-081908

GC/MS Volatiles

Lot-Sample #...: A8H200234-001 **Work Order #...:** KVGCK1CL **Matrix.....:** WG

PARAMETER	RESULT	REPORTING LIMIT	UNITS	MDL
1,2,4-Trichloro-benzene	ND	1.0	ug/L	0.15
1,2,3-Trichloropropane	ND	1.0	ug/L	0.43
1,1,2-Trichloro-1,2,2-trifluoroethane	ND	1.0	ug/L	0.28
1,2,4-Trimethylbenzene	ND	1.0	ug/L	0.12
Vinyl acetate	ND	2.0	ug/L	0.19
o-Xylene	ND	1.0	ug/L	0.14
Xylenes (total)	ND	2.0	ug/L	0.28
Methyl tert-butyl ether	ND	5.0	ug/L	0.17
m-Xylene & p-Xylene	ND	2.0	ug/L	0.24
1,2,3-Trimethylbenzene	ND	5.0	ug/L	0.0059
Diisopropyl Ether (DIPE)	ND	5.0	ug/L	1.5
Ethyl-t-Butyl Ether (ETBE)	ND	5.0	ug/L	0.11
Tert-amyl methyl ether (TAME)	ND	5.0	ug/L	0.067
Benzene	ND	1.0	ug/L	0.13
Bromoform	ND	1.0	ug/L	0.64
Bromomethane	ND	1.0	ug/L	0.41
Carbon tetrachloride	ND	1.0	ug/L	0.13
Chlorobenzene	ND	1.0	ug/L	0.15
Chloroethane	ND	1.0	ug/L	0.29
Chloroform	ND	1.0	ug/L	0.16
Chloromethane	ND	1.0	ug/L	0.30
1,1-Dichloroethane	ND	1.0	ug/L	0.15
1,2-Dichloroethane	ND	1.0	ug/L	0.22
1,1-Dichloroethene	ND	1.0	ug/L	0.19
1,2-Dichloropropane	ND	1.0	ug/L	0.18
cis-1,3-Dichloropropene	ND	1.0	ug/L	0.14
trans-1,3-Dichloropropene	ND	1.0	ug/L	0.19
Ethylbenzene	ND	1.0	ug/L	0.17
Methylene chloride	ND	1.0	ug/L	0.33
1,1,2,2-Tetrachloroethane	ND	1.0	ug/L	0.18
Tetrachloroethene	ND	1.0	ug/L	0.29
Toluene	**6.3**	**1.0**	**ug/L**	**0.13**
1,1,1-Trichloroethane	ND	1.0	ug/L	0.22
Trichloroethene	ND	1.0	ug/L	0.17
Vinyl chloride	ND	1.0	ug/L	0.22

SURROGATE	PERCENT RECOVERY	RECOVERY LIMITS
Dibromofluoromethane	92	(73 - 122)
1,2-Dichloroethane-d4	102	(61 - 128)
Toluene-d8	103	(76 - 110)
4-Bromofluorobenzene	96	(74 - 116)

(Continued on next page)

Tetra Tech NUS, Inc

Client Sample ID: MW-2-081808

GC/MS Volatiles

Lot-Sample #...: A8H190109-002 **Work Order #...:** KVC5F1CM **Matrix.....:** WG
Date Sampled...: 08/18/08 11:41 **Date Received..:** 08/19/08
Prep Date.....: 08/26/08 **Analysis Date..:** 08/26/08
Prep Batch #...: 8240133
Dilution Factor: 1 **Initial Wgt/Vol:** 5 mL **Final Wgt/Vol..:** 5 mL
Method.....: SW846 8260B

PARAMETER	RESULT	REPORTING LIMIT	UNITS	MDL
Acetone	**2.6 J,B**	**5.0**	**ug/L**	**1.1**
Bromobenzene	ND	1.0	ug/L	0.13
Bromochloromethane	ND	1.0	ug/L	0.29
Bromodichloromethane	ND	1.0	ug/L	0.15
2-Butanone	ND	5.0	ug/L	0.57
n-Butylbenzene	ND	1.0	ug/L	0.12
sec-Butylbenzene	ND	1.0	ug/L	0.13
tert-Butylbenzene	ND	1.0	ug/L	0.13
Carbon disulfide	ND	1.0	ug/L	0.13
Dibromochloromethane	ND	1.0	ug/L	0.18
1,2-Dibromo-3-chloro-propane	ND	2.0	ug/L	0.67
2-Chloroethyl vinyl ether	ND	5.0	ug/L	0.99
2-Chlorotoluene	ND	1.0	ug/L	0.11
4-Chlorotoluene	ND	1.0	ug/L	0.18
1,2-Dibromoethane	ND	1.0	ug/L	0.24
Dibromomethane	ND	1.0	ug/L	0.28
1,2-Dichlorobenzene	ND	1.0	ug/L	0.13
1,3-Dichlorobenzene	ND	1.0	ug/L	0.14
1,4-Dichlorobenzene	ND	1.0	ug/L	0.13
Dichlorodifluoromethane	ND	1.0	ug/L	0.31
cis-1,2-Dichloroethene	**13**	**1.0**	**ug/L**	**0.17**
trans-1,2-Dichloroethene	ND	1.0	ug/L	0.19
1,3-Dichloropropane	ND	1.0	ug/L	0.16
2,2-Dichloropropane	ND	1.0	ug/L	0.13
1,1-Dichloropropene	ND	1.0	ug/L	0.13
Trichlorofluoromethane	ND	1.0	ug/L	0.21
Hexachlorobutadiene	ND	1.0	ug/L	0.30
2-Hexanone	ND	5.0	ug/L	0.41
Isopropylbenzene	ND	1.0	ug/L	0.13
p-Isopropyltoluene	ND	1.0	ug/L	0.12
tert-Butyl alcohol	ND	20	ug/L	3.9
4-Methyl-2-pentanone	ND	5.0	ug/L	0.32
Naphthalene	ND	1.0	ug/L	0.24
n-Propylbenzene	ND	1.0	ug/L	0.14
Styrene	ND	1.0	ug/L	0.11
1,1,1,2-Tetrachloroethane	ND	1.0	ug/L	0.23
1,2,3-Trichlorobenzene	ND	1.0	ug/L	0.17

(Continued on next page)

Tetra Tech NUS, Inc

Client Sample ID: MW-2-081808

GC/MS Volatiles

Lot-Sample #...: A8H190109-002 **Work Order #...:** KVC5F1CM **Matrix.....:** WG

PARAMETER	RESULT	REPORTING LIMIT	UNITS	MDL
1,2,4-Trichloro-benzene	ND	1.0	ug/L	0.15
1,2,3-Trichloropropane	ND	1.0	ug/L	0.43
1,1,2-Trichloro-1,2,2-trifluoroethane	ND	1.0	ug/L	0.28
1,2,4-Trimethylbenzene	ND	1.0	ug/L	0.12
Vinyl acetate	ND	2.0	ug/L	0.19
o-Xylene	ND	1.0	ug/L	0.14
Xylenes (total)	ND	2.0	ug/L	0.28
Methyl tert-butyl ether	ND	5.0	ug/L	0.17
m-Xylene & p-Xylene	ND	2.0	ug/L	0.24
1,2,3-Trimethylbenzene	ND	5.0	ug/L	0.0059
Diisopropyl Ether (DIPE)	ND	5.0	ug/L	1.5
Ethyl-t-Butyl Ether (ETBE)	ND	5.0	ug/L	0.11
Tert-amyl methyl ether (TAME)	ND	5.0	ug/L	0.067
Benzene	ND	1.0	ug/L	0.13
Bromoform	ND	1.0	ug/L	0.64
Bromomethane	ND	1.0	ug/L	0.41
Carbon tetrachloride	ND	1.0	ug/L	0.13
Chlorobenzene	ND	1.0	ug/L	0.15
Chloroethane	ND	1.0	ug/L	0.29
Chloroform	ND	1.0	ug/L	0.16
Chloromethane	ND	1.0	ug/L	0.30
1,1-Dichloroethane	ND	1.0	ug/L	0.15
1,2-Dichloroethane	ND	1.0	ug/L	0.22
1,1-Dichloroethene	ND	1.0	ug/L	0.19
1,2-Dichloropropane	ND	1.0	ug/L	0.18
cis-1,3-Dichloropropene	ND	1.0	ug/L	0.14
trans-1,3-Dichloropropene	ND	1.0	ug/L	0.19
Ethylbenzene	ND	1.0	ug/L	0.17
Methylene chloride	ND	1.0	ug/L	0.33
1,1,2,2-Tetrachloroethane	ND	1.0	ug/L	0.18
Tetrachloroethene	ND	1.0	ug/L	0.29
Toluene	ND	1.0	ug/L	0.13
1,1,1-Trichloroethane	ND	1.0	ug/L	0.22
Trichloroethene	**6.8**	**1.0**	**ug/L**	**0.17**
Vinyl chloride	**9.3**	**1.0**	**ug/L**	**0.22**

SURROGATE	PERCENT RECOVERY	RECOVERY LIMITS
Dibromofluoromethane	93	(73 - 122)
1,2-Dichloroethane-d4	108	(61 - 128)
Toluene-d8	103	(76 - 110)
4-Bromofluorobenzene	98	(74 - 116)

(Continued on next page)

Tetra Tech NUS, Inc

Client Sample ID: MW-22I-081808

GC/MS Volatiles

Lot-Sample #...: A8H190109-006 **Work Order #...:** KVC5Q1CM **Matrix.....:** WG
Date Sampled...: 08/18/08 15:30 **Date Received..:** 08/19/08
Prep Date.....: 08/26/08 **Analysis Date..:** 08/26/08
Prep Batch #...: 8240133
Dilution Factor: 1 **Initial Wgt/Vol:** 5 mL **Final Wgt/Vol..:** 5 mL
Method.....: SW846 8260B

PARAMETER	RESULT	REPORTING LIMIT	UNITS	MDL
Acetone	**2.2 J,B**	**5.0**	**ug/L**	**1.1**
Bromobenzene	ND	1.0	ug/L	0.13
Bromochloromethane	ND	1.0	ug/L	0.29
Bromodichloromethane	ND	1.0	ug/L	0.15
2-Butanone	ND	5.0	ug/L	0.57
n-Butylbenzene	ND	1.0	ug/L	0.12
sec-Butylbenzene	ND	1.0	ug/L	0.13
tert-Butylbenzene	ND	1.0	ug/L	0.13
Carbon disulfide	**0.82 J**	**1.0**	**ug/L**	**0.13**
Dibromochloromethane	ND	1.0	ug/L	0.18
1,2-Dibromo-3-chloro-propane	ND	2.0	ug/L	0.67
2-Chloroethyl vinyl ether	ND	5.0	ug/L	0.99
2-Chlorotoluene	ND	1.0	ug/L	0.11
4-Chlorotoluene	ND	1.0	ug/L	0.18
1,2-Dibromoethane	ND	1.0	ug/L	0.24
Dibromomethane	ND	1.0	ug/L	0.28
1,2-Dichlorobenzene	ND	1.0	ug/L	0.13
1,3-Dichlorobenzene	ND	1.0	ug/L	0.14
1,4-Dichlorobenzene	ND	1.0	ug/L	0.13
Dichlorodifluoromethane	ND	1.0	ug/L	0.31
cis-1,2-Dichloroethene	**0.61 J**	**1.0**	**ug/L**	**0.17**
trans-1,2-Dichloroethene	ND	1.0	ug/L	0.19
1,3-Dichloropropane	ND	1.0	ug/L	0.16
2,2-Dichloropropane	ND	1.0	ug/L	0.13
1,1-Dichloropropene	ND	1.0	ug/L	0.13
Trichlorofluoromethane	ND	1.0	ug/L	0.21
Hexachlorobutadiene	ND	1.0	ug/L	0.30
2-Hexanone	ND	5.0	ug/L	0.41
Isopropylbenzene	ND	1.0	ug/L	0.13
p-Isopropyltoluene	ND	1.0	ug/L	0.12
tert-Butyl alcohol	**20 B**	**20**	**ug/L**	**3.9**
4-Methyl-2-pentanone	ND	5.0	ug/L	0.32
Naphthalene	ND	1.0	ug/L	0.24
n-Propylbenzene	ND	1.0	ug/L	0.14
Styrene	ND	1.0	ug/L	0.11
1,1,1,2-Tetrachloroethane	ND	1.0	ug/L	0.23
1,2,3-Trichlorobenzene	ND	1.0	ug/L	0.17

(Continued on next page)

Tetra Tech NUS, Inc

Client Sample ID: MW-22I-081808

GC/MS Volatiles

Lot-Sample #...: A8H190109-006 **Work Order #...:** KVC5Q1CM **Matrix.....:** WG

PARAMETER	RESULT	REPORTING LIMIT	UNITS	MDL
1,2,4-Trichloro-benzene	ND	1.0	ug/L	0.15
1,2,3-Trichloropropane	ND	1.0	ug/L	0.43
1,1,2-Trichloro-1,2,2-trifluoroethane	ND	1.0	ug/L	0.28
1,2,4-Trimethylbenzene	ND	1.0	ug/L	0.12
Vinyl acetate	ND	2.0	ug/L	0.19
o-Xylene	ND	1.0	ug/L	0.14
Xylenes (total)	ND	2.0	ug/L	0.28
Methyl tert-butyl ether	ND	5.0	ug/L	0.17
m-Xylene & p-Xylene	ND	2.0	ug/L	0.24
1,2,3-Trimethylbenzene	ND	5.0	ug/L	0.0059
Diisopropyl Ether (DIPE)	ND	5.0	ug/L	1.5
Ethyl-t-Butyl Ether (ETBE)	ND	5.0	ug/L	0.11
Tert-amyl methyl ether (TAME)	ND	5.0	ug/L	0.067
Benzene	ND	1.0	ug/L	0.13
Bromoform	ND	1.0	ug/L	0.64
Bromomethane	ND	1.0	ug/L	0.41
Carbon tetrachloride	ND	1.0	ug/L	0.13
Chlorobenzene	ND	1.0	ug/L	0.15
Chloroethane	ND	1.0	ug/L	0.29
Chloroform	**0.22 J**	**1.0**	**ug/L**	**0.16**
Chloromethane	ND	1.0	ug/L	0.30
1,1-Dichloroethane	ND	1.0	ug/L	0.15
1,2-Dichloroethane	ND	1.0	ug/L	0.22
1,1-Dichloroethene	ND	1.0	ug/L	0.19
1,2-Dichloropropane	ND	1.0	ug/L	0.18
cis-1,3-Dichloropropene	ND	1.0	ug/L	0.14
trans-1,3-Dichloropropene	ND	1.0	ug/L	0.19
Ethylbenzene	ND	1.0	ug/L	0.17
Methylene chloride	ND	1.0	ug/L	0.33
1,1,2,2-Tetrachloroethane	ND	1.0	ug/L	0.18
Tetrachloroethene	ND	1.0	ug/L	0.29
Toluene	**8.2**	**1.0**	**ug/L**	**0.13**
1,1,1-Trichloroethane	ND	1.0	ug/L	0.22
Trichloroethene	**2.7**	**1.0**	**ug/L**	**0.17**
Vinyl chloride	**0.23 J**	**1.0**	**ug/L**	**0.22**

SURROGATE	PERCENT RECOVERY	RECOVERY LIMITS
Dibromofluoromethane	97	(73 - 122)
1,2-Dichloroethane-d4	105	(61 - 128)
Toluene-d8	101	(76 - 110)
4-Bromofluorobenzene	89	(74 - 116)

(Continued on next page)

Tetra Tech NUS, Inc

Client Sample ID: MW-23D-081808

GC/MS Volatiles

Lot-Sample #...: A8H190109-003 **Work Order #...:** KVC5M1CM **Matrix.....:** WG
Date Sampled...: 08/18/08 12:25 **Date Received..:** 08/19/08
Prep Date.....: 08/27/08 **Analysis Date..:** 08/27/08
Prep Batch #...: 8241097
Dilution Factor: 1 **Initial Wgt/Vol:** 5 mL **Final Wgt/Vol..:** 5 mL
Method.....: SW846 8260B

PARAMETER	RESULT	REPORTING LIMIT	UNITS	MDL
Acetone	**1.9 J,B**	**5.0**	**ug/L**	**1.1**
Bromobenzene	ND	1.0	ug/L	0.13
Bromochloromethane	ND	1.0	ug/L	0.29
Bromodichloromethane	ND	1.0	ug/L	0.15
2-Butanone	ND	5.0	ug/L	0.57
n-Butylbenzene	ND	1.0	ug/L	0.12
sec-Butylbenzene	ND	1.0	ug/L	0.13
tert-Butylbenzene	ND	1.0	ug/L	0.13
Carbon disulfide	ND	1.0	ug/L	0.13
Dibromochloromethane	ND	1.0	ug/L	0.18
1,2-Dibromo-3-chloro-propane	ND	2.0	ug/L	0.67
2-Chloroethyl vinyl ether	ND	5.0	ug/L	0.99
2-Chlorotoluene	ND	1.0	ug/L	0.11
4-Chlorotoluene	ND	1.0	ug/L	0.18
1,2-Dibromoethane	ND	1.0	ug/L	0.24
Dibromomethane	ND	1.0	ug/L	0.28
1,2-Dichlorobenzene	ND	1.0	ug/L	0.13
1,3-Dichlorobenzene	ND	1.0	ug/L	0.14
1,4-Dichlorobenzene	ND	1.0	ug/L	0.13
Dichlorodifluoromethane	ND	1.0	ug/L	0.31
cis-1,2-Dichloroethene	ND	1.0	ug/L	0.17
trans-1,2-Dichloroethene	ND	1.0	ug/L	0.19
1,3-Dichloropropane	ND	1.0	ug/L	0.16
2,2-Dichloropropane	ND	1.0	ug/L	0.13
1,1-Dichloropropene	ND	1.0	ug/L	0.13
Trichlorofluoromethane	ND	1.0	ug/L	0.21
Hexachlorobutadiene	ND	1.0	ug/L	0.30
2-Hexanone	ND	5.0	ug/L	0.41
Isopropylbenzene	ND	1.0	ug/L	0.13
p-Isopropyltoluene	ND	1.0	ug/L	0.12
tert-Butyl alcohol	ND	20	ug/L	3.9
4-Methyl-2-pentanone	ND	5.0	ug/L	0.32
Naphthalene	ND	1.0	ug/L	0.24
n-Propylbenzene	ND	1.0	ug/L	0.14
Styrene	ND	1.0	ug/L	0.11
1,1,1,2-Tetrachloroethane	ND	1.0	ug/L	0.23
1,2,3-Trichlorobenzene	ND	1.0	ug/L	0.17

(Continued on next page)

Tetra Tech NUS, Inc

Client Sample ID: MW-23D-081808

GC/MS Volatiles

Lot-Sample #...: A8H190109-003 **Work Order #...:** KVC5M1CM **Matrix.....:** WG

PARAMETER	RESULT	REPORTING LIMIT	UNITS	MDL
1,2,4-Trichloro-benzene	ND	1.0	ug/L	0.15
1,2,3-Trichloropropane	ND	1.0	ug/L	0.43
1,1,2-Trichloro-1,2,2-trifluoroethane	ND	1.0	ug/L	0.28
1,2,4-Trimethylbenzene	ND	1.0	ug/L	0.12
Vinyl acetate	ND	2.0	ug/L	0.19
o-Xylene	ND	1.0	ug/L	0.14
Xylenes (total)	ND	2.0	ug/L	0.28
Methyl tert-butyl ether	ND	5.0	ug/L	0.17
m-Xylene & p-Xylene	ND	2.0	ug/L	0.24
1,2,3-Trimethylbenzene	ND	5.0	ug/L	0.0059
Diisopropyl Ether (DIPE)	ND	5.0	ug/L	1.5
Ethyl-t-Butyl Ether (ETBE)	ND	5.0	ug/L	0.11
Tert-amyl methyl ether (TAME)	ND	5.0	ug/L	0.067
Benzene	ND	1.0	ug/L	0.13
Bromoform	ND	1.0	ug/L	0.64
Bromomethane	ND	1.0	ug/L	0.41
Carbon tetrachloride	**0.70 J**	**1.0**	**ug/L**	**0.13**
Chlorobenzene	ND	1.0	ug/L	0.15
Chloroethane	ND	1.0	ug/L	0.29
Chloroform	**1.8**	**1.0**	**ug/L**	**0.16**
Chloromethane	ND	1.0	ug/L	0.30
1,1-Dichloroethane	ND	1.0	ug/L	0.15
1,2-Dichloroethane	ND	1.0	ug/L	0.22
1,1-Dichloroethene	ND	1.0	ug/L	0.19
1,2-Dichloropropane	ND	1.0	ug/L	0.18
cis-1,3-Dichloropropene	ND	1.0	ug/L	0.14
trans-1,3-Dichloropropene	ND	1.0	ug/L	0.19
Ethylbenzene	ND	1.0	ug/L	0.17
Methylene chloride	ND	1.0	ug/L	0.33
1,1,2,2-Tetrachloroethane	ND	1.0	ug/L	0.18
Tetrachloroethene	ND	1.0	ug/L	0.29
Toluene	ND	1.0	ug/L	0.13
1,1,1-Trichloroethane	ND	1.0	ug/L	0.22
Trichloroethene	**0.63 J**	**1.0**	**ug/L**	**0.17**
Vinyl chloride	ND	1.0	ug/L	0.22

SURROGATE	PERCENT RECOVERY	RECOVERY LIMITS
Dibromofluoromethane	94	(73 - 122)
1,2-Dichloroethane-d4	108	(61 - 128)
Toluene-d8	104	(76 - 110)
4-Bromofluorobenzene	92	(74 - 116)

(Continued on next page)

Tetra Tech NUS, Inc

Client Sample ID: MW-23I-081808

GC/MS Volatiles

Lot-Sample #...: A8H190109-004 **Work Order #...:** KVC5N1CM **Matrix.....:** WG
Date Sampled...: 08/18/08 13:50 **Date Received..:** 08/19/08
Prep Date.....: 08/27/08 **Analysis Date..:** 08/27/08
Prep Batch #...: 8241097
Dilution Factor: 1.43 **Initial Wgt/Vol:** 5 mL **Final Wgt/Vol..:** 5 mL
Method.....: SW846 8260B

PARAMETER	RESULT	REPORTING LIMIT	UNITS	MDL
Acetone	**6.2 J,B**	**7.2**	**ug/L**	**1.6**
Bromobenzene	ND	1.4	ug/L	0.19
Bromochloromethane	ND	1.4	ug/L	0.41
Bromodichloromethane	ND	1.4	ug/L	0.21
2-Butanone	ND	7.2	ug/L	0.82
n-Butylbenzene	ND	1.4	ug/L	0.17
sec-Butylbenzene	ND	1.4	ug/L	0.19
tert-Butylbenzene	ND	1.4	ug/L	0.19
Carbon disulfide	ND	1.4	ug/L	0.19
Dibromochloromethane	ND	1.4	ug/L	0.26
1,2-Dibromo-3-chloro-propane	ND	2.9	ug/L	0.96
2-Chloroethyl vinyl ether	ND	7.2	ug/L	1.4
2-Chlorotoluene	ND	1.4	ug/L	0.16
4-Chlorotoluene	ND	1.4	ug/L	0.26
1,2-Dibromoethane	ND	1.4	ug/L	0.34
Dibromomethane	ND	1.4	ug/L	0.40
1,2-Dichlorobenzene	ND	1.4	ug/L	0.19
1,3-Dichlorobenzene	ND	1.4	ug/L	0.20
1,4-Dichlorobenzene	ND	1.4	ug/L	0.19
Dichlorodifluoromethane	ND	1.4	ug/L	0.44
cis-1,2-Dichloroethene	**36**	**1.4**	**ug/L**	**0.24**
trans-1,2-Dichloroethene	**0.31 J**	**1.4**	**ug/L**	**0.27**
1,3-Dichloropropane	ND	1.4	ug/L	0.23
2,2-Dichloropropane	ND	1.4	ug/L	0.19
1,1-Dichloropropene	ND	1.4	ug/L	0.19
Trichlorofluoromethane	ND	1.4	ug/L	0.30
Hexachlorobutadiene	ND	1.4	ug/L	0.43
2-Hexanone	ND	7.2	ug/L	0.59
Isopropylbenzene	**0.24 J**	**1.4**	**ug/L**	**0.19**
p-Isopropyltoluene	ND	1.4	ug/L	0.17
tert-Butyl alcohol	ND	29	ug/L	5.6
4-Methyl-2-pentanone	ND	7.2	ug/L	0.46
Naphthalene	**1.7 B**	**1.4**	**ug/L**	**0.34**
n-Propylbenzene	**0.30 J**	**1.4**	**ug/L**	**0.20**
Styrene	ND	1.4	ug/L	0.16
1,1,1,2-Tetrachloroethane	ND	1.4	ug/L	0.33
1,2,3-Trichlorobenzene	ND	1.4	ug/L	0.24

(Continued on next page)

Tetra Tech NUS, Inc

Client Sample ID: MW-23I-081808

GC/MS Volatiles

Lot-Sample #...: A8H190109-004 **Work Order #...:** KVC5N1CM **Matrix.....:** WG

PARAMETER	RESULT	REPORTING LIMIT	UNITS	MDL
1,2,4-Trichloro-benzene	ND	1.4	ug/L	0.21
1,2,3-Trichloropropane	ND	1.4	ug/L	0.61
1,1,2-Trichloro-1,2,2-trifluoroethane	ND	1.4	ug/L	0.40
1,2,4-Trimethylbenzene	**0.60 J**	**1.4**	**ug/L**	**0.17**
Vinyl acetate	ND	2.9	ug/L	0.27
o-Xylene	ND	1.4	ug/L	0.20
Xylenes (total)	ND	2.9	ug/L	0.40
Methyl tert-butyl ether	ND	7.2	ug/L	0.24
m-Xylene & p-Xylene	ND	2.9	ug/L	0.34
1,2,3-Trimethylbenzene	**0.070 J,B**	**7.2**	**ug/L**	**0.0084**
Diisopropyl Ether (DIPE)	ND	7.2	ug/L	2.1
Ethyl-t-Butyl Ether (ETBE)	ND	7.2	ug/L	0.16
Tert-amyl methyl ether (TAME)	ND	7.2	ug/L	0.096
Benzene	ND	1.4	ug/L	0.19
Bromoform	ND	1.4	ug/L	0.92
Bromomethane	ND	1.4	ug/L	0.59
Carbon tetrachloride	ND	1.4	ug/L	0.19
Chlorobenzene	ND	1.4	ug/L	0.21
Chloroethane	**1.1 J**	**1.4**	**ug/L**	**0.41**
Chloroform	ND	1.4	ug/L	0.23
Chloromethane	ND	1.4	ug/L	0.43
1,1-Dichloroethane	ND	1.4	ug/L	0.21
1,2-Dichloroethane	ND	1.4	ug/L	0.31
1,1-Dichloroethene	**0.31 J**	**1.4**	**ug/L**	**0.27**
1,2-Dichloropropane	ND	1.4	ug/L	0.26
cis-1,3-Dichloropropene	ND	1.4	ug/L	0.20
trans-1,3-Dichloropropene	ND	1.4	ug/L	0.27
Ethylbenzene	ND	1.4	ug/L	0.24
Methylene chloride	ND	1.4	ug/L	0.47
1,1,2,2-Tetrachloroethane	ND	1.4	ug/L	0.26
Tetrachloroethene	ND	1.4	ug/L	0.41
Toluene	**0.32 J**	**1.4**	**ug/L**	**0.19**
1,1,1-Trichloroethane	ND	1.4	ug/L	0.31
Trichloroethene	**14**	**1.4**	**ug/L**	**0.24**
Vinyl chloride	**18**	**1.4**	**ug/L**	**0.31**

SURROGATE	PERCENT RECOVERY	RECOVERY LIMITS
Dibromofluoromethane	97	(73 - 122)
1,2-Dichloroethane-d4	105	(61 - 128)
Toluene-d8	105	(76 - 110)
4-Bromofluorobenzene	95	(74 - 116)

(Continued on next page)

Tetra Tech NUS, Inc

Client Sample ID: MW-4-081808

GC/MS Volatiles

Lot-Sample #...: A8H190109-007 **Work Order #...:** KVC5R1CM **Matrix.....:** WG
Date Sampled...: 08/18/08 15:42 **Date Received..:** 08/19/08
Prep Date.....: 08/26/08 **Analysis Date..:** 08/26/08
Prep Batch #...: 8240133
Dilution Factor: 1 **Initial Wgt/Vol:** 5 mL **Final Wgt/Vol..:** 5 mL
Method.....: SW846 8260B

PARAMETER	RESULT	REPORTING LIMIT	UNITS	MDL
Acetone	**3.0 J,B**	**5.0**	**ug/L**	**1.1**
Bromobenzene	ND	1.0	ug/L	0.13
Bromochloromethane	ND	1.0	ug/L	0.29
Bromodichloromethane	ND	1.0	ug/L	0.15
2-Butanone	**0.88 J**	**5.0**	**ug/L**	**0.57**
n-Butylbenzene	ND	1.0	ug/L	0.12
sec-Butylbenzene	ND	1.0	ug/L	0.13
tert-Butylbenzene	ND	1.0	ug/L	0.13
Carbon disulfide	ND	1.0	ug/L	0.13
Dibromochloromethane	ND	1.0	ug/L	0.18
1,2-Dibromo-3-chloro-propane	ND	2.0	ug/L	0.67
2-Chloroethyl vinyl ether	ND	5.0	ug/L	0.99
2-Chlorotoluene	ND	1.0	ug/L	0.11
4-Chlorotoluene	ND	1.0	ug/L	0.18
1,2-Dibromoethane	ND	1.0	ug/L	0.24
Dibromomethane	ND	1.0	ug/L	0.28
1,2-Dichlorobenzene	ND	1.0	ug/L	0.13
1,3-Dichlorobenzene	ND	1.0	ug/L	0.14
1,4-Dichlorobenzene	ND	1.0	ug/L	0.13
Dichlorodifluoromethane	ND	1.0	ug/L	0.31
cis-1,2-Dichloroethene	**1.5**	**1.0**	**ug/L**	**0.17**
trans-1,2-Dichloroethene	**1.4**	**1.0**	**ug/L**	**0.19**
1,3-Dichloropropane	ND	1.0	ug/L	0.16
2,2-Dichloropropane	ND	1.0	ug/L	0.13
1,1-Dichloropropene	ND	1.0	ug/L	0.13
Trichlorofluoromethane	ND	1.0	ug/L	0.21
Hexachlorobutadiene	ND	1.0	ug/L	0.30
2-Hexanone	ND	5.0	ug/L	0.41
Isopropylbenzene	ND	1.0	ug/L	0.13
p-Isopropyltoluene	ND	1.0	ug/L	0.12
tert-Butyl alcohol	**5.5 J,B**	**20**	**ug/L**	**3.9**
4-Methyl-2-pentanone	ND	5.0	ug/L	0.32
Naphthalene	ND	1.0	ug/L	0.24
n-Propylbenzene	ND	1.0	ug/L	0.14
Styrene	ND	1.0	ug/L	0.11
1,1,1,2-Tetrachloroethane	ND	1.0	ug/L	0.23
1,2,3-Trichlorobenzene	ND	1.0	ug/L	0.17

(Continued on next page)

Tetra Tech NUS, Inc

Client Sample ID: MW-4-081808

GC/MS Volatiles

Lot-Sample #...: A8H190109-007 **Work Order #...:** KVC5R1CM **Matrix.....:** WG

PARAMETER	RESULT	REPORTING LIMIT	UNITS	MDL
1,2,4-Trichloro-benzene	ND	1.0	ug/L	0.15
1,2,3-Trichloropropane	ND	1.0	ug/L	0.43
1,1,2-Trichloro-1,2,2-trifluoroethane	ND	1.0	ug/L	0.28
1,2,4-Trimethylbenzene	ND	1.0	ug/L	0.12
Vinyl acetate	ND	2.0	ug/L	0.19
o-Xylene	ND	1.0	ug/L	0.14
Xylenes (total)	ND	2.0	ug/L	0.28
Methyl tert-butyl ether	ND	5.0	ug/L	0.17
m-Xylene & p-Xylene	ND	2.0	ug/L	0.24
1,2,3-Trimethylbenzene	ND	5.0	ug/L	0.0059
Diisopropyl Ether (DIPE)	ND	5.0	ug/L	1.5
Ethyl-t-Butyl Ether (ETBE)	ND	5.0	ug/L	0.11
Tert-amyl methyl ether (TAME)	ND	5.0	ug/L	0.067
Benzene	**5.8**	**1.0**	**ug/L**	**0.13**
Bromoform	ND	1.0	ug/L	0.64
Bromomethane	ND	1.0	ug/L	0.41
Carbon tetrachloride	ND	1.0	ug/L	0.13
Chlorobenzene	**0.22 J**	**1.0**	**ug/L**	**0.15**
Chloroethane	ND	1.0	ug/L	0.29
Chloroform	ND	1.0	ug/L	0.16
Chloromethane	ND	1.0	ug/L	0.30
1,1-Dichloroethane	ND	1.0	ug/L	0.15
1,2-Dichloroethane	**2.2**	**1.0**	**ug/L**	**0.22**
1,1-Dichloroethene	ND	1.0	ug/L	0.19
1,2-Dichloropropane	ND	1.0	ug/L	0.18
cis-1,3-Dichloropropene	ND	1.0	ug/L	0.14
trans-1,3-Dichloropropene	ND	1.0	ug/L	0.19
Ethylbenzene	ND	1.0	ug/L	0.17
Methylene chloride	ND	1.0	ug/L	0.33
1,1,2,2-Tetrachloroethane	ND	1.0	ug/L	0.18
Tetrachloroethene	ND	1.0	ug/L	0.29
Toluene	ND	1.0	ug/L	0.13
1,1,1-Trichloroethane	ND	1.0	ug/L	0.22
Trichloroethene	ND	1.0	ug/L	0.17
Vinyl chloride	**3.9**	**1.0**	**ug/L**	**0.22**

SURROGATE	PERCENT RECOVERY	RECOVERY LIMITS
Dibromofluoromethane	95	(73 - 122)
1,2-Dichloroethane-d4	103	(61 - 128)
Toluene-d8	105	(76 - 110)
4-Bromofluorobenzene	96	(74 - 116)

(Continued on next page)

Tetra Tech NUS, Inc

Client Sample ID: TB-081808

GC/MS Volatiles

Lot-Sample #...: A8H190109-001 **Work Order #...:** KVC5D1AA **Matrix.....:** WQ
Date Sampled...: 08/18/08 07:30 **Date Received..:** 08/19/08
Prep Date.....: 08/26/08 **Analysis Date..:** 08/26/08
Prep Batch #...: 8240133
Dilution Factor: 1 **Initial Wgt/Vol:** 5 mL **Final Wgt/Vol..:** 5 mL
Method.....: SW846 8260B

PARAMETER	RESULT	REPORTING LIMIT	UNITS	MDL
Acetone	13 B	**5.0**	**ug/L**	**1.1**
Bromobenzene	ND	1.0	ug/L	0.13
Bromochloromethane	ND	1.0	ug/L	0.29
Bromodichloromethane	ND	1.0	ug/L	0.15
2-Butanone	ND	5.0	ug/L	0.57
n-Butylbenzene	ND	1.0	ug/L	0.12
sec-Butylbenzene	ND	1.0	ug/L	0.13
tert-Butylbenzene	ND	1.0	ug/L	0.13
Carbon disulfide	ND	1.0	ug/L	0.13
Dibromochloromethane	ND	1.0	ug/L	0.18
1,2-Dibromo-3-chloropropane	ND	2.0	ug/L	0.67
2-Chloroethyl vinyl ether	ND	5.0	ug/L	0.99
2-Chlorotoluene	ND	1.0	ug/L	0.11
4-Chlorotoluene	ND	1.0	ug/L	0.18
1,2-Dibromoethane	ND	1.0	ug/L	0.24
Dibromomethane	ND	1.0	ug/L	0.28
1,2-Dichlorobenzene	ND	1.0	ug/L	0.13
1,3-Dichlorobenzene	ND	1.0	ug/L	0.14
1,4-Dichlorobenzene	ND	1.0	ug/L	0.13
Dichlorodifluoromethane	ND	1.0	ug/L	0.31
cis-1,2-Dichloroethene	ND	1.0	ug/L	0.17
trans-1,2-Dichloroethene	ND	1.0	ug/L	0.19
1,3-Dichloropropane	ND	1.0	ug/L	0.16
2,2-Dichloropropane	ND	1.0	ug/L	0.13
1,1-Dichloropropene	ND	1.0	ug/L	0.13
Trichlorofluoromethane	ND	1.0	ug/L	0.21
Hexachlorobutadiene	ND	1.0	ug/L	0.30
2-Hexanone	ND	5.0	ug/L	0.41
Isopropylbenzene	ND	1.0	ug/L	0.13
p-Isopropyltoluene	ND	1.0	ug/L	0.12
tert-Butyl alcohol	8.0 J,B	**20**	**ug/L**	**3.9**
4-Methyl-2-pentanone	ND	5.0	ug/L	0.32
Naphthalene	ND	1.0	ug/L	0.24
n-Propylbenzene	ND	1.0	ug/L	0.14
Styrene	ND	1.0	ug/L	0.11
1,1,1,2-Tetrachloroethane	ND	1.0	ug/L	0.23
1,2,3-Trichlorobenzene	ND	1.0	ug/L	0.17

(Continued on next page)

Tetra Tech NUS, Inc

Client Sample ID: TB-081808

GC/MS Volatiles

Lot-Sample #...: A8H190109-001 **Work Order #...:** KVC5D1AA **Matrix.....:** WQ

PARAMETER	RESULT	REPORTING LIMIT	UNITS	MDL
1,2,4-Trichloro-benzene	ND	1.0	ug/L	0.15
1,2,3-Trichloropropane	ND	1.0	ug/L	0.43
1,1,2-Trichloro-1,2,2-trifluoroethane	ND	1.0	ug/L	0.28
1,2,4-Trimethylbenzene	ND	1.0	ug/L	0.12
Vinyl acetate	ND	2.0	ug/L	0.19
o-Xylene	ND	1.0	ug/L	0.14
Xylenes (total)	ND	2.0	ug/L	0.28
Methyl tert-butyl ether	ND	5.0	ug/L	0.17
m-Xylene & p-Xylene	ND	2.0	ug/L	0.24
1,2,3-Trimethylbenzene	ND	5.0	ug/L	0.0059
Diisopropyl Ether (DIPE)	ND	5.0	ug/L	1.5
Ethyl-t-Butyl Ether (ETBE)	ND	5.0	ug/L	0.11
Tert-amyl methyl ether (TAME)	ND	5.0	ug/L	0.067
Benzene	ND	1.0	ug/L	0.13
Bromoform	ND	1.0	ug/L	0.64
Bromomethane	ND	1.0	ug/L	0.41
Carbon tetrachloride	ND	1.0	ug/L	0.13
Chlorobenzene	ND	1.0	ug/L	0.15
Chloroethane	ND	1.0	ug/L	0.29
Chloroform	ND	1.0	ug/L	0.16
Chloromethane	ND	1.0	ug/L	0.30
1,1-Dichloroethane	ND	1.0	ug/L	0.15
1,2-Dichloroethane	**0.62 J**	**1.0**	**ug/L**	**0.22**
1,1-Dichloroethene	ND	1.0	ug/L	0.19
1,2-Dichloropropane	ND	1.0	ug/L	0.18
cis-1,3-Dichloropropene	ND	1.0	ug/L	0.14
trans-1,3-Dichloropropene	ND	1.0	ug/L	0.19
Ethylbenzene	ND	1.0	ug/L	0.17
Methylene chloride	**3.1**	**1.0**	**ug/L**	**0.33**
1,1,2,2-Tetrachloroethane	ND	1.0	ug/L	0.18
Tetrachloroethene	ND	1.0	ug/L	0.29
Toluene	ND	1.0	ug/L	0.13
1,1,1-Trichloroethane	ND	1.0	ug/L	0.22
Trichloroethene	**0.38 J**	**1.0**	**ug/L**	**0.17**
Vinyl chloride	ND	1.0	ug/L	0.22

SURROGATE	PERCENT RECOVERY	RECOVERY LIMITS
Dibromofluoromethane	94	(73 - 122)
1,2-Dichloroethane-d4	103	(61 - 128)
Toluene-d8	106	(76 - 110)
4-Bromofluorobenzene	93	(74 - 116)

(Continued on next page)

Tetra Tech NUS, Inc

Client Sample ID: TB-082008

GC/MS Volatiles

Lot-Sample #...: A8H210130-001 **Work Order #...:** KVHVJ1AA **Matrix.....:** WQ
Date Sampled...: 08/20/08 07:50 **Date Received..:** 08/21/08
Prep Date.....: 08/26/08 **Analysis Date..:** 08/26/08
Prep Batch #...: 8240133
Dilution Factor: 1 **Initial Wgt/Vol:** 5 mL **Final Wgt/Vol..:** 5 mL
Method.....: SW846 8260B

PARAMETER	RESULT	REPORTING LIMIT	UNITS	MDL
Acetone	**7.8 B**	**5.0**	**ug/L**	**1.1**
Bromobenzene	ND	1.0	ug/L	0.13
Bromochloromethane	ND	1.0	ug/L	0.29
Bromodichloromethane	ND	1.0	ug/L	0.15
2-Butanone	ND	5.0	ug/L	0.57
n-Butylbenzene	ND	1.0	ug/L	0.12
sec-Butylbenzene	ND	1.0	ug/L	0.13
tert-Butylbenzene	ND	1.0	ug/L	0.13
Carbon disulfide	ND	1.0	ug/L	0.13
Dibromochloromethane	ND	1.0	ug/L	0.18
1,2-Dibromo-3-chloro-propane	ND	2.0	ug/L	0.67
2-Chloroethyl vinyl ether	ND	5.0	ug/L	0.99
2-Chlorotoluene	ND	1.0	ug/L	0.11
4-Chlorotoluene	ND	1.0	ug/L	0.18
1,2-Dibromoethane	ND	1.0	ug/L	0.24
Dibromomethane	ND	1.0	ug/L	0.28
1,2-Dichlorobenzene	ND	1.0	ug/L	0.13
1,3-Dichlorobenzene	ND	1.0	ug/L	0.14
1,4-Dichlorobenzene	ND	1.0	ug/L	0.13
Dichlorodifluoromethane	ND	1.0	ug/L	0.31
cis-1,2-Dichloroethene	ND	1.0	ug/L	0.17
trans-1,2-Dichloroethene	ND	1.0	ug/L	0.19
1,3-Dichloropropane	ND	1.0	ug/L	0.16
2,2-Dichloropropane	ND	1.0	ug/L	0.13
1,1-Dichloropropene	ND	1.0	ug/L	0.13
Trichlorofluoromethane	ND	1.0	ug/L	0.21
Hexachlorobutadiene	ND	1.0	ug/L	0.30
2-Hexanone	ND	5.0	ug/L	0.41
Isopropylbenzene	ND	1.0	ug/L	0.13
p-Isopropyltoluene	ND	1.0	ug/L	0.12
tert-Butyl alcohol	**7.6 J,B**	**20**	**ug/L**	**3.9**
4-Methyl-2-pentanone	ND	5.0	ug/L	0.32
Naphthalene	ND	1.0	ug/L	0.24
n-Propylbenzene	ND	1.0	ug/L	0.14
Styrene	ND	1.0	ug/L	0.11
1,1,1,2-Tetrachloroethane	ND	1.0	ug/L	0.23
1,2,3-Trichlorobenzene	ND	1.0	ug/L	0.17

(Continued on next page)

Tetra Tech NUS, Inc

Client Sample ID: TB-082008

GC/MS Volatiles

Lot-Sample #...: A8H210130-001 **Work Order #...:** KVHVJ1AA **Matrix.....:** WQ

PARAMETER	RESULT	REPORTING LIMIT	UNITS	MDL
1,2,4-Trichloro-benzene	ND	1.0	ug/L	0.15
1,2,3-Trichloropropane	ND	1.0	ug/L	0.43
1,1,2-Trichloro-1,2,2-trifluoroethane	ND	1.0	ug/L	0.28
1,2,4-Trimethylbenzene	ND	1.0	ug/L	0.12
Vinyl acetate	ND	2.0	ug/L	0.19
o-Xylene	ND	1.0	ug/L	0.14
Xylenes (total)	ND	2.0	ug/L	0.28
Methyl tert-butyl ether	ND	5.0	ug/L	0.17
m-Xylene & p-Xylene	ND	2.0	ug/L	0.24
1,2,3-Trimethylbenzene	ND	5.0	ug/L	0.0059
Diisopropyl Ether (DIPE)	ND	5.0	ug/L	1.5
Ethyl-t-Butyl Ether (ETBE)	ND	5.0	ug/L	0.11
Tert-amyl methyl ether (TAME)	ND	5.0	ug/L	0.067
Benzene	ND	1.0	ug/L	0.13
Bromoform	ND	1.0	ug/L	0.64
Bromomethane	ND	1.0	ug/L	0.41
Carbon tetrachloride	ND	1.0	ug/L	0.13
Chlorobenzene	ND	1.0	ug/L	0.15
Chloroethane	ND	1.0	ug/L	0.29
Chloroform	ND	1.0	ug/L	0.16
Chloromethane	ND	1.0	ug/L	0.30
1,1-Dichloroethane	ND	1.0	ug/L	0.15
1,2-Dichloroethane	0.97 J	**1.0**	**ug/L**	**0.22**
1,1-Dichloroethene	ND	1.0	ug/L	0.19
1,2-Dichloropropane	ND	1.0	ug/L	0.18
cis-1,3-Dichloropropene	ND	1.0	ug/L	0.14
trans-1,3-Dichloropropene	ND	1.0	ug/L	0.19
Ethylbenzene	ND	1.0	ug/L	0.17
Methylene chloride	4.7	**1.0**	**ug/L**	**0.33**
1,1,2,2-Tetrachloroethane	ND	1.0	ug/L	0.18
Tetrachloroethene	ND	1.0	ug/L	0.29
Toluene	ND	1.0	ug/L	0.13
1,1,1-Trichloroethane	ND	1.0	ug/L	0.22
Trichloroethene	0.72 J	**1.0**	**ug/L**	**0.17**
Vinyl chloride	ND	1.0	ug/L	0.22

SURROGATE	PERCENT RECOVERY	RECOVERY LIMITS
Dibromofluoromethane	100	(73 - 122)
1,2-Dichloroethane-d4	108	(61 - 128)
Toluene-d8	102	(76 - 110)
4-Bromofluorobenzene	88	(74 - 116)

(Continued on next page)

Tetra Tech NUS, Inc

Client Sample ID: TRIP BLANK

GC/MS Volatiles

Lot-Sample #...: A8H200234-004 **Work Order #...:** KVGC81AA **Matrix.....:** WQ
Date Sampled...: 08/19/08 **Date Received..:** 08/20/08
Prep Date.....: 08/22/08 **Analysis Date..:** 08/22/08
Prep Batch #...: 8238104
Dilution Factor: 1 **Initial Wgt/Vol:** 5 mL **Final Wgt/Vol..:** 5 mL
Method.....: SW846 8260B

PARAMETER	RESULT	REPORTING LIMIT	UNITS	MDL
Acetone	**14 B**	**5.0**	**ug/L**	**1.1**
Bromobenzene	ND	1.0	ug/L	0.13
Bromochloromethane	ND	1.0	ug/L	0.29
Bromodichloromethane	ND	1.0	ug/L	0.15
2-Butanone	ND	5.0	ug/L	0.57
n-Butylbenzene	ND	1.0	ug/L	0.12
sec-Butylbenzene	ND	1.0	ug/L	0.13
tert-Butylbenzene	ND	1.0	ug/L	0.13
Carbon disulfide	ND	1.0	ug/L	0.13
Dibromochloromethane	ND	1.0	ug/L	0.18
1,2-Dibromo-3-chloro-propane	ND	2.0	ug/L	0.67
2-Chloroethyl vinyl ether	ND	5.0	ug/L	0.99
2-Chlorotoluene	ND	1.0	ug/L	0.11
4-Chlorotoluene	ND	1.0	ug/L	0.18
1,2-Dibromoethane	ND	1.0	ug/L	0.24
Dibromomethane	ND	1.0	ug/L	0.28
1,2-Dichlorobenzene	ND	1.0	ug/L	0.13
1,3-Dichlorobenzene	ND	1.0	ug/L	0.14
1,4-Dichlorobenzene	ND	1.0	ug/L	0.13
Dichlorodifluoromethane	ND	1.0	ug/L	0.31
cis-1,2-Dichloroethene	ND	1.0	ug/L	0.17
trans-1,2-Dichloroethene	ND	1.0	ug/L	0.19
1,3-Dichloropropane	ND	1.0	ug/L	0.16
2,2-Dichloropropane	ND	1.0	ug/L	0.13
1,1-Dichloropropene	ND	1.0	ug/L	0.13
Trichlorofluoromethane	ND	1.0	ug/L	0.21
Hexachlorobutadiene	ND	1.0	ug/L	0.30
2-Hexanone	ND	5.0	ug/L	0.41
Isopropylbenzene	ND	1.0	ug/L	0.13
p-Isopropyltoluene	ND	1.0	ug/L	0.12
tert-Butyl alcohol	**6.2 J,B**	**20**	**ug/L**	**3.9**
4-Methyl-2-pentanone	ND	5.0	ug/L	0.32
Naphthalene	ND	1.0	ug/L	0.24
n-Propylbenzene	ND	1.0	ug/L	0.14
Styrene	ND	1.0	ug/L	0.11
1,1,1,2-Tetrachloroethane	ND	1.0	ug/L	0.23
1,2,3-Trichlorobenzene	ND	1.0	ug/L	0.17

(Continued on next page)

Tetra Tech NUS, Inc

Client Sample ID: TRIP BLANK

GC/MS Volatiles

Lot-Sample #...: A8H200234-004 **Work Order #...:** KVGC81AA **Matrix.....:** WQ

PARAMETER	RESULT	REPORTING LIMIT	UNITS	MDL
1,2,4-Trichloro-benzene	ND	1.0	ug/L	0.15
1,2,3-Trichloropropane	ND	1.0	ug/L	0.43
1,1,2-Trichloro-1,2,2-trifluoroethane	ND	1.0	ug/L	0.28
1,2,4-Trimethylbenzene	ND	1.0	ug/L	0.12
Vinyl acetate	ND	2.0	ug/L	0.19
o-Xylene	ND	1.0	ug/L	0.14
Xylenes (total)	ND	2.0	ug/L	0.28
Methyl tert-butyl ether	ND	5.0	ug/L	0.17
m-Xylene & p-Xylene	ND	2.0	ug/L	0.24
1,2,3-Trimethylbenzene	ND	5.0	ug/L	0.0059
Diisopropyl Ether (DIPE)	ND	5.0	ug/L	1.5
Ethyl-t-Butyl Ether (ETBE)	ND	5.0	ug/L	0.11
Tert-amyl methyl ether (TAME)	ND	5.0	ug/L	0.067
Benzene	ND	1.0	ug/L	0.13
Bromoform	ND	1.0	ug/L	0.64
Bromomethane	ND	1.0	ug/L	0.41
Carbon tetrachloride	ND	1.0	ug/L	0.13
Chlorobenzene	ND	1.0	ug/L	0.15
Chloroethane	ND	1.0	ug/L	0.29
Chloroform	ND	1.0	ug/L	0.16
Chloromethane	ND	1.0	ug/L	0.30
1,1-Dichloroethane	ND	1.0	ug/L	0.15
1,2-Dichloroethane	**0.65 J**	**1.0**	**ug/L**	**0.22**
1,1-Dichloroethene	ND	1.0	ug/L	0.19
1,2-Dichloropropane	ND	1.0	ug/L	0.18
cis-1,3-Dichloropropene	ND	1.0	ug/L	0.14
trans-1,3-Dichloropropene	ND	1.0	ug/L	0.19
Ethylbenzene	ND	1.0	ug/L	0.17
Methylene chloride	**2.8**	**1.0**	**ug/L**	**0.33**
1,1,2,2-Tetrachloroethane	ND	1.0	ug/L	0.18
Tetrachloroethene	ND	1.0	ug/L	0.29
Toluene	ND	1.0	ug/L	0.13
1,1,1-Trichloroethane	ND	1.0	ug/L	0.22
Trichloroethene	**0.35 J**	**1.0**	**ug/L**	**0.17**
Vinyl chloride	ND	1.0	ug/L	0.22

SURROGATE	PERCENT RECOVERY	RECOVERY LIMITS
Dibromofluoromethane	94	(73 - 122)
1,2-Dichloroethane-d4	102	(61 - 128)
Toluene-d8	105	(76 - 110)
4-Bromofluorobenzene	90	(74 - 116)

(Continued on next page)

Tetra Tech NUS, Inc

Client Sample ID: DMW-17I-082008

GC/MS Semivolatiles

Lot-Sample #...: A8H210130-003 **Work Order #...:** KVHV01CM **Matrix.....:** WG
Date Sampled...: 08/20/08 13:25 **Date Received..:** 08/21/08
Prep Date.....: 08/21/08 **Analysis Date..:** 08/24/08
Prep Batch #...: 8234318
Dilution Factor: 1 **Initial Wgt/Vol:** 1000 mL **Final Wgt/Vol..:** 2 mL
Method.....: SW846 8270C

PARAMETER	RESULT	REPORTING LIMIT	UNITS	MDL
1,4-Dioxane	ND	1.0	ug/L	0.49

SURROGATE	PERCENT RECOVERY	RECOVERY LIMITS
Nitrobenzene-d5	48	(27 - 111)
2-Fluorobiphenyl	34	(28 - 110)
Terphenyl-d14	62	(37 - 119)
Phenol-d5	16	(10 - 110)
2-Fluorophenol	28	(10 - 110)
2,4,6-Tribromophenol	38	(22 - 120)

Tetra Tech NUS, Inc

Client Sample ID: DMW-17S-082008

GC/MS Semivolatiles

Lot-Sample #...: A8H210130-005	**Work Order #...:** KVHV21CM	**Matrix.....:** WG	
Date Sampled...: 08/20/08 14:45	**Date Received..:** 08/21/08		
Prep Date.....: 08/21/08	**Analysis Date..:** 08/24/08		
Prep Batch #...: 8234318			
Dilution Factor: 1	**Initial Wgt/Vol:** 900 mL	**Final Wgt/Vol..:** 2 mL	
	Method.....: SW846 8270C		

PARAMETER	RESULT	REPORTING LIMIT	UNITS	MDL
1,4-Dioxane	ND	1.0	ug/L	0.49

SURROGATE	PERCENT RECOVERY	RECOVERY LIMITS
Nitrobenzene-d5	53	(27 - 111)
2-Fluorobiphenyl	34	(28 - 110)
Terphenyl-d14	90	(37 - 119)
Phenol-d5	23	(10 - 110)
2-Fluorophenol	38	(10 - 110)
2,4,6-Tribromophenol	52	(22 - 120)

Tetra Tech NUS, Inc

Client Sample ID: DMW-1S-081808

GC/MS Semivolatiles

Lot-Sample #...: A8H190109-005 **Work Order #...:** KVC5P1AN **Matrix.....:** WG
Date Sampled...: 08/18/08 14:15 **Date Received..:** 08/19/08
Prep Date.....: 08/19/08 **Analysis Date..:** 08/24/08
Prep Batch #...: 8232328
Dilution Factor: 4 **Initial Wgt/Vol:** 1030 mL **Final Wgt/Vol..:** 2 mL
Method.....: SW846 8270C

PARAMETER	RESULT	REPORTING LIMIT	UNITS	MDL
1,4-Dioxane	ND	4.0	ug/L	2.0

SURROGATE	PERCENT RECOVERY	RECOVERY LIMITS
Nitrobenzene-d5	62 DIL	(27 - 111)
2-Fluorobiphenyl	58 DIL	(28 - 110)
Terphenyl-d14	81 DIL	(37 - 119)
Phenol-d5	20 DIL	(10 - 110)
2-Fluorophenol	61 DIL	(10 - 110)
2,4,6-Tribromophenol	59 DIL	(22 - 120)

NOTE(S):

DIL The concentration is estimated or not reported due to dilution or the presence of interfering analytes.

Tetra Tech NUS, Inc

Client Sample ID: DMW-6D-082008

GC/MS Semivolatiles

Lot-Sample #...: A8H210130-004 **Work Order #...:** KVHV11CM **Matrix.....:** WG
Date Sampled...: 08/20/08 14:30 **Date Received..:** 08/21/08
Prep Date.....: 08/21/08 **Analysis Date..:** 08/24/08
Prep Batch #...: 8234318
Dilution Factor: 1 **Initial Wgt/Vol:** 1030 mL **Final Wgt/Vol..:** 2 mL
Method.....: SW846 8270C

PARAMETER	RESULT	REPORTING LIMIT	UNITS	MDL
1,4-Dioxane	ND	1.0	ug/L	0.49

SURROGATE	PERCENT RECOVERY	RECOVERY LIMITS
Nitrobenzene-d5	40	(27 - 111)
2-Fluorobiphenyl	30	(28 - 110)
Terphenyl-d14	63	(37 - 119)
Phenol-d5	15	(10 - 110)
2-Fluorophenol	25	(10 - 110)
2,4,6-Tribromophenol	32	(22 - 120)

Tetra Tech NUS, Inc

Client Sample ID: DMW-6I-082008

GC/MS Semivolatiles

Lot-Sample #...: A8H210130-002 **Work Order #...:** KVHVL1CM **Matrix.....:** WG
Date Sampled...: 08/20/08 13:09 **Date Received..:** 08/21/08
Prep Date.....: 08/21/08 **Analysis Date..:** 08/24/08
Prep Batch #...: 8234318
Dilution Factor: 1 **Initial Wgt/Vol:** 1000 mL **Final Wgt/Vol..:** 2 mL
Method.....: SW846 8270C

PARAMETER	RESULT	REPORTING LIMIT	UNITS	MDL
1,4-Dioxane	ND	1.0	ug/L	0.49

SURROGATE	PERCENT RECOVERY	RECOVERY LIMITS
Nitrobenzene-d5	99	(27 - 111)
2-Fluorobiphenyl	75	(28 - 110)
Terphenyl-d14	191 *	(37 - 119)
Phenol-d5	43	(10 - 110)
2-Fluorophenol	69	(10 - 110)
2,4,6-Tribromophenol	100	(22 - 120)

NOTE(S):

* Surrogate recovery is outside stated control limits.

Tetra Tech NUS, Inc

Client Sample ID: MSA-DMW25I-081908

GC/MS Semivolatiles

Lot-Sample #...: A8H200234-003	**Work Order #...:** KVGCW1CM	**Matrix.....:** WG	
Date Sampled...: 08/19/08 14:37	**Date Received..:** 08/20/08		
Prep Date.....: 08/21/08	**Analysis Date..:** 08/24/08		
Prep Batch #...: 8234054			
Dilution Factor: 1	**Initial Wgt/Vol:** 1030 mL	**Final Wgt/Vol..:** 2 mL	
	Method.....: SW846 8270C		

PARAMETER	RESULT	REPORTING LIMIT	UNITS	MDL
1,4-Dioxane	ND	1.0	ug/L	0.49

SURROGATE	PERCENT RECOVERY	RECOVERY LIMITS
Nitrobenzene-d5	65	(27 - 111)
2-Fluorobiphenyl	56	(28 - 110)
Terphenyl-d14	82	(37 - 119)
Phenol-d5	61	(10 - 110)
2-Fluorophenol	61	(10 - 110)
2,4,6-Tribromophenol	51	(22 - 120)

Tetra Tech NUS, Inc

Client Sample ID: MSA-DMW25S-081908

GC/MS Semivolatiles

Lot-Sample #...: A8H200234-002	**Work Order #...:** KVGCT1CM	**Matrix.....:** WG	
Date Sampled...: 08/19/08 14:25	**Date Received..:** 08/20/08		
Prep Date.....: 08/21/08	**Analysis Date..:** 08/24/08		
Prep Batch #...: 8234054			
Dilution Factor: 1	**Initial Wgt/Vol:** 1030 mL	**Final Wgt/Vol..:** 2 mL	
	Method.....: SW846 8270C		

PARAMETER	RESULT	REPORTING LIMIT	UNITS	MDL
1,4-Dioxane	ND	1.0	ug/L	0.49

SURROGATE	PERCENT RECOVERY	RECOVERY LIMITS
Nitrobenzene-d5	70	(27 - 111)
2-Fluorobiphenyl	58	(28 - 110)
Terphenyl-d14	64	(37 - 119)
Phenol-d5	64	(10 - 110)
2-Fluorophenol	64	(10 - 110)
2,4,6-Tribromophenol	52	(22 - 120)

Tetra Tech NUS, Inc

Client Sample ID: MSA-MW22D-081908

GC/MS Semivolatiles

Lot-Sample #...: A8H200234-001 **Work Order #...:** KVGCK1CM **Matrix.....:** WG
Date Sampled...: 08/19/08 11:25 **Date Received..:** 08/20/08
Prep Date.....: 08/21/08 **Analysis Date..:** 08/24/08
Prep Batch #...: 8234054
Dilution Factor: 1 **Initial Wgt/Vol:** 1030 mL **Final Wgt/Vol..:** 2 mL
Method.....: SW846 8270C

PARAMETER	RESULT	REPORTING LIMIT	UNITS	MDL
1,4-Dioxane	ND	1.0	ug/L	0.49

SURROGATE	PERCENT RECOVERY	RECOVERY LIMITS
Nitrobenzene-d5	68	(27 - 111)
2-Fluorobiphenyl	58	(28 - 110)
Terphenyl-d14	79	(37 - 119)
Phenol-d5	66	(10 - 110)
2-Fluorophenol	67	(10 - 110)
2,4,6-Tribromophenol	54	(22 - 120)

Tetra Tech NUS, Inc

Client Sample ID: MW-2-081808

GC/MS Semivolatiles

Lot-Sample #...: A8H190109-002 **Work Order #...:** KVC5F1AC **Matrix.....:** WG
Date Sampled...: 08/18/08 11:41 **Date Received..:** 08/19/08
Prep Date.....: 08/19/08 **Analysis Date..:** 08/21/08
Prep Batch #...: 8232328
Dilution Factor: 1 **Initial Wgt/Vol:** 1040 mL **Final Wgt/Vol..:** 2 mL
Method.....: SW846 8270C

PARAMETER	RESULT	REPORTING LIMIT	UNITS	MDL
1,4-Dioxane	**2.2**	**1.0**	**ug/L**	**0.49**

SURROGATE	PERCENT RECOVERY	RECOVERY LIMITS
Nitrobenzene-d5	38	(27 - 111)
2-Fluorobiphenyl	34	(28 - 110)
Terphenyl-d14	45	(37 - 119)
Phenol-d5	23	(10 - 110)
2-Fluorophenol	35	(10 - 110)
2,4,6-Tribromophenol	34	(22 - 120)

Tetra Tech NUS, Inc

Client Sample ID: MW-22I-081808

GC/MS Semivolatiles

Lot-Sample #...:	A8H190109-006	**Work Order #...:**	KVC5Q1AN	**Matrix.....:**	WG
Date Sampled...:	08/18/08 15:30	**Date Received..:**	08/19/08		
Prep Date.....:	08/19/08	**Analysis Date..:**	08/21/08		
Prep Batch #...:	8232328				
Dilution Factor:	1	**Initial Wgt/Vol:**	1040 mL	**Final Wgt/Vol..:**	2 mL
		Method.....:	SW846 8270C		

PARAMETER	RESULT	REPORTING LIMIT	UNITS	MDL
1,4-Dioxane	**1.1**	**1.0**	**ug/L**	**0.49**

SURROGATE	PERCENT RECOVERY	RECOVERY LIMITS
Nitrobenzene-d5	29	(27 - 111)
2-Fluorobiphenyl	29	(28 - 110)
Terphenyl-d14	70	(37 - 119)
Phenol-d5	13	(10 - 110)
2-Fluorophenol	21	(10 - 110)
2,4,6-Tribromophenol	40	(22 - 120)

Tetra Tech NUS, Inc

Client Sample ID: MW-23D-081808

GC/MS Semivolatiles

Lot-Sample #...: A8H190109-003 **Work Order #...:** KVC5M1AN **Matrix.....:** WG
Date Sampled...: 08/18/08 12:25 **Date Received..:** 08/19/08
Prep Date.....: 08/19/08 **Analysis Date..:** 08/21/08
Prep Batch #...: 8232328
Dilution Factor: 1 **Initial Wgt/Vol:** 1040 mL **Final Wgt/Vol..:** 2 mL
Method.....: SW846 8270C

PARAMETER	RESULT	REPORTING LIMIT	UNITS	MDL
1,4-Dioxane	ND	1.0	ug/L	0.49

SURROGATE	PERCENT RECOVERY	RECOVERY LIMITS
Nitrobenzene-d5	43	(27 - 111)
2-Fluorobiphenyl	39	(28 - 110)
Terphenyl-d14	58	(37 - 119)
Phenol-d5	17	(10 - 110)
2-Fluorophenol	28	(10 - 110)
2,4,6-Tribromophenol	36	(22 - 120)

Tetra Tech NUS, Inc

Client Sample ID: MW-23I-081808

GC/MS Semivolatiles

Lot-Sample #...: A8H190109-004 **Work Order #...:** KVC5N1A1 **Matrix.....:** WG
Date Sampled...: 08/18/08 13:50 **Date Received..:** 08/19/08
Prep Date.....: 08/19/08 **Analysis Date..:** 08/21/08
Prep Batch #...: 8232328
Dilution Factor: 1 **Initial Wgt/Vol:** 1020 mL **Final Wgt/Vol..:** 2 mL
Method.....: SW846 8270C

PARAMETER	RESULT	REPORTING LIMIT	UNITS	MDL
1,4-Dioxane	**2.4**	**1.0**	**ug/L**	**0.49**

SURROGATE	PERCENT RECOVERY	RECOVERY LIMITS
Nitrobenzene-d5	51	(27 - 111)
2-Fluorobiphenyl	48	(28 - 110)
Terphenyl-d14	62	(37 - 119)
Phenol-d5	26	(10 - 110)
2-Fluorophenol	40	(10 - 110)
2,4,6-Tribromophenol	46	(22 - 120)

Tetra Tech NUS, Inc

Client Sample ID: MW-4-081808

GC/MS Semivolatiles

Lot-Sample #...:	A8H190109-007	**Work Order #...:**	KVC5R1AN	**Matrix.....:**	WG
Date Sampled...:	08/18/08 15:42	**Date Received..:**	08/19/08		
Prep Date.....:	08/19/08	**Analysis Date..:**	08/21/08		
Prep Batch #...:	8232328				
Dilution Factor:	1	**Initial Wgt/Vol:**	1040 mL	**Final Wgt/Vol..:**	2 mL
		Method.....:	SW846 8270C		

PARAMETER	RESULT	REPORTING LIMIT	UNITS	MDL
1,4-Dioxane	**0.54 J**	**1.0**	**ug/L**	**0.49**

SURROGATE	PERCENT RECOVERY	RECOVERY LIMITS
Nitrobenzene-d5	41	(27 - 111)
2-Fluorobiphenyl	38	(28 - 110)
Terphenyl-d14	74	(37 - 119)
Phenol-d5	20	(10 - 110)
2-Fluorophenol	30	(10 - 110)
2,4,6-Tribromophenol	49	(22 - 120)

NOTE(S):

J Estimated result. Result is less than RL.

Appendix C

Support Documentation

HOLDTIME

SDG 8H19109

SORT	UNITS	NSAMPLE	LAB_ID	QC_TYPE	SAMP_DATE	EXTR_DATE	ANAL_DATE	SMP_EXTR	EXTR_ANL	SMP_ANL
HG	UG/L	MW-2-081808	A8H190109002	NM	8/18/2008	8/20/2008	8/21/2008	2	1	3
HG	UG/L	MW-4-081808	A8H190109007	NM	8/18/2008	8/20/2008	8/21/2008	2	1	3
HG	UG/L	MW-23I-081808	A8H190109004	NM	8/18/2008	8/20/2008	8/21/2008	2	1	3
HG	UG/L	MW-22I-081808	A8H190109006	NM	8/18/2008	8/20/2008	8/21/2008	2	1	3
HG	UG/L	MSA-MW22D-081908	A8H200234001	NM	8/19/2008	8/21/2008	8/21/2008	2	0	2
HG	UG/L	MSA-DMW25S-081908	A8H200234002	NM	8/19/2008	8/21/2008	8/22/2008	2	1	3
HG	UG/L	MSA-DMW25I-081908	A8H200234003	NM	8/19/2008	8/21/2008	8/21/2008	2	0	2
HG	UG/L	DMW-6I-082008	A8H210130002	NM	8/20/2008	8/22/2008	8/27/2008	2	5	7
HG	UG/L	DMW-6D-082008	A8H210130004	NM	8/20/2008	8/22/2008	8/27/2008	2	5	7
HG	UG/L	DMW-1S-081808	A8H190109005	NM	8/18/2008	8/20/2008	8/21/2008	2	1	3
HG	UG/L	DMW-17S-082008	A8H210130005	NM	8/20/2008	8/22/2008	8/27/2008	2	5	7
HG	UG/L	DMW-17I-082008	A8H210130003	NM	8/20/2008	8/22/2008	8/27/2008	2	5	7
HG	UG/L	MW-23D-081808	A8H190109003	NM	8/18/2008	8/20/2008	8/21/2008	2	1	3
M	UG/L	MW-4-081808	A8H190109007	NM	8/18/2008	8/20/2008	9/2/2008	2	13	15
M	UG/L	MW-2-081808	A8H190109002	NM	8/18/2008	8/20/2008	9/2/2008	2	13	15

SORT	UNITS	NSAMPLE	LAB_ID	QC_TYPE	SAMP_DATE	EXTR_DATE	ANAL_DATE	SMP_EXTR	EXTR_ANL	SMP_ANL
M	UG/L	DMW-6D-082008	A8H210130004	NM	8/20/2008	8/22/2008	8/25/2008	2	3	5
M	UG/L	DMW-6I-082008	A8H210130002	NM	8/20/2008	8/22/2008	8/25/2008	2	3	5
M	UG/L	MSA-DMW25I-081908	A8H200234003	NM	8/19/2008	8/21/2008	8/25/2008	2	4	6
M	UG/L	MSA-DMW25S-081908	A8H200234002	NM	8/19/2008	8/21/2008	8/25/2008	2	4	6
M	UG/L	MSA-MW22D-081908	A8H200234001	NM	8/19/2008	8/21/2008	8/25/2008	2	4	6
M	UG/L	MW-2-081808	A8H190109002	NM	8/18/2008	8/20/2008	8/30/2008	2	10	12
M	UG/L	MW-22I-081808	A8H190109006	NM	8/18/2008	8/20/2008	8/30/2008	2	10	12
M	UG/L	MW-22I-081808	A8H190109006	NM	8/18/2008	8/20/2008	9/2/2008	2	13	15
M	UG/L	MW-23D-081808	A8H190109003	NM	8/18/2008	8/20/2008	8/30/2008	2	10	12
M	UG/L	MW-23D-081808	A8H190109003	NM	8/18/2008	8/20/2008	9/2/2008	2	13	15
M	UG/L	MW-23I-081808	A8H190109004	NM	8/18/2008	8/20/2008	8/30/2008	2	10	12
M	UG/L	DMW-1S-081808	A8H190109005	NM	8/18/2008	8/20/2008	8/30/2008	2	10	12
M	UG/L	MW-4-081808	A8H190109007	NM	8/18/2008	8/20/2008	8/30/2008	2	10	12
M	UG/L	DMW-17S-082008	A8H210130005	NM	8/20/2008	8/22/2008	8/25/2008	2	3	5
M	UG/L	MW-23I-081808	A8H190109004	NM	8/18/2008	8/20/2008	9/2/2008	2	13	15
M	UG/L	DMW-1S-081808	A8H190109005	NM	8/18/2008	8/20/2008	9/2/2008	2	13	15
M	UG/L	DMW-17I-082008	A8H210130003	NM	8/20/2008	8/22/2008	8/29/2008	2	7	9
M	UG/L	DMW-17I-082008	A8H210130003	NM	8/20/2008	8/22/2008	8/25/2008	2	3	5

SORT	UNITS	NSAMPLE	LAB_ID	QC_TYPE	SAMP_DATE	EXTR_DATE	ANAL_DATE	SMP_EXTR	EXTR_ANL	SMP_ANL
HGF	UG/L	DMW-1S-081808	A8H190109005	NM	8/18/2008	8/20/2008	8/21/2008	2	1	3
HGF	UG/L	DMW-17S-082008	A8H210130005	NM	8/20/2008	8/22/2008	8/27/2008	2	5	7
HGF	UG/L	DMW-6D-082008	A8H210130004	NM	8/20/2008	8/22/2008	8/27/2008	2	5	7
HGF	UG/L	DMW-6I-082008	A8H210130002	NM	8/20/2008	8/22/2008	8/27/2008	2	5	7
HGF	UG/L	MSA-DMW25I-081908	A8H200234003	NM	8/19/2008	8/21/2008	8/21/2008	2	0	2
HGF	UG/L	MSA-DMW25S-081908	A8H200234002	NM	8/19/2008	8/21/2008	8/21/2008	2	0	2
HGF	UG/L	MW-2-081808	A8H190109002	NM	8/18/2008	8/20/2008	8/21/2008	2	1	3
HGF	UG/L	MW-22I-081808	A8H190109006	NM	8/18/2008	8/20/2008	8/21/2008	2	1	3
HGF	UG/L	MW-23D-081808	A8H190109003	NM	8/18/2008	8/20/2008	8/21/2008	2	1	3
HGF	UG/L	MW-23I-081808	A8H190109004	NM	8/18/2008	8/20/2008	8/21/2008	2	1	3
HGF	UG/L	MW-4-081808	A8H190109007	NM	8/18/2008	8/20/2008	8/21/2008	2	1	3
HGF	UG/L	MSA-MW22D-081908	A8H200234001	NM	8/19/2008	8/21/2008	8/21/2008	2	0	2
HGF	UG/L	DMW-17I-082008	A8H210130003	NM	8/20/2008	8/22/2008	8/27/2008	2	5	7
MF	UG/L	DMW-17S-082008	A8H210130005	NM	8/20/2008	8/22/2008	8/25/2008	2	3	5
MF	UG/L	MW-23D-081808	A8H190109003	NM	8/18/2008	8/20/2008	8/30/2008	2	10	12
MF	UG/L	MW-22I-081808	A8H190109006	NM	8/18/2008	8/20/2008	9/2/2008	2	13	15
MF	UG/L	MW-22I-081808	A8H190109006	NM	8/18/2008	8/20/2008	8/30/2008	2	10	12
MF	UG/L	MW-2-081808	A8H190109002	NM	8/18/2008	8/20/2008	9/2/2008	2	13	15

SORT	UNITS	NSAMPLE	LAB_ID	QC_TYPE	SAMP_DATE	EXTR_DATE	ANAL_DATE	SMP_EXTR	EXTR_ANL	SMP_ANL
MF	UG/L	MSA-MW22D-081908	A8H200234001	NM	8/19/2008	8/21/2008	8/25/2008	2	4	6
MF	UG/L	MSA-DMW25I-081908	A8H200234003	NM	8/19/2008	8/21/2008	8/25/2008	2	4	6
MF	UG/L	DMW-6I-082008	A8H210130002	NM	8/20/2008	8/22/2008	8/25/2008	2	3	5
MF	UG/L	DMW-6D-082008	A8H210130004	NM	8/20/2008	8/22/2008	8/25/2008	2	3	5
MF	UG/L	DMW-1S-081808	A8H190109005	NM	8/18/2008	8/20/2008	8/30/2008	2	10	12
MF	UG/L	DMW-17I-082008	A8H210130003	NM	8/20/2008	8/22/2008	8/29/2008	2	7	9
MF	UG/L	DMW-17I-082008	A8H210130003	NM	8/20/2008	8/22/2008	8/25/2008	2	3	5
MF	UG/L	MW-23D-081808	A8H190109003	NM	8/18/2008	8/20/2008	9/2/2008	2	13	15
MF	UG/L	MW-2-081808	A8H190109002	NM	8/18/2008	8/20/2008	8/30/2008	2	10	12
MF	UG/L	DMW-1S-081808	A8H190109005	NM	8/18/2008	8/20/2008	9/2/2008	2	13	15
MF	UG/L	MW-23I-081808	A8H190109004	NM	8/18/2008	8/20/2008	8/30/2008	2	10	12
MF	UG/L	MW-23I-081808	A8H190109004	NM	8/18/2008	8/20/2008	9/2/2008	2	13	15
MF	UG/L	MW-4-081808	A8H190109007	NM	8/18/2008	8/20/2008	8/30/2008	2	10	12
MF	UG/L	MW-4-081808	A8H190109007	NM	8/18/2008	8/20/2008	9/2/2008	2	13	15
MF	UG/L	MSA-DMW25S-081908	A8H200234002	NM	8/19/2008	8/21/2008	8/25/2008	2	4	6
CR6	MG/L	DMW-1S-081808	A8H190109005	NM	8/18/2008	8/19/2008	8/19/2008	1	0	1
CR6	MG/L	MW-23I-081808	A8H190109004	NM	8/18/2008	8/19/2008	8/19/2008	1	0	1
CR6	MG/L	MW-23D-081808	A8H190109003	NM	8/18/2008	8/19/2008	8/19/2008	1	0	1

SORT	UNITS	NSAMPLE	LAB_ID	QC_TYPE	SAMP_DATE	EXTR_DATE	ANAL_DATE	SMP_EXTR	EXTR_ANL	SMP_ANL
CR6	MG/L	MW-22I-081808	A8H190109006	NM	8/18/2008	8/19/2008	8/19/2008	1	0	1
CR6	MG/L	MW-2-081808	A8H190109002	NM	8/18/2008	8/19/2008	8/19/2008	1	0	1
CR6	MG/L	MSA-MW22D-081908	A8H200234001	NM	8/19/2008	8/20/2008	8/20/2008	1	0	1
CR6	MG/L	MW-4-081808	A8H190109007	NM	8/18/2008	8/19/2008	8/19/2008	1	0	1
CR6	MG/L	DMW-17I-082008	A8H210130003	NM	8/20/2008	8/21/2008	8/21/2008	1	0	1
CR6	MG/L	MSA-DMW25I-081908	A8H200234003	NM	8/19/2008	8/20/2008	8/20/2008	1	0	1
CR6	MG/L	DMW-17S-082008DL	A8H210130005	NM	8/20/2008	8/21/2008	8/21/2008	1	0	1
CR6	MG/L	DMW-6I-082008	A8H210130002	NM	8/20/2008	8/21/2008	8/21/2008	1	0	1
CR6	MG/L	DMW-6D-082008	A8H210130004	NM	8/20/2008	8/21/2008	8/21/2008	1	0	1
CR6	MG/L	MSA-DMW25S-081908	A8H200234002	NM	8/19/2008	8/20/2008	8/20/2008	1	0	1
OS	%	MW-22I-081808	A8H190109006	NM	8/18/2008	8/19/2008	8/21/2008	1	2	3
OS	%	MW-4-081808	A8H190109007	NM	8/18/2008	8/19/2008	8/21/2008	1	2	3
OS	%	MW-23D-081808	A8H190109003	NM	8/18/2008	8/19/2008	8/21/2008	1	2	3
OS	%	MW-2-081808	A8H190109002	NM	8/18/2008	8/19/2008	8/21/2008	1	2	3
OS	%	MSA-MW22D-081908	A8H200234001	NM	8/19/2008	8/21/2008	8/24/2008	2	3	5
OS	%	MSA-DMW25S-081908	A8H200234002	NM	8/19/2008	8/21/2008	8/24/2008	2	3	5
OS	%	MSA-DMW25I-081908	A8H200234003	NM	8/19/2008	8/21/2008	8/24/2008	2	3	5
OS	%	DMW-6I-082008	A8H210130002	NM	8/20/2008	8/21/2008	8/24/2008	1	3	4

SORT	UNITS	NSAMPLE	LAB_ID	QC_TYPE	SAMP_DATE	EXTR_DATE	ANAL_DATE	SMP_EXTR	EXTR_ANL	SMP_ANL
OS	%	DMW-6D-082008	A8H210130004	NM	8/20/2008	8/21/2008	8/24/2008	1	3	4
OS	%	DMW-1S-081808DL	A8H190109005	NM	8/18/2008	8/19/2008	8/24/2008	1	5	6
OS	%	DMW-17S-082008	A8H210130005	NM	8/20/2008	8/21/2008	8/24/2008	1	3	4
OS	%	DMW-17I-082008	A8H210130003	NM	8/20/2008	8/21/2008	8/24/2008	1	3	4
OS	%	MW-23I-081808	A8H190109004	NM	8/18/2008	8/19/2008	8/21/2008	1	2	3
OS	UG/L	DMW-6D-082008	A8H210130004	NM	8/20/2008	8/21/2008	8/24/2008	1	3	4
OS	UG/L	MW-4-081808	A8H190109007	NM	8/18/2008	8/19/2008	8/21/2008	1	2	3
OS	UG/L	MW-23I-081808	A8H190109004	NM	8/18/2008	8/19/2008	8/21/2008	1	2	3
OS	UG/L	MW-23D-081808	A8H190109003	NM	8/18/2008	8/19/2008	8/21/2008	1	2	3
OS	UG/L	MW-22I-081808	A8H190109006	NM	8/18/2008	8/19/2008	8/21/2008	1	2	3
OS	UG/L	MW-2-081808	A8H190109002	NM	8/18/2008	8/19/2008	8/21/2008	1	2	3
OS	UG/L	MSA-MW22D-081908	A8H200234001	NM	8/19/2008	8/21/2008	8/24/2008	2	3	5
OS	UG/L	MSA-DMW25S-081908	A8H200234002	NM	8/19/2008	8/21/2008	8/24/2008	2	3	5
OS	UG/L	DMW-6I-082008	A8H210130002	NM	8/20/2008	8/21/2008	8/24/2008	1	3	4
OS	UG/L	DMW-1S-081808DL	A8H190109005	NM	8/18/2008	8/19/2008	8/24/2008	1	5	6
OS	UG/L	DMW-17S-082008	A8H210130005	NM	8/20/2008	8/21/2008	8/24/2008	1	3	4
OS	UG/L	DMW-17I-082008	A8H210130003	NM	8/20/2008	8/21/2008	8/24/2008	1	3	4
OS	UG/L	MSA-DMW25I-081908	A8H200234003	NM	8/19/2008	8/21/2008	8/24/2008	2	3	5

SORT	UNITS	NSAMPLE	LAB_ID	QC_TYPE	SAMP_DATE	EXTR_DATE	ANAL_DATE	SMP_EXTR	EXTR_ANL	SMP_ANL
OV	%	TRIP BLANK	A8H200234004	NM	8/19/2008	8/22/2008	8/22/2008	3	0	3
OV	%	MSA-DMW25I-081908	A8H200234003	NM	8/19/2008	8/22/2008	8/22/2008	3	0	3
OV	%	DMW-6I-082008	A8H210130002	NM	8/20/2008	8/26/2008	8/26/2008	6	0	6
OV	%	TB-082008	A8H210130001	NM	8/20/2008	8/26/2008	8/26/2008	6	0	6
OV	%	MW-4-081808	A8H190109007	NM	8/18/2008	8/26/2008	8/26/2008	8	0	8
OV	%	MW-23I-081808DL	A8H190109004	NM	8/18/2008	8/27/2008	8/27/2008	9	0	9
OV	%	MW-23D-081808	A8H190109003	NM	8/18/2008	8/27/2008	8/27/2008	9	0	9
OV	%	MW-22I-081808	A8H190109006	NM	8/18/2008	8/26/2008	8/26/2008	8	0	8
OV	%	MSA-MW22D-081908	A8H200234001	NM	8/19/2008	8/22/2008	8/22/2008	3	0	3
OV	%	MSA-DMW25S-081908	A8H200234002	NM	8/19/2008	8/22/2008	8/22/2008	3	0	3
OV	%	DMW-6D-082008	A8H210130004	NM	8/20/2008	8/26/2008	8/26/2008	6	0	6
OV	%	DMW-1S-081808DL	A8H190109005	NM	8/18/2008	8/26/2008	8/26/2008	8	0	8
OV	%	DMW-17S-082008	A8H210130005	NM	8/20/2008	8/26/2008	8/26/2008	6	0	6
OV	%	DMW-17I-082008DL	A8H210130003	NM	8/20/2008	8/26/2008	8/26/2008	6	0	6
OV	%	TB-081808	A8H190109001	NM	8/18/2008	8/26/2008	8/26/2008	8	0	8
OV	%	MW-2-081808	A8H190109002	NM	8/18/2008	8/26/2008	8/26/2008	8	0	8
OV	UG/L	MW-4-081808	A8H190109007	NM	8/18/2008	8/26/2008	8/26/2008	8	0	8
OV	UG/L	TRIP BLANK	A8H200234004	NM	8/19/2008	8/22/2008	8/22/2008	3	0	3

SORT	UNITS	NSAMPLE	LAB_ID	QC_TYPE	SAMP_DATE	EXTR_DATE	ANAL_DATE	SMP_EXTR	EXTR_ANL	SMP_ANL
OV	UG/L	TB-081808	A8H190109001	NM	8/18/2008	8/26/2008	8/26/2008	8	0	8
OV	UG/L	MW-23I-081808DL	A8H190109004	NM	8/18/2008	8/27/2008	8/27/2008	9	0	9
OV	UG/L	MW-23D-081808	A8H190109003	NM	8/18/2008	8/27/2008	8/27/2008	9	0	9
OV	UG/L	MW-22I-081808	A8H190109006	NM	8/18/2008	8/26/2008	8/26/2008	8	0	8
OV	UG/L	MW-2-081808	A8H190109002	NM	8/18/2008	8/26/2008	8/26/2008	8	0	8
OV	UG/L	MSA-MW22D-081908	A8H200234001	NM	8/19/2008	8/22/2008	8/22/2008	3	0	3
OV	UG/L	MSA-DMW25S-081908	A8H200234002	NM	8/19/2008	8/22/2008	8/22/2008	3	0	3
OV	UG/L	MSA-DMW25I-081908	A8H200234003	NM	8/19/2008	8/22/2008	8/22/2008	3	0	3
OV	UG/L	DMW-6I-082008	A8H210130002	NM	8/20/2008	8/26/2008	8/26/2008	6	0	6
OV	UG/L	DMW-6D-082008	A8H210130004	NM	8/20/2008	8/26/2008	8/26/2008	6	0	6
OV	UG/L	DMW-1S-081808DL	A8H190109005	NM	8/18/2008	8/26/2008	8/26/2008	8	0	8
OV	UG/L	DMW-17S-082008	A8H210130005	NM	8/20/2008	8/26/2008	8/26/2008	6	0	6
OV	UG/L	DMW-17I-082008DL	A8H210130003	NM	8/20/2008	8/26/2008	8/26/2008	6	0	6
OV	UG/L	TB-082008	A8H210130001	NM	8/20/2008	8/26/2008	8/26/2008	6	0	6

TestAmerica

THE LEADER IN ENVIRONMENTAL TESTING

TestAmerica Laboratories, Inc.

ANALYTICAL REPORT

MARTIN STATE AIRPORT
SDG #: 8H19109

Michael Martin

Tetra Tech NUS Inc
20251 Century Blvd
Suite 200
Germantown, MD 20874

TESTAMERICA LABORATORIES, INC.

Patrick J. O'Meara
Project Manager

September 10, 2008

CASE NARRATIVE

8H19109

The following report contains the analytical results for thirteen water samples and three quality control samples submitted to TestAmerica North Canton by TetraTech NUS, Inc. from the Martin State Airport Site. The samples were received August 19, 2008, August 20, 2008 and August 21, 2008, according to documented sample acceptance procedures.

This SDG consists of (3) laboratory ID's: A8H190109, A8H200234, and A8H210130.

TestAmerica utilizes USEPA approved methods in all analytical work. The samples presented in this report were analyzed for the parameter(s) listed on the analytical methods summary page in accordance with the method(s) indicated. Preliminary results were provided to Michael Martin, Tobrena Skeen, and Tony Apanavage on August 28, 2008, on September 02, 2008, and September 03, 2008. A summary of QC data for these analyses is included at the back of the report.

TestAmerica North Canton attests to the validity of the laboratory data generated by TestAmerica facilities reported herein. All analyses performed by TestAmerica facilities were done using established laboratory SOPs that incorporate QA/QC procedures described in the applicable methods. TestAmerica's operations groups have reviewed the data for compliance with the laboratory QA/QC plan, and data have been found to be compliant with laboratory protocols unless otherwise noted below.

Any reference within this document to Severn Trent Laboratories, Inc. or STL, should be understood to refer to TestAmerica Laboratories, Inc. (formerly known as Severn Trent Laboratories, Inc.)

The test results in this report meet all NELAP requirements for parameters for which accreditation is required or available. Any exceptions to NELAP requirements are noted in this report. Pursuant to NELAP, this report may not be reproduced, except in full, without the written approval of the laboratory.

Please refer to the Quality Control Elements Narrative following this case narrative for additional quality control information.

If you have any questions, please call the Project Manager, Patrick J. O'Meara, at 330-497-9396.

This report is sequentially paginated. The final page of the report is labeled as "END OF REPORT."

SUPPLEMENTAL QC INFORMATION

SAMPLE RECEIVING

The temperatures of the coolers upon sample receipt were 3.2, 4.1, 2.7, and 1.9°C.

See TestAmerica's Cooler Receipt Form for additional information.

GC/MS VOLATILES

The sample(s) that contained concentrations of target analyte(s) at a reportable level in the associated Method Blank(s) were flagged with "B". All target analytes in the Method Blank must be below the reporting limit (RL) or the associated sample(s) must be ND with the exception of common laboratory contaminants.

The sample(s) that contain results between the MDL and the RL were flagged with "J". There is a possibility of false positive or mis-identification at these quantitation levels. In analytical methods requiring confirmation of the analyte reported, confirmation was performed only down to the standard reporting limit (SRL). The acceptance criteria for QC samples may not be met at these quantitation levels.

2-Chloroethyl vinyl ether cannot be reliably recovered in an acid preserved sample.

GC/MS SEMIVOLATILES

The sample(s) that contain results between the MDL and the RL were flagged with "J". There is a possibility of false positive or mis-identification at these quantitation levels. In analytical methods requiring confirmation of the analyte reported, confirmation was performed only down to the standard reporting limit (SRL). The acceptance criteria for QC samples may not be met at these quantitation levels.

Sample(s) DMW-1S-081808 had elevated reporting limits due to matrix interference.

Sample(s) DMW-6I-082008 had up to one surrogate recovery per fraction outside acceptance limits. However, since the recovery was greater than 10% and all associated QC met criteria, no corrective action was taken.

METALS

The sample(s) that contain results between the MDL and the RL were flagged with "B". There is the possibility of false positive or mis-identification at these quantitation levels. The acceptance criteria for the ICB, CCB, and Method Blank are +/- the standard reporting limit (SRL).

CASE NARRATIVE (continued)

METALS (continued)

The sample(s) that contained concentrations of target analyte(s) at a reportable level in the associated Method Blank(s) were flagged with "J". Refer to the sample report pages for the affected analyte(s).

Matrix spike recovery and relative percent difference (RPD) data were not calculated for some analytes for MW-2-081808, MSA-MW22D-081908 and DMW-6I-082008 due to the sample concentration reading greater than four times the spike amount. See the Matrix Spike Report for the affected analytes which will be flagged with "NC, MSB".

The LCS in batch(es) 8234014 was recovered high and outside of criteria for Silver. Since the analyte was not detected in any of the samples, the results were accepted. Slight positive bias is not believed to have impacted data quality.

No ICP MS Form IX was provided for batch(es) 8235014. The serial dilution was performed on a different sample from the same QC batch(es).

GENERAL CHEMISTRY

The sample(s) that contain results between the MDL and the RL were flagged with "B". There is the possibility of false positive or mis-identification at these quantitation levels. The acceptance criteria for the ICB, CCB, and Method Blank are +/- the standard reporting limit (SRL).

The sample(s) had elevated reporting limits due to matrix interferences. Refer to the sample report pages for the affected analyte(s) flagged with "G".

The matrix spike/matrix spike duplicate(s) for MSA-MW22D-081908 had RPD's and recoveries outside acceptance limits. However, since the associated method blank(s) and laboratory control sample(s) were in control, no corrective action was necessary.

QUALITY CONTROL ELEMENTS NARRATIVE

TestAmerica North Canton conducts a quality assurance/quality control (QA/QC) program designed to provide scientifically valid and legally defensible data. Toward this end, several types of quality control indicators are incorporated into the QA/QC program, which is described in detail in QA Policy, QA-003. These indicators are introduced into the sample testing process to provide a mechanism for the assessment of the analytical data.

QC BATCH

Environmental samples are taken through the testing process in groups called QUALITY CONTROL BATCHES (QC batches). A QC batch contains up to twenty environmental samples of a similar matrix (water, soil) that are processed using the same reagents and standards. TestAmerica North Canton requires that each environmental sample be associated with a QC batch.

Several quality control samples are included in each QC batch and are processed identically to the twenty environmental samples.

For SW846/RCRA methods, QC samples include a METHOD BLANK (MB), a LABORATORY CONTROL SAMPLE (LCS) and, where appropriate, a MATRIX SPIKE/MATRIX SPIKE DUPLICATE (MS/MSD) pair or a MATRIX SPIKE/SAMPLE DUPLICATE (MS/DU) pair. If there is insufficient sample to perform an MS/MSD or an MS/DU, then a LABORATORY CONTROL SAMPLE DUPLICATE (LCSD) is included in the QC batch.

For 600 series/CWA methods, QC samples include a METHOD BLANK (MB), a LABORATORY CONTROL SAMPLE (LCS) and, where appropriate, a MATRIX SPIKE (MS). An MS is prepared and analyzed at a 10% frequency for GC Methods and at a 5% frequency for GC/MS methods.

LABORATORY CONTROL SAMPLE

The Laboratory Control Sample is a QC sample that is created by adding known concentrations of a full or partial set of target analytes to a matrix similar to that of the environmental samples in the QC batch. Multi peak responders may not be included in the target spike list due to co-elution. The LCS analyte recovery results are used to monitor the analytical process and provide evidence that the laboratory is performing the method within acceptable guidelines. All control analytes indicated by a bold type in the LCS must meet acceptance criteria. Failure to meet the established recovery guidelines requires the repreparation and reanalysis of all samples in the QC batch. Comparison of only the failed parameters from the first batch are evaluated. The only exception to the rework requirement is that if the LCS recoveries are biased high and the associated sample is ND (non-detected) for the parameter(s) of interest, the batch is acceptable.

At times, a Laboratory Control Sample Duplicate (LCSD) is also included in the QC batch. An LCSD is a QC sample that is created and handled identically to the LCS. Analyte recovery data from the LCSD is assessed in the same way as that of the LCS. The LCSD recoveries, together with the LCS recoveries, are used to determine the reproducibility (precision) of the analytical system. Precision data are expressed as relative percent differences (RPDs). If the RPD fails for an LCS/LCSD and yet the recoveries are within acceptance criteria, the batch is still acceptable.

METHOD BLANK

The Method Blank is a QC sample consisting of all the reagents used in analyzing the environmental samples contained in the QC batch. Method Blank results are used to determine if interference or contamination in the analytical system could lead to the reporting of false positive data or elevated analyte concentrations. All target analytes must be below the reporting limits (RL) or the associated sample(s) must be ND except under the following circumstances:

- Common organic contaminants may be present at concentrations up to 5 times the reporting limits. Common metals contaminants may be present at concentrations up to 2 times the reporting limit, or the reported blank concentration must be twenty fold less than the concentration reported in the associated environmental samples. (See common laboratory contaminants listed in the table.)

Volatile (GC or GC/MS)	Semivolatile (GC/MS)	Metals ICP-MS	Metals ICP Trace
Methylene Chloride, Acetone, 2-Butanone	Phthalate Esters	Copper, Iron, Zinc, Lead, Calcium, Magnesium, Potassium, Sodium, Barium, Chromium, Manganese	Copper, Iron, Zinc, Lead

- Organic blanks will be accepted if compounds detected in the blank are present in the associated samples at levels 10 times the blank level. Inorganic blanks will be accepted if elements detected in the blank are present in the associated samples at 20 times the blank level.

- Blanks will be accepted if the compounds/elements detected are not present in any of the associated environmental samples.

Failure to meet these Method Blank criteria requires the repreparation and reanalysis of all samples in the QC batch.

MATRIX SPIKE/MATRIX SPIKE DUPLICATE

A Matrix Spike and a Matrix Spike Duplicate are a pair of environmental samples to which known concentrations of a full or partial set of target analytes are added. The MS/MSD results are determined in the same manner as the results of the environmental sample used to prepare the MS/MSD. The analyte recoveries and the relative percent differences (RPDs) of the recoveries are calculated and used to evaluate the effect of the sample matrix on the analytical results. Due to the potential variability of the matrix of each sample, the MS/MSD results may not have an immediate bearing on any samples except the one spiked; therefore, the associated batch MS/MSD may not reflect the same compounds as the samples contained in the analytical report. When these MS/MSD results fail to meet acceptance criteria, the data is evaluated. If the LCS is within acceptance criteria, the batch is considered acceptable.

For certain methods, a Matrix Spike/Sample Duplicate (MS/DU) may be included in the QC batch in place of the MS/MSD. For the parameters (i.e. pH, ignitability) where it is not possible to prepare a spiked sample, a Sample Duplicate may be included in the QC batch. However, a Sample Duplicate is less likely to provide usable precision statistics depending on the likelihood of finding concentrations below the standard reporting limit. When the Sample Duplicate result fails to meet acceptance criteria, the data is evaluated.

For certain methods (600 series methods/CWA), a Matrix Spike is required in place of a Matrix Spike/Matrix Spike Duplicate (MS/MSD) or Matrix Spike/Sample Duplicate (MS/DU).

The acceptance criteria do not apply to samples that are diluted.

SURROGATE COMPOUNDS

In addition to these batch-related QC indicators, each organic environmental and QC sample is spiked with surrogate compounds. Surrogates are organic chemicals that behave similarly to the analytes of interest and that are rarely present in the environment. Surrogate recoveries are used to monitor the individual performance of a sample in the analytical system.

If surrogate recoveries are biased high in the LCS, LCSD, or the Method Blank, and the associated sample(s) are ND, the batch is acceptable. Otherwise, if the LCS, LCSD, or Method Blank surrogate(s) fail to meet recovery criteria, the entire sample batch is reprepared and reanalyzed. If the surrogate recoveries are outside criteria for environmental samples, the samples will be reprepared and reanalyzed unless there is objective evidence of matrix interference or if the sample dilution is greater than the threshold outlined in the associated method SOP.

The acceptance criteria do not apply to samples that are diluted. All other surrogate recoveries will be reported.

For the GC/MS BNA methods, the surrogate criterion is that two of the three surrogates for each fraction must meet acceptance criteria. The third surrogate must have a recovery of ten percent or greater.

For the Pesticide and PCB methods, the surrogate criterion is that one of two surrogate compounds must meet acceptance criteria. The second surrogate must have a recovery of 10% or greater.

Chain of Custody Record

Temperature on Receipt _____

Drinking Water? Yes ☐ No ☐

TestAmerica

THE LEADER IN ENVIRONMENTAL TESTING

29

TAL-4124 (1007)

Client	Project Manager	Date	Chain of Custody Number
Tetra Tech NUS	Tony Apanavage	8-18-08	093953
Address	**Telephone Number (Area Code)/Fax Number**	**Lab Number**	**Page** 1 of 1
20251 Century Blvd STE 200	(301) 528-3021		
City Germantown	**State** MD **Zip Code** 20874	**Site Contact** Walt Pawn	**Lab Contact** Pat O'Meara
Project Name and Location (State) Martin State Airport	**Carrier/Waybill Number**		
Contract/Purchase Order/Quote No.			

Sample I.D. No. and Description (Containers for each sample may be combined on one line)	Date	Time	Matrix: Air	Aqueous	Sed.	Soil	Containers & Preservatives: Unpres.	H2SO4	HNO3	HCl	NaOH	ZnAc/NaOH	Analysis: VOCs	TAL metals	D.ES metals	1,4 Dioxane	Hex Chrom
TB-081808	8-18-08	0730		X						X			X				
MW-2-081808		1141		X			X		X	X			X	X	X	X	X
MW-23D-081808		1225		X			X		X	X			X	X	X	X	X
MW-23I-081808		1350		X			X		X	X			X	X	X	X	X
DMW-15-081808		1415		X			X		X	X			X	X	X	X	X
MW-22I-081808		1530		X			X		X	X			X	X	X	X	X
MW-4-081808		1542		X			X		X	X			X	X	X	X	X

Special Instructions/ Conditions of Receipt

Possible Hazard Identification

☐ Non-Hazard ☐ Flammable ☐ Skin Irritant ☐ Poison B ☐ Unknown

Sample Disposal

☐ Return To Client ☐ Disposal By Lab ☐ Archive For _____ Months (A fee may be assessed if samples are retained longer than 1 month)

Turn Around Time Required

☐ 24 Hours ☐ 48 Hours ☐ 7 Days ☐ 14 Days ☐ 21 Days ☐ Other _____

QC Requirements (Specify)

	Date	Time		Date	Time
1. Relinquished By: Walt Pawn	8-18-08	1700	1. Received By:	8-19-8	915
2. Relinquished By			2. Received By		
3. Relinquished By			3. Received By		

Comments

DISTRIBUTION: WHITE - Returned to Client with Report; CANARY - Stays with the Sample; PINK - Field Copy

North Canton

TestAmerica Cooler Receipt Form/Narrative **Lot Number: 480H190109**
North Canton Facility

Client Tetra Tech Project _____ By: _____
Cooler Received on 8-19-8 Opened on 8-19-8 (Signature)
FedEx ☒ UPS ☐ DHL ☐ FAS ☐ Stetson ☐ Client Drop Off ☐ TestAmerica Courier ☐ Other _____
TestAmerica Cooler # _____ Multiple Coolers ☒ Foam Box ☐ Client Cooler ☐ Other _____

1. Were custody seals on the outside of the cooler(s)? Yes ☒ No ☐ Intact? Yes ☒ No ☐ NA ☐
   If YES, Quantity 2
   Were custody seals on the outside of cooler(s) signed and dated? Yes ☒ No ☐ NA ☐
   Were custody seals on the bottle(s)? Yes ☐ No ☒
   If YES, are there any exceptions? _____
2. Shippers' packing slip attached to the cooler(s)? Yes ☒ No ☐
3. Did custody papers accompany the sample(s)? Yes ☒ No ☐ Relinquished by client? Yes ☒ No ☐
4. Were the custody papers signed in the appropriate place? Yes ☒ No ☐
5. Packing material used: Bubble Wrap ☒ Foam ☐ None ☐ Other _____
6. Cooler temperature upon receipt _____ °C See back of form for multiple coolers/temps ☒
   METHOD: IR ☒ Other ☐ _____
   COOLANT: Wet Ice ☒ Blue Ice ☐ Dry Ice ☐ Water ☐ None ☐
7. Did all bottles arrive in good condition (Unbroken)? Yes ☒ No ☐
8. Could all bottle labels be reconciled with the COC? Yes ☒ No ☐
9. Were sample(s) at the correct pH upon receipt? Yes ☒ No ☐ NA ☐
10. Were correct bottle(s) used for the test(s) indicated? Yes ☒ No ☐
11. Were air bubbles >6 mm in any VOA vials? Yes ☒ No ☒ NA ☐
12. Sufficient quantity received to perform indicated analyses? Yes ☒ No ☐
13. Was a trip blank present in the cooler(s)? Yes ☒ No ☐ Were VOAs on the COC? Yes ☒ No ☐

Contacted PM _____ Date _____ by _____ via Verbal ☐ Voice Mail ☐ Other ☐
Concerning _____

14. CHAIN OF CUSTODY

The following discrepancies occurred:

15. SAMPLE CONDITION

Sample(s) _____ were received after the recommended holding time had expired.
Sample(s) _____ were received in a broken container.
Sample(s) 2440 TB were received with bubble >6 mm in diameter. (Notify PM)

16. SAMPLE PRESERVATION

Sample(s) _____ were further preserved in sample receiving to meet recommended pH level(s). *Nitric Acid Lot# 113007-HNO_3; Sulfuric Acid Lot# 031808-H_2SO_4; Sodium Hydroxide Lot# 073007 -NaOH; Hydrochloric Acid Lot# 092006-HCl; Sodium Hydroxide and Zinc Acetate Lot# 050205-$(CH_3COO)_2ZN/NaOH$.*
What time was preserved added to sample(s)? _____

Client ID	pH	Date	Initials
2	<2 <2	8-19-8	
23D	<2 <2		
23I	<2 <2		
1S	<2 <2		
22S	<2 <2		
4	<2 <2		

TestAmerica Cooler Receipt Form/Narrative
North Canton Facility

Client ID	pH	Date	Initials

Cooler #	Temp. °C	Method	Coolant
THL no #	3.2	IR	Ice
461	4.1	"	"

Discrepancies Cont'd:

Chain of Custody Record

Temperature on Receipt _____

Drinking Water? Yes ☐ No ☒

TestAmerica
THE LEADER IN ENVIRONMENTAL TESTING

TAL-4124 (1007)

Client	Project Manager	Date	Chain of Custody Number
TT NUS	Tony Apanavich	8/19/08	093794
Address	Telephone Number (Area Code)/Fax Number	Lab Number	Page 1 of 1
City: [redacted] / State / Zip Code	Site Contact: Walt Pryor	Lab Contact	
Project Name and Location (State): MSA	Carrier/Waybill Number		
Contract/Purchase Order/Quote No.			

Sample I.D. No. and Description (Containers for each sample may be combined on one line)	Date	Time	Matrix: Air	Aqueous	Sed.	Soil	Containers & Preservatives: Unpres.	H2SO4	HNO3	HCl	NaOH	ZnAc/ NaOH	Analysis: VOCs	Total Metals	Dissolved Metals	Hex. Chrom	1,4-Dioxane	Special Instructions/ Conditions of Receipt
MSA-MW22D-081908	8/19/08	1125		X					X	X			3	1	1	1	2	
MSA-DMW25S-081908	8/19/08	1425		X					X	X			3	1	1	1	2	
MSA-DMW25I-081908	8/19/08	1437		X					X	X			3	1	1	1	2	

Possible Hazard Identification
☒ Non-Hazard ☐ Flammable ☐ Skin Irritant ☐ Poison B ☐ Unknown

Sample Disposal
☐ Return To Client ☒ Disposal By Lab ☐ Archive For _____ Months (A fee may be assessed if samples are retained longer than 1 month)

Turn Around Time Required
☐ 24 Hours ☐ 48 Hours ☒ 7 Days ☐ 14 Days ☐ 21 Days ☐ Other _____

QC Requirements (Specify)

	Date	Time		Date	Time
1. Relinquished By: Dawn L. Mahoney	8/19/08	4:11pm	1. Received By	8-20-08	0910
2. Relinquished By			2. Received By		
3. Relinquished By			3. Received By		

Comments

DISTRIBUTION: WHITE - Returned to Client with Report; CANARY - Stays with the Sample; PINK - Field Copy

North Canton

32

TestAmerica Cooler Receipt Form/Narrative
North Canton Facility

Lot Number: ASH200834

Client TT NUS Project _____ By: _____
Cooler Received on 8-20-08 Opened on 8-20-08 (Signature)
FedEx ☑ UPS ☐ DHL ☐ FAS ☐ Stetson ☐ Client Drop Off ☐ TestAmerica Courier ☐ Other _____
TestAmerica Cooler # NO # Multiple Coolers ☐ Foam Box ☐ Client Cooler ☐ Other _____

1. Were custody seals on the outside of the cooler(s)? Yes ☑ No ☐ Intact? Yes ☑ No ☐ NA ☐
   If YES, Quantity 1
   Were custody seals on the outside of cooler(s) signed and dated? Yes ☑ No ☐ NA ☐
   Were custody seals on the bottle(s)? Yes ☐ No ☑
   If YES, are there any exceptions? _____
2. Shippers' packing slip attached to the cooler(s)? Yes ☑ No ☐
3. Did custody papers accompany the sample(s)? Yes ☑ No ☐ Relinquished by client? Yes ☑ No ☐
4. Were the custody papers signed in the appropriate place? Yes ☑ No ☐
5. Packing material used: Bubble Wrap ☑ Foam ☐ None ☐ Other _____
6. Cooler temperature upon receipt 2.7 °C See back of form for multiple coolers/temps ☐
   METHOD: IR ☑ Other ☐ _____
   COOLANT: Wet Ice ☑ Blue Ice ☐ Dry Ice ☐ Water ☐ None ☐
7. Did all bottles arrive in good condition (Unbroken)? Yes ☑ No ☐
8. Could all bottle labels be reconciled with the COC? Yes ☑ No ☐
9. Were sample(s) at the correct pH upon receipt? Yes ☑ No ☐ NA ☐
10. Were correct bottle(s) used for the test(s) indicated? Yes ☑ No ☐
11. Were air bubbles >6 mm in any VOA vials? Yes ☑ No ☐ NA ☐
12. Sufficient quantity received to perform indicated analyses? Yes ☑ No ☐
13. Was a trip blank present in the cooler(s)? Yes ☑ No ☐ Were VOAs on the COC? Yes ☑ No ☐

Contacted PM PSO Date 8-20-08 by AMW via Verbal ☐ Voice Mail ☑ Other ☐
Concerning #14 I Bubbles.

14. CHAIN OF CUSTODY

The following discrepancies occurred:

Rec'd 2x40 TB not on COC. will log for VOCs at end of Lot. Both w/ Bubbles

Will Log for VOC's

15. SAMPLE CONDITION

Sample(s) _____ were received after the recommended holding time had expired.
Sample(s) _____ were received in a broken container.
Sample(s) 2x40 TB were received with bubble >6 mm in diameter. (Notify PM)

16. SAMPLE PRESERVATION

Sample(s) _____ were further preserved in sample receiving to meet recommended pH level(s). *Nitric Acid Lot# 113007-HNO_3; Sulfuric Acid Lot# 031808-H_2SO_4; Sodium Hydroxide Lot# 073007 -NaOH; Hydrochloric Acid Lot# 092006-HCl; Sodium Hydroxide and Zinc Acetate Lot# 050205-$(CH_3COO)_2ZN$/NaOH.*
What time was preservative added to sample(s)? _____

Client ID	pH	Date	Initials

TestAmerica Cooler Receipt Form/Narrative
North Canton Facility

Client ID	pH	Date	Initials

Chain of Custody Record

Temperature on Receipt _____

Drinking Water? Yes ☐ No ☐

TestAmerica
THE LEADER IN ENVIRONMENTAL TESTING

TAL-4124 (1007)

Client	Project Manager	Date	Chain of Custody Number
Tetra Tech NUS	Jerry Aparavage	8-20-08	093620
Address	**Telephone Number (Area Code)/Fax Number**	**Lab Number**	**Page** 1 of 1
20251 Century Blvd STE 200	(301) 528-3021		
City / **State** / **Zip Code**	**Site Contact**	**Lab Contact**	
Germantown / MD / 20874	Walt Payer	Pat O'Meara	
Project Name and Location (State)	**Carrier/Waybill Number**		
Martin State Airport			
Contract/Purchase Order/Quote No.			

Sample I.D. No. and Description (Containers for each sample may be combined on one line)	Date	Time	Matrix: Air	Aqueous	Sed.	Soil	Containers & Preservatives: Unpres.	H2SO4	HNO3	HCl	NaOH	ZnAc/NaOH	Analysis: VOCs	TAL metals	Diss metals	1,4 Dioxane	Hex Chrom	Special Instructions/ Conditions of Receipt
TB-082008	8-20-08	0730		X						X			X					
DMW-6I-082008		1309		X			X		X	X			X	X	X	X	X	
DMW-17I-082008		1325		X			X		X	X			X	X	X	X	X	
DMW-60-082008		1430		X			X		X	X			X	X	X	X	X	
DMW-17S-082008		1445		X			X		X	X			X	X	X	X	X	

Possible Hazard Identification
☐ Non-Hazard ☐ Flammable ☐ Skin Irritant ☐ Poison B ☐ Unknown

Sample Disposal
☐ Return To Client ☐ Disposal By Lab ☐ Archive For _____ Months
(A fee may be assessed if samples are retained longer than 1 month)

Turn Around Time Required
☐ 24 Hours ☐ 48 Hours ☐ 7 Days ☐ 14 Days ☐ 21 Days ☐ Other _____

QC Requirements (Specify)

	Date	Time		Date	Time
1. Relinquished By: Walt Payer	8-20-08	1630	1. Received By: [signature] TESTAMERICA	21 AUG 08	0920
2. Relinquished By			2. Received By		
3. Relinquished By			3. Received By		

Comments

DISTRIBUTION: WHITE - Returned to Client with Report; CANARY - Stays with the Sample; PINK - Field Copy

North Canton

TestAmerica Cooler Receipt Form/Narrative **Lot Number:** A8H210130
North Canton Facility

Client TETRA TECH Project MARTIN STATE By: (Signature)
Cooler Received on 21 AUG 2008 Opened on 21 AUG 2008
FedEx ☒ UPS ☐ DHL ☐ FAS ☐ Stetson ☐ Client Drop Off ☐ TestAmerica Courier ☐ Other
TestAmerica Cooler # Multiple Coolers ☐ Foam Box ☐ Client Cooler ☒ Other

1. Were custody seals on the outside of the cooler(s)? Yes ☒ No ☐ Intact? Yes ☒ No ☐ NA ☐
   If YES, Quantity 2
   Were custody seals on the outside of cooler(s) signed and dated? Yes ☒ No ☐ NA ☐
   Were custody seals on the bottle(s)? Yes ☐ No ☒
   If YES, are there any exceptions?
2. Shippers' packing slip attached to the cooler(s)? Yes ☒ No ☐
3. Did custody papers accompany the sample(s)? Yes ☒ No ☐ Relinquished by client? Yes ☒ No ☐
4. Were the custody papers signed in the appropriate place? Yes ☒ No ☐
5. Packing material used: Bubble Wrap ☒ Foam ☐ None ☐ Other BAG ICE
6. Cooler temperature upon receipt 1.9 °C See back of form for multiple coolers/temps ☐
   METHOD: IR ☒ Other ☐
   COOLANT: Wet Ice ☒ Blue Ice ☐ Dry Ice ☐ Water ☐ None ☐
7. Did all bottles arrive in good condition (Unbroken)? Yes ☒ No ☐
8. Could all bottle labels be reconciled with the COC? Yes ☒ No ☐
9. Were sample(s) at the correct pH upon receipt? Yes ☐ No ☒ NA ☐
10. Were correct bottle(s) used for the test(s) indicated? Yes ☒ No ☐
11. Were air bubbles >6 mm in any VOA vials? Yes ☐ No ☒ NA ☐
12. Sufficient quantity received to perform indicated analyses? Yes ☒ No ☐
13. Was a trip blank present in the cooler(s)? Yes ☒ No ☐ Were VOAs on the COC? Yes ☒ No ☐

Contacted PM Date by via Verbal ☐ Voice Mail ☐ Other ☐
Concerning

14. CHAIN OF CUSTODY

The following discrepancies occurred:

15. SAMPLE CONDITION

Sample(s) were received after the recommended holding time had expired.
Sample(s) were received in a broken container.
Sample(s) were received with bubble >6 mm in diameter. (Notify PM)

16. SAMPLE PRESERVATION

Sample(s) 1 X 500 MW17 S were further preserved in sample receiving to meet recommended pH level(s). *Nitric Acid Lot# 113007-HNO_3; Sulfuric Acid Lot# 031808-H_2SO_4; Sodium Hydroxide Lot# 073007 -NaOH; Hydrochloric Acid Lot# 092006-HCl; Sodium Hydroxide and Zinc Acetate Lot# 050205-$(CH_3COO)_2ZN$/NaOH.*
What time was preservative added to sample(s)? 1044

Client ID	pH	Date	Initials
6I	<2 <2	21 AUG 08	MF
17I	<2 <2		
6D	<2 <2		
17S	<2 <2		

TestAmerica Cooler Receipt Form/Narrative
North Canton Facility

Client ID	pH	Date	Initials

Cooler #	Temp. °C	Method	Coolant

Discrepancies Cont'd:

TestAmerica

THE LEADER IN ENVIRONMENTAL TESTING

GCMS VOLATILE DATA

5A

VOLATILE ORGANIC GC/MS TUNING AND MASS CALIBRATION - BROMOFLUOROBENZENE (BFB)

Lab Name: NORTH CANTON Contract:

Lab Code: TALCAN Case No.: SAS No.: SDG No.: 8H19109

Lab File ID: BFB989 BFB Injection Date: 08/12/08

Instrument ID: A3UX15 BFB Injection Time: 2336

Matrix: (soil/water) WATER Level: (low/med) LOW Column: (pack/cap) CAP

m/e	ION ABUNDANCE CRITERIA	% RELATIVE ABUNDANCE
50	15.0 - 40.0% of mass 95	19.4
75	30.0 - 60.0% of mass 95	51.4
95	Base Peak, 100% relative abundance	100.0
96	5.0 - 9.0% of mass 95	6.3
173	Less than 2.0% of mass 174	0.2 (0.2)1
174	50.0 - 100.0% of mass 95	89.7
175	5.0 - 9.0% of mass 174	6.1 (6.8)1
176	Greater than 95.0%, but less than 101.0% of mass 174	88.4 (98.6)1
177	5.0 - 9.0% of mass 176	5.8 (6.6)2

1-Value is % of mass 174 2-Value is % of mass 176

THIS TUNE APPLIES TO THE FOLLOWING SAMPLES, MS, MSD, BLANKS, AND STANDARDS:

	EPA SAMPLE NO.	LAB SAMPLE ID	LAB FILE ID	DATE ANALYZED	TIME ANALYZED
01	VSDT040	200NGA9CAL	UXC27532	08/13/08	0022
02	VSTD020	100NGA9CAL	UXC27533	08/13/08	0045
03	VSTD010	50NGA9CAL	UXC27534	08/13/08	0108
04	VSTD005	25NGA9CAL	UXC27535	08/13/08	0132
05	VSTD002	10NGA9CAL	UXC27536	08/13/08	0155
06	VSTD001	5NGA9CAL	UXC27537	08/13/08	0218
07					
08					
09					
10					
11					
12					
13					
14					
15					
16					
17					
18					
19					
20					
21					
22					

Report Date : 14-Aug-2008 21:13

TestAmerica North Canton

INITIAL CALIBRATION DATA

Start Cal Date : 05-MAY-2008 18:34
End Cal Date : 13-AUG-2008 02:18
Quant Method : ISTD
Target Version : 4.14
Integrator : HP RTE
Method file : \\cansvr11\dd\chem\MSV\a3ux15.i\C80813IC.b\8260LLUX15.m
Last Edit : 13-Aug-2008 12:26 roachc

Calibration File Names:
Level 1: \\cansvr11\dd\chem\MSV\a3ux15.i\C80812IC.b\UXC27505.D
Level 2: \\cansvr11\dd\chem\MSV\a3ux15.i\C80812IC.b\UXC27504.D
Level 3: \\cansvr11\dd\chem\MSV\a3ux15.i\C80812IC.b\UXC27503.D
Level 4: \\cansvr11\dd\chem\MSV\a3ux15.i\C80812IC.b\UXC27502.D
Level 5: \\cansvr11\dd\chem\MSV\a3ux15.i\C80812IC.b\UXC27501.D
Level 6: \\cansvr11\dd\chem\MSV\a3ux15.i\C80812IC.b\UXC27500.D

Compound	5.0000 Level 1	10.0000 Level 2	25.0000 Level 3	50.0000 Level 4	100.0000 Level 5	200.0000 Level 6	Curve	Coefficients b	m1	m2	%RSD or R^2	
8 Dichlorodifluoromethane	15233	35382	114472	243967	524946	991194	WLINR	0.03644	0.26158		0.99720	
9 Chloromethane	0.25139	0.27383	0.29236	0.26962	0.27229	0.23548	AVRG		0.26583		7.43564	
10 Vinyl Chloride	0.24504	0.27091	0.31335	0.30382	0.30958	0.27075	AVRG		0.28557		9.60070	
11 Bromomethane	0.19806	0.21186	0.22309	0.17238	0.18705	0.14710	AVRG		0.18992		14.51087	
12 Chloroethane	0.15880	0.19234	0.19629	0.18915	0.19944	0.16746	AVRG		0.18391		9.07852	
13 Trichlorofluoromethane	21359	57709	160213	352931	757011	1342234	WLINR	0.02660	0.36429		0.99316	
14 Dichlorofluoromethane	0.52200	0.46036	0.46524	0.51322	0.55342	0.54243	AVRG		0.50944		7.63125	
15 Acrolein	11480	21326	40714	79879	207210	376319	WLINR	-0.22760	0.00962		0.99043	<-
16 Acetone	0.05174	0.05931	0.05443	0.06470	0.06567	0.05158	AVRG		0.05790		10.88162	
17 1,1-Dichloroethene	0.19518	0.23778	0.25908	0.23561	0.26046	0.22966	AVRG		0.23629		10.08636	
18 Freon-113	0.14818	0.19211	0.20508	0.19276	0.20977	0.18631	AVRG		0.18903		11.55854	
19 Iodomethane	0.32540	0.39856	0.43168	0.39204	0.42691	0.38440	AVRG		0.39317		9.73264	
20 Carbon Disulfide	0.65895	0.73493	0.81285	0.75102	0.81591	0.71696	AVRG		0.74844		7.99197	
21 Methylene Chloride	41269	68851	150582	270157	564335	1037669	WLINR	-0.08038	0.26611		0.99667	

Report Date : 14-Aug-2008 21:13

TestAmerica North Canton

INITIAL CALIBRATION DATA

Start Cal Date : 05-MAY-2008 18:34
End Cal Date : 13-AUG-2008 02:18
Quant Method : ISTD
Target Version : 4.14
Integrator : HP RTE
Method file : \\cansvr11\dd\chem\MSV\a3ux15.i\C80813IC.b\8260LLUX15.m
Last Edit : 13-Aug-2008 12:26 roachc

	Compound	5.0000 Level 1	10.0000 Level 2	25.0000 Level 3	50.0000 Level 4	100.0000 Level 5	200.0000 Level 6	Curve	Coefficients b	Coefficients m1	Coefficients m2	%RSD or R^2	
	22 Acetonitrile	0.01489	0.01438	0.01471	0.01882	0.01900	+++++	AVRG		0.01636		14.29331	
	23 Acrylonitrile	0.06707	0.07729	0.08142	0.07741	0.07810	0.06629	AVRG		0.07460		8.46789	
	24 Methyl tert-butyl ether	0.62988	0.70467	0.77316	0.72025	0.79413	0.70650	AVRG		0.72143		8.04626	
	25 trans-1,2-Dichloroethene	0.23434	0.26387	0.29185	0.27165	0.29738	0.27330	AVRG		0.27206		8.25846	
	26 Hexane	4125	9062	26933	61505	136605	238983	WLINR	0.03269	0.06492		0.99225	
	27 Vinyl acetate	0.40295	0.43831	0.43361	0.45515	0.49706	0.48467	AVRG		0.45196		7.68906	
	28 1,1-Dichloroethane	0.41831	0.44453	0.51508	0.46942	0.50618	0.47345	AVRG		0.47116		7.74966	
	29 tert-Butyl Alcohol	0.01066	0.01076	0.01125	0.01104	0.01186	0.00939	AVRG		0.01083		7.59132	<-
	30 2-Butanone	0.10344	0.10433	0.08526	0.08579	0.08937	0.07590	AVRG		0.09068		12.30545	
M	31 1,2-Dichloroethene (total)	0.24975	0.27680	0.29856	0.28013	0.30278	0.28037	AVRG		0.28140		6.69962	
	32 cis-1,2-dichloroethene	0.26515	0.28973	0.30527	0.28862	0.30819	0.28745	AVRG		0.29073		5.29876	
	33 2,2-Dichloropropane	0.29642	0.34694	0.39727	0.35895	0.39391	0.35629	AVRG		0.35829		10.25410	
	34 Bromochloromethane	0.11745	0.13383	0.15230	0.14082	0.15259	0.14033	AVRG		0.13955		9.37443	
	35 Chloroform	0.41134	0.46727	0.51217	0.47145	0.50763	0.47240	AVRG		0.47371		7.65097	
	36 Tetrahydrofuran	13678	20507	41127	61911	132619	372599	QUAD	-0.21228	18.85602	-20.29390	0.99861	
	37 1,1,1-Trichloroethane	0.36960	0.41405	0.48109	0.42636	0.46727	0.40339	AVRG		0.42696		9.69527	
	38 1,1-Dichloropropene	0.32110	0.36196	0.40149	0.37380	0.41301	0.36479	AVRG		0.37269		8.73196	
	39 Carbon Tetrachloride	0.33241	0.36406	0.43373	0.40575	0.44276	0.38210	AVRG		0.39347		10.73695	
	40 1,2-Dichloroethane	0.33219	0.37493	0.41979	0.38243	0.42355	0.39839	AVRG		0.38855		8.68737	
	41 Benzene	1.02261	1.07666	1.14460	1.04776	1.15949	1.10469	AVRG		1.09264		4.92649	
	42 Trichloroethene	0.25674	0.28173	0.31293	0.29761	0.32271	0.30944	AVRG		0.29686		8.14547	
	43 1,2-Dichloropropane	0.20298	0.22063	0.25551	0.24041	0.26562	0.25567	AVRG		0.24014		10.00955	

Report Date : 14-Aug-2008 21:13

TestAmerica North Canton

INITIAL CALIBRATION DATA

Start Cal Date : 05-MAY-2008 18:34
End Cal Date : 13-AUG-2008 02:18
Quant Method : ISTD
Target Version : 4.14
Integrator : HP RTE
Method file : \\cansvr11\dd\chem\MSV\a3ux15.i\C80813IC.b\8260LLUX15.m
Last Edit : 13-Aug-2008 12:26 roachc

	Compound	5.0000 Level 1	10.0000 Level 2	25.0000 Level 3	50.0000 Level 4	100.0000 Level 5	200.0000 Level 6	Curve	Coefficients b	m1	m2	%RSD or R^2	
44	1,4-Dioxane	2741	7121	34188	74645	142892	216723	QUAD	8.11307	239	2902	0.99567	<-
45	Dibromomethane	0.12588	0.14217	0.15497	0.14611	0.16044	0.14983	AVRG		0.14657		8.19589	
46	Bromodichloromethane	0.27216	0.31391	0.35923	0.33988	0.37919	0.36728	AVRG		0.33861		11.75457	
47	2-Chloroethyl vinyl ether	0.10741	0.12161	0.12543	0.12399	0.13800	0.13059	AVRG		0.12451		8.19652	
48	cis-1,3-Dichloropropene	0.31168	0.35921	0.39497	0.38668	0.44523	0.44144	AVRG		0.38987		12.98426	
49	4-Methyl-2-pentanone	0.19871	0.20199	0.20009	0.19920	0.21478	0.19193	AVRG		0.20112		3.73571	
50	Toluene	1.35436	1.47034	1.60130	1.45546	1.64365	1.60398	AVRG		1.52152		7.37783	
51	trans-1,3-Dichloropropene	0.38278	0.43046	0.47164	0.45433	0.53985	0.53106	AVRG		0.46835		12.81428	
52	Ethyl Methacrylate	0.30938	0.34221	0.38848	0.37070	0.41836	0.38412	AVRG		0.36888		10.37273	
53	1,1,2-Trichloroethane	0.25169	0.27373	0.28211	0.26777	0.30370	0.28281	AVRG		0.27697		6.27325	
54	1,3-Dichloropropane	0.43107	0.46871	0.51178	0.47301	0.53922	0.51474	AVRG		0.48975		8.02424	
55	Tetrachloroethene	0.28187	0.30206	0.33541	0.30936	0.35994	0.33711	AVRG		0.32096		8.82168	
56	2-Hexanone	0.17784	0.17823	0.18362	0.17059	0.18507	0.16137	AVRG		0.17612		5.02585	
57	Dibromochloromethane	0.28472	0.30230	0.33235	0.32398	0.36997	0.35522	AVRG		0.32809		9.70711	
58	1,2-Dibromoethane	0.24463	0.26374	0.29802	0.27553	0.31599	0.29111	AVRG		0.28150		9.07740	
59	Chlorobenzene	0.87509	0.95076	1.03754	0.95633	1.08250	1.02548	AVRG		0.98795		7.56473	
60	1,1,1,2-Tetrachloroethane	0.30982	0.35482	0.39491	0.35840	0.40800	0.38731	AVRG		0.36888		9.65625	
61	Ethylbenzene	0.48042	0.53293	0.60303	0.54878	0.61593	0.58572	AVRG		0.56114		9.02551	
62	m + p-Xylene	0.59160	0.66212	0.73039	0.67800	0.76774	0.73535	AVRG		0.69420		9.16275	
M 63	Xylenes (total)	0.59424	0.66632	0.73080	0.67432	0.76194	0.72803	AVRG		0.69261		8.71630	
64	Xylene-o	0.59951	0.67473	0.73162	0.66694	0.75033	0.71340	AVRG		0.68942		7.91021	
65	Styrene	0.89059	1.04876	1.14692	1.08615	1.24289	1.18847	AVRG		1.10063		11.28333	

Report Date : 14-Aug-2008 21:13

TestAmerica North Canton

INITIAL CALIBRATION DATA

Start Cal Date : 05-MAY-2008 18:34
End Cal Date : 13-AUG-2008 02:18
Quant Method : ISTD
Target Version : 4.14
Integrator : HP RTE
Method file : \\cansvr11\dd\chem\MSV\a3ux15.i\C80813IC.b\8260LLUX15.m
Last Edit : 13-Aug-2008 12:26 roachc

Compound	5.0000 Level 1	10.0000 Level 2	25.0000 Level 3	50.0000 Level 4	100.0000 Level 5	200.0000 Level 6	Curve	Coefficients b	Coefficients m1	Coefficients m2	%RSD or R^2
66 Bromoform	0.17996	0.19116	0.22497	0.22012	0.26012	0.24315	AVRG		0.21992		13.80027
67 Isopropylbenzene	1.29059	1.43629	1.61726	1.48768	1.65369	1.58635	AVRG		1.51198		8.97305
68 1,1,2,2-Tetrachloroethane	0.62401	0.66918	0.69299	0.66516	0.73365	0.65432	AVRG		0.67322		5.51929
69 1,4-Dichloro-2-butene	2375	8263	23335	51094	135347	305947	QUAD	0.10711	6.00179	-1.23418	0.99759
70 1,2,3-Trichloropropane	0.18202	0.20000	0.21584	0.20004	0.22446	0.20609	AVRG		0.20474		7.16010
71 Bromobenzene	0.67165	0.80281	0.85839	0.79099	0.89048	0.84953	AVRG		0.81064		9.54491
72 n-Propylbenzene	0.76524	0.88985	0.96367	0.89885	1.03302	0.98701	AVRG		0.92294		10.21318
73 2-Chlorotoluene	0.72189	0.79187	0.83925	0.77943	0.86703	0.81855	AVRG		0.80300		6.32870
74 1,3,5-Trimethylbenzene	2.30470	2.63758	2.78944	2.62323	3.00050	2.87248	AVRG		2.70465		8.96504
75 4-Chlorotoluene	0.63593	0.77501	0.81051	0.75397	0.86452	0.83498	AVRG		0.77915		10.35570
76 tert-Butylbenzene	1.96602	2.25913	2.51762	2.37283	2.69986	2.62763	AVRG		2.40718		11.21137
77 1,2,4-Trimethylbenzene	2.29369	2.61168	2.83200	2.65620	3.00016	2.89456	AVRG		2.71471		9.30267
78 sec-Butylbenzene	2.89722	3.24052	3.51679	3.33705	3.80103	3.64614	AVRG		3.40646		9.43948
79 4-Isopropyltoluene	2.45765	2.71133	2.96457	2.77773	3.15867	3.04366	AVRG		2.85227		8.92850
80 1,3-Dichlorobenzene	1.37339	1.50849	1.58683	1.46488	1.66492	1.59127	AVRG		1.53163		6.81029
81 1,4-Dichlorobenzene	1.37020	1.51539	1.61188	1.49596	1.70427	1.59370	AVRG		1.54857		7.41768
82 n-Butylbenzene	2.07342	2.33274	2.55290	2.36757	2.72723	2.60565	AVRG		2.44325		9.57700
83 1,2-Dichlorobenzene	1.29394	1.43544	1.49702	1.40700	1.56469	1.45148	AVRG		1.44160		6.30878
84 1,2-Dibromo-3-chloropropane	0.10052	0.13098	0.13995	0.12765	0.15389	0.13201	AVRG		0.13083		13.43646
85 1,2,4-Trichlorobenzene	0.92259	1.05639	1.07709	1.01068	1.16674	1.09875	AVRG		1.05537		7.85780
86 Hexachlorobutadiene	0.46358	0.47192	0.50571	0.46526	0.51169	0.48457	AVRG		0.48379		4.28818
87 Naphthalene	2.09882	2.38925	2.45256	2.29680	2.69098	2.34824	AVRG		2.37944		8.17201

Report Date : 14-Aug-2008 21:13

TestAmerica North Canton

INITIAL CALIBRATION DATA

Start Cal Date : 05-MAY-2008 18:34
End Cal Date : 13-AUG-2008 02:18
Quant Method : ISTD
Target Version : 4.14
Integrator : HP RTE
Method file : \\cansvr11\dd\chem\MSV\a3ux15.i\C80813IC.b\8260LLUX15.m
Last Edit : 13-Aug-2008 12:26 roachc

	Compound	5.0000 Level 1	10.0000 Level 2	25.0000 Level 3	50.0000 Level 4	100.0000 Level 5	200.0000 Level 6	Curve	Coefficients b	Coefficients m1	Coefficients m2	%RSD or R^2	
88	1,2,3-Trichlorobenzene	0.90586	1.02699	1.03546	0.96877	1.10954	0.99750	AVRG		1.00735		6.80644	
89	Ethyl Ether	0.18164	0.18021	0.18879	0.20965	0.21994	0.22192	AVRG		0.20036		9.53489	
90	Ethanol	+++++	+++++	+++++	+++++	+++++	+++++	AVRG		0.000e+000		0.000e+000	<-
91	3-Chloropropene	0.10698	0.11484	0.11865	0.13205	0.14196	0.14191	AVRG		0.12607		11.68344	
92	Isopropyl Ether	0.20960	0.20878	0.22596	0.24365	0.25698	0.26300	AVRG		0.23466		10.00451	
93	2-Chloro-1,3-butadiene	0.30960	0.30247	0.33488	0.37632	0.38466	0.39192	AVRG		0.34997		11.26430	
94	Propionitrile	2799	5839	17488	42901	83291	173896	WLINR	0.08895	0.02785		0.99830	
95	Ethyl Acetate	0.19107	0.16748	0.17481	0.18502	0.19323	0.20486	AVRG		0.18608		7.22059	
96	Methacrylonitrile	0.12329	0.11246	0.14374	0.15227	0.15123	0.14902	AVRG		0.13867		12.06289	
97	Isobutanol	0.00768	0.00706	0.00597	0.00713	0.00652	0.00680	AVRG		0.00686		8.47917	<-
98	Cyclohexane	0.41689	0.46629	0.49228	0.50065	0.54545	0.46253	AVRG		0.48068		8.98806	
99	n-Butanol	4578	8975	26407	65474	134462	279374	WLINR	0.95909	0.00602		0.99781	<-
100	Methyl Methacrylate	0.16339	0.16353	0.18312	0.18221	0.19012	0.20177	AVRG		0.18069		8.33809	
101	2-Nitropropane	6666	15327	42976	95642	197670	435842	WLINR	0.09353	0.06794		0.99748	
102	Chloropicrin	+++++	+++++	+++++	+++++	+++++	+++++	AVRG		0.000e+000		0.000e+000	<-
103	Cyclohexanone	0.06446	0.04867	0.05193	0.06691	0.06880	0.06471	AVRG		0.06091		13.84879	
104	Pentachloroethane	+++++	+++++	+++++	+++++	+++++	+++++	AVRG		0.000e+000		0.000e+000	<-
105	Benzyl Chloride	+++++	+++++	+++++	+++++	+++++	+++++	AVRG		0.000e+000		0.000e+000	<-
134	Thiophene	+++++	+++++	+++++	+++++	+++++	+++++	AVRG		0.000e+000		0.000e+000	<-
135	Crotononitrile(1st Isomer)	+++++	+++++	+++++	+++++	+++++	+++++	AVRG		0.000e+000		0.000e+000	<-
136	Crotononitrile(2nd Isomer)	+++++	+++++	+++++	+++++	+++++	+++++	AVRG		0.000e+000		0.000e+000	<-
M 137	Total Crotononitrile	+++++	+++++	+++++	+++++	+++++	+++++	AVRG		0.000e+000		0.000e+000	<-

Report Date : 14-Aug-2008 21:13

TestAmerica North Canton

INITIAL CALIBRATION DATA

Start Cal Date : 05-MAY-2008 18:34
End Cal Date : 13-AUG-2008 02:18
Quant Method : ISTD
Target Version : 4.14
Integrator : HP RTE
Method file : \\cansvr11\dd\chem\MSV\a3ux15.i\C80813IC.b\8260LLUX15.m
Last Edit : 13-Aug-2008 12:26 roachc

Compound	5.0000 Level 1	10.0000 Level 2	25.0000 Level 3	50.0000 Level 4	100.0000 Level 5	200.0000 Level 6	Curve	Coefficients b	Coefficients m1	Coefficients m2	%RSD or R^2	
138 Paraldehyde	+++++	+++++	+++++	+++++	+++++	+++++	AVRG		0.000e+000		0.000e+000	<-
139 3,3,5-Trimethylcyclohexanone	+++++	+++++	+++++	+++++	+++++	+++++	AVRG		0.000e+000		0.000e+000	<-
140 1-Chlorohexane	+++++	+++++	+++++	+++++	+++++	+++++	AVRG		0.000e+000		0.000e+000	<-
141 1,3,5-Trichlorobenzene	0.91227	1.04806	1.09771	0.99791	1.15146	1.08744	AVRG		1.04914		8.04912	
143 Methyl Acetate	0.14896	0.13636	0.16144	0.15697	0.16596	0.14216	AVRG		0.15197		7.55613	
144 Methylcyclohexane	0.41394	0.48335	0.49152	0.52244	0.56852	0.47534	AVRG		0.49252		10.44284	
145 Dimethoxymethane	+++++	+++++	+++++	+++++	+++++	+++++	AVRG		0.000e+000		0.000e+000	<-
146 2-Methylnaphthalene	1.09333	1.28125	1.36612	1.43036	1.58253	1.41475	AVRG		1.36139		12.06132	
147 Tetrahydrothiophene	+++++	+++++	+++++	+++++	+++++	+++++	AVRG		0.000e+000		0.000e+000	<-
148 1,4-Dichlorobutane	+++++	+++++	+++++	+++++	+++++	+++++	AVRG		0.000e+000		0.000e+000	<-
151 Ethyl Acrylate	+++++	+++++	+++++	+++++	+++++	+++++	AVRG		0.000e+000		0.000e+000	<-
152 Vinyl Acetate-86	0.03603	0.04133	0.04836	0.04740	0.05314	0.05308	AVRG		0.04656		14.50335	
153 1,3-Butadiene	+++++	+++++	+++++	+++++	+++++	+++++	AVRG		0.000e+000		0.000e+000	<-
154 n-Heptane	+++++	+++++	+++++	+++++	+++++	+++++	AVRG		0.000e+000		0.000e+000	<-
155 tert-Butyl Ethyl Ether	0.62264	0.66697	0.72505	0.77581	0.81144	0.81680	AVRG		0.73645		10.78411	
156 tert-Amyl Methyl Ether	0.53977	0.59477	0.63264	0.68388	0.71841	0.74498	AVRG		0.65241		11.93490	
157 1,2,3-Trimethylbezene	0.84969	0.81559	0.85842	0.98349	1.02350	1.07485	AVRG		0.93426		11.44245	
$ 4 Dibromofluoromethane	0.17838	0.23401	0.24196	0.22701	0.24238	0.23019	AVRG		0.22565		10.62143	
$ 5 1,2-Dichloroethane-d4	0.27000	0.31088	0.30781	0.30949	0.30763	0.31489	AVRG		0.30345		5.47033	
$ 6 Toluene-d8	1.03610	1.15924	1.24017	1.15583	1.28739	1.24788	AVRG		1.18777		7.63525	
$ 7 Bromofluorobenzene	0.36457	0.43882	0.46731	0.43287	0.47193	0.45432	AVRG		0.43830		8.95034	

Report Date : 14-Aug-2008 21:13

TestAmerica North Canton

INITIAL CALIBRATION DATA

Start Cal Date : 05-MAY-2008 18:34
End Cal Date : 13-AUG-2008 02:18
Quant Method : ISTD
Target Version : 4.14
Integrator : HP RTE
Method file : \\cansvr11\dd\chem\MSV\a3ux15.i\C80813IC.b\8260LLUX15.m
Last Edit : 13-Aug-2008 12:26 roachc

Curve	Formula	Units
Averaged	Amt = Rsp/m1	Response
Wt Linear	Amt = b + Rsp/m1	Response
Quad	Amt = b + m1*Rsp + m2*Rsp^2	Response

5A

VOLATILE ORGANIC GC/MS TUNING AND MASS CALIBRATION - BROMOFLUOROBENZENE (BFB)

Lab Name: NORTH CANTON Contract:

Lab Code: TALCAN Case No.: SAS No.: SDG No.: 8H19109

Lab File ID: BFB999 BFB Injection Date: 08/22/08

Instrument ID: A3UX15 BFB Injection Time: 0849

Matrix: (soil/water) WATER Level: (low/med) LOW Column: (pack/cap) CAP

m/e	ION ABUNDANCE CRITERIA	% RELATIVE ABUNDANCE
50	15.0 - 40.0% of mass 95	23.0
75	30.0 - 60.0% of mass 95	57.6
95	Base Peak, 100% relative abundance	100.0
96	5.0 - 9.0% of mass 95	6.5
173	Less than 2.0% of mass 174	0.4 (0.5)1
174	50.0 - 100.0% of mass 95	79.0
175	5.0 - 9.0% of mass 174	5.4 (6.8)1
176	Greater than 95.0%, but less than 101.0% of mass 174	77.8 (98.4)1
177	5.0 - 9.0% of mass 176	5.3 (6.8)2

1-Value is % of mass 174 2-Value is % of mass 176

THIS TUNE APPLIES TO THE FOLLOWING SAMPLES, MS, MSD, BLANKS, AND STANDARDS:

	EPA SAMPLE NO.	LAB SAMPLE ID	LAB FILE ID	DATE ANALYZED	TIME ANALYZED
01	VSTD010	50NGA9-CC	UXC27786	08/22/08	0914
02	VSTD010	50NG-CC	UXC27787	08/22/08	0937
03	KVPL4-CHK	KVPL41AC	UXC27788	08/22/08	1000
04	KVPL4-CKDUP	KVPL41AD	UXC27789	08/22/08	1024
05	KVPL4-BLK	KVPL41AA	UXC27790	08/22/08	1047
06	MSA-MW22D-08	KVGCK1CL	UXC27803	08/22/08	1546
07	MSA-DMW25S-0	KVGCT1CL	UXC27804	08/22/08	1609
08	MSA-DMW25I-0	KVGCW1CL	UXC27805	08/22/08	1632
09	TRIP BLANK I	KVGC81AA	UXC27806	08/22/08	1654
10					
11					
12					
13					
14					
15					
16					
17					
18					
19					
20					
21					
22					

DMW25I
JK 10/16/08

Data File: \\cansvr11\dd\chem\MSV\a3ux15.i\C80822A.b\UXC27787.D
Report Date: 22-Aug-2008 09:51

TestAmerica North Canton

CONTINUING CALIBRATION COMPOUNDS

Instrument ID: a3ux15.i Injection Date: 22-AUG-2008 09:37
Lab File ID: UXC27787.D Init. Cal. Date(s): 05-MAY-2008 13-AUG-2008
Analysis Type: WATER Init. Cal. Times: 18:34 02:18
Lab Sample ID: 50NG-CC Quant Type: ISTD
Method: \\cansvr11\dd\chem\MSV\a3ux15.i\C80822A.b\8260LLUX15.m

COMPOUND	RRF / AMOUNT	RF50	CCAL RRF50	MIN RRF	%D / %DRIFT	MAX %D / %DRIFT	CURVE TYPE	
$ 4 Dibromofluoromethane	0.22565	0.21561	0.21561	0.010	4.45290	50.00000	Averaged	
$ 5 1,2-Dichloroethane-d4	0.30345	0.30061	0.30061	0.010	0.93568	50.00000	Averaged	
$ 6 Toluene-d8	1.18777	1.26893	1.26893	0.010	-6.83338	50.00000	Averaged	
$ 7 Bromofluorobenzene	0.43830	0.43741	0.43741	0.010	0.20531	50.00000	Averaged	
8 Dichlorodifluoromethane	50.00000	54.33454	0.27473	0.010	-8.66908	0.000e+000	Wt Linear	
9 Chloromethane	0.26583	0.28960	0.28960	0.100	-8.94376	50.00000	Averaged	
10 Vinyl Chloride	0.28557	0.33429	0.33429	0.010	-17.05784	20.00000	Averaged	
11 Bromomethane	0.18992	0.19674	0.19674	0.010	-3.59088	50.00000	Averaged	
12 Chloroethane	0.18391	0.22024	0.22024	0.010	-19.75311	50.00000	Averaged	
13 Trichlorofluoromethane	50.00000	61.26507	0.43667	0.010	-22.53013	0.000e+000	Wt Linear	
15 Acrolein	500	427	0.00844	0.010	14.55831	0.000e+000	Wt Linear	<-
16 Acetone	0.05790	0.08243	0.08243	0.010	-42.35990	50.00000	Averaged	
17 1,1-Dichloroethene	0.23629	0.24367	0.24367	0.010	-3.12306	20.00000	Averaged	
18 Freon-113	0.18903	0.17022	0.17022	0.010	9.95314	50.00000	Averaged	
19 Iodomethane	0.39317	0.36053	0.36053	0.010	8.30138	50.00000	Averaged	
20 Carbon Disulfide	0.74844	0.71306	0.71306	0.010	4.72731	50.00000	Averaged	
21 Methylene Chloride	50.00000	50.82902	0.29192	0.010	-1.65805	0.000e+000	Wt Linear	
22 Acetonitrile	0.01636	0.02797	0.02797	0.010	-70.93237	50.00000	Averaged	<-
23 Acrylonitrile	0.07460	0.08438	0.08438	0.010	-13.11994	50.00000	Averaged	
24 Methyl tert-butyl ether	0.72143	0.74774	0.74774	0.010	-3.64613	50.00000	Averaged	
25 trans-1,2-Dichloroethene	0.27206	0.28717	0.28717	0.010	-5.55373	50.00000	Averaged	
26 Hexane	50.00000	51.84581	0.06520	0.010	-3.69162	0.000e+000	Wt Linear	
27 Vinyl acetate	0.45196	0.31186	0.31186	0.010	30.99710	50.00000	Averaged	
28 1,1-Dichloroethane	0.47116	0.51897	0.51897	0.100	-10.14770	50.00000	Averaged	
29 tert-Butyl Alcohol	0.01083	0.02081	0.02081	0.010	-92.20795	50.00000	Averaged	<-
30 2-Butanone	0.09068	0.09966	0.09966	0.010	-9.90003	50.00000	Averaged	
M 31 1,2-Dichloroethene (total)	0.28140	0.29138	0.29138	0.010	-3.54456	50.00000	Averaged	
32 cis-1,2-dichloroethene	0.29073	0.29557	0.29557	0.010	-1.66477	50.00000	Averaged	
33 2,2-Dichloropropane	0.35829	0.31790	0.31790	0.010	11.27474	50.00000	Averaged	
34 Bromochloromethane	0.13955	0.13895	0.13895	0.010	0.43201	50.00000	Averaged	
35 Chloroform	0.47371	0.52463	0.52463	0.010	-10.74871	20.00000	Averaged	
36 Tetrahydrofuran	50.00000	54.47188	0.07511	0.010	-8.94377	0.000e+000	Quadratic	
37 1,1,1-Trichloroethane	0.42696	0.42896	0.42896	0.010	-0.46930	50.00000	Averaged	
38 1,1-Dichloropropene	0.37269	0.40059	0.40059	0.010	-7.48610	50.00000	Averaged	
39 Carbon Tetrachloride	0.39347	0.38362	0.38362	0.010	2.50285	50.00000	Averaged	
40 1,2-Dichloroethane	0.38855	0.43687	0.43687	0.010	-12.43753	50.00000	Averaged	
41 Benzene	1.09264	1.17053	1.17053	0.010	-7.12868	50.00000	Averaged	
42 Trichloroethene	0.29686	0.28913	0.28913	0.010	2.60270	50.00000	Averaged	
43 1,2-Dichloropropane	0.24014	0.27543	0.27543	0.010	-14.69849	20.00000	Averaged	
44 1,4-Dioxane	2500	3493	0.00221	0.010	-39.71118	0.000e+000	Quadratic	<-
45 Dibromomethane	0.14657	0.16804	0.16804	0.010	-14.65082	50.00000	Averaged	
46 Bromodichloromethane	0.33861	0.35489	0.35489	0.010	-4.80713	50.00000	Averaged	
47 2-Chloroethyl vinyl ether	0.12451	0.12435	0.12435	0.010	0.12510	50.00000	Averaged	

Data File: \\cansvr11\dd\chem\MSV\a3ux15.i\C80822A.b\UXC27787.D
Report Date: 22-Aug-2008 09:51

TestAmerica North Canton

CONTINUING CALIBRATION COMPOUNDS

Instrument ID: a3ux15.i Injection Date: 22-AUG-2008 09:37
Lab File ID: UXC27787.D Init. Cal. Date(s): 05-MAY-2008 13-AUG-2008
Analysis Type: WATER Init. Cal. Times: 18:34 02:18
Lab Sample ID: 50NG-CC Quant Type: ISTD
Method: \\cansvr11\dd\chem\MSV\a3ux15.i\C80822A.b\8260LLUX15.m

	COMPOUND	RRF / AMOUNT	RF50	CCAL RRF50	MIN RRF	%D / %DRIFT	MAX %D / %DRIFT	CURVE TYPE
48	cis-1,3-Dichloropropene	0.38987	0.39197	0.39197	0.010	-0.54011	50.00000	Averaged
49	4-Methyl-2-pentanone	0.20112	0.21243	0.21243	0.010	-5.62461	50.00000	Averaged
50	Toluene	1.52152	1.75015	1.75015	0.010	-15.02642	20.00000	Averaged
51	trans-1,3-Dichloropropene	0.46835	0.49976	0.49976	0.010	-6.70554	50.00000	Averaged
52	Ethyl Methacrylate	0.36888	0.42258	0.42258	0.010	-14.55972	50.00000	Averaged
53	1,1,2-Trichloroethane	0.27697	0.31729	0.31729	0.010	-14.55833	50.00000	Averaged
54	1,3-Dichloropropane	0.48975	0.58771	0.58771	0.010	-20.00190	50.00000	Averaged
55	Tetrachloroethene	0.32096	0.31415	0.31415	0.010	2.11978	50.00000	Averaged
56	2-Hexanone	0.17612	0.20210	0.20210	0.010	-14.75276	50.00000	Averaged
57	Dibromochloromethane	0.32809	0.33459	0.33459	0.010	-1.98034	50.00000	Averaged
58	1,2-Dibromoethane	0.28150	0.31517	0.31517	0.010	-11.95973	50.00000	Averaged
59	Chlorobenzene	0.98795	1.07692	1.07692	0.300	-9.00503	50.00000	Averaged
60	1,1,1,2-Tetrachloroethane	0.36888	0.37667	0.37667	0.010	-2.11164	50.00000	Averaged
61	Ethylbenzene	0.56114	0.61568	0.61568	0.010	-9.71970	20.00000	Averaged
62	m + p-Xylene	0.69420	0.77899	0.77899	0.010	-12.21359	50.00000	Averaged
M	63 Xylenes (total)	0.69261	0.77857	0.77857	0.010	-12.41179	50.00000	Averaged
64	Xylene-o	0.68942	0.77775	0.77775	0.010	-12.81086	50.00000	Averaged
65	Styrene	1.10063	1.26932	1.26932	0.010	-15.32688	50.00000	Averaged
66	Bromoform	0.21992	0.20812	0.20812	0.100	5.36198	50.00000	Averaged
67	Isopropylbenzene	1.51198	1.69569	1.69569	0.010	-12.15060	50.00000	Averaged
68	1,1,2,2-Tetrachloroethane	0.67322	0.87546	0.87546	0.300	-30.04177	50.00000	Averaged
69	1,4-Dichloro-2-butene	50.00000	55.12557	0.17193	0.010	-10.25113	0.000e+000	Quadratic
70	1,2,3-Trichloropropane	0.20474	0.25428	0.25428	0.010	-24.19320	50.00000	Averaged
71	Bromobenzene	0.81064	0.84120	0.84120	0.010	-3.76967	50.00000	Averaged
72	n-Propylbenzene	0.92294	1.02762	1.02762	0.010	-11.34247	50.00000	Averaged
73	2-Chlorotoluene	0.80300	0.87691	0.87691	0.010	-9.20371	50.00000	Averaged
74	1,3,5-Trimethylbenzene	2.70465	3.10925	3.10925	0.010	-14.95915	50.00000	Averaged
75	4-Chlorotoluene	0.77915	0.90353	0.90353	0.010	-15.96270	50.00000	Averaged
76	tert-Butylbenzene	2.40718	2.75293	2.75293	0.010	-14.36300	50.00000	Averaged
77	1,2,4-Trimethylbenzene	2.71471	3.17076	3.17076	0.010	-16.79898	50.00000	Averaged
78	sec-Butylbenzene	3.40646	4.01405	4.01405	0.010	-17.83641	50.00000	Averaged
79	4-Isopropyltoluene	2.85227	3.26441	3.26441	0.010	-14.44957	50.00000	Averaged
80	1,3-Dichlorobenzene	1.53163	1.68825	1.68825	0.010	-10.22599	50.00000	Averaged
81	1,4-Dichlorobenzene	1.54857	1.67922	1.67922	0.010	-8.43723	50.00000	Averaged
82	n-Butylbenzene	2.44325	3.01679	3.01679	0.010	-23.47415	50.00000	Averaged
83	1,2-Dichlorobenzene	1.44160	1.62983	1.62983	0.010	-13.05723	50.00000	Averaged
84	1,2-Dibromo-3-chloropropane	0.13083	0.13505	0.13505	0.010	-3.21908	50.00000	Averaged
85	1,2,4-Trichlorobenzene	1.05537	0.97498	0.97498	0.010	7.61762	50.00000	Averaged
86	Hexachlorobutadiene	0.48379	0.45476	0.45476	0.010	5.99951	50.00000	Averaged
87	Naphthalene	2.37944	2.43798	2.43798	0.010	-2.46014	50.00000	Averaged
88	1,2,3-Trichlorobenzene	1.00735	0.89348	0.89348	0.010	11.30410	50.00000	Averaged
98	Cyclohexane	0.48068	0.54613	0.54613	0.010	-13.61522	50.00000	Averaged
143	Methyl Acetate	0.15197	0.20389	0.20389	0.010	-34.16250	50.00000	Averaged

Data File: \\cansvr11\dd\chem\MSV\a3ux15.i\C80822A.b\UXC27787.D
Report Date: 22-Aug-2008 09:51

TestAmerica North Canton

CONTINUING CALIBRATION COMPOUNDS

Instrument ID: a3ux15.i Injection Date: 22-AUG-2008 09:37
Lab File ID: UXC27787.D Init. Cal. Date(s): 05-MAY-2008 13-AUG-2008
Analysis Type: WATER Init. Cal. Times: 18:34 02:18
Lab Sample ID: 50NG-CC Quant Type: ISTD
Method: \\cansvr11\dd\chem\MSV\a3ux15.i\C80822A.b\8260LLUX15.m

COMPOUND	RRF / AMOUNT	RF50	CCAL RRF50	MIN RRF	%D / %DRIFT	MAX %D / %DRIFT	CURVE TYPE
144 Methylcyclohexane	0.49252	0.52613	0.52613	0.010	-6.82504	50.00000	Averaged
141 1,3,5-Trichlorobenzene	1.04914	1.05501	1.05501	0.010	-0.55955	50.00000	Averaged

Data File: \\cansvr11\dd\chem\MSV\a3ux15.i\C80822A.b\UXC27786.D
Report Date: 22-Aug-2008 09:29

TestAmerica North Canton

CONTINUING CALIBRATION COMPOUNDS

Instrument ID: a3ux15.i Injection Date: 22-AUG-2008 09:14
Lab File ID: UXC27786.D Init. Cal. Date(s): 05-MAY-2008 13-AUG-2008
Analysis Type: WATER Init. Cal. Times: 18:34 02:18
Lab Sample ID: 50NGA9-CC Quant Type: ISTD
Method: \\cansvr11\dd\chem\MSV\a3ux15.i\C80822A.b\8260LLUX15.m

COMPOUND	RRF / AMOUNT	RF50	CCAL RRF50	MIN RRF	%D / %DRIFT	MAX %D / %DRIFT	CURVE TYPE	
14 Dichlorofluoromethane	0.50944	0.47718	0.47718	0.010	6.33355	50.00000	Averaged	
89 Ethyl Ether	0.20036	0.20619	0.20619	0.010	-2.91121	50.00000	Averaged	
91 3-Chloropropene	0.12607	0.14198	0.14198	0.010	-12.62705	50.00000	Averaged	
92 Isopropyl Ether	0.23466	0.23146	0.23146	0.010	1.36273	50.00000	Averaged	
93 2-Chloro-1,3-butadiene	0.34997	0.38012	0.38012	0.010	-8.61469	50.00000	Averaged	
94 Propionitrile	100	113	0.03031	0.010	-13.28364	0.000e+000	Wt Linear	
95 Ethyl Acetate	0.18608	0.22344	0.22344	0.010	-20.07581	50.00000	Averaged	
96 Methacrylonitrile	0.13867	0.15692	0.15692	0.010	-13.16204	50.00000	Averaged	
97 Isobutanol	0.00686	0.00960	0.00960	0.010	-39.85379	50.00000	Averaged	<-
99 n-Butanol	1000	1145	0.00661	0.010	-14.53434	0.000e+000	Wt Linear	<-
100 Methyl Methacrylate	0.18069	0.20169	0.20169	0.010	-11.62332	50.00000	Averaged	
101 2-Nitropropane	100	79.87880	0.05110	0.010	20.12120	0.000e+000	Wt Linear	
103 Cyclohexanone	0.06091	0.01678	0.01678	0.010	72.45572	50.00000	Averaged	<-
146 2-Methylnaphthalene	1.36139	0.83011	0.83011	0.010	39.02487	50.00000	Averaged	
155 tert-Butyl Ethyl Ether	0.73645	0.71581	0.71581	0.010	2.80341	50.00000	Averaged	
156 tert-Amyl Methyl Ether	0.65241	0.60785	0.60785	0.010	6.83009	50.00000	Averaged	
157 1,2,3-Trimethylbezene	0.93426	0.93887	0.93887	0.010	-0.49326	50.00000	Averaged	

5A

VOLATILE ORGANIC GC/MS TUNING AND MASS CALIBRATION - BROMOFLUOROBENZENE (BFB)

Lab Name: NORTH CANTON Contract:

Lab Code: TALCAN Case No.: SAS No.: SDG No.: 8H19109

Lab File ID: BFB003 BFB Injection Date: 08/26/08

Instrument ID: A3UX15 BFB Injection Time: 0847

Matrix: (soil/water) WATER Level: (low/med) LOW Column: (pack/cap) CAP

m/e	ION ABUNDANCE CRITERIA	% RELATIVE ABUNDANCE
50	15.0 - 40.0% of mass 95	25.1
75	30.0 - 60.0% of mass 95	59.4
95	Base Peak, 100% relative abundance	100.0
96	5.0 - 9.0% of mass 95	6.7
173	Less than 2.0% of mass 174	0.3 (0.4)1
174	50.0 - 100.0% of mass 95	83.0
175	5.0 - 9.0% of mass 174	5.7 (6.9)1
176	Greater than 95.0%, but less than 101.0% of mass 174	79.7 (96.1)1
177	5.0 - 9.0% of mass 176	5.4 (6.8)2

1-Value is % of mass 174 2-Value is % of mass 176

THIS TUNE APPLIES TO THE FOLLOWING SAMPLES, MS, MSD, BLANKS, AND STANDARDS:

	EPA SAMPLE NO.	LAB SAMPLE ID	LAB FILE ID	DATE ANALYZED	TIME ANALYZED
01	VSTD010	50NGA9-CC	UXC27870	08/26/08	0909
02	VSTD010	50NG-CC	UXC27871	08/26/08	0932
03	KVVEA-CHK	KVVEA1AC	UXC27872	08/26/08	0955
04	KVVEA-CKDUP	KVVEA1AD	UXC27873	08/26/08	1018
05	KVVEA-BLK	KVVEA1AA	UXC27874	08/26/08	1040
06	TB-081808	KVC5D1AA	UXC27877	08/26/08	1156
07	MW-2-081808	KVC5F1CM	UXC27878	08/26/08	1218
08	DMW-1S-08180	KVC5P1CM	UXC27881	08/26/08	1535
09	MW-22I-08180	KVC5Q1CM	UXC27882	08/26/08	1558
10	MW-4-081808	KVC5R1CM	UXC27883	08/26/08	1621
11	TB-082008	KVHVJ1AA	UXC27884	08/26/08	1644
12	DMW-6I-08200	KVHVL1CL	UXC27885	08/26/08	1707
13	DMW-17I-0820	KVHV01CL	UXC27886	08/26/08	1730
14	DMW-17I-0820	KVHV01CN	UXC27887	08/26/08	1753
15	DMW-17I-0820	KVHV01CP	UXC27888	08/26/08	1816
16	DMW-6D-08200	KVHV11CL	UXC27889	08/26/08	1839
17	DMW-17S-0820	KVHV21CL	UXC27890	08/26/08	1902
18					
19					
20					
21					
22					

Data File: \\cansvr11\dd\chem\MSV\a3ux15.i\C80826A.b\UXC27871.D
Report Date: 26-Aug-2008 09:46

TestAmerica North Canton

CONTINUING CALIBRATION COMPOUNDS

Instrument ID: a3ux15.i Injection Date: 26-AUG-2008 09:32
Lab File ID: UXC27871.D Init. Cal. Date(s): 05-MAY-2008 13-AUG-2008
Analysis Type: WATER Init. Cal. Times: 18:34 02:18
Lab Sample ID: 50NG-CC Quant Type: ISTD
Method: \\cansvr11\dd\chem\MSV\a3ux15.i\C80826A.b\8260LLUX15.m

COMPOUND	RRF / AMOUNT	RF50	CCAL RRF50	MIN RRF	%D / %DRIFT	MAX %D / %DRIFT	CURVE TYPE	
$ 4 Dibromofluoromethane	0.22565	0.20285	0.20285	0.010	10.10545	50.00000	Averaged	
$ 5 1,2-Dichloroethane-d4	0.30345	0.30913	0.30913	0.010	-1.87239	50.00000	Averaged	
$ 6 Toluene-d8	1.18777	1.23696	1.23696	0.010	-4.14191	50.00000	Averaged	
$ 7 Bromofluorobenzene	0.43830	0.43817	0.43817	0.010	0.03075	50.00000	Averaged	
8 Dichlorodifluoromethane	50.00000	49.98112	0.25195	0.010	0.03777	0.000e+000	Wt Linear	
9 Chloromethane	0.26583	0.28431	0.28431	0.100	-6.95347	50.00000	Averaged	
10 Vinyl Chloride	0.28557	0.31638	0.31638	0.010	-10.78572	20.00000	Averaged	
11 Bromomethane	0.18992	0.18320	0.18320	0.010	3.54265	50.00000	Averaged	
12 Chloroethane	0.18391	0.20494	0.20494	0.010	-11.43310	50.00000	Averaged	
13 Trichlorofluoromethane	50.00000	55.49137	0.39461	0.010	-10.98274	0.000e+000	Wt Linear	
15 Acrolein	500	645	0.01262	0.010	-28.94493	0.000e+000	Wt Linear	
16 Acetone	0.05790	0.08425	0.08425	0.010	-45.49992	50.00000	Averaged	
17 1,1-Dichloroethene	0.23629	0.21259	0.21259	0.010	10.03076	20.00000	Averaged	
18 Freon-113	0.18903	0.16107	0.16107	0.010	14.79229	50.00000	Averaged	
19 Iodomethane	0.39317	0.31598	0.31598	0.010	19.63243	50.00000	Averaged	
20 Carbon Disulfide	0.74844	0.61176	0.61176	0.010	18.26131	50.00000	Averaged	
21 Methylene Chloride	50.00000	48.86535	0.28147	0.010	2.26931	0.000e+000	Wt Linear	
22 Acetonitrile	0.01636	0.02435	0.02435	0.010	-48.81112	50.00000	Averaged	
23 Acrylonitrile	0.07460	0.08313	0.08313	0.010	-11.43878	50.00000	Averaged	
24 Methyl tert-butyl ether	0.72143	0.66343	0.66343	0.010	8.03946	50.00000	Averaged	
25 trans-1,2-Dichloroethene	0.27206	0.25580	0.25580	0.010	5.97825	50.00000	Averaged	
26 Hexane	50.00000	49.21292	0.06178	0.010	1.57415	0.000e+000	Wt Linear	
27 Vinyl acetate	0.45196	0.23830	0.23830	0.010	47.27309	50.00000	Averaged	
28 1,1-Dichloroethane	0.47116	0.47850	0.47850	0.100	-1.55661	50.00000	Averaged	
29 tert-Butyl Alcohol	0.01083	0.01594	0.01594	0.010	-47.20053	50.00000	Averaged	
30 2-Butanone	0.09068	0.10189	0.10189	0.010	-12.35559	50.00000	Averaged	
M 31 1,2-Dichloroethene (total)	0.28140	0.26565	0.26565	0.010	5.59699	50.00000	Averaged	
32 cis-1,2-dichloroethene	0.29073	0.27550	0.27550	0.010	5.23982	50.00000	Averaged	
33 2,2-Dichloropropane	0.35829	0.26238	0.26238	0.010	26.76993	50.00000	Averaged	
34 Bromochloromethane	0.13955	0.12668	0.12668	0.010	9.22198	50.00000	Averaged	
35 Chloroform	0.47371	0.48095	0.48095	0.010	-1.52879	20.00000	Averaged	
36 Tetrahydrofuran	50.00000	50.43057	0.07003	0.010	-0.86114	0.000e+000	Quadratic	
37 1,1,1-Trichloroethane	0.42696	0.39755	0.39755	0.010	6.88847	50.00000	Averaged	
38 1,1-Dichloropropene	0.37269	0.39589	0.39589	0.010	-6.22427	50.00000	Averaged	
39 Carbon Tetrachloride	0.39347	0.34952	0.34952	0.010	11.17008	50.00000	Averaged	
40 1,2-Dichloroethane	0.38855	0.43265	0.43265	0.010	-11.35051	50.00000	Averaged	
41 Benzene	1.09264	1.13099	1.13099	0.010	-3.51023	50.00000	Averaged	
42 Trichloroethene	0.29686	0.27958	0.27958	0.010	5.82010	50.00000	Averaged	
43 1,2-Dichloropropane	0.24014	0.27207	0.27207	0.010	-13.29855	20.00000	Averaged	
44 1,4-Dioxane	2500	2356	0.00164	0.010	5.76048	0.000e+000	Quadratic	<-
45 Dibromomethane	0.14657	0.16707	0.16707	0.010	-13.98913	50.00000	Averaged	
46 Bromodichloromethane	0.33861	0.34062	0.34062	0.010	-0.59413	50.00000	Averaged	
47 2-Chloroethyl vinyl ether	0.12451	0.13381	0.13381	0.010	-7.47351	50.00000	Averaged	

Data File: \\cansvr11\dd\chem\MSV\a3ux15.i\C80826A.b\UXC27871.D
Report Date: 26-Aug-2008 09:46

TestAmerica North Canton

CONTINUING CALIBRATION COMPOUNDS

Instrument ID: a3ux15.i Injection Date: 26-AUG-2008 09:32
Lab File ID: UXC27871.D Init. Cal. Date(s): 05-MAY-2008 13-AUG-2008
Analysis Type: WATER Init. Cal. Times: 18:34 02:18
Lab Sample ID: 50NG-CC Quant Type: ISTD
Method: \\cansvr11\dd\chem\MSV\a3ux15.i\C80826A.b\8260LLUX15.m

COMPOUND	RRF / AMOUNT	RF50	CCAL RRF50	MIN RRF	%D / %DRIFT	MAX %D / %DRIFT	CURVE TYPE
48 cis-1,3-Dichloropropene	0.38987	0.39964	0.39964	0.010	-2.50659	50.00000	Averaged
49 4-Methyl-2-pentanone	0.20112	0.20824	0.20824	0.010	-3.53983	50.00000	Averaged
50 Toluene	1.52152	1.66973	1.66973	0.010	-9.74102	20.00000	Averaged
51 trans-1,3-Dichloropropene	0.46835	0.48468	0.48468	0.010	-3.48669	50.00000	Averaged
52 Ethyl Methacrylate	0.36888	0.39453	0.39453	0.010	-6.95447	50.00000	Averaged
53 1,1,2-Trichloroethane	0.27697	0.30861	0.30861	0.010	-11.42306	50.00000	Averaged
54 1,3-Dichloropropane	0.48975	0.58059	0.58059	0.010	-18.54667	50.00000	Averaged
55 Tetrachloroethene	0.32096	0.29710	0.29710	0.010	7.43479	50.00000	Averaged
56 2-Hexanone	0.17612	0.19502	0.19502	0.010	-10.72938	50.00000	Averaged
57 Dibromochloromethane	0.32809	0.30192	0.30192	0.010	7.97690	50.00000	Averaged
58 1,2-Dibromoethane	0.28150	0.30877	0.30877	0.010	-9.68465	50.00000	Averaged
59 Chlorobenzene	0.98795	1.01195	1.01195	0.300	-2.42918	50.00000	Averaged
60 1,1,1,2-Tetrachloroethane	0.36888	0.33768	0.33768	0.010	8.45683	50.00000	Averaged
61 Ethylbenzene	0.56114	0.58402	0.58402	0.010	-4.07799	20.00000	Averaged
62 m + p-Xylene	0.69420	0.73406	0.73406	0.010	-5.74167	50.00000	Averaged
M 63 Xylenes (total)	0.69261	0.72748	0.72748	0.010	-5.03451	50.00000	Averaged
64 Xylene-o	0.68942	0.71431	0.71431	0.010	-3.61023	50.00000	Averaged
65 Styrene	1.10063	1.15652	1.15652	0.010	-5.07774	50.00000	Averaged
66 Bromoform	0.21992	0.17553	0.17553	0.100	20.18302	50.00000	Averaged
67 Isopropylbenzene	1.51198	1.54831	1.54831	0.010	-2.40295	50.00000	Averaged
68 1,1,2,2-Tetrachloroethane	0.67322	0.84896	0.84896	0.300	-26.10429	50.00000	Averaged
69 1,4-Dichloro-2-butene	50.00000	45.66460	0.13825	0.010	8.67079	0.000e+000	Quadratic
70 1,2,3-Trichloropropane	0.20474	0.23148	0.23148	0.010	-13.06017	50.00000	Averaged
71 Bromobenzene	0.81064	0.79969	0.79969	0.010	1.35188	50.00000	Averaged
72 n-Propylbenzene	0.92294	0.98144	0.98144	0.010	-6.33856	50.00000	Averaged
73 2-Chlorotoluene	0.80300	0.83679	0.83679	0.010	-4.20742	50.00000	Averaged
74 1,3,5-Trimethylbenzene	2.70465	3.01831	3.01831	0.010	-11.59675	50.00000	Averaged
75 4-Chlorotoluene	0.77915	0.85383	0.85383	0.010	-9.58471	50.00000	Averaged
76 tert-Butylbenzene	2.40718	2.63935	2.63935	0.010	-9.64461	50.00000	Averaged
77 1,2,4-Trimethylbenzene	2.71471	3.02955	3.02955	0.010	-11.59765	50.00000	Averaged
78 sec-Butylbenzene	3.40646	3.88999	3.88999	0.010	-14.19467	50.00000	Averaged
79 4-Isopropyltoluene	2.85227	3.12556	3.12556	0.010	-9.58162	50.00000	Averaged
80 1,3-Dichlorobenzene	1.53163	1.58811	1.58811	0.010	-3.68734	50.00000	Averaged
81 1,4-Dichlorobenzene	1.54857	1.62207	1.62207	0.010	-4.74657	50.00000	Averaged
82 n-Butylbenzene	2.44325	2.91214	2.91214	0.010	-19.19124	50.00000	Averaged
83 1,2-Dichlorobenzene	1.44160	1.49314	1.49314	0.010	-3.57541	50.00000	Averaged
84 1,2-Dibromo-3-chloropropane	0.13083	0.10926	0.10926	0.010	16.49140	50.00000	Averaged
85 1,2,4-Trichlorobenzene	1.05537	0.86556	0.86556	0.010	17.98513	50.00000	Averaged
86 Hexachlorobutadiene	0.48379	0.40559	0.40559	0.010	16.16420	50.00000	Averaged
87 Naphthalene	2.37944	2.04878	2.04878	0.010	13.89649	50.00000	Averaged
88 1,2,3-Trichlorobenzene	1.00735	0.76933	0.76933	0.010	23.62827	50.00000	Averaged
98 Cyclohexane	0.48068	0.50284	0.50284	0.010	-4.60892	50.00000	Averaged
143 Methyl Acetate	0.15197	0.20180	0.20180	0.010	-32.78717	50.00000	Averaged

Data File: \\cansvr11\dd\chem\MSV\a3ux15.i\C80826A.b\UXC27871.D
Report Date: 26-Aug-2008 09:46

TestAmerica North Canton

CONTINUING CALIBRATION COMPOUNDS

Instrument ID: a3ux15.i Injection Date: 26-AUG-2008 09:32
Lab File ID: UXC27871.D Init. Cal. Date(s): 05-MAY-2008 13-AUG-2008
Analysis Type: WATER Init. Cal. Times: 18:34 02:18
Lab Sample ID: 50NG-CC Quant Type: ISTD
Method: \\cansvr11\dd\chem\MSV\a3ux15.i\C80826A.b\8260LLUX15.m

COMPOUND	RRF / AMOUNT	RF50	CCAL RRF50	MIN RRF	%D / %DRIFT	MAX %D / %DRIFT	CURVE TYPE
144 Methylcyclohexane	0.49252	0.50198	0.50198	0.010	-1.92146	50.00000	Averaged
141 1,3,5-Trichlorobenzene	1.04914	0.96233	0.96233	0.010	8.27461	50.00000	Averaged

Data File: \\cansvr11\dd\chem\MSV\a3ux15.i\C80826A.b\UXC27870.D
Report Date: 26-Aug-2008 09:23

TestAmerica North Canton

CONTINUING CALIBRATION COMPOUNDS

Instrument ID: a3ux15.i Injection Date: 26-AUG-2008 09:09
Lab File ID: UXC27870.D Init. Cal. Date(s): 05-MAY-2008 13-AUG-2008
Analysis Type: WATER Init. Cal. Times: 18:34 02:18
Lab Sample ID: 50NGA9-CC Quant Type: ISTD
Method: \\cansvr11\dd\chem\MSV\a3ux15.i\C80826A.b\8260LLUX15.m

COMPOUND	RRF / AMOUNT	RF50	CCAL RRF50	MIN RRF	%D / %DRIFT	MAX %D / %DRIFT	CURVE TYPE	
14 Dichlorofluoromethane	0.50944	0.47611	0.47611	0.010	6.54352	50.00000	Averaged	
89 Ethyl Ether	0.20036	0.20045	0.20045	0.010	-0.04494	50.00000	Averaged	
91 3-Chloropropene	0.12607	0.12539	0.12539	0.010	0.53314	50.00000	Averaged	
92 Isopropyl Ether	0.23466	0.22035	0.22035	0.010	6.09867	50.00000	Averaged	
93 2-Chloro-1,3-butadiene	0.34997	0.36791	0.36791	0.010	-5.12497	50.00000	Averaged	
94 Propionitrile	100	102	0.02718	0.010	-2.05727	0.000e+000	Wt Linear	
95 Ethyl Acetate	0.18608	0.18248	0.18248	0.010	1.93475	50.00000	Averaged	
96 Methacrylonitrile	0.13867	0.13947	0.13947	0.010	-0.57405	50.00000	Averaged	
97 Isobutanol	0.00686	0.00733	0.00733	0.010	-6.82913	50.00000	Averaged	<-
99 n-Butanol	1000	762	0.00430	0.010	23.82980	0.000e+000	Wt Linear	<-
100 Methyl Methacrylate	0.18069	0.17114	0.17114	0.010	5.28463	50.00000	Averaged	
101 2-Nitropropane	100	59.69408	0.03738	0.010	40.30592	0.000e+000	Wt Linear	
103 Cyclohexanone	0.06091	0.01176	0.01176	0.010	80.69378	50.00000	Averaged	<-
146 2-Methylnaphthalene	1.36139	0.85017	0.85017	0.010	37.55144	50.00000	Averaged	
155 tert-Butyl Ethyl Ether	0.73645	0.65740	0.65740	0.010	10.73391	50.00000	Averaged	
156 tert-Amyl Methyl Ether	0.65241	0.54679	0.54679	0.010	16.18876	50.00000	Averaged	
157 1,2,3-Trimethylbezene	0.93426	0.87307	0.87307	0.010	6.54985	50.00000	Averaged	

5A

VOLATILE ORGANIC GC/MS TUNING AND MASS CALIBRATION - BROMOFLUOROBENZENE (BFB)

Lab Name: NORTH CANTON Contract:

Lab Code: TALCAN Case No.: SAS No.: SDG No.: 8H19109

Lab File ID: BFB005 BFB Injection Date: 08/27/08

Instrument ID: A3UX15 BFB Injection Time: 0849

Matrix: (soil/water) WATER Level: (low/med) LOW Column: (pack/cap) CAP

m/e	ION ABUNDANCE CRITERIA	% RELATIVE ABUNDANCE
50	15.0 - 40.0% of mass 95	24.3
75	30.0 - 60.0% of mass 95	57.4
95	Base Peak, 100% relative abundance	100.0
96	5.0 - 9.0% of mass 95	7.0
173	Less than 2.0% of mass 174	0.4 (0.5)1
174	50.0 - 100.0% of mass 95	77.0
175	5.0 - 9.0% of mass 174	5.5 (7.1)1
176	Greater than 95.0%, but less than 101.0% of mass 174	75.9 (98.5)1
177	5.0 - 9.0% of mass 176	4.8 (6.4)2

1-Value is % of mass 174 2-Value is % of mass 176

THIS TUNE APPLIES TO THE FOLLOWING SAMPLES, MS, MSD, BLANKS, AND STANDARDS:

	EPA SAMPLE NO.	LAB SAMPLE ID	LAB FILE ID	DATE ANALYZED	TIME ANALYZED
01	VSTD010	50NGA9-CC	UXC27924	08/27/08	0915
02	VSTD010	50NG-CC	UXC27925	08/27/08	0939
03	KVXKD-CHK	KVXKD1AC	UXC27926	08/27/08	1002
04	KVXKD-CKDUP	KVXKD1AD	UXC27927	08/27/08	1025
05	KVXKD-BLK	KVXKD1AA	UXC27928	08/27/08	1047
06	MW-23D-08180	KVC5M1CM	UXC27932	08/27/08	1233
07	MW-23I-08180	KVC5N1CM	UXC27933	08/27/08	1256
08					
09					
10					
11					
12					
13					
14					
15					
16					
17					
18					
19					
20					
21					
22					

Data File: \\cansvr11\dd\chem\MSV\a3ux15.i\C80827A.b\UXC27925.D
Report Date: 27-Aug-2008 09:53

TestAmerica North Canton

CONTINUING CALIBRATION COMPOUNDS

Instrument ID: a3ux15.i Injection Date: 27-AUG-2008 09:39
Lab File ID: UXC27925.D Init. Cal. Date(s): 05-MAY-2008 13-AUG-2008
Analysis Type: WATER Init. Cal. Times: 18:34 02:18
Lab Sample ID: 50NG-CC Quant Type: ISTD
Method: \\cansvr11\dd\chem\MSV\a3ux15.i\C80827A.b\8260LLUX15.m

COMPOUND	RRF / AMOUNT	RF50	CCAL RRF50	MIN RRF	%D / %DRIFT	MAX %D / %DRIFT	CURVE TYPE	
$ 4 Dibromofluoromethane	0.22565	0.21345	0.21345	0.010	5.40790	50.00000	Averaged	
$ 5 1,2-Dichloroethane-d4	0.30345	0.31827	0.31827	0.010	-4.88180	50.00000	Averaged	
$ 6 Toluene-d8	1.18777	1.28311	1.28311	0.010	-8.02746	50.00000	Averaged	
$ 7 Bromofluorobenzene	0.43830	0.44823	0.44823	0.010	-2.26333	50.00000	Averaged	
8 Dichlorodifluoromethane	50.00000	47.98718	0.24152	0.010	4.02564	0.000e+000	Wt Linear	
9 Chloromethane	0.26583	0.30707	0.30707	0.100	-15.51405	50.00000	Averaged	
10 Vinyl Chloride	0.28557	0.33580	0.33580	0.010	-17.58899	20.00000	Averaged	
11 Bromomethane	0.18992	0.20437	0.20437	0.010	-7.60850	50.00000	Averaged	
12 Chloroethane	0.18391	0.22118	0.22118	0.010	-20.26393	50.00000	Averaged	
13 Trichlorofluoromethane	50.00000	60.80920	0.43335	0.010	-21.61841	0.000e+000	Wt Linear	
15 Acrolein	500	827	0.01612	0.010	-65.33761	0.000e+000	Wt Linear	
16 Acetone	0.05790	0.08602	0.08602	0.010	-48.56254	50.00000	Averaged	
17 1,1-Dichloroethene	0.23629	0.22539	0.22539	0.010	4.61315	20.00000	Averaged	
18 Freon-113	0.18903	0.16922	0.16922	0.010	10.48418	50.00000	Averaged	
19 Iodomethane	0.39317	0.33833	0.33833	0.010	13.94703	50.00000	Averaged	
20 Carbon Disulfide	0.74844	0.63634	0.63634	0.010	14.97729	50.00000	Averaged	
21 Methylene Chloride	50.00000	53.42936	0.30576	0.010	-6.85871	0.000e+000	Wt Linear	
22 Acetonitrile	0.01636	0.02384	0.02384	0.010	-45.73528	50.00000	Averaged	
23 Acrylonitrile	0.07460	0.08527	0.08527	0.010	-14.30982	50.00000	Averaged	
24 Methyl tert-butyl ether	0.72143	0.67494	0.67494	0.010	6.44366	50.00000	Averaged	
25 trans-1,2-Dichloroethene	0.27206	0.26883	0.26883	0.010	1.18758	50.00000	Averaged	
26 Hexane	50.00000	45.63789	0.05714	0.010	8.72422	0.000e+000	Wt Linear	
27 Vinyl acetate	0.45196	0.38559	0.38559	0.010	14.68492	50.00000	Averaged	
28 1,1-Dichloroethane	0.47116	0.49051	0.49051	0.100	-4.10724	50.00000	Averaged	
29 tert-Butyl Alcohol	0.01083	0.01517	0.01517	0.010	-40.10260	50.00000	Averaged	
30 2-Butanone	0.09068	0.10349	0.10349	0.010	-14.11979	50.00000	Averaged	
M 31 1,2-Dichloroethene (total)	0.28140	0.27803	0.27803	0.010	1.19886	50.00000	Averaged	
32 cis-1,2-dichloroethene	0.29073	0.28722	0.28722	0.010	1.20917	50.00000	Averaged	
33 2,2-Dichloropropane	0.35829	0.27758	0.27758	0.010	22.52820	50.00000	Averaged	
34 Bromochloromethane	0.13955	0.13177	0.13177	0.010	5.57817	50.00000	Averaged	
35 Chloroform	0.47371	0.50655	0.50655	0.010	-6.93346	20.00000	Averaged	
36 Tetrahydrofuran	50.00000	49.46458	0.06882	0.010	1.07083	0.000e+000	Quadratic	
37 1,1,1-Trichloroethane	0.42696	0.41087	0.41087	0.010	3.76762	50.00000	Averaged	
38 1,1-Dichloropropene	0.37269	0.40782	0.40782	0.010	-9.42561	50.00000	Averaged	
39 Carbon Tetrachloride	0.39347	0.36625	0.36625	0.010	6.91797	50.00000	Averaged	
40 1,2-Dichloroethane	0.38855	0.44534	0.44534	0.010	-14.61597	50.00000	Averaged	
41 Benzene	1.09264	1.12852	1.12852	0.010	-3.28382	50.00000	Averaged	
42 Trichloroethene	0.29686	0.27757	0.27757	0.010	6.49937	50.00000	Averaged	
43 1,2-Dichloropropane	0.24014	0.26912	0.26912	0.010	-12.06831	20.00000	Averaged	
44 1,4-Dioxane	2500	2076	0.00148	0.010	16.95000	0.000e+000	Quadratic	<-
45 Dibromomethane	0.14657	0.16956	0.16956	0.010	-15.68648	50.00000	Averaged	
46 Bromodichloromethane	0.33861	0.33096	0.33096	0.010	2.25941	50.00000	Averaged	
47 2-Chloroethyl vinyl ether	0.12451	0.12839	0.12839	0.010	-3.12388	50.00000	Averaged	

Data File: \\cansvr11\dd\chem\MSV\a3ux15.i\C80827A.b\UXC27925.D
Report Date: 27-Aug-2008 09:53

TestAmerica North Canton

CONTINUING CALIBRATION COMPOUNDS

Instrument ID: a3ux15.i Injection Date: 27-AUG-2008 09:39
Lab File ID: UXC27925.D Init. Cal. Date(s): 05-MAY-2008 13-AUG-2008
Analysis Type: WATER Init. Cal. Times: 18:34 02:18
Lab Sample ID: 50NG-CC Quant Type: ISTD
Method: \\cansvr11\dd\chem\MSV\a3ux15.i\C80827A.b\8260LLUX15.m

COMPOUND	RRF / AMOUNT	RF50	CCAL RRF50	MIN RRF	%D / %DRIFT	MAX %D / %DRIFT	CURVE TYPE
48 cis-1,3-Dichloropropene	0.38987	0.36966	0.36966	0.010	5.18443	50.00000	Averaged
49 4-Methyl-2-pentanone	0.20112	0.21349	0.21349	0.010	-6.15371	50.00000	Averaged
50 Toluene	1.52152	1.73141	1.73141	0.010	-13.79492	20.00000	Averaged
51 trans-1,3-Dichloropropene	0.46835	0.46025	0.46025	0.010	1.72965	50.00000	Averaged
52 Ethyl Methacrylate	0.36888	0.40502	0.40502	0.010	-9.79783	50.00000	Averaged
53 1,1,2-Trichloroethane	0.27697	0.31524	0.31524	0.010	-13.81717	50.00000	Averaged
54 1,3-Dichloropropane	0.48975	0.57955	0.57955	0.010	-18.33525	50.00000	Averaged
55 Tetrachloroethene	0.32096	0.31438	0.31438	0.010	2.05053	50.00000	Averaged
56 2-Hexanone	0.17612	0.20717	0.20717	0.010	-17.63144	50.00000	Averaged
57 Dibromochloromethane	0.32809	0.29559	0.29559	0.010	9.90501	50.00000	Averaged
58 1,2-Dibromoethane	0.28150	0.32220	0.32220	0.010	-14.45724	50.00000	Averaged
59 Chlorobenzene	0.98795	1.07536	1.07536	0.300	-8.84787	50.00000	Averaged
60 1,1,1,2-Tetrachloroethane	0.36888	0.35913	0.35913	0.010	2.64192	50.00000	Averaged
61 Ethylbenzene	0.56114	0.61176	0.61176	0.010	-9.02207	20.00000	Averaged
62 m + p-Xylene	0.69420	0.76905	0.76905	0.010	-10.78215	50.00000	Averaged
M 63 Xylenes (total)	0.69261	0.76708	0.76708	0.010	-10.75275	50.00000	Averaged
64 Xylene-o	0.68942	0.76315	0.76315	0.010	-10.69324	50.00000	Averaged
65 Styrene	1.10063	1.19749	1.19749	0.010	-8.80056	50.00000	Averaged
66 Bromoform	0.21992	0.15870	0.15870	0.100	27.83477	50.00000	Averaged
67 Isopropylbenzene	1.51198	1.65643	1.65643	0.010	-9.55402	50.00000	Averaged
68 1,1,2,2-Tetrachloroethane	0.67322	0.82654	0.82654	0.300	-22.77407	50.00000	Averaged
69 1,4-Dichloro-2-butene	50.00000	28.21287	0.07740	0.010	43.57427	0.000e+000	Quadratic
70 1,2,3-Trichloropropane	0.20474	0.24918	0.24918	0.010	-21.70254	50.00000	Averaged
71 Bromobenzene	0.81064	0.80073	0.80073	0.010	1.22288	50.00000	Averaged
72 n-Propylbenzene	0.92294	1.00589	1.00589	0.010	-8.98742	50.00000	Averaged
73 2-Chlorotoluene	0.80300	0.83577	0.83577	0.010	-4.07994	50.00000	Averaged
74 1,3,5-Trimethylbenzene	2.70465	3.01317	3.01317	0.010	-11.40668	50.00000	Averaged
75 4-Chlorotoluene	0.77915	0.80297	0.80297	0.010	-3.05671	50.00000	Averaged
76 tert-Butylbenzene	2.40718	2.87932	2.87932	0.010	-19.61353	50.00000	Averaged
77 1,2,4-Trimethylbenzene	2.71471	3.03323	3.03323	0.010	-11.73293	50.00000	Averaged
78 sec-Butylbenzene	3.40646	3.82664	3.82664	0.010	-12.33469	50.00000	Averaged
79 4-Isopropyltoluene	2.85227	3.13355	3.13355	0.010	-9.86187	50.00000	Averaged
80 1,3-Dichlorobenzene	1.53163	1.58160	1.58160	0.010	-3.26226	50.00000	Averaged
81 1,4-Dichlorobenzene	1.54857	1.58500	1.58500	0.010	-2.35240	50.00000	Averaged
82 n-Butylbenzene	2.44325	2.89156	2.89156	0.010	-18.34875	50.00000	Averaged
83 1,2-Dichlorobenzene	1.44160	1.49049	1.49049	0.010	-3.39139	50.00000	Averaged
84 1,2-Dibromo-3-chloropropane	0.13083	0.10545	0.10545	0.010	19.39851	50.00000	Averaged
85 1,2,4-Trichlorobenzene	1.05537	0.86922	0.86922	0.010	17.63868	50.00000	Averaged
86 Hexachlorobutadiene	0.48379	0.37697	0.37697	0.010	22.07929	50.00000	Averaged
87 Naphthalene	2.37944	1.99086	1.99086	0.010	16.33065	50.00000	Averaged
88 1,2,3-Trichlorobenzene	1.00735	0.73769	0.73769	0.010	26.76970	50.00000	Averaged
98 Cyclohexane	0.48068	0.51549	0.51549	0.010	-7.24167	50.00000	Averaged
143 Methyl Acetate	0.15197	0.18250	0.18250	0.010	-20.08276	50.00000	Averaged

Data File: \\cansvr11\dd\chem\MSV\a3ux15.i\C80827A.b\UXC27925.D
Report Date: 27-Aug-2008 09:53

TestAmerica North Canton

CONTINUING CALIBRATION COMPOUNDS

Instrument ID: a3ux15.i Injection Date: 27-AUG-2008 09:39
Lab File ID: UXC27925.D Init. Cal. Date(s): 05-MAY-2008 13-AUG-2008
Analysis Type: WATER Init. Cal. Times: 18:34 02:18
Lab Sample ID: 50NG-CC Quant Type: ISTD
Method: \\cansvr11\dd\chem\MSV\a3ux15.i\C80827A.b\8260LLUX15.m

COMPOUND	RRF / AMOUNT	RF50	CCAL RRF50	MIN RRF	%D / %DRIFT	MAX %D / %DRIFT	CURVE TYPE
144 Methylcyclohexane	0.49252	0.52013	0.52013	0.010	-5.60676	50.00000	Averaged
141 1,3,5-Trichlorobenzene	1.04914	0.93805	0.93805	0.010	10.58920	50.00000	Averaged

Data File: \\cansvr11\dd\chem\MSV\a3ux15.i\C80827A.b\UXC27924.D
Report Date: 27-Aug-2008 09:29

TestAmerica North Canton

CONTINUING CALIBRATION COMPOUNDS

Instrument ID: a3ux15.i Injection Date: 27-AUG-2008 09:15
Lab File ID: UXC27924.D Init. Cal. Date(s): 05-MAY-2008 13-AUG-2008
Analysis Type: WATER Init. Cal. Times: 18:34 02:18
Lab Sample ID: 50NGA9-CC Quant Type: ISTD
Method: \\cansvr11\dd\chem\MSV\a3ux15.i\C80827A.b\8260LLUX15.m

COMPOUND	RRF / AMOUNT	RF50	CCAL RRF50	MIN RRF	%D / %DRIFT	MAX %D / %DRIFT	CURVE TYPE	
14 Dichlorofluoromethane	0.50944	0.48807	0.48807	0.010	4.19648	50.00000	Averaged	
89 Ethyl Ether	0.20036	0.19211	0.19211	0.010	4.11680	50.00000	Averaged	
91 3-Chloropropene	0.12607	0.11194	0.11194	0.010	11.20627	50.00000	Averaged	
92 Isopropyl Ether	0.23466	0.21116	0.21116	0.010	10.01546	50.00000	Averaged	
93 2-Chloro-1,3-butadiene	0.34997	0.36265	0.36265	0.010	-3.62267	50.00000	Averaged	
94 Propionitrile	100	108	0.02870	0.010	-7.52816	0.000e+000	Wt Linear	
95 Ethyl Acetate	0.18608	0.18982	0.18982	0.010	-2.00986	50.00000	Averaged	
96 Methacrylonitrile	0.13867	0.13175	0.13175	0.010	4.98893	50.00000	Averaged	
97 Isobutanol	0.00686	0.00904	0.00904	0.010	-31.78346	50.00000	Averaged	<-
99 n-Butanol	1000	931	0.00532	0.010	6.89457	0.000e+000	Wt Linear	<-
100 Methyl Methacrylate	0.18069	0.17569	0.17569	0.010	2.76778	50.00000	Averaged	
101 2-Nitropropane	100	62.10316	0.03902	0.010	37.89684	0.000e+000	Wt Linear	
103 Cyclohexanone	0.06091	0.01418	0.01418	0.010	76.71852	50.00000	Averaged	<-
146 2-Methylnaphthalene	1.36139	0.81225	0.81225	0.010	40.33680	50.00000	Averaged	
155 tert-Butyl Ethyl Ether	0.73645	0.62164	0.62164	0.010	15.58962	50.00000	Averaged	
156 tert-Amyl Methyl Ether	0.65241	0.51361	0.51361	0.010	21.27551	50.00000	Averaged	
157 1,2,3-Trimethylbezene	0.93426	0.86783	0.86783	0.010	7.11041	50.00000	Averaged	

SW846 8260B SURROGATE RECOVERY

Lab Name: TestAmerica Laboratories, Inc. Client: Tetra Tech NUS, Inc

Lab Code: TALCAN SDG No: 8H19109

Lot #: A8H190109

Extraction: XXI25QK01

	CLIENT ID.	SRG01	SRG02	SRG03	SRG04	TOT OUT
01	TB-081808	94	103	106	93	00
02	MW-2-081808	93	108	103	98	00
03	MW-23D-081808	94	108	104	92	00
04	MW-23I-081808	97	105	105	95	00
05	DMW-1S-081808	96	102	104	92	00
06	MW-22I-081808	97	105	101	89	00
07	MW-4-081808	95	103	105	96	00
08	INTRA-LAB QC	96	103	103	92	00
09	INTRA-LAB QC	99	107	106	93	00
10	METHOD BLK. KVVEA1AA	93	100	105	97	00
11	METHOD BLK. KVXKD1AA	97	109	104	89	00
12	LCS KVVEA1AC	93	99	104	100	00
13	LCS KVXKD1AC	92	102	109	101	00
14	LAB MS/MSD D	93	99	107	104	00
15	LAB MS/MSD D	96	103	105	102	00
16	LCSD KVVEA1AD	94	102	105	100	00
17	LCSD KVXKD1AD	94	101	108	104	00
18	LAB MS/MSD S	99	102	106	104	00
19	LAB MS/MSD S	95	103	106	95	00

SURROGATES		QC LIMITS
SRG01	= Dibromofluoromethane	(73-122)
SRG02	= 1,2-Dichloroethane-d4	(61-128)
SRG03	= Toluene-d8	(76-110)
SRG04	= 4-Bromofluorobenzene	(74-116)

\# Column to be used to flag recovery values
* Values outside of required QC Limits
D System monitoring Compound diluted out

FORM II

SW846 8260B SURROGATE RECOVERY

Lab Name: TestAmerica Laboratories, Inc. Client: Tetra Tech NUS, Inc

Lab Code: TALCAN SDG No: 8H19109

Lot #: A8H200234

Extraction: XXI25QK01

	CLIENT ID.	SRG01	SRG02	SRG03	SRG04	TOT OUT
01	INTRA-LAB QC	92	98	107	95	00
02	MSA-MW22D-081908	92	102	103	96	00
03	MSA-DMW25S-081908	93	101	106	96	00
04	MSA-DMW25I-081908	94	100	104	94	00
05	TRIP BLANK	94	102	105	90	00
06	METHOD BLK. KVPL41AA	93	101	106	93	00
07	LCS KVPL41AC	95	101	106	99	00
08	LAB MS/MSD D	95	100	109	100	00
09	LCSD KVPL41AD	97	101	106	105	00
10	LAB MS/MSD S	94	99	107	103	00

SURROGATES		QC LIMITS
SRG01	= Dibromofluoromethane	(73-122)
SRG02	= 1,2-Dichloroethane-d4	(61-128)
SRG03	= Toluene-d8	(76-110)
SRG04	= 4-Bromofluorobenzene	(74-116)

\# Column to be used to flag recovery values
* Values outside of required QC Limits
D System monitoring Compound diluted out

FORM II

SW846 8260B SURROGATE RECOVERY

Lab Name: TestAmerica Laboratories, Inc. Client: Tetra Tech NUS, Inc

Lab Code: TALCAN SDG No: 8H19109

Lot #: A8H210130

Extraction: XXI25QK01

	CLIENT ID.	SRG01	SRG02	SRG03	SRG04	TOT OUT
01	TB-082008	100	108	102	88	00
02	DMW-6I-082008	97	102	102	93	00
03	DMW-17I-082008	96	103	103	92	00
04	DMW-6D-082008	93	103	106	97	00
05	DMW-17S-082008	91	102	105	94	00
06	METHOD BLK. KVVEA1AA	93	100	105	97	00
07	LCS KVVEA1AC	93	99	104	100	00
08	DMW-17I-082008 D	93	99	107	104	00
09	LCSD KVVEA1AD	94	102	105	100	00
10	DMW-17I-082008 S	99	102	106	104	00

SURROGATES		QC LIMITS
SRG01	= Dibromofluoromethane	(73-122)
SRG02	= 1,2-Dichloroethane-d4	(61-128)
SRG03	= Toluene-d8	(76-110)
SRG04	= 4-Bromofluorobenzene	(74-116)

\# Column to be used to flag recovery values
* Values outside of required QC Limits
D System monitoring Compound diluted out

FORM II

SW846 8260B CHECK SAMPLE RECOVERY

Lab Name: TestAmerica Laboratories, Inc. Client: Tetra Tech NUS, Inc

Lab Code: TALCAN SDG No: 8H19109

Lot #: A8H250000 WO #: KVPL41AC
BATCH: 8238104

COMPOUND	SPIKE ADDED (ug/L)	SAMPLE CONCENT. (ug/L)	% REC	QC LIMITS REC	QUAL
1,1-Dichloroethene	10	8.8	88	63 - 130	
Trichloroethene	10	7.8	78	75 - 122	
Benzene	10	8.8	88	80 - 116	
Toluene	10	9.7	97	74 - 119	
Chlorobenzene	10	9.3	93	76 - 117	

NOTES(S):

* Values outside of QC limits

Spike Recovery: 0 out of 5 outside limits

COMMENTS:

FORM III

SW846 8260B CHECK SAMPLE DUPLICATE RECOVERY

Lab Name: TestAmerica Laboratories, Inc. Client: Tetra Tech NUS, Inc

Lab Code: TALCAN SDG No: 8H19109

Lot #: A8H250000 WO #: KVPL41AD
BATCH: 8238104

COMPOUND	SPIKE ADDED (ug/L)	SAMPLE CONCENT. (ug/L)	% REC	QC LIMITS REC	QUAL
1,1-Dichloroethene	10	10	102	63 - 130	
Trichloroethene	10	9.1	91	75 - 122	
Benzene	10	10	102	80 - 116	
Toluene	10	11	107	74 - 119	
Chlorobenzene	10	10	103	76 - 117	

NOTES(S):

* Values outside of QC limits

Spike Recovery: 0 out of 5 outside limits

COMMENTS:

SW846 8260B CHECK SAMPLE RECOVERY

Lab Name: TestAmerica Laboratories, Inc. Client: Tetra Tech NUS, Inc

Lab Code: TALCAN SDG No: 8H19109

Lot #: A8H280000 WO #: KVXKD1AC
BATCH: 8241097

COMPOUND	SPIKE ADDED (ug/L)	SAMPLE CONCENT. (ug/L)	% REC	QC LIMITS REC	QUAL
1,1-Dichloroethene	10	9.0	90	63 - 130	
Trichloroethene	10	7.8	78	75 - 122	
Benzene	10	9.2	92	80 - 116	
Toluene	10	9.8	98	74 - 119	
Chlorobenzene	10	9.2	92	76 - 117	

NOTES(S):

* Values outside of QC limits

Spike Recovery: 0 out of 5 outside limits

COMMENTS:

FORM III

SW846 8260B CHECK SAMPLE DUPLICATE RECOVERY

Lab Name: TestAmerica Laboratories, Inc. Client: Tetra Tech NUS, Inc

Lab Code: TALCAN SDG No: 8H19109

Lot #: A8H280000 WO #: KVXKD1AD
BATCH: 8241097

COMPOUND	SPIKE ADDED (ug/L)	SAMPLE CONCENT. (ug/L)	% REC	QC LIMITS REC	QUAL
Toluene	10	11	108	74 - 119	
Chlorobenzene	10	10	102	76 - 117	
1,1-Dichloroethene	10	9.8	98	63 - 130	
Trichloroethene	10	8.5	85	75 - 122	
Benzene	10	10	100	80 - 116	

✓

NOTES(S):

* Values outside of QC limits

Spike Recovery: 0 out of 5 outside limits

COMMENTS:

FORM III

SW846 8260B CHECK SAMPLE RECOVERY

Lab Name: TestAmerica Laboratories, Inc. Client: Tetra Tech NUS, Inc

Lab Code: TALCAN SDG No: 8H19109

Lot #: A8H270000 WO #: KVVEA1AC
BATCH: 8240133

COMPOUND	SPIKE ADDED (ug/L)	SAMPLE CONCENT. (ug/L)	% REC	QC LIMITS REC	QUAL
1,1-Dichloroethene	10	9.2	92	63 - 130	
Trichloroethene	10	8.4	84	75 - 122	
Benzene	10	9.4	94	80 - 116	
Toluene	10	9.9	99	74 - 119	
Chlorobenzene	10	9.3	93	76 - 117	

NOTES(S):

* Values outside of QC limits

Spike Recovery: 0 out of 5 outside limits

COMMENTS:

FORM III

SW846 8260B CHECK SAMPLE DUPLICATE RECOVERY

Lab Name: TestAmerica Laboratories, Inc. Client: Tetra Tech NUS, Inc

Lab Code: TALCAN SDG No: 8H19109

Lot #: A8H270000 WO #: KVVEA1AD
BATCH: 8240133

COMPOUND	SPIKE ADDED (ug/L)	SAMPLE CONCENT. (ug/L)	% REC	QC LIMITS REC	QUAL
Benzene	10	10	101	80 - 116	
Toluene	10	11	105	74 - 119	
Chlorobenzene	10	10	101	76 - 117	
1,1-Dichloroethene	10	10	100	63 - 130	
Trichloroethene	10	9.0	90	75 - 122	

NOTES(S):

* Values outside of QC limits

Spike Recovery: 0 out of 5 outside limits

COMMENTS:

FORM III

SW846 8260B MATRIX SPIKE/MATRIX SPIKE DUPLICATE RECOVERY

Lab Name: TestAmerica Laboratories, Inc. Client: Tetra Tech NUS, Inc

Lab Code: TALCAN SDG No: 8H19109

Matrix Spike ID: LAB MS/MSD

Lot #: A8H160107 WO #: KT9DC1AC
BATCH: 8238104

COMPOUND	SPIKE ADDED (ug/L)	SAMPLE CONCENT. (ug/L)	MS CONCENT. (ug/L)	MS % REC	LIMITS REC	QUAL
1,1-Dichloroethene	10	ND	9.2	92	62- 130	
Trichloroethene	10	ND	8.0	80	62- 130	
Benzene	10	ND	9.0	90	78- 118	
Toluene	10	ND	9.5	95	70- 119	
Chlorobenzene	10	ND	9.2	92	76- 117	

NOTES(S):

Column to be used to flag recovery and RPD values with an asterisk
* Values outside of QC limits

RPD: 0 out of 0 outside limits
Spike Recovery: 0 out of 5 outside limits

COMMENTS:

FORM III

SW846 8260B MATRIX SPIKE/MATRIX SPIKE DUPLICATE RECOVERY

Lab Name: TestAmerica Laboratories, Inc. Client: Tetra Tech NUS, Inc

Lab Code: TALCAN SDG No: 8H19109

Matrix Spike ID: LAB MS/MSD

Lot #: A8H160107 WO #: KT9DC1AD
BATCH: 8238104

COMPOUND	SPIKE ADDED (ug/L)	MSD CONCENT. (ug/L)	MSD % REC	% RPD	QC LIMITS RPD	QC LIMITS REC	QUAL
1,1-Dichloroethene	10	10	102	11	20	62 - 130	
Trichloroethene	10	9.1	91	13	20	62 - 130	
Benzene	10	10	100	10	20	78 - 118	
Toluene	10	11	109	13	20	70 - 119	
Chlorobenzene	10	10	104	12	20	76 - 117	

NOTES(S):

Column to be used to flag recovery and RPD values with an asterisk
* Values outside of QC limits

RPD: 0 out of 5 outside limits
Spike Recovery: 0 out of 5 outside limits

COMMENTS:

FORM III

SW846 8260B MATRIX SPIKE/MATRIX SPIKE DUPLICATE RECOVERY

Lab Name: TestAmerica Laboratories, Inc. Client: Tetra Tech NUS, Inc

Lab Code: TALCAN SDG No: 8H19109

Matrix Spike ID: LAB MS/MSD

Lot #: A8H220191 WO #: KVL1J1AC
BATCH: 8241097

COMPOUND	SPIKE ADDED (ug/L)	SAMPLE CONCENT. (ug/L)	MS CONCENT. (ug/L)	MS % REC	LIMITS REC	QUAL
1,1-Dichloroethene	100		90	90	62- 130	
Trichloroethene	100	300	380	74	62- 130	
Benzene	100		90	90	78- 118	
Toluene	100		93	93	70- 119	
Chlorobenzene	100		88	88	76- 117	

NOTES(S):

Column to be used to flag recovery and RPD values with an asterisk
* Values outside of QC limits

RPD: 0 out of 0 outside limits
Spike Recovery: 0 out of 5 outside limits

COMMENTS:

FORM III

SW846 8260B MATRIX SPIKE/MATRIX SPIKE DUPLICATE RECOVERY

Lab Name: TestAmerica Laboratories, Inc. Client: Tetra Tech NUS, Inc

Lab Code: TALCAN SDG No: 8H19109

Matrix Spike ID: LAB MS/MSD

Lot #: A8H220191 WO #: KVL1J1AD
BATCH: 8241097

COMPOUND	SPIKE ADDED (ug/L)	MSD CONCENT. (ug/L)	MSD % REC	% RPD	QC LIMITS RPD	QC LIMITS REC	QUAL
1,1-Dichloroethene	100	99	99	9.1	20	62- 130	
Trichloroethene	100	390	88	3.7	20	62- 130	
Benzene	100	100	100	11	20	78- 118	
Toluene	100	100	103	9.8	20	70- 119	
Chlorobenzene	100	98	98	11	20	76- 117	

NOTES(S):

Column to be used to flag recovery and RPD values with an asterisk
* Values outside of QC limits

RPD: 0 out of 5 outside limits
Spike Recovery: 0 out of 5 outside limits

COMMENTS:

FORM III

SW846 8260B MATRIX SPIKE/MATRIX SPIKE DUPLICATE RECOVERY

Lab Name: TestAmerica Laboratories, Inc. Client: Tetra Tech NUS, Inc

Lab Code: TALCAN SDG No: 8H19109

Matrix Spike ID: LAB MS/MSD

Lot #: A8H210130 WO #: KVHV01CN
BATCH: 8240133

COMPOUND	SPIKE ADDED (ug/L)	SAMPLE CONCENT. (ug/L)	MS CONCENT. (ug/L)	MS % REC	LIMITS REC	QUAL
1,1-Dichloroethene	80	ND	81	101	62- 130	
Trichloroethene	80	92	170	91	62- 130	
Benzene	80	ND	76	96	78- 118	
Toluene	80	ND	80	100	70- 119	
Chlorobenzene	80	ND	77	96	76- 117	

NOTES(S):

Column to be used to flag recovery and RPD values with an asterisk
* Values outside of QC limits

RPD: 0 out of 0 outside limits
Spike Recovery: 0 out of 5 outside limits

COMMENTS:

FORM III

SW846 8260B MATRIX SPIKE/MATRIX SPIKE DUPLICATE RECOVERY

Lab Name: TestAmerica Laboratories, Inc. Client: Tetra Tech NUS, Inc

Lab Code: TALCAN SDG No: 8H19109

Matrix Spike ID: LAB MS/MSD

Lot #: A8H210130 WO #: KVHV01CP
BATCH: 8240133

COMPOUND	SPIKE ADDED (ug/L)	MSD CONCENT. (ug/L)	MSD % REC	% RPD	QC LIMITS RPD	QC LIMITS REC	QUAL
1,1-Dichloroethene	80	78	97	3.6	20	62 - 130	
Trichloroethene	80	160	88	1.4	20	62 - 130	
Benzene	80	83	104	8.6	20	78 - 118	
Toluene	80	86	108	7.2	20	70 - 119	
Chlorobenzene	80	84	105	8.9	20	76 - 117	

NOTES(S):

Column to be used to flag recovery and RPD values with an asterisk
* Values outside of QC limits

RPD: 0 out of 5 outside limits
Spike Recovery: 0 out of 5 outside limits

COMMENTS:

FORM III

BLANK WORKORDER NO.

KVPL41AA

SW846 8260B METHOD BLANK SUMMARY

Lab Name: TestAmerica Laboratories, Inc.

Lab Code: TALCAN SDG Number: 8H19109

Lab File ID: UXC27790. Lot Number: A8H200234

Date Analyzed: 08/22/08 Time Analyzed: 10:47

Matrix: WATER Date Extracted: 08/22/08

GC Column: DB624 ID: .18 Extraction Method: 5030B/8260B

Instrument ID: UX15 Level: (low/med) LOW

THIS METHOD BLANK APPLIES TO THE FOLLOWING SAMPLES, LCS, LCSD, MS , MSD:

	CLIENT ID.	SAMPLE WORK ORDER #	LAB FILE ID	DATE ANALYZED	TIME ANALYZED
01	INTRA-LAB QC	KT9DC1AA	UXC27796.	08/22/08	13:05
02	LAB MS/MSD	KT9DC1AC S	UXC27797.	08/22/08	13:28
03	LAB MS/MSD	KT9DC1AD D	UXC27798.	08/22/08	13:51
04	MSA-MW22D-081908	KVGCK1CL	UXC27803.	08/22/08	15:46
05	MSA-DMW25S-081908	KVGCT1CL	UXC27804.	08/22/08	16:09
06	MSA-DMW25I-081908	KVGCW1CL	UXC27805.	08/22/08	16:32
07	TRIP BLANK	KVGC81AA	UXC27806.	08/22/08	16:54
08	CHECK SAMPLE	KVPL41AC C	UXC27788.	08/22/08	10:00
09	DUPLICATE CHECK	KVPL41AD L	UXC27789.	08/22/08	10:24
10					
11					
12					
13					
14					
15					
16					
17					
18					
19					
20					
21					
22					
23					
24					
25					
26					
27					
28					
29					
30					

COMMENTS:

METHOD BLANK REPORT

GC/MS Volatiles

Client Lot #...: 8H19109 **Work Order #...:** KVPL41AA **Matrix.....:** WATER
MB Lot-Sample #: A8H250000-104

Prep Date.....: 08/22/08 **Final Wgt/Vol..:** 5 mL
Analysis Date..: 08/22/08 **Prep Batch #...:** 8238104
Dilution Factor: 1 **Initial Wgt/Vol:** 5 mL

PARAMETER	RESULT	REPORTING LIMIT	UNITS	METHOD
Acetone	**1.4 J**	**5.0**	**ug/L**	**SW846 8260B**
1,2-Dichlorobenzene	ND	1.0	ug/L	SW846 8260B
cis-1,2-Dichloroethene	ND	1.0	ug/L	SW846 8260B
trans-1,2-Dichloroethene	ND	1.0	ug/L	SW846 8260B
Xylenes (total)	ND	2.0	ug/L	SW846 8260B
1,2-Dibromoethane	ND	1.0	ug/L	SW846 8260B
1,4-Dichlorobenzene	ND	1.0	ug/L	SW846 8260B
tert-Butyl alcohol	**4.0 J**	**20**	**ug/L**	**SW846 8260B**
1,2,3-Trimethylbenzene	ND	5.0	ug/L	SW846 8260B
Ethyl-t-Butyl Ether (ETBE	ND	5.0	ug/L	SW846 8260B
Tert-amyl methyl ether (T	ND	5.0	ug/L	SW846 8260B
Dichlorodifluoromethane	ND	1.0	ug/L	SW846 8260B
1,3-Dichloropropane	ND	1.0	ug/L	SW846 8260B
2,2-Dichloropropane	ND	1.0	ug/L	SW846 8260B
1,1-Dichloropropene	ND	1.0	ug/L	SW846 8260B
Trichlorofluoromethane	ND	1.0	ug/L	SW846 8260B
Hexachlorobutadiene	ND	1.0	ug/L	SW846 8260B
2-Hexanone	ND	5.0	ug/L	SW846 8260B
Isopropylbenzene	ND	1.0	ug/L	SW846 8260B
Diisopropyl Ether (DIPE)	ND	5.0	ug/L	SW846 8260B
p-Isopropyltoluene	ND	1.0	ug/L	SW846 8260B
4-Methyl-2-pentanone	ND	5.0	ug/L	SW846 8260B
Naphthalene	ND	1.0	ug/L	SW846 8260B
n-Propylbenzene	ND	1.0	ug/L	SW846 8260B
Styrene	ND	1.0	ug/L	SW846 8260B
1,1,1,2-Tetrachloroethane	ND	1.0	ug/L	SW846 8260B
1,2,3-Trichlorobenzene	**0.18 J**	**1.0**	**ug/L**	**SW846 8260B**
1,2,4-Trichloro-benzene	ND	1.0	ug/L	SW846 8260B
1,2,3-Trichloropropane	ND	1.0	ug/L	SW846 8260B
1,1,2-Trichloro-1,2,2-trifluoroethane	ND	1.0	ug/L	SW846 8260B
1,2,4-Trimethylbenzene	ND	1.0	ug/L	SW846 8260B
Vinyl acetate	ND	2.0	ug/L	SW846 8260B
o-Xylene	ND	1.0	ug/L	SW846 8260B
Methyl tert-butyl ether	ND	5.0	ug/L	SW846 8260B
m-Xylene & p-Xylene	ND	2.0	ug/L	SW846 8260B
Bromobenzene	ND	1.0	ug/L	SW846 8260B
Bromochloromethane	ND	1.0	ug/L	SW846 8260B
Bromodichloromethane	ND	1.0	ug/L	SW846 8260B
2-Butanone	ND	5.0	ug/L	SW846 8260B

(Continued on next page)

METHOD BLANK REPORT

GC/MS Volatiles

Client Lot #...: 8H19109 **Work Order #...:** KVPL41AA **Matrix.....:** WATER

PARAMETER	RESULT	REPORTING LIMIT	UNITS	METHOD
n-Butylbenzene	ND	1.0	ug/L	SW846 8260B
sec-Butylbenzene	ND	1.0	ug/L	SW846 8260B
tert-Butylbenzene	ND	1.0	ug/L	SW846 8260B
Carbon disulfide	ND	1.0	ug/L	SW846 8260B
Dibromochloromethane	ND	1.0	ug/L	SW846 8260B
1,2-Dibromo-3-chloropropane	ND	2.0	ug/L	SW846 8260B
2-Chloroethyl vinyl ether	ND	5.0	ug/L	SW846 8260B
2-Chlorotoluene	ND	1.0	ug/L	SW846 8260B
4-Chlorotoluene	ND	1.0	ug/L	SW846 8260B
Dibromomethane	ND	1.0	ug/L	SW846 8260B
1,3-Dichlorobenzene	ND	1.0	ug/L	SW846 8260B
Benzene	ND	1.0	ug/L	SW846 8260B
Bromoform	ND	1.0	ug/L	SW846 8260B
Bromomethane	ND	1.0	ug/L	SW846 8260B
Carbon tetrachloride	ND	1.0	ug/L	SW846 8260B
Chlorobenzene	ND	1.0	ug/L	SW846 8260B
Chloroethane	ND	1.0	ug/L	SW846 8260B
Chloroform	ND	1.0	ug/L	SW846 8260B
Chloromethane	ND	1.0	ug/L	SW846 8260B
1,1-Dichloroethane	ND	1.0	ug/L	SW846 8260B
1,2-Dichloroethane	ND	1.0	ug/L	SW846 8260B
1,1-Dichloroethene	ND	1.0	ug/L	SW846 8260B
1,2-Dichloropropane	ND	1.0	ug/L	SW846 8260B
cis-1,3-Dichloropropene	ND	1.0	ug/L	SW846 8260B
trans-1,3-Dichloropropene	ND	1.0	ug/L	SW846 8260B
Ethylbenzene	ND	1.0	ug/L	SW846 8260B
Methylene chloride	ND	1.0	ug/L	SW846 8260B
1,1,2,2-Tetrachloroethane	ND	1.0	ug/L	SW846 8260B
Tetrachloroethene	ND	1.0	ug/L	SW846 8260B
Toluene	ND	1.0	ug/L	SW846 8260B
1,1,1-Trichloroethane	ND	1.0	ug/L	SW846 8260B
Trichloroethene	ND	1.0	ug/L	SW846 8260B
Vinyl chloride	ND	1.0	ug/L	SW846 8260B

SURROGATE	PERCENT RECOVERY	RECOVERY LIMITS
Dibromofluoromethane	93	(73 - 122)
1,2-Dichloroethane-d4	101	(61 - 128)
Toluene-d8	106	(76 - 110)
4-Bromofluorobenzene	93	(74 - 116)

NOTE(S):

Calculations are performed before rounding to avoid round-off errors in calculated results.

J Estimated result. Result is less than RL.

SW846 8260B METHOD BLANK SUMMARY

BLANK WORKORDER NO.
KVVEA1AA

Lab Name: TestAmerica Laboratories, Inc.

Lab Code: TALCAN SDG Number:8H19109

Lab File ID: UXC27874. Lot Number: A8H190109

Date Analyzed: 08/26/08 Time Analyzed: 10:40

Matrix: WATER Date Extracted:08/26/08

GC Column: DB624 ID: .18 Extraction Method: 5030B/8260B

Instrument ID: UX15 Level:(low/med) LOW

THIS METHOD BLANK APPLIES TO THE FOLLOWING SAMPLES, LCS, LCSD, MS , MSD:

	CLIENT ID.	SAMPLE WORK ORDER #	LAB FILE ID	DATE ANALYZED	TIME ANALYZED
01	TB-081808	KVC5D1AA	UXC27877.	08/26/08	11:56
02	MW-2-081808	KVC5F1CM	UXC27878.	08/26/08	12:18
03	DMW-1S-081808	KVC5P1CM	UXC27881.	08/26/08	15:35
04	MW-22I-081808	KVC5Q1CM	UXC27882.	08/26/08	15:58
05	MW-4-081808	KVC5R1CM	UXC27883.	08/26/08	16:21
06	INTRA-LAB QC	KVHV01CL	UXC27886.	08/26/08	17:30
07	LAB MS/MSD	KVHV01CN S	UXC27887.	08/26/08	17:53
08	LAB MS/MSD	KVHV01CP D	UXC27888.	08/26/08	18:16
09	CHECK SAMPLE	KVVEA1AC C	UXC27872.	08/26/08	09:55
10	DUPLICATE CHECK	KVVEA1AD L	UXC27873.	08/26/08	10:18
11					
12					
13					
14					
15					
16					
17					
18					
19					
20					
21					
22					
23					
24					
25					
26					
27					
28					
29					
30					

COMMENTS:

FORM IV

BLANK WORKORDER NO.

KVVEA1AA

SW846 8260B METHOD BLANK SUMMARY

Lab Name: TestAmerica Laboratories, Inc.

Lab Code: TALCAN SDG Number:8H19109

Lab File ID: UXC27874. Lot Number: A8H210130

Date Analyzed: 08/26/08 Time Analyzed: 10:40

Matrix: WATER Date Extracted:08/26/08

GC Column: DB624 ID: .18 Extraction Method: 5030B/8260B

Instrument ID: UX15 Level:(low/med) LOW

THIS METHOD BLANK APPLIES TO THE FOLLOWING SAMPLES, LCS, LCSD, MS , MSD:

	CLIENT ID.	SAMPLE WORK ORDER #	LAB FILE ID	DATE ANALYZED	TIME ANALYZED
01	TB-082008	KVHVJ1AA	UXC27884.	08/26/08	16:44
02	DMW-6I-082008	KVHVL1CL	UXC27885.	08/26/08	17:07
03	DMW-17I-082008	KVHV01CL	UXC27886.	08/26/08	17:30
04	DMW-17I-082008	KVHV01CN S	UXC27887.	08/26/08	17:53
05	DMW-17I-082008	KVHV01CP D	UXC27888.	08/26/08	18:16
06	DMW-6D-082008	KVHV11CL	UXC27889.	08/26/08	18:39
07	DMW-17S-082008	KVHV21CL	UXC27890.	08/26/08	19:02
08	CHECK SAMPLE	KVVEA1AC C	UXC27872.	08/26/08	09:55
09	DUPLICATE CHECK	KVVEA1AD L	UXC27873.	08/26/08	10:18
10					
11					
12					
13					
14					
15					
16					
17					
18					
19					
20					
21					
22					
23					
24					
25					
26					
27					
28					
29					
30					

COMMENTS:

METHOD BLANK REPORT

GC/MS Volatiles

Client Lot #...: 8H19109 **Work Order #...:** KVVEA1AA **Matrix.....:** WATER
MB Lot-Sample #: A8H270000-133

Prep Date.....: 08/26/08 **Final Wgt/Vol..:** 5 mL
Analysis Date..: 08/26/08 **Prep Batch #...:** 8240133
Dilution Factor: 1 **Initial Wgt/Vol:** 5 mL

PARAMETER	RESULT	REPORTING LIMIT	UNITS	METHOD
Acetone	**4.0 J**	**5.0**	**ug/L**	**SW846 8260B**
Bromobenzene	ND	1.0	ug/L	SW846 8260B
Bromochloromethane	ND	1.0	ug/L	SW846 8260B
Bromodichloromethane	ND	1.0	ug/L	SW846 8260B
2-Butanone	ND	5.0	ug/L	SW846 8260B
n-Butylbenzene	ND	1.0	ug/L	SW846 8260B
sec-Butylbenzene	ND	1.0	ug/L	SW846 8260B
tert-Butylbenzene	ND	1.0	ug/L	SW846 8260B
Carbon disulfide	ND	1.0	ug/L	SW846 8260B
Dibromochloromethane	ND	1.0	ug/L	SW846 8260B
1,2-Dibromo-3-chloro-propane	ND	2.0	ug/L	SW846 8260B
2-Chloroethyl vinyl ether	ND	5.0	ug/L	SW846 8260B
2-Chlorotoluene	ND	1.0	ug/L	SW846 8260B
4-Chlorotoluene	ND	1.0	ug/L	SW846 8260B
1,2-Dibromoethane	ND	1.0	ug/L	SW846 8260B
Dibromomethane	ND	1.0	ug/L	SW846 8260B
1,2-Dichlorobenzene	ND	1.0	ug/L	SW846 8260B
1,3-Dichlorobenzene	ND	1.0	ug/L	SW846 8260B
1,4-Dichlorobenzene	ND	1.0	ug/L	SW846 8260B
Dichlorodifluoromethane	ND	1.0	ug/L	SW846 8260B
cis-1,2-Dichloroethene	ND	1.0	ug/L	SW846 8260B
trans-1,2-Dichloroethene	ND	1.0	ug/L	SW846 8260B
1,3-Dichloropropane	ND	1.0	ug/L	SW846 8260B
2,2-Dichloropropane	ND	1.0	ug/L	SW846 8260B
1,1-Dichloropropene	ND	1.0	ug/L	SW846 8260B
Trichlorofluoromethane	ND	1.0	ug/L	SW846 8260B
Hexachlorobutadiene	ND	1.0	ug/L	SW846 8260B
2-Hexanone	ND	5.0	ug/L	SW846 8260B
Isopropylbenzene	ND	1.0	ug/L	SW846 8260B
p-Isopropyltoluene	ND	1.0	ug/L	SW846 8260B
tert-Butyl alcohol	**5.4 J**	**20**	**ug/L**	**SW846 8260B**
4-Methyl-2-pentanone	ND	5.0	ug/L	SW846 8260B
Naphthalene	ND	1.0	ug/L	SW846 8260B
n-Propylbenzene	ND	1.0	ug/L	SW846 8260B
Styrene	ND	1.0	ug/L	SW846 8260B
1,1,1,2-Tetrachloroethane	ND	1.0	ug/L	SW846 8260B
1,2,3-Trichlorobenzene	ND	1.0	ug/L	SW846 8260B
1,2,4-Trichloro-benzene	ND	1.0	ug/L	SW846 8260B
1,2,3-Trichloropropane	ND	1.0	ug/L	SW846 8260B

(Continued on next page)

METHOD BLANK REPORT

GC/MS Volatiles

Client Lot #...: 8H19109 **Work Order #...:** KVVEA1AA **Matrix.....:** WATER

PARAMETER	RESULT	REPORTING LIMIT	UNITS	METHOD
1,1,2-Trichloro-1,2,2-trifluoroethane	ND	1.0	ug/L	SW846 8260B
1,2,4-Trimethylbenzene	ND	1.0	ug/L	SW846 8260B
Vinyl acetate	ND	2.0	ug/L	SW846 8260B
o-Xylene	ND	1.0	ug/L	SW846 8260B
Xylenes (total)	ND	2.0	ug/L	SW846 8260B
Methyl tert-butyl ether	ND	5.0	ug/L	SW846 8260B
m-Xylene & p-Xylene	ND	2.0	ug/L	SW846 8260B
1,2,3-Trimethylbenzene	ND	5.0	ug/L	SW846 8260B
Diisopropyl Ether (DIPE)	ND	5.0	ug/L	SW846 8260B
Ethyl-t-Butyl Ether (ETBE	ND	5.0	ug/L	SW846 8260B
Tert-amyl methyl ether (T	ND	5.0	ug/L	SW846 8260B
Benzene	ND	1.0	ug/L	SW846 8260B
Bromoform	ND	1.0	ug/L	SW846 8260B
Bromomethane	ND	1.0	ug/L	SW846 8260B
Carbon tetrachloride	ND	1.0	ug/L	SW846 8260B
Chlorobenzene	ND	1.0	ug/L	SW846 8260B
Chloroethane	ND	1.0	ug/L	SW846 8260B
Chloroform	ND	1.0	ug/L	SW846 8260B
Chloromethane	ND	1.0	ug/L	SW846 8260B
1,1-Dichloroethane	ND	1.0	ug/L	SW846 8260B
1,2-Dichloroethane	ND	1.0	ug/L	SW846 8260B
1,1-Dichloroethene	ND	1.0	ug/L	SW846 8260B
1,2-Dichloropropane	ND	1.0	ug/L	SW846 8260B
cis-1,3-Dichloropropene	ND	1.0	ug/L	SW846 8260B
trans-1,3-Dichloropropene	ND	1.0	ug/L	SW846 8260B
Ethylbenzene	ND	1.0	ug/L	SW846 8260B
Methylene chloride	ND	1.0	ug/L	SW846 8260B
1,1,2,2-Tetrachloroethane	ND	1.0	ug/L	SW846 8260B
Tetrachloroethene	ND	1.0	ug/L	SW846 8260B
Toluene	ND	1.0	ug/L	SW846 8260B
1,1,1-Trichloroethane	ND	1.0	ug/L	SW846 8260B
Trichloroethene	ND	1.0	ug/L	SW846 8260B
Vinyl chloride	ND	1.0	ug/L	SW846 8260B

SURROGATE	PERCENT RECOVERY	RECOVERY LIMITS
Dibromofluoromethane	93	(73 - 122)
1,2-Dichloroethane-d4	100	(61 - 128)
Toluene-d8	105	(76 - 110)
4-Bromofluorobenzene	97	(74 - 116)

NOTE(S):

Calculations are performed before rounding to avoid round-off errors in calculated results.

J Estimated result. Result is less than RL.

SW846 8260B METHOD BLANK SUMMARY

BLANK WORKORDER NO.

KVXKD1AA

Lab Name: TestAmerica Laboratories, Inc.

Lab Code: TALCAN SDG Number: 8H19109

Lab File ID: UXC27928. Lot Number: A8H190109

Date Analyzed: 08/27/08 Time Analyzed: 10:47

Matrix: WATER Date Extracted: 08/27/08

GC Column: DB624 ID: .18 Extraction Method: 5030B/8260B

Instrument ID: UX15 Level: (low/med) LOW

THIS METHOD BLANK APPLIES TO THE FOLLOWING SAMPLES, LCS, LCSD, MS , MSD:

	CLIENT ID.	SAMPLE WORK ORDER #	LAB FILE ID	DATE ANALYZED	TIME ANALYZED
01	MW-23D-081808	KVC5M1CM	UXC27932.	08/27/08	12:33
02	MW-23I-081808	KVC5N1CM	UXC27933.	08/27/08	12:56
03	INTRA-LAB QC	KVL1J1AA	UXC27945.	08/27/08	17:37
04	LAB MS/MSD	KVL1J1AC S	UXC27946.	08/27/08	18:00
05	LAB MS/MSD	KVL1J1AD D	UXC27947.	08/27/08	18:23
06	CHECK SAMPLE	KVXKD1AC C	UXC27926.	08/27/08	10:02
07	DUPLICATE CHECK	KVXKD1AD L	UXC27927.	08/27/08	10:25
08					
09					
10					
11					
12					
13					
14					
15					
16					
17					
18					
19					
20					
21					
22					
23					
24					
25					
26					
27					
28					
29					
30					

COMMENTS:

METHOD BLANK REPORT

GC/MS Volatiles

Client Lot #...: 8H19109 **Work Order #...:** KVXKD1AA **Matrix.....:** WATER
MB Lot-Sample #: A8H280000-097

Prep Date.....: 08/27/08 **Final Wgt/Vol..:** 5 mL
Analysis Date..: 08/27/08 **Prep Batch #...:** 8241097
Dilution Factor: 1 **Initial Wgt/Vol:** 5 mL

PARAMETER	RESULT	REPORTING LIMIT	UNITS	METHOD
1,2-Dibromoethane	ND	1.0	ug/L	SW846 8260B
Dibromomethane	ND	1.0	ug/L	SW846 8260B
1,2-Dichlorobenzene	ND	1.0	ug/L	SW846 8260B
1,3-Dichlorobenzene	ND	1.0	ug/L	SW846 8260B
1,4-Dichlorobenzene	ND	1.0	ug/L	SW846 8260B
Dichlorodifluoromethane	ND	1.0	ug/L	SW846 8260B
1,3-Dichloropropane	ND	1.0	ug/L	SW846 8260B
2,2-Dichloropropane	ND	1.0	ug/L	SW846 8260B
1,1-Dichloropropene	ND	1.0	ug/L	SW846 8260B
Trichlorofluoromethane	ND	1.0	ug/L	SW846 8260B
Hexachlorobutadiene	ND	1.0	ug/L	SW846 8260B
Isopropylbenzene	ND	1.0	ug/L	SW846 8260B
p-Isopropyltoluene	ND	1.0	ug/L	SW846 8260B
tert-Butyl alcohol	**7.2 J**	**20**	**ug/L**	**SW846 8260B**
Naphthalene	**0.28 J**	**1.0**	**ug/L**	**SW846 8260B**
Acetone	**4.0 J**	**5.0**	**ug/L**	**SW846 8260B**
Bromodichloromethane	ND	1.0	ug/L	SW846 8260B
2-Butanone	ND	5.0	ug/L	SW846 8260B
Carbon disulfide	ND	1.0	ug/L	SW846 8260B
Dibromochloromethane	ND	1.0	ug/L	SW846 8260B
cis-1,2-Dichloroethene	ND	1.0	ug/L	SW846 8260B
trans-1,2-Dichloroethene	ND	1.0	ug/L	SW846 8260B
2-Hexanone	ND	5.0	ug/L	SW846 8260B
4-Methyl-2-pentanone	ND	5.0	ug/L	SW846 8260B
Styrene	ND	1.0	ug/L	SW846 8260B
Xylenes (total)	ND	2.0	ug/L	SW846 8260B
n-Propylbenzene	ND	1.0	ug/L	SW846 8260B
1,1,1,2-Tetrachloroethane	ND	1.0	ug/L	SW846 8260B
1,2,3-Trichlorobenzene	**0.26 J**	**1.0**	**ug/L**	**SW846 8260B**
1,2,4-Trichloro-benzene	**0.19 J**	**1.0**	**ug/L**	**SW846 8260B**
Bromobenzene	ND	1.0	ug/L	SW846 8260B
Bromochloromethane	ND	1.0	ug/L	SW846 8260B
n-Butylbenzene	ND	1.0	ug/L	SW846 8260B
sec-Butylbenzene	ND	1.0	ug/L	SW846 8260B
tert-Butylbenzene	ND	1.0	ug/L	SW846 8260B
1,2-Dibromo-3-chloro-propane	ND	2.0	ug/L	SW846 8260B
2-Chloroethyl vinyl ether	ND	5.0	ug/L	SW846 8260B
2-Chlorotoluene	ND	1.0	ug/L	SW846 8260B
4-Chlorotoluene	ND	1.0	ug/L	SW846 8260B

(Continued on next page)

METHOD BLANK REPORT

GC/MS Volatiles

Client Lot #...: 8H19109 **Work Order #...:** KVXKD1AA **Matrix.....:** WATER

PARAMETER	RESULT	REPORTING LIMIT	UNITS	METHOD
1,2,3-Trichloropropane	ND	1.0	ug/L	SW846 8260B
1,1,2-Trichloro-1,2,2-trifluoroethane	ND	1.0	ug/L	SW846 8260B
1,2,4-Trimethylbenzene	ND	1.0	ug/L	SW846 8260B
Vinyl acetate	ND	2.0	ug/L	SW846 8260B
o-Xylene	ND	1.0	ug/L	SW846 8260B
Methyl tert-butyl ether	ND	5.0	ug/L	SW846 8260B
m-Xylene & p-Xylene	ND	2.0	ug/L	SW846 8260B
1,2,3-Trimethylbenzene	**0.027 J**	**5.0**	**ug/L**	**SW846 8260B**
Diisopropyl Ether (DIPE)	ND	5.0	ug/L	SW846 8260B
Ethyl-t-Butyl Ether (ETBE	ND	5.0	ug/L	SW846 8260B
Tert-amyl methyl ether (T	ND	5.0	ug/L	SW846 8260B
Benzene	ND	1.0	ug/L	SW846 8260B
Bromoform	ND	1.0	ug/L	SW846 8260B
Bromomethane	ND	1.0	ug/L	SW846 8260B
Carbon tetrachloride	ND	1.0	ug/L	SW846 8260B
Chlorobenzene	ND	1.0	ug/L	SW846 8260B
Chloroethane	ND	1.0	ug/L	SW846 8260B
Chloroform	ND	1.0	ug/L	SW846 8260B
Chloromethane	ND	1.0	ug/L	SW846 8260B
1,1-Dichloroethane	ND	1.0	ug/L	SW846 8260B
1,2-Dichloroethane	ND	1.0	ug/L	SW846 8260B
1,1-Dichloroethene	ND	1.0	ug/L	SW846 8260B
1,2-Dichloropropane	ND	1.0	ug/L	SW846 8260B
cis-1,3-Dichloropropene	ND	1.0	ug/L	SW846 8260B
trans-1,3-Dichloropropene	ND	1.0	ug/L	SW846 8260B
Ethylbenzene	ND	1.0	ug/L	SW846 8260B
Methylene chloride	**0.68 J**	**1.0**	**ug/L**	**SW846 8260B**
1,1,2,2-Tetrachloroethane	ND	1.0	ug/L	SW846 8260B
Tetrachloroethene	ND	1.0	ug/L	SW846 8260B
Toluene	ND	1.0	ug/L	SW846 8260B
1,1,1-Trichloroethane	ND	1.0	ug/L	SW846 8260B
Trichloroethene	ND	1.0	ug/L	SW846 8260B
Vinyl chloride	ND	1.0	ug/L	SW846 8260B

SURROGATE	PERCENT RECOVERY	RECOVERY LIMITS
Dibromofluoromethane	97	(73 - 122)
1,2-Dichloroethane-d4	109	(61 - 128)
Toluene-d8	104	(76 - 110)
4-Bromofluorobenzene	89	(74 - 116)

NOTE(S):

Calculations are performed before rounding to avoid round-off errors in calculated results.

J Estimated result. Result is less than RL.

8A
VOLATILE INTERNAL STANDARD AREA SUMMARY

Lab Name: NORTH CANTON Contract:

Lab Code: TALCAN Case No.: SAS No.: SDG No.: 8H19109

Lab File ID (Standard): UXC27787 Date Analyzed: 08/22/08

Instrument ID: A3UX15 Time Analyzed: 0937

Matrix: (soil/water) WATER Level: (low/med) LOW Column: (pack/cap) CAP

		IS1 (CBZ) AREA #	RT	IS2 (DCB) AREA #	RT	IS3 AREA #	RT
	12 HOUR STD	729244	8.26	395530	10.49	1061718	5.58
	UPPER LIMIT	1458488	8.76	791060	10.99	2123436	6.08
	LOWER LIMIT	364622	7.76	197765	9.99	530859	5.08
	EPA SAMPLE NO.						
01	KVPL4-CHK	777668	8.26	400205	10.49	1126829	5.58
02	KVPL4-CKDUP	743017	8.26	397318	10.49	1065420	5.58
03	KVPL4-BLK	721477	8.26	314349	10.49	1056290	5.58
04	MSA-MW22D-08	709561	8.26	318315	10.49	1008414	5.58
05	MSA-DMW25S-0	697821	8.26	312963	10.49	988980	5.58
06	MSA-DMW25T-0	699197	8.26	317931	10.49	994615	5.58
07	TRIP BLANK	699348	8.26	302023	10.49	978613	5.58
08							
09							
10							
11							
12							
13							
14							
15							
16							
17							
18							
19							
20							
21							
22							

IS1 (CBZ) = Chlorobenzene-d5
IS2 (DCB) = 1,4-Dichlorobenzene-d4
IS3 = Fluorobenzene

UPPER LIMIT = +100% of internal standard area.
LOWER LIMIT = - 50% of internal standard area.

Column used to flag internal standard area values with an asterisk.

8A
VOLATILE INTERNAL STANDARD AREA SUMMARY

Lab Name: NORTH CANTON Contract:

Lab Code: TALCAN Case No.: SAS No.: SDG No.: 8H19109

Lab File ID (Standard): UXC27871 Date Analyzed: 08/26/08

Instrument ID: A3UX15 Time Analyzed: 0932

Matrix: (soil/water) WATER Level: (low/med) LOW Column: (pack/cap) CAP

		IS1 (CBZ) AREA #	RT	IS2 (DCB) AREA #	RT	IS3 AREA #	RT
	12 HOUR STD	772022	8.26	400445	10.49	1066295	5.58
	UPPER LIMIT	1544044	8.76	800890	10.99	2132590	6.08
	LOWER LIMIT	386011	7.76	200223	9.99	533148	5.08
	EPA SAMPLE NO.						
01	KVVEA-CHK	734614	8.26	384481	10.49	1052057	5.58
02	KVVEA-CKDUP	797855	8.26	413412	10.49	1104691	5.58
03	KVVEA-BLK	696769	8.26	328241	10.49	1014722	5.58
04	TB-081808	683295	8.26	324558	10.49	1003146	5.58
05	MW-2-081808	663103	8.26	326557	10.49	955599	5.58
06	DMW-1S-08180	646535	8.26	289369	10.49	921892	5.58
07	MW-22I-08180	649250	8.26	305141	10.49	934716	5.58
08	MW-4-081808	642514	8.26	289017	10.49	944994	5.58
09	TB-082008	653507	8.26	290375	10.49	912078	5.58
10	DMW-6I-08200	638761	8.26	291987	10.49	929864	5.58
11	DMW-17I-0820	621914	8.26	300726	10.49	924473	5.58
12	DMW-17I-0820	665098	8.26	363992	10.49	948478	5.58
13	DMW-17I-0820	731574	8.26	375830	10.49	1047181	5.58
14	DMW-6D-08200	635739	8.26	315288	10.49	934679	5.58
15	DMW-17S-0820	672068	8.26	325539	10.49	970521	5.58
16							
17							
18							
19							
20							
21							
22							

IS1 (CBZ) = Chlorobenzene-d5
IS2 (DCB) = 1,4-Dichlorobenzene-d4
IS3 = Fluorobenzene

UPPER LIMIT = +100% of internal standard area.
LOWER LIMIT = - 50% of internal standard area.

Column used to flag internal standard area values with an asterisk.

8A
VOLATILE INTERNAL STANDARD AREA SUMMARY

Lab Name: NORTH CANTON Contract:

Lab Code: TALCAN Case No.: SAS No.: SDG No.: 8H19109

Lab File ID (Standard): UXC27925 Date Analyzed: 08/27/08

Instrument ID: A3UX15 Time Analyzed: 0939

Matrix: (soil/water) WATER Level: (low/med) LOW Column: (pack/cap) CAP

		IS1 (CBZ) AREA #	RT	IS2 (DCB) AREA #	RT	IS3 AREA #	RT
	12 HOUR STD	633909	8.26	340866	10.49	932302	5.58
	UPPER LIMIT	1267818	8.76	681732	10.99	1864604	6.08
	LOWER LIMIT	316955	7.76	170433	9.99	466151	5.08
	EPA SAMPLE NO.						
01	KVXKD-CHK	672711	8.26	333796	10.49	967274	5.58
02	KVXKD-CKDUP	674889	8.26	332428	10.49	977044	5.58
03	KVXKD-BLK	626676	8.26	285738	10.49	893438	5.58
04	MW-23D-08180	621859	8.26	298580	10.49	876319	5.58
05	MW-23I-08180	578740	8.26	277123	10.49	845788	5.58
06							
07							
08							
09							
10							
11							
12							
13							
14							
15							
16							
17							
18							
19							
20							
21							
22							

IS1 (CBZ) = Chlorobenzene-d5
IS2 (DCB) = 1,4-Dichlorobenzene-d4
IS3 = Fluorobenzene

UPPER LIMIT = +100% of internal standard area.
LOWER LIMIT = - 50% of internal standard area.

Column used to flag internal standard area values with an asterisk.

TestAmerica
THE LEADER IN ENVIRONMENTAL TESTING

GCMS SEMIVOLATILE DATA

5B

SEMIVOLATILE ORGANIC INSTRUMENT PERFORMANCE CHECK
DECAFLUOROTRIPHENYLPHOSPHINE (DFTPP)

Lab Name: NORTH CANTON Contract:

Lab Code: TACAN Case No.: SAS No.: SDG No.: 8H19109

Lab File ID: 2DF0819 DFTPP Injection Date: 08/19/08

Instrument ID: A4AG2 DFTPP Injection Time: 1413

m/e	ION ABUNDANCE CRITERIA	% RELATIVE ABUNDANCE
51	30.0 - 80.0% of mass 198	35.1
68	Less than 2.0% of mass 69	0.0 (0.0)1
69	Mass 69 relative abundance	44.2
70	Less than 2.0% of mass 69	0.2 (0.5)1
127	25.0 - 75.0% of mass 198	49.5
197	Less than 1.0% of mass 198	0.0
198	Base Peak, 100% relative abundance	100.0
199	5.0 to 9.0% of mass 198	6.7
275	10.0 - 30.0% of mass 198	24.7
365	Greater than 0.75% of mass 198	2.41
441	Present, but less than mass 443	8.4
442	40.0 - 110.0% of mass 198	53.3
443	15.0 - 24.0% of mass 442	10.1 (19.0)2

1-Value is % mass 69 2-Value is % mass 442

THIS CHECK APPLIES TO THE FOLLOWING SAMPLES, MS, MSD, BLANKS, AND STANDARDS:

	EPA SAMPLE NO.	LAB SAMPLE ID	LAB FILE ID	DATE ANALYZED	TIME ANALYZED
01	SSTD009	L9	2SHHH0819	08/19/08	1424
02	SSTD008	L8	2SHH0819	08/19/08	1441
03	SSTD007	L7	2SH0819	08/19/08	1459
04	SSTD006	L6	2SMH0819	08/19/08	1516
05	SSTD005	L5	2SMM0819	08/19/08	1533
06	SSTD004	L4	2SM0819	08/19/08	1551
07	SSTD003	L3	2SML0819	08/19/08	1608
08	SSTD002	L2	2SL0819	08/19/08	1626
09	SSTD001	L1	2SLL0819	08/19/08	1643
10					
11					
12					
13					
14					
15					
16					
17					
18					
19					
20					
21					
22					

Report Date : 20-Aug-2008 07:40

TestAmerica North Canton

INITIAL CALIBRATION DATA

Start Cal Date : 19-AUG-2008 14:24
End Cal Date : 19-AUG-2008 21:56
Quant Method : ISTD
Target Version : 4.14
Integrator : HP RTE
Method file : \\cansvr11\dd\chem\MSS\a4ag2.i\80819A.b\8270-625.m
Last Edit : 20-Aug-2008 07:03 hulat

Calibration File Names:
Level 1: \\cansvr11\dd\chem\MSS\a4ag2.i\80819A.b\2SLL0819.D
Level 2: \\cansvr11\dd\chem\MSS\a4ag2.i\80819A.b\2TL0819.D
Level 3: \\cansvr11\dd\chem\MSS\a4ag2.i\80819A.b\2TML0819.D
Level 4: \\cansvr11\dd\chem\MSS\a4ag2.i\80819A.b\2TM0819.D
Level 5: \\cansvr11\dd\chem\MSS\a4ag2.i\80819A.b\2TMM0819.D
Level 6: \\cansvr11\dd\chem\MSS\a4ag2.i\80819A.b\2TMH0819.D
Level 7: \\cansvr11\dd\chem\MSS\a4ag2.i\80819A.b\2TH0819.D
Level 8: \\cansvr11\dd\chem\MSS\a4ag2.i\80819A.b\2THH0819.D
Level 9: \\cansvr11\dd\chem\MSS\a4ag2.i\80819A.b\2THHH0819.D

Compound	0.0500000 Level 1	0.2500000 Level 2	0.5000000 Level 3	1.0000 Level 4	2.5000 Level 5	5.0000 Level 6	Curve	Coefficients b	m1	m2	%RSD or R^2	
	7.5000 Level 7	10.0000 Level 8	12.5000 Level 9									
198 1,4-Dioxane	+++++	0.42280	0.44026	0.46856	0.41313	0.39194						
	0.36588	0.45262	0.46317				AVRG		0.42729		8.41117	<-
7 N-Nitrosomorpholine	+++++	0.69951	0.67886	0.64916	0.67844	0.67691						
	0.72598	0.82062	0.86361				AVRG		0.72414		10.61531	<-
8 Ethyl methanesulfonate	+++++	0.83327	0.81520	0.80319	0.83119	0.82759						
	0.86693	0.97003	1.00680				AVRG		0.86928		8.78763	<-

TestAmerica North Canton

CONTINUING CALIBRATION COMPOUNDS

Instrument ID: a4ag2.i Injection Date: 19-AUG-2008 17:00
Lab File ID: ICVTCL.D Init. Cal. Date(s): 19-AUG-2008 19-AUG-2008
Analysis Type: Init. Cal. Times: 14:24 21:56
Lab Sample ID: ICVTCL Quant Type: ISTD
Method: \\cansvr11\dd\chem\MSS\a4ag2.i\80819A.b\8270-625.m

COMPOUND	RRF / AMOUNT	RF5	CCAL RRF5	MIN RRF	%D / %DRIFT	MAX %D / %DRIFT	CURVE TYPE
198 1,4-Dioxane	0.42729	0.38995	0.38995	0.010	8.74009	50.00000	Averaged
9 Pyridine	1.16307	1.17686	1.17686	0.010	-1.18593	50.00000	Averaged
10 N-Nitrosodimethylamine	0.68002	0.70545	0.70545	0.010	-3.74019	50.00000	Averaged
12 3-Chloropropionitrile	0.52101	0.50715	0.50715	0.010	2.66112	50.00000	Averaged
209 Benzaldehyde	0.71645	0.68676	0.68676	0.010	4.14401	50.00000	Averaged
21 Aniline	1.87732	1.87693	1.87693	0.010	0.02053	50.00000	Averaged
22 Phenol	1.59608	1.58586	1.58586	0.010	0.64044	20.00000	Averaged
23 bis(2-Chloroethyl)ether	1.22452	1.14214	1.14214	0.010	6.72767	50.00000	Averaged
24 2-Chlorophenol	1.39140	1.35064	1.35064	0.010	2.92988	50.00000	Averaged
26 1,3-Dichlorobenzene	1.34834	1.30718	1.30718	0.010	3.05224	50.00000	Averaged
27 1,4-Dichlorobenzene	1.32427	1.29754	1.29754	0.010	2.01894	20.00000	Averaged
28 1,2-Dichlorobenzene	1.30717	1.23867	1.23867	0.010	5.24020	50.00000	Averaged
29 Benzyl Alcohol	0.83492	0.77507	0.77507	0.010	7.16807	50.00000	Averaged
30 2-Methylphenol	1.24741	1.24927	1.24927	0.010	-0.14877	50.00000	Averaged
31 bis(2-Chloroisopropyl)ether	1.08188	1.02167	1.02167	0.010	5.56528	50.00000	Averaged
37 Acetophenone	1.69226	1.68943	1.68943	0.010	0.16722	50.00000	Averaged
32 N-Nitroso-di-n-propylamine	0.94510	0.96740	0.96740	0.050	-2.35984	50.00000	Averaged
192 4-Methylphenol	1.31120	1.30816	1.30816	0.010	0.23203	50.00000	Averaged
34 Hexachloroethane	0.49482	0.47910	0.47910	0.010	3.17766	50.00000	Averaged
35 Nitrobenzene	0.31649	0.30489	0.30489	0.010	3.66524	50.00000	Averaged
41 Isophorone	0.56288	0.56809	0.56809	0.010	-0.92638	50.00000	Averaged
42 2-Nitrophenol	5.00000	4.79663	0.18893	0.010	4.06741	0.000e+000	Quadratic
43 2,4-Dimethylphenol	0.35816	0.35273	0.35273	0.010	1.51604	50.00000	Averaged
44 bis(2-Chloroethoxy)methane	0.34015	0.33373	0.33373	0.010	1.88618	50.00000	Averaged
46 2,4-Toluenediamene	5.00000	5.91509	0.18852	0.010	-18.30183	0.000e+000	Quadratic
47 1,3,5-Trichlorobenzene	0.28622	0.26636	0.26636	0.010	6.93855	50.00000	Averaged
48 2,4-Dichlorophenol	0.27451	0.27127	0.27127	0.010	1.17925	20.00000	Averaged
49 Benzoic Acid	10.00000	8.59885	0.20219	0.010	14.01150	0.000e+000	Quadratic
50 1,2,4-Trichlorobenzene	0.27688	0.25888	0.25888	0.010	6.50334	50.00000	Averaged
51 Naphthalene	0.95774	0.98250	0.98250	0.010	-2.58437	50.00000	Averaged
52 4-Chloroaniline	0.41517	0.41673	0.41673	0.010	-0.37527	50.00000	Averaged
56 Hexachlorobutadiene	0.14943	0.14216	0.14216	0.010	4.86523	20.00000	Averaged
210 Caprolactam	0.10648	0.10787	0.10787	0.010	-1.30845	50.00000	Averaged
57 1,2,3-Trichlorobenzene	0.25779	0.24503	0.24503	0.010	4.94782	50.00000	Averaged
59 4-Chloro-3-Methylphenol	0.31273	0.31420	0.31420	0.010	-0.47002	20.00000	Averaged
62 2-Methylnaphthalene	0.59314	0.59518	0.59518	0.010	-0.34414	50.00000	Averaged
63 1-Methylnaphthalene	0.65283	0.65988	0.65988	0.010	-1.08072	50.00000	Averaged
64 Hexachlorocyclopentadiene	5.00000	4.41908	0.26123	0.050	11.61834	0.000e+000	Quadratic
66 2,4,6-Trichlorophenol	0.34074	0.34914	0.34914	0.010	-2.46482	20.00000	Averaged
67 2,4,5-Trichlorophenol	0.37004	0.37234	0.37234	0.010	-0.62128	50.00000	Averaged
211 1,1'-Biphenyl	1.44212	1.49592	1.49592	0.010	-3.73038	50.00000	Averaged
68 1,2,3,5-Tetrachlorobenzene	0.50936	0.48279	0.48279	0.010	5.21650	50.00000	Averaged

5B

SEMIVOLATILE ORGANIC INSTRUMENT PERFORMANCE CHECK
DECAFLUOROTRIPHENYLPHOSPHINE (DFTPP)

Lab Name: NORTH CANTON Contract:

Lab Code: TACAN Case No.: SAS No.: SDG No.: 8H19109

Lab File ID: 2DF0821 DFTPP Injection Date: 08/21/08

Instrument ID: A4AG2 DFTPP Injection Time: 0859

m/e	ION ABUNDANCE CRITERIA	% RELATIVE ABUNDANCE
51	30.0 - 80.0% of mass 198	38.4
68	Less than 2.0% of mass 69	0.0 (0.1)1
69	Mass 69 relative abundance	47.4
70	Less than 2.0% of mass 69	0.4 (0.7)1
127	25.0 - 75.0% of mass 198	50.7
197	Less than 1.0% of mass 198	0.0
198	Base Peak, 100% relative abundance	100.0
199	5.0 to 9.0% of mass 198	6.5
275	10.0 - 30.0% of mass 198	22.8
365	Greater than 0.75% of mass 198	2.35
441	Present, but less than mass 443	7.0
442	40.0 - 110.0% of mass 198	45.2
443	15.0 - 24.0% of mass 442	8.4 (18.6)2

1-Value is % mass 69 2-Value is % mass 442

THIS CHECK APPLIES TO THE FOLLOWING SAMPLES, MS, MSD, BLANKS, AND STANDARDS:

	EPA SAMPLE NO.	LAB SAMPLE ID	LAB FILE ID	DATE ANALYZED	TIME ANALYZED
01	SSTD006	L6	2SMH0821	08/21/08	0909
02	KVD36BLK	KVD361AA	KVD361AA	08/21/08	0944
03	KVD36CHK	KVD361AC	KVD361AC	08/21/08	1002
04	KVD36CKDUP	KVD361AD	KVD361AD	08/21/08	1019
05	MW-2-081808	KVC5F1AC	KVC5F1AC	08/21/08	1425
06	MW-23D-08180	KVC5M1AN	KVC5M1AN	08/21/08	1442
07	MW-23I-08180	KVC5N1A1	KVC5N1A1	08/21/08	1500
08	DMW-1S-08180	KVC5P1AN	KVC5P1AN	08/21/08	1517
09	MW-22I-08180	KVC5Q1AN	KVC5Q1AN	08/21/08	1535
10	MW-4-081808	KVC5R1AN	KVC5R1AN	08/21/08	1552
11					
12					
13					
14					
15					
16					
17					
18					
19					
20					
21					
22					

TestAmerica North Canton

okmw 8/22/08

CONTINUING CALIBRATION COMPOUNDS

Instrument ID: a4ag2.i
Lab File ID: 2SMH0821.D
Analysis Type:
Lab Sample ID: L6
Method: \\cansvr11\dd\chem\MSS\a4ag2.i\80821A.b\8270-625.m

Injection Date: 21-AUG-2008 09:09
Init. Cal. Date(s): 19-AUG-2008 19-AUG-2008
Init. Cal. Times: 14:24 21:56
Quant Type: ISTD

COMPOUND	RRF / AMOUNT	RF5	CCAL RRF5	MIN RRF	%D / %DRIFT	MAX %D / %DRIFT	CURVE TYPE
198 1,4-Dioxane	0.42729	0.46839	0.46839	0.010	-9.61756	50.00000	Averaged
9 Pyridine	1.16307	1.25066	1.25066	0.010	-7.53092	50.00000	Averaged
10 N-Nitrosodimethylamine	0.68002	0.74419	0.74419	0.010	-9.43687	50.00000	Averaged
12 3-Chloropropionitrile	0.52101	0.52849	0.52849	0.010	-1.43525	50.00000	Averaged
209 Benzaldehyde	0.71645	0.73409	0.73409	0.010	-2.46212	50.00000	Averaged
21 Aniline	1.87732	1.93467	1.93467	0.010	-3.05528	50.00000	Averaged
22 Phenol	1.59608	1.68204	1.68204	0.010	-5.38524	20.00000	Averaged
23 bis(2-Chloroethyl)ether	1.22452	1.19292	1.19292	0.010	2.58022	50.00000	Averaged
24 2-Chlorophenol	1.39140	1.45442	1.45442	0.010	-4.52867	50.00000	Averaged
26 1,3-Dichlorobenzene	1.34834	1.33401	1.33401	0.010	1.06304	50.00000	Averaged
27 1,4-Dichlorobenzene	1.32427	1.31459	1.31459	0.010	0.73100	20.00000	Averaged
28 1,2-Dichlorobenzene	1.30717	1.29938	1.29938	0.010	0.59591	50.00000	Averaged
29 Benzyl Alcohol	0.83492	0.82380	0.82380	0.010	1.33189	50.00000	Averaged
30 2-Methylphenol	1.24741	1.21724	1.21724	0.010	2.41893	50.00000	Averaged
31 bis(2-Chloroisopropyl)ether	1.08188	1.06428	1.06428	0.010	1.62757	50.00000	Averaged
37 Acetophenone	1.69226	1.71206	1.71206	0.010	-1.17013	50.00000	Averaged
32 N-Nitroso-di-n-propylamine	0.94510	0.97387	0.97387	0.050	-3.04454	50.00000	Averaged
192 4-Methylphenol	1.31120	1.31854	1.31854	0.010	-0.55980	50.00000	Averaged
34 Hexachloroethane	0.49482	0.51097	0.51097	0.010	-3.26269	50.00000	Averaged
35 Nitrobenzene	0.31649	0.33763	0.33763	0.010	-6.67845	50.00000	Averaged
41 Isophorone	0.56288	0.57326	0.57326	0.010	-1.84351	50.00000	Averaged
42 2-Nitrophenol	5.00000	5.02554	0.19903	0.010	-0.51076	0.000e+000	Quadratic
43 2,4-Dimethylphenol	0.35816	0.36529	0.36529	0.010	-1.99092	50.00000	Averaged
44 bis(2-Chloroethoxy)methane	0.34015	0.33786	0.33786	0.010	0.67386	50.00000	Averaged
46 2,4-Toluenediamene	5.00000	8.05128	0.22193	0.010	-61.02555	0.000e+000	Quadratic
47 1,3,5-Trichlorobenzene	0.28622	0.27198	0.27198	0.010	4.97692	50.00000	Averaged
48 2,4-Dichlorophenol	0.27451	0.27218	0.27218	0.010	0.84685	20.00000	Averaged
49 Benzoic Acid	10.00000	8.71575	0.20531	0.010	12.84247	0.000e+000	Quadratic
50 1,2,4-Trichlorobenzene	0.27688	0.26212	0.26212	0.010	5.33335	50.00000	Averaged
51 Naphthalene	0.95774	1.01933	1.01933	0.010	-6.43054	50.00000	Averaged
52 4-Chloroaniline	0.41517	0.42086	0.42086	0.010	-1.37156	50.00000	Averaged
56 Hexachlorobutadiene	0.14943	0.13796	0.13796	0.010	7.67612	20.00000	Averaged
210 Caprolactam	0.10648	0.10585	0.10585	0.010	0.59069	50.00000	Averaged
57 1,2,3-Trichlorobenzene	0.25779	0.23995	0.23995	0.010	6.91728	50.00000	Averaged
59 4-Chloro-3-Methylphenol	0.31273	0.30513	0.30513	0.010	2.43131	20.00000	Averaged
62 2-Methylnaphthalene	0.59314	0.59543	0.59543	0.010	-0.38693	50.00000	Averaged
63 1-Methylnaphthalene	0.65283	0.64626	0.64626	0.010	1.00593	50.00000	Averaged
64 Hexachlorocyclopentadiene	5.00000	4.74539	0.28343	0.050	5.09216	0.000e+000	Quadratic
66 2,4,6-Trichlorophenol	0.34074	0.34569	0.34569	0.010	-1.45196	20.00000	Averaged
67 2,4,5-Trichlorophenol	0.37004	0.38289	0.38289	0.010	-3.47381	50.00000	Averaged
211 1,1'-Biphenyl	1.44212	1.52910	1.52910	0.010	-6.03127	50.00000	Averaged
68 1,2,3,5-Tetrachlorobenzene	0.50936	0.48105	0.48105	0.010	5.55771	50.00000	Averaged

5B

SEMIVOLATILE ORGANIC INSTRUMENT PERFORMANCE CHECK
DECAFLUOROTRIPHENYLPHOSPHINE (DFTPP)

Lab Name: NORTH CANTON Contract:

Lab Code: TACAN Case No.: SAS No.: SDG No.: 8H19109

Lab File ID: 2DF0824 DFTPP Injection Date: 08/24/08

Instrument ID: A4AG2 DFTPP Injection Time: 0808

m/e	ION ABUNDANCE CRITERIA	% RELATIVE ABUNDANCE
51	30.0 - 80.0% of mass 198	38.9
68	Less than 2.0% of mass 69	0.0 (0.0)1
69	Mass 69 relative abundance	46.9
70	Less than 2.0% of mass 69	0.3 (0.6)1
127	25.0 - 75.0% of mass 198	49.7
197	Less than 1.0% of mass 198	0.0
198	Base Peak, 100% relative abundance	100.0
199	5.0 to 9.0% of mass 198	6.4
275	10.0 - 30.0% of mass 198	23.0
365	Greater than 0.75% of mass 198	2.28
441	Present, but less than mass 443	7.3
442	40.0 - 110.0% of mass 198	46.3
443	15.0 - 24.0% of mass 442	8.7 (18.8)2

1-Value is % mass 69 2-Value is % mass 442

THIS CHECK APPLIES TO THE FOLLOWING SAMPLES, MS, MSD, BLANKS, AND STANDARDS:

	EPA SAMPLE NO.	LAB SAMPLE ID	LAB FILE ID	DATE ANALYZED	TIME ANALYZED
01	SSTD006	L6	2SMH0824	08/24/08	0819
02	KVJMXBLK	KVJMX1AA	KVJMX1AA	08/24/08	0836
03	KVJMXCHK	KVJMX1AC	KVJMX1AC	08/24/08	0854
04	KVJMXCKDUP	KVJMX1AD	KVJMX1AD	08/24/08	0911
05	KVHGNBLK	KVHGN1AA	KVHGN1AA	08/24/08	1004
06	KVHGNCHK	KVHGN1AC	KVHGN1AC	08/24/08	1021
07	MSA-MW22D-08	KVGCK1CM	KVGCK1CM	08/24/08	1705
08	MSA-DMW25S-0	KVGCT1CM	KVGCT1CM	08/24/08	1740
09	MSA-DMW25I-0	KVGCW1CM	KVGCW1CM	08/24/08	1757
10	DMW-1S-08180	KVC5P1AN	KVC5P1AN	08/24/08	1815
11	DMW-6I-08200	KVHVL1CM	KVHVL1CM	08/24/08	1832
12	DMW-17I-0820	KVHV01CM	KVHV01CM	08/24/08	1850
13	DMW-6D-08200	KVHV11CM	KVHV11CM	08/24/08	1907
14	DMW-17S-0820	KVHV21CM	KVHV21CM	08/24/08	1925
15					
16					
17					
18					
19					
20					
21					
22					

TestAmerica North Canton

OKmw 8/25/08

CONTINUING CALIBRATION COMPOUNDS

Instrument ID: a4ag2.i Injection Date: 24-AUG-2008 08:19
Lab File ID: 2SMH0824.D Init. Cal. Date(s): 19-AUG-2008 19-AUG-2008
Analysis Type: Init. Cal. Times: 14:24 21:56
Lab Sample ID: L6 Quant Type: ISTD
Method: \\cansvr11\dd\chem\MSS\a4ag2.i\80824A.b\8270-625.m

COMPOUND	RRF / AMOUNT	RF5	CCAL RRF5	MIN RRF	%D / %DRIFT	MAX %D / %DRIFT	CURVE TYPE
198 1,4-Dioxane	0.42729	0.41389	0.41389	0.010	3.13779	50.00000	Averaged
9 Pyridine	1.16307	1.26100	1.26100	0.010	-8.42056	50.00000	Averaged
10 N-Nitrosodimethylamine	0.68002	0.74851	0.74851	0.010	-10.07181	50.00000	Averaged
12 3-Chloropropionitrile	0.52101	0.49155	0.49155	0.010	5.65459	50.00000	Averaged
209 Benzaldehyde	0.71645	0.73514	0.73514	0.010	-2.60922	50.00000	Averaged
21 Aniline	1.87732	1.96059	1.96059	0.010	-4.43560	50.00000	Averaged
22 Phenol	1.59608	1.61056	1.61056	0.010	-0.90719	20.00000	Averaged
23 bis(2-Chloroethyl)ether	1.22452	1.24759	1.24759	0.010	-1.88388	50.00000	Averaged
24 2-Chlorophenol	1.39140	1.39330	1.39330	0.010	-0.13655	50.00000	Averaged
26 1,3-Dichlorobenzene	1.34834	1.31976	1.31976	0.010	2.11925	50.00000	Averaged
27 1,4-Dichlorobenzene	1.32427	1.33923	1.33923	0.010	-1.12943	20.00000	Averaged
28 1,2-Dichlorobenzene	1.30717	1.27530	1.27530	0.010	2.43766	50.00000	Averaged
29 Benzyl Alcohol	0.83492	0.77862	0.77862	0.010	6.74283	50.00000	Averaged
30 2-Methylphenol	1.24741	1.35495	1.35495	0.010	-8.62116	50.00000	Averaged
31 bis(2-Chloroisopropyl)ether	1.08188	1.10405	1.10405	0.010	-2.04840	50.00000	Averaged
37 Acetophenone	1.69226	1.71051	1.71051	0.010	-1.07824	50.00000	Averaged
32 N-Nitroso-di-n-propylamine	0.94510	0.96625	0.96625	0.050	-2.23846	50.00000	Averaged
192 4-Methylphenol	1.31120	1.38847	1.38847	0.010	-5.89315	50.00000	Averaged
34 Hexachloroethane	0.49482	0.50545	0.50545	0.010	-2.14627	50.00000	Averaged
35 Nitrobenzene	0.31649	0.32254	0.32254	0.010	-1.91044	50.00000	Averaged
41 Isophorone	0.56288	0.57456	0.57456	0.010	-2.07532	50.00000	Averaged
42 2-Nitrophenol	5.00000	4.85783	0.19162	0.010	2.84341	0.000e+000	Quadratic
43 2,4-Dimethylphenol	0.35816	0.36529	0.36529	0.010	-1.99062	50.00000	Averaged
44 bis(2-Chloroethoxy)methane	0.34015	0.33679	0.33679	0.010	0.98708	50.00000	Averaged
46 2,4-Toluenediamene	5.00000	5.61844	0.18339	0.010	-12.36886	0.000e+000	Quadratic
47 1,3,5-Trichlorobenzene	0.28622	0.26325	0.26325	0.010	8.02716	50.00000	Averaged
48 2,4-Dichlorophenol	0.27451	0.26434	0.26434	0.010	3.70270	20.00000	Averaged
49 Benzoic Acid	10.00000	9.45242	0.22502	0.010	5.47582	0.000e+000	Quadratic
50 1,2,4-Trichlorobenzene	0.27688	0.25431	0.25431	0.010	8.15154	50.00000	Averaged
51 Naphthalene	0.95774	0.99239	0.99239	0.010	-3.61702	50.00000	Averaged
52 4-Chloroaniline	0.41517	0.40649	0.40649	0.010	2.08979	50.00000	Averaged
56 Hexachlorobutadiene	0.14943	0.13417	0.13417	0.010	10.21710	20.00000	Averaged
210 Caprolactam	0.10648	0.10724	0.10724	0.010	-0.70869	50.00000	Averaged
57 1,2,3-Trichlorobenzene	0.25779	0.23638	0.23638	0.010	8.30342	50.00000	Averaged
59 4-Chloro-3-Methylphenol	0.31273	0.30501	0.30501	0.010	2.46806	20.00000	Averaged
62 2-Methylnaphthalene	0.59314	0.58203	0.58203	0.010	1.87294	50.00000	Averaged
63 1-Methylnaphthalene	0.65283	0.63705	0.63705	0.010	2.41620	50.00000	Averaged
64 Hexachlorocyclopentadiene	5.00000	3.68878	0.21251	0.050	26.22438	0.000e+000	Quadratic
66 2,4,6-Trichlorophenol	0.34074	0.33488	0.33488	0.010	1.72087	20.00000	Averaged
67 2,4,5-Trichlorophenol	0.37004	0.35050	0.35050	0.010	5.28098	50.00000	Averaged
211 1,1'-Biphenyl	1.44212	1.51831	1.51831	0.010	-5.28317	50.00000	Averaged
68 1,2,3,5-Tetrachlorobenzene	0.50936	0.48158	0.48158	0.010	5.45443	50.00000	Averaged

SW846 8270C SURROGATE RECOVERY

Lab Name: TestAmerica Laboratories, Inc. Client: Tetra Tech NUS, Inc

Lab Code: TALCAN SDG No: 8H19109

Lot #: A8H190109

Extraction: XXI54QL01

	CLIENT ID.	SRG01	SRG02	SRG03	SRG04	SRG05	SRG06	TOT OUT
01	MW-2-081808	38	34	45	23	35	34	00
02	MW-23D-081808	43	39	58	17	28	36	00
03	MW-23I-081808	51	48	62	26	40	46	00
04	DMW-1S-081808	62 D	58 D	81 D	20 D	61 D	59 D	00
05	MW-22I-081808	29	29	70	13	21	40	00
06	MW-4-081808	41	38	74	20	30	49	00
07	METHOD BLK. KVD361AA	62	47	84	39	52	49	00
08	LCS KVD361AC	75	59	89	46	59	62	00
09	LCSD KVD361AD	76	62	85	47	61	60	00

SURROGATES		QC LIMITS
SRG01	= Nitrobenzene-d5	(27-111)
SRG02	= 2-Fluorobiphenyl	(28-110)
SRG03	= Terphenyl-d14	(37-119)
SRG04	= Phenol-d5	(10-110)
SRG05	= 2-Fluorophenol	(10-110)
SRG06	= 2,4,6-Tribromophenol	(22-120)

\# Column to be used to flag recovery values
* Values outside of required QC Limits
D System monitoring Compound diluted out

FORM II

SW846 8270C SURROGATE RECOVERY

Lab Name: TestAmerica Laboratories, Inc. Client: Tetra Tech NUS, Inc

Lab Code: TALCAN SDG No: 8H19109

Lot #: A8H200234

Extraction: XXI51QLLB

	CLIENT ID.	SRG01	SRG02	SRG03	SRG04	SRG05	SRG06	TOT OUT
01	INTRA-LAB QC	75	63	73	73	69	49	00
02	MSA-MW22D-081908	68	58	79	66	67	54	00
03	MSA-DMW25S-081908	70	58	64	64	64	52	00
04	MSA-DMW25I-081908	65	56	82	61	61	51	00
05	METHOD BLK. KVHGN1AA	77	67	96	80	79	54	00
06	LCS KVHGN1AC	77	66	89	80	78	55	00
07	LAB MS/MSD D	67	58	78	67	62	47	00
08	LAB MS/MSD S	74	66	80	72	69	49	00

SURROGATES		QC LIMITS
SRG01	= Nitrobenzene-d5	(27-111)
SRG02	= 2-Fluorobiphenyl	(28-110)
SRG03	= Terphenyl-d14	(37-119)
SRG04	= Phenol-d5	(10-110)
SRG05	= 2-Fluorophenol	(10-110)
SRG06	= 2,4,6-Tribromophenol	(22-120)

\# Column to be used to flag recovery values
* Values outside of required QC Limits
D System monitoring Compound diluted out

FORM II

SW846 8270C SURROGATE RECOVERY

Lab Name: TestAmerica Laboratories, Inc. Client: Tetra Tech NUS, Inc

Lab Code: TALCAN SDG No: 8H19109

Lot #: A8H210130

Extraction: XXI54QLLB

	CLIENT ID.	SRG01	SRG02	SRG03	SRG04	SRG05	SRG06	TOT OUT
01	DMW-6I-082008	99	75	191*	43	69	100	01
02	DMW-17I-082008	48	34	62	16	28	38	00
03	DMW-6D-082008	40	30	63	15	25	32	00
04	DMW-17S-082008	53	34	90	23	38	52	00
05	METHOD BLK. KVJMX1AA	60	48	80	36	48	48	00
06	LCS KVJMX1AC	70	63	88	51	59	58	00
07	LCSD KVJMX1AD	66	58	77	41	57	53	00

SURROGATES		QC LIMITS
SRG01	= Nitrobenzene-d5	(27-111)
SRG02	= 2-Fluorobiphenyl	(28-110)
SRG03	= Terphenyl-d14	(37-119)
SRG04	= Phenol-d5	(10-110)
SRG05	= 2-Fluorophenol	(10-110)
SRG06	= 2,4,6-Tribromophenol	(22-120)

\# Column to be used to flag recovery values
* Values outside of required QC Limits
D System monitoring Compound diluted out

FORM II

SW846 8270C CHECK SAMPLE RECOVERY

Lab Name: TestAmerica Laboratories, Inc. Client: Tetra Tech NUS, Inc

Lab Code: TALCAN SDG No: 8H19109

Lot #: A8H190000 WO #: KVD361AC
BATCH: 8232328

COMPOUND	SPIKE ADDED (ug/L)	SAMPLE CONCENT. (ug/L)	% REC	QC LIMITS REC	QUAL
1,2,4-Trichlorobenzene	40	18	46	25 - 110	
Acenaphthene	40	29	74	40 - 110	
2,4-Dinitrotoluene	40	32	79	52 - 123	
Pyrene	40	35	89	55 - 120	
N-Nitrosodi-n-propylamine	40	33	81	37 - 121	
1,4-Dichlorobenzene	40	18	46	19 - 110	
Pentachlorophenol	40	28	71	26 - 110	
Phenol	40	20	49	14 - 112	
2-Chlorophenol	40	29	72	27 - 110	
4-Chloro-3-methylphenol	40	30	74	39 - 110	
4-Nitrophenol	40	23	57	12 - 130	

NOTES(S):

* Values outside of QC limits

Spike Recovery: 0 out of 11 outside limits

COMMENTS:

FORM III

SW846 8270C CHECK SAMPLE DUPLICATE RECOVERY

Lab Name: TestAmerica Laboratories, Inc. Client: Tetra Tech NUS, Inc

Lab Code: TALCAN SDG No: 8H19109

Lot #: A8H190000 WO #: KVD361AD
BATCH: 8232328

COMPOUND	SPIKE ADDED (ug/L)	SAMPLE CONCENT. (ug/L)	% REC	QC LIMITS REC	QUAL
1,4-Dichlorobenzene	40	18	44	19- 110	
Pentachlorophenol	40	28	70	26- 110	
Phenol	40	20	51	14- 112	
2-Chlorophenol	40	29	74	27- 110	
4-Chloro-3-methylphenol	40	30	75	39- 110	
4-Nitrophenol	40	23	57	12- 130	
1,2,4-Trichlorobenzene	40	17	42	25- 110	
Acenaphthene	40	29	72	40- 110	
2,4-Dinitrotoluene	40	32	79	52- 123	
Pyrene	40	35	86	55- 120	
N-Nitrosodi-n-propylamine	40	32	81	37- 121	

NOTES(S):

* Values outside of QC limits

Spike Recovery: 0 out of 11 outside limits

COMMENTS:

FORM III

SW846 8270C CHECK SAMPLE RECOVERY

Lab Name: TestAmerica Laboratories, Inc. Client: Tetra Tech NUS, Inc

Lab Code: TALCAN SDG No: 8H19109

Lot #: A8H210000 WO #: KVHGN1AC
BATCH: 8234054

COMPOUND	SPIKE ADDED (ug/L)	SAMPLE CONCENT. (ug/L)	% REC	QC LIMITS REC	QUAL
1,2,4-Trichlorobenzene	20	11	54	25- 110	
Acenaphthene	20	14	70	40- 110	
2,4-Dinitrotoluene	20	15	75	52- 123	
Pyrene	20	15	74	55- 120	
N-Nitrosodi-n-propylamine	20	16	80	37- 121	
1,4-Dichlorobenzene	20	11	56	19- 110	
Pentachlorophenol	20	12	59	26- 110	
Phenol	20	15	77	14- 112	
2-Chlorophenol	20	15	75	27- 110	
4-Chloro-3-methylphenol	20	13	64	39- 110	
4-Nitrophenol	20	15	74	12- 130	

NOTES(S):

* Values outside of QC limits

Spike Recovery: 0 out of 11 outside limits

COMMENTS:

FORM III

SW846 8270C CHECK SAMPLE RECOVERY

Lab Name: TestAmerica Laboratories, Inc. Client: Tetra Tech NUS, Inc

Lab Code: TALCAN SDG No: 8H19109

Lot #: A8H210000 WO #: KVJMX1AC
BATCH: 8234318

COMPOUND	SPIKE ADDED (ug/L)	SAMPLE CONCENT. (ug/L)	% REC	QC LIMITS REC	QUAL
1,2,4-Trichlorobenzene	20	8.7	44	25- 110	
Acenaphthene	20	13	65	40- 110	
2,4-Dinitrotoluene	20	15	73	52- 123	
Pyrene	20	15	75	55- 120	
N-Nitrosodi-n-propylamine	20	14	71	37- 121	
1,4-Dichlorobenzene	20	9.0	45	19- 110	
Pentachlorophenol	20	11	57	26- 110	
Phenol	20	9.4	47	14- 112	
2-Chlorophenol	20	13	63	27- 110	
4-Chloro-3-methylphenol	20	13	63	39- 110	
4-Nitrophenol	20	11	53	12- 130	

NOTES(S):

* Values outside of QC limits

Spike Recovery: 0 out of 11 outside limits

COMMENTS:

FORM III

SW846 8270C CHECK SAMPLE DUPLICATE RECOVERY

Lab Name: TestAmerica Laboratories, Inc. Client: Tetra Tech NUS, Inc

Lab Code: TALCAN SDG No: 8H19109

Lot #: A8H210000 WO #: KVJMX1AD
BATCH: 8234318

COMPOUND	SPIKE ADDED (ug/L)	SAMPLE CONCENT. (ug/L)	% REC	QC LIMITS REC	QUAL
1,2,4-Trichlorobenzene	20	7.6	38	25- 110	
Acenaphthene	20	12	60	40- 110	
2,4-Dinitrotoluene	20	14	68	52- 123	
Pyrene	20	14	69	55- 120	
N-Nitrosodi-n-propylamine	20	14	68	37- 121	
1,4-Dichlorobenzene	20	8.0	40	19- 110	
Pentachlorophenol	20	11	54	26- 110	
Phenol	20	8.5	43	14- 112	
2-Chlorophenol	20	12	58	27- 110	
4-Chloro-3-methylphenol	20	12	58	39- 110	
4-Nitrophenol	20	9.7	48	12- 130	

NOTES(S):

* Values outside of QC limits

Spike Recovery: 0 out of 11 outside limits

COMMENTS:

FORM III

SW846 8270C MATRIX SPIKE/MATRIX SPIKE DUPLICATE RECOVERY

Lab Name: TestAmerica Laboratories, Inc. Client: Tetra Tech NUS, Inc

Lab Code: TALCAN SDG No: 8H19109

Matrix Spike ID: LAB MS/MSD

Lot #: A8H200139 WO #: KVFN71AF
BATCH: 8234054

COMPOUND	SPIKE ADDED (ug/L)	SAMPLE CONCENT. (ug/L)	MS CONCENT. (ug/L)	MS % REC	LIMITS REC	QUAL
1,2,4-Trichlorobenzene	38	ND	20	53	25 - 110	
Acenaphthene	38	ND	25	66	36 - 110	
2,4-Dinitrotoluene	38	ND	27	72	46 - 119	
Pyrene	38	ND	25	66	54 - 115	
N-Nitrosodi-n-propylamine	38	ND	27	72	25 - 119	
1,4-Dichlorobenzene	38	ND	22	57	17 - 110	
Pentachlorophenol	38	ND	18	47	23 - 110	
Phenol	38	ND	26	67	16 - 110	
2-Chlorophenol	38	ND	25	65	26 - 110	
4-Chloro-3-methylphenol	38	ND	24	63	33 - 110	
4-Nitrophenol	38	ND	24	64	13 - 127	

NOTES(S):

Column to be used to flag recovery and RPD values with an asterisk
* Values outside of QC limits

RPD: 0 out of 0 outside limits
Spike Recovery: 0 out of 11 outside limits

COMMENTS:

FORM III

SW846 8270C MATRIX SPIKE/MATRIX SPIKE DUPLICATE RECOVERY

Lab Name: TestAmerica Laboratories, Inc. Client: Tetra Tech NUS, Inc

Lab Code: TALCAN SDG No: 8H19109

Matrix Spike ID: LAB MS/MSD

Lot #: A8H200139 WO #: KVFN71AG
BATCH: 8234054

COMPOUND	SPIKE ADDED (ug/L)	MSD CONCENT. (ug/L)	MSD % REC	% RPD		QC LIMITS RPD	QC LIMITS REC	QUAL
1,2,4-Trichlorobenzene	38	15	41	26		30	25 - 110	
Acenaphthene	38	22	58	13		30	36 - 110	
2,4-Dinitrotoluene	38	26	69	4.2		30	46 - 119	
Pyrene	38	24	64	3.4		30	54 - 115	
N-Nitrosodi-n-propylamine	38	25	66	9.6		30	25 - 119	
1,4-Dichlorobenzene	38	16	42	29		30	17 - 110	
Pentachlorophenol	38	17	44	5.6		30	23 - 110	
Phenol	38	23	61	10		30	16 - 110	
2-Chlorophenol	38	22	57	12		30	26 - 110	
4-Chloro-3-methylphenol	38	22	59	6.6		30	33 - 110	
4-Nitrophenol	38	23	61	4.5		30	13 - 127	

NOTES(S):

Column to be used to flag recovery and RPD values with an asterisk
* Values outside of QC limits

RPD: 0 out of 11 outside limits
Spike Recovery: 0 out of 11 outside limits

COMMENTS:

FORM III

SW846 8270C METHOD BLANK SUMMARY

BLANK WORKORDER NO.: KVD361AA

Lab Name: TestAmerica Laboratories, Inc.

Lab Code: TALCAN

SDG Number: 8H19109

Lab File ID: KVD361AA.

Lot Number: A8H190109

Date Analyzed: 08/21/08

Time Analyzed: 09:44

Matrix: WATER

Date Extracted: 08/19/08

GC Column: DB-5.625 ID: .18

Extraction Method: 3510C

Instrument ID: AG2

Level: (low/med) LOW

THIS METHOD BLANK APPLIES TO THE FOLLOWING SAMPLES, LCS, LCSD, MS , MSD:

	CLIENT ID.	SAMPLE WORK ORDER #	LAB FILE ID	DATE ANALYZED	TIME ANALYZED
01	MW-2-081808	KVC5F1AC	KVC5F1AC.	08/21/08	14:25
02	MW-23D-081808	KVC5M1AN	KVC5M1AN.	08/21/08	14:42
03	MW-23I-081808	KVC5N1A1	KVC5N1A1.	08/21/08	15:00
04	DMW-1S-081808	KVC5P1AN	KVC5P1AN.	08/24/08	18:15
05	MW-22I-081808	KVC5Q1AN	KVC5Q1AN.	08/21/08	15:35
06	MW-4-081808	KVC5R1AN	KVC5R1AN.	08/21/08	15:52
07	CHECK SAMPLE	KVD361AC C	KVD361AC.	08/21/08	10:02
08	DUPLICATE CHECK	KVD361AD L	KVD361AD.	08/21/08	10:19
09					
10					
11					
12					
13					
14					
15					
16					
17					
18					
19					
20					
21					
22					
23					
24					
25					
26					
27					
28					
29					
30					

COMMENTS:

FORM IV

METHOD BLANK REPORT

GC/MS Semivolatiles

Client Lot #...: 8H19109 **Work Order #...:** KVD361AA **Matrix.....:** WATER
MB Lot-Sample #: A8H190000-328

Prep Date.....: 08/19/08 **Final Wgt/Vol..:** 2 mL
Analysis Date..: 08/21/08 **Prep Batch #...:** 8232328
Dilution Factor: 1 **Initial Wgt/Vol:** 1000 mL

PARAMETER	RESULT	REPORTING LIMIT	UNITS	METHOD
1,4-Dioxane	ND	1.0	ug/L	SW846 8270C

SURROGATE	PERCENT RECOVERY	RECOVERY LIMITS
Nitrobenzene-d5	62	(27 - 111)
2-Fluorobiphenyl	47	(28 - 110)
Terphenyl-d14	84	(37 - 119)
Phenol-d5	39	(10 - 110)
2-Fluorophenol	52	(10 - 110)
2,4,6-Tribromophenol	49	(22 - 120)

NOTE(S):

Calculations are performed before rounding to avoid round-off errors in calculated results.

SW846 8270C METHOD BLANK SUMMARY

BLANK WORKORDER NO.: KVHGN1AA

Lab Name: TestAmerica Laboratories, Inc.

Lab Code: TALCAN

SDG Number: 8H19109

Lab File ID: KVHGN1AA.

Lot Number: A8H200234

Date Analyzed: 08/24/08

Time Analyzed: 10:04

Matrix: WATER

Date Extracted: 08/21/08

GC Column: DB-5.625 ID: .18

Extraction Method: 3520C

Instrument ID: AG2

Level: (low/med) LOW

THIS METHOD BLANK APPLIES TO THE FOLLOWING SAMPLES, LCS, LCSD, MS , MSD:

	CLIENT ID.	SAMPLE WORK ORDER #	LAB FILE ID	DATE ANALYZED	TIME ANALYZED
01	INTRA-LAB QC	KVFN71AE	KVFN71AE.	08/26/08	17:40
02	LAB MS/MSD	KVFN71AF S	KVFN71AF.	08/26/08	17:57
03	LAB MS/MSD	KVFN71AG D	KVFN71AG.	08/26/08	18:15
04	MSA-MW22D-081908	KVGCK1CM	KVGCK1CM.	08/24/08	17:05
05	MSA-DMW25S-081908	KVGCT1CM	KVGCT1CM.	08/24/08	17:40
06	MSA-DMW25I-081908	KVGCW1CM	KVGCW1CM.	08/24/08	17:57
07	CHECK SAMPLE	KVHGN1AC C	KVHGN1AC.	08/24/08	10:21
08					
09					
10					
11					
12					
13					
14					
15					
16					
17					
18					
19					
20					
21					
22					
23					
24					
25					
26					
27					
28					
29					
30					

COMMENTS:

FORM IV

METHOD BLANK REPORT

GC/MS Semivolatiles

Client Lot #...: 8H19109 **Work Order #...:** KVHGN1AA **Matrix.....:** WATER
MB Lot-Sample #: A8H210000-054

Prep Date.....: 08/21/08 **Final Wgt/Vol..:** 2 mL
Analysis Date..: 08/24/08 **Prep Batch #...:** 8234054
Dilution Factor: 1 **Initial Wgt/Vol:** 1000 mL

PARAMETER	RESULT	REPORTING LIMIT	UNITS	METHOD
1,4-Dioxane	ND	1.0	ug/L	SW846 8270C

SURROGATE	PERCENT RECOVERY	RECOVERY LIMITS
Nitrobenzene-d5	77	(27 - 111)
2-Fluorobiphenyl	67	(28 - 110)
Terphenyl-d14	96	(37 - 119)
Phenol-d5	80	(10 - 110)
2-Fluorophenol	79	(10 - 110)
2,4,6-Tribromophenol	54	(22 - 120)

NOTE(S):

Calculations are performed before rounding to avoid round-off errors in calculated results.

SW846 8270C METHOD BLANK SUMMARY

BLANK WORKORDER NO.: KVJMX1AA

Lab Name: TestAmerica Laboratories, Inc.

Lab Code: TALCAN

SDG Number: 8H19109

Lab File ID: KVJMX1AA.

Lot Number: A8H210130

Date Analyzed: 08/24/08

Time Analyzed: 08:36

Matrix: WATER

Date Extracted: 08/21/08

GC Column: DB-5.625 ID: .18

Extraction Method: 3510C

Instrument ID: AG2

Level: (low/med) LOW

THIS METHOD BLANK APPLIES TO THE FOLLOWING SAMPLES, LCS, LCSD, MS , MSD:

	CLIENT ID.	SAMPLE WORK ORDER #	LAB FILE ID	DATE ANALYZED	TIME ANALYZED
01	DMW-6I-082008	KVHVL1CM	KVHVL1CM.	08/24/08	18:32
02	DMW-17I-082008	KVHV01CM	KVHV01CM.	08/24/08	18:50
03	DMW-6D-082008	KVHV11CM	KVHV11CM.	08/24/08	19:07
04	DMW-17S-082008	KVHV21CM	KVHV21CM.	08/24/08	19:25
05	CHECK SAMPLE	KVJMX1AC C	KVJMX1AC.	08/24/08	08:54
06	DUPLICATE CHECK	KVJMX1AD L	KVJMX1AD.	08/24/08	09:11
07					
08					
09					
10					
11					
12					
13					
14					
15					
16					
17					
18					
19					
20					
21					
22					
23					
24					
25					
26					
27					
28					
29					
30					

COMMENTS:

FORM IV

METHOD BLANK REPORT

GC/MS Semivolatiles

Client Lot #...: 8H19109 **Work Order #...:** KVJMX1AA **Matrix.....:** WATER
MB Lot-Sample #: A8H210000-318

Prep Date.....: 08/21/08 **Final Wgt/Vol..:** 2 mL
Analysis Date..: 08/24/08 **Prep Batch #...:** 8234318
Dilution Factor: 1 **Initial Wgt/Vol:** 1000 mL

PARAMETER	RESULT	REPORTING LIMIT	UNITS	METHOD
1,4-Dioxane	ND	1.0	ug/L	SW846 8270C

SURROGATE	PERCENT RECOVERY	RECOVERY LIMITS
Nitrobenzene-d5	60	(27 - 111)
2-Fluorobiphenyl	48	(28 - 110)
Terphenyl-d14	80	(37 - 119)
Phenol-d5	36	(10 - 110)
2-Fluorophenol	48	(10 - 110)
2,4,6-Tribromophenol	48	(22 - 120)

NOTE(S):

Calculations are performed before rounding to avoid round-off errors in calculated results.

8B

SEMIVOLATILE INTERNAL STANDARD AREA AND RT SUMMARY

Lab Name: NORTH CANTON Contract:

Lab Code: TACAN Case No.: SAS No.: SDG No.: 8H19109

Lab File ID (Standard): 2SMH0821 Date Analyzed: 08/21/08

Instrument ID: A4AG2 Time Analyzed: 0909

		IS1(DCB) AREA #	RT #	IS2(NPT) AREA #	RT #	IS3(ANT) AREA #	RT #
	12 HOUR STD	389869	3.54	1572496	4.44	839163	5.70
	UPPER LIMIT	779738	4.04	3144992	4.94	1678326	6.20
	LOWER LIMIT	194935	3.04	786248	3.94	419582	5.20
	EPA SAMPLE NO.						
01	KVD36BLK	374182	3.54	1552712	4.44	833597	5.70
02	KVD36CHK	384513	3.54	1569715	4.44	846338	5.70
03	KVD36CKDUP	355699	3.54	1455755	4.44	792337	5.70
04	MW-2-081808	316531	3.54	1346127	4.44	774522	5.70
05	MW-23D-08180	387587	3.54	1629545	4.44	894624	5.70
06	MW-23I-08180	352983	3.54	1493906	4.44	859137	5.70
07	DMW-1S-08180	318607	3.54	1347011	4.44	777398	5.70
08	MW-22I-08180	323014	3.54	1406383	4.44	791974	5.70
09	MW-4-081808	325113	3.54	1369873	4.44	765638	5.70
10							
11							
12							
13							
14							
15							
16							
17							
18							
19							
20							
21							
22							

IS1 (DCB) = 1,4-Dichlorobenzene-d4
IS2 (NPT) = Naphthalene-d8
IS3 (ANT) = Acenaphthene-d10

AREA UPPER LIMIT = +100% of internal standard area
AREA LOWER LIMIT = - 50% of internal standard area
RT UPPER LIMIT = + 0.50 minutes of internal standard RT
RT LOWER LIMIT = - 0.50 minutes of internal standard RT

Column used to flag internal standard area values with an asterisk.
* Values outside of QC limits.

8C

SEMIVOLATILE INTERNAL STANDARD AREA AND RT SUMMARY

Lab Name: NORTH CANTON Contract:

Lab Code: TACAN Case No.: SAS No.: SDG No.: 8H19109

Lab File ID (Standard): 2SMH0821 Date Analyzed: 08/21/08

Instrument ID: A4AG2 Time Analyzed: 0909

		IS4(PHN) AREA #	RT #	IS5(CRY) AREA #	RT #	IS6(PRY) AREA #	RT #
	12 HOUR STD	1351877	6.79	1251794	8.75	953266	10.17
	UPPER LIMIT	2703754	7.29	2503588	9.25	1906532	10.67
	LOWER LIMIT	675939	6.29	625897	8.25	476633	9.67
	EPA SAMPLE NO.						
01	KVD36BLK	1295725	6.78	1216599	8.74	992229	10.16
02	KVD36CHK	1356638	6.79	1335877	8.74	1058178	10.16
03	KVD36CKDUP	1289222	6.78	1267992	8.74	987392	10.17
04	MW-2-081808	1344136	6.79	1291222	8.75	1065485	10.18
05	MW-23D-08180	1461889	6.79	1420804	8.74	1161205	10.18
06	MW-23I-08180	1433905	6.79	1335454	8.74	1124624	10.17
07	DMW-1S-08180	1322057	6.79	1236133	8.74	1043877	10.18
08	MW-22I-08180	1325797	6.79	1267023	8.74	1026471	10.17
09	MW-4-081808	1290019	6.79	1220341	8.74	1009126	10.18
10							
11							
12							
13							
14							
15							
16							
17							
18							
19							
20							
21							
22							

IS4 (PHN) = Phenanthrene-d10
IS5 (CRY) = Chrysene-d12
IS6 (PRY) = Perylene-d12

AREA UPPER LIMIT = +100% of internal standard area
AREA LOWER LIMIT = - 50% of internal standard area
RT UPPER LIMIT = + 0.50 minutes of internal standard RT
RT LOWER LIMIT = - 0.50 minutes of internal standard RT

Column used to flag internal standard area values with an asterisk.
* Values outside of QC limits.

8B

SEMIVOLATILE INTERNAL STANDARD AREA AND RT SUMMARY

Lab Name: NORTH CANTON Contract:

Lab Code: TACAN Case No.: SAS No.: SDG No.: 8H19109

Lab File ID (Standard): 2SMH0824 Date Analyzed: 08/24/08

Instrument ID: A4AG2 Time Analyzed: 0819

		IS1(DCB) AREA #	RT #	IS2(NPT) AREA #	RT #	IS3(ANT) AREA #	RT #
	12 HOUR STD	367273	3.51	1502220	4.40	793211	5.66
	UPPER LIMIT	734546	4.01	3004440	4.90	1586422	6.16
	LOWER LIMIT	183637	3.01	751110	3.90	396606	5.16
	EPA SAMPLE NO.						
01	KVJMXBLK	386568	3.50	1643664	4.40	897922	5.66
02	KVJMXCHK	357695	3.50	1482789	4.40	818262	5.66
03	KVJMXCKDUP	360470	3.50	1566241	4.40	868330	5.66
04	KVHGNBLK	242789	3.50	1081307	4.40	595292	5.66
05	KVHGNCHK	320530	3.50	1399178	4.40	785420	5.66
06	MSA-MW22D-08	408728	3.50	1740123	4.40	976394	5.67
07	MSA-DMW25S-0	397059	3.50	1644187	4.40	948714	5.67
08	MSA-DMW25I-0	384999	3.50	1625141	4.40	905742	5.67
09	DMW-1S-08180	383480	3.50	1685039	4.40	947766	5.67
10	DMW-6I-08200	397393	3.50	1740093	4.40	995082	5.67
11	DMW-17I-0820	380060	3.50	1562424	4.40	865776	5.67
12	DMW-6D-08200	404235	3.50	1633735	4.40	898062	5.67
13	DMW-17S-0820	374583	3.50	1631789	4.40	943304	5.67
14							
15							
16							
17							
18							
19							
20							
21							
22							

IS1 (DCB) = 1,4-Dichlorobenzene-d4
IS2 (NPT) = Naphthalene-d8
IS3 (ANT) = Acenaphthene-d10

AREA UPPER LIMIT = +100% of internal standard area
AREA LOWER LIMIT = - 50% of internal standard area
RT UPPER LIMIT = + 0.50 minutes of internal standard RT
RT LOWER LIMIT = - 0.50 minutes of internal standard RT

Column used to flag internal standard area values with an asterisk.
* Values outside of QC limits.

8C

SEMIVOLATILE INTERNAL STANDARD AREA AND RT SUMMARY

Lab Name: NORTH CANTON Contract:

Lab Code: TACAN Case No.: SAS No.: SDG No.: 8H19109

Lab File ID (Standard): 2SMH0824 Date Analyzed: 08/24/08

Instrument ID: A4AG2 Time Analyzed: 0819

		IS4(PHN) AREA	#	RT	#	IS5(CRY) AREA	#	RT	#	IS6(PRY) AREA	#	RT	#
	12 HOUR STD	1272731		6.75		1222676		8.70		942385		10.10	
	UPPER LIMIT	2545462		7.25		2445352		9.20		1884770		10.60	
	LOWER LIMIT	636366		6.25		611338		8.20		471193		9.60	
	EPA SAMPLE NO.												
01	KVJMXBLK	1468185		6.75		1383707		8.69		1125009		10.09	
02	KVJMXCHK	1338710		6.75		1292577		8.70		1018958		10.09	
03	KVJMXCKDUP	1428344		6.75		1384402		8.69		1107597		10.09	
04	KVHGNBLK	1024135		6.75		987753		8.69		799716		10.09	
05	KVHGNCHK	1308352		6.75		1289359		8.69		1039864		10.09	
06	MSA-MW22D-08	1645768		6.75		1565610		8.70		1231727		10.12	
07	MSA-DMW25S-0	1586596		6.75		1480824		8.71		1168068		10.12	
08	MSA-DMW25I-0	1577496		6.75		1494284		8.71		1166177		10.12	
09	DMW-1S-08180	1576250		6.75		1507411		8.71		1204538		10.12	
10	DMW-6I-08200	1657323		6.75		1553946		8.71		1208637		10.12	
11	DMW-17I-0820	1504838		6.75		1472102		8.71		1144879		10.12	
12	DMW-6D-08200	1543725		6.76		1481407		8.70		1146992		10.12	
13	DMW-17S-0820	1603054		6.75		1529739		8.70		1198650		10.12	
14													
15													
16													
17													
18													
19													
20													
21													
22													

IS4 (PHN) = Phenanthrene-d10
IS5 (CRY) = Chrysene-d12
IS6 (PRY) = Perylene-d12

AREA UPPER LIMIT = +100% of internal standard area
AREA LOWER LIMIT = - 50% of internal standard area
RT UPPER LIMIT = + 0.50 minutes of internal standard RT
RT LOWER LIMIT = - 0.50 minutes of internal standard RT

Column used to flag internal standard area values with an asterisk.
* Values outside of QC limits.

TETRA TECH NUS, INC. **CALCULATION WORKSHEET** PAGE _____ OF _____

CLIENT Lockheed Martin State Airport		JOB NUMBER 01660	
SUBJECT Calc. Check for SDG 8H19109			
BASED ON		DRAWING NUMBER	
BY J. Kaliyak	CHECKED BY	APPROVED BY	DATE 10/17/08

VOC Chlorobenzene Sample - OMW-15-081808

$$\frac{1615477 \times 50}{646525 \times 0.98795 \times 0.175} \cong 722.6 \mu g/l$$

SVOC 1,4-dioxane Sample - MW-23S-081808

$$\frac{45827 \times 2}{352983 \times 0.42729} \times \frac{2000}{1020 \times 0.5} \cong 2.38 \mu g/l$$

Data File: \\cansvr11\dd\chem\MSV\a3ux15.i\C80826A.b\UXC27881.D
Report Date: 27-Aug-2008 08:25

	Compounds	QUANT SIG MASS	RT	EXP RT	REL RT	RESPONSE	CONCENTRATIONS ON-COLUMN (ng)	CONCENTRATIONS FINAL (ug/L)
	24 Methyl tert-butyl ether	73	Compound Not Detected.					
	25 trans-1,2-Dichloroethene	96	Compound Not Detected.					
	26 Hexane	86	Compound Not Detected.					
	27 Vinyl acetate	43	Compound Not Detected.					
	28 1,1-Dichloroethane	63	Compound Not Detected.					
	29 tert-Butyl Alcohol	59	3.609	3.609	(0.647)	11343	56.8145	324.65
	30 2-Butanone	43	Compound Not Detected.					
M	31 1,2-Dichloroethene (total)	96				100150	18.6829	106.76
	32 cis-1,2-dichloroethene	96	4.605	4.605	(0.826)	100150	18.6829	106.76
	33 2,2-Dichloropropane	77	Compound Not Detected.					
	34 Bromochloromethane	128	Compound Not Detected.					
	35 Chloroform	83	Compound Not Detected.					
	36 Tetrahydrofuran	42	Compound Not Detected.					
	37 1,1,1-Trichloroethane	97	Compound Not Detected.					
	38 1,1-Dichloropropene	75	Compound Not Detected.					
	39 Carbon Tetrachloride	117	Compound Not Detected.					
	40 1,2-Dichloroethane	62	Compound Not Detected.					
	41 Benzene	78	Compound Not Detected.					
	42 Trichloroethene	130	5.886	5.886	(1.055)	19118	3.49286	19.959
	43 1,2-Dichloropropane	63	Compound Not Detected.					
	44 1,4-Dioxane	88	Compound Not Detected.					
	45 Dibromomethane	93	Compound Not Detected.					
	46 Bromodichloromethane	83	Compound Not Detected.					
	47 2-Chloroethyl vinyl ether	63	Compound Not Detected.					
	48 cis-1,3-Dichloropropene	75	Compound Not Detected.					
	49 4-Methyl-2-pentanone	43	Compound Not Detected.					
	50 Toluene	91	Compound Not Detected.					
	51 trans-1,3-Dichloropropene	75	Compound Not Detected.					
	52 Ethyl Methacrylate	69	Compound Not Detected.					
	53 1,1,2-Trichloroethane	97	Compound Not Detected.					
	54 1,3-Dichloropropane	76	Compound Not Detected.					
	55 Tetrachloroethene	164	Compound Not Detected.					
	56 2-Hexanone	43	Compound Not Detected.					
	57 Dibromochloromethane	129	Compound Not Detected.					
	58 1,2-Dibromoethane	107	Compound Not Detected.					
	59 Chlorobenzene	112	8.281	8.281	(1.003)	1615477	126.457	722.61
	60 1,1,1,2-Tetrachloroethane	131	Compound Not Detected.					
	61 Ethylbenzene	106	Compound Not Detected.					
	62 m + p-Xylene	106	Compound Not Detected.					
M	63 Xylenes (total)	106	Compound Not Detected.					
	64 Xylene-o	106	Compound Not Detected.					
	65 Styrene	104	Compound Not Detected.					
	66 Bromoform	173	Compound Not Detected.					
	67 Isopropylbenzene	105	Compound Not Detected.					
	68 1,1,2,2-Tetrachloroethane	83	Compound Not Detected.					
	69 1,4-Dichloro-2-butene	53	Compound Not Detected.					
	70 1,2,3-Trichloropropane	110	Compound Not Detected.					
	71 Bromobenzene	156	Compound Not Detected.					
	72 n-Propylbenzene	120	Compound Not Detected.					
	73 2-Chlorotoluene	126	Compound Not Detected.					
	74 1,3,5-Trimethylbenzene	105	Compound Not Detected.					
	75 4-Chlorotoluene	126	Compound Not Detected.					

Data File: \\cansvr11\dd\chem\MSV\a3ux15.i\C80826A.b\UXC27881.D
Report Date: 27-Aug-2008 08:25

TestAmerica North Canton

VOLATILE REPORT SW-846 Method

Data file : \\cansvr11\dd\chem\MSV\a3ux15.i\C80826A.b\UXC27881.D
Lab Smp Id: KVC5P1CM Client Smp ID: DMW-1S-081808
Inj Date : 26-AUG-2008 15:35
Operator : 1754 Inst ID: a3ux15.i
Smp Info : KVC5P1CM,0.175ML/5ML
Misc Info : C80826A,8260LLUX15,,1754
Comment :
Method : \\cansvr11\dd\chem\MSV\a3ux15.i\C80826A.b\8260LLUX15.m
Meth Date : 26-Aug-2008 09:46 Quant Type: ISTD
Cal Date : 12-AUG-2008 12:45 Cal File: UXC27505.D
Als bottle: 12
Dil Factor: 1.00000
Integrator: HP RTE Compound Sublist: 4-8260+IX.sub
Target Version: 4.14
Processing Host: CANSVR11

Concentration Formula: Amt * DF * 1/Vo * CpndVariable

Name	Value	Description
DF	1.000	Dilution Factor
Vo	0.17500	Sample volume
Va	100.000	Injection Volume
Cpnd Variable		Local Compound Variable

	Compounds	QUANT SIG MASS	RT	EXP RT	REL RT	RESPONSE	CONCENTRATIONS ON-COLUMN (ng)	CONCENTRATIONS FINAL (ug/L)
*	1 Fluorobenzene	96	5.577	5.578	(1.000)	921892	50.0000	
*	2 Chlorobenzene-d5	117	8.257	8.258	(1.000)	646535	50.0000	
*	3 1,4-Dichlorobenzene-d4	152	10.487	10.487	(1.000)	289369	50.0000	
$	4 Dibromofluoromethane	113	5.008	5.008	(0.898)	200376	48.1606	275.20
$	5 1,2-Dichloroethane-d4	65	5.293	5.293	(0.949)	285396	51.0089	291.48
$	6 Toluene-d8	98	6.941	6.941	(0.841)	796218	51.8416	296.24
$	7 Bromofluorobenzene	95	9.360	9.360	(1.134)	261578	46.1533	263.73
	8 Dichlorodifluoromethane	85	Compound Not Detected.					
	9 Chloromethane	50	Compound Not Detected.					
	10 Vinyl Chloride	62	1.913	1.913	(0.343)	52636	9.99662	57.124
	11 Bromomethane	94	Compound Not Detected.					
	12 Chloroethane	64	Compound Not Detected.					
	13 Trichlorofluoromethane	101	Compound Not Detected.					
	15 Acrolein	56	Compound Not Detected.					
	16 Acetone	43	3.123	3.123	(0.560)	21365	20.0120	114.35
	17 1,1-Dichloroethene	96	Compound Not Detected.					
	18 Freon-113	151	Compound Not Detected.					
	19 Iodomethane	142	Compound Not Detected.					
	20 Carbon Disulfide	76	Compound Not Detected.					
	21 Methylene Chloride	84	3.490	3.490	(0.626)	27746	1.63574	9.347

Data File: \\cansvr11\dd\chem\MSV\a3ux15.i\C80827A.b\UXC27925.D
Report Date: 27-Aug-2008 09:53

TestAmerica North Canton

CONTINUING CALIBRATION COMPOUNDS

Instrument ID: a3ux15.i Injection Date: 27-AUG-2008 09:39
Lab File ID: UXC27925.D Init. Cal. Date(s): 05-MAY-2008 13-AUG-2008
Analysis Type: WATER Init. Cal. Times: 18:34 02:18
Lab Sample ID: 50NG-CC Quant Type: ISTD
Method: \\cansvr11\dd\chem\MSV\a3ux15.i\C80827A.b\8260LLUX15.m

COMPOUND	RRF / AMOUNT	RF50	CCAL RRF50	MIN RRF	%D / %DRIFT	MAX %D / %DRIFT	CURVE TYPE
48 cis-1,3-Dichloropropene	0.38987	0.36966	0.36966	0.010	5.18443	50.00000	Averaged
49 4-Methyl-2-pentanone	0.20112	0.21349	0.21349	0.010	-6.15371	50.00000	Averaged
50 Toluene	1.52152	1.73141	1.73141	0.010	-13.79492	20.00000	Averaged
51 trans-1,3-Dichloropropene	0.46835	0.46025	0.46025	0.010	1.72965	50.00000	Averaged
52 Ethyl Methacrylate	0.36888	0.40502	0.40502	0.010	-9.79783	50.00000	Averaged
53 1,1,2-Trichloroethane	0.27697	0.31524	0.31524	0.010	-13.81717	50.00000	Averaged
54 1,3-Dichloropropane	0.48975	0.57955	0.57955	0.010	-18.33525	50.00000	Averaged
55 Tetrachloroethene	0.32096	0.31438	0.31438	0.010	2.05053	50.00000	Averaged
56 2-Hexanone	0.17612	0.20717	0.20717	0.010	-17.63144	50.00000	Averaged
57 Dibromochloromethane	0.32809	0.29559	0.29559	0.010	9.90501	50.00000	Averaged
58 1,2-Dibromoethane	0.28150	0.32220	0.32220	0.010	-14.45724	50.00000	Averaged
59 Chlorobenzene	0.98795	1.07536	1.07536	0.300	-8.84787	50.00000	Averaged
60 1,1,1,2-Tetrachloroethane	0.36888	0.35913	0.35913	0.010	2.64192	50.00000	Averaged
61 Ethylbenzene	0.56114	0.61176	0.61176	0.010	-9.02207	20.00000	Averaged
62 m + p-Xylene	0.69420	0.76905	0.76905	0.010	-10.78215	50.00000	Averaged
M 63 Xylenes (total)	0.69261	0.76708	0.76708	0.010	-10.75275	50.00000	Averaged
64 Xylene-o	0.68942	0.76315	0.76315	0.010	-10.69324	50.00000	Averaged
65 Styrene	1.10063	1.19749	1.19749	0.010	-8.80056	50.00000	Averaged
66 Bromoform	0.21992	0.15870	0.15870	0.100	27.83477	50.00000	Averaged
67 Isopropylbenzene	1.51198	1.65643	1.65643	0.010	-9.55402	50.00000	Averaged
68 1,1,2,2-Tetrachloroethane	0.67322	0.82654	0.82654	0.300	-22.77407	50.00000	Averaged
69 1,4-Dichloro-2-butene	50.00000	28.21287	0.07740	0.010	43.57427	0.000e+000	Quadratic
70 1,2,3-Trichloropropane	0.20474	0.24918	0.24918	0.010	-21.70254	50.00000	Averaged
71 Bromobenzene	0.81064	0.80073	0.80073	0.010	1.22288	50.00000	Averaged
72 n-Propylbenzene	0.92294	1.00589	1.00589	0.010	-8.98742	50.00000	Averaged
73 2-Chlorotoluene	0.80300	0.83577	0.83577	0.010	-4.07994	50.00000	Averaged
74 1,3,5-Trimethylbenzene	2.70465	3.01317	3.01317	0.010	-11.40668	50.00000	Averaged
75 4-Chlorotoluene	0.77915	0.80297	0.80297	0.010	-3.05671	50.00000	Averaged
76 tert-Butylbenzene	2.40718	2.87932	2.87932	0.010	-19.61353	50.00000	Averaged
77 1,2,4-Trimethylbenzene	2.71471	3.03323	3.03323	0.010	-11.73293	50.00000	Averaged
78 sec-Butylbenzene	3.40646	3.82664	3.82664	0.010	-12.33469	50.00000	Averaged
79 4-Isopropyltoluene	2.85227	3.13355	3.13355	0.010	-9.86187	50.00000	Averaged
80 1,3-Dichlorobenzene	1.53163	1.58160	1.58160	0.010	-3.26226	50.00000	Averaged
81 1,4-Dichlorobenzene	1.54857	1.58500	1.58500	0.010	-2.35240	50.00000	Averaged
82 n-Butylbenzene	2.44325	2.89156	2.89156	0.010	-18.34875	50.00000	Averaged
83 1,2-Dichlorobenzene	1.44160	1.49049	1.49049	0.010	-3.39139	50.00000	Averaged
84 1,2-Dibromo-3-chloropropane	0.13083	0.10545	0.10545	0.010	19.39851	50.00000	Averaged
85 1,2,4-Trichlorobenzene	1.05537	0.86922	0.86922	0.010	17.63868	50.00000	Averaged
86 Hexachlorobutadiene	0.48379	0.37697	0.37697	0.010	22.07929	50.00000	Averaged
87 Naphthalene	2.37944	1.99086	1.99086	0.010	16.33065	50.00000	Averaged
88 1,2,3-Trichlorobenzene	1.00735	0.73769	0.73769	0.010	26.76970	50.00000	Averaged
98 Cyclohexane	0.48068	0.51549	0.51549	0.010	-7.24167	50.00000	Averaged
143 Methyl Acetate	0.15197	0.18250	0.18250	0.010	-20.08276	50.00000	Averaged

TestAmerica North Canton

Semivolatile REPORT SW-846 Method 8270

Data file : \\cansvr11\dd\chem\MSS\a4ag2.i\80821A.b\KVC5N1A1.D
Lab Smp Id: KVC5N1A1 Client Smp ID: MW-23I-081808
Inj Date : 21-AUG-2008 15:00
Operator : 046900 Inst ID: a4ag2.i
Smp Info : KVC5N1A1,80821A.b,8270-625,14D.SUB
Misc Info :
Comment :
Method : \\cansvr11\dd\chem\MSS\a4ag2.i\80821A.b\8270-625.m
Meth Date : 22-Aug-2008 08:01 hulat Quant Type: ISTD
Cal Date : 19-AUG-2008 21:56 Cal File: 2TL0819.D
Als bottle: 22
Dil Factor: 1.00000
Integrator: HP RTE Compound Sublist: 14D.SUB
Target Version: 4.14
Processing Host: CANPMSSV04

Concentration Formula: Amt * DF * Uf * Vt/(Vo * Vi) * CpndVariable

Name	Value	Description
DF	1.000	Dilution Factor
Uf	1.000	ng unit correction factor
Vt	2000.000	Volume of final extract (uL)
Vo	1020.000	Volume of sample extracted (mL)
Vi	0.50000	Volume injected (uL)
Cpnd Variable		Local Compound Variable

Compounds	QUANT SIG MASS	RT	EXP RT	REL RT	RESPONSE	CONCENTRATIONS ON-COLUMN (NG)	CONCENTRATIONS FINAL (ug/L)	
* 1 1,4-Dichlorobenzene-d4	152	3.542	3.542	(1.000)	352983	2.00000		(Q)
* 2 Naphthalene-d8	136	4.436	4.436	(1.000)	1493906	2.00000		
* 3 Acenaphthene-d10	164	5.701	5.701	(1.000)	859137	2.00000		
* 4 Phenanthrene-d10	188	6.789	6.789	(1.000)	1433905	2.00000		
* 5 Chrysene-d12	240	8.742	8.748	(1.000)	1335454	2.00000		
* 6 Perylene-d12	264	10.171	10.171	(1.000)	1124624	2.00000		
198 1,4-Dioxane	88	1.736	1.754	(0.490)	45827	0.60767	2.3830	
$ 154 Nitrobenzene-d5	82	3.919	3.924	(0.883)	609415	2.55648	10.025	
$ 155 2-Fluorobiphenyl	172	5.195	5.195	(0.911)	1255760	2.40594	9.4351	
$ 156 Terphenyl-d14	244	7.930	7.930	(0.907)	1509854	3.08125	12.083	
$ 157 Phenol-d5	99	3.248	3.248	(0.917)	503685	1.93168	7.5752	
$ 158 2-Fluorophenol	112	2.672	2.672	(0.754)	594138	2.98438	11.703	
$ 159 2,4,6-Tribromophenol	330	6.277	6.271	(1.101)	192295	3.48369	13.662	

QC Flag Legend

Q - Qualifier signal failed the ratio test.

TestAmerica North Canton

okmw 8/22/08

CONTINUING CALIBRATION COMPOUNDS

Instrument ID: a4ag2.i Injection Date: 21-AUG-2008 09:09
Lab File ID: 2SMH0821.D Init. Cal. Date(s): 19-AUG-2008 19-AUG-2008
Analysis Type: Init. Cal. Times: 14:24 21:56
Lab Sample ID: L6 Quant Type: ISTD
Method: \\cansvr11\dd\chem\MSS\a4ag2.i\80821A.b\8270-625.m

COMPOUND	RRF / AMOUNT	RF5	CCAL RRF5	MIN RRF	%D / %DRIFT	MAX %D / %DRIFT	CURVE TYPE
198 1,4-Dioxane	0.42729	0.46839	0.46839	0.010	-9.61756	50.00000	Averaged
9 Pyridine	1.16307	1.25066	1.25066	0.010	-7.53092	50.00000	Averaged
10 N-Nitrosodimethylamine	0.68002	0.74419	0.74419	0.010	-9.43687	50.00000	Averaged
12 3-Chloropropionitrile	0.52101	0.52849	0.52849	0.010	-1.43525	50.00000	Averaged
209 Benzaldehyde	0.71645	0.73409	0.73409	0.010	-2.46212	50.00000	Averaged
21 Aniline	1.87732	1.93467	1.93467	0.010	-3.05528	50.00000	Averaged
22 Phenol	1.59608	1.68204	1.68204	0.010	-5.38524	20.00000	Averaged
23 bis(2-Chloroethyl)ether	1.22452	1.19292	1.19292	0.010	2.58022	50.00000	Averaged
24 2-Chlorophenol	1.39140	1.45442	1.45442	0.010	-4.52867	50.00000	Averaged
26 1,3-Dichlorobenzene	1.34834	1.33401	1.33401	0.010	1.06304	50.00000	Averaged
27 1,4-Dichlorobenzene	1.32427	1.31459	1.31459	0.010	0.73100	20.00000	Averaged
28 1,2-Dichlorobenzene	1.30717	1.29938	1.29938	0.010	0.59591	50.00000	Averaged
29 Benzyl Alcohol	0.83492	0.82380	0.82380	0.010	1.33189	50.00000	Averaged
30 2-Methylphenol	1.24741	1.21724	1.21724	0.010	2.41893	50.00000	Averaged
31 bis(2-Chloroisopropyl)ether	1.08188	1.06428	1.06428	0.010	1.62757	50.00000	Averaged
37 Acetophenone	1.69226	1.71206	1.71206	0.010	-1.17013	50.00000	Averaged
32 N-Nitroso-di-n-propylamine	0.94510	0.97387	0.97387	0.050	-3.04454	50.00000	Averaged
192 4-Methylphenol	1.31120	1.31854	1.31854	0.010	-0.55980	50.00000	Averaged
34 Hexachloroethane	0.49482	0.51097	0.51097	0.010	-3.26269	50.00000	Averaged
35 Nitrobenzene	0.31649	0.33763	0.33763	0.010	-6.67845	50.00000	Averaged
41 Isophorone	0.56288	0.57326	0.57326	0.010	-1.84351	50.00000	Averaged
42 2-Nitrophenol	5.00000	5.02554	0.19903	0.010	-0.51076	0.000e+000	Quadratic
43 2,4-Dimethylphenol	0.35816	0.36529	0.36529	0.010	-1.99092	50.00000	Averaged
44 bis(2-Chloroethoxy)methane	0.34015	0.33786	0.33786	0.010	0.67386	50.00000	Averaged
46 2,4-Toluenediamene	5.00000	8.05128	0.22193	0.010	-61.02555	0.000e+000	Quadratic
47 1,3,5-Trichlorobenzene	0.28622	0.27198	0.27198	0.010	4.97692	50.00000	Averaged
48 2,4-Dichlorophenol	0.27451	0.27218	0.27218	0.010	0.84685	20.00000	Averaged
49 Benzoic Acid	10.00000	8.71575	0.20531	0.010	12.84247	0.000e+000	Quadratic
50 1,2,4-Trichlorobenzene	0.27688	0.26212	0.26212	0.010	5.33335	50.00000	Averaged
51 Naphthalene	0.95774	1.01933	1.01933	0.010	-6.43054	50.00000	Averaged
52 4-Chloroaniline	0.41517	0.42086	0.42086	0.010	-1.37156	50.00000	Averaged
56 Hexachlorobutadiene	0.14943	0.13796	0.13796	0.010	7.67612	20.00000	Averaged
210 Caprolactam	0.10648	0.10585	0.10585	0.010	0.59069	50.00000	Averaged
57 1,2,3-Trichlorobenzene	0.25779	0.23995	0.23995	0.010	6.91728	50.00000	Averaged
59 4-Chloro-3-Methylphenol	0.31273	0.30513	0.30513	0.010	2.43131	20.00000	Averaged
62 2-Methylnaphthalene	0.59314	0.59543	0.59543	0.010	-0.38693	50.00000	Averaged
63 1-Methylnaphthalene	0.65283	0.64626	0.64626	0.010	1.00593	50.00000	Averaged
64 Hexachlorocyclopentadiene	5.00000	4.74539	0.28343	0.050	5.09216	0.000e+000	Quadratic
66 2,4,6-Trichlorophenol	0.34074	0.34569	0.34569	0.010	-1.45196	20.00000	Averaged
67 2,4,5-Trichlorophenol	0.37004	0.38289	0.38289	0.010	-3.47381	50.00000	Averaged
211 1,1'-Biphenyl	1.44212	1.52910	1.52910	0.010	-6.03127	50.00000	Averaged
68 1,2,3,5-Tetrachlorobenzene	0.50936	0.48105	0.48105	0.010	5.55771	50.00000	Averaged

Tetra Tech NUS **INTERNAL CORRESPONDENCE**

TO: **A. APANAVAGE** **DATE: OCTOBER 29, 2008**

FROM: **TERRI L. SOLOMON** **COPIES:** **DV FILE**

SUBJECT: **INORGANIC DATA VALIDATION – TOTAL AND DISSOLVED TAL METALS, HEXAVALENT CHROMIUM**
MARTIN STATE AIRPORT
SAMPLE DELIVERY GROUP (SDG) – 8H19109

SAMPLES: 13/Aqueous/

DMW-17I-082008	DMW-17S-082008	DMW-1S-081808
DMW-6D-082008	DMW-6I-082008	MSA-DMW25I-081908
MSA-DMW25S-081908	MSA-MW22D-081908	MW-2-081808
MW-22I-081808	MW-23D-081808	MW-23I-081808
MW-4-081808		

Overview

The sample set for Martin State Airport, SDG 8H19109, consists of thirteen (13) aqueous environmental samples. No field duplicate pairs were included within this SDG.

All samples were analyzed for total and dissolved (-F) select Target Analyte List (TAL) metals including antimony, arsenic, barium, beryllium, cadmium, chromium, cobalt, copper, iron, lead, manganese, mercury, molybdenum, nickel, selenium, silver, thallium, vanadium and zinc. The samples were also analyzed for hexavalent chromium. The samples were collected by Tetra Tech NUS on August 18, 19 and 20, 2008 and analyzed by Test America – North Canton. Metals analyses were conducted using SW-846 method 6020. Mercury analyses were conducted using SW-846 method 7470A. Hexavalent chromium analyses were conducted using SW-846 method 7196A.

The findings offered in this report are based upon a general review of all available data. The data review was based on data completeness, holding times, initial and continuing calibration verification results, laboratory method / preparation blank results, ICP interference results, laboratory control sample recoveries, matrix spike recoveries, laboratory duplicate results, ICP serial dilution results, detection limits and analyte quantitation.

Areas of concern with respect to data quality are listed below.

Major Problems – None.

- The matrix spike percent recovery for hexavalent chromium was < 30% quality control limit and the matrix spike duplicate percent recovery was < 75% for sample MSA-MW22D-081908 (batch 8233371). The positive results reported for hexavalent chromium were qualified as biased low, "L" for samples MSA-MW22D-081908, MSA-DMW25I-081908 and MSA-DMW25S-081908.

Minor Problems

- The contract required detection limit (CRDL) percent recoveries for mercury were < 120% quality control limit affecting samples MW-2-081808, MW-2-081808-F, DMW-1S-081808, DMW-1S-081808-F, MW-23D-081808, MW-23D-081808-F, MW-4-081808, MW-4-081808-F, MW-22I-081808, MW-22I-081808-F, MW-23I-081808, MW-23I-081808-F, MSA-DMW25S-081908 and MSA-DMW25S-081908 . Positive results < 2X CRDL reported for mercury were qualified as biased high, "K".

- The CRDL percent recoveries for copper and nickel were > 110% quality control limit affecting all samples. The positive results < 2X CRDL reported for copper and nickel were qualified as biased high, "K".

- The CRDL percent recovery for thallium was > 110% quality control limit affecting samples DMW-6I-082008, DMW-6I-082008-F, DMW-17I-082008, DMW-17I-082008-F, DMW-6D-082008, DMW-6D-082008-F, DMW-17S-082008, DMW-17S-082008-F, MSA-MW22D-081908, MSA-MW22D-081908-F, MSA-DMW25S-081908, MSA-DMW25S-081908-F, MSA-DMW25I-081908 and MSA-DMW25I-081908-F. The positive results < 2X CRDL reported for thallium were qualified as biased high, "K".

- The CRDL percent recovery for selenium was < 90% quality control limit affecting samples MW-2-081808, MW-2-081808-F, DMW-1S-081808, DMW-1S-081808-F, MW-23D-081808, MW-23D-081808-F, MW-4-081808, MW-4-081808-F, MW-22I-081808, MW-22I-081808-F, MW-23I-081808 and MW-23I-081808-F. The positive results < 2X CRDL and the nondetected results reported for selenium were qualified as biased low, "L" and "UL", respectively.

- The following contaminants were detected in the laboratory method/preparation blanks at the following maximum concentrations:

Analyte	Maximum Concentration	Action Level
Antimony[2]	0.063 ug/L	0.315 ug/L
Barium[3]	1.1 ug/L	5.5 ug/L
Barium[4]	0.95 ug/L	4.75 ug/L
Cadmium[1]	0.01 ug/L	0.05 ug/L
Cadmium[2]	0.031 ug/L	0.155 ug/L
Chromium[3]	0.19 ug/L	0.95 ug/L
Chromium[4]	0.30 ug/L	1.5 ug/L
Cobalt[1]	0.014 ug/L	0.07 ug/L
Cobalt[2]	0.015 ug/L	0.075 ug/L
Copper[3]	0.71 ug/L	3.55 ug/L
Copper[4]	0.55 ug/L	2.75 ug/L
Iron[3]	11.3 ug/L	56.5 ug/L
Iron[4]	14.9 ug/L	74.5 ug/L
Lead[3]	0.10 ug/L	0.5 ug/L
Lead[4]	0.075 ug/L	0.375 ug/L
Molybdenum[2]	0.52 ug/L	2.6 ug/L

Manganese[3]	0.70 ug/L	3.5 ug/L
Manganese[4]	0.54 ug/L	2.7 ug/L
Nickel[3]	0.13 ug/L	0.65 ug/L
Nickel[4]	0.095 ug/L	0.475 ug/L
Silver[1]	0.012 ug/L	0.06 ug/L
Silver[2]	0.01 ug/L	0.05 ug/L
Thallium[2]	0.43 ug/L	2.15 ug/L
Zinc[3]	6.5 ug/L	32.5 ug/L
Zinc[4]	5.5 ug/L	27.5 ug/L

(1) Maximum concentration affecting samples DMW-6I-082008, DMW-6I-082008-F, DMW-6D-082008, DMW-6D-082008-F, DMW-17S-082008, DMW-17S-082008-F, MSA-MW22D-081908, MSA-MW22D-081908-F, MSA-DMW25S-081908, MSA-DMW25S-081908-F, MSA-DMW25I-081908 and MSA-DMW25I-081908-F.

(2) Maximum concentration affecting samples DMW-17I-082008 and DMW-17I-082008-F only.

(3) Maximum concentration present in a preparation blank affecting samples MSA-MW22D-081908, MSA-MW22D-081908-F, MSA-DMW25S-081908, MSA-DMW25S-081908-F, MSA-DMW25I-081908 and MSA-DMW25I-081908-F.

(4) Maximum concentration present in a preparation blank affecting samples DMW-6I-082008, DMW-6I-082008-F, DMW-6D-082008, DMW-6D-082008-F, DMW-17S-082008, DMW-17S-082008-F, DMW-17I-082008 and DMW-17I-082008-F only.

Analyte	Maximum Concentration	Action Level
Antimony	0.077 ug/L	0.385 ug/L
Barium	0.15 ug/L	0.75 ug/L
Cadmium	0.12 ug/L	0.6 ug/L
Chromium	0.086 ug/L	0.43 ug/L
Cobalt	0.087 ug/L	0.435 ug/L
Iron	27.6 ug/L	138 ug/L
Lead	0.12 ug/L	0.6 ug/L
Molybdenum	0.31 ug/L	1.55 ug/L
Manganese	0.059 ug/L	0.295 ug/L
Nickel	0.11 ug/L	0.55 ug/L
Silver	0.085 ug/L	0.425 ug/L
Thallium	0.67 ug/L	3.35 ug/L
Zinc[1]	1.3 ug/L	6.5 ug/L

Affects samples MW-2-081808, MW-2-081808-F, DMW-1S-081808, DMW-1S-081808-F, MW-23D-081808, MW-23D-081808-F, MW-4-081808, MW-4-081808-F, MW-22I-081808, MW-22I-081808-F, MW-23I-081808 and MW-23I-081808-F.

(1) Maximum concentration present in a preparation blank.

An action level of 5X the maximum contaminant level has been used to evaluate sample data for blank contamination. Sample aliquot and dilution factors, if applicable, were taken into consideration when evaluating for blank contamination. Positive results less than the blank action level reported for antimony, cadmium, chromium, copper, lead, molybdenum, nickel, silver, thallium and zinc were qualified "B" as a result of laboratory blank contamination.

- The interfering analyte iron was present in sample DMW-17I-082008-F at a concentration comparable to the concentration of iron in the interference check sample (ICS) solution. Several analytes namely, barium, cadmium, chromium, cobalt, copper, lead, manganese, molybdenum, nickel, silver and zinc were present in the ICS solution at a concentration that exceeded the absolute value of the instrument detection limit (IDL). Interference effects exist for lead, cadmium, chromium, copper, molybdenum and zinc in the affected sample. The nondetected result reported for cadmium was qualified as biased low, "UL", No validation actions were warranted for lead, chromium, copper, molybdenum and zinc as the results were qualified for blank contamination.

- The interfering analyte iron was present in sample DMW-17S-082008 at a concentration comparable to the concentration of iron in the interference check sample (ICS) solution. Several analytes namely, arsenic, barium, cadmium, chromium, cobalt, copper, lead, manganese, molybdenum, nickel, silver and zinc were present in the ICS solution at a concentration that exceeded the absolute value of the instrument detection limit (IDL). Interference effects exist for cadmium, chromium, copper, lead, molybdenum and nickel in the affected sample. The positive results reported for molybdenum and nickel were qualified as biased high, "K". The nondetected result reported for cadmium was qualified as biased low, "UL". The positive result reported for chromium was qualified as estimated, "J", as a result of conflicting noncompliances. No validation actions were warranted for copper and lead as the results were qualified for blank contamination.

- The interfering analyte iron was present in sample DMW-17S-082008-F at a concentration comparable to the concentration of iron in the interference check sample (ICS) solution. Several analytes namely, arsenic, barium, cadmium, chromium, cobalt, copper, lead, manganese, molybdenum, nickel, silver and zinc were present in the ICS solution at a concentration that exceeded the absolute value of the instrument detection limit (IDL). Interference effects exist for cadmium, chromium, copper, lead, molybdenum, nickel and zinc in the affected sample. The positive result reported for molybdenum was qualified as biased high, "K". The nondetected result reported for cadmium was qualified as biased low, "UL". No validation actions were warranted for chromium, copper, lead, nickel and zinc as the results were qualified for blank contamination.

- The interfering analyte iron was present in sample DMW-1S-081808 at a concentration comparable to the concentration of iron in the interference check sample (ICS) solution. Several analytes namely, antimony, barium, beryllium, cadmium, chromium, cobalt, copper, lead, manganese, molybdenum, nickel, thallium and zinc were present in the ICS solution at a concentration that exceeded the absolute value of the instrument detection limit (IDL). Interference effects exist for antimony, beryllium, cadmium, chromium, molybdenum and nickel in the affected sample. The positive results reported for antimony and nickel were qualified as biased high, "K". The nondetected result reported for beryllium was qualified as biased low, "UL". The positive result reported for chromium was qualified as estimated, "J", as a result of conflicting noncompliances. No validation actions were warranted for cadmium and molybdenum as the results were qualified for blank contamination.

- The interfering analyte iron was present in sample DMW-1S-081808-F at a concentration comparable to the concentration of iron in the interference check sample (ICS) solution. Several analytes namely, antimony, barium, beryllium, cadmium, chromium, cobalt, copper, lead, manganese, molybdenum, nickel, thallium and zinc were present in the ICS solution at a concentration that exceeded the absolute value of the instrument detection limit (IDL). Interference effects exist for antimony, beryllium, cadmium, chromium, copper, lead, molybdenum, nickel and thallium in the affected sample. The positive results reported for chromium, copper and nickel were qualified as biased high, "K". The nondetected results reported for beryllium and cadmium were qualified as biased low, "UL". No validation actions

were warranted for antimony, lead, molybdenum and thallium as the results were qualified for blank contamination.

- The interfering analyte iron was present in samples DMW-6I-082008 and DMW-6I-082008-F at a concentration comparable to the concentration iron in the interference check sample (ICS) solution. Several analytes namely, arsenic, barium, cadmium, chromium, cobalt, copper, lead, manganese, molybdenum, nickel, silver and zinc were present in the ICS solution at a concentration that exceeded the absolute value of the instrument detection limit (IDL). Interference effects exist for molybdenum in the affected samples. The positive results reported for molybdenum were qualified as biased high, "K".

- The interfering analyte iron was present in sample MSA-DMW25I-081908 at a concentration comparable to the concentration iron in the interference check sample (ICS) solution. Several analytes namely, arsenic, barium, cadmium, chromium, cobalt, copper, lead, manganese, molybdenum, nickel, silver and zinc were present in the ICS solution at a concentration that exceeded the absolute value of the instrument detection limit (IDL). Interference effects exist for cadmium, chromium, copper, lead, molybdenum and nickel in the affected sample. The positive results reported for chromium and molybdenum were qualified as biased high, "K". No validation actions were warranted for cadmium, copper, lead and nickel as the results were qualified for blank contamination.

- The interfering analyte iron was present in sample MSA-DMW25I-081908-F at a concentration comparable to the concentration iron in the interference check sample (ICS) solution. Several analytes namely, arsenic, barium, cadmium, chromium, cobalt, copper, lead, manganese, molybdenum, nickel, silver and zinc were present in the ICS solution at a concentration that exceeded the absolute value of the instrument detection limit (IDL). Interference effects exist for cadmium, chromium, copper, lead, molybdenum, nickel and zinc in the affected sample. The positive result reported for molybdenum was qualified as biased high, "K". The nondetected result reported for cadmium was qualified as biased low, "UL". No validation actions were warranted for chromium, copper, lead, nickel and zinc as the results were qualified for blank contamination.

- The interfering analyte iron was present in samples MSA-DMW25S-081908 and MSA-DMW25S-081908 at a concentration comparable to the concentration iron in the interference check sample (ICS) solution. Several analytes namely, arsenic, barium, cadmium, chromium, cobalt, copper, lead, manganese, molybdenum, nickel, silver and zinc were present in the ICS solution at a concentration that exceeded the absolute value of the instrument detection limit (IDL). Interference effects exist for cadmium, chromium, copper, lead, molybdenum and nickel in the affected samples. The positive results reported for chromium, molybdenum and nickel were qualified as biased high, "K". The nondetected results reported for cadmium were qualified as biased low, "UL". No validation actions were warranted for copper and lead as the results were qualified for blank contamination.

- The interfering analyte iron was present in sample MSA-MW22D-081908 at a concentration comparable to the concentration iron in the interference check sample (ICS) solution. Several analytes namely, arsenic, barium, cadmium, chromium, cobalt, copper, lead, manganese, molybdenum, nickel, silver and zinc were present in the ICS solution at a concentration that exceeded the absolute value of the instrument detection limit (IDL). Interference effects exist for cadmium, molybdenum and silver in the affected sample. The positive result reported for molybdenum was qualified as biased high, "K". The positive result reported for cadmium was qualified as biased low, "L". No validation actions were warranted for silver as the result was qualified for blank contamination.

- The interfering analyte iron was present in sample MSA-MW22D-081908-F at a concentration comparable to the concentration iron in the interference check sample (ICS) solution. Several analytes namely, arsenic, barium, cadmium, chromium, cobalt, copper, lead, manganese,

molybdenum, nickel, silver and zinc were present in the ICS solution at a concentration that exceeded the absolute value of the instrument detection limit (IDL). Interference effects exist for arsenic, cadmium, chromium, copper, lead and molybdenum in the affected sample. The positive results reported for arsenic, chromium and molybdenum were qualified as biased high, "K". The nondetected result reported for cadmium was qualified as biased low, "UL". No validation actions were warranted for copper and lead as the results were qualified for blank contamination.

- The interfering analyte iron was present in sample MW-2-081808-F at a concentration comparable to the concentration iron in the interference check sample (ICS) solution. Several analytes namely, antimony, barium, beryllium, cadmium, chromium, cobalt, copper, lead, manganese, molybdenum, nickel, thallium and zinc were present in the ICS solution at a concentration that exceeded the absolute value of the instrument detection limit (IDL). Interference effects exist for molybdenum and thallium in the affected sample. The positive result reported for molybdenum was qualified as biased high, "K". No validation actions were warranted for thallium as the result was qualified for blank contamination.

- The interfering analyte iron was present in sample MW-22I-081808-F at a concentration comparable to the concentration iron in the interference check sample (ICS) solution. Several analytes namely, antimony, barium, beryllium, cadmium, chromium, cobalt, copper, lead, manganese, molybdenum, nickel, thallium and zinc were present in the ICS solution at a concentration that exceeded the absolute value of the instrument detection limit (IDL). Interference effects exist for beryllium, cadmium, chromium and molybdenum in the affected sample. The positive result reported for chromium was qualified as biased high, "K". The nondetected results reported for beryllium and cadmium were qualified as biased low, "UL". No validation actions were warranted for molybdenum as the result was qualified for blank contamination.

- The interfering analyte iron was present in sample MW-23D-081808 at a concentration comparable to the concentration of iron in the interference check sample (ICS) solution. Several analytes namely, antimony, barium, beryllium, cadmium, chromium, cobalt, copper, lead, manganese, molybdenum, nickel, thallium and zinc were present in the ICS solution at a concentration that exceeded the absolute value of the instrument detection limit (IDL). Interference effects exist for cadmium, chromium, lead, molybdenum and thallium in the affected sample. The positive result reported for chromium was qualified as estimated, "J", as a result of conflicting noncompliances. No validation actions were warranted for cadmium, lead, molybdenum and thallium as the results were qualified for blank contamination.

- The interfering analyte iron was present in sample MW-23D-081808-F at a concentration comparable to the concentration of iron in the interference check sample (ICS) solution. Several analytes namely, antimony, barium, beryllium, cadmium, chromium, cobalt, copper, lead, manganese, molybdenum, nickel, thallium and zinc were present in the ICS solution at a concentration that exceeded the absolute value of the instrument detection limit (IDL). Interference effects exist for cadmium, chromium, molybdenum and thallium in the affected sample. The positive result reported for chromium was qualified as biased high, "K". No validation actions were warranted for cadmium, molybdenum and thallium as the results were qualified for blank contamination.

- The interfering analyte iron was present in sample MW-23I-081808 at a concentration comparable to the concentration of iron in the interference check sample (ICS) solution. Several analytes namely, antimony, barium, beryllium, cadmium, chromium, cobalt, copper, lead, manganese, molybdenum, nickel, thallium and zinc were present in the ICS solution at a concentration that exceeded the absolute value of the instrument detection limit (IDL). Interference effects exist for beryllium, cadmium, chromium, copper, lead, molybdenum, nickel, thallium and zinc in the affected sample. The positive result reported for chromium was qualified as estimated, "J", as a result of conflicting noncompliances. The positive results

reported for copper and nickel were qualified as biased high, "K". The nondetected result reported for beryllium was qualified as biased low, "UL". No validation actions were warranted for cadmium, lead, molybdenum, thallium and zinc as the results were qualified for blank contamination.

- The interfering analyte iron was present in sample MW-23I-081808-F at a concentration comparable to the concentration of iron in the interference check sample (ICS) solution. Several analytes namely, antimony, barium, beryllium, cadmium, chromium, cobalt, copper, lead, manganese, molybdenum, nickel, thallium and zinc were present in the ICS solution at a concentration that exceeded the absolute value of the instrument detection limit (IDL). Interference effects exist for beryllium, cadmium, chromium, lead, molybdenum, nickel, thallium and zinc in the affected sample. The positive results reported for chromium and nickel were qualified as biased high, "K". The nondetected result reported for beryllium was qualified as biased low, "UL". No validation actions were warranted for cadmium, lead, molybdenum, thallium and zinc as the results were qualified for blank contamination.

- Laboratory duplicate imprecision (RPD > 20%) was noted for total chromium for sample MW-2-081808. The positive results reported for total chromium for samples MW-2-081808, MW23D-081808, MW-23I-081808, DMW-1S-081808, MW-22I-081808 and MW-4-081808 were qualified as estimated, "J".

- Laboratory duplicate imprecision (RPD > 20%) was noted for total chromium for sample DMW-6I-082008. The positive results reported for total chromium for samples DMW-6I-082008, DMW-17I-082008, DMW-6D-082008 and DMW-17S-082008 were qualified as estimated, "J".

Notes

The nondetected results on the EDD were reported to the reporting limit for the metals analyses. The nondetected results should be reported to the method detection limit (MDL). The results reported on the EDD were amended to the MDL.

The nondetected results on the EDD and the Form Is were reported to the reporting limit for hexavalent chromium.

The CRDL percent recovery for iron was > 110% quality control limit affecting all samples. No validation actions were required as all results were > 2X CRDL.

The CRDL percent recovery for manganese was < 90% quality control limit affecting samples MW-2-081808, MW-2-081808-F, DMW-1S-081808, DMW-1S-081808-F, MW-23D-081808, MW-23D-081808-F, MW-4-081808, MW-4-081808-F, MW-22I-081808, MW-22I-081808-F, MW-23I-081808 and MW-23I-081808-F. No validation actions were required as all results were > 2X CRDL.

The interfering analyte iron was present in sample DMW-17I-082008 at a concentration comparable to the concentration of iron in the interference check sample (ICS) solution. Several analytes namely, barium, cadmium, chromium cobalt, copper, lead manganese, molybdenum, nickel, silver and zinc were present in the ICS solution at a concentration that exceeded the absolute value of the instrument detection limit (IDL). Interference effects exist for cadmium and molybdenum in the affected sample. No validation actions were warranted for cadmium and molybdenum as the results were qualified for blank contamination.

The interfering analyte iron was present in sample MW-2-081808 at a concentration comparable to the concentration of iron in the interference check sample (ICS) solution. Several analytes namely, antimony, barium, beryllium, cadmium, chromium, cobalt, copper, lead, manganese, molybdenum, nickel, thallium and zinc were present in the ICS solution at a concentration that

exceeded the absolute value of the instrument detection limit (IDL). Interference effects exist for antimony, nickel and thallium in the affected sample. No validation actions were warranted for antimony, nickel and thallium as the results were qualified for blank contamination.

The interfering analyte iron was present in sample MW-22I-081808 at a concentration comparable to the concentration of iron in the interference check sample (ICS) solution. Several analytes namely, antimony, barium, beryllium, cadmium, chromium, cobalt, copper, lead, manganese, molybdenum, nickel, thallium and zinc were present in the ICS solution at a concentration that exceeded the absolute value of the instrument detection limit (IDL). Interference effects exist for antimony, cadmium, molybdenum and thallium in the affected sample. No validation actions were warranted for antimony, cadmium, molybdenum and thallium as the results were qualified for blank contamination.

Executive Summary

Laboratory Performance: The CRDL percent recoveries for several analytes were outside the 90-110% quality control limits. Several analytes were present in the laboratory method / preparation blanks.

Other Factors Affecting Data Quality: The interfering analyte iron was present in several samples. Laboratory duplicate imprecision (RPD > 20%) was noted for total chromium.

The data for these analyses were reviewed with reference to Region III modifications to the "National Functional Guidelines for Inorganic Data Validation", April 1993.

The text of this report has been formulated to address only those problem areas affecting data quality.

Tetra Tech NUS
Terri L. Solomon
Environmental Scientist

Tetra Tech NUS
Joseph A. Samchuck
Quality Assurance Officer

Attachments:

1. Appendix A - Qualified Analytical Results
2. Appendix B - Results as reported by the Laboratory
3. Appendix C - Support Documentation

APPENDIX A
QUALIFIED ANALYTICAL RESULTS

Data Validation Qualifier Codes:

A = Lab Blank Contamination
B = Field Blank Contamination
C = Calibration Noncompliance (e.g. % RSDs, %Ds, ICVs, CCVs, RRFs, etc.)
C01 = GC/MS Tuning Noncompliance
D = MS/MSD Recovery Noncompliance
E = LCS/LCSD Recovery Noncompliance
F = Lab Duplicate Imprecision
G = Field Duplicate Imprecision
H = Holding Time Exceedance
I = ICP Serial Dilution Noncompliance
J = GFAA PDS-GFAA MSA's r < 0.995 / ICP PDS Recovery Noncompliance
K = ICP Interference - includes ICS % R Noncompliance
L = Instrument Calibration Range Exceedance
M = Sample Preservation Noncompliance
N = Internal Standard Noncompliance
N01 = Internal Standard Recovery Noncompliance Dioxins
N02 = Recovery Standard Noncompliance Dioxins
N03 = Clean-up Standard Noncompliance Dioxins
O - Poor Instrument Performance (e.g. base-line drifting)
P = Uncertainty near detection limit (< 2 x IDL for inorganics and <CRQL for organics)
Q = Other problems (can encompass a number of issues; e.g. chromatography,interferences, etc.)
R = Surrogates Recovery Noncompliance
S = Pesticide/PCB Resolution
T = % Breakdown Noncompliance for DOT and Endrin
U = % Difference between columns/detectors >25% for positive results determined via GC/HPLC
V = Non-linear calibrations; correlation coefficient r < 0.995
W = EMPC result
X = Signal to noise response drop
Y = Percent solids <30%
Z = Uncertainty at 2 sigma deviation is greater than sample activity

PROJ_NO: 01660	NSAMPLE	DMW-17I-082008			DMW-17S-082008			DMW-1S-081808			DMW-6D-082008		
SDG: 8H19109	LAB_ID	A8H210130003			A8H210130005			A8H190109005			A8H210130004		
FRACTION: M	SAMP_DATE	8/20/2008			8/20/2008			8/18/2008			8/20/2008		
MEDIA: WATER	QC_TYPE	NM			NM			NM			NM		
	UNITS	UG/L			UG/L			UG/L			UG/L		
	PCT_SOLIDS												
	DUP_OF												
PARAMETER		RESULT	VQL	QLCD	RESULT	VQL	QLCD	RESULT	VQL	QLCD	RESULT	VQL	QLCD
ANTIMONY		0.071	B	A	0.035	U		0.53	K	K	0.035	U	
ARSENIC		17.1			9.6			3.4			1.7		
BARIUM		34.1			95			213			50		
BERYLLIUM		0.045			0.012	U		0.012	UL	K	0.7		
CADMIUM		0.012	B	A	0.0061	UL	K	0.26	B	A	0.81		
CHROMIUM		3	J	F	1.7	J	FK	1.2	J	FK	5.4	J	F
COBALT		7.6			0.47			2.9			26.7		
COPPER		2.2	B	A	0.55	B	A	1.2	K	C	18.5		
IRON		21700			47600			41200			1320		
LEAD		2.9			0.27	B	A	5			2.2		
MANGANESE		176			1370			989			774		
MERCURY		0.15			0.1	U		0.1	U		0.88		
MOLYBDENUM		1.4	B	A	0.73	K	K	0.69	U	A	0.23		
NICKEL		5.9			0.58	K	CK	3.1	K	CK	36		
SELENIUM		0.18	L	C	0.18			0.33	L	C	2		
SILVER		0.0026	U		0.0026	U		0.0026	U		0.004	B	A
THALLIUM		0.11	U		0.11	U		0.11	U		0.11	U	
VANADIUM		3.5			1.5			2.5			2.4		
ZINC		12.8	B	A	6.2	B	A	13.3			111		

PROJ_NO: 01660	NSAMPLE	DMW-6I-082008			MSA-DMW25I-081908			MSA-DMW25S-081908			MSA-MW22D-081908		
SDG: 8H19109	LAB_ID	A8H210130002			A8H200234003			A8H200234002			A8H200234001		
FRACTION: M	SAMP_DATE	8/20/2008			8/19/2008			8/19/2008			8/19/2008		
MEDIA: WATER	QC_TYPE	NM			NM			NM			NM		
	UNITS	UG/L			UG/L			UG/L			UG/L		
	PCT_SOLIDS												
	DUP_OF												
PARAMETER		RESULT	VQL	QLCD	RESULT	VQL	QLCD	RESULT	VQL	QLCD	RESULT	VQL	QLCD
ANTIMONY		0.45			0.035	U		0.035	U		0.19		
ARSENIC		4.5			6.1			11.2			3.6		
BARIUM		15.4			68.1			53.5			119		
BERYLLIUM		5.8			0.012	U		0.012	U		0.14		
CADMIUM		37.8			0.007	B	A	0.0061	UL	K	0.13	L	K
CHROMIUM		15.7	J	F	1.3	K	K	1.1	K	K	5.7		
COBALT		70.4			0.34			1			23		
COPPER		181			1.1	B	A	0.11	B	A	4.7		
IRON		24100			46700			18200			32200		
LEAD		12.4			0.21	B	A	0.047	B	A	2.4		
MANGANESE		4100			576			615			741		
MERCURY		0.1	U		0.1	U		0.1	U		0.1	U	
MOLYBDENUM		1.5	K	K	1.5	K	K	1.4	K	K	0.7	K	K
NICKEL		82.3			0.28	B	A	1	K	CK	10.1		
SELENIUM		3.6			0.14	U		0.29			0.14	U	
SILVER		0.0026	U		0.0026	U		0.0026	U		0.028	B	A
THALLIUM		0.24	K	C	0.11	U		0.11	U		0.11	U	
VANADIUM		2.9			0.91			1.9			4.7		
ZINC		504			5.1	B	A	2.1	B	A	60.5		

PROJ_NO: 01660	NSAMPLE	MW-2-081808			MW-22I-081808			MW-23D-081808			MW-23I-081808		
SDG: 8H19109	LAB_ID	A8H190109002			A8H190109006			A8H190109003			A8H190109004		
FRACTION: M	SAMP_DATE	8/18/2008			8/18/2008			8/18/2008			8/18/2008		
MEDIA: WATER	QC_TYPE	NM			NM			NM			NM		
	UNITS	UG/L			UG/L			UG/L			UG/L		
	PCT_SOLIDS												
	DUP_OF												
PARAMETER		RESULT	VQL	QLCD	RESULT	VQL	QLCD	RESULT	VQL	QLCD	RESULT	VQL	QLCD
ANTIMONY		0.069	B	A	0.056	B	A	0.035	U		0.035	U	
ARSENIC		7.8			6.6			0.96			4.7		
BARIUM		13.5			37.9			98.1			31		
BERYLLIUM		6.5			0.046			0.88			0.012	UL	K
CADMIUM		12.4			0.13	B	A	0.084	B	A	0.088	B	A
CHROMIUM		13.3	J	F	2.8	J	F	0.62	J	FK	2.2	J	FK
COBALT		49.6			1.2			19.8			10.9		
COPPER		41.8			5.8			0.9	K	C	0.096	K	CK
IRON		22300			13200			16200			42800		
LEAD		3.5			1.3			0.15	B	A	0.14	B	A
MANGANESE		2350			136			944			3020		
MERCURY		0.1	U		0.1	U		0.1	U		0.14	K	C
MOLYBDENUM		1.1	U	A	1.1	U	A	0.64	U	A	0.6	U	A
NICKEL		78.1			6.7			12.9			2.9	K	CK
SELENIUM		19.1			0.42	L	C	0.35	L	C	0.16	L	C
SILVER		0.0026	U		0.0026	U		0.0026	U		0.0026	U	
THALLIUM		0.62	B	A	0.17	B	A	0.5	B	A	0.16	B	A
VANADIUM		35.7			7.6			0.46	U		0.74		
ZINC		386			22.3			24.3			6	B	A

PROJ_NO: 01660	NSAMPLE	MW-4-081808
SDG: 8H19109	LAB_ID	A8H190109007
FRACTION: M	SAMP_DATE	8/18/2008
MEDIA: WATER	QC_TYPE	NM
	UNITS	UG/L
	PCT_SOLIDS	
	DUP_OF	

PARAMETER	RESULT	VQL	QLCD
ANTIMONY	2.9		
ARSENIC	1.3		
BARIUM	56.5		
BERYLLIUM	0.012	U	
CADMIUM	23.7		
CHROMIUM	4.5	J	F
COBALT	0.54		
COPPER	34.5		
IRON	6010		
LEAD	16.9		
MANGANESE	370		
MERCURY	0.1	U	
MOLYBDENUM	2.8		
NICKEL	6		
SELENIUM	0.3	L	C
SILVER	0.24	B	A
THALLIUM	0.12	B	A
VANADIUM	2.3		
ZINC	657		

PROJ_NO: 01660	NSAMPLE	DMW-17I-082008			DMW-17S-082008			DMW-1S-081808			DMW-6D-082008		
SDG: 8H19109	LAB_ID	A8H210130003			A8H210130005			A8H190109005			A8H210130004		
FRACTION: MF	SAMP_DATE	8/20/2008			8/20/2008			8/18/2008			8/20/2008		
MEDIA: WATER	QC_TYPE	NM			NM			NM			NM		
	UNITS	UG/L			UG/L			UG/L			UG/L		
	PCT_SOLIDS												
	DUP_OF												
PARAMETER		RESULT	VQL	QLCD	RESULT	VQL	QLCD	RESULT	VQL	QLCD	RESULT	VQL	QLCD
ANTIMONY		0.035	UL	C	0.035	U		0.31	B	A	0.035	U	
ARSENIC		15			8.9			3.7			0.77		
BARIUM		27.2			90			216			51.6		
BERYLLIUM		0.012	U		0.012	U		0.012	UL	K	0.72		
CADMIUM		0.0061	UL	K	0.0061	UL	K	0.0061	UL	K	0.73		
CHROMIUM		1	B	A	0.71	B	A	0.65	K	K	1.4	B	A
COBALT		7			0.42			3.1			28.8		
COPPER		0.12	B	A	0.066	B	A	0.38	K	C	20.7		
IRON		18600			44900			43000			156		
LEAD		0.065	B	A	0.34	B	A	0.39	B	A	2		
MANGANESE		164			1320			1030			838		
MERCURY		0.12			0.1	U		0.1	U		0.17		
MOLYBDENUM		0.66	B	A	0.53	K	K	0.66	U	A	0.12	U	
NICKEL		5.4			0.23	B	A	2.9	K	CK	39.2		
SELENIUM		0.14	U		0.14	U		0.32			2.3		
SILVER		0.0026	U		0.0026	U		0.0026	U		0.0026	U	
THALLIUM		0.11	U		0.11	U		0.23	B	A	0.11	U	
VANADIUM		0.47			0.46	U		2			0.46	U	
ZINC		4.5	B	A	3.7	B	A	10.8			127		

PROJ_NO: 01660	NSAMPLE	DMW-6I-082008			MSA-DMW25I-081908			MSA-DMW25S-081908			MSA-MW22D-081908		
SDG: 8H19109	LAB_ID	A8H210130002			A8H200234003			A8H200234002			A8H200234001		
FRACTION: MF	SAMP_DATE	8/20/2008			8/19/2008			8/19/2008			8/19/2008		
MEDIA: WATER	QC_TYPE	NM			NM			NM			NM		
	UNITS	UG/L			UG/L			UG/L			UG/L		
	PCT_SOLIDS												
	DUP_OF												
PARAMETER		RESULT	VQL	QLCD	RESULT	VQL	QLCD	RESULT	VQL	QLCD	RESULT	VQL	QLCD
ANTIMONY		0.18			0.035	U		0.035	U		0.035	U	
ARSENIC		3.8			7.2			11.2			2.8	K	K
BARIUM		11.7			73.7			52.5			124		
BERYLLIUM		6.8			0.012	U		0.012	U		0.1		
CADMIUM		9.9			0.0061	UL	K	0.0061	UL	K	0.0061	UL	K
CHROMIUM		4.5			0.5	B	A	1	K	K	1.2	K	K
COBALT		76.4			0.29			0.99			23.7		
COPPER		46.2			0.089	B	A	0.084	B	A	0.092	B	A
IRON		26400			50800			17500			34300		
LEAD		6.4			0.041	B	A	0.03	B	A	0.04	B	A
MANGANESE		4640			651			602			793		
MERCURY		0.1	U		0.14			0.1	U		0.1	U	
MOLYBDENUM		0.19	K	K	0.62	K	K	1.3	K	K	0.43	K	K
NICKEL		85.8			0.27	B	A	0.96	K	CK	9.3		
SELENIUM		4.1			0.14	U		0.28			0.14	U	
SILVER		0.0026	U		0.0026	U		0.0026	U		0.0026	U	
THALLIUM		0.22	K	C	0.11	U		0.11	U		0.11	U	
VANADIUM		1.6			0.46	U		1.8			0.85		
ZINC		398			2.6	B	A	1.9	B	A	12.1	B	A

PROJ_NO: 01660	NSAMPLE	MW-2-081808			MW-22I-081808			MW-23D-081808			MW-23I-081808		
SDG: 8H19109	LAB_ID	A8H190109002			A8H190109006			A8H190109003			A8H190109004		
FRACTION: MF	SAMP_DATE	8/18/2008			8/18/2008			8/18/2008			8/18/2008		
MEDIA: WATER	QC_TYPE	NM			NM			NM			NM		
	UNITS	UG/L			UG/L			UG/L			UG/L		
	PCT_SOLIDS												
	DUP_OF												
PARAMETER		RESULT	VQL	QLCD	RESULT	VQL	QLCD	RESULT	VQL	QLCD	RESULT	VQL	QLCD
ANTIMONY		0.035	UL	C	0.035	UL	C	0.035	UL	C	0.035	UL	C
ARSENIC		7.7			4.2			1			5		
BARIUM		11.5			32.4			101			31.6		
BERYLLIUM		6.4			0.012	UL	K	0.81			0.012	UL	K
CADMIUM		12.4			0.0061	UL	K	0.035	B	A	0.017	B	A
CHROMIUM		2.9			0.95	K	K	0.77	K	K	1.5	K	K
COBALT		49			0.74			19.3			11.2		
COPPER		36.7			0.051	U		0.051	U		0.051	U	
IRON		21700			12200			16300			43200		
LEAD		3.6			0.018	U		0.28	B	A	0.034	B	A
MANGANESE		2420			127			948			3190		
MERCURY		0.1	U		0.1	U		0.1	U		0.1	U	
MOLYBDENUM		3.5	K	K	0.22	B	A	0.28	B	A	0.21	B	A
NICKEL		77.2			3.5	K	C	11.7			3	K	CK
SELENIUM		17.6			0.14	U		0.2			0.14	U	
SILVER		0.0026	U		0.0026	U		0.0026	U		0.0026	U	
THALLIUM		0.66	B	A	0.11	U		0.24	B	A	0.12	B	A
VANADIUM		27.4			2			0.46	U		0.73		
ZINC		390			4.9	B	A	17.7			5.1	B	A

PROJ_NO: 01660	NSAMPLE	MW-4-081808		
SDG: 8H19109	LAB_ID	A8H190109007		
FRACTION: MF	SAMP_DATE	8/18/2008		
MEDIA: WATER	QC_TYPE	NM		
	UNITS	UG/L		
	PCT_SOLIDS			
	DUP_OF			
PARAMETER		RESULT	VQL	QLCD
ANTIMONY		0.21	B	A
ARSENIC		0.64		
BARIUM		52.7		
BERYLLIUM		0.012	U	
CADMIUM		0.52	B	A
CHROMIUM		1.3		
COBALT		0.38	B	A
COPPER		1	K	C
IRON		3950		
LEAD		0.34	B	A
MANGANESE		357		
MERCURY		0.1	K	C
MOLYBDENUM		2.7		
NICKEL		4.6		
SELENIUM		0.14	U	
SILVER		0.0026	U	
THALLIUM		0.11	U	
VANADIUM		0.52		
ZINC		38.8		

PROJ_NO: 01660

SDG: 8H19109 MEDIA: WATER DATA FRACTION: MISC

nsample	DMW-17I-082008	nsample	DMW-17S-082008	nsample	DMW-1S-081808
samp_date	8/20/2008	samp_date	8/20/2008	samp_date	8/18/2008
lab_id	A8H210130003	lab_id	A8H210130005	lab_id	A8H190109005
qc_type	NM	qc_type	NM	qc_type	NM
Pct_Solids		Pct_Solids		Pct_Solids	
DUP_OF:		DUP_OF:		DUP_OF:	

Parameter	units	Result	Val Qual	Qual Code
HEXAVALENT CHROMIUM	MG/L	0.02	U	

Parameter	units	Result	Val Qual	Qual Code
HEXAVALENT CHROMIUM	MG/L	0.04	U	

Parameter	units	Result	Val Qual	Qual Code
HEXAVALENT CHROMIUM	MG/L	0.01		

PROJ_NO: 01660

SDG: 8H19109 MEDIA: WATER DATA FRACTION: MISC

nsample	DMW-6D-082008	nsample	DMW-6I-082008	nsample	MSA-DMW25I-081908
samp_date	8/20/2008	samp_date	8/20/2008	samp_date	8/19/2008
lab_id	A8H210130004	lab_id	A8H210130002	lab_id	A8H200234003
qc_type	NM	qc_type	NM	qc_type	NM
Pct_Solids		Pct_Solids		Pct_Solids	
DUP_OF:		DUP_OF:		DUP_OF:	

Parameter	units	Result	Val Qual	Qual Code
HEXAVALENT CHROMIUM	MG/L	0.02	U	

Parameter	units	Result	Val Qual	Qual Code
HEXAVALENT CHROMIUM	MG/L	0.02	U	

Parameter	units	Result	Val Qual	Qual Code
HEXAVALENT CHROMIUM	MG/L	0.002	L	D

PROJ_NO: 01660

SDG: 8H19109 MEDIA: WATER DATA FRACTION: MISC

nsample	MSA-DMW25S-081908
samp_date	8/19/2008
lab_id	A8H200234002
qc_type	NM
Pct_Solids	
DUP_OF:	

Parameter	units	Result	Val Qual	Qual Code
HEXAVALENT CHROMIUM	MG/L	0.002	L	D

nsample	MSA-MW22D-081908
samp_date	8/19/2008
lab_id	A8H200234001
qc_type	NM
Pct_Solids	
DUP_OF:	

Parameter	units	Result	Val Qual	Qual Code
HEXAVALENT CHROMIUM	MG/L	0.01	L	D

nsample	MW-2-081808
samp_date	8/18/2008
lab_id	A8H190109002
qc_type	NM
Pct_Solids	
DUP_OF:	

Parameter	units	Result	Val Qual	Qual Code
HEXAVALENT CHROMIUM	MG/L	0.02	U	

PROJ_NO: 01660

SDG: 8H19109 MEDIA: WATER DATA FRACTION: MISC

nsample	MW-22I-081808
samp_date	8/18/2008
lab_id	A8H190109006
qc_type	NM
Pct_Solids	
DUP_OF:	

Parameter	units	Result	Val Qual	Qual Code
HEXAVALENT CHROMIUM	MG/L	0.005		

nsample	MW-23D-081808
samp_date	8/18/2008
lab_id	A8H190109003
qc_type	NM
Pct_Solids	
DUP_OF:	

Parameter	units	Result	Val Qual	Qual Code
HEXAVALENT CHROMIUM	MG/L	0.02	U	

nsample	MW-23I-081808
samp_date	8/18/2008
lab_id	A8H190109004
qc_type	NM
Pct_Solids	
DUP_OF:	

Parameter	units	Result	Val Qual	Qual Code
HEXAVALENT CHROMIUM	MG/L	0.02		

PROJ_NO: 01660

SDG: 8H19109 MEDIA: WATER DATA FRACTION: MISC

nsample	MW-4-081808
samp_date	8/18/2008
lab_id	A8H190109007
qc_type	NM
Pct_Solids	
DUP_OF:	

Parameter	units	Result	Val Qual	Qual Code
HEXAVALENT CHROMIUM	MG/L	0.008		

APPENDIX B
RESULTS AS REPORTED BY THE LABORATORY

Tetra Tech NUS, Inc

Client Sample ID: DMW-17I-082008

TOTAL Metals

Lot-Sample #...: A8H210130-003 Matrix.....: WG
Date Sampled...: 08/20/08 13:25 Date Received..: 08/21/08

PARAMETER	RESULT	REPORTING LIMIT	UNITS	METHOD	PREPARATION-ANALYSIS DATE	WORK ORDER #
Prep Batch #...: 8235014						
Silver	ND	1.0	ug/L	SW846 6020	08/22-08/29/08	KVHV01A4
		Dilution Factor: 1		Analysis Time..: 16:09	Analyst ID.....: 002260	
		Instrument ID..: I8		MDL.....: 0.0026		
Arsenic	**17.1**	**5.0**	**ug/L**	**SW846 6020**	**08/22-08/29/08**	**KVHV01AP**
		Dilution Factor: 1		Analysis Time..: 16:09	Analyst ID.....: 002260	
		Instrument ID..: I8		MDL.....: 0.13		
Barium	**34.1 J**	**1.0**	**ug/L**	**SW846 6020**	**08/22-08/25/08**	**KVHV01AQ**
		Dilution Factor: 1		Analysis Time..: 13:31	Analyst ID.....: 001637	
		Instrument ID..: I8		MDL.....: 0.014		
Beryllium	**0.045 B**	**1.0**	**ug/L**	**SW846 6020**	**08/22-08/25/08**	**KVHV01AR**
		Dilution Factor: 1		Analysis Time..: 13:31	Analyst ID.....: 001637	
		Instrument ID..: I8		MDL.....: 0.012		
Cadmium	**0.012 B**	**1.0**	**ug/L**	**SW846 6020**	**08/22-08/29/08**	**KVHV01AT**
		Dilution Factor: 1		Analysis Time..: 16:09	Analyst ID.....: 002260	
		Instrument ID..: I8		MDL.....: 0.0061		
Cobalt	**7.6**	**1.0**	**ug/L**	**SW846 6020**	**08/22-08/29/08**	**KVHV01AU**
		Dilution Factor: 1		Analysis Time..: 16:09	Analyst ID.....: 002260	
		Instrument ID..: I8		MDL.....: 0.0041		
Chromium	**3.0 J**	**2.0**	**ug/L**	**SW846 6020**	**08/22-08/29/08**	**KVHV01A8**
		Dilution Factor: 1		Analysis Time..: 16:09	Analyst ID.....: 002260	
		Instrument ID..: I8		MDL.....: 0.069		
Copper	**2.2 J**	**2.0**	**ug/L**	**SW846 6020**	**08/22-08/29/08**	**KVHV01AV**
		Dilution Factor: 1		Analysis Time..: 16:09	Analyst ID.....: 002260	
		Instrument ID..: I8		MDL.....: 0.051		
Iron	**21700 J**	**50.0**	**ug/L**	**SW846 6020**	**08/22-08/29/08**	**KVHV01AW**
		Dilution Factor: 1		Analysis Time..: 16:09	Analyst ID.....: 002260	
		Instrument ID..: I8		MDL.....: 1.1		
Manganese	**176 J**	**1.0**	**ug/L**	**SW846 6020**	**08/22-08/29/08**	**KVHV01A0**
		Dilution Factor: 1		Analysis Time..: 16:09	Analyst ID.....: 002260	
		Instrument ID..: I8		MDL.....: 0.027		

(Continued on next page)

Tetra Tech NUS, Inc

Client Sample ID: DMW-17I-082008

TOTAL Metals

Lot-Sample #...: A8H210130-003 Matrix.....: WG

PARAMETER	RESULT	REPORTING LIMIT	UNITS	METHOD	PREPARATION-ANALYSIS DATE	WORK ORDER #
Molybdenum	**1.4 B**	**2.0**	**ug/L**	**SW846 6020**	**08/22-08/29/08**	**KVHV01A1**
		Dilution Factor: 1		Analysis Time..: 16:09	Analyst ID.....: 002260	
		Instrument ID..: I8		MDL.....: 0.12		
Nickel	**5.9 J**	**2.0**	**ug/L**	**SW846 6020**	**08/22-08/29/08**	**KVHV01A2**
		Dilution Factor: 1		Analysis Time..: 16:09	Analyst ID.....: 002260	
		Instrument ID..: I8		MDL.....: 0.053		
Lead	**2.9 J**	**1.0**	**ug/L**	**SW846 6020**	**08/22-08/25/08**	**KVHV01AX**
		Dilution Factor: 1		Analysis Time..: 13:31	Analyst ID.....: 001637	
		Instrument ID..: I8		MDL.....: 0.018		
Antimony	**0.071 B**	**2.0**	**ug/L**	**SW846 6020**	**08/22-08/25/08**	**KVHV01AN**
		Dilution Factor: 1		Analysis Time..: 13:31	Analyst ID.....: 001637	
		Instrument ID..: I8		MDL.....: 0.035		
Selenium	**0.18 B**	**5.0**	**ug/L**	**SW846 6020**	**08/22-08/29/08**	**KVHV01A3**
		Dilution Factor: 1		Analysis Time..: 16:09	Analyst ID.....: 002260	
		Instrument ID..: I8		MDL.....: 0.14		
Thallium	ND	1.0	ug/L	SW846 6020	08/22-08/25/08	KVHV01A5
		Dilution Factor: 1		Analysis Time..: 13:31	Analyst ID.....: 001637	
		Instrument ID..: I8		MDL.....: 0.11		
Vanadium	**3.5 B**	**20.0**	**ug/L**	**SW846 6020**	**08/22-08/29/08**	**KVHV01A6**
		Dilution Factor: 1		Analysis Time..: 16:09	Analyst ID.....: 002260	
		Instrument ID..: I8		MDL.....: 0.46		
Zinc	**12.8 B,J**	**20.0**	**ug/L**	**SW846 6020**	**08/22-08/29/08**	**KVHV01A7**
		Dilution Factor: 1		Analysis Time..: 16:09	Analyst ID.....: 002260	
		Instrument ID..: I8		MDL.....: 0.20		
Mercury	**0.15 B**	**0.20**	**ug/L**	**SW846 7470A**	**08/22-08/27/08**	**KVHV01A9**
		Dilution Factor: 1		Analysis Time..: 09:27	Analyst ID.....: 002260	
		Instrument ID..: H1		MDL.....: 0.10		

NOTE(S):

J Method blank contamination. The associated method blank contains the target analyte at a reportable level.

B Estimated result. Result is less than RL.

Tetra Tech NUS, Inc

Client Sample ID: DMW-17S-082008

TOTAL Metals

Lot-Sample #...: A8H210130-005 **Matrix.....:** WG
Date Sampled...: 08/20/08 14:45 **Date Received..:** 08/21/08

PARAMETER	RESULT	REPORTING LIMIT	UNITS	METHOD	PREPARATION-ANALYSIS DATE	WORK ORDER #
Prep Batch #...: 8235014						
Silver	ND	1.0	ug/L	SW846 6020	08/22-08/25/08	KVHV21A4
		Dilution Factor: 1		Analysis Time..: 13:47	Analyst ID.....: 001637	
		Instrument ID..: I8		MDL.....: 0.0026		
Arsenic	**9.6**	**5.0**	**ug/L**	**SW846 6020**	**08/22-08/25/08**	**KVHV21AP**
		Dilution Factor: 1		Analysis Time..: 13:47	Analyst ID.....: 001637	
		Instrument ID..: I8		MDL.....: 0.13		
Barium	**95.0 J**	**1.0**	**ug/L**	**SW846 6020**	**08/22-08/25/08**	**KVHV21AQ**
		Dilution Factor: 1		Analysis Time..: 13:47	Analyst ID.....: 001637	
		Instrument ID..: I8		MDL.....: 0.014		
Beryllium	ND	1.0	ug/L	SW846 6020	08/22-08/25/08	KVHV21AR
		Dilution Factor: 1		Analysis Time..: 13:47	Analyst ID.....: 001637	
		Instrument ID..: I8		MDL.....: 0.012		
Cadmium	ND	1.0	ug/L	SW846 6020	08/22-08/25/08	KVHV21AT
		Dilution Factor: 1		Analysis Time..: 13:47	Analyst ID.....: 001637	
		Instrument ID..: I8		MDL.....: 0.0061		
Cobalt	**0.47 B**	**1.0**	**ug/L**	**SW846 6020**	**08/22-08/25/08**	**KVHV21AU**
		Dilution Factor: 1		Analysis Time..: 13:47	Analyst ID.....: 001637	
		Instrument ID..: I8		MDL.....: 0.0041		
Chromium	**1.7 B,J**	**2.0**	**ug/L**	**SW846 6020**	**08/22-08/25/08**	**KVHV21A8**
		Dilution Factor: 1		Analysis Time..: 13:47	Analyst ID.....: 001637	
		Instrument ID..: I8		MDL.....: 0.069		
Copper	**0.55 B,J**	**2.0**	**ug/L**	**SW846 6020**	**08/22-08/25/08**	**KVHV21AV**
		Dilution Factor: 1		Analysis Time..: 13:47	Analyst ID.....: 001637	
		Instrument ID..: I8		MDL.....: 0.051		
Iron	**47600 J**	**50.0**	**ug/L**	**SW846 6020**	**08/22-08/25/08**	**KVHV21AW**
		Dilution Factor: 1		Analysis Time..: 13:47	Analyst ID.....: 001637	
		Instrument ID..: I8		MDL.....: 1.1		
Manganese	**1370 J**	**1.0**	**ug/L**	**SW846 6020**	**08/22-08/25/08**	**KVHV21A0**
		Dilution Factor: 1		Analysis Time..: 13:47	Analyst ID.....: 001637	
		Instrument ID..: I8		MDL.....: 0.027		

(Continued on next page)

Tetra Tech NUS, Inc

Client Sample ID: DMW-17S-082008

TOTAL Metals

Lot-Sample #...: A8H210130-005 **Matrix.....:** WG

PARAMETER	RESULT	REPORTING LIMIT	UNITS	METHOD	PREPARATION-ANALYSIS DATE	WORK ORDER #
Molybdenum	**0.73 B**	**2.0**	**ug/L**	**SW846 6020**	**08/22-08/25/08**	**KVHV21A1**
		Dilution Factor: 1		Analysis Time..: 13:47	Analyst ID.....: 001637	
		Instrument ID..: I8		MDL.....: 0.12		
Nickel	**0.58 B,J**	**2.0**	**ug/L**	**SW846 6020**	**08/22-08/25/08**	**KVHV21A2**
		Dilution Factor: 1		Analysis Time..: 13:47	Analyst ID.....: 001637	
		Instrument ID..: I8		MDL.....: 0.053		
Lead	**0.27 B,J**	**1.0**	**ug/L**	**SW846 6020**	**08/22-08/25/08**	**KVHV21AX**
		Dilution Factor: 1		Analysis Time..: 13:47	Analyst ID.....: 001637	
		Instrument ID..: I8		MDL.....: 0.018		
Antimony	ND	2.0	ug/L	SW846 6020	08/22-08/25/08	KVHV21AN
		Dilution Factor: 1		Analysis Time..: 13:47	Analyst ID.....: 001637	
		Instrument ID..: I8		MDL.....: 0.035		
Selenium	**0.18 B**	**5.0**	**ug/L**	**SW846 6020**	**08/22-08/25/08**	**KVHV21A3**
		Dilution Factor: 1		Analysis Time..: 13:47	Analyst ID.....: 001637	
		Instrument ID..: I8		MDL.....: 0.14		
Thallium	ND	1.0	ug/L	SW846 6020	08/22-08/25/08	KVHV21A5
		Dilution Factor: 1		Analysis Time..: 13:47	Analyst ID.....: 001637	
		Instrument ID..: I8		MDL.....: 0.11		
Vanadium	**1.5 B**	**20.0**	**ug/L**	**SW846 6020**	**08/22-08/25/08**	**KVHV21A6**
		Dilution Factor: 1		Analysis Time..: 13:47	Analyst ID.....: 001637	
		Instrument ID..: I8		MDL.....: 0.46		
Zinc	**6.2 B,J**	**20.0**	**ug/L**	**SW846 6020**	**08/22-08/25/08**	**KVHV21A7**
		Dilution Factor: 1		Analysis Time..: 13:47	Analyst ID.....: 001637	
		Instrument ID..: I8		MDL.....: 0.20		
Mercury	ND	0.20	ug/L	SW846 7470A	08/22-08/27/08	KVHV21A9
		Dilution Factor: 1		Analysis Time..: 09:20	Analyst ID.....: 002260	
		Instrument ID..: H1		MDL.....: 0.10		

NOTE(S):

J Method blank contamination. The associated method blank contains the target analyte at a reportable level.

B Estimated result. Result is less than RL.

Tetra Tech NUS, Inc

Client Sample ID: DMW-1S-081808

TOTAL Metals

Lot-Sample #...: A8H190109-005 **Matrix.....:** WG
Date Sampled...: 08/18/08 14:15 **Date Received..:** 08/19/08

PARAMETER	RESULT	REPORTING LIMIT	UNITS	METHOD	PREPARATION-ANALYSIS DATE	WORK ORDER #
Prep Batch #...: 8233012						
Silver	ND	1.0	ug/L	SW846 6020	08/20-08/30/08	KVC5P1A5
		Dilution Factor: 1		Analysis Time..: 00:54	Analyst ID.....: 002260	
		Instrument ID..: I8		MDL.....: 0.0026		
Arsenic	3.4 B	5.0	ug/L	SW846 6020	08/20-08/30/08	KVC5P1AQ
		Dilution Factor: 1		Analysis Time..: 00:54	Analyst ID.....: 002260	
		Instrument ID..: I8		MDL.....: 0.13		
Barium	213	1.0	ug/L	SW846 6020	08/20-08/30/08	KVC5P1AR
		Dilution Factor: 1		Analysis Time..: 00:54	Analyst ID.....: 002260	
		Instrument ID..: I8		MDL.....: 0.014		
Beryllium	ND	1.0	ug/L	SW846 6020	08/20-09/02/08	KVC5P1AT
		Dilution Factor: 1		Analysis Time..: 16:26	Analyst ID.....: 001637	
		Instrument ID..: I8		MDL.....: 0.012		
Cadmium	0.26 B	1.0	ug/L	SW846 6020	08/20-08/30/08	KVC5P1AU
		Dilution Factor: 1		Analysis Time..: 00:54	Analyst ID.....: 002260	
		Instrument ID..: I8		MDL.....: 0.0061		
Cobalt	2.9	1.0	ug/L	SW846 6020	08/20-08/30/08	KVC5P1AV
		Dilution Factor: 1		Analysis Time..: 00:54	Analyst ID.....: 002260	
		Instrument ID..: I8		MDL.....: 0.0041		
Chromium	1.2 B	2.0	ug/L	SW846 6020	08/20-08/30/08	KVC5P1A9
		Dilution Factor: 1		Analysis Time..: 00:54	Analyst ID.....: 002260	
		Instrument ID..: I8		MDL.....: 0.069		
Copper	1.2 B	2.0	ug/L	SW846 6020	08/20-08/30/08	KVC5P1AW
		Dilution Factor: 1		Analysis Time..: 00:54	Analyst ID.....: 002260	
		Instrument ID..: I8		MDL.....: 0.051		
Iron	41200	50.0	ug/L	SW846 6020	08/20-08/30/08	KVC5P1AX
		Dilution Factor: 1		Analysis Time..: 00:54	Analyst ID.....: 002260	
		Instrument ID..: I8		MDL.....: 1.1		
Manganese	989	1.0	ug/L	SW846 6020	08/20-09/02/08	KVC5P1A1
		Dilution Factor: 1		Analysis Time..: 16:26	Analyst ID.....: 001637	
		Instrument ID..: I8		MDL.....: 0.027		

(Continued on next page)

Tetra Tech NUS, Inc

Client Sample ID: DMW-1S-081808

TOTAL Metals

Lot-Sample #...: A8H190109-005 Matrix.....: WG

PARAMETER	RESULT	REPORTING LIMIT	UNITS	METHOD	PREPARATION-ANALYSIS DATE	WORK ORDER #
Molybdenum	0.69 B	2.0	ug/L	SW846 6020	08/20-08/30/08	KVC5P1A2
		Dilution Factor: 1		Analysis Time..: 00:54	Analyst ID.....: 002260	
		Instrument ID..: I8		MDL.....: 0.12		
Nickel	3.1	2.0	ug/L	SW846 6020	08/20-08/30/08	KVC5P1A3
		Dilution Factor: 1		Analysis Time..: 00:54	Analyst ID.....: 002260	
		Instrument ID..: I8		MDL.....: 0.053		
Lead	5.0	1.0	ug/L	SW846 6020	08/20-08/30/08	KVC5P1A0
		Dilution Factor: 1		Analysis Time..: 00:54	Analyst ID.....: 002260	
		Instrument ID..: I8		MDL.....: 0.018		
Antimony	0.53 B	2.0	ug/L	SW846 6020	08/20-08/30/08	KVC5P1AP
		Dilution Factor: 1		Analysis Time..: 00:54	Analyst ID.....: 002260	
		Instrument ID..: I8		MDL.....: 0.035		
Selenium	0.33 B	5.0	ug/L	SW846 6020	08/20-08/30/08	KVC5P1A4
		Dilution Factor: 1		Analysis Time..: 00:54	Analyst ID.....: 002260	
		Instrument ID..: I8		MDL.....: 0.14		
Thallium	ND	1.0	ug/L	SW846 6020	08/20-08/30/08	KVC5P1A6
		Dilution Factor: 1		Analysis Time..: 00:54	Analyst ID.....: 002260	
		Instrument ID..: I8		MDL.....: 0.11		
Vanadium	2.5 B	20.0	ug/L	SW846 6020	08/20-08/30/08	KVC5P1A7
		Dilution Factor: 1		Analysis Time..: 00:54	Analyst ID.....: 002260	
		Instrument ID..: I8		MDL.....: 0.46		
Zinc	13.3 B,J	20.0	ug/L	SW846 6020	08/20-08/30/08	KVC5P1A8
		Dilution Factor: 1		Analysis Time..: 00:54	Analyst ID.....: 002260	
		Instrument ID..: I8		MDL.....: 0.20		
Mercury	ND	0.20	ug/L	SW846 7470A	08/20-08/21/08	KVC5P1AA
		Dilution Factor: 1		Analysis Time..: 11:26	Analyst ID.....: 001576	
		Instrument ID..: H1		MDL.....: 0.10		

NOTE(S):

B Estimated result. Result is less than RL.

J Method blank contamination. The associated method blank contains the target analyte at a reportable level.

Tetra Tech NUS, Inc

Client Sample ID: DMW-6D-082008

TOTAL Metals

Lot-Sample #...: A8H210130-004 Matrix.....: WG
Date Sampled...: 08/20/08 14:30 Date Received..: 08/21/08

PARAMETER	RESULT	REPORTING LIMIT	UNITS	METHOD	PREPARATION-ANALYSIS DATE	WORK ORDER #
Prep Batch #...: 8235014						
Silver	0.0040 B	1.0	ug/L	SW846 6020	08/22-08/25/08	KVHV11A4
		Dilution Factor: 1		Analysis Time..: 13:39	Analyst ID.....: 001637	
		Instrument ID..: I8		MDL.....: 0.0026		
Arsenic	1.7 B	5.0	ug/L	SW846 6020	08/22-08/25/08	KVHV11AP
		Dilution Factor: 1		Analysis Time..: 13:39	Analyst ID.....: 001637	
		Instrument ID..: I8		MDL.....: 0.13		
Barium	50.0 J	1.0	ug/L	SW846 6020	08/22-08/25/08	KVHV11AQ
		Dilution Factor: 1		Analysis Time..: 13:39	Analyst ID.....: 001637	
		Instrument ID..: I8		MDL.....: 0.014		
Beryllium	0.70 B	1.0	ug/L	SW846 6020	08/22-08/25/08	KVHV11AR
		Dilution Factor: 1		Analysis Time..: 13:39	Analyst ID.....: 001637	
		Instrument ID..: I8		MDL.....: 0.012		
Cadmium	0.81 B	1.0	ug/L	SW846 6020	08/22-08/25/08	KVHV11AT
		Dilution Factor: 1		Analysis Time..: 13:39	Analyst ID.....: 001637	
		Instrument ID..: I8		MDL.....: 0.0061		
Cobalt	26.7	1.0	ug/L	SW846 6020	08/22-08/25/08	KVHV11AU
		Dilution Factor: 1		Analysis Time..: 13:39	Analyst ID.....: 001637	
		Instrument ID..: I8		MDL.....: 0.0041		
Chromium	5.4 J	2.0	ug/L	SW846 6020	08/22-08/25/08	KVHV11A8
		Dilution Factor: 1		Analysis Time..: 13:39	Analyst ID.....: 001637	
		Instrument ID..: I8		MDL.....: 0.069		
Copper	18.5 J	2.0	ug/L	SW846 6020	08/22-08/25/08	KVHV11AV
		Dilution Factor: 1		Analysis Time..: 13:39	Analyst ID.....: 001637	
		Instrument ID..: I8		MDL.....: 0.051		
Iron	1320 J	50.0	ug/L	SW846 6020	08/22-08/25/08	KVHV11AW
		Dilution Factor: 1		Analysis Time..: 13:39	Analyst ID.....: 001637	
		Instrument ID..: I8		MDL.....: 1.1		
Manganese	774 J	1.0	ug/L	SW846 6020	08/22-08/25/08	KVHV11A0
		Dilution Factor: 1		Analysis Time..: 13:39	Analyst ID.....: 001637	
		Instrument ID..: I8		MDL.....: 0.027		

(Continued on next page)

Tetra Tech NUS, Inc

Client Sample ID: DMW-6D-082008

TOTAL Metals

Lot-Sample #...: A8H210130-004 Matrix.....: WG

PARAMETER	RESULT	REPORTING LIMIT	UNITS	METHOD	PREPARATION-ANALYSIS DATE	WORK ORDER #
Molybdenum	**0.23 B**	**2.0**	**ug/L**	**SW846 6020**	**08/22-08/25/08**	**KVHV11A1**
		Dilution Factor: 1		Analysis Time..: 13:39	Analyst ID.....: 001637	
		Instrument ID..: I8		MDL.....: 0.12		
Nickel	**36.0 J**	**2.0**	**ug/L**	**SW846 6020**	**08/22-08/25/08**	**KVHV11A2**
		Dilution Factor: 1		Analysis Time..: 13:39	Analyst ID.....: 001637	
		Instrument ID..: I8		MDL.....: 0.053		
Lead	**2.2 J**	**1.0**	**ug/L**	**SW846 6020**	**08/22-08/25/08**	**KVHV11AX**
		Dilution Factor: 1		Analysis Time..: 13:39	Analyst ID.....: 001637	
		Instrument ID..: I8		MDL.....: 0.018		
Antimony	ND	2.0	ug/L	SW846 6020	08/22-08/25/08	KVHV11AN
		Dilution Factor: 1		Analysis Time..: 13:39	Analyst ID.....: 001637	
		Instrument ID..: I8		MDL.....: 0.035		
Selenium	**2.0 B**	**5.0**	**ug/L**	**SW846 6020**	**08/22-08/25/08**	**KVHV11A3**
		Dilution Factor: 1		Analysis Time..: 13:39	Analyst ID.....: 001637	
		Instrument ID..: I8		MDL.....: 0.14		
Thallium	ND	1.0	ug/L	SW846 6020	08/22-08/25/08	KVHV11A5
		Dilution Factor: 1		Analysis Time..: 13:39	Analyst ID.....: 001637	
		Instrument ID..: I8		MDL.....: 0.11		
Vanadium	**2.4 B**	**20.0**	**ug/L**	**SW846 6020**	**08/22-08/25/08**	**KVHV11A6**
		Dilution Factor: 1		Analysis Time..: 13:39	Analyst ID.....: 001637	
		Instrument ID..: I8		MDL.....: 0.46		
Zinc	**111 J**	**20.0**	**ug/L**	**SW846 6020**	**08/22-08/25/08**	**KVHV11A7**
		Dilution Factor: 1		Analysis Time..: 13:39	Analyst ID.....: 001637	
		Instrument ID..: I8		MDL.....: 0.20		
Mercury	**0.88**	**0.20**	**ug/L**	**SW846 7470A**	**08/22-08/27/08**	**KVHV11A9**
		Dilution Factor: 1		Analysis Time..: 09:25	Analyst ID.....: 002260	
		Instrument ID..: H1		MDL.....: 0.10		

NOTE(S):

B Estimated result. Result is less than RL.

J Method blank contamination. The associated method blank contains the target analyte at a reportable level.

Tetra Tech NUS, Inc

Client Sample ID: DMW-6I-082008

TOTAL Metals

Lot-Sample #...: A8H210130-002 **Matrix.....:** WG
Date Sampled...: 08/20/08 13:09 **Date Received..:** 08/21/08

PARAMETER	RESULT	REPORTING LIMIT	UNITS	METHOD	PREPARATION-ANALYSIS DATE	WORK ORDER #
Prep Batch #...: 8235014						
Silver	ND	1.0	ug/L	SW846 6020	08/22-08/25/08	KVHVL1AR
		Dilution Factor: 1		Analysis Time..: 13:13	Analyst ID.....: 001637	
		Instrument ID..: I8		MDL.....: 0.0026		
Arsenic	**4.5 B**	**5.0**	**ug/L**	**SW846 6020**	**08/22-08/25/08**	**KVHVL1AD**
		Dilution Factor: 1		Analysis Time..: 13:13	Analyst ID.....: 001637	
		Instrument ID..: I8		MDL.....: 0.13		
Barium	**15.4 J**	**1.0**	**ug/L**	**SW846 6020**	**08/22-08/25/08**	**KVHVL1AE**
		Dilution Factor: 1		Analysis Time..: 13:13	Analyst ID.....: 001637	
		Instrument ID..: I8		MDL.....: 0.014		
Beryllium	**5.8**	**1.0**	**ug/L**	**SW846 6020**	**08/22-08/25/08**	**KVHVL1AF**
		Dilution Factor: 1		Analysis Time..: 13:13	Analyst ID.....: 001637	
		Instrument ID..: I8		MDL.....: 0.012		
Cadmium	**37.8**	**1.0**	**ug/L**	**SW846 6020**	**08/22-08/25/08**	**KVHVL1AG**
		Dilution Factor: 1		Analysis Time..: 13:13	Analyst ID.....: 001637	
		Instrument ID..: I8		MDL.....: 0.0061		
Cobalt	**70.4**	**1.0**	**ug/L**	**SW846 6020**	**08/22-08/25/08**	**KVHVL1AH**
		Dilution Factor: 1		Analysis Time..: 13:13	Analyst ID.....: 001637	
		Instrument ID..: I8		MDL.....: 0.0041		
Chromium	**15.7 J**	**2.0**	**ug/L**	**SW846 6020**	**08/22-08/25/08**	**KVHVL1AW**
		Dilution Factor: 1		Analysis Time..: 13:13	Analyst ID.....: 001637	
		Instrument ID..: I8		MDL.....: 0.069		
Copper	**181 J**	**2.0**	**ug/L**	**SW846 6020**	**08/22-08/25/08**	**KVHVL1AJ**
		Dilution Factor: 1		Analysis Time..: 13:13	Analyst ID.....: 001637	
		Instrument ID..: I8		MDL.....: 0.051		
Iron	**24100 J**	**50.0**	**ug/L**	**SW846 6020**	**08/22-08/25/08**	**KVHVL1AK**
		Dilution Factor: 1		Analysis Time..: 13:13	Analyst ID.....: 001637	
		Instrument ID..: I8		MDL.....: 1.1		
Manganese	**4100 J**	**1.0**	**ug/L**	**SW846 6020**	**08/22-08/25/08**	**KVHVL1AM**
		Dilution Factor: 1		Analysis Time..: 13:13	Analyst ID.....: 001637	
		Instrument ID..: I8		MDL.....: 0.027		

(Continued on next page)

Tetra Tech NUS, Inc

Client Sample ID: DMW-6I-082008

TOTAL Metals

Lot-Sample #...: A8H210130-002 **Matrix.....:** WG

PARAMETER	RESULT	REPORTING LIMIT	UNITS	METHOD	PREPARATION-ANALYSIS DATE	WORK ORDER #
Molybdenum	**1.5 B**	**2.0**	**ug/L**	**SW846 6020**	**08/22-08/25/08**	**KVHVL1AN**
		Dilution Factor: 1		Analysis Time..: 13:13	Analyst ID.....: 001637	
		Instrument ID..: I8		MDL.....: 0.12		
Nickel	**82.3 J**	**2.0**	**ug/L**	**SW846 6020**	**08/22-08/25/08**	**KVHVL1AP**
		Dilution Factor: 1		Analysis Time..: 13:13	Analyst ID.....: 001637	
		Instrument ID..: I8		MDL.....: 0.053		
Lead	**12.4 J**	**1.0**	**ug/L**	**SW846 6020**	**08/22-08/25/08**	**KVHVL1AL**
		Dilution Factor: 1		Analysis Time..: 13:13	Analyst ID.....: 001637	
		Instrument ID..: I8		MDL.....: 0.018		
Antimony	**0.45 B**	**2.0**	**ug/L**	**SW846 6020**	**08/22-08/25/08**	**KVHVL1AC**
		Dilution Factor: 1		Analysis Time..: 13:13	Analyst ID.....: 001637	
		Instrument ID..: I8		MDL.....: 0.035		
Selenium	**3.6 B**	**5.0**	**ug/L**	**SW846 6020**	**08/22-08/25/08**	**KVHVL1AQ**
		Dilution Factor: 1		Analysis Time..: 13:13	Analyst ID.....: 001637	
		Instrument ID..: I8		MDL.....: 0.14		
Thallium	**0.24 B**	**1.0**	**ug/L**	**SW846 6020**	**08/22-08/25/08**	**KVHVL1AT**
		Dilution Factor: 1		Analysis Time..: 13:13	Analyst ID.....: 001637	
		Instrument ID..: I8		MDL.....: 0.11		
Vanadium	**2.9 B**	**20.0**	**ug/L**	**SW846 6020**	**08/22-08/25/08**	**KVHVL1AU**
		Dilution Factor: 1		Analysis Time..: 13:13	Analyst ID.....: 001637	
		Instrument ID..: I8		MDL.....: 0.46		
Zinc	**504 J**	**20.0**	**ug/L**	**SW846 6020**	**08/22-08/25/08**	**KVHVL1AV**
		Dilution Factor: 1		Analysis Time..: 13:13	Analyst ID.....: 001637	
		Instrument ID..: I8		MDL.....: 0.20		
Mercury	ND	0.20	ug/L	SW846 7470A	08/22-08/27/08	KVHVL1AX
		Dilution Factor: 1		Analysis Time..: 09:15	Analyst ID.....: 002260	
		Instrument ID..: H1		MDL.....: 0.10		

NOTE(S):

B Estimated result. Result is less than RL.

J Method blank contamination. The associated method blank contains the target analyte at a reportable level.

Tetra Tech NUS, Inc

Client Sample ID: MSA-DMW25I-081908

TOTAL Metals

Lot-Sample #...: A8H200234-003 **Matrix.....:** WG
Date Sampled...: 08/19/08 14:37 **Date Received..:** 08/20/08

PARAMETER	RESULT	REPORTING LIMIT	UNITS	METHOD	PREPARATION-ANALYSIS DATE	WORK ORDER #
Prep Batch #...: 8234014						
Silver	ND	1.0	ug/L	SW846 6020	08/21-08/25/08	KVGCW1A4
		Dilution Factor: 1		Analysis Time..: 14:45	Analyst ID.....: 001637	
		Instrument ID..: I8		MDL.....: 0.0026		
Arsenic	**6.1**	**5.0**	**ug/L**	**SW846 6020**	**08/21-08/25/08**	**KVGCW1AP**
		Dilution Factor: 1		Analysis Time..: 14:45	Analyst ID.....: 001637	
		Instrument ID..: I8		MDL.....: 0.13		
Barium	**68.1 J**	**1.0**	**ug/L**	**SW846 6020**	**08/21-08/25/08**	**KVGCW1AQ**
		Dilution Factor: 1		Analysis Time..: 14:45	Analyst ID.....: 001637	
		Instrument ID..: I8		MDL.....: 0.014		
Beryllium	ND	1.0	ug/L	SW846 6020	08/21-08/25/08	KVGCW1AR
		Dilution Factor: 1		Analysis Time..: 14:45	Analyst ID.....: 001637	
		Instrument ID..: I8		MDL.....: 0.012		
Cadmium	**0.0070 B**	**1.0**	**ug/L**	**SW846 6020**	**08/21-08/25/08**	**KVGCW1AT**
		Dilution Factor: 1		Analysis Time..: 14:45	Analyst ID.....: 001637	
		Instrument ID..: I8		MDL.....: 0.0061		
Cobalt	**0.34 B**	**1.0**	**ug/L**	**SW846 6020**	**08/21-08/25/08**	**KVGCW1AU**
		Dilution Factor: 1		Analysis Time..: 14:45	Analyst ID.....: 001637	
		Instrument ID..: I8		MDL.....: 0.0041		
Chromium	**1.3 B,J**	**2.0**	**ug/L**	**SW846 6020**	**08/21-08/25/08**	**KVGCW1A8**
		Dilution Factor: 1		Analysis Time..: 14:45	Analyst ID.....: 001637	
		Instrument ID..: I8		MDL.....: 0.069		
Copper	**1.1 B,J**	**2.0**	**ug/L**	**SW846 6020**	**08/21-08/25/08**	**KVGCW1AV**
		Dilution Factor: 1		Analysis Time..: 14:45	Analyst ID.....: 001637	
		Instrument ID..: I8		MDL.....: 0.051		
Iron	**46700 J**	**50.0**	**ug/L**	**SW846 6020**	**08/21-08/25/08**	**KVGCW1AW**
		Dilution Factor: 1		Analysis Time..: 14:45	Analyst ID.....: 001637	
		Instrument ID..: I8		MDL.....: 1.1		
Manganese	**576 J**	**1.0**	**ug/L**	**SW846 6020**	**08/21-08/25/08**	**KVGCW1A0**
		Dilution Factor: 1		Analysis Time..: 14:45	Analyst ID.....: 001637	
		Instrument ID..: I8		MDL.....: 0.027		

(Continued on next page)

Tetra Tech NUS, Inc

Client Sample ID: MSA-DMW25I-081908

TOTAL Metals

Lot-Sample #...: A8H200234-003 **Matrix.....:** WG

PARAMETER	RESULT	REPORTING LIMIT	UNITS	METHOD	PREPARATION-ANALYSIS DATE	WORK ORDER #
Molybdenum	**1.5 B**	**2.0**	**ug/L**	**SW846 6020**	**08/21-08/25/08**	**KVGCW1A1**
		Dilution Factor: 1		Analysis Time..: 14:45	Analyst ID.....: 001637	
		Instrument ID..: I8		MDL.....: 0.12		
Nickel	**0.28 B,J**	**2.0**	**ug/L**	**SW846 6020**	**08/21-08/25/08**	**KVGCW1A2**
		Dilution Factor: 1		Analysis Time..: 14:45	Analyst ID.....: 001637	
		Instrument ID..: I8		MDL.....: 0.053		
Lead	**0.21 B,J**	**1.0**	**ug/L**	**SW846 6020**	**08/21-08/25/08**	**KVGCW1AX**
		Dilution Factor: 1		Analysis Time..: 14:45	Analyst ID.....: 001637	
		Instrument ID..: I8		MDL.....: 0.018		
Antimony	ND	2.0	ug/L	SW846 6020	08/21-08/25/08	KVGCW1AN
		Dilution Factor: 1		Analysis Time..: 14:45	Analyst ID.....: 001637	
		Instrument ID..: I8		MDL.....: 0.035		
Selenium	ND	5.0	ug/L	SW846 6020	08/21-08/25/08	KVGCW1A3
		Dilution Factor: 1		Analysis Time..: 14:45	Analyst ID.....: 001637	
		Instrument ID..: I8		MDL.....: 0.14		
Thallium	ND	1.0	ug/L	SW846 6020	08/21-08/25/08	KVGCW1A5
		Dilution Factor: 1		Analysis Time..: 14:45	Analyst ID.....: 001637	
		Instrument ID..: I8		MDL.....: 0.11		
Vanadium	**0.91 B**	**20.0**	**ug/L**	**SW846 6020**	**08/21-08/25/08**	**KVGCW1A6**
		Dilution Factor: 1		Analysis Time..: 14:45	Analyst ID.....: 001637	
		Instrument ID..: I8		MDL.....: 0.46		
Zinc	**5.1 B,J**	**20.0**	**ug/L**	**SW846 6020**	**08/21-08/25/08**	**KVGCW1A7**
		Dilution Factor: 1		Analysis Time..: 14:45	Analyst ID.....: 001637	
		Instrument ID..: I8		MDL.....: 0.20		
Mercury	ND	0.20	ug/L	SW846 7470A	08/21/08	KVGCW1A9
		Dilution Factor: 1		Analysis Time..: 15:12	Analyst ID.....: 001576	
		Instrument ID..: H1		MDL.....: 0.10		

NOTE(S):

J Method blank contamination. The associated method blank contains the target analyte at a reportable level.

B Estimated result. Result is less than RL.

Tetra Tech NUS, Inc

Client Sample ID: MSA-DMW25S-081908

TOTAL Metals

Lot-Sample #...: A8H200234-002 Matrix.....: WG
Date Sampled...: 08/19/08 14:25 Date Received..: 08/20/08

PARAMETER	RESULT	REPORTING LIMIT	UNITS	METHOD	PREPARATION-ANALYSIS DATE	WORK ORDER #
Prep Batch #...: 8234014						
Silver	ND	1.0	ug/L	SW846 6020	08/21-08/25/08	KVGCT1A4
		Dilution Factor: 1		Analysis Time..: 14:37	Analyst ID.....: 001637	
		Instrument ID..: I8		MDL.....: 0.0026		
Arsenic	**11.2**	**5.0**	**ug/L**	**SW846 6020**	**08/21-08/25/08**	**KVGCT1AP**
		Dilution Factor: 1		Analysis Time..: 14:37	Analyst ID.....: 001637	
		Instrument ID..: I8		MDL.....: 0.13		
Barium	**53.5 J**	**1.0**	**ug/L**	**SW846 6020**	**08/21-08/25/08**	**KVGCT1AQ**
		Dilution Factor: 1		Analysis Time..: 14:37	Analyst ID.....: 001637	
		Instrument ID..: I8		MDL.....: 0.014		
Beryllium	ND	1.0	ug/L	SW846 6020	08/21-08/25/08	KVGCT1AR
		Dilution Factor: 1		Analysis Time..: 14:37	Analyst ID.....: 001637	
		Instrument ID..: I8		MDL.....: 0.012		
Cadmium	ND	1.0	ug/L	SW846 6020	08/21-08/25/08	KVGCT1AT
		Dilution Factor: 1		Analysis Time..: 14:37	Analyst ID.....: 001637	
		Instrument ID..: I8		MDL.....: 0.0061		
Cobalt	**1.0**	**1.0**	**ug/L**	**SW846 6020**	**08/21-08/25/08**	**KVGCT1AU**
		Dilution Factor: 1		Analysis Time..: 14:37	Analyst ID.....: 001637	
		Instrument ID..: I8		MDL.....: 0.0041		
Chromium	**1.1 B,J**	**2.0**	**ug/L**	**SW846 6020**	**08/21-08/25/08**	**KVGCT1A8**
		Dilution Factor: 1		Analysis Time..: 14:37	Analyst ID.....: 001637	
		Instrument ID..: I8		MDL.....: 0.069		
Copper	**0.11 B,J**	**2.0**	**ug/L**	**SW846 6020**	**08/21-08/25/08**	**KVGCT1AV**
		Dilution Factor: 1		Analysis Time..: 14:37	Analyst ID.....: 001637	
		Instrument ID..: I8		MDL.....: 0.051		
Iron	**18200 J**	**50.0**	**ug/L**	**SW846 6020**	**08/21-08/25/08**	**KVGCT1AW**
		Dilution Factor: 1		Analysis Time..: 14:37	Analyst ID.....: 001637	
		Instrument ID..: I8		MDL.....: 1.1		
Manganese	**615 J**	**1.0**	**ug/L**	**SW846 6020**	**08/21-08/25/08**	**KVGCT1A0**
		Dilution Factor: 1		Analysis Time..: 14:37	Analyst ID.....: 001637	
		Instrument ID..: I8		MDL.....: 0.027		

(Continued on next page)

Tetra Tech NUS, Inc

Client Sample ID: MSA-DMW25S-081908

TOTAL Metals

Lot-Sample #...: A8H200234-002 Matrix.....: WG

PARAMETER	RESULT	REPORTING LIMIT	UNITS	METHOD	PREPARATION-ANALYSIS DATE	WORK ORDER #
Molybdenum	**1.4 B**	**2.0**	**ug/L**	**SW846 6020**	**08/21-08/25/08**	**KVGCT1A1**
		Dilution Factor: 1		Analysis Time..: 14:37	Analyst ID.....: 001637	
		Instrument ID..: I8		MDL.....: 0.12		
Nickel	**1.0 B,J**	**2.0**	**ug/L**	**SW846 6020**	**08/21-08/25/08**	**KVGCT1A2**
		Dilution Factor: 1		Analysis Time..: 14:37	Analyst ID.....: 001637	
		Instrument ID..: I8		MDL.....: 0.053		
Lead	**0.047 B,J**	**1.0**	**ug/L**	**SW846 6020**	**08/21-08/25/08**	**KVGCT1AX**
		Dilution Factor: 1		Analysis Time..: 14:37	Analyst ID.....: 001637	
		Instrument ID..: I8		MDL.....: 0.018		
Antimony	ND	2.0	ug/L	SW846 6020	08/21-08/25/08	KVGCT1AN
		Dilution Factor: 1		Analysis Time..: 14:37	Analyst ID.....: 001637	
		Instrument ID..: I8		MDL.....: 0.035		
Selenium	**0.29 B**	**5.0**	**ug/L**	**SW846 6020**	**08/21-08/25/08**	**KVGCT1A3**
		Dilution Factor: 1		Analysis Time..: 14:37	Analyst ID.....: 001637	
		Instrument ID..: I8		MDL.....: 0.14		
Thallium	ND	1.0	ug/L	SW846 6020	08/21-08/25/08	KVGCT1A5
		Dilution Factor: 1		Analysis Time..: 14:37	Analyst ID.....: 001637	
		Instrument ID..: I8		MDL.....: 0.11		
Vanadium	**1.9 B**	**20.0**	**ug/L**	**SW846 6020**	**08/21-08/25/08**	**KVGCT1A6**
		Dilution Factor: 1		Analysis Time..: 14:37	Analyst ID.....: 001637	
		Instrument ID..: I8		MDL.....: 0.46		
Zinc	**2.1 B,J**	**20.0**	**ug/L**	**SW846 6020**	**08/21-08/25/08**	**KVGCT1A7**
		Dilution Factor: 1		Analysis Time..: 14:37	Analyst ID.....: 001637	
		Instrument ID..: I8		MDL.....: 0.20		
Mercury	ND	0.20	ug/L	SW846 7470A	08/21-08/22/08	KVGCT1A9
		Dilution Factor: 1		Analysis Time..: 12:52	Analyst ID.....: 001576	
		Instrument ID..: H4		MDL.....: 0.10		

NOTE(S):

J Method blank contamination. The associated method blank contains the target analyte at a reportable level.

B Estimated result. Result is less than RL.

Tetra Tech NUS, Inc

Client Sample ID: MSA-MW22D-081908

TOTAL Metals

Lot-Sample #...: A8H200234-001 Matrix.....: WG
Date Sampled...: 08/19/08 11:25 Date Received..: 08/20/08

PARAMETER	RESULT	REPORTING LIMIT	UNITS	METHOD	PREPARATION-ANALYSIS DATE	WORK ORDER #
Prep Batch #...: 8234014						
Silver	0.028 B	1.0	ug/L	SW846 6020	08/21-08/25/08	KVGCK1AR
		Dilution Factor: 1		Analysis Time..: 14:15	Analyst ID.....: 001637	
		Instrument ID..: I8		MDL.....: 0.0026		
Arsenic	3.6 B	5.0	ug/L	SW846 6020	08/21-08/25/08	KVGCK1AD
		Dilution Factor: 1		Analysis Time..: 14:15	Analyst ID.....: 001637	
		Instrument ID..: I8		MDL.....: 0.13		
Barium	119 J	1.0	ug/L	SW846 6020	08/21-08/25/08	KVGCK1AE
		Dilution Factor: 1		Analysis Time..: 14:15	Analyst ID.....: 001637	
		Instrument ID..: I8		MDL.....: 0.014		
Beryllium	0.14 B	1.0	ug/L	SW846 6020	08/21-08/25/08	KVGCK1AF
		Dilution Factor: 1		Analysis Time..: 14:15	Analyst ID.....: 001637	
		Instrument ID..: I8		MDL.....: 0.012		
Cadmium	0.13 B	1.0	ug/L	SW846 6020	08/21-08/25/08	KVGCK1AG
		Dilution Factor: 1		Analysis Time..: 14:15	Analyst ID.....: 001637	
		Instrument ID..: I8		MDL.....: 0.0061		
Cobalt	23.0	1.0	ug/L	SW846 6020	08/21-08/25/08	KVGCK1AH
		Dilution Factor: 1		Analysis Time..: 14:15	Analyst ID.....: 001637	
		Instrument ID..: I8		MDL.....: 0.0041		
Chromium	5.7 J	2.0	ug/L	SW846 6020	08/21-08/25/08	KVGCK1AW
		Dilution Factor: 1		Analysis Time..: 14:15	Analyst ID.....: 001637	
		Instrument ID..: I8		MDL.....: 0.069		
Copper	4.7 J	2.0	ug/L	SW846 6020	08/21-08/25/08	KVGCK1AJ
		Dilution Factor: 1		Analysis Time..: 14:15	Analyst ID.....: 001637	
		Instrument ID..: I8		MDL.....: 0.051		
Iron	32200 J	50.0	ug/L	SW846 6020	08/21-08/25/08	KVGCK1AK
		Dilution Factor: 1		Analysis Time..: 14:15	Analyst ID.....: 001637	
		Instrument ID..: I8		MDL.....: 1.1		
Manganese	741 J	1.0	ug/L	SW846 6020	08/21-08/25/08	KVGCK1AM
		Dilution Factor: 1		Analysis Time..: 14:15	Analyst ID.....: 001637	
		Instrument ID..: I8		MDL.....: 0.027		

(Continued on next page)

Tetra Tech NUS, Inc

Client Sample ID: MSA-MW22D-081908

TOTAL Metals

Lot-Sample #...: A8H200234-001 **Matrix.....:** WG

PARAMETER	RESULT	REPORTING LIMIT	UNITS	METHOD	PREPARATION-ANALYSIS DATE	WORK ORDER #
Molybdenum	**0.70 B**	**2.0**	**ug/L**	**SW846 6020**	**08/21-08/25/08**	**KVGCK1AN**
		Dilution Factor: 1		Analysis Time..: 14:15	Analyst ID.....: 001637	
		Instrument ID..: I8		MDL.....: 0.12		
Nickel	**10.1 J**	**2.0**	**ug/L**	**SW846 6020**	**08/21-08/25/08**	**KVGCK1AP**
		Dilution Factor: 1		Analysis Time..: 14:15	Analyst ID.....: 001637	
		Instrument ID..: I8		MDL.....: 0.053		
Lead	**2.4 J**	**1.0**	**ug/L**	**SW846 6020**	**08/21-08/25/08**	**KVGCK1AL**
		Dilution Factor: 1		Analysis Time..: 14:15	Analyst ID.....: 001637	
		Instrument ID..: I8		MDL.....: 0.018		
Antimony	**0.19 B**	**2.0**	**ug/L**	**SW846 6020**	**08/21-08/25/08**	**KVGCK1AC**
		Dilution Factor: 1		Analysis Time..: 14:15	Analyst ID.....: 001637	
		Instrument ID..: I8		MDL.....: 0.035		
Selenium	ND	5.0	ug/L	SW846 6020	08/21-08/25/08	KVGCK1AQ
		Dilution Factor: 1		Analysis Time..: 14:15	Analyst ID.....: 001637	
		Instrument ID..: I8		MDL.....: 0.14		
Thallium	ND	1.0	ug/L	SW846 6020	08/21-08/25/08	KVGCK1AT
		Dilution Factor: 1		Analysis Time..: 14:15	Analyst ID.....: 001637	
		Instrument ID..: I8		MDL.....: 0.11		
Vanadium	**4.7 B**	**20.0**	**ug/L**	**SW846 6020**	**08/21-08/25/08**	**KVGCK1AU**
		Dilution Factor: 1		Analysis Time..: 14:15	Analyst ID.....: 001637	
		Instrument ID..: I8		MDL.....: 0.46		
Zinc	**60.5 J**	**20.0**	**ug/L**	**SW846 6020**	**08/21-08/25/08**	**KVGCK1AV**
		Dilution Factor: 1		Analysis Time..: 14:15	Analyst ID.....: 001637	
		Instrument ID..: I8		MDL.....: 0.20		
Mercury	ND	0.20	ug/L	SW846 7470A	08/21/08	KVGCK1AX
		Dilution Factor: 1		Analysis Time..: 16:34	Analyst ID.....: 001576	
		Instrument ID..: H1		MDL.....: 0.10		

NOTE(S):

B Estimated result. Result is less than RL.

J Method blank contamination. The associated method blank contains the target analyte at a reportable level.

Tetra Tech NUS, Inc

Client Sample ID: MW-2-081808

TOTAL Metals

Lot-Sample #...: A8H190109-002 **Matrix.....:** WG
Date Sampled...: 08/18/08 11:41 **Date Received..:** 08/19/08

PARAMETER	RESULT	REPORTING LIMIT	UNITS	METHOD	PREPARATION-ANALYSIS DATE	WORK ORDER #
Prep Batch #...: 8233012						
Silver	ND	1.0	ug/L	SW846 6020	08/20-08/30/08	KVC5F1AT
		Dilution Factor: 1		Analysis Time..: 00:04	Analyst ID.....: 002260	
		Instrument ID..: I8		MDL.....: 0.0026		
Arsenic	7.8	5.0	ug/L	SW846 6020	08/20-08/30/08	KVC5F1AE
		Dilution Factor: 1		Analysis Time..: 00:04	Analyst ID.....: 002260	
		Instrument ID..: I8		MDL.....: 0.13		
Barium	13.5	1.0	ug/L	SW846 6020	08/20-08/30/08	KVC5F1AF
		Dilution Factor: 1		Analysis Time..: 00:04	Analyst ID.....: 002260	
		Instrument ID..: I8		MDL.....: 0.014		
Beryllium	6.5	1.0	ug/L	SW846 6020	08/20-09/02/08	KVC5F1AG
		Dilution Factor: 1		Analysis Time..: 15:39	Analyst ID.....: 001637	
		Instrument ID..: I8		MDL.....: 0.012		
Cadmium	12.4	1.0	ug/L	SW846 6020	08/20-08/30/08	KVC5F1AH
		Dilution Factor: 1		Analysis Time..: 00:04	Analyst ID.....: 002260	
		Instrument ID..: I8		MDL.....: 0.0061		
Cobalt	49.6	1.0	ug/L	SW846 6020	08/20-08/30/08	KVC5F1AJ
		Dilution Factor: 1		Analysis Time..: 00:04	Analyst ID.....: 002260	
		Instrument ID..: I8		MDL.....: 0.0041		
Chromium	13.3	2.0	ug/L	SW846 6020	08/20-08/30/08	KVC5F1AX
		Dilution Factor: 1		Analysis Time..: 00:04	Analyst ID.....: 002260	
		Instrument ID..: I8		MDL.....: 0.069		
Copper	41.8	2.0	ug/L	SW846 6020	08/20-08/30/08	KVC5F1AK
		Dilution Factor: 1		Analysis Time..: 00:04	Analyst ID.....: 002260	
		Instrument ID..: I8		MDL.....: 0.051		
Iron	22300	50.0	ug/L	SW846 6020	08/20-08/30/08	KVC5F1AL
		Dilution Factor: 1		Analysis Time..: 00:04	Analyst ID.....: 002260	
		Instrument ID..: I8		MDL.....: 1.1		
Manganese	2350	1.0	ug/L	SW846 6020	08/20-09/02/08	KVC5F1AN
		Dilution Factor: 1		Analysis Time..: 15:39	Analyst ID.....: 001637	
		Instrument ID..: I8		MDL.....: 0.027		

(Continued on next page)

Tetra Tech NUS, Inc

Client Sample ID: MW-2-081808

TOTAL Metals

Lot-Sample #...: A8H190109-002 Matrix.....: WG

PARAMETER	RESULT	REPORTING LIMIT	UNITS	METHOD	PREPARATION-ANALYSIS DATE	WORK ORDER #
Molybdenum	**1.1 B**	**2.0**	**ug/L**	**SW846 6020**	**08/20-08/30/08**	**KVC5F1AP**
		Dilution Factor: 1		Analysis Time..: 00:04	Analyst ID.....: 002260	
		Instrument ID..: I8		MDL.....: 0.12		
Nickel	**78.1**	**2.0**	**ug/L**	**SW846 6020**	**08/20-08/30/08**	**KVC5F1AQ**
		Dilution Factor: 1		Analysis Time..: 00:04	Analyst ID.....: 002260	
		Instrument ID..: I8		MDL.....: 0.053		
Lead	**3.5**	**1.0**	**ug/L**	**SW846 6020**	**08/20-08/30/08**	**KVC5F1AM**
		Dilution Factor: 1		Analysis Time..: 00:04	Analyst ID.....: 002260	
		Instrument ID..: I8		MDL.....: 0.018		
Antimony	**0.069 B**	**2.0**	**ug/L**	**SW846 6020**	**08/20-08/30/08**	**KVC5F1AD**
		Dilution Factor: 1		Analysis Time..: 00:04	Analyst ID.....: 002260	
		Instrument ID..: I8		MDL.....: 0.035		
Selenium	**19.1**	**5.0**	**ug/L**	**SW846 6020**	**08/20-08/30/08**	**KVC5F1AR**
		Dilution Factor: 1		Analysis Time..: 00:04	Analyst ID.....: 002260	
		Instrument ID..: I8		MDL.....: 0.14		
Thallium	**0.62 B**	**1.0**	**ug/L**	**SW846 6020**	**08/20-08/30/08**	**KVC5F1AU**
		Dilution Factor: 1		Analysis Time..: 00:04	Analyst ID.....: 002260	
		Instrument ID..: I8		MDL.....: 0.11		
Vanadium	**35.7**	**20.0**	**ug/L**	**SW846 6020**	**08/20-08/30/08**	**KVC5F1AV**
		Dilution Factor: 1		Analysis Time..: 00:04	Analyst ID.....: 002260	
		Instrument ID..: I8		MDL.....: 0.46		
Zinc	**386 J**	**20.0**	**ug/L**	**SW846 6020**	**08/20-08/30/08**	**KVC5F1AW**
		Dilution Factor: 1		Analysis Time..: 00:04	Analyst ID.....: 002260	
		Instrument ID..: I8		MDL.....: 0.20		
Mercury	ND	0.20	ug/L	SW846 7470A	08/20-08/21/08	KVC5F1A0
		Dilution Factor: 1		Analysis Time..: 11:20	Analyst ID.....: 001576	
		Instrument ID..: H1		MDL.....: 0.10		

NOTE(S):

B Estimated result. Result is less than RL.

J Method blank contamination. The associated method blank contains the target analyte at a reportable level.

Tetra Tech NUS, Inc

Client Sample ID: MW-22I-081808

TOTAL Metals

Lot-Sample #...: A8H190109-006 Matrix.....: WG
Date Sampled...: 08/18/08 15:30 Date Received..: 08/19/08

PARAMETER	RESULT	REPORTING LIMIT	UNITS	METHOD	PREPARATION-ANALYSIS DATE	WORK ORDER #
Prep Batch #...: 8233012						
Silver	ND	1.0	ug/L	SW846 6020	08/20-08/30/08	KVC5Q1A5
		Dilution Factor: 1		Analysis Time..: 01:10	Analyst ID.....: 002260	
		Instrument ID..: I8		MDL.....: 0.0026		
Arsenic	**6.6**	**5.0**	**ug/L**	**SW846 6020**	**08/20-08/30/08**	**KVC5Q1AQ**
		Dilution Factor: 1		Analysis Time..: 01:10	Analyst ID.....: 002260	
		Instrument ID..: I8		MDL.....: 0.13		
Barium	**37.9**	**1.0**	**ug/L**	**SW846 6020**	**08/20-08/30/08**	**KVC5Q1AR**
		Dilution Factor: 1		Analysis Time..: 01:10	Analyst ID.....: 002260	
		Instrument ID..: I8		MDL.....: 0.014		
Beryllium	**0.046 B**	**1.0**	**ug/L**	**SW846 6020**	**08/20-09/02/08**	**KVC5Q1AT**
		Dilution Factor: 1		Analysis Time..: 16:35	Analyst ID.....: 001637	
		Instrument ID..: I8		MDL.....: 0.012		
Cadmium	**0.13 B**	**1.0**	**ug/L**	**SW846 6020**	**08/20-08/30/08**	**KVC5Q1AU**
		Dilution Factor: 1		Analysis Time..: 01:10	Analyst ID.....: 002260	
		Instrument ID..: I8		MDL.....: 0.0061		
Cobalt	**1.2**	**1.0**	**ug/L**	**SW846 6020**	**08/20-08/30/08**	**KVC5Q1AV**
		Dilution Factor: 1		Analysis Time..: 01:10	Analyst ID.....: 002260	
		Instrument ID..: I8		MDL.....: 0.0041		
Chromium	**2.8**	**2.0**	**ug/L**	**SW846 6020**	**08/20-08/30/08**	**KVC5Q1A9**
		Dilution Factor: 1		Analysis Time..: 01:10	Analyst ID.....: 002260	
		Instrument ID..: I8		MDL.....: 0.069		
Copper	**5.8**	**2.0**	**ug/L**	**SW846 6020**	**08/20-08/30/08**	**KVC5Q1AW**
		Dilution Factor: 1		Analysis Time..: 01:10	Analyst ID.....: 002260	
		Instrument ID..: I8		MDL.....: 0.051		
Iron	**13200**	**50.0**	**ug/L**	**SW846 6020**	**08/20-08/30/08**	**KVC5Q1AX**
		Dilution Factor: 1		Analysis Time..: 01:10	Analyst ID.....: 002260	
		Instrument ID..: I8		MDL.....: 1.1		
Manganese	**136**	**1.0**	**ug/L**	**SW846 6020**	**08/20-09/02/08**	**KVC5Q1A1**
		Dilution Factor: 1		Analysis Time..: 16:35	Analyst ID.....: 001637	
		Instrument ID..: I8		MDL.....: 0.027		

(Continued on next page)

Tetra Tech NUS, Inc

Client Sample ID: MW-22I-081808

TOTAL Metals

Lot-Sample #...: A8H190109-006 Matrix.....: WG

PARAMETER	RESULT	REPORTING LIMIT	UNITS	METHOD	PREPARATION-ANALYSIS DATE	WORK ORDER #
Molybdenum	1.1 B	2.0	ug/L	SW846 6020	08/20-08/30/08	KVC5Q1A2
		Dilution Factor: 1		Analysis Time..: 01:10	Analyst ID.....: 002260	
		Instrument ID..: I8		MDL.....: 0.12		
Nickel	6.7	2.0	ug/L	SW846 6020	08/20-08/30/08	KVC5Q1A3
		Dilution Factor: 1		Analysis Time..: 01:10	Analyst ID.....: 002260	
		Instrument ID..: I8		MDL.....: 0.053		
Lead	1.3	1.0	ug/L	SW846 6020	08/20-08/30/08	KVC5Q1A0
		Dilution Factor: 1		Analysis Time..: 01:10	Analyst ID.....: 002260	
		Instrument ID..: I8		MDL.....: 0.018		
Antimony	0.056 B	2.0	ug/L	SW846 6020	08/20-08/30/08	KVC5Q1AP
		Dilution Factor: 1		Analysis Time..: 01:10	Analyst ID.....: 002260	
		Instrument ID..: I8		MDL.....: 0.035		
Selenium	0.42 B	5.0	ug/L	SW846 6020	08/20-08/30/08	KVC5Q1A4
		Dilution Factor: 1		Analysis Time..: 01:10	Analyst ID.....: 002260	
		Instrument ID..: I8		MDL.....: 0.14		
Thallium	0.17 B	1.0	ug/L	SW846 6020	08/20-08/30/08	KVC5Q1A6
		Dilution Factor: 1		Analysis Time..: 01:10	Analyst ID.....: 002260	
		Instrument ID..: I8		MDL.....: 0.11		
Vanadium	7.6 B	20.0	ug/L	SW846 6020	08/20-08/30/08	KVC5Q1A7
		Dilution Factor: 1		Analysis Time..: 01:10	Analyst ID.....: 002260	
		Instrument ID..: I8		MDL.....: 0.46		
Zinc	22.3 J	20.0	ug/L	SW846 6020	08/20-08/30/08	KVC5Q1A8
		Dilution Factor: 1		Analysis Time..: 01:10	Analyst ID.....: 002260	
		Instrument ID..: I8		MDL.....: 0.20		
Mercury	ND	0.20	ug/L	SW846 7470A	08/20-08/21/08	KVC5Q1AA
		Dilution Factor: 1		Analysis Time..: 11:34	Analyst ID.....: 001576	
		Instrument ID..: H1		MDL.....: 0.10		

NOTE(S):

B Estimated result. Result is less than RL.

J Method blank contamination. The associated method blank contains the target analyte at a reportable level.

Tetra Tech NUS, Inc

Client Sample ID: MW-23D-081808

TOTAL Metals

Lot-Sample #...: A8H190109-003 **Matrix.....:** WG
Date Sampled...: 08/18/08 12:25 **Date Received..:** 08/19/08

PARAMETER	RESULT	REPORTING LIMIT	UNITS	METHOD	PREPARATION-ANALYSIS DATE	WORK ORDER #
Prep Batch #...: 8233012						
Silver	ND	1.0	ug/L	SW846 6020	08/20-08/30/08	KVC5M1A5
		Dilution Factor: 1		Analysis Time..: 00:38	Analyst ID.....: 002260	
		Instrument ID..: I8		MDL.....: 0.0026		
Arsenic	**0.96 B**	**5.0**	**ug/L**	**SW846 6020**	**08/20-08/30/08**	**KVC5M1AQ**
		Dilution Factor: 1		Analysis Time..: 00:38	Analyst ID.....: 002260	
		Instrument ID..: I8		MDL.....: 0.13		
Barium	**98.1**	**1.0**	**ug/L**	**SW846 6020**	**08/20-08/30/08**	**KVC5M1AR**
		Dilution Factor: 1		Analysis Time..: 00:38	Analyst ID.....: 002260	
		Instrument ID..: I8		MDL.....: 0.014		
Beryllium	**0.88 B**	**1.0**	**ug/L**	**SW846 6020**	**08/20-09/02/08**	**KVC5M1AT**
		Dilution Factor: 1		Analysis Time..: 15:58	Analyst ID.....: 001637	
		Instrument ID..: I8		MDL.....: 0.012		
Cadmium	**0.084 B**	**1.0**	**ug/L**	**SW846 6020**	**08/20-08/30/08**	**KVC5M1AU**
		Dilution Factor: 1		Analysis Time..: 00:38	Analyst ID.....: 002260	
		Instrument ID..: I8		MDL.....: 0.0061		
Cobalt	**19.8**	**1.0**	**ug/L**	**SW846 6020**	**08/20-08/30/08**	**KVC5M1AV**
		Dilution Factor: 1		Analysis Time..: 00:38	Analyst ID.....: 002260	
		Instrument ID..: I8		MDL.....: 0.0041		
Chromium	**0.62 B**	**2.0**	**ug/L**	**SW846 6020**	**08/20-08/30/08**	**KVC5M1A9**
		Dilution Factor: 1		Analysis Time..: 00:38	Analyst ID.....: 002260	
		Instrument ID..: I8		MDL.....: 0.069		
Copper	**0.90 B**	**2.0**	**ug/L**	**SW846 6020**	**08/20-08/30/08**	**KVC5M1AW**
		Dilution Factor: 1		Analysis Time..: 00:38	Analyst ID.....: 002260	
		Instrument ID..: I8		MDL.....: 0.051		
Iron	**16200**	**50.0**	**ug/L**	**SW846 6020**	**08/20-08/30/08**	**KVC5M1AX**
		Dilution Factor: 1		Analysis Time..: 00:38	Analyst ID.....: 002260	
		Instrument ID..: I8		MDL.....: 1.1		
Manganese	**944**	**1.0**	**ug/L**	**SW846 6020**	**08/20-09/02/08**	**KVC5M1A1**
		Dilution Factor: 1		Analysis Time..: 15:58	Analyst ID.....: 001637	
		Instrument ID..: I8		MDL.....: 0.027		

(Continued on next page)

Tetra Tech NUS, Inc

Client Sample ID: MW-23D-081808

TOTAL Metals

Lot-Sample #...: A8H190109-003 Matrix.....: WG

PARAMETER	RESULT	REPORTING LIMIT	UNITS	METHOD	PREPARATION-ANALYSIS DATE	WORK ORDER #
Molybdenum	**0.64 B**	**2.0**	**ug/L**	**SW846 6020**	**08/20-08/30/08**	**KVC5M1A2**
		Dilution Factor: 1		Analysis Time..: 00:38	Analyst ID.....: 002260	
		Instrument ID..: I8		MDL.....: 0.12		
Nickel	**12.9**	**2.0**	**ug/L**	**SW846 6020**	**08/20-08/30/08**	**KVC5M1A3**
		Dilution Factor: 1		Analysis Time..: 00:38	Analyst ID.....: 002260	
		Instrument ID..: I8		MDL.....: 0.053		
Lead	**0.15 B**	**1.0**	**ug/L**	**SW846 6020**	**08/20-08/30/08**	**KVC5M1A0**
		Dilution Factor: 1		Analysis Time..: 00:38	Analyst ID.....: 002260	
		Instrument ID..: I8		MDL.....: 0.018		
Antimony	ND	2.0	ug/L	SW846 6020	08/20-08/30/08	KVC5M1AP
		Dilution Factor: 1		Analysis Time..: 00:38	Analyst ID.....: 002260	
		Instrument ID..: I8		MDL.....: 0.035		
Selenium	**0.35 B**	**5.0**	**ug/L**	**SW846 6020**	**08/20-08/30/08**	**KVC5M1A4**
		Dilution Factor: 1		Analysis Time..: 00:38	Analyst ID.....: 002260	
		Instrument ID..: I8		MDL.....: 0.14		
Thallium	**0.50 B**	**1.0**	**ug/L**	**SW846 6020**	**08/20-08/30/08**	**KVC5M1A6**
		Dilution Factor: 1		Analysis Time..: 00:38	Analyst ID.....: 002260	
		Instrument ID..: I8		MDL.....: 0.11		
Vanadium	ND	20.0	ug/L	SW846 6020	08/20-08/30/08	KVC5M1A7
		Dilution Factor: 1		Analysis Time..: 00:38	Analyst ID.....: 002260	
		Instrument ID..: I8		MDL.....: 0.46		
Zinc	**24.3 J**	**20.0**	**ug/L**	**SW846 6020**	**08/20-08/30/08**	**KVC5M1A8**
		Dilution Factor: 1		Analysis Time..: 00:38	Analyst ID.....: 002260	
		Instrument ID..: I8		MDL.....: 0.20		
Mercury	ND	0.20	ug/L	SW846 7470A	08/20-08/21/08	KVC5M1AA
		Dilution Factor: 1		Analysis Time..: 11:29	Analyst ID.....: 001576	
		Instrument ID..: H1		MDL.....: 0.10		

NOTE(S):

B Estimated result. Result is less than RL.

J Method blank contamination. The associated method blank contains the target analyte at a reportable level.

Tetra Tech NUS, Inc

Client Sample ID: MW-23I-081808

TOTAL Metals

Lot-Sample #...: A8H190109-004 Matrix.....: WG
Date Sampled...: 08/18/08 13:50 Date Received..: 08/19/08

PARAMETER	RESULT	REPORTING LIMIT	UNITS	METHOD	PREPARATION-ANALYSIS DATE	WORK ORDER #
Prep Batch #...: 8233012						
Silver	ND	1.0	ug/L	SW846 6020	08/20-08/30/08	KVC5N1AG
		Dilution Factor: 1		Analysis Time..: 00:46	Analyst ID.....: 002260	
		Instrument ID..: I8		MDL.....: 0.0026		
Arsenic	**4.7 B**	**5.0**	**ug/L**	**SW846 6020**	**08/20-08/30/08**	**KVC5N1A3**
		Dilution Factor: 1		Analysis Time..: 00:46	Analyst ID.....: 002260	
		Instrument ID..: I8		MDL.....: 0.13		
Barium	**31.0**	**1.0**	**ug/L**	**SW846 6020**	**08/20-08/30/08**	**KVC5N1A4**
		Dilution Factor: 1		Analysis Time..: 00:46	Analyst ID.....: 002260	
		Instrument ID..: I8		MDL.....: 0.014		
Beryllium	ND	1.0	ug/L	SW846 6020	08/20-09/02/08	KVC5N1A5
		Dilution Factor: 1		Analysis Time..: 16:07	Analyst ID.....: 001637	
		Instrument ID..: I8		MDL.....: 0.012		
Cadmium	**0.088 B**	**1.0**	**ug/L**	**SW846 6020**	**08/20-08/30/08**	**KVC5N1A6**
		Dilution Factor: 1		Analysis Time..: 00:46	Analyst ID.....: 002260	
		Instrument ID..: I8		MDL.....: 0.0061		
Cobalt	**10.9**	**1.0**	**ug/L**	**SW846 6020**	**08/20-08/30/08**	**KVC5N1A7**
		Dilution Factor: 1		Analysis Time..: 00:46	Analyst ID.....: 002260	
		Instrument ID..: I8		MDL.....: 0.0041		
Chromium	**2.2**	**2.0**	**ug/L**	**SW846 6020**	**08/20-08/30/08**	**KVC5N1AL**
		Dilution Factor: 1		Analysis Time..: 00:46	Analyst ID.....: 002260	
		Instrument ID..: I8		MDL.....: 0.069		
Copper	**0.096 B**	**2.0**	**ug/L**	**SW846 6020**	**08/20-08/30/08**	**KVC5N1A8**
		Dilution Factor: 1		Analysis Time..: 00:46	Analyst ID.....: 002260	
		Instrument ID..: I8		MDL.....: 0.051		
Iron	**42800**	**50.0**	**ug/L**	**SW846 6020**	**08/20-08/30/08**	**KVC5N1A9**
		Dilution Factor: 1		Analysis Time..: 00:46	Analyst ID.....: 002260	
		Instrument ID..: I8		MDL.....: 1.1		
Manganese	**3020**	**1.0**	**ug/L**	**SW846 6020**	**08/20-09/02/08**	**KVC5N1AC**
		Dilution Factor: 1		Analysis Time..: 16:07	Analyst ID.....: 001637	
		Instrument ID..: I8		MDL.....: 0.027		

(Continued on next page)

Tetra Tech NUS, Inc

Client Sample ID: MW-23I-081808

TOTAL Metals

Lot-Sample #...: A8H190109-004 Matrix.....: WG

PARAMETER	RESULT	REPORTING LIMIT	UNITS	METHOD	PREPARATION-ANALYSIS DATE	WORK ORDER #
Molybdenum	**0.60 B**	**2.0**	**ug/L**	**SW846 6020**	**08/20-08/30/08**	**KVC5N1AD**
		Dilution Factor: 1		Analysis Time..: 00:46	Analyst ID.....: 002260	
		Instrument ID..: I8		MDL.....: 0.12		
Nickel	**2.9**	**2.0**	**ug/L**	**SW846 6020**	**08/20-08/30/08**	**KVC5N1AE**
		Dilution Factor: 1		Analysis Time..: 00:46	Analyst ID.....: 002260	
		Instrument ID..: I8		MDL.....: 0.053		
Lead	**0.14 B**	**1.0**	**ug/L**	**SW846 6020**	**08/20-08/30/08**	**KVC5N1AA**
		Dilution Factor: 1		Analysis Time..: 00:46	Analyst ID.....: 002260	
		Instrument ID..: I8		MDL.....: 0.018		
Antimony	ND	2.0	ug/L	SW846 6020	08/20-08/30/08	KVC5N1A2
		Dilution Factor: 1		Analysis Time..: 00:46	Analyst ID.....: 002260	
		Instrument ID..: I8		MDL.....: 0.035		
Selenium	**0.16 B**	**5.0**	**ug/L**	**SW846 6020**	**08/20-08/30/08**	**KVC5N1AF**
		Dilution Factor: 1		Analysis Time..: 00:46	Analyst ID.....: 002260	
		Instrument ID..: I8		MDL.....: 0.14		
Thallium	**0.16 B**	**1.0**	**ug/L**	**SW846 6020**	**08/20-08/30/08**	**KVC5N1AH**
		Dilution Factor: 1		Analysis Time..: 00:46	Analyst ID.....: 002260	
		Instrument ID..: I8		MDL.....: 0.11		
Vanadium	**0.74 B**	**20.0**	**ug/L**	**SW846 6020**	**08/20-08/30/08**	**KVC5N1AJ**
		Dilution Factor: 1		Analysis Time..: 00:46	Analyst ID.....: 002260	
		Instrument ID..: I8		MDL.....: 0.46		
Zinc	**6.0 B,J**	**20.0**	**ug/L**	**SW846 6020**	**08/20-08/30/08**	**KVC5N1AK**
		Dilution Factor: 1		Analysis Time..: 00:46	Analyst ID.....: 002260	
		Instrument ID..: I8		MDL.....: 0.20		
Mercury	**0.14 B**	**0.20**	**ug/L**	**SW846 7470A**	**08/20-08/21/08**	**KVC5N1AM**
		Dilution Factor: 1		Analysis Time..: 11:36	Analyst ID.....: 001576	
		Instrument ID..: H1		MDL.....: 0.10		

NOTE(S):

B Estimated result. Result is less than RL.

J Method blank contamination. The associated method blank contains the target analyte at a reportable level.

Tetra Tech NUS, Inc

Client Sample ID: MW-4-081808

TOTAL Metals

Lot-Sample #...: A8H190109-007
Date Sampled...: 08/18/08 15:42 Date Received..: 08/19/08
Matrix.....: WG

PARAMETER	RESULT	REPORTING LIMIT	UNITS	METHOD	PREPARATION-ANALYSIS DATE	WORK ORDER #
Prep Batch #...: 8233012						
Silver	0.24 B	1.0	ug/L	SW846 6020	08/20-08/30/08	KVC5R1A5
		Dilution Factor: 1		Analysis Time..: 01:18	Analyst ID.....: 002260	
		Instrument ID..: I8		MDL.....: 0.0026		
Arsenic	1.3 B	5.0	ug/L	SW846 6020	08/20-08/30/08	KVC5R1AQ
		Dilution Factor: 1		Analysis Time..: 01:18	Analyst ID.....: 002260	
		Instrument ID..: I8		MDL.....: 0.13		
Barium	56.5	1.0	ug/L	SW846 6020	08/20-08/30/08	KVC5R1AR
		Dilution Factor: 1		Analysis Time..: 01:18	Analyst ID.....: 002260	
		Instrument ID..: I8		MDL.....: 0.014		
Beryllium	ND	1.0	ug/L	SW846 6020	08/20-09/02/08	KVC5R1AT
		Dilution Factor: 1		Analysis Time..: 16:44	Analyst ID.....: 001637	
		Instrument ID..: I8		MDL.....: 0.012		
Cadmium	23.7	1.0	ug/L	SW846 6020	08/20-08/30/08	KVC5R1AU
		Dilution Factor: 1		Analysis Time..: 01:18	Analyst ID.....: 002260	
		Instrument ID..: I8		MDL.....: 0.0061		
Cobalt	0.54 B	1.0	ug/L	SW846 6020	08/20-08/30/08	KVC5R1AV
		Dilution Factor: 1		Analysis Time..: 01:18	Analyst ID.....: 002260	
		Instrument ID..: I8		MDL.....: 0.0041		
Chromium	4.5	2.0	ug/L	SW846 6020	08/20-08/30/08	KVC5R1A9
		Dilution Factor: 1		Analysis Time..: 01:18	Analyst ID.....: 002260	
		Instrument ID..: I8		MDL.....: 0.069		
Copper	34.5	2.0	ug/L	SW846 6020	08/20-08/30/08	KVC5R1AW
		Dilution Factor: 1		Analysis Time..: 01:18	Analyst ID.....: 002260	
		Instrument ID..: I8		MDL.....: 0.051		
Iron	6010	50.0	ug/L	SW846 6020	08/20-08/30/08	KVC5R1AX
		Dilution Factor: 1		Analysis Time..: 01:18	Analyst ID.....: 002260	
		Instrument ID..: I8		MDL.....: 1.1		
Manganese	370	1.0	ug/L	SW846 6020	08/20-09/02/08	KVC5R1A1
		Dilution Factor: 1		Analysis Time..: 16:44	Analyst ID.....: 001637	
		Instrument ID..: I8		MDL.....: 0.027		

(Continued on next page)

Tetra Tech NUS, Inc

Client Sample ID: MW-4-081808

TOTAL Metals

Lot-Sample #...: A8H190109-007 Matrix.....: WG

PARAMETER	RESULT	REPORTING LIMIT	UNITS	METHOD	PREPARATION-ANALYSIS DATE	WORK ORDER #
Molybdenum	2.8	2.0	ug/L	SW846 6020	08/20-08/30/08	KVC5R1A2
		Dilution Factor: 1		Analysis Time..: 01:18	Analyst ID.....: 002260	
		Instrument ID..: I8		MDL.....: 0.12		
Nickel	6.0	2.0	ug/L	SW846 6020	08/20-08/30/08	KVC5R1A3
		Dilution Factor: 1		Analysis Time..: 01:18	Analyst ID.....: 002260	
		Instrument ID..: I8		MDL.....: 0.053		
Lead	16.9	1.0	ug/L	SW846 6020	08/20-08/30/08	KVC5R1A0
		Dilution Factor: 1		Analysis Time..: 01:18	Analyst ID.....: 002260	
		Instrument ID..: I8		MDL.....: 0.018		
Antimony	2.9	2.0	ug/L	SW846 6020	08/20-08/30/08	KVC5R1AP
		Dilution Factor: 1		Analysis Time..: 01:18	Analyst ID.....: 002260	
		Instrument ID..: I8		MDL.....: 0.035		
Selenium	0.30 B	5.0	ug/L	SW846 6020	08/20-08/30/08	KVC5R1A4
		Dilution Factor: 1		Analysis Time..: 01:18	Analyst ID.....: 002260	
		Instrument ID..: I8		MDL.....: 0.14		
Thallium	0.12 B	1.0	ug/L	SW846 6020	08/20-08/30/08	KVC5R1A6
		Dilution Factor: 1		Analysis Time..: 01:18	Analyst ID.....: 002260	
		Instrument ID..: I8		MDL.....: 0.11		
Vanadium	2.3 B	20.0	ug/L	SW846 6020	08/20-08/30/08	KVC5R1A7
		Dilution Factor: 1		Analysis Time..: 01:18	Analyst ID.....: 002260	
		Instrument ID..: I8		MDL.....: 0.46		
Zinc	657 J	20.0	ug/L	SW846 6020	08/20-08/30/08	KVC5R1A8
		Dilution Factor: 1		Analysis Time..: 01:18	Analyst ID.....: 002260	
		Instrument ID..: I8		MDL.....: 0.20		
Mercury	ND	0.20	ug/L	SW846 7470A	08/20-08/21/08	KVC5R1AA
		Dilution Factor: 1		Analysis Time..: 11:31	Analyst ID.....: 001576	
		Instrument ID..: H1		MDL.....: 0.10		

NOTE(S):

B Estimated result. Result is less than RL.

J Method blank contamination. The associated method blank contains the target analyte at a reportable level.

Tetra Tech NUS, Inc

Client Sample ID: DMW-17I-082008

DISSOLVED Metals

Lot-Sample #...: A8H210130-003 **Matrix.....:** WG
Date Sampled...: 08/20/08 13:25 **Date Received..:** 08/21/08

PARAMETER	RESULT	REPORTING LIMIT	UNITS	METHOD	PREPARATION-ANALYSIS DATE	WORK ORDER #
Prep Batch #...: 8235014						
Silver	ND	1.0	ug/L	SW846 6020	08/22-08/29/08	KVHV01CE
		Dilution Factor: 1		Analysis Time..: 16:17	Analyst ID.....: 002260	
		Instrument ID..: I8		MDL.....: 0.0026		
Arsenic	**15.0**	**5.0**	**ug/L**	**SW846 6020**	**08/22-08/29/08**	**KVHV01AC**
		Dilution Factor: 1		Analysis Time..: 16:17	Analyst ID.....: 002260	
		Instrument ID..: I8		MDL.....: 0.13		
Barium	**27.2 J**	**1.0**	**ug/L**	**SW846 6020**	**08/22-08/25/08**	**KVHV01AD**
		Dilution Factor: 1		Analysis Time..: 13:35	Analyst ID.....: 001637	
		Instrument ID..: I8		MDL.....: 0.014		
Beryllium	ND	1.0	ug/L	SW846 6020	08/22-08/25/08	KVHV01AE
		Dilution Factor: 1		Analysis Time..: 13:35	Analyst ID.....: 001637	
		Instrument ID..: I8		MDL.....: 0.012		
Cadmium	ND	1.0	ug/L	SW846 6020	08/22-08/29/08	KVHV01AF
		Dilution Factor: 1		Analysis Time..: 16:17	Analyst ID.....: 002260	
		Instrument ID..: I8		MDL.....: 0.0061		
Cobalt	**7.0**	**1.0**	**ug/L**	**SW846 6020**	**08/22-08/29/08**	**KVHV01AG**
		Dilution Factor: 1		Analysis Time..: 16:17	Analyst ID.....: 002260	
		Instrument ID..: I8		MDL.....: 0.0041		
Chromium	**1.0 B,J**	**2.0**	**ug/L**	**SW846 6020**	**08/22-08/29/08**	**KVHV01CJ**
		Dilution Factor: 1		Analysis Time..: 16:17	Analyst ID.....: 002260	
		Instrument ID..: I8		MDL.....: 0.069		
Copper	**0.12 B,J**	**2.0**	**ug/L**	**SW846 6020**	**08/22-08/29/08**	**KVHV01AH**
		Dilution Factor: 1		Analysis Time..: 16:17	Analyst ID.....: 002260	
		Instrument ID..: I8		MDL.....: 0.051		
Iron	**18600 J**	**50.0**	**ug/L**	**SW846 6020**	**08/22-08/29/08**	**KVHV01AJ**
		Dilution Factor: 1		Analysis Time..: 16:17	Analyst ID.....: 002260	
		Instrument ID..: I8		MDL.....: 1.1		
Manganese	**164 J**	**1.0**	**ug/L**	**SW846 6020**	**08/22-08/29/08**	**KVHV01AL**
		Dilution Factor: 1		Analysis Time..: 16:17	Analyst ID.....: 002260	
		Instrument ID..: I8		MDL.....: 0.027		

(Continued on next page)

Tetra Tech NUS, Inc

Client Sample ID: DMW-17I-082008

DISSOLVED Metals

Lot-Sample #...: A8H210130-003 **Matrix.....:** WG

PARAMETER	RESULT	REPORTING LIMIT	UNITS	METHOD	PREPARATION-ANALYSIS DATE	WORK ORDER #
Molybdenum	**0.66 B**	**2.0**	**ug/L**	**SW846 6020**	**08/22-08/29/08**	**KVHV01CA**
		Dilution Factor: 1		Analysis Time..: 16:17	Analyst ID.....: 002260	
		Instrument ID..: I8		MDL.....: 0.12		
Nickel	**5.4 J**	**2.0**	**ug/L**	**SW846 6020**	**08/22-08/29/08**	**KVHV01CC**
		Dilution Factor: 1		Analysis Time..: 16:17	Analyst ID.....: 002260	
		Instrument ID..: I8		MDL.....: 0.053		
Lead	**0.065 B,J**	**1.0**	**ug/L**	**SW846 6020**	**08/22-08/25/08**	**KVHV01AK**
		Dilution Factor: 1		Analysis Time..: 13:35	Analyst ID.....: 001637	
		Instrument ID..: I8		MDL.....: 0.018		
Antimony	ND	2.0	ug/L	SW846 6020	08/22-08/25/08	KVHV01AA
		Dilution Factor: 1		Analysis Time..: 13:35	Analyst ID.....: 001637	
		Instrument ID..: I8		MDL.....: 0.035		
Selenium	ND	5.0	ug/L	SW846 6020	08/22-08/29/08	KVHV01CD
		Dilution Factor: 1		Analysis Time..: 16:17	Analyst ID.....: 002260	
		Instrument ID..: I8		MDL.....: 0.14		
Thallium	ND	1.0	ug/L	SW846 6020	08/22-08/25/08	KVHV01CF
		Dilution Factor: 1		Analysis Time..: 13:35	Analyst ID.....: 001637	
		Instrument ID..: I8		MDL.....: 0.11		
Vanadium	**0.47 B**	**20.0**	**ug/L**	**SW846 6020**	**08/22-08/29/08**	**KVHV01CG**
		Dilution Factor: 1		Analysis Time..: 16:17	Analyst ID.....: 002260	
		Instrument ID..: I8		MDL.....: 0.46		
Zinc	**4.5 B,J**	**20.0**	**ug/L**	**SW846 6020**	**08/22-08/29/08**	**KVHV01CH**
		Dilution Factor: 1		Analysis Time..: 16:17	Analyst ID.....: 002260	
		Instrument ID..: I8		MDL.....: 0.20		
Mercury	**0.12 B**	**0.20**	**ug/L**	**SW846 7470A**	**08/22-08/27/08**	**KVHV01CK**
		Dilution Factor: 1		Analysis Time..: 09:29	Analyst ID.....: 002260	
		Instrument ID..: H1		MDL.....: 0.10		

NOTE(S):

J Method blank contamination. The associated method blank contains the target analyte at a reportable level.

B Estimated result. Result is less than RL.

Tetra Tech NUS, Inc

Client Sample ID: DMW-17S-082008

DISSOLVED Metals

Lot-Sample #...: A8H210130-005 **Matrix.....:** WG
Date Sampled...: 08/20/08 14:45 **Date Received..:** 08/21/08

PARAMETER	RESULT	REPORTING LIMIT	UNITS	METHOD	PREPARATION-ANALYSIS DATE	WORK ORDER #
Prep Batch #...: 8235014						
Silver	ND	1.0	ug/L	SW846 6020	08/22-08/25/08	KVHV21CE
		Dilution Factor: 1		Analysis Time..: 13:51	Analyst ID.....: 001637	
		Instrument ID..: I8		MDL.....: 0.0026		
Arsenic	**8.9**	**5.0**	**ug/L**	**SW846 6020**	**08/22-08/25/08**	**KVHV21AC**
		Dilution Factor: 1		Analysis Time..: 13:51	Analyst ID.....: 001637	
		Instrument ID..: I8		MDL.....: 0.13		
Barium	**90.0 J**	**1.0**	**ug/L**	**SW846 6020**	**08/22-08/25/08**	**KVHV21AD**
		Dilution Factor: 1		Analysis Time..: 13:51	Analyst ID.....: 001637	
		Instrument ID..: I8		MDL.....: 0.014		
Beryllium	ND	1.0	ug/L	SW846 6020	08/22-08/25/08	KVHV21AE
		Dilution Factor: 1		Analysis Time..: 13:51	Analyst ID.....: 001637	
		Instrument ID..: I8		MDL.....: 0.012		
Cadmium	ND	1.0	ug/L	SW846 6020	08/22-08/25/08	KVHV21AF
		Dilution Factor: 1		Analysis Time..: 13:51	Analyst ID.....: 001637	
		Instrument ID..: I8		MDL.....: 0.0061		
Cobalt	**0.42 B**	**1.0**	**ug/L**	**SW846 6020**	**08/22-08/25/08**	**KVHV21AG**
		Dilution Factor: 1		Analysis Time..: 13:51	Analyst ID.....: 001637	
		Instrument ID..: I8		MDL.....: 0.0041		
Chromium	**0.71 B,J**	**2.0**	**ug/L**	**SW846 6020**	**08/22-08/25/08**	**KVHV21CJ**
		Dilution Factor: 1		Analysis Time..: 13:51	Analyst ID.....: 001637	
		Instrument ID..: I8		MDL.....: 0.069		
Copper	**0.066 B,J**	**2.0**	**ug/L**	**SW846 6020**	**08/22-08/25/08**	**KVHV21AH**
		Dilution Factor: 1		Analysis Time..: 13:51	Analyst ID.....: 001637	
		Instrument ID..: I8		MDL.....: 0.051		
Iron	**44900 J**	**50.0**	**ug/L**	**SW846 6020**	**08/22-08/25/08**	**KVHV21AJ**
		Dilution Factor: 1		Analysis Time..: 13:51	Analyst ID.....: 001637	
		Instrument ID..: I8		MDL.....: 1.1		
Manganese	**1320 J**	**1.0**	**ug/L**	**SW846 6020**	**08/22-08/25/08**	**KVHV21AL**
		Dilution Factor: 1		Analysis Time..: 13:51	Analyst ID.....: 001637	
		Instrument ID..: I8		MDL.....: 0.027		

(Continued on next page)

Tetra Tech NUS, Inc

Client Sample ID: DMW-17S-082008

DISSOLVED Metals

Lot-Sample #...: A8H210130-005 **Matrix.....:** WG

PARAMETER	RESULT	REPORTING LIMIT	UNITS	METHOD	PREPARATION-ANALYSIS DATE	WORK ORDER #
Molybdenum	**0.53 B**	**2.0**	**ug/L**	**SW846 6020**	**08/22-08/25/08**	**KVHV21CA**
		Dilution Factor: 1		Analysis Time..: 13:51	Analyst ID.....: 001637	
		Instrument ID..: I8		MDL.....: 0.12		
Nickel	**0.23 B,J**	**2.0**	**ug/L**	**SW846 6020**	**08/22-08/25/08**	**KVHV21CC**
		Dilution Factor: 1		Analysis Time..: 13:51	Analyst ID.....: 001637	
		Instrument ID..: I8		MDL.....: 0.053		
Lead	**0.34 B,J**	**1.0**	**ug/L**	**SW846 6020**	**08/22-08/25/08**	**KVHV21AK**
		Dilution Factor: 1		Analysis Time..: 13:51	Analyst ID.....: 001637	
		Instrument ID..: I8		MDL.....: 0.018		
Antimony	ND	2.0	ug/L	SW846 6020	08/22-08/25/08	KVHV21AA
		Dilution Factor: 1		Analysis Time..: 13:51	Analyst ID.....: 001637	
		Instrument ID..: I8		MDL.....: 0.035		
Selenium	ND	5.0	ug/L	SW846 6020	08/22-08/25/08	KVHV21CD
		Dilution Factor: 1		Analysis Time..: 13:51	Analyst ID.....: 001637	
		Instrument ID..: I8		MDL.....: 0.14		
Thallium	ND	1.0	ug/L	SW846 6020	08/22-08/25/08	KVHV21CF
		Dilution Factor: 1		Analysis Time..: 13:51	Analyst ID.....: 001637	
		Instrument ID..: I8		MDL.....: 0.11		
Vanadium	ND	20.0	ug/L	SW846 6020	08/22-08/25/08	KVHV21CG
		Dilution Factor: 1		Analysis Time..: 13:51	Analyst ID.....: 001637	
		Instrument ID..: I8		MDL.....: 0.46		
Zinc	**3.7 B,J**	**20.0**	**ug/L**	**SW846 6020**	**08/22-08/25/08**	**KVHV21CH**
		Dilution Factor: 1		Analysis Time..: 13:51	Analyst ID.....: 001637	
		Instrument ID..: I8		MDL.....: 0.20		
Mercury	ND	0.20	ug/L	SW846 7470A	08/22-08/27/08	KVHV21CK
		Dilution Factor: 1		Analysis Time..: 09:24	Analyst ID.....: 002260	
		Instrument ID..: H1		MDL.....: 0.10		

NOTE(S):

J Method blank contamination. The associated method blank contains the target analyte at a reportable level.

B Estimated result. Result is less than RL.

Tetra Tech NUS, Inc

Client Sample ID: DMW-1S-081808

DISSOLVED Metals

Lot-Sample #...: A8H190109-005 **Matrix.....:** WG
Date Sampled...: 08/18/08 14:15 **Date Received..:** 08/19/08

PARAMETER	RESULT	REPORTING LIMIT	UNITS	METHOD	PREPARATION-ANALYSIS DATE	WORK ORDER #
Prep Batch #...: 8233012						
Silver	ND	1.0	ug/L	SW846 6020	08/20-08/30/08	KVC5P1CF
		Dilution Factor: 1		Analysis Time..: 01:06	Analyst ID.....: 002260	
		Instrument ID..: I8		MDL.....: 0.0026		
Arsenic	**3.7 B**	**5.0**	**ug/L**	**SW846 6020**	**08/20-08/30/08**	**KVC5P1AD**
		Dilution Factor: 1		Analysis Time..: 01:06	Analyst ID.....: 002260	
		Instrument ID..: I8		MDL.....: 0.13		
Barium	**216**	**1.0**	**ug/L**	**SW846 6020**	**08/20-08/30/08**	**KVC5P1AE**
		Dilution Factor: 1		Analysis Time..: 01:06	Analyst ID.....: 002260	
		Instrument ID..: I8		MDL.....: 0.014		
Beryllium	ND	1.0	ug/L	SW846 6020	08/20-09/02/08	KVC5P1AF
		Dilution Factor: 1		Analysis Time..: 16:31	Analyst ID.....: 001637	
		Instrument ID..: I8		MDL.....: 0.012		
Cadmium	ND	1.0	ug/L	SW846 6020	08/20-08/30/08	KVC5P1AG
		Dilution Factor: 1		Analysis Time..: 01:06	Analyst ID.....: 002260	
		Instrument ID..: I8		MDL.....: 0.0061		
Cobalt	**3.1**	**1.0**	**ug/L**	**SW846 6020**	**08/20-08/30/08**	**KVC5P1AH**
		Dilution Factor: 1		Analysis Time..: 01:06	Analyst ID.....: 002260	
		Instrument ID..: I8		MDL.....: 0.0041		
Chromium	**0.65 B**	**2.0**	**ug/L**	**SW846 6020**	**08/20-08/30/08**	**KVC5P1CK**
		Dilution Factor: 1		Analysis Time..: 01:06	Analyst ID.....: 002260	
		Instrument ID..: I8		MDL.....: 0.069		
Copper	**0.38 B**	**2.0**	**ug/L**	**SW846 6020**	**08/20-08/30/08**	**KVC5P1AJ**
		Dilution Factor: 1		Analysis Time..: 01:06	Analyst ID.....: 002260	
		Instrument ID..: I8		MDL.....: 0.051		
Iron	**43000**	**50.0**	**ug/L**	**SW846 6020**	**08/20-08/30/08**	**KVC5P1AK**
		Dilution Factor: 1		Analysis Time..: 01:06	Analyst ID.....: 002260	
		Instrument ID..: I8		MDL.....: 1.1		
Manganese	**1030**	**1.0**	**ug/L**	**SW846 6020**	**08/20-09/02/08**	**KVC5P1CA**
		Dilution Factor: 1		Analysis Time..: 16:31	Analyst ID.....: 001637	
		Instrument ID..: I8		MDL.....: 0.027		

(Continued on next page)

Tetra Tech NUS, Inc

Client Sample ID: DMW-1S-081808

DISSOLVED Metals

Lot-Sample #...: A8H190109-005 Matrix.....: WG

PARAMETER	RESULT	REPORTING LIMIT	UNITS	METHOD	PREPARATION-ANALYSIS DATE	WORK ORDER #
Molybdenum	0.66 B	2.0	ug/L	SW846 6020	08/20-08/30/08	KVC5P1CC
		Dilution Factor: 1		Analysis Time..: 01:06	Analyst ID.....: 002260	
		Instrument ID..: I8		MDL.....: 0.12		
Nickel	2.9	2.0	ug/L	SW846 6020	08/20-08/30/08	KVC5P1CD
		Dilution Factor: 1		Analysis Time..: 01:06	Analyst ID.....: 002260	
		Instrument ID..: I8		MDL.....: 0.053		
Lead	0.39 B	1.0	ug/L	SW846 6020	08/20-08/30/08	KVC5P1AL
		Dilution Factor: 1		Analysis Time..: 01:06	Analyst ID.....: 002260	
		Instrument ID..: I8		MDL.....: 0.018		
Antimony	0.31 B	2.0	ug/L	SW846 6020	08/20-08/30/08	KVC5P1AC
		Dilution Factor: 1		Analysis Time..: 01:06	Analyst ID.....: 002260	
		Instrument ID..: I8		MDL.....: 0.035		
Selenium	0.32 B	5.0	ug/L	SW846 6020	08/20-08/30/08	KVC5P1CE
		Dilution Factor: 1		Analysis Time..: 01:06	Analyst ID.....: 002260	
		Instrument ID..: I8		MDL.....: 0.14		
Thallium	0.23 B	1.0	ug/L	SW846 6020	08/20-08/30/08	KVC5P1CG
		Dilution Factor: 1		Analysis Time..: 01:06	Analyst ID.....: 002260	
		Instrument ID..: I8		MDL.....: 0.11		
Vanadium	2.0 B	20.0	ug/L	SW846 6020	08/20-08/30/08	KVC5P1CH
		Dilution Factor: 1		Analysis Time..: 01:06	Analyst ID.....: 002260	
		Instrument ID..: I8		MDL.....: 0.46		
Zinc	10.8 B,J	20.0	ug/L	SW846 6020	08/20-08/30/08	KVC5P1CJ
		Dilution Factor: 1		Analysis Time..: 01:06	Analyst ID.....: 002260	
		Instrument ID..: I8		MDL.....: 0.20		
Mercury	ND	0.20	ug/L	SW846 7470A	08/20-08/21/08	KVC5P1CL
		Dilution Factor: 1		Analysis Time..: 11:28	Analyst ID.....: 001576	
		Instrument ID..: H1		MDL.....: 0.10		

NOTE(S):

B Estimated result. Result is less than RL.

J Method blank contamination. The associated method blank contains the target analyte at a reportable level.

Tetra Tech NUS, Inc

Client Sample ID: DMW-6D-082008

DISSOLVED Metals

Lot-Sample #...: A8H210130-004 **Matrix.....:** WG
Date Sampled...: 08/20/08 14:30 **Date Received..:** 08/21/08

PARAMETER	RESULT	REPORTING LIMIT	UNITS	METHOD	PREPARATION-ANALYSIS DATE	WORK ORDER #
Prep Batch #...: 8235014						
Silver	ND	1.0	ug/L	SW846 6020	08/22-08/25/08	KVHV11CE
		Dilution Factor: 1		Analysis Time..: 13:43	Analyst ID.....: 001637	
		Instrument ID..: I8		MDL.....: 0.0026		
Arsenic	**0.77 B**	**5.0**	**ug/L**	**SW846 6020**	**08/22-08/25/08**	**KVHV11AC**
		Dilution Factor: 1		Analysis Time..: 13:43	Analyst ID.....: 001637	
		Instrument ID..: I8		MDL.....: 0.13		
Barium	**51.6 J**	**1.0**	**ug/L**	**SW846 6020**	**08/22-08/25/08**	**KVHV11AD**
		Dilution Factor: 1		Analysis Time..: 13:43	Analyst ID.....: 001637	
		Instrument ID..: I8		MDL.....: 0.014		
Beryllium	**0.72 B**	**1.0**	**ug/L**	**SW846 6020**	**08/22-08/25/08**	**KVHV11AE**
		Dilution Factor: 1		Analysis Time..: 13:43	Analyst ID.....: 001637	
		Instrument ID..: I8		MDL.....: 0.012		
Cadmium	**0.73 B**	**1.0**	**ug/L**	**SW846 6020**	**08/22-08/25/08**	**KVHV11AF**
		Dilution Factor: 1		Analysis Time..: 13:43	Analyst ID.....: 001637	
		Instrument ID..: I8		MDL.....: 0.0061		
Cobalt	**28.8**	**1.0**	**ug/L**	**SW846 6020**	**08/22-08/25/08**	**KVHV11AG**
		Dilution Factor: 1		Analysis Time..: 13:43	Analyst ID.....: 001637	
		Instrument ID..: I8		MDL.....: 0.0041		
Chromium	**1.4 B,J**	**2.0**	**ug/L**	**SW846 6020**	**08/22-08/25/08**	**KVHV11CJ**
		Dilution Factor: 1		Analysis Time..: 13:43	Analyst ID.....: 001637	
		Instrument ID..: I8		MDL.....: 0.069		
Copper	**20.7 J**	**2.0**	**ug/L**	**SW846 6020**	**08/22-08/25/08**	**KVHV11AH**
		Dilution Factor: 1		Analysis Time..: 13:43	Analyst ID.....: 001637	
		Instrument ID..: I8		MDL.....: 0.051		
Iron	**156 J**	**50.0**	**ug/L**	**SW846 6020**	**08/22-08/25/08**	**KVHV11AJ**
		Dilution Factor: 1		Analysis Time..: 13:43	Analyst ID.....: 001637	
		Instrument ID..: I8		MDL.....: 1.1		
Manganese	**838 J**	**1.0**	**ug/L**	**SW846 6020**	**08/22-08/25/08**	**KVHV11AL**
		Dilution Factor: 1		Analysis Time..: 13:43	Analyst ID.....: 001637	
		Instrument ID..: I8		MDL.....: 0.027		

(Continued on next page)

Tetra Tech NUS, Inc

Client Sample ID: DMW-6D-082008

DISSOLVED Metals

Lot-Sample #...: A8H210130-004 **Matrix.....:** WG

PARAMETER	RESULT	REPORTING LIMIT	UNITS	METHOD	PREPARATION-ANALYSIS DATE	WORK ORDER #
Molybdenum	ND	2.0	ug/L	SW846 6020	08/22-08/25/08	KVHV11CA
		Dilution Factor: 1		Analysis Time..: 13:43	Analyst ID.....: 001637	
		Instrument ID..: I8		MDL.....: 0.12		
Nickel	**39.2 J**	**2.0**	**ug/L**	**SW846 6020**	**08/22-08/25/08**	**KVHV11CC**
		Dilution Factor: 1		Analysis Time..: 13:43	Analyst ID.....: 001637	
		Instrument ID..: I8		MDL.....: 0.053		
Lead	**2.0 J**	**1.0**	**ug/L**	**SW846 6020**	**08/22-08/25/08**	**KVHV11AK**
		Dilution Factor: 1		Analysis Time..: 13:43	Analyst ID.....: 001637	
		Instrument ID..: I8		MDL.....: 0.018		
Antimony	ND	2.0	ug/L	SW846 6020	08/22-08/25/08	KVHV11AA
		Dilution Factor: 1		Analysis Time..: 13:43	Analyst ID.....: 001637	
		Instrument ID..: I8		MDL.....: 0.035		
Selenium	**2.3 B**	**5.0**	**ug/L**	**SW846 6020**	**08/22-08/25/08**	**KVHV11CD**
		Dilution Factor: 1		Analysis Time..: 13:43	Analyst ID.....: 001637	
		Instrument ID..: I8		MDL.....: 0.14		
Thallium	ND	1.0	ug/L	SW846 6020	08/22-08/25/08	KVHV11CF
		Dilution Factor: 1		Analysis Time..: 13:43	Analyst ID.....: 001637	
		Instrument ID..: I8		MDL.....: 0.11		
Vanadium	ND	20.0	ug/L	SW846 6020	08/22-08/25/08	KVHV11CG
		Dilution Factor: 1		Analysis Time..: 13:43	Analyst ID.....: 001637	
		Instrument ID..: I8		MDL.....: 0.46		
Zinc	**127 J**	**20.0**	**ug/L**	**SW846 6020**	**08/22-08/25/08**	**KVHV11CH**
		Dilution Factor: 1		Analysis Time..: 13:43	Analyst ID.....: 001637	
		Instrument ID..: I8		MDL.....: 0.20		
Mercury	**0.17 B**	**0.20**	**ug/L**	**SW846 7470A**	**08/22-08/27/08**	**KVHV11CK**
		Dilution Factor: 1		Analysis Time..: 09:26	Analyst ID.....: 002260	
		Instrument ID..: H1		MDL.....: 0.10		

NOTE(S):

B Estimated result. Result is less than RL.

J Method blank contamination. The associated method blank contains the target analyte at a reportable level.

Tetra Tech NUS, Inc

Client Sample ID: DMW-6I-082008

DISSOLVED Metals

Lot-Sample #...: A8H210130-002 **Matrix.....:** WG
Date Sampled...: 08/20/08 13:09 **Date Received..:** 08/21/08

PARAMETER	RESULT	REPORTING LIMIT	UNITS	METHOD	PREPARATION-ANALYSIS DATE	WORK ORDER #
Prep Batch #...: 8235014						
Silver	ND	1.0	ug/L	SW846 6020	08/22-08/25/08	KVHVL1CE
		Dilution Factor: 1		Analysis Time..: 13:27	Analyst ID.....: 001637	
		Instrument ID..: I8		MDL.....: 0.0026		
Arsenic	**3.8 B**	**5.0**	**ug/L**	**SW846 6020**	**08/22-08/25/08**	**KVHVL1A1**
		Dilution Factor: 1		Analysis Time..: 13:27	Analyst ID.....: 001637	
		Instrument ID..: I8		MDL.....: 0.13		
Barium	**11.7 J**	**1.0**	**ug/L**	**SW846 6020**	**08/22-08/25/08**	**KVHVL1A2**
		Dilution Factor: 1		Analysis Time..: 13:27	Analyst ID.....: 001637	
		Instrument ID..: I8		MDL.....: 0.014		
Beryllium	**6.8**	**1.0**	**ug/L**	**SW846 6020**	**08/22-08/25/08**	**KVHVL1A3**
		Dilution Factor: 1		Analysis Time..: 13:27	Analyst ID.....: 001637	
		Instrument ID..: I8		MDL.....: 0.012		
Cadmium	**9.9**	**1.0**	**ug/L**	**SW846 6020**	**08/22-08/25/08**	**KVHVL1A4**
		Dilution Factor: 1		Analysis Time..: 13:27	Analyst ID.....: 001637	
		Instrument ID..: I8		MDL.....: 0.0061		
Cobalt	**76.4**	**1.0**	**ug/L**	**SW846 6020**	**08/22-08/25/08**	**KVHVL1A5**
		Dilution Factor: 1		Analysis Time..: 13:27	Analyst ID.....: 001637	
		Instrument ID..: I8		MDL.....: 0.0041		
Chromium	**4.5 J**	**2.0**	**ug/L**	**SW846 6020**	**08/22-08/25/08**	**KVHVL1CJ**
		Dilution Factor: 1		Analysis Time..: 13:27	Analyst ID.....: 001637	
		Instrument ID..: I8		MDL.....: 0.069		
Copper	**46.2 J**	**2.0**	**ug/L**	**SW846 6020**	**08/22-08/25/08**	**KVHVL1A6**
		Dilution Factor: 1		Analysis Time..: 13:27	Analyst ID.....: 001637	
		Instrument ID..: I8		MDL.....: 0.051		
Iron	**26400 J**	**50.0**	**ug/L**	**SW846 6020**	**08/22-08/25/08**	**KVHVL1A7**
		Dilution Factor: 1		Analysis Time..: 13:27	Analyst ID.....: 001637	
		Instrument ID..: I8		MDL.....: 1.1		
Manganese	**4640 J**	**1.0**	**ug/L**	**SW846 6020**	**08/22-08/25/08**	**KVHVL1A9**
		Dilution Factor: 1		Analysis Time..: 13:27	Analyst ID.....: 001637	
		Instrument ID..: I8		MDL.....: 0.027		

(Continued on next page)

Tetra Tech NUS, Inc

Client Sample ID: DMW-6I-082008

DISSOLVED Metals

Lot-Sample #...: A8H210130-002 Matrix.....: WG

PARAMETER	RESULT	REPORTING LIMIT	UNITS	METHOD	PREPARATION-ANALYSIS DATE	WORK ORDER #
Molybdenum	**0.19 B**	**2.0**	**ug/L**	**SW846 6020**	**08/22-08/25/08**	**KVHVL1CA**
		Dilution Factor: 1		Analysis Time..: 13:27	Analyst ID.....: 001637	
		Instrument ID..: I8		MDL.....: 0.12		
Nickel	**85.8 J**	**2.0**	**ug/L**	**SW846 6020**	**08/22-08/25/08**	**KVHVL1CC**
		Dilution Factor: 1		Analysis Time..: 13:27	Analyst ID.....: 001637	
		Instrument ID..: I8		MDL.....: 0.053		
Lead	**6.4 J**	**1.0**	**ug/L**	**SW846 6020**	**08/22-08/25/08**	**KVHVL1A8**
		Dilution Factor: 1		Analysis Time..: 13:27	Analyst ID.....: 001637	
		Instrument ID..: I8		MDL.....: 0.018		
Antimony	**0.18 B**	**2.0**	**ug/L**	**SW846 6020**	**08/22-08/25/08**	**KVHVL1A0**
		Dilution Factor: 1		Analysis Time..: 13:27	Analyst ID.....: 001637	
		Instrument ID..: I8		MDL.....: 0.035		
Selenium	**4.1 B**	**5.0**	**ug/L**	**SW846 6020**	**08/22-08/25/08**	**KVHVL1CD**
		Dilution Factor: 1		Analysis Time..: 13:27	Analyst ID.....: 001637	
		Instrument ID..: I8		MDL.....: 0.14		
Thallium	**0.22 B**	**1.0**	**ug/L**	**SW846 6020**	**08/22-08/25/08**	**KVHVL1CF**
		Dilution Factor: 1		Analysis Time..: 13:27	Analyst ID.....: 001637	
		Instrument ID..: I8		MDL.....: 0.11		
Vanadium	**1.6 B**	**20.0**	**ug/L**	**SW846 6020**	**08/22-08/25/08**	**KVHVL1CG**
		Dilution Factor: 1		Analysis Time..: 13:27	Analyst ID.....: 001637	
		Instrument ID..: I8		MDL.....: 0.46		
Zinc	**398 J**	**20.0**	**ug/L**	**SW846 6020**	**08/22-08/25/08**	**KVHVL1CH**
		Dilution Factor: 1		Analysis Time..: 13:27	Analyst ID.....: 001637	
		Instrument ID..: I8		MDL.....: 0.20		
Mercury	ND	0.20	ug/L	SW846 7470A	08/22-08/27/08	KVHVL1CK
		Dilution Factor: 1		Analysis Time..: 09:17	Analyst ID.....: 002260	
		Instrument ID..: H1		MDL.....: 0.10		

NOTE(S):

B Estimated result. Result is less than RL.

J Method blank contamination. The associated method blank contains the target analyte at a reportable level.

Tetra Tech NUS, Inc

Client Sample ID: MSA-DMW25I-081908

DISSOLVED Metals

Lot-Sample #...: A8H200234-003 **Matrix.....:** WG
Date Sampled...: 08/19/08 14:37 **Date Received..:** 08/20/08

PARAMETER	RESULT	REPORTING LIMIT	UNITS	METHOD	PREPARATION-ANALYSIS DATE	WORK ORDER #
Prep Batch #...: 8234014						
Silver	ND	1.0	ug/L	SW846 6020	08/21-08/25/08	KVGCW1CE
		Dilution Factor: 1		Analysis Time..: 14:59	Analyst ID.....: 001637	
		Instrument ID..: I8		MDL.....: 0.0026		
Arsenic	7.2	5.0	ug/L	SW846 6020	08/21-08/25/08	KVGCW1AC
		Dilution Factor: 1		Analysis Time..: 14:59	Analyst ID.....: 001637	
		Instrument ID..: I8		MDL.....: 0.13		
Barium	73.7 J	1.0	ug/L	SW846 6020	08/21-08/25/08	KVGCW1AD
		Dilution Factor: 1		Analysis Time..: 14:59	Analyst ID.....: 001637	
		Instrument ID..: I8		MDL.....: 0.014		
Beryllium	ND	1.0	ug/L	SW846 6020	08/21-08/25/08	KVGCW1AE
		Dilution Factor: 1		Analysis Time..: 14:59	Analyst ID.....: 001637	
		Instrument ID..: I8		MDL.....: 0.012		
Cadmium	ND	1.0	ug/L	SW846 6020	08/21-08/25/08	KVGCW1AF
		Dilution Factor: 1		Analysis Time..: 14:59	Analyst ID.....: 001637	
		Instrument ID..: I8		MDL.....: 0.0061		
Cobalt	0.29 B	1.0	ug/L	SW846 6020	08/21-08/25/08	KVGCW1AG
		Dilution Factor: 1		Analysis Time..: 14:59	Analyst ID.....: 001637	
		Instrument ID..: I8		MDL.....: 0.0041		
Chromium	0.50 B,J	2.0	ug/L	SW846 6020	08/21-08/25/08	KVGCW1CJ
		Dilution Factor: 1		Analysis Time..: 14:59	Analyst ID.....: 001637	
		Instrument ID..: I8		MDL.....: 0.069		
Copper	0.089 B,J	2.0	ug/L	SW846 6020	08/21-08/25/08	KVGCW1AH
		Dilution Factor: 1		Analysis Time..: 14:59	Analyst ID.....: 001637	
		Instrument ID..: I8		MDL.....: 0.051		
Iron	50800 J	50.0	ug/L	SW846 6020	08/21-08/25/08	KVGCW1AJ
		Dilution Factor: 1		Analysis Time..: 14:59	Analyst ID.....: 001637	
		Instrument ID..: I8		MDL.....: 1.1		
Manganese	651 J	1.0	ug/L	SW846 6020	08/21-08/25/08	KVGCW1AL
		Dilution Factor: 1		Analysis Time..: 14:59	Analyst ID.....: 001637	
		Instrument ID..: I8		MDL.....: 0.027		

(Continued on next page)

Tetra Tech NUS, Inc

Client Sample ID: MSA-DMW25I-081908

DISSOLVED Metals

Lot-Sample #...: A8H200234-003 **Matrix.....:** WG

PARAMETER	RESULT	REPORTING LIMIT	UNITS	METHOD	PREPARATION-ANALYSIS DATE	WORK ORDER #
Molybdenum	**0.62 B**	**2.0**	**ug/L**	**SW846 6020**	**08/21-08/25/08**	**KVGCW1CA**
		Dilution Factor: 1		Analysis Time..: 14:59	Analyst ID.....: 001637	
		Instrument ID..: I8		MDL.....: 0.12		
Nickel	**0.27 B,J**	**2.0**	**ug/L**	**SW846 6020**	**08/21-08/25/08**	**KVGCW1CC**
		Dilution Factor: 1		Analysis Time..: 14:59	Analyst ID.....: 001637	
		Instrument ID..: I8		MDL.....: 0.053		
Lead	**0.041 B,J**	**1.0**	**ug/L**	**SW846 6020**	**08/21-08/25/08**	**KVGCW1AK**
		Dilution Factor: 1		Analysis Time..: 14:59	Analyst ID.....: 001637	
		Instrument ID..: I8		MDL.....: 0.018		
Antimony	ND	2.0	ug/L	SW846 6020	08/21-08/25/08	KVGCW1AA
		Dilution Factor: 1		Analysis Time..: 14:59	Analyst ID.....: 001637	
		Instrument ID..: I8		MDL.....: 0.035		
Selenium	ND	5.0	ug/L	SW846 6020	08/21-08/25/08	KVGCW1CD
		Dilution Factor: 1		Analysis Time..: 14:59	Analyst ID.....: 001637	
		Instrument ID..: I8		MDL.....: 0.14		
Thallium	ND	1.0	ug/L	SW846 6020	08/21-08/25/08	KVGCW1CF
		Dilution Factor: 1		Analysis Time..: 14:59	Analyst ID.....: 001637	
		Instrument ID..: I8		MDL.....: 0.11		
Vanadium	ND	20.0	ug/L	SW846 6020	08/21-08/25/08	KVGCW1CG
		Dilution Factor: 1		Analysis Time..: 14:59	Analyst ID.....: 001637	
		Instrument ID..: I8		MDL.....: 0.46		
Zinc	**2.6 B,J**	**20.0**	**ug/L**	**SW846 6020**	**08/21-08/25/08**	**KVGCW1CH**
		Dilution Factor: 1		Analysis Time..: 14:59	Analyst ID.....: 001637	
		Instrument ID..: I8		MDL.....: 0.20		
Mercury	**0.14 B**	**0.20**	**ug/L**	**SW846 7470A**	**08/21/08**	**KVGCW1CK**
		Dilution Factor: 1		Analysis Time..: 15:14	Analyst ID.....: 001576	
		Instrument ID..: H1		MDL.....: 0.10		

NOTE(S):

J Method blank contamination. The associated method blank contains the target analyte at a reportable level.

B Estimated result. Result is less than RL.

Tetra Tech NUS, Inc

Client Sample ID: MSA-DMW25S-081908

DISSOLVED Metals

Lot-Sample #...: A8H200234-002 **Matrix.....:** WG
Date Sampled...: 08/19/08 14:25 **Date Received..:** 08/20/08

PARAMETER	RESULT	REPORTING LIMIT	UNITS	METHOD	PREPARATION-ANALYSIS DATE	WORK ORDER #
Prep Batch #...: 8234014						
Silver	ND	1.0	ug/L	SW846 6020	08/21-08/25/08	KVGCT1CE
		Dilution Factor: 1		Analysis Time..: 14:41	Analyst ID.....: 001637	
		Instrument ID..: I8		MDL.....: 0.0026		
Arsenic	**11.2**	**5.0**	**ug/L**	**SW846 6020**	**08/21-08/25/08**	**KVGCT1AC**
		Dilution Factor: 1		Analysis Time..: 14:41	Analyst ID.....: 001637	
		Instrument ID..: I8		MDL.....: 0.13		
Barium	**52.5 J**	**1.0**	**ug/L**	**SW846 6020**	**08/21-08/25/08**	**KVGCT1AD**
		Dilution Factor: 1		Analysis Time..: 14:41	Analyst ID.....: 001637	
		Instrument ID..: I8		MDL.....: 0.014		
Beryllium	ND	1.0	ug/L	SW846 6020	08/21-08/25/08	KVGCT1AE
		Dilution Factor: 1		Analysis Time..: 14:41	Analyst ID.....: 001637	
		Instrument ID..: I8		MDL.....: 0.012		
Cadmium	ND	1.0	ug/L	SW846 6020	08/21-08/25/08	KVGCT1AF
		Dilution Factor: 1		Analysis Time..: 14:41	Analyst ID.....: 001637	
		Instrument ID..: I8		MDL.....: 0.0061		
Cobalt	**0.99 B**	**1.0**	**ug/L**	**SW846 6020**	**08/21-08/25/08**	**KVGCT1AG**
		Dilution Factor: 1		Analysis Time..: 14:41	Analyst ID.....: 001637	
		Instrument ID..: I8		MDL.....: 0.0041		
Chromium	**1.0 B,J**	**2.0**	**ug/L**	**SW846 6020**	**08/21-08/25/08**	**KVGCT1CJ**
		Dilution Factor: 1		Analysis Time..: 14:41	Analyst ID.....: 001637	
		Instrument ID..: I8		MDL.....: 0.069		
Copper	**0.084 B,J**	**2.0**	**ug/L**	**SW846 6020**	**08/21-08/25/08**	**KVGCT1AH**
		Dilution Factor: 1		Analysis Time..: 14:41	Analyst ID.....: 001637	
		Instrument ID..: I8		MDL.....: 0.051		
Iron	**17500 J**	**50.0**	**ug/L**	**SW846 6020**	**08/21-08/25/08**	**KVGCT1AJ**
		Dilution Factor: 1		Analysis Time..: 14:41	Analyst ID.....: 001637	
		Instrument ID..: I8		MDL.....: 1.1		
Manganese	**602 J**	**1.0**	**ug/L**	**SW846 6020**	**08/21-08/25/08**	**KVGCT1AL**
		Dilution Factor: 1		Analysis Time..: 14:41	Analyst ID.....: 001637	
		Instrument ID..: I8		MDL.....: 0.027		

(Continued on next page)

Tetra Tech NUS, Inc

Client Sample ID: MSA-DMW25S-081908

DISSOLVED Metals

Lot-Sample #...: A8H200234-002 **Matrix.....:** WG

PARAMETER	RESULT	REPORTING LIMIT	UNITS	METHOD	PREPARATION-ANALYSIS DATE	WORK ORDER #
Molybdenum	**1.3 B**	**2.0**	**ug/L**	**SW846 6020**	**08/21-08/25/08**	**KVGCT1CA**
		Dilution Factor: 1		Analysis Time..: 14:41	Analyst ID.....: 001637	
		Instrument ID..: I8		MDL.....: 0.12		
Nickel	**0.96 B,J**	**2.0**	**ug/L**	**SW846 6020**	**08/21-08/25/08**	**KVGCT1CC**
		Dilution Factor: 1		Analysis Time..: 14:41	Analyst ID.....: 001637	
		Instrument ID..: I8		MDL.....: 0.053		
Lead	**0.030 B,J**	**1.0**	**ug/L**	**SW846 6020**	**08/21-08/25/08**	**KVGCT1AK**
		Dilution Factor: 1		Analysis Time..: 14:41	Analyst ID.....: 001637	
		Instrument ID..: I8		MDL.....: 0.018		
Antimony	ND	2.0	ug/L	SW846 6020	08/21-08/25/08	KVGCT1AA
		Dilution Factor: 1		Analysis Time..: 14:41	Analyst ID.....: 001637	
		Instrument ID..: I8		MDL.....: 0.035		
Selenium	**0.28 B**	**5.0**	**ug/L**	**SW846 6020**	**08/21-08/25/08**	**KVGCT1CD**
		Dilution Factor: 1		Analysis Time..: 14:41	Analyst ID.....: 001637	
		Instrument ID..: I8		MDL.....: 0.14		
Thallium	ND	1.0	ug/L	SW846 6020	08/21-08/25/08	KVGCT1CF
		Dilution Factor: 1		Analysis Time..: 14:41	Analyst ID.....: 001637	
		Instrument ID..: I8		MDL.....: 0.11		
Vanadium	**1.8 B**	**20.0**	**ug/L**	**SW846 6020**	**08/21-08/25/08**	**KVGCT1CG**
		Dilution Factor: 1		Analysis Time..: 14:41	Analyst ID.....: 001637	
		Instrument ID..: I8		MDL.....: 0.46		
Zinc	**1.9 B,J**	**20.0**	**ug/L**	**SW846 6020**	**08/21-08/25/08**	**KVGCT1CH**
		Dilution Factor: 1		Analysis Time..: 14:41	Analyst ID.....: 001637	
		Instrument ID..: I8		MDL.....: 0.20		
Mercury	ND	0.20	ug/L	SW846 7470A	08/21/08	KVGCT1CK
		Dilution Factor: 1		Analysis Time..: 16:43	Analyst ID.....: 001576	
		Instrument ID..: H1		MDL.....: 0.10		

NOTE(S):

J Method blank contamination. *The associated method blank contains the target analyte at a reportable level.*

B Estimated result. Result is less than RL.

Tetra Tech NUS, Inc

Client Sample ID: MSA-MW22D-081908

DISSOLVED Metals

Lot-Sample #...: A8H200234-001 **Matrix.....:** WG
Date Sampled...: 08/19/08 11:25 **Date Received..:** 08/20/08

PARAMETER	RESULT	REPORTING LIMIT	UNITS	METHOD	PREPARATION-ANALYSIS DATE	WORK ORDER #
Prep Batch #...: 8234014						
Silver	ND	1.0	ug/L	SW846 6020	08/21-08/25/08	KVGCK1CE
		Dilution Factor: 1		Analysis Time..: 14:33	Analyst ID.....: 001637	
		Instrument ID..: I8		MDL.....: 0.0026		
Arsenic	**2.8 B**	**5.0**	**ug/L**	**SW846 6020**	**08/21-08/25/08**	**KVGCK1A1**
		Dilution Factor: 1		Analysis Time..: 14:33	Analyst ID.....: 001637	
		Instrument ID..: I8		MDL.....: 0.13		
Barium	**124 J**	**1.0**	**ug/L**	**SW846 6020**	**08/21-08/25/08**	**KVGCK1A2**
		Dilution Factor: 1		Analysis Time..: 14:33	Analyst ID.....: 001637	
		Instrument ID..: I8		MDL.....: 0.014		
Beryllium	**0.10 B**	**1.0**	**ug/L**	**SW846 6020**	**08/21-08/25/08**	**KVGCK1A3**
		Dilution Factor: 1		Analysis Time..: 14:33	Analyst ID.....: 001637	
		Instrument ID..: I8		MDL.....: 0.012		
Cadmium	ND	1.0	ug/L	SW846 6020	08/21-08/25/08	KVGCK1A4
		Dilution Factor: 1		Analysis Time..: 14:33	Analyst ID.....: 001637	
		Instrument ID..: I8		MDL.....: 0.0061		
Cobalt	**23.7**	**1.0**	**ug/L**	**SW846 6020**	**08/21-08/25/08**	**KVGCK1A5**
		Dilution Factor: 1		Analysis Time..: 14:33	Analyst ID.....: 001637	
		Instrument ID..: I8		MDL.....: 0.0041		
Chromium	**1.2 B,J**	**2.0**	**ug/L**	**SW846 6020**	**08/21-08/25/08**	**KVGCK1CJ**
		Dilution Factor: 1		Analysis Time..: 14:33	Analyst ID.....: 001637	
		Instrument ID..: I8		MDL.....: 0.069		
Copper	**0.092 B,J**	**2.0**	**ug/L**	**SW846 6020**	**08/21-08/25/08**	**KVGCK1A6**
		Dilution Factor: 1		Analysis Time..: 14:33	Analyst ID.....: 001637	
		Instrument ID..: I8		MDL.....: 0.051		
Iron	**34300 J**	**50.0**	**ug/L**	**SW846 6020**	**08/21-08/25/08**	**KVGCK1A7**
		Dilution Factor: 1		Analysis Time..: 14:33	Analyst ID.....: 001637	
		Instrument ID..: I8		MDL.....: 1.1		
Manganese	**793 J**	**1.0**	**ug/L**	**SW846 6020**	**08/21-08/25/08**	**KVGCK1A9**
		Dilution Factor: 1		Analysis Time..: 14:33	Analyst ID.....: 001637	
		Instrument ID..: I8		MDL.....: 0.027		

(Continued on next page)

Tetra Tech NUS, Inc

Client Sample ID: MSA-MW22D-081908

DISSOLVED Metals

Lot-Sample #...: A8H200234-001 Matrix.....: WG

PARAMETER	RESULT	REPORTING LIMIT	UNITS	METHOD	PREPARATION-ANALYSIS DATE	WORK ORDER #
Molybdenum	**0.43 B**	**2.0**	**ug/L**	**SW846 6020**	**08/21-08/25/08**	**KVGCK1CA**
		Dilution Factor: 1		Analysis Time..: 14:33	Analyst ID.....: 001637	
		Instrument ID..: I8		MDL.....: 0.12		
Nickel	**9.3 J**	**2.0**	**ug/L**	**SW846 6020**	**08/21-08/25/08**	**KVGCK1CC**
		Dilution Factor: 1		Analysis Time..: 14:33	Analyst ID.....: 001637	
		Instrument ID..: I8		MDL.....: 0.053		
Lead	**0.040 B,J**	**1.0**	**ug/L**	**SW846 6020**	**08/21-08/25/08**	**KVGCK1A8**
		Dilution Factor: 1		Analysis Time..: 14:33	Analyst ID.....: 001637	
		Instrument ID..: I8		MDL.....: 0.018		
Antimony	ND	2.0	ug/L	SW846 6020	08/21-08/25/08	KVGCK1A0
		Dilution Factor: 1		Analysis Time..: 14:33	Analyst ID.....: 001637	
		Instrument ID..: I8		MDL.....: 0.035		
Selenium	ND	5.0	ug/L	SW846 6020	08/21-08/25/08	KVGCK1CD
		Dilution Factor: 1		Analysis Time..: 14:33	Analyst ID.....: 001637	
		Instrument ID..: I8		MDL.....: 0.14		
Thallium	ND	1.0	ug/L	SW846 6020	08/21-08/25/08	KVGCK1CF
		Dilution Factor: 1		Analysis Time..: 14:33	Analyst ID.....: 001637	
		Instrument ID..: I8		MDL.....: 0.11		
Vanadium	**0.85 B**	**20.0**	**ug/L**	**SW846 6020**	**08/21-08/25/08**	**KVGCK1CG**
		Dilution Factor: 1		Analysis Time..: 14:33	Analyst ID.....: 001637	
		Instrument ID..: I8		MDL.....: 0.46		
Zinc	**12.1 B,J**	**20.0**	**ug/L**	**SW846 6020**	**08/21-08/25/08**	**KVGCK1CH**
		Dilution Factor: 1		Analysis Time..: 14:33	Analyst ID.....: 001637	
		Instrument ID..: I8		MDL.....: 0.20		
Mercury	ND	0.20	ug/L	SW846 7470A	08/21/08	KVGCK1CK
		Dilution Factor: 1		Analysis Time..: 16:40	Analyst ID.....: 001576	
		Instrument ID..: H1		MDL.....: 0.10		

NOTE(S):

B Estimated result. Result is less than RL.

J Method blank contamination. The associated method blank contains the target analyte at a reportable level.

Tetra Tech NUS, Inc

Client Sample ID: MW-2-081808

DISSOLVED Metals

Lot-Sample #...: A8H190109-002 **Matrix.....:** WG
Date Sampled...: 08/18/08 11:41 **Date Received..:** 08/19/08

PARAMETER	RESULT	REPORTING LIMIT	UNITS	METHOD	PREPARATION-ANALYSIS DATE	WORK ORDER #
Prep Batch #...: 8233012						
Silver	ND	1.0	ug/L	SW846 6020	08/20-08/30/08	KVC5F1CF
		Dilution Factor: 1		Analysis Time..: 00:25	Analyst ID.....: 002260	
		Instrument ID..: I8		MDL.....: 0.0026		
Arsenic	7.7	5.0	ug/L	SW846 6020	08/20-08/30/08	KVC5F1A2
		Dilution Factor: 1		Analysis Time..: 00:25	Analyst ID.....: 002260	
		Instrument ID..: I8		MDL.....: 0.13		
Barium	11.5	1.0	ug/L	SW846 6020	08/20-08/30/08	KVC5F1A3
		Dilution Factor: 1		Analysis Time..: 00:25	Analyst ID.....: 002260	
		Instrument ID..: I8		MDL.....: 0.014		
Beryllium	6.4	1.0	ug/L	SW846 6020	08/20-09/02/08	KVC5F1A4
		Dilution Factor: 1		Analysis Time..: 15:54	Analyst ID.....: 001637	
		Instrument ID..: I8		MDL.....: 0.012		
Cadmium	12.4	1.0	ug/L	SW846 6020	08/20-08/30/08	KVC5F1A5
		Dilution Factor: 1		Analysis Time..: 00:25	Analyst ID.....: 002260	
		Instrument ID..: I8		MDL.....: 0.0061		
Cobalt	49.0	1.0	ug/L	SW846 6020	08/20-08/30/08	KVC5F1A6
		Dilution Factor: 1		Analysis Time..: 00:25	Analyst ID.....: 002260	
		Instrument ID..: I8		MDL.....: 0.0041		
Chromium	2.9	2.0	ug/L	SW846 6020	08/20-08/30/08	KVC5F1CK
		Dilution Factor: 1		Analysis Time..: 00:25	Analyst ID.....: 002260	
		Instrument ID..: I8		MDL.....: 0.069		
Copper	36.7	2.0	ug/L	SW846 6020	08/20-08/30/08	KVC5F1A7
		Dilution Factor: 1		Analysis Time..: 00:25	Analyst ID.....: 002260	
		Instrument ID..: I8		MDL.....: 0.051		
Iron	21700	50.0	ug/L	SW846 6020	08/20-08/30/08	KVC5F1A8
		Dilution Factor: 1		Analysis Time..: 00:25	Analyst ID.....: 002260	
		Instrument ID..: I8		MDL.....: 1.1		
Manganese	2420	1.0	ug/L	SW846 6020	08/20-09/02/08	KVC5F1CA
		Dilution Factor: 1		Analysis Time..: 15:54	Analyst ID.....: 001637	
		Instrument ID..: I8		MDL.....: 0.027		

(Continued on next page)

Tetra Tech NUS, Inc

Client Sample ID: MW-2-081808

DISSOLVED Metals

Lot-Sample #...: A8H190109-002 Matrix.....: WG

PARAMETER	RESULT	REPORTING LIMIT	UNITS	METHOD	PREPARATION-ANALYSIS DATE	WORK ORDER #
Molybdenum	3.5	2.0	ug/L	SW846 6020	08/20-08/30/08	KVC5F1CC
		Dilution Factor: 1		Analysis Time..: 00:25	Analyst ID.....: 002260	
		Instrument ID..: I8		MDL.....: 0.12		
Nickel	77.2	2.0	ug/L	SW846 6020	08/20-08/30/08	KVC5F1CD
		Dilution Factor: 1		Analysis Time..: 00:25	Analyst ID.....: 002260	
		Instrument ID..: I8		MDL.....: 0.053		
Lead	3.6	1.0	ug/L	SW846 6020	08/20-08/30/08	KVC5F1A9
		Dilution Factor: 1		Analysis Time..: 00:25	Analyst ID.....: 002260	
		Instrument ID..: I8		MDL.....: 0.018		
Antimony	ND	2.0	ug/L	SW846 6020	08/20-08/30/08	KVC5F1A1
		Dilution Factor: 1		Analysis Time..: 00:25	Analyst ID.....: 002260	
		Instrument ID..: I8		MDL.....: 0.035		
Selenium	17.6	5.0	ug/L	SW846 6020	08/20-08/30/08	KVC5F1CE
		Dilution Factor: 1		Analysis Time..: 00:25	Analyst ID.....: 002260	
		Instrument ID..: I8		MDL.....: 0.14		
Thallium	0.66 B	1.0	ug/L	SW846 6020	08/20-08/30/08	KVC5F1CG
		Dilution Factor: 1		Analysis Time..: 00:25	Analyst ID.....: 002260	
		Instrument ID..: I8		MDL.....: 0.11		
Vanadium	27.4	20.0	ug/L	SW846 6020	08/20-08/30/08	KVC5F1CH
		Dilution Factor: 1		Analysis Time..: 00:25	Analyst ID.....: 002260	
		Instrument ID..: I8		MDL.....: 0.46		
Zinc	390 J	20.0	ug/L	SW846 6020	08/20-08/30/08	KVC5F1CJ
		Dilution Factor: 1		Analysis Time..: 00:25	Analyst ID.....: 002260	
		Instrument ID..: I8		MDL.....: 0.20		
Mercury	ND	0.20	ug/L	SW846 7470A	08/20-08/21/08	KVC5F1CL
		Dilution Factor: 1		Analysis Time..: 11:23	Analyst ID.....: 001576	
		Instrument ID..: H1		MDL.....: 0.10		

NOTE(S):

B Estimated result. Result is less than RL.

J Method blank contamination. The associated method blank contains the target analyte at a reportable level.

Tetra Tech NUS, Inc

Client Sample ID: MW-22I-081808

DISSOLVED Metals

Lot-Sample #...: A8H190109-006 **Matrix.....:** WG
Date Sampled...: 08/18/08 15:30 **Date Received..:** 08/19/08

PARAMETER	RESULT	REPORTING LIMIT	UNITS	METHOD	PREPARATION-ANALYSIS DATE	WORK ORDER #
Prep Batch #...: 8233012						
Silver	ND	1.0	ug/L	SW846 6020	08/20-08/30/08	KVC5Q1CF
		Dilution Factor: 1		Analysis Time..: 01:14	Analyst ID.....: 002260	
		Instrument ID..: I8		MDL.....: 0.0026		
Arsenic	**4.2 B**	**5.0**	**ug/L**	**SW846 6020**	**08/20-08/30/08**	**KVC5Q1AD**
		Dilution Factor: 1		Analysis Time..: 01:14	Analyst ID.....: 002260	
		Instrument ID..: I8		MDL.....: 0.13		
Barium	**32.4**	**1.0**	**ug/L**	**SW846 6020**	**08/20-08/30/08**	**KVC5Q1AE**
		Dilution Factor: 1		Analysis Time..: 01:14	Analyst ID.....: 002260	
		Instrument ID..: I8		MDL.....: 0.014		
Beryllium	ND	1.0	ug/L	SW846 6020	08/20-09/02/08	KVC5Q1AF
		Dilution Factor: 1		Analysis Time..: 16:39	Analyst ID.....: 001637	
		Instrument ID..: I8		MDL.....: 0.012		
Cadmium	ND	1.0	ug/L	SW846 6020	08/20-08/30/08	KVC5Q1AG
		Dilution Factor: 1		Analysis Time..: 01:14	Analyst ID.....: 002260	
		Instrument ID..: I8		MDL.....: 0.0061		
Cobalt	**0.74 B**	**1.0**	**ug/L**	**SW846 6020**	**08/20-08/30/08**	**KVC5Q1AH**
		Dilution Factor: 1		Analysis Time..: 01:14	Analyst ID.....: 002260	
		Instrument ID..: I8		MDL.....: 0.0041		
Chromium	**0.95 B**	**2.0**	**ug/L**	**SW846 6020**	**08/20-08/30/08**	**KVC5Q1CK**
		Dilution Factor: 1		Analysis Time..: 01:14	Analyst ID.....: 002260	
		Instrument ID..: I8		MDL.....: 0.069		
Copper	ND	2.0	ug/L	SW846 6020	08/20-08/30/08	KVC5Q1AJ
		Dilution Factor: 1		Analysis Time..: 01:14	Analyst ID.....: 002260	
		Instrument ID..: I8		MDL.....: 0.051		
Iron	**12200**	**50.0**	**ug/L**	**SW846 6020**	**08/20-08/30/08**	**KVC5Q1AK**
		Dilution Factor: 1		Analysis Time..: 01:14	Analyst ID.....: 002260	
		Instrument ID..: I8		MDL.....: 1.1		
Manganese	**127**	**1.0**	**ug/L**	**SW846 6020**	**08/20-09/02/08**	**KVC5Q1CA**
		Dilution Factor: 1		Analysis Time..: 16:39	Analyst ID.....: 001637	
		Instrument ID..: I8		MDL.....: 0.027		

(Continued on next page)

Tetra Tech NUS, Inc

Client Sample ID: MW-22I-081808

DISSOLVED Metals

Lot-Sample #...: A8H190109-006 Matrix.....: WG

PARAMETER	RESULT	REPORTING LIMIT	UNITS	METHOD	PREPARATION-ANALYSIS DATE	WORK ORDER #
Molybdenum	**0.22 B**	**2.0**	**ug/L**	**SW846 6020**	**08/20-08/30/08**	**KVC5Q1CC**
		Dilution Factor: 1		Analysis Time..: 01:14	Analyst ID.....: 002260	
		Instrument ID..: I8		MDL.....: 0.12		
Nickel	**3.5**	**2.0**	**ug/L**	**SW846 6020**	**08/20-08/30/08**	**KVC5Q1CD**
		Dilution Factor: 1		Analysis Time..: 01:14	Analyst ID.....: 002260	
		Instrument ID..: I8		MDL.....: 0.053		
Lead	ND	1.0	ug/L	SW846 6020	08/20-08/30/08	KVC5Q1AL
		Dilution Factor: 1		Analysis Time..: 01:14	Analyst ID.....: 002260	
		Instrument ID..: I8		MDL.....: 0.018		
Antimony	ND	2.0	ug/L	SW846 6020	08/20-08/30/08	KVC5Q1AC
		Dilution Factor: 1		Analysis Time..: 01:14	Analyst ID.....: 002260	
		Instrument ID..: I8		MDL.....: 0.035		
Selenium	ND	5.0	ug/L	SW846 6020	08/20-08/30/08	KVC5Q1CE
		Dilution Factor: 1		Analysis Time..: 01:14	Analyst ID.....: 002260	
		Instrument ID..: I8		MDL.....: 0.14		
Thallium	ND	1.0	ug/L	SW846 6020	08/20-08/30/08	KVC5Q1CG
		Dilution Factor: 1		Analysis Time..: 01:14	Analyst ID.....: 002260	
		Instrument ID..: I8		MDL.....: 0.11		
Vanadium	**2.0 B**	**20.0**	**ug/L**	**SW846 6020**	**08/20-08/30/08**	**KVC5Q1CH**
		Dilution Factor: 1		Analysis Time..: 01:14	Analyst ID.....: 002260	
		Instrument ID..: I8		MDL.....: 0.46		
Zinc	**4.9 B,J**	**20.0**	**ug/L**	**SW846 6020**	**08/20-08/30/08**	**KVC5Q1CJ**
		Dilution Factor: 1		Analysis Time..: 01:14	Analyst ID.....: 002260	
		Instrument ID..: I8		MDL.....: 0.20		
Mercury	ND	0.20	ug/L	SW846 7470A	08/20-08/21/08	KVC5Q1CL
		Dilution Factor: 1		Analysis Time..: 11:35	Analyst ID.....: 001576	
		Instrument ID..: H1		MDL.....: 0.10		

NOTE(S):

B Estimated result. Result is less than RL.

J Method blank contamination. The associated method blank contains the target analyte at a reportable level.

Tetra Tech NUS, Inc

Client Sample ID: MW-23D-081808

DISSOLVED Metals

Lot-Sample #...: A8H190109-003 **Matrix.....:** WG
Date Sampled...: 08/18/08 12:25 **Date Received..:** 08/19/08

PARAMETER	RESULT	REPORTING LIMIT	UNITS	METHOD	PREPARATION-ANALYSIS DATE	WORK ORDER #
Prep Batch #...: 8233012						
Silver	ND	1.0	ug/L	SW846 6020	08/20-08/30/08	KVC5M1CF
		Dilution Factor: 1		Analysis Time..: 00:42	Analyst ID.....: 002260	
		Instrument ID..: I8		MDL.....: 0.0026		
Arsenic	**1.0 B**	**5.0**	**ug/L**	**SW846 6020**	**08/20-08/30/08**	**KVC5M1AD**
		Dilution Factor: 1		Analysis Time..: 00:42	Analyst ID.....: 002260	
		Instrument ID..: I8		MDL.....: 0.13		
Barium	**101**	**1.0**	**ug/L**	**SW846 6020**	**08/20-08/30/08**	**KVC5M1AE**
		Dilution Factor: 1		Analysis Time..: 00:42	Analyst ID.....: 002260	
		Instrument ID..: I8		MDL.....: 0.014		
Beryllium	**0.81 B**	**1.0**	**ug/L**	**SW846 6020**	**08/20-09/02/08**	**KVC5M1AF**
		Dilution Factor: 1		Analysis Time..: 16:03	Analyst ID.....: 001637	
		Instrument ID..: I8		MDL.....: 0.012		
Cadmium	**0.035 B**	**1.0**	**ug/L**	**SW846 6020**	**08/20-08/30/08**	**KVC5M1AG**
		Dilution Factor: 1		Analysis Time..: 00:42	Analyst ID.....: 002260	
		Instrument ID..: I8		MDL.....: 0.0061		
Cobalt	**19.3**	**1.0**	**ug/L**	**SW846 6020**	**08/20-08/30/08**	**KVC5M1AH**
		Dilution Factor: 1		Analysis Time..: 00:42	Analyst ID.....: 002260	
		Instrument ID..: I8		MDL.....: 0.0041		
Chromium	**0.77 B**	**2.0**	**ug/L**	**SW846 6020**	**08/20-08/30/08**	**KVC5M1CK**
		Dilution Factor: 1		Analysis Time..: 00:42	Analyst ID.....: 002260	
		Instrument ID..: I8		MDL.....: 0.069		
Copper	ND	2.0	ug/L	SW846 6020	08/20-08/30/08	KVC5M1AJ
		Dilution Factor: 1		Analysis Time..: 00:42	Analyst ID.....: 002260	
		Instrument ID..: I8		MDL.....: 0.051		
Iron	**16300**	**50.0**	**ug/L**	**SW846 6020**	**08/20-08/30/08**	**KVC5M1AK**
		Dilution Factor: 1		Analysis Time..: 00:42	Analyst ID.....: 002260	
		Instrument ID..: I8		MDL.....: 1.1		
Manganese	**948**	**1.0**	**ug/L**	**SW846 6020**	**08/20-09/02/08**	**KVC5M1CA**
		Dilution Factor: 1		Analysis Time..: 16:03	Analyst ID.....: 001637	
		Instrument ID..: I8		MDL.....: 0.027		

(Continued on next page)

Tetra Tech NUS, Inc

Client Sample ID: MW-23D-081808

DISSOLVED Metals

Lot-Sample #...: A8H190109-003 Matrix.....: WG

PARAMETER	RESULT	REPORTING LIMIT	UNITS	METHOD	PREPARATION-ANALYSIS DATE	WORK ORDER #
Molybdenum	**0.28 B**	**2.0**	**ug/L**	**SW846 6020**	**08/20-08/30/08**	**KVC5M1CC**
		Dilution Factor: 1		Analysis Time..: 00:42	Analyst ID.....: 002260	
		Instrument ID..: I8		MDL.....: 0.12		
Nickel	**11.7**	**2.0**	**ug/L**	**SW846 6020**	**08/20-08/30/08**	**KVC5M1CD**
		Dilution Factor: 1		Analysis Time..: 00:42	Analyst ID.....: 002260	
		Instrument ID..: I8		MDL.....: 0.053		
Lead	**0.28 B**	**1.0**	**ug/L**	**SW846 6020**	**08/20-08/30/08**	**KVC5M1AL**
		Dilution Factor: 1		Analysis Time..: 00:42	Analyst ID.....: 002260	
		Instrument ID..: I8		MDL.....: 0.018		
Antimony	ND	2.0	ug/L	SW846 6020	08/20-08/30/08	KVC5M1AC
		Dilution Factor: 1		Analysis Time..: 00:42	Analyst ID.....: 002260	
		Instrument ID..: I8		MDL.....: 0.035		
Selenium	**0.20 B**	**5.0**	**ug/L**	**SW846 6020**	**08/20-08/30/08**	**KVC5M1CE**
		Dilution Factor: 1		Analysis Time..: 00:42	Analyst ID.....: 002260	
		Instrument ID..: I8		MDL.....: 0.14		
Thallium	**0.24 B**	**1.0**	**ug/L**	**SW846 6020**	**08/20-08/30/08**	**KVC5M1CG**
		Dilution Factor: 1		Analysis Time..: 00:42	Analyst ID.....: 002260	
		Instrument ID..: I8		MDL.....: 0.11		
Vanadium	ND	20.0	ug/L	SW846 6020	08/20-08/30/08	KVC5M1CH
		Dilution Factor: 1		Analysis Time..: 00:42	Analyst ID.....: 002260	
		Instrument ID..: I8		MDL.....: 0.46		
Zinc	**17.7 B,J**	**20.0**	**ug/L**	**SW846 6020**	**08/20-08/30/08**	**KVC5M1CJ**
		Dilution Factor: 1		Analysis Time..: 00:42	Analyst ID.....: 002260	
		Instrument ID..: I8		MDL.....: 0.20		
Mercury	ND	0.20	ug/L	SW846 7470A	08/20-08/21/08	KVC5M1CL
		Dilution Factor: 1		Analysis Time..: 11:30	Analyst ID.....: 001576	
		Instrument ID..: H1		MDL.....: 0.10		

NOTE(S):

B Estimated result. Result is less than RL.

J Method blank contamination. The associated method blank contains the target analyte at a reportable level.

Tetra Tech NUS, Inc

Client Sample ID: MW-23I-081808

DISSOLVED Metals

Lot-Sample #...: A8H190109-004 Matrix.....: WG
Date Sampled...: 08/18/08 13:50 Date Received..: 08/19/08

PARAMETER	RESULT	REPORTING LIMIT	UNITS	METHOD	PREPARATION-ANALYSIS DATE	WORK ORDER #
Prep Batch #...: 8233012						
Silver	ND	1.0	ug/L	SW846 6020	08/20-08/30/08	KVC5N1CF
		Dilution Factor: 1		Analysis Time..: 00:50	Analyst ID.....: 002260	
		Instrument ID..: I8		MDL.....: 0.0026		
Arsenic	**5.0**	**5.0**	**ug/L**	**SW846 6020**	**08/20-08/30/08**	**KVC5N1AP**
		Dilution Factor: 1		Analysis Time..: 00:50	Analyst ID.....: 002260	
		Instrument ID..: I8		MDL.....: 0.13		
Barium	**31.6**	**1.0**	**ug/L**	**SW846 6020**	**08/20-08/30/08**	**KVC5N1AQ**
		Dilution Factor: 1		Analysis Time..: 00:50	Analyst ID.....: 002260	
		Instrument ID..: I8		MDL.....: 0.014		
Beryllium	ND	1.0	ug/L	SW846 6020	08/20-09/02/08	KVC5N1AR
		Dilution Factor: 1		Analysis Time..: 16:11	Analyst ID.....: 001637	
		Instrument ID..: I8		MDL.....: 0.012		
Cadmium	**0.017 B**	**1.0**	**ug/L**	**SW846 6020**	**08/20-08/30/08**	**KVC5N1AT**
		Dilution Factor: 1		Analysis Time..: 00:50	Analyst ID.....: 002260	
		Instrument ID..: I8		MDL.....: 0.0061		
Cobalt	**11.2**	**1.0**	**ug/L**	**SW846 6020**	**08/20-08/30/08**	**KVC5N1AU**
		Dilution Factor: 1		Analysis Time..: 00:50	Analyst ID.....: 002260	
		Instrument ID..: I8		MDL.....: 0.0041		
Chromium	**1.5 B**	**2.0**	**ug/L**	**SW846 6020**	**08/20-08/30/08**	**KVC5N1CK**
		Dilution Factor: 1		Analysis Time..: 00:50	Analyst ID.....: 002260	
		Instrument ID..: I8		MDL.....: 0.069		
Copper	ND	2.0	ug/L	SW846 6020	08/20-08/30/08	KVC5N1AV
		Dilution Factor: 1		Analysis Time..: 00:50	Analyst ID.....: 002260	
		Instrument ID..: I8		MDL.....: 0.051		
Iron	**43200**	**50.0**	**ug/L**	**SW846 6020**	**08/20-08/30/08**	**KVC5N1AW**
		Dilution Factor: 1		Analysis Time..: 00:50	Analyst ID.....: 002260	
		Instrument ID..: I8		MDL.....: 1.1		
Manganese	**3190**	**1.0**	**ug/L**	**SW846 6020**	**08/20-09/02/08**	**KVC5N1CA**
		Dilution Factor: 1		Analysis Time..: 16:11	Analyst ID.....: 001637	
		Instrument ID..: I8		MDL.....: 0.027		

(Continued on next page)

Tetra Tech NUS, Inc

Client Sample ID: MW-23I-081808

DISSOLVED Metals

Lot-Sample #...: A8H190109-004 Matrix.....: WG

PARAMETER	RESULT	REPORTING LIMIT	UNITS	METHOD	PREPARATION-ANALYSIS DATE	WORK ORDER #
Molybdenum	**0.21 B**	**2.0**	**ug/L**	**SW846 6020**	**08/20-08/30/08**	**KVC5N1CC**
		Dilution Factor: 1		Analysis Time..: 00:50	Analyst ID.....: 002260	
		Instrument ID..: I8		MDL.....: 0.12		
Nickel	**3.0**	**2.0**	**ug/L**	**SW846 6020**	**08/20-08/30/08**	**KVC5N1CD**
		Dilution Factor: 1		Analysis Time..: 00:50	Analyst ID.....: 002260	
		Instrument ID..: I8		MDL.....: 0.053		
Lead	**0.034 B**	**1.0**	**ug/L**	**SW846 6020**	**08/20-08/30/08**	**KVC5N1AX**
		Dilution Factor: 1		Analysis Time..: 00:50	Analyst ID.....: 002260	
		Instrument ID..: I8		MDL.....: 0.018		
Antimony	ND	2.0	ug/L	SW846 6020	08/20-08/30/08	KVC5N1AN
		Dilution Factor: 1		Analysis Time..: 00:50	Analyst ID.....: 002260	
		Instrument ID..: I8		MDL.....: 0.035		
Selenium	ND	5.0	ug/L	SW846 6020	08/20-08/30/08	KVC5N1CE
		Dilution Factor: 1		Analysis Time..: 00:50	Analyst ID.....: 002260	
		Instrument ID..: I8		MDL.....: 0.14		
Thallium	**0.12 B**	**1.0**	**ug/L**	**SW846 6020**	**08/20-08/30/08**	**KVC5N1CG**
		Dilution Factor: 1		Analysis Time..: 00:50	Analyst ID.....: 002260	
		Instrument ID..: I8		MDL.....: 0.11		
Vanadium	**0.73 B**	**20.0**	**ug/L**	**SW846 6020**	**08/20-08/30/08**	**KVC5N1CH**
		Dilution Factor: 1		Analysis Time..: 00:50	Analyst ID.....: 002260	
		Instrument ID..: I8		MDL.....: 0.46		
Zinc	**5.1 B,J**	**20.0**	**ug/L**	**SW846 6020**	**08/20-08/30/08**	**KVC5N1CJ**
		Dilution Factor: 1		Analysis Time..: 00:50	Analyst ID.....: 002260	
		Instrument ID..: I8		MDL.....: 0.20		
Mercury	ND	0.20	ug/L	SW846 7470A	08/20-08/21/08	KVC5N1CL
		Dilution Factor: 1		Analysis Time..: 11:37	Analyst ID.....: 001576	
		Instrument ID..: H1		MDL.....: 0.10		

NOTE(S):

B Estimated result. Result is less than RL.

J Method blank contamination. The associated method blank contains the target analyte at a reportable level.

Tetra Tech NUS, Inc

Client Sample ID: MW-4-081808

DISSOLVED Metals

Lot-Sample #...: A8H190109-007 Matrix.....: WG
Date Sampled...: 08/18/08 15:42 Date Received..: 08/19/08

PARAMETER	RESULT	REPORTING LIMIT	UNITS	METHOD	PREPARATION-ANALYSIS DATE	WORK ORDER #
Prep Batch #...: 8233012						
Silver	ND	1.0	ug/L	SW846 6020	08/20-08/30/08	KVC5R1CF
		Dilution Factor: 1		Analysis Time..: 01:22	Analyst ID.....: 002260	
		Instrument ID..: I8		MDL.....: 0.0026		
Arsenic	**0.64 B**	**5.0**	**ug/L**	**SW846 6020**	**08/20-08/30/08**	**KVC5R1AD**
		Dilution Factor: 1		Analysis Time..: 01:22	Analyst ID.....: 002260	
		Instrument ID..: I8		MDL.....: 0.13		
Barium	**52.7**	**1.0**	**ug/L**	**SW846 6020**	**08/20-08/30/08**	**KVC5R1AE**
		Dilution Factor: 1		Analysis Time..: 01:22	Analyst ID.....: 002260	
		Instrument ID..: I8		MDL.....: 0.014		
Beryllium	ND	1.0	ug/L	SW846 6020	08/20-09/02/08	KVC5R1AF
		Dilution Factor: 1		Analysis Time..: 16:48	Analyst ID.....: 001637	
		Instrument ID..: I8		MDL.....: 0.012		
Cadmium	**0.52 B**	**1.0**	**ug/L**	**SW846 6020**	**08/20-08/30/08**	**KVC5R1AG**
		Dilution Factor: 1		Analysis Time..: 01:22	Analyst ID.....: 002260	
		Instrument ID..: I8		MDL.....: 0.0061		
Cobalt	**0.38 B**	**1.0**	**ug/L**	**SW846 6020**	**08/20-08/30/08**	**KVC5R1AH**
		Dilution Factor: 1		Analysis Time..: 01:22	Analyst ID.....: 002260	
		Instrument ID..: I8		MDL.....: 0.0041		
Chromium	**1.3 B**	**2.0**	**ug/L**	**SW846 6020**	**08/20-08/30/08**	**KVC5R1CK**
		Dilution Factor: 1		Analysis Time..: 01:22	Analyst ID.....: 002260	
		Instrument ID..: I8		MDL.....: 0.069		
Copper	**1.0 B**	**2.0**	**ug/L**	**SW846 6020**	**08/20-08/30/08**	**KVC5R1AJ**
		Dilution Factor: 1		Analysis Time..: 01:22	Analyst ID.....: 002260	
		Instrument ID..: I8		MDL.....: 0.051		
Iron	**3950**	**50.0**	**ug/L**	**SW846 6020**	**08/20-08/30/08**	**KVC5R1AK**
		Dilution Factor: 1		Analysis Time..: 01:22	Analyst ID.....: 002260	
		Instrument ID..: I8		MDL.....: 1.1		
Manganese	**357**	**1.0**	**ug/L**	**SW846 6020**	**08/20-09/02/08**	**KVC5R1CA**
		Dilution Factor: 1		Analysis Time..: 16:48	Analyst ID.....: 001637	
		Instrument ID..: I8		MDL.....: 0.027		

(Continued on next page)

Tetra Tech NUS, Inc

Client Sample ID: MW-4-081808

DISSOLVED Metals

Lot-Sample #...: A8H190109-007 **Matrix.....:** WG

PARAMETER	RESULT	REPORTING LIMIT	UNITS	METHOD	PREPARATION-ANALYSIS DATE	WORK ORDER #
Molybdenum	2.7	2.0	ug/L	SW846 6020	08/20-08/30/08	KVC5R1CC
		Dilution Factor: 1		Analysis Time..: 01:22	Analyst ID.....: 002260	
		Instrument ID..: I8		MDL.....: 0.12		
Nickel	4.6	2.0	ug/L	SW846 6020	08/20-08/30/08	KVC5R1CD
		Dilution Factor: 1		Analysis Time..: 01:22	Analyst ID.....: 002260	
		Instrument ID..: I8		MDL.....: 0.053		
Lead	0.34 B	1.0	ug/L	SW846 6020	08/20-08/30/08	KVC5R1AL
		Dilution Factor: 1		Analysis Time..: 01:22	Analyst ID.....: 002260	
		Instrument ID..: I8		MDL.....: 0.018		
Antimony	0.21 B	2.0	ug/L	SW846 6020	08/20-08/30/08	KVC5R1AC
		Dilution Factor: 1		Analysis Time..: 01:22	Analyst ID.....: 002260	
		Instrument ID..: I8		MDL.....: 0.035		
Selenium	ND	5.0	ug/L	SW846 6020	08/20-08/30/08	KVC5R1CE
		Dilution Factor: 1		Analysis Time..: 01:22	Analyst ID.....: 002260	
		Instrument ID..: I8		MDL.....: 0.14		
Thallium	ND	1.0	ug/L	SW846 6020	08/20-08/30/08	KVC5R1CG
		Dilution Factor: 1		Analysis Time..: 01:22	Analyst ID.....: 002260	
		Instrument ID..: I8		MDL.....: 0.11		
Vanadium	0.52 B	20.0	ug/L	SW846 6020	08/20-08/30/08	KVC5R1CH
		Dilution Factor: 1		Analysis Time..: 01:22	Analyst ID.....: 002260	
		Instrument ID..: I8		MDL.....: 0.46		
Zinc	38.8 J	20.0	ug/L	SW846 6020	08/20-08/30/08	KVC5R1CJ
		Dilution Factor: 1		Analysis Time..: 01:22	Analyst ID.....: 002260	
		Instrument ID..: I8		MDL.....: 0.20		
Mercury	0.10 B	0.20	ug/L	SW846 7470A	08/20-08/21/08	KVC5R1CL
		Dilution Factor: 1		Analysis Time..: 11:33	Analyst ID.....: 001576	
		Instrument ID..: H1		MDL.....: 0.10		

NOTE(S):

B Estimated result. Result is less than RL.

J Method blank contamination. The associated method blank contains the target analyte at a reportable level.

Tetra Tech NUS, Inc

Client Sample ID: DMW-17I-082008

General Chemistry

Lot-Sample #...: A8H210130-003 **Work Order #...:** KVHV0 **Matrix.....:** WG
Date Sampled...: 08/20/08 13:25 **Date Received..:** 08/21/08

PARAMETER	RESULT	RL	UNITS	METHOD	PREPARATION-ANALYSIS DATE	PREP BATCH #
Hexavalent Chromium	ND	0.02	mg/L	SW846 7196A	08/21/08	8234376

Dilution Factor: 1 MDL.....: 0.002

Tetra Tech NUS, Inc

Client Sample ID: DMW-17S-082008

General Chemistry

Lot-Sample #...: A8H210130-005 **Work Order #...:** KVHV2 **Matrix.....:** WG
Date Sampled...: 08/20/08 14:45 **Date Received..:** 08/21/08

PARAMETER	RESULT	RL	UNITS	METHOD	PREPARATION-ANALYSIS DATE	PREP BATCH #
Hexavalent Chromium	ND G	0.04	mg/L	SW846 7196A	08/21/08	8234376

Dilution Factor: 2 MDL.....: 0.004

NOTE(S):

RL Reporting Limit

G Elevated reporting limit. The reporting limit is elevated due to matrix interference.

Tetra Tech NUS, Inc

Client Sample ID: DMW-1S-081808

General Chemistry

Lot-Sample #...: A8H190109-005 **Work Order #...:** KVC5P **Matrix.....:** WG
Date Sampled...: 08/18/08 14:15 **Date Received..:** 08/19/08

PARAMETER	RESULT	RL	UNITS	METHOD	PREPARATION-ANALYSIS DATE	PREP BATCH #
Hexavalent Chromium	**0.01 B**	**0.02**	**mg/L**	**SW846 7196A**	**08/19/08**	**8232428**

Dilution Factor: 1 MDL.....: 0.002

NOTE(S):

RL Reporting Limit

B Estimated result. Result is less than RL.

Tetra Tech NUS, Inc

Client Sample ID: DMW-6D-082008

General Chemistry

Lot-Sample #...: A8H210130-004 **Work Order #...:** KVHV1 **Matrix.....:** WG
Date Sampled...: 08/20/08 14:30 **Date Received..:** 08/21/08

PARAMETER	RESULT	RL	UNITS	METHOD	PREPARATION-ANALYSIS DATE	PREP BATCH #
Hexavalent Chromium	ND	0.02	mg/L	SW846 7196A	08/21/08	8234376

Dilution Factor: 1 MDL.....: 0.002

Tetra Tech NUS, Inc

Client Sample ID: DMW-6I-082008

General Chemistry

Lot-Sample #...: A8H210130-002 **Work Order #...:** KVHVL **Matrix.....:** WG
Date Sampled...: 08/20/08 13:09 **Date Received..:** 08/21/08

PARAMETER	RESULT	RL	UNITS	METHOD	PREPARATION-ANALYSIS DATE	PREP BATCH #
Hexavalent Chromium	ND	0.02	mg/L	SW846 7196A	08/21/08	8234376

Dilution Factor: 1 MDL.....: 0.002

Tetra Tech NUS, Inc

Client Sample ID: MSA-DMW25I-081908

General Chemistry

Lot-Sample #...: A8H200234-003 Work Order #...: KVGCW Matrix.....: WG
Date Sampled...: 08/19/08 14:37 Date Received..: 08/20/08

PARAMETER	RESULT	RL	UNITS	METHOD	PREPARATION-ANALYSIS DATE	PREP BATCH #
Hexavalent Chromium	0.002 B	0.02	mg/L	SW846 7196A	08/20/08	8233371

Dilution Factor: 1 MDL.....: 0.002

NOTE(S):

RL Reporting Limit

B Estimated result. Result is less than RL.

Tetra Tech NUS, Inc

Client Sample ID: MSA-DMW25S-081908

General Chemistry

Lot-Sample #...: A8H200234-002 Work Order #...: KVGCT Matrix.....: WG
Date Sampled...: 08/19/08 14:25 Date Received..: 08/20/08

PARAMETER	RESULT	RL	UNITS	METHOD	PREPARATION-ANALYSIS DATE	PREP BATCH #
Hexavalent Chromium	0.002 B	0.02	mg/L	SW846 7196A	08/20/08	8233371

Dilution Factor: 1 MDL.....: 0.002

NOTE(S):

RL Reporting Limit

B Estimated result. Result is less than RL.

Tetra Tech NUS, Inc

Client Sample ID: MSA-MW22D-081908

General Chemistry

Lot-Sample #...: A8H200234-001 **Work Order #...:** KVGCK **Matrix.....:** WG
Date Sampled...: 08/19/08 11:25 **Date Received..:** 08/20/08

PARAMETER	RESULT	RL	UNITS	METHOD	PREPARATION-ANALYSIS DATE	PREP BATCH #
Hexavalent Chromium	**0.01 B**	**0.02**	**mg/L**	**SW846 7196A**	**08/20/08**	**8233371**

Dilution Factor: 1 MDL.....: 0.002

NOTE(S):

RL Reporting Limit

B Estimated result. Result is less than RL.

Tetra Tech NUS, Inc

Client Sample ID: MW-2-081808

General Chemistry

Lot-Sample #...: A8H190109-002 **Work Order #...:** KVC5F **Matrix.....:** WG
Date Sampled...: 08/18/08 11:41 **Date Received..:** 08/19/08

PARAMETER	RESULT	RL	UNITS	METHOD	PREPARATION-ANALYSIS DATE	PREP BATCH #
Hexavalent Chromium	ND	0.02	mg/L	SW846 7196A	08/19/08	8232428

Dilution Factor: 1 MDL.....: 0.002

Tetra Tech NUS, Inc

Client Sample ID: MW-22I-081808

General Chemistry

Lot-Sample #...: A8H190109-006 Work Order #...: KVC5Q Matrix.....: WG
Date Sampled...: 08/18/08 15:30 Date Received..: 08/19/08

PARAMETER	RESULT	RL	UNITS	METHOD	PREPARATION-ANALYSIS DATE	PREP BATCH #
Hexavalent Chromium	0.005 B	0.02	mg/L	SW846 7196A	08/19/08	8232428

Dilution Factor: 1 MDL.....: 0.002

NOTE(S):

RL Reporting Limit

B Estimated result. Result is less than RL.

Tetra Tech NUS, Inc

Client Sample ID: MW-23D-081808

General Chemistry

Lot-Sample #...: A8H190109-003 **Work Order #...:** KVC5M **Matrix.....:** WG
Date Sampled...: 08/18/08 12:25 **Date Received..:** 08/19/08

PARAMETER	RESULT	RL	UNITS	METHOD	PREPARATION-ANALYSIS DATE	PREP BATCH #
Hexavalent Chromium	ND	0.02	mg/L	SW846 7196A	08/19/08	8232428

Dilution Factor: 1 MDL.....: 0.002

Tetra Tech NUS, Inc

Client Sample ID: MW-23I-081808

General Chemistry

Lot-Sample #...: A8H190109-004 Work Order #...: KVC5N Matrix.....: WG
Date Sampled...: 08/18/08 13:50 Date Received..: 08/19/08

PARAMETER	RESULT	RL	UNITS	METHOD	PREPARATION-ANALYSIS DATE	PREP BATCH #
Hexavalent Chromium	0.02	0.02	mg/L	SW846 7196A	08/19/08	8232428

Dilution Factor: 1 MDL.....: 0.002

Tetra Tech NUS, Inc

Client Sample ID: MW-4-081808

General Chemistry

Lot-Sample #...: A8H190109-007 **Work Order #...:** KVC5R **Matrix.....:** WG
Date Sampled...: 08/18/08 15:42 **Date Received..:** 08/19/08

PARAMETER	RESULT	RL	UNITS	METHOD	PREPARATION-ANALYSIS DATE	PREP BATCH #
Hexavalent Chromium	0.008 B	0.02	mg/L	SW846 7196A	08/19/08	8232428

Dilution Factor: 1 MDL.....: 0.002

NOTE(S):

RL Reporting Limit

B Estimated result. Result is less than RL.

APPENDIX C
SUPPORT DOCUMENTATION

CASE NARRATIVE

8H19109

The following report contains the analytical results for thirteen water samples and three quality control samples submitted to TestAmerica North Canton by TetraTech NUS, Inc. from the Martin State Airport Site. The samples were received August 19, 2008, August 20, 2008 and August 21, 2008, according to documented sample acceptance procedures.

This SDG consists of (3) laboratory ID's: A8H190109, A8H200234, and A8H210130.

TestAmerica utilizes USEPA approved methods in all analytical work. The samples presented in this report were analyzed for the parameter(s) listed on the analytical methods summary page in accordance with the method(s) indicated. Preliminary results were provided to Michael Martin, Tobrena Skeen, and Tony Apanavage on August 28, 2008, on September 02, 2008, and September 03, 2008. A summary of QC data for these analyses is included at the back of the report.

TestAmerica North Canton attests to the validity of the laboratory data generated by TestAmerica facilities reported herein. All analyses performed by TestAmerica facilities were done using established laboratory SOPs that incorporate QA/QC procedures described in the applicable methods. TestAmerica's operations groups have reviewed the data for compliance with the laboratory QA/QC plan, and data have been found to be compliant with laboratory protocols unless otherwise noted below.

Any reference within this document to Severn Trent Laboratories, Inc. or STL, should be understood to refer to TestAmerica Laboratories, Inc. (formerly known as Severn Trent Laboratories, Inc.)

The test results in this report meet all NELAP requirements for parameters for which accreditation is required or available. Any exceptions to NELAP requirements are noted in this report. Pursuant to NELAP, this report may not be reproduced, except in full, without the written approval of the laboratory.

Please refer to the Quality Control Elements Narrative following this case narrative for additional quality control information.

If you have any questions, please call the Project Manager, Patrick J. O'Meara, at 330-497-9396.

This report is sequentially paginated. The final page of the report is labeled as "END OF REPORT."

CASE NARRATIVE (continued)

SUPPLEMENTAL QC INFORMATION

SAMPLE RECEIVING

The temperatures of the coolers upon sample receipt were 3.2, 4.1, 2.7, and 1.9°C.

See TestAmerica's Cooler Receipt Form for additional information.

GC/MS VOLATILES

The sample(s) that contained concentrations of target analyte(s) at a reportable level in the associated Method Blank(s) were flagged with "B". All target analytes in the Method Blank must be below the reporting limit (RL) or the associated sample(s) must be ND with the exception of common laboratory contaminants.

The sample(s) that contain results between the MDL and the RL were flagged with "J". There is a possibility of false positive or mis-identification at these quantitation levels. In analytical methods requiring confirmation of the analyte reported, confirmation was performed only down to the standard reporting limit (SRL). The acceptance criteria for QC samples may not be met at these quantitation levels.

2-Chloroethyl vinyl ether cannot be reliably recovered in an acid preserved sample.

GC/MS SEMIVOLATILES

The sample(s) that contain results between the MDL and the RL were flagged with "J". There is a possibility of false positive or mis-identification at these quantitation levels. In analytical methods requiring confirmation of the analyte reported, confirmation was performed only down to the standard reporting limit (SRL). The acceptance criteria for QC samples may not be met at these quantitation levels.

Sample(s) DMW-1S-081808 had elevated reporting limits due to matrix interference.

Sample(s) DMW-6I-082008 had up to one surrogate recovery per fraction outside acceptance limits. However, since the recovery was greater than 10% and all associated QC met criteria, no corrective action was taken.

METALS

The sample(s) that contain results between the MDL and the RL were flagged with "B". There is the possibility of false positive or mis-identification at these quantitation levels. The acceptance criteria for the ICB, CCB, and Method Blank are +/- the standard reporting limit (SRL).

CASE NARRATIVE (continued)

METALS (continued)

The sample(s) that contained concentrations of target analyte(s) at a reportable level in the associated Method Blank(s) were flagged with "J". Refer to the sample report pages for the affected analyte(s).

Matrix spike recovery and relative percent difference (RPD) data were not calculated for some analytes for MW-2-081808, MSA-MW22D-081908 and DMW-6I-082008 due to the sample concentration reading greater than four times the spike amount. See the Matrix Spike Report for the affected analytes which will be flagged with "NC, MSB".

The LCS in batch(es) 8234014 was recovered high and outside of criteria for Silver. Since the analyte was not detected in any of the samples, the results were accepted. Slight positive bias is not believed to have impacted data quality.

No ICP MS Form IX was provided for batch(es) 8235014. The serial dilution was performed on a different sample from the same QC batch(es).

GENERAL CHEMISTRY

The sample(s) that contain results between the MDL and the RL were flagged with "B". There is the possibility of false positive or mis-identification at these quantitation levels. The acceptance criteria for the ICB, CCB, and Method Blank are +/- the standard reporting limit (SRL).

The sample(s) had elevated reporting limits due to matrix interferences. Refer to the sample report pages for the affected analyte(s) flagged with "G".

The matrix spike/matrix spike duplicate(s) for MSA-MW22D-081908 had RPD's and recoveries outside acceptance limits. However, since the associated method blank(s) and laboratory control sample(s) were in control, no corrective action was necessary.

ANALYTICAL METHODS SUMMARY

8H19109

PARAMETER	ANALYTICAL METHOD
Hexavalent Chromium	SW846 7196A
ICP-MS (6020)	SW846 6020
Mercury in Liquid Waste (Manual Cold-Vapor)	SW846 7470A
Semivolatile Organic Compounds by GC/MS	SW846 8270C
Volatile Organics by GC/MS	SW846 8260B

References:

SW846 "Test Methods for Evaluating Solid Waste, Physical/Chemical Methods", Third Edition, November 1986 and its updates.

SAMPLE SUMMARY

8H19109 : A8H190109

WO #	SAMPLE#	CLIENT SAMPLE ID	SAMPLED DATE	SAMP TIME
KVC5D	001	TB-081808	08/18/08	07:30
KVC5F	002	MW-2-081808	08/18/08	11:41
KVC5M	003	MW-23D-081808	08/18/08	12:25
KVC5N	004	MW-23I-081808	08/18/08	13:50
KVC5P	005	DMW-1S-081808	08/18/08	14:15
KVC5Q	006	MW-22I-081808	08/18/08	15:30
KVC5R	007	MW-4-081808	08/18/08	15:42

NOTE(S):

- The analytical results of the samples listed above are presented on the following pages.
- All calculations are performed before rounding to avoid round-off errors in calculated results.
- Results noted as "ND" were not detected at or above the stated limit.
- This report must not be reproduced, except in full, without the written approval of the laboratory.
- Results for the following parameters are never reported on a dry weight basis: color, corrosivity, density, flashpoint, ignitability, layers, odor, paint filter test, pH, porosity pressure, reactivity, redox potential, specific gravity, spot tests, solids, solubility, temperature, viscosity, and weight.

(Continued on next page)

SAMPLE SUMMARY

8H19109 : A8H200234

WO #	SAMPLE#	CLIENT SAMPLE ID	SAMPLED DATE	SAMP TIME
KVGCK	001	MSA-MW22D-081908	08/19/08	11:25
KVGCT	002	MSA-DMW25S-081908	08/19/08	14:25
KVGCW	003	MSA-DMW25I-081908	08/19/08	14:37
KVGC8	004	TRIP BLANK	08/19/08	

NOTE(S):

- The analytical results of the samples listed above are presented on the following pages.
- All calculations are performed before rounding to avoid round-off errors in calculated results.
- Results noted as "ND" were not detected at or above the stated limit.
- This report must not be reproduced, except in full, without the written approval of the laboratory.
- Results for the following parameters are never reported on a dry weight basis: color, corrosivity, density, flashpoint, ignitability, layers, odor, paint filter test, pH, porosity pressure, reactivity, redox potential, specific gravity, spot tests, solids, solubility, temperature, viscosity, and weight.

(Continued on next page)

SAMPLE SUMMARY

8H19109 : A8H210130

WO #	SAMPLE#	CLIENT SAMPLE ID	SAMPLED DATE	SAMP TIME
KVHVJ	001	TB-082008	08/20/08	07:50
KVHVL	002	DMW-6I-082008	08/20/08	13:09
KVHV0	003	DMW-17I-082008	08/20/08	13:25
KVHV1	004	DMW-6D-082008	08/20/08	14:30
KVHV2	005	DMW-17S-082008	08/20/08	14:45

NOTE(S):

- The analytical results of the samples listed above are presented on the following pages.
- All calculations are performed before rounding to avoid round-off errors in calculated results.
- Results noted as "ND" were not detected at or above the stated limit.
- This report must not be reproduced, except in full, without the written approval of the laboratory.
- Results for the following parameters are never reported on a dry weight basis: color, corrosivity, density, flashpoint, ignitability, layers, odor, paint filter test, pH, porosity pressure, reactivity, redox potential, specific gravity, spot tests, solids, solubility, temperature, viscosity, and weight.

Chain of Custody Record

Temperature on Receipt _____

Drinking Water? Yes ☐ No ☐

TestAmerica

THE LEADER IN ENVIRONMENTAL TESTING

TAL-4124 (1007)

Client	Project Manager	Date	Chain of Custody Number
Tetra Tech NUS	Tony Apanavage	8-18-08	093953
Address	**Telephone Number (Area Code)/Fax Number**	**Lab Number**	**Page 1 of 1**
20251 Century Blvd STE 200	(301) 528-3021		
City / **State** / **Zip Code**	**Site Contact**	**Lab Contact**	
Germantown / MD / 20874	Walt Pawn	Pat O'Meara	
Project Name and Location (State)	**Carrier/Waybill Number**		
Martin State Airport			
Contract/Purchase Order/Quote No.			

Sample I.D. No. and Description (Containers for each sample may be combined on one line)	Date	Time	Matrix: Air	Aqueous	Sed.	Soil	Containers & Preservatives: Unpres.	H2SO4	HNO3	HCl	NaOH	ZnAc/NaOH	Analysis: VOCs	Tal metals	Diss metals	1,4 Dioxane	Hex Chrom	Special Instructions/ Conditions of Receipt
TB-081808	8-18-08	0750		X						X			X					
MW-2-081808		1141		X			X		X	X			X	X	X	X	X	
MW-230-081808		1225		X			X		X	X			X	X	X	X	X	
MW-23I-081808		1350		X			X		X	X			X	X	X	X	X	
DMW-15-081808		1415		X			X		X	X			X	X	X	X	X	
MW-22I-081808		1530		X			X		X	X			X	X	X	X	X	
MW-4-081808		1542		X			X		X	X			X	X	X	X	X	

Possible Hazard Identification

☐ Non-Hazard ☐ Flammable ☐ Skin Irritant ☐ Poison B ☐ Unknown

Sample Disposal

☐ Return To Client ☐ Disposal By Lab ☐ Archive For _____ Months (A fee may be assessed if samples are retained longer than 1 month)

Turn Around Time Required

☐ 24 Hours ☐ 48 Hours ☐ 7 Days ☐ 14 Days ☐ 21 Days ☐ Other _____

QC Requirements (Specify)

	Date	Time		Date	Time
1. Relinquished By: Walt Pawn	8-18-08	1700	1. Received By:	8-19-8	915
2. Relinquished By			2. Received By		
3. Relinquished By			3. Received By		

Comments

DISTRIBUTION: WHITE - Returned to Client with Report; CANARY - Stays with the Sample; PINK - Field Copy

North Canton

Chain of Custody Record

Temperature on Receipt _____

Drinking Water? Yes ☐ No ☒

TestAmerica
THE LEADER IN ENVIRONMENTAL TESTING

32

TAL-4124 (1007)

Client	Project Manager	Date	Chain of Custody Number
TT NUS	Tony Apanavich	8/19/08	093794
Address	Telephone Number (Area Code)/Fax Number	Lab Number	Page 1 of 1
City / State / Zip Code	Site Contact: Walt Pryor	Lab Contact	Analysis (Attach list if more space is needed)
Project Name and Location (State): MSA	Carrier/Waybill Number		
Contract/Purchase Order/Quote No.			

Sample I.D. No. and Description (Containers for each sample may be combined on one line)	Date	Time	Matrix: Air	Aqueous	Sed.	Soil	Containers & Preservatives: Unpres.	H2SO4	HNO3	HCl	NaOH	ZnAc/NaOH	VOCs	Total Metals	Dissolved Metals	Hex. Chrom	1,4-Dioxane	Special Instructions/ Conditions of Receipt
MSA-MW22D-081908	8/19/08	1125		X					X	X			3	1	1	1	2	
MSA-DMW25S-081908	8/19/08	1425		X					X	X			3	1	1	1	2	
MSA-DMW25I-081908	8/19/08	1437		X					X	X			3	1	1	1	2	

Possible Hazard Identification
☒ Non-Hazard ☐ Flammable ☐ Skin Irritant ☐ Poison B ☐ Unknown

Sample Disposal
☐ Return To Client ☒ Disposal By Lab ☐ Archive For _____ Months
(A fee may be assessed if samples are retained longer than 1 month)

Turn Around Time Required
☐ 24 Hours ☐ 48 Hours ☒ 7 Days ☐ 14 Days ☐ 21 Days ☐ Other _____

QC Requirements (Specify)

	Date	Time		Date	Time
1. Relinquished By: Dawn L. MacKinney	8/19/08	4:11pm	1. Received By	8-20-08	0910
2. Relinquished By			2. Received By		
3. Relinquished By			3. Received By		

Comments

DISTRIBUTION: WHITE - Returned to Client with Report; CANARY - Stays with the Sample; PINK - Field Copy

North Canton

Chain of Custody Record

Temperature on Receipt _____

Drinking Water? Yes ☐ No ☐

TestAmerica
THE LEADER IN ENVIRONMENTAL TESTING

TAL-4124 (1007)

Client	Project Manager	Date	Chain of Custody Number
Tetra Tech NUS	Tony Aparavage	8-20-08	093620
Address	**Telephone Number (Area Code)/Fax Number**	**Lab Number**	**Page 1 of 1**
20251 Century Blvd STE 200	(301) 528-3021		
City / State / Zip Code	**Site Contact**	**Lab Contact**	
Germantown MD 20874	Walt Payne	Pat O'Meara	
Project Name and Location (State)	**Carrier/Waybill Number**		
Martin State Airport			
Contract/Purchase Order/Quote No.			

Sample I.D. No. and Description (Containers for each sample may be combined on one line)	Date	Time	Matrix: Air	Aqueous	Sed.	Soil	Containers & Preservatives: Unpres.	H2SO4	HNO3	HCl	NaOH	ZnAc/NaOH	Analysis: VOCs	Tal Metals	Diss Metals	1,4 Dioxane	Hex Chrom
TB-082008	8-20-08	0730		X						X			X				
DMW-6I-082008		1309		X			X		X	X			X	X	X	X	X
DMW-17I-082008		1325		X			X		X	X			X	X	X	X	
DMW-60-082008		1430		X			X		X	X			X	X	X	X	X
DMW-17S-082008		1445		X			X		X	X			X	X	X	X	X

Special Instructions/ Conditions of Receipt

Possible Hazard Identification
☐ Non-Hazard ☐ Flammable ☐ Skin Irritant ☐ Poison B ☐ Unknown

Sample Disposal
☐ Return To Client ☐ Disposal By Lab ☐ Archive For _____ Months
(A fee may be assessed if samples are retained longer than 1 month)

Turn Around Time Required
☐ 24 Hours ☐ 48 Hours ☐ 7 Days ☐ 14 Days ☐ 21 Days ☐ Other _____

QC Requirements (Specify)

	Date	Time
1. Relinquished By: Walter Payne	8.20.08	1630
2. Relinquished By:		
3. Relinquished By:		

	Date	Time
1. Received By: [signature] TESTAMERICA	21 AUG 08	0920
2. Received By:		
3. Received By:		

Comments

DISTRIBUTION: WHITE - Returned to Client with Report; CANARY - Stays with the Sample; PINK - Field Copy

North Canton

HOLDTIME

SDG 8H19109

SORT	UNITS	NSAMPLE	LAB_ID	QC_TYPE	SAMP_DATE	EXTR_DATE	ANAL_DATE	SMP_EXTR	EXTR_ANL	SMP_ANL
HG	UG/L	MW-2-081808	A8H190109002	NM	8/18/2008	8/20/2008	8/21/2008	2	1	3
HG	UG/L	MW-4-081808	A8H190109007	NM	8/18/2008	8/20/2008	8/21/2008	2	1	3
HG	UG/L	MW-23I-081808	A8H190109004	NM	8/18/2008	8/20/2008	8/21/2008	2	1	3
HG	UG/L	MW-22I-081808	A8H190109006	NM	8/18/2008	8/20/2008	8/21/2008	2	1	3
HG	UG/L	MSA-MW22D-081908	A8H200234001	NM	8/19/2008	8/21/2008	8/21/2008	2	0	2
HG	UG/L	MSA-DMW25S-081908	A8H200234002	NM	8/19/2008	8/21/2008	8/22/2008	2	1	3
HG	UG/L	MSA-DMW25I-081908	A8H200234003	NM	8/19/2008	8/21/2008	8/21/2008	2	0	2
HG	UG/L	DMW-6I-082008	A8H210130002	NM	8/20/2008	8/22/2008	8/27/2008	2	5	7
HG	UG/L	DMW-6D-082008	A8H210130004	NM	8/20/2008	8/22/2008	8/27/2008	2	5	7
HG	UG/L	DMW-1S-081808	A8H190109005	NM	8/18/2008	8/20/2008	8/21/2008	2	1	3
HG	UG/L	DMW-17S-082008	A8H210130005	NM	8/20/2008	8/22/2008	8/27/2008	2	5	7
HG	UG/L	DMW-17I-082008	A8H210130003	NM	8/20/2008	8/22/2008	8/27/2008	2	5	7
HG	UG/L	MW-23D-081808	A8H190109003	NM	8/18/2008	8/20/2008	8/21/2008	2	1	3
M	UG/L	MW-4-081808	A8H190109007	NM	8/18/2008	8/20/2008	9/2/2008	2	13	15
M	UG/L	MW-2-081808	A8H190109002	NM	8/18/2008	8/20/2008	9/2/2008	2	13	15

SORT	UNITS	NSAMPLE	LAB_ID	QC_TYPE	SAMP_DATE	EXTR_DATE	ANAL_DATE	SMP_EXTR	EXTR_ANL	SMP_ANL
M	UG/L	DMW-6D-082008	A8H210130004	NM	8/20/2008	8/22/2008	8/25/2008	2	3	5
M	UG/L	DMW-6I-082008	A8H210130002	NM	8/20/2008	8/22/2008	8/25/2008	2	3	5
M	UG/L	MSA-DMW25I-081908	A8H200234003	NM	8/19/2008	8/21/2008	8/25/2008	2	4	6
M	UG/L	MSA-DMW25S-081908	A8H200234002	NM	8/19/2008	8/21/2008	8/25/2008	2	4	6
M	UG/L	MSA-MW22D-081908	A8H200234001	NM	8/19/2008	8/21/2008	8/25/2008	2	4	6
M	UG/L	MW-2-081808	A8H190109002	NM	8/18/2008	8/20/2008	8/30/2008	2	10	12
M	UG/L	MW-22I-081808	A8H190109006	NM	8/18/2008	8/20/2008	8/30/2008	2	10	12
M	UG/L	MW-22I-081808	A8H190109006	NM	8/18/2008	8/20/2008	9/2/2008	2	13	15
M	UG/L	MW-23D-081808	A8H190109003	NM	8/18/2008	8/20/2008	8/30/2008	2	10	12
M	UG/L	MW-23D-081808	A8H190109003	NM	8/18/2008	8/20/2008	9/2/2008	2	13	15
M	UG/L	MW-23I-081808	A8H190109004	NM	8/18/2008	8/20/2008	8/30/2008	2	10	12
M	UG/L	DMW-1S-081808	A8H190109005	NM	8/18/2008	8/20/2008	8/30/2008	2	10	12
M	UG/L	MW-4-081808	A8H190109007	NM	8/18/2008	8/20/2008	8/30/2008	2	10	12
M	UG/L	DMW-17S-082008	A8H210130005	NM	8/20/2008	8/22/2008	8/25/2008	2	3	5
M	UG/L	MW-23I-081808	A8H190109004	NM	8/18/2008	8/20/2008	9/2/2008	2	13	15
M	UG/L	DMW-1S-081808	A8H190109005	NM	8/18/2008	8/20/2008	9/2/2008	2	13	15
M	UG/L	DMW-17I-082008	A8H210130003	NM	8/20/2008	8/22/2008	8/29/2008	2	7	9
M	UG/L	DMW-17I-082008	A8H210130003	NM	8/20/2008	8/22/2008	8/25/2008	2	3	5

SORT	UNITS	NSAMPLE	LAB_ID	QC_TYPE	SAMP_DATE	EXTR_DATE	ANAL_DATE	SMP_EXTR	EXTR_ANL	SMP_ANL
HGF	UG/L	DMW-1S-081808	A8H190109005	NM	8/18/2008	8/20/2008	8/21/2008	2	1	3
HGF	UG/L	DMW-17S-082008	A8H210130005	NM	8/20/2008	8/22/2008	8/27/2008	2	5	7
HGF	UG/L	DMW-6D-082008	A8H210130004	NM	8/20/2008	8/22/2008	8/27/2008	2	5	7
HGF	UG/L	DMW-6I-082008	A8H210130002	NM	8/20/2008	8/22/2008	8/27/2008	2	5	7
HGF	UG/L	MSA-DMW25I-081908	A8H200234003	NM	8/19/2008	8/21/2008	8/21/2008	2	0	2
HGF	UG/L	MSA-DMW25S-081908	A8H200234002	NM	8/19/2008	8/21/2008	8/21/2008	2	0	2
HGF	UG/L	MW-2-081808	A8H190109002	NM	8/18/2008	8/20/2008	8/21/2008	2	1	3
HGF	UG/L	MW-22I-081808	A8H190109006	NM	8/18/2008	8/20/2008	8/21/2008	2	1	3
HGF	UG/L	MW-23D-081808	A8H190109003	NM	8/18/2008	8/20/2008	8/21/2008	2	1	3
HGF	UG/L	MW-23I-081808	A8H190109004	NM	8/18/2008	8/20/2008	8/21/2008	2	1	3
HGF	UG/L	MW-4-081808	A8H190109007	NM	8/18/2008	8/20/2008	8/21/2008	2	1	3
HGF	UG/L	MSA-MW22D-081908	A8H200234001	NM	8/19/2008	8/21/2008	8/21/2008	2	0	2
HGF	UG/L	DMW-17I-082008	A8H210130003	NM	8/20/2008	8/22/2008	8/27/2008	2	5	7
MF	UG/L	DMW-17S-082008	A8H210130005	NM	8/20/2008	8/22/2008	8/25/2008	2	3	5
MF	UG/L	MW-23D-081808	A8H190109003	NM	8/18/2008	8/20/2008	8/30/2008	2	10	12
MF	UG/L	MW-22I-081808	A8H190109006	NM	8/18/2008	8/20/2008	9/2/2008	2	13	15
MF	UG/L	MW-22I-081808	A8H190109006	NM	8/18/2008	8/20/2008	8/30/2008	2	10	12
MF	UG/L	MW-2-081808	A8H190109002	NM	8/18/2008	8/20/2008	9/2/2008	2	13	15

SORT	UNITS	NSAMPLE	LAB_ID	QC_TYPE	SAMP_DATE	EXTR_DATE	ANAL_DATE	SMP_EXTR	EXTR_ANL	SMP_ANL
MF	UG/L	MSA-MW22D-081908	A8H200234001	NM	8/19/2008	8/21/2008	8/25/2008	2	4	6
MF	UG/L	MSA-DMW25I-081908	A8H200234003	NM	8/19/2008	8/21/2008	8/25/2008	2	4	6
MF	UG/L	DMW-6I-082008	A8H210130002	NM	8/20/2008	8/22/2008	8/25/2008	2	3	5
MF	UG/L	DMW-6D-082008	A8H210130004	NM	8/20/2008	8/22/2008	8/25/2008	2	3	5
MF	UG/L	DMW-1S-081808	A8H190109005	NM	8/18/2008	8/20/2008	8/30/2008	2	10	12
MF	UG/L	DMW-17I-082008	A8H210130003	NM	8/20/2008	8/22/2008	8/29/2008	2	7	9
MF	UG/L	DMW-17I-082008	A8H210130003	NM	8/20/2008	8/22/2008	8/25/2008	2	3	5
MF	UG/L	MW-23D-081808	A8H190109003	NM	8/18/2008	8/20/2008	9/2/2008	2	13	15
MF	UG/L	MW-2-081808	A8H190109002	NM	8/18/2008	8/20/2008	8/30/2008	2	10	12
MF	UG/L	DMW-1S-081808	A8H190109005	NM	8/18/2008	8/20/2008	9/2/2008	2	13	15
MF	UG/L	MW-23I-081808	A8H190109004	NM	8/18/2008	8/20/2008	8/30/2008	2	10	12
MF	UG/L	MW-23I-081808	A8H190109004	NM	8/18/2008	8/20/2008	9/2/2008	2	13	15
MF	UG/L	MW-4-081808	A8H190109007	NM	8/18/2008	8/20/2008	8/30/2008	2	10	12
MF	UG/L	MW-4-081808	A8H190109007	NM	8/18/2008	8/20/2008	9/2/2008	2	13	15
MF	UG/L	MSA-DMW25S-081908	A8H200234002	NM	8/19/2008	8/21/2008	8/25/2008	2	4	6
CR6	MG/L	DMW-1S-081808	A8H190109005	NM	8/18/2008	8/19/2008	8/19/2008	1	0	1
CR6	MG/L	MW-23I-081808	A8H190109004	NM	8/18/2008	8/19/2008	8/19/2008	1	0	1
CR6	MG/L	MW-23D-081808	A8H190109003	NM	8/18/2008	8/19/2008	8/19/2008	1	0	1

SORT	UNITS	NSAMPLE	LAB_ID	QC_TYPE	SAMP_DATE	EXTR_DATE	ANAL_DATE	SMP_EXTR	EXTR_ANL	SMP_ANL
CR6	MG/L	MW-22I-081808	A8H190109006	NM	8/18/2008	8/19/2008	8/19/2008	1	0	1
CR6	MG/L	MW-2-081808	A8H190109002	NM	8/18/2008	8/19/2008	8/19/2008	1	0	1
CR6	MG/L	MSA-MW22D-081908	A8H200234001	NM	8/19/2008	8/20/2008	8/20/2008	1	0	1
CR6	MG/L	MW-4-081808	A8H190109007	NM	8/18/2008	8/19/2008	8/19/2008	1	0	1
CR6	MG/L	DMW-17I-082008	A8H210130003	NM	8/20/2008	8/21/2008	8/21/2008	1	0	1
CR6	MG/L	MSA-DMW25I-081908	A8H200234003	NM	8/19/2008	8/20/2008	8/20/2008	1	0	1
CR6	MG/L	DMW-17S-082008DL	A8H210130005	NM	8/20/2008	8/21/2008	8/21/2008	1	0	1
CR6	MG/L	DMW-6I-082008	A8H210130002	NM	8/20/2008	8/21/2008	8/21/2008	1	0	1
CR6	MG/L	DMW-6D-082008	A8H210130004	NM	8/20/2008	8/21/2008	8/21/2008	1	0	1
CR6	MG/L	MSA-DMW25S-081908	A8H200234002	NM	8/19/2008	8/20/2008	8/20/2008	1	0	1
OS	%	MW-22I-081808	A8H190109006	NM	8/18/2008	8/19/2008	8/21/2008	1	2	3
OS	%	MW-4-081808	A8H190109007	NM	8/18/2008	8/19/2008	8/21/2008	1	2	3
OS	%	MW-23D-081808	A8H190109003	NM	8/18/2008	8/19/2008	8/21/2008	1	2	3
OS	%	MW-2-081808	A8H190109002	NM	8/18/2008	8/19/2008	8/21/2008	1	2	3
OS	%	MSA-MW22D-081908	A8H200234001	NM	8/19/2008	8/21/2008	8/24/2008	2	3	5
OS	%	MSA-DMW25S-081908	A8H200234002	NM	8/19/2008	8/21/2008	8/24/2008	2	3	5
OS	%	MSA-DMW25I-081908	A8H200234003	NM	8/19/2008	8/21/2008	8/24/2008	2	3	5
OS	%	DMW-6I-082008	A8H210130002	NM	8/20/2008	8/21/2008	8/24/2008	1	3	4

TestAmerica North Canton

Metals Data Reporting Form

Initial Calibration Verification Standard

Instrument: CVAA **Units:** ug/L

Chart Number: hg10821b.prn **Acceptable Range:** 90% - 110%

Standard Source: Ultra **Standard ID:**

Element	WL/ Mass	True Conc	Ck5ICV 8/21/2008 10:08 AM Found	% Rec	Found	% Rec	Found	% Rec	Found	% Rec	Found	% Rec
Mercury	253.7	2.5	2.37	**94.7**								

TestAmerica North Canton

Metals Data Reporting Form

Continuing Calibration Verification

Instrument: CVAA **Units:** ug/L

Chart Number: hg10821b.prn **Acceptable Range:** 80% - 120%

Standard Source: Ultra **Standard ID:**

Element	WL/ Mass	True Conc	Ck2CCV 8/21/2008 10:12 AM Found	% Rec	Ck2CCV 8/21/2008 10:26 AM Found	% Rec	Ck2CCV 8/21/2008 10:40 AM Found	% Rec	Ck2CCV 8/21/2008 10:55 AM Found	% Rec	Ck2CCV 8/21/2008 11:10 AM Found	% Rec
Mercury	253.7	5.0	5.04	**100.7**	5.22	**104.5**	5.16	**103.2**	5.14	**102.8**	5.17	**103.3**

TestAmerica North Canton

Metals Data Reporting Form

Continuing Calibration Verification

Instrument: CVAA **Units:** ug/L

Chart Number: hg10821b.prn **Acceptable Range:** 80% - 120%

Standard Source: Ultra **Standard ID:**

Element	WL/ Mass	True Conc	Ck2CCV 8/21/2008 11:24 AM Found	% Rec	Ck2CCV 8/21/2008 11:38 AM Found	% Rec	Ck2CCV 8/21/2008 11:42 AM Found	% Rec	Ck2CCV 8/21/2008 2:41 PM Found	% Rec	Ck2CCV 8/21/2008 2:56 PM Found	% Rec
Mercury	253.7	5.0	5.12	**102.3**	5.15	**103.0**	5.24	**104.8**	5.55	**111.1**	5.32	**106.4**

TestAmerica North Canton

Metals Data Reporting Form

Continuing Calibration Verification

Instrument: CVAA **Units:** ug/L

Chart Number: hg10821b.prn **Acceptable Range:** 80% - 120%

Standard Source: Ultra **Standard ID:**

Element	WL/ Mass	True Conc	Ck2CCV 8/21/2008 3:10 PM Found	% Rec	Ck2CCV 8/21/2008 3:26 PM Found	% Rec	Ck2CCV 8/21/2008 3:50 PM Found	% Rec	Ck2CCV 8/21/2008 4:05 PM Found	% Rec	Ck2CCV 8/21/2008 4:19 PM Found	% Rec
Mercury	253.7	5.0	5.71	**114.2**	5.39	**107.8**	5.68	**113.5**	5.48	**109.6**	5.42	**108.3**

TestAmerica North Canton

Metals Data Reporting Form

Continuing Calibration Verification

Instrument: CVAA **Units:** ug/L

Chart Number: hg10821b.prn **Acceptable Range:** 80% - 120%

Standard Source: Ultra **Standard ID:**

Element	WL/ Mass	True Conc	Ck2CCV 8/21/2008 4:36 PM Found	% Rec	Ck2CCV 8/21/2008 4:44 PM Found	% Rec	Found	% Rec	Found	% Rec	Found	% Rec
Mercury	253.7	5.0	5.45	**109.0**	5.53	**110.6**						

TestAmerica North Canton

Metals Data Reporting Form

Initial Calibration Verification Standard

Instrument: CVAA **Units:** ug/L

Chart Number: hg10827a.prn **Acceptable Range:** 90% - 110%

Standard Source: Ultra **Standard ID:**

Element	WL/ Mass	True Conc	Ck5ICV 8/27/2008 7:47 AM Found	% Rec	Found	% Rec	Found	% Rec	Found	% Rec	Found	% Rec
Mercury	253.7	2.5	2.49	**99.6**								

TestAmerica North Canton

Metals Data Reporting Form

Continuing Calibration Verification

Instrument: CVAA **Units:** ug/L

Chart Number: hg10827a.prn **Acceptable Range:** 80% - 120%

Standard Source: Ultra **Standard ID:**

Element	WL/ Mass	True Conc	Ck2CCV 8/27/2008 8:04 AM Found	% Rec	Ck2CCV 8/27/2008 8:09 AM Found	% Rec	Ck2CCV 8/27/2008 8:39 AM Found	% Rec	Ck2CCV 8/27/2008 8:53 AM Found	% Rec	Ck2CCV 8/27/2008 9:07 AM Found	% Rec
Mercury	253.7	5.0	4.77	**95.3**	4.91	**98.2**	4.70	**93.9**	4.89	**97.8**	4.90	**98.1**

TestAmerica North Canton

Metals Data Reporting Form

Continuing Calibration Verification

Instrument: CVAA **Units:** ug/L

Chart Number: hg10827a.prn **Acceptable Range:** 80% - 120%

Standard Source: Ultra **Standard ID:**

Element	WL/ Mass	True Conc	Ck2CCV 8/27/2008 9:21 AM Found	% Rec	Ck2CCV 8/27/2008 9:36 AM Found	% Rec	Found	% Rec	Found	% Rec	Found	% Rec
Mercury	253.7	5.0	4.90	**98.0**	4.94	**98.8**						

TestAmerica North Canton

Metals Data Reporting Form

Initial Calibration Verification Standard

Instrument: CVAA **Units:** ug/L

Chart Number: hg40822a.prn **Acceptable Range:** 90% - 110%

Standard Source: Ultra **Standard ID:**

Element	WL/ Mass	True Conc	Ck2ICV 8/22/2008 12:34 PM Found	% Rec	Found	% Rec	Found	% Rec	Found	% Rec	Found	% Rec
Mercury	253.7	2.5	2.66	**106.3**								

TestAmerica North Canton

Metals Data Reporting Form

Continuing Calibration Verification

Instrument: CVAA **Units:** ug/L

Chart Number: hg40822a.prn **Acceptable Range:** 80% - 120%

Standard Source: Ultra **Standard ID:**

Element	WL/ Mass	True Conc	Ck6CCV 8/22/2008 12:44 PM Found	% Rec	Ck6CCV 8/22/2008 12:55 PM Found	% Rec	Found	% Rec	Found	% Rec	Found	% Rec
Mercury	253.7	5.0	5.63	**112.6**	5.59	**111.7**						

TestAmerica North Canton

Metals Data Reporting Form

Initial Calibration Verification Standard

Instrument: ICPMS **Units:** ug/L

Chart Number: I80825A.csv **Acceptable Range:** 90% - 110%

Standard Source: _____ **Standard ID:** _____

Element	WL/ Mass	True Conc	ICV 8/25/2008 10:53 AM Found	% Rec	Found	% Rec	Found	% Rec	Found	% Rec	Found	% Rec
Antimony	121	80.0	81.36	**101.7**								
Arsenic	75	80.0	80.48	**100.6**								
Barium	137	80.0	77.06	**96.3**								
Beryllium	9	80.0	82.21	**102.8**								
Cadmium	111	80.0	82.06	**102.6**								
Chromium	52	80.0	80.15	**100.2**								
Cobalt	59	80.0	79.87	**99.8**								
Copper	65	80.0	84.56	**105.7**								
Iron	56	20000.0	20460.00	**102.3**								
Lead	208	80.0	77.92	**97.4**								
Manganese	55	400.0	406.23	**101.6**								
Molybdenum	95	80.0	84.67	**105.8**								
Nickel	60	80.0	83.30	**104.1**								
Selenium	78	80.0	80.93	**101.2**								
Silver	107	80.0	84.05	**105.1**								
Thallium	205	80.0	77.92	**97.4**								
Vanadium	51	80.0	80.81	**101.0**								
Zinc	66	80.0	84.78	**106.0**								

TestAmerica North Canton

Metals Data Reporting Form

Continuing Calibration Verification

Instrument: ICPMS **Units:** ug/L

Chart Number: I80825A.csv **Acceptable Range:** 90% - 110%

Standard Source: _____ **Standard ID:** _____

Element	WL/ Mass	True Conc	CCV 8/25/2008 11:17 AM Found	% Rec	CCV 1 8/25/2008 12:12 PM Found	% Rec	CCV 2 8/25/2008 1:03 PM Found	% Rec	CCV 3 8/25/2008 1:55 PM Found	% Rec	CCV 4 8/25/2008 2:49 PM Found	% Rec
Antimony	121	100.0	101.53	**101.5**	102.60	**102.6**	104.40	**104.4**	103.67	**103.7**	101.87	**101.9**
Arsenic	75	100.0	101.32	**101.3**	101.03	**101.0**	101.23	**101.2**	102.53	**102.5**	101.50	**101.5**
Barium	137	100.0	99.49	**99.5**	100.68	**100.7**	101.35	**101.4**	100.45	**100.5**	99.77	**99.8**
Beryllium	9	100.0	103.83	**103.8**	104.33	**104.3**	104.63	**104.6**	104.33	**104.3**	105.00	**105.0**
Cadmium	111	100.0	104.20	**104.2**	104.07	**104.1**	104.10	**104.1**	105.07	**105.1**	105.13	**105.1**
Chromium	52	100.0	102.63	**102.6**	101.31	**101.3**	100.73	**100.7**	100.79	**100.8**	100.00	**100.0**
Cobalt	59	100.0	103.33	**103.3**	102.28	**102.3**	100.77	**100.8**	102.07	**102.1**	99.65	**99.7**
Copper	65	100.0	106.43	**106.4**	104.00	**104.0**	103.73	**103.7**	104.87	**104.9**	103.73	**103.7**
Iron	56	25000.0	25793.33	**103.2**	25760.00	**103.0**	25630.00	**102.5**	26136.67	**104.5**	25903.33	**103.6**
Lead	208	100.0	98.16	**98.2**	100.37	**100.4**	99.20	**99.2**	100.38	**100.4**	99.85	**99.8**
Manganese	55	500.0	509.37	**101.9**	509.10	**101.8**	507.17	**101.4**	508.20	**101.6**	508.17	**101.6**
Molybdenum	95	100.0	107.87	**107.9**	106.80	**106.8**	105.67	**105.7**	108.20	**108.2**	105.77	**105.8**
Nickel	60	100.0	104.43	**104.4**	103.67	**103.7**	101.60	**101.6**	103.57	**103.6**	101.25	**101.3**
Selenium	78	100.0	103.47	**103.5**	102.90	**102.9**	102.27	**102.3**	102.13	**102.1**	101.10	**101.1**
Silver	107	100.0	105.87	**105.9**	105.13	**105.1**	106.90	**106.9**	106.43	**106.4**	105.60	**105.6**
Thallium	205	100.0	98.50	**98.5**	98.17	**98.2**	98.53	**98.5**	98.76	**98.8**	97.43	**97.4**
Vanadium	51	100.0	101.27	**101.3**	100.25	**100.3**	99.05	**99.1**	98.93	**98.9**	98.32	**98.3**
Zinc	66	100.0	106.30	**106.3**	106.80	**106.8**	104.83	**104.8**	105.63	**105.6**	104.60	**104.6**

TestAmerica North Canton

Metals Data Reporting Form

Continuing Calibration Verification

Instrument: ICPMS **Units:** ug/L

Chart Number: I80825A.csv **Acceptable Range:** 90% - 110%

Standard Source: _____ **Standard ID:** _____

Element	WL/ Mass	True Conc	CCV 5 8/25/2008 3:18 PM Found	% Rec	Found	% Rec	Found	% Rec	Found	% Rec	Found	% Rec
Antimony	121	100.0	100.73	**100.7**								
Arsenic	75	100.0	100.70	**100.7**								
Barium	137	100.0	99.44	**99.4**								
Beryllium	9	100.0	104.73	**104.7**								
Cadmium	111	100.0	105.03	**105.0**								
Chromium	52	100.0	98.95	**98.9**								
Cobalt	59	100.0	99.77	**99.8**								
Copper	65	100.0	102.83	**102.8**								
Iron	56	25000.0	25823.33	**103.3**								
Lead	208	100.0	100.86	**100.9**								
Manganese	55	500.0	507.40	**101.5**								
Molybdenum	95	100.0	106.00	**106.0**								
Nickel	60	100.0	100.30	**100.3**								
Selenium	78	100.0	100.72	**100.7**								
Silver	107	100.0	105.93	**105.9**								
Thallium	205	100.0	98.02	**98.0**								
Vanadium	51	100.0	97.55	**97.6**								
Zinc	66	100.0	103.60	**103.6**								

TestAmerica North Canton

Metals Data Reporting Form

Initial Calibration Verification Standard

Instrument: ICPMS **Units:** ug/L

Chart Number: I80829A.csv **Acceptable Range:** 90% - 110%

Standard Source: _____ **Standard ID:** _____

Element	WL/ Mass	True Conc	ICV 8/29/2008 3:30 PM Found	% Rec	Found	% Rec	Found	% Rec	Found	% Rec	Found	% Rec
Antimony	121	80.0	81.12	**101.4**								
Arsenic	75	80.0	81.96	**102.4**								
Barium	137	80.0	79.25	**99.1**								
Cadmium	111	80.0	81.06	**101.3**								
Chromium	52	80.0	81.28	**101.6**								
Cobalt	59	80.0	80.80	**101.0**								
Copper	65	80.0	84.23	**105.3**								
Iron	56	20000.0	20030.00	**100.2**								
Lead	208	80.0	78.54	**98.2**								
Manganese	55	400.0	395.40	**98.9**								
Molybdenum	95	80.0	83.38	**104.2**								
Nickel	60	80.0	83.40	**104.3**								
Selenium	78	80.0	81.88	**102.4**								
Silver	107	80.0	83.92	**104.9**								
Thallium	205	80.0	81.37	**101.7**								
Vanadium	51	80.0	81.39	**101.7**								
Zinc	66	80.0	85.86	**107.3**								

TestAmerica North Canton

Metals Data Reporting Form

Continuing Calibration Verification

Instrument: ICPMS **Units:** ug/L

Chart Number: I80829A.csv **Acceptable Range:** 90% - 110%

Standard Source: _____ **Standard ID:** _____

Element	WL/ Mass	True Conc	CCV 8/29/2008 3:56 PM Found	% Rec	CCV 1 8/29/2008 4:47 PM Found	% Rec	CCV 2 8/29/2008 5:39 PM Found	% Rec	CCV 3 8/29/2008 6:27 PM Found	% Rec	CCV 4 8/29/2008 7:15 PM Found	% Rec
Antimony	121	100.0	99.11	**99.1**	98.34	**98.3**	101.20	**101.2**	101.50	**101.5**	99.54	**99.5**
Arsenic	75	100.0	102.10	**102.1**	101.23	**101.2**	101.53	**101.5**	100.47	**100.5**	100.73	**100.7**
Barium	137	100.0	99.56	**99.6**	99.34	**99.3**	104.73	**104.7**	105.47	**105.5**	104.43	**104.4**
Cadmium	111	100.0	101.63	**101.6**	100.06	**100.1**	100.80	**100.8**	101.23	**101.2**	100.84	**100.8**
Chromium	52	100.0	100.40	**100.4**	98.78	**98.8**	100.17	**100.2**	99.41	**99.4**	97.37	**97.4**
Cobalt	59	100.0	101.30	**101.3**	98.74	**98.7**	99.39	**99.4**	98.87	**98.9**	97.74	**97.7**
Copper	65	100.0	103.20	**103.2**	101.23	**101.2**	98.55	**98.6**	100.10	**100.1**	98.18	**98.2**
Iron	56	25000.0	25143.33	**100.6**	24936.67	**99.7**	25506.67	**102.0**	25476.67	**101.9**	25406.67	**101.6**
Lead	208	100.0	98.94	**98.9**	97.59	**97.6**	102.17	**102.2**	102.50	**102.5**	102.50	**102.5**
Manganese	55	500.0	518.20	**103.6**	507.00	**101.4**	545.90	**109.2**	540.97	**108.2**	590.30	**118.1**
Molybdenum	95	100.0	105.57	**105.6**	100.97	**101.0**	101.33	**101.3**	101.53	**101.5**	100.38	**100.4**
Nickel	60	100.0	101.93	**101.9**	100.18	**100.2**	98.38	**98.4**	99.51	**99.5**	97.24	**97.2**
Selenium	78	100.0	102.90	**102.9**	102.53	**102.5**	103.47	**103.5**	103.83	**103.8**	104.13	**104.1**
Silver	107	100.0	102.23	**102.2**	100.57	**100.6**	99.46	**99.5**	99.98	**100.0**	99.29	**99.3**
Thallium	205	100.0	101.03	**101.0**	100.47	**100.5**	105.13	**105.1**	104.00	**104.0**	105.03	**105.0**
Vanadium	51	100.0	99.45	**99.5**	98.57	**98.6**	99.45	**99.5**	98.93	**98.9**	97.18	**97.2**
Zinc	66	100.0	105.30	**105.3**	103.43	**103.4**	102.03	**102.0**	103.37	**103.4**	100.83	**100.8**

No Sample Affected

TestAmerica North Canton

Metals Data Reporting Form

Continuing Calibration Verification

Instrument: ICPMS **Units:** ug/L

Chart Number: I80829A.csv **Acceptable Range:** 90% - 110%

Standard Source: _____ **Standard ID:** _____

Element	WL/ Mass	True Conc	CCV 5 8/29/2008 8:03 PM Found	% Rec	CCV 6 8/29/2008 8:53 PM Found	% Rec	CCV 7 8/29/2008 9:42 PM Found	% Rec	CCV 8 8/29/2008 10:31 PM Found	% Rec	CCV 9 8/29/2008 11:20 PM Found	% Rec
Antimony	121	100.0	100.43	**100.4**	99.91	**99.9**	99.18	**99.2**	99.27	**99.3**	97.63	**97.6**
Arsenic	75	100.0	100.77	**100.8**	100.70	**100.7**	98.56	**98.6**	97.76	**97.8**	98.34	**98.3**
Barium	137	100.0	104.93	**104.9**	103.70	**103.7**	103.40	**103.4**	103.07	**103.1**	101.97	**102.0**
Cadmium	111	100.0	101.23	**101.2**	100.59	**100.6**	98.92	**98.9**	99.38	**99.4**	98.60	**98.6**
Chromium	52	100.0	98.01	**98.0**	97.48	**97.5**	95.84	**95.8**	97.35	**97.4**	98.70	**98.7**
Cobalt	59	100.0	97.96	**98.0**	97.72	**97.7**	95.36	**95.4**	96.94	**96.9**	97.31	**97.3**
Copper	65	100.0	99.85	**99.9**	98.53	**98.5**	95.00	**95.0**	97.33	**97.3**	98.42	**98.4**
Iron	56	25000.0	25803.33	**103.2**	25873.33	**103.5**	25723.33	**102.9**	25940.00	**103.8**	26013.33	**104.1**
Lead	208	100.0	102.73	**102.7**	102.50	**102.5**	101.57	**101.6**	101.32	**101.3**	99.72	**99.7**
Manganese	55	500.0	580.63	**116.1**	575.90	**115.2**	594.23	**118.8**	560.43	**112.1**	558.53	**111.7**
Molybdenum	95	100.0	101.00	**101.0**	102.13	**102.1**	99.15	**99.1**	98.93	**98.9**	98.96	**99.0**
Nickel	60	100.0	98.23	**98.2**	96.95	**97.0**	94.13	**94.1**	95.87	**95.9**	97.15	**97.1**
Selenium	78	100.0	105.47	**105.5**	104.63	**104.6**	101.90	**101.9**	100.77	**100.8**	102.09	**102.1**
Silver	107	100.0	100.54	**100.5**	100.53	**100.5**	98.14	**98.1**	98.17	**98.2**	97.81	**97.8**
Thallium	205	100.0	105.23	**105.2**	104.30	**104.3**	103.47	**103.5**	104.13	**104.1**	103.67	**103.7**
Vanadium	51	100.0	97.21	**97.2**	96.14	**96.1**	94.38	**94.4**	96.18	**96.2**	97.72	**97.7**
Zinc	66	100.0	101.33	**101.3**	100.78	**100.8**	99.53	**99.5**	101.90	**101.9**	101.27	**101.3**

no sample affected

TestAmerica North Canton

Metals Data Reporting Form

Continuing Calibration Verification

Instrument: ICPMS **Units:** ug/L

Chart Number: I80829A.csv **Acceptable Range:** 90% - 110%

Standard Source: _____ **Standard ID:** _____

Element	WL/ Mass	True Conc	CCV 10 8/30/2008 12:08 AM Found	% Rec	CCV 11 8/30/2008 12:58 AM Found	% Rec	CCV 12 8/30/2008 1:48 AM Found	% Rec	CCV 13 8/30/2008 2:37 AM Found	% Rec	CCV 14 8/30/2008 3:27 AM Found	% Rec
Antimony	121	100.0	97.36	**97.4**	98.01	**98.0**	98.22	**98.2**	97.39	**97.4**	96.94	**96.9**
Arsenic	75	100.0	98.87	**98.9**	98.98	**99.0**	98.61	**98.6**	97.88	**97.9**	97.95	**98.0**
Barium	137	100.0	101.39	**101.4**	101.33	**101.3**	102.37	**102.4**	101.53	**101.5**	101.63	**101.6**
Cadmium	111	100.0	98.21	**98.2**	98.96	**99.0**	97.95	**97.9**	98.21	**98.2**	97.30	**97.3**
Chromium	52	100.0	97.02	**97.0**	98.18	**98.2**	96.29	**96.3**	96.11	**96.1**	96.30	**96.3**
Cobalt	59	100.0	97.10	**97.1**	96.71	**96.7**	96.48	**96.5**	95.49	**95.5**	96.09	**96.1**
Copper	65	100.0	97.56	**97.6**	97.60	**97.6**	96.99	**97.0**	95.91	**95.9**	95.59	**95.6**
Iron	56	25000.0	26173.33	**104.7**	26316.67	**105.3**	26253.33	**105.0**	26053.33	**104.2**	26243.33	**105.0**
Lead	208	100.0	99.17	**99.2**	99.75	**99.8**	100.12	**100.1**	99.47	**99.5**	98.71	**98.7**
Manganese	55	500.0	570.97	**114.2**	593.53	**118.7**	590.80	**118.2**	589.60	**117.9**	607.80	**121.6**
Molybdenum	95	100.0	99.10	**99.1**	99.70	**99.7**	99.70	**99.7**	98.62	**98.6**	98.06	**98.1**
Nickel	60	100.0	96.33	**96.3**	95.70	**95.7**	95.14	**95.1**	94.09	**94.1**	94.50	**94.5**
Selenium	78	100.0	99.31	**99.3**	101.21	**101.2**	102.02	**102.0**	100.14	**100.1**	102.70	**102.7**
Silver	107	100.0	97.92	**97.9**	97.48	**97.5**	96.96	**97.0**	97.00	**97.0**	95.84	**95.8**
Thallium	205	100.0	102.77	**102.8**	104.40	**104.4**	105.23	**105.2**	102.80	**102.8**	102.97	**103.0**
Vanadium	51	100.0	96.07	**96.1**	96.45	**96.5**	94.48	**94.5**	94.86	**94.9**	95.11	**95.1**
Zinc	66	100.0	103.07	**103.1**	101.67	**101.7**	101.33	**101.3**	100.16	**100.2**	99.74	**99.7**

ND Samples Affected

TestAmerica North Canton

Metals Data Reporting Form

Continuing Calibration Verification

Instrument: ICPMS **Units:** ug/L

Chart Number: I80829A.csv **Acceptable Range:** 90% - 110%

Standard Source: _____ **Standard ID:** _____

Element	WL/ Mass	True Conc	CCV 15 8/30/2008 4:16 AM Found	% Rec	CCV 16 8/30/2008 5:07 AM Found	% Rec	CCV 17 8/30/2008 5:56 AM Found	% Rec	CCV 8/30/2008 6:48 AM Found	% Rec	CCV 18 8/30/2008 7:05 AM Found	% Rec
Antimony	121	100.0	98.14	**98.1**	97.03	**97.0**	98.26	**98.3**	97.58	**97.6**	98.80	**98.8**
Arsenic	75	100.0	97.25	**97.3**	97.23	**97.2**	97.17	**97.2**	96.44	**96.4**	96.57	**96.6**
Barium	137	100.0	102.60	**102.6**	100.87	**100.9**	102.03	**102.0**	100.87	**100.9**	102.83	**102.8**
Cadmium	111	100.0	98.13	**98.1**	96.21	**96.2**	98.44	**98.4**	96.57	**96.6**	98.59	**98.6**
Chromium	52	100.0	95.25	**95.3**	96.12	**96.1**	97.36	**97.4**	96.05	**96.1**	96.15	**96.2**
Cobalt	59	100.0	95.08	**95.1**	95.26	**95.3**	94.78	**94.8**	92.80	**92.8**	94.76	**94.8**
Copper	65	100.0	95.14	**95.1**	94.93	**94.9**	95.64	**95.6**	93.46	**93.5**	95.01	**95.0**
Iron	56	25000.0	26303.33	**105.2**	26180.00	**104.7**	26370.00	**105.5**	26210.00	**104.8**	26516.67	**106.1**
Lead	208	100.0	100.18	**100.2**	98.04	**98.0**	98.99	**99.0**	98.00	**98.0**	100.08	**100.1**
Manganese	55	500.0	604.50	**120.9**	602.03	**120.4**	617.53	**123.5**	601.97	**120.4**	605.30	**121.1**
Molybdenum	95	100.0	98.25	**98.2**	97.36	**97.4**	97.66	**97.7**	96.98	**97.0**	98.28	**98.3**
Nickel	60	100.0	94.01	**94.0**	93.80	**93.8**	93.11	**93.1**	93.11	**93.1**	92.92	**92.9**
Selenium	78	100.0	102.10	**102.1**	102.07	**102.1**	100.08	**100.1**	98.93	**98.9**	100.54	**100.5**
Silver	107	100.0	96.55	**96.6**	95.60	**95.6**	96.33	**96.3**	95.04	**95.0**	96.44	**96.4**
Thallium	205	100.0	104.83	**104.8**	102.97	**103.0**	103.60	**103.6**	102.77	**102.8**	105.17	**105.2**
Vanadium	51	100.0	94.26	**94.3**	94.98	**95.0**	96.63	**96.6**	94.27	**94.3**	94.48	**94.5**
Zinc	66	100.0	101.03	**101.0**	99.58	**99.6**	102.20	**102.2**	99.57	**99.6**	101.80	**101.8**

TestAmerica North Canton

Metals Data Reporting Form

Initial Calibration Verification Standard

Instrument: ICPMS **Units:** ug/L

Chart Number: I80902A.csv **Acceptable Range:** 90% - 110%

Standard Source: _____ **Standard ID:** _____

Element	WL/ Mass	True Conc	ICV 9/2/2008 2:50 PM Found	% Rec	Found	% Rec	Found	% Rec	Found	% Rec	Found	% Rec
Beryllium	9	80.0	80.98	**101.2**								
Manganese	55	400.0	404.13	**101.0**								

TestAmerica North Canton

Metals Data Reporting Form

Continuing Calibration Verification

Instrument: ICPMS **Units:** ug/L

Chart Number: I80902A.csv **Acceptable Range:** 90% - 110%

Standard Source: _____ **Standard ID:** _____

Element	WL/ Mass	True Conc	CCV 9/2/2008 3:18 PM Found	% Rec	CCV 1 9/2/2008 4:16 PM Found	% Rec	CCV 2 9/2/2008 5:12 PM Found	% Rec	Found	% Rec	Found	% Rec
Beryllium	9	100.0	100.00	**100.0**	98.15	**98.2**	98.17	**98.2**				
Manganese	55	500.0	514.87	**103.0**	545.23	**109.0**	549.33	**109.9**				

TestAmerica North Canton

Metals Data Reporting Form

Contract Required Detection Limit Standard

Instrument: CVAA **Units:** ug/L

Chart Number: hg10821b.prn **Acceptable Range:** 50% - 150%

Standard Source: Ultra **Standard ID:**

Element	WL/ Mass	True Conc	Ck3CRA\MRL 8/21/2008 10:11 AM Found	% Rec	Found	% Rec	Found	% Rec	Found	% Rec	Found	% Rec
Mercury	253.7	0.2	0.25	**124.2**								

TestAmerica North Canton

Metals Data Reporting Form

Contract Required Detection Limit Standard

Instrument: CVAA **Units:** ug/L

Chart Number: hg10827a.prn **Acceptable Range:** 50% - 150%

Standard Source: Ultra **Standard ID:**

Element	WL/ Mass	True Conc	Ck3CRA\MRL 8/27/2008 7:49 AM Found	% Rec	Found	% Rec	Found	% Rec	Found	% Rec	Found	% Rec
Mercury	253.7	0.2	0.22	**112.2**								

TestAmerica North Canton

Metals Data Reporting Form

Contract Required Detection Limit Standard

Instrument: CVAA **Units:** ug/L

Chart Number: hg40822a.prn **Acceptable Range:** 50% - 150%

Standard Source: Ultra **Standard ID:**

Element	WL/ Mass	True Conc	Ck4CRA\MRL 8/22/2008 12:39 PM Found	% Rec	Found	% Rec	Found	% Rec	Found	% Rec	Found	% Rec
Mercury	253.7	0.2	0.25	122.6								

TestAmerica North Canton

Metals Data Reporting Form

Contract Required Detection Limit Standard

Instrument: ICPMS **Units:** ug/L

Chart Number: I80825A.csv **Acceptable Range:** 50% - 150%

Standard Source: _____ **Standard ID:** _____

Element	WL/ Mass	True Conc	CRI 8/25/2008 11:03 AM Found	% Rec	Found	% Rec	Found	% Rec	Found	% Rec	Found	% Rec
Antimony	121	2.0	1.95	**97.7**								
Arsenic	75	2.0	2.04	**102.0**								
Barium	137	1.0	1.04	**104.0**								
Beryllium	9	1.0	1.03	**103.5**								
Cadmium	111	0.5	0.48	**96.1**								
Chromium	52	2.0	2.12	**105.8**								
Cobalt	59	1.0	1.05	**104.6**								
Copper	65	2.0	2.40	**120.0**								
Iron	56	20.0	27.08	**135.4**								
Lead	208	1.0	0.97	**97.4**								
Manganese	55	1.0	1.06	**105.7**								
Molybdenum	95	10.0	9.83	**98.3**								
Nickel	60	2.0	2.48	**124.0**								
Selenium	78	2.0	2.11	**105.5**								
Silver	107	0.5	0.56	**111.3**								
Thallium	205	1.0	0.91	**91.2**								
Vanadium	51	5.0	4.97	**99.4**								
Zinc	66	10.0	10.86	**108.6**								

TestAmerica North Canton

Metals Data Reporting Form

Contract Required Detection Limit Standard

Instrument: ICPMS **Units:** ug/L

Chart Number: I80829A.csv **Acceptable Range:** 50% - 150%

Standard Source: _____ **Standard ID:** _____

Element	WL/ Mass	True Conc	CRI 8/29/2008 3:43 PM Found	% Rec	Found	% Rec	Found	% Rec	Found	% Rec	Found	% Rec
Antimony	121	2.0	1.91	**95.4**								
Arsenic	75	2.0	2.06	**103.1**								
Barium	137	1.0	0.94	**94.2**								
Cadmium	111	0.5	0.49	**97.1**								
Chromium	52	2.0	2.12	**106.1**								
Cobalt	59	1.0	0.99	**99.1**								
Copper	65	2.0	2.37	**118.5**								
Iron	56	20.0	24.66	**123.3**								
Lead	208	1.0	0.95	**95.2**								
Manganese	55	1.0	0.96	**96.4**								
Molybdenum	95	10.0	10.06	**100.6**								
Nickel	60	2.0	2.38	**119.2**								
Selenium	78	2.0	1.69	**84.7**								
Silver	107	0.5	0.54	**107.0**								
Thallium	205	1.0	1.03	**103.3**								
Vanadium	51	5.0	5.15	**103.0**								
Zinc	66	10.0	10.12	**101.2**								

TestAmerica North Canton

Metals Data Reporting Form

Contract Required Detection Limit Standard

Instrument: ICPMS **Units:** ug/L

Chart Number: I80902A.csv **Acceptable Range:** 50% - 150%

Standard Source: _____ **Standard ID:** _____

Element	WL/ Mass	True Conc	CRI 9/2/2008 3:01 PM Found	% Rec	Found	% Rec	Found	% Rec	Found	% Rec	Found	% Rec
Beryllium	9	1.0	1.03	~~102.9~~								
Manganese	55	1.0	0.78	77.7								

TestAmerica North Canton

Metals Data Reporting Form

Initial Calibration Blank Results

Instrument: CVAA **Units:** ug/L

Chart Number: hg10821b.prn

Standard Source: _____ **Standard ID:** _____

Element	WL/ Mass	Report Limit	Ck4ICB 8/21/2008 10:09 AM Found	Q	Found	Q	Found	Q	Found	Q	Found	Q
Mercury	253.7	0.2	**-0.2**	**B**								

5.04.5

U Result is less than the IDL

B Result is between IDL and RL

Form 3 Equivalent

TestAmerica North Canton

Metals Data Reporting Form

Continuing Calibration Blank Results

Instrument: CVAA **Units:** ug/L

Chart Number: hg10821b.prn

Standard Source: _____ **Standard ID:** _____

Element	WL/ Mass	Report Limit	Ck1CCB 8/21/2008 10:13 AM Found	Q	Ck1CCB 8/21/2008 10:27 AM Found	Q	Ck1CCB 8/21/2008 10:42 AM Found	Q	Ck1CCB 8/21/2008 10:56 AM Found	Q	Ck1CCB 8/21/2008 11:11 AM Found	Q
Mercury	253.7	0.2	**-0.1**	**B**	0.1	U	0.1	U	0.1	U	0.1	U

U Result is less than the IDL

B Result is between IDL and RL

Form 3 Equivalent

TestAmerica North Canton

Metals Data Reporting Form

Continuing Calibration Blank Results

Instrument: CVAA **Units:** ug/L

Chart Number: hg10821b.prn

Standard Source: _____ **Standard ID:** _____

Element	WL/ Mass	Report Limit	CklCCB 8/21/2008 11:25 AM Found	Q	CklCCB 8/21/2008 11:39 AM Found	Q	CklCCB 8/21/2008 11:43 AM Found	Q	CklCCB 8/21/2008 2:42 PM Found	Q	CklCCB 8/21/2008 2:57 PM Found	Q
Mercury	253.7	0.2	0.1	U	0.1	U	**-0.2**	**B**	0.1	U	**-0.2**	

U Result is less than the IDL

B Result is between IDL and RL

Form 3 Equivalent

TestAmerica North Canton

Metals Data Reporting Form

Continuing Calibration Blank Results

Instrument: CVAA **Units:** ug/L

Chart Number: hg10821b.prn

Standard Source: _____ **Standard ID:** _____

Element	WL/ Mass	Report Limit	Ck1CCB 8/21/2008 3:11 PM Found	Q	Ck1CCB 8/21/2008 3:27 PM Found	Q	Ck1CCB 8/21/2008 3:51 PM Found	Q	Ck1CCB 8/21/2008 4:06 PM Found	Q	Ck1CCB 8/21/2008 4:21 PM Found	Q
Mercury	253.7	0.2	0.1	U	**-0.1**	**B**	0.1	U	0.1	U	0.1	U

U Result is less than the IDL

B Result is between IDL and RL

Form 3 Equivalent

TestAmerica North Canton

Metals Data Reporting Form

Continuing Calibration Blank Results

Instrument: CVAA **Units:** ug/L

Chart Number: hg10821b.prn

Standard Source: _____ **Standard ID:** _____

Element	WL/ Mass	Report Limit	Ck1CCB 8/21/2008 4:37 PM Found	Q	Ck1CCB 8/21/2008 4:45 PM Found	Q	Found	Q	Found	Q	Found	Q
Mercury	253.7	0.2	0.1	U	0.1	U						

TestAmerica North Canton

Metals Data Reporting Form

Initial Calibration Blank Results

Instrument: CVAA **Units:** ug/L

Chart Number: hg10827a.prn

Standard Source: _____ **Standard ID:** _____

Element	WL/ Mass	Report Limit	Ck4ICB 8/27/2008 7:48 AM Found	Q	Found	Q	Found	Q	Found	Q	Found	Q
Mercury	253.7	0.2	0.1	U								

5.04.5

U Result is less than the IDL

B Result is between IDL and RL

Form 3 Equivalent

TestAmerica North Canton

Metals Data Reporting Form

Continuing Calibration Blank Results

Instrument: CVAA **Units:** ug/L

Chart Number: hg10827a.prn

Standard Source: _____ **Standard ID:** _____

Element	WL/ Mass	Report Limit	Ck1CCB 8/27/2008 8:05 AM		Ck1CCB 8/27/2008 8:10 AM		Ck1CCB 8/27/2008 8:40 AM		Ck1CCB 8/27/2008 8:55 AM		Ck1CCB 8/27/2008 9:08 AM	
			Found	Q	Found	Q	Found	Q	Found	Q	Found	Q
Mercury	253.7	0.2	0.1	U	0.1	U	0.1	U	0.1	U	0.1	U

U Result is less than the IDL

B Result is between IDL and RL

Form 3 Equivalent

TestAmerica North Canton

Metals Data Reporting Form

Continuing Calibration Blank Results

Instrument: CVAA **Units:** ug/L

Chart Number: hg10827a.prn

Standard Source: _____ **Standard ID:** _____

Element	WL/ Mass	Report Limit	Ck1CCB 8/27/2008 9:23 AM Found	Q	Ck1CCB 8/27/2008 9:37 AM Found	Q	Found	Q	Found	Q	Found	Q
Mercury	253.7	0.2	0.1	U	0.1	U						

U Result is less than the IDL

B Result is between IDL and RL

Form 3 Equivalent

TestAmerica North Canton

Metals Data Reporting Form

Initial Calibration Blank Results

Instrument: CVAA **Units:** ug/L

Chart Number: hg40822a.prn

Standard Source: _____ **Standard ID:** _____

Element	WL/ Mass	Report Limit	Ck3ICB 8/22/2008 12:36 PM Found	Q	Found	Q	Found	Q	Found	Q	Found	Q
Mercury	253.7	0.2	0.1	U								

5.04.5

U Result is less than the IDL

B Result is between IDL and RL

Form 3 Equivalent

TestAmerica North Canton

Metals Data Reporting Form

Continuing Calibration Blank Results

Instrument: CVAA **Units:** ug/L

Chart Number: hg40822a.prn

Standard Source: _____ **Standard ID:** _____

Element	WL/ Mass	Report Limit	Ck5CCB 8/22/2008 12:46 PM Found	Q	Ck5CCB 8/22/2008 12:57 PM Found	Q	Found	Q	Found	Q	Found	Q
Mercury	253.7	0.2	0.1	U	0.1	U						

U Result is less than the IDL

B Result is between IDL and RL

Form 3 Equivalent

TestAmerica North Canton

Metals Data Reporting Form

Initial Calibration Blank Results

Instrument: ICPMS **Units:** ug/L

Chart Number: I80825A.csv

Standard Source: _____ **Standard ID:** _____

Element	WL/ Mass	Report Limit	ICB 8/25/2008 10:59 AM Found	Q	Found	Q	Found	Q	Found	Q	Found	Q
Antimony	121	2	0.035	U								
Arsenic	75	5	0.13	U								
Barium	137	1	0.014	U								
Beryllium	9	1	0.012	U								
Cadmium	111	1	0.0061	U								
Chromium	52	2	0.069	U								
Cobalt	59	1	0.0041	U								
Copper	65	2	0.051	U								
Iron	56	50	**1.1**	**B**								
Lead	208	1	**0.024**	**B**								
Manganese	55	1	0.027	U								
Molybdenum	95	2	0.12	U								
Nickel	60	2	0.053	U								
Selenium	78	5	0.14	U								
Silver	107	1	0.0026	U								
Thallium	205	1	0.11	U								
Vanadium	51	20	0.46	U								
Zinc	66	20	0.2	U								

U Result is less than the IDL

B Result is between IDL and RL

Form 3 Equivalent

TestAmerica North Canton

Metals Data Reporting Form

Continuing Calibration Blank Results

Instrument: ICPMS **Units:** ug/L

Chart Number: I80825A.csv

Standard Source: _____ **Standard ID:** _____

Element	WL/ Mass	Report Limit	CCB 8/25/2008 11:22 AM Found	Q	CCB 1 8/25/2008 12:18 PM Found	Q	CCB 2 8/25/2008 1:09 PM Found	Q	CCB 3 8/25/2008 2:01 PM Found	Q	CCB 4 8/25/2008 2:55 PM Found	Q
Antimony	121	2	0.035	U	0.035	U	**-0.037**	**B**	**-0.037**	**B**	**-0.041**	**B**
Arsenic	75	5	0.13	U	0.13	U	0.13	U	0.13	U	0.13	U
Barium	137	1	**0.014**	**B**	0.014	U	**0.044**	**B**	**0.02**	**B**	**0.022**	**B**
Beryllium	9	1	**-0.015**	**B**	0.012	U	**-0.02**	**B**	**-0.027**	**B**	**-0.014**	**B**
Cadmium	111	1	**-0.0077**	**B**	0.0061	U	**0.01**	**B**	0.0061	U	0.0061	U
Chromium	52	2	0.069	U	0.069	U	**-0.072**	**B**	**-0.085**	**B**	**-0.096**	**B**
Cobalt	59	1	**0.006**	**B**	0.0041	U	**0.007**	**B**	**0.011**	**B**	**0.0093**	**B**
Copper	65	2	0.051	U	0.051	U	0.051	U	0.051	U	0.051	U
Iron	56	50	**1.5**	**B**	**2.3**	**B**	**2.9**	**B**	**4.2**	**B**	**5.2**	**B**
Lead	208	1	**0.021**	**B**	**0.022**	**B**	0.018	U	0.018	U	0.018	U
Manganese	55	1	0.027	U	0.027	U	**0.032**	**B**	**0.047**	**B**	**0.07**	**B**
Molybdenum	95	2	0.12	U	0.12	U	0.12	U	0.12	U	0.12	U
Nickel	60	2	**-0.059**	**B**	0.053	U	**-0.064**	**B**	0.053	U	0.053	U
Selenium	78	5	0.14	U	0.14	U	0.14	U	0.14	U	0.14	U
Silver	107	1	**0.003**	**B**	0.0026	U	**0.0043**	**B**	**0.01**	**B**	**0.0077**	**B**
Thallium	205	1	0.11	U	0.11	U	0.11	U	0.11	U	0.11	U
Vanadium	51	20	0.46	U	0.46	U	0.46	U	0.46	U	0.46	U
Zinc	66	20	0.2	U	0.2	U	0.2	U	0.2	U	0.2	U

U Result is less than the IDL

B Result is between IDL and RL

Form 3 Equivalent

TestAmerica North Canton

Metals Data Reporting Form

Continuing Calibration Blank Results

Instrument: ICPMS **Units:** ug/L

Chart Number: I80825A.csv

Standard Source: _____ **Standard ID:** _____

Element	WL/ Mass	Report Limit	CCB 5 8/25/2008 3:24 PM Found	Q	Found	Q	Found	Q	Found	Q	Found	Q
Antimony	121	2	**-0.04**	**B**								
Arsenic	75	5	0.13	U								
Barium	137	1	**0.033**	**B**								
Beryllium	9	1	**-0.02**	**B**								
Cadmium	111	1	**0.0077**	**B**								
Chromium	52	2	0.069	U								
Cobalt	59	1	**0.014**	**B**								
Copper	65	2	0.051	U								
Iron	56	50	**6**	**B**								
Lead	208	1	**0.021**	**B**								
Manganese	55	1	**0.094**	**B**								
Molybdenum	95	2	0.12	U								
Nickel	60	2	0.053	U								
Selenium	78	5	0.14	U								
Silver	107	1	**0.012**	**B**								
Thallium	205	1	0.11	U								
Vanadium	51	20	0.46	U								
Zinc	66	20	0.2	U								

U Result is less than the IDL

B Result is between IDL and RL

Form 3 Equivalent

TestAmerica North Canton

Metals Data Reporting Form

Initial Calibration Blank Results

Instrument: ICPMS **Units:** ug/L

Chart Number: I80829A.csv

Standard Source: _____ **Standard ID:** _____

Element	WL/ Mass	Report Limit	ICB 8/29/2008 3:34 PM Found	Q	Found	Q	Found	Q	Found	Q	Found	Q
Antimony	121	2	0.035	U								
Arsenic	75	5	0.13	U								
Barium	137	1	0.014	U								
Cadmium	111	1	**0.0097**	**B**								
Chromium	52	2	0.069	U								
Cobalt	59	1	0.0041	U								
Copper	65	2	0.051	U								
Iron	56	50	**1.5**	**B**								
Lead	208	1	**0.041**	**B**								
Manganese	55	1	0.027	U								
Molybdenum	95	2	**0.16**	**B**								
Nickel	60	2	0.053	U								
Selenium	78	5	0.14	U								
Silver	107	1	0.0026	U								
Thallium	205	1	**0.35**	**B**								
Vanadium	51	20	0.46	U								
Zinc	66	20	0.2	U								

U Result is less than the IDL

B Result is between IDL and RL

Form 3 Equivalent

TestAmerica North Canton

Metals Data Reporting Form

Continuing Calibration Blank Results

Instrument: ICPMS **Units:** ug/L

Chart Number: I80829A.csv

Standard Source: _____ **Standard ID:** _____

Element	WL/ Mass	Report Limit	CCB 8/29/2008 4:00 PM Found	Q	CCB 1 8/29/2008 4:52 PM Found	Q	CCB 2 8/29/2008 5:43 PM Found	Q	CCB 3 8/29/2008 6:31 PM Found	Q	CCB 4 8/29/2008 7:19 PM Found	Q
Antimony	121	2	0.035	U	**0.063**	**B**	**0.063**	**B**	0.035	U	0.035	U
Arsenic	75	5	0.13	U	0.13	U	0.13	U	0.13	U	0.13	U
Barium	137	1	0.014	U	**0.049**	**B**	**0.044**	**B**	**0.069**	**B**	**0.11**	**B**
Cadmium	111	1	**0.0097**	**B**	**0.031**	**B**	**0.035**	**B**	**0.022**	**B**	**0.044**	**B**
Chromium	52	2	0.069	U	0.069	U	0.069	U	0.069	U	0.069	U
Cobalt	59	1	**0.0097**	**B**	**0.015**	**B**	**0.019**	**B**	**0.012**	**B**	**0.031**	**B**
Copper	65	2	0.051	U	0.051	U	0.051	U	0.051	U	0.051	U
Iron	56	50	**3**	**B**	**7**	**B**	**7.2**	**B**	**8.3**	**B**	**10**	**B**
Lead	208	1	**0.049**	**B**	**0.06**	**B**	**0.058**	**B**	**0.054**	**B**	**0.064**	**B**
Manganese	55	1	0.027	U	**0.093**	**B**	**0.055**	**B**	**0.073**	**B**	**0.17**	**B**
Molybdenum	95	2	**0.52**	**B**	**0.21**	**B**	**0.25**	**B**	**0.23**	**B**	**0.22**	**B**
Nickel	60	2	**0.059**	**B**	0.053	U	0.053	U	0.053	U	0.053	U
Selenium	78	5	0.14	U	0.14	U	0.14	U	0.14	U	0.14	U
Silver	107	1	**0.004**	**B**	**0.01**	**B**	**0.017**	**B**	**0.012**	**B**	**0.017**	**B**
Thallium	205	1	**0.43**	**B**	**0.4**	**B**	**0.52**	**B**	**0.54**	**B**	**0.46**	**B**
Vanadium	51	20	0.46	U	0.46	U	0.46	U	0.46	U	0.46	U
Zinc	66	20	0.2	U	0.2	U	0.2	U	**-0.21**	**B**	0.2	U

U Result is less than the IDL

B Result is between IDL and RL

Form 3 Equivalent

TestAmerica North Canton

Metals Data Reporting Form

Continuing Calibration Blank Results

Instrument: ICPMS **Units:** ug/L

Chart Number: I80829A.csv

Standard Source: _____ **Standard ID:** _____

Element	WL/ Mass	Report Limit	CCB 5 8/29/2008 8:08 PM Found	Q	CCB 6 8/29/2008 8:57 PM Found	Q	CCB 7 8/29/2008 9:47 PM Found	Q	CCB 8 8/29/2008 10:35 PM Found	Q	CCB 9 8/29/2008 11:24 PM Found	Q
Antimony	121	2	**0.041**	**B**	**0.039**	**B**	**0.05**	**B**	**0.061**	**B**	**0.055**	**B**
Arsenic	75	5	0.13	U	0.13	U	0.13	U	0.13	U	0.13	U
Barium	137	1	**0.098**	**B**	**0.11**	**B**	**0.12**	**B**	**0.19**	**B**	**0.14**	**B**
Cadmium	111	1	**0.052**	**B**	**0.069**	**B**	**0.056**	**B**	**0.06**	**B**	**0.094**	**B**
Chromium	52	2	0.069	U	0.069	U	0.069	U	**0.086**	**B**	0.069	U
Cobalt	59	1	**0.049**	**B**	**0.051**	**B**	**0.055**	**B**	**0.074**	**B**	**0.068**	**B**
Copper	65	2	0.051	U	0.051	U	0.051	U	0.051	U	0.051	U
Iron	56	50	**15.1**	**B**	**15.4**	**B**	**18.8**	**B**	**23**	**B**	**23.6**	**B**
Lead	208	1	**0.084**	**B**	**0.092**	**B**	**0.099**	**B**	**0.11**	**B**	**0.11**	**B**
Manganese	55	1	**0.22**	**B**	**0.48**	**B**	**1.6**		**0.94**	**B**	**0.82**	**B**
Molybdenum	95	2	**0.24**	**B**	**0.23**	**B**	**0.24**	**B**	**0.26**	**B**	**0.27**	**B**
Nickel	60	2	0.053	U	0.053	U	0.053	U	0.053	U	**0.06**	**B**
Selenium	78	5	0.14	U	0.14	U	0.14	U	0.14	U	0.14	U
Silver	107	1	**0.031**	**B**	**0.037**	**B**	**0.053**	**B**	**0.066**	**B**	**0.067**	**B**
Thallium	205	1	**0.55**	**B**	**0.55**	**B**	**0.53**	**B**	**0.56**	**B**	**0.59**	**B**
Vanadium	51	20	0.46	U	0.46	U	0.46	U	0.46	U	0.46	U
Zinc	66	20	0.2	U	**-0.21**	**B**	0.2	U	0.2	U	0.2	U

U Result is less than the IDL

B Result is between IDL and RL

Form 3 Equivalent

TestAmerica North Canton

Metals Data Reporting Form

Continuing Calibration Blank Results

Instrument: ICPMS **Units:** ug/L

Chart Number: I80829A.csv

Standard Source: _____ **Standard ID:** _____

Element	WL/ Mass	Report Limit	CCB 10 8/30/2008 12:13 AM Found	Q	CCB 11 8/30/2008 1:02 AM Found	Q	CCB 12 8/30/2008 1:52 AM Found	Q	CCB 13 8/30/2008 2:41 AM Found	Q	CCB 14 8/30/2008 3:32 AM Found	Q
Antimony	121	2	**0.077**	**B**	**0.035**	**B**	**0.064**	**B**	0.035	U	0.035	U
Arsenic	75	5	0.13	U	0.13	U	0.13	U	0.13	U	0.13	U
Barium	137	1	**0.15**	**B**	**0.15**	**B**	**0.15**	**B**	**0.052**	**B**	**0.072**	**B**
Cadmium	111	1	**0.082**	**B**	**0.096**	**B**	**0.12**	**B**	**0.04**	**B**	**0.043**	**B**
Chromium	52	2	**0.078**	**B**	**0.086**	**B**	**0.083**	**B**	0.069	U	0.069	U
Cobalt	59	1	**0.084**	**B**	**0.08**	**B**	**0.087**	**B**	**0.035**	**B**	**0.05**	**B**
Copper	65	2	0.051	U	0.051	U	0.051	U	0.051	U	0.051	U
Iron	56	50	**26.5**	**B**	**27**	**B**	**27.6**	**B**	**10.8**	**B**	**14.2**	**B**
Lead	208	1	**0.12**	**B**	**0.11**	**B**	**0.12**	**B**	**0.061**	**B**	**0.072**	**B**
Manganese	55	1	**0.88**	**B**	**0.9**	**B**	**0.95**	**B**	**0.33**	**B**	**0.5**	**B**
Molybdenum	95	2	**0.26**	**B**	**0.31**	**B**	**0.29**	**B**	**0.2**	**B**	**0.21**	**B**
Nickel	60	2	**0.061**	**B**	**0.072**	**B**	**0.11**	**B**	0.053	U	0.053	U
Selenium	78	5	0.14	U	0.14	U	0.14	U	0.14	U	0.14	U
Silver	107	1	**0.078**	**B**	**0.085**	**B**	**0.078**	**B**	**0.018**	**B**	**0.032**	**B**
Thallium	205	1	**0.58**	**B**	**0.59**	**B**	**0.67**	**B**	**0.55**	**B**	**0.56**	**B**
Vanadium	51	20	0.46	U	0.46	U	0.46	U	0.46	U	0.46	U
Zinc	66	20	0.2	U	0.2	U	0.2	U	**-0.33**	**B**	**-0.24**	**B**

U Result is less than the IDL

B Result is between IDL and RL

Form 3 Equivalent

TestAmerica North Canton

Metals Data Reporting Form

Continuing Calibration Blank Results

Instrument: ICPMS **Units:** ug/L

Chart Number: I80829A.csv

Standard Source: _____ **Standard ID:** _____

Element	WL/ Mass	Report Limit	CCB 15 8/30/2008 4:21 AM		CCB 16 8/30/2008 5:12 AM		CCB 17 8/30/2008 6:01 AM		CCB 8/30/2008 6:52 AM		CCB 18 8/30/2008 7:10 AM	
			Found	Q	Found	Q	Found	Q	Found	Q	Found	Q
Antimony	121	2	0.035	U	0.035	U	0.035	U	**0.036**	**B**	**0.051**	**B**
Arsenic	75	5	0.13	U	0.13	U	0.13	U	0.13	U	0.13	U
Barium	137	1	**0.1**	**B**	**0.12**	**B**	**0.11**	**B**	**0.16**	**B**	**0.17**	**B**
Cadmium	111	1	**0.057**	**B**	**0.061**	**B**	**0.065**	**B**	**0.068**	**B**	**0.088**	**B**
Chromium	52	2	0.069	U	0.069	U	0.069	U	0.069	U	**0.071**	**B**
Cobalt	59	1	**0.057**	**B**	**0.058**	**B**	**0.069**	**B**	**0.062**	**B**	**0.078**	**B**
Copper	65	2	0.051	U	0.051	U	0.051	U	0.051	U	**0.052**	**B**
Iron	56	50	**16.7**	**B**	**18.5**	**B**	**21.8**	**B**	**22.6**	**B**	**24.3**	**B**
Lead	208	1	**0.095**	**B**	**0.091**	**B**	**0.1**	**B**	**0.1**	**B**	**0.12**	**B**
Manganese	55	1	**0.52**	**B**	**0.53**	**B**	**0.67**	**B**	**0.68**	**B**	**0.7**	**B**
Molybdenum	95	2	**0.23**	**B**	**0.27**	**B**	**0.26**	**B**	**0.29**	**B**	**0.29**	**B**
Nickel	60	2	0.053	U	0.053	U	0.053	U	0.053	U	0.053	U
Selenium	78	5	0.14	U	0.14	U	0.14	U	0.14	U	0.14	U
Silver	107	1	**0.042**	**B**	**0.043**	**B**	**0.061**	**B**	**0.066**	**B**	**0.063**	**B**
Thallium	205	1	**0.67**	**B**	**0.71**	**B**	**0.61**	**B**	**0.72**	**B**	**0.8**	**B**
Vanadium	51	20	0.46	U	0.46	U	0.46	U	0.46	U	0.46	U
Zinc	66	20	**-0.26**	**B**	0.2	U	0.2	U	**-0.21**	**B**	0.2	U

U Result is less than the IDL

B Result is between IDL and RL

Form 3 Equivalent

TestAmerica North Canton

Metals Data Reporting Form

Initial Calibration Blank Results

Instrument: ICPMS **Units:** ug/L

Chart Number: I80902A.csv

Standard Source: _____ **Standard ID:** _____

Element	WL/ Mass	Report Limit	ICB 9/2/2008 2:57 PM Found	Q	Found	Q	Found	Q	Found	Q	Found	Q
Beryllium	9	1	0.012	U								
Manganese	55	1	0.027	U								

U Result is less than the IDL

B Result is between IDL and RL

Form 3 Equivalent

TestAmerica North Canton

Metals Data Reporting Form

Continuing Calibration Blank Results

Instrument: ICPMS **Units:** ug/L

Chart Number: I80902A.csv

Standard Source: _____ **Standard ID:** _____

Element	WL/ Mass	Report Limit	CCB 9/2/2008 3:24 PM Found	Q	CCB 1 9/2/2008 4:22 PM Found	Q	CCB 2 9/2/2008 5:19 PM Found	Q	Found	Q	Found	Q
Beryllium	9	1	0.012	U	0.012	U	0.012	U				
Manganese	55	1	**-0.05**	**B**	0.027	U	**0.059**	**B**				

U Result is less than the IDL

B Result is between IDL and RL

METHOD BLANK REPORT

TOTAL Metals

Client Lot #...: 8H19109 **Matrix.....:** WATER

PARAMETER	RESULT	REPORTING LIMIT	UNITS	METHOD	PREPARATION-ANALYSIS DATE	WORK ORDER #
MB Lot-Sample #: A8H200000-012 **Prep Batch #...:** 8233012						
Antimony	ND	2.0	ug/L	SW846 6020	08/20-08/29/08	KVE571AA
		Dilution Factor: 1				
		Analysis Time..: 23:56		Analyst ID.....: 002260	Instrument ID..: I8	
Arsenic	ND	5.0	ug/L	SW846 6020	08/20-08/29/08	KVE571AC
		Dilution Factor: 1				
		Analysis Time..: 23:56		Analyst ID.....: 002260	Instrument ID..: I8	
Barium	ND	1.0	ug/L	SW846 6020	08/20-08/29/08	KVE571AD
		Dilution Factor: 1				
		Analysis Time..: 23:56		Analyst ID.....: 002260	Instrument ID..: I8	
Beryllium	ND	1.0	ug/L	SW846 6020	08/20-09/02/08	KVE571AE
		Dilution Factor: 1				
		Analysis Time..: 15:28		Analyst ID.....: 001637	Instrument ID..: I8	
Cadmium	ND	1.0	ug/L	SW846 6020	08/20-08/29/08	KVE571AF
		Dilution Factor: 1				
		Analysis Time..: 23:56		Analyst ID.....: 002260	Instrument ID..: I8	
Chromium	ND	2.0	ug/L	SW846 6020	08/20-08/29/08	KVE571AV
		Dilution Factor: 1				
		Analysis Time..: 23:56		Analyst ID.....: 002260	Instrument ID..: I8	
Cobalt	ND	1.0	ug/L	SW846 6020	08/20-08/29/08	KVE571AG
		Dilution Factor: 1				
		Analysis Time..: 23:56		Analyst ID.....: 002260	Instrument ID..: I8	
Copper	ND	2.0	ug/L	SW846 6020	08/20-08/29/08	KVE571AH
		Dilution Factor: 1				
		Analysis Time..: 23:56		Analyst ID.....: 002260	Instrument ID..: I8	
Iron	ND	50.0	ug/L	SW846 6020	08/20-08/29/08	KVE571AJ
		Dilution Factor: 1				
		Analysis Time..: 23:56		Analyst ID.....: 002260	Instrument ID..: I8	
Lead	ND	1.0	ug/L	SW846 6020	08/20-08/29/08	KVE571AK
		Dilution Factor: 1				
		Analysis Time..: 23:56		Analyst ID.....: 002260	Instrument ID..: I8	
Manganese	ND	1.0	ug/L	SW846 6020	08/20-09/02/08	KVE571AL
		Dilution Factor: 1				
		Analysis Time..: 15:28		Analyst ID.....: 001637	Instrument ID..: I8	

(Continued on next page)

METHOD BLANK REPORT

TOTAL Metals

Client Lot #...: 8H19109 **Matrix.....:** WATER

PARAMETER	RESULT	REPORTING LIMIT	UNITS	METHOD	PREPARATION-ANALYSIS DATE	WORK ORDER #
Molybdenum	ND	2.0	ug/L	SW846 6020	08/20-08/29/08	KVE571AM
		Dilution Factor: 1				
		Analysis Time..: 23:56		Analyst ID.....: 002260	Instrument ID..: I8	
Nickel	ND	2.0	ug/L	SW846 6020	08/20-08/29/08	KVE571AN
		Dilution Factor: 1				
		Analysis Time..: 23:56		Analyst ID.....: 002260	Instrument ID..: I8	
Selenium	ND	5.0	ug/L	SW846 6020	08/20-08/29/08	KVE571AP
		Dilution Factor: 1				
		Analysis Time..: 23:56		Analyst ID.....: 002260	Instrument ID..: I8	
Silver	ND	1.0	ug/L	SW846 6020	08/20-08/29/08	KVE571AQ
		Dilution Factor: 1				
		Analysis Time..: 23:56		Analyst ID.....: 002260	Instrument ID..: I8	
Thallium	ND	1.0	ug/L	SW846 6020	08/20-08/29/08	KVE571AR
		Dilution Factor: 1				
		Analysis Time..: 23:56		Analyst ID.....: 002260	Instrument ID..: I8	
Vanadium	ND	20.0	ug/L	SW846 6020	08/20-08/29/08	KVE571AT
		Dilution Factor: 1				
		Analysis Time..: 23:56		Analyst ID.....: 002260	Instrument ID..: I8	
Zinc	**1.3 B**	**20.0**	**ug/L**	**SW846 6020**	**08/20-08/29/08**	**KVE571AU**
		Dilution Factor: 1				
		Analysis Time..: 23:56		Analyst ID.....: 002260	Instrument ID..: I8	
Mercury	ND	0.20	ug/L	SW846 7470A	08/20-08/21/08	KVE571AW
		Dilution Factor: 1				
		Analysis Time..: 11:17		Analyst ID.....: 001576	Instrument ID..: H1	

MB Lot-Sample #: A8H210000-014 **Prep Batch #...:** 8234014

Antimony	ND	2.0	ug/L	SW846 6020	08/21-08/25/08	KVHE71AA
		Dilution Factor: 1				
		Analysis Time..: 14:05		Analyst ID.....: 001637	Instrument ID..: I8	
Arsenic	ND	5.0	ug/L	SW846 6020	08/21-08/25/08	KVHE71AC
		Dilution Factor: 1				
		Analysis Time..: 14:05		Analyst ID.....: 001637	Instrument ID..: I8	
Barium	**1.1**	**1.0**	**ug/L**	**SW846 6020**	**08/21-08/25/08**	**KVHE71AD**
		Dilution Factor: 1				
		Analysis Time..: 14:05		Analyst ID.....: 001637	Instrument ID..: I8	

(Continued on next page)

METHOD BLANK REPORT

TOTAL Metals

Client Lot #...: 8H19109 **Matrix.....:** WATER

PARAMETER	RESULT	REPORTING LIMIT	UNITS	METHOD	PREPARATION-ANALYSIS DATE	WORK ORDER #
Beryllium	ND	1.0	ug/L	SW846 6020	08/21-08/25/08	KVHE71AE
		Dilution Factor: 1				
		Analysis Time..: 14:05		Analyst ID.....: 001637	Instrument ID..: I8	
Cadmium	ND	1.0	ug/L	SW846 6020	08/21-08/25/08	KVHE71AF
		Dilution Factor: 1				
		Analysis Time..: 14:05		Analyst ID.....: 001637	Instrument ID..: I8	
Chromium	0.19 B	**2.0**	**ug/L**	**SW846 6020**	**08/21-08/25/08**	**KVHE71AV**
		Dilution Factor: 1				
		Analysis Time..: 14:05		Analyst ID.....: 001637	Instrument ID..: I8	
Cobalt	ND	1.0	ug/L	SW846 6020	08/21-08/25/08	KVHE71AG
		Dilution Factor: 1				
		Analysis Time..: 14:05		Analyst ID.....: 001637	Instrument ID..: I8	
Copper	0.71 B	**2.0**	**ug/L**	**SW846 6020**	**08/21-08/25/08**	**KVHE71AH**
		Dilution Factor: 1				
		Analysis Time..: 14:05		Analyst ID.....: 001637	Instrument ID..: I8	
Iron	11.3 B	**50.0**	**ug/L**	**SW846 6020**	**08/21-08/25/08**	**KVHE71AJ**
		Dilution Factor: 1				
		Analysis Time..: 14:05		Analyst ID.....: 001637	Instrument ID..: I8	
Lead	0.10 B	**1.0**	**ug/L**	**SW846 6020**	**08/21-08/25/08**	**KVHE71AK**
		Dilution Factor: 1				
		Analysis Time..: 14:05		Analyst ID.....: 001637	Instrument ID..: I8	
Manganese	0.70 B	**1.0**	**ug/L**	**SW846 6020**	**08/21-08/25/08**	**KVHE71AL**
		Dilution Factor: 1				
		Analysis Time..: 14:05		Analyst ID.....: 001637	Instrument ID..: I8	
Molybdenum	ND	2.0	ug/L	SW846 6020	08/21-08/25/08	KVHE71AM
		Dilution Factor: 1				
		Analysis Time..: 14:05		Analyst ID.....: 001637	Instrument ID..: I8	
Nickel	0.13 B	**2.0**	**ug/L**	**SW846 6020**	**08/21-08/25/08**	**KVHE71AN**
		Dilution Factor: 1				
		Analysis Time..: 14:05		Analyst ID.....: 001637	Instrument ID..: I8	
Selenium	ND	5.0	ug/L	SW846 6020	08/21-08/25/08	KVHE71AP
		Dilution Factor: 1				
		Analysis Time..: 14:05		Analyst ID.....: 001637	Instrument ID..: I8	
Silver	ND	1.0	ug/L	SW846 6020	08/21-08/25/08	KVHE71AQ
		Dilution Factor: 1				
		Analysis Time..: 14:05		Analyst ID.....: 001637	Instrument ID..: I8	

(Continued on next page)

METHOD BLANK REPORT

TOTAL Metals

Client Lot #...: 8H19109 **Matrix.....:** WATER

PARAMETER	RESULT	REPORTING LIMIT	UNITS	METHOD	PREPARATION-ANALYSIS DATE	WORK ORDER #
Thallium	ND	1.0	ug/L	SW846 6020	08/21-08/25/08	KVHE71AR
		Dilution Factor: 1				
		Analysis Time..: 14:05		Analyst ID.....: 001637	Instrument ID..: I8	
Vanadium	ND	20.0	ug/L	SW846 6020	08/21-08/25/08	KVHE71AT
		Dilution Factor: 1				
		Analysis Time..: 14:05		Analyst ID.....: 001637	Instrument ID..: I8	
Zinc	6.5 B	**20.0**	**ug/L**	**SW846 6020**	**08/21-08/25/08**	**KVHE71AU**
		Dilution Factor: 1				
		Analysis Time..: 14:05		Analyst ID.....: 001637	Instrument ID..: I8	
Mercury	ND	0.20	ug/L	SW846 7470A	08/21/08	KVHE71AW
		Dilution Factor: 1				
		Analysis Time..: 16:31		Analyst ID.....: 001576	Instrument ID..: H1	

MB Lot-Sample #: A8H220000-014 **Prep Batch #...:** 8235014

Antimony	ND	2.0	ug/L	SW846 6020	08/22-08/25/08	KVK3K1AA
		Dilution Factor: 1				
		Analysis Time..: 11:58		Analyst ID.....: 001637	Instrument ID..: I8	
Arsenic	ND	5.0	ug/L	SW846 6020	08/22-08/25/08	KVK3K1AC
		Dilution Factor: 1				
		Analysis Time..: 11:58		Analyst ID.....: 001637	Instrument ID..: I8	
Barium	0.95 B	**1.0**	**ug/L**	**SW846 6020**	**08/22-08/25/08**	**KVK3K1AD**
		Dilution Factor: 1				
		Analysis Time..: 11:58		Analyst ID.....: 001637	Instrument ID..: I8	
Beryllium	ND	1.0	ug/L	SW846 6020	08/22-08/25/08	KVK3K1AE
		Dilution Factor: 1				
		Analysis Time..: 11:58		Analyst ID.....: 001637	Instrument ID..: I8	
Cadmium	ND	1.0	ug/L	SW846 6020	08/22-08/25/08	KVK3K1AF
		Dilution Factor: 1				
		Analysis Time..: 11:58		Analyst ID.....: 001637	Instrument ID..: I8	
Chromium	0.30 B	**2.0**	**ug/L**	**SW846 6020**	**08/22-08/25/08**	**KVK3K1AV**
		Dilution Factor: 1				
		Analysis Time..: 11:58		Analyst ID.....: 001637	Instrument ID..: I8	
Cobalt	ND	1.0	ug/L	SW846 6020	08/22-08/25/08	KVK3K1AG
		Dilution Factor: 1				
		Analysis Time..: 11:58		Analyst ID.....: 001637	Instrument ID..: I8	

(Continued on next page)

METHOD BLANK REPORT

TOTAL Metals

Client Lot #...: 8H19109 Matrix.....: WATER

PARAMETER	RESULT	REPORTING LIMIT	UNITS	METHOD	PREPARATION-ANALYSIS DATE	WORK ORDER #
Copper	**0.55 B**	**2.0**	**ug/L**	**SW846 6020**	**08/22-08/25/08**	**KVK3K1AH**
		Dilution Factor: 1				
		Analysis Time..: 11:58		Analyst ID.....: 001637	Instrument ID..: I8	
Iron	**14.9 B**	**50.0**	**ug/L**	**SW846 6020**	**08/22-08/25/08**	**KVK3K1AJ**
		Dilution Factor: 1				
		Analysis Time..: 11:58		Analyst ID.....: 001637	Instrument ID..: I8	
Lead	**0.075 B**	**1.0**	**ug/L**	**SW846 6020**	**08/22-08/25/08**	**KVK3K1AK**
		Dilution Factor: 1				
		Analysis Time..: 11:58		Analyst ID.....: 001637	Instrument ID..: I8	
Manganese	**0.54 B**	**1.0**	**ug/L**	**SW846 6020**	**08/22-08/25/08**	**KVK3K1AL**
		Dilution Factor: 1				
		Analysis Time..: 11:58		Analyst ID.....: 001637	Instrument ID..: I8	
Molybdenum	ND	2.0	ug/L	SW846 6020	08/22-08/25/08	KVK3K1AM
		Dilution Factor: 1				
		Analysis Time..: 11:58		Analyst ID.....: 001637	Instrument ID..: I8	
Nickel	**0.095 B**	**2.0**	**ug/L**	**SW846 6020**	**08/22-08/25/08**	**KVK3K1AN**
		Dilution Factor: 1				
		Analysis Time..: 11:58		Analyst ID.....: 001637	Instrument ID..: I8	
Selenium	ND	5.0	ug/L	SW846 6020	08/22-08/25/08	KVK3K1AP
		Dilution Factor: 1				
		Analysis Time..: 11:58		Analyst ID.....: 001637	Instrument ID..: I8	
Silver	ND	1.0	ug/L	SW846 6020	08/22-08/25/08	KVK3K1AQ
		Dilution Factor: 1				
		Analysis Time..: 11:58		Analyst ID.....: 001637	Instrument ID..: I8	
Thallium	ND	1.0	ug/L	SW846 6020	08/22-08/25/08	KVK3K1AR
		Dilution Factor: 1				
		Analysis Time..: 11:58		Analyst ID.....: 001637	Instrument ID..: I8	
Vanadium	ND	20.0	ug/L	SW846 6020	08/22-08/25/08	KVK3K1AT
		Dilution Factor: 1				
		Analysis Time..: 11:58		Analyst ID.....: 001637	Instrument ID..: I8	
Zinc	**5.5 B**	**20.0**	**ug/L**	**SW846 6020**	**08/22-08/25/08**	**KVK3K1AU**
		Dilution Factor: 1				
		Analysis Time..: 11:58		Analyst ID.....: 001637	Instrument ID..: I8	
Mercury	ND	0.20	ug/L	SW846 7470A	08/22-08/27/08	KVK3K1AW
		Dilution Factor: 1				
		Analysis Time..: 09:13		Analyst ID.....: 002260	Instrument ID..: H1	

(Continued on next page)

METHOD BLANK REPORT

TOTAL Metals

Client Lot #...: 8H19109 Matrix.....: WATER

NOTE(S):

Calculations are performed before rounding to avoid round-off errors in calculated results.

B Estimated result. Result is less than RL.

METHOD BLANK REPORT

Same as Hal

DISSOLVED Metals

Client Lot #...: 8H19109 **Matrix.....:** WATER

PARAMETER	RESULT	REPORTING LIMIT	UNITS	METHOD	PREPARATION-ANALYSIS DATE	WORK ORDER #
MB Lot-Sample #: A8H200000-012 **Prep Batch #...:** 8233012						
Antimony	ND	2.0	ug/L	SW846 6020	08/20-08/29/08	KVE571CK
		Dilution Factor: 1				
		Analysis Time..: 23:56		Analyst ID.....: 002260	Instrument ID..: I8	
Arsenic	ND	5.0	ug/L	SW846 6020	08/20-08/29/08	KVE571CL
		Dilution Factor: 1				
		Analysis Time..: 23:56		Analyst ID.....: 002260	Instrument ID..: I8	
Barium	ND	1.0	ug/L	SW846 6020	08/20-08/29/08	KVE571CM
		Dilution Factor: 1				
		Analysis Time..: 23:56		Analyst ID.....: 002260	Instrument ID..: I8	
Beryllium	ND	1.0	ug/L	SW846 6020	08/20-09/02/08	KVE571CN
		Dilution Factor: 1				
		Analysis Time..: 15:28		Analyst ID.....: 001637	Instrument ID..: I8	
Cadmium	ND	1.0	ug/L	SW846 6020	08/20-08/29/08	KVE571CP
		Dilution Factor: 1				
		Analysis Time..: 23:56		Analyst ID.....: 002260	Instrument ID..: I8	
Chromium	ND	2.0	ug/L	SW846 6020	08/20-08/29/08	KVE571C5
		Dilution Factor: 1				
		Analysis Time..: 23:56		Analyst ID.....: 002260	Instrument ID..: I8	
Cobalt	ND	1.0	ug/L	SW846 6020	08/20-08/29/08	KVE571CQ
		Dilution Factor: 1				
		Analysis Time..: 23:56		Analyst ID.....: 002260	Instrument ID..: I8	
Copper	ND	2.0	ug/L	SW846 6020	08/20-08/29/08	KVE571CR
		Dilution Factor: 1				
		Analysis Time..: 23:56		Analyst ID.....: 002260	Instrument ID..: I8	
Iron	ND	50.0	ug/L	SW846 6020	08/20-08/29/08	KVE571CT
		Dilution Factor: 1				
		Analysis Time..: 23:56		Analyst ID.....: 002260	Instrument ID..: I8	
Lead	ND	1.0	ug/L	SW846 6020	08/20-08/29/08	KVE571CU
		Dilution Factor: 1				
		Analysis Time..: 23:56		Analyst ID.....: 002260	Instrument ID..: I8	
Manganese	ND	1.0	ug/L	SW846 6020	08/20-09/02/08	KVE571CV
		Dilution Factor: 1				
		Analysis Time..: 15:28		Analyst ID.....: 001637	Instrument ID..: I8	

(Continued on next page)

METHOD BLANK REPORT

DISSOLVED Metals

Client Lot #...: 8H19109 **Matrix.....:** WATER

PARAMETER	RESULT	REPORTING LIMIT	UNITS	METHOD	PREPARATION-ANALYSIS DATE	WORK ORDER #
Molybdenum	ND	2.0	ug/L	SW846 6020	08/20-08/29/08	KVE571CW
		Dilution Factor: 1				
		Analysis Time..: 23:56		Analyst ID.....: 002260	Instrument ID..: I8	
Nickel	ND	2.0	ug/L	SW846 6020	08/20-08/29/08	KVE571CX
		Dilution Factor: 1				
		Analysis Time..: 23:56		Analyst ID.....: 002260	Instrument ID..: I8	
Selenium	ND	5.0	ug/L	SW846 6020	08/20-08/29/08	KVE571C0
		Dilution Factor: 1				
		Analysis Time..: 23:56		Analyst ID.....: 002260	Instrument ID..: I8	
Silver	ND	1.0	ug/L	SW846 6020	08/20-08/29/08	KVE571C1
		Dilution Factor: 1				
		Analysis Time..: 23:56		Analyst ID.....: 002260	Instrument ID..: I8	
Thallium	ND	1.0	ug/L	SW846 6020	08/20-08/29/08	KVE571C2
		Dilution Factor: 1				
		Analysis Time..: 23:56		Analyst ID.....: 002260	Instrument ID..: I8	
Vanadium	ND	20.0	ug/L	SW846 6020	08/20-08/29/08	KVE571C3
		Dilution Factor: 1				
		Analysis Time..: 23:56		Analyst ID.....: 002260	Instrument ID..: I8	
Zinc	**1.3 B**	**20.0**	**ug/L**	**SW846 6020**	**08/20-08/29/08**	**KVE571C4**
		Dilution Factor: 1				
		Analysis Time..: 23:56		Analyst ID.....: 002260	Instrument ID..: I8	
Mercury	ND	0.20	ug/L	SW846 7470A	08/20-08/21/08	KVE571C6
		Dilution Factor: 1				
		Analysis Time..: 11:17		Analyst ID.....: 001576	Instrument ID..: H1	

MB Lot-Sample #: A8H210000-014 **Prep Batch #...:** 8234014

Antimony	ND	2.0	ug/L	SW846 6020	08/21-08/25/08	KVHE71CK
		Dilution Factor: 1				
		Analysis Time..: 14:05		Analyst ID.....: 001637	Instrument ID..: I8	
Arsenic	ND	5.0	ug/L	SW846 6020	08/21-08/25/08	KVHE71CL
		Dilution Factor: 1				
		Analysis Time..: 14:05		Analyst ID.....: 001637	Instrument ID..: I8	
Barium	**1.1**	**1.0**	**ug/L**	**SW846 6020**	**08/21-08/25/08**	**KVHE71CM**
		Dilution Factor: 1				
		Analysis Time..: 14:05		Analyst ID.....: 001637	Instrument ID..: I8	

(Continued on next page)

METHOD BLANK REPORT

DISSOLVED Metals

Client Lot #...: 8H19109 **Matrix.....:** WATER

PARAMETER	RESULT	REPORTING LIMIT	UNITS	METHOD	PREPARATION-ANALYSIS DATE	WORK ORDER #
Beryllium	ND	1.0	ug/L	SW846 6020	08/21-08/25/08	KVHE71CN
		Dilution Factor: 1				
		Analysis Time..: 14:05		Analyst ID.....: 001637	Instrument ID..: I8	
Cadmium	ND	1.0	ug/L	SW846 6020	08/21-08/25/08	KVHE71CP
		Dilution Factor: 1				
		Analysis Time..: 14:05		Analyst ID.....: 001637	Instrument ID..: I8	
Chromium	**0.19 B**	**2.0**	**ug/L**	**SW846 6020**	**08/21-08/25/08**	**KVHE71C5**
		Dilution Factor: 1				
		Analysis Time..: 14:05		Analyst ID.....: 001637	Instrument ID..: I8	
Cobalt	ND	1.0	ug/L	SW846 6020	08/21-08/25/08	KVHE71CQ
		Dilution Factor: 1				
		Analysis Time..: 14:05		Analyst ID.....: 001637	Instrument ID..: I8	
Copper	**0.71 B**	**2.0**	**ug/L**	**SW846 6020**	**08/21-08/25/08**	**KVHE71CR**
		Dilution Factor: 1				
		Analysis Time..: 14:05		Analyst ID.....: 001637	Instrument ID..: I8	
Iron	**11.3 B**	**50.0**	**ug/L**	**SW846 6020**	**08/21-08/25/08**	**KVHE71CT**
		Dilution Factor: 1				
		Analysis Time..: 14:05		Analyst ID.....: 001637	Instrument ID..: I8	
Lead	**0.10 B**	**1.0**	**ug/L**	**SW846 6020**	**08/21-08/25/08**	**KVHE71CU**
		Dilution Factor: 1				
		Analysis Time..: 14:05		Analyst ID.....: 001637	Instrument ID..: I8	
Manganese	**0.70 B**	**1.0**	**ug/L**	**SW846 6020**	**08/21-08/25/08**	**KVHE71CV**
		Dilution Factor: 1				
		Analysis Time..: 14:05		Analyst ID.....: 001637	Instrument ID..: I8	
Molybdenum	ND	2.0	ug/L	SW846 6020	08/21-08/25/08	KVHE71CW
		Dilution Factor: 1				
		Analysis Time..: 14:05		Analyst ID.....: 001637	Instrument ID..: I8	
Nickel	**0.13 B**	**2.0**	**ug/L**	**SW846 6020**	**08/21-08/25/08**	**KVHE71CX**
		Dilution Factor: 1				
		Analysis Time..: 14:05		Analyst ID.....: 001637	Instrument ID..: I8	
Selenium	ND	5.0	ug/L	SW846 6020	08/21-08/25/08	KVHE71C0
		Dilution Factor: 1				
		Analysis Time..: 14:05		Analyst ID.....: 001637	Instrument ID..: I8	
Silver	ND	1.0	ug/L	SW846 6020	08/21-08/25/08	KVHE71C1
		Dilution Factor: 1				
		Analysis Time..: 14:05		Analyst ID.....: 001637	Instrument ID..: I8	

(Continued on next page)

METHOD BLANK REPORT

DISSOLVED Metals

Client Lot #...: 8H19109 **Matrix.....:** WATER

PARAMETER	RESULT	REPORTING LIMIT	UNITS	METHOD	PREPARATION-ANALYSIS DATE	WORK ORDER #
Thallium	ND	1.0	ug/L	SW846 6020	08/21-08/25/08	KVHE71C2
		Dilution Factor: 1				
		Analysis Time..: 14:05		Analyst ID.....: 001637	Instrument ID..: I8	
Vanadium	ND	20.0	ug/L	SW846 6020	08/21-08/25/08	KVHE71C3
		Dilution Factor: 1				
		Analysis Time..: 14:05		Analyst ID.....: 001637	Instrument ID..: I8	
Zinc	**6.5 B**	**20.0**	**ug/L**	**SW846 6020**	**08/21-08/25/08**	**KVHE71C4**
		Dilution Factor: 1				
		Analysis Time..: 14:05		Analyst ID.....: 001637	Instrument ID..: I8	
Mercury	ND	0.20	ug/L	SW846 7470A	08/21/08	KVHE71C6
		Dilution Factor: 1				
		Analysis Time..: 16:31		Analyst ID.....: 001576	Instrument ID..: H1	

MB Lot-Sample #: A8H220000-014 **Prep Batch #...:** 8235014

Antimony	ND	2.0	ug/L	SW846 6020	08/22-08/25/08	KVK3K1CK
		Dilution Factor: 1				
		Analysis Time..: 11:58		Analyst ID.....: 001637	Instrument ID..: I8	
Arsenic	ND	5.0	ug/L	SW846 6020	08/22-08/25/08	KVK3K1CL
		Dilution Factor: 1				
		Analysis Time..: 11:58		Analyst ID.....: 001637	Instrument ID..: I8	
Barium	**0.95 B**	**1.0**	**ug/L**	**SW846 6020**	**08/22-08/25/08**	**KVK3K1CM**
		Dilution Factor: 1				
		Analysis Time..: 11:58		Analyst ID.....: 001637	Instrument ID..: I8	
Beryllium	ND	1.0	ug/L	SW846 6020	08/22-08/25/08	KVK3K1CN
		Dilution Factor: 1				
		Analysis Time..: 11:58		Analyst ID.....: 001637	Instrument ID..: I8	
Cadmium	ND	1.0	ug/L	SW846 6020	08/22-08/25/08	KVK3K1CP
		Dilution Factor: 1				
		Analysis Time..: 11:58		Analyst ID.....: 001637	Instrument ID..: I8	
Chromium	**0.30 B**	**2.0**	**ug/L**	**SW846 6020**	**08/22-08/25/08**	**KVK3K1C5**
		Dilution Factor: 1				
		Analysis Time..: 11:58		Analyst ID.....: 001637	Instrument ID..: I8	
Cobalt	ND	1.0	ug/L	SW846 6020	08/22-08/25/08	KVK3K1CQ
		Dilution Factor: 1				
		Analysis Time..: 11:58		Analyst ID.....: 001637	Instrument ID..: I8	

(Continued on next page)

METHOD BLANK REPORT

DISSOLVED Metals

Client Lot #...: 8H19109 Matrix.....: WATER

PARAMETER	RESULT	REPORTING LIMIT	UNITS	METHOD	PREPARATION-ANALYSIS DATE	WORK ORDER #
Copper	**0.55 B**	**2.0**	**ug/L**	**SW846 6020**	**08/22-08/25/08**	**KVK3K1CR**
		Dilution Factor: 1				
		Analysis Time..: 11:58		Analyst ID.....: 001637	Instrument ID..: I8	
Iron	**14.9 B**	**50.0**	**ug/L**	**SW846 6020**	**08/22-08/25/08**	**KVK3K1CT**
		Dilution Factor: 1				
		Analysis Time..: 11:58		Analyst ID.....: 001637	Instrument ID..: I8	
Lead	**0.075 B**	**1.0**	**ug/L**	**SW846 6020**	**08/22-08/25/08**	**KVK3K1CU**
		Dilution Factor: 1				
		Analysis Time..: 11:58		Analyst ID.....: 001637	Instrument ID..: I8	
Manganese	**0.54 B**	**1.0**	**ug/L**	**SW846 6020**	**08/22-08/25/08**	**KVK3K1CV**
		Dilution Factor: 1				
		Analysis Time..: 11:58		Analyst ID.....: 001637	Instrument ID..: I8	
Molybdenum	ND	2.0	ug/L	SW846 6020	08/22-08/25/08	KVK3K1CW
		Dilution Factor: 1				
		Analysis Time..: 11:58		Analyst ID.....: 001637	Instrument ID..: I8	
Nickel	**0.095 B**	**2.0**	**ug/L**	**SW846 6020**	**08/22-08/25/08**	**KVK3K1CX**
		Dilution Factor: 1				
		Analysis Time..: 11:58		Analyst ID.....: 001637	Instrument ID..: I8	
Selenium	ND	5.0	ug/L	SW846 6020	08/22-08/25/08	KVK3K1C0
		Dilution Factor: 1				
		Analysis Time..: 11:58		Analyst ID.....: 001637	Instrument ID..: I8	
Silver	ND	1.0	ug/L	SW846 6020	08/22-08/25/08	KVK3K1C1
		Dilution Factor: 1				
		Analysis Time..: 11:58		Analyst ID.....: 001637	Instrument ID..: I8	
Thallium	ND	1.0	ug/L	SW846 6020	08/22-08/25/08	KVK3K1C2
		Dilution Factor: 1				
		Analysis Time..: 11:58		Analyst ID.....: 001637	Instrument ID..: I8	
Vanadium	ND	20.0	ug/L	SW846 6020	08/22-08/25/08	KVK3K1C3
		Dilution Factor: 1				
		Analysis Time..: 11:58		Analyst ID.....: 001637	Instrument ID..: I8	
Zinc	**5.5 B**	**20.0**	**ug/L**	**SW846 6020**	**08/22-08/25/08**	**KVK3K1C4**
		Dilution Factor: 1				
		Analysis Time..: 11:58		Analyst ID.....: 001637	Instrument ID..: I8	
Mercury	ND	0.20	ug/L	SW846 7470A	08/22-08/27/08	KVK3K1C6
		Dilution Factor: 1				
		Analysis Time..: 09:13		Analyst ID.....: 002260	Instrument ID..: H1	

(Continued on next page)

SDG H819109

Aqueous

Affected Analyte	Sample	Reported Result	Qualifier	Interferent	Interferent level in ICS	Conc. ICS	Interferent Level	Est. Interference	Validation Action	Validation Action
Ba	17I-082008	34.1		Fe	51900	0.81	21700	0.34	na	na
Pb		2.9			51900	0.053	21700	0.02	na	na
Cd	17I-082008	0.012			50400	-0.96	21700	-0.41	J BC	na
Cr		3			50400	0.55	21700	0.24	na	na
Co		7.6			50400	0.016	21700	0.01	na	na
Cu		2.2			50400	0.14	21700	0.06	na	na
Mn		176			50400	0.96	21700	0.41	na	na
Mo		1.4			50400	1020	21700	439.17	J BC	na
Ni		5.9			50400	0.58	21700	0.25	na	na
Ag		0.0026	u		50400	0.015	21700	0.01	na	na
Zn		12.8			50400	2	21700	0.86	na	na

As	17S-082008	9.6		Fe	51900	0.53	47600	0.49	na	na
Ba		95			51900	0.81	47600	0.74	na	na
Cd		0.0061	u		51900	-0.56	47600	-0.51	na	UJ UL
Cr		1.7			51900	0.68	47600	0.62	J	na
Co		0.47			51900	0.023	47600	0.02	na	na
Cu		0.55			51900	0.13	47600	0.12	J BC	na
Pb		0.27			51900	0.053	47600	0.05	J BC	na
Mn		1370			51900	0.98	47600	0.90	na	na
Mo		0.73			51900	1060	47600	972.18	J K	na
Ni		0.58			51900	0.42	47600	0.39	J K	na
Ag		0.0026	u		51900	0.025	47600	0.02	na	na
Zn		6.2			51900	0.54	47600	0.50	na	na

Sb	1S-081808	0.53		Fe	51700	0.084	41200	0.07	J K	na
Ba		213			51700	0.7	41200	0.56	na	na
Be		0.012	u		51700	-0.019	41200	-0.02	na	UJ UL
Cd		0.26			51700	-0.81	41200	-0.65	J BC	na
Cr		1.2			51700	0.54	41200	0.43	J	na
Co		2.9			51700	0.028	41200	0.02	na	na
Cu		1.2			51700	0.083	41200	0.07	na	na
Pb		5			51700	0.049	41200	0.04	na	na
Mn		989			51700	0.66	41200	0.53	na	na
Mo		0.69			51700	961	41200	765.83	J BC	na
Ni		3.1			51700	0.5	41200	0.40	J K	na
Tl		0.11	u		51700	0.23	41200	0.18	na	na
Zn		13.3			51700	1	41200	0.80	na	na

As	6I-082008	4.5		Fe	51900	0.53	24100	0.25	na	na
Ba		15.4			51900	0.81	24100	0.38	na	na
Cd		37.8			51900	-0.56	24100	-0.26	na	na
Cr		15.7			51900	0.68	24100	0.32	na	na
Co		70.4			51900	0.023	24100	0.01	na	na
Cu		181			51900	0.13	24100	0.06	na	na
Pb		12.4			51900	0.053	24100	0.02	na	na
Mn		4100			51900	0.98	24100	0.46	na	na
Mo		1.5			51900	1060	24100	492.22	J K	na
Ni		82.3			51900	0.42	24100	0.20	na	na
Ag		0.0026	u		51900	0.025	24100	0.01	na	na
Zn		504			51900	0.54	24100	0.25	na	na

As	DMW25I-081908	6.1		Fe	51900	0.53	46700	0.48	na	na
Ba		68.1			51900	0.81	46700	0.73	na	na
Cd		0.007			51900	-0.56	46700	-0.50	J BL	na
Cr		1.3			51900	0.68	46700	0.61	X K	na
Co		0.34			51900	0.023	46700	0.02	na	na
Cu		1.1			51900	0.13	46700	0.12	J BL	na
Pb		0.21			51900	0.053	46700	0.05	J BL	na
Mn		576			51900	0.98	46700	0.88	na	na
Mo		1.5			51900	1060	46700	953.80	J K	na
Ni		0.28			51900	0.42	46700	0.38	J BL	na
Ag		0.0026	u		51900	0.025	46700	0.02	na	na
Zn		5.1			51900	0.54	46700	0.49	na	na

As	DMW25S-081908	11.2		Fe	51900	0.53	18200	0.19	na	na
Ba		53.5			51900	0.81	18200	0.28	na	na
Cd		0.0061	u		51900	-0.56	18200	-0.20	na	UL
Cr		1.1			51900	0.68	18200	0.24	J K	na
Co		1			51900	0.023	18200	0.01	na	na
Cu		0.11			51900	0.13	18200	0.05	J BL	na
Pb		0.047			51900	0.053	18200	0.02	J BL	na
Mn		615			51900	0.98	18200	0.34	na	na
Mo		1.4			51900	1060	18200	371.71	J K	na
Ni		1			51900	0.42	18200	0.15	J K	na
Ag		0.0026	u		51900	0.025	18200	0.01	na	na
Zn		2.1			51900	0.54	18200	0.19	na	na

As	MW22D-081908	3.6		Fe	51900	0.53	32200	0.33	na	na
Ba		119			51900	0.81	32200	0.50	na	na

Cd		0.13			51900	-0.56	32200	-0.35	✗L	na
Cr		5.7			51900	0.68	32200	0.42	na	na
Co		23			51900	0.023	32200	0.01	na	na
Cu		4.7			51900	0.13	32200	0.08	na	na
Pb		2.4			51900	0.053	32200	0.03	na	na
Mn		741			51900	0.98	32200	0.61	na	na
Mo		0.7			51900	1060	32200	657.65	✗K	na
Ni		10.1			51900	0.42	32200	0.26	na	na
Ag		0.028			51900	0.025	32200	0.02	✗BL	na
Zn		60.5			51900	0.54	32200	0.34	na	na

Sb	2-081808	0.069		Fe	51700	0.084	22300	0.04	✗BL	na
Ba		13.5			51700	0.7	22300	0.30	na	na
Be		6.5			51700	-0.019	22300	-0.01	na	na
Cd		12.4			51700	-0.81	22300	-0.35	na	na
Cr		13.3			51700	0.54	22300	0.23	na	na
Co		49.6			51700	0.028	22300	0.01	na	na
Cu		41.8			51700	0.083	22300	0.04	na	na
Pb		3.5			51700	0.049	22300	0.02	na	na
Mn		2350			51700	0.66	22300	0.28	na	na
Mo		1.1			51700	961	22300	414.51	✗BL	na
Ni		78.1			51700	0.5	22300	0.22	na	na
Tl		0.62			51700	0.23	22300	0.10	✗BL	na
Zn		386			51700	1	22300	0.43	na	na

Sb	22I-081808	0.056		Fe	51700	0.084	13200	0.02	✗BL	na
Ba		37.9			51700	0.7	13200	0.18	na	na
Be		0.046			51700	-0.019	13200	0.00	✗	na
Cd		0.13			51700	-0.81	13200	-0.21	✗BL	na
Cr		2.8			51700	0.54	13200	0.14	na	na
Co		1.2			51700	0.028	13200	0.01	na	na
Cu		5.8			51700	0.083	13200	0.02	na	na
Pb		1.3			51700	0.049	13200	0.01	na	na
Mn		136			51700	0.66	13200	0.17	na	na
Mo		1.1			51700	961	13200	245.36	✗BL	na
Ni		6.7			51700	0.5	13200	0.13	na	na
Tl		0.17			51700	0.23	13200	0.06	✗BL	na
Zn		22.3			51700	1	13200	0.26	na	na

Sb	23D-081808	0.035	u	Fe	51700	0.084	16200	0.03	na	na
Ba		98.1			51700	0.7	16200	0.22	na	na
Be		0.88			51700	-0.019	16200	-0.01	na	na
Cd		0.084			51700	-0.81	16200	-0.25	✗BL	na

Cr		0.62			51700	0.54	16200	0.17	J	na
Co		19.8			51700	0.028	16200	0.01	na	na
Cu		0.9			51700	0.083	16200	0.03	na	na
Pb		0.15			51700	0.049	16200	0.02	XBL	na
Mn		944			51700	0.66	16200	0.21	na	na
Mo		0.64			51700	961	16200	301.13	XBL	na
Ni		12.9			51700	0.5	16200	0.16	na	na
Tl		0.5			51700	0.23	16200	0.07	XBL	na
Zn		24.3			51700	1	16200	0.31	na	na

Sb	23I-081808	0.035	u	Fe	51700	0.084	42800	0.07	na	na
Ba		31			51700	0.7	42800	0.58	na	na
Be		0.012	u		51700	-0.019	42800	-0.02	na	UVL
Cd		0.088			51700	-0.81	42800	-0.67	XBL	na
Cr		2.2			51700	0.54	42800	0.45	J	na
Co		10.9			51700	0.028	42800	0.02	na	na
Cu		0.096			51700	0.083	42800	0.07	XK	na
Pb		0.14			51700	0.049	42800	0.04	XBL	na
Mn		3020			51700	0.66	42800	0.55	na	na
Mo		0.6			51700	961	42800	795.57	XBL	na
Ni		2.9			51700	0.5	42800	0.41	XK	na
Tl		0.16			51700	0.23	42800	0.19	XBL	na
Zn		6			51700	1	42800	0.83	XBL	na

Ba	17I-082008-F	27.2		Fe	51900	0.81	18600	0.29	na	na
Pb		0.065			51900	0.053	18600	0.02	J BL	na
Cd	17I-082008-F	0.0061	u		50400	-0.96	18600	-0.35	na	UJ UL
Cr		1			50400	0.55	18600	0.20	J BL	na
Co		7			50400	0.016	18600	0.01	na	na
Cu		0.12			50400	0.14	18600	0.05	J BL	na
Mn		164			50400	0.96	18600	0.35	na	na
Mo		0.66			50400	1020	18600	376.43	J BL	na
Ni		5.4			50400	0.58	18600	0.21	na	na
Ag		0.0026	u		50400	0.015	18600	0.01	na	na
Zn		4.5			50400	2	18600	0.74	J BL	na

As	17S-082008-F	8.9		Fe	51900	0.53	44900	0.46	na	na
Ba		90			51900	0.81	44900	0.70	na	na
Cd		0.0061	u		51900	-0.56	44900	-0.48	na	UJ L
Cr		0.71			51900	0.68	44900	0.59	J BL	na
Co		0.42			51900	0.023	44900	0.02	na	na
Cu		0.066			51900	0.13	44900	0.11	J BL	na
Pb		0.34			51900	0.053	44900	0.05	J BL	na
Mn		1320			51900	0.98	44900	0.85	na	na
Mo		0.53			51900	1060	44900	917.03	J K	na
Ni		0.23			51900	0.42	44900	0.36	J BL	na
Ag		0.0026	u		51900	0.025	44900	0.02	na	na
Zn		3.7			51900	0.54	44900	0.47	J BL	na

Sb	1S-081808-F	0.31		Fe	51700	0.084	43000	0.07	J BL	na
Ba		216			51700	0.7	43000	0.58	na	na
Be		0.012	u		51700	-0.019	43000	-0.02	na	UJ UL
Cd		0.0061	u		51700	-0.81	43000	-0.67	na	UJ UL
Cr		0.65			51700	0.54	43000	0.45	J K	na
Co		3.1			51700	0.028	43000	0.02	na	na
Cu		0.38			51700	0.083	43000	0.07	J K	na
Pb		0.39			51700	0.049	43000	0.04	J BL	na
Mn		1030			51700	0.66	43000	0.55	na	na
Mo		0.66			51700	961	43000	799.28	J BL	na
Ni		2.9			51700	0.5	43000	0.42	J K	na
Tl		0.23			51700	0.23	43000	0.19	J BL	na
Zn		10.8			51700	1	43000	0.83	na	na

As	6I-082008-F	3.8		Fe	51900	0.53	26400	0.27	na	na
Ba		11.7			51900	0.81	26400	0.41	na	na
Cd		9.9			51900	-0.56	26400	-0.28	na	na
Cr		4.5			51900	0.68	26400	0.35	na	na
Co		76.4			51900	0.023	26400	0.01	na	na
Cu		46.2			51900	0.13	26400	0.07	na	na
Pb		6.4			51900	0.053	26400	0.03	na	na
Mn		4640			51900	0.98	26400	0.50	na	na
Mo		0.19			51900	1060	26400	539.19	*K	na
Ni		85.8			51900	0.42	26400	0.21	na	na
Ag		0.0026	u		51900	0.025	26400	0.01	na	na
Zn		398			51900	0.54	26400	0.27	na	na

As	DMW25I-081908-F	7.2		Fe	51900	0.53	50800	0.52	na	na
Ba		73.7			51900	0.81	50800	0.79	na	na
Cd		0.0061	u		51900	-0.56	50800	-0.55	na	UJUL
Cr		0.5			51900	0.68	50800	0.67	JBL	na
Co		0.29			51900	0.023	50800	0.02	na	na
Cu		0.089			51900	0.13	50800	0.13	JBL	na
Pb		0.041			51900	0.053	50800	0.05	JBL	na
Mn		651			51900	0.98	50800	0.96	na	na
Mo		0.62			51900	1060	50800	1037.53	*K	na
Ni		0.27			51900	0.42	50800	0.41	JBL	na
Ag		0.0026	u		51900	0.025	50800	0.02	na	na
Zn		2.6			51900	0.54	50800	0.53	JBL	na

As	DMW25S-081908-F	11.2		Fe	51900	0.53	17500	0.18	na	na
Ba		52.5			51900	0.81	17500	0.27	na	na
Cd		0.0061	u		51900	-0.56	17500	-0.19	na	UJUL
Cr		1			51900	0.68	17500	0.23	JK	na
Co		0.99			51900	0.023	17500	0.01	na	na
Cu		0.084			51900	0.13	17500	0.04	*JBL	na
Pb		0.03			51900	0.053	17500	0.02	JBL	na
Mn		602			51900	0.98	17500	0.33	na	na
Mo		1.3			51900	1060	17500	357.42	JK	na
Ni		0.96			51900	0.42	17500	0.14	JK	na
Ag		0.0026	u		51900	0.025	17500	0.01	na	na
Zn		1.9			51900	0.54	17500	0.18	na	na

As	MW22D-F-081908	2.8		Fe	51900	0.53	34300	0.35	*K	na
Ba		124			51900	0.81	34300	0.54	na	na

Cd		0.0061	u		51900	-0.56	34300	-0.37	na	UJUL
Cr		1.2			51900	0.68	34300	0.45	J K	na
Co		23.7			51900	0.023	34300	0.02	na	na
Cu		0.092			51900	0.13	34300	0.09	J BL	na
Pb		0.04			51900	0.053	34300	0.04	J BL	na
Mn		793			51900	0.98	34300	0.65	na	na
Mo		0.43			51900	1060	34300	700.54	J K	na
Ni		9.3			51900	0.42	34300	0.28	na	na
Ag		0.0026	u		51900	0.025	34300	0.02	na	na
Zn		12.1			51900	0.54	34300	0.36	na	na

Sb	2-081808-F	0.035	u	Fe	51700	0.084	21700	0.04	na	na
Ba		11.5			51700	0.7	21700	0.29	na	na
Be		6.4			51700	-0.019	21700	-0.01	na	na
Cd		12.4			51700	-0.81	21700	-0.34	na	na
Cr		2.9			51700	0.54	21700	0.23	na	na
Co		49			51700	0.028	21700	0.01	na	na
Cu		36.7			51700	0.083	21700	0.03	na	na
Pb		3.6			51700	0.049	21700	0.02	na	na
Mn		2420			51700	0.66	21700	0.28	na	na
Mo		3.5			51700	961	21700	403.36	J K	na
Ni		77.2			51700	0.5	21700	0.21	na	na
Tl		0.66			51700	0.23	21700	0.10	J BL	na
Zn		390			51700	1	21700	0.42	na	na

Sb	22I-081808-F	0.035	u	Fe	51700	0.084	12200	0.02	na	na
Ba		32.4			51700	0.7	12200	0.17	na	na
Be		0.012	u		51700	-0.019	12200	0.00	na	UJL
Cd		0.0061	u		51700	-0.81	12200	-0.19	na	UJL
Cr		0.95			51700	0.54	12200	0.13	J K	na
Co		0.74			51700	0.028	12200	0.01	na	na
Cu		0.051	u		51700	0.083	12200	0.02	na	na
Pb		0.018	u		51700	0.049	12200	0.01	na	na
Mn		127			51700	0.66	12200	0.16	na	na
Mo		0.22			51700	961	12200	226.77	J BL	na
Ni		3.5			51700	0.5	12200	0.12	na	na
Tl		0.11	u		51700	0.23	12200	0.05	na	na
Zn		4.9			51700	1	12200	0.24	na	na

Sb	23D-081808-F	0.035	u	Fe	51700	0.084	16300	0.03	na	na
Ba		101			51700	0.7	16300	0.22	na	na
Be		0.81			51700	-0.019	16300	-0.01	na	na
Cd		0.035			51700	-0.81	16300	-0.26	J BL	na

Cr		0.77			51700	0.54	16300	0.17	J K	na
Co		19.3			51700	0.028	16300	0.01	na	na
Cu		0.051	u		51700	0.083	16300	0.03	na	na
Pb		0.28			51700	0.049	16300	0.02	na	na
Mn		948			51700	0.66	16300	0.21	na	na
Mo		0.28			51700	961	16300	302.98	J BL	na
Ni		11.7			51700	0.5	16300	0.16	na	na
Tl		0.24			51700	0.23	16300	0.07	J BL	na
Zn		17.7			51700	1	16300	0.32	na	na

Sb	23I-081808-F	0.035	u	Fe	51700	0.084	43200	0.07	na	na
Ba		31.6			51700	0.7	43200	0.58	na	na
Be		0.012	u		51700	-0.019	43200	-0.02	na	~~UJ~~ UL
Cd		0.017			51700	-0.81	43200	-0.68	J BL	na
Cr		1.5			51700	0.54	43200	0.45	J K	na
Co		11.2			51700	0.028	43200	0.02	na	na
Cu		0.051	u		51700	0.083	43200	0.07	na	na
Pb		0.034			51700	0.049	43200	0.04	J BL	na
Mn		3190			51700	0.66	43200	0.55	na	na
Mo		0.21			51700	961	43200	803.00	J BL	na
Ni		3			51700	0.5	43200	0.42	J K	na
Tl		0.12			51700	0.23	43200	0.19	J BL	na
Zn		5.1			51700	1	43200	0.84	J BL	na

TestAmerica North Canton

Metals Data Reporting Form

Interference Check Standard A

Instrument: ICPMS **Units:** ug/L

Chart Number: I80829A.csv **Acceptable Range:** 0% - 0%

Standard Source: _____ **Standard ID:** _____

Element	WL/ Mass	Reporting Limit	True Conc	ICSA 8/29/2008 3:47 PM Found	ICSA 8/30/2008 12:17 AM Found	Found	Found	Found
Antimony	121	2		0.078	0.084			
Arsenic	75	5		0.000	-0.004			
Barium	137	1		0.690	0.700			
Cadmium	111	1		-0.960	-0.810			
Chromium	52	2		0.550	0.540			
Cobalt	59	1		0.016	0.028			
Copper	65	2		0.140	0.083			
Iron	56		50000	50400	51700			
Lead	208	1		0.055	0.049			
Manganese	55	1		0.960	1			
Molybdenum	95	2	1000	1020	961			
Nickel	60	2		0.580	0.500			
Selenium	78	5		-0.026	-0.080			
Silver	107	1		0.015	0.002			
Thallium	205	1		0.071	0.230			
Vanadium	51	20		-0.028	0.046			
Zinc	66	20		2	1			

All other samples

Only

17I (F) except Ba, Be, Pb, Sb, Tl

no Mn

MW-2 (F)
23D (F)
23I (F)
15 (F)
22I (F)
4 (F)

U Result is less than the IDL

B Result is between IDL and RL

Form 4 Equivalent

TestAmerica North Canton

Metals Data Reporting Form

Interference Check Standard A

Instrument: ICPMS **Units:** ug/L

Chart Number: I80902A.csv **Acceptable Range:** 0% - 0%

Standard Source: _____ **Standard ID:** _____

Element	WL/ Mass	Reporting Limit	True Conc	ICSA 9/2/2008 3:08 PM Found	Found	Found	Found	Found
Beryllium	9	1		-0.019				
Manganese	55	1		0.660				

MW2 - Mn (F)

23D - Mn (F)

23I - Be, Mn (F)

15 - Be, Mn (F)

22I - ~~Be~~ Mn (F)

4 - Be, Mn (F)

TestAmerica North Canton

Metals Data Reporting Form

Interference Check Standard A

Instrument: ICPMS **Units:** ug/L

Chart Number: I80825A.csv **Acceptable Range:** 0% - 0%

Standard Source: _____ **Standard ID:** _____

Element	WL/ Mass	Reporting Limit	True Conc	ICSA 8/25/2008 11:07 AM Found	Found	Found	Found	Found
Antimony	121	2		0.016				
Arsenic	75	5		0.530				
Barium	137	1		0.810				
Beryllium	9	1		-0.005				
Cadmium	111	1		-0.560				
Chromium	52	2		0.680				
Cobalt	59	1		0.023				
Copper	65	2		0.130				
Iron	56		50000	51900				
Lead	208	1		0.053				
Manganese	55	1		0.980				
Molybdenum	95	2	1000	1060				
Nickel	60	2		0.420				
Selenium	78	5		-0.003				
Silver	107	1		0.025				
Thallium	205	1		-0.006				
Vanadium	51	20		0.023				
Zinc	66	20		0.540				

6I (f)

17~~6~~I (f) Ba, Be, Pb, Sb, Tl

6D (f)

17S (f)

MW22D (f)

DMW25S (f)

DMW25I (f)

5.04.5

U Result is less than the IDL

B Result is between IDL and RL

Form 4 Equivalent

TestAmerica North Canton

Metals Data Reporting Form

Interference Check Standard AB

Instrument: ICPMS **Units:** ug/L

Chart Number: I80825A.csv **Acceptable Range:** 50% - 150%

Standard Source: _____ **Standard ID:** _____

Element	WL/ Mass	True Conc	ICSAB 8/25/2008 11:11 AM Found	% Rec	Found	% Rec	Found	% Rec	Found	% Rec	Found	% Rec
Antimony	121	100	101.7	**101.7**								
Arsenic	75	100	96.9	**96.9**								
Barium	137	100	99.6	**99.6**								
Beryllium	9	100	102.7	**102.7**								
Cadmium	111	100	102.4	**102.4**								
Chromium	52	100	102.3	**102.3**								
Cobalt	59	100	98.4	**98.4**								
Copper	65	100	100.0	**100.0**								
Iron	56	50000	52226.7	**104.5**								
Lead	208	100	99.9	**99.9**								
Manganese	55	100	103.4	**103.4**								
Molybdenum	95	1000	1161.0	**116.1**								
Nickel	60	100	101.9	**101.9**								
Selenium	78	100	100.7	**100.7**								
Silver	107	100	102.8	**102.8**								
Thallium	205	100	98.4	**98.4**								
Vanadium	51	100	103.3	**103.3**								
Zinc	66	100	102.4	**102.4**								

N Spike recovery failed
NC Percent recovery was not calculated
U Result is less than the IDL

Form 4 Equivalent

TestAmerica North Canton

Metals Data Reporting Form

Interference Check Standard AB

Instrument: ICPMS **Units:** ug/L

Chart Number: I80829A.csv **Acceptable Range:** 50% - 150%

Standard Source: _____ **Standard ID:** _____

Element	WL/ Mass	True Conc	ICSAB 8/29/2008 3:51 PM Found	% Rec	ICSAB 8/30/2008 12:21 AM Found	% Rec	Found	% Rec	Found	% Rec	Found	% Rec
Antimony	121	100	98.9	**98.9**	97.3	**97.3**						
Arsenic	75	100	97.7	**97.7**	93.9	**93.9**						
Barium	137	100	97.6	**97.6**	99.1	**99.1**						
Cadmium	111	100	98.3	**98.3**	94.7	**94.7**						
Chromium	52	100	97.8	**97.8**	95.3	**95.3**						
Cobalt	59	100	95.0	**95.0**	91.0	**91.0**						
Copper	65	100	97.6	**97.6**	92.7	**92.7**						
Iron	56	50000	49726.7	**99.5**	51456.7	**102.9**						
Lead	208	100	98.4	**98.4**	98.3	**98.3**						
Manganese	55	100	104.1	**104.1**	114.7	**114.7**						
Molybdenum	95	1000	1099.7	**110.0**	1056.3	**105.6**						
Nickel	60	100	97.5	**97.5**	92.9	**92.9**						
Selenium	78	100	99.1	**99.1**	98.7	**98.7**						
Silver	107	100	99.2	**99.2**	95.1	**95.1**						
Thallium	205	100	101.3	**101.3**	102.2	**102.2**						
Vanadium	51	100	97.1	**97.1**	94.2	**94.2**						
Zinc	66	100	101.9	**101.9**	98.1	**98.1**						

N Spike recovery failed
NC Percent recovery was not calculated
U Result is less than the IDL

TestAmerica North Canton

Metals Data Reporting Form

Interference Check Standard AB

Instrument: ICPMS **Units:** ug/L

Chart Number: I80902A.csv **Acceptable Range:** 50% - 150%

Standard Source: _____ **Standard ID:** _____

Element	WL/ Mass	True Conc	ICSAB 9/2/2008 3:12 PM Found	% Rec	Found	% Rec	Found	% Rec	Found	% Rec	Found	% Rec
Beryllium	9	100	101.7	**101.7**								
Manganese	55	100	110.1	**110.1**								

N Spike recovery failed
NC Percent recovery was not calculated
U Result is less than the IDL

Form 4 Equivalent

LABORATORY CONTROL SAMPLE DATA REPORT

TOTAL Metals

Client Lot #...: 8H19109 **Matrix.....:** WATER

PARAMETER	SPIKE AMOUNT	MEASURED AMOUNT	UNITS	PERCNT RECVRY	METHOD	PREPARATION-ANALYSIS DATE	WORK ORDER #
LCS Lot-Sample#: A8H200000-012 **Prep Batch #...:** 8233012							
Antimony	100	98.7	ug/L	99	SW846 6020	08/20-08/30/08	KVE571AX
			Dilution Factor: 1		Analysis Time..: 00:00	Analyst ID.....: 002260	
			Instrument ID..: I8				
Arsenic	100	101	ug/L	101	SW846 6020	08/20-08/30/08	KVE571A0
			Dilution Factor: 1		Analysis Time..: 00:00	Analyst ID.....: 002260	
			Instrument ID..: I8				
Barium	100	99.0	ug/L	99	SW846 6020	08/20-08/30/08	KVE571A1
			Dilution Factor: 1		Analysis Time..: 00:00	Analyst ID.....: 002260	
			Instrument ID..: I8				
Beryllium	100	105	ug/L	105	SW846 6020	08/20-09/02/08	KVE571A2
			Dilution Factor: 1		Analysis Time..: 15:33	Analyst ID.....: 001637	
			Instrument ID..: I8				
Cadmium	100	102	ug/L	102	SW846 6020	08/20-08/30/08	KVE571A3
			Dilution Factor: 1		Analysis Time..: 00:00	Analyst ID.....: 002260	
			Instrument ID..: I8				
Cobalt	100	97.0	ug/L	97	SW846 6020	08/20-08/30/08	KVE571A4
			Dilution Factor: 1		Analysis Time..: 00:00	Analyst ID.....: 002260	
			Instrument ID..: I8				
Copper	100	102	ug/L	102	SW846 6020	08/20-08/30/08	KVE571A5
			Dilution Factor: 1		Analysis Time..: 00:00	Analyst ID.....: 002260	
			Instrument ID..: I8				
Iron	1000	1100	ug/L	110	SW846 6020	08/20-08/30/08	KVE571A6
			Dilution Factor: 1		Analysis Time..: 00:00	Analyst ID.....: 002260	
			Instrument ID..: I8				
Lead	100	97.2	ug/L	97	SW846 6020	08/20-08/30/08	KVE571A7
			Dilution Factor: 1		Analysis Time..: 00:00	Analyst ID.....: 002260	
			Instrument ID..: I8				
Manganese	100	104	ug/L	104	SW846 6020	08/20-09/02/08	KVE571A8
			Dilution Factor: 1		Analysis Time..: 15:33	Analyst ID.....: 001637	
			Instrument ID..: I8				

(Continued on next page)

LABORATORY CONTROL SAMPLE DATA REPORT

TOTAL Metals

Client Lot #...: 8H19109 **Matrix.....:** WATER

PARAMETER	SPIKE AMOUNT	MEASURED AMOUNT	UNITS	PERCNT RECVRY	METHOD	PREPARATION-ANALYSIS DATE	WORK ORDER #
Molybdenum	100	96.0	ug/L	96	SW846 6020	08/20-08/30/08	KVE571A9
			Dilution Factor: 1		Analysis Time..: 00:00	Analyst ID.....: 002260	
			Instrument ID..: I8				
Nickel	100	99.9	ug/L	100	SW846 6020	08/20-08/30/08	KVE571CA
			Dilution Factor: 1		Analysis Time..: 00:00	Analyst ID.....: 002260	
			Instrument ID..: I8				
Selenium	100	103	ug/L	103	SW846 6020	08/20-08/30/08	KVE571CC
			Dilution Factor: 1		Analysis Time..: 00:00	Analyst ID.....: 002260	
			Instrument ID..: I8				
Silver	100	103	ug/L	103	SW846 6020	08/20-08/30/08	KVE571CD
			Dilution Factor: 1		Analysis Time..: 00:00	Analyst ID.....: 002260	
			Instrument ID..: I8				
Thallium	100	100	ug/L	100	SW846 6020	08/20-08/30/08	KVE571CE
			Dilution Factor: 1		Analysis Time..: 00:00	Analyst ID.....: 002260	
			Instrument ID..: I8				
Vanadium	100	95.8	ug/L	96	SW846 6020	08/20-08/30/08	KVE571CF
			Dilution Factor: 1		Analysis Time..: 00:00	Analyst ID.....: 002260	
			Instrument ID..: I8				
Zinc	100	108	ug/L	108	SW846 6020	08/20-08/30/08	KVE571CG
			Dilution Factor: 1		Analysis Time..: 00:00	Analyst ID.....: 002260	
			Instrument ID..: I8				
Chromium	100	98.0	ug/L	98	SW846 6020	08/20-08/30/08	KVE571CH
			Dilution Factor: 1		Analysis Time..: 00:00	Analyst ID.....: 002260	
			Instrument ID..: I8				
Mercury	5.0	5.3	ug/L	106	SW846 7470A	08/20-08/21/08	KVE571CJ
			Dilution Factor: 1		Analysis Time..: 11:19	Analyst ID.....: 001576	
			Instrument ID..: H1				
LCS Lot-Sample#: A8H210000-014 **Prep Batch #...:** 8234014							
Antimony	100	105	ug/L	105	SW846 6020	08/21-08/25/08	KVHE71AX
			Dilution Factor: 1		Analysis Time..: 14:09	Analyst ID.....: 001637	
			Instrument ID..: I8				
Arsenic	100	104	ug/L	104	SW846 6020	08/21-08/25/08	KVHE71A0
			Dilution Factor: 1		Analysis Time..: 14:09	Analyst ID.....: 001637	
			Instrument ID..: I8				

(Continued on next page)

LABORATORY CONTROL SAMPLE DATA REPORT

TOTAL Metals

Client Lot #...: 8H19109 **Matrix.....:** WATER

PARAMETER	SPIKE AMOUNT	MEASURED AMOUNT	UNITS	PERCNT RECVRY	METHOD	PREPARATION-ANALYSIS DATE	WORK ORDER #
Barium	100	97.9	ug/L	98	SW846 6020	08/21-08/25/08	KVHE71A1
			Dilution Factor: 1		Analysis Time..: 14:09	Analyst ID.....: 001637	
			Instrument ID..: I8				
Beryllium	100	109	ug/L	109	SW846 6020	08/21-08/25/08	KVHE71A2
			Dilution Factor: 1		Analysis Time..: 14:09	Analyst ID.....: 001637	
			Instrument ID..: I8				
Cadmium	100	111	ug/L	111	SW846 6020	08/21-08/25/08	KVHE71A3
			Dilution Factor: 1		Analysis Time..: 14:09	Analyst ID.....: 001637	
			Instrument ID..: I8				
Cobalt	100	102	ug/L	102	SW846 6020	08/21-08/25/08	KVHE71A4
			Dilution Factor: 1		Analysis Time..: 14:09	Analyst ID.....: 001637	
			Instrument ID..: I8				
Copper	100	112	ug/L	112	SW846 6020	08/21-08/25/08	KVHE71A5
			Dilution Factor: 1		Analysis Time..: 14:09	Analyst ID.....: 001637	
			Instrument ID..: I8				
Iron	1000	1180	ug/L	118	SW846 6020	08/21-08/25/08	KVHE71A6
			Dilution Factor: 1		Analysis Time..: 14:09	Analyst ID.....: 001637	
			Instrument ID..: I8				
Lead	100	97.1	ug/L	97	SW846 6020	08/21-08/25/08	KVHE71A7
			Dilution Factor: 1		Analysis Time..: 14:09	Analyst ID.....: 001637	
			Instrument ID..: I8				
Manganese	100	110	ug/L	110	SW846 6020	08/21-08/25/08	KVHE71A8
			Dilution Factor: 1		Analysis Time..: 14:09	Analyst ID.....: 001637	
			Instrument ID..: I8				
Molybdenum	100	103	ug/L	103	SW846 6020	08/21-08/25/08	KVHE71A9
			Dilution Factor: 1		Analysis Time..: 14:09	Analyst ID.....: 001637	
			Instrument ID..: I8				
Nickel	100	109	ug/L	109	SW846 6020	08/21-08/25/08	KVHE71CA
			Dilution Factor: 1		Analysis Time..: 14:09	Analyst ID.....: 001637	
			Instrument ID..: I8				
Selenium	100	102	ug/L	102	SW846 6020	08/21-08/25/08	KVHE71CC
			Dilution Factor: 1		Analysis Time..: 14:09	Analyst ID.....: 001637	
			Instrument ID..: I8				

(Continued on next page)

LABORATORY CONTROL SAMPLE DATA REPORT

TOTAL Metals

Client Lot #...: 8H19109 **Matrix.....:** WATER

PARAMETER	SPIKE AMOUNT	MEASURED AMOUNT	UNITS	PERCNT RECVRY	METHOD	PREPARATION-ANALYSIS DATE	WORK ORDER #
Silver	100	115 N	ug/L	115	SW846 6020	08/21-08/25/08	KVHE71CD
			Dilution Factor: 1		Analysis Time..: 14:09	Analyst ID.....: 001637	
			Instrument ID..: I8				
Thallium	100	94.6	ug/L	95	SW846 6020	08/21-08/25/08	KVHE71CE
			Dilution Factor: 1		Analysis Time..: 14:09	Analyst ID.....: 001637	
			Instrument ID..: I8				
Vanadium	100	100	ug/L	100	SW846 6020	08/21-08/25/08	KVHE71CF
			Dilution Factor: 1		Analysis Time..: 14:09	Analyst ID.....: 001637	
			Instrument ID..: I8				
Zinc	100	114	ug/L	114	SW846 6020	08/21-08/25/08	KVHE71CG
			Dilution Factor: 1		Analysis Time..: 14:09	Analyst ID.....: 001637	
			Instrument ID..: I8				
Chromium	100	103	ug/L	103	SW846 6020	08/21-08/25/08	KVHE71CH
			Dilution Factor: 1		Analysis Time..: 14:09	Analyst ID.....: 001637	
			Instrument ID..: I8				
Mercury	5.0	5.9	ug/L	117	SW846 7470A	08/21/08	KVHE71CJ
			Dilution Factor: 1		Analysis Time..: 16:32	Analyst ID.....: 001576	
			Instrument ID..: H1				

LCS Lot-Sample#: A8H220000-014 **Prep Batch #...:** 8235014

Antimony	100	105	ug/L	105	SW846 6020	08/22-08/25/08	KVK3K1AX
			Dilution Factor: 1		Analysis Time..: 12:02	Analyst ID.....: 001637	
			Instrument ID..: I8				
Arsenic	100	106	ug/L	106	SW846 6020	08/22-08/25/08	KVK3K1A0
			Dilution Factor: 1		Analysis Time..: 12:02	Analyst ID.....: 001637	
			Instrument ID..: I8				
Barium	100	97.0	ug/L	97	SW846 6020	08/22-08/25/08	KVK3K1A1
			Dilution Factor: 1		Analysis Time..: 12:02	Analyst ID.....: 001637	
			Instrument ID..: I8				
Beryllium	100	113	ug/L	113	SW846 6020	08/22-08/25/08	KVK3K1A2
			Dilution Factor: 1		Analysis Time..: 12:02	Analyst ID.....: 001637	
			Instrument ID..: I8				
Cadmium	100	113	ug/L	113	SW846 6020	08/22-08/25/08	KVK3K1A3
			Dilution Factor: 1		Analysis Time..: 12:02	Analyst ID.....: 001637	
			Instrument ID..: I8				

(Continued on next page)

LABORATORY CONTROL SAMPLE DATA REPORT

TOTAL Metals

Client Lot #...: 8H19109 **Matrix.....:** WATER

PARAMETER	SPIKE AMOUNT	MEASURED AMOUNT	UNITS	PERCNT RECVRY	METHOD	PREPARATION-ANALYSIS DATE	WORK ORDER #
Cobalt	100	105	ug/L	105	SW846 6020	08/22-08/25/08	KVK3K1A4
			Dilution Factor: 1		Analysis Time..: 12:02	Analyst ID.....: 001637	
			Instrument ID..: I8				
Copper	100	111	ug/L	111	SW846 6020	08/22-08/29/08	KVK3K1A5
			Dilution Factor: 1		Analysis Time..: 16:04	Analyst ID.....: 002260	
			Instrument ID..: I8				
Iron	1000	1180	ug/L	118	SW846 6020	08/22-08/25/08	KVK3K1A6
			Dilution Factor: 1		Analysis Time..: 12:02	Analyst ID.....: 001637	
			Instrument ID..: I8				
Lead	100	96.8	ug/L	97	SW846 6020	08/22-08/25/08	KVK3K1A7
			Dilution Factor: 1		Analysis Time..: 12:02	Analyst ID.....: 001637	
			Instrument ID..: I8				
Manganese	100	109	ug/L	109	SW846 6020	08/22-08/25/08	KVK3K1A8
			Dilution Factor: 1		Analysis Time..: 12:02	Analyst ID.....: 001637	
			Instrument ID..: I8				
Molybdenum	100	103	ug/L	103	SW846 6020	08/22-08/25/08	KVK3K1A9
			Dilution Factor: 1		Analysis Time..: 12:02	Analyst ID.....: 001637	
			Instrument ID..: I8				
Nickel	100	111	ug/L	111	SW846 6020	08/22-08/25/08	KVK3K1CA
			Dilution Factor: 1		Analysis Time..: 12:02	Analyst ID.....: 001637	
			Instrument ID..: I8				
Selenium	100	103	ug/L	103	SW846 6020	08/22-08/25/08	KVK3K1CC
			Dilution Factor: 1		Analysis Time..: 12:02	Analyst ID.....: 001637	
			Instrument ID..: I8				
Silver	100	110	ug/L	110	SW846 6020	08/22-08/29/08	KVK3K1CD
			Dilution Factor: 1		Analysis Time..: 16:04	Analyst ID.....: 002260	
			Instrument ID..: I8				
Thallium	100	94.2	ug/L	94	SW846 6020	08/22-08/25/08	KVK3K1CE
			Dilution Factor: 1		Analysis Time..: 12:02	Analyst ID.....: 001637	
			Instrument ID..: I8				
Vanadium	100	103	ug/L	103	SW846 6020	08/22-08/25/08	KVK3K1CF
			Dilution Factor: 1		Analysis Time..: 12:02	Analyst ID.....: 001637	
			Instrument ID..: I8				

(Continued on next page)

LABORATORY CONTROL SAMPLE DATA REPORT

TOTAL Metals

Client Lot #...: 8H19109 **Matrix.....:** WATER

PARAMETER	SPIKE AMOUNT	MEASURED AMOUNT	UNITS	PERCNT RECVRY	METHOD	PREPARATION-ANALYSIS DATE	WORK ORDER #
Zinc	100	112	ug/L	112	SW846 6020	08/22-08/30/08	KVK3K1CG
			Dilution Factor: 1		Analysis Time..: 06:56	Analyst ID.....: 002260	
			Instrument ID..: I8				
Chromium	100	104	ug/L	104	SW846 6020	08/22-08/25/08	KVK3K1CH
			Dilution Factor: 1		Analysis Time..: 12:02	Analyst ID.....: 001637	
			Instrument ID..: I8				
Mercury	5.0	4.7	ug/L	95	SW846 7470A	08/22-08/27/08	KVK3K1CJ
			Dilution Factor: 1		Analysis Time..: 09:14	Analyst ID.....: 002260	
			Instrument ID..: H1				

NOTE(S):

Calculations are performed before rounding to avoid round-off errors in calculated results.

N Spiked analyte recovery is outside stated control limits.

LABORATORY CONTROL SAMPLE DATA REPORT

DISSOLVED Metals

Client Lot #...: 8H19109 **Matrix.....:** WATER

PARAMETER	SPIKE AMOUNT	MEASURED AMOUNT	UNITS	PERCNT RECVRY	METHOD	PREPARATION-ANALYSIS DATE	WORK ORDER #
LCS Lot-Sample#: A8H200000-012 **Prep Batch #...:** 8233012							
Antimony	100	98.7	ug/L	99	SW846 6020	08/20-08/30/08	KVE571C7
			Dilution Factor: 1		Analysis Time..: 00:00	Analyst ID.....: 002260	
			Instrument ID..: I8				
Arsenic	100	101	ug/L	101	SW846 6020	08/20-08/30/08	KVE571C8
			Dilution Factor: 1		Analysis Time..: 00:00	Analyst ID.....: 002260	
			Instrument ID..: I8				
Barium	100	99.0	ug/L	99	SW846 6020	08/20-08/30/08	KVE571C9
			Dilution Factor: 1		Analysis Time..: 00:00	Analyst ID.....: 002260	
			Instrument ID..: I8				
Beryllium	100	105	ug/L	105	SW846 6020	08/20-09/02/08	KVE571DA
			Dilution Factor: 1		Analysis Time..: 15:33	Analyst ID.....: 001637	
			Instrument ID..: I8				
Cadmium	100	102	ug/L	102	SW846 6020	08/20-08/30/08	KVE571DC
			Dilution Factor: 1		Analysis Time..: 00:00	Analyst ID.....: 002260	
			Instrument ID..: I8				
Cobalt	100	97.0	ug/L	97	SW846 6020	08/20-08/30/08	KVE571DD
			Dilution Factor: 1		Analysis Time..: 00:00	Analyst ID.....: 002260	
			Instrument ID..: I8				
Copper	100	102	ug/L	102	SW846 6020	08/20-08/30/08	KVE571DE
			Dilution Factor: 1		Analysis Time..: 00:00	Analyst ID.....: 002260	
			Instrument ID..: I8				
Iron	1000	1100	ug/L	110	SW846 6020	08/20-08/30/08	KVE571DF
			Dilution Factor: 1		Analysis Time..: 00:00	Analyst ID.....: 002260	
			Instrument ID..: I8				
Lead	100	97.2	ug/L	97	SW846 6020	08/20-08/30/08	KVE571DG
			Dilution Factor: 1		Analysis Time..: 00:00	Analyst ID.....: 002260	
			Instrument ID..: I8				
Manganese	100	104	ug/L	104	SW846 6020	08/20-09/02/08	KVE571DH
			Dilution Factor: 1		Analysis Time..: 15:33	Analyst ID.....: 001637	
			Instrument ID..: I8				

(Continued on next page)

LABORATORY CONTROL SAMPLE DATA REPORT

DISSOLVED Metals

Client Lot #...: 8H19109 **Matrix.....:** WATER

PARAMETER	SPIKE AMOUNT	MEASURED AMOUNT	UNITS	PERCNT RECVRY	METHOD	PREPARATION-ANALYSIS DATE	WORK ORDER #
Molybdenum	100	96.0	ug/L	96	SW846 6020	08/20-08/30/08	KVE571DJ
			Dilution Factor: 1		Analysis Time..: 00:00	Analyst ID.....: 002260	
			Instrument ID..: I8				
Nickel	100	99.9	ug/L	100	SW846 6020	08/20-08/30/08	KVE571DK
			Dilution Factor: 1		Analysis Time..: 00:00	Analyst ID.....: 002260	
			Instrument ID..: I8				
Selenium	100	103	ug/L	103	SW846 6020	08/20-08/30/08	KVE571DL
			Dilution Factor: 1		Analysis Time..: 00:00	Analyst ID.....: 002260	
			Instrument ID..: I8				
Silver	100	103	ug/L	103	SW846 6020	08/20-08/30/08	KVE571DM
			Dilution Factor: 1		Analysis Time..: 00:00	Analyst ID.....: 002260	
			Instrument ID..: I8				
Thallium	100	100	ug/L	100	SW846 6020	08/20-08/30/08	KVE571DN
			Dilution Factor: 1		Analysis Time..: 00:00	Analyst ID.....: 002260	
			Instrument ID..: I8				
Vanadium	100	95.8	ug/L	96	SW846 6020	08/20-08/30/08	KVE571DP
			Dilution Factor: 1		Analysis Time..: 00:00	Analyst ID.....: 002260	
			Instrument ID..: I8				
Zinc	100	108	ug/L	108	SW846 6020	08/20-08/30/08	KVE571DQ
			Dilution Factor: 1		Analysis Time..: 00:00	Analyst ID.....: 002260	
			Instrument ID..: I8				
Chromium	100	98.0	ug/L	98	SW846 6020	08/20-08/30/08	KVE571DR
			Dilution Factor: 1		Analysis Time..: 00:00	Analyst ID.....: 002260	
			Instrument ID..: I8				
Mercury	5.0	5.3	ug/L	106	SW846 7470A	08/20-08/21/08	KVE571DT
			Dilution Factor: 1		Analysis Time..: 11:19	Analyst ID.....: 001576	
			Instrument ID..: H1				

LCS Lot-Sample#: A8H210000-014 **Prep Batch #...:** 8234014

Antimony	100	105	ug/L	105	SW846 6020	08/21-08/25/08	KVHE71C7
			Dilution Factor: 1		Analysis Time..: 14:09	Analyst ID.....: 001637	
			Instrument ID..: I8				
Arsenic	100	104	ug/L	104	SW846 6020	08/21-08/25/08	KVHE71C8
			Dilution Factor: 1		Analysis Time..: 14:09	Analyst ID.....: 001637	
			Instrument ID..: I8				

(Continued on next page)

LABORATORY CONTROL SAMPLE DATA REPORT

DISSOLVED Metals

Client Lot #...: 8H19109 **Matrix.....:** WATER

PARAMETER	SPIKE AMOUNT	MEASURED AMOUNT	UNITS	PERCNT RECVRY	METHOD	PREPARATION-ANALYSIS DATE	WORK ORDER #
Barium	100	97.9	ug/L	98	SW846 6020	08/21-08/25/08	KVHE71C9
			Dilution Factor: 1		Analysis Time..: 14:09	Analyst ID.....: 001637	
			Instrument ID..: I8				
Beryllium	100	109	ug/L	109	SW846 6020	08/21-08/25/08	KVHE71DA
			Dilution Factor: 1		Analysis Time..: 14:09	Analyst ID.....: 001637	
			Instrument ID..: I8				
Cadmium	100	111	ug/L	111	SW846 6020	08/21-08/25/08	KVHE71DC
			Dilution Factor: 1		Analysis Time..: 14:09	Analyst ID.....: 001637	
			Instrument ID..: I8				
Cobalt	100	102	ug/L	102	SW846 6020	08/21-08/25/08	KVHE71DD
			Dilution Factor: 1		Analysis Time..: 14:09	Analyst ID.....: 001637	
			Instrument ID..: I8				
Copper	100	112	ug/L	112	SW846 6020	08/21-08/25/08	KVHE71DE
			Dilution Factor: 1		Analysis Time..: 14:09	Analyst ID.....: 001637	
			Instrument ID..: I8				
Iron	1000	1180	ug/L	118	SW846 6020	08/21-08/25/08	KVHE71DF
			Dilution Factor: 1		Analysis Time..: 14:09	Analyst ID.....: 001637	
			Instrument ID..: I8				
Lead	100	97.1	ug/L	97	SW846 6020	08/21-08/25/08	KVHE71DG
			Dilution Factor: 1		Analysis Time..: 14:09	Analyst ID.....: 001637	
			Instrument ID..: I8				
Manganese	100	110	ug/L	110	SW846 6020	08/21-08/25/08	KVHE71DH
			Dilution Factor: 1		Analysis Time..: 14:09	Analyst ID.....: 001637	
			Instrument ID..: I8				
Molybdenum	100	103	ug/L	103	SW846 6020	08/21-08/25/08	KVHE71DJ
			Dilution Factor: 1		Analysis Time..: 14:09	Analyst ID.....: 001637	
			Instrument ID..: I8				
Nickel	100	109	ug/L	109	SW846 6020	08/21-08/25/08	KVHE71DK
			Dilution Factor: 1		Analysis Time..: 14:09	Analyst ID.....: 001637	
			Instrument ID..: I8				
Selenium	100	102	ug/L	102	SW846 6020	08/21-08/25/08	KVHE71DL
			Dilution Factor: 1		Analysis Time..: 14:09	Analyst ID.....: 001637	
			Instrument ID..: I8				

(Continued on next page)

LABORATORY CONTROL SAMPLE DATA REPORT

DISSOLVED Metals

Client Lot #...: 8H19109 **Matrix.....:** WATER

PARAMETER	SPIKE AMOUNT	MEASURED AMOUNT	UNITS	PERCNT RECVRY	METHOD	PREPARATION-ANALYSIS DATE	WORK ORDER #
Silver	100	115 N	ug/L	115	SW846 6020	08/21-08/25/08	KVHE71DM
			Dilution Factor: 1		Analysis Time..: 14:09	Analyst ID.....: 001637	
			Instrument ID..: I8				
Thallium	100	94.6	ug/L	95	SW846 6020	08/21-08/25/08	KVHE71DN
			Dilution Factor: 1		Analysis Time..: 14:09	Analyst ID.....: 001637	
			Instrument ID..: I8				
Vanadium	100	100	ug/L	100	SW846 6020	08/21-08/25/08	KVHE71DP
			Dilution Factor: 1		Analysis Time..: 14:09	Analyst ID.....: 001637	
			Instrument ID..: I8				
Zinc	100	114	ug/L	114	SW846 6020	08/21-08/25/08	KVHE71DQ
			Dilution Factor: 1		Analysis Time..: 14:09	Analyst ID.....: 001637	
			Instrument ID..: I8				
Chromium	100	103	ug/L	103	SW846 6020	08/21-08/25/08	KVHE71DR
			Dilution Factor: 1		Analysis Time..: 14:09	Analyst ID.....: 001637	
			Instrument ID..: I8				
Mercury	5.0	5.9	ug/L	117	SW846 7470A	08/21/08	KVHE71DT
			Dilution Factor: 1		Analysis Time..: 16:32	Analyst ID.....: 001576	
			Instrument ID..: H1				

LCS Lot-Sample#: A8H220000-014 **Prep Batch #...:** 8235014

Antimony	100	105	ug/L	105	SW846 6020	08/22-08/25/08	KVK3K1DH
			Dilution Factor: 1		Analysis Time..: 12:02	Analyst ID.....: 001637	
			Instrument ID..: I8				
Arsenic	100	106	ug/L	106	SW846 6020	08/22-08/25/08	KVK3K1DJ
			Dilution Factor: 1		Analysis Time..: 12:02	Analyst ID.....: 001637	
			Instrument ID..: I8				
Barium	100	97.0	ug/L	97	SW846 6020	08/22-08/25/08	KVK3K1DK
			Dilution Factor: 1		Analysis Time..: 12:02	Analyst ID.....: 001637	
			Instrument ID..: I8				
Beryllium	100	113	ug/L	113	SW846 6020	08/22-08/25/08	KVK3K1DL
			Dilution Factor: 1		Analysis Time..: 12:02	Analyst ID.....: 001637	
			Instrument ID..: I8				
Cadmium	100	113	ug/L	113	SW846 6020	08/22-08/25/08	KVK3K1DM
			Dilution Factor: 1		Analysis Time..: 12:02	Analyst ID.....: 001637	
			Instrument ID..: I8				

(Continued on next page)

LABORATORY CONTROL SAMPLE DATA REPORT

DISSOLVED Metals

Client Lot #...: 8H19109 **Matrix.....:** WATER

PARAMETER	SPIKE AMOUNT	MEASURED AMOUNT	UNITS	PERCNT RECVRY	METHOD	PREPARATION-ANALYSIS DATE	WORK ORDER #
Cobalt	100	105	ug/L	105	SW846 6020	08/22-08/25/08	KVK3K1DN
			Dilution Factor: 1		Analysis Time..: 12:02	Analyst ID.....: 001637	
			Instrument ID..: I8				
Copper	100	111	ug/L	111	SW846 6020	08/22-08/29/08	KVK3K1DP
			Dilution Factor: 1		Analysis Time..: 16:04	Analyst ID.....: 002260	
			Instrument ID..: I8				
Iron	1000	1180	ug/L	118	SW846 6020	08/22-08/25/08	KVK3K1DQ
			Dilution Factor: 1		Analysis Time..: 12:02	Analyst ID.....: 001637	
			Instrument ID..: I8				
Lead	100	96.8	ug/L	97	SW846 6020	08/22-08/25/08	KVK3K1DR
			Dilution Factor: 1		Analysis Time..: 12:02	Analyst ID.....: 001637	
			Instrument ID..: I8				
Manganese	100	109	ug/L	109	SW846 6020	08/22-08/25/08	KVK3K1DT
			Dilution Factor: 1		Analysis Time..: 12:02	Analyst ID.....: 001637	
			Instrument ID..: I8				
Molybdenum	100	103	ug/L	103	SW846 6020	08/22-08/25/08	KVK3K1DU
			Dilution Factor: 1		Analysis Time..: 12:02	Analyst ID.....: 001637	
			Instrument ID..: I8				
Nickel	100	111	ug/L	111	SW846 6020	08/22-08/25/08	KVK3K1DV
			Dilution Factor: 1		Analysis Time..: 12:02	Analyst ID.....: 001637	
			Instrument ID..: I8				
Selenium	100	103	ug/L	103	SW846 6020	08/22-08/25/08	KVK3K1DW
			Dilution Factor: 1		Analysis Time..: 12:02	Analyst ID.....: 001637	
			Instrument ID..: I8				
Silver	100	110	ug/L	110	SW846 6020	08/22-08/29/08	KVK3K1DX
			Dilution Factor: 1		Analysis Time..: 16:04	Analyst ID.....: 002260	
			Instrument ID..: I8				
Thallium	100	94.2	ug/L	94	SW846 6020	08/22-08/25/08	KVK3K1D0
			Dilution Factor: 1		Analysis Time..: 12:02	Analyst ID.....: 001637	
			Instrument ID..: I8				
Vanadium	100	103	ug/L	103	SW846 6020	08/22-08/25/08	KVK3K1D1
			Dilution Factor: 1		Analysis Time..: 12:02	Analyst ID.....: 001637	
			Instrument ID..: I8				

(Continued on next page)

LABORATORY CONTROL SAMPLE DATA REPORT

DISSOLVED Metals

Client Lot #...: 8H19109 **Matrix.....:** WATER

PARAMETER	SPIKE AMOUNT	MEASURED AMOUNT	UNITS	PERCNT RECVRY	METHOD	PREPARATION-ANALYSIS DATE	WORK ORDER #
Zinc	100	112	ug/L	112	SW846 6020	08/22-08/30/08	KVK3K1D2
			Dilution Factor: 1		Analysis Time..: 06:56	Analyst ID.....: 002260	
			Instrument ID..: I8				
Chromium	100	104	ug/L	104	SW846 6020	08/22-08/25/08	KVK3K1D3
			Dilution Factor: 1		Analysis Time..: 12:02	Analyst ID.....: 001637	
			Instrument ID..: I8				
Mercury	5.0	4.7	ug/L	95	SW846 7470A	08/22-08/27/08	KVK3K1D4
			Dilution Factor: 1		Analysis Time..: 09:14	Analyst ID.....: 002260	
			Instrument ID..: H1				

NOTE(S):

Calculations are performed before rounding to avoid round-off errors in calculated results.

N Spiked analyte recovery is outside stated control limits.

MATRIX SPIKE SAMPLE DATA REPORT

TOTAL Metals

Client Lot #...: 8H19109 **Matrix.....:** WG
Date Sampled...: 08/18/08 11:41 **Date Received..:** 08/19/08

PARAMETER	SAMPLE AMOUNT	SPIKE AMT	MEASURED AMOUNT	UNITS	PERCENT RECOVERY	METHOD	PREPARATION-ANALYSIS DATE	WORK ORDER #
MS Lot-Sample #: A8H190109-002 **Prep Batch #...:** 8233012								
Antimony	0.069	100	99.8	ug/L	100	SW846 6020	08/20-08/30/08	KVC5F1CN
			Dilution Factor: 1		Analysis Time..: 00:04		Instrument ID..: I8	
			Analyst ID.....: 002260					
Arsenic	7.8	100	107	ug/L	99	SW846 6020	08/20-08/30/08	KVC5F1CP
			Dilution Factor: 1		Analysis Time..: 00:04		Instrument ID..: I8	
			Analyst ID.....: 002260					
Barium	13.5	100	118	ug/L	105	SW846 6020	08/20-08/30/08	KVC5F1CQ
			Dilution Factor: 1		Analysis Time..: 00:04		Instrument ID..: I8	
			Analyst ID.....: 002260					
Beryllium	6.5	100	110	ug/L	103	SW846 6020	08/20-09/02/08	KVC5F1CR
			Dilution Factor: 1		Analysis Time..: 15:39		Instrument ID..: I8	
			Analyst ID.....: 001637					
Cadmium	12.4	100	113	ug/L	100	SW846 6020	08/20-08/30/08	KVC5F1CT
			Dilution Factor: 1		Analysis Time..: 00:04		Instrument ID..: I8	
			Analyst ID.....: 002260					
Chromium	13.3	100	106	ug/L	92	SW846 6020	08/20-08/30/08	KVC5F1C8
			Dilution Factor: 1		Analysis Time..: 00:04		Instrument ID..: I8	
			Analyst ID.....: 002260					
Cobalt	49.6	100	139	ug/L	90	SW846 6020	08/20-08/30/08	KVC5F1CU
			Dilution Factor: 1		Analysis Time..: 00:04		Instrument ID..: I8	
			Analyst ID.....: 002260					
Copper	41.8	100	135	ug/L	93	SW846 6020	08/20-08/30/08	KVC5F1CV
			Dilution Factor: 1		Analysis Time..: 00:04		Instrument ID..: I8	
			Analyst ID.....: 002260					
Iron	22300	1000	23800	ug/L		SW846 6020	08/20-08/30/08	KVC5F1CW
			Qualifiers: NC,MSB					
			Dilution Factor: 1		Analysis Time..: 00:04		Instrument ID..: I8	
			Analyst ID.....: 002260					
Lead	3.5	100	106	ug/L	102	SW846 6020	08/20-08/30/08	KVC5F1CX
			Dilution Factor: 1		Analysis Time..: 00:04		Instrument ID..: I8	
			Analyst ID.....: 002260					

(Continued on next page)

MATRIX SPIKE SAMPLE DATA REPORT

TOTAL Metals

Client Lot #...: 8H19109 **Matrix.....:** WG
Date Sampled...: 08/18/08 11:41 **Date Received..:** 08/19/08

PARAMETER	SAMPLE AMOUNT	SPIKE AMT	MEASURED AMOUNT	UNITS	PERCENT RECOVERY	METHOD	PREPARATION-ANALYSIS DATE	WORK ORDER #
Manganese	2350	100	2670	ug/L		SW846 6020	08/20-09/02/08	KVC5F1C0
			Qualifiers: NC,MSB					
			Dilution Factor: 1		Analysis Time..: 15:39		Instrument ID..: I8	
			Analyst ID.....: 001637					
Molybdenum	1.1	100	98.1	ug/L	97	SW846 6020	08/20-08/30/08	KVC5F1C1
			Dilution Factor: 1		Analysis Time..: 00:04		Instrument ID..: I8	
			Analyst ID.....: 002260					
Nickel	78.1	100	171	ug/L	92	SW846 6020	08/20-08/30/08	KVC5F1C2
			Dilution Factor: 1		Analysis Time..: 00:04		Instrument ID..: I8	
			Analyst ID.....: 002260					
Selenium	19.1	100	124	ug/L	105	SW846 6020	08/20-08/30/08	KVC5F1C3
			Dilution Factor: 1		Analysis Time..: 00:04		Instrument ID..: I8	
			Analyst ID.....: 002260					
Silver	ND	100	96.2	ug/L	96	SW846 6020	08/20-08/30/08	KVC5F1C4
			Dilution Factor: 1		Analysis Time..: 00:04		Instrument ID..: I8	
			Analyst ID.....: 002260					
Thallium	0.62	100	108	ug/L	107	SW846 6020	08/20-08/30/08	KVC5F1C5
			Dilution Factor: 1		Analysis Time..: 00:04		Instrument ID..: I8	
			Analyst ID.....: 002260					
Vanadium	35.7	100	128	ug/L	93	SW846 6020	08/20-08/30/08	KVC5F1C6
			Dilution Factor: 1		Analysis Time..: 00:04		Instrument ID..: I8	
			Analyst ID.....: 002260					
Zinc	386	100	487	ug/L	101	SW846 6020	08/20-08/30/08	KVC5F1C7
			Dilution Factor: 1		Analysis Time..: 00:04		Instrument ID..: I8	
			Analyst ID.....: 002260					
Mercury	ND	1.0	1.0	ug/L	100	SW846 7470A	08/20-08/21/08	KVC5F1C9
			Dilution Factor: 1		Analysis Time..: 11:20		Instrument ID..: H1	
			Analyst ID.....: 001576					

NOTE(S):

Calculations are performed before rounding to avoid round-off errors in calculated results.

NC The recovery and/or RPD were not calculated.

MSB The recovery and RPD were not calculated because the sample amount was greater than four times the spike amount.

MATRIX SPIKE SAMPLE DATA REPORT

TOTAL Metals

Client Lot #...: 8H19109 **Matrix.....:** WG
Date Sampled...: 08/19/08 11:25 **Date Received..:** 08/20/08

PARAMETER	SAMPLE AMOUNT	SPIKE AMT	MEASURED AMOUNT	UNITS	PERCENT RECOVERY	METHOD	PREPARATION-ANALYSIS DATE	WORK ORDER #
MS Lot-Sample #: A8H200234-001 **Prep Batch #...:** 8234014								
Antimony	0.19	100	90.1	ug/L	90	SW846 6020	08/21-08/25/08	KVGCK1CN
			Dilution Factor: 1			Analysis Time..: 14:15	Instrument ID..: I8	
			Analyst ID.....: 001637					
Arsenic	3.6	100	90.3	ug/L	87	SW846 6020	08/21-08/25/08	KVGCK1CP
			Dilution Factor: 1			Analysis Time..: 14:15	Instrument ID..: I8	
			Analyst ID.....: 001637					
Barium	119	100	204	ug/L	86	SW846 6020	08/21-08/25/08	KVGCK1CQ
			Dilution Factor: 1			Analysis Time..: 14:15	Instrument ID..: I8	
			Analyst ID.....: 001637					
Beryllium	0.14	100	94.0	ug/L	94	SW846 6020	08/21-08/25/08	KVGCK1CR
			Dilution Factor: 1			Analysis Time..: 14:15	Instrument ID..: I8	
			Analyst ID.....: 001637					
Cadmium	0.13	100	94.4	ug/L	94	SW846 6020	08/21-08/25/08	KVGCK1CT
			Dilution Factor: 1			Analysis Time..: 14:15	Instrument ID..: I8	
			Analyst ID.....: 001637					
Chromium	5.7	100	92.8	ug/L	87	SW846 6020	08/21-08/25/08	KVGCK1C8
			Dilution Factor: 1			Analysis Time..: 14:15	Instrument ID..: I8	
			Analyst ID.....: 001637					
Cobalt	23.0	100	108	ug/L	85	SW846 6020	08/21-08/25/08	KVGCK1CU
			Dilution Factor: 1			Analysis Time..: 14:15	Instrument ID..: I8	
			Analyst ID.....: 001637					
Copper	4.7	100	96.5	ug/L	92	SW846 6020	08/21-08/25/08	KVGCK1CV
			Dilution Factor: 1			Analysis Time..: 14:15	Instrument ID..: I8	
			Analyst ID.....: 001637					
Iron	32200	1000	32800	ug/L		SW846 6020	08/21-08/25/08	KVGCK1CW
			Qualifiers: NC,MSB					
			Dilution Factor: 1			Analysis Time..: 14:15	Instrument ID..: I8	
			Analyst ID.....: 001637					
Lead	2.4	100	86.1	ug/L	84	SW846 6020	08/21-08/25/08	KVGCK1CX
			Dilution Factor: 1			Analysis Time..: 14:15	Instrument ID..: I8	
			Analyst ID.....: 001637					

(Continued on next page)

MATRIX SPIKE SAMPLE DATA REPORT

TOTAL Metals

Client Lot #...: 8H19109 **Matrix.....:** WG
Date Sampled...: 08/19/08 11:25 **Date Received..:** 08/20/08

PARAMETER	SAMPLE AMOUNT	SPIKE AMT	MEASURED AMOUNT	UNITS	PERCENT RECOVERY	METHOD	PREPARATION-ANALYSIS DATE	WORK ORDER #
Manganese	741	100	811	ug/L		SW846 6020	08/21-08/25/08	KVGCK1C0
			Qualifiers: NC,MSB					
			Dilution Factor: 1		Analysis Time..: 14:15		Instrument ID..: I8	
			Analyst ID.....: 001637					
Molybdenum	0.70	100	89.3	ug/L	89	SW846 6020	08/21-08/25/08	KVGCK1C1
			Dilution Factor: 1		Analysis Time..: 14:15		Instrument ID..: I8	
			Analyst ID.....: 001637					
Nickel	10.1	100	99.6	ug/L	89	SW846 6020	08/21-08/25/08	KVGCK1C2
			Dilution Factor: 1		Analysis Time..: 14:15		Instrument ID..: I8	
			Analyst ID.....: 001637					
Selenium	ND	100	86.7	ug/L	87	SW846 6020	08/21-08/25/08	KVGCK1C3
			Dilution Factor: 1		Analysis Time..: 14:15		Instrument ID..: I8	
			Analyst ID.....: 001637					
Silver	0.028	100	95.7	ug/L	96	SW846 6020	08/21-08/25/08	KVGCK1C4
			Dilution Factor: 1		Analysis Time..: 14:15		Instrument ID..: I8	
			Analyst ID.....: 001637					
Thallium	ND	100	80.7	ug/L	81	SW846 6020	08/21-08/25/08	KVGCK1C5
			Dilution Factor: 1		Analysis Time..: 14:15		Instrument ID..: I8	
			Analyst ID.....: 001637					
Vanadium	4.7	100	92.7	ug/L	88	SW846 6020	08/21-08/25/08	KVGCK1C6
			Dilution Factor: 1		Analysis Time..: 14:15		Instrument ID..: I8	
			Analyst ID.....: 001637					
Zinc	60.5	100	151	ug/L	91	SW846 6020	08/21-08/25/08	KVGCK1C7
			Dilution Factor: 1		Analysis Time..: 14:15		Instrument ID..: I8	
			Analyst ID.....: 001637					
Mercury	ND	1.0	1.2	ug/L	116	SW846 7470A	08/21/08	KVGCK1C9
			Dilution Factor: 1		Analysis Time..: 16:34		Instrument ID..: H1	
			Analyst ID.....: 001576					

NOTE(S):

Calculations are performed before rounding to avoid round-off errors in calculated results.

NC The recovery and/or RPD were not calculated.

MSB The recovery and RPD were not calculated because the sample amount was greater than four times the spike amount.

MATRIX SPIKE SAMPLE DATA REPORT

TOTAL Metals

Client Lot #...: 8H19109 **Matrix.....:** WG
Date Sampled...: 08/20/08 13:09 **Date Received..:** 08/21/08

PARAMETER	SAMPLE AMOUNT	SPIKE AMT	MEASURED AMOUNT	UNITS	PERCENT RECOVERY	METHOD	PREPARATION-ANALYSIS DATE	WORK ORDER #
MS Lot-Sample #: A8H210130-002 **Prep Batch #...:** 8235014								
Antimony	0.45	100	92.4	ug/L	92	SW846 6020	08/22-08/25/08	KVHVL1CN
			Dilution Factor: 1			Analysis Time..: 13:13	Instrument ID..: I8	
			Analyst ID.....: 001637					
Arsenic	4.5	100	95.8	ug/L	91	SW846 6020	08/22-08/25/08	KVHVL1CP
			Dilution Factor: 1			Analysis Time..: 13:13	Instrument ID..: I8	
			Analyst ID.....: 001637					
Barium	15.4	100	106	ug/L	90	SW846 6020	08/22-08/25/08	KVHVL1CQ
			Dilution Factor: 1			Analysis Time..: 13:13	Instrument ID..: I8	
			Analyst ID.....: 001637					
Beryllium	5.8	100	103	ug/L	97	SW846 6020	08/22-08/25/08	KVHVL1CR
			Dilution Factor: 1			Analysis Time..: 13:13	Instrument ID..: I8	
			Analyst ID.....: 001637					
Cadmium	37.8	100	137	ug/L	100	SW846 6020	08/22-08/25/08	KVHVL1CT
			Dilution Factor: 1			Analysis Time..: 13:13	Instrument ID..: I8	
			Analyst ID.....: 001637					
Chromium	15.7	100	106	ug/L	90	SW846 6020	08/22-08/25/08	KVHVL1C8
			Dilution Factor: 1			Analysis Time..: 13:13	Instrument ID..: I8	
			Analyst ID.....: 001637					
Cobalt	70.4	100	161	ug/L	91	SW846 6020	08/22-08/25/08	KVHVL1CU
			Dilution Factor: 1			Analysis Time..: 13:13	Instrument ID..: I8	
			Analyst ID.....: 001637					
Copper	181	100	282	ug/L	101	SW846 6020	08/22-08/25/08	KVHVL1CV
			Dilution Factor: 1			Analysis Time..: 13:13	Instrument ID..: I8	
			Analyst ID.....: 001637					
Iron	24100	1000	26000	ug/L		SW846 6020	08/22-08/25/08	KVHVL1CW
			Qualifiers: NC,MSB					
			Dilution Factor: 1			Analysis Time..: 13:13	Instrument ID..: I8	
			Analyst ID.....: 001637					
Lead	12.4	100	102	ug/L	89	SW846 6020	08/22-08/25/08	KVHVL1CX
			Dilution Factor: 1			Analysis Time..: 13:13	Instrument ID..: I8	
			Analyst ID.....: 001637					

(Continued on next page)

MATRIX SPIKE SAMPLE DATA REPORT

TOTAL Metals

Client Lot #...: 8H19109
Date Sampled...: 08/20/08 13:09 **Date Received..:** 08/21/08 **Matrix.....:** WG

PARAMETER	SAMPLE AMOUNT	SPIKE AMT	MEASURED AMOUNT	UNITS	PERCENT RECOVERY	METHOD	PREPARATION-ANALYSIS DATE	WORK ORDER #
Manganese	4100	100	4260	ug/L		SW846 6020	08/22-08/25/08	KVHVL1C0
			Qualifiers: NC,MSB					
			Dilution Factor: 1			Analysis Time..: 13:13	Instrument ID..: I8	
			Analyst ID.....: 001637					
Molybdenum	1.5	100	94.3	ug/L	93	SW846 6020	08/22-08/25/08	KVHVL1C1
			Dilution Factor: 1			Analysis Time..: 13:13	Instrument ID..: I8	
			Analyst ID.....: 001637					
Nickel	82.3	100	178	ug/L	95	SW846 6020	08/22-08/25/08	KVHVL1C2
			Dilution Factor: 1			Analysis Time..: 13:13	Instrument ID..: I8	
			Analyst ID.....: 001637					
Selenium	3.6	100	96.8	ug/L	93	SW846 6020	08/22-08/25/08	KVHVL1C3
			Dilution Factor: 1			Analysis Time..: 13:13	Instrument ID..: I8	
			Analyst ID.....: 001637					
Silver	ND	100	96.6	ug/L	97	SW846 6020	08/22-08/25/08	KVHVL1C4
			Dilution Factor: 1			Analysis Time..: 13:13	Instrument ID..: I8	
			Analyst ID.....: 001637					
Thallium	0.24	100	85.9	ug/L	86	SW846 6020	08/22-08/25/08	KVHVL1C5
			Dilution Factor: 1			Analysis Time..: 13:13	Instrument ID..: I8	
			Analyst ID.....: 001637					
Vanadium	2.9	100	91.4	ug/L	89	SW846 6020	08/22-08/25/08	KVHVL1C6
			Dilution Factor: 1			Analysis Time..: 13:13	Instrument ID..: I8	
			Analyst ID.....: 001637					
Zinc	504	100	618	ug/L		SW846 6020	08/22-08/25/08	KVHVL1C7
			Qualifiers: NC,MSB					
			Dilution Factor: 1			Analysis Time..: 13:13	Instrument ID..: I8	
			Analyst ID.....: 001637					
Mercury	ND	1.0	1.1	ug/L	107	SW846 7470A	08/22-08/27/08	KVHVL1C9
			Dilution Factor: 1			Analysis Time..: 09:15	Instrument ID..: H1	
			Analyst ID.....: 002260					

NOTE(S):

Calculations are performed before rounding to avoid round-off errors in calculated results.

NC The recovery and/or RPD were not calculated.

MSB The recovery and RPD were not calculated because the sample amount was greater than four times the spike amount.

SAMPLE DUPLICATE EVALUATION REPORT

Metals

Client Lot #...: A8H190109 **Work Order #...:** KVC5F-SMP KVC5F-DUP **Matrix.....:** WG

Date Sampled...: 08/18/08 11:41 **Date Received..:** 08/19/08

PARAM	RESULT	DUPLICATE RESULT	UNITS	RPD	RPD LIMIT	METHOD	PREPARATION-ANALYSIS DATE	PREP BATCH #
Silver						SD Lot-Sample #: A8H190109-002		
	ND	ND	ug/L	0	(0-20)	SW846 6020	08/20-08/30/08	8233012
			Dilution Factor: 1			Analysis Time..: 00:04	Analyst ID.....: 002260	
			Instrument ID..: I8					
Arsenic						SD Lot-Sample #: A8H190109-002		
	7.8	8.1	ug/L	4.8	(0-20)	SW846 6020	08/20-08/30/08	8233012
			Dilution Factor: 1			Analysis Time..: 00:04	Analyst ID.....: 002260	
			Instrument ID..: I8					
Barium						SD Lot-Sample #: A8H190109-002		
	13.5	13.8	ug/L	1.7	(0-20)	SW846 6020	08/20-08/30/08	8233012
			Dilution Factor: 1			Analysis Time..: 00:04	Analyst ID.....: 002260	
			Instrument ID..: I8					
Beryllium						SD Lot-Sample #: A8H190109-002		
	6.5	6.5	ug/L	0.89	(0-20)	SW846 6020	08/20-09/02/08	8233012
			Dilution Factor: 1			Analysis Time..: 15:39	Analyst ID.....: 001637	
			Instrument ID..: I8					
Cadmium						SD Lot-Sample #: A8H190109-002		
	12.4	12.6	ug/L	1.6	(0-20)	SW846 6020	08/20-08/30/08	8233012
			Dilution Factor: 1			Analysis Time..: 00:04	Analyst ID.....: 002260	
			Instrument ID..: I8					
Cobalt						SD Lot-Sample #: A8H190109-002		
	49.6	49.8	ug/L	0.50	(0-20)	SW846 6020	08/20-08/30/08	8233012
			Dilution Factor: 1			Analysis Time..: 00:04	Analyst ID.....: 002260	
			Instrument ID..: I8					
Chromium						SD Lot-Sample #: A8H190109-002		
	13.3	19.2	ug/L	37	(0-20)	SW846 6020	08/20-08/30/08	8233012
			Dilution Factor: 1			Analysis Time..: 00:04	Analyst ID.....: 002260	
			Instrument ID..: I8					
Copper						SD Lot-Sample #: A8H190109-002		
	41.8	42.7	ug/L	2.2	(0-20)	SW846 6020	08/20-08/30/08	8233012
			Dilution Factor: 1			Analysis Time..: 00:04	Analyst ID.....: 002260	
			Instrument ID..: I8					
Iron						SD Lot-Sample #: A8H190109-002		
	22300	22600	ug/L	1.6	(0-20)	SW846 6020	08/20-08/30/08	8233012
			Dilution Factor: 1			Analysis Time..: 00:04	Analyst ID.....: 002260	
			Instrument ID..: I8					

(Continued on next page)

SAMPLE DUPLICATE EVALUATION REPORT

Metals

Lot-Sample #...: A8H190109-000 **Work Order #...:** KVC5F-SMP KVC5F-DUP **Matrix.....:** WG

PARAM	RESULT	DUPLICATE RESULT	UNITS	RPD	RPD LIMIT	METHOD	PREPARATION-ANALYSIS DATE	PREP BATCH #
Manganese						SD Lot-Sample #: A8H190109-002		
	2350	2480	ug/L	5.3	(0-20)	SW846 6020	08/20-09/02/08	8233012
		Dilution Factor: 1				Analysis Time..: 15:39	Analyst ID.....: 001637	
		Instrument ID..: I8						
Molybdenum						SD Lot-Sample #: A8H190109-002		
	1.1 B	1.7 B	ug/L	41 OK	(0-20)	SW846 6020	08/20-08/30/08	8233012
		Dilution Factor: 1				Analysis Time..: 00:04	Analyst ID.....: 002260	
		Instrument ID..: I8						
Nickel						SD Lot-Sample #: A8H190109-002		
	78.1	79.5	ug/L	1.8	(0-20)	SW846 6020	08/20-08/30/08	8233012
		Dilution Factor: 1				Analysis Time..: 00:04	Analyst ID.....: 002260	
		Instrument ID..: I8						
Lead						SD Lot-Sample #: A8H190109-002		
	3.5	3.6	ug/L	0.68	(0-20)	SW846 6020	08/20-08/30/08	8233012
		Dilution Factor: 1				Analysis Time..: 00:04	Analyst ID.....: 002260	
		Instrument ID..: I8						
Antimony						SD Lot-Sample #: A8H190109-002		
	0.069 B	0.042 B	ug/L	49 OK	(0-20)	SW846 6020	08/20-08/30/08	8233012
		Dilution Factor: 1				Analysis Time..: 00:04	Analyst ID.....: 002260	
		Instrument ID..: I8						
Selenium						SD Lot-Sample #: A8H190109-002		
	19.1	18.7	ug/L	2.3	(0-20)	SW846 6020	08/20-08/30/08	8233012
		Dilution Factor: 1				Analysis Time..: 00:04	Analyst ID.....: 002260	
		Instrument ID..: I8						
Thallium						SD Lot-Sample #: A8H190109-002		
	0.62 B	0.34 B	ug/L	59 OK	(0-20)	SW846 6020	08/20-08/30/08	8233012
		Dilution Factor: 1				Analysis Time..: 00:04	Analyst ID.....: 002260	
		Instrument ID..: I8						
Vanadium						SD Lot-Sample #: A8H190109-002		
	35.7	35.1	ug/L	1.8	(0-20)	SW846 6020	08/20-08/30/08	8233012
		Dilution Factor: 1				Analysis Time..: 00:04	Analyst ID.....: 002260	
		Instrument ID..: I8						
Zinc						SD Lot-Sample #: A8H190109-002		
	386 J	389	ug/L	0.93	(0-20)	SW846 6020	08/20-08/30/08	8233012
		Dilution Factor: 1				Analysis Time..: 00:04	Analyst ID.....: 002260	
		Instrument ID..: I8						

(Continued on next page)

SAMPLE DUPLICATE EVALUATION REPORT

Metals

Lot-Sample #...: A8H190109-000 **Work Order #...:** KVC5F-SMP KVC5F-DUP **Matrix.....:** WG

PARAM	RESULT	DUPLICATE RESULT	UNITS	RPD	RPD LIMIT	METHOD	PREPARATION-ANALYSIS DATE	PREP BATCH #
Mercury						SD Lot-Sample #: A8H190109-002		
	ND	ND	ug/L	0	(0-20)	SW846 7470A	08/20-08/21/08	8233012

Dilution Factor: 1 Analysis Time..: 11:20 Analyst ID.....: 001576
Instrument ID..: H1

NOTE(S):

Calculations are performed before rounding to avoid round-off errors in calculated results.

B Estimated result. Result is less than RL.

J Method blank contamination. The associated method blank contains the target analyte at a reportable level.

SAMPLE DUPLICATE EVALUATION REPORT

Metals

Client Lot #...: A8H190109 **Work Order #...:** KVGCK-SMP KVGCK-DUP **Matrix.....:** WG

Date Sampled...: 08/19/08 11:25 **Date Received..:** 08/20/08

PARAM	RESULT	DUPLICATE RESULT	UNITS	RPD	RPD LIMIT	METHOD	PREPARATION-ANALYSIS DATE	PREP BATCH #
Silver						SD Lot-Sample #: A8H200234-001		
	0.028 B	0.034 B	ug/L	19	(0-20)	SW846 6020	08/21-08/25/08	8234014
			Dilution Factor: 1			Analysis Time..: 14:15	Analyst ID.....: 001637	
			Instrument ID..: I8					
Arsenic						SD Lot-Sample #: A8H200234-001		
	3.6 B	3.4 B	ug/L	4.0	(0-20)	SW846 6020	08/21-08/25/08	8234014
			Dilution Factor: 1			Analysis Time..: 14:15	Analyst ID.....: 001637	
			Instrument ID..: I8					
Barium						SD Lot-Sample #: A8H200234-001		
	119 J	116	ug/L	2.0	(0-20)	SW846 6020	08/21-08/25/08	8234014
			Dilution Factor: 1			Analysis Time..: 14:15	Analyst ID.....: 001637	
			Instrument ID..: I8					
Beryllium						SD Lot-Sample #: A8H200234-001		
	0.14 B	0.12 B	ug/L	18	(0-20)	SW846 6020	08/21-08/25/08	8234014
			Dilution Factor: 1			Analysis Time..: 14:15	Analyst ID.....: 001637	
			Instrument ID..: I8					
Cadmium						SD Lot-Sample #: A8H200234-001		
	0.13 B	0.14 B	ug/L	5.2	(0-20)	SW846 6020	08/21-08/25/08	8234014
			Dilution Factor: 1			Analysis Time..: 14:15	Analyst ID.....: 001637	
			Instrument ID..: I8					
Cobalt						SD Lot-Sample #: A8H200234-001		
	23.0	21.9	ug/L	4.8	(0-20)	SW846 6020	08/21-08/25/08	8234014
			Dilution Factor: 1			Analysis Time..: 14:15	Analyst ID.....: 001637	
			Instrument ID..: I8					
Chromium						SD Lot-Sample #: A8H200234-001		
	5.7 J	5.8	ug/L	0.42	(0-20)	SW846 6020	08/21-08/25/08	8234014
			Dilution Factor: 1			Analysis Time..: 14:15	Analyst ID.....: 001637	
			Instrument ID..: I8					
Copper						SD Lot-Sample #: A8H200234-001		
	4.7 J	4.6	ug/L	2.3	(0-20)	SW846 6020	08/21-08/25/08	8234014
			Dilution Factor: 1			Analysis Time..: 14:15	Analyst ID.....: 001637	
			Instrument ID..: I8					
Iron						SD Lot-Sample #: A8H200234-001		
	32200 J	30900	ug/L	4.1	(0-20)	SW846 6020	08/21-08/25/08	8234014
			Dilution Factor: 1			Analysis Time..: 14:15	Analyst ID.....: 001637	
			Instrument ID..: I8					

(Continued on next page)

SAMPLE DUPLICATE EVALUATION REPORT

Metals

Lot-Sample #...: A8H190109-000 **Work Order #...:** KVGCK-SMP KVGCK-DUP **Matrix.....:** WG

PARAM	RESULT	DUPLICATE RESULT	UNITS	RPD	RPD LIMIT	METHOD	PREPARATION-ANALYSIS DATE	PREP BATCH #
Manganese	741 J	700	ug/L	5.6	(0-20)	SW846 6020	08/21-08/25/08	8234014
		Dilution Factor: 1				Analysis Time..: 14:15	Analyst ID.....: 001637	
		Instrument ID..: I8						
						SD Lot-Sample #: A8H200234-001		
Molybdenum	0.70 B	0.67 B	ug/L	4.0	(0-20)	SW846 6020	08/21-08/25/08	8234014
		Dilution Factor: 1				Analysis Time..: 14:15	Analyst ID.....: 001637	
		Instrument ID..: I8						
						SD Lot-Sample #: A8H200234-001		
Nickel	10.1 J	10	ug/L	1.9	(0-20)	SW846 6020	08/21-08/25/08	8234014
		Dilution Factor: 1				Analysis Time..: 14:15	Analyst ID.....: 001637	
		Instrument ID..: I8						
						SD Lot-Sample #: A8H200234-001		
Lead	2.4 J	2.3	ug/L	4.4	(0-20)	SW846 6020	08/21-08/25/08	8234014
		Dilution Factor: 1				Analysis Time..: 14:15	Analyst ID.....: 001637	
		Instrument ID..: I8						
						SD Lot-Sample #: A8H200234-001		
Antimony	0.19 B	0.11 B	ug/L	53	(0-20)	SW846 6020	08/21-08/25/08	8234014
		Dilution Factor: 1				Analysis Time..: 14:15	Analyst ID.....: 001637	
		Instrument ID..: I8						
						SD Lot-Sample #: A8H200234-001		
Selenium	ND	0.26 B	ug/L	200	(0-20)	SW846 6020	08/21-08/25/08	8234014
		Dilution Factor: 1				Analysis Time..: 14:15	Analyst ID.....: 001637	
		Instrument ID..: I8						
						SD Lot-Sample #: A8H200234-001		
Thallium	ND	ND	ug/L	0	(0-20)	SW846 6020	08/21-08/25/08	8234014
		Dilution Factor: 1				Analysis Time..: 14:15	Analyst ID.....: 001637	
		Instrument ID..: I8						
						SD Lot-Sample #: A8H200234-001		
Vanadium	4.7 B	5.5 B	ug/L	16	(0-20)	SW846 6020	08/21-08/25/08	8234014
		Dilution Factor: 1				Analysis Time..: 14:15	Analyst ID.....: 001637	
		Instrument ID..: I8						
						SD Lot-Sample #: A8H200234-001		
Zinc	60.5 J	58.2	ug/L	3.8	(0-20)	SW846 6020	08/21-08/25/08	8234014
		Dilution Factor: 1				Analysis Time..: 14:15	Analyst ID.....: 001637	
		Instrument ID..: I8						

(Continued on next page)

SAMPLE DUPLICATE EVALUATION REPORT

Metals

Lot-Sample #...: A8H190109-000 **Work Order #...:** KVGCK-SMP KVGCK-DUP **Matrix.....:** WG

PARAM	RESULT	DUPLICATE RESULT	UNITS	RPD	RPD LIMIT	METHOD	PREPARATION-ANALYSIS DATE	PREP BATCH #
Mercury						SD Lot-Sample #: A8H200234-001		
	ND	ND	ug/L	0	(0-20)	SW846 7470A	08/21/08	8234014

Dilution Factor: 1 Analysis Time..: 16:34 Analyst ID.....: 001576
Instrument ID..: H1

NOTE(S):

Calculations are performed before rounding to avoid round-off errors in calculated results.

B Estimated result. Result is less than RL.

J Method blank contamination. The associated method blank contains the target analyte at a reportable level.

SAMPLE DUPLICATE EVALUATION REPORT

Metals

Client Lot #...: A8H190109 **Work Order #...:** KVHVL-SMP KVHVL-DUP **Matrix.....:** WG

Date Sampled...: 08/20/08 13:09 **Date Received..:** 08/21/08

PARAM	RESULT	DUPLICATE RESULT	UNITS	RPD	RPD LIMIT	METHOD	PREPARATION-ANALYSIS DATE	PREP BATCH #
Silver						SD Lot-Sample #: A8H210130-002		
	ND	ND	ug/L	0	(0-20)	SW846 6020	08/22-08/25/08	8235014
		Dilution Factor: 1				Analysis Time..: 13:13	Analyst ID.....: 001637	
		Instrument ID..: I8						
Arsenic						SD Lot-Sample #: A8H210130-002		
	4.5 B	4.7 B	ug/L	3.1	(0-20)	SW846 6020	08/22-08/25/08	8235014
		Dilution Factor: 1				Analysis Time..: 13:13	Analyst ID.....: 001637	
		Instrument ID..: I8						
Barium						SD Lot-Sample #: A8H210130-002		
	15.4 J	15.3	ug/L	0.91	(0-20)	SW846 6020	08/22-08/25/08	8235014
		Dilution Factor: 1				Analysis Time..: 13:13	Analyst ID.....: 001637	
		Instrument ID..: I8						
Beryllium						SD Lot-Sample #: A8H210130-002		
	5.8	6.0	ug/L	2.9	(0-20)	SW846 6020	08/22-08/25/08	8235014
		Dilution Factor: 1				Analysis Time..: 13:13	Analyst ID.....: 001637	
		Instrument ID..: I8						
Cadmium						SD Lot-Sample #: A8H210130-002		
	37.8	38.5	ug/L	1.9	(0-20)	SW846 6020	08/22-08/25/08	8235014
		Dilution Factor: 1				Analysis Time..: 13:13	Analyst ID.....: 001637	
		Instrument ID..: I8						
Cobalt						SD Lot-Sample #: A8H210130-002		
	70.4	71.0	ug/L	0.89	(0-20)	SW846 6020	08/22-08/25/08	8235014
		Dilution Factor: 1				Analysis Time..: 13:13	Analyst ID.....: 001637	
		Instrument ID..: I8						
Chromium						SD Lot-Sample #: A8H210130-002		
	15.7 J	21.5	ug/L	31	(0-20)	SW846 6020	08/22-08/25/08	8235014
		Dilution Factor: 1				Analysis Time..: 13:13	Analyst ID.....: 001637	
		Instrument ID..: I8						
Copper						SD Lot-Sample #: A8H210130-002		
	181 J	189	ug/L	4.1	(0-20)	SW846 6020	08/22-08/25/08	8235014
		Dilution Factor: 1				Analysis Time..: 13:13	Analyst ID.....: 001637	
		Instrument ID..: I8						
Iron						SD Lot-Sample #: A8H210130-002		
	24100 J	24400	ug/L	1.2	(0-20)	SW846 6020	08/22-08/25/08	8235014
		Dilution Factor: 1				Analysis Time..: 13:13	Analyst ID.....: 001637	
		Instrument ID..: I8						

(Continued on next page)

SAMPLE DUPLICATE EVALUATION REPORT

Metals

Lot-Sample #...: A8H190109-000 **Work Order #...:** KVHVL-SMP KVHVL-DUP **Matrix.....:** WG

PARAM	RESULT	DUPLICATE RESULT	UNITS	RPD	RPD LIMIT	METHOD	PREPARATION-ANALYSIS DATE	PREP BATCH #
Manganese						SD Lot-Sample #: A8H210130-002		
	4100 J	4080	ug/L	0.46	(0-20)	SW846 6020	08/22-08/25/08	8235014
		Dilution Factor: 1				Analysis Time..: 13:13	Analyst ID.....: 001637	
		Instrument ID..: I8						
Molybdenum						SD Lot-Sample #: A8H210130-002		
	1.5 B	1.7 B	ug/L	9.2	(0-20)	SW846 6020	08/22-08/25/08	8235014
		Dilution Factor: 1				Analysis Time..: 13:13	Analyst ID.....: 001637	
		Instrument ID..: I8						
Nickel						SD Lot-Sample #: A8H210130-002		
	82.3 J	83.1	ug/L	1.0	(0-20)	SW846 6020	08/22-08/25/08	8235014
		Dilution Factor: 1				Analysis Time..: 13:13	Analyst ID.....: 001637	
		Instrument ID..: I8						
Lead						SD Lot-Sample #: A8H210130-002		
	12.4 J	12.6	ug/L	1.4	(0-20)	SW846 6020	08/22-08/25/08	8235014
		Dilution Factor: 1				Analysis Time..: 13:13	Analyst ID.....: 001637	
		Instrument ID..: I8						
Antimony						SD Lot-Sample #: A8H210130-002		
	0.45 B	0.41 B	ug/L	9.5	(0-20)	SW846 6020	08/22-08/25/08	8235014
		Dilution Factor: 1				Analysis Time..: 13:13	Analyst ID.....: 001637	
		Instrument ID..: I8						
Selenium						SD Lot-Sample #: A8H210130-002		
	3.6 B	3.7 B	ug/L	2.0	(0-20)	SW846 6020	08/22-08/25/08	8235014
		Dilution Factor: 1				Analysis Time..: 13:13	Analyst ID.....: 001637	
		Instrument ID..: I8						
Thallium						SD Lot-Sample #: A8H210130-002		
	0.24 B	0.20 B	ug/L	15	(0-20)	SW846 6020	08/22-08/25/08	8235014
		Dilution Factor: 1				Analysis Time..: 13:13	Analyst ID.....: 001637	
		Instrument ID..: I8						
Vanadium						SD Lot-Sample #: A8H210130-002		
	2.9 B	2.9 B	ug/L	0.90	(0-20)	SW846 6020	08/22-08/25/08	8235014
		Dilution Factor: 1				Analysis Time..: 13:13	Analyst ID.....: 001637	
		Instrument ID..: I8						
Zinc						SD Lot-Sample #: A8H210130-002		
	504 J	509	ug/L	1.1	(0-20)	SW846 6020	08/22-08/25/08	8235014
		Dilution Factor: 1				Analysis Time..: 13:13	Analyst ID.....: 001637	
		Instrument ID..: I8						

(Continued on next page)

SAMPLE DUPLICATE EVALUATION REPORT

Metals

Lot-Sample #...: A8H190109-000 **Work Order #...:** KVHVL-SMP KVHVL-DUP **Matrix.....:** WG

PARAM	RESULT	DUPLICATE RESULT	UNITS	RPD	RPD LIMIT	METHOD	PREPARATION-ANALYSIS DATE	PREP BATCH #
Mercury						SD Lot-Sample #: A8H210130-002		
	ND	ND	ug/L	0	(0-20)	SW846 7470A	08/22-08/27/08	8235014

Dilution Factor: 1 Analysis Time..: 09:15 Analyst ID.....: 002260

Instrument ID..: H1

NOTE(S):

Calculations are performed before rounding to avoid round-off errors in calculated results.

B Estimated result. Result is less than RL.

J Method blank contamination. The associated method blank contains the target analyte at a reportable level.

TestAmerica North Canton

Metals Data Reporting Form

Serial Dilution RPD Report

Serial Dilution Sample ID: KVC5RFL

Original Sample ID: KVC5RF **Client ID:** MW-4-081808

Matrix: Water **Units:** ug/L **Prep Date:** 8/20/2008 **Prep Batch:** 8233012

Weight: NA **Volume:** NA **Percent Moisture:** NA

Element	WL/ Mass	OS Conc	Q	Serial Dilution Conc	Q	Percent Diff	OS DF	Ser Dil DF	Instr	OS Anal Date	OS Anal Time	Ser Dil Anal Date	Ser Dil Anal Time
Antimony	121	0.21	B	0.18	U		1	5	ICPMS	8/30/2008	1:22	8/30/2008	1:26
Arsenic	75	0.64	B	0.65	U		1	5	ICPMS	8/30/2008	1:22	8/30/2008	1:26
Barium	137	52.7		52.6			1	5	ICPMS	8/30/2008	1:22	8/30/2008	1:26
Beryllium	9	0.012	U	0.060	U		1	5	ICPMS	9/2/2008	16:48	9/2/2008	16:52
Cadmium	111	0.52	B	0.49	B		1	5	ICPMS	8/30/2008	1:22	8/30/2008	1:26
Chromium	52	1.3	B	1.4	B		1	5	ICPMS	8/30/2008	1:22	8/30/2008	1:26
Cobalt	59	0.38	B	0.34	B		1	5	ICPMS	8/30/2008	1:22	8/30/2008	1:26
Copper	65	1.0	B	0.97	B		1	5	ICPMS	8/30/2008	1:22	8/30/2008	1:26
Iron	56	3950		4070			1	5	ICPMS	8/30/2008	1:22	8/30/2008	1:26
Lead	208	0.34	B	0.24	B		1	5	ICPMS	8/30/2008	1:22	8/30/2008	1:26
Manganese	55	357		343		3.9	1	5	ICPMS	9/2/2008	16:48	9/2/2008	16:52
Molybdenum	95	2.7		2.7	B		1	5	ICPMS	8/30/2008	1:22	8/30/2008	1:26
Nickel	60	4.6		4.6	B		1	5	ICPMS	8/30/2008	1:22	8/30/2008	1:26
Selenium	78	0.14	U	0.70	U		1	5	ICPMS	8/30/2008	1:22	8/30/2008	1:26
Silver	107	0.0026	U	0.013	U		1	5	ICPMS	8/30/2008	1:22	8/30/2008	1:26
Thallium	205	0.11	U	0.55	U		1	5	ICPMS	8/30/2008	1:22	8/30/2008	1:26
Vanadium	51	0.52	B	2.3	U		1	5	ICPMS	8/30/2008	1:22	8/30/2008	1:26
Zinc	66	38.8		40.4	B		1	5	ICPMS	8/30/2008	1:22	8/30/2008	1:26

Comments:

5.04.5

E Serial dilution percent difference not within limits

U Result is less than the IDL

B Result is between IDL and RL

Form 9 Equivalent

TestAmerica North Canton

Metals Data Reporting Form

Serial Dilution RPD Report

Serial Dilution Sample ID: KVGCKL

Original Sample ID: KVGCK **Client ID:** MSA-MW22D-081908

Matrix: Water **Units:** ug/L **Prep Date:** 8/21/2008 **Prep Batch:** 8234014

Weight: NA **Volume:** NA **Percent Moisture:** NA

Element	WL/ Mass	OS Conc	Q	Serial Dilution Conc	Q	Percent Diff	OS DF	Ser Dil DF	Instr	OS Anal Date	OS Anal Time	Ser Dil Anal Date	Ser Dil Anal Time
Antimony	121	0.19	B	0.18	U		1	5	ICPMS	8/25/2008	14:15	8/25/2008	14:19
Arsenic	75	3.6	B	4.5	B		1	5	ICPMS	8/25/2008	14:15	8/25/2008	14:19
Barium	137	119		116		2.0	1	5	ICPMS	8/25/2008	14:15	8/25/2008	14:19
Beryllium	9	0.14	B	0.060	U		1	5	ICPMS	8/25/2008	14:15	8/25/2008	14:19
Cadmium	111	0.13	B	0.11	B		1	5	ICPMS	8/25/2008	14:15	8/25/2008	14:19
Chromium	52	5.7		6.2	B		1	5	ICPMS	8/25/2008	14:15	8/25/2008	14:19
Cobalt	59	23.0		22.1			1	5	ICPMS	8/25/2008	14:15	8/25/2008	14:19
Copper	65	4.7		5.7	B		1	5	ICPMS	8/25/2008	14:15	8/25/2008	14:19
Iron	56	32200		33200		3.1	1	5	ICPMS	8/25/2008	14:15	8/25/2008	14:19
Lead	208	2.4		2.6	B		1	5	ICPMS	8/25/2008	14:15	8/25/2008	14:19
Manganese	55	741		737		0.5	1	5	ICPMS	8/25/2008	14:15	8/25/2008	14:19
Molybdenum	95	0.70	B	0.60	U		1	5	ICPMS	8/25/2008	14:15	8/25/2008	14:19
Nickel	60	10.1		10.2			1	5	ICPMS	8/25/2008	14:15	8/25/2008	14:19
Selenium	78	0.14	U	0.70	U		1	5	ICPMS	8/25/2008	14:15	8/25/2008	14:19
Silver	107	0.028	B	0.017	B		1	5	ICPMS	8/25/2008	14:15	8/25/2008	14:19
Thallium	205	0.11	U	0.55	U		1	5	ICPMS	8/25/2008	14:15	8/25/2008	14:19
Vanadium	51	4.7		6.7			1	5	ICPMS	8/25/2008	14:15	8/25/2008	14:19
Zinc	66	60.5		62.7	B		1	5	ICPMS	8/25/2008	14:15	8/25/2008	14:19

Comments:

5.04.5

E Serial dilution percent difference not within limits

U Result is less than the IDL

B Result is between IDL and RL

Form 9 Equivalent

TestAmerica North Canton

Metals Data Reporting Form

Instrument Detection Limits

Instrument: CVAA-H1 **Units:** ppb

Element	Wavelength	Reporting Limit	IDL	Date of IDL
Mercury	253.700	0.2	0.10	1/23/2008

TestAmerica North Canton

Metals Data Reporting Form

Instrument Detection Limits

Instrument: CVAA-H4 **Units:** ppb

Element	Wavelength	Reporting Limit	IDL	Date of IDL
Mercury	253.700	0.2	0.10	11/7/2007

TestAmerica North Canton

Metals Data Reporting Form

Instrument Detection Limits

Instrument: ICPMS **Units:** ppb

Element	Mass	Reporting Limit	IDL	Date of IDL
Antimony	121	2.0	0.035	6/12/2008
Arsenic	75	5.0	0.13	6/12/2008
Barium	137	1.0	0.014	6/12/2008
Beryllium	9	1.0	0.012	6/12/2008
Cadmium	111	1.0	0.0061	6/12/2008
Chromium	52	2.0	0.069	6/12/2008
Cobalt	59	1.0	0.0041	6/12/2008
Copper	65	2.0	0.051	6/12/2008
Iron	56	50.0	1.1	6/12/2008
Lead	208	1.0	0.018	6/12/2008
Manganese	55	1.0	0.027	6/12/2008
Molybdenum	95	2.0	0.12	6/12/2008
Nickel	60	2.0	0.053	6/12/2008
Selenium	78	5.0	0.14	6/12/2008
Silver	107	1.0	0.0026	6/12/2008
Thallium	205	1.0	0.11	6/12/2008
Vanadium	51	20.0	0.46	6/12/2008
Zinc	66	20.0	0.20	6/12/2008

TestAmerica North Canton

Metals Data Reporting Form

Linear Dynamic Ranges

Instrument: ICPMS **Units:** ppb

Element	Wavelength /Mass	Linear Range	Date of Linear Range
Antimony	121.00	1000	10/2/2007
Arsenic	75.00	10000	10/2/2007
Barium	137.00	10000	10/2/2007
Beryllium	9.00	10000	10/2/2007
Cadmium	111.00	10000	10/2/2007
Chromium	52.00	10000	10/2/2007
Cobalt	59.00	10000	10/2/2007
Copper	65.00	10000	10/2/2007
Iron	56.00	500000	10/2/2007
Lead	208.00	10000	10/2/2007
Manganese	55.00	10000	10/2/2007
Molybdenum	95.00	10000	10/2/2007
Nickel	60.00	10000	10/2/2007
Selenium	78.00	10000	10/2/2007
Silver	107.00	10000	10/2/2007
Thallium	205.00	10000	10/2/2007
Vanadium	51.00	10000	10/2/2007
Zinc	66.00	10000	10/2/2007

Batch Number: **8233012**

TestAmerica Laboratories, Inc.
Metals Prep Log/ Batch Summary

Prepared By: Lisa McGall (e-Signature)

Prep Date: 08/20/08
Due Date: 09/02/08

Lot	Work Order			ICP Weight	ICPMS Weight	Hg Weight
A8H200000 Water	KVE57	B	Due Date: SDG:		50 mL	100 mL
A8H200000 Water	KVE57	C	Due Date: SDG:		50 mL	100 mL
A8H190109 Water	KVC5F Dissolved	MW-2(F)	Due Date: 09/02/08 SDG: 8H19109		50 mL	100 mL
A8H190109 Water	KVC5F Total	MW-2(T)	Due Date: 09/02/08 SDG: 8H19109		50 mL	100 mL
A8H190109 Water	KVC5F Total	S	Due Date: 09/02/08 SDG: 8H19109		50 mL	100 mL
A8H190109 Water	KVC5F Total	X	Due Date: 09/02/08 SDG: 8H19109		50 mL	100 mL
A8H190109 Water	KVC5M Dissolved	23DF	Due Date: 09/02/08 SDG: 8H19109		50 mL	100 mL
A8H190109 Water	KVC5M Total	23D	Due Date: 09/02/08 SDG: 8H19109		50 mL	100 mL
A8H190109 Water	KVC5N Dissolved	23IF	Due Date: 09/02/08 SDG: 8H19109		50 mL	100 mL
A8H190109 Water	KVC5N Total	23I	Due Date: 09/02/08 SDG: 8H19109		50 mL	100 mL
A8H190109 Water	KVC5P Dissolved	15F	Due Date: 09/02/08 SDG: 8H19109		50 mL	100 mL
A8H190109 Water	KVC5P Total	15	Due Date: 09/02/08 SDG: 8H19109		50 mL	100 mL
A8H190109 Water	KVC5Q Dissolved	22IF	Due Date: 09/02/08 SDG: 8H19109		50 mL	100 mL
A8H190109 Water	KVC5Q Total	22I	Due Date: 09/02/08 SDG: 8H19109		50 mL	100 mL
A8H190109 Water	KVC5R Dissolved	4F	Due Date: 09/02/08 SDG: 8H19109		50 mL	100 mL
A8H190109 Water	KVC5R Total	4	Due Date: 09/02/08 SDG: 8H19109		50 mL	100 mL

LEVEL 2

BLANK AND CHECK STANDARD ON BATCH	X
MS/MSD AND PDS ON BATCH	X
CORRECT SPIKES ADDED	X
SPIKING SOLUTIONS DOCUMENTED ON BATCH LOG	X

Comments:

B-BLANK; C-CHECK SAMPLE; L-CHECK SAMPLE DUPLICATE; P-SERIAL DILUTION; S-MATRIX SPIKE SAMPLE; D-MATRIX SPIKE DUPLICATE SAMPLE

ICPMS ELEMENTS WITHIN THE BATCH:

AG AS BA BE CD CO CR CU FE MN MO NI PB SB SE TL VX ZN

Batch Number: **8233012**

TestAmerica Laboratories, Inc.
Metals Prep Log/ Batch Summary

Prepared By:
Lisa McGall
(e-Signature)

Prep Date: 08/20/08
Due Date: 09/02/08

Lot	Work Order		ICP Weight	ICPMS Weight	Hg Weight
Matrix Spike Information:					
KVC5F		Hg	ICPMS-1	ICPMS-2	
Check Sample Information:					
KVE57		Hg	ICPMS-1	ICPMS-2	

Prep Method(s): SW846 3005A, SW846 7470A

Batch Number: **8234014**

TestAmerica Laboratories, Inc.
Metals Prep Log/ Batch Summary

Prepared By: Lisa McGall (e-Signature)

Prep Date: 08/21/08
Due Date: 08/27/08

Lot	Work Order			ICP Weight	ICPMS Weight	Hg Weight
A8H210000 Water	KVHE7	B	Due Date: SDG:		50 mL	100 mL
A8H210000 Water	KVHE7	C	Due Date: SDG:		50 mL	100 mL
A8H200234 Water	KVGCK Dissolved	MW22D F	Due Date: 08/27/08 SDG: 8H19109		50 mL	100 mL
A8H200234 Water	KVGCK Total	MW22D	Due Date: 08/27/08 SDG: 8H19109		50 mL	100 mL
A8H200234 Water	KVGCK Total	S	Due Date: 08/27/08 SDG: 8H19109		50 mL	100 mL
A8H200234 Water	KVGCK Total	X	Due Date: 08/27/08 SDG: 8H19109		50 mL	100 mL
A8H200234 Water	KVGCT Dissolved	DMW25S F	Due Date: 08/27/08 SDG: 8H19109		50 mL	100 mL
A8H200234 Water	KVGCT Total	DMW25S	Due Date: 08/27/08 SDG: 8H19109		50 mL	100 mL
A8H200234 Water	KVGCW Dissolved	DMW25I F	Due Date: 08/27/08 SDG: 8H19109		50 mL	100 mL
A8H200234 Water	KVGCW Total	DMW25I	Due Date: 08/27/08 SDG: 8H19109		50 mL	100 mL

LEVEL 2

BLANK AND CHECK STANDARD ON BATCH	X
MS/MSD AND PDS ON BATCH	X
CORRECT SPIKES ADDED	X
SPIKING SOLUTIONS DOCUMENTED ON BATCH LOG	X

Comments:

B-BLANK; C-CHECK SAMPLE; L-CHECK SAMPLE DUPLICATE; P-SERIAL DILUTION; S-MATRIX SPIKE SAMPLE; D-MATRIX SPIKE DUPLICATE SAMPLE

ICPMS ELEMENTS WITHIN THE BATCH:

AG AS BA BE CD CO CR CU FE MN MO NI PB SB SE TL VX ZN

Matrix Spike Information:

KVGCK	Hg	ICPMS-1	ICPMS-2

Check Sample Information:

KVHE7	Hg	ICPMS-1	ICPMS-2

Prep Method(s): SW846 3005A, SW846 7470A

Batch Number: **8235014**

TestAmerica Laboratories, Inc.
Metals Prep Log/ Batch Summary

Prepared By: Lisa McGall (e-Signature)

Prep Date: 08/22/08
Due Date: 08/27/08

Lot	Work Order			ICP Weight	ICPMS Weight	Hg Weight
A8H220000 Water	KVK3K	B	Due Date: SDG:		50 mL	100 mL
A8H220000 Water	KVK3K	C	Due Date: SDG:		50 mL	100 mL
A8H210156 Water	KVH3M Total		Due Date: 08/27/08 SDG:		50 mL	
A8H210149 Water	KVH12 Total		Due Date: 08/28/08 SDG: 8H21137		50 mL	
A8H210149 Water	KVH2A Total		Due Date: 08/28/08 SDG: 8H21137		50 mL	
A8H210149 Water	KVH2F Total		Due Date: 08/28/08 SDG: 8H21137		50 mL	
A8H210149 Water	KVH2K Total		Due Date: 08/28/08 SDG: 8H21137		50 mL	
A8H210149 Water	KVH2P Total		Due Date: 08/28/08 SDG: 8H21137		50 mL	
A8H210149 Water	KVH2V Total		Due Date: 08/28/08 SDG: 8H21137		50 mL	
A8H210149 Water	KVH2X Total		Due Date: 08/28/08 SDG: 8H21137		50 mL	
A8H210149 Water	KVH22 Total		Due Date: 08/28/08 SDG: 8H21137		50 mL	
A8H210149 Water	KVH24 Total		Due Date: 08/28/08 SDG: 8H21137		50 mL	
A8H210130 Water	KVHVL Dissolved	6I F	Due Date: 09/04/08 SDG: 8H19109		50 mL	100 mL
A8H210130 Water	KVHVL Total	6I	Due Date: 09/04/08 SDG: 8H19109		50 mL	100 mL
A8H210130 Water	KVHVL Total	S	Due Date: 09/04/08 SDG: 8H19109		50 mL	100 mL
A8H210130 Water	KVHVL Total	X	Due Date: 09/04/08 SDG: 8H19109		50 mL	100 mL
A8H210130 Water	KVHV0 Dissolved	17I F	Due Date: 09/04/08 SDG: 8H19109		50 mL	100 mL
A8H210130 Water	KVHV0 Total	17I	Due Date: 09/04/08 SDG: 8H19109		50 mL	100 mL
A8H210130 Water	KVHV1 Dissolved	6D F	Due Date: 09/04/08 SDG: 8H19109		50 mL	100 mL
A8H210130 Water	KVHV1 Total	6D	Due Date: 09/04/08 SDG: 8H19109		50 mL	100 mL
A8H210130 Water	KVHV2 Dissolved	17S F	Due Date: 09/04/08 SDG: 8H19109		50 mL	100 mL
A8H210130 Water	KVHV2 Total	17S	Due Date: 09/04/08 SDG: 8H19109		50 mL	100 mL

Batch Number: **8235014**

TestAmerica Laboratories, Inc.
Metals Prep Log/ Batch Summary

Prepared By:
Lisa McGall
(e-Signature)

Prep Date: 08/22/08
Due Date: 08/27/08

Lot	Work Order	ICP Weight	ICPMS Weight	Hg Weight
	LEVEL 2			
	BLANK AND CHECK STANDARD ON BATCH	X		
	MS/MSD AND PDS ON BATCH	X		
	CORRECT SPIKES ADDED	X		
	SPIKING SOLUTIONS DOCUMENTED ON BATCH LOG	X		

Comments:

B-BLANK; C-CHECK SAMPLE; L-CHECK SAMPLE DUPLICATE; P-SERIAL DILUTION; S-MATRIX SPIKE SAMPLE; D-MATRIX SPIKE DUPLICATE SAMPLE

ICPMS ELEMENTS WITHIN THE BATCH:

AG AL AS BA BE CD CO CR CU FE MN MO NI PB SB SE SR TL VX ZN

Matrix Spike Information:

KVHVL	Hg	ICPMS-1	ICPMS-2

Check Sample Information:

KVK3K	Hg	ICPMS-1	ICPMS-2

Prep Method(s): MCAWW 200.8, SW846 3005A, SW846 7470A

```
:       Instrument Upload                                    Run Log - Page  1 :
:       Started Tue Aug 26 04:52:09 2008 by COUNTSK                            :
:       Data File: UPL$CAN_DATA_ROOT:<REP>I80825A.CSV;1                        :
```

#	WorkOrder	Dilution	Date	Time	Batch	Lot	Instrument
1	STD1	1	25-AUG-2008	10:34:34			I8
2	STD2	1	25-AUG-2008	10:38:03			I8
3	STD3	1	25-AUG-2008	10:43:22			I8
4	STD4	1	25-AUG-2008	10:49:41			I8
5	ICV	1	25-AUG-2008	10:53:46			I8
6	ICB	1	25-AUG-2008	10:59:06			I8
7	CRI	1	25-AUG-2008	11:03:12			I8
8	ICSA	1	25-AUG-2008	11:07:16			I8
9	ICSAB	1	25-AUG-2008	11:11:22			I8
10	CCV	1	25-AUG-2008	11:17:10			I8
11	CCB	1	25-AUG-2008	11:22:54			I8
12	KVHMEB	1	25-AUG-2008	11:26:59	8234124	A8H210000	I8
13	KVHMEC	1	25-AUG-2008	11:31:03	8234124	A8H210000	I8
14	KT5FHR	1	25-AUG-2008	11:35:48	8234124	A8H140187	I8
15	KT5FHS	1	25-AUG-2008	11:39:58	8234124	A8H140187	I8
16	KT5FHD	1	25-AUG-2008	11:45:04	8234124	A8H140187	I8
17	KT5FTR	1	25-AUG-2008	11:50:32	8234124	A8H140187	I8
18	KT5FWR	1	25-AUG-2008	11:54:40	8234124	A8H140187	I8
19	KVK3KB	1	25-AUG-2008	11:58:48	8235014	A8H220000	I8
20	KVK3KC	1	25-AUG-2008	12:02:33	8235014	A8H220000	I8
21	KVH3M	1	25-AUG-2008	12:08:12	8235014	A8H210156	I8
22	CCV	1	25-AUG-2008	12:12:20			I8
23	CCB	1	25-AUG-2008	12:18:30			I8
24	KVH3ML	1	25-AUG-2008	12:22:35			I8
25	KVH12	1	25-AUG-2008	12:26:39	8235014	8H21137	I8
26	KVH2A	1	25-AUG-2008	12:30:42	8235014	8H21137	I8
27	KVH2F	1	25-AUG-2008	12:34:49	8235014	8H21137	I8
28	KVH2K	1	25-AUG-2008	12:38:51	8235014	8H21137	I8
29	KVH2P	1	25-AUG-2008	12:42:57	8235014	8H21137	I8
30	KVH2V	1	25-AUG-2008	12:47:07	8235014	8H21137	I8
31	KVH2X	1	25-AUG-2008	12:51:10	8235014	8H21137	I8
32	KVH22	1	25-AUG-2008	12:55:14	8235014	8H21137	I8
33	KVH24	1	25-AUG-2008	12:59:18	8235014	8H21137	I8
34	CCV	1	25-AUG-2008	13:03:23			I8
35	CCB	1	25-AUG-2008	13:09:01			I8
36	KVHVL-6I-0820	1	25-AUG-2008	13:13:05	8235014	8H19109	I8
37	KVHVLX	1	25-AUG-2008	13:17:09	8235014	8H19109	I8
38	KVHVLS	1	25-AUG-2008	13:21:13	8235014	8H19109	I8
39	KVHVLF-6I-0820F	1	25-AUG-2008	13:27:09	8235014	8H19109	I8
40	KVHV0-17I-0820 Bg,Be,Pb,Sb,Tl	1	25-AUG-2008	13:31:16	8235014	8H19109	I8
41	KVHV0F-17I-0820F	1	25-AUG-2008	13:35:22	8235014	8H19109	I8
42	KVHV1-6D-0820	1	25-AUG-2008	13:39:25	8235014	8H19109	I8
43	KVHV1F-6D-0820F	1	25-AUG-2008	13:43:30	8235014	8H19109	I8
44	KVHV2-17S-0820	1	25-AUG-2008	13:47:33	8235014	8H19109	I8

(continued)

#	WorkOrder	Dilution	Date	Time	Batch	Lot	Instrument
45	KVHV2F-1761	1	0820F 25-AUG-2008	13:51:37	8235014	8H19109	I8
46	CCV	1	25-AUG-2008	13:55:40			I8
47	CCB	1	25-AUG-2008	14:01:12			I8
48	KVHE7B	1	25-AUG-2008	14:05:16	8234014	A8H210000	I8
49	KVHE7C	1	25-AUG-2008	14:09:25	8234014	A8H210000	I8
50	KVGCK-mw22D	1	25-AUG-2008	14:15:11	8234014	8H19109	I8
51	KVGCKL	1	25-AUG-2008	14:19:16			I8
52	KVGCKX	1	25-AUG-2008	14:23:21	8234014	8H19109	I8
53	KVGCKS	1	25-AUG-2008	14:27:29	8234014	8H19109	I8
54	KVGCKF-DMW35-0819	1	25-AUG-2008	14:33:11	8234014	8H19109	I8
55	KVGCT-DMW35S-0819F	1	25-AUG-2008	14:37:20	8234014	8H19109	I8
56	KVGCTF-DMW35I-0819	1	25-AUG-2008	14:41:28	8234014	8H19109	I8
57	KVGCW-DMW35SI-0819F	1	25-AUG-2008	14:45:34	8234014	8H19109	I8
58	CCV	1	25-AUG-2008	14:49:37			I8
59	CCB	1	25-AUG-2008	14:55:31			I8
60	KVGCWF-DMW35SI-0819F	1	25-AUG-2008	14:59:35	8234014	8H19109	I8
61	KVK3KC	1	25-AUG-2008	15:03:39	8235014	A8H220000	I8
62	KVHV0	1	25-AUG-2008	15:09:55	8235014	8H19109	I8
63	KVHV0F	1	25-AUG-2008	15:14:03	8235014	8H19109	I8
64	CCV	1	25-AUG-2008	15:18:18			I8
65	CCB	1	25-AUG-2008	15:24:35			I8

End of Report

: Instrument Upload Run Log - Page 1 :
: Started Tue Sep 2 07:42:22 2008 by COUNTSK :
: Data File: UPL$CAN_DATA_ROOT:<REP>I80829A.CSV;1 :

#	WorkOrder	Dilution	Date	Time	Batch	Lot	Instrument
1	STD1	1	29-AUG-2008	15:12:56			I8
2	STD2	1	29-AUG-2008	15:17:13			I8
3	STD3	1	29-AUG-2008	15:20:50			I8
4	STD4	1	29-AUG-2008	15:25:14			I8
5	ICV	1	29-AUG-2008	15:30:15			I8
6	ICB	1	29-AUG-2008	15:34:32			I8
7	CRI	1	29-AUG-2008	15:43:01			I8
8	ICSA	1	29-AUG-2008	15:47:22			I8
9	ICSAB	1	29-AUG-2008	15:51:44			I8
10	CCV	1	29-AUG-2008	15:56:03			I8
11	CCB	1	29-AUG-2008	16:00:24			I8
12	KVK3KC	1	29-AUG-2008	16:04:41	8235014	A8H220000	I8
13	KVHV0	1	29-AUG-2008	16:09:01	8235014	8H19109	I8
14	KVHV0	5	29-AUG-2008	16:13:20	8235014	8H19109	I8
15	KVHV0F	1	29-AUG-2008	16:17:38	8235014	8H19109	I8
16	KVHV0F	5	29-AUG-2008	16:21:57	8235014	8H19109	I8
17	KVPHFB	1	29-AUG-2008	16:26:15	8238020	A8H250000	I8
18	KVPHFC	1	29-AUG-2008	16:30:31	8238020	A8H250000	I8
19	KVLV8	1	29-AUG-2008	16:34:51	8238020	A8H220181	I8
20	KVLJP	1	29-AUG-2008	16:39:10	8238020	A8H220132	I8
21	KVLJW	1	29-AUG-2008	16:43:30	8238020	A8H220132	I8
22	CCV	1	29-AUG-2008	16:47:51			I8
23	CCB	1	29-AUG-2008	16:52:15			I8
24	KVLJ2	1	29-AUG-2008	17:00:32	8238020	A8H220132	I8
25	KVLJ4	1	29-AUG-2008	17:04:35	8238020	A8H220132	I8
26	KVLJ5	1	29-AUG-2008	17:08:33	8238020	A8H220132	I8
27	KVLKD	1	29-AUG-2008	17:12:06	8238020	A8H220132	I8
28	KVLKE	1	29-AUG-2008	17:16:02	8238020	A8H220132	I8
29	KVLKF	1	29-AUG-2008	17:20:02	8238020	A8H220132	I8
30	KVLKJ	1	29-AUG-2008	17:23:59	8238020	A8H220132	I8
31	KVLKJS	1	29-AUG-2008	17:27:55	8238020	A8H220132	I8
32	KVLKJD	1	29-AUG-2008	17:31:54	8238020	A8H220132	I8
33	KVLKL	1	29-AUG-2008	17:35:55	8238020	A8H220132	I8
34	CCV	1	29-AUG-2008	17:39:53			I8
35	CCB	1	29-AUG-2008	17:43:49			I8
36	KVLKN	1	29-AUG-2008	17:47:45	8238020	A8H220132	I8
37	KVLKP	1	29-AUG-2008	17:51:43			I8
38	KVLKQ	1	29-AUG-2008	17:55:43	8238020	A8H220132	I8
39	KVLKW	1	29-AUG-2008	17:59:41	8238020	A8H220132	I8
40	KVMH4	1	29-AUG-2008	18:03:39	8238020	A8H220244	I8
41	KVMKM	1	29-AUG-2008	18:07:34	8238020	A8H220244	I8
42	KVMKML	1	29-AUG-2008	18:11:30			I8
43	KVHE9B	1	29-AUG-2008	18:15:35	8234015	A8H210000	I8
44	KVHE9C	1	29-AUG-2008	18:19:31	8234015	A8H210000	I8

(continued)

#	WorkOrder	Dilution	Date	Time	Batch	Lot	Instrument
45	KVFDE	1	29-AUG-2008	18:23:45	8234015	A8H200113	I8
46	CCV	1	29-AUG-2008	18:27:45			I8
47	CCB	1	29-AUG-2008	18:31:44			I8
48	KVFDEF	1	29-AUG-2008	18:35:44	8234015	A8H200113	I8
49	KVFDW	1	29-AUG-2008	18:39:43	8234015	A8H200113	I8
50	KVFDWF	1	29-AUG-2008	18:43:43	8234015	A8H200113	I8
51	KVFDX	1	29-AUG-2008	18:47:41	8234015	A8H200113	I8
52	KVFDXF	1	29-AUG-2008	18:51:44	8234015	A8H200113	I8
53	KVFD0	1	29-AUG-2008	18:55:44	8234015	A8H200113	I8
54	KVFD0F	1	29-AUG-2008	18:59:41	8234015	A8H200113	I8
55	KVFD2	1	29-AUG-2008	19:03:37	8234015	A8H200113	I8
56	KVFD2F	1	29-AUG-2008	19:07:36	8234015	A8H200113	I8
57	KVF47	1	29-AUG-2008	19:11:32	8234015	A8H200206	I8
58	CCV	1	29-AUG-2008	19:15:30			I8
59	CCB	1	29-AUG-2008	19:19:39			I8
60	KVF47L	1	29-AUG-2008	19:23:35			I8
61	KVFAG	1	29-AUG-2008	19:27:32	8234015	8H19107	I8
62	KVFAH	1	29-AUG-2008	19:31:31	8234015	8H19107	I8
63	KVFAJ	1	29-AUG-2008	19:35:28	8234015	8H19107	I8
64	KVFAK	1	29-AUG-2008	19:39:27	8234015	8H19107	I8
65	KVFAL	1	29-AUG-2008	19:43:27	8234015	8H19107	I8
66	KVFAM	1	29-AUG-2008	19:47:28	8234015	8H19107	I8
67	KVFAN	1	29-AUG-2008	19:51:29	8234015	8H19107	I8
68	KVFGT	1	29-AUG-2008	19:55:27	8234015	8H19107	I8
69	KVFGTS	1	29-AUG-2008	19:59:25	8234015	8H19107	I8
70	CCV	1	29-AUG-2008	20:03:42			I8
71	CCB	1	29-AUG-2008	20:08:02			I8
72	KVFGTD	1	29-AUG-2008	20:11:58	8234015	8H19107	I8
73	KVFML	1	29-AUG-2008	20:16:19	8234015	A8H200138	I8
74	KVCVGB	1	29-AUG-2008	20:20:17	8232016	A8H190000	I8
75	KVCVGC	1	29-AUG-2008	20:24:16	8232016	A8H190000	I8
76	KT7KT	1	29-AUG-2008	20:28:40	8232016	A8H150128	I8
77	KT7KTL	1	29-AUG-2008	20:32:41			I8
78	KT0PE	1	29-AUG-2008	20:36:40	8232016	8H12106	I8
79	KT9KL	1	29-AUG-2008	20:40:39	8232016	8H12106	I8
80	KT8P0	1	29-AUG-2008	20:44:39	8232016	8H15266	I8
81	KT8P0S	1	29-AUG-2008	20:48:38	8232016	8H15266	I8
82	CCV	1	29-AUG-2008	20:53:00			I8
83	CCB	1	29-AUG-2008	20:57:41			I8
84	KT8P0D	1	29-AUG-2008	21:01:36	8232016	8H15266	I8
85	KT8P0F	1	29-AUG-2008	21:06:01	8232016	8H15266	I8
86	KT8P0FS	1	29-AUG-2008	21:09:58	8232016	8H15266	I8
87	KT8P0FD	1	29-AUG-2008	21:14:27	8232016	8H15266	I8
88	KT8QM	1	29-AUG-2008	21:19:01	8232016	8H15266	I8

(continued)

#	WorkOrder	Dilution	Date	Time	Batch	Lot	Instrument
89	KT8QMF	1	29-AUG-2008	21:22:59	8232016	8H15266	I8
90	KVAF9	1	29-AUG-2008	21:26:57	8232016	8H15266	I8
91	KVAF9F	1	29-AUG-2008	21:30:56	8232016	8H15266	I8
92	KVAGF	1	29-AUG-2008	21:34:56	8232016	8H15266	I8
93	KVAGFF	1	29-AUG-2008	21:38:54	8232016	8H15266	I8
94	CCV	1	29-AUG-2008	21:42:53			I8
95	CCB	1	29-AUG-2008	21:47:17			I8
96	KVAGG	1	29-AUG-2008	21:51:14	8232016	8H15266	I8
97	KVAGGF	1	29-AUG-2008	21:55:16	8232016	8H15266	I8
98	KVAMGB	1	29-AUG-2008	21:59:14	8231158	A8H180000	I8
99	KVAMGC	1	29-AUG-2008	22:03:16	8231158	A8H180000	I8
100	KT2R2	1	29-AUG-2008	22:07:38	8231158	8H12106	I8
101	KT2R5	1	29-AUG-2008	22:11:35	8231158	8H12106	I8
102	KT2TD	1	29-AUG-2008	22:15:41	8231158	8H12106	I8
103	KT2TF	1	29-AUG-2008	22:19:39	8231158	8H12106	I8
104	KT2TG	1	29-AUG-2008	22:23:37	8231158	8H12106	I8
105	KT2TH	1	29-AUG-2008	22:27:37	8231158	8H12106	I8
106	CCV	1	29-AUG-2008	22:31:41			I8
107	CCB	1	29-AUG-2008	22:35:57			I8
108	KT2TJ	1	29-AUG-2008	22:39:54	8231158	8H12106	I8
109	KT4V7	1	29-AUG-2008	22:43:53	8231158	8H12106	I8
110	KT4WJ	1	29-AUG-2008	22:47:53	8231158	8H12106	I8
111	KT4WK	1	29-AUG-2008	22:51:54	8231158	8H12106	I8
112	KT4WKS	1	29-AUG-2008	22:55:52	8231158	8H12106	I8
113	KT4WKD	1	29-AUG-2008	23:00:07	8231158	8H12106	I8
114	KT4W0	1	29-AUG-2008	23:04:33	8231158	8H12106	I8
115	KT4W2	1	29-AUG-2008	23:08:31	8231158	8H12106	I8
116	KT4W3	1	29-AUG-2008	23:12:32	8231158	8H12106	I8
117	KT7D5	1	29-AUG-2008	23:16:32	8231158	8H12106	I8
118	CCV	1	29-AUG-2008	23:20:31			I8
119	CCB	1	29-AUG-2008	23:24:45			I8
120	KT7EA	1	29-AUG-2008	23:28:42	8231158	8H12106	I8
121	KT7EE	1	29-AUG-2008	23:32:41	8231158	8H12106	I8
122	KT7EF	1	29-AUG-2008	23:36:42	8231158	8H12106	I8
123	KT7EH	1	29-AUG-2008	23:40:43	8231158	8H12106	I8
124	KT7EK	1	29-AUG-2008	23:44:43	8231158	8H12106	I8
125	KT7EL	1	29-AUG-2008	23:48:43	8231158	8H12106	I8
126	KT7ELL	1	29-AUG-2008	23:52:42			I8
127	KVE57B	1	29-AUG-2008	23:56:40	8233012	A8H200000	I8
128	KVE57C	1	30-AUG-2008	00:00:38	8233012	A8H200000	I8
129	KVC5F	1	30-AUG-2008	00:04:50	8233012	8H19109	I8
130	CCV	1	30-AUG-2008	00:08:57			I8
131	CCB	1	30-AUG-2008	00:13:26			I8
132	ICSA	1	30-AUG-2008	00:17:22			I8

MW2 except MN

(continued)

#	WorkOrder	Dilution	Date	Time	Batch	Lot	Instrument
133	ICSAB	1	30-AUG-2008	00:21:21			I8
134	KVC5FF	1	30-AUG-2008	00:25:50	8233012	8H19109	I8
135	KVC5FX	1	30-AUG-2008	00:29:50	8233012	8H19109	I8
136	KVC5FS	1	30-AUG-2008	00:33:51	8233012	8H19109	I8
137	KVC5M	1	30-AUG-2008	00:38:23	8233012	8H19109	I8
138	KVC5MF	1	30-AUG-2008	00:42:24	8233012	8H19109	I8
139	KVC5N	1	30-AUG-2008	00:46:25	8233012	8H19109	I8
140	KVC5NF	1	30-AUG-2008	00:50:25	8233012	8H19109	I8
141	KVC5P	1	30-AUG-2008	00:54:22	8233012	8H19109	I8
142	CCV	1	30-AUG-2008	00:58:24			I8
143	CCB	1	30-AUG-2008	01:02:43			I8
144	KVC5PF	1	30-AUG-2008	01:06:39	8233012	8H19109	I8
145	KVC5Q	1	30-AUG-2008	01:10:38	8233012	8H19109	I8
146	KVC5QF	1	30-AUG-2008	01:14:37	8233012	8H19109	I8
147	KVC5R	1	30-AUG-2008	01:18:43	8233012	8H19109	I8
148	KVC5RF	1	30-AUG-2008	01:22:43	8233012	8H19109	I8
149	KVC5RFL	1	30-AUG-2008	01:26:55			I8
150	KVE55B	1	30-AUG-2008	01:30:56	8233011	A8H200000	I8
151	KVE55C	1	30-AUG-2008	01:34:57	8233011	A8H200000	I8
152	KVC33	1	30-AUG-2008	01:39:20	8233011	8H19107	I8
153	KVC33S	1	30-AUG-2008	01:43:26	8233011	8H19107	I8
154	CCV	1	30-AUG-2008	01:48:07			I8
155	CCB	1	30-AUG-2008	01:52:45			I8
156	KVC33D	1	30-AUG-2008	01:56:41	8233011	8H19107	I8
157	KVC37	1	30-AUG-2008	02:01:22	8233011	8H19107	I8
158	KVC38	1	30-AUG-2008	02:05:23	8233011	8H19107	I8
159	KVC4A	1	30-AUG-2008	02:09:23	8233011	8H19107	I8
160	KVC4C	1	30-AUG-2008	02:13:23	8233011	8H19107	I8
161	KVC4D	1	30-AUG-2008	02:17:23	8233011	8H19107	I8
162	KVC54	1	30-AUG-2008	02:21:25	8233011	A8H190111	I8
163	KVC6C	1	30-AUG-2008	02:25:29	8233011	A8H190111	I8
164	KVDH4	1	30-AUG-2008	02:29:30	8233011	A8H190135	I8
165	KVDH4L	1	30-AUG-2008	02:33:31			I8
166	CCV	1	30-AUG-2008	02:37:31			I8
167	CCB	1	30-AUG-2008	02:41:55			I8
168	KVK3HB	1	30-AUG-2008	02:45:53	8235013	A8H220000	I8
169	KVK3HC	1	30-AUG-2008	02:49:55	8235013	A8H220000	I8
170	KVHJD	1	30-AUG-2008	02:54:29	8235013	8H19107	I8
171	KVHJDS	1	30-AUG-2008	02:58:31	8235013	8H19107	I8
172	KVHJDD	1	30-AUG-2008	03:03:05	8235013	8H19107	I8
173	KVHJE	1	30-AUG-2008	03:07:51	8235013	8H19107	I8
174	KVHJF	1	30-AUG-2008	03:11:51	8235013	8H19107	I8
175	KVHJH	1	30-AUG-2008	03:15:52	8235013	8H19107	I8
176	KVHJJ	1	30-AUG-2008	03:19:54	8235013	8H19107	I8

(continued)

#	WorkOrder	Dilution	Date	Time	Batch	Lot	Instrument
177	KVHJK	1	30-AUG-2008	03:23:55	8235013	8H19107	I8
178	CCV	1	30-AUG-2008	03:27:54			I8
179	CCB	1	30-AUG-2008	03:32:22			I8
180	KVHJL	1	30-AUG-2008	03:36:20	8235013	8H19107	I8
181	KVHJM	1	30-AUG-2008	03:40:26	8235013	8H19107	I8
182	KVHJN	1	30-AUG-2008	03:44:28	8235013	8H19107	I8
183	KVHJP	1	30-AUG-2008	03:48:30	8235013	8H19107	I8
184	KVHRH	1	30-AUG-2008	03:52:37	8235013	A8H210123	I8
185	KVHRHL	1	30-AUG-2008	03:56:36			I8
186	KVQ77B	1	30-AUG-2008	04:00:36	8239119	A8H260000	I8
187	KVQ77C	1	30-AUG-2008	04:04:37	8239119	A8H260000	I8
188	KVDGQR	1	30-AUG-2008	04:08:41	8239119	A8H190141	I8
189	KVDGQS	1	30-AUG-2008	04:12:41	8239119	A8H190141	I8
190	CCV	1	30-AUG-2008	04:16:45			I8
191	CCB	1	30-AUG-2008	04:21:09			I8
192	KVDGQD	1	30-AUG-2008	04:25:11	8239119	A8H190141	I8
193	KVDG1R	1	30-AUG-2008	04:29:24	8239119	A8H190141	I8
194	KVDG2R	1	30-AUG-2008	04:33:26	8239119	A8H190141	I8
195	KVXCDB	1	30-AUG-2008	04:37:28	8241017	A8H280000	I8
196	KVXCDC	1	30-AUG-2008	04:41:32	8241017	A8H280000	I8
197	KVVJP	1	30-AUG-2008	04:46:18	8241017	A8H270122	I8
198	KVVF3	1	30-AUG-2008	04:50:19	8241017	8H26147	I8
199	KVVF3S	1	30-AUG-2008	04:54:19	8241017	8H26147	I8
200	KVVF3D	1	30-AUG-2008	04:58:48	8241017	8H26147	I8
201	KVVGF	1	30-AUG-2008	05:03:36	8241017	8H26147	I8
202	CCV	1	30-AUG-2008	05:07:35			I8
203	CCB	1	30-AUG-2008	05:12:03			I8
204	KVVGG	1	30-AUG-2008	05:16:01	8241017	8H26147	I8
205	KVVGH	1	30-AUG-2008	05:20:04	8241017	8H26147	I8
206	KVVGJ	1	30-AUG-2008	05:24:05	8241017	8H26147	I8
207	KVVGX	1	30-AUG-2008	05:28:13	8241017	8H22130	I8
208	KVVGXF	1	30-AUG-2008	05:32:25	8241017	8H22130	I8
209	KVVGXX	1	30-AUG-2008	05:36:27	8241017	8H22130	I8
210	KVVG4	1	30-AUG-2008	05:40:29	8241017	8H22130	I8
211	KVVG4F	1	30-AUG-2008	05:44:38	8241017	8H22130	I8
212	KVVG6	1	30-AUG-2008	05:48:41	8241017	8H22130	I8
213	KVVG6F	1	30-AUG-2008	05:52:44	8241017	8H22130	I8
214	CCV	1	30-AUG-2008	05:56:43			I8
215	CCB	1	30-AUG-2008	06:01:03			I8
216	KVVKV	1	30-AUG-2008	06:05:00	8241017	8H26134	I8
217	KVVKVS	1	30-AUG-2008	06:09:01	8241017	8H26134	I8
218	KVVKVD	1	30-AUG-2008	06:13:43	8241017	8H26134	I8
219	KVVKVF	1	30-AUG-2008	06:18:24	8241017	8H26134	I8
220	KVVKVFS	1	30-AUG-2008	06:22:27	8241017	8H26134	I8

(continued)

: Instrument Upload Run Log - Page 6 :
: Started Tue Sep 2 07:42:22 2008 by COUNTSK :
: Data File: UPL$CAN_DATA_ROOT:<REP>I80829A.CSV;1 :

#	WorkOrder	Dilution	Date	Time	Batch	Lot	Instrument
221	KVVKVFD	1	30-AUG-2008	06:27:13	8241017	8H26134	I8
222	KVVK6	1	30-AUG-2008	06:32:04	8241017	8H26134	I8
223	KVVK6F	1	30-AUG-2008	06:36:06	8241017	8H26134	I8
224	KVVK6FL	1	30-AUG-2008	06:40:08			I8
225	KVC4E	1	30-AUG-2008	06:44:13	8233011	8H19107	I8
226	CCV	1	30-AUG-2008	06:48:13			I8
227	CCB	1	30-AUG-2008	06:52:30			I8
228	KVK3KC	1	30-AUG-2008	06:56:27	8235014	A8H220000	I8
229	KVVGXS	1	30-AUG-2008	07:01:04	8241017	8H22130	I8
230	CCV	1	30-AUG-2008	07:05:48			I8
231	CCB	1	30-AUG-2008	07:10:35			I8

End of Report

Instrument Upload — Run Log - Page 1

Started Wed Sep 3 04:47:16 2008 by COUNTSK

Data File: UPL$CAN_DATA_ROOT:<REP>I80902A.CSV;1

#	WorkOrder	Dilution	Date	Time	Batch	Lot	Instrument
1	STD1	1	02-SEP-2008	14:29:23			I8
2	STD2	1	02-SEP-2008	14:33:51			I8
3	STD3	1	02-SEP-2008	14:39:27			I8
4	STD4	1	02-SEP-2008	14:46:04			I8
5	ICV	1	02-SEP-2008	14:50:28			I8
6	ICB	1	02-SEP-2008	14:57:05			I8
7	CRI	1	02-SEP-2008	15:01:30			I8
8	ICSA	1	02-SEP-2008	15:08:09			I8
9	ICSAB	1	02-SEP-2008	15:12:35			I8
10	CCV	1	02-SEP-2008	15:18:26			I8
11	CCB	1	02-SEP-2008	15:24:21			I8
12	KVE57B	1	02-SEP-2008	15:28:46	8233012	A8H200000	I8
13	KVE57C	1	02-SEP-2008	15:33:08	8233012	A8H200000	I8
14	KVC5F	1	02-SEP-2008	15:39:12	8233012	8H19109	I8
15	KVC5FX	1	02-SEP-2008	15:43:33	8233012	8H19109	I8
16	KVC5FS	1	02-SEP-2008	15:47:54	8233012	8H19109	I8
17	KVC5FF	1	02-SEP-2008	15:54:14	8233012	8H19109	I8
18	KVC5M	1	02-SEP-2008	15:58:45	8233012	8H19109	I8
19	KVC5MF	1	02-SEP-2008	16:03:06	8233012	8H19109	I8
20	KVC5N	1	02-SEP-2008	16:07:28	8233012	8H19109	I8
21	KVC5NF	1	02-SEP-2008	16:11:50	8233012	8H19109	I8
22	CCV	1	02-SEP-2008	16:16:14			I8
23	CCB	1	02-SEP-2008	16:22:19			I8
24	KVC5P	1	02-SEP-2008	16:26:40	8233012	8H19109	I8
25	KVC5PF	1	02-SEP-2008	16:31:02	8233012	8H19109	I8
26	KVC5Q	1	02-SEP-2008	16:35:25	8233012	8H19109	I8
27	KVC5QF	1	02-SEP-2008	16:39:45	8233012	8H19109	I8
28	KVC5R	1	02-SEP-2008	16:44:07	8233012	8H19109	I8
29	KVC5RF	1	02-SEP-2008	16:48:28	8233012	8H19109	I8
30	KVC5RFL	1	02-SEP-2008	16:52:54			I8
31	KVE55B	1	02-SEP-2008	16:57:24	8233011	A8H200000	I8
32	KVE55C	1	02-SEP-2008	17:01:51	8233011	A8H200000	I8
33	KVC33	1	02-SEP-2008	17:08:28	8233011	8H19107	I8
34	CCV	1	02-SEP-2008	17:12:51			I8
35	CCB	1	02-SEP-2008	17:19:27			I8
36	KVC33S	1	02-SEP-2008	17:23:48	8233011	8H19107	I8
37	KVC33D	1	02-SEP-2008	17:30:26	8233011	8H19107	I8
38	KVC37	1	02-SEP-2008	17:37:03	8233011	8H19107	I8
39	KVC38	1	02-SEP-2008	17:41:27	8233011	8H19107	I8
40	KVC4A	1	02-SEP-2008	17:45:56	8233011	8H19107	I8
41	KVC4C	1	02-SEP-2008	17:50:21	8233011	8H19107	I8
42	KVC4D	1	02-SEP-2008	17:54:42	8233011	8H19107	I8
43	KVC4E	1	02-SEP-2008	17:59:04	8233011	8H19107	I8
44	KVDH4	1	02-SEP-2008	18:03:34	8233011	A8H190135	I8

(continued)

#	WorkOrder	Dilution	Date	Time	Batch	Lot	Instrument
45	KVE55B	1	21-AUG-2008	10:54:13	8233011	A8H200000	H1
46	CK2CCV	1	21-AUG-2008	10:55:31			H1
47	CK1CCB	1	21-AUG-2008	10:56:37			H1
48	KVE55C	1	21-AUG-2008	10:57:45	8233011	A8H200000	H1
49	KVC33	1	21-AUG-2008	10:58:51	8233011	8H19107	H1
50	KVC33S	1	21-AUG-2008	11:00:07	8233011	8H19107	H1
51	KVC33D	1	21-AUG-2008	11:01:37	8233011	8H19107	H1
52	KVC87	1	21-AUG-2008	11:02:42	8233011	A8H190123	H1
53	KVC4D	1	21-AUG-2008	11:03:49	8233011	8H19107	H1
54	KVDH4	1	21-AUG-2008	11:05:18	8233011	A8H190135	H1
55	KVC4A	1	21-AUG-2008	11:06:24	8233011	8H19107	H1
56	KVC6C	1	21-AUG-2008	11:07:33	8233011	A8H190111	H1
57	KVC4C	1	21-AUG-2008	11:08:38	8233011	8H19107	H1
58	CK2CCV	1	21-AUG-2008	11:10:27			H1
59	CK1CCB	1	21-AUG-2008	11:11:52			H1
60	KVC37	1	21-AUG-2008	11:13:03	8233011	8H19107	H1
61	KVC38	1	21-AUG-2008	11:14:13	8233011	8H19107	H1
62	KVC54	1	21-AUG-2008	11:15:35	8233011	A8H190111	H1
63	KVC4E	1	21-AUG-2008	11:16:47	8233011	8H19107	H1
64	KVE57B	1	21-AUG-2008	11:17:58	8233012	A8H200000	H1
65	KVE57C	1	21-AUG-2008	11:19:05	8233012	A8H200000	H1
66	KVC5F	1	21-AUG-2008	11:20:14	8233012	8H19109	H1
67	KVC5FX	1	21-AUG-2008	11:21:20	8233012	8H19109	H1
68	KVC5FS	1	21-AUG-2008	11:22:28	8233012	8H19109	H1
69	KVC5FF	1	21-AUG-2008	11:23:33	8233012	8H19109	H1
70	CK2CCV	1	21-AUG-2008	11:24:44			H1
71	CK1CCB		21-AUG-2008	11:25:50			H1
72	KVC5P		21-AUG-2008	11:26:57	8233012	8H19109	H1
73	KVC5PF		21-AUG-2008	11:28:03	8233012	8H19109	H1
74	KVC5M		21-AUG-2008	11:29:10	8233012	8H19109	H1
75	KVC5MF		21-AUG-2008	11:30:47	8233012	8H19109	H1
76	KVC5R		21-AUG-2008	11:31:56	8233012	8H19109	H1
77	KVC5RF		21-AUG-2008	11:33:02	8233012	8H19109	H1
78	KVC5Q		21-AUG-2008	11:34:09	8233012	8H19109	H1
79	KVC5QF		21-AUG-2008	11:35:19	8233012	8H19109	H1
80	KVC5N	1	21-AUG-2008	11:36:38	8233012	8H19109	H1
81	KVC5NF	1	21-AUG-2008	11:37:44	8233012	8H19109	H1
82	CK2CCV	1	21-AUG-2008	11:38:49			H1
83	CK1CCB	1	21-AUG-2008	11:39:54			H1
84	KT20X	1	21-AUG-2008	11:41:09	8228029	A8H130117	H1
85	CK2CCV	1	21-AUG-2008	11:42:27			H1
86	CK1CCB	1	21-AUG-2008	11:43:33			H1
87	CK2CCV	1	21-AUG-2008	14:41:25			H1
88	CK1CCB	1	21-AUG-2008	14:42:29			H1

---------- (continued) ----------

#	WorkOrder	Dilution	Date	Time	Batch	Lot	Instrument
89	KVFMJBT	1	21-AUG-2008	14:43:36	8234019	A8H200000	H1
90	KVHFJBT	1	21-AUG-2008	14:44:40	8234019	A8H210000	H1
91	KVHFJCT	1	21-AUG-2008	14:45:55	8234019	A8H210000	H1
92	KT4RGT	1	21-AUG-2008	14:47:01	8234019	A8H140106	H1
93	KT4RGTS	1	21-AUG-2008	14:48:45	8234019	A8H140106	H1
94	KT4RGTD	1	21-AUG-2008	14:49:50	8234019	A8H140106	H1
95	KVEN7T	1	21-AUG-2008	14:50:57	8234019	A8H190261	H1
96	KT784T	1	21-AUG-2008	14:52:04	8234019	A8H150217	H1
97	KT4RKT	1	21-AUG-2008	14:53:12	8234019	A8H140106	H1
98	KVEPCT	1	21-AUG-2008	14:54:27	8234019	A8H190261	H1
99	CK2CCV	1	21-AUG-2008	14:56:23			H1
100	CK1CCB	1	21-AUG-2008	14:57:44			H1
101	KT73XT	1	21-AUG-2008	14:58:53	8234019	A8H150191	H1
102	KT4RJT	1	21-AUG-2008	14:59:57	8234019	A8H140106	H1
103	KVHE7B	1	21-AUG-2008	15:01:02	8234014	A8H210000	H1
104	KVHE7C	1	21-AUG-2008	15:02:06	8234014	A8H210000	H1
105	KVGCK	1	21-AUG-2008	15:03:23	8234014	8H19109	H1
106	KVGCKX	1	21-AUG-2008	15:04:27	8234014	8H19109	H1
107	KVGCKS	1	21-AUG-2008	15:05:35	8234014	8H19109	H1
108	KVGCKF	1	21-AUG-2008	15:06:41	8234014	8H19109	H1
109	KVGCT	1	21-AUG-2008	15:07:49	8234014	8H19109	H1
110	KVGCTF	1	21-AUG-2008	15:08:55	8234014	8H19109	H1
111	CK2CCV	1	21-AUG-2008	15:10:22			H1
112	CK1CCB	1	21-AUG-2008	15:11:36			H1
113	KVGCW	1	21-AUG-2008	15:12:51	8234014	8H19109	H1
114	KVGCWF	1	21-AUG-2008	15:14:11	8234014	8H19109	H1
115	KVFMEBT	1	21-AUG-2008	15:15:27	8234016	A8H200000	H1
116	KVHFCBT	1	21-AUG-2008	15:16:54	8234016	A8H210000	H1
117	KVHFCCT	1	21-AUG-2008	15:17:58	8234016	A8H210000	H1
118	KT8A9T	1	21-AUG-2008	15:19:04	8234016	A8H150226	H1
119	KT8A9TS	1	21-AUG-2008	15:20:21	8234016	A8H150226	H1
120	KT8A9TD	1	21-AUG-2008	15:21:49	8234016	A8H150226	H1
121	KVHE9B	1	21-AUG-2008	15:23:56	8234015	A8H210000	H1
122	KVHE9C	1	21-AUG-2008	15:25:03	8234015	A8H210000	H1
123	CK2CCV	1	21-AUG-2008	15:26:34			H1
124	CK1CCB	1	21-AUG-2008	15:27:40			H1
125	KVFGT	1	21-AUG-2008	15:29:08	8234015	8H19107	H1
126	KVFGTS	1	21-AUG-2008	15:30:16	8234015	8H19107	H1
127	KVFGTD	1	21-AUG-2008	15:31:35	8234015	8H19107	H1
128	KVFAN	1	21-AUG-2008	15:32:43	8234015	8H19107	H1
129	KVFAM	1	21-AUG-2008	15:33:51	8234015	8H19107	H1
130	KVFAL	1	21-AUG-2008	15:35:06	8234015	8H19107	H1
131	CK2CCV	1	21-AUG-2008	15:50:49			H1
132	CK1CCB	1	21-AUG-2008	15:51:59			H1

(continued)

#	WorkOrder	Dilution	Date	Time	Batch	Lot	Instrument
133	KVFAK	1	21-AUG-2008	15:53:04	8234015	8H19107	H1
134	KVFAG	1	21-AUG-2008	15:54:39	8234015	8H19107	H1
135	KVFAJ	1	21-AUG-2008	15:56:07	8234015	8H19107	H1
136	KVFAH	1	21-AUG-2008	15:57:13	8234015	8H19107	H1
137	KVFDWF	1	21-AUG-2008	15:58:21	8234015	A8H200113	H1
138	KVFDXF	1	21-AUG-2008	15:59:41	8234015	A8H200113	H1
139	KVFD2F	1	21-AUG-2008	16:00:53	8234015	A8H200113	H1
140	KVFD0F	1	21-AUG-2008	16:02:04	8234015	A8H200113	H1
141	KVFDEF	1	21-AUG-2008	16:03:11	8234015	A8H200113	H1
142	KVFL9BT	1	21-AUG-2008	16:04:16	8234017	A8H200000	H1
143	CK2CCV	1	21-AUG-2008	16:05:32			H1
144	CK1CCB	1	21-AUG-2008	16:06:37			H1
145	KVHFEBT	1	21-AUG-2008	16:07:42	8234017	A8H210000	H1
146	KVHFECT	1	21-AUG-2008	16:08:47	8234017	A8H210000	H1
147	KT7L6T	1	21-AUG-2008	16:09:58	8234017	A8H150128	H1
148	KT7L6TS	1	21-AUG-2008	16:11:06	8234017	A8H150128	H1
149	KT7L6TD	1	21-AUG-2008	16:12:12	8234017	A8H150128	H1
150	KVHE5B	1	21-AUG-2008	16:13:20	8234013	A8H210000	H1
151	KVHE5C	1	21-AUG-2008	16:14:47	8234013	A8H210000	H1
152	KVFEG	1	21-AUG-2008	16:15:53	8234013	A8H200114	H1
153	KVFEGS	1	21-AUG-2008	16:16:59	8234013	A8H200114	H1
154	KVFEGD	1	21-AUG-2008	16:18:10	8234013	A8H200114	H1
155	CK2CCV	1	21-AUG-2008	16:19:55			H1
156	CK1CCB	1	21-AUG-2008	16:21:40			H1
157	KVFEXF	1	21-AUG-2008	16:22:45	8234013	A8H200114	H1
158	KVH0GB	1	21-AUG-2008	16:24:11	8234241	A8H210000	H1
159	KVH0GC	1	21-AUG-2008	16:25:27	8234241	A8H210000	H1
160	KVHVF	1	21-AUG-2008	16:26:53	8234241	A8H210127	H1
161	KVHVFS	1	21-AUG-2008	16:29:03	8234241	A8H210127	H1
162	KVHVFD	1	21-AUG-2008	16:30:11	8234241	A8H210127	H1
163	KVHE7B	1	21-AUG-2008	16:31:20	8234014	A8H210000	H1
164	KVHE7C	1	21-AUG-2008	16:32:59	8234014	A8H210000	H1
165	KVGCK	1	21-AUG-2008	16:34:07	8234014	8H19109	H1
166	KVGCKX	1	21-AUG-2008	16:35:17	8234014	8H19109	H1
167	CK2CCV	1	21-AUG-2008	16:36:28			H1
168	CK1CCB	1	21-AUG-2008	16:37:55			H1
169	KVGCKS	1	21-AUG-2008	16:39:22	8234014	8H19109	H1
170	KVGCKF	1	21-AUG-2008	16:40:28	8234014	8H19109	H1
171	KVGCT	1	21-AUG-2008	16:41:54	8234014	8H19109	H1
172	KVGCTF	1	21-AUG-2008	16:43:00	8234014	8H19109	H1
173	CK2CCV	1	21-AUG-2008	16:44:06			H1
174	CK1CCB	1	21-AUG-2008	16:45:23			H1

End of Report

```
:       Instrument Upload                                    Run Log - Page  1 :
:       Started Thu Aug 28 05:32:35 2008 by DAVIESB                            :
:       Data File: UPL$CAN_DATA_ROOT:<LHG>HG10827A.PRN;1                       :
```

#	WorkOrder	Dilution	Date	Time	Batch	Lot	Instrument
1	STD1REP1	1	27-AUG-2008	07:39:50			H1
2	STD2REP1	1	27-AUG-2008	07:41:10			H1
3	STD3REP1	1	27-AUG-2008	07:42:45			H1
4	STD4REP1	1	27-AUG-2008	07:43:55			H1
5	STD5REP1	1	27-AUG-2008	07:45:01			H1
6	STD6REP1	1	27-AUG-2008	07:46:12			H1
7	CK5ICV	1	27-AUG-2008	07:47:36			H1
8	CK4ICB	1	27-AUG-2008	07:48:47			H1
9	CK3CRA\MRL	1	27-AUG-2008	07:49:53			H1
10	CK2CCV	1	27-AUG-2008	08:04:28			H1
11	CK1CCB	1	27-AUG-2008	08:05:37			H1
12	KVPHFC	1	27-AUG-2008	08:06:43	8238020	A8H250000	H1
13	KVK3HC	1	27-AUG-2008	08:07:51			H1
14	CK2CCV	1	27-AUG-2008	08:09:17			H1
15	CK1CCB	1	27-AUG-2008	08:10:26			H1
16	CK2CCV	1	27-AUG-2008	08:39:36			H1
17	CK1CCB	1	27-AUG-2008	08:40:43			H1
18	ZZZZ	1	27-AUG-2008	08:41:49			H1
19	ZZZZ	1	27-AUG-2008	08:43:04			H1
20	ZZZZ	1	27-AUG-2008	08:44:27			H1
21	KVP25B	1	27-AUG-2008	08:45:35	8239011	A8H250000	H1
22	KVQ1RB	1	27-AUG-2008	08:46:40	8239011	A8H260000	H1
23	KVQ1RC	1	27-AUG-2008	08:47:51	8239011	A8H260000	H1
24	KVL96	1	27-AUG-2008	08:48:57	8239011	A8H220218	H1
25	KVL96S	1	27-AUG-2008	08:50:04	8239011	A8H220218	H1
26	KVL96D	1	27-AUG-2008	08:51:11	8239011	A8H220218	H1
27	KVQ1PB	1	27-AUG-2008	08:52:27	8239010	A8H260000	H1
28	CK2CCV	1	27-AUG-2008	08:53:58			H1
29	CK1CCB	1	27-AUG-2008	08:55:05			H1
30	KVQ1PC	1	27-AUG-2008	08:56:12	8239010	A8H260000	H1
31	KVPRC	1	27-AUG-2008	08:57:22	8239010	A8H250112	H1
32	KVPRCS	1	27-AUG-2008	08:58:29	8239010	A8H250112	H1
33	KVPRCD	1	27-AUG-2008	08:59:44	8239010	A8H250112	H1
34	KVPRH	1	27-AUG-2008	09:00:53	8239010	A8H250112	H1
35	KVPRG	1	27-AUG-2008	09:01:58	8239010	A8H250112	H1
36	KVPRE	1	27-AUG-2008	09:03:07	8239010	A8H250112	H1
37	KVPRN	1	27-AUG-2008	09:04:25	8239010	A8H250112	H1
38	KVP0R	1	27-AUG-2008	09:05:33	8239010	A8H250124	H1
39	KVP01	1	27-AUG-2008	09:06:39	8239010	A8H250124	H1
40	CK2CCV	1	27-AUG-2008	09:07:44			H1
41	CK1CCB	1	27-AUG-2008	09:08:51			H1
42	KVPRL	1	27-AUG-2008	09:09:57	8239010	A8H250112	H1
43	KVPRJ	1	27-AUG-2008	09:11:01	8239010	A8H250112	H1
44	KVPRK	1	27-AUG-2008	09:12:30	8239010	A8H250112	H1

(continued)

#	WorkOrder	Dilution	Date	Time	Batch	Lot	Instrument
45	KVK3KB	1	27-AUG-2008	09:13:34	8235014	A8H220000	H1
46	KVK3KC	1	27-AUG-2008	09:14:51	8235014	A8H220000	H1
47	KVHVL	1	27-AUG-2008	09:15:59	8235014	8H19109	H1
48	KVHVLF	1	27-AUG-2008	09:17:29	8235014	8H19109	H1
49	KVHVLX	1	27-AUG-2008	09:18:35	8235014	8H19109	H1
50	KVHVLS	1	27-AUG-2008	09:19:41	8235014	8H19109	H1
51	KVHV2	1	27-AUG-2008	09:20:47	8235014	8H19109	H1
52	CK2CCV	1	27-AUG-2008	09:21:52			H1
53	CK1CCB	1	27-AUG-2008	09:23:13			H1
54	KVHV2F	1	27-AUG-2008	09:24:19	8235014	8H19109	H1
55	KVHV1	1	27-AUG-2008	09:25:47	8235014	8H19109	H1
56	KVHV1F	1	27-AUG-2008	09:26:52	8235014	8H19109	H1
57	KVHV0	1	27-AUG-2008	09:27:56	8235014	8H19109	H1
58	KVHV0F	1	27-AUG-2008	09:29:03	8235014	8H19109	H1
59	KVPG8B	1	27-AUG-2008	09:30:08			H1
60	KVPG8C	1	27-AUG-2008	09:31:14			H1
61	KVMEK	1	27-AUG-2008	09:32:33			H1
62	KVMEKS	1	27-AUG-2008	09:33:50			H1
63	KVMEKD	1	27-AUG-2008	09:34:56			H1
64	CK2CCV	1	27-AUG-2008	09:36:11			H1
65	CK1CCB	1	27-AUG-2008	09:37:26			H1
66	KVMFHF	1	27-AUG-2008	09:38:33			H1
67	KVMFHFS	1	27-AUG-2008	09:39:44			H1
68	KVPG4B	1	27-AUG-2008	09:40:49	8238015	A8H250000	H1
69	KVPG4C	1	27-AUG-2008	09:41:54	8238015	A8H250000	H1
70	KVLF0	1	27-AUG-2008	09:43:12	8238015	8H22130	H1
71	KVLF0F	1	27-AUG-2008	09:44:17	8238015	8H22130	H1
72	KVLF0X	1	27-AUG-2008	09:45:26	8238015	8H22130	H1
73	KVLF0S	1	27-AUG-2008	09:46:34	8238015	8H22130	H1
74	KVLGG	1	27-AUG-2008	09:47:42	8238015	8H22130	H1
75	KVLGGF	1	27-AUG-2008	09:48:58	8238015	8H22130	H1
76	CK2CCV	1	27-AUG-2008	09:50:19			H1
77	CK1CCB	1	27-AUG-2008	09:51:29			H1
78	KVLGM	1	27-AUG-2008	09:52:44	8238015	8H22130	H1
79	KVLGMF	1	27-AUG-2008	09:54:02	8238015	8H22130	H1
80	KVLF9	1	27-AUG-2008	09:55:08	8238015	8H22130	H1
81	KVLF9F	1	27-AUG-2008	09:56:15	8238015	8H22130	H1
82	KVNXF	1	27-AUG-2008	09:57:32	8238015	8H22130	H1
83	KVNXFF	1	27-AUG-2008	09:58:42	8238015	8H22130	H1
84	KVNXT	1	27-AUG-2008	09:59:51	8238015	8H22130	H1
85	KVNXTF	1	27-AUG-2008	10:01:17	8238015	8H22130	H1
86	KVLHC	1	27-AUG-2008	10:02:53	8238015	8H22130	H1
87	KVLHCF	1	27-AUG-2008	10:04:09	8238015	8H22130	H1
88	CK2CCV	1	27-AUG-2008	10:05:15			H1

(continued)

#	WorkOrder	Dilution	Date	Time	Batch	Lot	Instrument
89	CK1CCB	1	27-AUG-2008	10:06:43			H1
90	KVPG6BF	1	27-AUG-2008	10:07:51			H1
91	KVPG6CF	1	27-AUG-2008	10:08:58			H1
92	KVMDX	1	27-AUG-2008	10:10:15			H1
93	KVMF6	1	27-AUG-2008	10:11:32			H1
94	KVMHQ	1	27-AUG-2008	10:13:00			H1
95	KVMHQS	1	27-AUG-2008	10:14:07			H1
96	KVMHQD	1	27-AUG-2008	10:15:13			H1
97	KVJ8M	1	27-AUG-2008	10:16:29	8238016	8H21295	H1
98	KVJ8MF	1	27-AUG-2008	10:17:38	8238016	8H21295	H1
99	KVJ8Q	1	27-AUG-2008	10:18:45	8238016	8H21295	H1
100	CK2CCV	1	27-AUG-2008	10:19:54			H1
101	CK1CCB	1	27-AUG-2008	10:20:59			H1
102	KVJ8QF	1	27-AUG-2008	10:22:10	8238016	8H21295	H1
103	KVMCK	1	27-AUG-2008	10:23:17	8238016	8H21295	H1
104	KVMCKF	1	27-AUG-2008	10:24:24	8238016	8H21295	H1
105	KVMDW	1	27-AUG-2008	10:25:43			H1
106	KVMDT	1	27-AUG-2008	10:26:52			H1
107	KVMDP	1	27-AUG-2008	10:28:04			H1
108	CK2CCV	1	27-AUG-2008	10:29:09			H1
109	CK1CCB	1	27-AUG-2008	10:30:54			H1
110	CK2CCV	1	27-AUG-2008	10:41:30			H1
111	CK1CCB	1	27-AUG-2008	10:42:49			H1
112	KVPHABF	1	27-AUG-2008	10:43:53			H1
113	KVPHACF	1	27-AUG-2008	10:45:08			H1
114	KVK5FF	1	27-AUG-2008	10:46:12			H1
115	KVK5FFS	1	27-AUG-2008	10:47:17			H1
116	KVK5FFD	1	27-AUG-2008	10:48:23			H1
117	KVK6AF	1	27-AUG-2008	10:49:31			H1
118	KVK59F	1	27-AUG-2008	10:50:38			H1
119	KVK5GF	1	27-AUG-2008	10:51:47			H1
120	KVK53F	1	27-AUG-2008	10:52:54			H1
121	KVK51F	1	27-AUG-2008	10:54:02			H1
122	CK2CCV	1	27-AUG-2008	10:55:11			H1
123	CK1CCB	1	27-AUG-2008	10:56:31			H1
124	KVK5LF	1	27-AUG-2008	10:57:36			H1
125	KVK5KF	1	27-AUG-2008	10:58:41			H1
126	KVK55F	1	27-AUG-2008	11:00:10			H1
127	KVK5NF	1	27-AUG-2008	11:01:15			H1
128	KVK5VF	1	27-AUG-2008	11:02:23			H1
129	KVK5RF	1	27-AUG-2008	11:03:33			H1
130	KVK5JF	1	27-AUG-2008	11:04:40			H1
131	KVK5XF	1	27-AUG-2008	11:05:45			H1
132	KVK57F	1	27-AUG-2008	11:06:52			H1

(continued)

#	WorkOrder	Dilution	Date	Time	Batch	Lot	Instrument
133	KVK6CF	1	27-AUG-2008	11:08:00			H1
134	CK2CCV	1	27-AUG-2008	11:09:26			H1
135	CK1CCB	1	27-AUG-2008	11:10:41			H1
136	KVK5PF	1	27-AUG-2008	11:11:46			H1
137	KVK5MF	1	27-AUG-2008	11:13:02			H1
138	KVK5WF	1	27-AUG-2008	11:14:08			H1
139	CK2CCV	1	27-AUG-2008	11:15:14			H1
140	CK1CCB	1	27-AUG-2008	11:16:19			H1
141	CK2CCV	1	27-AUG-2008	15:05:35			H1
142	CK1CCB	1	27-AUG-2008	15:07:06			H1
143	KVTHNBT	1	27-AUG-2008	15:08:33	8240013	A8H260000	H1
144	KVT8FBT	1	27-AUG-2008	15:09:42	8240013	A8H270000	H1
145	KVT8FCT	1	27-AUG-2008	15:10:46	8240013	A8H270000	H1
146	KVNKRT	1	27-AUG-2008	15:11:50	8240013	A8H230105	H1
147	KVNKRTS	1	27-AUG-2008	15:12:56	8240013	A8H230105	H1
148	KVNKRTD	1	27-AUG-2008	15:14:06	8240013	A8H230105	H1
149	KVT8DB	1	27-AUG-2008	15:15:11	8240012	A8H270000	H1
150	KVT8DC	1	27-AUG-2008	15:16:17	8240012	A8H270000	H1
151	KVRLX	1	27-AUG-2008	15:17:32	8240012	A8H260159	H1
152	KVRLXF	1	27-AUG-2008	15:18:42	8240012	A8H260159	H1
153	CK2CCV	1	27-AUG-2008	15:19:48			H1
154	CK1CCB	1	27-AUG-2008	15:20:53			H1
155	KVRLXX	1	27-AUG-2008	15:22:13	8240012	A8H260159	H1
156	KVRLXS	1	27-AUG-2008	15:23:48	8240012	A8H260159	H1
157	KVTG7BT	1	27-AUG-2008	15:25:02	8240014	A8H260000	H1
158	KVT8HBT	1	27-AUG-2008	15:26:39	8240014	A8H270000	H1
159	KVT8HCT	1	27-AUG-2008	15:27:45	8240014	A8H270000	H1
160	KVRCMT	1	27-AUG-2008	15:29:01	8240014	A8H260122	H1
161	KVRCMTX	1	27-AUG-2008	15:30:06	8240014	A8H260122	H1
162	KVRCMTS	1	27-AUG-2008	15:31:15	8240014	A8H260122	H1
163	KVRCWT	1	27-AUG-2008	15:32:21	8240014	A8H260122	H1
164	KVRCTT	1	27-AUG-2008	15:33:26	8240014	A8H260122	H1
165	CK2CCV	1	27-AUG-2008	15:34:31			H1
166	CK1CCB	1	27-AUG-2008	15:35:38			H1
167	KVTHWBT	1	27-AUG-2008	15:36:46	8240015	A8H260000	H1
168	KVT8KBT	1	27-AUG-2008	15:37:52	8240015	A8H270000	H1
169	KVT8KCT	1	27-AUG-2008	15:39:02	8240015	A8H270000	H1
170	KVLD1T	1	27-AUG-2008	15:40:29	8240015	A8H220121	H1
171	KVLD1TS	1	27-AUG-2008	15:41:35	8240015	A8H220121	H1
172	KVLD1TD	1	27-AUG-2008	15:43:41	8240015	A8H220121	H1
173	KVNKQT	1	27-AUG-2008	15:44:48	8240015	A8H230105	H1
174	KVMT1T	1	27-AUG-2008	15:46:13	8240015	A8H220298	H1
175	KVLD4T	1	27-AUG-2008	15:47:34	8240015	A8H220121	H1
176	KVLD5T	1	27-AUG-2008	15:48:40	8240015	A8H220121	H1

(continued)

#	WorkOrder	Dilution	Date	Time	Batch	Lot	Instrument
177	CK2CCV	1	27-AUG-2008	15:49:59			H1
178	CK1CCB	1	27-AUG-2008	15:51:07			H1
179	KVNKMT	1	27-AUG-2008	15:52:18	8240015	A8H230105	H1
180	KVNGPT	1	27-AUG-2008	15:53:24	8240015	A8H230105	H1
181	KVNKLT	1	27-AUG-2008	15:54:43	8240015	A8H230105	H1
182	KVNKPT	1	27-AUG-2008	15:55:51	8240015	A8H230105	H1
183	KVMTVT	1	27-AUG-2008	15:56:59	8240015	A8H220298	H1
184	KVT8RB	1	27-AUG-2008	15:58:06	8240018	A8H270000	H1
185	KVT8RC	1	27-AUG-2008	15:59:26	8240018	A8H270000	H1
186	KVQ8R	1	27-AUG-2008	16:00:45	8240018	A8H260113	H1
187	KVQ8RS	1	27-AUG-2008	16:02:01	8240018	A8H260113	H1
188	KVQ8RD	1	27-AUG-2008	16:03:08	8240018	A8H260113	H1
189	CK2CCV	1	27-AUG-2008	16:04:13			H1
190	CK1CCB	1	27-AUG-2008	16:05:21			H1
191	KVQ84	1	27-AUG-2008	16:06:26	8240018	A8H260113	H1
192	KVQ9G	1	27-AUG-2008	16:07:33	8240018	A8H260113	H1
193	KVQ83	1	27-AUG-2008	16:08:45	8240018	A8H260113	H1
194	KVQ88	1	27-AUG-2008	16:09:54	8240018	A8H260113	H1
195	KVQ9K	1	27-AUG-2008	16:11:02	8240018	A8H260113	H1
196	KVQ80	1	27-AUG-2008	16:12:17	8240018	A8H260113	H1
197	KVQ85	1	27-AUG-2008	16:13:24	8240018	A8H260113	H1
198	KVQ81	1	27-AUG-2008	16:14:45	8240018	A8H260113	H1
199	KVQ89	1	27-AUG-2008	16:15:51	8240018	A8H260113	H1
200	KVQ87	1	27-AUG-2008	16:17:08	8240018	A8H260113	H1
201	CK2CCV	1	27-AUG-2008	16:18:16			H1
202	CK1CCB	1	27-AUG-2008	16:19:23			H1
203	KVQ86	1	27-AUG-2008	16:20:32	8240018	A8H260113	H1
204	KVT8AB	1	27-AUG-2008	16:21:38	8240011	A8H270000	H1
205	KVT8AC	1	27-AUG-2008	16:22:54	8240011	A8H270000	H1
206	KVRHQ	1	27-AUG-2008	16:24:03	8240011	8H26147	H1
207	KVRHQS	1	27-AUG-2008	16:25:10	8240011	8H26147	H1
208	KVRHQD	1	27-AUG-2008	16:26:18	8240011	8H26147	H1
209	KVRA6	1	27-AUG-2008	16:27:25	8240011	8H22130	H1
210	KVRA6F	1	27-AUG-2008	16:28:32	8240011	8H22130	H1
211	KVRA6X	1	27-AUG-2008	16:29:40	8240011	8H22130	H1
212	KVRA6S	1	27-AUG-2008	16:30:47	8240011	8H22130	H1
213	CK2CCV	1	27-AUG-2008	16:31:54			H1
214	CK1CCB	1	27-AUG-2008	16:32:59			H1
215	KVRA7	1	27-AUG-2008	16:34:07	8240011	8H22130	H1
216	KVRA7F	1	27-AUG-2008	16:35:13	8240011	8H22130	H1
217	KVRCD	1	27-AUG-2008	16:36:20	8240011	8H22130	H1
218	KVRCDF	1	27-AUG-2008	16:37:31	8240011	8H22130	H1
219	KVRCJ	1	27-AUG-2008	16:38:40	8240011	8H22130	H1
220	KVRCJF	1	27-AUG-2008	16:39:52	8240011	8H22130	H1

(continued)

: Instrument Upload Run Log - Page 6 :
: Started Thu Aug 28 05:32:35 2008 by DAVIESB :
: Data File: UPL$CAN_DATA_ROOT:<LHG>HG10827A.PRN;1 :

#	WorkOrder	Dilution	Date	Time	Batch	Lot	Instrument
221	KVRCG	1	27-AUG-2008	16:41:08	8240011	8H22130	H1
222	KVRCGF	1	27-AUG-2008	16:42:19	8240011	8H22130	H1
223	KVRDG	1	27-AUG-2008	16:43:30	8240011	A8H260127	H1
224	KVRDL	1	27-AUG-2008	16:45:00	8240011	A8H260127	H1
225	CK2CCV	1	27-AUG-2008	16:46:46			H1
226	CK1CCB	1	27-AUG-2008	16:48:17			H1
227	KVRDK	1	27-AUG-2008	16:49:22	8240011	A8H260127	H1
228	KVRH0	1	27-AUG-2008	16:50:28	8240011	8H26147	H1
229	KVRDJ	1	27-AUG-2008	16:51:46	8240011	A8H260127	H1
230	KVRHX	1	27-AUG-2008	16:52:55	8240011	8H26147	H1
231	CRA	1	27-AUG-2008	16:54:11			H1
232	CK2CCV	1	27-AUG-2008	16:55:17			H1
233	CK1CCB	1	27-AUG-2008	16:56:23			H1

End of Report

: Instrument Upload Run Log - Page 1 :
: Started Fri Aug 22 11:54:35 2008 by LISTM :
: Data File: UPL$CAN_DATA_ROOT:<LHG>HG40822A.PRN;1 :

#	WorkOrder	Dilution	Date	Time	Batch	Lot	Instrument
1	HG		22-AUG-2008				H4
2	STD01REP1	1	22-AUG-2008	12:10:28			H4
3	STD02REP1	1	22-AUG-2008	12:12:27			H4
4	STD01REP1	1	22-AUG-2008	12:15:16			H4
5	STD02REP1	1	22-AUG-2008	12:17:26			H4
6	STD03REP1	1	22-AUG-2008	12:19:30			H4
7	STD04REP1	1	22-AUG-2008	12:21:33			H4
8	STD05REP1	1	22-AUG-2008	12:23:35			H4
9	STD06REP1	1	22-AUG-2008	12:25:34			H4
10	CK2ICV	1	22-AUG-2008	12:34:43			H4
11	CK3ICB	1	22-AUG-2008	12:36:52			H4
12	CK4CRA\MRL	1	22-AUG-2008	12:39:06			H4
13	CK6CCV	1	22-AUG-2008	12:44:00			H4
14	CK5CCB	1	22-AUG-2008	12:46:19			H4
15	KVHVF	1	22-AUG-2008	12:48:47	8234241	A8H210127	H4
16	KVFGT		22-AUG-2008	12:50:55	8234015	8H19107	H4
17	KVGCT	1	22-AUG-2008	12:52:54	8234014	8H19109	H4
18	CK6CCV	1	22-AUG-2008	12:55:13			H4
19	CK5CCB	1	22-AUG-2008	12:57:11			H4

DMW 08-19

End of Report

: Instrument Upload Run Log - Page 1 :
: Started Fri Aug 22 05:41:43 2008 by LISTM :
: Data File: UPL$CAN_DATA_ROOT:<LHG>HG10821B.PRN;1 :

#	WorkOrder	Dilution	Date	Time	Batch	Lot	Instrument
1	STD1REP1	1	21-AUG-2008	10:00:43			H1
2	STD2REP1	1	21-AUG-2008	10:01:54			H1
3	STD3REP1	1	21-AUG-2008	10:03:03			H1
4	STD4REP1	1	21-AUG-2008	10:04:09			H1
5	STD5REP1	1	21-AUG-2008	10:05:35			H1
6	STD6REP1	1	21-AUG-2008	10:07:11			H1
7	CK5ICV	1	21-AUG-2008	10:08:41			H1
8	CK4ICB	1	21-AUG-2008	10:09:47			H1
9	CK3CRA\MRL	1	21-AUG-2008	10:11:05			H1
10	CK2CCV	1	21-AUG-2008	10:12:11			H1
11	CK1CCB	1	21-AUG-2008	10:13:27			H1
12	KVDHGBT	1	21-AUG-2008	10:14:34	8233013	A8H190000	H1
13	KVE59BT	1	21-AUG-2008	10:15:38	8233013	A8H200000	H1
14	KVE59CT	1	21-AUG-2008	10:16:54	8233013	A8H200000	H1
15	KT91XT	1	21-AUG-2008	10:18:01	8233013	A8H160192	H1
16	KT91XTS	1	21-AUG-2008	10:19:20	8233013	A8H160192	H1
17	KT91XTD	1	21-AUG-2008	10:20:27	8233013	A8H160192	H1
18	KT914T	1	21-AUG-2008	10:21:33	8233013	A8H160192	H1
19	KT911T	1	21-AUG-2008	10:22:48	8233013	A8H160192	H1
20	KT913T	1	21-AUG-2008	10:23:54	8233013	A8H160192	H1
21	KT912T	1	21-AUG-2008	10:24:59	8233013	A8H160192	H1
22	CK2CCV	1	21-AUG-2008	10:26:16			H1
23	CK1CCB	1	21-AUG-2008	10:27:31			H1
24	KT92JT	1	21-AUG-2008	10:28:37	8233013	A8H160192	H1
25	KT92CT	1	21-AUG-2008	10:29:52	8233013	A8H160192	H1
26	KT910T	1	21-AUG-2008	10:31:06	8233013	A8H160192	H1
27	KVC19T	1	21-AUG-2008	10:32:15	8233013	A8H190106	H1
28	KVDGNBT	1	21-AUG-2008	10:33:51	8233014	A8H190000	H1
29	KVE6CBT	1	21-AUG-2008	10:35:06	8233014	A8H200000	H1
30	KVE6CCT	1	21-AUG-2008	10:36:11	8233014	A8H200000	H1
31	KT91DT	1	21-AUG-2008	10:37:21	8233014	A8H160185	H1
32	KT91DTS	1	21-AUG-2008	10:38:27	8233014	A8H160185	H1
33	KT91DTD	1	21-AUG-2008	10:39:43	8233014	A8H160185	H1
34	CK2CCV	1	21-AUG-2008	10:40:58			H1
35	CK1CCB	1	21-AUG-2008	10:42:19			H1
36	KT92FT	1	21-AUG-2008	10:43:29	8233014	A8H160192	H1
37	KT919T	1	21-AUG-2008	10:44:45	8233014	A8H160192	H1
38	KT92AT	1	21-AUG-2008	10:46:01	8233014	A8H160192	H1
39	KT918T	1	21-AUG-2008	10:47:08	8233014	A8H160192	H1
40	KT92DT	1	21-AUG-2008	10:48:32	8233014	A8H160192	H1
41	KT916T	1	21-AUG-2008	10:49:37	8233014	A8H160192	H1
42	KT92GT	1	21-AUG-2008	10:50:52	8233014	A8H160192	H1
43	KVC2WT	1	21-AUG-2008	10:51:57	8233014	A8H190106	H1
44	KVC24T	1	21-AUG-2008	10:53:02	8233014	A8H190106	H1

(continued)

Line	Conc.	Units	SD/RSD	1	2	3	4	5

*** Sample ID: KVHV1 Seq: 54 09:25:47 27 Aug 2008 HG
WATER
Hg .8761 ppb .0000 % .8761

*** Sample ID: KVHV1F Seq: 55 09:26:52 27 Aug 2008 HG
WATER
Hg .1733 ppb .0000 % .1733

*** Sample ID: KVHV0 Seq: 56 09:27:56 27 Aug 2008 HG
WATER
Hg .1457 ppb .0000 % .1457

Sample DMW-17I-082008 dissolved Hg result 0.12 ug/L

*** Sample ID: KVHV0F Seq: 57 09:29:03 27 Aug 2008 HG
WATER
Hg .1153 ppb .0000 % .1153

*** Sample ID: KVPG8B Seq: 58 09:30:08 27 Aug 2008 HG
8238017
Hg .0479 ppb .0000 % .0479

*** Sample ID: KVPG8C Seq: 59 09:31:14 27 Aug 2008 HG
WATER
Hg 4.916 ppb .0000 % 4.916

*** Sample ID: KVMEK Seq: 60 09:32:33 27 Aug 2008 HG
WATER
Hg .0165 ppb .0000 % .0165

*** Sample ID: KVMEKS Seq: 61 09:33:50 27 Aug 2008 HG
WATER
Hg .9809 ppb .0000 % .9809

*** Sample ID: KVMEKD Seq: 62 09:34:56 27 Aug 2008 HG
WATER
Hg 1.134 ppb .0000 % 1.134

*** Check Standard: 2 Ck2CCV Seq: 63 09:36:11 27 Aug 2008 HG

Line	Flag	%Rcv.	Found	True	Units	SD/RSD
Hg		98.76	4.938	5.000	ppb	.0000 %

*** Check Standard: 1 Ck1CCB Seq: 64 09:37:26 27 Aug 2008 HG

Line	Flag	Found	Range(+/-)	Units	SD/RSD
Hg		.0938	.2000	ppb	.0000 %

*** Sample ID: KVMFHF Seq: 65 09:38:33 27 Aug 2008 HG
WATER
Hg .1592 ppb .0000 % .1592

Sample DMW-17I-082008 dissolved arsenic result 15.0 ug/L

KVHV0F 8/29/2008 16:17:38 QC Status: PASS (Initial: PASS)

User Pre-dilution: 1.000

Run	Time	6Li	9Be	10B
		ppb	ppb	ppb
X		96.424%	0.011	32.930
%RSD		6.751	64.950	1.666
Run	Time	23Na	25Mg	27Al
		ppb	ppb	ppb
X		10780.000	1591.000	44.890
%RSD		0.915	0.342	10.120
Run	Time	35Cl	39K	43Ca
		ppb	ppb	ppb
X		0.000	↑ 1326.000	3766.000
%RSD		0.000	↑ 0.699	0.392
Run	Time	45Sc	45Sc	47Ti
		ppb	ppb	ppb
X		↑ 94.630%	104.886%	0.200
%RSD		↑ 7.307	0.494	43.800
Run	Time	51V	52Cr	[illegible]
		ppb	ppb	[illegible]
X		0.473	1.046	-1.153
%RSD		33.460	4.337	17.280
Run	Time	55Mn	56Fe	59Co
		ppb	ppb	ppb
X		↑ 163.800	↑ 18650.000	6.976
%RSD		↑ 1.481	↑ 1.182	1.825
Run	Time	60Ni	65Cu	66Zn
		ppb	ppb	ppb
X		5.415	0.118	4.467
%RSD		3.348	23.190	3.830
Run	Time	72Ge	75As	[illegible]
		ppb	ppb	[illegible]
X		102.158%	15.020	0.138
%RSD		0.709	2.724	17.970
Run	Time	78Se	88Sr	95Mo
		ppb	ppb	ppb
X		-0.022	21.580	0.655
%RSD		28.490	1.301	5.943
Run	Time	105Pd	107Ag	[illegible]
		ppb	ppb	[illegible]
X		0.000	-0.014	-0.228
%RSD		0.000	34.830	232.300
Run	Time	111Cd	115In	118Sn
		ppb	ppb	ppb
X		0.004	100.393%	0.169
%RSD		183.300	0.397	18.040
Run	Time	121Sb	137Ba	182W
		ppb	ppb	ppb
X		0.041	28.240	0.085
%RSD		15.280	1.672	6.304
Run	Time	205Tl	208Pb	209Bi
		ppb	ppb	ppb
X		0.119	0.066	105.282%
%RSD		5.798	2.592	1.220

METHOD BLANK REPORT

General Chemistry

Client Lot #...: 8H19109 **Matrix.....:** WATER

PARAMETER	RESULT	REPORTING LIMIT	UNITS	METHOD	PREPARATION-ANALYSIS DATE	PREP BATCH #
Hexavalent Chromium		Work Order #: KVEQE1AA		MB Lot-Sample #:	A8H190000-428	
	ND	0.02	mg/L	SW846 7196A	08/19/08	8232428
		Dilution Factor: 1				
Hexavalent Chromium		Work Order #: KVGTV1AA		MB Lot-Sample #:	A8H200000-371	
	ND	0.02	mg/L	SW846 7196A	08/20/08	8233371
		Dilution Factor: 1				
Hexavalent Chromium		Work Order #: KVJ801AA		MB Lot-Sample #:	A8H210000-376	
	ND	0.020	mg/L	SW846 7196A	08/21/08	8234376
		Dilution Factor: 1				

NOTE(S):

Calculations are performed before rounding to avoid round-off errors in calculated results.

LABORATORY CONTROL SAMPLE DATA REPORT

General Chemistry

Lot-Sample #...: 8H19109 **Matrix.....:** WATER

PARAMETER	SPIKE AMOUNT	MEASURED AMOUNT	UNITS	PERCNT RECVRY	RPD	METHOD	PREPARATION-ANALYSIS DATE	PREP BATCH #
Hexavalent Chromium	WO#:KVGTV1AC-LCS/KVGTV1AD-LCSD LCS Lot-Sample#: A8H200000-371							
	0.25	0.27	mg/L	106		SW846 7196A	08/20/08	8233371
	0.25	0.25	mg/L	100	6.8	SW846 7196A	08/20/08	8233371
	Dilution Factor: 1							

NOTE(S):

Calculations are performed before rounding to avoid round-off errors in calculated results.

LABORATORY CONTROL SAMPLE DATA REPORT

General Chemistry

Client Lot #...: 8H19109 **Matrix.....:** WATER

PARAMETER	SPIKE AMOUNT	MEASURED AMOUNT	UNITS	PERCNT RECVRY	METHOD	PREPARATION-ANALYSIS DATE	PREP BATCH #
Dissolved Hexavalent Chromium	Work Order #: KVJ801AC			LCS Lot-Sample#: A8H210000-376			
	0.25	0.23	mg/L	93	SW846 7196A	08/21/08	8234376
			Dilution Factor: 1				

NOTE(S):

Calculations are performed before rounding to avoid round-off errors in calculated results.

MATRIX SPIKE SAMPLE DATA REPORT

General Chemistry

Client Lot #...: 8H19109 **Matrix.....:** WATER
Date Sampled...: 08/20/08 13:23 **Date Received..:** 08/21/08

PARAMETER	SAMPLE AMOUNT	SPIKE AMT	MEASRD AMOUNT	UNITS	PERCNT RECVRY	RPD	METHOD	PREPARATION-ANALYSIS DATE	PREP BATCH #
Dissolved Hexavalent Chromium			WO#: KVC871AQ-MS/KVC871AR-MSD				MS Lot-Sample #: A8H190123-001		
	ND	0.25	0.27	mg/L	108		SW846 7196A	08/19/08	8232428
	ND	0.25	0.26	mg/L	104	4.2	SW846 7196A	08/19/08	8232428
			Dilution Factor: 1						
Dissolved Hexavalent Chromium			WO#: KVJ541AC-MS/KVJ541AD-MSD				MS Lot-Sample #: A8H210279-010		
	0.0099	0.25	0.21	mg/L	78		SW846 7196A	08/21/08	8234376
	0.0099	0.25	0.23	mg/L	87	9.8	SW846 7196A	08/21/08	8234376
			Dilution Factor: 1						

NOTE(S):

Calculations are performed before rounding to avoid round-off errors in calculated results.

MATRIX SPIKE SAMPLE DATA REPORT

General Chemistry

Client Lot #...: 8H19109 **Matrix.....:** WG
Date Sampled...: 08/19/08 11:25 **Date Received..:** 08/20/08

PARAMETER	SAMPLE AMOUNT	SPIKE AMT	MEASRD AMOUNT	UNITS	PERCNT RECVRY	RPD	METHOD	PREPARATION-ANALYSIS DATE	PREP BATCH #
Hexavalent Chromium			WO#: KVGCK1DX-MS/KVGCK1D0-MSD				MS Lot-Sample #: A8H200234-001		
	0.01	0.25	0.04 N	mg/L	11		SW846 7196A	08/20/08	8233371
	0.01	0.25	0.10	mg/L	36	89	SW846 7196A	08/20/08	8233371
			Qualifiers: N,*						
			Dilution Factor: 1						

NOTE(S):

Calculations are performed before rounding to avoid round-off errors in calculated results.

N Spiked analyte recovery is outside stated control limits.

* Relative percent difference (RPD) is outside stated control limits.

Tetra Tech NUS **INTERNAL CORRESPONDENCE**

TO: **A. APANAVAGE** **DATE:** **OCTOBER 28, 2008**

FROM: **L. CIOFANI** **COPIES:** **DV FILE**

SUBJECT: **ORGANIC DATA VALIDATION- VOC / SVOC**
MARTIN STATE AIRPORT
SAMPLE DELIVERY GROUP (SDG) 8H22130

SAMPLES: 20/Aqueous/

DMW-14I-082508	DMW-16D-082508	DMW-16I-082108
DMW-16S-082108	DMW-2S-082108	DMW-4D-082508
DMW-4I-082508	DMW-4S-082508	DMW-5D-082108
DMW-5I-082608	DMW-5S-082608	DMW-6S-082108
DMW-9D-082208	DMW-9I-082208	DMW-9S-082208
MW-6-082608	TB-082108	TB-082208
TB-082508	TB-082608	

OVERVIEW

The sample set for Martin State Airport, SDG 8H22130, consists of sixteen (16) aqueous environmental samples and four (4) trip blanks. There are no field duplicate pairs associated with this SDG.

Samples were analyzed for volatile organic compounds (VOC) and one semivolatile organic compound (SVOC).

The samples were collected by Tetra Tech NUS on August 21, 22, 25, and 26, 2008 and analyzed by TestAmerica Laboratories, Inc. All analyses were conducted in accordance with SW-846 Method 8260B and 8270C analysis and reporting protocols.

The data in this SDG were validated with regard to the following parameters: data completeness, holding times, GC/MS tuning, initial/continuing calibrations, laboratory method/field blank results, surrogate spike recovery, internal standard recoveries, blank spike/blank spike duplicate results, matrix spike/matrix spike duplicate results, field duplicate precision, compound identification, tentatively identified compounds, compound quantitation, and detection limits. Problems affecting data quality are discussed below; documentation supporting these findings is presented in Appendix C. Qualified Analytical results are presented in Appendix A. Results as reported by the laboratory are presented in Appendix B.

Major Problems

- The initial calibration run on 08/12/08 on instrument A3UX15 had a relative response factor (RRF) result that was less than the quality control minimum of 0.05 for tertiary-butyl alcohol. Non-detected results for this compound were qualified as unusable (UR) in the associated samples: DMW-6S-082108, DW-16I-082108, DMW-5D-082108, DMW-2S-082108, and TB-082108.

- Continuing calibration run on 08/28/08 at 09:45 on instrument A3UX15.i produced an RRF less than the 0.05 acceptance minimum for tertiary-butyl alcohol. No action was necessary because this compound was previously qualified due to initial calibration RRF in the associated samples (DMW-6S-082108, DW-16I-082108, DMW-5D-082108, DMW-2S-082108, and TB-082108).

- Initial calibration run on 09/02/08 on A3UX15 produced an RRF result less than the quality control

minimum of 0.05 for tertiary-butyl alcohol affecting the following samples: DMW-4I-082508, TB-082608, MW-6-082608, TB-082208, DMW-9I-082208, DMW-9D-082208, DMW-9S-082208, DMW-16S-082108, TB-082508, DMW-16D-082508, DMW-4D-082508, DMW-4S-082508, DMW-5I-082608, DMW-5S-082608, and DMW-14I-082508. Non-detected results for this compound were qualified as unusable (UR).

- The continuing calibration run on 09/03/08 at 9:44 on instrument A3UX15.i produced an RRF result less than the quality control minimum of 0.05 for tertiary-butyl alcohol affecting samples TB-082508 and DMW-16D-082508. No further action was necessary because this compound was already qualified due to initial calibration RRF in the affected samples.

- Continuing calibration run on 09/03/08 at 20:48 on instrument A3UX15.i produced an RRF result less than the quality control minimum of 0.05 for tertiary-butyl alcohol affecting samples TB-082608 and MW-6-082608. No action was taken for tertiary-butyl alcohol because this compound was already qualified due to initial calibration RRF.

- Continuing calibration run on 09/04/08 at 10:28 on instrument A3UX15.i produced an RRF that was less than the acceptance minimum of 0.05 for tertiary-butyl alcohol affecting samples DMW-4I-082508, DMW-4D-082508, DMW-14I-082508, DMW-4S-082508, DMW-5I-082608, and DMW-5S-082608. No action was taken because tertiary-butyl alcohol was previously qualified due to initial calibration RRF.

Minor Problems

- The following analytes were detected in the method blanks and trip blanks at the following maximum concentrations:

Analyte	Maximum Concentration	Action Level
1,2,3-trichlorobenzene	0.39 ug/L	1.95 ug/L
1,2,3-trimethylbenzene	0.038 ug/L	0.19 ug/L
1,2,4-trichlorobenzene	0.22 ug/L	1.1 ug/L
Acetone[1]	7.9 ug/L	79 ug/L
Naphthalene	0.31 ug/L	1.55 ug/L
Styrene	0.48 ug/L	2.4 ug/L
Tertiary-butyl alcohol	7.3 ug/L	36.5 ug/L

1 – Maximum concentration detected in trip blank

Action levels of 10X the maximum concentration of acetone and 5X the maximum concentration of all other analytes were used to evaluate the sample data for blank contamination. Sample aliquot and dilution factors, if applicable, were taken into consideration in evaluating for blank contamination. Positive results for the aforementioned analytes reported to be less than the action levels were qualified as non-detected due to blank contamination (B). Trip blanks were not qualified due to blank contamination.

- Continuing calibration run on 08/28/08 at 09:45 on instrument A3UX15.i produced percent difference results outside of the acceptance range of ± 25% (but within ± 50%) for acetone, carbon disulfide, 2,2-dichloropropane, bromoform, hexachlorobutadiene, and 1,2,3-trichlorobenzene. Only the positive result for acetone in sample TB-082108 was qualified as estimated (J) from the associated samples (DMW-6S-082108, DW-16I-082108, DMW-5D-082108, DMW-2S-082108, and TB-082108).

- Percent difference results from the continuing calibration run on 09/03/08 at 20:48 on instrument A3UX15.i were outside of the acceptance range of ± 25% (but within ± 50%) for 1,2,3-trichlorobenzene, 1,2,4-trichlorobenzene, hexachlorobutadine, naphthalene, tertiary-butyl alcohol, and vinyl acetate. No further action was necessary for tertiary-butyl alcohol because this compound was already qualified due to initial calibration RRF in the affected samples, TB-082608 and MW-6-082608. No action was necessary for the other compounds because results for these compounds were non-detected in the same affected samples.

Notes

Multiple samples were analyzed with dilution factors (DFs) greater than 1. Undiluted results were not presented for these samples. No action was taken on this basis. These samples and corresponding DFs are as follows:

VOC Sample(s)	Dilution Factor
DMW-16S-082108	3.33
DMW-5I-082608	4
DMW-6S-082108	5
DMW-16I-082108	14.29
DMW-4S-082508	50
DMW-2S-082108	62.5
DMW-14I-082508	66.67
DMW-9I-082208	83.33
DMW-9D-082208	125
DMW-4D-082508	142.86
DMW-4I-082508, DMW-5S-082608	250
DMW-9S-082208	1250

SVOC Sample(s)	Dilution Factor
DMW-9S-082208	2
DMW-9D-082208	4
DMW-2S-082108, DMW-9I-082208	5
DMW-16S-082108	25

Initial calibration run on 09/02/08 on A3UX15 also produced a percent RSD result for acetone greater than the acceptance limit of 30%. However, this result was within limits when calculated with a linear curve. Therefore, no action was necessary.

The continuing calibration run on 09/03/08 at 9:44 on instrument A3UX15.i produced percent difference results outside of the acceptance range of ± 25% (but within ± 50%) for 1,2,4-trichlorobenzene, 1,2,3-trichlorobenzene, and naphthalene. No action was necessary because results for these compounds were non-detected in the affected samples, TB-082508 and DMW-16D-082508.

Continuing calibration run on 09/04/08 at 10:28 on instrument A3UX15.i had a percent difference result that was outside of the acceptance range of ± 25% (but within ± 50%) for vinyl acetate. No qualifications were necessary because vinyl acetate was non-detected in the associated samples (DMW-4I-082508, DMW-4D-082508, DMW-14I-082508, DMW-4S-082508, DMW-5I-082608, and DMW-5S-082608).

SVOC surrogate recoveries of all surrogates (i.e., nitrobenzene-d5, 2-fluorobiphenyl, terphenyl-d14, phenol-d5, 2-fluorophenol, and 2,4,6-tribromophenol) were reported to be diluted out for samples DMW-16S-082108, DMW-2S-082108, DMW-9I-082208, DMW-9D-082208, and DMW-9S-082208. No action was taken on this basis.

The SVOC surrogate recovery was less than the lower acceptance limit (and less than 10%) for the surrogate 2,4,6-tribromophenol affecting sample DMW-16S-082108 (this surrogate was reported to be diluted out). No action was taken on this account because the only target compound, 1,4-dioxane, is from the base/neutral fraction while 2,4,6-tribromophenol is from the acid fraction.

The SVOC surrogate recovery for the surrogate 2-fluorobiphenyl was less than the acceptance minimum for sample DMW-4D-082508. No qualification was made because only one surrogate was outside of the quality control limits.

The SVOC laboratory control sample/laboratory control sample duplicate (LCS/LCSD) relative percent difference (RPD) was greater than the acceptance limit for 1,4-dichlorobenzene (as reported on the Form I). No action was taken because both the LCS and the LCSD recoveries were within limits and 1,4-dioxane was the only SVOC target compound.

Positive results reported to be greater than the method detection limit (MDL) but less than the quantitation limit were qualified as estimated (J) due to uncertainty near the detection limit.

The VOC Form V tune for BFB injection on 08/12/08 at 23:36 was included with this data package although it did not apply to any calibrations associated with this SDG.

The client sample number for DMW-5D-082108 was incorrectly listed as DMW-5I-082108 on the VOC Form V for 08/28/08 at 08:29 on instrument A3UX15. This sample was correctly identified according to the laboratory sample ID and corrected by the reviewer on the Form V.

The SVOC continuing calibration run on 08/28/08 at 15:10 on instrument A4AG2.i and included in this data package did not apply to any samples in this SDG.

The Form IIIs for LCS/LCSD KV8V81AAC and KV8V81AAD were absent from the data package initially. These forms were obtained from the laboratory and are included in this report.

EXECUTIVE SUMMARY

Laboratory Performance Issues: Initial and continuing calibrations led to the rejection of results for tertiary-butyl alcohol. Blank contamination and calibration percent difference noncompliances were noted in the VOC fraction. Surrogate recoveries noncompliances were present in the SVOC.

Other Factors Affecting Data Quality: None.

The data for these analyses were reviewed with reference to the "Region III Modifications to the National Functional Guidelines for Organic Data Review" (09/94). The text of this report has been formulated to address only those problem areas affecting data quality.

Leigh A. Ciofani
Tetra Tech NUS

Leigh A. Ciofani
Data Validator

Tetra Tech NUS

Joseph A. Samchuck
Data Validation Quality Assurance Officer

Attachments:

1. Appendix A – Qualified Analytical Results
2. Appendix B – Results as Reported by the Laboratory
3. Appendix C – Support Documentation

APPENDIX A

QUALIFIED ANALYTICAL RESULTS

PROJ_NO: 01660

SDG: 8H22130 MEDIA: WATER DATA FRACTION: OV

nsample	DMW-14I-082508DL	nsample	DMW-14I-082508DL	nsample	DMW-14I-082508DL
samp_date	8/25/2008	samp_date	8/25/2008	samp_date	8/25/2008
lab_id	A8H260119005	lab_id	A8H260119005	lab_id	A8H260119005
qc_type	NM	qc_type	NM	qc_type	NM
units	UG/L	units	UG/L	units	UG/L
Pct_Solids		Pct_Solids		Pct_Solids	
DUP_OF:		DUP_OF:		DUP_OF:	

Parameter	Result	Val Qual	Qual Code
1,1,1,2-TETRACHLOROETHANE	67	U	
1,1,1-TRICHLOROETHANE	67	U	
1,1,2,2-TETRACHLOROETHANE	67	U	
1,1,2-TRICHLOROTRIFLUOROETHANE	67	U	
1,1-DICHLOROETHANE	67	U	
1,1-DICHLOROETHENE	28	J	P
1,1-DICHLOROPROPENE	67	U	
1,2,3-TRICHLOROBENZENE	67	U	
1,2,3-TRICHLOROPROPANE	67	U	
1,2,3-TRIMETHYLBENZENE	330	U	
1,2,4-TRICHLOROBENZENE	67	U	
1,2,4-TRIMETHYLBENZENE	67	U	
1,2-DIBROMO-3-CHLOROPROPANE	130	U	
1,2-DIBROMOETHANE	67	U	
1,2-DICHLOROBENZENE	67	U	
1,2-DICHLOROETHANE	67	U	
1,2-DICHLOROPROPANE	67	U	
1,3-DICHLOROBENZENE	67	U	
1,3-DICHLOROPROPANE	67	U	
1,4-DICHLOROBENZENE	67	U	
2,2-DICHLOROPROPANE	67	U	
2-BUTANONE	330	U	
2-CHLOROETHYL VINYL ETHER	330	U	
2-CHLOROTOLUENE	67	U	
2-HEXANONE	330	U	
4-CHLOROTOLUENE	67	U	
4-ISOPROPYLTOLUENE	67	U	
4-METHYL-2-PENTANONE	330	U	
ACETONE	330	U	
BENZENE	67	U	
BROMOBENZENE	67	U	
BROMOCHLOROMETHANE	67	U	

Parameter	Result	Val Qual	Qual Code
BROMODICHLOROMETHANE	67	U	
BROMOFORM	67	U	
BROMOMETHANE	67	U	
CARBON DISULFIDE	67	U	
CARBON TETRACHLORIDE	67	U	
CHLOROBENZENE	270		
CHLORODIBROMOMETHANE	67	U	
CHLOROETHANE	67	U	
CHLOROFORM	67	U	
CHLOROMETHANE	67	U	
CIS-1,2-DICHLOROETHENE	1700		
CIS-1,3-DICHLOROPROPENE	67	U	
DIBROMOMETHANE	67	U	
DICHLORODIFLUOROMETHANE	67	U	
DIISOPROPYL ETHER	330	U	
ETHYL TERT-BUTYL ETHER	330	U	
ETHYLBENZENE	67	U	
HEXACHLOROBUTADIENE	67	U	
ISOPROPYLBENZENE	67	U	
M+P-XYLENES	130	U	
METHYL TERT-BUTYL ETHER	330	U	
METHYLENE CHLORIDE	67	U	
NAPHTHALENE	67	U	
N-BUTYLBENZENE	67	U	
N-PROPYLBENZENE	67	U	
O-XYLENE	67	U	
SEC-BUTYLBENZENE	67	U	
STYRENE	67	U	
TERT-AMYL METHYL ETHER	330	U	
TERT-BUTYLBENZENE	67	U	
TERTIARY-BUTYL ALCOHOL	1300	UR	C
TETRACHLOROETHENE	67	U	

Parameter	Result	Val Qual	Qual Code
TOLUENE	67	U	
TOTAL XYLENES	130	U	
TRANS-1,2-DICHLOROETHENE	67	U	
TRANS-1,3-DICHLOROPROPENE	67	U	
TRICHLOROETHENE	50	J	P
TRICHLOROFLUOROMETHANE	67	U	
VINYL ACETATE	130	U	
VINYL CHLORIDE	1000		

PROJ_NO: 01660

SDG: 8H22130 MEDIA: WATER DATA FRACTION: OV

nsample	DMW-16D-082508
samp_date	8/25/2008
lab_id	A8H260119003
qc_type	NM
units	UG/L
Pct_Solids	
DUP_OF:	

Parameter	Result	Val Qual	Qual Code
1,1,1,2-TETRACHLOROETHANE	1	U	
1,1,1-TRICHLOROETHANE	1	U	
1,1,2,2-TETRACHLOROETHANE	1	U	
1,1,2-TRICHLOROTRIFLUOROETHANE	1	U	
1,1-DICHLOROETHANE	1	U	
1,1-DICHLOROETHENE	1	U	
1,1-DICHLOROPROPENE	1	U	
1,2,3-TRICHLOROBENZENE	1	U	
1,2,3-TRICHLOROPROPANE	1	U	
1,2,3-TRIMETHYLBENZENE	5	U	
1,2,4-TRICHLOROBENZENE	1	U	
1,2,4-TRIMETHYLBENZENE	1	U	
1,2-DIBROMO-3-CHLOROPROPANE	2	U	
1,2-DIBROMOETHANE	1	U	
1,2-DICHLOROBENZENE	1	U	
1,2-DICHLOROETHANE	1	U	
1,2-DICHLOROPROPANE	1	U	
1,3-DICHLOROBENZENE	1	U	
1,3-DICHLOROPROPANE	1	U	
1,4-DICHLOROBENZENE	1	U	
2,2-DICHLOROPROPANE	1	U	
2-BUTANONE	5	U	
2-CHLOROETHYL VINYL ETHER	5	U	
2-CHLOROTOLUENE	1	U	
2-HEXANONE	5	U	
4-CHLOROTOLUENE	1	U	
4-ISOPROPYLTOLUENE	1	U	
4-METHYL-2-PENTANONE	5	U	
ACETONE	5	U	
BENZENE	1	U	
BROMOBENZENE	1	U	
BROMOCHLOROMETHANE	1	U	

nsample	DMW-16D-082508
samp_date	8/25/2008
lab_id	A8H260119003
qc_type	NM
units	UG/L
Pct_Solids	
DUP_OF:	

Parameter	Result	Val Qual	Qual Code
BROMODICHLOROMETHANE	1	U	
BROMOFORM	1	U	
BROMOMETHANE	1	U	
CARBON DISULFIDE	1	U	
CARBON TETRACHLORIDE	1	U	
CHLOROBENZENE	1	U	
CHLORODIBROMOMETHANE	1	U	
CHLOROETHANE	1	U	
CHLOROFORM	1	U	
CHLOROMETHANE	1	U	
CIS-1,2-DICHLOROETHENE	1	U	
CIS-1,3-DICHLOROPROPENE	1	U	
DIBROMOMETHANE	1	U	
DICHLORODIFLUOROMETHANE	1	U	
DIISOPROPYL ETHER	5	U	
ETHYL TERT-BUTYL ETHER	5	U	
ETHYLBENZENE	1	U	
HEXACHLOROBUTADIENE	1	U	
ISOPROPYLBENZENE	1	U	
M+P-XYLENES	2	U	
METHYL TERT-BUTYL ETHER	5	U	
METHYLENE CHLORIDE	1	U	
NAPHTHALENE	1	U	
N-BUTYLBENZENE	1	U	
N-PROPYLBENZENE	1	U	
O-XYLENE	1	U	
SEC-BUTYLBENZENE	1	U	
STYRENE	1	U	
TERT-AMYL METHYL ETHER	5	U	
TERT-BUTYLBENZENE	1	U	
TERTIARY-BUTYL ALCOHOL	20	UR	C
TETRACHLOROETHENE	1	U	

nsample	DMW-16D-082508
samp_date	8/25/2008
lab_id	A8H260119003
qc_type	NM
units	UG/L
Pct_Solids	
DUP_OF:	

Parameter	Result	Val Qual	Qual Code
TOLUENE	1	U	
TOTAL XYLENES	2	U	
TRANS-1,2-DICHLOROETHENE	1	U	
TRANS-1,3-DICHLOROPROPENE	1	U	
TRICHLOROETHENE	1	U	
TRICHLOROFLUOROMETHANE	1	U	
VINYL ACETATE	2	U	
VINYL CHLORIDE	1	U	

PROJ_NO: 01660

SDG: 8H22130 MEDIA: WATER DATA FRACTION: OV

nsample	DMW-16I-082108DL
samp_date	8/21/2008
lab_id	A8H220130003
qc_type	NM
units	UG/L
Pct_Solids	
DUP_OF:	

Parameter	Result	Val Qual	Qual Code
1,1,1,2-TETRACHLOROETHANE	14	U	
1,1,1-TRICHLOROETHANE	14	U	
1,1,2,2-TETRACHLOROETHANE	14	U	
1,1,2-TRICHLOROTRIFLUOROETHANE	14	U	
1,1-DICHLOROETHANE	14	U	
1,1-DICHLOROETHENE	14	U	
1,1-DICHLOROPROPENE	14	U	
1,2,3-TRICHLOROBENZENE	14	U	
1,2,3-TRICHLOROPROPANE	14	U	
1,2,3-TRIMETHYLBENZENE	71	U	
1,2,4-TRICHLOROBENZENE	14	U	
1,2,4-TRIMETHYLBENZENE	14	U	
1,2-DIBROMO-3-CHLOROPROPANE	29	U	
1,2-DIBROMOETHANE	14	U	
1,2-DICHLOROBENZENE	14	U	
1,2-DICHLOROETHANE	14	U	
1,2-DICHLOROPROPANE	14	U	
1,3-DICHLOROBENZENE	14	U	
1,3-DICHLOROPROPANE	14	U	
1,4-DICHLOROBENZENE	14	U	
2,2-DICHLOROPROPANE	14	U	
2-BUTANONE	71	U	
2-CHLOROETHYL VINYL ETHER	71	U	
2-CHLOROTOLUENE	14	U	
2-HEXANONE	71	U	
4-CHLOROTOLUENE	14	U	
4-ISOPROPYLTOLUENE	14	U	
4-METHYL-2-PENTANONE	71	U	
ACETONE	36	B	A
BENZENE	14	U	
BROMOBENZENE	14	U	
BROMOCHLOROMETHANE	14	U	

nsample	DMW-16I-082108DL
samp_date	8/21/2008
lab_id	A8H220130003
qc_type	NM
units	UG/L
Pct_Solids	
DUP_OF:	

Parameter	Result	Val Qual	Qual Code
BROMODICHLOROMETHANE	14	U	
BROMOFORM	14	U	
BROMOMETHANE	14	U	
CARBON DISULFIDE	14	U	
CARBON TETRACHLORIDE	14	U	
CHLOROBENZENE	14	U	
CHLORODIBROMOMETHANE	14	U	
CHLOROETHANE	14	U	
CHLOROFORM	14	U	
CHLOROMETHANE	14	U	
CIS-1,2-DICHLOROETHENE	76		
CIS-1,3-DICHLOROPROPENE	14	U	
DIBROMOMETHANE	14	U	
DICHLORODIFLUOROMETHANE	14	U	
DIISOPROPYL ETHER	71	U	
ETHYL TERT-BUTYL ETHER	71	U	
ETHYLBENZENE	14	U	
HEXACHLOROBUTADIENE	14	U	
ISOPROPYLBENZENE	14	U	
M+P-XYLENES	29	U	
METHYL TERT-BUTYL ETHER	71	U	
METHYLENE CHLORIDE	14	U	
NAPHTHALENE	14	U	
N-BUTYLBENZENE	14	U	
N-PROPYLBENZENE	14	U	
O-XYLENE	14	U	
SEC-BUTYLBENZENE	14	U	
STYRENE	14	U	
TERT-AMYL METHYL ETHER	71	U	
TERT-BUTYLBENZENE	14	U	
TERTIARY-BUTYL ALCOHOL	290	UR	C
TETRACHLOROETHENE	14	U	

nsample	DMW-16I-082108DL
samp_date	8/21/2008
lab_id	A8H220130003
qc_type	NM
units	UG/L
Pct_Solids	
DUP_OF:	

Parameter	Result	Val Qual	Qual Code
TOLUENE	14	U	
TOTAL XYLENES	29	U	
TRANS-1,2-DICHLOROETHENE	14	U	
TRANS-1,3-DICHLOROPROPENE	14	U	
TRICHLOROETHENE	380		
TRICHLOROFLUOROMETHANE	14	U	
VINYL ACETATE	29	U	
VINYL CHLORIDE	6.8	J	P

PROJ_NO: 01660

SDG: 8H22130 MEDIA: WATER DATA FRACTION: OV

nsample	DMW-16S-082108DL
samp_date	8/21/2008
lab_id	A8H220130005
qc_type	NM
units	UG/L
Pct_Solids	
DUP_OF:	

Parameter	Result	Val Qual	Qual Code
1,1,1,2-TETRACHLOROETHANE	3.3	U	
1,1,1-TRICHLOROETHANE	3.3	U	
1,1,2,2-TETRACHLOROETHANE	3.3	U	
1,1,2-TRICHLOROTRIFLUOROETHANE	3.3	U	
1,1-DICHLOROETHANE	3.3	U	
1,1-DICHLOROETHENE	3.3	U	
1,1-DICHLOROPROPENE	3.3	U	
1,2,3-TRICHLOROBENZENE	3.3	U	
1,2,3-TRICHLOROPROPANE	3.3	U	
1,2,3-TRIMETHYLBENZENE	0.1	B	A
1,2,4-TRICHLOROBENZENE	1.2	B	A
1,2,4-TRIMETHYLBENZENE	3.3	U	
1,2-DIBROMO-3-CHLOROPROPANE	6.7	U	
1,2-DIBROMOETHANE	3.3	U	
1,2-DICHLOROBENZENE	1.9	J	P
1,2-DICHLOROETHANE	3.3	U	
1,2-DICHLOROPROPANE	3.3	U	
1,3-DICHLOROBENZENE	0.63	J	P
1,3-DICHLOROPROPANE	3.3	U	
1,4-DICHLOROBENZENE	0.83	J	P
2,2-DICHLOROPROPANE	3.3	U	
2-BUTANONE	17	U	
2-CHLOROETHYL VINYL ETHER	17	U	
2-CHLOROTOLUENE	3.3	U	
2-HEXANONE	17	U	
4-CHLOROTOLUENE	3.3	U	
4-ISOPROPYLTOLUENE	3.3	U	
4-METHYL-2-PENTANONE	17	U	
ACETONE	17	U	
BENZENE	5.9		
BROMOBENZENE	3.3	U	
BROMOCHLOROMETHANE	3.3	U	

nsample	DMW-16S-082108DL
samp_date	8/21/2008
lab_id	A8H220130005
qc_type	NM
units	UG/L
Pct_Solids	
DUP_OF:	

Parameter	Result	Val Qual	Qual Code
BROMODICHLOROMETHANE	3.3	U	
BROMOFORM	3.3	U	
BROMOMETHANE	3.3	U	
CARBON DISULFIDE	3.3	U	
CARBON TETRACHLORIDE	3.3	U	
CHLOROBENZENE	3.3	U	
CHLORODIBROMOMETHANE	3.3	U	
CHLOROETHANE	3.3	U	
CHLOROFORM	3.3	U	
CHLOROMETHANE	3.3	U	
CIS-1,2-DICHLOROETHENE	26		
CIS-1,3-DICHLOROPROPENE	3.3	U	
DIBROMOMETHANE	3.3	U	
DICHLORODIFLUOROMETHANE	3.3	U	
DIISOPROPYL ETHER	17	U	
ETHYL TERT-BUTYL ETHER	17	U	
ETHYLBENZENE	3.3	U	
HEXACHLOROBUTADIENE	3.3	U	
ISOPROPYLBENZENE	3.3	U	
M+P-XYLENES	6.7	U	
METHYL TERT-BUTYL ETHER	17	U	
METHYLENE CHLORIDE	3.3	U	
NAPHTHALENE	3.3	U	
N-BUTYLBENZENE	3.3	U	
N-PROPYLBENZENE	3.3	U	
O-XYLENE	3.3	U	
SEC-BUTYLBENZENE	3.3	U	
STYRENE	3.3	U	
TERT-AMYL METHYL ETHER	17	U	
TERT-BUTYLBENZENE	3.3	U	
TERTIARY-BUTYL ALCOHOL	14	UR	AC
TETRACHLOROETHENE	3.3	U	

nsample	DMW-16S-082108DL
samp_date	8/21/2008
lab_id	A8H220130005
qc_type	NM
units	UG/L
Pct_Solids	
DUP_OF:	

Parameter	Result	Val Qual	Qual Code
TOLUENE	3.3	U	
TOTAL XYLENES	6.7	U	
TRANS-1,2-DICHLOROETHENE	3.3	U	
TRANS-1,3-DICHLOROPROPENE	3.3	U	
TRICHLOROETHENE	3.3	U	
TRICHLOROFLUOROMETHANE	3.3	U	
VINYL ACETATE	6.7	U	
VINYL CHLORIDE	73		

PROJ_NO: 01660

SDG: 8H22130 MEDIA: WATER DATA FRACTION: OV

nsample	DMW-2S-082108DL
samp_date	8/21/2008
lab_id	A8H220130006
qc_type	NM
units	UG/L
Pct_Solids	
DUP_OF:	

Parameter	Result	Val Qual	Qual Code
1,1,1,2-TETRACHLOROETHANE	62	U	
1,1,1-TRICHLOROETHANE	62	U	
1,1,2,2-TETRACHLOROETHANE	62	U	
1,1,2-TRICHLOROTRIFLUOROETHANE	62	U	
1,1-DICHLOROETHANE	62	U	
1,1-DICHLOROETHENE	62	U	
1,1-DICHLOROPROPENE	62	U	
1,2,3-TRICHLOROBENZENE	62	U	
1,2,3-TRICHLOROPROPANE	62	U	
1,2,3-TRIMETHYLBENZENE	310	U	
1,2,4-TRICHLOROBENZENE	62	U	
1,2,4-TRIMETHYLBENZENE	62	U	
1,2-DIBROMO-3-CHLOROPROPANE	120	U	
1,2-DIBROMOETHANE	62	U	
1,2-DICHLOROBENZENE	62	U	
1,2-DICHLOROETHANE	18	J	P
1,2-DICHLOROPROPANE	62	U	
1,3-DICHLOROBENZENE	62	U	
1,3-DICHLOROPROPANE	62	U	
1,4-DICHLOROBENZENE	62	U	
2,2-DICHLOROPROPANE	62	U	
2-BUTANONE	310	U	
2-CHLOROETHYL VINYL ETHER	310	U	
2-CHLOROTOLUENE	62	U	
2-HEXANONE	310	U	
4-CHLOROTOLUENE	62	U	
4-ISOPROPYLTOLUENE	62	U	
4-METHYL-2-PENTANONE	310	U	
ACETONE	310	U	
BENZENE	62	U	
BROMOBENZENE	62	U	
BROMOCHLOROMETHANE	62	U	

nsample	DMW-2S-082108DL
samp_date	8/21/2008
lab_id	A8H220130006
qc_type	NM
units	UG/L
Pct_Solids	
DUP_OF:	

Parameter	Result	Val Qual	Qual Code
BROMODICHLOROMETHANE	62	U	
BROMOFORM	62	U	
BROMOMETHANE	62	U	
CARBON DISULFIDE	62	U	
CARBON TETRACHLORIDE	62	U	
CHLOROBENZENE	62	U	
CHLORODIBROMOMETHANE	62	U	
CHLOROETHANE	62	U	
CHLOROFORM	11	J	P
CHLOROMETHANE	62	U	
CIS-1,2-DICHLOROETHENE	1000		
CIS-1,3-DICHLOROPROPENE	62	U	
DIBROMOMETHANE	62	U	
DICHLORODIFLUOROMETHANE	62	U	
DIISOPROPYL ETHER	310	U	
ETHYL TERT-BUTYL ETHER	310	U	
ETHYLBENZENE	62	U	
HEXACHLOROBUTADIENE	62	U	
ISOPROPYLBENZENE	62	U	
M+P-XYLENES	120	U	
METHYL TERT-BUTYL ETHER	310	U	
METHYLENE CHLORIDE	62	U	
NAPHTHALENE	62	U	
N-BUTYLBENZENE	62	U	
N-PROPYLBENZENE	62	U	
O-XYLENE	62	U	
SEC-BUTYLBENZENE	62	U	
STYRENE	62	U	
TERT-AMYL METHYL ETHER	310	U	
TERT-BUTYLBENZENE	62	U	
TERTIARY-BUTYL ALCOHOL	1200	UR	C
TETRACHLOROETHENE	62	U	

nsample	DMW-2S-082108DL
samp_date	8/21/2008
lab_id	A8H220130006
qc_type	NM
units	UG/L
Pct_Solids	
DUP_OF:	

Parameter	Result	Val Qual	Qual Code
TOLUENE	62	U	
TOTAL XYLENES	120	U	
TRANS-1,2-DICHLOROETHENE	62	U	
TRANS-1,3-DICHLOROPROPENE	62	U	
TRICHLOROETHENE	2200		
TRICHLOROFLUOROMETHANE	62	U	
VINYL ACETATE	120	U	
VINYL CHLORIDE	530		

PROJ_NO: 01660

SDG: 8H22130 MEDIA: WATER DATA FRACTION: OV

nsample	DMW-4D-082508DL
samp_date	8/25/2008
lab_id	A8H260119004
qc_type	NM
units	UG/L
Pct_Solids	
DUP_OF:	

Parameter	Result	Val Qual	Qual Code
1,1,1,2-TETRACHLOROETHANE	140	U	
1,1,1-TRICHLOROETHANE	140	U	
1,1,2,2-TETRACHLOROETHANE	140	U	
1,1,2-TRICHLOROTRIFLUOROETHANE	140	U	
1,1-DICHLOROETHANE	140	U	
1,1-DICHLOROETHENE	140	U	
1,1-DICHLOROPROPENE	140	U	
1,2,3-TRICHLOROBENZENE	140	U	
1,2,3-TRICHLOROPROPANE	140	U	
1,2,3-TRIMETHYLBENZENE	4.4	B	A
1,2,4-TRICHLOROBENZENE	140	U	
1,2,4-TRIMETHYLBENZENE	140	U	
1,2-DIBROMO-3-CHLOROPROPANE	290	U	
1,2-DIBROMOETHANE	140	U	
1,2-DICHLOROBENZENE	140	U	
1,2-DICHLOROETHANE	140	U	
1,2-DICHLOROPROPANE	140	U	
1,3-DICHLOROBENZENE	140	U	
1,3-DICHLOROPROPANE	140	U	
1,4-DICHLOROBENZENE	140	U	
2,2-DICHLOROPROPANE	140	U	
2-BUTANONE	710	U	
2-CHLOROETHYL VINYL ETHER	710	U	
2-CHLOROTOLUENE	140	U	
2-HEXANONE	710	U	
4-CHLOROTOLUENE	140	U	
4-ISOPROPYLTOLUENE	140	U	
4-METHYL-2-PENTANONE	710	U	
ACETONE	710	U	
BENZENE	140	U	
BROMOBENZENE	140	U	
BROMOCHLOROMETHANE	140	U	

nsample	DMW-4D-082508DL
samp_date	8/25/2008
lab_id	A8H260119004
qc_type	NM
units	UG/L
Pct_Solids	
DUP_OF:	

Parameter	Result	Val Qual	Qual Code
BROMODICHLOROMETHANE	140	U	
BROMOFORM	140	U	
BROMOMETHANE	140	U	
CARBON DISULFIDE	140	U	
CARBON TETRACHLORIDE	140	U	
CHLOROBENZENE	140	U	
CHLORODIBROMOMETHANE	140	U	
CHLOROETHANE	140	U	
CHLOROFORM	140	U	
CHLOROMETHANE	140	U	
CIS-1,2-DICHLOROETHENE	310		
CIS-1,3-DICHLOROPROPENE	140	U	
DIBROMOMETHANE	140	U	
DICHLORODIFLUOROMETHANE	140	U	
DIISOPROPYL ETHER	710	U	
ETHYL TERT-BUTYL ETHER	710	U	
ETHYLBENZENE	140	U	
HEXACHLOROBUTADIENE	140	U	
ISOPROPYLBENZENE	140	U	
M+P-XYLENES	290	U	
METHYL TERT-BUTYL ETHER	710	U	
METHYLENE CHLORIDE	140	U	
NAPHTHALENE	140	U	
N-BUTYLBENZENE	140	U	
N-PROPYLBENZENE	140	U	
O-XYLENE	140	U	
SEC-BUTYLBENZENE	140	U	
STYRENE	140	U	
TERT-AMYL METHYL ETHER	710	U	
TERT-BUTYLBENZENE	140	U	
TERTIARY-BUTYL ALCOHOL	2900	UR	C
TETRACHLOROETHENE	140	U	

nsample	DMW-4D-082508DL
samp_date	8/25/2008
lab_id	A8H260119004
qc_type	NM
units	UG/L
Pct_Solids	
DUP_OF:	

Parameter	Result	Val Qual	Qual Code
TOLUENE	140	U	
TOTAL XYLENES	290	U	
TRANS-1,2-DICHLOROETHENE	140	U	
TRANS-1,3-DICHLOROPROPENE	140	U	
TRICHLOROETHENE	4400		
TRICHLOROFLUOROMETHANE	140	U	
VINYL ACETATE	290	U	
VINYL CHLORIDE	140	U	

nsample	DMW-4I-082508DL
samp_date	8/25/2008
lab_id	A8H260119002
qc_type	NM
units	UG/L
Pct_Solids	
DUP_OF:	

Parameter	Result	Val Qual	Qual Code
1,1,1,2-TETRACHLOROETHANE	250	U	
1,1,1-TRICHLOROETHANE	78	J	P
1,1,2,2-TETRACHLOROETHANE	250	U	
1,1,2-TRICHLOROTRIFLUOROETHANE	250	U	
1,1-DICHLOROETHANE	250	U	
1,1-DICHLOROETHENE	76	J	P
1,1-DICHLOROPROPENE	250	U	
1,2,3-TRICHLOROBENZENE	250	U	
1,2,3-TRICHLOROPROPANE	250	U	
1,2,3-TRIMETHYLBENZENE	9.3	B	A
1,2,4-TRICHLOROBENZENE	250	U	
1,2,4-TRIMETHYLBENZENE	250	U	
1,2-DIBROMO-3-CHLOROPROPANE	500	U	
1,2-DIBROMOETHANE	250	U	
1,2-DICHLOROBENZENE	250	U	
1,2-DICHLOROETHANE	250	U	
1,2-DICHLOROPROPANE	250	U	
1,3-DICHLOROBENZENE	250	U	
1,3-DICHLOROPROPANE	250	U	
1,4-DICHLOROBENZENE	250	U	
2,2-DICHLOROPROPANE	250	U	
2-BUTANONE	1200	U	
2-CHLOROETHYL VINYL ETHER	1200	U	
2-CHLOROTOLUENE	250	U	
2-HEXANONE	1200	U	
4-CHLOROTOLUENE	250	U	
4-ISOPROPYLTOLUENE	250	U	
4-METHYL-2-PENTANONE	1200	U	
ACETONE	1200	U	
BENZENE	250	U	
BROMOBENZENE	250	U	
BROMOCHLOROMETHANE	250	U	

nsample	DMW-4I-082508DL
samp_date	8/25/2008
lab_id	A8H260119002
qc_type	NM
units	UG/L
Pct_Solids	
DUP_OF:	

Parameter	Result	Val Qual	Qual Code
BROMODICHLOROMETHANE	250	U	
BROMOFORM	250	U	
BROMOMETHANE	250	U	
CARBON DISULFIDE	250	U	
CARBON TETRACHLORIDE	250	U	
CHLOROBENZENE	250	U	
CHLORODIBROMOMETHANE	250	U	
CHLOROETHANE	250	U	
CHLOROFORM	250	U	
CHLOROMETHANE	250	U	
CIS-1,2-DICHLOROETHENE	1300		
CIS-1,3-DICHLOROPROPENE	250	U	
DIBROMOMETHANE	250	U	
DICHLORODIFLUOROMETHANE	250	U	
DIISOPROPYL ETHER	1200	U	
ETHYL TERT-BUTYL ETHER	1200	U	
ETHYLBENZENE	250	U	
HEXACHLOROBUTADIENE	250	U	
ISOPROPYLBENZENE	250	U	
M+P-XYLENES	500	U	
METHYL TERT-BUTYL ETHER	1200	U	
METHYLENE CHLORIDE	250	U	
NAPHTHALENE	250	U	
N-BUTYLBENZENE	250	U	
N-PROPYLBENZENE	250	U	
O-XYLENE	250	U	
SEC-BUTYLBENZENE	250	U	
STYRENE	250	U	
TERT-AMYL METHYL ETHER	1200	U	
TERT-BUTYLBENZENE	250	U	
TERTIARY-BUTYL ALCOHOL	5000	UR	C
TETRACHLOROETHENE	250	U	

nsample	DMW-4I-082508DL
samp_date	8/25/2008
lab_id	A8H260119002
qc_type	NM
units	UG/L
Pct_Solids	
DUP_OF:	

Parameter	Result	Val Qual	Qual Code
TOLUENE	250	U	
TOTAL XYLENES	500	U	
TRANS-1,2-DICHLOROETHENE	250	U	
TRANS-1,3-DICHLOROPROPENE	250	U	
TRICHLOROETHENE	7300		
TRICHLOROFLUOROMETHANE	250	U	
VINYL ACETATE	500	U	
VINYL CHLORIDE	74	J	P

PROJ_NO: 01660

SDG: 8H22130 MEDIA: WATER DATA FRACTION: OV

nsample	DMW-4S-082508DL
samp_date	8/25/2008
lab_id	A8H260119006
qc_type	NM
units	UG/L
Pct_Solids	
DUP_OF:	

Parameter	Result	Val Qual	Qual Code
1,1,1,2-TETRACHLOROETHANE	50	U	
1,1,1-TRICHLOROETHANE	50	U	
1,1,2,2-TETRACHLOROETHANE	50	U	
1,1,2-TRICHLOROTRIFLUOROETHANE	50	U	
1,1-DICHLOROETHANE	50	U	
1,1-DICHLOROETHENE	27	J	P
1,1-DICHLOROPROPENE	50	U	
1,2,3-TRICHLOROBENZENE	50	U	
1,2,3-TRICHLOROPROPANE	50	U	
1,2,3-TRIMETHYLBENZENE	250	U	
1,2,4-TRICHLOROBENZENE	50	U	
1,2,4-TRIMETHYLBENZENE	50	U	
1,2-DIBROMO-3-CHLOROPROPANE	100	U	
1,2-DIBROMOETHANE	50	U	
1,2-DICHLOROBENZENE	50	U	
1,2-DICHLOROETHANE	16	J	P
1,2-DICHLOROPROPANE	50	U	
1,3-DICHLOROBENZENE	50	U	
1,3-DICHLOROPROPANE	50	U	
1,4-DICHLOROBENZENE	50	U	
2,2-DICHLOROPROPANE	50	U	
2-BUTANONE	250	U	
2-CHLOROETHYL VINYL ETHER	250	U	
2-CHLOROTOLUENE	50	U	
2-HEXANONE	250	U	
4-CHLOROTOLUENE	50	U	
4-ISOPROPYLTOLUENE	50	U	
4-METHYL-2-PENTANONE	250	U	
ACETONE	250	U	
BENZENE	50	U	
BROMOBENZENE	50	U	
BROMOCHLOROMETHANE	50	U	

nsample	DMW-4S-082508DL
samp_date	8/25/2008
lab_id	A8H260119006
qc_type	NM
units	UG/L
Pct_Solids	
DUP_OF:	

Parameter	Result	Val Qual	Qual Code
BROMODICHLOROMETHANE	50	U	
BROMOFORM	50	U	
BROMOMETHANE	50	U	
CARBON DISULFIDE	50	U	
CARBON TETRACHLORIDE	50	U	
CHLOROBENZENE	50	U	
CHLORODIBROMOMETHANE	50	U	
CHLOROETHANE	50	U	
CHLOROFORM	50	U	
CHLOROMETHANE	50	U	
CIS-1,2-DICHLOROETHENE	170		
CIS-1,3-DICHLOROPROPENE	50	U	
DIBROMOMETHANE	50	U	
DICHLORODIFLUOROMETHANE	50	U	
DIISOPROPYL ETHER	250	U	
ETHYL TERT-BUTYL ETHER	250	U	
ETHYLBENZENE	50	U	
HEXACHLOROBUTADIENE	50	U	
ISOPROPYLBENZENE	50	U	
M+P-XYLENES	100	U	
METHYL TERT-BUTYL ETHER	250	U	
METHYLENE CHLORIDE	50	U	
NAPHTHALENE	50	U	
N-BUTYLBENZENE	50	U	
N-PROPYLBENZENE	50	U	
O-XYLENE	50	U	
SEC-BUTYLBENZENE	50	U	
STYRENE	50	U	
TERT-AMYL METHYL ETHER	250	U	
TERT-BUTYLBENZENE	50	U	
TERTIARY-BUTYL ALCOHOL	1000	UR	C
TETRACHLOROETHENE	50	U	

nsample	DMW-4S-082508DL
samp_date	8/25/2008
lab_id	A8H260119006
qc_type	NM
units	UG/L
Pct_Solids	
DUP_OF:	

Parameter	Result	Val Qual	Qual Code
TOLUENE	50	U	
TOTAL XYLENES	100	U	
TRANS-1,2-DICHLOROETHENE	50	U	
TRANS-1,3-DICHLOROPROPENE	50	U	
TRICHLOROETHENE	1300		
TRICHLOROFLUOROMETHANE	50	U	
VINYL ACETATE	100	U	
VINYL CHLORIDE	48	J	P

PROJ_NO: 01660

SDG: 8H22130 MEDIA: WATER DATA FRACTION: OV

nsample	DMW-5D-082108
samp_date	8/21/2008
lab_id	A8H220130004
qc_type	NM
units	UG/L
Pct_Solids	
DUP_OF:	

Parameter	Result	Val Qual	Qual Code
1,1,1,2-TETRACHLOROETHANE	1	U	
1,1,1-TRICHLOROETHANE	1	U	
1,1,2,2-TETRACHLOROETHANE	1	U	
1,1,2-TRICHLOROTRIFLUOROETHANE	1	U	
1,1-DICHLOROETHANE	1	U	
1,1-DICHLOROETHENE	1	U	
1,1-DICHLOROPROPENE	1	U	
1,2,3-TRICHLOROBENZENE	1	U	
1,2,3-TRICHLOROPROPANE	1	U	
1,2,3-TRIMETHYLBENZENE	5	U	
1,2,4-TRICHLOROBENZENE	1	U	
1,2,4-TRIMETHYLBENZENE	1	U	
1,2-DIBROMO-3-CHLOROPROPANE	2	U	
1,2-DIBROMOETHANE	1	U	
1,2-DICHLOROBENZENE	1	U	
1,2-DICHLOROETHANE	1	U	
1,2-DICHLOROPROPANE	1	U	
1,3-DICHLOROBENZENE	1	U	
1,3-DICHLOROPROPANE	1	U	
1,4-DICHLOROBENZENE	1	U	
2,2-DICHLOROPROPANE	1	U	
2-BUTANONE	5	U	
2-CHLOROETHYL VINYL ETHER	5	U	
2-CHLOROTOLUENE	1	U	
2-HEXANONE	5	U	
4-CHLOROTOLUENE	1	U	
4-ISOPROPYLTOLUENE	1	U	
4-METHYL-2-PENTANONE	5	U	
ACETONE	2.1	B	A
BENZENE	1	U	
BROMOBENZENE	1	U	
BROMOCHLOROMETHANE	1	U	

nsample	DMW-5D-082108
samp_date	8/21/2008
lab_id	A8H220130004
qc_type	NM
units	UG/L
Pct_Solids	
DUP_OF:	

Parameter	Result	Val Qual	Qual Code
BROMODICHLOROMETHANE	1	U	
BROMOFORM	1	U	
BROMOMETHANE	1	U	
CARBON DISULFIDE	1	U	
CARBON TETRACHLORIDE	1	U	
CHLOROBENZENE	1	U	
CHLORODIBROMOMETHANE	1	U	
CHLOROETHANE	1	U	
CHLOROFORM	1	U	
CHLOROMETHANE	1	U	
CIS-1,2-DICHLOROETHENE	1	U	
CIS-1,3-DICHLOROPROPENE	1	U	
DIBROMOMETHANE	1	U	
DICHLORODIFLUOROMETHANE	1	U	
DIISOPROPYL ETHER	5	U	
ETHYL TERT-BUTYL ETHER	5	U	
ETHYLBENZENE	1	U	
HEXACHLOROBUTADIENE	1	U	
ISOPROPYLBENZENE	1	U	
M+P-XYLENES	2	U	
METHYL TERT-BUTYL ETHER	5	U	
METHYLENE CHLORIDE	1	U	
NAPHTHALENE	1	U	
N-BUTYLBENZENE	1	U	
N-PROPYLBENZENE	1	U	
O-XYLENE	1	U	
SEC-BUTYLBENZENE	1	U	
STYRENE	1	U	
TERT-AMYL METHYL ETHER	5	U	
TERT-BUTYLBENZENE	1	U	
TERTIARY-BUTYL ALCOHOL	20	UR	C
TETRACHLOROETHENE	1	U	

nsample	DMW-5D-082108
samp_date	8/21/2008
lab_id	A8H220130004
qc_type	NM
units	UG/L
Pct_Solids	
DUP_OF:	

Parameter	Result	Val Qual	Qual Code
TOLUENE	1	U	
TOTAL XYLENES	2	U	
TRANS-1,2-DICHLOROETHENE	1	U	
TRANS-1,3-DICHLOROPROPENE	1	U	
TRICHLOROETHENE	1.1		
TRICHLOROFLUOROMETHANE	1	U	
VINYL ACETATE	2	U	
VINYL CHLORIDE	1	U	

PROJ_NO: 01660

SDG: 8H22130 MEDIA: WATER DATA FRACTION: OV

nsample	DMW-5I-082608DL
samp_date	8/26/2008
lab_id	A8H270116002
qc_type	NM
units	UG/L
Pct_Solids	
DUP_OF:	

Parameter	Result	Val Qual	Qual Code
1,1,1,2-TETRACHLOROETHANE	4	U	
1,1,1-TRICHLOROETHANE	4	U	
1,1,2,2-TETRACHLOROETHANE	4	U	
1,1,2-TRICHLOROTRIFLUOROETHANE	4	U	
1,1-DICHLOROETHANE	4	U	
1,1-DICHLOROETHENE	4	U	
1,1-DICHLOROPROPENE	4	U	
1,2,3-TRICHLOROBENZENE	4	U	
1,2,3-TRICHLOROPROPANE	4	U	
1,2,3-TRIMETHYLBENZENE	0.092	B	A
1,2,4-TRICHLOROBENZENE	4	U	
1,2,4-TRIMETHYLBENZENE	4	U	
1,2-DIBROMO-3-CHLOROPROPANE	8	U	
1,2-DIBROMOETHANE	4	U	
1,2-DICHLOROBENZENE	4	U	
1,2-DICHLOROETHANE	0.93	J	P
1,2-DICHLOROPROPANE	4	U	
1,3-DICHLOROBENZENE	4	U	
1,3-DICHLOROPROPANE	4	U	
1,4-DICHLOROBENZENE	4	U	
2,2-DICHLOROPROPANE	4	U	
2-BUTANONE	20	U	
2-CHLOROETHYL VINYL ETHER	20	U	
2-CHLOROTOLUENE	4	U	
2-HEXANONE	20	U	
4-CHLOROTOLUENE	4	U	
4-ISOPROPYLTOLUENE	4	U	
4-METHYL-2-PENTANONE	20	U	
ACETONE	4.5	B	A
BENZENE	4	U	
BROMOBENZENE	4	U	
BROMOCHLOROMETHANE	4	U	

nsample	DMW-5I-082608DL
samp_date	8/26/2008
lab_id	A8H270116002
qc_type	NM
units	UG/L
Pct_Solids	
DUP_OF:	

Parameter	Result	Val Qual	Qual Code
BROMODICHLOROMETHANE	4	U	
BROMOFORM	4	U	
BROMOMETHANE	4	U	
CARBON DISULFIDE	4	U	
CARBON TETRACHLORIDE	4	U	
CHLOROBENZENE	4	U	
CHLORODIBROMOMETHANE	4	U	
CHLOROETHANE	4	U	
CHLOROFORM	4	U	
CHLOROMETHANE	4	U	
CIS-1,2-DICHLOROETHENE	53		
CIS-1,3-DICHLOROPROPENE	4	U	
DIBROMOMETHANE	4	U	
DICHLORODIFLUOROMETHANE	4	U	
DIISOPROPYL ETHER	20	U	
ETHYL TERT-BUTYL ETHER	20	U	
ETHYLBENZENE	4	U	
HEXACHLOROBUTADIENE	4	U	
ISOPROPYLBENZENE	4	U	
M+P-XYLENES	8	U	
METHYL TERT-BUTYL ETHER	20	U	
METHYLENE CHLORIDE	4	U	
NAPHTHALENE	4	U	
N-BUTYLBENZENE	4	U	
N-PROPYLBENZENE	4	U	
O-XYLENE	4	U	
SEC-BUTYLBENZENE	4	U	
STYRENE	4	U	
TERT-AMYL METHYL ETHER	20	U	
TERT-BUTYLBENZENE	4	U	
TERTIARY-BUTYL ALCOHOL	80	UR	C
TETRACHLOROETHENE	4	U	

nsample	DMW-5I-082608DL
samp_date	8/26/2008
lab_id	A8H270116002
qc_type	NM
units	UG/L
Pct_Solids	
DUP_OF:	

Parameter	Result	Val Qual	Qual Code
TOLUENE	4	U	
TOTAL XYLENES	8	U	
TRANS-1,2-DICHLOROETHENE	2.5	J	P
TRANS-1,3-DICHLOROPROPENE	4	U	
TRICHLOROETHENE	120		
TRICHLOROFLUOROMETHANE	4	U	
VINYL ACETATE	8	U	
VINYL CHLORIDE	3.6	J	P

PROJ_NO: 01660

SDG: 8H22130 MEDIA: WATER DATA FRACTION: OV

nsample	DMW-5S-082608DL
samp_date	8/26/2008
lab_id	A8H270116003
qc_type	NM
units	UG/L
Pct_Solids	
DUP_OF:	

Parameter	Result	Val Qual	Qual Code
1,1,1,2-TETRACHLOROETHANE	250	U	
1,1,1-TRICHLOROETHANE	250	U	
1,1,2,2-TETRACHLOROETHANE	250	U	
1,1,2-TRICHLOROTRIFLUOROETHANE	250	U	
1,1-DICHLOROETHANE	250	U	
1,1-DICHLOROETHENE	250	U	
1,1-DICHLOROPROPENE	250	U	
1,2,3-TRICHLOROBENZENE	250	U	
1,2,3-TRICHLOROPROPANE	250	U	
1,2,3-TRIMETHYLBENZENE	8.7	B	A
1,2,4-TRICHLOROBENZENE	250	U	
1,2,4-TRIMETHYLBENZENE	250	U	
1,2-DIBROMO-3-CHLOROPROPANE	500	U	
1,2-DIBROMOETHANE	250	U	
1,2-DICHLOROBENZENE	250	U	
1,2-DICHLOROETHANE	250	U	
1,2-DICHLOROPROPANE	250	U	
1,3-DICHLOROBENZENE	250	U	
1,3-DICHLOROPROPANE	250	U	
1,4-DICHLOROBENZENE	250	U	
2,2-DICHLOROPROPANE	250	U	
2-BUTANONE	1200	U	
2-CHLOROETHYL VINYL ETHER	1200	U	
2-CHLOROTOLUENE	250	U	
2-HEXANONE	1200	U	
4-CHLOROTOLUENE	250	U	
4-ISOPROPYLTOLUENE	250	U	
4-METHYL-2-PENTANONE	1200	U	
ACETONE	1200	U	
BENZENE	250	U	
BROMOBENZENE	250	U	
BROMOCHLOROMETHANE	250	U	

nsample	DMW-5S-082608DL
samp_date	8/26/2008
lab_id	A8H270116003
qc_type	NM
units	UG/L
Pct_Solids	
DUP_OF:	

Parameter	Result	Val Qual	Qual Code
BROMODICHLOROMETHANE	250	U	
BROMOFORM	250	U	
BROMOMETHANE	250	U	
CARBON DISULFIDE	250	U	
CARBON TETRACHLORIDE	250	U	
CHLOROBENZENE	250	U	
CHLORODIBROMOMETHANE	250	U	
CHLOROETHANE	250	U	
CHLOROFORM	250	U	
CHLOROMETHANE	250	U	
CIS-1,2-DICHLOROETHENE	960		
CIS-1,3-DICHLOROPROPENE	250	U	
DIBROMOMETHANE	250	U	
DICHLORODIFLUOROMETHANE	250	U	
DIISOPROPYL ETHER	1200	U	
ETHYL TERT-BUTYL ETHER	1200	U	
ETHYLBENZENE	250	U	
HEXACHLOROBUTADIENE	250	U	
ISOPROPYLBENZENE	250	U	
M+P-XYLENES	500	U	
METHYL TERT-BUTYL ETHER	1200	U	
METHYLENE CHLORIDE	250	U	
NAPHTHALENE	250	U	
N-BUTYLBENZENE	250	U	
N-PROPYLBENZENE	250	U	
O-XYLENE	250	U	
SEC-BUTYLBENZENE	250	U	
STYRENE	250	U	
TERT-AMYL METHYL ETHER	1200	U	
TERT-BUTYLBENZENE	250	U	
TERTIARY-BUTYL ALCOHOL	5000	UR	C
TETRACHLOROETHENE	250	U	

nsample	DMW-5S-082608DL
samp_date	8/26/2008
lab_id	A8H270116003
qc_type	NM
units	UG/L
Pct_Solids	
DUP_OF:	

Parameter	Result	Val Qual	Qual Code
TOLUENE	250	U	
TOTAL XYLENES	500	U	
TRANS-1,2-DICHLOROETHENE	250	U	
TRANS-1,3-DICHLOROPROPENE	250	U	
TRICHLOROETHENE	7200		
TRICHLOROFLUOROMETHANE	250	U	
VINYL ACETATE	500	U	
VINYL CHLORIDE	250	U	

PROJ_NO: 01660

SDG: 8H22130 MEDIA: WATER DATA FRACTION: OV

nsample	DMW-6S-082108DL	nsample	DMW-6S-082108DL	nsample	DMW-6S-082108DL
samp_date	8/21/2008	samp_date	8/21/2008	samp_date	8/21/2008
lab_id	A8H220130002	lab_id	A8H220130002	lab_id	A8H220130002
qc_type	NM	qc_type	NM	qc_type	NM
units	UG/L	units	UG/L	units	UG/L
Pct_Solids		Pct_Solids		Pct_Solids	
DUP_OF:		DUP_OF:		DUP_OF:	

Parameter	Result	Val Qual	Qual Code
1,1,1,2-TETRACHLOROETHANE	5	U	
1,1,1-TRICHLOROETHANE	5	U	
1,1,2,2-TETRACHLOROETHANE	5	U	
1,1,2-TRICHLOROTRIFLUOROETHANE	5	U	
1,1-DICHLOROETHANE	5	U	
1,1-DICHLOROETHENE	5	U	
1,1-DICHLOROPROPENE	5	U	
1,2,3-TRICHLOROBENZENE	5	U	
1,2,3-TRICHLOROPROPANE	5	U	
1,2,3-TRIMETHYLBENZENE	25	U	
1,2,4-TRICHLOROBENZENE	5	U	
1,2,4-TRIMETHYLBENZENE	5	U	
1,2-DIBROMO-3-CHLOROPROPANE	10	U	
1,2-DIBROMOETHANE	5	U	
1,2-DICHLOROBENZENE	5	U	
1,2-DICHLOROETHANE	5	U	
1,2-DICHLOROPROPANE	5	U	
1,3-DICHLOROBENZENE	5	U	
1,3-DICHLOROPROPANE	5	U	
1,4-DICHLOROBENZENE	5	U	
2,2-DICHLOROPROPANE	5	U	
2-BUTANONE	25	U	
2-CHLOROETHYL VINYL ETHER	25	U	
2-CHLOROTOLUENE	5	U	
2-HEXANONE	25	U	
4-CHLOROTOLUENE	5	U	
4-ISOPROPYLTOLUENE	5	U	
4-METHYL-2-PENTANONE	25	U	
ACETONE	29	B	A
BENZENE	5	U	
BROMOBENZENE	5	U	
BROMOCHLOROMETHANE	5	U	

Parameter	Result	Val Qual	Qual Code
BROMODICHLOROMETHANE	5	U	
BROMOFORM	5	U	
BROMOMETHANE	5	U	
CARBON DISULFIDE	5	U	
CARBON TETRACHLORIDE	5	U	
CHLOROBENZENE	5	U	
CHLORODIBROMOMETHANE	5	U	
CHLOROETHANE	5	U	
CHLOROFORM	5	U	
CHLOROMETHANE	5	U	
CIS-1,2-DICHLOROETHENE	3.6	J	P
CIS-1,3-DICHLOROPROPENE	5	U	
DIBROMOMETHANE	5	U	
DICHLORODIFLUOROMETHANE	5	U	
DIISOPROPYL ETHER	25	U	
ETHYL TERT-BUTYL ETHER	25	U	
ETHYLBENZENE	5	U	
HEXACHLOROBUTADIENE	5	U	
ISOPROPYLBENZENE	5	U	
M+P-XYLENES	10	U	
METHYL TERT-BUTYL ETHER	25	U	
METHYLENE CHLORIDE	5	U	
NAPHTHALENE	5	U	
N-BUTYLBENZENE	5	U	
N-PROPYLBENZENE	5	U	
O-XYLENE	5	U	
SEC-BUTYLBENZENE	5	U	
STYRENE	5	U	
TERT-AMYL METHYL ETHER	25	U	
TERT-BUTYLBENZENE	5	U	
TERTIARY-BUTYL ALCOHOL	100	UR	C
TETRACHLOROETHENE	5	U	

Parameter	Result	Val Qual	Qual Code
TOLUENE	5	U	
TOTAL XYLENES	10	U	
TRANS-1,2-DICHLOROETHENE	5	U	
TRANS-1,3-DICHLOROPROPENE	5	U	
TRICHLOROETHENE	5	U	
TRICHLOROFLUOROMETHANE	5	U	
VINYL ACETATE	10	U	
VINYL CHLORIDE	5	U	

PROJ_NO: 01660

SDG: 8H22130 MEDIA: WATER DATA FRACTION: OV

nsample	DMW-9D-082208DL
samp_date	8/22/2008
lab_id	A8H230142003
qc_type	NM
units	UG/L
Pct_Solids	
DUP_OF:	

Parameter	Result	Val Qual	Qual Code
1,1,1,2-TETRACHLOROETHANE	120	U	
1,1,1-TRICHLOROETHANE	120	U	
1,1,2,2-TETRACHLOROETHANE	120	U	
1,1,2-TRICHLOROTRIFLUOROETHANE	120	U	
1,1-DICHLOROETHANE	120	U	
1,1-DICHLOROETHENE	120	U	
1,1-DICHLOROPROPENE	120	U	
1,2,3-TRICHLOROBENZENE	120	U	
1,2,3-TRICHLOROPROPANE	120	U	
1,2,3-TRIMETHYLBENZENE	3.9	B	A
1,2,4-TRICHLOROBENZENE	120	U	
1,2,4-TRIMETHYLBENZENE	120	U	
1,2-DIBROMO-3-CHLOROPROPANE	250	U	
1,2-DIBROMOETHANE	120	U	
1,2-DICHLOROBENZENE	120	U	
1,2-DICHLOROETHANE	120	U	
1,2-DICHLOROPROPANE	120	U	
1,3-DICHLOROBENZENE	120	U	
1,3-DICHLOROPROPANE	120	U	
1,4-DICHLOROBENZENE	120	U	
2,2-DICHLOROPROPANE	120	U	
2-BUTANONE	620	U	
2-CHLOROETHYL VINYL ETHER	620	U	
2-CHLOROTOLUENE	120	U	
2-HEXANONE	620	U	
4-CHLOROTOLUENE	120	U	
4-ISOPROPYLTOLUENE	120	U	
4-METHYL-2-PENTANONE	620	U	
ACETONE	620	U	
BENZENE	120	U	
BROMOBENZENE	120	U	
BROMOCHLOROMETHANE	120	U	

nsample	DMW-9D-082208DL
samp_date	8/22/2008
lab_id	A8H230142003
qc_type	NM
units	UG/L
Pct_Solids	
DUP_OF:	

Parameter	Result	Val Qual	Qual Code
BROMODICHLOROMETHANE	120	U	
BROMOFORM	120	U	
BROMOMETHANE	120	U	
CARBON DISULFIDE	120	U	
CARBON TETRACHLORIDE	120	U	
CHLOROBENZENE	120	U	
CHLORODIBROMOMETHANE	120	U	
CHLOROETHANE	120	U	
CHLOROFORM	290		
CHLOROMETHANE	120	U	
CIS-1,2-DICHLOROETHENE	470		
CIS-1,3-DICHLOROPROPENE	120	U	
DIBROMOMETHANE	120	U	
DICHLORODIFLUOROMETHANE	120	U	
DIISOPROPYL ETHER	620	U	
ETHYL TERT-BUTYL ETHER	620	U	
ETHYLBENZENE	120	U	
HEXACHLOROBUTADIENE	120	U	
ISOPROPYLBENZENE	120	U	
M+P-XYLENES	250	U	
METHYL TERT-BUTYL ETHER	620	U	
METHYLENE CHLORIDE	55	J	P
NAPHTHALENE	120	U	
N-BUTYLBENZENE	120	U	
N-PROPYLBENZENE	120	U	
O-XYLENE	120	U	
SEC-BUTYLBENZENE	120	U	
STYRENE	120	U	
TERT-AMYL METHYL ETHER	620	U	
TERT-BUTYLBENZENE	120	U	
TERTIARY-BUTYL ALCOHOL	2500	UR	C
TETRACHLOROETHENE	120	U	

nsample	DMW-9D-082208DL
samp_date	8/22/2008
lab_id	A8H230142003
qc_type	NM
units	UG/L
Pct_Solids	
DUP_OF:	

Parameter	Result	Val Qual	Qual Code
TOLUENE	120	U	
TOTAL XYLENES	250	U	
TRANS-1,2-DICHLOROETHENE	120	U	
TRANS-1,3-DICHLOROPROPENE	120	U	
TRICHLOROETHENE	3800		
TRICHLOROFLUOROMETHANE	120	U	
VINYL ACETATE	250	U	
VINYL CHLORIDE	45	J	P

PROJ_NO: 01660

SDG: 8H22130 MEDIA: WATER DATA FRACTION: OV

nsample	DMW-9I-082208DL
samp_date	8/22/2008
lab_id	A8H230142002
qc_type	NM
units	UG/L
Pct_Solids	
DUP_OF:	

Parameter	Result	Val Qual	Qual Code
1,1,1,2-TETRACHLOROETHANE	83	U	
1,1,1-TRICHLOROETHANE	83	U	
1,1,2,2-TETRACHLOROETHANE	83	U	
1,1,2-TRICHLOROTRIFLUOROETHANE	83	U	
1,1-DICHLOROETHANE	83	U	
1,1-DICHLOROETHENE	22	J	P
1,1-DICHLOROPROPENE	83	U	
1,2,3-TRICHLOROBENZENE	83	U	
1,2,3-TRICHLOROPROPANE	83	U	
1,2,3-TRIMETHYLBENZENE	2.6	B	A
1,2,4-TRICHLOROBENZENE	83	U	
1,2,4-TRIMETHYLBENZENE	83	U	
1,2-DIBROMO-3-CHLOROPROPANE	170	U	
1,2-DIBROMOETHANE	83	U	
1,2-DICHLOROBENZENE	83	U	
1,2-DICHLOROETHANE	83	U	
1,2-DICHLOROPROPANE	83	U	
1,3-DICHLOROBENZENE	83	U	
1,3-DICHLOROPROPANE	83	U	
1,4-DICHLOROBENZENE	83	U	
2,2-DICHLOROPROPANE	83	U	
2-BUTANONE	420	U	
2-CHLOROETHYL VINYL ETHER	420	U	
2-CHLOROTOLUENE	83	U	
2-HEXANONE	420	U	
4-CHLOROTOLUENE	83	U	
4-ISOPROPYLTOLUENE	83	U	
4-METHYL-2-PENTANONE	420	U	
ACETONE	420	U	
BENZENE	83	U	
BROMOBENZENE	83	U	
BROMOCHLOROMETHANE	83	U	

nsample	DMW-9I-082208DL
samp_date	8/22/2008
lab_id	A8H230142002
qc_type	NM
units	UG/L
Pct_Solids	
DUP_OF:	

Parameter	Result	Val Qual	Qual Code
BROMODICHLOROMETHANE	83	U	
BROMOFORM	83	U	
BROMOMETHANE	83	U	
CARBON DISULFIDE	83	U	
CARBON TETRACHLORIDE	20	J	P
CHLOROBENZENE	83	U	
CHLORODIBROMOMETHANE	83	U	
CHLOROETHANE	83	U	
CHLOROFORM	83	U	
CHLOROMETHANE	83	U	
CIS-1,2-DICHLOROETHENE	2900		
CIS-1,3-DICHLOROPROPENE	83	U	
DIBROMOMETHANE	83	U	
DICHLORODIFLUOROMETHANE	83	U	
DIISOPROPYL ETHER	420	U	
ETHYL TERT-BUTYL ETHER	420	U	
ETHYLBENZENE	83	U	
HEXACHLOROBUTADIENE	83	U	
ISOPROPYLBENZENE	83	U	
M+P-XYLENES	170	U	
METHYL TERT-BUTYL ETHER	420	U	
METHYLENE CHLORIDE	29	J	P
NAPHTHALENE	83	U	
N-BUTYLBENZENE	83	U	
N-PROPYLBENZENE	83	U	
O-XYLENE	83	U	
SEC-BUTYLBENZENE	83	U	
STYRENE	83	U	
TERT-AMYL METHYL ETHER	420	U	
TERT-BUTYLBENZENE	83	U	
TERTIARY-BUTYL ALCOHOL	1700	UR	C
TETRACHLOROETHENE	83	U	

nsample	DMW-9I-082208DL
samp_date	8/22/2008
lab_id	A8H230142002
qc_type	NM
units	UG/L
Pct_Solids	
DUP_OF:	

Parameter	Result	Val Qual	Qual Code
TOLUENE	83	U	
TOTAL XYLENES	170	U	
TRANS-1,2-DICHLOROETHENE	83	U	
TRANS-1,3-DICHLOROPROPENE	83	U	
TRICHLOROETHENE	700		
TRICHLOROFLUOROMETHANE	83	U	
VINYL ACETATE	170	U	
VINYL CHLORIDE	2000		

PROJ_NO: 01660

SDG: 8H22130 MEDIA: WATER DATA FRACTION: OV

nsample	DMW-9S-082208DL
samp_date	8/22/2008
lab_id	A8H230142004
qc_type	NM
units	UG/L
Pct_Solids	
DUP_OF:	

Parameter	Result	Val Qual	Qual Code
1,1,1,2-TETRACHLOROETHANE	1200	U	
1,1,1-TRICHLOROETHANE	1200	U	
1,1,2,2-TETRACHLOROETHANE	1200	U	
1,1,2-TRICHLOROTRIFLUOROETHANE	1200	U	
1,1-DICHLOROETHANE	1200	U	
1,1-DICHLOROETHENE	1200	U	
1,1-DICHLOROPROPENE	1200	U	
1,2,3-TRICHLOROBENZENE	1200	U	
1,2,3-TRICHLOROPROPANE	1200	U	
1,2,3-TRIMETHYLBENZENE	6200	U	
1,2,4-TRICHLOROBENZENE	1200	U	
1,2,4-TRIMETHYLBENZENE	240	J	P
1,2-DIBROMO-3-CHLOROPROPANE	2500	U	
1,2-DIBROMOETHANE	1200	U	
1,2-DICHLOROBENZENE	1200	U	
1,2-DICHLOROETHANE	1200	U	
1,2-DICHLOROPROPANE	1200	U	
1,3-DICHLOROBENZENE	1200	U	
1,3-DICHLOROPROPANE	1200	U	
1,4-DICHLOROBENZENE	1200	U	
2,2-DICHLOROPROPANE	1200	U	
2-BUTANONE	6200	U	
2-CHLOROETHYL VINYL ETHER	6200	U	
2-CHLOROTOLUENE	1200	U	
2-HEXANONE	6200	U	
4-CHLOROTOLUENE	1200	U	
4-ISOPROPYLTOLUENE	1200	U	
4-METHYL-2-PENTANONE	6200	U	
ACETONE	6200	U	
BENZENE	570	J	P
BROMOBENZENE	1200	U	
BROMOCHLOROMETHANE	1200	U	

nsample	DMW-9S-082208DL
samp_date	8/22/2008
lab_id	A8H230142004
qc_type	NM
units	UG/L
Pct_Solids	
DUP_OF:	

Parameter	Result	Val Qual	Qual Code
BROMODICHLOROMETHANE	1200	U	
BROMOFORM	1200	U	
BROMOMETHANE	1200	U	
CARBON DISULFIDE	1200	U	
CARBON TETRACHLORIDE	1200	U	
CHLOROBENZENE	1200	U	
CHLORODIBROMOMETHANE	1200	U	
CHLOROETHANE	1200	U	
CHLOROFORM	1200	U	
CHLOROMETHANE	1200	U	
CIS-1,2-DICHLOROETHENE	6600		
CIS-1,3-DICHLOROPROPENE	1200	U	
DIBROMOMETHANE	1200	U	
DICHLORODIFLUOROMETHANE	1200	U	
DIISOPROPYL ETHER	6200	U	
ETHYL TERT-BUTYL ETHER	6200	U	
ETHYLBENZENE	2100		
HEXACHLOROBUTADIENE	1200	U	
ISOPROPYLBENZENE	1200	U	
M+P-XYLENES	15000		
METHYL TERT-BUTYL ETHER	6200	U	
METHYLENE CHLORIDE	1200	U	
NAPHTHALENE	1200	U	
N-BUTYLBENZENE	1200	U	
N-PROPYLBENZENE	1200	U	
O-XYLENE	830	J	P
SEC-BUTYLBENZENE	1200	U	
STYRENE	1200	U	
TERT-AMYL METHYL ETHER	6200	U	
TERT-BUTYLBENZENE	1200	U	
TERTIARY-BUTYL ALCOHOL	25000	UR	C
TETRACHLOROETHENE	1200	U	

nsample	DMW-9S-082208DL
samp_date	8/22/2008
lab_id	A8H230142004
qc_type	NM
units	UG/L
Pct_Solids	
DUP_OF:	

Parameter	Result	Val Qual	Qual Code
TOLUENE	4400		
TOTAL XYLENES	16000		
TRANS-1,2-DICHLOROETHENE	1200	U	
TRANS-1,3-DICHLOROPROPENE	1200	U	
TRICHLOROETHENE	1200	U	
TRICHLOROFLUOROMETHANE	1200	U	
VINYL ACETATE	2500	U	
VINYL CHLORIDE	35000		

PROJ_NO: 01660

SDG: 8H22130 MEDIA: WATER DATA FRACTION: OV

nsample	MW-6-082608
samp_date	8/26/2008
lab_id	A8H270116004
qc_type	NM
units	UG/L
Pct_Solids	
DUP_OF:	

Parameter	Result	Val Qual	Qual Code
1,1,1,2-TETRACHLOROETHANE	1	U	
1,1,1-TRICHLOROETHANE	1	U	
1,1,2,2-TETRACHLOROETHANE	1	U	
1,1,2-TRICHLOROTRIFLUOROETHANE	1	U	
1,1-DICHLOROETHANE	1	U	
1,1-DICHLOROETHENE	1	U	
1,1-DICHLOROPROPENE	1	U	
1,2,3-TRICHLOROBENZENE	1	U	
1,2,3-TRICHLOROPROPANE	1	U	
1,2,3-TRIMETHYLBENZENE	5	U	
1,2,4-TRICHLOROBENZENE	1	U	
1,2,4-TRIMETHYLBENZENE	1	U	
1,2-DIBROMO-3-CHLOROPROPANE	2	U	
1,2-DIBROMOETHANE	1	U	
1,2-DICHLOROBENZENE	1	U	
1,2-DICHLOROETHANE	1	U	
1,2-DICHLOROPROPANE	1	U	
1,3-DICHLOROBENZENE	1	U	
1,3-DICHLOROPROPANE	1	U	
1,4-DICHLOROBENZENE	1	U	
2,2-DICHLOROPROPANE	1	U	
2-BUTANONE	5	U	
2-CHLOROETHYL VINYL ETHER	5	U	
2-CHLOROTOLUENE	1	U	
2-HEXANONE	5	U	
4-CHLOROTOLUENE	1	U	
4-ISOPROPYLTOLUENE	1	U	
4-METHYL-2-PENTANONE	5	U	
ACETONE	5	U	
BENZENE	1	U	
BROMOBENZENE	1	U	
BROMOCHLOROMETHANE	1	U	

nsample	MW-6-082608
samp_date	8/26/2008
lab_id	A8H270116004
qc_type	NM
units	UG/L
Pct_Solids	
DUP_OF:	

Parameter	Result	Val Qual	Qual Code
BROMODICHLOROMETHANE	1	U	
BROMOFORM	1	U	
BROMOMETHANE	1	U	
CARBON DISULFIDE	1	U	
CARBON TETRACHLORIDE	1	U	
CHLOROBENZENE	1	U	
CHLORODIBROMOMETHANE	1	U	
CHLOROETHANE	1	U	
CHLOROFORM	1	U	
CHLOROMETHANE	1	U	
CIS-1,2-DICHLOROETHENE	0.34	J	P
CIS-1,3-DICHLOROPROPENE	1	U	
DIBROMOMETHANE	1	U	
DICHLORODIFLUOROMETHANE	1	U	
DIISOPROPYL ETHER	5	U	
ETHYL TERT-BUTYL ETHER	5	U	
ETHYLBENZENE	1	U	
HEXACHLOROBUTADIENE	1	U	
ISOPROPYLBENZENE	1	U	
M+P-XYLENES	2	U	
METHYL TERT-BUTYL ETHER	5	U	
METHYLENE CHLORIDE	1	U	
NAPHTHALENE	1	U	
N-BUTYLBENZENE	1	U	
N-PROPYLBENZENE	1	U	
O-XYLENE	1	U	
SEC-BUTYLBENZENE	1	U	
STYRENE	1	U	
TERT-AMYL METHYL ETHER	5	U	
TERT-BUTYLBENZENE	1	U	
TERTIARY-BUTYL ALCOHOL	20	UR	C
TETRACHLOROETHENE	1	U	

nsample	MW-6-082608
samp_date	8/26/2008
lab_id	A8H270116004
qc_type	NM
units	UG/L
Pct_Solids	
DUP_OF:	

Parameter	Result	Val Qual	Qual Code
TOLUENE	1	U	
TOTAL XYLENES	2	U	
TRANS-1,2-DICHLOROETHENE	1	U	
TRANS-1,3-DICHLOROPROPENE	1	U	
TRICHLOROETHENE	1	U	
TRICHLOROFLUOROMETHANE	1	U	
VINYL ACETATE	2	U	
VINYL CHLORIDE	1	U	

PROJ_NO: 01660

SDG: 8H22130 MEDIA: WATER DATA FRACTION: OV

nsample	TB-082108
samp_date	8/21/2008
lab_id	A8H220130001
qc_type	NM
units	UG/L
Pct_Solids	
DUP_OF:	

Parameter	Result	Val Qual	Qual Code
1,1,1,2-TETRACHLOROETHANE	1	U	
1,1,1-TRICHLOROETHANE	1	U	
1,1,2,2-TETRACHLOROETHANE	1	U	
1,1,2-TRICHLOROTRIFLUOROETHANE	1	U	
1,1-DICHLOROETHANE	1	U	
1,1-DICHLOROETHENE	1	U	
1,1-DICHLOROPROPENE	1	U	
1,2,3-TRICHLOROBENZENE	1	U	
1,2,3-TRICHLOROPROPANE	1	U	
1,2,3-TRIMETHYLBENZENE	5	U	
1,2,4-TRICHLOROBENZENE	1	U	
1,2,4-TRIMETHYLBENZENE	1	U	
1,2-DIBROMO-3-CHLOROPROPANE	2	U	
1,2-DIBROMOETHANE	1	U	
1,2-DICHLOROBENZENE	1	U	
1,2-DICHLOROETHANE	1	U	
1,2-DICHLOROPROPANE	1	U	
1,3-DICHLOROBENZENE	1	U	
1,3-DICHLOROPROPANE	1	U	
1,4-DICHLOROBENZENE	1	U	
2,2-DICHLOROPROPANE	1	U	
2-BUTANONE	5	U	
2-CHLOROETHYL VINYL ETHER	5	U	
2-CHLOROTOLUENE	1	U	
2-HEXANONE	5	U	
4-CHLOROTOLUENE	1	U	
4-ISOPROPYLTOLUENE	1	U	
4-METHYL-2-PENTANONE	5	U	
ACETONE	7.9	J	C
BENZENE	1	U	
BROMOBENZENE	1	U	
BROMOCHLOROMETHANE	1	U	

nsample	TB-082108
samp_date	8/21/2008
lab_id	A8H220130001
qc_type	NM
units	UG/L
Pct_Solids	
DUP_OF:	

Parameter	Result	Val Qual	Qual Code
BROMODICHLOROMETHANE	1	U	
BROMOFORM	1	U	
BROMOMETHANE	1	U	
CARBON DISULFIDE	1	U	
CARBON TETRACHLORIDE	1	U	
CHLOROBENZENE	1	U	
CHLORODIBROMOMETHANE	1	U	
CHLOROETHANE	1	U	
CHLOROFORM	1	U	
CHLOROMETHANE	1	U	
CIS-1,2-DICHLOROETHENE	1	U	
CIS-1,3-DICHLOROPROPENE	1	U	
DIBROMOMETHANE	1	U	
DICHLORODIFLUOROMETHANE	1	U	
DIISOPROPYL ETHER	5	U	
ETHYL TERT-BUTYL ETHER	5	U	
ETHYLBENZENE	1	U	
HEXACHLOROBUTADIENE	1	U	
ISOPROPYLBENZENE	1	U	
M+P-XYLENES	2	U	
METHYL TERT-BUTYL ETHER	5	U	
METHYLENE CHLORIDE	1	U	
NAPHTHALENE	1	U	
N-BUTYLBENZENE	1	U	
N-PROPYLBENZENE	1	U	
O-XYLENE	1	U	
SEC-BUTYLBENZENE	1	U	
STYRENE	1	U	
TERT-AMYL METHYL ETHER	5	U	
TERT-BUTYLBENZENE	1	U	
TERTIARY-BUTYL ALCOHOL	20	UR	C
TETRACHLOROETHENE	1	U	

nsample	TB-082108
samp_date	8/21/2008
lab_id	A8H220130001
qc_type	NM
units	UG/L
Pct_Solids	
DUP_OF:	

Parameter	Result	Val Qual	Qual Code
TOLUENE	1	U	
TOTAL XYLENES	2	U	
TRANS-1,2-DICHLOROETHENE	1	U	
TRANS-1,3-DICHLOROPROPENE	1	U	
TRICHLOROETHENE	1	U	
TRICHLOROFLUOROMETHANE	1	U	
VINYL ACETATE	2	U	
VINYL CHLORIDE	1	U	

PROJ_NO: 01660

SDG: 8H22130 MEDIA: WATER DATA FRACTION: OV

nsample	TB-082208	nsample	TB-082208	nsample	TB-082208
samp_date	8/22/2008	samp_date	8/22/2008	samp_date	8/22/2008
lab_id	A8H230142001	lab_id	A8H230142001	lab_id	A8H230142001
qc_type	NM	qc_type	NM	qc_type	NM
units	UG/L	units	UG/L	units	UG/L
Pct_Solids		Pct_Solids		Pct_Solids	
DUP_OF:		DUP_OF:		DUP_OF:	

Parameter	Result	Val Qual	Qual Code
1,1,1,2-TETRACHLOROETHANE	1	U	
1,1,1-TRICHLOROETHANE	1	U	
1,1,2,2-TETRACHLOROETHANE	1	U	
1,1,2-TRICHLOROTRIFLUOROETHANE	1	U	
1,1-DICHLOROETHANE	1	U	
1,1-DICHLOROETHENE	1	U	
1,1-DICHLOROPROPENE	1	U	
1,2,3-TRICHLOROBENZENE	1	U	
1,2,3-TRICHLOROPROPANE	1	U	
1,2,3-TRIMETHYLBENZENE	5	U	
1,2,4-TRICHLOROBENZENE	1	U	
1,2,4-TRIMETHYLBENZENE	1	U	
1,2-DIBROMO-3-CHLOROPROPANE	2	U	
1,2-DIBROMOETHANE	1	U	
1,2-DICHLOROBENZENE	1	U	
1,2-DICHLOROETHANE	1	U	
1,2-DICHLOROPROPANE	1	U	
1,3-DICHLOROBENZENE	1	U	
1,3-DICHLOROPROPANE	1	U	
1,4-DICHLOROBENZENE	1	U	
2,2-DICHLOROPROPANE	1	U	
2-BUTANONE	5	U	
2-CHLOROETHYL VINYL ETHER	5	U	
2-CHLOROTOLUENE	1	U	
2-HEXANONE	5	U	
4-CHLOROTOLUENE	1	U	
4-ISOPROPYLTOLUENE	1	U	
4-METHYL-2-PENTANONE	5	U	
ACETONE	5	U	
BENZENE	1	U	
BROMOBENZENE	1	U	
BROMOCHLOROMETHANE	1	U	

Parameter	Result	Val Qual	Qual Code
BROMODICHLOROMETHANE	1	U	
BROMOFORM	1	U	
BROMOMETHANE	1	U	
CARBON DISULFIDE	1	U	
CARBON TETRACHLORIDE	1	U	
CHLOROBENZENE	1	U	
CHLORODIBROMOMETHANE	1	U	
CHLOROETHANE	1	U	
CHLOROFORM	1	U	
CHLOROMETHANE	1	U	
CIS-1,2-DICHLOROETHENE	1	U	
CIS-1,3-DICHLOROPROPENE	1	U	
DIBROMOMETHANE	1	U	
DICHLORODIFLUOROMETHANE	1	U	
DIISOPROPYL ETHER	5	U	
ETHYL TERT-BUTYL ETHER	5	U	
ETHYLBENZENE	1	U	
HEXACHLOROBUTADIENE	1	U	
ISOPROPYLBENZENE	1	U	
M+P-XYLENES	2	U	
METHYL TERT-BUTYL ETHER	5	U	
METHYLENE CHLORIDE	1	U	
NAPHTHALENE	1	U	
N-BUTYLBENZENE	1	U	
N-PROPYLBENZENE	1	U	
O-XYLENE	1	U	
SEC-BUTYLBENZENE	1	U	
STYRENE	1	U	
TERT-AMYL METHYL ETHER	5	U	
TERT-BUTYLBENZENE	1	U	
TERTIARY-BUTYL ALCOHOL	20	UR	C
TETRACHLOROETHENE	1	U	

Parameter	Result	Val Qual	Qual Code
TOLUENE	1	U	
TOTAL XYLENES	2	U	
TRANS-1,2-DICHLOROETHENE	1	U	
TRANS-1,3-DICHLOROPROPENE	1	U	
TRICHLOROETHENE	1	U	
TRICHLOROFLUOROMETHANE	1	U	
VINYL ACETATE	2	U	
VINYL CHLORIDE	1	U	

PROJ_NO: 01660

SDG: 8H22130 MEDIA: WATER DATA FRACTION: OV

nsample	TB-082508
samp_date	8/25/2008
lab_id	A8H260119001
qc_type	NM
units	UG/L
Pct_Solids	
DUP_OF:	

Parameter	Result	Val Qual	Qual Code
1,1,1,2-TETRACHLOROETHANE	1	U	
1,1,1-TRICHLOROETHANE	1	U	
1,1,2,2-TETRACHLOROETHANE	1	U	
1,1,2-TRICHLOROTRIFLUOROETHANE	1	U	
1,1-DICHLOROETHANE	1	U	
1,1-DICHLOROETHENE	1	U	
1,1-DICHLOROPROPENE	1	U	
1,2,3-TRICHLOROBENZENE	1	U	
1,2,3-TRICHLOROPROPANE	1	U	
1,2,3-TRIMETHYLBENZENE	5	U	
1,2,4-TRICHLOROBENZENE	1	U	
1,2,4-TRIMETHYLBENZENE	1	U	
1,2-DIBROMO-3-CHLOROPROPANE	2	U	
1,2-DIBROMOETHANE	1	U	
1,2-DICHLOROBENZENE	1	U	
1,2-DICHLOROETHANE	1	U	
1,2-DICHLOROPROPANE	1	U	
1,3-DICHLOROBENZENE	1	U	
1,3-DICHLOROPROPANE	1	U	
1,4-DICHLOROBENZENE	1	U	
2,2-DICHLOROPROPANE	1	U	
2-BUTANONE	5	U	
2-CHLOROETHYL VINYL ETHER	5	U	
2-CHLOROTOLUENE	1	U	
2-HEXANONE	5	U	
4-CHLOROTOLUENE	1	U	
4-ISOPROPYLTOLUENE	1	U	
4-METHYL-2-PENTANONE	5	U	
ACETONE	1.7	J	P
BENZENE	1	U	
BROMOBENZENE	1	U	
BROMOCHLOROMETHANE	1	U	

nsample	TB-082508
samp_date	8/25/2008
lab_id	A8H260119001
qc_type	NM
units	UG/L
Pct_Solids	
DUP_OF:	

Parameter	Result	Val Qual	Qual Code
BROMODICHLOROMETHANE	1	U	
BROMOFORM	1	U	
BROMOMETHANE	1	U	
CARBON DISULFIDE	1	U	
CARBON TETRACHLORIDE	1	U	
CHLOROBENZENE	1	U	
CHLORODIBROMOMETHANE	1	U	
CHLOROETHANE	1	U	
CHLOROFORM	1	U	
CHLOROMETHANE	1	U	
CIS-1,2-DICHLOROETHENE	1	U	
CIS-1,3-DICHLOROPROPENE	1	U	
DIBROMOMETHANE	1	U	
DICHLORODIFLUOROMETHANE	1	U	
DIISOPROPYL ETHER	5	U	
ETHYL TERT-BUTYL ETHER	5	U	
ETHYLBENZENE	1	U	
HEXACHLOROBUTADIENE	1	U	
ISOPROPYLBENZENE	1	U	
M+P-XYLENES	2	U	
METHYL TERT-BUTYL ETHER	5	U	
METHYLENE CHLORIDE	1	U	
NAPHTHALENE	1	U	
N-BUTYLBENZENE	1	U	
N-PROPYLBENZENE	1	U	
O-XYLENE	1	U	
SEC-BUTYLBENZENE	1	U	
STYRENE	1	U	
TERT-AMYL METHYL ETHER	5	U	
TERT-BUTYLBENZENE	1	U	
TERTIARY-BUTYL ALCOHOL	20	UR	C
TETRACHLOROETHENE	1	U	

nsample	TB-082508
samp_date	8/25/2008
lab_id	A8H260119001
qc_type	NM
units	UG/L
Pct_Solids	
DUP_OF:	

Parameter	Result	Val Qual	Qual Code
TOLUENE	1	U	
TOTAL XYLENES	2	U	
TRANS-1,2-DICHLOROETHENE	1	U	
TRANS-1,3-DICHLOROPROPENE	1	U	
TRICHLOROETHENE	1	U	
TRICHLOROFLUOROMETHANE	1	U	
VINYL ACETATE	2	U	
VINYL CHLORIDE	1	U	

PROJ_NO: 01660

SDG: 8H22130 MEDIA: WATER DATA FRACTION: OV

nsample	TB-082608
samp_date	8/26/2008
lab_id	A8H270116001
qc_type	NM
units	UG/L
Pct_Solids	
DUP_OF:	

Parameter	Result	Val Qual	Qual Code
1,1,1,2-TETRACHLOROETHANE	1	U	
1,1,1-TRICHLOROETHANE	1	U	
1,1,2,2-TETRACHLOROETHANE	1	U	
1,1,2-TRICHLOROTRIFLUOROETHANE	1	U	
1,1-DICHLOROETHANE	1	U	
1,1-DICHLOROETHENE	1	U	
1,1-DICHLOROPROPENE	1	U	
1,2,3-TRICHLOROBENZENE	1	U	
1,2,3-TRICHLOROPROPANE	1	U	
1,2,3-TRIMETHYLBENZENE	5	U	
1,2,4-TRICHLOROBENZENE	1	U	
1,2,4-TRIMETHYLBENZENE	1	U	
1,2-DIBROMO-3-CHLOROPROPANE	2	U	
1,2-DIBROMOETHANE	1	U	
1,2-DICHLOROBENZENE	1	U	
1,2-DICHLOROETHANE	1	U	
1,2-DICHLOROPROPANE	1	U	
1,3-DICHLOROBENZENE	1	U	
1,3-DICHLOROPROPANE	1	U	
1,4-DICHLOROBENZENE	1	U	
2,2-DICHLOROPROPANE	1	U	
2-BUTANONE	5	U	
2-CHLOROETHYL VINYL ETHER	5	U	
2-CHLOROTOLUENE	1	U	
2-HEXANONE	5	U	
4-CHLOROTOLUENE	1	U	
4-ISOPROPYLTOLUENE	1	U	
4-METHYL-2-PENTANONE	5	U	
ACETONE	5	U	
BENZENE	1	U	
BROMOBENZENE	1	U	
BROMOCHLOROMETHANE	1	U	

nsample	TB-082608
samp_date	8/26/2008
lab_id	A8H270116001
qc_type	NM
units	UG/L
Pct_Solids	
DUP_OF:	

Parameter	Result	Val Qual	Qual Code
BROMODICHLOROMETHANE	1	U	
BROMOFORM	1	U	
BROMOMETHANE	1	U	
CARBON DISULFIDE	1	U	
CARBON TETRACHLORIDE	1	U	
CHLOROBENZENE	1	U	
CHLORODIBROMOMETHANE	1	U	
CHLOROETHANE	1	U	
CHLOROFORM	1	U	
CHLOROMETHANE	1	U	
CIS-1,2-DICHLOROETHENE	1	U	
CIS-1,3-DICHLOROPROPENE	1	U	
DIBROMOMETHANE	1	U	
DICHLORODIFLUOROMETHANE	1	U	
DIISOPROPYL ETHER	5	U	
ETHYL TERT-BUTYL ETHER	5	U	
ETHYLBENZENE	1	U	
HEXACHLOROBUTADIENE	1	U	
ISOPROPYLBENZENE	1	U	
M+P-XYLENES	2	U	
METHYL TERT-BUTYL ETHER	5	U	
METHYLENE CHLORIDE	1	U	
NAPHTHALENE	1	U	
N-BUTYLBENZENE	1	U	
N-PROPYLBENZENE	1	U	
O-XYLENE	1	U	
SEC-BUTYLBENZENE	1	U	
STYRENE	1	U	
TERT-AMYL METHYL ETHER	5	U	
TERT-BUTYLBENZENE	1	U	
TERTIARY-BUTYL ALCOHOL	20	UR	C
TETRACHLOROETHENE	1	U	

nsample	TB-082608
samp_date	8/26/2008
lab_id	A8H270116001
qc_type	NM
units	UG/L
Pct_Solids	
DUP_OF:	

Parameter	Result	Val Qual	Qual Code
TOLUENE	1	U	
TOTAL XYLENES	2	U	
TRANS-1,2-DICHLOROETHENE	1	U	
TRANS-1,3-DICHLOROPROPENE	1	U	
TRICHLOROETHENE	1	U	
TRICHLOROFLUOROMETHANE	1	U	
VINYL ACETATE	2	U	
VINYL CHLORIDE	1	U	

PROJ_NO: 01660

SDG: 8H22130 MEDIA: WATER DATA FRACTION: OS

nsample	DMW-14I-082508	nsample	DMW-16D-082508	nsample	DMW-16I-082108
samp_date	8/25/2008	samp_date	8/25/2008	samp_date	8/21/2008
lab_id	A8H260119005	lab_id	A8H260119003	lab_id	A8H220130003
qc_type	NM	qc_type	NM	qc_type	NM
units	UG/L	units	UG/L	units	UG/L
Pct_Solids		Pct_Solids		Pct_Solids	
DUP_OF:		DUP_OF:		DUP_OF:	

Parameter	Result	Val Qual	Qual Code
1,4-DIOXANE	32		

Parameter	Result	Val Qual	Qual Code
1,4-DIOXANE	1	U	

Parameter	Result	Val Qual	Qual Code
1,4-DIOXANE	1	U	

PROJ_NO: 01660

SDG: 8H22130 MEDIA: WATER DATA FRACTION: OS

nsample	DMW-16S-082108DL	nsample	DMW-2S-082108DL	nsample	DMW-4D-082508
samp_date	8/21/2008	samp_date	8/21/2008	samp_date	8/25/2008
lab_id	A8H220130005	lab_id	A8H220130006	lab_id	A8H260119004
qc_type	NM	qc_type	NM	qc_type	NM
units	UG/L	units	UG/L	units	UG/L
Pct_Solids		Pct_Solids		Pct_Solids	
DUP_OF:		DUP_OF:		DUP_OF:	

Parameter	Result	Val Qual	Qual Code
1,4-DIOXANE	590		

Parameter	Result	Val Qual	Qual Code
1,4-DIOXANE	180		

Parameter	Result	Val Qual	Qual Code
1,4-DIOXANE	8.3		

PROJ_NO: 01660

SDG: 8H22130 MEDIA: WATER DATA FRACTION: OS

nsample	DMW-4I-082508	nsample	DMW-4S-082508	nsample	DMW-5D-082108
samp_date	8/25/2008	samp_date	8/25/2008	samp_date	8/21/2008
lab_id	A8H260119002	lab_id	A8H260119006	lab_id	A8H220130004
qc_type	NM	qc_type	NM	qc_type	NM
units	UG/L	units	UG/L	units	UG/L
Pct_Solids		Pct_Solids		Pct_Solids	
DUP_OF:		DUP_OF:		DUP_OF:	

Parameter	Result	Val Qual	Qual Code
1,4-DIOXANE	26		

Parameter	Result	Val Qual	Qual Code
1,4-DIOXANE	15		

Parameter	Result	Val Qual	Qual Code
1,4-DIOXANE	1	U	

PROJ_NO: 01660

SDG: 8H22130 MEDIA: WATER DATA FRACTION: OS

nsample	DMW-5I-082608
samp_date	8/26/2008
lab_id	A8H270116002
qc_type	NM
units	UG/L
Pct_Solids	
DUP_OF:	

Parameter	Result	Val Qual	Qual Code
1,4-DIOXANE	1.4		

nsample	DMW-5S-082608
samp_date	8/26/2008
lab_id	A8H270116003
qc_type	NM
units	UG/L
Pct_Solids	
DUP_OF:	

Parameter	Result	Val Qual	Qual Code
1,4-DIOXANE	6.7		

nsample	DMW-6S-082108
samp_date	8/21/2008
lab_id	A8H220130002
qc_type	NM
units	UG/L
Pct_Solids	
DUP_OF:	

Parameter	Result	Val Qual	Qual Code
1,4-DIOXANE	0.63	J	P

PROJ_NO: 01660

SDG: 8H22130 MEDIA: WATER DATA FRACTION: OS

nsample	DMW-9D-082208DL	nsample	DMW-9I-082208DL	nsample	DMW-9S-082208DL
samp_date	8/22/2008	samp_date	8/22/2008	samp_date	8/22/2008
lab_id	A8H230142003	lab_id	A8H230142002	lab_id	A8H230142004
qc_type	NM	qc_type	NM	qc_type	NM
units	UG/L	units	UG/L	units	UG/L
Pct_Solids		Pct_Solids		Pct_Solids	
DUP_OF:		DUP_OF:		DUP_OF:	

Parameter	Result	Val Qual	Qual Code
1,4-DIOXANE	110		

Parameter	Result	Val Qual	Qual Code
1,4-DIOXANE	230		

Parameter	Result	Val Qual	Qual Code
1,4-DIOXANE	42		

PROJ_NO: 01660

SDG: 8H22130 MEDIA: WATER DATA FRACTION: OS

nsample	MW-6-082608
samp_date	8/26/2008
lab_id	A8H270116004
qc_type	NM
units	UG/L
Pct_Solids	
DUP_OF:	

Parameter	Result	Val Qual	Qual Code
1,4-DIOXANE	1	U	

APPENDIX B

RESULTS AS REPORTED BY THE LABORATORY

TestAmerica

THE LEADER IN ENVIRONMENTAL TESTING

GCMS VOLATILE DATA

Tetra Tech NUS, Inc

Client Sample ID: DMW-14I-082508

GC/MS Volatiles

Lot-Sample #...: A8H260119-005 **Work Order #...:** KVRCG1CL **Matrix.....:** WG
Date Sampled...: 08/25/08 12:55 **Date Received..:** 08/26/08
Prep Date.....: 09/04/08 **Analysis Date..:** 09/04/08
Prep Batch #...: 8249100
Dilution Factor: 66.67 **Initial Wgt/Vol:** 5 mL **Final Wgt/Vol..:** 5 mL
Method.....: SW846 8260B

PARAMETER	RESULT	REPORTING LIMIT	UNITS	MDL
Acetone	ND	330	ug/L	73
Bromobenzene	ND	67	ug/L	8.7
Bromochloromethane	ND	67	ug/L	19
Bromodichloromethane	ND	67	ug/L	10
2-Butanone	ND	330	ug/L	38
n-Butylbenzene	ND	67	ug/L	8.0
sec-Butylbenzene	ND	67	ug/L	8.7
tert-Butylbenzene	ND	67	ug/L	8.7
Carbon disulfide	ND	67	ug/L	8.7
Dibromochloromethane	ND	67	ug/L	12
1,2-Dibromo-3-chloro-propane	ND	130	ug/L	45
2-Chloroethyl vinyl ether	ND	330	ug/L	66
2-Chlorotoluene	ND	67	ug/L	7.3
4-Chlorotoluene	ND	67	ug/L	12
1,2-Dibromoethane	ND	67	ug/L	16
Dibromomethane	ND	67	ug/L	19
1,2-Dichlorobenzene	ND	67	ug/L	8.7
1,3-Dichlorobenzene	ND	67	ug/L	9.3
1,4-Dichlorobenzene	ND	67	ug/L	8.7
Trichlorofluoromethane	ND	67	ug/L	14
Hexachlorobutadiene	ND	67	ug/L	20
2-Hexanone	ND	330	ug/L	27
Isopropylbenzene	ND	67	ug/L	8.7
p-Isopropyltoluene	ND	67	ug/L	8.0
tert-Butyl alcohol	ND	1300	ug/L	260
4-Methyl-2-pentanone	ND	330	ug/L	21
Naphthalene	ND	67	ug/L	16
n-Propylbenzene	ND	67	ug/L	9.3
Styrene	ND	67	ug/L	7.3
1,1,1,2-Tetrachloroethane	ND	67	ug/L	15
1,2,3-Trichlorobenzene	ND	67	ug/L	11
1,2,4-Trichloro-benzene	ND	67	ug/L	10
1,2,3-Trichloropropane	ND	67	ug/L	29
1,1,2-Trichloro-1,2,2-trifluoroethane	ND	67	ug/L	19
1,2,4-Trimethylbenzene	ND	67	ug/L	8.0

(Continued on next page)

Tetra Tech NUS, Inc

Client Sample ID: DMW-14I-082508

GC/MS Volatiles

Lot-Sample #...: A8H260119-005 **Work Order #...:** KVRCG1CL **Matrix.....:** WG

PARAMETER	RESULT	REPORTING LIMIT	UNITS	MDL
Vinyl acetate	ND	130	ug/L	13
o-Xylene	ND	67	ug/L	9.3
Xylenes (total)	ND	130	ug/L	19
Methyl tert-butyl ether	ND	330	ug/L	11
m-Xylene & p-Xylene	ND	130	ug/L	16
1,2,3-Trimethylbenzene	ND	330	ug/L	0.39
Diisopropyl Ether (DIPE)	ND	330	ug/L	100
Ethyl-t-Butyl Ether (ETBE)	ND	330	ug/L	7.3
Tert-amyl methyl ether (TAME)	ND	330	ug/L	4.5
Dichlorodifluoromethane	ND	67	ug/L	21
cis-1,2-Dichloroethene	**1700**	**67**	**ug/L**	**11**
trans-1,2-Dichloroethene	ND	67	ug/L	13
1,3-Dichloropropane	ND	67	ug/L	11
2,2-Dichloropropane	ND	67	ug/L	8.7
1,1-Dichloropropene	ND	67	ug/L	8.7
Benzene	ND	67	ug/L	8.7
Bromoform	ND	67	ug/L	43
Bromomethane	ND	67	ug/L	27
Carbon tetrachloride	ND	67	ug/L	8.7
Chlorobenzene	**270**	**67**	**ug/L**	**10**
Chloroethane	ND	67	ug/L	19
Chloroform	ND	67	ug/L	11
Chloromethane	ND	67	ug/L	20
1,1-Dichloroethane	ND	67	ug/L	10
1,2-Dichloroethane	ND	67	ug/L	15
1,1-Dichloroethene	**28 J**	**67**	**ug/L**	**13**
1,2-Dichloropropane	ND	67	ug/L	12
cis-1,3-Dichloropropene	ND	67	ug/L	9.3
trans-1,3-Dichloropropene	ND	67	ug/L	13
Ethylbenzene	ND	67	ug/L	11
Methylene chloride	ND	67	ug/L	22
1,1,2,2-Tetrachloroethane	ND	67	ug/L	12
Tetrachloroethene	ND	67	ug/L	19
Toluene	ND	67	ug/L	8.7
1,1,1-Trichloroethane	ND	67	ug/L	15
Trichloroethene	**50 J**	**67**	**ug/L**	**11**
Vinyl chloride	**1000**	**67**	**ug/L**	**15**

SURROGATE	PERCENT RECOVERY	RECOVERY LIMITS
Dibromofluoromethane	99	(73 - 122)
1,2-Dichloroethane-d4	105	(61 - 128)
Toluene-d8	101	(76 - 110)
4-Bromofluorobenzene	94	(74 - 116)

NOTE(S):

J Estimated result. Result is less than RL.

Tetra Tech NUS, Inc

DMW-14I-082508

GC/MS Volatiles

Lot-Sample #: A8H260119-005 **Work Order #:** KVRCG1CL **Matrix:** WG

MASS SPECTROMETER/DATA SYSTEM (MSDS) TENTATIVELY IDENTIFIED COMPOUNDS

PARAMETER	CAS #	ESTIMATED RESULT	RETENTION TIME	UNITS
None				ug/L

Tetra Tech NUS, Inc

Client Sample ID: DMW-16D-082508

GC/MS Volatiles

Lot-Sample #...: A8H260119-003 **Work Order #...:** KVRA71CK **Matrix.....:** WG
Date Sampled...: 08/25/08 11:25 **Date Received..:** 08/26/08
Prep Date.....: 09/03/08 **Analysis Date..:** 09/03/08
Prep Batch #...: 8248174
Dilution Factor: 1 **Initial Wgt/Vol:** 5 mL **Final Wgt/Vol..:** 5 mL
Method.....: SW846 8260B

PARAMETER	RESULT	REPORTING LIMIT	UNITS	MDL
Acetone	ND	5.0	ug/L	1.1
Bromobenzene	ND	1.0	ug/L	0.13
Bromochloromethane	ND	1.0	ug/L	0.29
Bromodichloromethane	ND	1.0	ug/L	0.15
2-Butanone	ND	5.0	ug/L	0.57
n-Butylbenzene	ND	1.0	ug/L	0.12
sec-Butylbenzene	ND	1.0	ug/L	0.13
tert-Butylbenzene	ND	1.0	ug/L	0.13
Carbon disulfide	ND	1.0	ug/L	0.13
Dibromochloromethane	ND	1.0	ug/L	0.18
1,2-Dibromo-3-chloro-propane	ND	2.0	ug/L	0.67
2-Chloroethyl vinyl ether	ND	5.0	ug/L	0.99
2-Chlorotoluene	ND	1.0	ug/L	0.11
4-Chlorotoluene	ND	1.0	ug/L	0.18
1,2-Dibromoethane	ND	1.0	ug/L	0.24
Dibromomethane	ND	1.0	ug/L	0.28
1,2-Dichlorobenzene	ND	1.0	ug/L	0.13
1,3-Dichlorobenzene	ND	1.0	ug/L	0.14
1,4-Dichlorobenzene	ND	1.0	ug/L	0.13
Dichlorodifluoromethane	ND	1.0	ug/L	0.31
cis-1,2-Dichloroethene	ND	1.0	ug/L	0.17
trans-1,2-Dichloroethene	ND	1.0	ug/L	0.19
1,3-Dichloropropane	ND	1.0	ug/L	0.16
2,2-Dichloropropane	ND	1.0	ug/L	0.13
1,1-Dichloropropene	ND	1.0	ug/L	0.13
Trichlorofluoromethane	ND	1.0	ug/L	0.21
Hexachlorobutadiene	ND	1.0	ug/L	0.30
2-Hexanone	ND	5.0	ug/L	0.41
Isopropylbenzene	ND	1.0	ug/L	0.13
p-Isopropyltoluene	ND	1.0	ug/L	0.12
tert-Butyl alcohol	ND	20	ug/L	3.9
4-Methyl-2-pentanone	ND	5.0	ug/L	0.32
Naphthalene	ND	1.0	ug/L	0.24
n-Propylbenzene	ND	1.0	ug/L	0.14
Styrene	ND	1.0	ug/L	0.11
1,1,1,2-Tetrachloroethane	ND	1.0	ug/L	0.23
1,2,3-Trichlorobenzene	ND	1.0	ug/L	0.17

(Continued on next page)

Tetra Tech NUS, Inc

Client Sample ID: DMW-16D-082508

GC/MS Volatiles

Lot-Sample #...: A8H260119-003 **Work Order #...:** KVRA71CK **Matrix.....:** WG

PARAMETER	RESULT	REPORTING LIMIT	UNITS	MDL
1,2,4-Trichloro-benzene	ND	1.0	ug/L	0.15
1,2,3-Trichloropropane	ND	1.0	ug/L	0.43
1,1,2-Trichloro-1,2,2-trifluoroethane	ND	1.0	ug/L	0.28
1,2,4-Trimethylbenzene	ND	1.0	ug/L	0.12
Vinyl acetate	ND	2.0	ug/L	0.19
o-Xylene	ND	1.0	ug/L	0.14
Xylenes (total)	ND	2.0	ug/L	0.28
Methyl tert-butyl ether	ND	5.0	ug/L	0.17
m-Xylene & p-Xylene	ND	2.0	ug/L	0.24
1,2,3-Trimethylbenzene	ND	5.0	ug/L	0.0059
Diisopropyl Ether (DIPE)	ND	5.0	ug/L	1.5
Ethyl-t-Butyl Ether (ETBE)	ND	5.0	ug/L	0.11
Tert-amyl methyl ether (TAME)	ND	5.0	ug/L	0.067
Benzene	ND	1.0	ug/L	0.13
Bromoform	ND	1.0	ug/L	0.64
Bromomethane	ND	1.0	ug/L	0.41
Carbon tetrachloride	ND	1.0	ug/L	0.13
Chlorobenzene	ND	1.0	ug/L	0.15
Chloroethane	ND	1.0	ug/L	0.29
Chloroform	ND	1.0	ug/L	0.16
Chloromethane	ND	1.0	ug/L	0.30
1,1-Dichloroethane	ND	1.0	ug/L	0.15
1,2-Dichloroethane	ND	1.0	ug/L	0.22
1,1-Dichloroethene	ND	1.0	ug/L	0.19
1,2-Dichloropropane	ND	1.0	ug/L	0.18
cis-1,3-Dichloropropene	ND	1.0	ug/L	0.14
trans-1,3-Dichloropropene	ND	1.0	ug/L	0.19
Ethylbenzene	ND	1.0	ug/L	0.17
Methylene chloride	ND	1.0	ug/L	0.33
1,1,2,2-Tetrachloroethane	ND	1.0	ug/L	0.18
Tetrachloroethene	ND	1.0	ug/L	0.29
Toluene	ND	1.0	ug/L	0.13
1,1,1-Trichloroethane	ND	1.0	ug/L	0.22
Trichloroethene	ND	1.0	ug/L	0.17
Vinyl chloride	ND	1.0	ug/L	0.22

SURROGATE	PERCENT RECOVERY	RECOVERY LIMITS
Dibromofluoromethane	102	(73 - 122)
1,2-Dichloroethane-d4	106	(61 - 128)
Toluene-d8	98	(76 - 110)
4-Bromofluorobenzene	94	(74 - 116)

Tetra Tech NUS, Inc

DMW-16D-082508

GC/MS Volatiles

Lot-Sample #: A8H260119-003 **Work Order #:** KVRA71CK **Matrix:** WG

MASS SPECTROMETER/DATA SYSTEM (MSDS) TENTATIVELY IDENTIFIED COMPOUNDS

PARAMETER	CAS #	ESTIMATED RESULT	RETENTION TIME	UNITS
None				ug/L

Tetra Tech NUS, Inc

Client Sample ID: DMW-16I-082108

GC/MS Volatiles

Lot-Sample #...: A8H220130-003 **Work Order #...:** KVLF91DV **Matrix.....:** WG
Date Sampled...: 08/21/08 12:10 **Date Received..:** 08/22/08
Prep Date.....: 08/28/08 **Analysis Date..:** 08/28/08
Prep Batch #...: 8242143
Dilution Factor: 14.29 **Initial Wgt/Vol:** 5 mL **Final Wgt/Vol..:** 5 mL
Method.....: SW846 8260B

PARAMETER	RESULT	REPORTING LIMIT	UNITS	MDL
Acetone	**36 J,B**	**71**	**ug/L**	**16**
Bromobenzene	ND	14	ug/L	1.9
Bromochloromethane	ND	14	ug/L	4.1
Bromodichloromethane	ND	14	ug/L	2.1
2-Butanone	ND	71	ug/L	8.1
n-Butylbenzene	ND	14	ug/L	1.7
sec-Butylbenzene	ND	14	ug/L	1.9
tert-Butylbenzene	ND	14	ug/L	1.9
Carbon disulfide	ND	14	ug/L	1.9
Dibromochloromethane	ND	14	ug/L	2.6
1,2-Dibromo-3-chloro-propane	ND	29	ug/L	9.6
2-Chloroethyl vinyl ether	ND	71	ug/L	14
2-Chlorotoluene	ND	14	ug/L	1.6
4-Chlorotoluene	ND	14	ug/L	2.6
1,2-Dibromoethane	ND	14	ug/L	3.4
Dibromomethane	ND	14	ug/L	4.0
1,2-Dichlorobenzene	ND	14	ug/L	1.9
1,3-Dichlorobenzene	ND	14	ug/L	2.0
1,4-Dichlorobenzene	ND	14	ug/L	1.9
Dichlorodifluoromethane	ND	14	ug/L	4.4
cis-1,2-Dichloroethene	**76**	**14**	**ug/L**	**2.4**
trans-1,2-Dichloroethene	ND	14	ug/L	2.7
1,3-Dichloropropane	ND	14	ug/L	2.3
2,2-Dichloropropane	ND	14	ug/L	1.9
1,1-Dichloropropene	ND	14	ug/L	1.9
Trichlorofluoromethane	ND	14	ug/L	3.0
Hexachlorobutadiene	ND	14	ug/L	4.3
2-Hexanone	ND	71	ug/L	5.9
Isopropylbenzene	ND	14	ug/L	1.9
p-Isopropyltoluene	ND	14	ug/L	1.7
tert-Butyl alcohol	ND	290	ug/L	56
4-Methyl-2-pentanone	ND	71	ug/L	4.6
Naphthalene	ND	14	ug/L	3.4
n-Propylbenzene	ND	14	ug/L	2.0
Styrene	ND	14	ug/L	1.6
1,1,1,2-Tetrachloroethane	ND	14	ug/L	3.3
1,2,3-Trichlorobenzene	ND	14	ug/L	2.4

(Continued on next page)

Tetra Tech NUS, Inc

Client Sample ID: DMW-16I-082108

GC/MS Volatiles

Lot-Sample #...: A8H220130-003 **Work Order #...:** KVLF91DV **Matrix.....:** WG

PARAMETER	RESULT	REPORTING LIMIT	UNITS	MDL
1,2,4-Trichloro-benzene	ND	14	ug/L	2.1
1,2,3-Trichloropropane	ND	14	ug/L	6.1
1,1,2-Trichloro-1,2,2-trifluoroethane	ND	14	ug/L	4.0
1,2,4-Trimethylbenzene	ND	14	ug/L	1.7
Vinyl acetate	ND	29	ug/L	2.7
o-Xylene	ND	14	ug/L	2.0
Xylenes (total)	ND	29	ug/L	4.0
Methyl tert-butyl ether	ND	71	ug/L	2.4
m-Xylene & p-Xylene	ND	29	ug/L	3.4
1,2,3-Trimethylbenzene	ND	71	ug/L	0.084
Diisopropyl Ether (DIPE)	ND	71	ug/L	21
Ethyl-t-Butyl Ether (ETBE)	ND	71	ug/L	1.6
Tert-amyl methyl ether (TAME)	ND	71	ug/L	0.96
Benzene	ND	14	ug/L	1.9
Bromoform	ND	14	ug/L	9.1
Bromomethane	ND	14	ug/L	5.9
Carbon tetrachloride	ND	14	ug/L	1.9
Chlorobenzene	ND	14	ug/L	2.1
Chloroethane	ND	14	ug/L	4.1
Chloroform	ND	14	ug/L	2.3
Chloromethane	ND	14	ug/L	4.3
1,1-Dichloroethane	ND	14	ug/L	2.1
1,2-Dichloroethane	ND	14	ug/L	3.1
1,1-Dichloroethene	ND	14	ug/L	2.7
1,2-Dichloropropane	ND	14	ug/L	2.6
cis-1,3-Dichloropropene	ND	14	ug/L	2.0
trans-1,3-Dichloropropene	ND	14	ug/L	2.7
Ethylbenzene	ND	14	ug/L	2.4
Methylene chloride	ND	14	ug/L	4.7
1,1,2,2-Tetrachloroethane	ND	14	ug/L	2.6
Tetrachloroethene	ND	14	ug/L	4.1
Toluene	ND	14	ug/L	1.9
1,1,1-Trichloroethane	ND	14	ug/L	3.1
Trichloroethene	**380**	**14**	**ug/L**	**2.4**
Vinyl chloride	**6.8 J**	**14**	**ug/L**	**3.1**

SURROGATE	PERCENT RECOVERY	RECOVERY LIMITS
Dibromofluoromethane	90	(73 - 122)
1,2-Dichloroethane-d4	105	(61 - 128)
Toluene-d8	106	(76 - 110)
4-Bromofluorobenzene	89	(74 - 116)

(Continued on next page)

Tetra Tech NUS, Inc

Client Sample ID: DMW-16I-082108

GC/MS Volatiles

Lot-Sample #...: A8H220130-003 Work Order #...: KVLF91DV Matrix.....: WG

NOTE(S):

J Estimated result. Result is less than RL.

B Method blank contamination. The associated method blank contains the target analyte at a reportable level.

Tetra Tech NUS, Inc

DMW-16I-082108

GC/MS Volatiles

Lot-Sample #: A8H220130-003 **Work Order #:** KVLF91DV **Matrix:** WG

MASS SPECTROMETER/DATA SYSTEM (MSDS) TENTATIVELY IDENTIFIED COMPOUNDS

PARAMETER	CAS #	ESTIMATED RESULT	RETENTION TIME	UNITS
None				ug/L

Tetra Tech NUS, Inc

Client Sample ID: DMW-16S-082108

GC/MS Volatiles

Lot-Sample #...: A8H220130-005 **Work Order #...:** KVLGM1D0 **Matrix.....:** WG
Date Sampled...: 08/21/08 14:45 **Date Received..:** 08/22/08
Prep Date.....: 09/02/08 **Analysis Date..:** 09/02/08
Prep Batch #...: 8247184
Dilution Factor: 3.33 **Initial Wgt/Vol:** 5 mL **Final Wgt/Vol..:** 5 mL
Method.....: SW846 8260B

PARAMETER	RESULT	REPORTING LIMIT	UNITS	MDL
Acetone	ND	17	ug/L	3.7
Bromobenzene	ND	3.3	ug/L	0.43
Bromochloromethane	ND	3.3	ug/L	0.97
Bromodichloromethane	ND	3.3	ug/L	0.50
2-Butanone	ND	17	ug/L	1.9
n-Butylbenzene	ND	3.3	ug/L	0.40
sec-Butylbenzene	ND	3.3	ug/L	0.43
tert-Butylbenzene	ND	3.3	ug/L	0.43
Carbon disulfide	ND	3.3	ug/L	0.43
Dibromochloromethane	ND	3.3	ug/L	0.60
1,2-Dibromo-3-chloro-propane	ND	6.7	ug/L	2.2
2-Chloroethyl vinyl ether	ND	17	ug/L	3.3
2-Chlorotoluene	ND	3.3	ug/L	0.37
4-Chlorotoluene	ND	3.3	ug/L	0.60
1,2-Dibromoethane	ND	3.3	ug/L	0.80
Dibromomethane	ND	3.3	ug/L	0.93
1,2-Dichlorobenzene	**1.9 J**	**3.3**	**ug/L**	**0.43**
1,3-Dichlorobenzene	**0.63 J**	**3.3**	**ug/L**	**0.47**
1,4-Dichlorobenzene	**0.83 J**	**3.3**	**ug/L**	**0.43**
Dichlorodifluoromethane	ND	3.3	ug/L	1.0
cis-1,2-Dichloroethene	**26**	**3.3**	**ug/L**	**0.57**
trans-1,2-Dichloroethene	ND	3.3	ug/L	0.63
1,3-Dichloropropane	ND	3.3	ug/L	0.53
2,2-Dichloropropane	ND	3.3	ug/L	0.43
1,1-Dichloropropene	ND	3.3	ug/L	0.43
Trichlorofluoromethane	ND	3.3	ug/L	0.70
Hexachlorobutadiene	ND	3.3	ug/L	1.0
2-Hexanone	ND	17	ug/L	1.4
Isopropylbenzene	ND	3.3	ug/L	0.43
p-Isopropyltoluene	ND	3.3	ug/L	0.40
tert-Butyl alcohol	**14 J**	**67**	**ug/L**	**13**
4-Methyl-2-pentanone	ND	17	ug/L	1.1
Naphthalene	ND	3.3	ug/L	0.80
n-Propylbenzene	ND	3.3	ug/L	0.47
Styrene	ND	3.3	ug/L	0.37
1,1,1,2-Tetrachloroethane	ND	3.3	ug/L	0.77
1,2,3-Trichlorobenzene	ND	3.3	ug/L	0.57

(Continued on next page)

Tetra Tech NUS, Inc

Client Sample ID: DMW-16S-082108

GC/MS Volatiles

Lot-Sample #...: A8H220130-005 **Work Order #...:** KVLGM1D0 **Matrix.....:** WG

PARAMETER	RESULT	REPORTING LIMIT	UNITS	MDL
1,2,4-Trichloro-benzene	**1.2 J**	**3.3**	**ug/L**	**0.50**
1,2,3-Trichloropropane	ND	3.3	ug/L	1.4
1,1,2-Trichloro-1,2,2-trifluoroethane	ND	3.3	ug/L	0.93
1,2,4-Trimethylbenzene	ND	3.3	ug/L	0.40
Vinyl acetate	ND	6.7	ug/L	0.63
o-Xylene	ND	3.3	ug/L	0.47
Xylenes (total)	ND	6.7	ug/L	0.93
Methyl tert-butyl ether	ND	17	ug/L	0.57
m-Xylene & p-Xylene	ND	6.7	ug/L	0.80
1,2,3-Trimethylbenzene	**0.10 J,B**	**17**	**ug/L**	**0.020**
Diisopropyl Ether (DIPE)	ND	17	ug/L	5.0
Ethyl-t-Butyl Ether (ETBE)	ND	17	ug/L	0.37
Tert-amyl methyl ether (TAME)	ND	17	ug/L	0.22
Benzene	**5.9**	**3.3**	**ug/L**	**0.43**
Bromoform	ND	3.3	ug/L	2.1
Bromomethane	ND	3.3	ug/L	1.4
Carbon tetrachloride	ND	3.3	ug/L	0.43
Chlorobenzene	ND	3.3	ug/L	0.50
Chloroethane	ND	3.3	ug/L	0.97
Chloroform	ND	3.3	ug/L	0.53
Chloromethane	ND	3.3	ug/L	1.0
1,1-Dichloroethane	ND	3.3	ug/L	0.50
1,2-Dichloroethane	ND	3.3	ug/L	0.73
1,1-Dichloroethene	ND	3.3	ug/L	0.63
1,2-Dichloropropane	ND	3.3	ug/L	0.60
cis-1,3-Dichloropropene	ND	3.3	ug/L	0.47
trans-1,3-Dichloropropene	ND	3.3	ug/L	0.63
Ethylbenzene	ND	3.3	ug/L	0.57
Methylene chloride	ND	3.3	ug/L	1.1
1,1,2,2-Tetrachloroethane	ND	3.3	ug/L	0.60
Tetrachloroethene	ND	3.3	ug/L	0.97
Toluene	ND	3.3	ug/L	0.43
1,1,1-Trichloroethane	ND	3.3	ug/L	0.73
Trichloroethene	ND	3.3	ug/L	0.57
Vinyl chloride	**73**	**3.3**	**ug/L**	**0.73**

SURROGATE	PERCENT RECOVERY	RECOVERY LIMITS
Dibromofluoromethane	99	(73 - 122)
1,2-Dichloroethane-d4	101	(61 - 128)
Toluene-d8	98	(76 - 110)
4-Bromofluorobenzene	93	(74 - 116)

(Continued on next page)

Tetra Tech NUS, Inc

Client Sample ID: DMW-16S-082108

GC/MS Volatiles

Lot-Sample #...: A8H220130-005 **Work Order #...:** KVLGM1D0 **Matrix.....:** WG

NOTE(S):

J Estimated result. Result is less than RL.

B Method blank contamination. The associated method blank contains the target analyte at a reportable level.

Tetra Tech NUS, Inc

DMW-16S-082108

GC/MS Volatiles

Lot-Sample #: A8H220130-005 **Work Order #:** KVLGM1D0 **Matrix:** WG

MASS SPECTROMETER/DATA SYSTEM (MSDS) TENTATIVELY IDENTIFIED COMPOUNDS

PARAMETER	CAS #	ESTIMATED RESULT		RETENTION TIME	UNITS
1,4-Dioxane		830	Q	6.201	ug/L
Isopropyl Ether		3.6	Q	4.154	ug/L

NOTE(S):

Q: Result was quantitated against the response factor of a calibration standard.

Tetra Tech NUS, Inc

Client Sample ID: DMW-2S-082108

GC/MS Volatiles

Lot-Sample #...: A8H220130-006 **Work Order #...:** KVLHC1DV **Matrix.....:** WG
Date Sampled...: 08/21/08 15:10 **Date Received..:** 08/22/08
Prep Date.....: 08/28/08 **Analysis Date..:** 08/28/08
Prep Batch #...: 8242143
Dilution Factor: 62.5 **Initial Wgt/Vol:** 5 mL **Final Wgt/Vol..:** 5 mL
Method.....: SW846 8260B

PARAMETER	RESULT	REPORTING LIMIT	UNITS	MDL
Acetone	ND	310	ug/L	69
Bromobenzene	ND	62	ug/L	8.1
Bromochloromethane	ND	62	ug/L	18
Bromodichloromethane	ND	62	ug/L	9.4
2-Butanone	ND	310	ug/L	36
n-Butylbenzene	ND	62	ug/L	7.5
sec-Butylbenzene	ND	62	ug/L	8.1
tert-Butylbenzene	ND	62	ug/L	8.1
Carbon disulfide	ND	62	ug/L	8.1
Dibromochloromethane	ND	62	ug/L	11
1,2-Dibromo-3-chloro-propane	ND	120	ug/L	42
2-Chloroethyl vinyl ether	ND	310	ug/L	62
2-Chlorotoluene	ND	62	ug/L	6.9
4-Chlorotoluene	ND	62	ug/L	11
1,2-Dibromoethane	ND	62	ug/L	15
Dibromomethane	ND	62	ug/L	18
1,2-Dichlorobenzene	ND	62	ug/L	8.1
1,3-Dichlorobenzene	ND	62	ug/L	8.8
1,4-Dichlorobenzene	ND	62	ug/L	8.1
Dichlorodifluoromethane	ND	62	ug/L	19
cis-1,2-Dichloroethene	**1000**	**62**	**ug/L**	**11**
trans-1,2-Dichloroethene	ND	62	ug/L	12
1,3-Dichloropropane	ND	62	ug/L	10
2,2-Dichloropropane	ND	62	ug/L	8.1
1,1-Dichloropropene	ND	62	ug/L	8.1
Trichlorofluoromethane	ND	62	ug/L	13
Hexachlorobutadiene	ND	62	ug/L	19
2-Hexanone	ND	310	ug/L	26
Isopropylbenzene	ND	62	ug/L	8.1
p-Isopropyltoluene	ND	62	ug/L	7.5
tert-Butyl alcohol	ND	1200	ug/L	240
4-Methyl-2-pentanone	ND	310	ug/L	20
Naphthalene	ND	62	ug/L	15
n-Propylbenzene	ND	62	ug/L	8.8
Styrene	ND	62	ug/L	6.9
1,1,1,2-Tetrachloroethane	ND	62	ug/L	14
1,2,3-Trichlorobenzene	ND	62	ug/L	11

(Continued on next page)

Tetra Tech NUS, Inc

Client Sample ID: DMW-2S-082108

GC/MS Volatiles

Lot-Sample #...: A8H220130-006 **Work Order #...:** KVLHC1DV **Matrix.....:** WG

PARAMETER	RESULT	REPORTING LIMIT	UNITS	MDL
1,2,4-Trichloro-benzene	ND	62	ug/L	9.4
1,2,3-Trichloropropane	ND	62	ug/L	27
1,1,2-Trichloro-1,2,2-trifluoroethane	ND	62	ug/L	18
1,2,4-Trimethylbenzene	ND	62	ug/L	7.5
Vinyl acetate	ND	120	ug/L	12
o-Xylene	ND	62	ug/L	8.8
Xylenes (total)	ND	120	ug/L	18
Methyl tert-butyl ether	ND	310	ug/L	11
m-Xylene & p-Xylene	ND	120	ug/L	15
1,2,3-Trimethylbenzene	ND	310	ug/L	0.37
Diisopropyl Ether (DIPE)	ND	310	ug/L	94
Ethyl-t-Butyl Ether (ETBE)	ND	310	ug/L	6.9
Tert-amyl methyl ether (TAME)	ND	310	ug/L	4.2
Benzene	ND	62	ug/L	8.1
Bromoform	ND	62	ug/L	40
Bromomethane	ND	62	ug/L	26
Carbon tetrachloride	ND	62	ug/L	8.1
Chlorobenzene	ND	62	ug/L	9.4
Chloroethane	ND	62	ug/L	18
Chloroform	**11 J**	**62**	**ug/L**	**10**
Chloromethane	ND	62	ug/L	19
1,1-Dichloroethane	ND	62	ug/L	9.4
1,2-Dichloroethane	**18 J**	**62**	**ug/L**	**14**
1,1-Dichloroethene	ND	62	ug/L	12
1,2-Dichloropropane	ND	62	ug/L	11
cis-1,3-Dichloropropene	ND	62	ug/L	8.8
trans-1,3-Dichloropropene	ND	62	ug/L	12
Ethylbenzene	ND	62	ug/L	11
Methylene chloride	ND	62	ug/L	21
1,1,2,2-Tetrachloroethane	ND	62	ug/L	11
Tetrachloroethene	ND	62	ug/L	18
Toluene	ND	62	ug/L	8.1
1,1,1-Trichloroethane	ND	62	ug/L	14
Trichloroethene	**2200**	**62**	**ug/L**	**11**
Vinyl chloride	**530**	**62**	**ug/L**	**14**

SURROGATE	PERCENT RECOVERY	RECOVERY LIMITS
Dibromofluoromethane	96	(73 - 122)
1,2-Dichloroethane-d4	109	(61 - 128)
Toluene-d8	102	(76 - 110)
4-Bromofluorobenzene	86	(74 - 116)

NOTE(S):

J Estimated result. Result is less than RL.

Tetra Tech NUS, Inc

DMW-2S-082108

GC/MS Volatiles

Lot-Sample #: A8H220130-006 **Work Order #:** KVLHC1DV **Matrix:** WG

MASS SPECTROMETER/DATA SYSTEM (MSDS) TENTATIVELY IDENTIFIED COMPOUNDS

PARAMETER	CAS #	ESTIMATED RESULT	RETENTION TIME	UNITS
None				ug/L

Tetra Tech NUS, Inc

Client Sample ID: DMW-4D-082508

GC/MS Volatiles

Lot-Sample #...: A8H260119-004 **Work Order #...:** KVRCD1CL **Matrix.....:** WG
Date Sampled...: 08/25/08 12:13 **Date Received..:** 08/26/08
Prep Date.....: 09/04/08 **Analysis Date..:** 09/04/08
Prep Batch #...: 8249100
Dilution Factor: 142.86 **Initial Wgt/Vol:** 5 mL **Final Wgt/Vol..:** 5 mL
Method.....: SW846 8260B

PARAMETER	RESULT	REPORTING LIMIT	UNITS	MDL
Acetone	ND	710	ug/L	160
Bromobenzene	ND	140	ug/L	19
Bromochloromethane	ND	140	ug/L	41
Bromodichloromethane	ND	140	ug/L	21
2-Butanone	ND	710	ug/L	81
n-Butylbenzene	ND	140	ug/L	17
sec-Butylbenzene	ND	140	ug/L	19
tert-Butylbenzene	ND	140	ug/L	19
Carbon disulfide	ND	140	ug/L	19
Dibromochloromethane	ND	140	ug/L	26
1,2-Dibromo-3-chloro-propane	ND	290	ug/L	96
2-Chloroethyl vinyl ether	ND	710	ug/L	140
2-Chlorotoluene	ND	140	ug/L	16
4-Chlorotoluene	ND	140	ug/L	26
1,2-Dibromoethane	ND	140	ug/L	34
Dibromomethane	ND	140	ug/L	40
1,2-Dichlorobenzene	ND	140	ug/L	19
1,3-Dichlorobenzene	ND	140	ug/L	20
1,4-Dichlorobenzene	ND	140	ug/L	19
Trichlorofluoromethane	ND	140	ug/L	30
Hexachlorobutadiene	ND	140	ug/L	43
2-Hexanone	ND	710	ug/L	59
Isopropylbenzene	ND	140	ug/L	19
p-Isopropyltoluene	ND	140	ug/L	17
tert-Butyl alcohol	ND	2900	ug/L	560
4-Methyl-2-pentanone	ND	710	ug/L	46
Naphthalene	ND	140	ug/L	34
n-Propylbenzene	ND	140	ug/L	20
Styrene	ND	140	ug/L	16
1,1,1,2-Tetrachloroethane	ND	140	ug/L	33
1,2,3-Trichlorobenzene	ND	140	ug/L	24
1,2,4-Trichloro-benzene	ND	140	ug/L	21
1,2,3-Trichloropropane	ND	140	ug/L	61
1,1,2-Trichloro-1,2,2-trifluoroethane	ND	140	ug/L	40
1,2,4-Trimethylbenzene	ND	140	ug/L	17

(Continued on next page)

Tetra Tech NUS, Inc

Client Sample ID: DMW-4D-082508

GC/MS Volatiles

Lot-Sample #...: A8H260119-004 **Work Order #...:** KVRCD1CL **Matrix.....:** WG

PARAMETER	RESULT	REPORTING LIMIT	UNITS	MDL
Vinyl acetate	ND	290	ug/L	27
o-Xylene	ND	140	ug/L	20
Xylenes (total)	ND	290	ug/L	40
Methyl tert-butyl ether	ND	710	ug/L	24
m-Xylene & p-Xylene	ND	290	ug/L	34
1,2,3-Trimethylbenzene	**4.4 J,B**	**710**	**ug/L**	**0.84**
Diisopropyl Ether (DIPE)	ND	710	ug/L	210
Ethyl-t-Butyl Ether (ETBE)	ND	710	ug/L	16
Tert-amyl methyl ether (TAME)	ND	710	ug/L	9.6
Dichlorodifluoromethane	ND	140	ug/L	44
cis-1,2-Dichloroethene	**310**	**140**	**ug/L**	**24**
trans-1,2-Dichloroethene	ND	140	ug/L	27
1,3-Dichloropropane	ND	140	ug/L	23
2,2-Dichloropropane	ND	140	ug/L	19
1,1-Dichloropropene	ND	140	ug/L	19
Benzene	ND	140	ug/L	19
Bromoform	ND	140	ug/L	91
Bromomethane	ND	140	ug/L	59
Carbon tetrachloride	ND	140	ug/L	19
Chlorobenzene	ND	140	ug/L	21
Chloroethane	ND	140	ug/L	41
Chloroform	ND	140	ug/L	23
Chloromethane	ND	140	ug/L	43
1,1-Dichloroethane	ND	140	ug/L	21
1,2-Dichloroethane	ND	140	ug/L	31
1,1-Dichloroethene	ND	140	ug/L	27
1,2-Dichloropropane	ND	140	ug/L	26
cis-1,3-Dichloropropene	ND	140	ug/L	20
trans-1,3-Dichloropropene	ND	140	ug/L	27
Ethylbenzene	ND	140	ug/L	24
Methylene chloride	ND	140	ug/L	47
1,1,2,2-Tetrachloroethane	ND	140	ug/L	26
Tetrachloroethene	ND	140	ug/L	41
Toluene	ND	140	ug/L	19
1,1,1-Trichloroethane	ND	140	ug/L	31
Trichloroethene	**4400**	**140**	**ug/L**	**24**
Vinyl chloride	ND	140	ug/L	31

SURROGATE	PERCENT RECOVERY	RECOVERY LIMITS
Dibromofluoromethane	100	(73 - 122)
1,2-Dichloroethane-d4	106	(61 - 128)
Toluene-d8	99	(76 - 110)
4-Bromofluorobenzene	96	(74 - 116)

(Continued on next page)

Tetra Tech NUS, Inc

Client Sample ID: DMW-4D-082508

GC/MS Volatiles

Lot-Sample #...: A8H260119-004 **Work Order #...:** KVRCD1CL **Matrix.....:** WG

NOTE(S):

J Estimated result. Result is less than RL.

B Method blank contamination. The associated method blank contains the target analyte at a reportable level.

Tetra Tech NUS, Inc

DMW-4D-082508

GC/MS Volatiles

Lot-Sample #: A8H260119-004 **Work Order #:** KVRCD1CL **Matrix:** WG

MASS SPECTROMETER/DATA SYSTEM (MSDS) TENTATIVELY IDENTIFIED COMPOUNDS

PARAMETER	CAS #	ESTIMATED RESULT	RETENTION TIME	UNITS
None				ug/L

Tetra Tech NUS, Inc

Client Sample ID: DMW-4I-082508

GC/MS Volatiles

Lot-Sample #...: A8H260119-002 **Work Order #...:** KVRA61CL **Matrix.....:** WG
Date Sampled...: 08/25/08 10:57 **Date Received..:** 08/26/08
Prep Date.....: 09/04/08 **Analysis Date..:** 09/04/08
Prep Batch #...: 8249100
Dilution Factor: 250 **Initial Wgt/Vol:** 5 mL **Final Wgt/Vol..:** 5 mL
Method.....: SW846 8260B

PARAMETER	RESULT	REPORTING LIMIT	UNITS	MDL
Acetone	ND	1200	ug/L	280
Bromobenzene	ND	250	ug/L	32
Bromochloromethane	ND	250	ug/L	72
Bromodichloromethane	ND	250	ug/L	38
2-Butanone	ND	1200	ug/L	140
n-Butylbenzene	ND	250	ug/L	30
sec-Butylbenzene	ND	250	ug/L	32
tert-Butylbenzene	ND	250	ug/L	32
Carbon disulfide	ND	250	ug/L	32
Dibromochloromethane	ND	250	ug/L	45
1,2-Dibromo-3-chloro-propane	ND	500	ug/L	170
2-Chloroethyl vinyl ether	ND	1200	ug/L	250
2-Chlorotoluene	ND	250	ug/L	28
4-Chlorotoluene	ND	250	ug/L	45
1,2-Dibromoethane	ND	250	ug/L	60
Dibromomethane	ND	250	ug/L	70
1,2-Dichlorobenzene	ND	250	ug/L	32
1,3-Dichlorobenzene	ND	250	ug/L	35
1,4-Dichlorobenzene	ND	250	ug/L	32
Trichlorofluoromethane	ND	250	ug/L	52
Hexachlorobutadiene	ND	250	ug/L	75
2-Hexanone	ND	1200	ug/L	100
Isopropylbenzene	ND	250	ug/L	32
p-Isopropyltoluene	ND	250	ug/L	30
tert-Butyl alcohol	ND	5000	ug/L	980
4-Methyl-2-pentanone	ND	1200	ug/L	80
Naphthalene	ND	250	ug/L	60
n-Propylbenzene	ND	250	ug/L	35
Styrene	ND	250	ug/L	28
1,1,1,2-Tetrachloroethane	ND	250	ug/L	58
1,2,3-Trichlorobenzene	ND	250	ug/L	42
1,2,4-Trichloro-benzene	ND	250	ug/L	38
1,2,3-Trichloropropane	ND	250	ug/L	110
1,1,2-Trichloro-1,2,2-trifluoroethane	ND	250	ug/L	70
1,2,4-Trimethylbenzene	ND	250	ug/L	30

(Continued on next page)

Tetra Tech NUS, Inc

Client Sample ID: DMW-4I-082508

GC/MS Volatiles

Lot-Sample #...: A8H260119-002 **Work Order #...:** KVRA61CL **Matrix.....:** WG

PARAMETER	RESULT	REPORTING LIMIT	UNITS	MDL
Vinyl acetate	ND	500	ug/L	48
o-Xylene	ND	250	ug/L	35
Xylenes (total)	ND	500	ug/L	70
Methyl tert-butyl ether	ND	1200	ug/L	42
m-Xylene & p-Xylene	ND	500	ug/L	60
1,2,3-Trimethylbenzene	**9.3 J,B**	**1200**	**ug/L**	**1.5**
Diisopropyl Ether (DIPE)	ND	1200	ug/L	380
Ethyl-t-Butyl Ether (ETBE)	ND	1200	ug/L	28
Tert-amyl methyl ether (TAME)	ND	1200	ug/L	17
Dichlorodifluoromethane	ND	250	ug/L	78
cis-1,2-Dichloroethene	**1300**	**250**	**ug/L**	**42**
trans-1,2-Dichloroethene	ND	250	ug/L	48
1,3-Dichloropropane	ND	250	ug/L	40
2,2-Dichloropropane	ND	250	ug/L	32
1,1-Dichloropropene	ND	250	ug/L	32
Benzene	ND	250	ug/L	32
Bromoform	ND	250	ug/L	160
Bromomethane	ND	250	ug/L	100
Carbon tetrachloride	ND	250	ug/L	32
Chlorobenzene	ND	250	ug/L	38
Chloroethane	ND	250	ug/L	72
Chloroform	ND	250	ug/L	40
Chloromethane	ND	250	ug/L	75
1,1-Dichloroethane	ND	250	ug/L	38
1,2-Dichloroethane	ND	250	ug/L	55
1,1-Dichloroethene	**76 J**	**250**	**ug/L**	**48**
1,2-Dichloropropane	ND	250	ug/L	45
cis-1,3-Dichloropropene	ND	250	ug/L	35
trans-1,3-Dichloropropene	ND	250	ug/L	48
Ethylbenzene	ND	250	ug/L	42
Methylene chloride	ND	250	ug/L	82
1,1,2,2-Tetrachloroethane	ND	250	ug/L	45
Tetrachloroethene	ND	250	ug/L	72
Toluene	ND	250	ug/L	32
1,1,1-Trichloroethane	**78 J**	**250**	**ug/L**	**55**
Trichloroethene	**7300**	**250**	**ug/L**	**42**
Vinyl chloride	**74 J**	**250**	**ug/L**	**55**

SURROGATE	PERCENT RECOVERY	RECOVERY LIMITS
Dibromofluoromethane	98	(73 - 122)
1,2-Dichloroethane-d4	103	(61 - 128)
Toluene-d8	100	(76 - 110)
4-Bromofluorobenzene	95	(74 - 116)

(Continued on next page)

Tetra Tech NUS, Inc

Client Sample ID: DMW-4I-082508

GC/MS Volatiles

Lot-Sample #...: A8H260119-002 Work Order #...: KVRA61CL Matrix.....: WG

NOTE(S):

J Estimated result. Result is less than RL.

B Method blank contamination. The associated method blank contains the target analyte at a reportable level.

Tetra Tech NUS, Inc

DMW-4I-082508

GC/MS Volatiles

Lot-Sample #: A8H260119-002 **Work Order #:** KVRA61CL **Matrix:** WG

MASS SPECTROMETER/DATA SYSTEM (MSDS) TENTATIVELY IDENTIFIED COMPOUNDS

PARAMETER	CAS #	ESTIMATED RESULT	RETENTION TIME	UNITS
None				ug/L

Tetra Tech NUS, Inc

Client Sample ID: DMW-4S-082508

GC/MS Volatiles

Lot-Sample #...: A8H260119-006 **Work Order #...:** KVRCJ1CL **Matrix.....:** WG
Date Sampled...: 08/25/08 14:45 **Date Received..:** 08/26/08
Prep Date.....: 09/04/08 **Analysis Date..:** 09/04/08
Prep Batch #...: 8249100
Dilution Factor: 50 **Initial Wgt/Vol:** 5 mL **Final Wgt/Vol..:** 5 mL
Method.....: SW846 8260B

PARAMETER	RESULT	REPORTING LIMIT	UNITS	MDL
Bromodichloromethane	ND	50	ug/L	7.5
Acetone	ND	250	ug/L	55
Bromobenzene	ND	50	ug/L	6.5
Bromochloromethane	ND	50	ug/L	14
2-Butanone	ND	250	ug/L	28
n-Butylbenzene	ND	50	ug/L	6.0
sec-Butylbenzene	ND	50	ug/L	6.5
tert-Butylbenzene	ND	50	ug/L	6.5
Carbon disulfide	ND	50	ug/L	6.5
Dibromochloromethane	ND	50	ug/L	9.0
1,2-Dibromo-3-chloro-propane	ND	100	ug/L	34
2-Chloroethyl vinyl ether	ND	250	ug/L	50
2-Chlorotoluene	ND	50	ug/L	5.5
4-Chlorotoluene	ND	50	ug/L	9.0
1,2-Dibromoethane	ND	50	ug/L	12
Dibromomethane	ND	50	ug/L	14
1,2-Dichlorobenzene	ND	50	ug/L	6.5
1,3-Dichlorobenzene	ND	50	ug/L	7.0
1,4-Dichlorobenzene	ND	50	ug/L	6.5
Trichlorofluoromethane	ND	50	ug/L	10
Hexachlorobutadiene	ND	50	ug/L	15
2-Hexanone	ND	250	ug/L	20
Isopropylbenzene	ND	50	ug/L	6.5
p-Isopropyltoluene	ND	50	ug/L	6.0
tert-Butyl alcohol	ND	1000	ug/L	200
4-Methyl-2-pentanone	ND	250	ug/L	16
Naphthalene	ND	50	ug/L	12
n-Propylbenzene	ND	50	ug/L	7.0
Styrene	ND	50	ug/L	5.5
1,1,1,2-Tetrachloroethane	ND	50	ug/L	12
1,2,3-Trichlorobenzene	ND	50	ug/L	8.5
1,2,4-Trichloro-benzene	ND	50	ug/L	7.5
1,2,3-Trichloropropane	ND	50	ug/L	22
1,1,2-Trichloro-1,2,2-trifluoroethane	ND	50	ug/L	14
1,2,4-Trimethylbenzene	ND	50	ug/L	6.0

(Continued on next page)

Tetra Tech NUS, Inc

Client Sample ID: DMW-4S-082508

GC/MS Volatiles

Lot-Sample #...: A8H260119-006 **Work Order #...:** KVRCJ1CL **Matrix.....:** WG

PARAMETER	RESULT	REPORTING LIMIT	UNITS	MDL
Vinyl acetate	ND	100	ug/L	9.5
o-Xylene	ND	50	ug/L	7.0
Xylenes (total)	ND	100	ug/L	14
Methyl tert-butyl ether	ND	250	ug/L	8.5
m-Xylene & p-Xylene	ND	100	ug/L	12
1,2,3-Trimethylbenzene	ND	250	ug/L	0.30
Diisopropyl Ether (DIPE)	ND	250	ug/L	75
Ethyl-t-Butyl Ether (ETBE)	ND	250	ug/L	5.5
Tert-amyl methyl ether (TAME)	ND	250	ug/L	3.4
Dichlorodifluoromethane	ND	50	ug/L	16
cis-1,2-Dichloroethene	**170**	**50**	**ug/L**	**8.5**
trans-1,2-Dichloroethene	ND	50	ug/L	9.5
1,3-Dichloropropane	ND	50	ug/L	8.0
2,2-Dichloropropane	ND	50	ug/L	6.5
1,1-Dichloropropene	ND	50	ug/L	6.5
Benzene	ND	50	ug/L	6.5
Bromoform	ND	50	ug/L	32
Bromomethane	ND	50	ug/L	20
Carbon tetrachloride	ND	50	ug/L	6.5
Chlorobenzene	ND	50	ug/L	7.5
Chloroethane	ND	50	ug/L	14
Chloroform	ND	50	ug/L	8.0
Chloromethane	ND	50	ug/L	15
1,1-Dichloroethane	ND	50	ug/L	7.5
1,2-Dichloroethane	**16 J**	**50**	**ug/L**	**11**
1,1-Dichloroethene	**27 J**	**50**	**ug/L**	**9.5**
1,2-Dichloropropane	ND	50	ug/L	9.0
cis-1,3-Dichloropropene	ND	50	ug/L	7.0
trans-1,3-Dichloropropene	ND	50	ug/L	9.5
Ethylbenzene	ND	50	ug/L	8.5
Methylene chloride	ND	50	ug/L	16
1,1,2,2-Tetrachloroethane	ND	50	ug/L	9.0
Tetrachloroethene	ND	50	ug/L	14
Toluene	ND	50	ug/L	6.5
1,1,1-Trichloroethane	ND	50	ug/L	11
Trichloroethene	**1300**	**50**	**ug/L**	**8.5**
Vinyl chloride	**48 J**	**50**	**ug/L**	**11**

SURROGATE	PERCENT RECOVERY	RECOVERY LIMITS
Dibromofluoromethane	99	(73 - 122)
1,2-Dichloroethane-d4	105	(61 - 128)
Toluene-d8	99	(76 - 110)
4-Bromofluorobenzene	95	(74 - 116)

NOTE(S):

J Estimated result. Result is less than RL.

Tetra Tech NUS, Inc

DMW-4S-082508

GC/MS Volatiles

Lot-Sample #: A8H260119-006 **Work Order #:** KVRCJ1CL **Matrix:** WG

MASS SPECTROMETER/DATA SYSTEM (MSDS) TENTATIVELY IDENTIFIED COMPOUNDS

PARAMETER	CAS #	ESTIMATED RESULT	RETENTION TIME	UNITS
None				ug/L

Tetra Tech NUS, Inc

Client Sample ID: DMW-5D-082108

GC/MS Volatiles

Lot-Sample #...: A8H220130-004 **Work Order #...:** KVLGG1DV **Matrix.....:** WG
Date Sampled...: 08/21/08 13:05 **Date Received..:** 08/22/08
Prep Date.....: 08/28/08 **Analysis Date..:** 08/28/08
Prep Batch #...: 8242143
Dilution Factor: 1 **Initial Wgt/Vol:** 5 mL **Final Wgt/Vol..:** 5 mL
Method.....: SW846 8260B

PARAMETER	RESULT	REPORTING LIMIT	UNITS	MDL
Acetone	**2.1 J,B**	**5.0**	**ug/L**	**1.1**
Bromobenzene	ND	1.0	ug/L	0.13
Bromochloromethane	ND	1.0	ug/L	0.29
Bromodichloromethane	ND	1.0	ug/L	0.15
2-Butanone	ND	5.0	ug/L	0.57
n-Butylbenzene	ND	1.0	ug/L	0.12
sec-Butylbenzene	ND	1.0	ug/L	0.13
tert-Butylbenzene	ND	1.0	ug/L	0.13
Carbon disulfide	ND	1.0	ug/L	0.13
Dibromochloromethane	ND	1.0	ug/L	0.18
1,2-Dibromo-3-chloro-propane	ND	2.0	ug/L	0.67
2-Chloroethyl vinyl ether	ND	5.0	ug/L	0.99
2-Chlorotoluene	ND	1.0	ug/L	0.11
4-Chlorotoluene	ND	1.0	ug/L	0.18
1,2-Dibromoethane	ND	1.0	ug/L	0.24
Dibromomethane	ND	1.0	ug/L	0.28
1,2-Dichlorobenzene	ND	1.0	ug/L	0.13
1,3-Dichlorobenzene	ND	1.0	ug/L	0.14
1,4-Dichlorobenzene	ND	1.0	ug/L	0.13
Dichlorodifluoromethane	ND	1.0	ug/L	0.31
cis-1,2-Dichloroethene	ND	1.0	ug/L	0.17
trans-1,2-Dichloroethene	ND	1.0	ug/L	0.19
1,3-Dichloropropane	ND	1.0	ug/L	0.16
2,2-Dichloropropane	ND	1.0	ug/L	0.13
1,1-Dichloropropene	ND	1.0	ug/L	0.13
Trichlorofluoromethane	ND	1.0	ug/L	0.21
Hexachlorobutadiene	ND	1.0	ug/L	0.30
2-Hexanone	ND	5.0	ug/L	0.41
Isopropylbenzene	ND	1.0	ug/L	0.13
p-Isopropyltoluene	ND	1.0	ug/L	0.12
tert-Butyl alcohol	ND	20	ug/L	3.9
4-Methyl-2-pentanone	ND	5.0	ug/L	0.32
Naphthalene	ND	1.0	ug/L	0.24
n-Propylbenzene	ND	1.0	ug/L	0.14
Styrene	ND	1.0	ug/L	0.11
1,1,1,2-Tetrachloroethane	ND	1.0	ug/L	0.23
1,2,3-Trichlorobenzene	ND	1.0	ug/L	0.17

(Continued on next page)

Tetra Tech NUS, Inc

Client Sample ID: DMW-5D-082108

GC/MS Volatiles

Lot-Sample #...: A8H220130-004 **Work Order #...:** KVLGG1DV **Matrix.....:** WG

PARAMETER	RESULT	REPORTING LIMIT	UNITS	MDL
1,2,4-Trichloro-benzene	ND	1.0	ug/L	0.15
1,2,3-Trichloropropane	ND	1.0	ug/L	0.43
1,1,2-Trichloro-1,2,2-trifluoroethane	ND	1.0	ug/L	0.28
1,2,4-Trimethylbenzene	ND	1.0	ug/L	0.12
Vinyl acetate	ND	2.0	ug/L	0.19
o-Xylene	ND	1.0	ug/L	0.14
Xylenes (total)	ND	2.0	ug/L	0.28
Methyl tert-butyl ether	ND	5.0	ug/L	0.17
m-Xylene & p-Xylene	ND	2.0	ug/L	0.24
1,2,3-Trimethylbenzene	ND	5.0	ug/L	0.0059
Diisopropyl Ether (DIPE)	ND	5.0	ug/L	1.5
Ethyl-t-Butyl Ether (ETBE)	ND	5.0	ug/L	0.11
Tert-amyl methyl ether (TAME)	ND	5.0	ug/L	0.067
Benzene	ND	1.0	ug/L	0.13
Bromoform	ND	1.0	ug/L	0.64
Bromomethane	ND	1.0	ug/L	0.41
Carbon tetrachloride	ND	1.0	ug/L	0.13
Chlorobenzene	ND	1.0	ug/L	0.15
Chloroethane	ND	1.0	ug/L	0.29
Chloroform	ND	1.0	ug/L	0.16
Chloromethane	ND	1.0	ug/L	0.30
1,1-Dichloroethane	ND	1.0	ug/L	0.15
1,2-Dichloroethane	ND	1.0	ug/L	0.22
1,1-Dichloroethene	ND	1.0	ug/L	0.19
1,2-Dichloropropane	ND	1.0	ug/L	0.18
cis-1,3-Dichloropropene	ND	1.0	ug/L	0.14
trans-1,3-Dichloropropene	ND	1.0	ug/L	0.19
Ethylbenzene	ND	1.0	ug/L	0.17
Methylene chloride	ND	1.0	ug/L	0.33
1,1,2,2-Tetrachloroethane	ND	1.0	ug/L	0.18
Tetrachloroethene	ND	1.0	ug/L	0.29
Toluene	ND	1.0	ug/L	0.13
1,1,1-Trichloroethane	ND	1.0	ug/L	0.22
Trichloroethene	**1.1**	**1.0**	**ug/L**	**0.17**
Vinyl chloride	ND	1.0	ug/L	0.22

SURROGATE	PERCENT RECOVERY	RECOVERY LIMITS
Dibromofluoromethane	98	(73 - 122)
1,2-Dichloroethane-d4	111	(61 - 128)
Toluene-d8	103	(76 - 110)
4-Bromofluorobenzene	89	(74 - 116)

(Continued on next page)

Tetra Tech NUS, Inc

Client Sample ID: DMW-5D-082108

GC/MS Volatiles

Lot-Sample #...: A8H220130-004 Work Order #...: KVLGG1DV Matrix.....: WG

NOTE(S):

J Estimated result. Result is less than RL.

B Method blank contamination. The associated method blank contains the target analyte at a reportable level.

Tetra Tech NUS, Inc

DMW-5D-082108

GC/MS Volatiles

Lot-Sample #: A8H220130-004 **Work Order #:** KVLGG1DV **Matrix:** WG

MASS SPECTROMETER/DATA SYSTEM (MSDS) TENTATIVELY IDENTIFIED COMPOUNDS

PARAMETER	CAS #	ESTIMATED RESULT	RETENTION TIME	UNITS
None				ug/L

Tetra Tech NUS, Inc

Client Sample ID: DMW-5I-082608

GC/MS Volatiles

Lot-Sample #...: A8H270116-002 **Work Order #...:** KVVGX1CL **Matrix.....:** WG
Date Sampled...: 08/26/08 10:37 **Date Received..:** 08/27/08
Prep Date.....: 09/04/08 **Analysis Date..:** 09/04/08
Prep Batch #...: 8249100
Dilution Factor: 4 **Initial Wgt/Vol:** 5 mL **Final Wgt/Vol..:** 5 mL
Method.....: SW846 8260B

PARAMETER	RESULT	REPORTING LIMIT	UNITS	MDL
Styrene	ND	4.0	ug/L	0.44
1,1,1,2-Tetrachloroethane	ND	4.0	ug/L	0.92
1,2,3-Trichlorobenzene	ND	4.0	ug/L	0.68
1,2,4-Trichloro-benzene	ND	4.0	ug/L	0.60
1,2,3-Trichloropropane	ND	4.0	ug/L	1.7
1,1,2-Trichloro-1,2,2-trifluoroethane	ND	4.0	ug/L	1.1
1,2,4-Trimethylbenzene	ND	4.0	ug/L	0.48
Vinyl acetate	ND	8.0	ug/L	0.76
o-Xylene	ND	4.0	ug/L	0.56
Xylenes (total)	ND	8.0	ug/L	1.1
Methyl tert-butyl ether	ND	20	ug/L	0.68
m-Xylene & p-Xylene	ND	8.0	ug/L	0.96
1,2,3-Trimethylbenzene	**0.092 J,B**	**.20**	**ug/L**	**0.024**
Diisopropyl Ether (DIPE)	ND	20	ug/L	6.0
Ethyl-t-Butyl Ether (ETBE)	ND	20	ug/L	0.44
Tert-amyl methyl ether (TAME)	ND	20	ug/L	0.27
Acetone	**4.5 J**	**20**	**ug/L**	**4.4**
Bromobenzene	ND	4.0	ug/L	0.52
Bromochloromethane	ND	4.0	ug/L	1.2
Bromodichloromethane	ND	4.0	ug/L	0.60
2-Butanone	ND	20	ug/L	2.3
n-Butylbenzene	ND	4.0	ug/L	0.48
sec-Butylbenzene	ND	4.0	ug/L	0.52
tert-Butylbenzene	ND	4.0	ug/L	0.52
Carbon disulfide	ND	4.0	ug/L	0.52
Dibromochloromethane	ND	4.0	ug/L	0.72
1,2-Dibromo-3-chloro-propane	ND	8.0	ug/L	2.7
2-Chloroethyl vinyl ether	ND	20	ug/L	4.0
2-Chlorotoluene	ND	4.0	ug/L	0.44
4-Chlorotoluene	ND	4.0	ug/L	0.72
1,2-Dibromoethane	ND	4.0	ug/L	0.96
Dibromomethane	ND	4.0	ug/L	1.1
1,2-Dichlorobenzene	ND	4.0	ug/L	0.52
1,3-Dichlorobenzene	ND	4.0	ug/L	0.56
1,4-Dichlorobenzene	ND	4.0	ug/L	0.52

(Continued on next page)

Tetra Tech NUS, Inc

Client Sample ID: DMW-5I-082608

GC/MS Volatiles

Lot-Sample #...: A8H270116-002 **Work Order #...:** KVVGX1CL **Matrix.....:** WG

PARAMETER	RESULT	REPORTING LIMIT	UNITS	MDL
Dichlorodifluoromethane	ND	4.0	ug/L	1.2
cis-1,2-Dichloroethene	**53**	**4.0**	**ug/L**	**0.68**
trans-1,2-Dichloroethene	**2.5 J**	**4.0**	**ug/L**	**0.76**
1,3-Dichloropropane	ND	4.0	ug/L	0.64
2,2-Dichloropropane	ND	4.0	ug/L	0.52
1,1-Dichloropropene	ND	4.0	ug/L	0.52
Trichlorofluoromethane	ND	4.0	ug/L	0.84
Hexachlorobutadiene	ND	4.0	ug/L	1.2
2-Hexanone	ND	20	ug/L	1.6
Isopropylbenzene	ND	4.0	ug/L	0.52
p-Isopropyltoluene	ND	4.0	ug/L	0.48
tert-Butyl alcohol	ND	80	ug/L	16
4-Methyl-2-pentanone	ND	20	ug/L	1.3
Naphthalene	ND	4.0	ug/L	0.96
n-Propylbenzene	ND	4.0	ug/L	0.56
Benzene	ND	4.0	ug/L	0.52
Bromoform	ND	4.0	ug/L	2.6
Bromomethane	ND	4.0	ug/L	1.6
Carbon tetrachloride	ND	4.0	ug/L	0.52
Chlorobenzene	ND	4.0	ug/L	0.60
Chloroethane	ND	4.0	ug/L	1.2
Chloroform	ND	4.0	ug/L	0.64
Chloromethane	ND	4.0	ug/L	1.2
1,1-Dichloroethane	ND	4.0	ug/L	0.60
1,2-Dichloroethane	**0.93 J**	**4.0**	**ug/L**	**0.88**
1,1-Dichloroethene	ND	4.0	ug/L	0.76
1,2-Dichloropropane	ND	4.0	ug/L	0.72
cis-1,3-Dichloropropene	ND	4.0	ug/L	0.56
trans-1,3-Dichloropropene	ND	4.0	ug/L	0.76
Ethylbenzene	ND	4.0	ug/L	0.68
Methylene chloride	ND	4.0	ug/L	1.3
1,1,2,2-Tetrachloroethane	ND	4.0	ug/L	0.72
Tetrachloroethene	ND	4.0	ug/L	1.2
Toluene	ND	4.0	ug/L	0.52
1,1,1-Trichloroethane	ND	4.0	ug/L	0.88
Trichloroethene	**120**	**4.0**	**ug/L**	**0.68**
Vinyl chloride	**3.6 J**	**4.0**	**ug/L**	**0.88**

SURROGATE	PERCENT RECOVERY	RECOVERY LIMITS
Dibromofluoromethane	100	(73 - 122)
1,2-Dichloroethane-d4	108	(61 - 128)
Toluene-d8	99	(76 - 110)
4-Bromofluorobenzene	95	(74 - 116)

(Continued on next page)

Tetra Tech NUS, Inc

Client Sample ID: DMW-5I-082608

GC/MS Volatiles

Lot-Sample #...: A8H270116-002 **Work Order #...:** KVVGX1CL **Matrix.....:** WG

NOTE(S):

J Estimated result. Result is less than RL.

B Method blank contamination. The associated method blank contains the target analyte at a reportable level.

Tetra Tech NUS, Inc

DMW-5I-082608

GC/MS Volatiles

Lot-Sample #: A8H270116-002 **Work Order #:** KVVGX1CL **Matrix:** WG

MASS SPECTROMETER/DATA SYSTEM (MSDS) TENTATIVELY IDENTIFIED COMPOUNDS

PARAMETER	CAS #	ESTIMATED RESULT	RETENTION TIME	UNITS
None				ug/L

Tetra Tech NUS, Inc

Client Sample ID: DMW-5S-082608

GC/MS Volatiles

Lot-Sample #...: A8H270116-003 **Work Order #...:** KVVG41CL **Matrix.....:** WG
Date Sampled...: 08/26/08 12:23 **Date Received..:** 08/27/08
Prep Date.....: 09/04/08 **Analysis Date..:** 09/04/08
Prep Batch #...: 8249100
Dilution Factor: 250 **Initial Wgt/Vol:** 5 mL **Final Wgt/Vol..:** 5 mL
Method.....: SW846 8260B

PARAMETER	RESULT	REPORTING LIMIT	UNITS	MDL
Styrene	ND	250	ug/L	28
1,1,1,2-Tetrachloroethane	ND	250	ug/L	58
1,2,3-Trichlorobenzene	ND	250	ug/L	42
1,2,4-Trichloro-benzene	ND	250	ug/L	38
1,2,3-Trichloropropane	ND	250	ug/L	110
1,1,2-Trichloro-1,2,2-trifluoroethane	ND	250	ug/L	70
1,2,4-Trimethylbenzene	ND	250	ug/L	30
Vinyl acetate	ND	500	ug/L	48
o-Xylene	ND	250	ug/L	35
Xylenes (total)	ND	500	ug/L	70
Methyl tert-butyl ether	ND	1200	ug/L	42
m-Xylene & p-Xylene	ND	500	ug/L	60
1,2,3-Trimethylbenzene	**8.7 J,B**	**1200**	**ug/L**	**1.5**
Diisopropyl Ether (DIPE)	ND	1200	ug/L	380
Ethyl-t-Butyl Ether (ETBE)	ND	1200	ug/L	28
Tert-amyl methyl ether (TAME)	ND	1200	ug/L	17
Acetone	ND	1200	ug/L	280
Bromobenzene	ND	250	ug/L	32
Bromochloromethane	ND	250	ug/L	72
Bromodichloromethane	ND	250	ug/L	38
2-Butanone	ND	1200	ug/L	140
n-Butylbenzene	ND	250	ug/L	30
sec-Butylbenzene	ND	250	ug/L	32
tert-Butylbenzene	ND	250	ug/L	32
Carbon disulfide	ND	250	ug/L	32
Dibromochloromethane	ND	250	ug/L	45
1,2-Dibromo-3-chloro-propane	ND	500	ug/L	170
2-Chloroethyl vinyl ether	ND	1200	ug/L	250
2-Chlorotoluene	ND	250	ug/L	28
4-Chlorotoluene	ND	250	ug/L	45
1,2-Dibromoethane	ND	250	ug/L	60
Dibromomethane	ND	250	ug/L	70
1,2-Dichlorobenzene	ND	250	ug/L	32
1,3-Dichlorobenzene	ND	250	ug/L	35
1,4-Dichlorobenzene	ND	250	ug/L	32

(Continued on next page)

Tetra Tech NUS, Inc

Client Sample ID: DMW-5S-082608

GC/MS Volatiles

Lot-Sample #...: A8H270116-003 **Work Order #...:** KVVG41CL **Matrix.....:** WG

PARAMETER	RESULT	REPORTING LIMIT	UNITS	MDL
Dichlorodifluoromethane	ND	250	ug/L	78
cis-1,2-Dichloroethene	**960**	**250**	**ug/L**	**42**
trans-1,2-Dichloroethene	ND	250	ug/L	48
1,3-Dichloropropane	ND	250	ug/L	40
2,2-Dichloropropane	ND	250	ug/L	32
1,1-Dichloropropene	ND	250	ug/L	32
Trichlorofluoromethane	ND	250	ug/L	52
Hexachlorobutadiene	ND	250	ug/L	75
2-Hexanone	ND	1200	ug/L	100
Isopropylbenzene	ND	250	ug/L	32
p-Isopropyltoluene	ND	250	ug/L	30
tert-Butyl alcohol	ND	5000	ug/L	980
4-Methyl-2-pentanone	ND	1200	ug/L	80
Naphthalene	ND	250	ug/L	60
n-Propylbenzene	ND	250	ug/L	35
Benzene	ND	250	ug/L	32
Bromoform	ND	250	ug/L	160
Bromomethane	ND	250	ug/L	100
Carbon tetrachloride	ND	250	ug/L	32
Chlorobenzene	ND	250	ug/L	38
Chloroethane	ND	250	ug/L	72
Chloroform	ND	250	ug/L	40
Chloromethane	ND	250	ug/L	75
1,1-Dichloroethane	ND	250	ug/L	38
1,2-Dichloroethane	ND	250	ug/L	55
1,1-Dichloroethene	ND	250	ug/L	48
1,2-Dichloropropane	ND	250	ug/L	45
cis-1,3-Dichloropropene	ND	250	ug/L	35
trans-1,3-Dichloropropene	ND	250	ug/L	48
Ethylbenzene	ND	250	ug/L	42
Methylene chloride	ND	250	ug/L	82
1,1,2,2-Tetrachloroethane	ND	250	ug/L	45
Tetrachloroethene	ND	250	ug/L	72
Toluene	ND	250	ug/L	32
1,1,1-Trichloroethane	ND	250	ug/L	55
Trichloroethene	**7200**	**250**	**ug/L**	**42**
Vinyl chloride	ND	250	ug/L	55

SURROGATE	PERCENT RECOVERY	RECOVERY LIMITS
Dibromofluoromethane	97	(73 - 122)
1,2-Dichloroethane-d4	109	(61 - 128)
Toluene-d8	99	(76 - 110)
4-Bromofluorobenzene	94	(74 - 116)

(Continued on next page)

Tetra Tech NUS, Inc

Client Sample ID: DMW-5S-082608

GC/MS Volatiles

Lot-Sample #...: A8H270116-003 Work Order #...: KVVG41CL Matrix.....: WG

NOTE(S):

J Estimated result. Result is less than RL.

B Method blank contamination. The associated method blank contains the target analyte at a reportable level.

Tetra Tech NUS, Inc

DMW-5S-082608

GC/MS Volatiles

Lot-Sample #: A8H270116-003 **Work Order #:** KVVG41CL **Matrix:** WG

MASS SPECTROMETER/DATA SYSTEM (MSDS) TENTATIVELY IDENTIFIED COMPOUNDS

PARAMETER	CAS #	ESTIMATED RESULT	RETENTION TIME	UNITS
None				ug/L

Tetra Tech NUS, Inc

Client Sample ID: DMW-6S-082108

GC/MS Volatiles

Lot-Sample #...: A8H220130-002 **Work Order #...:** KVLF01DV **Matrix.....:** WG
Date Sampled...: 08/21/08 11:30 **Date Received..:** 08/22/08
Prep Date.....: 08/28/08 **Analysis Date..:** 08/28/08
Prep Batch #...: 8242143
Dilution Factor: 5 **Initial Wgt/Vol:** 5 mL **Final Wgt/Vol..:** 5 mL
Method.....: SW846 8260B

PARAMETER	RESULT	REPORTING LIMIT	UNITS	MDL
Acetone	**29 B**	**25**	**ug/L**	**5.5**
Bromobenzene	ND	5.0	ug/L	0.65
Bromochloromethane	ND	5.0	ug/L	1.4
Bromodichloromethane	ND	5.0	ug/L	0.75
2-Butanone	ND	25	ug/L	2.8
n-Butylbenzene	ND	5.0	ug/L	0.60
sec-Butylbenzene	ND	5.0	ug/L	0.65
tert-Butylbenzene	ND	5.0	ug/L	0.65
Carbon disulfide	ND	5.0	ug/L	0.65
Dibromochloromethane	ND	5.0	ug/L	0.90
1,2-Dibromo-3-chloro-propane	ND	10	ug/L	3.4
2-Chloroethyl vinyl ether	ND	25	ug/L	5.0
2-Chlorotoluene	ND	5.0	ug/L	0.55
4-Chlorotoluene	ND	5.0	ug/L	0.90
1,2-Dibromoethane	ND	5.0	ug/L	1.2
Dibromomethane	ND	5.0	ug/L	1.4
1,2-Dichlorobenzene	ND	5.0	ug/L	0.65
1,3-Dichlorobenzene	ND	5.0	ug/L	0.70
1,4-Dichlorobenzene	ND	5.0	ug/L	0.65
Dichlorodifluoromethane	ND	5.0	ug/L	1.6
cis-1,2-Dichloroethene	**3.6 J**	**5.0**	**ug/L**	**0.85**
trans-1,2-Dichloroethene	ND	5.0	ug/L	0.95
1,3-Dichloropropane	ND	5.0	ug/L	0.80
2,2-Dichloropropane	ND	5.0	ug/L	0.65
1,1-Dichloropropene	ND	5.0	ug/L	0.65
Trichlorofluoromethane	ND	5.0	ug/L	1.0
Hexachlorobutadiene	ND	5.0	ug/L	1.5
2-Hexanone	ND	25	ug/L	2.0
Isopropylbenzene	ND	5.0	ug/L	0.65
p-Isopropyltoluene	ND	5.0	ug/L	0.60
tert-Butyl alcohol	ND	100	ug/L	20
4-Methyl-2-pentanone	ND	25	ug/L	1.6
Naphthalene	ND	5.0	ug/L	1.2
n-Propylbenzene	ND	5.0	ug/L	0.70
Styrene	ND	5.0	ug/L	0.55
1,1,1,2-Tetrachloroethane	ND	5.0	ug/L	1.2
1,2,3-Trichlorobenzene	ND	5.0	ug/L	0.85

(Continued on next page)

Tetra Tech NUS, Inc

Client Sample ID: DMW-6S-082108

GC/MS Volatiles

Lot-Sample #...: A8H220130-002 **Work Order #...:** KVLF01DV **Matrix.....:** WG

PARAMETER	RESULT	REPORTING LIMIT	UNITS	MDL
1,2,4-Trichloro-benzene	ND	5.0	ug/L	0.75
1,2,3-Trichloropropane	ND	5.0	ug/L	2.2
1,1,2-Trichloro-1,2,2-trifluoroethane	ND	5.0	ug/L	1.4
1,2,4-Trimethylbenzene	ND	5.0	ug/L	0.60
Vinyl acetate	ND	10	ug/L	0.95
o-Xylene	ND	5.0	ug/L	0.70
Xylenes (total)	ND	10	ug/L	1.4
Methyl tert-butyl ether	ND	25	ug/L	0.85
m-Xylene & p-Xylene	ND	10	ug/L	1.2
1,2,3-Trimethylbenzene	ND	25	ug/L	0.030
Diisopropyl Ether (DIPE)	ND	25	ug/L	7.5
Ethyl-t-Butyl Ether (ETBE)	ND	25	ug/L	0.55
Tert-amyl methyl ether (TAME)	ND	25	ug/L	0.34
Benzene	ND	5.0	ug/L	0.65
Bromoform	ND	5.0	ug/L	3.2
Bromomethane	ND	5.0	ug/L	2.0
Carbon tetrachloride	ND	5.0	ug/L	0.65
Chlorobenzene	ND	5.0	ug/L	0.75
Chloroethane	ND	5.0	ug/L	1.4
Chloroform	ND	5.0	ug/L	0.80
Chloromethane	ND	5.0	ug/L	1.5
1,1-Dichloroethane	ND	5.0	ug/L	0.75
1,2-Dichloroethane	ND	5.0	ug/L	1.1
1,1-Dichloroethene	ND	5.0	ug/L	0.95
1,2-Dichloropropane	ND	5.0	ug/L	0.90
cis-1,3-Dichloropropene	ND	5.0	ug/L	0.70
trans-1,3-Dichloropropene	ND	5.0	ug/L	0.95
Ethylbenzene	ND	5.0	ug/L	0.85
Methylene chloride	ND	5.0	ug/L	1.6
1,1,2,2-Tetrachloroethane	ND	5.0	ug/L	0.90
Tetrachloroethene	ND	5.0	ug/L	1.4
Toluene	ND	5.0	ug/L	0.65
1,1,1-Trichloroethane	ND	5.0	ug/L	1.1
Trichloroethene	ND	5.0	ug/L	0.85
Vinyl chloride	ND	5.0	ug/L	1.1

SURROGATE	PERCENT RECOVERY	RECOVERY LIMITS
Dibromofluoromethane	97	(73 - 122)
1,2-Dichloroethane-d4	113	(61 - 128)
Toluene-d8	101	(76 - 110)
4-Bromofluorobenzene	89	(74 - 116)

(Continued on next page)

Tetra Tech NUS, Inc

Client Sample ID: DMW-6S-082108

GC/MS Volatiles

Lot-Sample #...: A8H220130-002 Work Order #...: KVLF01DV Matrix.....: WG

NOTE(S):

B Method blank contamination. The associated method blank contains the target analyte at a reportable level.

J Estimated result. Result is less than RL.

Elevated reporting limits due to matrix interference.

Tetra Tech NUS, Inc

DMW-6S-082108

GC/MS Volatiles

Lot-Sample #: A8H220130-002 **Work Order #:** KVLF01DV **Matrix:** WG

MASS SPECTROMETER/DATA SYSTEM (MSDS) TENTATIVELY IDENTIFIED COMPOUNDS

PARAMETER	CAS #	ESTIMATED RESULT	RETENTION TIME	UNITS
None				ug/L

Tetra Tech NUS, Inc

Client Sample ID: DMW-9D-082208

GC/MS Volatiles

Lot-Sample #...: A8H230142-003 **Work Order #...:** KVNXT1D0 **Matrix.....:** WG
Date Sampled...: 08/22/08 12:35 **Date Received..:** 08/23/08
Prep Date.....: 09/02/08 **Analysis Date..:** 09/02/08
Prep Batch #...: 8247184
Dilution Factor: 125 **Initial Wgt/Vol:** 5 mL **Final Wgt/Vol..:** 5 mL
Method.....: SW846 8260B

PARAMETER	RESULT	REPORTING LIMIT	UNITS	MDL
sec-Butylbenzene	ND	120	ug/L	16
tert-Butylbenzene	ND	120	ug/L	16
Carbon disulfide	ND	120	ug/L	16
Dibromochloromethane	ND	120	ug/L	22
1,2-Dibromo-3-chloro-propane	ND	250	ug/L	84
2-Chloroethyl vinyl ether	ND	620	ug/L	120
2-Chlorotoluene	ND	120	ug/L	14
4-Chlorotoluene	ND	120	ug/L	22
1,2-Dibromoethane	ND	120	ug/L	30
Dibromomethane	ND	120	ug/L	35
1,2-Dichlorobenzene	ND	120	ug/L	16
1,3-Dichlorobenzene	ND	120	ug/L	18
1,4-Dichlorobenzene	ND	120	ug/L	16
Dichlorodifluoromethane	ND	120	ug/L	39
cis-1,2-Dichloroethene	**470**	**120**	**ug/L**	**21**
trans-1,2-Dichloroethene	ND	120	ug/L	24
1,3-Dichloropropane	ND	120	ug/L	20
2,2-Dichloropropane	ND	120	ug/L	16
1,1-Dichloropropene	ND	120	ug/L	16
Trichlorofluoromethane	ND	120	ug/L	26
Hexachlorobutadiene	ND	120	ug/L	38
2-Hexanone	ND	620	ug/L	51
Isopropylbenzene	ND	120	ug/L	16
p-Isopropyltoluene	ND	120	ug/L	15
tert-Butyl alcohol	ND	2500	ug/L	490
4-Methyl-2-pentanone	ND	620	ug/L	40
Naphthalene	ND	120	ug/L	30
n-Propylbenzene	ND	120	ug/L	18
Styrene	ND	120	ug/L	14
1,1,1,2-Tetrachloroethane	ND	120	ug/L	29
1,2,3-Trichlorobenzene	ND	120	ug/L	21
1,2,4-Trichloro-benzene	ND	120	ug/L	19
1,2,3-Trichloropropane	ND	120	ug/L	54
1,1,2-Trichloro-1,2,2-trifluoroethane	ND	120	ug/L	35
1,2,4-Trimethylbenzene	ND	120	ug/L	15

(Continued on next page)

Tetra Tech NUS, Inc

Client Sample ID: DMW-9D-082208

GC/MS Volatiles

Lot-Sample #...: A8H230142-003 **Work Order #...:** KVNXT1D0 **Matrix.....:** WG

PARAMETER	RESULT	REPORTING LIMIT	UNITS	MDL
Vinyl acetate	ND	250	ug/L	24
o-Xylene	ND	120	ug/L	18
Xylenes (total)	ND	250	ug/L	35
Methyl tert-butyl ether	ND	620	ug/L	21
m-Xylene & p-Xylene	ND	250	ug/L	30
1,2,3-Trimethylbenzene	**3.9 J,B**	**620**	**ug/L**	**0.74**
Diisopropyl Ether (DIPE)	ND	620	ug/L	190
Ethyl-t-Butyl Ether (ETBE)	ND	620	ug/L	14
Tert-amyl methyl ether (TAME)	ND	620	ug/L	8.4
Acetone	ND	620	ug/L	140
Bromobenzene	ND	120	ug/L	16
Bromochloromethane	ND	120	ug/L	36
Bromodichloromethane	ND	120	ug/L	19
2-Butanone	ND	620	ug/L	71
n-Butylbenzene	ND	120	ug/L	15
Benzene	ND	120	ug/L	16
Bromoform	ND	120	ug/L	80
Bromomethane	ND	120	ug/L	51
Carbon tetrachloride	ND	120	ug/L	16
Chlorobenzene	ND	120	ug/L	19
Chloroethane	ND	120	ug/L	36
Chloroform	**290**	**120**	**ug/L**	**20**
Chloromethane	ND	120	ug/L	38
1,1-Dichloroethane	ND	120	ug/L	19
1,2-Dichloroethane	ND	120	ug/L	28
1,1-Dichloroethene	ND	120	ug/L	24
1,2-Dichloropropane	ND	120	ug/L	22
cis-1,3-Dichloropropene	ND	120	ug/L	18
trans-1,3-Dichloropropene	ND	120	ug/L	24
Ethylbenzene	ND	120	ug/L	21
Methylene chloride	**55 J**	**120**	**ug/L**	**41**
1,1,2,2-Tetrachloroethane	ND	120	ug/L	22
Tetrachloroethene	ND	120	ug/L	36
Toluene	ND	120	ug/L	16
1,1,1-Trichloroethane	ND	120	ug/L	28
Trichloroethene	**3800**	**120**	**ug/L**	**21**
Vinyl chloride	**45 J**	**120**	**ug/L**	**28**

SURROGATE	PERCENT RECOVERY	RECOVERY LIMITS
Dibromofluoromethane	99	(73 - 122)
1,2-Dichloroethane-d4	101	(61 - 128)
Toluene-d8	97	(76 - 110)
4-Bromofluorobenzene	96	(74 - 116)

(Continued on next page)

Tetra Tech NUS, Inc

Client Sample ID: DMW-9D-082208

GC/MS Volatiles

Lot-Sample #...: A8H230142-003 Work Order #...: KVNXT1D0 Matrix.....: WG

NOTE(S):

J Estimated result. Result is less than RL.

B Method blank contamination. The associated method blank contains the target analyte at a reportable level.

Tetra Tech NUS, Inc

DMW-9D-082208

GC/MS Volatiles

Lot-Sample #: A8H230142-003 **Work Order #:** KVNXT1D0 **Matrix:** WG

MASS SPECTROMETER/DATA SYSTEM (MSDS) TENTATIVELY IDENTIFIED COMPOUNDS

PARAMETER	CAS #	ESTIMATED RESULT	RETENTION TIME	UNITS
None				ug/L

Tetra Tech NUS, Inc

Client Sample ID: DMW-9I-082208

GC/MS Volatiles

Lot-Sample #...: A8H230142-002 **Work Order #...:** KVNXF1DV **Matrix.....:** WG
Date Sampled...: 08/22/08 11:15 **Date Received..:** 08/23/08
Prep Date.....: 09/02/08 **Analysis Date..:** 09/02/08
Prep Batch #...: 8247184
Dilution Factor: 83.33 **Initial Wgt/Vol:** 5 mL **Final Wgt/Vol..:** 5 mL
Method.....: SW846 8260B

PARAMETER	RESULT	REPORTING LIMIT	UNITS	MDL
Acetone	ND	420	ug/L	92
Bromobenzene	ND	83	ug/L	11
Bromochloromethane	ND	83	ug/L	24
Bromodichloromethane	ND	83	ug/L	12
2-Butanone	ND	420	ug/L	47
n-Butylbenzene	ND	83	ug/L	10
sec-Butylbenzene	ND	83	ug/L	11
tert-Butylbenzene	ND	83	ug/L	11
Carbon disulfide	ND	83	ug/L	11
Dibromochloromethane	ND	83	ug/L	15
1,2-Dibromo-3-chloro-propane	ND	170	ug/L	56
2-Chloroethyl vinyl ether	ND	420	ug/L	82
2-Chlorotoluene	ND	83	ug/L	9.2
4-Chlorotoluene	ND	83	ug/L	15
1,2-Dibromoethane	ND	83	ug/L	20
Dibromomethane	ND	83	ug/L	23
1,2-Dichlorobenzene	ND	83	ug/L	11
1,3-Dichlorobenzene	ND	83	ug/L	12
1,4-Dichlorobenzene	ND	83	ug/L	11
Dichlorodifluoromethane	ND	83	ug/L	26
cis-1,2-Dichloroethene	**2900**	**83**	**ug/L**	**14**
trans-1,2-Dichloroethene	ND	83	ug/L	16
1,3-Dichloropropane	ND	83	ug/L	13
2,2-Dichloropropane	ND	83	ug/L	11
1,1-Dichloropropene	ND	83	ug/L	11
Trichlorofluoromethane	ND	83	ug/L	17
Hexachlorobutadiene	ND	83	ug/L	25
2-Hexanone	ND	420	ug/L	34
Isopropylbenzene	ND	83	ug/L	11
p-Isopropyltoluene	ND	83	ug/L	10
tert-Butyl alcohol	ND	1700	ug/L	320
4-Methyl-2-pentanone	ND	420	ug/L	27
Naphthalene	ND	83	ug/L	20
n-Propylbenzene	ND	83	ug/L	12
Styrene	ND	83	ug/L	9.2
1,1,1,2-Tetrachloroethane	ND	83	ug/L	19
1,2,3-Trichlorobenzene	ND	83	ug/L	14

(Continued on next page)

Tetra Tech NUS, Inc

Client Sample ID: DMW-9I-082208

GC/MS Volatiles

Lot-Sample #...: A8H230142-002 **Work Order #...:** KVNXF1DV **Matrix.....:** WG

PARAMETER	RESULT	REPORTING LIMIT	UNITS	MDL
1,2,4-Trichloro-benzene	ND	83	ug/L	12
1,2,3-Trichloropropane	ND	83	ug/L	36
1,1,2-Trichloro-1,2,2-trifluoroethane	ND	83	ug/L	23
1,2,4-Trimethylbenzene	ND	83	ug/L	10
Vinyl acetate	ND	170	ug/L	16
o-Xylene	ND	83	ug/L	12
Xylenes (total)	ND	170	ug/L	23
Methyl tert-butyl ether	ND	420	ug/L	14
m-Xylene & p-Xylene	ND	170	ug/L	20
1,2,3-Trimethylbenzene	**2.6 J,B**	**420**	**ug/L**	**0.49**
Diisopropyl Ether (DIPE)	ND	420	ug/L	120
Ethyl-t-Butyl Ether (ETBE)	ND	420	ug/L	9.2
Tert-amyl methyl ether (TAME)	ND	420	ug/L	5.6
Benzene	ND	83	ug/L	11
Bromoform	ND	83	ug/L	53
Bromomethane	ND	83	ug/L	34
Carbon tetrachloride	**20 J**	**83**	**ug/L**	**11**
Chlorobenzene	ND	83	ug/L	12
Chloroethane	ND	83	ug/L	24
Chloroform	ND	83	ug/L	13
Chloromethane	ND	83	ug/L	25
1,1-Dichloroethane	ND	83	ug/L	12
1,2-Dichloroethane	ND	83	ug/L	18
1,1-Dichloroethene	**22 J**	**83**	**ug/L**	**16**
1,2-Dichloropropane	ND	83	ug/L	15
cis-1,3-Dichloropropene	ND	83	ug/L	12
trans-1,3-Dichloropropene	ND	83	ug/L	16
Ethylbenzene	ND	83	ug/L	14
Methylene chloride	**29 J**	**83**	**ug/L**	**27**
1,1,2,2-Tetrachloroethane	ND	83	ug/L	15
Tetrachloroethene	ND	83	ug/L	24
Toluene	ND	83	ug/L	11
1,1,1-Trichloroethane	ND	83	ug/L	18
Trichloroethene	**700**	**83**	**ug/L**	**14**
Vinyl chloride	**2000**	**83**	**ug/L**	**18**

SURROGATE	PERCENT RECOVERY	RECOVERY LIMITS
Dibromofluoromethane	97	(73 - 122)
1,2-Dichloroethane-d4	104	(61 - 128)
Toluene-d8	97	(76 - 110)
4-Bromofluorobenzene	97	(74 - 116)

(Continued on next page)

Tetra Tech NUS, Inc

Client Sample ID: DMW-9I-082208

GC/MS Volatiles

Lot-Sample #...: A8H230142-002 Work Order #...: KVNXF1DV Matrix.....: WG

NOTE(S):

J Estimated result. Result is less than RL.

B Method blank contamination. The associated method blank contains the target analyte at a reportable level.

Tetra Tech NUS, Inc

DMW-9I-082208

GC/MS Volatiles

Lot-Sample #: A8H230142-002 **Work Order #:** KVNXF1DV **Matrix:** WG

MASS SPECTROMETER/DATA SYSTEM (MSDS) TENTATIVELY IDENTIFIED COMPOUNDS

PARAMETER	CAS #	ESTIMATED RESULT	RETENTION TIME	UNITS
None				ug/L

Tetra Tech NUS, Inc

Client Sample ID: DMW-9S-082208

GC/MS Volatiles

Lot-Sample #...: A8H230142-004 **Work Order #...:** KVNXV1D0 **Matrix.....:** WG
Date Sampled...: 08/22/08 15:25 **Date Received..:** 08/23/08
Prep Date.....: 09/02/08 **Analysis Date..:** 09/02/08
Prep Batch #...: 8247184
Dilution Factor: 1250 **Initial Wgt/Vol:** 5 mL **Final Wgt/Vol..:** 5 mL
Method.....: SW846 8260B

PARAMETER	RESULT	REPORTING LIMIT	UNITS	MDL
Acetone	ND	6200	ug/L	1400
Bromobenzene	ND	1200	ug/L	160
Bromochloromethane	ND	1200	ug/L	360
Bromodichloromethane	ND	1200	ug/L	190
2-Butanone	ND	6200	ug/L	710
n-Butylbenzene	ND	1200	ug/L	150
sec-Butylbenzene	ND	1200	ug/L	160
tert-Butylbenzene	ND	1200	ug/L	160
Carbon disulfide	ND	1200	ug/L	160
Dibromochloromethane	ND	1200	ug/L	220
1,2-Dibromo-3-chloro-propane	ND	2500	ug/L	840
2-Chloroethyl vinyl ether	ND	6200	ug/L	1200
2-Chlorotoluene	ND	1200	ug/L	140
4-Chlorotoluene	ND	1200	ug/L	220
1,2-Dibromoethane	ND	1200	ug/L	300
Dibromomethane	ND	1200	ug/L	350
1,2-Dichlorobenzene	ND	1200	ug/L	160
1,3-Dichlorobenzene	ND	1200	ug/L	180
1,4-Dichlorobenzene	ND	1200	ug/L	160
Dichlorodifluoromethane	ND	1200	ug/L	390
cis-1,2-Dichloroethene	**6600**	**1200**	**ug/L**	**210**
trans-1,2-Dichloroethene	ND	1200	ug/L	240
1,3-Dichloropropane	ND	1200	ug/L	200
2,2-Dichloropropane	ND	1200	ug/L	160
1,1-Dichloropropene	ND	1200	ug/L	160
Trichlorofluoromethane	ND	1200	ug/L	260
Hexachlorobutadiene	ND	1200	ug/L	380
2-Hexanone	ND	6200	ug/L	510
Isopropylbenzene	ND	1200	ug/L	160
p-Isopropyltoluene	ND	1200	ug/L	150
tert-Butyl alcohol	ND	25000	ug/L	4900
4-Methyl-2-pentanone	ND	6200	ug/L	400
Naphthalene	ND	1200	ug/L	300
n-Propylbenzene	ND	1200	ug/L	180
Styrene	ND	1200	ug/L	140
1,1,1,2-Tetrachloroethane	ND	1200	ug/L	290
1,2,3-Trichlorobenzene	ND	1200	ug/L	210

(Continued on next page)

Tetra Tech NUS, Inc

Client Sample ID: DMW-9S-082208

GC/MS Volatiles

Lot-Sample #...: A8H230142-004 **Work Order #...:** KVNXV1D0 **Matrix.....:** WG

PARAMETER	RESULT	REPORTING LIMIT	UNITS	MDL
1,2,4-Trichloro-benzene	ND	1200	ug/L	190
1,2,3-Trichloropropane	ND	1200	ug/L	540
1,1,2-Trichloro-1,2,2-trifluoroethane	ND	1200	ug/L	350
1,2,4-Trimethylbenzene	**240 J**	**1200**	**ug/L**	**150**
Vinyl acetate	ND	2500	ug/L	240
o-Xylene	**830 J**	**1200**	**ug/L**	**180**
Xylenes (total)	**16000**	**2500**	**ug/L**	**350**
Methyl tert-butyl ether	ND	6200	ug/L	210
m-Xylene & p-Xylene	**15000**	**2500**	**ug/L**	**300**
1,2,3-Trimethylbenzene	ND	6200	ug/L	7.4
Diisopropyl Ether (DIPE)	ND	6200	ug/L	1900
Ethyl-t-Butyl Ether (ETBE)	ND	6200	ug/L	140
Tert-amyl methyl ether (TAME)	ND	6200	ug/L	84
Benzene	**570 J**	**1200**	**ug/L**	**160**
Bromoform	ND	1200	ug/L	800
Bromomethane	ND	1200	ug/L	510
Carbon tetrachloride	ND	1200	ug/L	160
Chlorobenzene	ND	1200	ug/L	190
Chloroethane	ND	1200	ug/L	360
Chloroform	ND	1200	ug/L	200
Chloromethane	ND	1200	ug/L	380
1,1-Dichloroethane	ND	1200	ug/L	190
1,2-Dichloroethane	ND	1200	ug/L	280
1,1-Dichloroethene	ND	1200	ug/L	240
1,2-Dichloropropane	ND	1200	ug/L	220
cis-1,3-Dichloropropene	ND	1200	ug/L	180
trans-1,3-Dichloropropene	ND	1200	ug/L	240
Ethylbenzene	**2100**	**1200**	**ug/L**	**210**
Methylene chloride	ND	1200	ug/L	410
1,1,2,2-Tetrachloroethane	ND	1200	ug/L	220
Tetrachloroethene	ND	1200	ug/L	360
Toluene	**4400**	**1200**	**ug/L**	**160**
1,1,1-Trichloroethane	ND	1200	ug/L	280
Trichloroethene	ND	1200	ug/L	210
Vinyl chloride	**35000**	**1200**	**ug/L**	**280**

SURROGATE	PERCENT RECOVERY	RECOVERY LIMITS
Dibromofluoromethane	97	(73 - 122)
1,2-Dichloroethane-d4	102	(61 - 128)
Toluene-d8	98	(76 - 110)
4-Bromofluorobenzene	97	(74 - 116)

NOTE(S):

J Estimated result. Result is less than RL.

Tetra Tech NUS, Inc

DMW-9S-082208

GC/MS Volatiles

Lot-Sample #: A8H230142-004 **Work Order #:** KVNXV1D0 **Matrix:** WG

MASS SPECTROMETER/DATA SYSTEM (MSDS) TENTATIVELY IDENTIFIED COMPOUNDS

PARAMETER	CAS #	ESTIMATED RESULT	RETENTION TIME	UNITS
None				ug/L

Tetra Tech NUS, Inc

Client Sample ID: MW-6-082608

GC/MS Volatiles

Lot-Sample #...: A8H270116-004 **Work Order #...:** KVVG61CL **Matrix.....:** WG
Date Sampled...: 08/26/08 15:10 **Date Received..:** 08/27/08
Prep Date.....: 09/04/08 **Analysis Date..:** 09/04/08
Prep Batch #...: 8248184
Dilution Factor: 1 **Initial Wgt/Vol:** 5 mL **Final Wgt/Vol..:** 5 mL
Method.....: SW846 8260B

PARAMETER	RESULT	REPORTING LIMIT	UNITS	MDL
Acetone	ND	5.0	ug/L	1.1
Bromobenzene	ND	1.0	ug/L	0.13
Bromochloromethane	ND	1.0	ug/L	0.29
Bromodichloromethane	ND	1.0	ug/L	0.15
2-Butanone	ND	5.0	ug/L	0.57
n-Butylbenzene	ND	1.0	ug/L	0.12
sec-Butylbenzene	ND	1.0	ug/L	0.13
tert-Butylbenzene	ND	1.0	ug/L	0.13
Carbon disulfide	ND	1.0	ug/L	0.13
Dibromochloromethane	ND	1.0	ug/L	0.18
1,2-Dibromo-3-chloro-propane	ND	2.0	ug/L	0.67
2-Chloroethyl vinyl ether	ND	5.0	ug/L	0.99
2-Chlorotoluene	ND	1.0	ug/L	0.11
4-Chlorotoluene	ND	1.0	ug/L	0.18
1,2-Dibromoethane	ND	1.0	ug/L	0.24
Dibromomethane	ND	1.0	ug/L	0.28
1,2-Dichlorobenzene	ND	1.0	ug/L	0.13
1,3-Dichlorobenzene	ND	1.0	ug/L	0.14
1,4-Dichlorobenzene	ND	1.0	ug/L	0.13
Dichlorodifluoromethane	ND	1.0	ug/L	0.31
cis-1,2-Dichloroethene	**0.34 J**	**1.0**	**ug/L**	**0.17**
trans-1,2-Dichloroethene	ND	1.0	ug/L	0.19
1,3-Dichloropropane	ND	1.0	ug/L	0.16
2,2-Dichloropropane	ND	1.0	ug/L	0.13
1,1-Dichloropropene	ND	1.0	ug/L	0.13
Trichlorofluoromethane	ND	1.0	ug/L	0.21
Hexachlorobutadiene	ND	1.0	ug/L	0.30
2-Hexanone	ND	5.0	ug/L	0.41
Isopropylbenzene	ND	1.0	ug/L	0.13
p-Isopropyltoluene	ND	1.0	ug/L	0.12
tert-Butyl alcohol	ND	20	ug/L	3.9
4-Methyl-2-pentanone	ND	5.0	ug/L	0.32
Naphthalene	ND	1.0	ug/L	0.24
n-Propylbenzene	ND	1.0	ug/L	0.14
Styrene	ND	1.0	ug/L	0.11
1,1,1,2-Tetrachloroethane	ND	1.0	ug/L	0.23
1,2,3-Trichlorobenzene	ND	1.0	ug/L	0.17

(Continued on next page)

Tetra Tech NUS, Inc

Client Sample ID: MW-6-082608

GC/MS Volatiles

Lot-Sample #...: A8H270116-004 **Work Order #...:** KVVG61CL **Matrix.....:** WG

PARAMETER	RESULT	REPORTING LIMIT	UNITS	MDL
1,2,4-Trichloro-benzene	ND	1.0	ug/L	0.15
1,2,3-Trichloropropane	ND	1.0	ug/L	0.43
1,1,2-Trichloro-1,2,2-trifluoroethane	ND	1.0	ug/L	0.28
1,2,4-Trimethylbenzene	ND	1.0	ug/L	0.12
Vinyl acetate	ND	2.0	ug/L	0.19
o-Xylene	ND	1.0	ug/L	0.14
Xylenes (total)	ND	2.0	ug/L	0.28
Methyl tert-butyl ether	ND	5.0	ug/L	0.17
m-Xylene & p-Xylene	ND	2.0	ug/L	0.24
1,2,3-Trimethylbenzene	ND	5.0	ug/L	0.0059
Diisopropyl Ether (DIPE)	ND	5.0	ug/L	1.5
Ethyl-t-Butyl Ether (ETBE)	ND	5.0	ug/L	0.11
Tert-amyl methyl ether (TAME)	ND	5.0	ug/L	0.067
Benzene	ND	1.0	ug/L	0.13
Bromoform	ND	1.0	ug/L	0.64
Bromomethane	ND	1.0	ug/L	0.41
Carbon tetrachloride	ND	1.0	ug/L	0.13
Chlorobenzene	ND	1.0	ug/L	0.15
Chloroethane	ND	1.0	ug/L	0.29
Chloroform	ND	1.0	ug/L	0.16
Chloromethane	ND	1.0	ug/L	0.30
1,1-Dichloroethane	ND	1.0	ug/L	0.15
1,2-Dichloroethane	ND	1.0	ug/L	0.22
1,1-Dichloroethene	ND	1.0	ug/L	0.19
1,2-Dichloropropane	ND	1.0	ug/L	0.18
cis-1,3-Dichloropropene	ND	1.0	ug/L	0.14
trans-1,3-Dichloropropene	ND	1.0	ug/L	0.19
Ethylbenzene	ND	1.0	ug/L	0.17
Methylene chloride	ND	1.0	ug/L	0.33
1,1,2,2-Tetrachloroethane	ND	1.0	ug/L	0.18
Tetrachloroethene	ND	1.0	ug/L	0.29
Toluene	ND	1.0	ug/L	0.13
1,1,1-Trichloroethane	ND	1.0	ug/L	0.22
Trichloroethene	ND	1.0	ug/L	0.17
Vinyl chloride	ND	1.0	ug/L	0.22

SURROGATE	PERCENT RECOVERY	RECOVERY LIMITS
Dibromofluoromethane	100	(73 - 122)
1,2-Dichloroethane-d4	106	(61 - 128)
Toluene-d8	99	(76 - 110)
4-Bromofluorobenzene	96	(74 - 116)

NOTE(S):

J Estimated result. Result is less than RL.

Tetra Tech NUS, Inc

MW-6-082608

GC/MS Volatiles

Lot-Sample #: A8H270116-004 **Work Order #:** KVVG61CL **Matrix:** WG

MASS SPECTROMETER/DATA SYSTEM (MSDS) TENTATIVELY IDENTIFIED COMPOUNDS

PARAMETER	CAS #	ESTIMATED RESULT	RETENTION TIME	UNITS
None				ug/L

Tetra Tech NUS, Inc

Client Sample ID: TB-082108

GC/MS Volatiles

Lot-Sample #...: A8H220130-001 **Work Order #...:** KVLFP1AA **Matrix.....:** WQ
Date Sampled...: 08/21/08 07:30 **Date Received..:** 08/22/08
Prep Date.....: 08/28/08 **Analysis Date..:** 08/28/08
Prep Batch #...: 8242143
Dilution Factor: 1 **Initial Wgt/Vol:** 5 mL **Final Wgt/Vol..:** 5 mL
Method.....: SW846 8260B

PARAMETER	RESULT	REPORTING LIMIT	UNITS	MDL
Acetone	**7.9 B**	**5.0**	**ug/L**	**1.1**
Bromobenzene	ND	1.0	ug/L	0.13
Bromochloromethane	ND	1.0	ug/L	0.29
Bromodichloromethane	ND	1.0	ug/L	0.15
2-Butanone	ND	5.0	ug/L	0.57
n-Butylbenzene	ND	1.0	ug/L	0.12
sec-Butylbenzene	ND	1.0	ug/L	0.13
tert-Butylbenzene	ND	1.0	ug/L	0.13
Carbon disulfide	ND	1.0	ug/L	0.13
Dibromochloromethane	ND	1.0	ug/L	0.18
1,2-Dibromo-3-chloro-propane	ND	2.0	ug/L	0.67
2-Chloroethyl vinyl ether	ND	5.0	ug/L	0.99
2-Chlorotoluene	ND	1.0	ug/L	0.11
4-Chlorotoluene	ND	1.0	ug/L	0.18
1,2-Dibromoethane	ND	1.0	ug/L	0.24
Dibromomethane	ND	1.0	ug/L	0.28
1,2-Dichlorobenzene	ND	1.0	ug/L	0.13
1,3-Dichlorobenzene	ND	1.0	ug/L	0.14
1,4-Dichlorobenzene	ND	1.0	ug/L	0.13
Dichlorodifluoromethane	ND	1.0	ug/L	0.31
cis-1,2-Dichloroethene	ND	1.0	ug/L	0.17
trans-1,2-Dichloroethene	ND	1.0	ug/L	0.19
1,3-Dichloropropane	ND	1.0	ug/L	0.16
2,2-Dichloropropane	ND	1.0	ug/L	0.13
1,1-Dichloropropene	ND	1.0	ug/L	0.13
Trichlorofluoromethane	ND	1.0	ug/L	0.21
Hexachlorobutadiene	ND	1.0	ug/L	0.30
2-Hexanone	ND	5.0	ug/L	0.41
Isopropylbenzene	ND	1.0	ug/L	0.13
p-Isopropyltoluene	ND	1.0	ug/L	0.12
tert-Butyl alcohol	ND	20	ug/L	3.9
4-Methyl-2-pentanone	ND	5.0	ug/L	0.32
Naphthalene	ND	1.0	ug/L	0.24
n-Propylbenzene	ND	1.0	ug/L	0.14
Styrene	ND	1.0	ug/L	0.11
1,1,1,2-Tetrachloroethane	ND	1.0	ug/L	0.23
1,2,3-Trichlorobenzene	ND	1.0	ug/L	0.17

(Continued on next page)

Tetra Tech NUS, Inc

Client Sample ID: TB-082108

GC/MS Volatiles

Lot-Sample #...: A8H220130-001 **Work Order #...:** KVLFP1AA **Matrix.....:** WQ

PARAMETER	RESULT	REPORTING LIMIT	UNITS	MDL
1,2,4-Trichloro-benzene	ND	1.0	ug/L	0.15
1,2,3-Trichloropropane	ND	1.0	ug/L	0.43
1,1,2-Trichloro-1,2,2-trifluoroethane	ND	1.0	ug/L	0.28
1,2,4-Trimethylbenzene	ND	1.0	ug/L	0.12
Vinyl acetate	ND	2.0	ug/L	0.19
o-Xylene	ND	1.0	ug/L	0.14
Xylenes (total)	ND	2.0	ug/L	0.28
Methyl tert-butyl ether	ND	5.0	ug/L	0.17
m-Xylene & p-Xylene	ND	2.0	ug/L	0.24
1,2,3-Trimethylbenzene	ND	5.0	ug/L	0.0059
Diisopropyl Ether (DIPE)	ND	5.0	ug/L	1.5
Ethyl-t-Butyl Ether (ETBE)	ND	5.0	ug/L	0.11
Tert-amyl methyl ether (TAME)	ND	5.0	ug/L	0.067
Benzene	ND	1.0	ug/L	0.13
Bromoform	ND	1.0	ug/L	0.64
Bromomethane	ND	1.0	ug/L	0.41
Carbon tetrachloride	ND	1.0	ug/L	0.13
Chlorobenzene	ND	1.0	ug/L	0.15
Chloroethane	ND	1.0	ug/L	0.29
Chloroform	ND	1.0	ug/L	0.16
Chloromethane	ND	1.0	ug/L	0.30
1,1-Dichloroethane	ND	1.0	ug/L	0.15
1,2-Dichloroethane	ND	1.0	ug/L	0.22
1,1-Dichloroethene	ND	1.0	ug/L	0.19
1,2-Dichloropropane	ND	1.0	ug/L	0.18
cis-1,3-Dichloropropene	ND	1.0	ug/L	0.14
trans-1,3-Dichloropropene	ND	1.0	ug/L	0.19
Ethylbenzene	ND	1.0	ug/L	0.17
Methylene chloride	ND	1.0	ug/L	0.33
1,1,2,2-Tetrachloroethane	ND	1.0	ug/L	0.18
Tetrachloroethene	ND	1.0	ug/L	0.29
Toluene	ND	1.0	ug/L	0.13
1,1,1-Trichloroethane	ND	1.0	ug/L	0.22
Trichloroethene	ND	1.0	ug/L	0.17
Vinyl chloride	ND	1.0	ug/L	0.22

SURROGATE	PERCENT RECOVERY	RECOVERY LIMITS
Dibromofluoromethane	99	(73 - 122)
1,2-Dichloroethane-d4	110	(61 - 128)
Toluene-d8	101	(76 - 110)
4-Bromofluorobenzene	90	(74 - 116)

NOTE(S):

B Method blank contamination. The associated method blank contains the target analyte at a reportable level.

Tetra Tech NUS, Inc

TB-082108

GC/MS Volatiles

Lot-Sample #: A8H220130-001 **Work Order #:** KVLFP1AA **Matrix:** WQ

MASS SPECTROMETER/DATA SYSTEM (MSDS) TENTATIVELY IDENTIFIED COMPOUNDS

PARAMETER	CAS #	ESTIMATED RESULT	RETENTION TIME	UNITS
None				ug/L

Tetra Tech NUS, Inc

Client Sample ID: TB-082208

GC/MS Volatiles

Lot-Sample #...: A8H230142-001 **Work Order #...:** KVNW11AA **Matrix.....:** WQ
Date Sampled...: 08/22/08 07:30 **Date Received..:** 08/23/08
Prep Date.....: 09/02/08 **Analysis Date..:** 09/02/08
Prep Batch #...: 8247184
Dilution Factor: 1 **Initial Wgt/Vol:** 5 mL **Final Wgt/Vol..:** 5 mL
Method.....: SW846 8260B

PARAMETER	RESULT	REPORTING LIMIT	UNITS	MDL
Acetone	ND	5.0	ug/L	1.1
Bromobenzene	ND	1.0	ug/L	0.13
Bromochloromethane	ND	1.0	ug/L	0.29
Bromodichloromethane	ND	1.0	ug/L	0.15
2-Butanone	ND	5.0	ug/L	0.57
n-Butylbenzene	ND	1.0	ug/L	0.12
sec-Butylbenzene	ND	1.0	ug/L	0.13
tert-Butylbenzene	ND	1.0	ug/L	0.13
Carbon disulfide	ND	1.0	ug/L	0.13
Dibromochloromethane	ND	1.0	ug/L	0.18
1,2-Dibromo-3-chloro-propane	ND	2.0	ug/L	0.67
2-Chloroethyl vinyl ether	ND	5.0	ug/L	0.99
2-Chlorotoluene	ND	1.0	ug/L	0.11
4-Chlorotoluene	ND	1.0	ug/L	0.18
1,2-Dibromoethane	ND	1.0	ug/L	0.24
Dibromomethane	ND	1.0	ug/L	0.28
1,2-Dichlorobenzene	ND	1.0	ug/L	0.13
1,3-Dichlorobenzene	ND	1.0	ug/L	0.14
1,4-Dichlorobenzene	ND	1.0	ug/L	0.13
Dichlorodifluoromethane	ND	1.0	ug/L	0.31
cis-1,2-Dichloroethene	ND	1.0	ug/L	0.17
trans-1,2-Dichloroethene	ND	1.0	ug/L	0.19
1,3-Dichloropropane	ND	1.0	ug/L	0.16
2,2-Dichloropropane	ND	1.0	ug/L	0.13
1,1-Dichloropropene	ND	1.0	ug/L	0.13
Trichlorofluoromethane	ND	1.0	ug/L	0.21
Hexachlorobutadiene	ND	1.0	ug/L	0.30
2-Hexanone	ND	5.0	ug/L	0.41
Isopropylbenzene	ND	1.0	ug/L	0.13
p-Isopropyltoluene	ND	1.0	ug/L	0.12
tert-Butyl alcohol	ND	20	ug/L	3.9
4-Methyl-2-pentanone	ND	5.0	ug/L	0.32
Naphthalene	ND	1.0	ug/L	0.24
n-Propylbenzene	ND	1.0	ug/L	0.14
Styrene	ND	1.0	ug/L	0.11
1,1,1,2-Tetrachloroethane	ND	1.0	ug/L	0.23
1,2,3-Trichlorobenzene	ND	1.0	ug/L	0.17

(Continued on next page)

Tetra Tech NUS, Inc

Client Sample ID: TB-082208

GC/MS Volatiles

Lot-Sample #...: A8H230142-001 **Work Order #...:** KVNW11AA **Matrix.....:** WQ

PARAMETER	RESULT	REPORTING LIMIT	UNITS	MDL
1,2,4-Trichloro-benzene	ND	1.0	ug/L	0.15
1,2,3-Trichloropropane	ND	1.0	ug/L	0.43
1,1,2-Trichloro-1,2,2-trifluoroethane	ND	1.0	ug/L	0.28
1,2,4-Trimethylbenzene	ND	1.0	ug/L	0.12
Vinyl acetate	ND	2.0	ug/L	0.19
o-Xylene	ND	1.0	ug/L	0.14
Xylenes (total)	ND	2.0	ug/L	0.28
Methyl tert-butyl ether	ND	5.0	ug/L	0.17
m-Xylene & p-Xylene	ND	2.0	ug/L	0.24
1,2,3-Trimethylbenzene	ND	5.0	ug/L	0.0059
Diisopropyl Ether (DIPE)	ND	5.0	ug/L	1.5
Ethyl-t-Butyl Ether (ETBE)	ND	5.0	ug/L	0.11
Tert-amyl methyl ether (TAME)	ND	5.0	ug/L	0.067
Benzene	ND	1.0	ug/L	0.13
Bromoform	ND	1.0	ug/L	0.64
Bromomethane	ND	1.0	ug/L	0.41
Carbon tetrachloride	ND	1.0	ug/L	0.13
Chlorobenzene	ND	1.0	ug/L	0.15
Chloroethane	ND	1.0	ug/L	0.29
Chloroform	ND	1.0	ug/L	0.16
Chloromethane	ND	1.0	ug/L	0.30
1,1-Dichloroethane	ND	1.0	ug/L	0.15
1,2-Dichloroethane	ND	1.0	ug/L	0.22
1,1-Dichloroethene	ND	1.0	ug/L	0.19
1,2-Dichloropropane	ND	1.0	ug/L	0.18
cis-1,3-Dichloropropene	ND	1.0	ug/L	0.14
trans-1,3-Dichloropropene	ND	1.0	ug/L	0.19
Ethylbenzene	ND	1.0	ug/L	0.17
Methylene chloride	ND	1.0	ug/L	0.33
1,1,2,2-Tetrachloroethane	ND	1.0	ug/L	0.18
Tetrachloroethene	ND	1.0	ug/L	0.29
Toluene	ND	1.0	ug/L	0.13
1,1,1-Trichloroethane	ND	1.0	ug/L	0.22
Trichloroethene	ND	1.0	ug/L	0.17
Vinyl chloride	ND	1.0	ug/L	0.22

SURROGATE	PERCENT RECOVERY	RECOVERY LIMITS
Dibromofluoromethane	96	(73 - 122)
1,2-Dichloroethane-d4	103	(61 - 128)
Toluene-d8	97	(76 - 110)
4-Bromofluorobenzene	98	(74 - 116)

Tetra Tech NUS, Inc

TB-082208

GC/MS Volatiles

Lot-Sample #: A8H230142-001 **Work Order #:** KVNW11AA **Matrix:** WQ

MASS SPECTROMETER/DATA SYSTEM (MSDS) TENTATIVELY IDENTIFIED COMPOUNDS

PARAMETER	CAS #	ESTIMATED RESULT	RETENTION TIME	UNITS
None				ug/L

Tetra Tech NUS, Inc

Client Sample ID: TB-082508

GC/MS Volatiles

Lot-Sample #...: A8H260119-001 **Work Order #...:** KVRA41AA **Matrix.....:** WQ
Date Sampled...: 08/25/08 07:30 **Date Received..:** 08/26/08
Prep Date.....: 09/03/08 **Analysis Date..:** 09/03/08
Prep Batch #...: 8248174
Dilution Factor: 1 **Initial Wgt/Vol:** 5 mL **Final Wgt/Vol..:** 5 mL
Method.....: SW846 8260B

PARAMETER	RESULT	REPORTING LIMIT	UNITS	MDL
2-Hexanone	ND	5.0	ug/L	0.41
Isopropylbenzene	ND	1.0	ug/L	0.13
p-Isopropyltoluene	ND	1.0	ug/L	0.12
tert-Butyl alcohol	ND	20	ug/L	3.9
4-Methyl-2-pentanone	ND	5.0	ug/L	0.32
Naphthalene	ND	1.0	ug/L	0.24
n-Propylbenzene	ND	1.0	ug/L	0.14
Styrene	ND	1.0	ug/L	0.11
1,1,1,2-Tetrachloroethane	ND	1.0	ug/L	0.23
1,2,3-Trichlorobenzene	ND	1.0	ug/L	0.17
1,2,4-Trichloro-benzene	ND	1.0	ug/L	0.15
1,2,3-Trichloropropane	ND	1.0	ug/L	0.43
1,1,2-Trichloro-1,2,2-trifluoroethane	ND	1.0	ug/L	0.28
1,2,4-Trimethylbenzene	ND	1.0	ug/L	0.12
Vinyl acetate	ND	2.0	ug/L	0.19
o-Xylene	ND	1.0	ug/L	0.14
Xylenes (total)	ND	2.0	ug/L	0.28
Methyl tert-butyl ether	ND	5.0	ug/L	0.17
m-Xylene & p-Xylene	ND	2.0	ug/L	0.24
1,2,3-Trimethylbenzene	ND	5.0	ug/L	0.0059
Diisopropyl Ether (DIPE)	ND	5.0	ug/L	1.5
Ethyl-t-Butyl Ether (ETBE)	ND	5.0	ug/L	0.11
Tert-amyl methyl ether (TAME)	ND	5.0	ug/L	0.067
Acetone	**1.7 J**	**5.0**	**ug/L**	**1.1**
Bromobenzene	ND	1.0	ug/L	0.13
Bromochloromethane	ND	1.0	ug/L	0.29
Bromodichloromethane	ND	1.0	ug/L	0.15
2-Butanone	ND	5.0	ug/L	0.57
n-Butylbenzene	ND	1.0	ug/L	0.12
sec-Butylbenzene	ND	1.0	ug/L	0.13
tert-Butylbenzene	ND	1.0	ug/L	0.13
Carbon disulfide	ND	1.0	ug/L	0.13
Dibromochloromethane	ND	1.0	ug/L	0.18
1,2-Dibromo-3-chloro-propane	ND	2.0	ug/L	0.67
2-Chloroethyl vinyl ether	ND	5.0	ug/L	0.99

(Continued on next page)

Tetra Tech NUS, Inc

Client Sample ID: TB-082508

GC/MS Volatiles

Lot-Sample #...: A8H260119-001 **Work Order #...:** KVRA41AA **Matrix.....:** WQ

PARAMETER	RESULT	REPORTING LIMIT	UNITS	MDL
2-Chlorotoluene	ND	1.0	ug/L	0.11
4-Chlorotoluene	ND	1.0	ug/L	0.18
1,2-Dibromoethane	ND	1.0	ug/L	0.24
Dibromomethane	ND	1.0	ug/L	0.28
1,2-Dichlorobenzene	ND	1.0	ug/L	0.13
1,3-Dichlorobenzene	ND	1.0	ug/L	0.14
1,4-Dichlorobenzene	ND	1.0	ug/L	0.13
Dichlorodifluoromethane	ND	1.0	ug/L	0.31
cis-1,2-Dichloroethene	ND	1.0	ug/L	0.17
trans-1,2-Dichloroethene	ND	1.0	ug/L	0.19
1,3-Dichloropropane	ND	1.0	ug/L	0.16
2,2-Dichloropropane	ND	1.0	ug/L	0.13
1,1-Dichloropropene	ND	1.0	ug/L	0.13
Trichlorofluoromethane	ND	1.0	ug/L	0.21
Hexachlorobutadiene	ND	1.0	ug/L	0.30
Benzene	ND	1.0	ug/L	0.13
Bromoform	ND	1.0	ug/L	0.64
Bromomethane	ND	1.0	ug/L	0.41
Carbon tetrachloride	ND	1.0	ug/L	0.13
Chlorobenzene	ND	1.0	ug/L	0.15
Chloroethane	ND	1.0	ug/L	0.29
Chloroform	ND	1.0	ug/L	0.16
Chloromethane	ND	1.0	ug/L	0.30
1,1-Dichloroethane	ND	1.0	ug/L	0.15
1,2-Dichloroethane	ND	1.0	ug/L	0.22
1,1-Dichloroethene	ND	1.0	ug/L	0.19
1,2-Dichloropropane	ND	1.0	ug/L	0.18
cis-1,3-Dichloropropene	ND	1.0	ug/L	0.14
trans-1,3-Dichloropropene	ND	1.0	ug/L	0.19
Ethylbenzene	ND	1.0	ug/L	0.17
Methylene chloride	ND	1.0	ug/L	0.33
1,1,2,2-Tetrachloroethane	ND	1.0	ug/L	0.18
Tetrachloroethene	ND	1.0	ug/L	0.29
Toluene	ND	1.0	ug/L	0.13
1,1,1-Trichloroethane	ND	1.0	ug/L	0.22
Trichloroethene	ND	1.0	ug/L	0.17
Vinyl chloride	ND	1.0	ug/L	0.22

SURROGATE	PERCENT RECOVERY	RECOVERY LIMITS
Dibromofluoromethane	99	(73 - 122)
1,2-Dichloroethane-d4	104	(61 - 128)
Toluene-d8	100	(76 - 110)
4-Bromofluorobenzene	92	(74 - 116)

NOTE(S):

J Estimated result. Result is less than RL.

Tetra Tech NUS, Inc

TB-082508

GC/MS Volatiles

Lot-Sample #: A8H260119-001 **Work Order #:** KVRA41AA **Matrix:** WQ

MASS SPECTROMETER/DATA SYSTEM (MSDS) TENTATIVELY IDENTIFIED COMPOUNDS

PARAMETER	CAS #	ESTIMATED RESULT	RETENTION TIME	UNITS
None				ug/L

Tetra Tech NUS, Inc

Client Sample ID: TB-082608

GC/MS Volatiles

Lot-Sample #...: A8H270116-001 **Work Order #...:** KVVGN1AA **Matrix.....:** WQ
Date Sampled...: 08/26/08 07:30 **Date Received..:** 08/27/08
Prep Date.....: 09/04/08 **Analysis Date..:** 09/04/08
Prep Batch #...: 8248184
Dilution Factor: 1 **Initial Wgt/Vol:** 5 mL **Final Wgt/Vol..:** 5 mL
Method.....: SW846 8260B

PARAMETER	RESULT	REPORTING LIMIT	UNITS	MDL
Acetone	ND	5.0	ug/L	1.1
Bromobenzene	ND	1.0	ug/L	0.13
Bromochloromethane	ND	1.0	ug/L	0.29
Bromodichloromethane	ND	1.0	ug/L	0.15
2-Butanone	ND	5.0	ug/L	0.57
n-Butylbenzene	ND	1.0	ug/L	0.12
sec-Butylbenzene	ND	1.0	ug/L	0.13
tert-Butylbenzene	ND	1.0	ug/L	0.13
Carbon disulfide	ND	1.0	ug/L	0.13
Dibromochloromethane	ND	1.0	ug/L	0.18
1,2-Dibromo-3-chloro-propane	ND	2.0	ug/L	0.67
2-Chloroethyl vinyl ether	ND	5.0	ug/L	0.99
2-Chlorotoluene	ND	1.0	ug/L	0.11
4-Chlorotoluene	ND	1.0	ug/L	0.18
1,2-Dibromoethane	ND	1.0	ug/L	0.24
Dibromomethane	ND	1.0	ug/L	0.28
1,2-Dichlorobenzene	ND	1.0	ug/L	0.13
1,3-Dichlorobenzene	ND	1.0	ug/L	0.14
1,4-Dichlorobenzene	ND	1.0	ug/L	0.13
Dichlorodifluoromethane	ND	1.0	ug/L	0.31
cis-1,2-Dichloroethene	ND	1.0	ug/L	0.17
trans-1,2-Dichloroethene	ND	1.0	ug/L	0.19
1,3-Dichloropropane	ND	1.0	ug/L	0.16
2,2-Dichloropropane	ND	1.0	ug/L	0.13
1,1-Dichloropropene	ND	1.0	ug/L	0.13
Trichlorofluoromethane	ND	1.0	ug/L	0.21
Hexachlorobutadiene	ND	1.0	ug/L	0.30
2-Hexanone	ND	5.0	ug/L	0.41
Isopropylbenzene	ND	1.0	ug/L	0.13
p-Isopropyltoluene	ND	1.0	ug/L	0.12
tert-Butyl alcohol	ND	20	ug/L	3.9
4-Methyl-2-pentanone	ND	5.0	ug/L	0.32
Naphthalene	ND	1.0	ug/L	0.24
n-Propylbenzene	ND	1.0	ug/L	0.14
Styrene	ND	1.0	ug/L	0.11
1,1,1,2-Tetrachloroethane	ND	1.0	ug/L	0.23
1,2,3-Trichlorobenzene	ND	1.0	ug/L	0.17

(Continued on next page)

Tetra Tech NUS, Inc

Client Sample ID: TB-082608

GC/MS Volatiles

Lot-Sample #...: A8H270116-001 **Work Order #...:** KVVGN1AA **Matrix.....:** WQ

PARAMETER	RESULT	REPORTING LIMIT	UNITS	MDL
1,2,4-Trichloro-benzene	ND	1.0	ug/L	0.15
1,2,3-Trichloropropane	ND	1.0	ug/L	0.43
1,1,2-Trichloro-1,2,2-trifluoroethane	ND	1.0	ug/L	0.28
1,2,4-Trimethylbenzene	ND	1.0	ug/L	0.12
Vinyl acetate	ND	2.0	ug/L	0.19
o-Xylene	ND	1.0	ug/L	0.14
Xylenes (total)	ND	2.0	ug/L	0.28
Methyl tert-butyl ether	ND	5.0	ug/L	0.17
m-Xylene & p-Xylene	ND	2.0	ug/L	0.24
1,2,3-Trimethylbenzene	ND	5.0	ug/L	0.0059
Diisopropyl Ether (DIPE)	ND	5.0	ug/L	1.5
Ethyl-t-Butyl Ether (ETBE)	ND	5.0	ug/L	0.11
Tert-amyl methyl ether (TAME)	ND	5.0	ug/L	0.067
Benzene	ND	1.0	ug/L	0.13
Bromoform	ND	1.0	ug/L	0.64
Bromomethane	ND	1.0	ug/L	0.41
Carbon tetrachloride	ND	1.0	ug/L	0.13
Chlorobenzene	ND	1.0	ug/L	0.15
Chloroethane	ND	1.0	ug/L	0.29
Chloroform	ND	1.0	ug/L	0.16
Chloromethane	ND	1.0	ug/L	0.30
1,1-Dichloroethane	ND	1.0	ug/L	0.15
1,2-Dichloroethane	ND	1.0	ug/L	0.22
1,1-Dichloroethene	ND	1.0	ug/L	0.19
1,2-Dichloropropane	ND	1.0	ug/L	0.18
cis-1,3-Dichloropropene	ND	1.0	ug/L	0.14
trans-1,3-Dichloropropene	ND	1.0	ug/L	0.19
Ethylbenzene	ND	1.0	ug/L	0.17
Methylene chloride	ND	1.0	ug/L	0.33
1,1,2,2-Tetrachloroethane	ND	1.0	ug/L	0.18
Tetrachloroethene	ND	1.0	ug/L	0.29
Toluene	ND	1.0	ug/L	0.13
1,1,1-Trichloroethane	ND	1.0	ug/L	0.22
Trichloroethene	ND	1.0	ug/L	0.17
Vinyl chloride	ND	1.0	ug/L	0.22

SURROGATE	PERCENT RECOVERY	RECOVERY LIMITS
Dibromofluoromethane	100	(73 - 122)
1,2-Dichloroethane-d4	103	(61 - 128)
Toluene-d8	97	(76 - 110)
4-Bromofluorobenzene	95	(74 - 116)

Tetra Tech NUS, Inc

TB-082608

GC/MS Volatiles

Lot-Sample #: A8H270116-001 **Work Order #:** KVVGN1AA **Matrix:** WQ

MASS SPECTROMETER/DATA SYSTEM (MSDS) TENTATIVELY IDENTIFIED COMPOUNDS

PARAMETER	CAS #	ESTIMATED RESULT	RETENTION TIME	UNITS
None				ug/L

LABORATORY CONTROL SAMPLE EVALUATION REPORT

GC/MS Volatiles

Client Lot #...: 8H22130 **Work Order #...:** KV1161AC-LCS **Matrix.....:** WATER
LCS Lot-Sample#: A8H290000-143 KV1161AD-LCSD
Prep Date.....: 08/28/08 **Analysis Date..:** 08/28/08
Prep Batch #...: 8242143
Dilution Factor: 1 **Final Wgt/Vol..:** 5 mL
Initial Wgt/Vol: 5 mL

PARAMETER	PERCENT RECOVERY	RECOVERY LIMITS	RPD	RPD LIMITS	METHOD
Benzene	**91**	**(80 - 116)**			**SW846 8260B**
	102	**(80 - 116)**	**11**	**(0-20)**	**SW846 8260B**
Chlorobenzene	**92**	**(76 - 117)**			**SW846 8260B**
	101	**(76 - 117)**	**9.5**	**(0-20)**	**SW846 8260B**
1,1-Dichloroethene	**90**	**(63 - 130)**			**SW846 8260B**
	103	**(63 - 130)**	**13**	**(0-20)**	**SW846 8260B**
Toluene	**96**	**(74 - 119)**			**SW846 8260B**
	109	**(74 - 119)**	**13**	**(0-20)**	**SW846 8260B**
Trichloroethene	**80**	**(75 - 122)**			**SW846 8260B**
	92	**(75 - 122)**	**14**	**(0-20)**	**SW846 8260B**

SURROGATE	PERCENT RECOVERY	RECOVERY LIMITS
Dibromofluoromethane	96	(73 - 122)
	101	(73 - 122)
1,2-Dichloroethane-d4	107	(61 - 128)
	111	(61 - 128)
Toluene-d8	108	(76 - 110)
	107	(76 - 110)
4-Bromofluorobenzene	101	(74 - 116)
	101	(74 - 116)

NOTE(S):

Calculations are performed before rounding to avoid round-off errors in calculated results.

Bold print denotes control parameters

LABORATORY CONTROL SAMPLE DATA REPORT

GC/MS Volatiles

Client Lot #...: 8H22130 **Work Order #...:** KV1161AC-LCS **Matrix.....:** WATER
LCS Lot-Sample#: A8H290000-143 KV1161AD-LCSD
Prep Date.....: 08/28/08 **Analysis Date..:** 08/28/08
Prep Batch #...: 8242143
Dilution Factor: 1 **Final Wgt/Vol..:** 5 mL
Initial Wgt/Vol: 5 mL

PARAMETER	SPIKE AMOUNT	MEASURED AMOUNT	UNITS	PERCENT RECOVERY	RPD	METHOD
Benzene	**10**	**9.1**	**ug/L**	**91**		**SW846 8260B**
	10	**10**	**ug/L**	**102**	**11**	**SW846 8260B**
Chlorobenzene	**10**	**9.2**	**ug/L**	**92**		**SW846 8260B**
	10	**10**	**ug/L**	**101**	**9.5**	**SW846 8260B**
1,1-Dichloroethene	**10**	**9.0**	**ug/L**	**90**		**SW846 8260B**
	10	**10**	**ug/L**	**103**	**13**	**SW846 8260B**
Toluene	**10**	**9.6**	**ug/L**	**96**		**SW846 8260B**
	10	**11**	**ug/L**	**109**	**13**	**SW846 8260B**
Trichloroethene	**10**	**8.0**	**ug/L**	**80**		**SW846 8260B**
	10	**9.2**	**ug/L**	**92**	**14**	**SW846 8260B**

SURROGATE	PERCENT RECOVERY	RECOVERY LIMITS
Dibromofluoromethane	96	(73 - 122)
	101	(73 - 122)
1,2-Dichloroethane-d4	107	(61 - 128)
	111	(61 - 128)
Toluene-d8	108	(76 - 110)
	107	(76 - 110)
4-Bromofluorobenzene	101	(74 - 116)
	101	(74 - 116)

NOTE(S):

Calculations are performed before rounding to avoid round-off errors in calculated results.

Bold print denotes control parameters

LABORATORY CONTROL SAMPLE EVALUATION REPORT

GC/MS Volatiles

Client Lot #...: 8H22130 **Work Order #...:** KV6PX1AC-LCS **Matrix.....:** WATER
LCS Lot-Sample#: A8I030000-184 KV6PX1AD-LCSD
Prep Date.....: 09/02/08 **Analysis Date..:** 09/02/08
Prep Batch #...: 8247184
Dilution Factor: 1 **Final Wgt/Vol..:** 5 mL
Initial Wgt/Vol: 5 mL

PARAMETER	PERCENT RECOVERY	RECOVERY LIMITS	RPD	RPD LIMITS	METHOD
Benzene	**97**	**(80 - 116)**			**SW846 8260B**
	98	**(80 - 116)**	**0.26**	**(0-20)**	**SW846 8260B**
Chlorobenzene	**97**	**(76 - 117)**			**SW846 8260B**
	98	**(76 - 117)**	**1.2**	**(0-20)**	**SW846 8260B**
1,1-Dichloroethene	**115**	**(63 - 130)**			**SW846 8260B**
	122	**(63 - 130)**	**5.8**	**(0-20)**	**SW846 8260B**
Toluene	**97**	**(74 - 119)**			**SW846 8260B**
	100	**(74 - 119)**	**3.0**	**(0-20)**	**SW846 8260B**
Trichloroethene	**95**	**(75 - 122)**			**SW846 8260B**
	99	**(75 - 122)**	**4.0**	**(0-20)**	**SW846 8260B**

SURROGATE	PERCENT RECOVERY	RECOVERY LIMITS
Dibromofluoromethane	99	(73 - 122)
	100	(73 - 122)
1,2-Dichloroethane-d4	99	(61 - 128)
	99	(61 - 128)
Toluene-d8	101	(76 - 110)
	101	(76 - 110)
4-Bromofluorobenzene	100	(74 - 116)
	101	(74 - 116)

NOTE(S):

Calculations are performed before rounding to avoid round-off errors in calculated results.

Bold print denotes control parameters

LABORATORY CONTROL SAMPLE DATA REPORT

GC/MS Volatiles

Client Lot #...: 8H22130 **Work Order #...:** KV6PX1AC-LCS **Matrix.....:** WATER
LCS Lot-Sample#: A8I030000-184 KV6PX1AD-LCSD
Prep Date.....: 09/02/08 **Analysis Date..:** 09/02/08
Prep Batch #...: 8247184
Dilution Factor: 1 **Final Wgt/Vol..:** 5 mL
Initial Wgt/Vol: 5 mL

PARAMETER	SPIKE AMOUNT	MEASURED AMOUNT	UNITS	PERCENT RECOVERY	RPD	METHOD
Benzene	**10**	**9.7**	**ug/L**	**97**		**SW846 8260B**
	10	**9.8**	**ug/L**	**98**	**0.26**	**SW846 8260B**
Chlorobenzene	**10**	**9.7**	**ug/L**	**97**		**SW846 8260B**
	10	**9.8**	**ug/L**	**98**	**1.2**	**SW846 8260B**
1,1-Dichloroethene	**10**	**12**	**ug/L**	**115**		**SW846 8260B**
	10	**12**	**ug/L**	**122**	**5.8**	**SW846 8260B**
Toluene	**10**	**9.7**	**ug/L**	**97**		**SW846 8260B**
	10	**10**	**ug/L**	**100**	**3.0**	**SW846 8260B**
Trichloroethene	**10**	**9.5**	**ug/L**	**95**		**SW846 8260B**
	10	**9.9**	**ug/L**	**99**	**4.0**	**SW846 8260B**

SURROGATE	PERCENT RECOVERY	RECOVERY LIMITS
Dibromofluoromethane	99	(73 - 122)
	100	(73 - 122)
1,2-Dichloroethane-d4	99	(61 - 128)
	99	(61 - 128)
Toluene-d8	101	(76 - 110)
	101	(76 - 110)
4-Bromofluorobenzene	100	(74 - 116)
	101	(74 - 116)

NOTE(S):

Calculations are performed before rounding to avoid round-off errors in calculated results.

Bold print denotes control parameters

LABORATORY CONTROL SAMPLE EVALUATION REPORT

GC/MS Volatiles

Client Lot #...: 8H22130 **Work Order #...:** KV8VM1AC-LCS **Matrix.....:** WATER
LCS Lot-Sample#: A8I040000-174 KV8VM1AD-LCSD
Prep Date.....: 09/03/08 **Analysis Date..:** 09/03/08
Prep Batch #...: 8248174
Dilution Factor: 1 **Final Wgt/Vol..:** 5 mL
Initial Wgt/Vol: 5 mL

PARAMETER	PERCENT RECOVERY	RECOVERY LIMITS	RPD	RPD LIMITS	METHOD
Benzene	**90**	**(80 - 116)**			**SW846 8260B**
	97	**(80 - 116)**	**7.9**	**(0-20)**	**SW846 8260B**
Chlorobenzene	**89**	**(76 - 117)**			**SW846 8260B**
	98	**(76 - 117)**	**10**	**(0-20)**	**SW846 8260B**
1,1-Dichloroethene	**111**	**(63 - 130)**			**SW846 8260B**
	125	**(63 - 130)**	**12**	**(0-20)**	**SW846 8260B**
Toluene	**90**	**(74 - 119)**			**SW846 8260B**
	99	**(74 - 119)**	**9.1**	**(0-20)**	**SW846 8260B**
Trichloroethene	**91**	**(75 - 122)**			**SW846 8260B**
	101	**(75 - 122)**	**10**	**(0-20)**	**SW846 8260B**

SURROGATE	PERCENT RECOVERY	RECOVERY LIMITS
Dibromofluoromethane	99	(73 - 122)
	101	(73 - 122)
1,2-Dichloroethane-d4	100	(61 - 128)
	99	(61 - 128)
Toluene-d8	100	(76 - 110)
	100	(76 - 110)
4-Bromofluorobenzene	99	(74 - 116)
	104	(74 - 116)

NOTE(S):

Calculations are performed before rounding to avoid round-off errors in calculated results.

Bold print denotes control parameters

LABORATORY CONTROL SAMPLE DATA REPORT

GC/MS Volatiles

Client Lot #...: 8H22130 **Work Order #...:** KV8VM1AC-LCS **Matrix.....:** WATER
LCS Lot-Sample#: A8I040000-174 KV8VM1AD-LCSD
Prep Date.....: 09/03/08 **Analysis Date..:** 09/03/08
Prep Batch #...: 8248174
Dilution Factor: 1 **Final Wgt/Vol..:** 5 mL
Initial Wgt/Vol: 5 mL

PARAMETER	SPIKE AMOUNT	MEASURED AMOUNT	UNITS	PERCENT RECOVERY	RPD	METHOD
Benzene	**10**	**9.0**	**ug/L**	**90**		**SW846 8260B**
	10	**9.7**	**ug/L**	**97**	**7.9**	**SW846 8260B**
Chlorobenzene	**10**	**8.9**	**ug/L**	**89**		**SW846 8260B**
	10	**9.8**	**ug/L**	**98**	**10**	**SW846 8260B**
1,1-Dichloroethene	**10**	**11**	**ug/L**	**111**		**SW846 8260B**
	10	**13**	**ug/L**	**125**	**12**	**SW846 8260B**
Toluene	**10**	**9.0**	**ug/L**	**90**		**SW846 8260B**
	10	**9.9**	**ug/L**	**99**	**9.1**	**SW846 8260B**
Trichloroethene	**10**	**9.1**	**ug/L**	**91**		**SW846 8260B**
	10	**10**	**ug/L**	**101**	**10**	**SW846 8260B**

SURROGATE	PERCENT RECOVERY	RECOVERY LIMITS
Dibromofluoromethane	99	(73 - 122)
	101	(73 - 122)
1,2-Dichloroethane-d4	100	(61 - 128)
	99	(61 - 128)
Toluene-d8	100	(76 - 110)
	100	(76 - 110)
4-Bromofluorobenzene	99	(74 - 116)
	104	(74 - 116)

NOTE(S):

Calculations are performed before rounding to avoid round-off errors in calculated results.

Bold print denotes control parameters

LABORATORY CONTROL SAMPLE EVALUATION REPORT

GC/MS Volatiles

Client Lot #...: 8H22130 **Work Order #...:** KV8V81AC-LCS **Matrix.....:** WATER
LCS Lot-Sample#: A8I040000-184 KV8V81AD-LCSD
Prep Date.....: 09/03/08 **Analysis Date..:** 09/03/08
Prep Batch #...: 8248184
Dilution Factor: 1 **Final Wgt/Vol..:** 5 mL
Initial Wgt/Vol: 5 mL

PARAMETER	PERCENT RECOVERY	RECOVERY LIMITS	RPD	RPD LIMITS	METHOD
Benzene	**92**	**(80 - 116)**			**SW846 8260B**
	97	**(80 - 116)**	**5.0**	**(0-20)**	**SW846 8260B**
Chlorobenzene	**91**	**(76 - 117)**			**SW846 8260B**
	95	**(76 - 117)**	**4.1**	**(0-20)**	**SW846 8260B**
1,1-Dichloroethene	**114**	**(63 - 130)**			**SW846 8260B**
	123	**(63 - 130)**	**7.5**	**(0-20)**	**SW846 8260B**
Toluene	**92**	**(74 - 119)**			**SW846 8260B**
	96	**(74 - 119)**	**4.9**	**(0-20)**	**SW846 8260B**
Trichloroethene	**97**	**(75 - 122)**			**SW846 8260B**
	102	**(75 - 122)**	**4.6**	**(0-20)**	**SW846 8260B**

SURROGATE	PERCENT RECOVERY	RECOVERY LIMITS
Dibromofluoromethane	98	(73 - 122)
	99	(73 - 122)
1,2-Dichloroethane-d4	102	(61 - 128)
	100	(61 - 128)
Toluene-d8	101	(76 - 110)
	101	(76 - 110)
4-Bromofluorobenzene	102	(74 - 116)
	102	(74 - 116)

NOTE(S):

Calculations are performed before rounding to avoid round-off errors in calculated results.

Bold print denotes control parameters

LABORATORY CONTROL SAMPLE DATA REPORT

GC/MS Volatiles

Client Lot #...: 8H22130 **Work Order #...:** KV8V81AC-LCS **Matrix.....:** WATER
LCS Lot-Sample#: A8I040000-184 KV8V81AD-LCSD
Prep Date.....: 09/03/08 **Analysis Date..:** 09/03/08
Prep Batch #...: 8248184
Dilution Factor: 1 **Final Wgt/Vol..:** 5 mL
Initial Wgt/Vol: 5 mL

PARAMETER	SPIKE AMOUNT	MEASURED AMOUNT	UNITS	PERCENT RECOVERY	RPD	METHOD
Benzene	**10**	**9.2**	**ug/L**	**92**		**SW846 8260B**
	10	**9.7**	**ug/L**	**97**	**5.0**	**SW846 8260B**
Chlorobenzene	**10**	**9.1**	**ug/L**	**91**		**SW846 8260B**
	10	**9.5**	**ug/L**	**95**	**4.1**	**SW846 8260B**
1,1-Dichloroethene	**10**	**11**	**ug/L**	**114**		**SW846 8260B**
	10	**12**	**ug/L**	**123**	**7.5**	**SW846 8260B**
Toluene	**10**	**9.2**	**ug/L**	**92**		**SW846 8260B**
	10	**9.6**	**ug/L**	**96**	**4.9**	**SW846 8260B**
Trichloroethene	**10**	**9.7**	**ug/L**	**97**		**SW846 8260B**
	10	**10**	**ug/L**	**102**	**4.6**	**SW846 8260B**

SURROGATE	PERCENT RECOVERY	RECOVERY LIMITS
Dibromofluoromethane	98	(73 - 122)
	99	(73 - 122)
1,2-Dichloroethane-d4	102	(61 - 128)
	100	(61 - 128)
Toluene-d8	101	(76 - 110)
	101	(76 - 110)
4-Bromofluorobenzene	102	(74 - 116)
	102	(74 - 116)

NOTE(S):

Calculations are performed before rounding to avoid round-off errors in calculated results.

Bold print denotes control parameters

LABORATORY CONTROL SAMPLE EVALUATION REPORT

GC/MS Volatiles

Client Lot #...: 8H22130 **Work Order #...:** KWA4T1AC-LCS **Matrix.....:** WATER
LCS Lot-Sample#: A8I050000-100 KWA4T1AD-LCSD
Prep Date.....: 09/04/08 **Analysis Date..:** 09/04/08
Prep Batch #...: 8249100
Dilution Factor: 1 **Final Wgt/Vol..:** 5 mL
Initial Wgt/Vol: 5 mL

PARAMETER	PERCENT RECOVERY	RECOVERY LIMITS	RPD	RPD LIMITS	METHOD
Benzene	91	**(80 - 116)**			**SW846 8260B**
	97	**(80 - 116)**	6.4	(0-20)	**SW846 8260B**
Chlorobenzene	91	**(76 - 117)**			**SW846 8260B**
	98	**(76 - 117)**	7.3	(0-20)	**SW846 8260B**
1,1-Dichloroethene	114	**(63 - 130)**			**SW846 8260B**
	123	**(63 - 130)**	8.0	(0-20)	**SW846 8260B**
Toluene	94	**(74 - 119)**			**SW846 8260B**
	100	**(74 - 119)**	6.8	(0-20)	**SW846 8260B**
Trichloroethene	92	**(75 - 122)**			**SW846 8260B**
	97	**(75 - 122)**	5.4	(0-20)	**SW846 8260B**

SURROGATE	PERCENT RECOVERY	RECOVERY LIMITS
Dibromofluoromethane	97	(73 - 122)
	99	(73 - 122)
1,2-Dichloroethane-d4	99	(61 - 128)
	100	(61 - 128)
Toluene-d8	101	(76 - 110)
	100	(76 - 110)
4-Bromofluorobenzene	99	(74 - 116)
	102	(74 - 116)

NOTE(S):

Calculations are performed before rounding to avoid round-off errors in calculated results.

Bold print denotes control parameters

LABORATORY CONTROL SAMPLE DATA REPORT

GC/MS Volatiles

Client Lot #...: 8H22130 **Work Order #...:** KWA4T1AC-LCS **Matrix.....:** WATER
LCS Lot-Sample#: A8I050000-100 KWA4T1AD-LCSD
Prep Date.....: 09/04/08 **Analysis Date..:** 09/04/08
Prep Batch #...: 8249100
Dilution Factor: 1 **Final Wgt/Vol..:** 5 mL
Initial Wgt/Vol: 5 mL

PARAMETER	SPIKE AMOUNT	MEASURED AMOUNT	UNITS	PERCENT RECOVERY	RPD	METHOD
Benzene	**10**	**9.1**	**ug/L**	**91**		**SW846 8260B**
	10	**9.7**	**ug/L**	**97**	**6.4**	**SW846 8260B**
Chlorobenzene	**10**	**9.1**	**ug/L**	**91**		**SW846 8260B**
	10	**9.8**	**ug/L**	**98**	**7.3**	**SW846 8260B**
1,1-Dichloroethene	**10**	**11**	**ug/L**	**114**		**SW846 8260B**
	10	**12**	**ug/L**	**123**	**8.0**	**SW846 8260B**
Toluene	**10**	**9.4**	**ug/L**	**94**		**SW846 8260B**
	10	**10**	**ug/L**	**100**	**6.8**	**SW846 8260B**
Trichloroethene	**10**	**9.2**	**ug/L**	**92**		**SW846 8260B**
	10	**9.7**	**ug/L**	**97**	**5.4**	**SW846 8260B**

SURROGATE	PERCENT RECOVERY	RECOVERY LIMITS
Dibromofluoromethane	97	(73 - 122)
	99	(73 - 122)
1,2-Dichloroethane-d4	99	(61 - 128)
	100	(61 - 128)
Toluene-d8	101	(76 - 110)
	100	(76 - 110)
4-Bromofluorobenzene	99	(74 - 116)
	102	(74 - 116)

NOTE(S):

Calculations are performed before rounding to avoid round-off errors in calculated results.

Bold print denotes control parameters

MATRIX SPIKE SAMPLE EVALUATION REPORT

GC/MS Volatiles

Client Lot #...: 8H22130 **Work Order #...:** KVLHC1D0-MS **Matrix.....:** WG
MS Lot-Sample #: A8H220130-006 KVLHC1D1-MSD
Date Sampled...: 08/21/08 15:10 **Date Received..:** 08/22/08
Prep Date.....: 08/28/08 **Analysis Date..:** 08/28/08
Prep Batch #...: 8242143
Dilution Factor: 62.5 **Initial Wgt/Vol:** 5 mL **Final Wgt/Vol..:** 5 mL

PARAMETER	PERCENT RECOVERY	RECOVERY LIMITS	RPD	RPD LIMITS	METHOD
Benzene	**101**	**(78 - 118)**			**SW846 8260B**
	102	**(78 - 118)**	**0.57**	**(0-20)**	**SW846 8260B**
Chlorobenzene	**99**	**(76 - 117)**			**SW846 8260B**
	98	**(76 - 117)**	**1.6**	**(0-20)**	**SW846 8260B**
1,1-Dichloroethene	**97**	**(62 - 130)**			**SW846 8260B**
	95	**(62 - 130)**	**1.5**	**(0-20)**	**SW846 8260B**
Toluene	**103**	**(70 - 119)**			**SW846 8260B**
	104	**(70 - 119)**	**1.6**	**(0-20)**	**SW846 8260B**
Trichloroethene	**89**	**(62 - 130)**			**SW846 8260B**
	87	**(62 - 130)**	**0.47**	**(0-20)**	**SW846 8260B**

SURROGATE	PERCENT RECOVERY	RECOVERY LIMITS
Dibromofluoromethane	96	(73 - 122)
	94	(73 - 122)
1,2-Dichloroethane-d4	107	(61 - 128)
	109	(61 - 128)
Toluene-d8	106	(76 - 110)
	103	(76 - 110)
4-Bromofluorobenzene	99	(74 - 116)
	101	(74 - 116)

NOTE(S):

Calculations are performed before rounding to avoid round-off errors in calculated results.

Bold print denotes control parameters

MATRIX SPIKE SAMPLE DATA REPORT

GC/MS Volatiles

Client Lot #...: 8H22130 **Work Order #...:** KVLHC1D0-MS **Matrix.....:** WG
MS Lot-Sample #: A8H220130-006 KVLHC1D1-MSD
Date Sampled...: 08/21/08 15:10 **Date Received..:** 08/22/08
Prep Date.....: 08/28/08 **Analysis Date..:** 08/28/08
Prep Batch #...: 8242143
Dilution Factor: 62.5 **Initial Wgt/Vol:** 5 mL **Final Wgt/Vol..:** 5 mL

PARAMETER	SAMPLE AMOUNT	SPIKE AMT	MEASRD AMOUNT	UNITS	PERCNT RECVRY	RPD	METHOD
Benzene	**ND**	**620**	**630**	**ug/L**	**101**		**SW846 8260B**
	ND	**620**	**630**	**ug/L**	**102**	**0.57**	**SW846 8260B**
Chlorobenzene	**ND**	**620**	**620**	**ug/L**	**99**		**SW846 8260B**
	ND	**620**	**610**	**ug/L**	**98**	**1.6**	**SW846 8260B**
1,1-Dichloroethene	**ND**	**620**	**600**	**ug/L**	**97**		**SW846 8260B**
	ND	**620**	**590**	**ug/L**	**95**	**1.5**	**SW846 8260B**
Toluene	**ND**	**620**	**640**	**ug/L**	**103**		**SW846 8260B**
	ND	**620**	**650**	**ug/L**	**104**	**1.6**	**SW846 8260B**
Trichloroethene	**2200**	**620**	**2700**	**ug/L**	**89**		**SW846 8260B**
	2200	**620**	**2700**	**ug/L**	**87**	**0.47**	**SW846 8260B**

SURROGATE	PERCENT RECOVERY	RECOVERY LIMITS
Dibromofluoromethane	96	(73 - 122)
	94	(73 - 122)
1,2-Dichloroethane-d4	107	(61 - 128)
	109	(61 - 128)
Toluene-d8	106	(76 - 110)
	103	(76 - 110)
4-Bromofluorobenzene	99	(74 - 116)
	101	(74 - 116)

NOTE(S):

Calculations are performed before rounding to avoid round-off errors in calculated results.

Bold print denotes control parameters

MATRIX SPIKE SAMPLE EVALUATION REPORT

GC/MS Volatiles

Client Lot #...: 8H22130 **Work Order #...:** KVLGM1D5-MS **Matrix.....:** WG
MS Lot-Sample #: A8H220130-005 KVLGM1D6-MSD
Date Sampled...: 08/21/08 14:45 **Date Received..:** 08/22/08
Prep Date.....: 09/02/08 **Analysis Date..:** 09/02/08
Prep Batch #...: 8247184
Dilution Factor: 3.33 **Initial Wgt/Vol:** 5 mL **Final Wgt/Vol..:** 5 mL

PARAMETER	PERCENT RECOVERY	RECOVERY LIMITS	RPD	RPD LIMITS	METHOD
Benzene	**88**	**(78 - 118)**			**SW846 8260B**
	95	**(78 - 118)**	**6.2**	**(0-20)**	**SW846 8260B**
Chlorobenzene	**89**	**(76 - 117)**			**SW846 8260B**
	95	**(76 - 117)**	**6.2**	**(0-20)**	**SW846 8260B**
1,1-Dichloroethene	**107**	**(62 - 130)**			**SW846 8260B**
	115	**(62 - 130)**	**7.0**	**(0-20)**	**SW846 8260B**
Toluene	**87**	**(70 - 119)**			**SW846 8260B**
	93	**(70 - 119)**	**7.3**	**(0-20)**	**SW846 8260B**
Trichloroethene	**87**	**(62 - 130)**			**SW846 8260B**
	93	**(62 - 130)**	**7.2**	**(0-20)**	**SW846 8260B**

SURROGATE	PERCENT RECOVERY	RECOVERY LIMITS
Dibromofluoromethane	99	(73 - 122)
	98	(73 - 122)
1,2-Dichloroethane-d4	98	(61 - 128)
	100	(61 - 128)
Toluene-d8	100	(76 - 110)
	99	(76 - 110)
4-Bromofluorobenzene	101	(74 - 116)
	100	(74 - 116)

NOTE(S):

Calculations are performed before rounding to avoid round-off errors in calculated results.

Bold print denotes control parameters

MATRIX SPIKE SAMPLE DATA REPORT

GC/MS Volatiles

Client Lot #...: 8H22130 **Work Order #...:** KVLGM1D5-MS **Matrix.....:** WG
MS Lot-Sample #: A8H220130-005 KVLGM1D6-MSD
Date Sampled...: 08/21/08 14:45 **Date Received..:** 08/22/08
Prep Date.....: 09/02/08 **Analysis Date..:** 09/02/08
Prep Batch #...: 8247184
Dilution Factor: 3.33 **Initial Wgt/Vol:** 5 mL **Final Wgt/Vol..:** 5 mL

PARAMETER	SAMPLE AMOUNT	SPIKE AMT	MEASRD AMOUNT	UNITS	PERCNT RECVRY	RPD	METHOD
Benzene	**5.9**	**33**	**35**	**ug/L**	**88**		**SW846 8260B**
	5.9	**33**	**37**	**ug/L**	**95**	**6.2**	**SW846 8260B**
Chlorobenzene	**ND**	**33**	**30**	**ug/L**	**89**		**SW846 8260B**
	ND	**33**	**32**	**ug/L**	**95**	**6.2**	**SW846 8260B**
1,1-Dichloroethene	**ND**	**33**	**36**	**ug/L**	**107**		**SW846 8260B**
	ND	**33**	**38**	**ug/L**	**115**	**7.0**	**SW846 8260B**
Toluene	**ND**	**33**	**29**	**ug/L**	**87**		**SW846 8260B**
	ND	**33**	**31**	**ug/L**	**93**	**7.3**	**SW846 8260B**
Trichloroethene	**ND**	**33**	**29**	**ug/L**	**87**		**SW846 8260B**
	ND	**33**	**31**	**ug/L**	**93**	**7.2**	**SW846 8260B**

SURROGATE	PERCENT RECOVERY	RECOVERY LIMITS
Dibromofluoromethane	99	(73 - 122)
	98	(73 - 122)
1,2-Dichloroethane-d4	98	(61 - 128)
	100	(61 - 128)
Toluene-d8	100	(76 - 110)
	99	(76 - 110)
4-Bromofluorobenzene	101	(74 - 116)
	100	(74 - 116)

NOTE(S):

Calculations are performed before rounding to avoid round-off errors in calculated results.

Bold print denotes control parameters

MATRIX SPIKE SAMPLE EVALUATION REPORT

GC/MS Volatiles

Client Lot #...: 8H22130 **Work Order #...:** KV2AJ1AC-MS **Matrix.....:** WATER
MS Lot-Sample #: A8H290151-001 KV2AJ1AD-MSD
Date Sampled...: 08/28/08 10:35 **Date Received..:** 08/29/08
Prep Date.....: 09/04/08 **Analysis Date..:** 09/04/08
Prep Batch #...: 8249100
Dilution Factor: 55.56 **Initial Wgt/Vol:** 5 mL **Final Wgt/Vol..:** 5 mL

PARAMETER	PERCENT RECOVERY	RECOVERY LIMITS	RPD	RPD LIMITS	METHOD
Benzene	**99**	**(78 - 118)**			**SW846 8260B**
	98	**(78 - 118)**	**1.1**	**(0-20)**	**SW846 8260B**
Chlorobenzene	**101**	**(76 - 117)**			**SW846 8260B**
	98	**(76 - 117)**	**3.0**	**(0-20)**	**SW846 8260B**
1,1-Dichloroethene	**126**	**(62 - 130)**			**SW846 8260B**
	123	**(62 - 130)**	**2.6**	**(0-20)**	**SW846 8260B**
Toluene	**101**	**(70 - 119)**			**SW846 8260B**
	102	**(70 - 119)**	**0.63**	**(0-20)**	**SW846 8260B**
Trichloroethene	**98**	**(62 - 130)**			**SW846 8260B**
	95	**(62 - 130)**	**3.4**	**(0-20)**	**SW846 8260B**

SURROGATE	PERCENT RECOVERY	RECOVERY LIMITS
Dibromofluoromethane	98	(73 - 122)
	102	(73 - 122)
1,2-Dichloroethane-d4	104	(61 - 128)
	104	(61 - 128)
Toluene-d8	103	(76 - 110)
	103	(76 - 110)
4-Bromofluorobenzene	101	(74 - 116)
	101	(74 - 116)

NOTE(S):

Calculations are performed before rounding to avoid round-off errors in calculated results.

Bold print denotes control parameters

MATRIX SPIKE SAMPLE DATA REPORT

GC/MS Volatiles

Client Lot #...: 8H22130 **Work Order #...:** KV2AJ1AC-MS **Matrix.....:** WATER
MS Lot-Sample #: A8H290151-001 KV2AJ1AD-MSD
Date Sampled...: 08/28/08 10:35 **Date Received..:** 08/29/08
Prep Date.....: 09/04/08 **Analysis Date..:** 09/04/08
Prep Batch #...: 8249100
Dilution Factor: 55.56 **Initial Wgt/Vol:** 5 mL **Final Wgt/Vol..:** 5 mL

PARAMETER	SAMPLE AMOUNT	SPIKE AMT	MEASRD AMOUNT	UNITS	PERCNT RECVRY	RPD	METHOD
Benzene	**87**	**560**	**640**	**ug/L**	**99**		**SW846 8260B**
	87	**560**	**630**	**ug/L**	**98**	**1.1**	**SW846 8260B**
Chlorobenzene	**ND**	**560**	**560**	**ug/L**	**101**		**SW846 8260B**
	ND	**560**	**550**	**ug/L**	**98**	**3.0**	**SW846 8260B**
1,1-Dichloroethene	**ND**	**560**	**700**	**ug/L**	**126**		**SW846 8260B**
	ND	**560**	**680**	**ug/L**	**123**	**2.6**	**SW846 8260B**
Toluene	**270**	**560**	**830**	**ug/L**	**101**		**SW846 8260B**
	270	**560**	**840**	**ug/L**	**102**	**0.63**	**SW846 8260B**
Trichloroethene	**ND**	**560**	**550**	**ug/L**	**98**		**SW846 8260B**
	ND	**560**	**530**	**ug/L**	**95**	**3.4**	**SW846 8260B**

SURROGATE	PERCENT RECOVERY	RECOVERY LIMITS
Dibromofluoromethane	98	(73 - 122)
	102	(73 - 122)
1,2-Dichloroethane-d4	104	(61 - 128)
	104	(61 - 128)
Toluene-d8	103	(76 - 110)
	103	(76 - 110)
4-Bromofluorobenzene	101	(74 - 116)
	101	(74 - 116)

NOTE(S):

Calculations are performed before rounding to avoid round-off errors in calculated results.

Bold print denotes control parameters

TestAmerica

THE LEADER IN ENVIRONMENTAL TESTING

GCMS SEMIVOLATILE DATA

Tetra Tech NUS, Inc

Client Sample ID: DMW-14I-082508

GC/MS Semivolatiles

Lot-Sample #...:	A8H260119-005	**Work Order #...:**	KVRCG1CM	**Matrix.....:**	WG
Date Sampled...:	08/25/08 12:55	**Date Received..:**	08/26/08		
Prep Date.....:	08/26/08	**Analysis Date..:**	09/03/08		
Prep Batch #...:	8239354				
Dilution Factor:	1	**Initial Wgt/Vol:**	1020 mL	**Final Wgt/Vol..:**	2 mL
		Method.....:	SW846 8270C		

PARAMETER	RESULT	REPORTING LIMIT	UNITS	MDL
1,4-Dioxane	**32**	**1.0**	**ug/L**	**0.49**

SURROGATE	PERCENT RECOVERY	RECOVERY LIMITS
Nitrobenzene-d5	65	(27 - 111)
2-Fluorobiphenyl	41	(28 - 110)
Terphenyl-d14	91	(37 - 119)
Phenol-d5	27	(10 - 110)
2-Fluorophenol	44	(10 - 110)
2,4,6-Tribromophenol	87	(22 - 120)

Tetra Tech NUS, Inc

Client Sample ID: DMW-16D-082508

GC/MS Semivolatiles

Lot-Sample #...:	A8H260119-003	**Work Order #...:**	KVRA71CL	**Matrix.....:**	WG
Date Sampled...:	08/25/08 11:25	**Date Received..:**	08/26/08		
Prep Date.....:	08/26/08	**Analysis Date..:**	09/03/08		
Prep Batch #...:	8239354				
Dilution Factor:	1	**Initial Wgt/Vol:**	990 mL	**Final Wgt/Vol..:**	2 mL
		Method.....:	SW846 8270C		

PARAMETER	RESULT	REPORTING LIMIT	UNITS	MDL
1,4-Dioxane	ND	1.0	ug/L	0.49

SURROGATE	PERCENT RECOVERY	RECOVERY LIMITS
Nitrobenzene-d5	52	(27 - 111)
2-Fluorobiphenyl	39	(28 - 110)
Terphenyl-d14	79	(37 - 119)
Phenol-d5	20	(10 - 110)
2-Fluorophenol	33	(10 - 110)
2,4,6-Tribromophenol	69	(22 - 120)

Tetra Tech NUS, Inc

Client Sample ID: DMW-16I-082108

GC/MS Semivolatiles

Lot-Sample #...: A8H220130-003 **Work Order #...:** KVLF91DW **Matrix.....:** WG
Date Sampled...: 08/21/08 12:10 **Date Received..:** 08/22/08
Prep Date.....: 08/25/08 **Analysis Date..:** 08/28/08
Prep Batch #...: 8238042
Dilution Factor: 1 **Initial Wgt/Vol:** 1000 mL **Final Wgt/Vol..:** 2 mL
Method.....: SW846 8270C

PARAMETER	RESULT	REPORTING LIMIT	UNITS	MDL
1,4-Dioxane	ND	1.0	ug/L	0.49

SURROGATE	PERCENT RECOVERY	RECOVERY LIMITS
Nitrobenzene-d5	63	(27 - 111)
2-Fluorobiphenyl	57	(28 - 110)
Terphenyl-d14	79	(37 - 119)
Phenol-d5	60	(10 - 110)
2-Fluorophenol	61	(10 - 110)
2,4,6-Tribromophenol	66	(22 - 120)

Tetra Tech NUS, Inc

Client Sample ID: DMW-16S-082108

GC/MS Semivolatiles

Lot-Sample #...:	A8H220130-005	**Work Order #...:**	KVLGM1D1	**Matrix.....:**	WG
Date Sampled...:	08/21/08 14:45	**Date Received..:**	08/22/08		
Prep Date.....:	08/25/08	**Analysis Date..:**	08/29/08		
Prep Batch #...:	8238042				
Dilution Factor:	25	**Initial Wgt/Vol:**	1050 mL	**Final Wgt/Vol..:**	2 mL
		Method.....:	SW846 8270C		

PARAMETER	RESULT	REPORTING LIMIT	UNITS	MDL
1,4-Dioxane	**590**	**25**	**ug/L**	**12**

SURROGATE	PERCENT RECOVERY	RECOVERY LIMITS
Nitrobenzene-d5	72 DIL	(27 - 111)
2-Fluorobiphenyl	67 DIL	(28 - 110)
Terphenyl-d14	85 DIL	(37 - 119)
Phenol-d5	68 DIL	(10 - 110)
2-Fluorophenol	69 DIL	(10 - 110)
2,4,6-Tribromophenol	0.0 DIL,*	(22 - 120)

NOTE(S):

DIL The concentration is estimated or not reported due to dilution or the presence of interfering analytes.

* Surrogate recovery is outside stated control limits.

Tetra Tech NUS, Inc

Client Sample ID: DMW-2S-082108

GC/MS Semivolatiles

Lot-Sample #...: A8H220130-006 **Work Order #...:** KVLHC1DW **Matrix.....:** WG
Date Sampled...: 08/21/08 15:10 **Date Received..:** 08/22/08
Prep Date.....: 08/25/08 **Analysis Date..:** 08/29/08
Prep Batch #...: 8238042
Dilution Factor: 5 **Initial Wgt/Vol:** 1050 mL **Final Wgt/Vol..:** 2 mL
Method.....: SW846 8270C

PARAMETER	RESULT	REPORTING LIMIT	UNITS	MDL
1,4-Dioxane	**180**	**5.0**	**ug/L**	**2.4**

SURROGATE	PERCENT RECOVERY	RECOVERY LIMITS
Nitrobenzene-d5	56 DIL	(27 - 111)
2-Fluorobiphenyl	56 DIL	(28 - 110)
Terphenyl-d14	98 DIL	(37 - 119)
Phenol-d5	56 DIL	(10 - 110)
2-Fluorophenol	55 DIL	(10 - 110)
2,4,6-Tribromophenol	71 DIL	(22 - 120)

NOTE(S):

DIL The concentration is estimated or not reported due to dilution or the presence of interfering analytes.

Tetra Tech NUS, Inc

Client Sample ID: DMW-4D-082508

GC/MS Semivolatiles

Lot-Sample #...:	A8H260119-004	**Work Order #...:**	KVRCD1CM	**Matrix.....:**	WG
Date Sampled...:	08/25/08 12:13	**Date Received..:**	08/26/08		
Prep Date.....:	08/26/08	**Analysis Date..:**	09/03/08		
Prep Batch #...:	8239354				
Dilution Factor:	1	**Initial Wgt/Vol:**	1020 mL	**Final Wgt/Vol..:**	2 mL
		Method.....:	SW846 8270C		

PARAMETER	RESULT	REPORTING LIMIT	UNITS	MDL
1,4-Dioxane	**8.3**	**1.0**	**ug/L**	**0.49**

SURROGATE	PERCENT RECOVERY	RECOVERY LIMITS
Nitrobenzene-d5	39	(27 - 111)
2-Fluorobiphenyl	26 *	(28 - 110)
Terphenyl-d14	73	(37 - 119)
Phenol-d5	13	(10 - 110)
2-Fluorophenol	20	(10 - 110)
2,4,6-Tribromophenol	67	(22 - 120)

NOTE(S):

* Surrogate recovery is outside stated control limits.

Tetra Tech NUS, Inc

Client Sample ID: DMW-4I-082508

GC/MS Semivolatiles

Lot-Sample #...: A8H260119-002 **Work Order #...:** KVRA61CM **Matrix.....:** WG
Date Sampled...: 08/25/08 10:57 **Date Received..:** 08/26/08
Prep Date.....: 08/26/08 **Analysis Date..:** 09/03/08
Prep Batch #...: 8239354
Dilution Factor: 1 **Initial Wgt/Vol:** 1030 mL **Final Wgt/Vol..:** 2 mL
Method.....: SW846 8270C

PARAMETER	RESULT	REPORTING LIMIT	UNITS	MDL
1,4-Dioxane	**26**	**1.0**	**ug/L**	**0.49**

SURROGATE	PERCENT RECOVERY	RECOVERY LIMITS
Nitrobenzene-d5	69	(27 - 111)
2-Fluorobiphenyl	46	(28 - 110)
Terphenyl-d14	93	(37 - 119)
Phenol-d5	27	(10 - 110)
2-Fluorophenol	43	(10 - 110)
2,4,6-Tribromophenol	88	(22 - 120)

Tetra Tech NUS, Inc

Client Sample ID: DMW-4S-082508

GC/MS Semivolatiles

Lot-Sample #...: A8H260119-006 **Work Order #...:** KVRCJ1CM **Matrix.....:** WG
Date Sampled...: 08/25/08 14:45 **Date Received..:** 08/26/08
Prep Date.....: 08/26/08 **Analysis Date..:** 09/03/08
Prep Batch #...: 8239354
Dilution Factor: 1 **Initial Wgt/Vol:** 1030 mL **Final Wgt/Vol..:** 2 mL
Method.....: SW846 8270C

PARAMETER	RESULT	REPORTING LIMIT	UNITS	MDL
1,4-Dioxane	**15**	**1.0**	**ug/L**	**0.49**

SURROGATE	PERCENT RECOVERY	RECOVERY LIMITS
Nitrobenzene-d5	57	(27 - 111)
2-Fluorobiphenyl	40	(28 - 110)
Terphenyl-d14	89	(37 - 119)
Phenol-d5	24	(10 - 110)
2-Fluorophenol	36	(10 - 110)
2,4,6-Tribromophenol	80	(22 - 120)

Tetra Tech NUS, Inc

Client Sample ID: DMW-5D-082108

GC/MS Semivolatiles

Lot-Sample #...: A8H220130-004 **Work Order #...:** KVLGG1DW **Matrix.....:** WG
Date Sampled...: 08/21/08 13:05 **Date Received..:** 08/22/08
Prep Date.....: 08/25/08 **Analysis Date..:** 08/28/08
Prep Batch #...: 8238042
Dilution Factor: 1 **Initial Wgt/Vol:** 1040 mL **Final Wgt/Vol..:** 2 mL
Method.....: SW846 8270C

PARAMETER	RESULT	REPORTING LIMIT	UNITS	MDL
1,4-Dioxane	ND	1.0	ug/L	0.49

SURROGATE	PERCENT RECOVERY	RECOVERY LIMITS
Nitrobenzene-d5	59	(27 - 111)
2-Fluorobiphenyl	54	(28 - 110)
Terphenyl-d14	91	(37 - 119)
Phenol-d5	59	(10 - 110)
2-Fluorophenol	59	(10 - 110)
2,4,6-Tribromophenol	67	(22 - 120)

Tetra Tech NUS, Inc

Client Sample ID: DMW-5I-082608

GC/MS Semivolatiles

Lot-Sample #...:	A8H270116-002	**Work Order #...:**	KVVGX1CM	**Matrix.....:**	WG
Date Sampled...:	08/26/08 10:37	**Date Received..:**	08/27/08		
Prep Date.....:	08/27/08	**Analysis Date..:**	09/02/08		
Prep Batch #...:	8240407				
Dilution Factor:	1	**Initial Wgt/Vol:**	1050 mL	**Final Wgt/Vol..:**	2 mL
		Method.....:	SW846 8270C		

PARAMETER	RESULT	REPORTING LIMIT	UNITS	MDL
1,4-Dioxane	**1.4**	**1.0**	**ug/L**	**0.49**

SURROGATE	PERCENT RECOVERY	RECOVERY LIMITS
Nitrobenzene-d5	63	(27 - 111)
2-Fluorobiphenyl	58	(28 - 110)
Terphenyl-d14	91	(37 - 119)
Phenol-d5	19	(10 - 110)
2-Fluorophenol	34	(10 - 110)
2,4,6-Tribromophenol	75	(22 - 120)

Tetra Tech NUS, Inc

Client Sample ID: DMW-5S-082608

GC/MS Semivolatiles

Lot-Sample #...:	A8H270116-003	**Work Order #...:**	KVVG41CM	**Matrix.....:**	WG
Date Sampled...:	08/26/08 12:23	**Date Received..:**	08/27/08		
Prep Date.....:	08/27/08	**Analysis Date..:**	09/02/08		
Prep Batch #...:	8240407				
Dilution Factor:	1	**Initial Wgt/Vol:**	1030 mL	**Final Wgt/Vol..:**	2 mL
		Method.....:	SW846 8270C		

PARAMETER	RESULT	REPORTING LIMIT	UNITS	MDL
1,4-Dioxane	**6.7**	**1.0**	**ug/L**	**0.49**

SURROGATE	PERCENT RECOVERY	RECOVERY LIMITS
Nitrobenzene-d5	62	(27 - 111)
2-Fluorobiphenyl	59	(28 - 110)
Terphenyl-d14	99	(37 - 119)
Phenol-d5	20	(10 - 110)
2-Fluorophenol	35	(10 - 110)
2,4,6-Tribromophenol	79	(22 - 120)

Tetra Tech NUS, Inc

Client Sample ID: DMW-6S-082108

GC/MS Semivolatiles

Lot-Sample #...:	A8H220130-002	**Work Order #...:**	KVLF01DW	**Matrix.....:**	WG
Date Sampled...:	08/21/08 11:30	**Date Received..:**	08/22/08		
Prep Date.....:	08/25/08	**Analysis Date..:**	08/28/08		
Prep Batch #...:	8238042				
Dilution Factor:	1	**Initial Wgt/Vol:**	1050 mL	**Final Wgt/Vol..:**	2 mL
		Method.....:	SW846 8270C		

PARAMETER	RESULT	REPORTING LIMIT	UNITS	MDL
1,4-Dioxane	**0.63 J**	**1.0**	**ug/L**	**0.49**

SURROGATE	PERCENT RECOVERY	RECOVERY LIMITS
Nitrobenzene-d5	77	(27 - 111)
2-Fluorobiphenyl	70	(28 - 110)
Terphenyl-d14	94	(37 - 119)
Phenol-d5	74	(10 - 110)
2-Fluorophenol	76	(10 - 110)
2,4,6-Tribromophenol	87	(22 - 120)

NOTE(S):

J Estimated result. Result is less than RL.

Tetra Tech NUS, Inc

Client Sample ID: DMW-9D-082208

GC/MS Semivolatiles

Lot-Sample #...: A8H230142-003 **Work Order #...:** KVNXT1D1 **Matrix.....:** WG
Date Sampled...: 08/22/08 12:35 **Date Received..:** 08/23/08
Prep Date.....: 08/25/08 **Analysis Date..:** 08/29/08
Prep Batch #...: 8238042
Dilution Factor: 4 **Initial Wgt/Vol:** 1050 mL **Final Wgt/Vol..:** 2 mL
Method.....: SW846 8270C

PARAMETER	RESULT	REPORTING LIMIT	UNITS	MDL
1,4-Dioxane	**110**	**4.0**	**ug/L**	**2.0**

SURROGATE	PERCENT RECOVERY	RECOVERY LIMITS
Nitrobenzene-d5	69 DIL	(27 - 111)
2-Fluorobiphenyl	62 DIL	(28 - 110)
Terphenyl-d14	86 DIL	(37 - 119)
Phenol-d5	64 DIL	(10 - 110)
2-Fluorophenol	63 DIL	(10 - 110)
2,4,6-Tribromophenol	68 DIL	(22 - 120)

NOTE(S):

DIL The concentration is estimated or not reported due to dilution or the presence of interfering analytes.

Tetra Tech NUS, Inc

Client Sample ID: DMW-9I-082208

GC/MS Semivolatiles

Lot-Sample #...:	A8H230142-002	**Work Order #...:**	KVNXF1DW	**Matrix.....:**	WG
Date Sampled...:	08/22/08 11:15	**Date Received..:**	08/23/08		
Prep Date.....:	08/25/08	**Analysis Date..:**	08/28/08		
Prep Batch #...:	8238042				
Dilution Factor:	5	**Initial Wgt/Vol:**	1050 mL	**Final Wgt/Vol..:**	2 mL
		Method.....:	SW846 8270C		

PARAMETER	RESULT	REPORTING LIMIT	UNITS	MDL
1,4-Dioxane	**230**	**5.0**	**ug/L**	**2.4**

SURROGATE	PERCENT RECOVERY	RECOVERY LIMITS
Nitrobenzene-d5	71 DIL	(27 - 111)
2-Fluorobiphenyl	68 DIL	(28 - 110)
Terphenyl-d14	93 DIL	(37 - 119)
Phenol-d5	66 DIL	(10 - 110)
2-Fluorophenol	71 DIL	(10 - 110)
2,4,6-Tribromophenol	80 DIL	(22 - 120)

NOTE(S):

DIL The concentration is estimated or not reported due to dilution or the presence of interfering analytes.

Tetra Tech NUS, Inc

Client Sample ID: DMW-9S-082208

GC/MS Semivolatiles

Lot-Sample #...:	A8H230142-004	**Work Order #...:**	KVNXV1D1	**Matrix.....:**	WG
Date Sampled...:	08/22/08 15:25	**Date Received..:**	08/23/08		
Prep Date.....:	08/25/08	**Analysis Date..:**	08/28/08		
Prep Batch #...:	8238042				
Dilution Factor:	2	**Initial Wgt/Vol:**	1050 mL	**Final Wgt/Vol..:**	2 mL
		Method.....:	SW846 8270C		

PARAMETER	RESULT	REPORTING LIMIT	UNITS	MDL
1,4-Dioxane	**42**	**2.0**	**ug/L**	**0.98**

SURROGATE	PERCENT RECOVERY	RECOVERY LIMITS
Nitrobenzene-d5	73 DIL	(27 - 111)
2-Fluorobiphenyl	69 DIL	(28 - 110)
Terphenyl-d14	94 DIL	(37 - 119)
Phenol-d5	74 DIL	(10 - 110)
2-Fluorophenol	84 DIL	(10 - 110)
2,4,6-Tribromophenol	85 DIL	(22 - 120)

NOTE(S):

DIL The concentration is estimated or not reported due to dilution or the presence of interfering analytes.

Tetra Tech NUS, Inc

Client Sample ID: MW-6-082608

GC/MS Semivolatiles

Lot-Sample #...: A8H270116-004 **Work Order #...:** KVVG61CM **Matrix.....:** WG
Date Sampled...: 08/26/08 15:10 **Date Received..:** 08/27/08
Prep Date.....: 08/27/08 **Analysis Date..:** 09/02/08
Prep Batch #...: 8240407
Dilution Factor: 1 **Initial Wgt/Vol:** 1040 mL **Final Wgt/Vol..:** 2 mL
Method.....: SW846 8270C

PARAMETER	RESULT	REPORTING LIMIT	UNITS	MDL
1,4-Dioxane	ND	1.0	ug/L	0.49

SURROGATE	PERCENT RECOVERY	RECOVERY LIMITS
Nitrobenzene-d5	69	(27 - 111)
2-Fluorobiphenyl	65	(28 - 110)
Terphenyl-d14	88	(37 - 119)
Phenol-d5	19	(10 - 110)
2-Fluorophenol	33	(10 - 110)
2,4,6-Tribromophenol	86	(22 - 120)

LABORATORY CONTROL SAMPLE EVALUATION REPORT

GC/MS Semivolatiles

Client Lot #...: 8H22130 **Work Order #...:** KVPJJ1AC-LCS **Matrix.....:** WATER
LCS Lot-Sample#: A8H250000-042 KVPJJ1AD-LCSD
Prep Date.....: 08/25/08 **Analysis Date..:** 08/28/08
Prep Batch #...: 8238042
Dilution Factor: 1 **Final Wgt/Vol..:** 2 mL
Initial Wgt/Vol: 1000 mL

PARAMETER	PERCENT RECOVERY	RECOVERY LIMITS	RPD	RPD LIMITS	METHOD
1,2,4-Trichloro-benzene	60	(25 - 110)			SW846 8270C
	53	(25 - 110)	11	(0-30)	SW846 8270C
Acenaphthene	75	(40 - 110)			SW846 8270C
	72	(40 - 110)	5.1	(0-30)	SW846 8270C
2,4-Dinitrotoluene	80	(52 - 123)			SW846 8270C
	79	(52 - 123)	0.32	(0-30)	SW846 8270C
Pyrene	80	(55 - 120)			SW846 8270C
	84	(55 - 120)	4.8	(0-30)	SW846 8270C
N-Nitrosodi-n-propyl-amine	73	(37 - 121)			SW846 8270C
	72	(37 - 121)	2.3	(0-30)	SW846 8270C
1,4-Dichlorobenzene	52	(19 - 110)			SW846 8270C
	51	(19 - 110)	1.4	(0-30)	SW846 8270C
Pentachlorophenol	73	(26 - 110)			SW846 8270C
	76	(26 - 110)	4.2	(0-30)	SW846 8270C
Phenol	69	(14 - 112)			SW846 8270C
	67	(14 - 112)	3.0	(0-30)	SW846 8270C
2-Chlorophenol	72	(27 - 110)			SW846 8270C
	71	(27 - 110)	1.2	(0-30)	SW846 8270C
4-Chloro-3-methylphenol	68	(39 - 110)			SW846 8270C
	68	(39 - 110)	0.13	(0-30)	SW846 8270C
4-Nitrophenol	71	(12 - 130)			SW846 8270C
	73	(12 - 130)	2.5	(0-30)	SW846 8270C

SURROGATE	PERCENT RECOVERY	RECOVERY LIMITS
Nitrobenzene-d5	78	(27 - 111)
	71	(27 - 111)
2-Fluorobiphenyl	74	(28 - 110)
	65	(28 - 110)
Terphenyl-d14	97	(37 - 119)
	93	(37 - 119)
Phenol-d5	72	(10 - 110)
	66	(10 - 110)
2-Fluorophenol	77	(10 - 110)
	69	(10 - 110)

(Continued on next page)

LABORATORY CONTROL SAMPLE EVALUATION REPORT

GC/MS Semivolatiles

Client Lot #...: 8H22130 **Work Order #...:** KVPJJ1AC-LCS **Matrix.....:** WATER
LCS Lot-Sample#: A8H250000-042 KVPJJ1AD-LCSD

SURROGATE	PERCENT RECOVERY	RECOVERY LIMITS
2,4,6-Tribromophenol	81	(22 - 120)
	77	(22 - 120)

NOTE(S):

Calculations are performed before rounding to avoid round-off errors in calculated results.

Bold print denotes control parameters

LABORATORY CONTROL SAMPLE DATA REPORT

GC/MS Semivolatiles

Client Lot #...: 8H22130 **Work Order #...:** KVPJJ1AC-LCS **Matrix.....:** WATER
LCS Lot-Sample#: A8H250000-042 KVPJJ1AD-LCSD
Prep Date.....: 08/25/08 **Analysis Date..:** 08/28/08
Prep Batch #...: 8238042
Dilution Factor: 1 **Final Wgt/Vol..:** 2 mL
Initial Wgt/Vol: 1000 mL

PARAMETER	SPIKE AMOUNT	MEASURED AMOUNT	UNITS	PERCENT RECOVERY	RPD	METHOD
1,2,4-Trichloro-benzene	20	12	ug/L	60		SW846 8270C
	20	11	ug/L	53	11	SW846 8270C
Acenaphthene	20	15	ug/L	75		SW846 8270C
	20	14	ug/L	72	5.1	SW846 8270C
2,4-Dinitrotoluene	20	16	ug/L	80		SW846 8270C
	20	16	ug/L	79	0.32	SW846 8270C
Pyrene	20	16	ug/L	80		SW846 8270C
	20	17	ug/L	84	4.8	SW846 8270C
N-Nitrosodi-n-propyl-amine	20	15	ug/L	73		SW846 8270C
	20	14	ug/L	72	2.3	SW846 8270C
1,4-Dichlorobenzene	20	10	ug/L	52		SW846 8270C
	20	10	ug/L	51	1.4	SW846 8270C
Pentachlorophenol	20	15	ug/L	73		SW846 8270C
	20	15	ug/L	76	4.2	SW846 8270C
Phenol	20	14	ug/L	69		SW846 8270C
	20	13	ug/L	67	3.0	SW846 8270C
2-Chlorophenol	20	14	ug/L	72		SW846 8270C
	20	14	ug/L	71	1.2	SW846 8270C
4-Chloro-3-methylphenol	20	14	ug/L	68		SW846 8270C
	20	14	ug/L	68	0.13	SW846 8270C
4-Nitrophenol	20	14	ug/L	71		SW846 8270C
	20	15	ug/L	73	2.5	SW846 8270C

SURROGATE	PERCENT RECOVERY	RECOVERY LIMITS
Nitrobenzene-d5	78	(27 - 111)
	71	(27 - 111)
2-Fluorobiphenyl	74	(28 - 110)
	65	(28 - 110)
Terphenyl-d14	97	(37 - 119)
	93	(37 - 119)
Phenol-d5	72	(10 - 110)
	66	(10 - 110)
2-Fluorophenol	77	(10 - 110)
	69	(10 - 110)

(Continued on next page)

LABORATORY CONTROL SAMPLE DATA REPORT

GC/MS Semivolatiles

Client Lot #...: 8H22130 **Work Order #...:** KVPJJ1AC-LCS **Matrix.....:** WATER
LCS Lot-Sample#: A8H250000-042 KVPJJ1AD-LCSD

SURROGATE	PERCENT RECOVERY	RECOVERY LIMITS
2,4,6-Tribromophenol	81	(22 - 120)
	77	(22 - 120)

NOTE(S):

Calculations are performed before rounding to avoid round-off errors in calculated results.

Bold print denotes control parameters

LABORATORY CONTROL SAMPLE EVALUATION REPORT

GC/MS Semivolatiles

Client Lot #...: 8H22130 **Work Order #...:** KVR471AC-LCS **Matrix.....:** WATER
LCS Lot-Sample#: A8H260000-354 KVR471AD-LCSD
Prep Date.....: 08/26/08 **Analysis Date..:** 08/29/08
Prep Batch #...: 8239354
Dilution Factor: 1 **Final Wgt/Vol..:** 2 mL
Initial Wgt/Vol: 1000 mL

PARAMETER	PERCENT RECOVERY	RECOVERY LIMITS	RPD	RPD LIMITS	METHOD
1,2,4-Trichloro-benzene	49	(25 - 110)			SW846 8270C
	60	(25 - 110)	21	(0-30)	SW846 8270C
Acenaphthene	62	(40 - 110)			SW846 8270C
	72	(40 - 110)	15	(0-30)	SW846 8270C
2,4-Dinitrotoluene	72	(52 - 123)			SW846 8270C
	86	(52 - 123)	18	(0-30)	SW846 8270C
Pyrene	74	(55 - 120)			SW846 8270C
	89	(55 - 120)	18	(0-30)	SW846 8270C
N-Nitrosodi-n-propyl-amine	61	(37 - 121)			SW846 8270C
	77	(37 - 121)	23	(0-30)	SW846 8270C
1,4-Dichlorobenzene	41	(19 - 110)			SW846 8270C
	57 p	(19 - 110)	33	(0-30)	SW846 8270C
Pentachlorophenol	64	(26 - 110)			SW846 8270C
	82	(26 - 110)	24	(0-30)	SW846 8270C
Phenol	41	(14 - 112)			SW846 8270C
	49	(14 - 112)	17	(0-30)	SW846 8270C
2-Chlorophenol	58	(27 - 110)			SW846 8270C
	74	(27 - 110)	24	(0-30)	SW846 8270C
4-Chloro-3-methylphenol	60	(39 - 110)			SW846 8270C
	75	(39 - 110)	22	(0-30)	SW846 8270C
4-Nitrophenol	44	(12 - 130)			SW846 8270C
	53	(12 - 130)	18	(0-30)	SW846 8270C

SURROGATE	PERCENT RECOVERY	RECOVERY LIMITS
Nitrobenzene-d5	59	(27 - 111)
	70	(27 - 111)
2-Fluorobiphenyl	59	(28 - 110)
	62	(28 - 110)
Terphenyl-d14	87	(37 - 119)
	90	(37 - 119)
Phenol-d5	42	(10 - 110)
	48	(10 - 110)
2-Fluorophenol	53	(10 - 110)
	63	(10 - 110)

(Continued on next page)

LABORATORY CONTROL SAMPLE EVALUATION REPORT

GC/MS Semivolatiles

Client Lot #...: 8H22130 **Work Order #...:** KVR471AC-LCS **Matrix.....:** WATER
LCS Lot-Sample#: A8H260000-354 KVR471AD-LCSD

SURROGATE	PERCENT RECOVERY	RECOVERY LIMITS
2,4,6-Tribromophenol	70	(22 - 120)
	79	(22 - 120)

NOTE(S):

Calculations are performed before rounding to avoid round-off errors in calculated results.

Bold print denotes control parameters

p Relative percent difference (RPD) is outside stated control limits.

LABORATORY CONTROL SAMPLE DATA REPORT

GC/MS Semivolatiles

Client Lot #...: 8H22130 **Work Order #...:** KVR471AC-LCS **Matrix.....:** WATER
LCS Lot-Sample#: A8H260000-354 KVR471AD-LCSD
Prep Date.....: 08/26/08 **Analysis Date..:** 08/29/08
Prep Batch #...: 8239354
Dilution Factor: 1 **Final Wgt/Vol..:** 2 mL
Initial Wgt/Vol: 1000 mL

PARAMETER	SPIKE AMOUNT	MEASURED AMOUNT	UNITS	PERCENT RECOVERY	RPD	METHOD
1,2,4-Trichloro-benzene	20	9.8	ug/L	49		SW846 8270C
	20	12	ug/L	60	21	SW846 8270C
Acenaphthene	20	12	ug/L	62		SW846 8270C
	20	14	ug/L	72	15	SW846 8270C
2,4-Dinitrotoluene	20	14	ug/L	72		SW846 8270C
	20	17	ug/L	86	18	SW846 8270C
Pyrene	20	15	ug/L	74		SW846 8270C
	20	18	ug/L	89	18	SW846 8270C
N-Nitrosodi-n-propyl-amine	20	12	ug/L	61		SW846 8270C
	20	15	ug/L	77	23	SW846 8270C
1,4-Dichlorobenzene	20	8.2	ug/L	41		SW846 8270C
	20	11 p	ug/L	57	33	SW846 8270C
Pentachlorophenol	20	13	ug/L	64		SW846 8270C
	20	16	ug/L	82	24	SW846 8270C
Phenol	20	8.3	ug/L	41		SW846 8270C
	20	9.8	ug/L	49	17	SW846 8270C
2-Chlorophenol	20	12	ug/L	58		SW846 8270C
	20	15	ug/L	74	24	SW846 8270C
4-Chloro-3-methylphenol	20	12	ug/L	60		SW846 8270C
	20	15	ug/L	75	22	SW846 8270C
4-Nitrophenol	20	8.8	ug/L	44		SW846 8270C
	20	11	ug/L	53	18	SW846 8270C

SURROGATE	PERCENT RECOVERY	RECOVERY LIMITS
Nitrobenzene-d5	59	(27 - 111)
	70	(27 - 111)
2-Fluorobiphenyl	59	(28 - 110)
	62	(28 - 110)
Terphenyl-d14	87	(37 - 119)
	90	(37 - 119)
Phenol-d5	42	(10 - 110)
	48	(10 - 110)
2-Fluorophenol	53	(10 - 110)
	63	(10 - 110)

(Continued on next page)

LABORATORY CONTROL SAMPLE DATA REPORT

GC/MS Semivolatiles

Client Lot #...: 8H22130 **Work Order #...:** KVR471AC-LCS **Matrix.....:** WATER
LCS Lot-Sample#: A8H260000-354 KVR471AD-LCSD

SURROGATE	PERCENT RECOVERY	RECOVERY LIMITS
2,4,6-Tribromophenol	70	(22 - 120)
	79	(22 - 120)

NOTE(S):

Calculations are performed before rounding to avoid round-off errors in calculated results.

Bold print denotes control parameters

p Relative percent difference (RPD) is outside stated control limits.

LABORATORY CONTROL SAMPLE EVALUATION REPORT

GC/MS Semivolatiles

Client Lot #...: 8H22130 **Work Order #...:** KVWJX1AC-LCS **Matrix.....:** WATER
LCS Lot-Sample#: A8H270000-407 KVWJX1AD-LCSD
Prep Date.....: 08/27/08 **Analysis Date..:** 09/02/08
Prep Batch #...: 8240407
Dilution Factor: 1 **Final Wgt/Vol..:** 2 mL
Initial Wgt/Vol: 1000 mL

PARAMETER	PERCENT RECOVERY	RECOVERY LIMITS	RPD	RPD LIMITS	METHOD
1,2,4-Trichloro-benzene	74	(25 - 110)			SW846 8270C
	73	(25 - 110)	2.0	(0-30)	SW846 8270C
Acenaphthene	79	(40 - 110)			SW846 8270C
	79	(40 - 110)	0.27	(0-30)	SW846 8270C
2,4-Dinitrotoluene	86	(52 - 123)			SW846 8270C
	86	(52 - 123)	0.62	(0-30)	SW846 8270C
Pyrene	86	(55 - 120)			SW846 8270C
	87	(55 - 120)	1.9	(0-30)	SW846 8270C
N-Nitrosodi-n-propyl-amine	82	(37 - 121)			SW846 8270C
	80	(37 - 121)	2.4	(0-30)	SW846 8270C
1,4-Dichlorobenzene	70	(19 - 110)			SW846 8270C
	69	(19 - 110)	1.0	(0-30)	SW846 8270C
Pentachlorophenol	74	(26 - 110)			SW846 8270C
	68	(26 - 110)	7.7	(0-30)	SW846 8270C
Phenol	43	(14 - 112)			SW846 8270C
	43	(14 - 112)	0.48	(0-30)	SW846 8270C
2-Chlorophenol	77	(27 - 110)			SW846 8270C
	74	(27 - 110)	3.7	(0-30)	SW846 8270C
4-Chloro-3-methylphenol	79	(39 - 110)			SW846 8270C
	76	(39 - 110)	3.3	(0-30)	SW846 8270C
4-Nitrophenol	39	(12 - 130)			SW846 8270C
	38	(12 - 130)	0.67	(0-30)	SW846 8270C

SURROGATE	PERCENT RECOVERY	RECOVERY LIMITS
Nitrobenzene-d5	83	(27 - 111)
	77	(27 - 111)
2-Fluorobiphenyl	78	(28 - 110)
	76	(28 - 110)
Terphenyl-d14	101	(37 - 119)
	102	(37 - 119)
Phenol-d5	43	(10 - 110)
	42	(10 - 110)
2-Fluorophenol	62	(10 - 110)
	59	(10 - 110)

(Continued on next page)

LABORATORY CONTROL SAMPLE EVALUATION REPORT

GC/MS Semivolatiles

Client Lot #...: 8H22130 **Work Order #...:** KVWJX1AC-LCS **Matrix.....:** WATER
LCS Lot-Sample#: A8H270000-407 KVWJX1AD-LCSD

SURROGATE	PERCENT RECOVERY	RECOVERY LIMITS
2,4,6-Tribromophenol	91	(22 - 120)
	88	(22 - 120)

NOTE(S):

Calculations are performed before rounding to avoid round-off errors in calculated results.

Bold print denotes control parameters

LABORATORY CONTROL SAMPLE DATA REPORT

GC/MS Semivolatiles

Client Lot #...: 8H22130 Work Order #...: KVWJX1AC-LCS Matrix.....: WATER
LCS Lot-Sample#: A8H270000-407 KVWJX1AD-LCSD
Prep Date.....: 08/27/08 Analysis Date..: 09/02/08
Prep Batch #...: 8240407
Dilution Factor: 1 Final Wgt/Vol..: 2 mL
Initial Wgt/Vol: 1000 mL

PARAMETER	SPIKE AMOUNT	MEASURED AMOUNT	UNITS	PERCENT RECOVERY	RPD	METHOD
1,2,4-Trichloro-benzene	20	15	ug/L	74		SW846 8270C
	20	15	ug/L	73	2.0	SW846 8270C
Acenaphthene	20	16	ug/L	79		SW846 8270C
	20	16	ug/L	79	0.27	SW846 8270C
2,4-Dinitrotoluene	20	17	ug/L	86		SW846 8270C
	20	17	ug/L	86	0.62	SW846 8270C
Pyrene	20	17	ug/L	86		SW846 8270C
	20	17	ug/L	87	1.9	SW846 8270C
N-Nitrosodi-n-propyl-amine	20	16	ug/L	82		SW846 8270C
	20	16	ug/L	80	2.4	SW846 8270C
1,4-Dichlorobenzene	20	14	ug/L	70		SW846 8270C
	20	14	ug/L	69	1.0	SW846 8270C
Pentachlorophenol	20	15	ug/L	74		SW846 8270C
	20	14	ug/L	68	7.7	SW846 8270C
Phenol	20	8.6	ug/L	43		SW846 8270C
	20	8.5	ug/L	43	0.48	SW846 8270C
2-Chlorophenol	20	15	ug/L	77		SW846 8270C
	20	15	ug/L	74	3.7	SW846 8270C
4-Chloro-3-methylphenol	20	16	ug/L	79		SW846 8270C
	20	15	ug/L	76	3.3	SW846 8270C
4-Nitrophenol	20	7.7	ug/L	39		SW846 8270C
	20	7.7	ug/L	38	0.67	SW846 8270C

SURROGATE	PERCENT RECOVERY	RECOVERY LIMITS
Nitrobenzene-d5	83	(27 - 111)
	77	(27 - 111)
2-Fluorobiphenyl	78	(28 - 110)
	76	(28 - 110)
Terphenyl-d14	101	(37 - 119)
	102	(37 - 119)
Phenol-d5	43	(10 - 110)
	42	(10 - 110)
2-Fluorophenol	62	(10 - 110)
	59	(10 - 110)

(Continued on next page)

LABORATORY CONTROL SAMPLE DATA REPORT

GC/MS Semivolatiles

Client Lot #...: 8H22130 **Work Order #...:** KVWJX1AC-LCS **Matrix.....:** WATER
LCS Lot-Sample#: A8H270000-407 KVWJX1AD-LCSD

SURROGATE	PERCENT RECOVERY	RECOVERY LIMITS
2,4,6-Tribromophenol	91	(22 - 120)
	88	(22 - 120)

NOTE(S):

Calculations are performed before rounding to avoid round-off errors in calculated results.

Bold print denotes control parameters

APPENDIX C

SUPPORT DOCUMENTATION

HOLDTIME

SDG 8H22130

SORT	UNITS	NSAMPLE	LAB_ID	QC_TYPE	SAMP_DATE	EXTR_DATE	ANAL_DATE	SMP_EXTR	EXTR_ANL	SMP_ANL
HG	UG/L	DMW-9D-082208	A8H230142003	NM	8/22/2008	8/25/2008	8/27/2008	3	2	5
HG	UG/L	MW-6-082608	A8H270116004	NM	8/26/2008	8/28/2008	8/29/2008	2	1	3
HG	UG/L	DMW-9I-082208	A8H230142002	NM	8/22/2008	8/25/2008	8/27/2008	3	2	5
HG	UG/L	DMW-6S-082108	A8H220130002	NM	8/21/2008	8/25/2008	8/27/2008	4	2	6
HG	UG/L	DMW-5S-082608	A8H270116003	NM	8/26/2008	8/28/2008	8/29/2008	2	1	3
HG	UG/L	DMW-5I-082608	A8H270116002	NM	8/26/2008	8/28/2008	8/29/2008	2	1	3
HG	UG/L	DMW-5D-082108	A8H220130004	NM	8/21/2008	8/25/2008	8/27/2008	4	2	6
HG	UG/L	DMW-4S-082508	A8H260119006	NM	8/25/2008	8/27/2008	8/27/2008	2	0	2
HG	UG/L	DMW-4D-082508	A8H260119004	NM	8/25/2008	8/27/2008	8/27/2008	2	0	2
HG	UG/L	DMW-2S-082108	A8H220130006	NM	8/21/2008	8/25/2008	8/27/2008	4	2	6
HG	UG/L	DMW-16S-082108	A8H220130005	NM	8/21/2008	8/25/2008	8/27/2008	4	2	6
HG	UG/L	DMW-16I-082108	A8H220130003	NM	8/21/2008	8/25/2008	8/27/2008	4	2	6
HG	UG/L	DMW-16D-082508	A8H260119003	NM	8/25/2008	8/27/2008	8/27/2008	2	0	2
HG	UG/L	DMW-14I-082508	A8H260119005	NM	8/25/2008	8/27/2008	8/27/2008	2	0	2
HG	UG/L	DMW-4I-082508	A8H260119002	NM	8/25/2008	8/27/2008	8/27/2008	2	0	2

SORT	UNITS	NSAMPLE	LAB_ID	QC_TYPE	SAMP_DATE	EXTR_DATE	ANAL_DATE	SMP_EXTR	EXTR_ANL	SMP_ANL
HG	UG/L	DMW-9S-082208	A8H230142004	NM	8/22/2008	8/25/2008	8/27/2008	3	2	5
M	UG/L	DMW-4D-082508	A8H260119004	NM	8/25/2008	8/27/2008	9/4/2008	2	8	10
M	UG/L	DMW-5S-082608	A8H270116003	NM	8/26/2008	8/28/2008	8/30/2008	2	2	4
M	UG/L	DMW-5I-082608	A8H270116002	NM	8/26/2008	8/28/2008	9/3/2008	2	6	8
M	UG/L	DMW-5I-082608	A8H270116002	NM	8/26/2008	8/28/2008	9/2/2008	2	5	7
M	UG/L	DMW-5I-082608	A8H270116002	NM	8/26/2008	8/28/2008	8/30/2008	2	2	4
M	UG/L	DMW-5D-082108	A8H220130004	NM	8/21/2008	8/25/2008	9/4/2008	4	10	14
M	UG/L	DMW-4S-082508RE	A8H260119006	NM	8/25/2008	9/8/2008	9/8/2008	14	0	14
M	UG/L	DMW-4I-082508RE	A8H260119002	NM	8/25/2008	9/8/2008	9/8/2008	14	0	14
M	UG/L	DMW-4D-082508RE	A8H260119004	NM	8/25/2008	9/8/2008	9/8/2008	14	0	14
M	UG/L	DMW-5S-082608	A8H270116003	NM	8/26/2008	8/28/2008	9/2/2008	2	5	7
M	UG/L	MW-6-082608	A8H270116004	NM	8/26/2008	8/28/2008	8/30/2008	2	2	4
M	UG/L	DMW-4I-082508	A8H260119002	NM	8/25/2008	8/27/2008	9/4/2008	2	8	10
M	UG/L	DMW-5S-082608	A8H270116003	NM	8/26/2008	8/28/2008	9/3/2008	2	6	8
M	UG/L	DMW-6S-082108	A8H220130002	NM	8/21/2008	8/25/2008	9/3/2008	4	9	13
M	UG/L	DMW-6S-082108	A8H220130002	NM	8/21/2008	8/25/2008	9/4/2008	4	10	14
M	UG/L	DMW-9D-082208	A8H230142003	NM	8/22/2008	8/25/2008	9/3/2008	3	9	12
M	UG/L	DMW-9D-082208	A8H230142003	NM	8/22/2008	8/25/2008	9/4/2008	3	10	13

SORT	UNITS	NSAMPLE	LAB_ID	QC_TYPE	SAMP_DATE	EXTR_DATE	ANAL_DATE	SMP_EXTR	EXTR_ANL	SMP_ANL
M	UG/L	DMW-9I-082208	A8H230142002	NM	8/22/2008	8/25/2008	9/3/2008	3	9	12
M	UG/L	DMW-9I-082208	A8H230142002	NM	8/22/2008	8/25/2008	9/4/2008	3	10	13
M	UG/L	DMW-2S-082108	A8H220130006	NM	8/21/2008	8/25/2008	9/4/2008	4	10	14
M	UG/L	DMW-9S-082208	A8H230142004	NM	8/22/2008	8/25/2008	9/4/2008	3	10	13
M	UG/L	DMW-4S-082508	A8H260119006	NM	8/25/2008	8/27/2008	9/4/2008	2	8	10
M	UG/L	MW-6-082608	A8H270116004	NM	8/26/2008	8/28/2008	9/2/2008	2	5	7
M	UG/L	MW-6-082608DL	A8H270116004	NM	8/26/2008	8/28/2008	9/4/2008	2	7	9
M	UG/L	DMW-9S-082208	A8H230142004	NM	8/22/2008	8/25/2008	9/3/2008	3	9	12
M	UG/L	DMW-2S-082108	A8H220130006	NM	8/21/2008	8/25/2008	9/3/2008	4	9	13
M	UG/L	DMW-14I-082508RE	A8H260119005	NM	8/25/2008	9/8/2008	9/8/2008	14	0	14
M	UG/L	DMW-16D-082508	A8H260119003	NM	8/25/2008	8/27/2008	9/4/2008	2	8	10
M	UG/L	DMW-5D-082108	A8H220130004	NM	8/21/2008	8/25/2008	9/3/2008	4	9	13
M	UG/L	DMW-16D-082508RE	A8H260119003	NM	8/25/2008	9/8/2008	9/8/2008	14	0	14
M	UG/L	DMW-16I-082108	A8H220130003	NM	8/21/2008	8/25/2008	9/3/2008	4	9	13
M	UG/L	DMW-16I-082108	A8H220130003	NM	8/21/2008	8/25/2008	9/4/2008	4	10	14
M	UG/L	DMW-16S-082108	A8H220130005	NM	8/21/2008	8/25/2008	9/3/2008	4	9	13
M	UG/L	DMW-16S-082108	A8H220130005	NM	8/21/2008	8/25/2008	9/4/2008	4	10	14
M	UG/L	DMW-14I-082508	A8H260119005	NM	8/25/2008	8/27/2008	9/4/2008	2	8	10

SORT	UNITS	NSAMPLE	LAB_ID	QC_TYPE	SAMP_DATE	EXTR_DATE	ANAL_DATE	SMP_EXTR	EXTR_ANL	SMP_ANL
HGF	UG/L	DMW-4S-082508	A8H260119006	NM	8/25/2008	8/27/2008	8/27/2008	2	0	2
HGF	UG/L	DMW-5D-082108	A8H220130004	NM	8/21/2008	8/25/2008	8/27/2008	4	2	6
HGF	UG/L	DMW-14I-082508	A8H260119005	NM	8/25/2008	8/27/2008	8/27/2008	2	0	2
HGF	UG/L	DMW-16D-082508	A8H260119003	NM	8/25/2008	8/27/2008	8/27/2008	2	0	2
HGF	UG/L	DMW-16I-082108	A8H220130003	NM	8/21/2008	8/25/2008	8/27/2008	4	2	6
HGF	UG/L	DMW-16S-082108	A8H220130005	NM	8/21/2008	8/25/2008	8/27/2008	4	2	6
HGF	UG/L	DMW-2S-082108	A8H220130006	NM	8/21/2008	8/25/2008	8/27/2008	4	2	6
HGF	UG/L	DMW-4I-082508	A8H260119002	NM	8/25/2008	8/27/2008	8/27/2008	2	0	2
HGF	UG/L	DMW-5S-082608	A8H270116003	NM	8/26/2008	8/28/2008	8/29/2008	2	1	3
HGF	UG/L	DMW-6S-082108	A8H220130002	NM	8/21/2008	8/25/2008	8/27/2008	4	2	6
HGF	UG/L	DMW-9D-082208	A8H230142003	NM	8/22/2008	8/25/2008	8/27/2008	3	2	5
HGF	UG/L	DMW-9I-082208	A8H230142002	NM	8/22/2008	8/25/2008	8/27/2008	3	2	5
HGF	UG/L	DMW-9S-082208	A8H230142004	NM	8/22/2008	8/25/2008	8/27/2008	3	2	5
HGF	UG/L	MW-6-082608	A8H270116004	NM	8/26/2008	8/28/2008	8/29/2008	2	1	3
HGF	UG/L	DMW-5I-082608	A8H270116002	NM	8/26/2008	8/28/2008	8/29/2008	2	1	3
HGF	UG/L	DMW-4D-082508	A8H260119004	NM	8/25/2008	8/27/2008	8/27/2008	2	0	2
MF	UG/L	DMW-9D-082208	A8H230142003	NM	8/22/2008	8/25/2008	9/4/2008	3	10	13
MF	UG/L	DMW-5D-082108	A8H220130004	NM	8/21/2008	8/25/2008	9/4/2008	4	10	14

SORT	UNITS	NSAMPLE	LAB_ID	QC_TYPE	SAMP_DATE	EXTR_DATE	ANAL_DATE	SMP_EXTR	EXTR_ANL	SMP_ANL
MF	UG/L	DMW-5I-082608	A8H270116002	NM	8/26/2008	8/28/2008	8/30/2008	2	2	4
MF	UG/L	DMW-5I-082608	A8H270116002	NM	8/26/2008	8/28/2008	9/2/2008	2	5	7
MF	UG/L	DMW-5I-082608	A8H270116002	NM	8/26/2008	8/28/2008	9/3/2008	2	6	8
MF	UG/L	DMW-5S-082608	A8H270116003	NM	8/26/2008	8/28/2008	8/30/2008	2	2	4
MF	UG/L	DMW-5S-082608	A8H270116003	NM	8/26/2008	8/28/2008	9/2/2008	2	5	7
MF	UG/L	DMW-5S-082608	A8H270116003	NM	8/26/2008	8/28/2008	9/3/2008	2	6	8
MF	UG/L	DMW-6S-082108	A8H220130002	NM	8/21/2008	8/25/2008	9/3/2008	4	9	13
MF	UG/L	DMW-6S-082108	A8H220130002	NM	8/21/2008	8/25/2008	9/4/2008	4	10	14
MF	UG/L	DMW-9I-082208	A8H230142002	NM	8/22/2008	8/25/2008	9/4/2008	3	10	13
MF	UG/L	DMW-9I-082208	A8H230142002	NM	8/22/2008	8/25/2008	9/3/2008	3	9	12
MF	UG/L	DMW-5D-082108	A8H220130004	NM	8/21/2008	8/25/2008	9/3/2008	4	9	13
MF	UG/L	DMW-14I-082508	A8H260119005	NM	8/25/2008	8/27/2008	9/4/2008	2	8	10
MF	UG/L	DMW-9D-082208	A8H230142003	NM	8/22/2008	8/25/2008	9/3/2008	3	9	12
MF	UG/L	DMW-4S-082508RE	A8H260119006	NM	8/25/2008	9/8/2008	9/8/2008	14	0	14
MF	UG/L	DMW-4S-082508	A8H260119006	NM	8/25/2008	8/27/2008	9/4/2008	2	8	10
MF	UG/L	DMW-4I-082508RE	A8H260119002	NM	8/25/2008	9/8/2008	9/8/2008	14	0	14
MF	UG/L	DMW-4D-082508RE	A8H260119004	NM	8/25/2008	9/8/2008	9/8/2008	14	0	14
MF	UG/L	DMW-2S-082108	A8H220130006	NM	8/21/2008	8/25/2008	9/4/2008	4	10	14

SORT	UNITS	NSAMPLE	LAB_ID	QC_TYPE	SAMP_DATE	EXTR_DATE	ANAL_DATE	SMP_EXTR	EXTR_ANL	SMP_ANL
MF	UG/L	DMW-2S-082108	A8H220130006	NM	8/21/2008	8/25/2008	9/3/2008	4	9	13
MF	UG/L	DMW-16S-082108	A8H220130005	NM	8/21/2008	8/25/2008	9/4/2008	4	10	14
MF	UG/L	DMW-16S-082108	A8H220130005	NM	8/21/2008	8/25/2008	9/3/2008	4	9	13
MF	UG/L	DMW-16I-082108	A8H220130003	NM	8/21/2008	8/25/2008	9/4/2008	4	10	14
MF	UG/L	DMW-16I-082108	A8H220130003	NM	8/21/2008	8/25/2008	9/3/2008	4	9	13
MF	UG/L	DMW-16D-082508RE	A8H260119003	NM	8/25/2008	9/8/2008	9/8/2008	14	0	14
MF	UG/L	DMW-14I-082508RE	A8H260119005	NM	8/25/2008	9/8/2008	9/8/2008	14	0	14
MF	UG/L	DMW-9S-082208	A8H230142004	NM	8/22/2008	8/25/2008	9/3/2008	3	9	12
MF	UG/L	DMW-4I-082508	A8H260119002	NM	8/25/2008	8/27/2008	9/4/2008	2	8	10
MF	UG/L	DMW-16D-082508	A8H260119003	NM	8/25/2008	8/27/2008	9/4/2008	2	8	10
MF	UG/L	MW-6-082608	A8H270116004	NM	8/26/2008	8/28/2008	8/30/2008	2	2	4
MF	UG/L	MW-6-082608	A8H270116004	NM	8/26/2008	8/28/2008	9/2/2008	2	5	7
MF	UG/L	MW-6-082608DL	A8H270116004	NM	8/26/2008	8/28/2008	9/4/2008	2	7	9
MF	UG/L	DMW-4D-082508	A8H260119004	NM	8/25/2008	8/27/2008	9/4/2008	2	8	10
MF	UG/L	DMW-9S-082208	A8H230142004	NM	8/22/2008	8/25/2008	9/4/2008	3	10	13
ALK	MG/L	DMW-16I-082108	A8H220130003	NM	8/21/2008	8/30/2008	8/30/2008	9	0	9
ALK	MG/L	DMW-9S-082208	A8H230142004	NM	8/22/2008	8/30/2008	8/30/2008	8	0	8
ALK	MG/L	DMW-9I-082208	A8H230142002	NM	8/22/2008	8/30/2008	8/30/2008	8	0	8

SORT	UNITS	NSAMPLE	LAB_ID	QC_TYPE	SAMP_DATE	EXTR_DATE	ANAL_DATE	SMP_EXTR	EXTR_ANL	SMP_ANL
ALK	MG/L	DMW-9D-082208	A8H230142003	NM	8/22/2008	8/30/2008	8/30/2008	8	0	8
ALK	MG/L	DMW-5S-082608	A8H270116003	NM	8/26/2008	9/3/2008	9/3/2008	8	0	8
ALK	MG/L	DMW-5I-082608	A8H270116002	NM	8/26/2008	9/3/2008	9/3/2008	8	0	8
ALK	MG/L	DMW-4S-082508	A8H260119006	NM	8/25/2008	9/3/2008	9/3/2008	9	0	9
ALK	MG/L	DMW-4I-082508	A8H260119002	NM	8/25/2008	9/4/2008	9/4/2008	10	0	10
ALK	MG/L	DMW-16S-082108	A8H220130005	NM	8/21/2008	8/30/2008	8/30/2008	9	0	9
ALK	MG/L	DMW-14I-082508	A8H260119005	NM	8/25/2008	9/3/2008	9/3/2008	9	0	9
ALK	MG/L	DMW-4D-082508	A8H260119004	NM	8/25/2008	9/4/2008	9/4/2008	10	0	10
COD	MG/L	DMW-16I-082108	A8H220130003	NM	8/21/2008	9/2/2008	9/2/2008	12	0	12
COD	MG/L	DMW-5S-082608	A8H270116003	NM	8/26/2008	9/2/2008	9/2/2008	7	0	7
COD	MG/L	DMW-5I-082608	A8H270116002	NM	8/26/2008	9/2/2008	9/2/2008	7	0	7
COD	MG/L	DMW-4S-082508	A8H260119006	NM	8/25/2008	9/2/2008	9/2/2008	8	0	8
COD	MG/L	DMW-4I-082508	A8H260119002	NM	8/25/2008	9/2/2008	9/2/2008	8	0	8
COD	MG/L	DMW-9D-082208	A8H230142003	NM	8/22/2008	9/2/2008	9/2/2008	11	0	11
COD	MG/L	DMW-4D-082508	A8H260119004	NM	8/25/2008	9/2/2008	9/2/2008	8	0	8
COD	MG/L	DMW-16S-082108	A8H220130005	NM	8/21/2008	9/2/2008	9/2/2008	12	0	12
COD	MG/L	DMW-14I-082508	A8H260119005	NM	8/25/2008	9/2/2008	9/2/2008	8	0	8
COD	MG/L	DMW-9I-082208	A8H230142002	NM	8/22/2008	9/2/2008	9/2/2008	11	0	11

SORT	UNITS	NSAMPLE	LAB_ID	QC_TYPE	SAMP_DATE	EXTR_DATE	ANAL_DATE	SMP_EXTR	EXTR_ANL	SMP_ANL
COD	MG/L	DMW-9S-082208	A8H230142004	NM	8/22/2008	9/2/2008	9/2/2008	11	0	11
CR6	MG/L	DMW-14I-082508	A8H260119005	NM	8/25/2008	8/26/2008	8/26/2008	1	0	1
CR6	MG/L	MW-6-082608	A8H270116004	NM	8/26/2008	8/27/2008	8/27/2008	1	0	1
CR6	MG/L	DMW-16I-082108	A8H220130003	NM	8/21/2008	8/22/2008	8/22/2008	1	0	1
CR6	MG/L	DMW-4D-082508	A8H260119004	NM	8/25/2008	8/26/2008	8/26/2008	1	0	1
CR6	MG/L	DMW-16S-082108	A8H220130005	NM	8/21/2008	8/22/2008	8/22/2008	1	0	1
CR6	MG/L	DMW-2S-082108	A8H220130006	NM	8/21/2008	8/22/2008	8/22/2008	1	0	1
CR6	MG/L	DMW-4I-082508	A8H260119002	NM	8/25/2008	8/26/2008	8/26/2008	1	0	1
CR6	MG/L	DMW-9I-082208	A8H230142002	NM	8/22/2008	8/23/2008	8/23/2008	1	0	1
CR6	MG/L	DMW-9D-082208	A8H230142003	NM	8/22/2008	8/23/2008	8/23/2008	1	0	1
CR6	MG/L	DMW-6S-082108	A8H220130002	NM	8/21/2008	8/22/2008	8/22/2008	1	0	1
CR6	MG/L	DMW-5S-082608	A8H270116003	NM	8/26/2008	8/27/2008	8/27/2008	1	0	1
CR6	MG/L	DMW-5I-082608	A8H270116002	NM	8/26/2008	8/27/2008	8/27/2008	1	0	1
CR6	MG/L	DMW-5D-082108	A8H220130004	NM	8/21/2008	8/22/2008	8/22/2008	1	0	1
CR6	MG/L	DMW-4S-082508	A8H260119006	NM	8/25/2008	8/26/2008	8/26/2008	1	0	1
CR6	MG/L	DMW-9S-082208	A8H230142004	NM	8/22/2008	8/23/2008	8/23/2008	1	0	1
CR6	MG/L	DMW-16D-082508	A8H260119003	NM	8/25/2008	8/26/2008	8/26/2008	1	0	1
PH	NO UN	DMW-16S-082108	A8H220130005	NM	8/21/2008	8/22/2008	8/22/2008	1	0	1

SORT	UNITS	NSAMPLE	LAB_ID	QC_TYPE	SAMP_DATE	EXTR_DATE	ANAL_DATE	SMP_EXTR	EXTR_ANL	SMP_ANL
PH	NO UN	DMW-4D-082508	A8H260119004	NM	8/25/2008	8/26/2008	8/26/2008	1	0	1
PH	NO UN	DMW-4I-082508	A8H260119002	NM	8/25/2008	8/26/2008	8/26/2008	1	0	1
PH	NO UN	DMW-4S-082508	A8H260119006	NM	8/25/2008	8/26/2008	8/26/2008	1	0	1
PH	NO UN	DMW-5I-082608	A8H270116002	NM	8/26/2008	8/27/2008	8/27/2008	1	0	1
PH	NO UN	DMW-5S-082608	A8H270116003	NM	8/26/2008	8/27/2008	8/27/2008	1	0	1
PH	NO UN	DMW-9D-082208	A8H230142003	NM	8/22/2008	8/23/2008	8/23/2008	1	0	1
PH	NO UN	DMW-9I-082208	A8H230142002	NM	8/22/2008	8/23/2008	8/23/2008	1	0	1
PH	NO UN	DMW-14I-082508	A8H260119005	NM	8/25/2008	8/26/2008	8/26/2008	1	0	1
PH	NO UN	DMW-16I-082108	A8H220130003	NM	8/21/2008	8/22/2008	8/22/2008	1	0	1
PH	NO UN	DMW-9S-082208	A8H230142004	NM	8/22/2008	8/23/2008	8/23/2008	1	0	1
TOC	MG/L	DMW-4I-082508	A8H260119002	NM	8/25/2008	8/27/2008	8/27/2008	2	0	2
TOC	MG/L	DMW-14I-082508	A8H260119005	NM	8/25/2008	8/27/2008	8/27/2008	2	0	2
TOC	MG/L	DMW-16I-082108	A8H220130003	NM	8/21/2008	8/26/2008	8/26/2008	5	0	5
TOC	MG/L	DMW-4D-082508	A8H260119004	NM	8/25/2008	8/27/2008	8/27/2008	2	0	2
TOC	MG/L	DMW-4S-082508	A8H260119006	NM	8/25/2008	8/27/2008	8/27/2008	2	0	2
TOC	MG/L	DMW-5I-082608	A8H270116002	NM	8/26/2008	8/28/2008	8/28/2008	2	0	2
TOC	MG/L	DMW-5S-082608	A8H270116003	NM	8/26/2008	8/28/2008	8/28/2008	2	0	2
TOC	MG/L	DMW-9D-082208	A8H230142003	NM	8/22/2008	8/27/2008	8/27/2008	5	0	5

SORT	UNITS	NSAMPLE	LAB_ID	QC_TYPE	SAMP_DATE	EXTR_DATE	ANAL_DATE	SMP_EXTR	EXTR_ANL	SMP_ANL
TOC	MG/L	DMW-9I-082208	A8H230142002	NM	8/22/2008	8/27/2008	8/27/2008	5	0	5
TOC	MG/L	DMW-9S-082208	A8H230142004	NM	8/22/2008	8/27/2008	8/27/2008	5	0	5
TOC	MG/L	DMW-16S-082108	A8H220130005	NM	8/21/2008	8/27/2008	8/27/2008	6	0	6
OS	%	DMW-2S-082108DL	A8H220130006	NM	8/21/2008	8/25/2008	8/29/2008	4	4	8
OS	%	DMW-14I-082508	A8H260119005	NM	8/25/2008	8/26/2008	9/3/2008	1	8	9
OS	%	DMW-16D-082508	A8H260119003	NM	8/25/2008	8/26/2008	9/3/2008	1	8	9
OS	%	DMW-9S-082208DL	A8H230142004	NM	8/22/2008	8/25/2008	8/28/2008	3	3	6
OS	%	DMW-16S-082108DL	A8H220130005	NM	8/21/2008	8/25/2008	8/29/2008	4	4	8
OS	%	DMW-16I-082108	A8H220130003	NM	8/21/2008	8/25/2008	8/28/2008	4	3	7
OS	%	MW-6-082608	A8H270116004	NM	8/26/2008	8/27/2008	9/2/2008	1	6	7
OS	%	DMW-9I-082208DL	A8H230142002	NM	8/22/2008	8/25/2008	8/28/2008	3	3	6
OS	%	DMW-9D-082208DL	A8H230142003	NM	8/22/2008	8/25/2008	8/29/2008	3	4	7
OS	%	DMW-5I-082608	A8H270116002	NM	8/26/2008	8/27/2008	9/2/2008	1	6	7
OS	%	DMW-5D-082108	A8H220130004	NM	8/21/2008	8/25/2008	8/28/2008	4	3	7
OS	%	DMW-4S-082508	A8H260119006	NM	8/25/2008	8/26/2008	9/3/2008	1	8	9
OS	%	DMW-4I-082508	A8H260119002	NM	8/25/2008	8/26/2008	9/3/2008	1	8	9
OS	%	DMW-4D-082508	A8H260119004	NM	8/25/2008	8/26/2008	9/3/2008	1	8	9
OS	%	DMW-6S-082108	A8H220130002	NM	8/21/2008	8/25/2008	8/28/2008	4	3	7

SORT	UNITS	NSAMPLE	LAB_ID	QC_TYPE	SAMP_DATE	EXTR_DATE	ANAL_DATE	SMP_EXTR	EXTR_ANL	SMP_ANL
OS	%	DMW-5S-082608	A8H270116003	NM	8/26/2008	8/27/2008	9/2/2008	1	6	7
OS	UG/L	DMW-16I-082108	A8H220130003	NM	8/21/2008	8/25/2008	8/28/2008	4	3	7
OS	UG/L	DMW-5I-082608	A8H270116002	NM	8/26/2008	8/27/2008	9/2/2008	1	6	7
OS	UG/L	MW-6-082608	A8H270116004	NM	8/26/2008	8/27/2008	9/2/2008	1	6	7
OS	UG/L	DMW-9I-082208DL	A8H230142002	NM	8/22/2008	8/25/2008	8/28/2008	3	3	6
OS	UG/L	DMW-9D-082208DL	A8H230142003	NM	8/22/2008	8/25/2008	8/29/2008	3	4	7
OS	UG/L	DMW-6S-082108	A8H220130002	NM	8/21/2008	8/25/2008	8/28/2008	4	3	7
OS	UG/L	DMW-5S-082608	A8H270116003	NM	8/26/2008	8/27/2008	9/2/2008	1	6	7
OS	UG/L	DMW-5D-082108	A8H220130004	NM	8/21/2008	8/25/2008	8/28/2008	4	3	7
OS	UG/L	DMW-4S-082508	A8H260119006	NM	8/25/2008	8/26/2008	9/3/2008	1	8	9
OS	UG/L	DMW-4I-082508	A8H260119002	NM	8/25/2008	8/26/2008	9/3/2008	1	8	9
OS	UG/L	DMW-4D-082508	A8H260119004	NM	8/25/2008	8/26/2008	9/3/2008	1	8	9
OS	UG/L	DMW-9S-082208DL	A8H230142004	NM	8/22/2008	8/25/2008	8/28/2008	3	3	6
OS	UG/L	DMW-16S-082108DL	A8H220130005	NM	8/21/2008	8/25/2008	8/29/2008	4	4	8
OS	UG/L	DMW-16D-082508	A8H260119003	NM	8/25/2008	8/26/2008	9/3/2008	1	8	9
OS	UG/L	DMW-14I-082508	A8H260119005	NM	8/25/2008	8/26/2008	9/3/2008	1	8	9
OS	UG/L	DMW-2S-082108DL	A8H220130006	NM	8/21/2008	8/25/2008	8/29/2008	4	4	8
OV	%	DMW-16S-082108DL	A8H220130005	NM	8/21/2008	9/2/2008	9/2/2008	12	0	12

SORT	UNITS	NSAMPLE	LAB_ID	QC_TYPE	SAMP_DATE	EXTR_DATE	ANAL_DATE	SMP_EXTR	EXTR_ANL	SMP_ANL
OV	%	DMW-6S-082108DL	A8H220130002	NM	8/21/2008	8/28/2008	8/28/2008	7	0	7
OV	%	TB-082608	A8H270116001	NM	8/26/2008	9/4/2008	9/4/2008	9	0	9
OV	%	TB-082508	A8H260119001	NM	8/25/2008	9/3/2008	9/3/2008	9	0	9
OV	%	TB-082208	A8H230142001	NM	8/22/2008	9/2/2008	9/2/2008	11	0	11
OV	%	TB-082108	A8H220130001	NM	8/21/2008	8/28/2008	8/28/2008	7	0	7
OV	%	MW-6-082608	A8H270116004	NM	8/26/2008	9/4/2008	9/4/2008	9	0	9
OV	%	DMW-9S-082208DL	A8H230142004	NM	8/22/2008	9/2/2008	9/2/2008	11	0	11
OV	%	DMW-16D-082508	A8H260119003	NM	8/25/2008	9/3/2008	9/3/2008	9	0	9
OV	%	DMW-9D-082208DL	A8H230142003	NM	8/22/2008	9/2/2008	9/2/2008	11	0	11
OV	%	DMW-14I-082508DL	A8H260119005	NM	8/25/2008	9/4/2008	9/4/2008	10	0	10
OV	%	DMW-5S-082608DL	A8H270116003	NM	8/26/2008	9/4/2008	9/4/2008	9	0	9
OV	%	DMW-5I-082608DL	A8H270116002	NM	8/26/2008	9/4/2008	9/4/2008	9	0	9
OV	%	DMW-5D-082108	A8H220130004	NM	8/21/2008	8/28/2008	8/28/2008	7	0	7
OV	%	DMW-4S-082508DL	A8H260119006	NM	8/25/2008	9/4/2008	9/4/2008	10	0	10
OV	%	DMW-4I-082508DL	A8H260119002	NM	8/25/2008	9/4/2008	9/4/2008	10	0	10
OV	%	DMW-4D-082508DL	A8H260119004	NM	8/25/2008	9/4/2008	9/4/2008	10	0	10
OV	%	DMW-2S-082108DL	A8H220130006	NM	8/21/2008	8/28/2008	8/28/2008	7	0	7
OV	%	DMW-16I-082108DL	A8H220130003	NM	8/21/2008	8/28/2008	8/28/2008	7	0	7

SORT	UNITS	NSAMPLE	LAB_ID	QC_TYPE	SAMP_DATE	EXTR_DATE	ANAL_DATE	SMP_EXTR	EXTR_ANL	SMP_ANL
OV	%	DMW-9I-082208DL	A8H230142002	NM	8/22/2008	9/2/2008	9/2/2008	11	0	11
OV	UG/L	DMW-5I-082608DL	A8H270116002	NM	8/26/2008	9/4/2008	9/4/2008	9	0	9
OV	UG/L	DMW-5S-082608DL	A8H270116003	NM	8/26/2008	9/4/2008	9/4/2008	9	0	9
OV	UG/L	DMW-14I-082508DL	A8H260119005	NM	8/25/2008	9/4/2008	9/4/2008	10	0	10
OV	UG/L	DMW-16D-082508	A8H260119003	NM	8/25/2008	9/3/2008	9/3/2008	9	0	9
OV	UG/L	DMW-16I-082108DL	A8H220130003	NM	8/21/2008	8/28/2008	8/28/2008	7	0	7
OV	UG/L	DMW-16S-082108DL	A8H220130005	NM	8/21/2008	9/2/2008	9/2/2008	12	0	12
OV	UG/L	DMW-2S-082108DL	A8H220130006	NM	8/21/2008	8/28/2008	8/28/2008	7	0	7
OV	UG/L	DMW-4D-082508DL	A8H260119004	NM	8/25/2008	9/4/2008	9/4/2008	10	0	10
OV	UG/L	DMW-4I-082508DL	A8H260119002	NM	8/25/2008	9/4/2008	9/4/2008	10	0	10
OV	UG/L	DMW-6S-082108DL	A8H220130002	NM	8/21/2008	8/28/2008	8/28/2008	7	0	7
OV	UG/L	DMW-5D-082108	A8H220130004	NM	8/21/2008	8/28/2008	8/28/2008	7	0	7
OV	UG/L	TB-082608	A8H270116001	NM	8/26/2008	9/4/2008	9/4/2008	9	0	9
OV	UG/L	DMW-9D-082208DL	A8H230142003	NM	8/22/2008	9/2/2008	9/2/2008	11	0	11
OV	UG/L	DMW-9I-082208DL	A8H230142002	NM	8/22/2008	9/2/2008	9/2/2008	11	0	11
OV	UG/L	DMW-9S-082208DL	A8H230142004	NM	8/22/2008	9/2/2008	9/2/2008	11	0	11
OV	UG/L	MW-6-082608	A8H270116004	NM	8/26/2008	9/4/2008	9/4/2008	9	0	9
OV	UG/L	TB-082108	A8H220130001	NM	8/21/2008	8/28/2008	8/28/2008	7	0	7

SORT	UNITS	NSAMPLE	LAB_ID	QC_TYPE	SAMP_DATE	EXTR_DATE	ANAL_DATE	SMP_EXTR	EXTR_ANL	SMP_ANL
OV	UG/L	TB-082208	A8H230142001	NM	8/22/2008	9/2/2008	9/2/2008	11	0	11
OV	UG/L	TB-082508	A8H260119001	NM	8/25/2008	9/3/2008	9/3/2008	9	0	9
OV	UG/L	DMW-4S-082508DL	A8H260119006	NM	8/25/2008	9/4/2008	9/4/2008	10	0	10

TestAmerica
THE LEADER IN ENVIRONMENTAL TESTING

TestAmerica Laboratories, Inc.

ANALYTICAL REPORT

MARTIN STATE AIRPORT
SDG #: 8H22130

Michael Martin

Tetra Tech NUS Inc
20251 Century Blvd
Suite 200
Germantown, MD 20874

TESTAMERICA LABORATORIES, INC.

Patrick J. O'Meara
Project Manager

September 16, 2008

TestAmerica

THE LEADER IN ENVIRONMENTAL TESTING

CASE NARRATIVE

CASE NARRATIVE

8H22130

The following report contains the analytical results for sixteen water samples and four quality control samples submitted to TestAmerica North Canton by Tetra Tech NUS Inc. from the Martin State Airport Site. The samples were received August 22, 2008, August 23, 2008, August 26, 2008, and August 27, 2008, according to documented sample acceptance procedures.

This SDG consists of (4) laboratory ID's: A8H220130, A8H230142, A8H260119, and A8H270116.

TestAmerica utilizes USEPA approved methods in all analytical work. The samples presented in this report were analyzed for the parameter(s) listed on the analytical methods summary page in accordance with the method(s) indicated. Preliminary results were provided to Michael Martin, Tobrena Skeen, and Tony Apanavage on September 05, 2008, and September 09, 2008. A summary of QC data for these analyses is included at the back of the report.

TestAmerica North Canton attests to the validity of the laboratory data generated by TestAmerica facilities reported herein. All analyses performed by TestAmerica facilities were done using established laboratory SOPs that incorporate QA/QC procedures described in the applicable methods. TestAmerica's operations groups have reviewed the data for compliance with the laboratory QA/QC plan, and data have been found to be compliant with laboratory protocols unless otherwise noted below.

Any reference within this document to Severn Trent Laboratories, Inc. or STL, should be understood to refer to TestAmerica Laboratories, Inc. (formerly known as Severn Trent Laboratories, Inc.)

The test results in this report meet all NELAP requirements for parameters for which accreditation is required or available. Any exceptions to NELAP requirements are noted in this report. Pursuant to NELAP, this report may not be reproduced, except in full, without the written approval of the laboratory.

Please refer to the Quality Control Elements Narrative following this case narrative for additional quality control information.

If you have any questions, please call the Project Manager, Patrick J. O'Meara, at 330-497-9396.

This report is sequentially paginated. The final page of the report is labeled as "END OF REPORT."

CASE NARRATIVE (continued)

SUPPLEMENTAL QC INFORMATION

SAMPLE RECEIVING

The coolers were received at temperatures ranging from 1.0 to 4.0°C.

See TestAmerica's Cooler Receipt Form for additional information.

GC/MS VOLATILES

The sample(s) that contained concentrations of target analyte(s) at a reportable level in the associated Method Blank(s) were flagged with "B". All target analytes in the Method Blank must be below the reporting limit (RL) or the associated sample(s) must be ND with the exception of common laboratory contaminants.

The sample(s) that contain results between the MDL and the RL were flagged with "J". There is a possibility of false positive or mis-identification at these quantitation levels. In analytical methods requiring confirmation of the analyte reported, confirmation was performed only down to the standard reporting limit (SRL). The acceptance criteria for QC samples may not be met at these quantitation levels.

Sample(s) DMW-6S-082108 had elevated reporting limits due to foaming.

2-Chloroethyl vinyl ether cannot be reliably recovered in an acid preserved sample.

GC/MS SEMIVOLATILES

The sample(s) that contain results between the MDL and the RL were flagged with "J". There is a possibility of false positive or mis-identification at these quantitation levels. In analytical methods requiring confirmation of the analyte reported, confirmation was performed only down to the standard reporting limit (SRL). The acceptance criteria for QC samples may not be met at these quantitation levels.

Batch(es) 8239354 had RPDs outside QC criteria in the LCS/LCSD, but recoveries were within QC criteria; therefore, no corrective action was required.

Sample(s) DMW-4D-082508 had up to one surrogate recovery per fraction outside acceptance limits. However, since the recovery was greater than 10% and all associated QC met criteria, no corrective action was taken.

CASE NARRATIVE (continued)

METALS

The sample(s) that contain results between the MDL and the RL were flagged with "B". There is the possibility of false positive or mis-identification at these quantitation levels. The acceptance criteria for the ICB, CCB, and Method Blank are +/- the standard reporting limit (SRL).

The sample(s) that contained concentrations of target analyte(s) at a reportable level in the associated Method Blank(s) were flagged with "J". Refer to the sample report pages for the affected analyte(s).

Matrix spike recovery and relative percent difference (RPD) data were not calculated for some analytes for DMW-4I-082508 and DMW-5I-082608 due to the sample concentration reading greater than four times the spike amount. See the Matrix Spike Report for the affected analytes which will be flagged with "NC, MSB".

Matrix spike recovery and relative percent difference (RPD) data were not calculated for some analytes for batch(es) 8238015 due to the sample concentration reading greater than four times the spike amount. See the Matrix Spike Report for the affected analytes which will be flagged with "NC, MSB".

The matrix spike/matrix spike duplicate(s) for DMW-4I-082508 had recoveries outside acceptance limits. However, since the associated method blank(s) and laboratory control sample(s) were in control, no corrective action was necessary.

No ICP MS Form IX was provided for batch(es) 8240011, 8241017, and 8252014. The serial dilutions were performed on a different sample from the same QC batch(es).

GENERAL CHEMISTRY

The sample(s) that contain results between the MDL and the RL were flagged with "B". There is the possibility of false positive or mis-identification at these quantitation levels. The acceptance criteria for the ICB, CCB, and Method Blank are +/- the standard reporting limit (SRL).

The sample(s) that contained concentrations of target analyte(s) at a reportable level in the associated Method Blank(s) were flagged with "J". Refer to the sample report pages for the affected analytes(s).

CASE NARRATIVE (continued)

GENERAL CHEMISTRY (continued)

The matrix spike/matrix spike duplicate(s) for DMW-14I-082508 and DMW-5S-082608 had RPD's and recoveries outside acceptance limits. However, since the associated method blank(s) and laboratory control sample(s) were in control, no corrective action was necessary.

The matrix spike/matrix spike duplicate data for batch(es) 8247388 are not included in this report for Total Alkalinity. The batch QC samples, which document the effect of a specific sample matrix on method performance, were not associated with a sample reported in this lot. The data, therefore, has no bearing on the samples reported herein. In order to document compliance with the QC requirement for an MS/MSD per 20 environmental samples, a summary of sample/QC associations has been provided following this case narrative.

QUALITY CONTROL ELEMENTS NARRATIVE

TestAmerica North Canton conducts a quality assurance/quality control (QA/QC) program designed to provide scientifically valid and legally defensible data. Toward this end, several types of quality control indicators are incorporated into the QA/QC program, which is described in detail in QA Policy, QA-003. These indicators are introduced into the sample testing process to provide a mechanism for the assessment of the analytical data.

QC BATCH

Environmental samples are taken through the testing process in groups called QUALITY CONTROL BATCHES (QC batches). A QC batch contains up to twenty environmental samples of a similar matrix (water, soil) that are processed using the same reagents and standards. TestAmerica North Canton requires that each environmental sample be associated with a QC batch.

Several quality control samples are included in each QC batch and are processed identically to the twenty environmental samples.

For SW846/RCRA methods, QC samples include a METHOD BLANK (MB), a LABORATORY CONTROL SAMPLE (LCS) and, where appropriate, a MATRIX SPIKE/MATRIX SPIKE DUPLICATE (MS/MSD) pair or a MATRIX SPIKE/SAMPLE DUPLICATE (MS/DU) pair. If there is insufficient sample to perform an MS/MSD or an MS/DU, then a LABORATORY CONTROL SAMPLE DUPLICATE (LCSD) is included in the QC batch.

For 600 series/CWA methods, QC samples include a METHOD BLANK (MB), a LABORATORY CONTROL SAMPLE (LCS) and, where appropriate, a MATRIX SPIKE (MS). An MS is prepared and analyzed at a 10% frequency for GC Methods and at a 5% frequency for GC/MS methods.

LABORATORY CONTROL SAMPLE

The Laboratory Control Sample is a QC sample that is created by adding known concentrations of a full or partial set of target analytes to a matrix similar to that of the environmental samples in the QC batch. Multi peak responders may not be included in the target spike list due to co-elution. The LCS analyte recovery results are used to monitor the analytical process and provide evidence that the laboratory is performing the method within acceptable guidelines. All control analytes indicated by a bold type in the LCS must meet acceptance criteria. Failure to meet the established recovery guidelines requires the repreparation and reanalysis of all samples in the QC batch. Comparison of only the failed parameters from the first batch are evaluated. The only exception to the rework requirement is that if the LCS recoveries are biased high and the associated sample is ND (non-detected) for the parameter(s) of interest, the batch is acceptable.

At times, a Laboratory Control Sample Duplicate (LCSD) is also included in the QC batch. An LCSD is a QC sample that is created and handled identically to the LCS. Analyte recovery data from the LCSD is assessed in the same way as that of the LCS. The LCSD recoveries, together with the LCS recoveries, are used to determine the reproducibility (precision) of the analytical system. Precision data are expressed as relative percent differences (RPDs). If the RPD fails for an LCS/LCSD and yet the recoveries are within acceptance criteria, the batch is still acceptable.

METHOD BLANK

The Method Blank is a QC sample consisting of all the reagents used in analyzing the environmental samples contained in the QC batch. Method Blank results are used to determine if interference or contamination in the analytical system could lead to the reporting of false positive data or elevated analyte concentrations. All target analytes must be below the reporting limits (RL) or the associated sample(s) must be ND except under the following circumstances:

- Common organic contaminants may be present at concentrations up to 5 times the reporting limits. Common metals contaminants may be present at concentrations up to 2 times the reporting limit, or the reported blank concentration must be twenty fold less than the concentration reported in the associated environmental samples. (See common laboratory contaminants listed in the table.)

Volatile (GC or GC/MS)	Semivolatile (GC/MS)	Metals ICP-MS	Metals ICP Trace
Methylene Chloride, Acetone, 2-Butanone	Phthalate Esters	Copper, Iron, Zinc, Lead, Calcium, Magnesium, Potassium, Sodium, Barium, Chromium, Manganese	Copper, Iron, Zinc, Lead

- Organic blanks will be accepted if compounds detected in the blank are present in the associated samples at levels 10 times the blank level. Inorganic blanks will be accepted if elements detected in the blank are present in the associated samples at 20 times the blank level.

- Blanks will be accepted if the compounds/elements detected are not present in any of the associated environmental samples.

Failure to meet these Method Blank criteria requires the repreparation and reanalysis of all samples in the QC batch.

MATRIX SPIKE/MATRIX SPIKE DUPLICATE

A Matrix Spike and a Matrix Spike Duplicate are a pair of environmental samples to which known concentrations of a full or partial set of target analytes are added. The MS/MSD results are determined in the same manner as the results of the environmental sample used to prepare the MS/MSD. The analyte recoveries and the relative percent differences (RPDs) of the recoveries are calculated and used to evaluate the effect of the sample matrix on the analytical results. Due to the potential variability of the matrix of each sample, the MS/MSD results may not have an immediate bearing on any samples except the one spiked; therefore, the associated batch MS/MSD may not reflect the same compounds as the samples contained in the analytical report. When these MS/MSD results fail to meet acceptance criteria, the data is evaluated. If the LCS is within acceptance criteria, the batch is considered acceptable.

For certain methods, a Matrix Spike/Sample Duplicate (MS/DU) may be included in the QC batch in place of the MS/MSD. For the parameters (i.e. pH, ignitability) where it is not possible to prepare a spiked sample, a Sample Duplicate may be included in the QC batch. However, a Sample Duplicate is less likely to provide usable precision statistics depending on the likelihood of finding concentrations below the standard reporting limit. When the Sample Duplicate result fails to meet acceptance criteria, the data is evaluated.

For certain methods (600 series methods/CWA), a Matrix Spike is required in place of a Matrix Spike/Matrix Spike Duplicate (MS/MSD) or Matrix Spike/Sample Duplicate (MS/DU).

The acceptance criteria do not apply to samples that are diluted.

SURROGATE COMPOUNDS

In addition to these batch-related QC indicators, each organic environmental and QC sample is spiked with surrogate compounds. Surrogates are organic chemicals that behave similarly to the analytes of interest and that are rarely present in the environment. Surrogate recoveries are used to monitor the individual performance of a sample in the analytical system.

If surrogate recoveries are biased high in the LCS, LCSD, or the Method Blank, and the associated sample(s) are ND, the batch is acceptable. Otherwise, if the LCS, LCSD, or Method Blank surrogate(s) fail to meet recovery criteria, the entire sample batch is reprepared and reanalyzed. If the surrogate recoveries are outside criteria for environmental samples, the samples will be reprepared and reanalyzed unless there is objective evidence of matrix interference or if the sample dilution is greater than the threshold outlined in the associated method SOP.

The acceptance criteria do not apply to samples that are diluted. All other surrogate recoveries will be reported.

For the GC/MS BNA methods, the surrogate criterion is that two of the three surrogates for each fraction must meet acceptance criteria. The third surrogate must have a recovery of ten percent or greater.

For the Pesticide and PCB methods, the surrogate criterion is that one of two surrogate compounds must meet acceptance criteria. The second surrogate must have a recovery of 10% or greater.

TESTAMERICA LABORATORIES, INC.

MS RUN NUMBER REVIEW

Lot ID	Smp#	Work Order	Batch	MS Run#	SDG	Prep Date	Method
A8H210102	001	KVHJD1AE	8247387	8247243	8H19107	09/03/08	MCAWW 310.1
A8H210102	002	KVHJE1AP	8247387	8247243	8H19107	09/03/08	MCAWW 310.1
A8H210102	003	KVHJF1AP	8247387	8247243	8H19107	09/03/08	MCAWW 310.1
A8H210102	004	KVHJH1AP	8247387	8247243	8H19107	09/03/08	MCAWW 310.1
A8H210102	005	KVHJJ1AP	8247387	8247243	8H19107	09/03/08	MCAWW 310.1
A8H210141	004	KVH1W1AE	8247387	8247243		09/03/08	MCAWW 310.1
A8H230137	001	KVNTV1AE	8247387	8247243	8H19107	09/03/08	MCAWW 310.1
A8H230137	002	KVNVC1AP	8247387	8247243	8H19107	09/03/08	MCAWW 310.1
A8H230137	003	KVNVD1AP	8247387	8247243	8H19107	09/03/08	MCAWW 310.1
A8H230137	003	KVNVD1CC D	8247387	8247243	8H19107	09/03/08	MCAWW 310.1
A8H230137	003	KVNVD1CA S	8247387	8247243	8H19107	09/03/08	MCAWW 310.1
A8H230137	004	KVNVF1AP	8247387	8247243	8H19107	09/03/08	MCAWW 310.1
A8H230137	005	KVNVG1AP	8247387	8247243	8H19107	09/03/08	MCAWW 310.1
A8H230137	006	KVNVH1AP	8247387	8247243	8H19107	09/03/08	MCAWW 310.1
A8H230137	007	KVNVJ1AP	8247387	8247243	8H19107	09/03/08	MCAWW 310.1
A8H260119	005	KVRCG1CP	8247388	8247243	8H22130	09/03/08	SM18 2320 B
A8H260119	006	KVRCJ1CP	8247388	8247243	8H22130	09/03/08	SM18 2320 B
A8H270116	002	KVVGX1CP	8247388	8247243	8H22130	09/03/08	SM18 2320 B
A8H270116	003	KVVG41CP	8247388	8247243	8H22130	09/03/08	SM18 2320 B
A8H290111	003	KV1191AF	8247388	8247243	8H28126	09/03/08	SM18 2320 B
A8H290115	001	KV13A1AQ	8247388	8247243	8H26134	09/03/08	SM18 2320 B
A8H300106	003	KV3T71CP	8247388	8247243	8H28126	09/03/08	SM18 2320 B

TestAmerica

THE LEADER IN ENVIRONMENTAL TESTING

EXECUTIVE SUMMARY

EXECUTIVE SUMMARY - Detection Highlights

8H22130 : A8H220130

PARAMETER	RESULT	REPORTING LIMIT	UNITS	ANALYTICAL METHOD
TB-082108 08/21/08 07:30 001				
Acetone	7.9 B	5.0	ug/L	SW846 8260B
DMW-6S-082108 08/21/08 11:30 002				
Arsenic - DISSOLVED	6.8	5.0	ug/L	SW846 6020
Barium - DISSOLVED	53.6 J	1.0	ug/L	SW846 6020
Beryllium - DISSOLVED	0.018 B	1.0	ug/L	SW846 6020
Cobalt - DISSOLVED	6.5 J	1.0	ug/L	SW846 6020
Chromium - DISSOLVED	0.65 B,J	2.0	ug/L	SW846 6020
Copper - DISSOLVED	0.14 B,J	2.0	ug/L	SW846 6020
Iron - DISSOLVED	284000 J	50.0	ug/L	SW846 6020
Manganese - DISSOLVED	2340 J	1.0	ug/L	SW846 6020
Molybdenum - DISSOLVED	0.18 B	2.0	ug/L	SW846 6020
Nickel - DISSOLVED	2.4 J	2.0	ug/L	SW846 6020
Lead - DISSOLVED	0.053 B,J	1.0	ug/L	SW846 6020
Antimony - DISSOLVED	0.29 B	2.0	ug/L	SW846 6020
Selenium - DISSOLVED	1.3 B	5.0	ug/L	SW846 6020
Thallium - DISSOLVED	0.12 B	1.0	ug/L	SW846 6020
Vanadium - DISSOLVED	0.70 B	20.0	ug/L	SW846 6020
Zinc - DISSOLVED	3.5 B,J	20.0	ug/L	SW846 6020
Silver	0.025 B	1.0	ug/L	SW846 6020
Arsenic	6.8	5.0	ug/L	SW846 6020
Barium	52.9 J	1.0	ug/L	SW846 6020
Beryllium	0.043 B	1.0	ug/L	SW846 6020
Cadmium	0.061 B	1.0	ug/L	SW846 6020
Cobalt	6.4 J	1.0	ug/L	SW846 6020
Chromium	1.1 B,J	2.0	ug/L	SW846 6020
Copper	0.45 B,J	2.0	ug/L	SW846 6020
Iron	275000 J	50.0	ug/L	SW846 6020
Manganese	2240 J	1.0	ug/L	SW846 6020
Molybdenum	1.0 B	2.0	ug/L	SW846 6020
Nickel	2.5 J	2.0	ug/L	SW846 6020
Lead	0.28 B,J	1.0	ug/L	SW846 6020
Antimony	0.90 B	2.0	ug/L	SW846 6020
Selenium	1.0 B	5.0	ug/L	SW846 6020
Thallium	0.12 B	1.0	ug/L	SW846 6020
Vanadium	1.0 B	20.0	ug/L	SW846 6020
Zinc	4.0 B,J	20.0	ug/L	SW846 6020
1,4-Dioxane	0.63 J	1.0	ug/L	SW846 8270C
Acetone	29 B	25	ug/L	SW846 8260B
cis-1,2-Dichloroethene	3.6 J	5.0	ug/L	SW846 8260B
Hexavalent Chromium	0.13	0.02	mg/L	SW846 7196A

(Continued on next page)

EXECUTIVE SUMMARY - Detection Highlights

8H22130 : A8H220130

PARAMETER	RESULT	REPORTING LIMIT	UNITS	ANALYTICAL METHOD
DMW-16I-082108 08/21/08 12:10 003				
Arsenic - DISSOLVED	30.6	5.0	ug/L	SW846 6020
Barium - DISSOLVED	19.7 J	1.0	ug/L	SW846 6020
Beryllium - DISSOLVED	0.081 B	1.0	ug/L	SW846 6020
Calcium - DISSOLVED	2380 J	1000	ug/L	SW846 6020
Cadmium - DISSOLVED	0.025 B	1.0	ug/L	SW846 6020
Cobalt - DISSOLVED	7.8 J	1.0	ug/L	SW846 6020
Chromium - DISSOLVED	0.61 B,J	2.0	ug/L	SW846 6020
Copper - DISSOLVED	0.52 B,J	2.0	ug/L	SW846 6020
Iron - DISSOLVED	12400 J	50.0	ug/L	SW846 6020
Manganese - DISSOLVED	149 J	1.0	ug/L	SW846 6020
Molybdenum - DISSOLVED	1.4 B	2.0	ug/L	SW846 6020
Nickel - DISSOLVED	10.2 J	2.0	ug/L	SW846 6020
Lead - DISSOLVED	0.77 B,J	1.0	ug/L	SW846 6020
Antimony - DISSOLVED	0.17 B	2.0	ug/L	SW846 6020
Selenium - DISSOLVED	0.14 B	5.0	ug/L	SW846 6020
Zinc - DISSOLVED	12.1 B,J	20.0	ug/L	SW846 6020
Magnesium - DISSOLVED	1820 J	1000	ug/L	SW846 6020
Silver	0.038 B	1.0	ug/L	SW846 6020
Arsenic	30.0	5.0	ug/L	SW846 6020
Barium	39.4 J	1.0	ug/L	SW846 6020
Beryllium	0.32 B	1.0	ug/L	SW846 6020
Calcium	2530 J	1000	ug/L	SW846 6020
Cadmium	0.11 B	1.0	ug/L	SW846 6020
Cobalt	8.7 J	1.0	ug/L	SW846 6020
Chromium	1.6 B,J	2.0	ug/L	SW846 6020
Copper	1.3 B,J	2.0	ug/L	SW846 6020
Iron	14900 J	50.0	ug/L	SW846 6020
Manganese	163 J	1.0	ug/L	SW846 6020
Molybdenum	2.6	2.0	ug/L	SW846 6020
Nickel	11.5 J	2.0	ug/L	SW846 6020
Lead	3.2 J	1.0	ug/L	SW846 6020
Antimony	0.90 B	2.0	ug/L	SW846 6020
Selenium	0.62 B	5.0	ug/L	SW846 6020
Vanadium	1.4 B	20.0	ug/L	SW846 6020
Zinc	20.0 J	20.0	ug/L	SW846 6020
Magnesium	2330 J	1000	ug/L	SW846 6020
Acetone	36 J,B	71	ug/L	SW846 8260B
cis-1,2-Dichloroethene	76	14	ug/L	SW846 8260B
Trichloroethene	380	14	ug/L	SW846 8260B
Vinyl chloride	6.8 J	14	ug/L	SW846 8260B
Total Organic Carbon	2	1	mg/L	MCAWW 415.1
Chemical Oxygen Demand (COD)	17.3 B	20.0	mg/L	SM18 5220 D

(Continued on next page)

EXECUTIVE SUMMARY - Detection Highlights

8H22130 : A8H220130

PARAMETER	RESULT	REPORTING LIMIT	UNITS	ANALYTICAL METHOD
DMW-16I-082108 08/21/08 12:10 003				
Total Alkalinity	51.6 J	5.0	mg/L	SM18 2320 B
pH (liquid)	6.4		No Units	SW846 9040B
DMW-5D-082108 08/21/08 13:05 004				
Barium - DISSOLVED	10.2 J	1.0	ug/L	SW846 6020
Beryllium - DISSOLVED	0.11 B	1.0	ug/L	SW846 6020
Cadmium - DISSOLVED	0.057 B	1.0	ug/L	SW846 6020
Cobalt - DISSOLVED	3.9 J	1.0	ug/L	SW846 6020
Chromium - DISSOLVED	0.18 B,J	2.0	ug/L	SW846 6020
Copper - DISSOLVED	1.3 B,J	2.0	ug/L	SW846 6020
Iron - DISSOLVED	5.6 B,J	50.0	ug/L	SW846 6020
Manganese - DISSOLVED	22.7 J	1.0	ug/L	SW846 6020
Nickel - DISSOLVED	5.5 J	2.0	ug/L	SW846 6020
Lead - DISSOLVED	0.024 B,J	1.0	ug/L	SW846 6020
Antimony - DISSOLVED	0.040 B	2.0	ug/L	SW846 6020
Selenium - DISSOLVED	0.22 B	5.0	ug/L	SW846 6020
Zinc - DISSOLVED	16.0 B,J	20.0	ug/L	SW846 6020
Mercury - DISSOLVED	0.14 B	0.20	ug/L	SW846 7470A
Barium	10.1 J	1.0	ug/L	SW846 6020
Beryllium	0.12 B	1.0	ug/L	SW846 6020
Cadmium	0.044 B	1.0	ug/L	SW846 6020
Cobalt	4.1 J	1.0	ug/L	SW846 6020
Chromium	0.52 B,J	2.0	ug/L	SW846 6020
Copper	1.2 B,J	2.0	ug/L	SW846 6020
Iron	30.5 B,J	50.0	ug/L	SW846 6020
Manganese	24.2 J	1.0	ug/L	SW846 6020
Nickel	5.7 J	2.0	ug/L	SW846 6020
Lead	0.026 B,J	1.0	ug/L	SW846 6020
Antimony	0.069 B	2.0	ug/L	SW846 6020
Selenium	0.20 B	5.0	ug/L	SW846 6020
Zinc	16.3 B,J	20.0	ug/L	SW846 6020
Acetone	2.1 J,B	5.0	ug/L	SW846 8260B
Trichloroethene	1.1	1.0	ug/L	SW846 8260B
DMW-16S-082108 08/21/08 14:45 005				
Arsenic - DISSOLVED	2.3 B	5.0	ug/L	SW846 6020
Barium - DISSOLVED	38.0 J	1.0	ug/L	SW846 6020
Beryllium - DISSOLVED	0.61 B	1.0	ug/L	SW846 6020
Calcium - DISSOLVED	46000 J	1000	ug/L	SW846 6020
Cobalt - DISSOLVED	29.4 J	1.0	ug/L	SW846 6020
Chromium - DISSOLVED	2.7 J	2.0	ug/L	SW846 6020

(Continued on next page)

EXECUTIVE SUMMARY - Detection Highlights

8H22130 : A8H220130

PARAMETER	RESULT	REPORTING LIMIT	UNITS	ANALYTICAL METHOD
DMW-16S-082108 08/21/08 14:45 005				
Copper - DISSOLVED	0.053 B,J	2.0	ug/L	SW846 6020
Iron - DISSOLVED	41500 J	50.0	ug/L	SW846 6020
Manganese - DISSOLVED	2520 J	1.0	ug/L	SW846 6020
Molybdenum - DISSOLVED	0.16 B	2.0	ug/L	SW846 6020
Nickel - DISSOLVED	30.7 J	2.0	ug/L	SW846 6020
Lead - DISSOLVED	0.036 B,J	1.0	ug/L	SW846 6020
Antimony - DISSOLVED	0.046 B	2.0	ug/L	SW846 6020
Selenium - DISSOLVED	1.6 B	5.0	ug/L	SW846 6020
Vanadium - DISSOLVED	3.4 B	20.0	ug/L	SW846 6020
Zinc - DISSOLVED	1.6 B,J	20.0	ug/L	SW846 6020
Magnesium - DISSOLVED	46900 J	1000	ug/L	SW846 6020
Arsenic	3.9 B	5.0	ug/L	SW846 6020
Barium	41.7 J	1.0	ug/L	SW846 6020
Beryllium	3.6	1.0	ug/L	SW846 6020
Calcium	50000 J	1000	ug/L	SW846 6020
Cadmium	0.015 B	1.0	ug/L	SW846 6020
Cobalt	33.5 J	1.0	ug/L	SW846 6020
Chromium	16.3 J	2.0	ug/L	SW846 6020
Copper	0.097 B,J	2.0	ug/L	SW846 6020
Iron	43800 J	50.0	ug/L	SW846 6020
Manganese	2740 J	1.0	ug/L	SW846 6020
Molybdenum	0.15 B	2.0	ug/L	SW846 6020
Nickel	35.4 J	2.0	ug/L	SW846 6020
Lead	0.091 B,J	1.0	ug/L	SW846 6020
Selenium	4.5 B	5.0	ug/L	SW846 6020
Vanadium	39.7	20.0	ug/L	SW846 6020
Zinc	243 J	20.0	ug/L	SW846 6020
Magnesium	50700 J	1000	ug/L	SW846 6020
1,4-Dioxane	590	25	ug/L	SW846 8270C
1,2-Dichlorobenzene	1.9 J	3.3	ug/L	SW846 8260B
1,3-Dichlorobenzene	0.63 J	3.3	ug/L	SW846 8260B
1,4-Dichlorobenzene	0.83 J	3.3	ug/L	SW846 8260B
cis-1,2-Dichloroethene	26	3.3	ug/L	SW846 8260B
tert-Butyl alcohol	14 J	67	ug/L	SW846 8260B
1,2,4-Trichloro-benzene	1.2 J	3.3	ug/L	SW846 8260B
1,2,3-Trimethylbenzene	0.10 J,B	17	ug/L	SW846 8260B
Benzene	5.9	3.3	ug/L	SW846 8260B
Vinyl chloride	73	3.3	ug/L	SW846 8260B
Total Organic Carbon	24	1	mg/L	MCAWW 415.1
Chemical Oxygen Demand (COD)	89.0	20.0	mg/L	SM18 5220 D

(Continued on next page)

EXECUTIVE SUMMARY - Detection Highlights

8H22130 : A8H220130

PARAMETER	RESULT	REPORTING LIMIT	UNITS	ANALYTICAL METHOD
DMW-16S-082108 08/21/08 14:45 005				
Total Alkalinity	458 J	5.0	mg/L	SM18 2320 B
pH (liquid)	6.6		No Units	SW846 9040B
DMW-2S-082108 08/21/08 15:10 006				
Arsenic - DISSOLVED	12.3	5.0	ug/L	SW846 6020
Barium - DISSOLVED	13.5 J	1.0	ug/L	SW846 6020
Beryllium - DISSOLVED	4.3	1.0	ug/L	SW846 6020
Cadmium - DISSOLVED	221	1.0	ug/L	SW846 6020
Cobalt - DISSOLVED	230 J	1.0	ug/L	SW846 6020
Chromium - DISSOLVED	3.5 J	2.0	ug/L	SW846 6020
Copper - DISSOLVED	48.1 J	2.0	ug/L	SW846 6020
Iron - DISSOLVED	43.7 B,J	50.0	ug/L	SW846 6020
Manganese - DISSOLVED	5950 J	1.0	ug/L	SW846 6020
Nickel - DISSOLVED	104 J	2.0	ug/L	SW846 6020
Lead - DISSOLVED	0.91 B,J	1.0	ug/L	SW846 6020
Selenium - DISSOLVED	33.0	5.0	ug/L	SW846 6020
Zinc - DISSOLVED	275 J	20.0	ug/L	SW846 6020
Arsenic	12.6	5.0	ug/L	SW846 6020
Barium	15.1 J	1.0	ug/L	SW846 6020
Beryllium	4.7	1.0	ug/L	SW846 6020
Cadmium	237	1.0	ug/L	SW846 6020
Cobalt	244 J	1.0	ug/L	SW846 6020
Chromium	4.0 J	2.0	ug/L	SW846 6020
Copper	50.8 J	2.0	ug/L	SW846 6020
Iron	66.6 J	50.0	ug/L	SW846 6020
Manganese	6350 J	1.0	ug/L	SW846 6020
Nickel	109 J	2.0	ug/L	SW846 6020
Lead	0.99 B,J	1.0	ug/L	SW846 6020
Antimony	0.042 B	2.0	ug/L	SW846 6020
Selenium	33.8	5.0	ug/L	SW846 6020
Thallium	0.11 B	1.0	ug/L	SW846 6020
Zinc	289 J	20.0	ug/L	SW846 6020
Mercury	0.10 B	0.20	ug/L	SW846 7470A
1,4-Dioxane	180	5.0	ug/L	SW846 8270C
cis-1,2-Dichloroethene	1000	62	ug/L	SW846 8260B
Chloroform	11 J	62	ug/L	SW846 8260B
1,2-Dichloroethane	18 J	62	ug/L	SW846 8260B
Trichloroethene	2200	62	ug/L	SW846 8260B
Vinyl chloride	530	62	ug/L	SW846 8260B

(Continued on next page)

EXECUTIVE SUMMARY - Detection Highlights

8H22130 : A8H230142

PARAMETER	RESULT	REPORTING LIMIT	UNITS	ANALYTICAL METHOD
DMW-9I-082208 08/22/08 11:15 002				
Arsenic - DISSOLVED	3.2 B	5.0	ug/L	SW846 6020
Barium - DISSOLVED	30.3 J	1.0	ug/L	SW846 6020
Beryllium - DISSOLVED	0.88 B	1.0	ug/L	SW846 6020
Calcium - DISSOLVED	54100 J	1000	ug/L	SW846 6020
Cadmium - DISSOLVED	0.25 B	1.0	ug/L	SW846 6020
Cobalt - DISSOLVED	253 J	1.0	ug/L	SW846 6020
Chromium - DISSOLVED	0.91 B,J	2.0	ug/L	SW846 6020
Copper - DISSOLVED	0.48 B,J	2.0	ug/L	SW846 6020
Iron - DISSOLVED	5670 J	50.0	ug/L	SW846 6020
Manganese - DISSOLVED	4790 J	1.0	ug/L	SW846 6020
Nickel - DISSOLVED	63.0 J	2.0	ug/L	SW846 6020
Lead - DISSOLVED	0.33 B,J	1.0	ug/L	SW846 6020
Antimony - DISSOLVED	0.061 B	2.0	ug/L	SW846 6020
Selenium - DISSOLVED	4.3 B	5.0	ug/L	SW846 6020
Vanadium - DISSOLVED	1.3 B	20.0	ug/L	SW846 6020
Zinc - DISSOLVED	110 J	20.0	ug/L	SW846 6020
Magnesium - DISSOLVED	27500 J	1000	ug/L	SW846 6020
Silver	0.12 B	1.0	ug/L	SW846 6020
Arsenic	13.5	5.0	ug/L	SW846 6020
Barium	65.3 J	1.0	ug/L	SW846 6020
Beryllium	1.3	1.0	ug/L	SW846 6020
Calcium	45400 J	1000	ug/L	SW846 6020
Cadmium	2.8	1.0	ug/L	SW846 6020
Cobalt	247 J	1.0	ug/L	SW846 6020
Chromium	31.6 J	2.0	ug/L	SW846 6020
Copper	41.8 J	2.0	ug/L	SW846 6020
Iron	13700 J	50.0	ug/L	SW846 6020
Manganese	3980 J	1.0	ug/L	SW846 6020
Molybdenum	2.7	2.0	ug/L	SW846 6020
Nickel	64.7 J	2.0	ug/L	SW846 6020
Lead	30.0 J	1.0	ug/L	SW846 6020
Antimony	1.4 B	2.0	ug/L	SW846 6020
Selenium	6.9	5.0	ug/L	SW846 6020
Vanadium	55.0	20.0	ug/L	SW846 6020
Zinc	218 J	20.0	ug/L	SW846 6020
Magnesium	23600 J	1000	ug/L	SW846 6020
Mercury	0.51	0.20	ug/L	SW846 7470A
1,4-Dioxane	230	5.0	ug/L	SW846 8270C
cis-1,2-Dichloroethene	2900	83	ug/L	SW846 8260B
1,2,3-Trimethylbenzene	2.6 J,B	420	ug/L	SW846 8260B
Carbon tetrachloride	20 J	83	ug/L	SW846 8260B
1,1-Dichloroethene	22 J	83	ug/L	SW846 8260B
Methylene chloride	29 J	83	ug/L	SW846 8260B

(Continued on next page)

EXECUTIVE SUMMARY - Detection Highlights

8H22130 : A8H230142

PARAMETER	RESULT	REPORTING LIMIT	UNITS	ANALYTICAL METHOD
DMW-9I-082208 08/22/08 11:15 002				
Trichloroethene	700	83	ug/L	SW846 8260B
Vinyl chloride	2000	83	ug/L	SW846 8260B
Total Organic Carbon	5	1	mg/L	MCAWW 415.1
Chemical Oxygen Demand (COD)	27.2	20.0	mg/L	SM18 5220 D
Total Alkalinity	82.2 J	5.0	mg/L	SM18 2320 B
pH (liquid)	6.0		No Units	SW846 9040B
DMW-9D-082208 08/22/08 12:35 003				
Arsenic - DISSOLVED	4.0 B	5.0	ug/L	SW846 6020
Barium - DISSOLVED	39.2 J	1.0	ug/L	SW846 6020
Beryllium - DISSOLVED	0.47 B	1.0	ug/L	SW846 6020
Calcium - DISSOLVED	9920 J	1000	ug/L	SW846 6020
Cadmium - DISSOLVED	0.028 B	1.0	ug/L	SW846 6020
Cobalt - DISSOLVED	377 J	1.0	ug/L	SW846 6020
Chromium - DISSOLVED	1.0 B,J	2.0	ug/L	SW846 6020
Copper - DISSOLVED	0.50 B,J	2.0	ug/L	SW846 6020
Iron - DISSOLVED	16100 J	50.0	ug/L	SW846 6020
Manganese - DISSOLVED	3430 J	1.0	ug/L	SW846 6020
Nickel - DISSOLVED	46.3 J	2.0	ug/L	SW846 6020
Lead - DISSOLVED	1.7 J	1.0	ug/L	SW846 6020
Selenium - DISSOLVED	1.1 B	5.0	ug/L	SW846 6020
Vanadium - DISSOLVED	1.7 B	20.0	ug/L	SW846 6020
Zinc - DISSOLVED	74.6 J	20.0	ug/L	SW846 6020
Magnesium - DISSOLVED	7130 J	1000	ug/L	SW846 6020
Arsenic	4.4 B	5.0	ug/L	SW846 6020
Barium	41.9 J	1.0	ug/L	SW846 6020
Beryllium	0.50 B	1.0	ug/L	SW846 6020
Calcium	10100 J	1000	ug/L	SW846 6020
Cadmium	0.10 B	1.0	ug/L	SW846 6020
Cobalt	390 J	1.0	ug/L	SW846 6020
Chromium	1.8 B,J	2.0	ug/L	SW846 6020
Copper	6.6 J	2.0	ug/L	SW846 6020
Iron	17000 J	50.0	ug/L	SW846 6020
Manganese	3560 J	1.0	ug/L	SW846 6020
Nickel	47.0 J	2.0	ug/L	SW846 6020
Lead	2.8 J	1.0	ug/L	SW846 6020
Selenium	1.2 B	5.0	ug/L	SW846 6020
Vanadium	2.8 B	20.0	ug/L	SW846 6020
Zinc	75.6 J	20.0	ug/L	SW846 6020
Magnesium	7420 J	1000	ug/L	SW846 6020

(Continued on next page)

EXECUTIVE SUMMARY - Detection Highlights

8H22130 : A8H230142

PARAMETER	RESULT	REPORTING LIMIT	UNITS	ANALYTICAL METHOD
DMW-9D-082208 08/22/08 12:35 003				
1,4-Dioxane	110	4.0	ug/L	SW846 8270C
cis-1,2-Dichloroethene	470	120	ug/L	SW846 8260B
1,2,3-Trimethylbenzene	3.9 J,B	620	ug/L	SW846 8260B
Chloroform	290	120	ug/L	SW846 8260B
Methylene chloride	55 J	120	ug/L	SW846 8260B
Trichloroethene	3800	120	ug/L	SW846 8260B
Vinyl chloride	45 J	120	ug/L	SW846 8260B
Total Organic Carbon	5	1	mg/L	MCAWW 415.1
Chemical Oxygen Demand (COD)	24.7	20.0	mg/L	SM18 5220 D
Total Alkalinity	9.8 J	5.0	mg/L	SM18 2320 B
pH (liquid)	5.4		No Units	SW846 9040B
DMW-9S-082208 08/22/08 15:25 004				
Arsenic - DISSOLVED	1.9 B	5.0	ug/L	SW846 6020
Barium - DISSOLVED	110 J	1.0	ug/L	SW846 6020
Beryllium - DISSOLVED	0.066 B	1.0	ug/L	SW846 6020
Calcium - DISSOLVED	81000 J	1000	ug/L	SW846 6020
Cobalt - DISSOLVED	0.15 B,J	1.0	ug/L	SW846 6020
Chromium - DISSOLVED	1.4 B,J	2.0	ug/L	SW846 6020
Copper - DISSOLVED	0.12 B,J	2.0	ug/L	SW846 6020
Iron - DISSOLVED	33000 J	50.0	ug/L	SW846 6020
Manganese - DISSOLVED	3740 J	1.0	ug/L	SW846 6020
Nickel - DISSOLVED	0.22 B,J	2.0	ug/L	SW846 6020
Lead - DISSOLVED	0.060 B,J	1.0	ug/L	SW846 6020
Antimony - DISSOLVED	0.059 B	2.0	ug/L	SW846 6020
Selenium - DISSOLVED	1.3 B	5.0	ug/L	SW846 6020
Vanadium - DISSOLVED	9.3 B	20.0	ug/L	SW846 6020
Zinc - DISSOLVED	3.1 B,J	20.0	ug/L	SW846 6020
Magnesium - DISSOLVED	46500 J	1000	ug/L	SW846 6020
Arsenic	2.1 B	5.0	ug/L	SW846 6020
Barium	120 J	1.0	ug/L	SW846 6020
Beryllium	0.051 B	1.0	ug/L	SW846 6020
Calcium	87400 J	1000	ug/L	SW846 6020
Cobalt	0.37 B,J	1.0	ug/L	SW846 6020
Chromium	1.5 B,J	2.0	ug/L	SW846 6020
Copper	0.46 B,J	2.0	ug/L	SW846 6020
Iron	35300 J	50.0	ug/L	SW846 6020
Manganese	4030 J	1.0	ug/L	SW846 6020
Nickel	0.36 B,J	2.0	ug/L	SW846 6020
Lead	0.11 B,J	1.0	ug/L	SW846 6020

(Continued on next page)

EXECUTIVE SUMMARY - Detection Highlights

8H22130 : A8H230142

PARAMETER	RESULT	REPORTING LIMIT	UNITS	ANALYTICAL METHOD
DMW-9S-082208 08/22/08 15:25 004				
Antimony	0.052 B	2.0	ug/L	SW846 6020
Selenium	1.2 B	5.0	ug/L	SW846 6020
Vanadium	10.2 B	20.0	ug/L	SW846 6020
Zinc	3.9 B,J	20.0	ug/L	SW846 6020
Magnesium	49200 J	1000	ug/L	SW846 6020
Mercury	0.10 B	0.20	ug/L	SW846 7470A
1,4-Dioxane	42	2.0	ug/L	SW846 8270C
cis-1,2-Dichloroethene	6600	1200	ug/L	SW846 8260B
1,2,4-Trimethylbenzene	240 J	1200	ug/L	SW846 8260B
o-Xylene	830 J	1200	ug/L	SW846 8260B
Xylenes (total)	16000	2500	ug/L	SW846 8260B
m-Xylene & p-Xylene	15000	2500	ug/L	SW846 8260B
Benzene	570 J	1200	ug/L	SW846 8260B
Ethylbenzene	2100	1200	ug/L	SW846 8260B
Toluene	4400	1200	ug/L	SW846 8260B
Vinyl chloride	35000	1200	ug/L	SW846 8260B
Total Organic Carbon	22	1	mg/L	MCAWW 415.1
Chemical Oxygen Demand (COD)	245	20.0	mg/L	SM18 5220 D
Total Alkalinity	482 J	5.0	mg/L	SM18 2320 B
pH (liquid)	6.4		No Units	SW846 9040B

(Continued on next page)

EXECUTIVE SUMMARY - Detection Highlights

8H22130 : A8H260119

PARAMETER	RESULT	REPORTING LIMIT	UNITS	ANALYTICAL METHOD
TB-082508 08/25/08 07:30 001				
Acetone	1.7 J	5.0	ug/L	SW846 8260B
DMW-4I-082508 08/25/08 10:57 002				
Magnesium - DISSOLVED	90900 J	1000	ug/L	SW846 6020
Arsenic - DISSOLVED	27.1	5.0	ug/L	SW846 6020
Barium - DISSOLVED	14.6 J	1.0	ug/L	SW846 6020
Beryllium - DISSOLVED	10.2	1.0	ug/L	SW846 6020
Cadmium - DISSOLVED	59.6	1.0	ug/L	SW846 6020
Cobalt - DISSOLVED	171	1.0	ug/L	SW846 6020
Chromium - DISSOLVED	11.3 J	2.0	ug/L	SW846 6020
Copper - DISSOLVED	111 J	2.0	ug/L	SW846 6020
Iron - DISSOLVED	2710 J	50.0	ug/L	SW846 6020
Manganese - DISSOLVED	8760 J	1.0	ug/L	SW846 6020
Nickel - DISSOLVED	134	2.0	ug/L	SW846 6020
Lead - DISSOLVED	10.1 J	1.0	ug/L	SW846 6020
Antimony - DISSOLVED	0.095 B	2.0	ug/L	SW846 6020
Selenium - DISSOLVED	30.3	5.0	ug/L	SW846 6020
Thallium - DISSOLVED	0.32 B	1.0	ug/L	SW846 6020
Vanadium - DISSOLVED	1.2 B	20.0	ug/L	SW846 6020
Zinc - DISSOLVED	463 J	20.0	ug/L	SW846 6020
Calcium - DISSOLVED	119000 J	1000	ug/L	SW846 6020
Magnesium	72200 J	1000	ug/L	SW846 6020
Silver	0.35 B	1.0	ug/L	SW846 6020
Arsenic	41.7	5.0	ug/L	SW846 6020
Barium	21.5 J	1.0	ug/L	SW846 6020
Beryllium	9.3	1.0	ug/L	SW846 6020
Cadmium	56.6	1.0	ug/L	SW846 6020
Cobalt	140	1.0	ug/L	SW846 6020
Chromium	70.3 J	2.0	ug/L	SW846 6020
Copper	142 J	2.0	ug/L	SW846 6020
Iron	10200 J	50.0	ug/L	SW846 6020
Manganese	6820 J	1.0	ug/L	SW846 6020
Molybdenum	2.2	2.0	ug/L	SW846 6020
Nickel	113	2.0	ug/L	SW846 6020
Lead	13.5 J	1.0	ug/L	SW846 6020
Antimony	0.53 B	2.0	ug/L	SW846 6020
Selenium	30.4	5.0	ug/L	SW846 6020
Thallium	0.50 B	1.0	ug/L	SW846 6020
Vanadium	66.9	20.0	ug/L	SW846 6020
Zinc	419 J	20.0	ug/L	SW846 6020
Calcium	115000 J	1000	ug/L	SW846 6020
Mercury	0.17 B,J	0.20	ug/L	SW846 7470A

(Continued on next page)

EXECUTIVE SUMMARY - Detection Highlights

8H22130 : A8H260119

PARAMETER	RESULT	REPORTING LIMIT	UNITS	ANALYTICAL METHOD
DMW-4I-082508 08/25/08 10:57 002				
1,4-Dioxane	26	1.0	ug/L	SW846 8270C
1,2,3-Trimethylbenzene	9.3 J,B	1200	ug/L	SW846 8260B
cis-1,2-Dichloroethene	1300	250	ug/L	SW846 8260B
1,1-Dichloroethene	76 J	250	ug/L	SW846 8260B
1,1,1-Trichloroethane	78 J	250	ug/L	SW846 8260B
Trichloroethene	7300	250	ug/L	SW846 8260B
Vinyl chloride	74 J	250	ug/L	SW846 8260B
Total Organic Carbon	15	1	mg/L	MCAWW 415.1
Hexavalent Chromium	0.02	0.02	mg/L	SW846 7196A
Chemical Oxygen Demand (COD)	59.3	20.0	mg/L	SM18 5220 D
pH (liquid)	4.2		No Units	SW846 9040B
DMW-16D-082508 08/25/08 11:25 003				
Arsenic - DISSOLVED	1.7 B	5.0	ug/L	SW846 6020
Barium - DISSOLVED	6.4 J	1.0	ug/L	SW846 6020
Cobalt - DISSOLVED	5.2	1.0	ug/L	SW846 6020
Chromium - DISSOLVED	0.36 B,J	2.0	ug/L	SW846 6020
Copper - DISSOLVED	0.064 B,J	2.0	ug/L	SW846 6020
Iron - DISSOLVED	2210 J	50.0	ug/L	SW846 6020
Manganese - DISSOLVED	41.7 J	1.0	ug/L	SW846 6020
Nickel - DISSOLVED	7.2	2.0	ug/L	SW846 6020
Lead - DISSOLVED	0.026 B,J	1.0	ug/L	SW846 6020
Zinc - DISSOLVED	11.5 B,J	20.0	ug/L	SW846 6020
Arsenic	2.8 B	5.0	ug/L	SW846 6020
Barium	7.7 J	1.0	ug/L	SW846 6020
Beryllium	0.016 B	1.0	ug/L	SW846 6020
Cadmium	0.010 B	1.0	ug/L	SW846 6020
Cobalt	4.6	1.0	ug/L	SW846 6020
Chromium	1.7 B,J	2.0	ug/L	SW846 6020
Copper	2.0 J	2.0	ug/L	SW846 6020
Iron	4020 J	50.0	ug/L	SW846 6020
Manganese	39.6 J	1.0	ug/L	SW846 6020
Nickel	6.1	2.0	ug/L	SW846 6020
Lead	0.33 B,J	1.0	ug/L	SW846 6020
Thallium	0.15 B	1.0	ug/L	SW846 6020
Vanadium	2.5 B	20.0	ug/L	SW846 6020
Zinc	10.9 B,J	20.0	ug/L	SW846 6020

(Continued on next page)

EXECUTIVE SUMMARY - Detection Highlights

8H22130 : A8H260119

PARAMETER	RESULT	REPORTING LIMIT	UNITS	ANALYTICAL METHOD
DMW-4D-082508 08/25/08 12:13 004				
Magnesium - DISSOLVED	62500 J	1000	ug/L	SW846 6020
Arsenic - DISSOLVED	20.8	5.0	ug/L	SW846 6020
Barium - DISSOLVED	20.7 J	1.0	ug/L	SW846 6020
Beryllium - DISSOLVED	4.2	1.0	ug/L	SW846 6020
Cadmium - DISSOLVED	24.3	1.0	ug/L	SW846 6020
Cobalt - DISSOLVED	162	1.0	ug/L	SW846 6020
Chromium - DISSOLVED	2.1 J	2.0	ug/L	SW846 6020
Copper - DISSOLVED	67.5 J	2.0	ug/L	SW846 6020
Iron - DISSOLVED	36.6 B,J	50.0	ug/L	SW846 6020
Manganese - DISSOLVED	6010 J	1.0	ug/L	SW846 6020
Nickel - DISSOLVED	117	2.0	ug/L	SW846 6020
Lead - DISSOLVED	1.9 J	1.0	ug/L	SW846 6020
Selenium - DISSOLVED	29.8	5.0	ug/L	SW846 6020
Thallium - DISSOLVED	0.20 B	1.0	ug/L	SW846 6020
Zinc - DISSOLVED	374 J	20.0	ug/L	SW846 6020
Calcium - DISSOLVED	72100 J	1000	ug/L	SW846 6020
Magnesium	55900 J	1000	ug/L	SW846 6020
Silver	0.0050 B	1.0	ug/L	SW846 6020
Arsenic	19.8	5.0	ug/L	SW846 6020
Barium	20.6 J	1.0	ug/L	SW846 6020
Beryllium	3.8	1.0	ug/L	SW846 6020
Cadmium	21.8	1.0	ug/L	SW846 6020
Cobalt	143	1.0	ug/L	SW846 6020
Chromium	5.1 J	2.0	ug/L	SW846 6020
Copper	59.1 J	2.0	ug/L	SW846 6020
Iron	976 J	50.0	ug/L	SW846 6020
Manganese	5210 J	1.0	ug/L	SW846 6020
Nickel	104	2.0	ug/L	SW846 6020
Lead	2.0 J	1.0	ug/L	SW846 6020
Selenium	26.7	5.0	ug/L	SW846 6020
Thallium	0.23 B	1.0	ug/L	SW846 6020
Vanadium	2.6 B	20.0	ug/L	SW846 6020
Zinc	333 J	20.0	ug/L	SW846 6020
Calcium	62700 J	1000	ug/L	SW846 6020
Mercury	1.9 J	0.20	ug/L	SW846 7470A
1,4-Dioxane	8.3	1.0	ug/L	SW846 8270C
1,2,3-Trimethylbenzene	4.4 J,B	710	ug/L	SW846 8260B
cis-1,2-Dichloroethene	310	140	ug/L	SW846 8260B
Trichloroethene	4400	140	ug/L	SW846 8260B
Total Organic Carbon	4	1	mg/L	MCAWW 415.1
Hexavalent Chromium	0.005 B	0.02	mg/L	SW846 7196A

(Continued on next page)

EXECUTIVE SUMMARY - Detection Highlights

8H22130 : A8H260119

PARAMETER	RESULT	REPORTING LIMIT	UNITS	ANALYTICAL METHOD
DMW-4D-082508 08/25/08 12:13 004				
Chemical Oxygen Demand (COD)	27.2	20.0	mg/L	SM18 5220 D
pH (liquid)	4.2		No Units	SW846 9040B
DMW-14I-082508 08/25/08 12:55 005				
Magnesium - DISSOLVED	27700 J	1000	ug/L	SW846 6020
Arsenic - DISSOLVED	22.1	5.0	ug/L	SW846 6020
Barium - DISSOLVED	14.5 J	1.0	ug/L	SW846 6020
Cobalt - DISSOLVED	12.9	1.0	ug/L	SW846 6020
Chromium - DISSOLVED	0.92 B,J	2.0	ug/L	SW846 6020
Iron - DISSOLVED	68600 J	50.0	ug/L	SW846 6020
Manganese - DISSOLVED	2020 J	1.0	ug/L	SW846 6020
Nickel - DISSOLVED	6.5	2.0	ug/L	SW846 6020
Selenium - DISSOLVED	0.27 B	5.0	ug/L	SW846 6020
Vanadium - DISSOLVED	0.64 B	20.0	ug/L	SW846 6020
Zinc - DISSOLVED	1.9 B,J	20.0	ug/L	SW846 6020
Calcium - DISSOLVED	181000 J	1000	ug/L	SW846 6020
Magnesium	29800 J	1000	ug/L	SW846 6020
Arsenic	23.2	5.0	ug/L	SW846 6020
Barium	16.0 J	1.0	ug/L	SW846 6020
Cobalt	13.4	1.0	ug/L	SW846 6020
Chromium	1.3 B,J	2.0	ug/L	SW846 6020
Copper	0.15 B,J	2.0	ug/L	SW846 6020
Iron	73500 J	50.0	ug/L	SW846 6020
Manganese	2120 J	1.0	ug/L	SW846 6020
Nickel	7.1	2.0	ug/L	SW846 6020
Lead	0.064 B,J	1.0	ug/L	SW846 6020
Selenium	0.32 B	5.0	ug/L	SW846 6020
Vanadium	0.72 B	20.0	ug/L	SW846 6020
Zinc	2.6 B,J	20.0	ug/L	SW846 6020
Calcium	183000 J	1000	ug/L	SW846 6020
1,4-Dioxane	32	1.0	ug/L	SW846 8270C
cis-1,2-Dichloroethene	1700	67	ug/L	SW846 8260B
Chlorobenzene	270	67	ug/L	SW846 8260B
1,1-Dichloroethene	28 J	67	ug/L	SW846 8260B
Trichloroethene	50 J	67	ug/L	SW846 8260B
Vinyl chloride	1000	67	ug/L	SW846 8260B
Total Organic Carbon	10	1	mg/L	MCAWW 415.1
Chemical Oxygen Demand (COD)	42.0	20.0	mg/L	SM18 5220 D
Total Alkalinity	79.4 J	5.0	mg/L	SM18 2320 B

(Continued on next page)

EXECUTIVE SUMMARY - Detection Highlights

8H22130 : A8H260119

PARAMETER	RESULT	REPORTING LIMIT	UNITS	ANALYTICAL METHOD
DMW-14I-082508 08/25/08 12:55 005				
pH (liquid)	6.1		No Units	SW846 9040B
DMW-4S-082508 08/25/08 14:45 006				
Magnesium - DISSOLVED	74100 J	1000	ug/L	SW846 6020
Arsenic - DISSOLVED	4.4 B	5.0	ug/L	SW846 6020
Barium - DISSOLVED	10.3 J	1.0	ug/L	SW846 6020
Beryllium - DISSOLVED	1.3	1.0	ug/L	SW846 6020
Cadmium - DISSOLVED	6.3	1.0	ug/L	SW846 6020
Cobalt - DISSOLVED	83.3	1.0	ug/L	SW846 6020
Chromium - DISSOLVED	0.97 B,J	2.0	ug/L	SW846 6020
Copper - DISSOLVED	1.0 B,J	2.0	ug/L	SW846 6020
Iron - DISSOLVED	46200 J	50.0	ug/L	SW846 6020
Manganese - DISSOLVED	7150 J	1.0	ug/L	SW846 6020
Nickel - DISSOLVED	37.8	2.0	ug/L	SW846 6020
Lead - DISSOLVED	0.65 B,J	1.0	ug/L	SW846 6020
Selenium - DISSOLVED	3.4 B	5.0	ug/L	SW846 6020
Zinc - DISSOLVED	134 J	20.0	ug/L	SW846 6020
Calcium - DISSOLVED	95000 J	1000	ug/L	SW846 6020
Magnesium	64100 J	1000	ug/L	SW846 6020
Arsenic	4.1 B	5.0	ug/L	SW846 6020
Barium	11.5 J	1.0	ug/L	SW846 6020
Beryllium	1.2	1.0	ug/L	SW846 6020
Cadmium	24.8	1.0	ug/L	SW846 6020
Cobalt	72.4	1.0	ug/L	SW846 6020
Chromium	4.4 J	2.0	ug/L	SW846 6020
Copper	14.2 J	2.0	ug/L	SW846 6020
Iron	40800 J	50.0	ug/L	SW846 6020
Manganese	6160 J	1.0	ug/L	SW846 6020
Nickel	33.4	2.0	ug/L	SW846 6020
Lead	2.9 J	1.0	ug/L	SW846 6020
Selenium	3.4 B	5.0	ug/L	SW846 6020
Vanadium	2.6 B	20.0	ug/L	SW846 6020
Zinc	146 J	20.0	ug/L	SW846 6020
Calcium	85300 J	1000	ug/L	SW846 6020
1,4-Dioxane	15	1.0	ug/L	SW846 8270C
cis-1,2-Dichloroethene	170	50	ug/L	SW846 8260B
1,2-Dichloroethane	16 J	50	ug/L	SW846 8260B
1,1-Dichloroethene	27 J	50	ug/L	SW846 8260B
Trichloroethene	1300	50	ug/L	SW846 8260B
Vinyl chloride	48 J	50	ug/L	SW846 8260B
Total Organic Carbon	7	1	mg/L	MCAWW 415.1

(Continued on next page)

EXECUTIVE SUMMARY - Detection Highlights

8H22130 : A8H260119

PARAMETER	RESULT	REPORTING LIMIT	UNITS	ANALYTICAL METHOD
DMW-4S-082508 08/25/08 14:45 006				
Hexavalent Chromium	0.002 B	0.02	mg/L	SW846 7196A
Chemical Oxygen Demand (COD)	42.0	20.0	mg/L	SM18 5220 D
Total Alkalinity	33.8 J	5.0	mg/L	SM18 2320 B
pH (liquid)	5.4		No Units	SW846 9040B

(Continued on next page)

EXECUTIVE SUMMARY - Detection Highlights

8H22130 : A8H270116

PARAMETER	RESULT	REPORTING LIMIT	UNITS	ANALYTICAL METHOD
DMW-5I-082608 08/26/08 10:37 002				
Silver - DISSOLVED	0.025 B	1.0	ug/L	SW846 6020
Arsenic - DISSOLVED	13.1	5.0	ug/L	SW846 6020
Barium - DISSOLVED	14.5 J	1.0	ug/L	SW846 6020
Beryllium - DISSOLVED	2.6	1.0	ug/L	SW846 6020
Calcium - DISSOLVED	81500 J	1000	ug/L	SW846 6020
Cadmium - DISSOLVED	3.4 J	1.0	ug/L	SW846 6020
Cobalt - DISSOLVED	79.2	1.0	ug/L	SW846 6020
Chromium - DISSOLVED	10 J	2.0	ug/L	SW846 6020
Copper - DISSOLVED	4.6 J	2.0	ug/L	SW846 6020
Iron - DISSOLVED	34500 J	50.0	ug/L	SW846 6020
Magnesium - DISSOLVED	47300 J	1000	ug/L	SW846 6020
Manganese - DISSOLVED	2800 J	1.0	ug/L	SW846 6020
Nickel - DISSOLVED	70.0 J	2.0	ug/L	SW846 6020
Lead - DISSOLVED	4.6 J	1.0	ug/L	SW846 6020
Selenium - DISSOLVED	32.7	5.0	ug/L	SW846 6020
Thallium - DISSOLVED	0.17 B,J	1.0	ug/L	SW846 6020
Vanadium - DISSOLVED	3.8 B	20.0	ug/L	SW846 6020
Zinc - DISSOLVED	236 J	20.0	ug/L	SW846 6020
Arsenic	14.0	5.0	ug/L	SW846 6020
Barium	15.9 J	1.0	ug/L	SW846 6020
Beryllium	2.4	1.0	ug/L	SW846 6020
Calcium	76700 J	1000	ug/L	SW846 6020
Cadmium	23.3 J	1.0	ug/L	SW846 6020
Cobalt	74.5	1.0	ug/L	SW846 6020
Chromium	11.9 J	2.0	ug/L	SW846 6020
Copper	214 J	2.0	ug/L	SW846 6020
Iron	32600 J	50.0	ug/L	SW846 6020
Magnesium	43800 J	1000	ug/L	SW846 6020
Manganese	2580 J	1.0	ug/L	SW846 6020
Molybdenum	0.82 B	2.0	ug/L	SW846 6020
Nickel	65.2 J	2.0	ug/L	SW846 6020
Lead	19.6 J	1.0	ug/L	SW846 6020
Antimony	0.49 B	2.0	ug/L	SW846 6020
Selenium	30.5	5.0	ug/L	SW846 6020
Thallium	0.24 B,J	1.0	ug/L	SW846 6020
Vanadium	4.9 B	20.0	ug/L	SW846 6020
Zinc	328 J	20.0	ug/L	SW846 6020
1,4-Dioxane	1.4	1.0	ug/L	SW846 8270C
1,2,3-Trimethylbenzene	0.092 J,B	20	ug/L	SW846 8260B
Acetone	4.5 J	20	ug/L	SW846 8260B
cis-1,2-Dichloroethene	53	4.0	ug/L	SW846 8260B
trans-1,2-Dichloroethene	2.5 J	4.0	ug/L	SW846 8260B
1,2-Dichloroethane	0.93 J	4.0	ug/L	SW846 8260B

(Continued on next page)

EXECUTIVE SUMMARY - Detection Highlights

8H22130 : A8H270116

PARAMETER	RESULT	REPORTING LIMIT	UNITS	ANALYTICAL METHOD
DMW-5I-082608 08/26/08 10:37 002				
Trichloroethene	120	4.0	ug/L	SW846 8260B
Vinyl chloride	3.6 J	4.0	ug/L	SW846 8260B
Total Organic Carbon	5 J	1	mg/L	MCAWW 415.1
Chemical Oxygen Demand (COD)	27.2	20.0	mg/L	SM18 5220 D
pH (liquid)	4.4		No Units	SW846 9040B
DMW-5S-082608 08/26/08 12:23 003				
Arsenic - DISSOLVED	17.1	5.0	ug/L	SW846 6020
Barium - DISSOLVED	13.0 J	1.0	ug/L	SW846 6020
Beryllium - DISSOLVED	4.9	1.0	ug/L	SW846 6020
Calcium - DISSOLVED	77400 J	1000	ug/L	SW846 6020
Cadmium - DISSOLVED	2.0 J	1.0	ug/L	SW846 6020
Cobalt - DISSOLVED	75.1	1.0	ug/L	SW846 6020
Chromium - DISSOLVED	9.3 J	2.0	ug/L	SW846 6020
Copper - DISSOLVED	10.2 J	2.0	ug/L	SW846 6020
Iron - DISSOLVED	24900 J	50.0	ug/L	SW846 6020
Magnesium - DISSOLVED	53500 J	1000	ug/L	SW846 6020
Manganese - DISSOLVED	4190 J	1.0	ug/L	SW846 6020
Nickel - DISSOLVED	64.5 J	2.0	ug/L	SW846 6020
Lead - DISSOLVED	2.9 J	1.0	ug/L	SW846 6020
Selenium - DISSOLVED	38.6	5.0	ug/L	SW846 6020
Thallium - DISSOLVED	0.22 B,J	1.0	ug/L	SW846 6020
Vanadium - DISSOLVED	12.0 B	20.0	ug/L	SW846 6020
Zinc - DISSOLVED	212 J	20.0	ug/L	SW846 6020
Arsenic	17.1	5.0	ug/L	SW846 6020
Barium	13.7 J	1.0	ug/L	SW846 6020
Beryllium	4.7	1.0	ug/L	SW846 6020
Calcium	77900 J	1000	ug/L	SW846 6020
Cadmium	4.0 J	1.0	ug/L	SW846 6020
Cobalt	75.9	1.0	ug/L	SW846 6020
Chromium	158 J	2.0	ug/L	SW846 6020
Copper	59.7 J	2.0	ug/L	SW846 6020
Iron	25500 J	50.0	ug/L	SW846 6020
Magnesium	53700 J	1000	ug/L	SW846 6020
Manganese	4150 J	1.0	ug/L	SW846 6020
Molybdenum	3.4	2.0	ug/L	SW846 6020
Nickel	64.4 J	2.0	ug/L	SW846 6020
Lead	4.3 J	1.0	ug/L	SW846 6020
Antimony	0.038 B	2.0	ug/L	SW846 6020
Selenium	39.2	5.0	ug/L	SW846 6020

(Continued on next page)

EXECUTIVE SUMMARY - Detection Highlights

8H22130 : A8H270116

PARAMETER	RESULT	REPORTING LIMIT	UNITS	ANALYTICAL METHOD
DMW-5S-082608 08/26/08 12:23 003				
Thallium	0.25 B,J	1.0	ug/L	SW846 6020
Vanadium	8.6 B	20.0	ug/L	SW846 6020
Zinc	211 J	20.0	ug/L	SW846 6020
1,4-Dioxane	6.7	1.0	ug/L	SW846 8270C
1,2,3-Trimethylbenzene	8.7 J,B	1200	ug/L	SW846 8260B
cis-1,2-Dichloroethene	960	250	ug/L	SW846 8260B
Trichloroethene	7200	250	ug/L	SW846 8260B
Total Organic Carbon	4 J	1	mg/L	MCAWW 415.1
Hexavalent Chromium	0.002 B	0.02	mg/L	SW846 7196A
Chemical Oxygen Demand (COD)	34.6	20.0	mg/L	SM18 5220 D
pH (liquid)	4.3		No Units	SW846 9040B
MW-6-082608 08/26/08 15:10 004				
Arsenic - DISSOLVED	3.5 B	5.0	ug/L	SW846 6020
Barium - DISSOLVED	9.5 J	1.0	ug/L	SW846 6020
Beryllium - DISSOLVED	0.36 B	1.0	ug/L	SW846 6020
Cadmium - DISSOLVED	0.68 B,J	1.0	ug/L	SW846 6020
Cobalt - DISSOLVED	56.3	1.0	ug/L	SW846 6020
Chromium - DISSOLVED	0.67 B,J	2.0	ug/L	SW846 6020
Copper - DISSOLVED	0.50 B,J	2.0	ug/L	SW846 6020
Iron - DISSOLVED	100000 J	50.0	ug/L	SW846 6020
Manganese - DISSOLVED	11900 J	5.0	ug/L	SW846 6020
Nickel - DISSOLVED	17.8 J	2.0	ug/L	SW846 6020
Lead - DISSOLVED	0.087 B,J	1.0	ug/L	SW846 6020
Selenium - DISSOLVED	5.6	5.0	ug/L	SW846 6020
Thallium - DISSOLVED	0.19 B,J	1.0	ug/L	SW846 6020
Vanadium - DISSOLVED	2.2 B	20.0	ug/L	SW846 6020
Zinc - DISSOLVED	61.9 J	20.0	ug/L	SW846 6020
Arsenic	3.8 B	5.0	ug/L	SW846 6020
Barium	9.1 J	1.0	ug/L	SW846 6020
Beryllium	0.42 B	1.0	ug/L	SW846 6020
Cadmium	0.60 B,J	1.0	ug/L	SW846 6020
Cobalt	56.4	1.0	ug/L	SW846 6020
Chromium	0.72 B,J	2.0	ug/L	SW846 6020
Copper	1.2 B,J	2.0	ug/L	SW846 6020
Iron	102000 J	50.0	ug/L	SW846 6020
Manganese	12000 J	5.0	ug/L	SW846 6020
Nickel	17.4 J	2.0	ug/L	SW846 6020
Lead	0.74 B,J	1.0	ug/L	SW846 6020

(Continued on next page)

EXECUTIVE SUMMARY - Detection Highlights

8H22130 : A8H270116

PARAMETER	RESULT	REPORTING LIMIT	UNITS	ANALYTICAL METHOD
MW-6-082608 08/26/08 15:10 004				
Selenium	5.1	5.0	ug/L	SW846 6020
Thallium	0.18 B,J	1.0	ug/L	SW846 6020
Vanadium	12.9 B	20.0	ug/L	SW846 6020
Zinc	62.6 J	20.0	ug/L	SW846 6020
cis-1,2-Dichloroethene	0.34 J	1.0	ug/L	SW846 8260B

TestAmerica
THE LEADER IN ENVIRONMENTAL TESTING

METHOD SUMMARY

ANALYTICAL METHODS SUMMARY

8H22130

PARAMETER	ANALYTICAL METHOD
pH Aqueous	SW846 9040B
Alkalinity, Total	SM18 2320 B
Chemical Oxygen Demand	SM18 5220 D
Hexavalent Chromium	SW846 7196A
ICP-MS (6020)	SW846 6020
Mercury in Liquid Waste (Manual Cold-Vapor)	SW846 7470A
Semivolatile Organic Compounds by GC/MS	SW846 8270C
Total Organic Carbon	MCAWW 415.1
Volatile Organics by GC/MS	SW846 8260B

References:

MCAWW "Methods for Chemical Analysis of Water and Wastes", EPA-600/4-79-020, March 1983 and subsequent revisions.

SM18 "Standard Methods for the Examination of Water and Wastewater", 18th Edition, 1992.

SW846 "Test Methods for Evaluating Solid Waste, Physical/Chemical Methods", Third Edition, November 1986 and its updates.

TestAmerica

THE LEADER IN ENVIRONMENTAL TESTING

SAMPLE SUMMARY

SAMPLE SUMMARY

8H22130 : A8H220130

WO #	SAMPLE#	CLIENT SAMPLE ID	SAMPLED DATE	SAMP TIME
KVLFP	001	TB-082108	08/21/08	07:30
KVLF0	002	DMW-6S-082108	08/21/08	11:30
KVLF9	003	DMW-16I-082108	08/21/08	12:10
KVLGG	004	DMW-5D-082108	08/21/08	13:05
KVLGM	005	DMW-16S-082108	08/21/08	14:45
KVLHC	006	DMW-2S-082108	08/21/08	15:10

NOTE(S):

- The analytical results of the samples listed above are presented on the following pages.
- All calculations are performed before rounding to avoid round-off errors in calculated results.
- Results noted as "ND" were not detected at or above the stated limit.
- This report must not be reproduced, except in full, without the written approval of the laboratory.
- Results for the following parameters are never reported on a dry weight basis: color, corrosivity, density, flashpoint, ignitability, layers, odor, paint filter test, pH, porosity pressure, reactivity, redox potential, specific gravity, spot tests, solids, solubility, temperature, viscosity, and weight.

(Continued on next page)

SAMPLE SUMMARY

8H22130 : A8H230142

WO #	SAMPLE#	CLIENT SAMPLE ID	SAMPLED DATE	SAMP TIME
KVNW1	001	TB-082208	08/22/08	07:30
KVNXF	002	DMW-9I-082208	08/22/08	11:15
KVNXT	003	DMW-9D-082208	08/22/08	12:35
KVNXV	004	DMW-9S-082208	08/22/08	15:25

NOTE(S):

- The analytical results of the samples listed above are presented on the following pages.
- All calculations are performed before rounding to avoid round-off errors in calculated results.
- Results noted as "ND" were not detected at or above the stated limit.
- This report must not be reproduced, except in full, without the written approval of the laboratory.
- Results for the following parameters are never reported on a dry weight basis: color, corrosivity, density, flashpoint, ignitability, layers, odor, paint filter test, pH, porosity pressure, reactivity, redox potential, specific gravity, spot tests, solids, solubility, temperature, viscosity, and weight.

(Continued on next page)

SAMPLE SUMMARY

8H22130 : A8H260119

WO #	SAMPLE#	CLIENT SAMPLE ID	SAMPLED DATE	SAMP TIME
KVRA4	001	TB-082508	08/25/08	07:30
KVRA6	002	DMW-4I-082508	08/25/08	10:57
KVRA7	003	DMW-16D-082508	08/25/08	11:25
KVRCD	004	DMW-4D-082508	08/25/08	12:13
KVRCG	005	DMW-14I-082508	08/25/08	12:55
KVRCJ	006	DMW-4S-082508	08/25/08	14:45

NOTE(S):

- The analytical results of the samples listed above are presented on the following pages.
- All calculations are performed before rounding to avoid round-off errors in calculated results.
- Results noted as "ND" were not detected at or above the stated limit.
- This report must not be reproduced, except in full, without the written approval of the laboratory.
- Results for the following parameters are never reported on a dry weight basis: color, corrosivity, density, flashpoint, ignitability, layers, odor, paint filter test, pH, porosity pressure, reactivity, redox potential, specific gravity, spot tests, solids, solubility, temperature, viscosity, and weight.

(Continued on next page)

SAMPLE SUMMARY

8H22130 : A8H270116

WO #	SAMPLE#	CLIENT SAMPLE ID	SAMPLED DATE	SAMP TIME
KVVGN	001	TB-082608	08/26/08	07:30
KVVGX	002	DMW-5I-082608	08/26/08	10:37
KVVG4	003	DMW-5S-082608	08/26/08	12:23
KVVG6	004	MW-6-082608	08/26/08	15:10

NOTE(S):

- The analytical results of the samples listed above are presented on the following pages.
- All calculations are performed before rounding to avoid round-off errors in calculated results.
- Results noted as "ND" were not detected at or above the stated limit.
- This report must not be reproduced, except in full, without the written approval of the laboratory.
- Results for the following parameters are never reported on a dry weight basis: color, corrosivity, density, flashpoint, ignitability, layers, odor, paint filter test, pH, porosity pressure, reactivity, redox potential, specific gravity, spot tests, solids, solubility, temperature, viscosity, and weight.

TestAmerica

THE LEADER IN ENVIRONMENTAL TESTING

SHIPPING AND RECEIVING DOCUMENTS

Chain of Custody Record

Temperature on Receipt _____

Drinking Water? Yes ☐ No ☐

TestAmerica
THE LEADER IN ENVIRONMENTAL TESTING

38

TAL-4124 (1007)

Client	Project Manager	Date	Chain of Custody Number
Tetra Tech NUS	Tary Apanavage	8-21-08	093954
Address	**Telephone Number (Area Code)/Fax Number**	**Lab Number**	**Page** 1 of 1
20251 Century Blvd STE 200	(301) 528-3021		
City / **State** / **Zip Code**	**Site Contact**	**Lab Contact**	
Germantown / MD / 20874	Walt Pryor	Pat O'Meara	
Project Name and Location (State)	**Carrier/Waybill Number**		
Martin State Airport			
Contract/Purchase Order/Quote No.			

Sample I.D. No. and Description (Containers for each sample may be combined on one line)	Date	Time	Matrix: Air	Aqueous	Sed.	Soil	Containers & Preservatives: Unpres.	H2SO4	HNO3	HCl	NaOH	ZnAc/NaOH	Analysis: VOCs	TAL metals	Diss metals	1,4 Dioxane	Hex Chrom	pH & Alkalinity	COD	TOC	Special Instructions/ Conditions of Receipt
TB-082108	8-21-08	0730		X						X			X								
DMW-6S-082108		1130		X			X		X	X			X	X	X	X	X				
DMW-16I-082108		1210		X			X	X	X	X			X	X	X	X	X	X	X	X	
DMW-5D-082108		1305		X			X		X	X			X	X	X	X	X				
DMW-16S-082108		1445		X			X	X	X	X			X	X	X	X	X	X	X	X	
DMW-2S-082108		1510		X			X		X	X			X	X	X	X	X				

Possible Hazard Identification
☐ Non-Hazard ☐ Flammable ☐ Skin Irritant ☐ Poison B ☐ Unknown

Sample Disposal
☐ Return To Client ☐ Disposal By Lab ☐ Archive For _____ Months
(A fee may be assessed if samples are retained longer than 1 month)

Turn Around Time Required
☐ 24 Hours ☐ 48 Hours ☐ 7 Days ☐ 14 Days ☐ 21 Days ☐ Other _____

QC Requirements (Specify)

	Date	Time		Date	Time
1. Relinquished By: Walt E Pryor	8-21-08	1630	1. Received By:	8-21-08	16:30
2. Relinquished By:	8-21-08	17:10	2. Received By: Gerry Brown	8/22/08	9:10
3. Relinquished By:			3. Received By:		

Comments

DISTRIBUTION: WHITE - Returned to Client with Report; CANARY - Stays with the Sample; PINK - Field Copy

North Canton

TestAmerica Cooler Receipt Form/Narrative **Lot Number:** ABH220130
North Canton Facility

Client Tetra Tech Project Martin State By: Terry Burns
Cooler Received on 8/22/08 Opened on 8/22/08 Airport (Signature)
FedEx ☒ UPS ☐ DHL ☐ FAS ☐ Stetson ☐ Client Drop Off ☐ TestAmerica Courier ☐ Other
TestAmerica Cooler # Multiple Coolers ☒ Foam Box ☐ Client Cooler ☐ Other

1. Were custody seals on the outside of the cooler(s)? Yes ☒ No ☐ Intact? Yes ☒ No ☐ NA ☐
   If YES, Quantity 1 each Quantity Unsalvageable
   Were custody seals on the outside of cooler(s) signed and dated? Yes ☒ No ☐ NA ☐
   Were custody seals on the bottle(s)? Yes ☐ No ☒
   If YES, are there any exceptions?
2. Shippers' packing slip attached to the cooler(s)? Yes ☒ No ☐
3. Did custody papers accompany the sample(s)? Yes ☒ No ☐ Relinquished by client? Yes ☒ No ☐
4. Were the custody papers signed in the appropriate place? Yes ☒ No ☐
5. Packing material used: Bubble Wrap ☒ Foam ☐ None ☐ Other
6. Cooler temperature upon receipt °C See back of form for multiple coolers/temps ☒
   METHOD: IR ☒ Other ☐
   COOLANT: Wet Ice ☒ Blue Ice ☐ Dry Ice ☐ Water ☐ None ☐
7. Did all bottles arrive in good condition (Unbroken)? Yes ☒ No ☐
8. Could all bottle labels be reconciled with the COC? Yes ☒ No ☐
9. Were sample(s) at the correct pH upon receipt? Yes ☒ No ☐ NA ☐
10. Were correct bottle(s) used for the test(s) indicated? Yes ☒ No ☐
11. Were air bubbles >6 mm in any VOA vials? Yes ☐ No ☒ NA ☐
12. Sufficient quantity received to perform indicated analyses? Yes ☒ No ☐
13. Was a trip blank present in the cooler(s)? Yes ☒ No ☐ Were VOAs on the COC? Yes ☒ No ☐

Contacted PM Date by via Verbal ☐ Voice Mail ☐ Other ☐
Concerning

14. CHAIN OF CUSTODY

The following discrepancies occurred:

15. SAMPLE CONDITION

Sample(s) were received after the recommended holding time had expired.
Sample(s) were received in a broken container.
Sample(s) were received with bubble >6 mm in diameter. (Notify PM)

16. SAMPLE PRESERVATION

Sample(s) were further preserved in Sample Receiving to meet recommended pH level(s). *Nitric Acid Lot#* 031808-HNO_3; *Sulfuric Acid Lot#* 031808-H_2SO_4; *Sodium Hydroxide Lot#* 073007 -*NaOH; Hydrochloric Acid Lot#* 092006-*HCl; Sodium Hydroxide and Zinc Acetate Lot#* 050205-$(CH_3COO)_2ZN/NaOH$. What time was preservative added to sample(s)?

Client ID	pH	Date	Initials
6S	<2, <2	8/22/08	JB
16E	<2, <2, <2		
5D	<2, <2		
16S	<2, <2, <2		
2S	<2, <2		

TestAmerica Cooler Receipt Form/Narrative
North Canton Facility

Client ID	pH	Date	Initials

Cooler #	Temp. °C	Method	Coolant
client cooler	4.0°C	IR	wet ice
1	2.4°C	1	1

Discrepancies Cont'd:

Chain of Custody Record

Temperature on Receipt _____

Drinking Water? Yes ☐ No ☐

TestAmerica
THE LEADER IN ENVIRONMENTAL TESTING

41

TAL-4124 (1007)

Client: Tetra Tech NUS	Project Manager: Tony Aparavage	Date: 8-22-08	Chain of Custody Number: 093955
Address: 20251 Century Blvd STE 200	Telephone Number (Area Code)/Fax Number: (301) 528-3021	Lab Number:	Page 1 of 1
City: Germantown; State: MD; Zip Code: 20874	Site Contact: Walt Pavia	Lab Contact: Pat O'Meara	
Project Name and Location (State): Martin State Airport	Carrier/Waybill Number:		
Contract/Purchase Order/Quote No.			

Sample I.D. No. and Description (Containers for each sample may be combined on one line)	Date	Time	Matrix: Air	Aqueous	Sed.	Soil	Containers & Preservatives: Unpres.	H2SO4	HNO3	HCl	NaOH	ZnAc/NaOH	Analysis: VOCs	TAL metals	Diss metals	1,4 Dioxane	Hex Chrom	pH, Alkalinity	COD	TOC	Special Instructions/ Conditions of Receipt
TB - 082208	8-22-08	0730		X						X			X								
DMW-9I-082208		1115		X			X	X	X	X			X	X	X	X	X	X	X	X	
DMW-9D-082208		1235		X			X	X	X	X			X	X	X	X	X	X	X	X	
DMW-9S-082208		1525		X			X	X	X	X			X	X	X	X	X	X	X	X	

Possible Hazard Identification
☐ Non-Hazard ☐ Flammable ☐ Skin Irritant ☐ Poison B ☐ Unknown

Sample Disposal
☐ Return To Client ☐ Disposal By Lab ☐ Archive For _____ Months (A fee may be assessed if samples are retained longer than 1 month)

Turn Around Time Required
☐ 24 Hours ☐ 48 Hours ☐ 7 Days ☐ 14 Days ☐ 21 Days ☐ Other _____

QC Requirements (Specify)

	Date	Time		Date	Time
1. Relinquished By: Walt Pavia	8-22-08	1630	1. Received By:	8-22-08	16:30
2. Relinquished By:	8-22-08	1710	2. Received By:	8-23-08	0915
3. Relinquished By:			3. Received By:		

Comments

DISTRIBUTION: WHITE - Returned to Client with Report; CANARY - Stays with the Sample; PINK - Field Copy

North Canton

TestAmerica Cooler Receipt Form/Narrative **Lot Number:** 480 230 142
North Canton Facility

Client Tetra Tech Project _____ By: _____
Cooler Received on 8-23-08 Opened on 8-23-08 (Signature)
FedEx ☑ UPS ☐ DHL ☐ FAS ☐ Stetson ☐ Client Drop Off ☐ TestAmerica Courier ☐ Other _____
TestAmerica Cooler # _____ Multiple Coolers ☐ Foam Box ☐ Client Cooler ☑ Other _____

1. Were custody seals on the outside of the cooler(s)? Yes ☑ No ☐ Intact? Yes ☑ No ☐ NA ☐
   If YES, Quantity 1 Quantity Unsalvageable _____
   Were custody seals on the outside of cooler(s) signed and dated? Yes ☑ No ☐ NA ☐
   Were custody seals on the bottle(s)? Yes ☐ No ☑
   If YES, are there any exceptions? _____
2. Shippers' packing slip attached to the cooler(s)? Yes ☑ No ☐
3. Did custody papers accompany the sample(s)? Yes ☑ No ☐ Relinquished by client? Yes ☑ No ☐
4. Were the custody papers signed in the appropriate place? Yes ☑ No ☐
5. Packing material used: Bubble Wrap ☑ Foam ☐ None ☐ Other _____
6. Cooler temperature upon receipt 2.7 °C See back of form for multiple coolers/temps ☐
   METHOD: IR ☑ Other ☐ _____
   COOLANT: Wet Ice ☑ Blue Ice ☐ Dry Ice ☐ Water ☐ None ☐
7. Did all bottles arrive in good condition (Unbroken)? Yes ☑ No ☐
8. Could all bottle labels be reconciled with the COC? Yes ☑ No ☐
9. Were sample(s) at the correct pH upon receipt? Yes ☑ No ☐ NA ☐
10. Were correct bottle(s) used for the test(s) indicated? Yes ☑ No ☐
11. Were air bubbles >6 mm in any VOA vials? Yes ☐ No ☑ NA ☐
12. Sufficient quantity received to perform indicated analyses? Yes ☑ No ☐
13. Was a trip blank present in the cooler(s)? Yes ☑ No ☐ Were VOAs on the COC? Yes ☑ No ☐

Contacted PM _____ Date _____ by _____ via Verbal ☐ Voice Mail ☐ Other ☐
Concerning _____

14. CHAIN OF CUSTODY

The following discrepancies occurred:

_____

_____

_____

_____

_____

_____

15. SAMPLE CONDITION

Sample(s) _____ were received after the recommended holding time had expired.
Sample(s) _____ were received in a broken container.
Sample(s) _____ were received with bubble >6 mm in diameter. (Notify PM)

16. SAMPLE PRESERVATION

Sample(s) _____ were further preserved in Sample Receiving to meet recommended pH level(s). *Nitric Acid Lot#* 031808-HNO_3; *Sulfuric Acid Lot#* 031808-H_2SO_4; *Sodium Hydroxide Lot#* 073007 -*NaOH; Hydrochloric Acid Lot#* 092006-*HCl; Sodium Hydroxide and Zinc Acetate Lot#* 050205-$(CH_3COO)_2ZN$/*NaOH*. What time was preservative added to sample(s)? _____

Client ID	pH	Date	Initials
91	≤2 ≤2 ≤2	8-23-08	NS
90	≤2 ≤2 ≤2	1	1
95	≤2 ≤2 ≤2	1	1

TestAmerica Cooler Receipt Form/Narrative
North Canton Facility

Client ID	pH	Date	Initials

Cooler #	Temp. °C	Method	Coolant

Discrepancies Cont'd:

Chain of Custody Record

TAL-4124 (1007)

Temperature on Receipt _____

Drinking Water? Yes ☐ No ☐

TestAmerica
THE LEADER IN ENVIRONMENTAL TESTING

Client: TEtra Tech N-S	Project Manager: Tony Apanavage	Date: 8-25-08	Chain of Custody Number: 093956
Address: 20251 Century Blvd STE 200	Telephone Number (Area Code)/Fax Number: (301) 528-3021	Lab Number:	Page 1 of 1
City: Georgetown; State: MD; Zip Code: 20874	Site Contact: Walt Pryor; Lab Contact: Pat O'meara		
Project Name and Location (State): Martin State Airport	Carrier/Waybill Number:		
Contract/Purchase Order/Quote No.:			

Analysis (Attach list if more space is needed)

Sample I.D. No. and Description (Containers for each sample may be combined on one line)	Date	Time	Air	Aqueous	Sed.	Soil	Unpres.	H2SO4	HNO3	HCl	NaOH	ZnAc/NaOH	VOCs	TAL metals	Diss metals	1,4 Dioxane	Hex chrom	pH, Alkalinity	TOC	COD	Special Instructions/ Conditions of Receipt
TB-082508	8-25-08	0730		X						X			X								
DMW-4I-082508	↓	1057		X			X		X	X			X	X	X	X	X	X	X	X	
DMW-16D-082508	↓	1125		X			X		X	X			X	X	X	X					
DMW-4D-082508	↓	1213		X			X		X	X			X	X	X	X	X	X	X	X	
DMW-14I-082508	↓	1255		X			X		X	X			X	X	X	X	X	X	X	X	
DMW-4S-082508	↓	1445		X			X		X	X			X	X	X	X	X	X	X	X	

Possible Hazard Identification: ☐ Non-Hazard ☐ Flammable ☐ Skin Irritant ☐ Poison B ☐ Unknown

Sample Disposal: ☐ Return To Client ☐ Disposal By Lab ☐ Archive For _____ Months (A fee may be assessed if samples are retained longer than 1 month)

Turn Around Time Required: ☐ 24 Hours ☐ 48 Hours ☐ 7 Days ☐ 14 Days ☐ 21 Days ☐ Other _____

QC Requirements (Specify)

	Date	Time		Date	Time
1. Relinquished By: Walt Pryor	8-25-08	1630	1. Received By: [signature]	8/26/08	0920
2. Relinquished By			2. Received By		
3. Relinquished By			3. Received By		

Comments

DISTRIBUTION: WHITE - Returned to Client with Report; CANARY - Stays with the Sample; PINK - Field Copy

North Canton

TestAmerica Cooler Receipt Form/Narrative **Lot Number:** A8H260119
North Canton Facility

Client Tetra Tech Project Martin State By: (Signature)
Cooler Received on 8/26/08 Opened on 8/26/08
FedEx ☒ UPS ☐ DHL ☐ FAS ☐ Stetson ☐ Client Drop Off ☐ TestAmerica Courier ☐ Other
TestAmerica Cooler # Multiple Coolers ☒ Foam Box ☐ Client Cooler ☐ Other

1. Were custody seals on the outside of the cooler(s)? Yes ☒ No ☐ Intact? Yes ☒ No ☐ NA ☐
   If YES, Quantity 4 Quantity Unsalvageable
   Were custody seals on the outside of cooler(s) signed and dated? Yes ☒ No ☐ NA ☐
   Were custody seals on the bottle(s)? Yes ☐ No ☒
   If YES, are there any exceptions?
2. Shippers' packing slip attached to the cooler(s)? Yes ☒ No ☐
3. Did custody papers accompany the sample(s)? Yes ☒ No ☐ Relinquished by client? Yes ☒ No ☐
4. Were the custody papers signed in the appropriate place? Yes ☒ No ☐
5. Packing material used: Bubble Wrap ☒ Foam ☐ None ☐ Other
6. Cooler temperature upon receipt °C See back of form for multiple coolers/temps ☒
   METHOD: IR ☒ Other ☐
   COOLANT: Wet Ice ☒ Blue Ice ☐ Dry Ice ☐ Water ☐ None ☐
7. Did all bottles arrive in good condition (Unbroken)? Yes ☒ No ☐
8. Could all bottle labels be reconciled with the COC? Yes ☒ No ☐
9. Were sample(s) at the correct pH upon receipt? Yes ☒ No ☐ NA ☐
10. Were correct bottle(s) used for the test(s) indicated? Yes ☒ No ☐
11. Were air bubbles >6 mm in any VOA vials? Yes ☐ No ☒ NA ☐
12. Sufficient quantity received to perform indicated analyses? Yes ☒ No ☐
13. Was a trip blank present in the cooler(s)? Yes ☒ No ☐ Were VOAs on the COC? Yes ☒ No ☐

Contacted PM Date by via Verbal ☐ Voice Mail ☐ Other ☐
Concerning

14. CHAIN OF CUSTODY

The following discrepancies occurred:
Received a Hexachrome bottle for sample DMW-16D-082508 that it is not marked on COC. Will log for Cr+6.

15. SAMPLE CONDITION

Sample(s) were received after the recommended holding time had expired.
Sample(s) were received in a broken container.
Sample(s) were received with bubble >6 mm in diameter. (Notify PM)

16. SAMPLE PRESERVATION

Sample(s) were further preserved in Sample Receiving to meet recommended pH level(s). *Nitric Acid Lot#* 031808-HNO_3; *Sulfuric Acid Lot#* 031808-H_2SO_4; *Sodium Hydroxide Lot#* 073007 -*NaOH; Hydrochloric Acid Lot#* 092006-*HCl; Sodium Hydroxide and Zinc Acetate Lot#* 050205-$(CH_3COO)_2ZN$/*NaOH*. What time was preserved added to sample(s)?

Client ID	pH	Date	Initials
4I	<2 <2 <2 <2	8/26/08	
16D	<2 <2		
4D	<2 <2 <2 <2		
14I	<2 <2 <2 <2		
4S	<2 <2 <2 <2		

TestAmerica Cooler Receipt Form/Narrative
North Canton Facility

Client ID	pH	Date	Initials

Cooler #	Temp. °C	Method	Coolant
Client Blue	1.0°C	IR	Ice
Client Red	2.9°C	1	1

Discrepancies Cont'd:

Chain of Custody Record

Temperature on Receipt _____

Drinking Water? Yes ☐ No ☐

TestAmerica
THE LEADER IN ENVIRONMENTAL TESTING

47

TAL-4124 (1007)

Client: Tetra Tech NUS	Project Manager: Tony Afanasenge	Date: 8-26-08	Chain of Custody Number: 093957
Address: 20251 Century Blvd STE 200	Telephone Number (Area Code)/Fax Number: (301) 528-3021	Lab Number:	Page 1 of 1
City: Germantown; State: MD; Zip Code: 20874	Site Contact: Walt Payton	Lab Contact: Pat O'Meara	
Project Name and Location (State): Martin State Airport	Carrier/Waybill Number:		
Contract/Purchase Order/Quote No.			

Sample I.D. No. and Description (Containers for each sample may be combined on one line)	Date	Time	Matrix: Air	Aqueous	Sed.	Soil	Containers & Preservatives: Unpres.	H_2SO_4	HNO_3	HCl	NaOH	ZnAc/NaOH	Analysis: VOCs	Tot metals	Diss metals	4,4 Dioxane	Hex Chrom	pH, Alkalinity	COD	TOC	Special Instructions/ Conditions of Receipt
TB-082608	8-26-08	0730		X						X			X								
DMW-5I-082608	↓	1037		X			X	X	X	X			X	X	X	X	X	X	X	X	
DMW-5S-082608		1223		X			X	X	X	X			X	X	X	X	X	X	X	X	
MW-6-082608	↓	1510		X			X		X	X			X	X	X	X	X				

Possible Hazard Identification
☐ Non-Hazard ☐ Flammable ☐ Skin Irritant ☐ Poison B ☐ Unknown

Sample Disposal
☐ Return To Client ☐ Disposal By Lab ☐ Archive For _____ Months (A fee may be assessed if samples are retained longer than 1 month)

Turn Around Time Required
☐ 24 Hours ☐ 48 Hours ☐ 7 Days ☐ 14 Days ☐ 21 Days ☐ Other _____

QC Requirements (Specify)

1. Relinquished By: [signature]	Date: 8-26-08	Time: 1630	1. Received By: [signature]	Date: 8/27/08	Time: 915
2. Relinquished By	Date	Time	2. Received By	Date	Time
3. Relinquished By	Date	Time	3. Received By	Date	Time

Comments

DISTRIBUTION: WHITE - Returned to Client with Report; CANARY - Stays with the Sample; PINK - Field Copy

North Canton

TestAmerica Cooler Receipt Form/Narrative **Lot Number:** A8H2T0116
North Canton Facility

Client Tetra Tech Project _____ By: Alaina Mangum
Cooler Received on 8/27/08 Opened on 8/27/08 (Signature)
FedEx ☒ UPS ☐ DHL ☐ FAS ☐ Stetson ☐ Client Drop Off ☐ TestAmerica Courier ☐ Other _____
TestAmerica Cooler # _____ Multiple Coolers ☐ Foam Box ☐ Client Cooler ☐ Other _____

1. Were custody seals on the outside of the cooler(s)? Yes ☒ No ☐ Intact? Yes ☒ No ☐ NA ☐
   If YES, Quantity 1 Quantity Unsalvageable _____
   Were custody seals on the outside of cooler(s) signed and dated? Yes ☒ No ☐ NA ☐
   Were custody seals on the bottle(s)? Yes ☐ No ☒
   If YES, are there any exceptions? _____
2. Shippers' packing slip attached to the cooler(s)? Yes ☒ No ☐
3. Did custody papers accompany the sample(s)? Yes ☒ No ☐ Relinquished by client? Yes ☒ No ☐
4. Were the custody papers signed in the appropriate place? Yes ☒ No ☐
5. Packing material used: Bubble Wrap ☒ Foam ☐ None ☐ Other _____
6. Cooler temperature upon receipt 1.8 °C See back of form for multiple coolers/temps ☐
   METHOD: IR ☒ Other ☐ _____
   COOLANT: Wet Ice ☒ Blue Ice ☐ Dry Ice ☐ Water ☐ None ☐
7. Did all bottles arrive in good condition (Unbroken)? Yes ☒ No ☐
8. Could all bottle labels be reconciled with the COC? Yes ☒ No ☐
9. Were sample(s) at the correct pH upon receipt? Yes ☒ No ☐ NA ☐
10. Were correct bottle(s) used for the test(s) indicated? Yes ☒ No ☐
11. Were air bubbles >6 mm in any VOA vials? Yes ☐ No ☒ NA ☐
12. Sufficient quantity received to perform indicated analyses? Yes ☒ No ☐
13. Was a trip blank present in the cooler(s)? Yes ☒ No ☐ Were VOAs on the COC? Yes ☒ No ☐

Contacted PM _____ Date _____ by _____ via Verbal ☐ Voice Mail ☐ Other ☐
Concerning _____

14. CHAIN OF CUSTODY

The following discrepancies occurred:

15. SAMPLE CONDITION

Sample(s) _____ were received after the recommended holding time had expired.
Sample(s) _____ were received in a broken container.
Sample(s) _____ were received with bubble >6 mm in diameter. (Notify PM)

16. SAMPLE PRESERVATION

Sample(s) MW-6 were further preserved in Sample Receiving to meet recommended pH level(s). *Nitric Acid Lot# 031808-HNO_3; Sulfuric Acid Lot# 031808-H_2SO_4; Sodium Hydroxide Lot# 073007 -NaOH; Hydrochloric Acid Lot# 092006-HCl; Sodium Hydroxide and Zinc Acetate Lot# 050205-$(CH_3COO)_2ZN$/NaOH.* What time was preservative added to sample(s)? 945

Client ID	pH	Date	Initials
5S	<2<2<2	8/27/08	au
5I	<2<2<2		
6	<2<2		

SOP: NC-SC-0005, Sample Receiving
N:\QAQC\NARRATIV\TestAmerica\Cooler Receipt TestAmerica\COOLER_TestAmerica_Rev 68 081308.doc

TestAmerica Cooler Receipt Form/Narrative
North Canton Facility

Client ID	pH	Date	Initials

SW846 8260B SURROGATE RECOVERY

Lab Name: TestAmerica Laboratories, Inc. Client: Tetra Tech NUS, Inc

Lab Code: TALCAN SDG No: 8H22130

Lot #: A8H220130

Extraction: XXI25QK01

	CLIENT ID.	SRG01	SRG02	SRG03	SRG04	TOT OUT
01	TB-082108	99	110	101	90	00
02	DMW-6S-082108	97	113	101	89	00
03	DMW-16I-082108	90	105	106	89	00
04	DMW-5D-082108	98	111	103	89	00
05	DMW-16S-082108	99	101	98	93	00
06	DMW-2S-082108	96	109	102	86	00
07	METHOD BLK. KV1161AA	92	106	105	91	00
08	METHOD BLK. KV6PX1AA	97	100	101	94	00
09	LCS KV1161AC	96	107	108	101	00
10	LCS KV6PX1AC	99	99	101	100	00
11	DMW-16S-082108 D	98	100	99	100	00
12	DMW-2S-082108 D	94	109	103	101	00
13	LCSD KV1161AD	101	111	107	101	00
14	LCSD KV6PX1AD	100	99	101	101	00
15	DMW-16S-082108 S	99	98	100	101	00
16	DMW-2S-082108 S	96	107	106	99	00

SURROGATES		QC LIMITS
SRG01	= Dibromofluoromethane	(73-122)
SRG02	= 1,2-Dichloroethane-d4	(61-128)
SRG03	= Toluene-d8	(76-110)
SRG04	= 4-Bromofluorobenzene	(74-116)

\# Column to be used to flag recovery values
* Values outside of required QC Limits
D System monitoring Compound diluted out

FORM II

SW846 8260B SURROGATE RECOVERY

Lab Name: TestAmerica Laboratories, Inc. Client: Tetra Tech NUS, Inc

Lab Code: TALCAN SDG No: 8H22130

Lot #: A8H230142

Extraction: XXI25QK01

	CLIENT ID.	SRG01	SRG02	SRG03	SRG04	TOT OUT
01	INTRA-LAB QC	99	101	98	93	00
02	TB-082208	96	103	97	98	00
03	DMW-9I-082208	97	104	97	97	00
04	DMW-9D-082208	99	101	97	96	00
05	DMW-9S-082208	97	102	98	97	00
06	METHOD BLK. KV6PX1AA	97	100	101	94	00
07	LCS KV6PX1AC	99	99	101	100	00
08	LAB MS/MSD D	98	100	99	100	00
09	LCSD KV6PX1AD	100	99	101	101	00
10	LAB MS/MSD S	99	98	100	101	00

SURROGATES		QC LIMITS
SRG01	= Dibromofluoromethane	(73-122)
SRG02	= 1,2-Dichloroethane-d4	(61-128)
SRG03	= Toluene-d8	(76-110)
SRG04	= 4-Bromofluorobenzene	(74-116)

\# Column to be used to flag recovery values
* Values outside of required QC Limits
D System monitoring Compound diluted out

FORM II

SW846 8260B SURROGATE RECOVERY

Lab Name: TestAmerica Laboratories, Inc. Client: Tetra Tech NUS, Inc

Lab Code: TALCAN SDG No: 8H22130

Lot #: A8H260119

Extraction: XXI25QK01

	CLIENT ID.	SRG01	SRG02	SRG03	SRG04	TOT OUT
01	TB-082508	99	104	100	92	00
02	DMW-4I-082508	98	103	100	95	00
03	DMW-16D-082508	102	106	98	94	00
04	DMW-4D-082508	100	106	99	96	00
05	DMW-14I-082508	99	105	101	94	00
06	DMW-4S-082508	99	105	99	95	00
07	INTRA-LAB QC	99	107	102	100	00
08	METHOD BLK. KV8VM1AA	100	103	97	94	00
09	METHOD BLK. KWA4T1AA	98	102	100	94	00
10	LCS KV8VM1AC	99	100	100	99	00
11	LCS KWA4T1AC	97	99	101	99	00
12	LAB MS/MSD D	102	104	103	101	00
13	LCSD KV8VM1AD	101	99	100	104	00
14	LCSD KWA4T1AD	99	100	100	102	00
15	LAB MS/MSD S	98	104	103	101	00

SURROGATES		QC LIMITS
SRG01	= Dibromofluoromethane	(73-122)
SRG02	= 1,2-Dichloroethane-d4	(61-128)
SRG03	= Toluene-d8	(76-110)
SRG04	= 4-Bromofluorobenzene	(74-116)

\# Column to be used to flag recovery values
* Values outside of required QC Limits
D System monitoring Compound diluted out

FORM II

SW846 8260B SURROGATE RECOVERY

Lab Name: TestAmerica Laboratories, Inc. Client: Tetra Tech NUS, Inc

Lab Code: TALCAN SDG No: 8H22130

Lot #: A8H270116

Extraction: XXI25QK01

	CLIENT ID.	SRG01	SRG02	SRG03	SRG04	TOT OUT
01	TB-082608	100	103	97	95	00
02	DMW-5I-082608	100	108	99	95	00
03	DMW-5S-082608	97	109	99	94	00
04	MW-6-082608	100	106	99	96	00
05	INTRA-LAB QC	99	107	102	100	00
06	METHOD BLK. KV8V81AA	100	102	97	97	00
07	METHOD BLK. KWA4T1AA	98	102	100	94	00
08	LCS KV8V81AC	98	102	101	102	00
09	LCS KWA4T1AC	97	99	101	99	00
10	LAB MS/MSD D	102	104	103	101	00
11	LCSD KV8V81AD	99	100	101	102	00
12	LCSD KWA4T1AD	99	100	100	102	00
13	LAB MS/MSD S	98	104	103	101	00

SURROGATES		QC LIMITS
SRG01	= Dibromofluoromethane	(73-122)
SRG02	= 1,2-Dichloroethane-d4	(61-128)
SRG03	= Toluene-d8	(76-110)
SRG04	= 4-Bromofluorobenzene	(74-116)

\# Column to be used to flag recovery values
* Values outside of required QC Limits
D System monitoring Compound diluted out

FORM II

SW846 8260B CHECK SAMPLE RECOVERY

Lab Name: TestAmerica Laboratories, Inc. Client: Tetra Tech NUS, Inc

Lab Code: TALCAN SDG No: 8H22130

Lot #: A8H290000 WO #: KV1161AC
BATCH: 8242143

COMPOUND	SPIKE ADDED (ug/L)	SAMPLE CONCENT. (ug/L)	% REC	QC LIMITS REC	QUAL
1,1-Dichloroethene	10	9.0	90	63 - 130	
Trichloroethene	10	8.0	80	75 - 122	
Benzene	10	9.1	91	80 - 116	
Toluene	10	9.6	96	74 - 119	
Chlorobenzene	10	9.2	92	76 - 117	

NOTES(S):

* Values outside of QC limits

Spike Recovery: 0 out of 5 outside limits

COMMENTS:

FORM III

SW846 8260B CHECK SAMPLE DUPLICATE RECOVERY

Lab Name: TestAmerica Laboratories, Inc. Client: Tetra Tech NUS, Inc

Lab Code: TALCAN SDG No: 8H22130

Lot #: A8H290000 WO #: KV1161AD
BATCH: 8242143

COMPOUND	SPIKE ADDED (ug/L)	SAMPLE CONCENT. (ug/L)	% REC	QC LIMITS REC	QUAL
Benzene	10	10	102	80 - 116	
Toluene	10	11	109	74 - 119	
Chlorobenzene	10	10	101	76 - 117	
1,1-Dichloroethene	10	10	103	63 - 130	
Trichloroethene	10	9.2	92	75 - 122	

NOTES(S):

* Values outside of QC limits

Spike Recovery: 0 out of 5 outside limits

COMMENTS:

FORM III

METHOD BLANK REPORT

GC/MS Volatiles

Client Lot #...: 8H22130 **Work Order #...:** KV1161AA **Matrix.....:** WATER
MB Lot-Sample #: A8H290000-143

Prep Date.....: 08/28/08 **Final Wgt/Vol..:** 5 mL
Analysis Date..: 08/28/08 **Prep Batch #...:** 8242143
Dilution Factor: 1 **Initial Wgt/Vol:** 5 mL

PARAMETER	RESULT	REPORTING LIMIT	UNITS	METHOD
sec-Butylbenzene	ND	1.0	ug/L	SW846 8260B
cis-1,2-Dichloroethene	ND	1.0	ug/L	SW846 8260B
trans-1,2-Dichloroethene	ND	1.0	ug/L	SW846 8260B
Xylenes (total)	ND	2.0	ug/L	SW846 8260B
tert-Butylbenzene	ND	1.0	ug/L	SW846 8260B
2-Chloroethyl vinyl ether	ND	5.0	ug/L	SW846 8260B
2-Chlorotoluene	ND	1.0	ug/L	SW846 8260B
4-Chlorotoluene	ND	1.0	ug/L	SW846 8260B
Dibromomethane	ND	1.0	ug/L	SW846 8260B
1,3-Dichloropropane	ND	1.0	ug/L	SW846 8260B
2,2-Dichloropropane	ND	1.0	ug/L	SW846 8260B
1,1-Dichloropropene	ND	1.0	ug/L	SW846 8260B
Hexachlorobutadiene	ND	1.0	ug/L	SW846 8260B
p-Isopropyltoluene	ND	1.0	ug/L	SW846 8260B
tert-Butyl alcohol	7.3 J	**20**	**ug/L**	**SW846 8260B**
Bromodichloromethane	ND	1.0	ug/L	SW846 8260B
Dibromochloromethane	ND	1.0	ug/L	SW846 8260B
1,2-Dichlorobenzene	ND	1.0	ug/L	SW846 8260B
1,3-Dichlorobenzene	ND	1.0	ug/L	SW846 8260B
1,4-Dichlorobenzene	ND	1.0	ug/L	SW846 8260B
Dichlorodifluoromethane	ND	1.0	ug/L	SW846 8260B
Trichlorofluoromethane	ND	1.0	ug/L	SW846 8260B
Naphthalene	0.28 J	**1.0**	**ug/L**	**SW846 8260B**
n-Propylbenzene	ND	1.0	ug/L	SW846 8260B
1,1,1,2-Tetrachloroethane	ND	1.0	ug/L	SW846 8260B
1,2,3-Trichlorobenzene	0.27 J	**1.0**	**ug/L**	**SW846 8260B**
1,2,3-Trichloropropane	ND	1.0	ug/L	SW846 8260B
1,2,4-Trimethylbenzene	ND	1.0	ug/L	SW846 8260B
Vinyl acetate	ND	2.0	ug/L	SW846 8260B
o-Xylene	ND	1.0	ug/L	SW846 8260B
m-Xylene & p-Xylene	ND	2.0	ug/L	SW846 8260B
1,2,3-Trimethylbenzene	0.037 J	**5.0**	**ug/L**	**SW846 8260B**
Diisopropyl Ether (DIPE)	ND	5.0	ug/L	SW846 8260B
Ethyl-t-Butyl Ether (ETBE	ND	5.0	ug/L	SW846 8260B
Tert-amyl methyl ether (T	ND	5.0	ug/L	SW846 8260B
Acetone	2.8 J	**5.0**	**ug/L**	**SW846 8260B**
2-Butanone	ND	5.0	ug/L	SW846 8260B
Carbon disulfide	ND	1.0	ug/L	SW846 8260B
1,2-Dibromo-3-chloro-propane	ND	2.0	ug/L	SW846 8260B
1,2-Dibromoethane	ND	1.0	ug/L	SW846 8260B

(Continued on next page)

METHOD BLANK REPORT

GC/MS Volatiles

Client Lot #...: 8H22130 **Work Order #...:** KV1161AA **Matrix.....:** WATER

PARAMETER	RESULT	REPORTING LIMIT	UNITS	METHOD
2-Hexanone	ND	5.0	ug/L	SW846 8260B
Isopropylbenzene	ND	1.0	ug/L	SW846 8260B
4-Methyl-2-pentanone	ND	5.0	ug/L	SW846 8260B
Styrene	ND	1.0	ug/L	SW846 8260B
1,2,4-Trichloro-benzene	ND	1.0	ug/L	SW846 8260B
1,1,2-Trichloro-1,2,2-trifluoroethane	ND	1.0	ug/L	SW846 8260B
Methyl tert-butyl ether	ND	5.0	ug/L	SW846 8260B
Bromobenzene	ND	1.0	ug/L	SW846 8260B
Bromochloromethane	ND	1.0	ug/L	SW846 8260B
n-Butylbenzene	ND	1.0	ug/L	SW846 8260B
Benzene	ND	1.0	ug/L	SW846 8260B
Bromoform	ND	1.0	ug/L	SW846 8260B
Bromomethane	ND	1.0	ug/L	SW846 8260B
Carbon tetrachloride	ND	1.0	ug/L	SW846 8260B
Chlorobenzene	ND	1.0	ug/L	SW846 8260B
Chloroethane	ND	1.0	ug/L	SW846 8260B
Chloroform	ND	1.0	ug/L	SW846 8260B
Chloromethane	ND	1.0	ug/L	SW846 8260B
1,1-Dichloroethane	ND	1.0	ug/L	SW846 8260B
1,2-Dichloroethane	ND	1.0	ug/L	SW846 8260B
1,1-Dichloroethene	ND	1.0	ug/L	SW846 8260B
1,2-Dichloropropane	ND	1.0	ug/L	SW846 8260B
cis-1,3-Dichloropropene	ND	1.0	ug/L	SW846 8260B
trans-1,3-Dichloropropene	ND	1.0	ug/L	SW846 8260B
Ethylbenzene	ND	1.0	ug/L	SW846 8260B
Methylene chloride	ND	1.0	ug/L	SW846 8260B
1,1,2,2-Tetrachloroethane	ND	1.0	ug/L	SW846 8260B
Tetrachloroethene	ND	1.0	ug/L	SW846 8260B
Toluene	ND	1.0	ug/L	SW846 8260B
1,1,1-Trichloroethane	ND	1.0	ug/L	SW846 8260B
Trichloroethene	ND	1.0	ug/L	SW846 8260B
Vinyl chloride	ND	1.0	ug/L	SW846 8260B

SURROGATE	PERCENT RECOVERY	RECOVERY LIMITS
Dibromofluoromethane	92	(73 - 122)
1,2-Dichloroethane-d4	106	(61 - 128)
Toluene-d8	105	(76 - 110)
4-Bromofluorobenzene	91	(74 - 116)

NOTE(S):

Calculations are performed before rounding to avoid round-off errors in calculated results.

J Estimated result. Result is less than RL.

Tetra Tech NUS, Inc

Method Blank Report

GC/MS Volatiles

Lot-Sample #: A8H290000-143 B **Work Order #:** KV1161AA **Matrix:** WATER

MASS SPECTROMETER/DATA SYSTEM (MSDS) TENTATIVELY IDENTIFIED COMPOUNDS

PARAMETER	CAS #	ESTIMATED RESULT	RETENTION TIME	UNITS
None				ug/L

SW846 8260B MATRIX SPIKE/MATRIX SPIKE DUPLICATE RECOVERY

Lab Name: TestAmerica Laboratories, Inc. Client: Tetra Tech NUS, Inc

Lab Code: TALCAN SDG No: 8H22130

Matrix Spike ID: DMW-2S-082108

Lot #: A8H220130 WO #: KVLHC1D0
BATCH: 8242143

COMPOUND	SPIKE ADDED (ug/L)	SAMPLE CONCENT. (ug/L)	MS CONCENT. (ug/L)	MS % REC	LIMITS REC	QUAL
1,1-Dichloroethene	620	ND	600	97	62 - 130	
Trichloroethene	620	2200	2700	89	62 - 130	
Benzene	620	ND	630	101	78 - 118	
Toluene	620	ND	640	103	70 - 119	
Chlorobenzene	620	ND	620	99	76 - 117	

NOTES(S):

Column to be used to flag recovery and RPD values with an asterisk
* Values outside of QC limits

RPD: 0 out of 0 outside limits
Spike Recovery: 0 out of 5 outside limits

COMMENTS:

FORM III

SW846 8260B MATRIX SPIKE/MATRIX SPIKE DUPLICATE RECOVERY

Lab Name: TestAmerica Laboratories, Inc. Client: Tetra Tech NUS, Inc

Lab Code: TALCAN SDG No: 8H22130

Matrix Spike ID: DMW-2S-082108

Lot #: A8H220130 WO #: KVLHC1D1
BATCH: 8242143

COMPOUND	SPIKE ADDED (ug/L)	MSD CONCENT. (ug/L)	MSD % REC	% RPD	QC LIMITS RPD	QC LIMITS REC	QUAL
1,1-Dichloroethene	620	590	95	1.5	20	62- 130	
Trichloroethene	620	2700	87	0.47	20	62- 130	
Benzene	620	630	102	0.57	20	78- 118	
Toluene	620	650	104	1.6	20	70- 119	
Chlorobenzene	620	610	98	1.6	20	76- 117	

NOTES(S):

Column to be used to flag recovery and RPD values with an asterisk
* Values outside of QC limits

RPD: 0 out of 5 outside limits
Spike Recovery: 0 out of 5 outside limits

COMMENTS:

FORM III

SW846 8260B METHOD BLANK SUMMARY

BLANK WORKORDER NO.: KV1161AA

Lab Name: TestAmerica Laboratories, Inc.

Lab Code: TALCAN SDG Number: 8H22130

Lab File ID: UXC27984. Lot Number: A8H220130

Date Analyzed: 08/28/08 Time Analyzed: 10:54

Matrix: WATER Date Extracted: 08/28/08

GC Column: DB624 ID: .18 Extraction Method: 5030B/8260B

Instrument ID: UX15 Level: (low/med) LOW

THIS METHOD BLANK APPLIES TO THE FOLLOWING SAMPLES, LCS, LCSD, MS , MSD:

	CLIENT ID.	SAMPLE WORK ORDER #	LAB FILE ID	DATE ANALYZED	TIME ANALYZED
01	TB-082108	KVLFP1AA	UXC28000.	08/28/08	17:01
02	DMW-6S-082108	KVLF01DV	UXC28001.	08/28/08	17:24
03	DMW-16I-082108	KVLF91DV	UXC28002.	08/28/08	17:47
04	DMW-5D-082108	KVLGG1DV	UXC28003.	08/28/08	18:10
05	DMW-2S-082108	KVLHC1DV	UXC28005.	08/28/08	18:55
06	DMW-2S-082108	KVLHC1D0 S	UXC28006.	08/28/08	19:18
07	DMW-2S-082108	KVLHC1D1 D	UXC28007.	08/28/08	19:41
08	CHECK SAMPLE	KV1161AC C	UXC27982.	08/28/08	10:08
09	DUPLICATE CHECK	KV1161AD L	UXC27983.	08/28/08	10:31
10					
11					
12					
13					
14					
15					
16					
17					
18					
19					
20					
21					
22					
23					
24					
25					
26					
27					
28					
29					
30					

COMMENTS:

FORM IV

SW846 8260B CHECK SAMPLE RECOVERY

Lab Name: TestAmerica Laboratories, Inc. Client: Tetra Tech NUS, Inc

Lab Code: TALCAN SDG No: 8H22130

Lot #: A8I030000 WO #: KV6PX1AC
BATCH: 8247184

COMPOUND	SPIKE ADDED (ug/L)	SAMPLE CONCENT. (ug/L)	% REC	QC LIMITS REC	QUAL
1,1-Dichloroethene	10	12	115	63 - 130	
Trichloroethene	10	9.5	95	75 - 122	
Benzene	10	9.7	97	80 - 116	
Toluene	10	9.7	97	74 - 119	
Chlorobenzene	10	9.7	97	76 - 117	

NOTES(S):

* Values outside of QC limits

Spike Recovery: 0 out of 5 outside limits

COMMENTS:

FORM III

SW846 8260B CHECK SAMPLE DUPLICATE RECOVERY

Lab Name: TestAmerica Laboratories, Inc. Client: Tetra Tech NUS, Inc

Lab Code: TALCAN SDG No: 8H22130

Lot #: A8I030000 WO #: KV6PX1AD
BATCH: 8247184

COMPOUND	SPIKE ADDED (ug/L)	SAMPLE CONCENT. (ug/L)	% REC	QC LIMITS REC	QUAL
1,1-Dichloroethene	10	12	122	63 - 130	
Trichloroethene	10	9.9	99	75 - 122	
Benzene	10	9.8	98	80 - 116	
Toluene	10	10	100	74 - 119	
Chlorobenzene	10	9.8	98	76 - 117	

NOTES(S):

* Values outside of QC limits

Spike Recovery: 0 out of 5 outside limits

COMMENTS:

FORM III

METHOD BLANK REPORT

GC/MS Volatiles

Client Lot #...: 8H22130 **Work Order #...:** KV6PX1AA **Matrix.....:** WATER
MB Lot-Sample #: A8I030000-184

Prep Date.....: 09/02/08 **Final Wgt/Vol..:** 5 mL
Analysis Date..: 09/02/08 **Prep Batch #...:** 8247184
Dilution Factor: 1 **Initial Wgt/Vol:** 5 mL

PARAMETER	RESULT	REPORTING LIMIT	UNITS	METHOD
trans-1,2-Dichloroethene	ND	1.0	ug/L	SW846 8260B
Trichlorofluoromethane	ND	1.0	ug/L	SW846 8260B
2-Hexanone	ND	5.0	ug/L	SW846 8260B
Isopropylbenzene	ND	1.0	ug/L	SW846 8260B
4-Methyl-2-pentanone	ND	5.0	ug/L	SW846 8260B
Styrene	0.48 J	**1.0**	**ug/L**	**SW846 8260B**
1,2,4-Trichloro-benzene	ND	1.0	ug/L	SW846 8260B
1,1,2-Trichloro-1,2,2-trifluoroethane	ND	1.0	ug/L	SW846 8260B
Xylenes (total)	ND	2.0	ug/L	SW846 8260B
Methyl tert-butyl ether	ND	5.0	ug/L	SW846 8260B
Bromobenzene	ND	1.0	ug/L	SW846 8260B
Bromochloromethane	ND	1.0	ug/L	SW846 8260B
n-Butylbenzene	ND	1.0	ug/L	SW846 8260B
sec-Butylbenzene	ND	1.0	ug/L	SW846 8260B
tert-Butylbenzene	ND	1.0	ug/L	SW846 8260B
2-Chloroethyl vinyl ether	ND	5.0	ug/L	SW846 8260B
2-Chlorotoluene	ND	1.0	ug/L	SW846 8260B
4-Chlorotoluene	ND	1.0	ug/L	SW846 8260B
Dibromomethane	ND	1.0	ug/L	SW846 8260B
1,3-Dichloropropane	ND	1.0	ug/L	SW846 8260B
2,2-Dichloropropane	ND	1.0	ug/L	SW846 8260B
1,1-Dichloropropene	ND	1.0	ug/L	SW846 8260B
Hexachlorobutadiene	ND	1.0	ug/L	SW846 8260B
Diisopropyl Ether (DIPE)	ND	5.0	ug/L	SW846 8260B
p-Isopropyltoluene	ND	1.0	ug/L	SW846 8260B
Naphthalene	0.31 J	**1.0**	**ug/L**	**SW846 8260B**
n-Propylbenzene	ND	1.0	ug/L	SW846 8260B
1,1,1,2-Tetrachloroethane	ND	1.0	ug/L	SW846 8260B
1,2,3-Trichlorobenzene	0.39 J	**1.0**	**ug/L**	**SW846 8260B**
1,2,3-Trichloropropane	ND	1.0	ug/L	SW846 8260B
1,2,4-Trimethylbenzene	ND	1.0	ug/L	SW846 8260B
Vinyl acetate	ND	2.0	ug/L	SW846 8260B
tert-Butyl alcohol	ND	20	ug/L	SW846 8260B
o-Xylene	ND	1.0	ug/L	SW846 8260B
m-Xylene & p-Xylene	ND	2.0	ug/L	SW846 8260B
1,2,3-Trimethylbenzene	0.036 J	**5.0**	**ug/L**	**SW846 8260B**
Ethyl-t-Butyl Ether (ETBE	ND	5.0	ug/L	SW846 8260B
Tert-amyl methyl ether (T	ND	5.0	ug/L	SW846 8260B
Acetone	ND	5.0	ug/L	SW846 8260B

(Continued on next page)

METHOD BLANK REPORT

GC/MS Volatiles

Client Lot #...: 8H22130 **Work Order #...:** KV6PX1AA **Matrix.....:** WATER

PARAMETER	RESULT	REPORTING LIMIT	UNITS	METHOD
Bromodichloromethane	ND	1.0	ug/L	SW846 8260B
2-Butanone	ND	5.0	ug/L	SW846 8260B
Carbon disulfide	ND	1.0	ug/L	SW846 8260B
Dibromochloromethane	ND	1.0	ug/L	SW846 8260B
1,2-Dibromo-3-chloro-propane	ND	2.0	ug/L	SW846 8260B
1,2-Dibromoethane	ND	1.0	ug/L	SW846 8260B
1,2-Dichlorobenzene	ND	1.0	ug/L	SW846 8260B
1,3-Dichlorobenzene	ND	1.0	ug/L	SW846 8260B
1,4-Dichlorobenzene	ND	1.0	ug/L	SW846 8260B
Dichlorodifluoromethane	ND	1.0	ug/L	SW846 8260B
cis-1,2-Dichloroethene	ND	1.0	ug/L	SW846 8260B
Benzene	ND	1.0	ug/L	SW846 8260B
Bromoform	ND	1.0	ug/L	SW846 8260B
Bromomethane	ND	1.0	ug/L	SW846 8260B
Carbon tetrachloride	ND	1.0	ug/L	SW846 8260B
Chlorobenzene	ND	1.0	ug/L	SW846 8260B
Chloroethane	ND	1.0	ug/L	SW846 8260B
Chloroform	ND	1.0	ug/L	SW846 8260B
Chloromethane	ND	1.0	ug/L	SW846 8260B
1,1-Dichloroethane	ND	1.0	ug/L	SW846 8260B
1,2-Dichloroethane	ND	1.0	ug/L	SW846 8260B
1,1-Dichloroethene	ND	1.0	ug/L	SW846 8260B
1,2-Dichloropropane	ND	1.0	ug/L	SW846 8260B
cis-1,3-Dichloropropene	ND	1.0	ug/L	SW846 8260B
trans-1,3-Dichloropropene	ND	1.0	ug/L	SW846 8260B
Ethylbenzene	ND	1.0	ug/L	SW846 8260B
Methylene chloride	ND	1.0	ug/L	SW846 8260B
1,1,2,2-Tetrachloroethane	ND	1.0	ug/L	SW846 8260B
Tetrachloroethene	ND	1.0	ug/L	SW846 8260B
Toluene	ND	1.0	ug/L	SW846 8260B
1,1,1-Trichloroethane	ND	1.0	ug/L	SW846 8260B
Trichloroethene	ND	1.0	ug/L	SW846 8260B
Vinyl chloride	ND	1.0	ug/L	SW846 8260B

SURROGATE	PERCENT RECOVERY	RECOVERY LIMITS
Dibromofluoromethane	97	(73 - 122)
1,2-Dichloroethane-d4	100	(61 - 128)
Toluene-d8	101	(76 - 110)
4-Bromofluorobenzene	94	(74 - 116)

NOTE(S):

Calculations are performed before rounding to avoid round-off errors in calculated results.

J Estimated result. Result is less than RL.

Tetra Tech NUS, Inc

Method Blank Report

GC/MS Volatiles

Lot-Sample #: A8I030000-184 B **Work Order #:** KV6PX1AA **Matrix:** WATER

MASS SPECTROMETER/DATA SYSTEM (MSDS) TENTATIVELY IDENTIFIED COMPOUNDS

PARAMETER	CAS #	ESTIMATED RESULT	RETENTION TIME	UNITS
None				ug/L

SW846 8260B MATRIX SPIKE/MATRIX SPIKE DUPLICATE RECOVERY

Lab Name: TestAmerica Laboratories, Inc. Client: Tetra Tech NUS, Inc

Lab Code: TALCAN SDG No: 8H22130

Matrix Spike ID: DMW-16S-082108

Lot #: A8H220130 WO #: KVLGM1D5
BATCH: 8247184

COMPOUND	SPIKE ADDED (ug/L)	SAMPLE CONCENT. (ug/L)	MS CONCENT. (ug/L)	MS % REC	LIMITS REC	QUAL
1,1-Dichloroethene	33	ND	36	107	62- 130	
Trichloroethene	33	ND	29	87	62- 130	
Benzene	33	5.9	35	88	78- 118	
Toluene	33	ND	29	87	70- 119	
Chlorobenzene	33	ND	30	89	76- 117	

NOTES(S):

Column to be used to flag recovery and RPD values with an asterisk
* Values outside of QC limits

RPD: 0 out of 0 outside limits
Spike Recovery: 0 out of 5 outside limits

COMMENTS:

SW846 8260B MATRIX SPIKE/MATRIX SPIKE DUPLICATE RECOVERY

Lab Name: TestAmerica Laboratories, Inc. Client: Tetra Tech NUS, Inc

Lab Code: TALCAN SDG No: 8H22130

Matrix Spike ID: DMW-16S-082108

Lot #: A8H220130 WO #: KVLGM1D6
BATCH: 8247184

COMPOUND	SPIKE ADDED (ug/L)	MSD CONCENT. (ug/L)	MSD % REC	% RPD	QC LIMITS RPD	QC LIMITS REC	QUAL
Trichloroethene	33	31	93	7.2	20	62- 130	
Benzene	33	37	95	6.2	20	78- 118	
1,1-Dichloroethene	33	38	115	7.0	20	62- 130	
Toluene	33	31	93	7.3	20	70- 119	
Chlorobenzene	33	32	95	6.2	20	76- 117	

NOTES(S):

Column to be used to flag recovery and RPD values with an asterisk
* Values outside of QC limits

RPD: 0 out of 5 outside limits
Spike Recovery: 0 out of 5 outside limits

COMMENTS:

FORM III

SW846 8260B METHOD BLANK SUMMARY

BLANK WORKORDER NO.: KV6PX1AA

Lab Name: TestAmerica Laboratories, Inc.

Lab Code: TALCAN

SDG Number:8H22130

Lab File ID: UXC28042.

Lot Number: A8H230142

Date Analyzed: 09/02/08

Time Analyzed: 16:13

Matrix: WATER

Date Extracted:09/02/08

GC Column: DB624 ID: .18

Extraction Method: 5030B/8260B

Instrument ID: UX15

Level:(low/med) LOW

THIS METHOD BLANK APPLIES TO THE FOLLOWING SAMPLES, LCS, LCSD, MS , MSD:

	CLIENT ID.	SAMPLE WORK ORDER #	LAB FILE ID	DATE ANALYZED	TIME ANALYZED
01	INTRA-LAB QC	KVLGM1D0	UXC28058.	09/02/08	22:17
02	LAB MS/MSD	KVLGM1D5 S	UXC28059.	09/02/08	22:40
03	LAB MS/MSD	KVLGM1D6 D	UXC28060.	09/02/08	23:02
04	TB-082208	KVNW11AA	UXC28050.	09/02/08	19:16
05	DMW-9I-082208	KVNXF1DV	UXC28051.	09/02/08	19:39
06	DMW-9D-082208	KVNXT1D0	UXC28052.	09/02/08	20:01
07	DMW-9S-082208	KVNXV1D0	UXC28053.	09/02/08	20:24
08	CHECK SAMPLE	KV6PX1AC C	UXC28040.	09/02/08	15:27
09	DUPLICATE CHECK	KV6PX1AD L	UXC28041.	09/02/08	15:50
10					
11					
12					
13					
14					
15					
16					
17					
18					
19					
20					
21					
22					
23					
24					
25					
26					
27					
28					
29					
30					

COMMENTS:

FORM IV

SW846 8260B METHOD BLANK SUMMARY

BLANK WORKORDER NO.: KV6PX1AA

Lab Name: TestAmerica Laboratories, Inc.

Lab Code: TALCAN

SDG Number:8H22130

Lab File ID: UXC28042.

Lot Number: A8H220130

Date Analyzed: 09/02/08

Time Analyzed: 16:13

Matrix: WATER

Date Extracted:09/02/08

GC Column: DB624 ID: .18

Extraction Method: 5030B/8260B

Instrument ID: UX15

Level:(low/med) LOW

THIS METHOD BLANK APPLIES TO THE FOLLOWING SAMPLES, LCS, LCSD, MS , MSD:

	CLIENT ID.	SAMPLE WORK ORDER #	LAB FILE ID	DATE ANALYZED	TIME ANALYZED
01	DMW-16S-082108	KVLGM1D0	UXC28058.	09/02/08	22:17
02	DMW-16S-082108	KVLGM1D5 S	UXC28059.	09/02/08	22:40
03	DMW-16S-082108	KVLGM1D6 D	UXC28060.	09/02/08	23:02
04	CHECK SAMPLE	KV6PX1AC C	UXC28040.	09/02/08	15:27
05	DUPLICATE CHECK	KV6PX1AD L	UXC28041.	09/02/08	15:50
06					
07					
08					
09					
10					
11					
12					
13					
14					
15					
16					
17					
18					
19					
20					
21					
22					
23					
24					
25					
26					
27					
28					
29					
30					

COMMENTS:

SW846 8260B CHECK SAMPLE RECOVERY

Lab Name: TestAmerica Laboratories, Inc. Client: Tetra Tech NUS, Inc

Lab Code: TALCAN SDG No: 8H22130

Lot #: A8I040000 WO #: KV8VM1AC
BATCH: 8248174

COMPOUND	SPIKE ADDED (ug/L)	SAMPLE CONCENT. (ug/L)	% REC	QC LIMITS REC	QUAL
1,1-Dichloroethene	10	11	111	63 - 130	
Trichloroethene	10	9.1	91	75 - 122	
Benzene	10	9.0	90	80 - 116	
Toluene	10	9.0	90	74 - 119	
Chlorobenzene	10	8.9	89	76 - 117	

NOTES(S):

* Values outside of QC limits

Spike Recovery: 0 out of 5 outside limits

COMMENTS:

FORM III

SW846 8260B CHECK SAMPLE DUPLICATE RECOVERY

Lab Name: TestAmerica Laboratories, Inc. Client: Tetra Tech NUS, Inc

Lab Code: TALCAN SDG No: 8H22130

Lot #: A8I040000 WO #: KV8VM1AD
BATCH: 8248174

COMPOUND	SPIKE ADDED (ug/L)	SAMPLE CONCENT. (ug/L)	% REC	QC LIMITS REC	QUAL
Toluene	10	9.9	99	74 - 119	
Chlorobenzene	10	9.8	98	76 - 117	
1,1-Dichloroethene	10	13	125	63 - 130	
Trichloroethene	10	10	101	75 - 122	
Benzene	10	9.7	97	80 - 116	

NOTES(S):

* Values outside of QC limits

Spike Recovery: 0 out of 5 outside limits

COMMENTS:

FORM III

METHOD BLANK REPORT

GC/MS Volatiles

Client Lot #...: 8H22130 **Work Order #...:** KV8VM1AA **Matrix.....:** WATER
MB Lot-Sample #: A8I040000-174

Prep Date.....: 09/03/08 **Final Wgt/Vol..:** 5 mL
Analysis Date..: 09/03/08 **Prep Batch #...:** 8248174
Dilution Factor: 1 **Initial Wgt/Vol:** 5 mL

PARAMETER	RESULT	REPORTING LIMIT	UNITS	METHOD
Dichlorodifluoromethane	ND	1.0	ug/L	SW846 8260B
cis-1,2-Dichloroethene	ND	1.0	ug/L	SW846 8260B
trans-1,2-Dichloroethene	ND	1.0	ug/L	SW846 8260B
Trichlorofluoromethane	ND	1.0	ug/L	SW846 8260B
2-Hexanone	ND	5.0	ug/L	SW846 8260B
Isopropylbenzene	ND	1.0	ug/L	SW846 8260B
4-Methyl-2-pentanone	ND	5.0	ug/L	SW846 8260B
Styrene	0.48 J	**1.0**	**ug/L**	**SW846 8260B**
1,2,4-Trichloro-benzene	ND	1.0	ug/L	SW846 8260B
1,1,2-Trichloro-1,2,2-trifluoroethane	ND	1.0	ug/L	SW846 8260B
Xylenes (total)	ND	2.0	ug/L	SW846 8260B
Methyl tert-butyl ether	ND	5.0	ug/L	SW846 8260B
Acetone	ND	5.0	ug/L	SW846 8260B
Bromodichloromethane	ND	1.0	ug/L	SW846 8260B
2-Butanone	ND	5.0	ug/L	SW846 8260B
Carbon disulfide	ND	1.0	ug/L	SW846 8260B
Dibromochloromethane	ND	1.0	ug/L	SW846 8260B
1,2-Dibromo-3-chloro-propane	ND	2.0	ug/L	SW846 8260B
1,2-Dibromoethane	ND	1.0	ug/L	SW846 8260B
1,2-Dichlorobenzene	ND	1.0	ug/L	SW846 8260B
1,3-Dichlorobenzene	ND	1.0	ug/L	SW846 8260B
1,4-Dichlorobenzene	ND	1.0	ug/L	SW846 8260B
Bromobenzene	ND	1.0	ug/L	SW846 8260B
Bromochloromethane	ND	1.0	ug/L	SW846 8260B
n-Butylbenzene	ND	1.0	ug/L	SW846 8260B
sec-Butylbenzene	ND	1.0	ug/L	SW846 8260B
tert-Butylbenzene	ND	1.0	ug/L	SW846 8260B
2-Chloroethyl vinyl ether	ND	5.0	ug/L	SW846 8260B
2-Chlorotoluene	ND	1.0	ug/L	SW846 8260B
4-Chlorotoluene	ND	1.0	ug/L	SW846 8260B
Dibromomethane	ND	1.0	ug/L	SW846 8260B
1,3-Dichloropropane	ND	1.0	ug/L	SW846 8260B
2,2-Dichloropropane	ND	1.0	ug/L	SW846 8260B
1,1-Dichloropropene	ND	1.0	ug/L	SW846 8260B
Hexachlorobutadiene	ND	1.0	ug/L	SW846 8260B
p-Isopropyltoluene	ND	1.0	ug/L	SW846 8260B
tert-Butyl alcohol	ND	20	ug/L	SW846 8260B
Naphthalene	0.26 J	**1.0**	**ug/L**	**SW846 8260B**

(Continued on next page)

METHOD BLANK REPORT

GC/MS Volatiles

Client Lot #...: 8H22130 **Work Order #...:** KV8VM1AA **Matrix.....:** WATER

PARAMETER	RESULT	REPORTING LIMIT	UNITS	METHOD
n-Propylbenzene	ND	1.0	ug/L	SW846 8260B
1,1,1,2-Tetrachloroethane	ND	1.0	ug/L	SW846 8260B
1,2,3-Trichlorobenzene	**0.29 J**	**1.0**	**ug/L**	**SW846 8260B**
1,2,3-Trichloropropane	ND	1.0	ug/L	SW846 8260B
1,2,4-Trimethylbenzene	ND	1.0	ug/L	SW846 8260B
Vinyl acetate	ND	2.0	ug/L	SW846 8260B
o-Xylene	ND	1.0	ug/L	SW846 8260B
m-Xylene & p-Xylene	ND	2.0	ug/L	SW846 8260B
1,2,3-Trimethylbenzene	**0.037 J**	**5.0**	**ug/L**	**SW846 8260B**
Diisopropyl Ether (DIPE)	ND	5.0	ug/L	SW846 8260B
Ethyl-t-Butyl Ether (ETBE	ND	5.0	ug/L	SW846 8260B
Tert-amyl methyl ether (T	ND	5.0	ug/L	SW846 8260B
Benzene	ND	1.0	ug/L	SW846 8260B
Bromoform	ND	1.0	ug/L	SW846 8260B
Bromomethane	ND	1.0	ug/L	SW846 8260B
Carbon tetrachloride	ND	1.0	ug/L	SW846 8260B
Chlorobenzene	ND	1.0	ug/L	SW846 8260B
Chloroethane	ND	1.0	ug/L	SW846 8260B
Chloroform	ND	1.0	ug/L	SW846 8260B
Chloromethane	ND	1.0	ug/L	SW846 8260B
1,1-Dichloroethane	ND	1.0	ug/L	SW846 8260B
1,2-Dichloroethane	ND	1.0	ug/L	SW846 8260B
1,1-Dichloroethene	ND	1.0	ug/L	SW846 8260B
1,2-Dichloropropane	ND	1.0	ug/L	SW846 8260B
cis-1,3-Dichloropropene	ND	1.0	ug/L	SW846 8260B
trans-1,3-Dichloropropene	ND	1.0	ug/L	SW846 8260B
Ethylbenzene	ND	1.0	ug/L	SW846 8260B
Methylene chloride	ND	1.0	ug/L	SW846 8260B
1,1,2,2-Tetrachloroethane	ND	1.0	ug/L	SW846 8260B
Tetrachloroethene	ND	1.0	ug/L	SW846 8260B
Toluene	ND	1.0	ug/L	SW846 8260B
1,1,1-Trichloroethane	ND	1.0	ug/L	SW846 8260B
Trichloroethene	ND	1.0	ug/L	SW846 8260B
Vinyl chloride	ND	1.0	ug/L	SW846 8260B

SURROGATE	PERCENT RECOVERY	RECOVERY LIMITS
Dibromofluoromethane	100	(73 - 122)
1,2-Dichloroethane-d4	103	(61 - 128)
Toluene-d8	97	(76 - 110)
4-Bromofluorobenzene	94	(74 - 116)

NOTE(S):

Calculations are performed before rounding to avoid round-off errors in calculated results.

J Estimated result. Result is less than RL.

Tetra Tech NUS, Inc

Method Blank Report

GC/MS Volatiles

Lot-Sample #: A8I040000-174 B **Work Order #:** KV8VM1AA **Matrix:** WATER

MASS SPECTROMETER/DATA SYSTEM (MSDS) TENTATIVELY IDENTIFIED COMPOUNDS

PARAMETER	CAS #	ESTIMATED RESULT	RETENTION TIME	UNITS
None				ug/L

SW846 8260B METHOD BLANK SUMMARY

BLANK WORKORDER NO.: KV8VM1AA

Lab Name: TestAmerica Laboratories, Inc.

Lab Code: TALCAN

SDG Number: 8H22130

Lab File ID: UXC28065.

Lot Number: A8H260119

Date Analyzed: 09/03/08

Time Analyzed: 10:53

Matrix: WATER

Date Extracted: 09/03/08

GC Column: DB624 ID: .18

Extraction Method: 5030B/8260B

Instrument ID: UX15

Level: (low/med) LOW

THIS METHOD BLANK APPLIES TO THE FOLLOWING SAMPLES, LCS, LCSD, MS , MSD:

	CLIENT ID.	SAMPLE WORK ORDER #	LAB FILE ID	DATE ANALYZED	TIME ANALYZED
01	TB-082508	KVRA41AA	UXC28071.	09/03/08	13:11
02	DMW-16D-082508	KVRA71CK	UXC28073.	09/03/08	13:57
03	CHECK SAMPLE	KV8VM1AC C	UXC28063.	09/03/08	10:07
04	DUPLICATE CHECK	KV8VM1AD L	UXC28064.	09/03/08	10:30
05					
06					
07					
08					
09					
10					
11					
12					
13					
14					
15					
16					
17					
18					
19					
20					
21					
22					
23					
24					
25					
26					
27					
28					
29					
30					

COMMENTS:

FORM IV

SW846 8260B CHECK SAMPLE RECOVERY

Lab Name: TestAmerica Laboratories, Inc. Client: Tetra Tech NUS, Inc

Lab Code: TALCAN SDG No: 8H22130

Lot #: A8I050000 WO #: KWA4T1AC
BATCH: 8249100

COMPOUND	SPIKE ADDED (ug/L)	SAMPLE CONCENT. (ug/L)	% REC	QC LIMITS REC	QUAL
Trichloroethene	10	9.2	92	75- 122	
Benzene	10	9.1	91	80- 116	
Toluene	10	9.4	94	74- 119	
Chlorobenzene	10	9.1	91	76- 117	
1,1-Dichloroethene	10	11	114	63- 130	

NOTES(S):

* Values outside of QC limits

Spike Recovery: 0 out of 5 outside limits

COMMENTS:

FORM III

SW846 8260B CHECK SAMPLE DUPLICATE RECOVERY

Lab Name: TestAmerica Laboratories, Inc. Client: Tetra Tech NUS, Inc

Lab Code: TALCAN SDG No: 8H22130

Lot #: A8I050000 WO #: KWA4T1AD

BATCH: 8249100

COMPOUND	SPIKE ADDED (ug/L)	SAMPLE CONCENT. (ug/L)	% REC	QC LIMITS REC	QUAL
1,1-Dichloroethene	10	12	123	63 - 130	
Trichloroethene	10	9.7	97	75 - 122	
Benzene	10	9.7	97	80 - 116	
Toluene	10	10	100	74 - 119	
Chlorobenzene	10	9.8	98	76 - 117	

NOTES(S):

* Values outside of QC limits

Spike Recovery: 0 out of 5 outside limits

COMMENTS:

SW846 8260B MATRIX SPIKE/MATRIX SPIKE DUPLICATE RECOVERY

Lab Name: TestAmerica Laboratories, Inc. Client: Tetra Tech NUS, Inc

Lab Code: TALCAN SDG No: 8H22130

Matrix Spike ID: LAB MS/MSD

Lot #: A8H290151 WO #: KV2AJ1AC
BATCH: 8249100

COMPOUND	SPIKE ADDED (ug/L)	SAMPLE CONCENT. (ug/L)	MS CONCENT. (ug/L)	MS % REC	LIMITS REC	QUAL
1,1-Dichloroethene	560	ND	700	126	62- 130	
Trichloroethene	560	ND	550	98	62- 130	
Benzene	560	87	640	99	78- 118	
Toluene	560	270	830	101	70- 119	
Chlorobenzene	560	ND	560	101	76- 117	

NOTES(S):

Column to be used to flag recovery and RPD values with an asterisk
* Values outside of QC limits

RPD: 0 out of 0 outside limits
Spike Recovery: 0 out of 5 outside limits

COMMENTS:

FORM III

SW846 8260B MATRIX SPIKE/MATRIX SPIKE DUPLICATE RECOVERY

Lab Name: TestAmerica Laboratories, Inc. Client: Tetra Tech NUS, Inc

Lab Code: TALCAN SDG No: 8H22130

Matrix Spike ID: LAB MS/MSD

Lot #: A8H290151 WO #: KV2AJ1AD
BATCH: 8249100

COMPOUND	SPIKE ADDED (ug/L)	MSD CONCENT. (ug/L)	MSD % REC	% RPD	QC LIMITS RPD	QC LIMITS REC	QUAL
1,1-Dichloroethene	560	680	123	2.6	20	62 - 130	
Trichloroethene	560	530	95	3.4	20	62 - 130	
Benzene	560	630	98	1.1	20	78 - 118	
Toluene	560	840	102	0.63	20	70 - 119	
Chlorobenzene	560	550	98	3.0	20	76 - 117	

NOTES(S):

Column to be used to flag recovery and RPD values with an asterisk
* Values outside of QC limits

RPD: 0 out of 5 outside limits
Spike Recovery: 0 out of 5 outside limits

COMMENTS:

FORM III

METHOD BLANK REPORT

GC/MS Volatiles

Client Lot #...: 8H22130 **Work Order #...:** KWA4T1AA **Matrix.....:** WATER
MB Lot-Sample #: A8I050000-100

Prep Date.....: 09/04/08 **Final Wgt/Vol..:** 5 mL
Analysis Date..: 09/04/08 **Prep Batch #...:** 8249100
Dilution Factor: 1 **Initial Wgt/Vol:** 5 mL

PARAMETER	RESULT	REPORTING LIMIT	UNITS	METHOD
Acetone	ND	5.0	ug/L	SW846 8260B
Bromobenzene	ND	1.0	ug/L	SW846 8260B
Bromochloromethane	ND	1.0	ug/L	SW846 8260B
Bromodichloromethane	ND	1.0	ug/L	SW846 8260B
2-Butanone	ND	5.0	ug/L	SW846 8260B
n-Butylbenzene	ND	1.0	ug/L	SW846 8260B
sec-Butylbenzene	ND	1.0	ug/L	SW846 8260B
tert-Butylbenzene	ND	1.0	ug/L	SW846 8260B
Carbon disulfide	ND	1.0	ug/L	SW846 8260B
Dibromochloromethane	ND	1.0	ug/L	SW846 8260B
1,2-Dibromo-3-chloro-propane	ND	2.0	ug/L	SW846 8260B
2-Chloroethyl vinyl ether	ND	5.0	ug/L	SW846 8260B
2-Chlorotoluene	ND	1.0	ug/L	SW846 8260B
4-Chlorotoluene	ND	1.0	ug/L	SW846 8260B
1,2-Dibromoethane	ND	1.0	ug/L	SW846 8260B
Dibromomethane	ND	1.0	ug/L	SW846 8260B
1,2-Dichlorobenzene	ND	1.0	ug/L	SW846 8260B
1,3-Dichlorobenzene	ND	1.0	ug/L	SW846 8260B
1,4-Dichlorobenzene	ND	1.0	ug/L	SW846 8260B
Dichlorodifluoromethane	ND	1.0	ug/L	SW846 8260B
cis-1,2-Dichloroethene	ND	1.0	ug/L	SW846 8260B
trans-1,2-Dichloroethene	ND	1.0	ug/L	SW846 8260B
1,3-Dichloropropane	ND	1.0	ug/L	SW846 8260B
2,2-Dichloropropane	ND	1.0	ug/L	SW846 8260B
1,1-Dichloropropene	ND	1.0	ug/L	SW846 8260B
Trichlorofluoromethane	ND	1.0	ug/L	SW846 8260B
Hexachlorobutadiene	ND	1.0	ug/L	SW846 8260B
2-Hexanone	ND	5.0	ug/L	SW846 8260B
Isopropylbenzene	ND	1.0	ug/L	SW846 8260B
p-Isopropyltoluene	ND	1.0	ug/L	SW846 8260B
tert-Butyl alcohol	ND	20	ug/L	SW846 8260B
4-Methyl-2-pentanone	ND	5.0	ug/L	SW846 8260B
Naphthalene	**0.30 J**	**1.0**	**ug/L**	**SW846 8260B**
n-Propylbenzene	ND	1.0	ug/L	SW846 8260B
Styrene	ND	1.0	ug/L	SW846 8260B
1,1,1,2-Tetrachloroethane	ND	1.0	ug/L	SW846 8260B
1,2,3-Trichlorobenzene	**0.39 J**	**1.0**	**ug/L**	**SW846 8260B**
1,2,4-Trichloro-benzene	**0.22 J**	**1.0**	**ug/L**	**SW846 8260B**
1,2,3-Trichloropropane	ND	1.0	ug/L	SW846 8260B

(Continued on next page)

METHOD BLANK REPORT

GC/MS Volatiles

Client Lot #...: 8H22130 **Work Order #...:** KWA4T1AA **Matrix.....:** WATER

PARAMETER	RESULT	REPORTING LIMIT	UNITS	METHOD
1,1,2-Trichloro-1,2,2-trifluoroethane	ND	1.0	ug/L	SW846 8260B
1,2,4-Trimethylbenzene	ND	1.0	ug/L	SW846 8260B
Vinyl acetate	ND	2.0	ug/L	SW846 8260B
o-Xylene	ND	1.0	ug/L	SW846 8260B
Xylenes (total)	ND	2.0	ug/L	SW846 8260B
Methyl tert-butyl ether	ND	5.0	ug/L	SW846 8260B
m-Xylene & p-Xylene	ND	2.0	ug/L	SW846 8260B
1,2,3-Trimethylbenzene	**0.038 J**	**5.0**	**ug/L**	**SW846 8260B**
Diisopropyl Ether (DIPE)	ND	5.0	ug/L	SW846 8260B
Ethyl-t-Butyl Ether (ETBE	ND	5.0	ug/L	SW846 8260B
Tert-amyl methyl ether (T	ND	5.0	ug/L	SW846 8260B
Benzene	ND	1.0	ug/L	SW846 8260B
Bromoform	ND	1.0	ug/L	SW846 8260B
Bromomethane	ND	1.0	ug/L	SW846 8260B
Carbon tetrachloride	ND	1.0	ug/L	SW846 8260B
Chlorobenzene	ND	1.0	ug/L	SW846 8260B
Chloroethane	ND	1.0	ug/L	SW846 8260B
Chloroform	ND	1.0	ug/L	SW846 8260B
Chloromethane	ND	1.0	ug/L	SW846 8260B
1,1-Dichloroethane	ND	1.0	ug/L	SW846 8260B
1,2-Dichloroethane	ND	1.0	ug/L	SW846 8260B
1,1-Dichloroethene	ND	1.0	ug/L	SW846 8260B
1,2-Dichloropropane	ND	1.0	ug/L	SW846 8260B
cis-1,3-Dichloropropene	ND	1.0	ug/L	SW846 8260B
trans-1,3-Dichloropropene	ND	1.0	ug/L	SW846 8260B
Ethylbenzene	ND	1.0	ug/L	SW846 8260B
Methylene chloride	ND	1.0	ug/L	SW846 8260B
1,1,2,2-Tetrachloroethane	ND	1.0	ug/L	SW846 8260B
Tetrachloroethene	ND	1.0	ug/L	SW846 8260B
Toluene	ND	1.0	ug/L	SW846 8260B
1,1,1-Trichloroethane	ND	1.0	ug/L	SW846 8260B
Trichloroethene	ND	1.0	ug/L	SW846 8260B
Vinyl chloride	ND	1.0	ug/L	SW846 8260B

SURROGATE	PERCENT RECOVERY	RECOVERY LIMITS
Dibromofluoromethane	98	(73 - 122)
1,2-Dichloroethane-d4	102	(61 - 128)
Toluene-d8	100	(76 - 110)
4-Bromofluorobenzene	94	(74 - 116)

NOTE(S):

Calculations are performed before rounding to avoid round-off errors in calculated results.

J Estimated result. Result is less than RL.

Tetra Tech NUS, Inc

Method Blank Report

GC/MS Volatiles

Lot-Sample #: A8I050000-100 B **Work Order #:** KWA4T1AA **Matrix:** WATER

MASS SPECTROMETER/DATA SYSTEM (MSDS) TENTATIVELY IDENTIFIED COMPOUNDS

PARAMETER	CAS #	ESTIMATED RESULT	RETENTION TIME	UNITS
None				ug/L

SW846 8260B METHOD BLANK SUMMARY

BLANK WORKORDER NO.: KWA4T1AA

Lab Name: TestAmerica Laboratories, Inc.

Lab Code: TALCAN

SDG Number:8H22130

Lab File ID: UXC28119.

Lot Number: A8H260119

Date Analyzed: 09/04/08

Time Analyzed: 11:37

Matrix: WATER

Date Extracted:09/04/08

GC Column: DB624 ID: .18

Extraction Method: 5030B/8260B

Instrument ID: UX15

Level:(low/med) LOW

THIS METHOD BLANK APPLIES TO THE FOLLOWING SAMPLES, LCS, LCSD, MS , MSD:

	CLIENT ID.	SAMPLE WORK ORDER #	LAB FILE ID	DATE ANALYZED	TIME ANALYZED
01	DMW-4I-082508	KVRA61CL	UXC28120.	09/04/08	12:23
02	DMW-4D-082508	KVRCD1CL	UXC28121.	09/04/08	12:46
03	DMW-14I-082508	KVRCG1CL	UXC28122.	09/04/08	13:09
04	DMW-4S-082508	KVRCJ1CL	UXC28123.	09/04/08	13:32
05	INTRA-LAB QC	KV2AJ1AA	UXC28132.	09/04/08	16:58
06	LAB MS/MSD	KV2AJ1AC S	UXC28133.	09/04/08	17:21
07	LAB MS/MSD	KV2AJ1AD D	UXC28134.	09/04/08	17:44
08	CHECK SAMPLE	KWA4T1AC C	UXC28117.	09/04/08	10:51
09	DUPLICATE CHECK	KWA4T1AD L	UXC28118.	09/04/08	11:14
10					
11					
12					
13					
14					
15					
16					
17					
18					
19					
20					
21					
22					
23					
24					
25					
26					
27					
28					
29					
30					

COMMENTS:

SW846 8260B METHOD BLANK SUMMARY

BLANK WORKORDER NO.: KWA4T1AA

Lab Name: TestAmerica Laboratories, Inc.

Lab Code: TALCAN

SDG Number:8H22130

Lab File ID: UXC28119.

Lot Number: A8H270116

Date Analyzed: 09/04/08

Time Analyzed: 11:37

Matrix: WATER

Date Extracted:09/04/08

GC Column: DB624 ID: .18

Extraction Method: 5030B/8260B

Instrument ID: UX15

Level:(low/med) LOW

THIS METHOD BLANK APPLIES TO THE FOLLOWING SAMPLES, LCS, LCSD, MS , MSD:

	CLIENT ID.	SAMPLE WORK ORDER #	LAB FILE ID	DATE ANALYZED	TIME ANALYZED
01	DMW-5I-082608	KVVGX1CL	UXC28130.	09/04/08	16:12
02	DMW-5S-082608	KVVG41CL	UXC28131.	09/04/08	16:35
03	INTRA-LAB QC	KV2AJ1AA	UXC28132.	09/04/08	16:58
04	LAB MS/MSD	KV2AJ1AC S	UXC28133.	09/04/08	17:21
05	LAB MS/MSD	KV2AJ1AD D	UXC28134.	09/04/08	17:44
06	CHECK SAMPLE	KWA4T1AC C	UXC28117.	09/04/08	10:51
07	DUPLICATE CHECK	KWA4T1AD L	UXC28118.	09/04/08	11:14
08					
09					
10					
11					
12					
13					
14					
15					
16					
17					
18					
19					
20					
21					
22					
23					
24					
25					
26					
27					
28					
29					
30					

COMMENTS:

SW846 8260B CHECK SAMPLE RECOVERY

Lab Name: TestAmerica Laboratories, Inc. Client: Tetra Tech NUS, Inc

Lab Code: TALCAN SDG No: 8H22130

Lot #: A8I040000 WO #: KV8V81AC
BATCH: 8248184

COMPOUND	SPIKE ADDED (ug/L)	SAMPLE CONCENT. (ug/L)	% REC	QC LIMITS REC	QUAL
1,1-Dichloroethene	10	11	114	63 - 130	
Trichloroethene	10	9.7	97	75 - 122	
Benzene	10	9.2	92	80 - 116	
Toluene	10	9.2	92	74 - 119	
Chlorobenzene	10	9.1	91	76 - 117	

NOTES(S):

* Values outside of QC limits

Spike Recovery: 0 out of 5 outside limits

COMMENTS:

SW846 8260B CHECK SAMPLE DUPLICATE RECOVERY

Lab Name: TestAmerica Laboratories, Inc. Client: Tetra Tech NUS, Inc

Lab Code: TALCAN SDG No: 8H22130

Lot #: A8I040000 WO #: KV8V81AD

BATCH: 8248184

COMPOUND	SPIKE ADDED (ug/L)	SAMPLE CONCENT. (ug/L)	% REC	QC LIMITS REC	QUAL
1,1-Dichloroethene	10	12	123	63 - 130	
Trichloroethene	10	10	102	75 - 122	
Benzene	10	9.7	97	80 - 116	
Toluene	10	9.6	96	74 - 119	
Chlorobenzene	10	9.5	95	76 - 117	

NOTES(S):

* Values outside of QC limits

Spike Recovery: 0 out of 5 outside limits

COMMENTS:

FORM III

METHOD BLANK REPORT

GC/MS Volatiles

Client Lot #...: 8H22130 **Work Order #...:** KV8V81AA **Matrix.....:** WATER
MB Lot-Sample #: A8I040000-184

Prep Date.....: 09/03/08 **Final Wgt/Vol..:** 5 mL
Analysis Date..: 09/03/08 **Prep Batch #...:** 8248184
Dilution Factor: 1 **Initial Wgt/Vol:** 5 mL

PARAMETER	RESULT	REPORTING LIMIT	UNITS	METHOD
Acetone	**2.1 J**	**5.0**	**ug/L**	**SW846 8260B**
Bromodichloromethane	ND	1.0	ug/L	SW846 8260B
2-Butanone	ND	5.0	ug/L	SW846 8260B
Carbon disulfide	ND	1.0	ug/L	SW846 8260B
Dibromochloromethane	ND	1.0	ug/L	SW846 8260B
1,2-Dibromo-3-chloro-propane	ND	2.0	ug/L	SW846 8260B
1,2-Dibromoethane	ND	1.0	ug/L	SW846 8260B
1,2-Dichlorobenzene	ND	1.0	ug/L	SW846 8260B
1,3-Dichlorobenzene	ND	1.0	ug/L	SW846 8260B
1,4-Dichlorobenzene	ND	1.0	ug/L	SW846 8260B
Dichlorodifluoromethane	ND	1.0	ug/L	SW846 8260B
cis-1,2-Dichloroethene	ND	1.0	ug/L	SW846 8260B
trans-1,2-Dichloroethene	ND	1.0	ug/L	SW846 8260B
Trichlorofluoromethane	ND	1.0	ug/L	SW846 8260B
2-Hexanone	ND	5.0	ug/L	SW846 8260B
Isopropylbenzene	ND	1.0	ug/L	SW846 8260B
4-Methyl-2-pentanone	ND	5.0	ug/L	SW846 8260B
Styrene	ND	1.0	ug/L	SW846 8260B
1,2,4-Trichloro-benzene	ND	1.0	ug/L	SW846 8260B
1,1,2-Trichloro-1,2,2-trifluoroethane	ND	1.0	ug/L	SW846 8260B
Xylenes (total)	ND	2.0	ug/L	SW846 8260B
Methyl tert-butyl ether	ND	5.0	ug/L	SW846 8260B
Bromobenzene	ND	1.0	ug/L	SW846 8260B
Bromochloromethane	ND	1.0	ug/L	SW846 8260B
n-Butylbenzene	ND	1.0	ug/L	SW846 8260B
sec-Butylbenzene	ND	1.0	ug/L	SW846 8260B
tert-Butylbenzene	ND	1.0	ug/L	SW846 8260B
2-Chloroethyl vinyl ether	ND	5.0	ug/L	SW846 8260B
2-Chlorotoluene	ND	1.0	ug/L	SW846 8260B
4-Chlorotoluene	ND	1.0	ug/L	SW846 8260B
Dibromomethane	ND	1.0	ug/L	SW846 8260B
1,3-Dichloropropane	ND	1.0	ug/L	SW846 8260B
2,2-Dichloropropane	ND	1.0	ug/L	SW846 8260B
1,1-Dichloropropene	ND	1.0	ug/L	SW846 8260B
Hexachlorobutadiene	ND	1.0	ug/L	SW846 8260B
p-Isopropyltoluene	ND	1.0	ug/L	SW846 8260B
tert-Butyl alcohol	ND	20	ug/L	SW846 8260B
Naphthalene	**0.28 J**	**1.0**	**ug/L**	**SW846 8260B**

(Continued on next page)

METHOD BLANK REPORT

GC/MS Volatiles

Client Lot #...: 8H22130 **Work Order #...:** KV8V81AA **Matrix.....:** WATER

PARAMETER	RESULT	REPORTING LIMIT	UNITS	METHOD
n-Propylbenzene	ND	1.0	ug/L	SW846 8260B
1,1,1,2-Tetrachloroethane	ND	1.0	ug/L	SW846 8260B
1,2,3-Trichlorobenzene	**0.30 J**	**1.0**	**ug/L**	**SW846 8260B**
1,2,3-Trichloropropane	ND	1.0	ug/L	SW846 8260B
1,2,4-Trimethylbenzene	ND	1.0	ug/L	SW846 8260B
Vinyl acetate	ND	2.0	ug/L	SW846 8260B
o-Xylene	ND	1.0	ug/L	SW846 8260B
m-Xylene & p-Xylene	ND	2.0	ug/L	SW846 8260B
1,2,3-Trimethylbenzene	**0.037 J**	**5.0**	**ug/L**	**SW846 8260B**
Diisopropyl Ether (DIPE)	ND	5.0	ug/L	SW846 8260B
Ethyl-t-Butyl Ether (ETBE	ND	5.0	ug/L	SW846 8260B
Tert-amyl methyl ether (T	ND	5.0	ug/L	SW846 8260B
Benzene	ND	1.0	ug/L	SW846 8260B
Bromoform	ND	1.0	ug/L	SW846 8260B
Bromomethane	ND	1.0	ug/L	SW846 8260B
Carbon tetrachloride	ND	1.0	ug/L	SW846 8260B
Chlorobenzene	ND	1.0	ug/L	SW846 8260B
Chloroethane	ND	1.0	ug/L	SW846 8260B
Chloroform	ND	1.0	ug/L	SW846 8260B
Chloromethane	ND	1.0	ug/L	SW846 8260B
1,1-Dichloroethane	ND	1.0	ug/L	SW846 8260B
1,2-Dichloroethane	ND	1.0	ug/L	SW846 8260B
1,1-Dichloroethene	ND	1.0	ug/L	SW846 8260B
1,2-Dichloropropane	ND	1.0	ug/L	SW846 8260B
cis-1,3-Dichloropropene	ND	1.0	ug/L	SW846 8260B
trans-1,3-Dichloropropene	ND	1.0	ug/L	SW846 8260B
Ethylbenzene	ND	1.0	ug/L	SW846 8260B
Methylene chloride	ND	1.0	ug/L	SW846 8260B
1,1,2,2-Tetrachloroethane	ND	1.0	ug/L	SW846 8260B
Tetrachloroethene	ND	1.0	ug/L	SW846 8260B
Toluene	ND	1.0	ug/L	SW846 8260B
1,1,1-Trichloroethane	ND	1.0	ug/L	SW846 8260B
Trichloroethene	ND	1.0	ug/L	SW846 8260B
Vinyl chloride	ND	1.0	ug/L	SW846 8260B

SURROGATE	PERCENT RECOVERY	RECOVERY LIMITS
Dibromofluoromethane	100	(73 - 122)
1,2-Dichloroethane-d4	102	(61 - 128)
Toluene-d8	97	(76 - 110)
4-Bromofluorobenzene	97	(74 - 116)

NOTE(S):

Calculations are performed before rounding to avoid round-off errors in calculated results.

J Estimated result. Result is less than RL.

Tetra Tech NUS, Inc

Method Blank Report

GC/MS Volatiles

Lot-Sample #: A8I040000-184 B **Work Order #:** KV8V81AA **Matrix:** WATER

MASS SPECTROMETER/DATA SYSTEM (MSDS) TENTATIVELY IDENTIFIED COMPOUNDS

PARAMETER	CAS #	ESTIMATED RESULT	RETENTION TIME	UNITS
None				ug/L

SW846 8260B METHOD BLANK SUMMARY

BLANK WORKORDER NO.: KV8V81AA

Lab Name: TestAmerica Laboratories, Inc.

Lab Code: TALCAN SDG Number: 8H22130

Lab File ID: UXC28092. Lot Number: A8H270116

Date Analyzed: 09/03/08 Time Analyzed: 21:55

Matrix: WATER Date Extracted: 09/03/08

GC Column: DB624 ID: .18 Extraction Method: 5030B/8260B

Instrument ID: UX15 Level: (low/med) LOW

THIS METHOD BLANK APPLIES TO THE FOLLOWING SAMPLES, LCS, LCSD, MS , MSD:

	CLIENT ID.	SAMPLE WORK ORDER #	LAB FILE ID	DATE ANALYZED	TIME ANALYZED
01	TB-082608	KVVGN1AA	UXC28099.	09/04/08	00:35
02	MW-6-082608	KVVG61CL	UXC28102.	09/04/08	01:43
03	CHECK SAMPLE	KV8V81AC C	UXC28090.	09/03/08	21:10
04	DUPLICATE CHECK	KV8V81AD L	UXC28091.	09/03/08	21:33
05					
06					
07					
08					
09					
10					
11					
12					
13					
14					
15					
16					
17					
18					
19					
20					
21					
22					
23					
24					
25					
26					
27					
28					
29					
30					

COMMENTS:

5A

VOLATILE ORGANIC GC/MS TUNING AND MASS CALIBRATION - BROMOFLUOROBENZENE (BFB)

Lab Name: NORTH CANTON Contract:

Lab Code: TALCAN Case No.: SAS No.: SDG No.: 8H22130

Lab File ID: BFB988 BFB Injection Date: 08/12/08

Instrument ID: A3UX15 BFB Injection Time: 1019

Matrix: (soil/water) WATER Level: (low/med) LOW Column: (pack/cap) CAP

m/e	ION ABUNDANCE CRITERIA	% RELATIVE ABUNDANCE
50	15.0 - 40.0% of mass 95	19.0
75	30.0 - 60.0% of mass 95	50.4
95	Base Peak, 100% relative abundance	100.0
96	5.0 - 9.0% of mass 95	6.7
173	Less than 2.0% of mass 174	0.4 (0.4)1
174	50.0 - 100.0% of mass 95	88.9
175	5.0 - 9.0% of mass 174	6.2 (6.9)1
176	Greater than 95.0%, but less than 101.0% of mass 174	85.9 (96.6)1
177	5.0 - 9.0% of mass 176	5.6 (6.5)2

1-Value is % of mass 174 2-Value is % of mass 176

THIS TUNE APPLIES TO THE FOLLOWING SAMPLES, MS, MSD, BLANKS, AND STANDARDS:

	EPA SAMPLE NO.	LAB SAMPLE ID	LAB FILE ID	DATE ANALYZED	TIME ANALYZED
01	VSTD040	200NG8260CAL	UXC27500	08/12/08	1049
02	VSTD020	100NG8260CAL	UXC27501	08/12/08	1112
03	VSTD010	50NG8260CAL	UXC27502	08/12/08	1135
04	VSTD005	25NG8260CAL	UXC27503	08/12/08	1158
05	VSTD002	10NG8260CAL	UXC27504	08/12/08	1221
06	VSTD001	5NG8260CAL	UXC27505	08/12/08	1245
07					
08					
09					
10					
11					
12					
13					
14					
15					
16					
17					
18					
19					
20					
21					
22					

Report Date: 13-Aug-2008 12:15

Calibration History

Method : \\cansvr11\dd\chem\MSV\a3ux15.i\C80813IC.b\8260LLUX15.m
Start Cal Date: 05-MAY-2008 18:34
End Cal Date : 13-AUG-2008 02:18
Last Cal Level: 1
Last Cal Type : Initial Calibration

Initial Calibration

Injection Date	Sublist	Calibration File
Cal Level: 1 , Cal Amount: 5.00000		
12-AUG-2008 12:45	2-8260+86	\\cansvr11\dd\chem\MSV\a3ux15.i\C80812IC.b\UXC27505.D
13-AUG-2008 02:18	3-IX	\\cansvr11\dd\chem\MSV\a3ux15.i\C80813IC.b\UXC27537.D
Cal Level: 2 , Cal Amount: 10.00000		
12-AUG-2008 12:21	2-8260+86	\\cansvr11\dd\chem\MSV\a3ux15.i\C80812IC.b\UXC27504.D
13-AUG-2008 01:55	3-IX	\\cansvr11\dd\chem\MSV\a3ux15.i\C80813IC.b\UXC27536.D
Cal Level: 3 , Cal Amount: 25.00000		
12-AUG-2008 11:58	2-8260+86	\\cansvr11\dd\chem\MSV\a3ux15.i\C80812IC.b\UXC27503.D
13-AUG-2008 01:32	3-IX	\\cansvr11\dd\chem\MSV\a3ux15.i\C80813IC.b\UXC27535.D
Cal Level: 4 , Cal Amount: 50.00000		
12-AUG-2008 11:35	2-8260+86	\\cansvr11\dd\chem\MSV\a3ux15.i\C80812IC.b\UXC27502.D
13-AUG-2008 01:08	3-IX	\\cansvr11\dd\chem\MSV\a3ux15.i\C80813IC.b\UXC27534.D
Cal Level: 5 , Cal Amount: 100.00000		
12-AUG-2008 11:12	2-8260+86	\\cansvr11\dd\chem\MSV\a3ux15.i\C80812IC.b\UXC27501.D
13-AUG-2008 00:45	3-IX	\\cansvr11\dd\chem\MSV\a3ux15.i\C80813IC.b\UXC27533.D
Cal Level: 6 , Cal Amount: 200.00000		
12-AUG-2008 10:49	2-8260+86	\\cansvr11\dd\chem\MSV\a3ux15.i\C80812IC.b\UXC27500.D
13-AUG-2008 00:22	3-IX	

\\cansvr11\dd\chem\MSV\a3ux15.i\C80813IC.b\UXC27532.D		

Continuing Calibration
Ccal Level Mode: GLOBAL LEVEL 4

13-AUG-2008 01:08	3-IX	\\cansvr11\dd\chem\MSV\a3ux15.i\C80813IC.b\UXC27534.D
13-AUG-2008 01:08	3-IX	\\cansvr11\dd\chem\MSV\a3ux15.i\C80812B.b\UXC27534.D

Report Date : 14-Aug-2008 21:13

TestAmerica North Canton

INITIAL CALIBRATION DATA

Start Cal Date : 05-MAY-2008 18:34
End Cal Date : 13-AUG-2008 02:18
Quant Method : ISTD
Target Version : 4.14
Integrator : HP RTE
Method file : \\cansvr11\dd\chem\MSV\a3ux15.i\C80813IC.b\8260LLUX15.m
Last Edit : 13-Aug-2008 12:26 roachc

Calibration File Names:
Level 1: \\cansvr11\dd\chem\MSV\a3ux15.i\C80812IC.b\UXC27505.D
Level 2: \\cansvr11\dd\chem\MSV\a3ux15.i\C80812IC.b\UXC27504.D
Level 3: \\cansvr11\dd\chem\MSV\a3ux15.i\C80812IC.b\UXC27503.D
Level 4: \\cansvr11\dd\chem\MSV\a3ux15.i\C80812IC.b\UXC27502.D
Level 5: \\cansvr11\dd\chem\MSV\a3ux15.i\C80812IC.b\UXC27501.D
Level 6: \\cansvr11\dd\chem\MSV\a3ux15.i\C80812IC.b\UXC27500.D

Compound	5.0000 Level 1	10.0000 Level 2	25.0000 Level 3	50.0000 Level 4	100.0000 Level 5	200.0000 Level 6	Curve	Coefficients b	Coefficients m1	Coefficients m2	%RSD or R^2	
8 Dichlorodifluoromethane	15233	35382	114472	243967	524946	991194	WLINR	0.03644	0.26158		0.99720	
9 Chloromethane	0.25139	0.27383	0.29236	0.26962	0.27229	0.23548	AVRG		0.26583		7.43564	
10 Vinyl Chloride	0.24504	0.27091	0.31335	0.30382	0.30958	0.27075	AVRG		0.28557		9.60070	
11 Bromomethane	0.19806	0.21186	0.22309	0.17238	0.18705	0.14710	AVRG		0.18992		14.51087	
12 Chloroethane	0.15880	0.19234	0.19629	0.18915	0.19944	0.16746	AVRG		0.18391		9.07852	
13 Trichlorofluoromethane	21359	57709	160213	352931	757011	1342234	WLINR	0.02660	0.36429		0.99316	
14 Dichlorofluoromethane	0.52200	0.46036	0.46524	0.51322	0.55342	0.54243	AVRG		0.50944		7.63125	
15 Acrolein	11480	21326	40714	79879	207210	376319	WLINR	-0.22760	0.00962		0.99043	<- NA
16 Acetone	0.05174	0.05931	0.05443	0.06470	0.06567	0.05158	AVRG		0.05790		10.88162	
17 1,1-Dichloroethene	0.19518	0.23778	0.25908	0.23561	0.26046	0.22966	AVRG		0.23629		10.08636	
18 Freon-113	0.14818	0.19211	0.20508	0.19276	0.20977	0.18631	AVRG		0.18903		11.55854	
19 Iodomethane	0.32540	0.39856	0.43168	0.39204	0.42691	0.38440	AVRG		0.39317		9.73264	
20 Carbon Disulfide	0.65895	0.73493	0.81285	0.75102	0.81591	0.71696	AVRG		0.74844		7.99197	
21 Methylene Chloride	41269	68851	150582	270157	564335	1037669	WLINR	-0.08038	0.26611		0.99667	

Report Date : 14-Aug-2008 21:13

TestAmerica North Canton

INITIAL CALIBRATION DATA

Start Cal Date : 05-MAY-2008 18:34
End Cal Date : 13-AUG-2008 02:18
Quant Method : ISTD
Target Version : 4.14
Integrator : HP RTE
Method file : \\cansvr11\dd\chem\MSV\a3ux15.i\C80813IC.b\8260LLUX15.m
Last Edit : 13-Aug-2008 12:26 roachc

	Compound	5.0000 Level 1	10.0000 Level 2	25.0000 Level 3	50.0000 Level 4	100.0000 Level 5	200.0000 Level 6	Curve	Coefficients b	Coefficients m1	Coefficients m2	%RSD or R^2	
	22 Acetonitrile	0.01489	0.01438	0.01471	0.01882	0.01900	+++++	AVRG		0.01636		14.29331	NA
	23 Acrylonitrile	0.06707	0.07729	0.08142	0.07741	0.07810	0.06629	AVRG		0.07460		8.46789	
	24 Methyl tert-butyl ether	0.62988	0.70467	0.77316	0.72025	0.79413	0.70650	AVRG		0.72143		8.04626	
	25 trans-1,2-Dichloroethene	0.23434	0.26387	0.29185	0.27165	0.29738	0.27330	AVRG		0.27206		8.25846	
	26 Hexane	4125	9062	26933	61505	136605	238983	WLINR	0.03269	0.06492		0.99225	
	27 Vinyl acetate	0.40295	0.43831	0.43361	0.45515	0.49706	0.48467	AVRG		0.45196		7.68906	
	28 1,1-Dichloroethane	0.41831	0.44453	0.51508	0.46942	0.50618	0.47345	AVRG		0.47116		7.74966	
	29 tert-Butyl Alcohol	0.01066	0.01076	0.01125	0.01104	0.01186	0.00939	AVRG		0.01083		7.59132	<-
	30 2-Butanone	0.10344	0.10433	0.08526	0.08579	0.08937	0.07590	AVRG		0.09068		12.30545	
M	31 1,2-Dichloroethene (total)	0.24975	0.27680	0.29856	0.28013	0.30278	0.28037	AVRG		0.28140		6.69962	
	32 cis-1,2-dichloroethene	0.26515	0.28973	0.30527	0.28862	0.30819	0.28745	AVRG		0.29073		5.29876	
	33 2,2-Dichloropropane	0.29642	0.34694	0.39727	0.35895	0.39391	0.35629	AVRG		0.35829		10.25410	
	34 Bromochloromethane	0.11745	0.13383	0.15230	0.14082	0.15259	0.14033	AVRG		0.13955		9.37443	
	35 Chloroform	0.41134	0.46727	0.51217	0.47145	0.50763	0.47240	AVRG		0.47371		7.65097	
	36 Tetrahydrofuran	13678	20507	41127	61911	132619	372599	QUAD	-0.21228	18.85602	-20.29390	0.99861	
	37 1,1,1-Trichloroethane	0.36960	0.41405	0.48109	0.42636	0.46727	0.40339	AVRG		0.42696		9.69527	
	38 1,1-Dichloropropene	0.32110	0.36196	0.40149	0.37380	0.41301	0.36479	AVRG		0.37269		8.73196	
	39 Carbon Tetrachloride	0.33241	0.36406	0.43373	0.40575	0.44276	0.38210	AVRG		0.39347		10.73695	
	40 1,2-Dichloroethane	0.33219	0.37493	0.41979	0.38243	0.42355	0.39839	AVRG		0.38855		8.68737	
	41 Benzene	1.02261	1.07666	1.14460	1.04776	1.15949	1.10469	AVRG		1.09264		4.92649	
	42 Trichloroethene	0.25674	0.28173	0.31293	0.29761	0.32271	0.30944	AVRG		0.29686		8.14547	
	43 1,2-Dichloropropane	0.20298	0.22063	0.25551	0.24041	0.26562	0.25567	AVRG		0.24014		10.00955	

Report Date : 14-Aug-2008 21:13

TestAmerica North Canton

INITIAL CALIBRATION DATA

Start Cal Date : 05-MAY-2008 18:34
End Cal Date : 13-AUG-2008 02:18
Quant Method : ISTD
Target Version : 4.14
Integrator : HP RTE
Method file : \\cansvr11\dd\chem\MSV\a3ux15.i\C80813IC.b\8260LLUX15.m
Last Edit : 13-Aug-2008 12:26 roachc

	Compound	5.0000 Level 1	10.0000 Level 2	25.0000 Level 3	50.0000 Level 4	100.0000 Level 5	200.0000 Level 6	Curve	Coefficients b	m1	m2	%RSD or R^2	
	44 1,4-Dioxane	2741	7121	34188	74645	142892	216723	QUAD	8.11307	239	2902	0.99567	<-
	45 Dibromomethane	0.12588	0.14217	0.15497	0.14611	0.16044	0.14983	AVRG		0.14657		8.19589	
	46 Bromodichloromethane	0.27216	0.31391	0.35923	0.33988	0.37919	0.36728	AVRG		0.33861		11.75457	
	47 2-Chloroethyl vinyl ether	0.10741	0.12161	0.12543	0.12399	0.13800	0.13059	AVRG		0.12451		8.19652	
	48 cis-1,3-Dichloropropene	0.31168	0.35921	0.39497	0.38668	0.44523	0.44144	AVRG		0.38987		12.98426	
	49 4-Methyl-2-pentanone	0.19871	0.20199	0.20009	0.19920	0.21478	0.19193	AVRG		0.20112		3.73571	
	50 Toluene	1.35436	1.47034	1.60130	1.45546	1.64365	1.60398	AVRG		1.52152		7.37783	
	51 trans-1,3-Dichloropropene	0.38278	0.43046	0.47164	0.45433	0.53985	0.53106	AVRG		0.46835		12.81428	
	52 Ethyl Methacrylate	0.30938	0.34221	0.38848	0.37070	0.41836	0.38412	AVRG		0.36888		10.37273	
	53 1,1,2-Trichloroethane	0.25169	0.27373	0.28211	0.26777	0.30370	0.28281	AVRG		0.27697		6.27325	
	54 1,3-Dichloropropane	0.43107	0.46871	0.51178	0.47301	0.53922	0.51474	AVRG		0.48975		8.02424	
	55 Tetrachloroethene	0.28187	0.30206	0.33541	0.30936	0.35994	0.33711	AVRG		0.32096		8.82168	
	56 2-Hexanone	0.17784	0.17823	0.18362	0.17059	0.18507	0.16137	AVRG		0.17612		5.02585	
	57 Dibromochloromethane	0.28472	0.30230	0.33235	0.32398	0.36997	0.35522	AVRG		0.32809		9.70711	
	58 1,2-Dibromoethane	0.24463	0.26374	0.29802	0.27553	0.31599	0.29111	AVRG		0.28150		9.07740	
	59 Chlorobenzene	0.87509	0.95076	1.03754	0.95633	1.08250	1.02548	AVRG		0.98795		7.56473	
	60 1,1,1,2-Tetrachloroethane	0.30982	0.35482	0.39491	0.35840	0.40800	0.38731	AVRG		0.36888		9.65625	
	61 Ethylbenzene	0.48042	0.53293	0.60303	0.54878	0.61593	0.58572	AVRG		0.56114		9.02551	
	62 m + p-Xylene	0.59160	0.66212	0.73039	0.67800	0.76774	0.73535	AVRG		0.69420		9.16275	
M	63 Xylenes (total)	0.59424	0.66632	0.73080	0.67432	0.76194	0.72803	AVRG		0.69261		8.71630	
	64 Xylene-o	0.59951	0.67473	0.73162	0.66694	0.75033	0.71340	AVRG		0.68942		7.91021	
	65 Styrene	0.89059	1.04876	1.14692	1.08615	1.24289	1.18847	AVRG		1.10063		11.28333	

Report Date : 14-Aug-2008 21:13

TestAmerica North Canton

INITIAL CALIBRATION DATA

Start Cal Date : 05-MAY-2008 18:34
End Cal Date : 13-AUG-2008 02:18
Quant Method : ISTD
Target Version : 4.14
Integrator : HP RTE
Method file : \\cansvr11\dd\chem\MSV\a3ux15.i\C80813IC.b\8260LLUX15.m
Last Edit : 13-Aug-2008 12:26 roachc

Compound	5.0000 Level 1	10.0000 Level 2	25.0000 Level 3	50.0000 Level 4	100.0000 Level 5	200.0000 Level 6	Curve	Coefficients b	Coefficients m1	Coefficients m2	%RSD or R^2
66 Bromoform	0.17996	0.19116	0.22497	0.22012	0.26012	0.24315	AVRG		0.21992		13.80027
67 Isopropylbenzene	1.29059	1.43629	1.61726	1.48768	1.65369	1.58635	AVRG		1.51198		8.97305
68 1,1,2,2-Tetrachloroethane	0.62401	0.66918	0.69299	0.66516	0.73365	0.65432	AVRG		0.67322		5.51929
69 1,4-Dichloro-2-butene	2375	8263	23335	51094	135347	305947	QUAD	0.10711	6.00179	-1.23418	0.99759
70 1,2,3-Trichloropropane	0.18202	0.20000	0.21584	0.20004	0.22446	0.20609	AVRG		0.20474		7.16010
71 Bromobenzene	0.67165	0.80281	0.85839	0.79099	0.89048	0.84953	AVRG		0.81064		9.54491
72 n-Propylbenzene	0.76524	0.88985	0.96367	0.89885	1.03302	0.98701	AVRG		0.92294		10.21318
73 2-Chlorotoluene	0.72189	0.79187	0.83925	0.77943	0.86703	0.81855	AVRG		0.80300		6.32870
74 1,3,5-Trimethylbenzene	2.30470	2.63758	2.78944	2.62323	3.00050	2.87248	AVRG		2.70465		8.96504
75 4-Chlorotoluene	0.63593	0.77501	0.81051	0.75397	0.86452	0.83498	AVRG		0.77915		10.35570
76 tert-Butylbenzene	1.96602	2.25913	2.51762	2.37283	2.69986	2.62763	AVRG		2.40718		11.21137
77 1,2,4-Trimethylbenzene	2.29369	2.61168	2.83200	2.65620	3.00016	2.89456	AVRG		2.71471		9.30267
78 sec-Butylbenzene	2.89722	3.24052	3.51679	3.33705	3.80103	3.64614	AVRG		3.40646		9.43948
79 4-Isopropyltoluene	2.45765	2.71133	2.96457	2.77773	3.15867	3.04366	AVRG		2.85227		8.92850
80 1,3-Dichlorobenzene	1.37339	1.50849	1.58683	1.46488	1.66492	1.59127	AVRG		1.53163		6.81029
81 1,4-Dichlorobenzene	1.37020	1.51539	1.61188	1.49596	1.70427	1.59370	AVRG		1.54857		7.41768
82 n-Butylbenzene	2.07342	2.33274	2.55290	2.36757	2.72723	2.60565	AVRG		2.44325		9.57700
83 1,2-Dichlorobenzene	1.29394	1.43544	1.49702	1.40700	1.56469	1.45148	AVRG		1.44160		6.30878
84 1,2-Dibromo-3-chloropropane	0.10052	0.13098	0.13995	0.12765	0.15389	0.13201	AVRG		0.13083		13.43646
85 1,2,4-Trichlorobenzene	0.92259	1.05639	1.07709	1.01068	1.16674	1.09875	AVRG		1.05537		7.85780
86 Hexachlorobutadiene	0.46358	0.47192	0.50571	0.46526	0.51169	0.48457	AVRG		0.48379		4.28818
87 Naphthalene	2.09882	2.38925	2.45256	2.29680	2.69098	2.34824	AVRG		2.37944		8.17201

Report Date : 14-Aug-2008 21:13

TestAmerica North Canton

INITIAL CALIBRATION DATA

Start Cal Date : 05-MAY-2008 18:34
End Cal Date : 13-AUG-2008 02:18
Quant Method : ISTD
Target Version : 4.14
Integrator : HP RTE
Method file : \\cansvr11\dd\chem\MSV\a3ux15.i\C80813IC.b\8260LLUX15.m
Last Edit : 13-Aug-2008 12:26 roachc

	Compound	5.0000 Level 1	10.0000 Level 2	25.0000 Level 3	50.0000 Level 4	100.0000 Level 5	200.0000 Level 6	Curve	Coefficients b	Coefficients m1	Coefficients m2	%RSD or R^2	
88	1,2,3-Trichlorobenzene	0.90586	1.02699	1.03546	0.96877	1.10954	0.99750	AVRG		1.00735		6.80644	
89	Ethyl Ether	0.18164	0.18021	0.18879	0.20965	0.21994	0.22192	AVRG		0.20036		9.53489	
90	Ethanol	+++++	+++++	+++++	+++++	+++++	+++++	AVRG		0.000e+000		0.000e+000	<-NA
91	3-Chloropropene	0.10698	0.11484	0.11865	0.13205	0.14196	0.14191	AVRG		0.12607		11.68344	
92	Isopropyl Ether	0.20960	0.20878	0.22596	0.24365	0.25698	0.26300	AVRG		0.23466		10.00451	
93	2-Chloro-1,3-butadiene	0.30960	0.30247	0.33488	0.37632	0.38466	0.39192	AVRG		0.34997		11.26430	
94	Propionitrile	2799	5839	17488	42901	83291	173896	WLINR	0.08895	0.02785		0.99830	NA
95	Ethyl Acetate	0.19107	0.16748	0.17481	0.18502	0.19323	0.20486	AVRG		0.18608		7.22059	
96	Methacrylonitrile	0.12329	0.11246	0.14374	0.15227	0.15123	0.14902	AVRG		0.13867		12.06289	
97	Isobutanol	0.00768	0.00706	0.00597	0.00713	0.00652	0.00680	AVRG		0.00686		8.47917	<-NA
98	Cyclohexane	0.41689	0.46629	0.49228	0.50065	0.54545	0.46253	AVRG		0.48068		8.98806	
99	n-Butanol	4578	8975	26407	65474	134462	279374	WLINR	0.95909	0.00602		0.99781	<- NA
100	Methyl Methacrylate	0.16339	0.16353	0.18312	0.18221	0.19012	0.20177	AVRG		0.18069		8.33809	
101	2-Nitropropane	6666	15327	42976	95642	197670	435842	WLINR	0.09353	0.06794		0.99748	
102	Chloropicrin	+++++	+++++	+++++	+++++	+++++	+++++	AVRG		0.000e+000		0.000e+000	<- NA
103	Cyclohexanone	0.06446	0.04867	0.05193	0.06691	0.06880	0.06471	AVRG		0.06091		13.84879	
104	Pentachloroethane	+++++	+++++	+++++	+++++	+++++	+++++	AVRG		0.000e+000		0.000e+000	<-NA
105	Benzyl Chloride	+++++	+++++	+++++	+++++	+++++	+++++	AVRG		0.000e+000		0.000e+000	<- NA
134	Thiophene	+++++	+++++	+++++	+++++	+++++	+++++	AVRG		0.000e+000		0.000e+000	<-NA
135	Crotononitrile(1st Isomer)	+++++	+++++	+++++	+++++	+++++	+++++	AVRG		0.000e+000		0.000e+000	<-
136	Crotononitrile(2nd Isomer)	+++++	+++++	+++++	+++++	+++++	+++++	AVRG		0.000e+000		0.000e+000	<-
M 137	Total Crotononitrile	+++++	+++++	+++++	+++++	+++++	+++++	AVRG		0.000e+000		0.000e+000	<-

North Canton

Report Date : 14-Aug-2008 21:13

TestAmerica North Canton

INITIAL CALIBRATION DATA

Start Cal Date : 05-MAY-2008 18:34
End Cal Date : 13-AUG-2008 02:18
Quant Method : ISTD
Target Version : 4.14
Integrator : HP RTE
Method file : \\cansvr11\dd\chem\MSV\a3ux15.i\C80813IC.b\8260LLUX15.m
Last Edit : 13-Aug-2008 12:26 roachc

Compound	5.0000 Level 1	10.0000 Level 2	25.0000 Level 3	50.0000 Level 4	100.0000 Level 5	200.0000 Level 6	Curve	Coefficients b	m1	m2	%RSD or R^2	
138 Paraldehyde	+++++	+++++	+++++	+++++	+++++	+++++	AVRG		0.000e+000		0.000e+000	<- NA
139 3,3,5-Trimethylcyclohexanone	+++++	+++++	+++++	+++++	+++++	+++++	AVRG		0.000e+000		0.000e+000	<- NA
140 1-Chlorohexane	+++++	+++++	+++++	+++++	+++++	+++++	AVRG		0.000e+000		0.000e+000	<- NA
141 1,3,5-Trichlorobenzene	0.91227	1.04806	1.09771	0.99791	1.15146	1.08744	AVRG		1.04914		8.04912	
143 Methyl Acetate	0.14896	0.13636	0.16144	0.15697	0.16596	0.14216	AVRG		0.15197		7.55613	
144 Methylcyclohexane	0.41394	0.48335	0.49152	0.52244	0.56852	0.47534	AVRG		0.49252		10.44284	
145 Dimethoxymethane	+++++	+++++	+++++	+++++	+++++	+++++	AVRG		0.000e+000		0.000e+000	<- NA
146 2-Methylnaphthalene	1.09333	1.28125	1.36612	1.43036	1.58253	1.41475	AVRG		1.36139		12.06132	
147 Tetrahydrothiophene	+++++	+++++	+++++	+++++	+++++	+++++	AVRG		0.000e+000		0.000e+000	<- NA
148 1,4-Dichlorobutane	+++++	+++++	+++++	+++++	+++++	+++++	AVRG		0.000e+000		0.000e+000	<- NA
151 Ethyl Acrylate	+++++	+++++	+++++	+++++	+++++	+++++	AVRG		0.000e+000		0.000e+000	<- NA
152 Vinyl Acetate-86	0.03603	0.04133	0.04836	0.04740	0.05314	0.05308	AVRG		0.04656		14.50335	NA
153 1,3-Butadiene	+++++	+++++	+++++	+++++	+++++	+++++	AVRG		0.000e+000		0.000e+000	<- NA
154 n-Heptane	+++++	+++++	+++++	+++++	+++++	+++++	AVRG		0.000e+000		0.000e+000	<- NA
155 tert-Butyl Ethyl Ether	0.62264	0.66697	0.72505	0.77581	0.81144	0.81680	AVRG		0.73645		10.78411	
156 tert-Amyl Methyl Ether	0.53977	0.59477	0.63264	0.68388	0.71841	0.74498	AVRG		0.65241		11.93490	
157 1,2,3-Trimethylbezene	0.84969	0.81559	0.85842	0.98349	1.02350	1.07485	AVRG		0.93426		11.44245	
$ 4 Dibromofluoromethane	0.17838	0.23401	0.24196	0.22701	0.24238	0.23019	AVRG		0.22565		10.62143	
$ 5 1,2-Dichloroethane-d4	0.27000	0.31088	0.30781	0.30949	0.30763	0.31489	AVRG		0.30345		5.47033	
$ 6 Toluene-d8	1.03610	1.15924	1.24017	1.15583	1.28739	1.24788	AVRG		1.18777		7.63525	
$ 7 Bromofluorobenzene	0.36457	0.43882	0.46731	0.43287	0.47193	0.45432	AVRG		0.43830		8.95034	

Report Date : 14-Aug-2008 21:13

TestAmerica North Canton

INITIAL CALIBRATION DATA

Start Cal Date : 05-MAY-2008 18:34
End Cal Date : 13-AUG-2008 02:18
Quant Method : ISTD
Target Version : 4.14
Integrator : HP RTE
Method file : \\cansvr11\dd\chem\MSV\a3ux15.i\C80813IC.b\8260LLUX15.m
Last Edit : 13-Aug-2008 12:26 roachc

Curve	Formula	Units
Averaged	Amt = Rsp/m1	Response
Wt Linear	Amt = b + Rsp/m1	Response
Quad	Amt = b + m1*Rsp + m2*Rsp^2	Response

5A

VOLATILE ORGANIC GC/MS TUNING AND MASS CALIBRATION - BROMOFLUOROBENZENE (BFB)

Lab Name: NORTH CANTON Contract:

Lab Code: TALCAN Case No.: SAS No.: SDG No.: 8H22130

Lab File ID: BFB989 BFB Injection Date: 08/12/08

Instrument ID: A3UX15 BFB Injection Time: 2336

Matrix: (soil/water) WATER Level: (low/med) LOW Column: (pack/cap) CAP

m/e	ION ABUNDANCE CRITERIA	% RELATIVE ABUNDANCE
50	15.0 - 40.0% of mass 95	19.4
75	30.0 - 60.0% of mass 95	51.4
95	Base Peak, 100% relative abundance	100.0
96	5.0 - 9.0% of mass 95	6.3
173	Less than 2.0% of mass 174	0.2 (0.2)1
174	50.0 - 100.0% of mass 95	89.7
175	5.0 - 9.0% of mass 174	6.1 (6.8)1
176	Greater than 95.0%, but less than 101.0% of mass 174	88.4 (98.6)1
177	5.0 - 9.0% of mass 176	5.8 (6.6)2

1-Value is % of mass 174 2-Value is % of mass 176

THIS TUNE APPLIES TO THE FOLLOWING SAMPLES, MS, MSD, BLANKS, AND STANDARDS:

	EPA SAMPLE NO.	LAB SAMPLE ID	LAB FILE ID	DATE ANALYZED	TIME ANALYZED
01	VSDT040	200NGA9CAL	UXC27532	08/13/08	0022
02	VSTD020	100NGA9CAL	UXC27533	08/13/08	0045
03	VSTD010	50NGA9CAL	UXC27534	08/13/08	0108
04	VSTD005	25NGA9CAL	UXC27535	08/13/08	0132
05	VSTD002	10NGA9CAL	UXC27536	08/13/08	0155
06	VSTD001	5NGA9CAL	UXC27537	08/13/08	0218
07					
08					
09					
10					
11					
12					
13					
14					
15					
16					
17					
18					
19					
20					
21					
22					

5A

VOLATILE ORGANIC GC/MS TUNING AND MASS CALIBRATION - BROMOFLUOROBENZENE (BFB)

Lab Name: NORTH CANTON Contract:

Lab Code: TALCAN Case No.: SAS No.: SDG No.: 8H22130

Lab File ID: BFB007 BFB Injection Date: 08/28/08

Instrument ID: A3UX15 BFB Injection Time: 0829

Matrix: (soil/water) WATER Level: (low/med) LOW Column: (pack/cap) CAP

m/e	ION ABUNDANCE CRITERIA	% RELATIVE ABUNDANCE
50	15.0 - 40.0% of mass 95	25.1
75	30.0 - 60.0% of mass 95	59.7
95	Base Peak, 100% relative abundance	100.0
96	5.0 - 9.0% of mass 95	7.0
173	Less than 2.0% of mass 174	0.6 (0.7)1
174	50.0 - 100.0% of mass 95	79.0
175	5.0 - 9.0% of mass 174	5.4 (6.8)1
176	Greater than 95.0%, but less than 101.0% of mass 174	76.2 (96.5)1
177	5.0 - 9.0% of mass 176	4.8 (6.3)2

1-Value is % of mass 174 2-Value is % of mass 176

THIS TUNE APPLIES TO THE FOLLOWING SAMPLES, MS, MSD, BLANKS, AND STANDARDS:

	EPA SAMPLE NO.	LAB SAMPLE ID	LAB FILE ID	DATE ANALYZED	TIME ANALYZED
01	VSTD010	50NGA9-CC	UXC27980	08/28/08	0922
02	VSTD010	50NG-CC	UXC27981	08/28/08	0945
03	KV116-CHK	KV1161AC	UXC27982	08/28/08	1008
04	KV116-CKDUP	KV1161AD	UXC27983	08/28/08	1031
05	KV116-BLK	KV1161AA	UXC27984	08/28/08	1054
06	TB-082108	KVLFP1AA	UXC28000	08/28/08	1701
07	DMW-6S-08210	KVLF01DV	UXC28001	08/28/08	1724
08	DMW-16I-0821	KVLF91DV	UXC28002	08/28/08	1747
09	~~DMW-5I-08210~~	KVLGG1DV	UXC28003	08/28/08	1810
10	DMW-2S-08210	KVLHC1DV	UXC28005	08/28/08	1855
11	DMW-2S-08210	KVLHC1D0	UXC28006	08/28/08	1918
12	DMW-2S-08210	KVLHC1D1	UXC28007	08/28/08	1941
13					
14					
15					
16					
17					
18					
19					
20					
21					
22					

yc 10/20/08

DMW-5D-082108

FORM V VOA 1/87 Rev.

Report Date: 12-Aug-2008 12:18

Calibration History

Method : \\cansvr11\dd\chem\MSV\a3ux15.i\C80812IC.b\8260LLUX15.m
Start Cal Date: 05-MAY-2008 18:34
End Cal Date : 12-AUG-2008 12:45
Last Cal Level: 1
Last Cal Type : Initial Calibration

Initial Calibration

Injection Date	Sublist	Calibration File
Cal Level: 1 , Cal Amount: 5.00000		
12-AUG-2008 12:45	2-8260+86	\\cansvr11\dd\chem\MSV\a3ux15.i\C80812IC.b\UXC27505.D
30-JUL-2008 23:56	3-IX	\\cansvr11\dd\chem\MSV\a3ux15.i\C80730B.b\UXC27354.D
Cal Level: 2 , Cal Amount: 10.00000		
12-AUG-2008 12:21	2-8260+86	\\cansvr11\dd\chem\MSV\a3ux15.i\C80812IC.b\UXC27504.D
30-JUL-2008 23:33	3-IX	\\cansvr11\dd\chem\MSV\a3ux15.i\C80730B.b\UXC27353.D
Cal Level: 3 , Cal Amount: 25.00000		
12-AUG-2008 11:58	2-8260+86	\\cansvr11\dd\chem\MSV\a3ux15.i\C80812IC.b\UXC27503.D
30-JUL-2008 23:10	3-IX	\\cansvr11\dd\chem\MSV\a3ux15.i\C80730B.b\UXC27352.D
Cal Level: 4 , Cal Amount: 50.00000		
12-AUG-2008 11:35	2-8260+86	\\cansvr11\dd\chem\MSV\a3ux15.i\C80812IC.b\UXC27502.D
30-JUL-2008 22:47	3-IX	\\cansvr11\dd\chem\MSV\a3ux15.i\C80730B.b\UXC27351.D
Cal Level: 5 , Cal Amount: 100.00000		
12-AUG-2008 11:12	2-8260+86	\\cansvr11\dd\chem\MSV\a3ux15.i\C80812IC.b\UXC27501.D
30-JUL-2008 22:23	3-IX	\\cansvr11\dd\chem\MSV\a3ux15.i\C80730B.b\UXC27350.D
Cal Level: 6 , Cal Amount: 200.00000		
12-AUG-2008 10:49	2-8260+86	\\cansvr11\dd\chem\MSV\a3ux15.i\C80812IC.b\UXC27500.D
30-JUL-2008 22:00	3-IX	

\\cansvr11\dd\chem\MSV\a3ux15.i\C80730B.b\UXC27349.D		

Continuing Calibration
Ccal Level Mode: GLOBAL LEVEL 4

12-AUG-2008 11:35	2-8260+86	
\\cansvr11\dd\chem\MSV\a3ux15.i\C80812IC.b\UXC27502.D		

Report Date: 29-Aug-2008 11:06

Calibration History

Method : \\cansvr11\dd\chem\MSV\a3ux15.i\C80828A.b\8260LLUX15.m
Start Cal Date: 05-MAY-2008 18:34
End Cal Date : 13-AUG-2008 02:18
Last Cal Level: 1
Last Cal Type : Continuing Calibration

Initial Calibration

Injection Date	Sublist	Calibration File
Cal Level: 1 , Cal Amount: 5.00000		
12-AUG-2008 12:45	2-8260+86	\\cansvr11\dd\chem\MSV\a3ux15.i\C80812IC.b\UXC27505.D
13-AUG-2008 02:18	3-IX	\\cansvr11\dd\chem\MSV\a3ux15.i\C80812B.b\UXC27537.D
Cal Level: 2 , Cal Amount: 10.00000		
12-AUG-2008 12:21	2-8260+86	\\cansvr11\dd\chem\MSV\a3ux15.i\C80812IC.b\UXC27504.D
13-AUG-2008 01:55	3-IX	\\cansvr11\dd\chem\MSV\a3ux15.i\C80812B.b\UXC27536.D
Cal Level: 3 , Cal Amount: 25.00000		
12-AUG-2008 11:58	2-8260+86	\\cansvr11\dd\chem\MSV\a3ux15.i\C80812IC.b\UXC27503.D
13-AUG-2008 01:32	3-IX	\\cansvr11\dd\chem\MSV\a3ux15.i\C80812B.b\UXC27535.D
Cal Level: 4 , Cal Amount: 50.00000		
12-AUG-2008 11:35	2-8260+86	\\cansvr11\dd\chem\MSV\a3ux15.i\C80812IC.b\UXC27502.D
13-AUG-2008 01:08	3-IX	\\cansvr11\dd\chem\MSV\a3ux15.i\C80812B.b\UXC27534.D
Cal Level: 5 , Cal Amount: 100.00000		
12-AUG-2008 11:12	2-8260+86	\\cansvr11\dd\chem\MSV\a3ux15.i\C80812IC.b\UXC27501.D
13-AUG-2008 00:45	3-IX	\\cansvr11\dd\chem\MSV\a3ux15.i\C80812B.b\UXC27533.D
Cal Level: 6 , Cal Amount: 200.00000		
12-AUG-2008 10:49	2-8260+86	\\cansvr11\dd\chem\MSV\a3ux15.i\C80812IC.b\UXC27500.D
13-AUG-2008 00:22	3-IX	

\\cansvr11\dd\chem\MSV\a3ux15.i\C80812B.b\UXC27532.D		

Continuing Calibration
Ccal Level Mode: GLOBAL LEVEL 4

28-AUG-2008 09:45	2-8260	
\\cansvr11\dd\chem\MSV\a3ux15.i\C80828A.b\UXC27981.D		
28-AUG-2008 09:22	3-IX	
\\cansvr11\dd\chem\MSV\a3ux15.i\C80828A.b\UXC27980.D		

Data File: \\cansvr11\dd\chem\MSV\a3ux15.i\C80828A.b\UXC27981.D
Report Date: 28-Aug-2008 09:59

TestAmerica North Canton

CONTINUING CALIBRATION COMPOUNDS

Instrument ID: a3ux15.i Injection Date: 28-AUG-2008 09:45
Lab File ID: UXC27981.D Init. Cal. Date(s): 05-MAY-2008 13-AUG-2008
Analysis Type: WATER Init. Cal. Times: 18:34 02:18
Lab Sample ID: 50NG-CC Quant Type: ISTD
Method: \\cansvr11\dd\chem\MSV\a3ux15.i\C80828A.b\8260LLUX15.m

COMPOUND	RRF / AMOUNT	RF50	CCAL RRF50	MIN RRF	%D / %DRIFT	MAX %D / %DRIFT	CURVE TYPE	
$ 4 Dibromofluoromethane	0.22565	0.22116	0.22116	0.010	1.99173	50.00000	Averaged	
$ 5 1,2-Dichloroethane-d4	0.30345	0.31978	0.31978	0.010	-5.38182	50.00000	Averaged	
$ 6 Toluene-d8	1.18777	1.25884	1.25884	0.010	-5.98378	50.00000	Averaged	
$ 7 Bromofluorobenzene	0.43830	0.43256	0.43256	0.010	1.31075	50.00000	Averaged	
8 Dichlorodifluoromethane	50.00000	49.12342	0.24746	0.010	1.75316	0.000e+000	Wt Linear	
9 Chloromethane	0.26583	0.31120	0.31120	0.100	-17.06787	50.00000	Averaged	
10 Vinyl Chloride	0.28557	0.33811	0.33811	0.010	-18.39532	20.00000	Averaged	
11 Bromomethane	0.18992	0.19336	0.19336	0.010	-1.80645	50.00000	Averaged	
12 Chloroethane	0.18391	0.21990	0.21990	0.010	-19.56715	50.00000	Averaged	
13 Trichlorofluoromethane	50.00000	57.74375	0.41102	0.010	-15.48751	0.000e+000	Wt Linear	
15 Acrolein	500	548	0.01076	0.010	-9.63828	0.000e+000	Wt Linear	NA
16 Acetone	0.05790	0.07575	0.07575	0.010	-30.81856	50.00000	Averaged	
17 1,1-Dichloroethene	0.23629	0.20871	0.20871	0.010	11.67489	20.00000	Averaged	
18 Freon-113	0.18903	0.15228	0.15228	0.010	19.44504	50.00000	Averaged	
19 Iodomethane	0.39317	0.31988	0.31988	0.010	18.63942	50.00000	Averaged	
20 Carbon Disulfide	0.74844	0.55199	0.55199	0.010	26.24775	50.00000	Averaged	
21 Methylene Chloride	50.00000	46.35833	0.26812	0.010	7.28335	0.000e+000	Wt Linear	
22 Acetonitrile	0.01636	0.01986	0.01986	0.010	-21.38482	50.00000	Averaged	NA
23 Acrylonitrile	0.07460	0.08553	0.08553	0.010	-14.65745	50.00000	Averaged	
24 Methyl tert-butyl ether	0.72143	0.62687	0.62687	0.010	13.10704	50.00000	Averaged	
25 trans-1,2-Dichloroethene	0.27206	0.24052	0.24052	0.010	11.59270	50.00000	Averaged	
26 Hexane	50.00000	41.64945	0.05196	0.010	16.70109	0.000e+000	Wt Linear	
27 Vinyl acetate	0.45196	0.37071	0.37071	0.010	17.97666	50.00000	Averaged	
28 1,1-Dichloroethane	0.47116	0.46379	0.46379	0.100	1.56431	50.00000	Averaged	
29 tert-Butyl Alcohol	0.01083	0.01130	0.01130	0.010	-4.35750	50.00000	Averaged	
30 2-Butanone	0.09068	0.09214	0.09214	0.010	-1.60470	50.00000	Averaged	
M 31 1,2-Dichloroethene (total)	0.28140	0.25670	0.25670	0.010	8.77605	50.00000	Averaged	
32 cis-1,2-dichloroethene	0.29073	0.27288	0.27288	0.010	6.13994	50.00000	Averaged	
33 2,2-Dichloropropane	0.35829	0.25845	0.25845	0.010	27.86786	50.00000	Averaged	
34 Bromochloromethane	0.13955	0.12364	0.12364	0.010	11.40087	50.00000	Averaged	
35 Chloroform	0.47371	0.48791	0.48791	0.010	-2.99790	20.00000	Averaged	
36 Tetrahydrofuran	50.00000	41.19025	0.05865	0.010	17.61949	0.000e+000	Quadratic	
37 1,1,1-Trichloroethane	0.42696	0.38027	0.38027	0.010	10.93472	50.00000	Averaged	
38 1,1-Dichloropropene	0.37269	0.36536	0.36536	0.010	1.96634	50.00000	Averaged	
39 Carbon Tetrachloride	0.39347	0.32198	0.32198	0.010	18.16796	50.00000	Averaged	
40 1,2-Dichloroethane	0.38855	0.41962	0.41962	0.010	-7.99781	50.00000	Averaged	
41 Benzene	1.09264	1.05141	1.05141	0.010	3.77318	50.00000	Averaged	
42 Trichloroethene	0.29686	0.24729	0.24729	0.010	16.69661	50.00000	Averaged	
43 1,2-Dichloropropane	0.24014	0.25999	0.25999	0.010	-8.26826	20.00000	Averaged	
44 1,4-Dioxane	2500	2010	0.00144	0.010	19.61920	0.000e+000	Quadratic	<- NA
45 Dibromomethane	0.14657	0.15077	0.15077	0.010	-2.86647	50.00000	Averaged	
46 Bromodichloromethane	0.33861	0.32811	0.32811	0.010	3.10144	50.00000	Averaged	
47 2-Chloroethyl vinyl ether	0.12451	0.12802	0.12802	0.010	-2.81936	50.00000	Averaged	

Data File: \\cansvr11\dd\chem\MSV\a3ux15.i\C80828A.b\UXC27981.D
Report Date: 28-Aug-2008 09:59

TestAmerica North Canton

CONTINUING CALIBRATION COMPOUNDS

Instrument ID: a3ux15.i Injection Date: 28-AUG-2008 09:45
Lab File ID: UXC27981.D Init. Cal. Date(s): 05-MAY-2008 13-AUG-2008
Analysis Type: WATER Init. Cal. Times: 18:34 02:18
Lab Sample ID: 50NG-CC Quant Type: ISTD
Method: \\cansvr11\dd\chem\MSV\a3ux15.i\C80828A.b\8260LLUX15.m

COMPOUND	RRF / AMOUNT	RF50	CCAL RRF50	MIN RRF	%D / %DRIFT	MAX %D / %DRIFT	CURVE TYPE
48 cis-1,3-Dichloropropene	0.38987	0.32798	0.32798	0.010	15.87394	50.00000	Averaged
49 4-Methyl-2-pentanone	0.20112	0.22470	0.22470	0.010	-11.72732	50.00000	Averaged
50 Toluene	1.52152	1.61336	1.61336	0.010	-6.03620	20.00000	Averaged
51 trans-1,3-Dichloropropene	0.46835	0.41668	0.41668	0.010	11.03266	50.00000	Averaged
52 Ethyl Methacrylate	0.36888	0.37082	0.37082	0.010	-0.52711	50.00000	Averaged
53 1,1,2-Trichloroethane	0.27697	0.29277	0.29277	0.010	-5.70697	50.00000	Averaged
54 1,3-Dichloropropane	0.48975	0.54274	0.54274	0.010	-10.81809	50.00000	Averaged
55 Tetrachloroethene	0.32096	0.28160	0.28160	0.010	12.26352	50.00000	Averaged
56 2-Hexanone	0.17612	0.20083	0.20083	0.010	-14.02936	50.00000	Averaged
57 Dibromochloromethane	0.32809	0.27150	0.27150	0.010	17.24853	50.00000	Averaged
58 1,2-Dibromoethane	0.28150	0.28853	0.28853	0.010	-2.49578	50.00000	Averaged
59 Chlorobenzene	0.98795	0.96878	0.96878	0.300	1.94039	50.00000	Averaged
60 1,1,1,2-Tetrachloroethane	0.36888	0.33129	0.33129	0.010	10.19042	50.00000	Averaged
61 Ethylbenzene	0.56114	0.55284	0.55284	0.010	1.47833	20.00000	Averaged
62 m + p-Xylene	0.69420	0.69352	0.69352	0.010	0.09742	50.00000	Averaged
M 63 Xylenes (total)	0.69261	0.69287	0.69287	0.010	-0.03779	50.00000	Averaged
64 Xylene-o	0.68942	0.69156	0.69156	0.010	-0.31003	50.00000	Averaged
65 Styrene	1.10063	1.10246	1.10246	0.010	-0.16580	50.00000	Averaged
66 Bromoform	0.21992	0.13939	0.13939	0.100	36.61683	50.00000	Averaged
67 Isopropylbenzene	1.51198	1.48829	1.48829	0.010	1.56698	50.00000	Averaged
68 1,1,2,2-Tetrachloroethane	0.67322	0.82720	0.82720	0.300	-22.87248	50.00000	Averaged
69 1,4-Dichloro-2-butene	50.00000	24.25032	0.06380	0.010	51.49937	0.000e+000	Quadratic NA
70 1,2,3-Trichloropropane	0.20474	0.23973	0.23973	0.010	-17.08800	50.00000	Averaged
71 Bromobenzene	0.81064	0.77249	0.77249	0.010	4.70700	50.00000	Averaged
72 n-Propylbenzene	0.92294	0.93091	0.93091	0.010	-0.86401	50.00000	Averaged
73 2-Chlorotoluene	0.80300	0.78791	0.78791	0.010	1.87989	50.00000	Averaged
74 1,3,5-Trimethylbenzene	2.70465	2.77886	2.77886	0.010	-2.74366	50.00000	Averaged
75 4-Chlorotoluene	0.77915	0.80239	0.80239	0.010	-2.98239	50.00000	Averaged
76 tert-Butylbenzene	2.40718	2.46510	2.46510	0.010	-2.40583	50.00000	Averaged
77 1,2,4-Trimethylbenzene	2.71471	2.82517	2.82517	0.010	-4.06895	50.00000	Averaged
78 sec-Butylbenzene	3.40646	3.55270	3.55270	0.010	-4.29291	50.00000	Averaged
79 4-Isopropyltoluene	2.85227	2.94859	2.94859	0.010	-3.37690	50.00000	Averaged
80 1,3-Dichlorobenzene	1.53163	1.49363	1.49363	0.010	2.48095	50.00000	Averaged
81 1,4-Dichlorobenzene	1.54857	1.48712	1.48712	0.010	3.96792	50.00000	Averaged
82 n-Butylbenzene	2.44325	2.64837	2.64837	0.010	-8.39516	50.00000	Averaged
83 1,2-Dichlorobenzene	1.44160	1.43309	1.43309	0.010	0.59008	50.00000	Averaged
84 1,2-Dibromo-3-chloropropane	0.13083	0.10094	0.10094	0.010	22.84562	50.00000	Averaged
85 1,2,4-Trichlorobenzene	1.05537	0.79717	0.79717	0.010	24.46558	50.00000	Averaged
86 Hexachlorobutadiene	0.48379	0.35357	0.35357	0.010	26.91718	50.00000	Averaged
87 Naphthalene	2.37944	1.87799	1.87799	0.010	21.07443	50.00000	Averaged
88 1,2,3-Trichlorobenzene	1.00735	0.70674	0.70674	0.010	29.84224	50.00000	Averaged
98 Cyclohexane	0.48068	0.46526	0.46526	0.010	3.20886	50.00000	Averaged
143 Methyl Acetate	0.15197	0.17825	0.17825	0.010	-17.29127	50.00000	Averaged

Data File: \\cansvr11\dd\chem\MSV\a3ux15.i\C80828A.b\UXC27981.D
Report Date: 28-Aug-2008 09:59

TestAmerica North Canton

CONTINUING CALIBRATION COMPOUNDS

Instrument ID: a3ux15.i Injection Date: 28-AUG-2008 09:45
Lab File ID: UXC27981.D Init. Cal. Date(s): 05-MAY-2008 13-AUG-2008
Analysis Type: WATER Init. Cal. Times: 18:34 02:18
Lab Sample ID: 50NG-CC Quant Type: ISTD
Method: \\cansvr11\dd\chem\MSV\a3ux15.i\C80828A.b\8260LLUX15.m

COMPOUND	RRF / AMOUNT	RF50	CCAL RRF50	MIN RRF	%D / %DRIFT	MAX %D / %DRIFT	CURVE TYPE
144 Methylcyclohexane	0.49252	0.46663	0.46663	0.010	5.25605	50.00000	Averaged
141 1,3,5-Trichlorobenzene	1.04914	0.87283	0.87283	0.010	16.80567	50.00000	Averaged

Data File: \\cansvr11\dd\chem\MSV\a3ux15.i\C80828A.b\UXC27980.D
Report Date: 28-Aug-2008 09:36

TestAmerica North Canton

CONTINUING CALIBRATION COMPOUNDS

Instrument ID: a3ux15.i Injection Date: 28-AUG-2008 09:22
Lab File ID: UXC27980.D Init. Cal. Date(s): 05-MAY-2008 13-AUG-2008
Analysis Type: WATER Init. Cal. Times: 18:34 02:18
Lab Sample ID: 50NGA9-CC Quant Type: ISTD
Method: \\cansvr11\dd\chem\MSV\a3ux15.i\C80828A.b\8260LLUX15.m

COMPOUND	RRF / AMOUNT	RF50	CCAL RRF50	MIN RRF	%D / %DRIFT	MAX %D / %DRIFT	CURVE TYPE	
14 Dichlorofluoromethane	0.50944	0.52513	0.52513	0.010	-3.07928	50.00000	Averaged	
89 Ethyl Ether	0.20036	0.22285	0.22285	0.010	-11.22719	50.00000	Averaged	
91 3-Chloropropene	0.12607	0.13452	0.13452	0.010	-6.70388	50.00000	Averaged	
92 Isopropyl Ether	0.23466	0.23854	0.23854	0.010	-1.65400	50.00000	Averaged	
93 2-Chloro-1,3-butadiene	0.34997	0.39888	0.39888	0.010	-13.97532	50.00000	Averaged	
94 Propionitrile	100	120	0.03223	0.010	-20.17480	0.000e+000	Wt Linear	NA
95 Ethyl Acetate	0.18608	0.23040	0.23040	0.010	-23.81739	50.00000	Averaged	
96 Methacrylonitrile	0.13867	0.16193	0.16193	0.010	-16.77187	50.00000	Averaged	
97 Isobutanol	0.00686	0.00963	0.00963	0.010	-40.26949	50.00000	Averaged	<-NA
99 n-Butanol	1000	1034	0.00594	0.010	-3.41602	0.000e+000	Wt Linear	<-NA
100 Methyl Methacrylate	0.18069	0.21938	0.21938	0.010	-21.41436	50.00000	Averaged	
101 2-Nitropropane	100	74.93389	0.04774	0.010	25.06611	0.000e+000	Wt Linear	NA
103 Cyclohexanone	0.06091	0.01567	0.01567	0.010	74.27889	50.00000	Averaged	<-NA
146 2-Methylnaphthalene	1.36139	0.72181	0.72181	0.010	46.98002	50.00000	Averaged	NA
155 tert-Butyl Ethyl Ether	0.73645	0.69499	0.69499	0.010	5.63046	50.00000	Averaged	
156 tert-Amyl Methyl Ether	0.65241	0.57714	0.57714	0.010	11.53685	50.00000	Averaged	
157 1,2,3-Trimethylbezene	0.93426	0.98657	0.98657	0.010	-5.59964	50.00000	Averaged	

5A

VOLATILE ORGANIC GC/MS TUNING AND MASS CALIBRATION - BROMOFLUOROBENZENE (BFB)

Lab Name: NORTH CANTON Contract:

Lab Code: TALCAN Case No.: SAS No.: SDG No.: 8H22130

Lab File ID: BFB009 BFB Injection Date: 09/02/08

Instrument ID: A3UX15 BFB Injection Time: 1202

Matrix: (soil/water) WATER Level: (low/med) LOW Column: (pack/cap) CAP

m/e	ION ABUNDANCE CRITERIA	% RELATIVE ABUNDANCE
50	15.0 - 40.0% of mass 95	19.9
75	30.0 - 60.0% of mass 95	51.0
95	Base Peak, 100% relative abundance	100.0
96	5.0 - 9.0% of mass 95	7.0
173	Less than 2.0% of mass 174	0.4 (0.6)1
174	50.0 - 100.0% of mass 95	73.2
175	5.0 - 9.0% of mass 174	5.3 (7.2)1
176	Greater than 95.0%, but less than 101.0% of mass 174	72.2 (98.6)1
177	5.0 - 9.0% of mass 176	4.5 (6.3)2

1-Value is % of mass 174 2-Value is % of mass 176

THIS TUNE APPLIES TO THE FOLLOWING SAMPLES, MS, MSD, BLANKS, AND STANDARDS:

	EPA SAMPLE NO.	LAB SAMPLE ID	LAB FILE ID	DATE ANALYZED	TIME ANALYZED
01	VSTD040	200NG8260CAL	UXC28032	09/02/08	1223
02	VSTD020	100NG8260CAL	UXC28033	09/02/08	1246
03	VSTD010	50NG8260CAL	UXC28034	09/02/08	1309
04	VSTD005	25NG8260CAL	UXC28035	09/02/08	1332
05	VSTD002	10NG8260CAL	UXC28036	09/02/08	1355
06	VSTD001	5NG8260CAL	UXC28037	09/02/08	1418
07	VSTD010	50NGA9-CC	UXC28039	09/02/08	1504
08	KV6PX-CHK	KV6PX1AC	UXC28040	09/02/08	1527
09	KV6PX-CKDUP	KV6PX1AD	UXC28041	09/02/08	1550
10	KV6PX-BLK	KV6PX1AA	UXC28042	09/02/08	1613
11	TB-082208	KVNW11AA	UXC28050	09/02/08	1916
12	DMW-9I-08220	KVNXF1DV	UXC28051	09/02/08	1939
13	DMW-9D-08220	KVNXT1D0	UXC28052	09/02/08	2001
14	DMW-9S-08220	KVNXV1D0	UXC28053	09/02/08	2024
15	DMW-16S-0821	KVLGM1D0	UXC28058	09/02/08	2217
16	DMW-16S-0821	KVLGM1D5	UXC28059	09/02/08	2240
17	DMW-16S-0821	KVLGM1D6	UXC28060	09/02/08	2302
18					
19					
20					
21					
22					

Report Date: 03-Sep-2008 12:27

Calibration History

Method : \\cansvr11\dd\chem\MSV\a3ux15.i\C80902IC.b\8260LLUX15.m
Start Cal Date: 05-MAY-2008 18:34
End Cal Date : 02-SEP-2008 14:18
Last Cal Level: 4
Last Cal Type : Continuing Calibration

Initial Calibration

Injection Date	Sublist	Calibration File
Cal Level: 1 , Cal Amount: 5.00000		
02-SEP-2008 14:18	2-8260+86	\\cansvr11\dd\chem\MSV\a3ux15.i\C80902IC.b\UXC28037.D
13-AUG-2008 02:18	3-IX	\\cansvr11\dd\chem\MSV\a3ux15.i\C80812B.b\UXC27537.D
Cal Level: 2 , Cal Amount: 10.00000		
02-SEP-2008 13:55	2-8260+86	\\cansvr11\dd\chem\MSV\a3ux15.i\C80902IC.b\UXC28036.D
13-AUG-2008 01:55	3-IX	\\cansvr11\dd\chem\MSV\a3ux15.i\C80812B.b\UXC27536.D
Cal Level: 3 , Cal Amount: 25.00000		
02-SEP-2008 13:32	2-8260+86	\\cansvr11\dd\chem\MSV\a3ux15.i\C80902IC.b\UXC28035.D
13-AUG-2008 01:32	3-IX	\\cansvr11\dd\chem\MSV\a3ux15.i\C80812B.b\UXC27535.D
Cal Level: 4 , Cal Amount: 50.00000		
02-SEP-2008 13:09	2-8260+86	\\cansvr11\dd\chem\MSV\a3ux15.i\C80902IC.b\UXC28034.D
13-AUG-2008 01:08	3-IX	\\cansvr11\dd\chem\MSV\a3ux15.i\C80812B.b\UXC27534.D
Cal Level: 5 , Cal Amount: 100.00000		
02-SEP-2008 12:46	2-8260+86	\\cansvr11\dd\chem\MSV\a3ux15.i\C80902IC.b\UXC28033.D
13-AUG-2008 00:45	3-IX	\\cansvr11\dd\chem\MSV\a3ux15.i\C80812B.b\UXC27533.D
Cal Level: 6 , Cal Amount: 200.00000		
02-SEP-2008 12:23	2-8260+86	\\cansvr11\dd\chem\MSV\a3ux15.i\C80902IC.b\UXC28032.D
13-AUG-2008 00:22	3-IX	

\\cansvr11\dd\chem\MSV\a3ux15.i\C80812B.b\UXC27532.D		

Continuing Calibration
Ccal Level Mode: GLOBAL LEVEL 4

02-SEP-2008 13:09	2-8260+86	
\\cansvr11\dd\chem\MSV\a3ux15.i\C80902IC.b\UXC28034.D		
02-SEP-2008 15:04	3-IX	
\\cansvr11\dd\chem\MSV\a3ux15.i\C80902IC.b\UXC28039.D		

Report Date : 02-Sep-2008 13:51

TestAmerica North Canton

INITIAL CALIBRATION DATA

Start Cal Date : 05-MAY-2008 18:34
End Cal Date : 02-SEP-2008 14:18
Quant Method : ISTD
Origin : Disabled
Target Version : 4.14
Integrator : HP RTE
Method file : \\cansvr11\dd\chem\MSV\a3ux15.i\C80902IC.b\8260LLUX15.m
Last Edit : 02-Sep-2008 13:49 roachc
Curve Type : Average

Calibration File Names:
Level 1: \\cansvr11\dd\chem\MSV\a3ux15.i\C80902IC.b\UXC28037.D
Level 2: \\cansvr11\dd\chem\MSV\a3ux15.i\C80902IC.b\UXC28036.D
Level 3: \\cansvr11\dd\chem\MSV\a3ux15.i\C80902IC.b\UXC28035.D
Level 4: \\cansvr11\dd\chem\MSV\a3ux15.i\C80902IC.b\UXC28034.D
Level 5: \\cansvr11\dd\chem\MSV\a3ux15.i\C80902IC.b\UXC28033.D
Level 6: \\cansvr11\dd\chem\MSV\a3ux15.i\C80902IC.b\UXC28032.D

	Compound	5.000 Level 1	10.000 Level 2	25.000 Level 3	50.000 Level 4	100.000 Level 5	200.000 Level 6	RRF	% RSD	
	8 Dichlorodifluoromethane	0.21512	0.21550	0.27643	0.26680	0.30553	0.30602	0.26423	15.507	
	9 Chloromethane	0.36612	0.37040	0.39120	0.36730	0.39966	0.38619	0.38015	3.713	
	10 Vinyl Chloride	0.34866	0.34666	0.39012	0.35589	0.40663	0.40551	0.37558	7.550	
	11 Bromomethane	0.18107	0.17413	0.20031	0.15492	0.22159	0.19857	0.18843	12.390	
	12 Chloroethane	0.22217	0.22854	0.24843	0.22505	0.26422	0.26408	0.24208	8.018	
	13 Trichlorofluoromethane	0.24380	0.25867	0.30960	0.27302	0.36649	0.36127	0.30214	17.409	
	14 Dichlorofluoromethane	0.52200	0.46036	0.46524	0.51322	0.55342	0.54243	0.50944	7.631	
	15 Acrolein	0.02401	0.02389	0.02814	0.02702	0.02705	0.02637	0.02608	6.696	NA
	16 Acetone	0.16625	0.12411	0.10452	0.08530	0.08811	0.08127	0.10826	30.046	
	17 1,1-Dichloroethene	0.18816	0.18818	0.21176	0.20498	0.21829	0.22453	0.20598	7.408	
	18 Freon-113	0.13468	0.12851	0.14600	0.14242	0.16084	0.16751	0.14666	10.237	
	19 Iodomethane	0.27324	0.29205	0.31576	0.29778	0.33239	0.33545	0.30778	7.926	
	20 Carbon Disulfide	0.47205	0.50951	0.56228	0.53264	0.62789	0.64152	0.55765	11.965	
	21 Methylene Chloride	0.42886	0.33932	0.31159	0.27506	0.29267	0.29356	0.32351	17.314	
	22 Acetonitrile	0.03602	0.03193	0.03404	0.03117	0.03238	0.03158	0.03285	5.611	NA
	23 Acrylonitrile	0.09394	0.09069	0.10472	0.09799	0.10245	0.10016	0.09833	5.360	NA
	24 Methyl tert-butyl ether	0.59696	0.66302	0.71199	0.67283	0.74183	0.74318	0.68830	8.131	
	25 trans-1,2-Dichloroethene	0.22061	0.24987	0.26918	0.25103	0.27696	0.27605	0.25728	8.371	
	26 Hexane	0.04564	0.04511	0.05376	0.04991	0.05565	0.05551	0.05093	9.386	
	27 Vinyl acetate	0.28817	0.27657	0.31185	0.31297	0.34148	0.34659	0.31294	8.906	
	28 1,1-Dichloroethane	0.43452	0.46173	0.50534	0.46578	0.51419	0.51280	0.48239	6.848	
	29 tert-Butyl Alcohol	0.02105	0.02124	0.02189	0.02021	0.02111	0.01945	0.02082	4.127	
	30 2-Butanone	0.13070	0.11396	0.11851	0.11024	0.11310	0.10974	0.11604	6.758	
M	31 1,2-Dichloroethene (total)	0.23679	0.25172	0.27952	0.26309	0.28967	0.28883	0.26827	7.994	
	32 cis-1,2-dichloroethene	0.25296	0.25357	0.28986	0.27515	0.30239	0.30162	0.27926	8.033	
	33 2,2-Dichloropropane	0.19948	0.21649	0.25162	0.22302	0.27431	0.26008	0.23750	12.146	
	34 Bromochloromethane	0.11897	0.12638	0.13244	0.12760	0.13900	0.13783	0.13037	5.821	
	35 Chloroform	0.44444	0.45088	0.49645	0.46829	0.50320	0.51078	0.47901	5.905	

Report Date : 02-Sep-2008 13:51

TestAmerica North Canton

INITIAL CALIBRATION DATA

Start Cal Date : 05-MAY-2008 18:34
End Cal Date : 02-SEP-2008 14:18
Quant Method : ISTD
Origin : Disabled
Target Version : 4.14
Integrator : HP RTE
Method file : \\cansvr11\dd\chem\MSV\a3ux15.i\C80902IC.b\8260LLUX15.m
Last Edit : 02-Sep-2008 13:49 roachc
Curve Type : Average

	Compound	5.000 Level 1	10.000 Level 2	25.000 Level 3	50.000 Level 4	100.000 Level 5	200.000 Level 6	___ RRF	% RSD	
	36 Tetrahydrofuran	0.07413	0.07573	0.08295	0.07418	0.07936	0.07805	0.07740	4.433	
	37 1,1,1-Trichloroethane	0.30280	0.32695	0.37511	0.36034	0.40970	0.41346	0.36472	12.130	
	38 1,1-Dichloropropene	0.32289	0.34421	0.36801	0.35918	0.39742	0.40209	0.36563	8.360	
	39 Carbon Tetrachloride	0.22788	0.26530	0.30062	0.28795	0.33706	0.34037	0.29320	14.691	
	40 1,2-Dichloroethane	0.34123	0.37331	0.40663	0.37080	0.40431	0.40295	0.38321	6.803	
	41 Benzene	1.21370	1.13510	1.19356	1.10992	1.20496	1.21538	1.17877	3.815	
	42 Trichloroethene	0.25701	0.26603	0.28533	0.26155	0.30439	0.30129	0.27927	7.403	
	43 1,2-Dichloropropane	0.23847	0.25718	0.28817	0.27456	0.30477	0.30379	0.27782	9.514	
	44 1,4-Dioxane	0.00203	0.00249	0.00268	0.00281	0.00279	0.00250	0.00255	11.338	<-NA
	45 Dibromomethane	0.13513	0.14424	0.15730	0.15144	0.16304	0.15966	0.15180	6.931	
	46 Bromodichloromethane	0.25505	0.29333	0.33548	0.33429	0.36489	0.37965	0.32712	14.103	
	47 2-Chloroethyl vinyl ether	0.11626	0.12102	0.14925	0.14779	0.16205	0.15902	0.14256	13.595	
	48 cis-1,3-Dichloropropene	0.30863	0.35398	0.40636	0.40171	0.46211	0.47811	0.40182	15.916	
	49 4-Methyl-2-pentanone	0.20313	0.22646	0.25617	0.23630	0.26665	0.26259	0.24188	10.156	
	50 Toluene	1.30781	1.39575	1.57254	1.45190	1.62504	1.66463	1.50294	9.318	
	51 trans-1,3-Dichloropropene	0.33100	0.37808	0.46317	0.44815	0.51762	0.53353	0.44526	17.662	
	52 Ethyl Methacrylate	0.27466	0.31697	0.39480	0.38371	0.43592	0.43299	0.37317	17.349	
	53 1,1,2-Trichloroethane	0.27985	0.28242	0.32148	0.29935	0.32155	0.31941	0.30401	6.448	
	54 1,3-Dichloropropane	0.48949	0.52269	0.58866	0.54705	0.59619	0.58824	0.55539	7.779	
	55 Tetrachloroethene	0.25140	0.24535	0.28381	0.25972	0.29122	0.29381	0.27089	7.853	
	56 2-Hexanone	0.17477	0.18283	0.21876	0.20728	0.22711	0.21623	0.20450	10.288	
	57 Dibromochloromethane	0.24003	0.25376	0.30546	0.28833	0.33332	0.34618	0.29451	14.376	
	58 1,2-Dibromoethane	0.24255	0.27557	0.31508	0.29227	0.32130	0.31632	0.29385	10.409	
	59 Chlorobenzene	0.90707	0.96216	1.06287	0.97846	1.09012	1.10016	1.01681	7.737	
	60 1,1,1,2-Tetrachloroethane	0.29055	0.28974	0.33161	0.32533	0.36159	0.37713	0.32932	10.879	
	61 Ethylbenzene	0.45822	0.50647	0.57269	0.54368	0.60555	0.61647	0.55051	11.012	
	62 m + p-Xylene	0.57477	0.64816	0.72626	0.68581	0.76603	0.79922	0.70004	11.686	
M	63 Xylenes (total)	0.56066	0.64683	0.72427	0.68523	0.76168	0.79261	0.69521	12.085	
	64 Xylene-o	0.53242	0.64415	0.72029	0.68409	0.75299	0.77938	0.68555	13.002	
	65 Styrene	0.89606	1.04633	1.23047	1.14027	1.31904	1.39561	1.17130	15.648	
	66 Bromoform	0.15823	0.15986	0.18395	0.17738	0.21242	0.22916	0.18683	15.307	
	67 Isopropylbenzene	1.27010	1.38011	1.59296	1.50219	1.68835	1.76072	1.53240	12.139	
	68 1,1,2,2-Tetrachloroethane	0.76638	0.80563	0.91650	0.80931	0.85003	0.87859	0.83774	6.528	
	69 1,4-Dichloro-2-butene	0.21037	0.20138	0.23880	0.21576	0.26605	0.27434	0.23445	12.982	
	70 1,2,3-Trichloropropane	0.24323	0.23585	0.27350	0.24421	0.26322	0.26107	0.25351	5.731	
	71 Bromobenzene	0.76483	0.78138	0.90634	0.78446	0.88292	0.89656	0.83608	7.847	

Report Date : 02-Sep-2008 13:51

TestAmerica North Canton

INITIAL CALIBRATION DATA

Start Cal Date : 05-MAY-2008 18:34
End Cal Date : 02-SEP-2008 14:18
Quant Method : ISTD
Origin : Disabled
Target Version : 4.14
Integrator : HP RTE
Method file : \\cansvr11\dd\chem\MSV\a3ux15.i\C80902IC.b\8260LLUX15.m
Last Edit : 02-Sep-2008 13:49 roachc
Curve Type : Average

Compound	5.000 Level 1	10.000 Level 2	25.000 Level 3	50.000 Level 4	100.000 Level 5	200.000 Level 6	RRF	% RSD	
72 n-Propylbenzene	0.84940	0.90844	1.05489	0.95206	1.06100	1.08858	0.98573	9.806	
73 2-Chlorotoluene	0.69903	0.78879	0.87160	0.79015	0.88251	0.89313	0.82087	9.183	
74 1,3,5-Trimethylbenzene	2.42639	2.72914	3.12562	2.80327	3.21020	3.31537	2.93500	11.556	
75 4-Chlorotoluene	0.72796	0.79896	0.90785	0.79773	0.90677	0.92543	0.84412	9.519	
76 tert-Butylbenzene	2.34949	2.39928	2.74973	2.45326	2.79190	2.86193	2.60093	8.639	
77 1,2,4-Trimethylbenzene	2.42978	2.74792	3.17803	2.84521	3.26230	3.34935	2.96876	11.950	
78 sec-Butylbenzene	3.15442	3.50378	3.94057	3.58846	4.13463	4.17793	3.74996	10.725	
79 4-Isopropyltoluene	2.50949	2.74157	3.20213	2.87991	3.34382	3.40475	3.01361	11.905	
80 1,3-Dichlorobenzene	1.37910	1.48673	1.67097	1.48458	1.68218	1.70709	1.56844	8.659	
81 1,4-Dichlorobenzene	1.55367	1.53843	1.73615	1.54436	1.71163	1.74655	1.63847	6.262	
82 n-Butylbenzene	2.25225	2.55650	2.96168	2.62725	3.07586	3.12457	2.76635	12.417	
83 1,2-Dichlorobenzene	1.31998	1.45592	1.61499	1.44441	1.60576	1.59134	1.50540	7.861	
84 1,2-Dibromo-3-chloropropane	0.09193	0.11811	0.13163	0.12618	0.14647	0.13555	0.12498	15.006	
85 1,2,4-Trichlorobenzene	0.74232	0.84895	0.93738	0.77925	0.89171	0.74168	0.82355	9.941	
86 Hexachlorobutadiene	0.33685	0.39189	0.41743	0.33747	0.38551	0.32810	0.36621	10.067	
87 Naphthalene	1.77633	2.18636	2.38484	2.13337	2.47224	1.89232	2.14091	12.639	
88 1,2,3-Trichlorobenzene	0.67738	0.79444	0.79591	0.63039	0.73348	0.52073	0.69205	15.341	
89 Ethyl Ether	0.18164	0.18021	0.18879	0.20965	0.21994	0.22192	0.20036	9.535	
90 Ethanol	+++++	+++++	+++++	+++++	+++++	+++++	+++++	+++++	<-
91 3-Chloropropene	0.10698	0.11484	0.11865	0.13205	0.14196	0.14191	0.12607	11.683	
92 Isopropyl Ether	0.20960	0.20878	0.22596	0.24365	0.25698	0.26300	0.23466	10.005	
93 2-Chloro-1,3-butadiene	0.30960	0.30247	0.33488	0.37632	0.38466	0.39192	0.34997	11.264	
94 Propionitrile	0.01915	0.01953	0.02281	0.02790	0.02676	0.02771	0.02398	16.843	NA
95 Ethyl Acetate	0.19107	0.16748	0.17481	0.18502	0.19323	0.20486	0.18608	7.221	
96 Methacrylonitrile	0.12329	0.11246	0.14374	0.15227	0.15123	0.14902	0.13867	12.063	
97 Isobutanol	0.00768	0.00706	0.00597	0.00713	0.00652	0.00680	0.00686	8.479	<- NA
98 Cyclohexane	0.41201	0.47097	0.52856	0.50599	0.56982	0.57778	0.51085	12.273	
99 n-Butanol	0.00422	0.00412	0.00469	0.00574	0.00598	0.00597	0.00512	17.127	<- NA
100 Methyl Methacrylate	0.16339	0.16353	0.18312	0.18221	0.19012	0.20177	0.18069	8.338	
101 2-Nitropropane	0.04561	0.05126	0.05606	0.06220	0.06351	0.06946	0.05801	15.068	NA
102 Chloropicrin	+++++	+++++	+++++	+++++	+++++	+++++	+++++	+++++	<- NA
103 Cyclohexanone	0.06446	0.04867	0.05193	0.06691	0.06880	0.06471	0.06091	13.849	
104 Pentachloroethane	+++++	+++++	+++++	+++++	+++++	+++++	+++++	+++++	<- NA
105 Benzyl Chloride	+++++	+++++	+++++	+++++	+++++	+++++	+++++	+++++	<-
134 Thiophene	+++++	+++++	+++++	+++++	+++++	+++++	+++++	+++++	<-
135 Crotononitrile(1st Isomer)	+++++	+++++	+++++	+++++	+++++	+++++	+++++	+++++	<-

Report Date : 02-Sep-2008 13:51

TestAmerica North Canton

INITIAL CALIBRATION DATA

Start Cal Date : 05-MAY-2008 18:34
End Cal Date : 02-SEP-2008 14:18
Quant Method : ISTD
Origin : Disabled
Target Version : 4.14
Integrator : HP RTE
Method file : \\cansvr11\dd\chem\MSV\a3ux15.i\C80902IC.b\8260LLUX15.m
Last Edit : 02-Sep-2008 13:49 roachc
Curve Type : Average

	Compound	5.000 Level 1	10.000 Level 2	25.000 Level 3	50.000 Level 4	100.000 Level 5	200.000 Level 6	___ RRF	% RSD	
	136 Crotononitrile(2nd Isomer)	+++++	+++++	+++++	+++++	+++++	+++++	+++++	+++++	<-
M	137 Total Crotononitrile	+++++	+++++	+++++	+++++	+++++	+++++	+++++	+++++	<-
	138 Paraldehyde	+++++	+++++	+++++	+++++	+++++	+++++	+++++	+++++	<-
	139 3,3,5-Trimethylcyclohexanone	+++++	+++++	+++++	+++++	+++++	+++++	+++++	+++++	<-
	140 1-Chlorohexane	+++++	+++++	+++++	+++++	+++++	+++++	+++++	+++++	<-
	141 1,3,5-Trichlorobenzene	0.77728	0.91117	0.99668	0.85371	0.99734	0.89294	0.90485	9.385	
	143 Methyl Acetate	0.21831	0.22588	0.23351	0.21239	0.21630	0.21049	0.21948	3.974	
	144 Methylcyclohexane	0.40442	0.47992	0.51667	0.50167	0.55508	0.57228	0.50501	11.857	
	145 Dimethoxymethane	+++++	+++++	+++++	+++++	+++++	+++++	+++++	+++++	<-
	146 2-Methylnaphthalene	1.09333	1.28125	1.36612	1.43036	1.58253	1.41475	1.36139	12.061	
	147 Tetrahydrothiophene	+++++	+++++	+++++	+++++	+++++	+++++	+++++	+++++	<-
	148 1,4-Dichlorobutane	+++++	+++++	+++++	+++++	+++++	+++++	+++++	+++++	<-
	151 Ethyl Acrylate	+++++	+++++	+++++	+++++	+++++	+++++	+++++	+++++	<-
	152 Vinyl Acetate-86	0.02224	0.02397	0.03047	0.02976	0.03366	0.03347	0.02893	16.613	WA
	153 1,3-Butadiene	+++++	+++++	+++++	+++++	+++++	+++++	+++++	+++++	<-
	154 n-Heptane	+++++	+++++	+++++	+++++	+++++	+++++	+++++	+++++	<-
	155 tert-Butyl Ethyl Ether	0.62264	0.66697	0.72505	0.77581	0.81144	0.81680	0.73645	10.784	
	156 tert-Amyl Methyl Ether	0.53977	0.59477	0.63264	0.68388	0.71841	0.74498	0.65241	11.935	
	157 1,2,3-Trimethylbezene	0.84969	0.81559	0.85842	0.98349	1.02350	1.07485	0.93426	11.442	
$	4 Dibromofluoromethane	0.18838	0.21560	0.22300	0.22208	0.22448	0.22369	0.21620	6.475	
$	5 1,2-Dichloroethane-d4	0.25425	0.29958	0.31558	0.29487	0.30066	0.29577	0.29345	7.022	
$	6 Toluene-d8	0.95595	1.14602	1.22281	1.17613	1.23814	1.23837	1.16290	9.280	
$	7 Bromofluorobenzene	0.41237	0.45293	0.48564	0.46846	0.49315	0.49090	0.46724	6.622	

Report Date : 02-Sep-2008 13:55

TestAmerica North Canton

INITIAL CALIBRATION DATA

Start Cal Date : 05-MAY-2008 18:34
End Cal Date : 02-SEP-2008 14:18
Quant Method : ISTD
Target Version : 4.14
Integrator : HP RTE
Method file : \\cansvr11\dd\chem\MSV\a3ux15.i\C80902IC.b\8260LLUX15.m
Last Edit : 02-Sep-2008 13:49 roachc

Compound	5.0000 Level 1	10.0000 Level 2	25.0000 Level 3	50.0000 Level 4	100.0000 Level 5	200.0000 Level 6	Curve	Coefficients b	m1	m2	%RSD or R^2	
138 Paraldehyde	+++++	+++++	+++++	+++++	+++++	+++++	AVRG		0.000e+000		0.000e+000	<- NA
139 3,3,5-Trimethylcyclohexanone	+++++	+++++	+++++	+++++	+++++	+++++	AVRG		0.000e+000		0.000e+000	<- ↓
140 1-Chlorohexane	+++++	+++++	+++++	+++++	+++++	+++++	AVRG		0.000e+000		0.000e+000	<- ↓
141 1,3,5-Trichlorobenzene	0.77728	0.91117	0.99668	0.85371	0.99734	0.89294	AVRG		0.90485		9.38526	
143 Methyl Acetate	0.21831	0.22588	0.23351	0.21239	0.21630	0.21049	AVRG		0.21948		3.97427	
144 Methylcyclohexane	0.40442	0.47992	0.51667	0.50167	0.55508	0.57228	AVRG		0.50501		11.85685	
145 Dimethoxymethane	+++++	+++++	+++++	+++++	+++++	+++++	AVRG		0.000e+000		0.000e+000	<- NA
146 2-Methylnaphthalene	1.09333	1.28125	1.36612	1.43036	1.58253	1.41475	AVRG		1.36139		12.06132	
147 Tetrahydrothiophene	+++++	+++++	+++++	+++++	+++++	+++++	AVRG		0.000e+000		0.000e+000	<- NA
148 1,4-Dichlorobutane	+++++	+++++	+++++	+++++	+++++	+++++	AVRG		0.000e+000		0.000e+000	<- NA
151 Ethyl Acrylate	+++++	+++++	+++++	+++++	+++++	+++++	AVRG		0.000e+000		0.000e+000	<- NA
152 Vinyl Acetate-86	3659	8145	26901	51922	117224	225759	WLINR	0.04504	0.033671		0.99861	NA
153 1,3-Butadiene	+++++	+++++	+++++	+++++	+++++	+++++	AVRG		0.000e+000		0.000e+000	<- ↓
154 n-Heptane	+++++	+++++	+++++	+++++	+++++	+++++	AVRG		0.000e+000		0.000e+000	<- ↓
155 tert-Butyl Ethyl Ether	0.62264	0.66697	0.72505	0.77581	0.81144	0.81680	AVRG		0.73645		10.78411	
156 tert-Amyl Methyl Ether	0.53977	0.59477	0.63264	0.68388	0.71841	0.74498	AVRG		0.65241		11.93490	
157 1,2,3-Trimethylbezene	0.84969	0.81559	0.85842	0.98349	1.02350	1.07485	AVRG		0.93426		11.44245	
$ 4 Dibromofluoromethane	0.18838	0.21560	0.22300	0.22208	0.22448	0.22369	AVRG		0.21620		6.47518	
$ 5 1,2-Dichloroethane-d4	0.25425	0.29958	0.31558	0.29487	0.30066	0.29577	AVRG		0.29345		7.02221	
$ 6 Toluene-d8	0.95595	1.14602	1.22281	1.17613	1.23814	1.23837	AVRG		1.16290		9.28031	
$ 7 Bromofluorobenzene	0.41237	0.45293	0.48564	0.46846	0.49315	0.49090	AVRG		0.46724		6.62217	

Report Date : 02-Sep-2008 13:55

TestAmerica North Canton

INITIAL CALIBRATION DATA

Start Cal Date : 05-MAY-2008 18:34
End Cal Date : 02-SEP-2008 14:18
Quant Method : ISTD
Target Version : 4.14
Integrator : HP RTE
Method file : \\cansvr11\dd\chem\MSV\a3ux15.i\C80902IC.b\8260LLUX15.m
Last Edit : 02-Sep-2008 13:49 roachc

Calibration File Names:
Level 1: \\cansvr11\dd\chem\MSV\a3ux15.i\C80902IC.b\UXC28037.D
Level 2: \\cansvr11\dd\chem\MSV\a3ux15.i\C80902IC.b\UXC28036.D
Level 3: \\cansvr11\dd\chem\MSV\a3ux15.i\C80902IC.b\UXC28035.D
Level 4: \\cansvr11\dd\chem\MSV\a3ux15.i\C80902IC.b\UXC28034.D
Level 5: \\cansvr11\dd\chem\MSV\a3ux15.i\C80902IC.b\UXC28033.D
Level 6: \\cansvr11\dd\chem\MSV\a3ux15.i\C80902IC.b\UXC28032.D

Compound	5.0000 Level 1	10.0000 Level 2	25.0000 Level 3	50.0000 Level 4	100.0000 Level 5	200.0000 Level 6	Curve	Coefficients b	m1	m2	%RSD or R^2
8 Dichlorodifluoromethane	35396	73235	244065	465464	1064121	2063889	WLINR	0.04394	0.30629		0.99802
9 Chloromethane	0.36612	0.37040	0.39120	0.36730	0.39966	0.38619	AVRG		0.38015		3.71332
10 Vinyl Chloride	0.34866	0.34666	0.39012	0.35589	0.40663	0.40551	AVRG		0.37558		7.55009
11 Bromomethane	0.18107	0.17413	0.20031	0.15492	0.22159	0.19857	AVRG		0.18843		12.38967
12 Chloroethane	0.22217	0.22854	0.24843	0.22505	0.26422	0.26408	AVRG		0.24208		8.01835
13 Trichlorofluoromethane	40115	87906	273351	476302	1276418	2436539	WLINR	0.05162	0.36025		0.99225
14 Dichlorofluoromethane	0.52200	0.46036	0.46524	0.51322	0.55342	0.54243	AVRG		0.50944		7.63125
15 Acrolein	0.02401	0.02389	0.02814	0.02702	0.02705	0.02637	AVRG		0.02608		6.69577 NA
16 Acetone	54712	84356	184563	297634	613777	1096169	WLINR	-0.22086	0.08049		0.99827
17 1,1-Dichloroethene	0.18816	0.18818	0.21176	0.20498	0.21829	0.22453	AVRG		0.20598		7.40831
18 Freon-113	0.13468	0.12851	0.14600	0.14242	0.16084	0.16751	AVRG		0.14666		10.23712
19 Iodomethane	0.27324	0.29205	0.31576	0.29778	0.33239	0.33545	AVRG		0.30778		7.92593
20 Carbon Disulfide	0.47205	0.50951	0.56228	0.53264	0.62789	0.64152	AVRG		0.55765		11.96516
21 Methylene Chloride	70566	115315	275104	479867	1019314	1979874	WLINR	-0.04182	0.28612		0.99860

Report Date : 02-Sep-2008 13:55

TestAmerica North Canton

INITIAL CALIBRATION DATA

Start Cal Date : 05-MAY-2008 18:34
End Cal Date : 02-SEP-2008 14:18
Quant Method : ISTD
Target Version : 4.14
Integrator : HP RTE
Method file : \\cansvr11\dd\chem\MSV\a3ux15.i\C80902IC.b\8260LLUX15.m
Last Edit : 02-Sep-2008 13:49 roachc

	Compound	5.0000 Level 1	10.0000 Level 2	25.0000 Level 3	50.0000 Level 4	100.0000 Level 5	200.0000 Level 6	Curve	Coefficients b	Coefficients m1	Coefficients m2	%RSD or R^2	
	22 Acetonitrile	0.03602	0.03193	0.03404	0.03117	0.03238	0.03158	AVRG		0.03285		5.61068	NA
	23 Acrylonitrile	0.09394	0.09069	0.10472	0.09799	0.10245	0.10016	AVRG		0.09833		5.35959	NA
	24 Methyl tert-butyl ether	0.59696	0.66302	0.71199	0.67283	0.74183	0.74318	AVRG		0.68830		8.13075	
	25 trans-1,2-Dichloroethene	0.22061	0.24987	0.26918	0.25103	0.27696	0.27605	AVRG		0.25728		8.37125	
	26 Hexane	0.04564	0.04511	0.05376	0.04991	0.05565	0.05551	AVRG		0.05093		9.38588	
	27 Vinyl acetate	0.28817	0.27657	0.31185	0.31297	0.34148	0.34659	AVRG		0.31294		8.90597	
	28 1,1-Dichloroethane	0.43452	0.46173	0.50534	0.46578	0.51419	0.51280	AVRG		0.48239		6.84846	
	29 tert-Butyl Alcohol	0.02105	0.02124	0.02189	0.02021	0.02111	0.01945	AVRG		0.02082		4.12678	
	30 2-Butanone	0.13070	0.11396	0.11851	0.11024	0.11310	0.10974	AVRG		0.11604		6.75811	
M	31 1,2-Dichloroethene (total)	0.23679	0.25172	0.27952	0.26309	0.28967	0.28883	AVRG		0.26827		7.99364	
	32 cis-1,2-dichloroethene	0.25296	0.25357	0.28986	0.27515	0.30239	0.30162	AVRG		0.27926		8.03304	
	33 2,2-Dichloropropane	0.19948	0.21649	0.25162	0.22302	0.27431	0.26008	AVRG		0.23750		12.14578	
	34 Bromochloromethane	0.11897	0.12638	0.13244	0.12760	0.13900	0.13783	AVRG		0.13037		5.82122	
	35 Chloroform	0.44444	0.45088	0.49645	0.46829	0.50320	0.51078	AVRG		0.47901		5.90473	
	36 Tetrahydrofuran	0.07413	0.07573	0.08295	0.07418	0.07936	0.07805	AVRG		0.07740		4.43326	
	37 1,1,1-Trichloroethane	0.30280	0.32695	0.37511	0.36034	0.40970	0.41346	AVRG		0.36472		12.13009	
	38 1,1-Dichloropropene	0.32289	0.34421	0.36801	0.35918	0.39742	0.40209	AVRG		0.36563		8.36021	
	39 Carbon Tetrachloride	0.22788	0.26530	0.30062	0.28795	0.33706	0.34037	AVRG		0.29320		14.69118	
	40 1,2-Dichloroethane	0.34123	0.37331	0.40663	0.37080	0.40431	0.40295	AVRG		0.38321		6.80277	
	41 Benzene	1.21370	1.13510	1.19356	1.10992	1.20496	1.21538	AVRG		1.17877		3.81514	
	42 Trichloroethene	0.25701	0.26603	0.28533	0.26155	0.30439	0.30129	AVRG		0.27927		7.40306	
	43 1,2-Dichloropropane	0.23847	0.25718	0.28817	0.27456	0.30477	0.30379	AVRG		0.27782		9.51364	

Report Date : 02-Sep-2008 13:55

TestAmerica North Canton

INITIAL CALIBRATION DATA

Start Cal Date : 05-MAY-2008 18:34
End Cal Date : 02-SEP-2008 14:18
Quant Method : ISTD
Target Version : 4.14
Integrator : HP RTE
Method file : \\cansvr11\dd\chem\MSV\a3ux15.i\C80902IC.b\8260LLUX15.m
Last Edit : 02-Sep-2008 13:49 roachc

	Compound	5.0000 Level 1	10.0000 Level 2	25.0000 Level 3	50.0000 Level 4	100.0000 Level 5	200.0000 Level 6	Curve	Coefficients b	Coefficients m1	Coefficients m2	%RSD or R^2	
	44 1,4-Dioxane	0.00203	0.00249	0.00268	0.00281	0.00279	0.00250	AVRG		0.00255		11.33801	<- NA
	45 Dibromomethane	0.13513	0.14424	0.15730	0.15144	0.16304	0.15966	AVRG		0.15180		6.93088	
	46 Bromodichloromethane	0.25505	0.29333	0.33548	0.33429	0.36489	0.37965	AVRG		0.32712		14.10336	
	47 2-Chloroethyl vinyl ether	0.11626	0.12102	0.14925	0.14779	0.16205	0.15902	AVRG		0.14256		13.59535	
	48 cis-1,3-Dichloropropene	50782	120294	358783	700811	1609463	3224550	WLINR	0.04794	0.47262		0.99738	
	49 4-Methyl-2-pentanone	0.20313	0.22646	0.25617	0.23630	0.26665	0.26259	AVRG		0.24188		10.15554	
	50 Toluene	1.30781	1.39575	1.57254	1.45190	1.62504	1.66463	AVRG		1.50294		9.31845	
	51 trans-1,3-Dichloropropene	42854	100676	321750	632058	1458192	2929498	WLINR	0.05066	0.52901		0.99753	
	52 Ethyl Methacrylate	35559	84403	274256	541174	1228044	2377432	WLINR	0.04600	0.43582		0.99868	
	53 1,1,2-Trichloroethane	0.27985	0.28242	0.32148	0.29935	0.32155	0.31941	AVRG		0.30401		6.44834	
	54 1,3-Dichloropropane	0.48949	0.52269	0.58866	0.54705	0.59619	0.58824	AVRG		0.55539		7.77869	
	55 Tetrachloroethene	0.25140	0.24535	0.28381	0.25972	0.29122	0.29381	AVRG		0.27089		7.85261	
	56 2-Hexanone	0.17477	0.18283	0.21876	0.20728	0.22711	0.21623	AVRG		0.20450		10.28835	
	57 Dibromochloromethane	0.24003	0.25376	0.30546	0.28833	0.33332	0.34618	AVRG		0.29451		14.37566	
	58 1,2-Dibromoethane	0.24255	0.27557	0.31508	0.29227	0.32130	0.31632	AVRG		0.29385		10.40854	
	59 Chlorobenzene	0.90707	0.96216	1.06287	0.97846	1.09012	1.10016	AVRG		1.01681		7.73696	
	60 1,1,1,2-Tetrachloroethane	0.29055	0.28974	0.33161	0.32533	0.36159	0.37713	AVRG		0.32932		10.87909	
	61 Ethylbenzene	0.45822	0.50647	0.57269	0.54368	0.60555	0.61647	AVRG		0.55051		11.01207	
	62 m + p-Xylene	0.57477	0.64816	0.72626	0.68581	0.76603	0.79922	AVRG		0.70004		11.68648	
M	63 Xylenes (total)	0.56066	0.64683	0.72427	0.68523	0.76168	0.79261	AVRG		0.69521		12.08509	
	64 Xylene-o	0.53242	0.64415	0.72029	0.68409	0.75299	0.77938	AVRG		0.68555		13.00186	
	65 Styrene	116010	278619	854764	1608211	3715888	7662977	WLINR	0.04635	1.36967		0.99656	

Report Date : 02-Sep-2008 13:55

TestAmerica North Canton

INITIAL CALIBRATION DATA

Start Cal Date : 05-MAY-2008 18:34
End Cal Date : 02-SEP-2008 14:18
Quant Method : ISTD
Target Version : 4.14
Integrator : HP RTE
Method file : \\cansvr11\dd\chem\MSV\a3ux15.i\C80902IC.b\8260LLUX15.m
Last Edit : 02-Sep-2008 13:49 roachc

Compound	5.0000 Level 1	10.0000 Level 2	25.0000 Level 3	50.0000 Level 4	100.0000 Level 5	200.0000 Level 6	Curve	Coefficients b	Coefficients m1	Coefficients m2	%RSD or R^2
66 Bromoform	20486	42568	127786	250170	598408	1258282	WLINR	0.05134	0.22254		0.99342
67 Isopropylbenzene	1.27010	1.38011	1.59296	1.50219	1.68835	1.76072	AVRG		1.53240		12.13939
68 1,1,2,2-Tetrachloroethane	0.76638	0.80563	0.91650	0.80931	0.85003	0.87859	AVRG		0.83774		6.52821
69 1,4-Dichloro-2-butene	0.21037	0.20138	0.23880	0.21576	0.26605	0.27434	AVRG		0.23445		12.98189
70 1,2,3-Trichloropropane	0.24323	0.23585	0.27350	0.24421	0.26322	0.26107	AVRG		0.25351		5.73067
71 Bromobenzene	0.76483	0.78138	0.90634	0.78446	0.88292	0.89656	AVRG		0.83608		7.84720
72 n-Propylbenzene	0.84940	0.90844	1.05489	0.95206	1.06100	1.08858	AVRG		0.98573		9.80648
73 2-Chlorotoluene	0.69903	0.78879	0.87160	0.79015	0.88251	0.89313	AVRG		0.82087		9.18322
74 1,3,5-Trimethylbenzene	2.42639	2.72914	3.12562	2.80327	3.21020	3.31537	AVRG		2.93500		11.55591
75 4-Chlorotoluene	0.72796	0.79896	0.90785	0.79773	0.90677	0.92543	AVRG		0.84412		9.51908
76 tert-Butylbenzene	2.34949	2.39928	2.74973	2.45326	2.79190	2.86193	AVRG		2.60093		8.63872
77 1,2,4-Trimethylbenzene	2.42978	2.74792	3.17803	2.84521	3.26230	3.34935	AVRG		2.96876		11.95042
78 sec-Butylbenzene	3.15442	3.50378	3.94057	3.58846	4.13463	4.17793	AVRG		3.74996		10.72542
79 4-Isopropyltoluene	2.50949	2.74157	3.20213	2.87991	3.34382	3.40475	AVRG		3.01361		11.90511
80 1,3-Dichlorobenzene	1.37910	1.48673	1.67097	1.48458	1.68218	1.70709	AVRG		1.56844		8.65931
81 1,4-Dichlorobenzene	1.55367	1.53843	1.73615	1.54436	1.71163	1.74655	AVRG		1.63847		6.26157
82 n-Butylbenzene	2.25225	2.55650	2.96168	2.62725	3.07586	3.12457	AVRG		2.76635		12.41704
83 1,2-Dichlorobenzene	1.31998	1.45592	1.61499	1.44441	1.60576	1.59134	AVRG		1.50540		7.86080
84 1,2-Dibromo-3-chloropropane	5920	15796	45155	91700	210888	384983	WLINR	0.03391	0.13979		0.99755
85 1,2,4-Trichlorobenzene	0.74232	0.84895	0.93738	0.77925	0.89171	0.74168	AVRG		0.82355		9.94057
86 Hexachlorobutadiene	0.33685	0.39189	0.41743	0.33747	0.38551	0.32810	AVRG		0.36621		10.06725
87 Naphthalene	1.77633	2.18636	2.38484	2.13337	2.47224	1.89232	AVRG		2.14091		12.63949

Report Date : 02-Sep-2008 13:55

TestAmerica North Canton

INITIAL CALIBRATION DATA

Start Cal Date : 05-MAY-2008 18:34
End Cal Date : 02-SEP-2008 14:18
Quant Method : ISTD
Target Version : 4.14
Integrator : HP RTE
Method file : \\cansvr11\dd\chem\MSV\a3ux15.i\C80902IC.b\8260LLUX15.m
Last Edit : 02-Sep-2008 13:49 roachc

	Compound	5.0000 Level 1	10.0000 Level 2	25.0000 Level 3	50.0000 Level 4	100.0000 Level 5	200.0000 Level 6	Curve	Coefficients b	Coefficients m1	Coefficients m2	%RSD or R^2	
88	1,2,3-Trichlorobenzene	0.67738	0.79444	0.79591	0.63039	0.73348	+++++	AVRG		0.72632		10.00723	
89	Ethyl Ether	0.18164	0.18021	0.18879	0.20965	0.21994	0.22192	AVRG		0.20036		9.53489	
90	Ethanol	+++++	+++++	+++++	+++++	+++++	+++++	AVRG		0.000e+000		0.000e+000	<- NA
91	3-Chloropropene	0.10698	0.11484	0.11865	0.13205	0.14196	0.14191	AVRG		0.12607		11.68344	
92	Isopropyl Ether	0.20960	0.20878	0.22596	0.24365	0.25698	0.26300	AVRG		0.23466		10.00451	
93	2-Chloro-1,3-butadiene	0.30960	0.30247	0.33488	0.37632	0.38466	0.39192	AVRG		0.34997		11.26430	
94	Propionitrile	2799	5839	17488	42901	83291	173896	WLINR	0.08895	0.02785		0.99830	NA
95	Ethyl Acetate	0.19107	0.16748	0.17481	0.18502	0.19323	0.20486	AVRG		0.18608		7.22059	
96	Methacrylonitrile	0.12329	0.11246	0.14374	0.15227	0.15123	0.14902	AVRG		0.13867		12.06289	
97	Isobutanol	0.00768	0.00706	0.00597	0.00713	0.00652	0.00680	AVRG		0.00686		8.47917	<- NA
98	Cyclohexane	0.41201	0.47097	0.52856	0.50599	0.56982	0.57778	AVRG		0.51085		12.27281	
99	n-Butanol	4578	8975	26407	65474	134462	279374	WLINR	0.95909	0.00602		0.99781	<- NA
100	Methyl Methacrylate	0.16339	0.16353	0.18312	0.18221	0.19012	0.20177	AVRG		0.18069		8.33809	
101	2-Nitropropane	6666	15327	42976	95642	197670	435842	WLINR	0.09353	0.06794		0.99748	
102	Chloropicrin	+++++	+++++	+++++	+++++	+++++	+++++	AVRG		0.000e+000		0.000e+000	<- NA
103	Cyclohexanone	0.06446	0.04867	0.05193	0.06691	0.06880	0.06471	AVRG		0.06091		13.84879	
104	Pentachloroethane	+++++	+++++	+++++	+++++	+++++	+++++	AVRG		0.000e+000		0.000e+000	<- NA
105	Benzyl Chloride	+++++	+++++	+++++	+++++	+++++	+++++	AVRG		0.000e+000		0.000e+000	<-
134	Thiophene	+++++	+++++	+++++	+++++	+++++	+++++	AVRG		0.000e+000		0.000e+000	<-
135	Crotononitrile(1st Isomer)	+++++	+++++	+++++	+++++	+++++	+++++	AVRG		0.000e+000		0.000e+000	<-
136	Crotononitrile(2nd Isomer)	+++++	+++++	+++++	+++++	+++++	+++++	AVRG		0.000e+000		0.000e+000	<-
M 137	Total Crotononitrile	+++++	+++++	+++++	+++++	+++++	+++++	AVRG		0.000e+000		0.000e+000	<-

Report Date : 02-Sep-2008 13:55

TestAmerica North Canton

INITIAL CALIBRATION DATA

Start Cal Date : 05-MAY-2008 18:34
End Cal Date : 02-SEP-2008 14:18
Quant Method : ISTD
Target Version : 4.14
Integrator : HP RTE
Method file : \\cansvr11\dd\chem\MSV\a3ux15.i\C80902IC.b\8260LLUX15.m
Last Edit : 02-Sep-2008 13:49 roachc

Curve	Formula	Units
Averaged	Amt = Rsp/ml	Response
Wt Linear	Amt = b + Rsp/ml	Response

Data File: \\cansvr11\dd\chem\MSV\a3ux15.i\C80902IC.b\UXC28039.D
Report Date: 03-Sep-2008 12:27

TestAmerica North Canton

CONTINUING CALIBRATION COMPOUNDS

Instrument ID: a3ux15.i Injection Date: 02-SEP-2008 15:04
Lab File ID: UXC28039.D Init. Cal. Date(s): 05-MAY-2008 02-SEP-2008
Analysis Type: WATER Init. Cal. Times: 18:34 14:18
Lab Sample ID: 50NGA9-CC Quant Type: ISTD
Method: \\cansvr11\dd\chem\MSV\a3ux15.i\C80902IC.b\8260LLUX15.m

COMPOUND	RRF / AMOUNT	RF50	CCAL RRF50	MIN RRF	%D / %DRIFT	MAX %D / %DRIFT	CURVE TYPE	
14 Dichlorofluoromethane	0.50944	0.46442	0.46442	0.010	8.83800	50.00000	Averaged	
89 Ethyl Ether	0.20036	0.23608	0.23608	0.010	-17.82715	50.00000	Averaged	
91 3-Chloropropene	0.12607	0.13852	0.13852	0.010	-9.88038	50.00000	Averaged	
92 Isopropyl Ether	0.23466	0.23251	0.23251	0.010	0.91608	50.00000	Averaged	
93 2-Chloro-1,3-butadiene	0.34997	0.38551	0.38551	0.010	-10.15283	50.00000	Averaged	
94 Propionitrile	100	143	0.03863	0.010	-43.15481	0.000e+000	Wt Linear	NA
95 Ethyl Acetate	0.18608	0.23568	0.23568	0.010	-26.65517	50.00000	Averaged	NA
96 Methacrylonitrile	0.13867	0.17776	0.17776	0.010	-28.19112	50.00000	Averaged	NA
97 Isobutanol	0.00686	0.01244	0.01244	0.010	-81.30601	50.00000	Averaged	<-NA
99 n-Butanol	1000	2255	0.01329	0.010	-126	0.000e+000	Wt Linear	NA
100 Methyl Methacrylate	0.18069	0.21609	0.21609	0.010	-19.59539	50.00000	Averaged	
101 2-Nitropropane	100	71.29555	0.04526	0.010	28.70445	0.000e+000	Wt Linear	NA
103 Cyclohexanone	0.06091	0.04349	0.04349	0.010	28.59512	50.00000	Averaged	NA
146 2-Methylnaphthalene	1.36139	0.26181	0.26181	0.010	80.76865	50.00000	Averaged	<- NA
155 tert-Butyl Ethyl Ether	0.73645	0.73594	0.73594	0.010	0.06931	50.00000	Averaged	
156 tert-Amyl Methyl Ether	0.65241	0.62377	0.62377	0.010	4.38938	50.00000	Averaged	
157 1,2,3-Trimethylbezene	0.93426	1.06149	1.06149	0.010	-13.61893	50.00000	Averaged	

5A

VOLATILE ORGANIC GC/MS TUNING AND MASS CALIBRATION - BROMOFLUOROBENZENE (BFB)

Lab Name: NORTH CANTON Contract:

Lab Code: TALCAN Case No.: SAS No.: SDG No.: 8H22130

Lab File ID: BFB010 BFB Injection Date: 09/03/08

Instrument ID: A3UX15 BFB Injection Time: 0859

Matrix: (soil/water) WATER Level: (low/med) LOW Column: (pack/cap) CAP

m/e	ION ABUNDANCE CRITERIA	% RELATIVE ABUNDANCE
50	15.0 - 40.0% of mass 95	21.0
75	30.0 - 60.0% of mass 95	50.9
95	Base Peak, 100% relative abundance	100.0
96	5.0 - 9.0% of mass 95	6.5
173	Less than 2.0% of mass 174	0.3 (0.4)1
174	50.0 - 100.0% of mass 95	74.8
175	5.0 - 9.0% of mass 174	5.1 (6.8)1
176	Greater than 95.0%, but less than 101.0% of mass 174	72.6 (97.1)1
177	5.0 - 9.0% of mass 176	4.6 (6.4)2

1-Value is % of mass 174 2-Value is % of mass 176

THIS TUNE APPLIES TO THE FOLLOWING SAMPLES, MS, MSD, BLANKS, AND STANDARDS:

	EPA SAMPLE NO.	LAB SAMPLE ID	LAB FILE ID	DATE ANALYZED	TIME ANALYZED
01	VSTD010	50NGA9-CC	UXC28061	09/03/08	0921
02	VSTD010	50NG-CC	UXC28062	09/03/08	0944
03	KV8VM-CHK	KV8VM1AC	UXC28063	09/03/08	1007
04	KV8VM-CKDUP	KV8VM1AD	UXC28064	09/03/08	1030
05	KV8VM-BLK	KV8VM1AA	UXC28065	09/03/08	1053
06	TB-082508	KVRA41AA	UXC28071	09/03/08	1311
07	DMW-16D-0825	KVRA71CK	UXC28073	09/03/08	1357
08					
09					
10					
11					
12					
13					
14					
15					
16					
17					
18					
19					
20					
21					
22					

Report Date: 04-Sep-2008 10:47

Calibration History

Method : \\cansvr11\dd\chem\MSV\a3ux15.i\C80903A.b\8260LLUX15.m
Start Cal Date: 05-MAY-2008 18:34
End Cal Date : 02-SEP-2008 14:18
Last Cal Level: 6
Last Cal Type : Continuing Calibration

Initial Calibration

Injection Date	Sublist	Calibration File
Cal Level: 1 , Cal Amount: 5.00000		
02-SEP-2008 14:18	2-8260+86	\\cansvr11\dd\chem\MSV\a3ux15.i\C80902IC.b\UXC28037.D
13-AUG-2008 02:18	3-IX	\\cansvr11\dd\chem\MSV\a3ux15.i\C80812B.b\UXC27537.D
Cal Level: 2 , Cal Amount: 10.00000		
02-SEP-2008 13:55	2-8260+86	\\cansvr11\dd\chem\MSV\a3ux15.i\C80902IC.b\UXC28036.D
13-AUG-2008 01:55	3-IX	\\cansvr11\dd\chem\MSV\a3ux15.i\C80812B.b\UXC27536.D
Cal Level: 3 , Cal Amount: 25.00000		
02-SEP-2008 13:32	2-8260+86	\\cansvr11\dd\chem\MSV\a3ux15.i\C80902IC.b\UXC28035.D
13-AUG-2008 01:32	3-IX	\\cansvr11\dd\chem\MSV\a3ux15.i\C80812B.b\UXC27535.D
Cal Level: 4 , Cal Amount: 50.00000		
02-SEP-2008 13:09	2-8260+86	\\cansvr11\dd\chem\MSV\a3ux15.i\C80902IC.b\UXC28034.D
13-AUG-2008 01:08	3-IX	\\cansvr11\dd\chem\MSV\a3ux15.i\C80812B.b\UXC27534.D
Cal Level: 5 , Cal Amount: 100.00000		
02-SEP-2008 12:46	2-8260+86	\\cansvr11\dd\chem\MSV\a3ux15.i\C80902IC.b\UXC28033.D
13-AUG-2008 00:45	3-IX	\\cansvr11\dd\chem\MSV\a3ux15.i\C80812B.b\UXC27533.D
Cal Level: 6 , Cal Amount: 200.00000		
02-SEP-2008 12:23	2-8260+86	\\cansvr11\dd\chem\MSV\a3ux15.i\C80902IC.b\UXC28032.D
13-AUG-2008 00:22	3-IX	

\\cansvr11\dd\chem\MSV\a3ux15.i\C80812B.b\UXC27532.D		

Continuing Calibration
Ccal Level Mode: GLOBAL LEVEL 4

03-SEP-2008 09:44	2-8260	\\cansvr11\dd\chem\MSV\a3ux15.i\C80903A.b\UXC28062.D
03-SEP-2008 09:21	3-IX	\\cansvr11\dd\chem\MSV\a3ux15.i\C80903A.b\UXC28061.D

Data File: \\cansvr11\dd\chem\MSV\a3ux15.i\C80903A.b\UXC28061.D
Report Date: 03-Sep-2008 09:45

TestAmerica North Canton

CONTINUING CALIBRATION COMPOUNDS

Instrument ID: a3ux15.i Injection Date: 03-SEP-2008 09:21
Lab File ID: UXC28061.D Init. Cal. Date(s): 05-MAY-2008 02-SEP-2008
Analysis Type: WATER Init. Cal. Times: 18:34 14:18
Lab Sample ID: 50NGA9-CC Quant Type: ISTD
Method: \\cansvr11\dd\chem\MSV\a3ux15.i\C80903A.b\8260LLUX15.m

COMPOUND	RRF / AMOUNT	RF50	CCAL RRF50	MIN RRF	%D / %DRIFT	MAX %D / %DRIFT	CURVE TYPE	
14 Dichlorofluoromethane	0.50944	0.54667	0.54667	0.010	-7.30697	50.00000	Averaged	
89 Ethyl Ether	0.20036	0.23404	0.23404	0.010	-16.80892	50.00000	Averaged	
91 3-Chloropropene	0.12607	0.14371	0.14371	0.010	-13.99907	50.00000	Averaged	
92 Isopropyl Ether	0.23466	0.24284	0.24284	0.010	-3.48395	50.00000	Averaged	
93 2-Chloro-1,3-butadiene	0.34997	0.39456	0.39456	0.010	-12.73966	50.00000	Averaged	
94 Propionitrile	100	126	0.03389	0.010	-26.16266	0.000e+000	Wt Linear	NA
95 Ethyl Acetate	0.18608	0.20694	0.20694	0.010	-11.21183	50.00000	Averaged	
96 Methacrylonitrile	0.13867	0.14865	0.14865	0.010	-7.19884	50.00000	Averaged	
97 Isobutanol	0.00686	0.00876	0.00876	0.010	-27.58629	50.00000	Averaged	<-NA
99 n-Butanol	1000	1308	0.00759	0.010	-30.82199	0.000e+000	Wt Linear	<-NA
100 Methyl Methacrylate	0.18069	0.19577	0.19577	0.010	-8.34443	50.00000	Averaged	
101 2-Nitropropane	100	70.92073	0.04501	0.010	29.07927	0.000e+000	Wt Linear	NA
103 Cyclohexanone	0.06091	0.01887	0.01887	0.010	69.02521	50.00000	Averaged	<-NA
146 2-Methylnaphthalene	1.36139	0.16585	0.16585	0.010	87.81763	50.00000	Averaged	<-
155 tert-Butyl Ethyl Ether	0.73645	0.76046	0.76046	0.010	-3.26049	50.00000	Averaged	
156 tert-Amyl Methyl Ether	0.65241	0.62170	0.62170	0.010	4.70715	50.00000	Averaged	
157 1,2,3-Trimethylbezene	0.93426	1.00193	1.00193	0.010	-7.24311	50.00000	Averaged	

Data File: \\cansvr11\dd\chem\MSV\a3ux15.i\C80903A.b\UXC28062.D
Report Date: 03-Sep-2008 09:45

TestAmerica North Canton

CONTINUING CALIBRATION COMPOUNDS

Instrument ID: a3ux15.i Injection Date: 03-SEP-2008 09:44
Lab File ID: UXC28062.D Init. Cal. Date(s): 05-MAY-2008 02-SEP-2008
Analysis Type: WATER Init. Cal. Times: 18:34 14:18
Lab Sample ID: 50NG-CC Quant Type: ISTD
Method: \\cansvr11\dd\chem\MSV\a3ux15.i\C80903A.b\8260LLUX15.m

COMPOUND	RRF / AMOUNT	RF50	CCAL RRF50	MIN RRF	%D / %DRIFT	MAX %D / %DRIFT	CURVE TYPE	
$ 4 Dibromofluoromethane	0.21620	0.21491	0.21491	0.010	0.60055	50.00000	Averaged	
$ 5 1,2-Dichloroethane-d4	0.29345	0.29349	0.29349	0.010	-0.01197	50.00000	Averaged	
$ 6 Toluene-d8	1.16290	1.16178	1.16178	0.010	0.09688	50.00000	Averaged	
$ 7 Bromofluorobenzene	0.46724	0.47567	0.47567	0.010	-1.80307	50.00000	Averaged	
8 Dichlorodifluoromethane	50.00000	47.07731	0.27493	0.010	5.84537	0.000e+000	Wt Linear	
9 Chloromethane	0.38015	0.36686	0.36686	0.100	3.49531	50.00000	Averaged	
10 Vinyl Chloride	0.37558	0.36292	0.36292	0.010	3.36960	20.00000	Averaged	
11 Bromomethane	0.18843	0.20942	0.20942	0.010	-11.13898	50.00000	Averaged	
12 Chloroethane	0.24208	0.24265	0.24265	0.010	-0.23622	50.00000	Averaged	
13 Trichlorofluoromethane	50.00000	53.84333	0.36935	0.010	-7.68666	0.000e+000	Wt Linear	
15 Acrolein	0.02608	0.02408	0.02408	0.010	7.68196	50.00000	Averaged	NA
16 Acetone	100	94.97212	0.08533	0.010	5.02788	0.000e+000	Wt Linear	
17 1,1-Dichloroethene	0.20598	0.20556	0.20556	0.010	0.20746	20.00000	Averaged	
18 Freon-113	0.14666	0.15302	0.15302	0.010	-4.33578	50.00000	Averaged	
19 Iodomethane	0.30778	0.31394	0.31394	0.010	-2.00271	50.00000	Averaged	
20 Carbon Disulfide	0.55765	0.55252	0.55252	0.010	0.91964	50.00000	Averaged	
21 Methylene Chloride	50.00000	48.36762	0.28874	0.010	3.26476	0.000e+000	Wt Linear	
22 Acetonitrile	0.03285	0.02715	0.02715	0.010	17.35512	50.00000	Averaged	NA
23 Acrylonitrile	0.09833	0.09358	0.09358	0.010	4.82476	50.00000	Averaged	
24 Methyl tert-butyl ether	0.68830	0.68732	0.68732	0.010	0.14216	50.00000	Averaged	
25 trans-1,2-Dichloroethene	0.25728	0.25746	0.25746	0.010	-0.06743	50.00000	Averaged	
26 Hexane	0.05093	0.05118	0.05118	0.010	-0.49244	20.00000	Averaged	
27 Vinyl acetate	0.31294	0.26508	0.26508	0.010	15.29459	50.00000	Averaged	
28 1,1-Dichloroethane	0.48239	0.49149	0.49149	0.100	-1.88495	50.00000	Averaged	
29 tert-Butyl Alcohol	0.02082	0.01686	0.01686	0.010	19.03515	50.00000	Averaged	
30 2-Butanone	0.11604	0.10436	0.10436	0.010	10.06868	50.00000	Averaged	
M 31 1,2-Dichloroethene (total)	0.26827	0.27174	0.27174	0.010	-1.29275	50.00000	Averaged	
32 cis-1,2-dichloroethene	0.27926	0.28602	0.28602	0.010	-2.42194	50.00000	Averaged	
33 2,2-Dichloropropane	0.23750	0.25678	0.25678	0.010	-8.11909	50.00000	Averaged	
34 Bromochloromethane	0.13037	0.13597	0.13597	0.010	-4.29345	50.00000	Averaged	
35 Chloroform	0.47901	0.48766	0.48766	0.010	-1.80644	20.00000	Averaged	
36 Tetrahydrofuran	0.07740	0.06936	0.06936	0.010	10.39155	50.00000	Averaged	
37 1,1,1-Trichloroethane	0.36472	0.38783	0.38783	0.010	-6.33497	50.00000	Averaged	
38 1,1-Dichloropropene	0.36563	0.37573	0.37573	0.010	-2.76108	50.00000	Averaged	
39 Carbon Tetrachloride	0.29320	0.32197	0.32197	0.010	-9.81373	50.00000	Averaged	
40 1,2-Dichloroethane	0.38321	0.39667	0.39667	0.010	-3.51239	50.00000	Averaged	
41 Benzene	1.17877	1.11701	1.11701	0.010	5.23912	50.00000	Averaged	
42 Trichloroethene	0.27927	0.27910	0.27910	0.010	0.06132	50.00000	Averaged	
43 1,2-Dichloropropane	0.27782	0.28069	0.28069	0.010	-1.03261	20.00000	Averaged	
44 1,4-Dioxane	0.00255	0.00215	0.00215	0.010	15.55696	50.00000	Averaged	<- NA
45 Dibromomethane	0.15180	0.15505	0.15505	0.010	-2.13710	50.00000	Averaged	
46 Bromodichloromethane	0.32712	0.33826	0.33826	0.010	-3.40672	50.00000	Averaged	
47 2-Chloroethyl vinyl ether	0.14256	0.14030	0.14030	0.010	1.59055	50.00000	Averaged	

Data File: \\cansvr11\dd\chem\MSV\a3ux15.i\C80903A.b\UXC28062.D
Report Date: 03-Sep-2008 09:45

TestAmerica North Canton

CONTINUING CALIBRATION COMPOUNDS

Instrument ID: a3ux15.i Injection Date: 03-SEP-2008 09:44
Lab File ID: UXC28062.D Init. Cal. Date(s): 05-MAY-2008 02-SEP-2008
Analysis Type: WATER Init. Cal. Times: 18:34 14:18
Lab Sample ID: 50NG-CC Quant Type: ISTD
Method: \\cansvr11\dd\chem\MSV\a3ux15.i\C80903A.b\8260LLUX15.m

COMPOUND	RRF / AMOUNT	RF50	CCAL RRF50	MIN RRF	%D / %DRIFT	MAX %D / %DRIFT	CURVE TYPE
48 cis-1,3-Dichloropropene	50.00000	44.45301	0.39753	0.010	11.09397	0.000e+000	Wt Linear
49 4-Methyl-2-pentanone	0.24188	0.23730	0.23730	0.010	1.89683	50.00000	Averaged
50 Toluene	1.50294	1.48866	1.48866	0.010	0.95065	20.00000	Averaged
51 trans-1,3-Dichloropropene	50.00000	45.26878	0.45215	0.010	9.46243	0.000e+000	Wt Linear
52 Ethyl Methacrylate	50.00000	45.05951	0.37271	0.010	9.88097	0.000e+000	Wt Linear
53 1,1,2-Trichloroethane	0.30401	0.29776	0.29776	0.010	2.05562	50.00000	Averaged
54 1,3-Dichloropropane	0.55539	0.54364	0.54364	0.010	2.11464	50.00000	Averaged
55 Tetrachloroethene	0.27089	0.26790	0.26790	0.010	1.10202	50.00000	Averaged
56 2-Hexanone	0.20450	0.19724	0.19724	0.010	3.54900	50.00000	Averaged
57 Dibromochloromethane	0.29451	0.29329	0.29329	0.010	0.41387	50.00000	Averaged
58 1,2-Dibromoethane	0.29385	0.29589	0.29589	0.010	-0.69529	50.00000	Averaged
59 Chlorobenzene	1.01681	0.99965	0.99965	0.300	1.68731	50.00000	Averaged
60 1,1,1,2-Tetrachloroethane	0.32932	0.32960	0.32960	0.010	-0.08534	50.00000	Averaged
61 Ethylbenzene	0.55051	0.55654	0.55654	0.010	-1.09508	20.00000	Averaged
62 m + p-Xylene	0.70004	0.69872	0.69872	0.010	0.18878	50.00000	Averaged
M 63 Xylenes (total)	0.69521	0.69480	0.69480	0.010	0.05961	50.00000	Averaged
64 Xylene-o	0.68555	0.68695	0.68695	0.010	-0.20437	50.00000	Averaged
65 Styrene	50.00000	45.39635	1.18008	0.010	9.20731	0.000e+000	Wt Linear
66 Bromoform	50.00000	42.91038	0.17956	0.100	14.17923	0.000e+000	Wt Linear
67 Isopropylbenzene	1.53240	1.52880	1.52880	0.010	0.23524	50.00000	Averaged
68 1,1,2,2-Tetrachloroethane	0.83774	0.81571	0.81571	0.300	2.62988	50.00000	Averaged
69 1,4-Dichloro-2-butene	0.23445	0.24708	0.24708	0.010	-5.38681	50.00000	Averaged
70 1,2,3-Trichloropropane	0.25351	0.25139	0.25139	0.010	0.83608	50.00000	Averaged
71 Bromobenzene	0.83608	0.82930	0.82930	0.010	0.81109	50.00000	Averaged
72 n-Propylbenzene	0.98573	0.99512	0.99512	0.010	-0.95291	50.00000	Averaged
73 2-Chlorotoluene	0.82087	0.82575	0.82575	0.010	-0.59435	50.00000	Averaged
74 1,3,5-Trimethylbenzene	2.93500	2.93533	2.93533	0.010	-0.01139	50.00000	Averaged
75 4-Chlorotoluene	0.84412	0.84755	0.84755	0.010	-0.40693	50.00000	Averaged
76 tert-Butylbenzene	2.60093	2.54820	2.54820	0.010	2.02755	50.00000	Averaged
77 1,2,4-Trimethylbenzene	2.96876	2.95278	2.95278	0.010	0.53835	50.00000	Averaged
78 sec-Butylbenzene	3.74996	3.72189	3.72189	0.010	0.74855	50.00000	Averaged
79 4-Isopropyltoluene	3.01361	2.96014	2.96014	0.010	1.77444	50.00000	Averaged
80 1,3-Dichlorobenzene	1.56844	1.52708	1.52708	0.010	2.63693	50.00000	Averaged
81 1,4-Dichlorobenzene	1.63847	1.55999	1.55999	0.010	4.78973	50.00000	Averaged
82 n-Butylbenzene	2.76635	2.65867	2.65867	0.010	3.89247	50.00000	Averaged
83 1,2-Dichlorobenzene	1.50540	1.38562	1.38562	0.010	7.95678	50.00000	Averaged
84 1,2-Dibromo-3-chloropropane	50.00000	37.77152	0.10086	0.010	24.45697	0.000e+000	Wt Linear
85 1,2,4-Trichlorobenzene	0.82355	0.61189	0.61189	0.010	25.70099	50.00000	Averaged
86 Hexachlorobutadiene	0.36621	0.30855	0.30855	0.010	15.74429	50.00000	Averaged
87 Naphthalene	2.14091	1.43664	1.43664	0.010	32.89560	50.00000	Averaged
88 1,2,3-Trichlorobenzene	0.72632	0.45622	0.45622	0.010	37.18739	50.00000	Averaged
98 Cyclohexane	0.51085	0.51844	0.51844	0.010	-1.48479	50.00000	Averaged
143 Methyl Acetate	0.21948	0.20716	0.20716	0.010	5.61131	50.00000	Averaged

Data File: \\cansvr11\dd\chem\MSV\a3ux15.i\C80903A.b\UXC28062.D
Report Date: 03-Sep-2008 09:45

TestAmerica North Canton

CONTINUING CALIBRATION COMPOUNDS

Instrument ID: a3ux15.i Injection Date: 03-SEP-2008 09:44
Lab File ID: UXC28062.D Init. Cal. Date(s): 05-MAY-2008 02-SEP-2008
Analysis Type: WATER Init. Cal. Times: 18:34 14:18
Lab Sample ID: 50NG-CC Quant Type: ISTD
Method: \\cansvr11\dd\chem\MSV\a3ux15.i\C80903A.b\8260LLUX15.m

COMPOUND	RRF / AMOUNT	RF50	CCAL RRF50	MIN RRF	%D / %DRIFT	MAX %D / %DRIFT	CURVE TYPE
144 Methylcyclohexane	0.50501	0.50909	0.50909	0.010	-0.80802	50.00000	Averaged
141 1,3,5-Trichlorobenzene	0.90485	0.76997	0.76997	0.010	14.90610	50.00000	Averaged

5A
VOLATILE ORGANIC GC/MS TUNING AND MASS CALIBRATION - BROMOFLUOROBENZENE (BFB)

Lab Name: NORTH CANTON Contract:

Lab Code: TALCAN Case No.: SAS No.: SDG No.: 8H22130

Lab File ID: BFB011 BFB Injection Date: 09/03/08

Instrument ID: A3UX15 BFB Injection Time: 1940

Matrix: (soil/water) WATER Level: (low/med) LOW Column: (pack/cap) CAP

m/e	ION ABUNDANCE CRITERIA	% RELATIVE ABUNDANCE
50	15.0 - 40.0% of mass 95	21.1
75	30.0 - 60.0% of mass 95	52.8
95	Base Peak, 100% relative abundance	100.0
96	5.0 - 9.0% of mass 95	6.3
173	Less than 2.0% of mass 174	0.5 (0.6)1
174	50.0 - 100.0% of mass 95	78.9
175	5.0 - 9.0% of mass 174	5.7 (7.2)1
176	Greater than 95.0%, but less than 101.0% of mass 174	76.1 (96.4)1
177	5.0 - 9.0% of mass 176	4.7 (6.2)2

1-Value is % of mass 174 2-Value is % of mass 176

THIS TUNE APPLIES TO THE FOLLOWING SAMPLES, MS, MSD, BLANKS, AND STANDARDS:

	EPA SAMPLE NO.	LAB SAMPLE ID	LAB FILE ID	DATE ANALYZED	TIME ANALYZED
01	VSTD010	50NGA9-CC	UXC28088	09/03/08	2025
02	VSTD010	50NG-CC	UXC28089	09/03/08	2048
03	KV8V8-CHK	KV8V81AC	UXC28090	09/03/08	2110
04	KV8V8-CKDUP	KV8V81AD	UXC28091	09/03/08	2133
05	KV8V8-BLK	KV8V81AA	UXC28092	09/03/08	2155
06	TB-082608	KVVGN1AA	UXC28099	09/04/08	0035
07	MW-6-082608	KVVG61CL	UXC28102	09/04/08	0143
08					
09					
10					
11					
12					
13					
14					
15					
16					
17					
18					
19					
20					
21					
22					

Report Date: 04-Sep-2008 11:31

Calibration History

Method : \\cansvr11\dd\chem\MSV\a3ux15.i\C80903B.b\8260LLUX15.m
Start Cal Date: 05-MAY-2008 18:34
End Cal Date : 02-SEP-2008 14:18
Last Cal Level: 6
Last Cal Type : Continuing Calibration

Initial Calibration

Injection Date	Sublist	Calibration File
Cal Level: 1 , Cal Amount: 5.00000		
02-SEP-2008 14:18	2-8260+86	\\cansvr11\dd\chem\MSV\a3ux15.i\C80902IC.b\UXC28037.D
13-AUG-2008 02:18	3-IX	\\cansvr11\dd\chem\MSV\a3ux15.i\C80812B.b\UXC27537.D
Cal Level: 2 , Cal Amount: 10.00000		
02-SEP-2008 13:55	2-8260+86	\\cansvr11\dd\chem\MSV\a3ux15.i\C80902IC.b\UXC28036.D
13-AUG-2008 01:55	3-IX	\\cansvr11\dd\chem\MSV\a3ux15.i\C80812B.b\UXC27536.D
Cal Level: 3 , Cal Amount: 25.00000		
02-SEP-2008 13:32	2-8260+86	\\cansvr11\dd\chem\MSV\a3ux15.i\C80902IC.b\UXC28035.D
13-AUG-2008 01:32	3-IX	\\cansvr11\dd\chem\MSV\a3ux15.i\C80812B.b\UXC27535.D
Cal Level: 4 , Cal Amount: 50.00000		
02-SEP-2008 13:09	2-8260+86	\\cansvr11\dd\chem\MSV\a3ux15.i\C80902IC.b\UXC28034.D
13-AUG-2008 01:08	3-IX	\\cansvr11\dd\chem\MSV\a3ux15.i\C80812B.b\UXC27534.D
Cal Level: 5 , Cal Amount: 100.00000		
02-SEP-2008 12:46	2-8260+86	\\cansvr11\dd\chem\MSV\a3ux15.i\C80902IC.b\UXC28033.D
13-AUG-2008 00:45	3-IX	\\cansvr11\dd\chem\MSV\a3ux15.i\C80812B.b\UXC27533.D
Cal Level: 6 , Cal Amount: 200.00000		
02-SEP-2008 12:23	2-8260+86	\\cansvr11\dd\chem\MSV\a3ux15.i\C80902IC.b\UXC28032.D
13-AUG-2008 00:22	3-IX	

\\cansvr11\dd\chem\MSV\a3ux15.i\C80812B.b\UXC27532.D		

Continuing Calibration
Ccal Level Mode: GLOBAL LEVEL 4

03-SEP-2008 20:48	2-8260	
\\cansvr11\dd\chem\MSV\a3ux15.i\C80903B.b\UXC28089.D		
03-SEP-2008 20:25	3-IX	
\\cansvr11\dd\chem\MSV\a3ux15.i\C80903B.b\UXC28088.D		

Data File: \\cansvr11\dd\chem\MSV\a3ux15.i\C80903B.b\UXC28088.D
Report Date: 03-Sep-2008 20:39

TestAmerica North Canton

CONTINUING CALIBRATION COMPOUNDS

Instrument ID: a3ux15.i Injection Date: 03-SEP-2008 20:25
Lab File ID: UXC28088.D Init. Cal. Date(s): 05-MAY-2008 02-SEP-2008
Analysis Type: WATER Init. Cal. Times: 18:34 14:18
Lab Sample ID: 50NGA9-CC Quant Type: ISTD
Method: \\cansvr11\dd\chem\MSV\a3ux15.i\C80903B.b\8260LLUX15.m

COMPOUND	RRF / AMOUNT	RF50	CCAL RRF50	MIN RRF	%D / %DRIFT	MAX %D / %DRIFT	CURVE TYPE	
14 Dichlorofluoromethane	0.50944	0.50717	0.50717	0.010	0.44605	50.00000	Averaged	
89 Ethyl Ether	0.20036	0.23344	0.23344	0.010	-16.51204	50.00000	Averaged	
91 3-Chloropropene	0.12607	0.12280	0.12280	0.010	2.58701	50.00000	Averaged	
92 Isopropyl Ether	0.23466	0.22655	0.22655	0.010	3.45440	50.00000	Averaged	
93 2-Chloro-1,3-butadiene	0.34997	0.37623	0.37623	0.010	-7.50220	50.00000	Averaged	
94 Propionitrile	100	116	0.03103	0.010	-15.88405	0.000e+000	Wt Linear	NA
95 Ethyl Acetate	0.18608	0.19759	0.19759	0.010	-6.18679	50.00000	Averaged	
96 Methacrylonitrile	0.13867	0.15636	0.15636	0.010	-12.75486	50.00000	Averaged	
97 Isobutanol	0.00686	0.00863	0.00863	0.010	-25.70579	50.00000	Averaged	<- NA
99 n-Butanol	1000	1066	0.00613	0.010	-6.59237	0.000e+000	Wt Linear	<- NA
100 Methyl Methacrylate	0.18069	0.18665	0.18665	0.010	-3.30025	50.00000	Averaged	
101 2-Nitropropane	100	63.44319	0.03993	0.010	36.55681	0.000e+000	Wt Linear	NA
103 Cyclohexanone	0.06091	0.07040	0.07040	0.010	-15.58400	50.00000	Averaged	
146 2-Methylnaphthalene	1.36139	0.44465	0.44465	0.010	67.33843	50.00000	Averaged	<-
155 tert-Butyl Ethyl Ether	0.73645	0.71029	0.71029	0.010	3.55272	50.00000	Averaged	
156 tert-Amyl Methyl Ether	0.65241	0.58597	0.58597	0.010	10.18290	50.00000	Averaged	
157 1,2,3-Trimethylbezene	0.93426	0.78939	0.78939	0.010	15.50658	50.00000	Averaged	

Data File: \\cansvr11\dd\chem\MSV\a3ux15.i\C80903B.b\UXC28089.D
Report Date: 03-Sep-2008 21:01

TestAmerica North Canton

CONTINUING CALIBRATION COMPOUNDS

Instrument ID: a3ux15.i Injection Date: 03-SEP-2008 20:48
Lab File ID: UXC28089.D Init. Cal. Date(s): 05-MAY-2008 02-SEP-2008
Analysis Type: WATER Init. Cal. Times: 18:34 14:18
Lab Sample ID: 50NG-CC Quant Type: ISTD
Method: \\cansvr11\dd\chem\MSV\a3ux15.i\C80903B.b\8260LLUX15.m

COMPOUND	RRF / AMOUNT	RF50	CCAL RRF50	MIN RRF	%D / %DRIFT	MAX %D / %DRIFT	CURVE TYPE	
$ 4 Dibromofluoromethane	0.21620	0.21482	0.21482	0.010	0.64079	50.00000	Averaged	
$ 5 1,2-Dichloroethane-d4	0.29345	0.29534	0.29534	0.010	-0.64194	50.00000	Averaged	
$ 6 Toluene-d8	1.16290	1.17054	1.17054	0.010	-0.65708	50.00000	Averaged	
$ 7 Bromofluorobenzene	0.46724	0.46357	0.46357	0.010	0.78661	50.00000	Averaged	
8 Dichlorodifluoromethane	50.00000	44.10700	0.25673	0.010	11.78600	0.000e+000	Wt Linear	
9 Chloromethane	0.38015	0.37005	0.37005	0.100	2.65496	50.00000	Averaged	
10 Vinyl Chloride	0.37558	0.35953	0.35953	0.010	4.27217	20.00000	Averaged	
11 Bromomethane	0.18843	0.21113	0.21113	0.010	-12.04713	50.00000	Averaged	
12 Chloroethane	0.24208	0.24822	0.24822	0.010	-2.53562	50.00000	Averaged	
13 Trichlorofluoromethane	50.00000	50.36497	0.34429	0.010	-0.72993	0.000e+000	Wt Linear	
15 Acrolein	0.02608	0.03419	0.03419	0.010	31.09656	50.00000	Averaged	NA
16 Acetone	100	124	0.10857	0.010	-23.84859	0.000e+000	Wt Linear	
17 1,1-Dichloroethene	0.20598	0.19076	0.19076	0.010	7.39061	20.00000	Averaged	
18 Freon-113	0.14666	0.13218	0.13218	0.010	9.87500	50.00000	Averaged	
19 Iodomethane	0.30778	0.30136	0.30136	0.010	2.08635	50.00000	Averaged	
20 Carbon Disulfide	0.55765	0.49389	0.49389	0.010	11.43232	50.00000	Averaged	
21 Methylene Chloride	50.00000	45.84204	0.27429	0.010	8.31593	0.000e+000	Wt Linear	
22 Acetonitrile	0.03285	0.02871	0.02871	0.010	12.59480	50.00000	Averaged	NA
23 Acrylonitrile	0.09833	0.10131	0.10131	0.010	-3.03482	50.00000	Averaged	
24 Methyl tert-butyl ether	0.68830	0.67888	0.67888	0.010	1.36894	50.00000	Averaged	
25 trans-1,2-Dichloroethene	0.25728	0.25373	0.25373	0.010	1.38134	50.00000	Averaged	
26 Hexane	0.05093	0.04303	0.04303	0.010	15.51743	20.00000	Averaged	
27 Vinyl acetate	0.31294	0.22625	0.22625	0.010	27.69993	50.00000	Averaged	
28 1,1-Dichloroethane	0.48239	0.48306	0.48306	0.100	-0.13754	50.00000	Averaged	
29 tert-Butyl Alcohol	0.02082	0.01532	0.01532	0.010	26.43011	50.00000	Averaged	
30 2-Butanone	0.11604	0.11707	0.11707	0.010	-0.88708	50.00000	Averaged	
M 31 1,2-Dichloroethene (total)	0.26827	0.26602	0.26602	0.010	0.83990	50.00000	Averaged	
32 cis-1,2-dichloroethene	0.27926	0.27831	0.27831	0.010	0.34108	50.00000	Averaged	
33 2,2-Dichloropropane	0.23750	0.23259	0.23259	0.010	2.06796	50.00000	Averaged	
34 Bromochloromethane	0.13037	0.12534	0.12534	0.010	3.86166	50.00000	Averaged	
35 Chloroform	0.47901	0.47984	0.47984	0.010	-0.17440	20.00000	Averaged	
36 Tetrahydrofuran	0.07740	0.07002	0.07002	0.010	9.53657	50.00000	Averaged	
37 1,1,1-Trichloroethane	0.36472	0.37019	0.37019	0.010	-1.49917	50.00000	Averaged	
38 1,1-Dichloropropene	0.36563	0.34755	0.34755	0.010	4.94618	50.00000	Averaged	
39 Carbon Tetrachloride	0.29320	0.29646	0.29646	0.010	-1.11327	50.00000	Averaged	
40 1,2-Dichloroethane	0.38321	0.39444	0.39444	0.010	-2.93128	50.00000	Averaged	
41 Benzene	1.17877	1.09008	1.09008	0.010	7.52357	50.00000	Averaged	
42 Trichloroethene	0.27927	0.26823	0.26823	0.010	3.95192	50.00000	Averaged	
43 1,2-Dichloropropane	0.27782	0.27717	0.27717	0.010	0.23547	20.00000	Averaged	
44 1,4-Dioxane	0.00255	0.00212	0.00212	0.010	16.96106	50.00000	Averaged	<- NA
45 Dibromomethane	0.15180	0.15269	0.15269	0.010	-0.58505	50.00000	Averaged	
46 Bromodichloromethane	0.32712	0.32358	0.32358	0.010	1.08064	50.00000	Averaged	
47 2-Chloroethyl vinyl ether	0.14256	0.15050	0.15050	0.010	-5.56743	50.00000	Averaged	

Data File: \\cansvr11\dd\chem\MSV\a3ux15.i\C80903B.b\UXC28089.D
Report Date: 03-Sep-2008 21:01

TestAmerica North Canton

CONTINUING CALIBRATION COMPOUNDS

Instrument ID: a3ux15.i Injection Date: 03-SEP-2008 20:48
Lab File ID: UXC28089.D Init. Cal. Date(s): 05-MAY-2008 02-SEP-2008
Analysis Type: WATER Init. Cal. Times: 18:34 14:18
Lab Sample ID: 50NG-CC Quant Type: ISTD
Method: \\cansvr11\dd\chem\MSV\a3ux15.i\C80903B.b\8260LLUX15.m

COMPOUND	RRF / AMOUNT	RF50	CCAL RRF50	MIN RRF	%D / %DRIFT	MAX %D / %DRIFT	CURVE TYPE
48 cis-1,3-Dichloropropene	50.00000	42.60416	0.38006	0.010	14.79169	0.000e+000	Wt Linear
49 4-Methyl-2-pentanone	0.24188	0.25357	0.25357	0.010	-4.82967	50.00000	Averaged
50 Toluene	1.50294	1.44056	1.44056	0.010	4.15072	20.00000	Averaged
51 trans-1,3-Dichloropropene	50.00000	43.06161	0.42880	0.010	13.87677	0.000e+000	Wt Linear
52 Ethyl Methacrylate	50.00000	45.30565	0.37486	0.010	9.38871	0.000e+000	Wt Linear
53 1,1,2-Trichloroethane	0.30401	0.30311	0.30311	0.010	0.29725	50.00000	Averaged
54 1,3-Dichloropropane	0.55539	0.56082	0.56082	0.010	-0.97792	50.00000	Averaged
55 Tetrachloroethene	0.27089	0.24668	0.24668	0.010	8.93640	50.00000	Averaged
56 2-Hexanone	0.20450	0.21965	0.21965	0.010	-7.40921	50.00000	Averaged
57 Dibromochloromethane	0.29451	0.28393	0.28393	0.010	3.59461	50.00000	Averaged
58 1,2-Dibromoethane	0.29385	0.29399	0.29399	0.010	-0.04940	50.00000	Averaged
59 Chlorobenzene	1.01681	0.95704	0.95704	0.300	5.87821	50.00000	Averaged
60 1,1,1,2-Tetrachloroethane	0.32932	0.31915	0.31915	0.010	3.08866	50.00000	Averaged
61 Ethylbenzene	0.55051	0.51670	0.51670	0.010	6.14166	20.00000	Averaged
62 m + p-Xylene	0.70004	0.64644	0.64644	0.010	7.65707	50.00000	Averaged
M 63 Xylenes (total)	0.69521	0.64461	0.64461	0.010	7.27891	50.00000	Averaged
64 Xylene-o	0.68555	0.64095	0.64095	0.010	6.50639	50.00000	Averaged
65 Styrene	50.00000	43.80316	1.13644	0.010	12.39367	0.000e+000	Wt Linear
66 Bromoform	50.00000	39.90879	0.16620	0.100	20.18243	0.000e+000	Wt Linear
67 Isopropylbenzene	1.53240	1.37924	1.37924	0.010	9.99520	50.00000	Averaged
68 1,1,2,2-Tetrachloroethane	0.83774	0.81663	0.81663	0.300	2.51951	50.00000	Averaged
69 1,4-Dichloro-2-butene	0.23445	0.20827	0.20827	0.010	11.16811	50.00000	Averaged
70 1,2,3-Trichloropropane	0.25351	0.26269	0.26269	0.010	-3.61870	50.00000	Averaged
71 Bromobenzene	0.83608	0.82180	0.82180	0.010	1.70853	50.00000	Averaged
72 n-Propylbenzene	0.98573	0.93890	0.93890	0.010	4.75066	50.00000	Averaged
73 2-Chlorotoluene	0.82087	0.78262	0.78262	0.010	4.65953	50.00000	Averaged
74 1,3,5-Trimethylbenzene	2.93500	2.79908	2.79908	0.010	4.63090	50.00000	Averaged
75 4-Chlorotoluene	0.84412	0.81158	0.81158	0.010	3.85464	50.00000	Averaged
76 tert-Butylbenzene	2.60093	2.38363	2.38363	0.010	8.35482	50.00000	Averaged
77 1,2,4-Trimethylbenzene	2.96876	2.78805	2.78805	0.010	6.08715	50.00000	Averaged
78 sec-Butylbenzene	3.74996	3.39566	3.39566	0.010	9.44818	50.00000	Averaged
79 4-Isopropyltoluene	3.01361	2.71592	2.71592	0.010	9.87829	50.00000	Averaged
80 1,3-Dichlorobenzene	1.56844	1.44718	1.44718	0.010	7.73126	50.00000	Averaged
81 1,4-Dichlorobenzene	1.63847	1.49360	1.49360	0.010	8.84143	50.00000	Averaged
82 n-Butylbenzene	2.76635	2.40340	2.40340	0.010	13.12025	50.00000	Averaged
83 1,2-Dichlorobenzene	1.50540	1.34166	1.34166	0.010	10.87690	50.00000	Averaged
84 1,2-Dibromo-3-chloropropane	50.00000	37.62605	0.10046	0.010	24.74791	0.000e+000	Wt Linear
85 1,2,4-Trichlorobenzene	0.82355	0.55946	0.55946	0.010	32.06753	50.00000	Averaged
86 Hexachlorobutadiene	0.36621	0.25874	0.25874	0.010	29.34522	50.00000	Averaged
87 Naphthalene	2.14091	1.47753	1.47753	0.010	30.98596	50.00000	Averaged
88 1,2,3-Trichlorobenzene	0.72632	0.44949	0.44949	0.010	38.11432	50.00000	Averaged
98 Cyclohexane	0.51085	0.45581	0.45581	0.010	10.77559	50.00000	Averaged
143 Methyl Acetate	0.21948	0.22403	0.22403	0.010	-2.07274	50.00000	Averaged

Data File: \\cansvr11\dd\chem\MSV\a3ux15.i\C80903B.b\UXC28089.D
Report Date: 03-Sep-2008 21:01

TestAmerica North Canton

CONTINUING CALIBRATION COMPOUNDS

Instrument ID: a3ux15.i Injection Date: 03-SEP-2008 20:48
Lab File ID: UXC28089.D Init. Cal. Date(s): 05-MAY-2008 02-SEP-2008
Analysis Type: WATER Init. Cal. Times: 18:34 14:18
Lab Sample ID: 50NG-CC Quant Type: ISTD
Method: \\cansvr11\dd\chem\MSV\a3ux15.i\C80903B.b\8260LLUX15.m

COMPOUND	RRF / AMOUNT	RF50	CCAL RRF50	MIN RRF	%D / %DRIFT	MAX %D / %DRIFT	CURVE TYPE
144 Methylcyclohexane	0.50501	0.43786	0.43786	0.010	13.29659	50.00000	Averaged
141 1,3,5-Trichlorobenzene	0.90485	0.67592	0.67592	0.010	25.30018	50.00000	Averaged

5A

VOLATILE ORGANIC GC/MS TUNING AND MASS CALIBRATION - BROMOFLUOROBENZENE (BFB)

Lab Name: NORTH CANTON Contract:

Lab Code: TALCAN Case No.: SAS No.: SDG No.: 8H22130

Lab File ID: BFB012 BFB Injection Date: 09/04/08

Instrument ID: A3UX15 BFB Injection Time: 0905

Matrix: (soil/water) WATER Level: (low/med) LOW Column: (pack/cap) CAP

m/e	ION ABUNDANCE CRITERIA	% RELATIVE ABUNDANCE
50	15.0 - 40.0% of mass 95	20.5
75	30.0 - 60.0% of mass 95	53.3
95	Base Peak, 100% relative abundance	100.0
96	5.0 - 9.0% of mass 95	6.5
173	Less than 2.0% of mass 174	0.2 (0.3)1
174	50.0 - 100.0% of mass 95	73.8
175	5.0 - 9.0% of mass 174	4.7 (6.4)1
176	Greater than 95.0%, but less than 101.0% of mass 174	70.6 (95.5)1
177	5.0 - 9.0% of mass 176	4.3 (6.1)2

1-Value is % of mass 174 2-Value is % of mass 176

THIS TUNE APPLIES TO THE FOLLOWING SAMPLES, MS, MSD, BLANKS, AND STANDARDS:

	EPA SAMPLE NO.	LAB SAMPLE ID	LAB FILE ID	DATE ANALYZED	TIME ANALYZED
01	VSTD010	50NGA9-CC	UXC28115	09/04/08	1005
02	VSTD010	50NG-CC	UXC28116	09/04/08	1028
03	KWA4T-CHK	KWA4T1AC	UXC28117	09/04/08	1051
04	KWA4T-CKDUP	KWA4T1AD	UXC28118	09/04/08	1114
05	KWA4T-BLK	KWA4T1AA	UXC28119	09/04/08	1137
06	DMW-4I-08250	KVRA61CL	UXC28120	09/04/08	1223
07	DMW-4D-08250	KVRCD1CL	UXC28121	09/04/08	1246
08	DMW-14I-0825	KVRCG1CL	UXC28122	09/04/08	1309
09	DMW-4S-08250	KVRCJ1CL	UXC28123	09/04/08	1332
10	DMW-5I-08260	KVVGX1CL	UXC28130	09/04/08	1612
11	DMW-5S-08260	KVVG41CL	UXC28131	09/04/08	1635
12					
13					
14					
15					
16					
17					
18					
19					
20					
21					
22					

Report Date: 05-Sep-2008 08:59

Calibration History

Method : \\cansvr11\dd\chem\MSV\a3ux15.i\C80904A.b\8260LLUX15.m
Start Cal Date: 05-MAY-2008 18:34
End Cal Date : 02-SEP-2008 14:18
Last Cal Level: 6
Last Cal Type : Continuing Calibration

Initial Calibration

Injection Date	Sublist	Calibration File
Cal Level: 1 , Cal Amount: 5.00000		
02-SEP-2008 14:18	2-8260+86	\\cansvr11\dd\chem\MSV\a3ux15.i\C80902IC.b\UXC28037.D
13-AUG-2008 02:18	3-IX	\\cansvr11\dd\chem\MSV\a3ux15.i\C80812B.b\UXC27537.D
Cal Level: 2 , Cal Amount: 10.00000		
02-SEP-2008 13:55	2-8260+86	\\cansvr11\dd\chem\MSV\a3ux15.i\C80902IC.b\UXC28036.D
13-AUG-2008 01:55	3-IX	\\cansvr11\dd\chem\MSV\a3ux15.i\C80812B.b\UXC27536.D
Cal Level: 3 , Cal Amount: 25.00000		
02-SEP-2008 13:32	2-8260+86	\\cansvr11\dd\chem\MSV\a3ux15.i\C80902IC.b\UXC28035.D
13-AUG-2008 01:32	3-IX	\\cansvr11\dd\chem\MSV\a3ux15.i\C80812B.b\UXC27535.D
Cal Level: 4 , Cal Amount: 50.00000		
02-SEP-2008 13:09	2-8260+86	\\cansvr11\dd\chem\MSV\a3ux15.i\C80902IC.b\UXC28034.D
13-AUG-2008 01:08	3-IX	\\cansvr11\dd\chem\MSV\a3ux15.i\C80812B.b\UXC27534.D
Cal Level: 5 , Cal Amount: 100.00000		
02-SEP-2008 12:46	2-8260+86	\\cansvr11\dd\chem\MSV\a3ux15.i\C80902IC.b\UXC28033.D
13-AUG-2008 00:45	3-IX	\\cansvr11\dd\chem\MSV\a3ux15.i\C80812B.b\UXC27533.D
Cal Level: 6 , Cal Amount: 200.00000		
02-SEP-2008 12:23	2-8260+86	\\cansvr11\dd\chem\MSV\a3ux15.i\C80902IC.b\UXC28032.D
13-AUG-2008 00:22	3-IX	

\\cansvr11\dd\chem\MSV\a3ux15.i\C80812B.b\UXC27532.D		

Continuing Calibration
Ccal Level Mode: GLOBAL LEVEL 4

04-SEP-2008 10:28	2-8260	\\cansvr11\dd\chem\MSV\a3ux15.i\C80904A.b\UXC28116.D
04-SEP-2008 10:05	3-IX	\\cansvr11\dd\chem\MSV\a3ux15.i\C80904A.b\UXC28115.D

Data File: \\cansvr11\dd\chem\MSV\a3ux15.i\C80904A.b\UXC28115.D
Report Date: 04-Sep-2008 10:19

TestAmerica North Canton

CONTINUING CALIBRATION COMPOUNDS

Instrument ID: a3ux15.i Injection Date: 04-SEP-2008 10:05
Lab File ID: UXC28115.D Init. Cal. Date(s): 05-MAY-2008 02-SEP-2008
Analysis Type: WATER Init. Cal. Times: 18:34 14:18
Lab Sample ID: 50NGA9-CC Quant Type: ISTD
Method: \\cansvr11\dd\chem\MSV\a3ux15.i\C80904A.b\8260LLUX15.m

COMPOUND	RRF / AMOUNT	RF50	CCAL RRF50	MIN RRF	%D / %DRIFT	MAX %D / %DRIFT	CURVE TYPE	
14 Dichlorofluoromethane	0.50944	0.51675	0.51675	0.010	-1.43341	50.00000	Averaged	
89 Ethyl Ether	0.20036	0.23850	0.23850	0.010	-19.03830	50.00000	Averaged	
91 3-Chloropropene	0.12607	0.14583	0.14583	0.010	-15.67469	50.00000	Averaged	
92 Isopropyl Ether	0.23466	0.24993	0.24993	0.010	-6.50867	50.00000	Averaged	
93 2-Chloro-1,3-butadiene	0.34997	0.39869	0.39869	0.010	-13.91915	50.00000	Averaged	
94 Propionitrile	100	133	0.03592	0.010	33.42709	0.000e+000	Wt Linear	NA
95 Ethyl Acetate	0.18608	0.24156	0.24156	0.010	-29.81367	50.00000	Averaged	NA
96 Methacrylonitrile	0.13867	0.16919	0.16919	0.010	-22.01156	50.00000	Averaged	
97 Isobutanol	0.00686	0.00931	0.00931	0.010	-35.65170	50.00000	Averaged	<- NA
99 n-Butanol	1000	1245	0.00721	0.010	-24.45925	0.000e+000	Wt Linear	<- NA
100 Methyl Methacrylate	0.18069	0.23603	0.23603	0.010	-30.63004	50.00000	Averaged	NA
101 2-Nitropropane	100	72.21366	0.04589	0.010	27.78634	0.000e+000	Wt Linear	NA
103 Cyclohexanone	0.06091	0.05208	0.05208	0.010	14.49804	50.00000	Averaged	
146 2-Methylnaphthalene	1.36139	0.15371	0.15371	0.010	88.70913	50.00000	Averaged	<-
155 tert-Butyl Ethyl Ether	0.73645	0.75737	0.75737	0.010	-2.84121	50.00000	Averaged	
156 tert-Amyl Methyl Ether	0.65241	0.61697	0.61697	0.010	5.43144	50.00000	Averaged	
157 1,2,3-Trimethylbezene	0.93426	0.95521	0.95521	0.010	-2.24218	50.00000	Averaged	

Data File: \\cansvr11\dd\chem\MSV\a3ux15.i\C80904A.b\UXC28116.D
Report Date: 04-Sep-2008 10:42

TestAmerica North Canton

CONTINUING CALIBRATION COMPOUNDS

Instrument ID: a3ux15.i Injection Date: 04-SEP-2008 10:28
Lab File ID: UXC28116.D Init. Cal. Date(s): 05-MAY-2008 02-SEP-2008
Analysis Type: WATER Init. Cal. Times: 18:34 14:18
Lab Sample ID: 50NG-CC Quant Type: ISTD
Method: \\cansvr11\dd\chem\MSV\a3ux15.i\C80904A.b\8260LLUX15.m

COMPOUND	RRF / AMOUNT	RF50	CCAL RRF50	MIN RRF	%D / %DRIFT	MAX %D / %DRIFT	CURVE TYPE	
$ 4 Dibromofluoromethane	0.21620	0.21087	0.21087	0.010	2.46871	50.00000	Averaged	
$ 5 1,2-Dichloroethane-d4	0.29345	0.28839	0.28839	0.010	1.72321	50.00000	Averaged	
$ 6 Toluene-d8	1.16290	1.17658	1.17658	0.010	-1.17617	50.00000	Averaged	
$ 7 Bromofluorobenzene	0.46724	0.47105	0.47105	0.010	-0.81441	50.00000	Averaged	
8 Dichlorodifluoromethane	50.00000	49.60716	0.29043	0.010	0.78567	0.000e+000	Wt Linear	
9 Chloromethane	0.38015	0.40063	0.40063	0.100	-5.38997	50.00000	Averaged	
10 Vinyl Chloride	0.37558	0.38164	0.38164	0.010	-1.61460	20.00000	Averaged	
11 Bromomethane	0.18843	0.19628	0.19628	0.010	-4.16664	50.00000	Averaged	
12 Chloroethane	0.24208	0.25286	0.25286	0.010	-4.45309	50.00000	Averaged	
13 Trichlorofluoromethane	50.00000	48.55612	0.33125	0.010	2.88776	0.000e+000	Wt Linear	
15 Acrolein	0.02608	0.03579	0.03579	0.010	-37.22078	50.00000	Averaged	NA
16 Acetone	100	102	0.09087	0.010	-1.85531	0.000e+000	Wt Linear	
17 1,1-Dichloroethene	0.20598	0.23921	0.23921	0.010	-16.13027	20.00000	Averaged	
18 Freon-113	0.14666	0.17637	0.17637	0.010	-20.25513	50.00000	Averaged	
19 Iodomethane	0.30778	0.35694	0.35694	0.010	-15.97225	50.00000	Averaged	
20 Carbon Disulfide	0.55765	0.67294	0.67294	0.010	-20.67467	50.00000	Averaged	
21 Methylene Chloride	50.00000	50.63556	0.30172	0.010	-1.27113	0.000e+000	Wt Linear	
22 Acetonitrile	0.03285	0.03187	0.03187	0.010	2.97875	50.00000	Averaged	NA
23 Acrylonitrile	0.09833	0.11212	0.11212	0.010	-14.03047	50.00000	Averaged	
24 Methyl tert-butyl ether	0.68830	0.70141	0.70141	0.010	-1.90477	50.00000	Averaged	
25 trans-1,2-Dichloroethene	0.25728	0.27034	0.27034	0.010	-5.07373	50.00000	Averaged	
26 Hexane	0.05093	0.06350	0.06350	0.010	-24.68947	20.00000	Averaged	<-
27 Vinyl acetate	0.31294	0.44082	0.44082	0.010	-40.86519	50.00000	Averaged	
28 1,1-Dichloroethane	0.48239	0.52292	0.52292	0.100	-8.40075	50.00000	Averaged	
29 tert-Butyl Alcohol	0.02082	0.01753	0.01753	0.010	15.81792	50.00000	Averaged	
30 2-Butanone	0.11604	0.11401	0.11401	0.010	1.74795	50.00000	Averaged	
M 31 1,2-Dichloroethene (total)	0.26827	0.28337	0.28337	0.010	-5.62697	50.00000	Averaged	
32 cis-1,2-dichloroethene	0.27926	0.29640	0.29640	0.010	-6.13679	50.00000	Averaged	
33 2,2-Dichloropropane	0.23750	0.25993	0.25993	0.010	-9.44333	50.00000	Averaged	
34 Bromochloromethane	0.13037	0.13735	0.13735	0.010	-5.35304	50.00000	Averaged	
35 Chloroform	0.47901	0.49474	0.49474	0.010	-3.28552	20.00000	Averaged	
36 Tetrahydrofuran	0.07740	0.07849	0.07849	0.010	-1.40700	50.00000	Averaged	
37 1,1,1-Trichloroethane	0.36472	0.39183	0.39183	0.010	-7.43191	50.00000	Averaged	
38 1,1-Dichloropropene	0.36563	0.39426	0.39426	0.010	-7.82991	50.00000	Averaged	
39 Carbon Tetrachloride	0.29320	0.34138	0.34138	0.010	-16.43443	50.00000	Averaged	
40 1,2-Dichloroethane	0.38321	0.40975	0.40975	0.010	-6.92771	50.00000	Averaged	
41 Benzene	1.17877	1.16361	1.16361	0.010	1.28605	50.00000	Averaged	
42 Trichloroethene	0.27927	0.27383	0.27383	0.010	1.94503	50.00000	Averaged	
43 1,2-Dichloropropane	0.27782	0.28997	0.28997	0.010	-4.37395	20.00000	Averaged	
44 1,4-Dioxane	0.00255	0.00236	0.00236	0.010	7.44281	50.00000	Averaged	<- NA
45 Dibromomethane	0.15180	0.16390	0.16390	0.010	-7.96991	50.00000	Averaged	
46 Bromodichloromethane	0.32712	0.33845	0.33845	0.010	-3.46393	50.00000	Averaged	
47 2-Chloroethyl vinyl ether	0.14256	0.15205	0.15205	0.010	-6.65064	50.00000	Averaged	

Data File: \\cansvr11\dd\chem\MSV\a3ux15.i\C80904A.b\UXC28116.D
Report Date: 04-Sep-2008 10:42

TestAmerica North Canton

CONTINUING CALIBRATION COMPOUNDS

Instrument ID: a3ux15.i Injection Date: 04-SEP-2008 10:28
Lab File ID: UXC28116.D Init. Cal. Date(s): 05-MAY-2008 02-SEP-2008
Analysis Type: WATER Init. Cal. Times: 18:34 14:18
Lab Sample ID: 50NG-CC Quant Type: ISTD
Method: \\cansvr11\dd\chem\MSV\a3ux15.i\C80904A.b\8260LLUX15.m

COMPOUND	RRF / AMOUNT	RF50	CCAL RRF50	MIN RRF	%D / %DRIFT	MAX %D / %DRIFT	CURVE TYPE
48 cis-1,3-Dichloropropene	50.00000	45.27246	0.40528	0.010	9.45508	0.000e+000	Wt Linear
49 4-Methyl-2-pentanone	0.24188	0.24204	0.24204	0.010	-0.06400	50.00000	Averaged
50 Toluene	1.50294	1.56877	1.56877	0.010	-4.38000	20.00000	Averaged
51 trans-1,3-Dichloropropene	50.00000	46.47713	0.46494	0.010	7.04574	0.000e+000	Wt Linear
52 Ethyl Methacrylate	50.00000	46.41670	0.38454	0.010	7.16660	0.000e+000	Wt Linear
53 1,1,2-Trichloroethane	0.30401	0.31189	0.31189	0.010	-2.59012	50.00000	Averaged
54 1,3-Dichloropropane	0.55539	0.57740	0.57740	0.010	-3.96281	50.00000	Averaged
55 Tetrachloroethene	0.27089	0.28526	0.28526	0.010	-5.30763	50.00000	Averaged
56 2-Hexanone	0.20450	0.21346	0.21346	0.010	-4.38031	50.00000	Averaged
57 Dibromochloromethane	0.29451	0.29592	0.29592	0.010	-0.47698	50.00000	Averaged
58 1,2-Dibromoethane	0.29385	0.30829	0.30829	0.010	-4.91319	50.00000	Averaged
59 Chlorobenzene	1.01681	1.01772	1.01772	0.300	-0.09024	50.00000	Averaged
60 1,1,1,2-Tetrachloroethane	0.32932	0.32900	0.32900	0.010	0.09893	50.00000	Averaged
61 Ethylbenzene	0.55051	0.56857	0.56857	0.010	-3.28032	20.00000	Averaged
62 m + p-Xylene	0.70004	0.70543	0.70543	0.010	-0.76938	50.00000	Averaged
M 63 Xylenes (total)	0.69521	0.70458	0.70458	0.010	-1.34676	50.00000	Averaged
64 Xylene-o	0.68555	0.70287	0.70287	0.010	-2.52607	50.00000	Averaged
65 Styrene	50.00000	46.53453	1.21126	0.010	6.93094	0.000e+000	Wt Linear
66 Bromoform	50.00000	42.85149	0.17930	0.100	14.29701	0.000e+000	Wt Linear
67 Isopropylbenzene	1.53240	1.54824	1.54824	0.010	-1.03311	50.00000	Averaged
68 1,1,2,2-Tetrachloroethane	0.83774	0.84090	0.84090	0.300	-0.37701	50.00000	Averaged
69 1,4-Dichloro-2-butene	0.23445	0.22134	0.22134	0.010	5.59079	50.00000	Averaged
70 1,2,3-Trichloropropane	0.25351	0.24027	0.24027	0.010	5.22537	50.00000	Averaged
71 Bromobenzene	0.83608	0.79213	0.79213	0.010	5.25692	50.00000	Averaged
72 n-Propylbenzene	0.98573	0.96304	0.96304	0.010	2.30132	50.00000	Averaged
73 2-Chlorotoluene	0.82087	0.81299	0.81299	0.010	0.96003	50.00000	Averaged
74 1,3,5-Trimethylbenzene	2.93500	2.92143	2.92143	0.010	0.46247	50.00000	Averaged
75 4-Chlorotoluene	0.84412	0.81747	0.81747	0.010	3.15661	50.00000	Averaged
76 tert-Butylbenzene	2.60093	2.52111	2.52111	0.010	3.06909	50.00000	Averaged
77 1,2,4-Trimethylbenzene	2.96876	2.97243	2.97243	0.010	-0.12331	50.00000	Averaged
78 sec-Butylbenzene	3.74996	3.64264	3.64264	0.010	2.86189	50.00000	Averaged
79 4-Isopropyltoluene	3.01361	2.99908	2.99908	0.010	0.48219	50.00000	Averaged
80 1,3-Dichlorobenzene	1.56844	1.50976	1.50976	0.010	3.74125	50.00000	Averaged
81 1,4-Dichlorobenzene	1.63847	1.55070	1.55070	0.010	5.35670	50.00000	Averaged
82 n-Butylbenzene	2.76635	2.76640	2.76640	0.010	-0.00178	50.00000	Averaged
83 1,2-Dichlorobenzene	1.50540	1.39995	1.39995	0.010	7.00463	50.00000	Averaged
84 1,2-Dibromo-3-chloropropane	50.00000	41.53341	0.11138	0.010	16.93318	0.000e+000	Wt Linear
85 1,2,4-Trichlorobenzene	0.82355	0.75594	0.75594	0.010	8.20903	50.00000	Averaged
86 Hexachlorobutadiene	0.36621	0.34523	0.34523	0.010	5.72974	50.00000	Averaged
87 Naphthalene	2.14091	1.82095	1.82095	0.010	14.94494	50.00000	Averaged
88 1,2,3-Trichlorobenzene	0.72632	0.59553	0.59553	0.010	18.00790	50.00000	Averaged
98 Cyclohexane	0.51085	0.56860	0.56860	0.010	-11.30307	50.00000	Averaged
143 Methyl Acetate	0.21948	0.20694	0.20694	0.010	5.71263	50.00000	Averaged

Data File: \\cansvr11\dd\chem\MSV\a3ux15.i\C80904A.b\UXC28116.D
Report Date: 04-Sep-2008 10:42

TestAmerica North Canton

CONTINUING CALIBRATION COMPOUNDS

Instrument ID: a3ux15.i Injection Date: 04-SEP-2008 10:28
Lab File ID: UXC28116.D Init. Cal. Date(s): 05-MAY-2008 02-SEP-2008
Analysis Type: WATER Init. Cal. Times: 18:34 14:18
Lab Sample ID: 50NG-CC Quant Type: ISTD
Method: \\cansvr11\dd\chem\MSV\a3ux15.i\C80904A.b\8260LLUX15.m

COMPOUND	RRF / AMOUNT	RF50	CCAL RRF50	MIN RRF	%D / %DRIFT	MAX %D / %DRIFT	CURVE TYPE
144 Methylcyclohexane	0.50501	0.53156	0.53156	0.010	-5.25855	50.00000	Averaged
141 1,3,5-Trichlorobenzene	0.90485	0.86310	0.86310	0.010	4.61425	50.00000	Averaged

Does not apply to this SDG.

Data File: \\cansvr11\dd\chem\MSS\a4ag2.i\80828A.b\ICVTCL.D Page 1
Report Date: 29-Aug-2008 07:21

TestAmerica North Canton

CONTINUING CALIBRATION COMPOUNDS

Instrument ID: a4ag2.i Injection Date: 28-AUG-2008 15:10
Lab File ID: ICVTCL.D Init. Cal. Date(s): 28-AUG-2008 28-AUG-2008
Analysis Type: Init. Cal. Times: 12:32 17:30
Lab Sample ID: Quant Type: ISTD
Method: \\cansvr11\dd\chem\MSS\a4ag2.i\80828A.b\8270-625.m

COMPOUND	RRF / AMOUNT	RF5	CCAL RRF5	MIN RRF	%D / %DRIFT	MAX %D / %DRIFT	CURVE TYPE
198 1,4-Dioxane	0.37453	0.34337	0.34337	0.010	8.31936	50.00000	Averaged
9 Pyridine	5.00000	4.80226	1.10154	0.010	3.95478	0.000e+000	Quadratic
10 N-Nitrosodimethylamine	0.60675	0.61598	0.61598	0.010	-1.52056	50.00000	Averaged
12 3-Chloropropionitrile	5.00000	4.72817	0.57262	0.010	5.43661	0.000e+000	Quadratic
209 Benzaldehyde	0.66871	0.66095	0.66095	0.010	1.16054	50.00000	Averaged
21 Aniline	1.67802	1.64830	1.64830	0.010	1.77122	50.00000	Averaged
22 Phenol	1.55563	1.46839	1.46839	0.010	5.60794	20.00000	Averaged
23 bis(2-Chloroethyl)ether	1.33519	1.32455	1.32455	0.010	0.79702	50.00000	Averaged
24 2-Chlorophenol	1.34950	1.30783	1.30783	0.010	3.08787	50.00000	Averaged
26 1,3-Dichlorobenzene	1.33708	1.30093	1.30093	0.010	2.70377	50.00000	Averaged
27 1,4-Dichlorobenzene	1.33308	1.28819	1.28819	0.010	3.36808	20.00000	Averaged
28 1,2-Dichlorobenzene	1.27727	1.25322	1.25322	0.010	1.88267	50.00000	Averaged
29 Benzyl Alcohol	0.81345	0.80349	0.80349	0.010	1.22463	50.00000	Averaged
30 2-Methylphenol	1.24278	1.23442	1.23442	0.010	0.67288	50.00000	Averaged
31 bis(2-Chloroisopropyl)ether	1.42264	1.30537	1.30537	0.010	8.24312	50.00000	Averaged
37 Acetophenone	1.69051	1.68006	1.68006	0.010	0.61825	50.00000	Averaged
32 N-Nitroso-di-n-propylamine	0.91471	0.90255	0.90255	0.050	1.32928	50.00000	Averaged
192 4-Methylphenol	1.29142	1.29114	1.29114	0.010	0.02202	50.00000	Averaged
34 Hexachloroethane	0.49313	0.47686	0.47686	0.010	3.29874	50.00000	Averaged
35 Nitrobenzene	0.30634	0.29958	0.29958	0.010	2.20464	50.00000	Averaged
41 Isophorone	0.54536	0.54698	0.54698	0.010	-0.29632	50.00000	Averaged
42 2-Nitrophenol	0.19207	0.19519	0.19519	0.010	-1.62114	20.00000	Averaged
43 2,4-Dimethylphenol	0.35057	0.35340	0.35340	0.010	-0.80791	50.00000	Averaged
44 bis(2-Chloroethoxy)methane	0.32819	0.31938	0.31938	0.010	2.68236	50.00000	Averaged
46 2,4-Toluenediamene	5.00000	4.70642	0.17623	0.010	5.87160	0.000e+000	Quadratic
47 1,3,5-Trichlorobenzene	0.26936	0.26220	0.26220	0.010	2.65755	50.00000	Averaged
48 2,4-Dichlorophenol	0.26530	0.26841	0.26841	0.010	-1.17154	20.00000	Averaged
49 Benzoic Acid	10.00000	9.51299	0.23800	0.010	4.87005	0.000e+000	Quadratic
50 1,2,4-Trichlorobenzene	0.26175	0.25684	0.25684	0.010	1.87462	50.00000	Averaged
51 Naphthalene	0.97313	0.96748	0.96748	0.010	0.58040	50.00000	Averaged
52 4-Chloroaniline	0.43229	0.45519	0.45519	0.010	-5.29693	50.00000	Averaged
56 Hexachlorobutadiene	0.13873	0.13836	0.13836	0.010	0.26297	20.00000	Averaged
210 Caprolactam	0.10777	0.10952	0.10952	0.010	-1.62465	50.00000	Averaged
57 1,2,3-Trichlorobenzene	0.24587	0.24253	0.24253	0.010	1.35969	50.00000	Averaged
59 4-Chloro-3-Methylphenol	0.31604	0.31481	0.31481	0.010	0.38770	20.00000	Averaged
62 2-Methylnaphthalene	0.57424	0.58556	0.58556	0.010	-1.97107	50.00000	Averaged
63 1-Methylnaphthalene	0.63251	0.65078	0.65078	0.010	-2.88932	50.00000	Averaged
64 Hexachlorocyclopentadiene	5.00000	4.91984	0.27517	0.050	1.60313	0.000e+000	Quadratic
66 2,4,6-Trichlorophenol	0.34227	0.34572	0.34572	0.010	-1.00562	20.00000	Averaged
67 2,4,5-Trichlorophenol	0.37304	0.37156	0.37156	0.010	0.39599	50.00000	Averaged
211 1,1'-Biphenyl	1.43393	1.46175	1.46175	0.010	-1.93970	50.00000	Averaged
68 1,2,3,5-Tetrachlorobenzene	0.47114	0.46209	0.46209	0.010	1.92105	50.00000	Averaged

TestAmerica North Canton

CONTINUING CALIBRATION COMPOUNDS

Instrument ID: a4ag2.i
Lab File ID: ICVTCL.D
Analysis Type:
Lab Sample ID:
Method: \\cansvr11\dd\chem\MSS\a4ag2.i\80828A.b\8270-625.m

Injection Date: 28-AUG-2008 15:10
Init. Cal. Date(s): 28-AUG-2008 28-AUG-2008
Init. Cal. Times: 12:32 17:30
Quant Type: ISTD

COMPOUND	RRF / AMOUNT	RF5	CCAL RRF5	MIN RRF	%D / %DRIFT	MAX %D / %DRIFT	CURVE TYPE
70 2-Chloronaphthalene	0.99496	0.99168	0.99168	0.010	0.32979	50.00000	Averaged
73 2-Nitroaniline	0.34110	0.34111	0.34111	0.010	-0.00229	50.00000	Averaged
74 1,2,3,4-Tetrachlorobenzene	0.43674	0.43755	0.43755	0.010	-0.18628	50.00000	Averaged
76 Dimethylphthalate	1.23829	1.24989	1.24989	0.010	-0.93678	50.00000	Averaged
78 2,6-Dinitrotoluene	5.00000	4.74558	0.28558	0.010	5.08841	0.000e+000	Quadratic
79 Acenaphthylene	1.75714	1.79502	1.79502	0.010	-2.15592	50.00000	Averaged
80 1,2-Dinitrobenzene	5.00000	4.72786	0.14023	0.010	5.44271	0.000e+000	Quadratic
81 3-Nitroaniline	0.32155	0.32932	0.32932	0.010	-2.41609	50.00000	Averaged
82 Acenaphthene	1.12848	1.16261	1.16261	0.010	-3.02424	20.00000	Averaged
83 2,4-Dinitrophenol	10.00000	8.94363	0.20728	0.050	10.56366	0.000e+000	Quadratic
85 4-Nitrophenol	0.19779	0.21364	0.21364	0.050	-8.01043	50.00000	Averaged
86 Dibenzofuran	1.51506	1.52857	1.52857	0.010	-0.89207	50.00000	Averaged
87 2,4-Dinitrotoluene	5.00000	4.73611	0.38885	0.010	5.27790	0.000e+000	Quadratic
91 2,3,5,6-Tetrachlorophenol	0.28815	0.28924	0.28924	0.010	-0.37767	50.00000	Averaged
93 Diethylphthalate	1.30764	1.31578	1.31578	0.010	-0.62237	50.00000	Averaged
94 Fluorene	1.28061	1.34332	1.34332	0.010	-4.89644	50.00000	Averaged
95 4-Chlorophenyl-phenylether	0.55167	0.55481	0.55481	0.010	-0.56917	50.00000	Averaged
96 4-Nitroaniline	5.00000	4.80480	0.37448	0.010	3.90399	0.000e+000	Quadratic
98 4,6-Dinitro-2-methylphenol	5.00000	4.78878	0.14812	0.010	4.22437	0.000e+000	Quadratic
99 N-Nitrosodiphenylamine	0.58021	0.59059	0.59059	0.010	-1.78836	20.00000	Averaged
100 1,2-Diphenylhydrazine	0.73542	0.73767	0.73767	0.010	-0.30641	50.00000	Averaged
106 4-Bromophenyl-phenylether	0.18311	0.18577	0.18577	0.010	-1.45298	50.00000	Averaged
107 Hexachlorobenzene	0.17203	0.17578	0.17578	0.010	-2.18147	50.00000	Averaged
212 Atrazine	0.19340	0.20918	0.20918	0.010	-8.15977	50.00000	Averaged
111 Pentachlorophenol	10.00000	9.68896	0.13925	0.010	3.11039	20.00000	Quadratic
115 Phenanthrene	1.11930	1.13874	1.13874	0.010	-1.73643	50.00000	Averaged
116 Anthracene	1.10226	1.15181	1.15181	0.010	-4.49578	50.00000	Averaged
119 Carbazole	1.04006	1.06417	1.06417	0.010	-2.31783	50.00000	Averaged
120 Di-n-Butylphthalate	1.35557	1.41342	1.41342	0.010	-4.26814	50.00000	Averaged
123 Fluoranthene	1.09259	1.13187	1.13187	0.010	-3.59479	20.00000	Averaged
124 Benzidine	5.00000	4.83136	0.69816	0.010	3.37283	0.000e+000	Quadratic
125 Pyrene	1.16510	1.18924	1.18924	0.010	-2.07158	50.00000	Averaged
131 Butylbenzylphthalate	0.60805	0.61501	0.61501	0.010	-1.14413	50.00000	Averaged
133 3,3'-Dimethoxybenzidine	0.25016	0.23740	0.23740	0.010	5.10241	50.00000	Averaged
135 3,3'-Dichlorobenzidine	0.41977	0.42942	0.42942	0.010	-2.29817	50.00000	Averaged
136 Benzo(a)Anthracene	1.14442	1.13220	1.13220	0.010	1.06757	50.00000	Averaged
137 Chrysene	1.05586	1.05128	1.05128	0.010	0.43408	50.00000	Averaged
138 4,4'-Methylene bis(o-chloro	0.22534	0.23626	0.23626	0.010	-4.84184	50.00000	Averaged
139 bis(2-ethylhexyl)Phthalate	0.87608	0.89807	0.89807	0.010	-2.51023	50.00000	Averaged
140 Di-n-octylphthalate	5.00000	4.69021	1.88651	0.010	6.19588	0.000e+000	Quadratic
141 Benzo(b)fluoranthene	1.32606	1.38796	1.38796	0.010	-4.66830	50.00000	Averaged
142 Benzo(k)fluoranthene	1.32497	1.33691	1.33691	0.010	-0.90125	50.00000	Averaged

TestAmerica North Canton

CONTINUING CALIBRATION COMPOUNDS

Instrument ID: a4ag2.i Injection Date: 28-AUG-2008 15:10
Lab File ID: ICVTCL.D Init. Cal. Date(s): 28-AUG-2008 28-AUG-2008
Analysis Type: Init. Cal. Times: 12:32 17:30
Lab Sample ID: Quant Type: ISTD
Method: \\cansvr11\dd\chem\MSS\a4ag2.i\80828A.b\8270-625.m

COMPOUND	RRF / AMOUNT	RF5	CCAL RRF5	MIN RRF	%D / %DRIFT	MAX %D / %DRIFT	CURVE TYPE
146 Benzo(a)pyrene	1.16528	1.19689	1.19689	0.010	-2.71260	20.00000	Averaged
149 Indeno(1,2,3-cd)pyrene	1.29035	1.35478	1.35478	0.010	-4.99323	50.00000	Averaged
150 Dibenz(a,h)anthracene	5.00000	4.83757	1.18461	0.010	3.24857	0.000e+000	Quadratic
151 Benzo(g,h,i)perylene	1.08571	1.11704	1.11704	0.010	-2.88618	50.00000	Averaged
$ 154 Nitrobenzene-d5	0.31340	0.30770	0.30770	0.010	1.82053	50.00000	Averaged
$ 155 2-Fluorobiphenyl	1.17579	1.15970	1.15970	0.010	1.36872	50.00000	Averaged
$ 156 Terphenyl-d14	0.71243	0.71659	0.71659	0.010	-0.58352	50.00000	Averaged
$ 157 Phenol-d5	1.44276	1.46624	1.46624	0.010	-1.62742	50.00000	Averaged
$ 158 2-Fluorophenol	1.09158	1.12330	1.12330	0.010	-2.90606	50.00000	Averaged
$ 159 2,4,6-Tribromophenol	0.12320	0.12750	0.12750	0.010	-3.49675	50.00000	Averaged
$ 186 2-Chlorophenol-d4	1.20454	1.21833	1.21833	0.010	-1.14521	50.00000	Averaged
$ 187 1,2-Dichlorobenzene-d4	0.81971	0.81134	0.81134	0.010	1.02007	50.00000	Averaged
M 195 Cresols, total	2.53420	2.52556	2.52556	0.010	0.34120	50.00000	Averaged
101 Diphenylamine	0.58021	0.59059	0.59059	0.010	-1.78836	50.00000	Averaged

8A
VOLATILE INTERNAL STANDARD AREA SUMMARY

Lab Name: NORTH CANTON Contract:

Lab Code: TALCAN Case No.: SAS No.: SDG No.: 8H22130

Lab File ID (Standard): UXC27981 Date Analyzed: 08/28/08

Instrument ID: A3UX15 Time Analyzed: 0945

Matrix: (soil/water) WATER Level: (low/med) LOW Column: (pack/cap) CAP

		IS1 (CBZ) AREA #	RT	IS2 (DCB) AREA #	RT	IS3 AREA #	RT
	12 HOUR STD	627386	8.26	325217	10.49	896107	5.58
	UPPER LIMIT	1254772	8.76	650434	10.99	1792214	6.08
	LOWER LIMIT	313693	7.76	162609	9.99	448054	5.08
	EPA SAMPLE NO.						
01	KV116-CHK	669598	8.26	347396	10.49	953572	5.58
02	KV116-CKDUP	626039	8.26	317213	10.49	897396	5.58
03	KV116-BLK	649676	8.26	288106	10.49	939267	5.58
04	TB-082108	570016	8.26	267367	10.49	809327	5.58
05	DMW-6S-08210	567263	8.26	252355	10.49	787472	5.58
06	DMW-16I-0821	582248	8.26	255168	10.49	867071	5.58
07	DMW-5I-08210	593259	8.26	257344	10.49	851571	5.58
08	DMW-2S-08210	585327	8.26	246795	10.49	833628	5.58
09	DMW-2S-08210	607647	8.26	317169	10.49	871187	5.58
10	DMW-2S-08210	644960	8.26	336505	10.49	901568	5.58
11							
12							
13							
14							
15							
16							
17							
18							
19							
20							
21							
22							

IS1 (CBZ) = Chlorobenzene-d5
IS2 (DCB) = 1,4-Dichlorobenzene-d4
IS3 = Fluorobenzene

UPPER LIMIT = +100% of internal standard area.
LOWER LIMIT = - 50% of internal standard area.

Column used to flag internal standard area values with an asterisk.

8A

VOLATILE INTERNAL STANDARD AREA SUMMARY

Lab Name: NORTH CANTON Contract:

Lab Code: TALCAN Case No.: SAS No.: SDG No.: 8H22130

Lab File ID (Standard): UXC28034 Date Analyzed: 09/02/08

Instrument ID: A3UX15 Time Analyzed: 1309

Matrix: (soil/water) WATER Level: (low/med) LOW Column: (pack/cap) CAP

		IS1(CBZ) AREA #	RT	IS2(DCB) AREA #	RT	IS3 AREA #	RT
	12 HOUR STD	1410375	8.26	726733	10.49	1744588	5.58
	UPPER LIMIT	2820750	8.76	1453466	10.99	3489176	6.08
	LOWER LIMIT	705188	7.76	363367	9.99	872294	5.08
	EPA SAMPLE NO.						
01	KV6PX-CHK	1329638	8.26	655389	10.49	1704923	5.58
02	KV6PX-CKDUP	1314927	8.26	650868	10.49	1704007	5.58
03	KV6PX-BLK	1258447	8.26	545719	10.49	1675589	5.58
04	TB-082208	1134611	8.26	563333	10.49	1473236	5.58
05	DMW-9I-08220	1155760	8.26	537891	10.49	1457010	5.58
06	DMW-9D-08220	1137602	8.26	531452	10.49	1421002	5.58
07	DMW-9S-08220	1166138	8.26	576294	10.49	1463331	5.58
08	DMW-16S-0821	1190263	8.26	570472	10.49	1517565	5.58
09	DMW-16S-0821	1165316	8.26	591521	10.49	1463779	5.58
10	DMW-16S-0821	1211409	8.26	608198	10.49	1521126	5.58
11							
12							
13							
14							
15							
16							
17							
18							
19							
20							
21							
22							

IS1 (CBZ) = Chlorobenzene-d5
IS2 (DCB) = 1,4-Dichlorobenzene-d4
IS3 = Fluorobenzene

UPPER LIMIT = +100% of internal standard area.
LOWER LIMIT = - 50% of internal standard area.

Column used to flag internal standard area values with an asterisk.

8A
VOLATILE INTERNAL STANDARD AREA SUMMARY

Lab Name: NORTH CANTON Contract:

Lab Code: TALCAN Case No.: SAS No.: SDG No.: 8H22130

Lab File ID (Standard): UXC28062 Date Analyzed: 09/03/08

Instrument ID: A3UX15 Time Analyzed: 0944

Matrix: (soil/water) WATER Level: (low/med) LOW Column: (pack/cap) CAP

		IS1(CBZ) AREA #	RT	IS2(DCB) AREA #	RT	IS3 AREA #	RT
	12 HOUR STD	1212094	8.26	611101	10.49	1502694	5.58
	UPPER LIMIT	2424188	8.76	1222202	10.99	3005388	6.08
	LOWER LIMIT	606047	7.76	305551	9.99	751347	5.08
	EPA SAMPLE NO.						
01	KV8VM-CHK	1239110	8.26	603535	10.49	1578175	5.58
02	KV8VM-CKDUP	1213710	8.26	624848	10.49	1547245	5.58
03	KV8VM-BLK	1179158	8.26	527663	10.49	1491571	5.58
04	TB-082508	1139400	8.26	515537	10.49	1481242	5.58
05	DMW-16D-0825	1148199	8.26	528766	10.49	1492410	5.58
06							
07							
08							
09							
10							
11							
12							
13							
14							
15							
16							
17							
18							
19							
20							
21							
22							

IS1 (CBZ) = Chlorobenzene-d5
IS2 (DCB) = 1,4-Dichlorobenzene-d4
IS3 = Fluorobenzene

UPPER LIMIT = +100% of internal standard area.
LOWER LIMIT = - 50% of internal standard area.

Column used to flag internal standard area values with an asterisk.

8A
VOLATILE INTERNAL STANDARD AREA SUMMARY

Lab Name: NORTH CANTON Contract:

Lab Code: TALCAN Case No.: SAS No.: SDG No.: 8H22130

Lab File ID (Standard): UXC28089 Date Analyzed: 09/03/08

Instrument ID: A3UX15 Time Analyzed: 2048

Matrix: (soil/water) WATER Level: (low/med) LOW Column: (pack/cap) CAP

		IS1 (CBZ) AREA #	RT	IS2 (DCB) AREA #	RT	IS3 AREA #	RT
	12 HOUR STD	1187857	8.26	568760	10.49	1502474	5.58
	UPPER LIMIT	2375714	8.76	1137520	10.99	3004948	6.08
	LOWER LIMIT	593929	7.76	284380	9.99	751237	5.08
	EPA SAMPLE NO.						
01	KV8V8-CHK	1185139	8.26	593268	10.49	1495377	5.58
02	KV8V8-CKDUP	1193094	8.26	617078	10.49	1493957	5.58
03	KV8V8-BLK	1125201	8.26	527949	10.49	1429266	5.58
04	TB-082608	1087450	8.26	519951	10.49	1373505	5.58
05	MW-6-082608	1064075	8.26	490758	10.49	1358673	5.58
06							
07							
08							
09							
10							
11							
12							
13							
14							
15							
16							
17							
18							
19							
20							
21							
22							

IS1 (CBZ) = Chlorobenzene-d5
IS2 (DCB) = 1,4-Dichlorobenzene-d4
IS3 = Fluorobenzene

UPPER LIMIT = +100% of internal standard area.
LOWER LIMIT = - 50% of internal standard area.

Column used to flag internal standard area values with an asterisk.

8A

VOLATILE INTERNAL STANDARD AREA SUMMARY

Lab Name: NORTH CANTON Contract:

Lab Code: TALCAN Case No.: SAS No.: SDG No.: 8H22130

Lab File ID (Standard): UXC28116 Date Analyzed: 09/04/08

Instrument ID: A3UX15 Time Analyzed: 1028

Matrix: (soil/water) WATER Level: (low/med) LOW Column: (pack/cap) CAP

		IS1 (CBZ) AREA #	RT	IS2 (DCB) AREA #	RT	IS3 AREA #	RT
	12 HOUR STD	1195126	8.26	626692	10.49	1521618	5.58
	UPPER LIMIT	2390252	8.76	1253384	10.99	3043236	6.08
	LOWER LIMIT	597563	7.76	313346	9.99	760809	5.08
	EPA SAMPLE NO.						
01	KWA4T-CHK	1193433	8.26	611123	10.49	1522742	5.58
02	KWA4T-CKDUP	1173723	8.26	597353	10.49	1481489	5.58
03	KWA4T-BLK	1144266	8.26	550012	10.49	1470617	5.58
04	DMW-4I-08250	1100925	8.26	539157	10.49	1407988	5.58
05	DMW-4D-08250	1087400	8.26	539174	10.49	1389729	5.58
06	DMW-14I-0825	1094316	8.26	527041	10.49	1420546	5.58
07	DMW-4S-08250	1080081	8.26	520262	10.49	1381404	5.58
08	DMW-5I-08260	1040990	8.25	465454	10.49	1361147	5.58
09	DMW-5S-08260	1055567	8.26	503084	10.49	1360148	5.58
10							
11							
12							
13							
14							
15							
16							
17							
18							
19							
20							
21							
22							

IS1 (CBZ) = Chlorobenzene-d5
IS2 (DCB) = 1,4-Dichlorobenzene-d4
IS3 = Fluorobenzene

UPPER LIMIT = +100% of internal standard area.
LOWER LIMIT = - 50% of internal standard area.

Column used to flag internal standard area values with an asterisk.

Data File: \\cansvr11\dd\chem\MSV\a3ux15.i\C80828A.b\UXC28001.D
Report Date: 29-Aug-2008 10:11

TestAmerica North Canton

VOLATILE REPORT SW-846 Method

Data file : \\cansvr11\dd\chem\MSV\a3ux15.i\C80828A.b\UXC28001.D
Lab Smp Id: KVLF01DV Client Smp ID: DMW-6S-082108
Inj Date : 28-AUG-2008 17:24
Operator : 1754 Inst ID: a3ux15.i
Smp Info : KVLF01DV,1ML/5ML
Misc Info : C80828A,8260LLUX15,,1754
Comment :
Method : \\cansvr11\dd\chem\MSV\a3ux15.i\C80828A.b\8260LLUX15.m
Meth Date : 28-Aug-2008 09:59 Quant Type: ISTD
Cal Date : 12-AUG-2008 12:45 Cal File: UXC27505.D
Als bottle: 22
Dil Factor: 1.00000
Integrator: HP RTE Compound Sublist: 4-8260+IX.sub
Target Version: 4.14
Processing Host: CANPMSV23

Concentration Formula: Amt * DF * 1/Vo * CpndVariable

Name	Value	Description
DF	1.000	Dilution Factor
Vo	1.000	Sample volume
Va	100.000	Injection Volume
Cpnd Variable		Local Compound Variable

Compounds	QUANT SIG MASS	RT	EXP RT	REL RT	RESPONSE	CONCENTRATIONS ON-COLUMN (ng)	FINAL (ug/L)
* 1 Fluorobenzene	96	5.577	5.577	(1.000)	787472	50.0000	
* 2 Chlorobenzene-d5	117	8.257	8.257	(1.000)	567263	50.0000	
* 3 1,4-Dichlorobenzene-d4	152	10.487	10.487	(1.000)	252355	50.0000	
$ 4 Dibromofluoromethane	113	5.008	5.008	(0.898)	172839	48.6332	48.633
$ 5 1,2-Dichloroethane-d4	65	5.293	5.293	(0.949)	269513	56.3927	56.393
$ 6 Toluene-d8	98	6.941	6.941	(0.841)	682445	50.6433	50.643
$ 7 Bromofluorobenzene	95	9.360	9.360	(1.134)	221047	44.4523	44.452
8 Dichlorodifluoromethane	85	Compound Not Detected.					
9 Chloromethane	50	Compound Not Detected.					
10 Vinyl Chloride	62	Compound Not Detected.					
11 Bromomethane	94	Compound Not Detected.					
12 Chloroethane	64	Compound Not Detected.					
13 Trichlorofluoromethane	101	Compound Not Detected.					
15 Acrolein	56	Compound Not Detected.					
16 Acetone	43	3.123	3.111	(0.560)	26510	29.0698	29.070
17 1,1-Dichloroethene	96	Compound Not Detected.					
18 Freon-113	151	Compound Not Detected.					
19 Iodomethane	142	Compound Not Detected.					
20 Carbon Disulfide	76	Compound Not Detected.					
21 Methylene Chloride	84	Compound Not Detected.					

22 Acetonitrile	41	Compound Not Detected.
23 Acrylonitrile	53	Compound Not Detected.

Data File: \\cansvr11\dd\chem\MSV\a3ux15.i\C80828A.b\UXC28001.D
Report Date: 29-Aug-2008 10:11

	Compounds	QUANT SIG MASS	RT	EXP RT	REL RT	RESPONSE	CONCENTRATIONS ON-COLUMN (ng)	CONCENTRATIONS FINAL (ug/L)
	24 Methyl tert-butyl ether	73	Compound Not Detected.					
	25 trans-1,2-Dichloroethene	96	Compound Not Detected.					
	26 Hexane	86	Compound Not Detected.					
	27 Vinyl acetate	43	Compound Not Detected.					
	28 1,1-Dichloroethane	63	Compound Not Detected.					
	29 tert-Butyl Alcohol	59	3.609	3.597	(0.647)	2009	11.7803	11.780
	30 2-Butanone	43	Compound Not Detected.					
M	31 1,2-Dichloroethene (total)	96				16666	3.63973	3.640
	32 cis-1,2-dichloroethene	96	4.605	4.605	(0.826)	16666	3.63973	3.640
	33 2,2-Dichloropropane	77	Compound Not Detected.					
	34 Bromochloromethane	128	Compound Not Detected.					
	35 Chloroform	83	Compound Not Detected.					
	36 Tetrahydrofuran	42	Compound Not Detected.					
	37 1,1,1-Trichloroethane	97	Compound Not Detected.					
	38 1,1-Dichloropropene	75	Compound Not Detected.					
	39 Carbon Tetrachloride	117	Compound Not Detected.					
	40 1,2-Dichloroethane	62	Compound Not Detected.					
	41 Benzene	78	Compound Not Detected.					
	42 Trichloroethene	130	Compound Not Detected.					
	43 1,2-Dichloropropane	63	Compound Not Detected.					
	44 1,4-Dioxane	88	Compound Not Detected.					
	45 Dibromomethane	93	Compound Not Detected.					
	46 Bromodichloromethane	83	Compound Not Detected.					
	47 2-Chloroethyl vinyl ether	63	Compound Not Detected.					
	48 cis-1,3-Dichloropropene	75	Compound Not Detected.					
	49 4-Methyl-2-pentanone	43	Compound Not Detected.					
	50 Toluene	91	Compound Not Detected.					
	51 trans-1,3-Dichloropropene	75	Compound Not Detected.					
	52 Ethyl Methacrylate	69	Compound Not Detected.					
	53 1,1,2-Trichloroethane	97	Compound Not Detected.					
	54 1,3-Dichloropropane	76	Compound Not Detected.					
	55 Tetrachloroethene	164	Compound Not Detected.					
	56 2-Hexanone	43	Compound Not Detected.					
	57 Dibromochloromethane	129	Compound Not Detected.					
	58 1,2-Dibromoethane	107	Compound Not Detected.					
	59 Chlorobenzene	112	Compound Not Detected.					
	60 1,1,1,2-Tetrachloroethane	131	Compound Not Detected.					
	61 Ethylbenzene	106	Compound Not Detected.					
	62 m + p-Xylene	106	Compound Not Detected.					
M	63 Xylenes (total)	106	Compound Not Detected.					
	64 Xylene-o	106	Compound Not Detected.					
	65 Styrene	104	Compound Not Detected.					
	66 Bromoform	173	Compound Not Detected.					
	67 Isopropylbenzene	105	Compound Not Detected.					
	68 1,1,2,2-Tetrachloroethane	83	Compound Not Detected.					
	69 1,4-Dichloro-2-butene	53	Compound Not Detected.					
	70 1,2,3-Trichloropropane	110	Compound Not Detected.					
	71 Bromobenzene	156	Compound Not Detected.					
	72 n-Propylbenzene	120	Compound Not Detected.					
	73 2-Chlorotoluene	126	Compound Not Detected.					
	74 1,3,5-Trimethylbenzene	105	Compound Not Detected.					
	75 4-Chlorotoluene	126	Compound Not Detected.					

$$\text{Concentration} = \frac{Ax}{Ai} \times \frac{Is}{RRF}$$

Is = Conc. of int. Std.

RRF = Initial Calibration relative response factor

$$\frac{166666}{787472} \times \frac{50}{0.29073} = 3.63979$$

Report Date : 14-Aug-2008 21:13

TestAmerica North Canton

INITIAL CALIBRATION DATA

Start Cal Date : 05-MAY-2008 18:34
End Cal Date : 13-AUG-2008 02:18
Quant Method : ISTD
Target Version : 4.14
Integrator : HP RTE
Method file : \\cansvr11\dd\chem\MSV\a3ux15.i\C80813IC.b\8260LLUX15.m
Last Edit : 13-Aug-2008 12:26 roachc

	Compound	5.0000 Level 1	10.0000 Level 2	25.0000 Level 3	50.0000 Level 4	100.0000 Level 5	200.0000 Level 6	Curve	Coefficients b	Coefficients m1	Coefficients m2	%RSD or R^2	
	22 Acetonitrile	0.01489	0.01438	0.01471	0.01882	0.01900	+++++	AVRG		0.01636		14.29331	
	23 Acrylonitrile	0.06707	0.07729	0.08142	0.07741	0.07810	0.06629	AVRG		0.07460		8.46789	
	24 Methyl tert-butyl ether	0.62988	0.70467	0.77316	0.72025	0.79413	0.70650	AVRG		0.72143		8.04626	
	25 trans-1,2-Dichloroethene	0.23434	0.26387	0.29185	0.27165	0.29738	0.27330	AVRG		0.27206		8.25846	
	26 Hexane	4125	9062	26933	61505	136605	238983	WLINR	0.03269	0.06492		0.99225	
	27 Vinyl acetate	0.40295	0.43831	0.43361	0.45515	0.49706	0.48467	AVRG		0.45196		7.68906	
	28 1,1-Dichloroethane	0.41831	0.44453	0.51508	0.46942	0.50618	0.47345	AVRG		0.47116		7.74966	
	29 tert-Butyl Alcohol	0.01066	0.01076	0.01125	0.01104	0.01186	0.00939	AVRG		0.01083		7.59132	<-
	30 2-Butanone	0.10344	0.10433	0.08526	0.08579	0.08937	0.07590	AVRG		0.09068		12.30545	
M	31 1,2-Dichloroethene (total)	0.24975	0.27680	0.29856	0.28013	0.30278	0.28037	AVRG		0.28140		6.69962	
	32 cis-1,2-dichloroethene	0.26515	0.28973	0.30527	0.28862	0.30819	0.28745	AVRG		0.29073		5.29876	
	33 2,2-Dichloropropane	0.29642	0.34694	0.39727	0.35895	0.39391	0.35629	AVRG		0.35829		10.25410	
	34 Bromochloromethane	0.11745	0.13383	0.15230	0.14082	0.15259	0.14033	AVRG		0.13955		9.37443	
	35 Chloroform	0.41134	0.46727	0.51217	0.47145	0.50763	0.47240	AVRG		0.47371		7.65097	
	36 Tetrahydrofuran	13678	20507	41127	61911	132619	372599	QUAD	-0.21228	18.85602	-20.29390	0.99861	
	37 1,1,1-Trichloroethane	0.36960	0.41405	0.48109	0.42636	0.46727	0.40339	AVRG		0.42696		9.69527	
	38 1,1-Dichloropropene	0.32110	0.36196	0.40149	0.37380	0.41301	0.36479	AVRG		0.37269		8.73196	
	39 Carbon Tetrachloride	0.33241	0.36406	0.43373	0.40575	0.44276	0.38210	AVRG		0.39347		10.73695	
	40 1,2-Dichloroethane	0.33219	0.37493	0.41979	0.38243	0.42355	0.39839	AVRG		0.38855		8.68737	
	41 Benzene	1.02261	1.07666	1.14460	1.04776	1.15949	1.10469	AVRG		1.09264		4.92649	
	42 Trichloroethene	0.25674	0.28173	0.31293	0.29761	0.32271	0.30944	AVRG		0.29686		8.14547	
	43 1,2-Dichloropropane	0.20298	0.22063	0.25551	0.24041	0.26562	0.25567	AVRG		0.24014		10.00955	

TestAmerica

THE LEADER IN ENVIRONMENTAL TESTING

GCMS SEMIVOLATILE DATA

SW846 8270C SURROGATE RECOVERY

Lab Name: TestAmerica Laboratories, Inc. Client: Tetra Tech NUS, Inc

Lab Code: TALCAN SDG No: 8H22130

Lot #: A8H220130

Extraction: XXI51QLLB

	CLIENT ID.	SRG01	SRG02	SRG03	SRG04	SRG05	SRG06	TOT OUT
01	DMW-6S-082108	77	70	94	74	76	87	00
02	DMW-16I-082108	63	57	79	60	61	66	00
03	DMW-5D-082108	59	54	91	59	59	67	00
04	DMW-16S-082108	72 D	67 D	85 D	68 D	69 D	0.0D	01
05	DMW-2S-082108	56 D	56 D	98 D	56 D	55 D	71 D	00
06	METHOD BLK. KVPJJ1AA	72	68	103	64	68	74	00
07	LCS KVPJJ1AC	78	74	97	72	77	81	00
08	LCSD KVPJJ1AD	71	65	93	66	69	77	00

SURROGATES		QC LIMITS
SRG01	= Nitrobenzene-d5	(27-111)
SRG02	= 2-Fluorobiphenyl	(28-110)
SRG03	= Terphenyl-d14	(37-119)
SRG04	= Phenol-d5	(10-110)
SRG05	= 2-Fluorophenol	(10-110)
SRG06	= 2,4,6-Tribromophenol	(22-120)

\# Column to be used to flag recovery values
* Values outside of required QC Limits
D System monitoring Compound diluted out

FORM II

SW846 8270C SURROGATE RECOVERY

Lab Name: TestAmerica Laboratories, Inc. Client: Tetra Tech NUS, Inc

Lab Code: TALCAN SDG No: 8H22130

Lot #: A8H230142

Extraction: XXI51QLLB

	CLIENT ID.	SRG01	SRG02	SRG03	SRG04	SRG05	SRG06	TOT OUT
01	DMW-9I-082208	71 D	68 D	93 D	66 D	71 D	80 D	00
02	DMW-9D-082208	69 D	62 D	86 D	64 D	63 D	68 D	00
03	DMW-9S-082208	73 D	69 D	94 D	74 D	84 D	85 D	00
04	METHOD BLK. KVPJJ1AA	72	68	103	64	68	74	00
05	LCS KVPJJ1AC	78	74	97	72	77	81	00
06	LCSD KVPJJ1AD	71	65	93	66	69	77	00

SURROGATES		QC LIMITS
SRG01	= Nitrobenzene-d5	(27-111)
SRG02	= 2-Fluorobiphenyl	(28-110)
SRG03	= Terphenyl-d14	(37-119)
SRG04	= Phenol-d5	(10-110)
SRG05	= 2-Fluorophenol	(10-110)
SRG06	= 2,4,6-Tribromophenol	(22-120)

\# Column to be used to flag recovery values
* Values outside of required QC Limits
D System monitoring Compound diluted out

FORM II

SW846 8270C SURROGATE RECOVERY

Lab Name: TestAmerica Laboratories, Inc. Client: Tetra Tech NUS, Inc

Lab Code: TALCAN SDG No: 8H22130

Lot #: A8H260119

Extraction: XXI54QLLB

	CLIENT ID.	SRG01	SRG02	SRG03	SRG04	SRG05	SRG06	TOT OUT
01	DMW-4I-082508	69	46	93	27	43	88	00
02	DMW-16D-082508	52	39	79	20	33	69	00
03	DMW-4D-082508	39	26 *	73	13	20	67	01
04	DMW-14I-082508	65	41	91	27	44	87	00
05	DMW-4S-082508	57	40	89	24	36	80	00
06	METHOD BLK. KVR471AA	55	52	74	37	49	65	00
07	LCS KVR471AC	59	59	87	42	53	70	00
08	LCSD KVR471AD	70	62	90	48	63	79	00

SURROGATES		QC LIMITS
SRG01	= Nitrobenzene-d5	(27-111)
SRG02	= 2-Fluorobiphenyl	(28-110)
SRG03	= Terphenyl-d14	(37-119)
SRG04	= Phenol-d5	(10-110)
SRG05	= 2-Fluorophenol	(10-110)
SRG06	= 2,4,6-Tribromophenol	(22-120)

\# Column to be used to flag recovery values
* Values outside of required QC Limits
D System monitoring Compound diluted out

FORM II

SW846 8270C SURROGATE RECOVERY

Lab Name: TestAmerica Laboratories, Inc. Client: Tetra Tech NUS, Inc

Lab Code: TALCAN SDG No: 8H22130

Lot #: A8H270116

Extraction: XXI54QLLB

	CLIENT ID.	SRG01	SRG02	SRG03	SRG04	SRG05	SRG06	TOT OUT
01	DMW-5I-082608	63	58	91	19	34	75	00
02	DMW-5S-082608	62	59	99	20	35	79	00
03	MW-6-082608	69	65	88	19	33	86	00
04	METHOD BLK. KVWJX1AA	74	68	96	39	56	83	00
05	LCS KVWJX1AC	83	78	101	43	62	91	00
06	LCSD KVWJX1AD	77	76	102	42	59	88	00

SURROGATES		QC LIMITS
SRG01	= Nitrobenzene-d5	(27-111)
SRG02	= 2-Fluorobiphenyl	(28-110)
SRG03	= Terphenyl-d14	(37-119)
SRG04	= Phenol-d5	(10-110)
SRG05	= 2-Fluorophenol	(10-110)
SRG06	= 2,4,6-Tribromophenol	(22-120)

\# Column to be used to flag recovery values
* Values outside of required QC Limits
D System monitoring Compound diluted out

FORM II

SW846 8270C CHECK SAMPLE RECOVERY

Lab Name: TestAmerica Laboratories, Inc. Client: Tetra Tech NUS, Inc

Lab Code: TALCAN SDG No: 8H22130

Lot #: A8H250000 WO #: KVPJJ1AC
BATCH: 8238042

COMPOUND	SPIKE ADDED (ug/L)	SAMPLE CONCENT. (ug/L)	% REC	QC LIMITS REC	QUAL
1,2,4-Trichlorobenzene	20	12	60	25- 110	
Acenaphthene	20	15	75	40- 110	
2,4-Dinitrotoluene	20	16	80	52- 123	
Pyrene	20	16	80	55- 120	
N-Nitrosodi-n-propylamine	20	15	73	37- 121	
1,4-Dichlorobenzene	20	10	52	19- 110	
Pentachlorophenol	20	15	73	26- 110	
Phenol	20	14	69	14- 112	
2-Chlorophenol	20	14	72	27- 110	
4-Chloro-3-methylphenol	20	14	68	39- 110	
4-Nitrophenol	20	14	71	12- 130	

NOTES(S):

* Values outside of QC limits

Spike Recovery: 0 out of 11 outside limits

COMMENTS:

FORM III

SW846 8270C CHECK SAMPLE DUPLICATE RECOVERY

Lab Name: TestAmerica Laboratories, Inc. Client: Tetra Tech NUS, Inc

Lab Code: TALCAN SDG No: 8H22130

Lot #: A8H250000 WO #: KVPJJ1AD
BATCH: 8238042

COMPOUND	SPIKE ADDED (ug/L)	SAMPLE CONCENT. (ug/L)	% REC	QC LIMITS REC	QUAL
1,2,4-Trichlorobenzene	20	11	53	25 - 110	
Acenaphthene	20	14	72	40 - 110	
2,4-Dinitrotoluene	20	16	79	52 - 123	
Pyrene	20	17	84	55 - 120	
N-Nitrosodi-n-propylamine	20	14	72	37 - 121	
1,4-Dichlorobenzene	20	10	51	19 - 110	
Pentachlorophenol	20	15	76	26 - 110	
Phenol	20	13	67	14 - 112	
2-Chlorophenol	20	14	71	27 - 110	
4-Chloro-3-methylphenol	20	14	68	39 - 110	
4-Nitrophenol	20	15	73	12 - 130	

NOTES(S):

* Values outside of QC limits

Spike Recovery: 0 out of 11 outside limits

COMMENTS:

FORM III

METHOD BLANK REPORT

GC/MS Semivolatiles

Client Lot #...: 8H22130 **Work Order #...:** KVPJJ1AA **Matrix.....:** WATER
MB Lot-Sample #: A8H250000-042

Prep Date.....: 08/25/08 **Final Wgt/Vol..:** 2 mL
Analysis Date..: 08/28/08 **Prep Batch #...:** 8238042
Dilution Factor: 1 **Initial Wgt/Vol:** 1000 mL

PARAMETER	RESULT	REPORTING LIMIT	UNITS	METHOD
1,4-Dioxane	ND	1.0	ug/L	SW846 8270C

SURROGATE	PERCENT RECOVERY	RECOVERY LIMITS
Nitrobenzene-d5	72	(27 - 111)
2-Fluorobiphenyl	68	(28 - 110)
Terphenyl-d14	103	(37 - 119)
Phenol-d5	64	(10 - 110)
2-Fluorophenol	68	(10 - 110)
2,4,6-Tribromophenol	74	(22 - 120)

NOTE(S):

Calculations are performed before rounding to avoid round-off errors in calculated results.

SW846 8270C METHOD BLANK SUMMARY

BLANK WORKORDER NO.: KVPJJ1AA

Lab Name: TestAmerica Laboratories, Inc.

Lab Code: TALCAN SDG Number: 8H22130

Lab File ID: KVP1J1AA. Lot Number: A8H220130

Date Analyzed: 08/28/08 Time Analyzed: 18:58

Matrix: WATER Date Extracted: 08/25/08

GC Column: DB-5.625 ID: .18 Extraction Method: 3520C

Instrument ID: AG2 Level: (low/med) LOW

THIS METHOD BLANK APPLIES TO THE FOLLOWING SAMPLES, LCS, LCSD, MS , MSD:

	CLIENT ID.	SAMPLE WORK ORDER #	LAB FILE ID	DATE ANALYZED	TIME ANALYZED
01	DMW-6S-082108	KVLF01DW	KVLF01DW.	08/28/08	20:25
02	DMW-16I-082108	KVLF91DW	KVLF91DW.	08/28/08	20:43
03	DMW-5D-082108	KVLGG1DW	KVLGG1DW.	08/28/08	21:01
04	DMW-16S-082108	KVLGM1D1	KVLGM1D1.	08/29/08	15:17
05	DMW-2S-082108	KVLHC1DW	KVLHC1DW.	08/29/08	15:35
06	CHECK SAMPLE	KVPJJ1AC C	KVP1J1AC.	08/28/08	19:15
07	DUPLICATE CHECK	KVPJJ1AD L	KVP1J1AD.	08/28/08	19:33
08					
09					
10					
11					
12					
13					
14					
15					
16					
17					
18					
19					
20					
21					
22					
23					
24					
25					
26					
27					
28					
29					
30					

COMMENTS:

FORM IV

SW846 8270C METHOD BLANK SUMMARY

BLANK WORKORDER NO.: KVPJJ1AA

Lab Name: TestAmerica Laboratories, Inc.

Lab Code: TALCAN

SDG Number: 8H22130

Lab File ID: KVP1J1AA.

Lot Number: A8H230142

Date Analyzed: 08/28/08

Time Analyzed: 18:58

Matrix: WATER

Date Extracted: 08/25/08

GC Column: DB-5.625 ID: .18

Extraction Method: 3520C

Instrument ID: AG2

Level: (low/med) LOW

THIS METHOD BLANK APPLIES TO THE FOLLOWING SAMPLES, LCS, LCSD, MS , MSD:

	CLIENT ID.	SAMPLE WORK ORDER #	LAB FILE ID	DATE ANALYZED	TIME ANALYZED
01	DMW-9I-082208	KVNXF1DW	KVNXF1DW.	08/28/08	22:11
02	DMW-9D-082208	KVNXT1D1	KVNXT1D1.	08/29/08	15:52
03	DMW-9S-082208	KVNXV1D1	KVNXV1D1.	08/28/08	21:53
04	CHECK SAMPLE	KVPJJ1AC C	KVP1J1AC.	08/28/08	19:15
05	DUPLICATE CHECK	KVPJJ1AD L	KVP1J1AD.	08/28/08	19:33
06					
07					
08					
09					
10					
11					
12					
13					
14					
15					
16					
17					
18					
19					
20					
21					
22					
23					
24					
25					
26					
27					
28					
29					
30					

COMMENTS:

FORM IV

SW846 8270C CHECK SAMPLE RECOVERY

Lab Name: TestAmerica Laboratories, Inc. Client: Tetra Tech NUS, Inc

Lab Code: TALCAN SDG No: 8H22130

Lot #: A8H260000 WO #: KVR471AC
BATCH: 8239354

COMPOUND	SPIKE ADDED (ug/L)	SAMPLE CONCENT. (ug/L)	% REC	QC LIMITS REC	QUAL
1,2,4-Trichlorobenzene	20	9.8	49	25- 110	
Acenaphthene	20	12	62	40- 110	
2,4-Dinitrotoluene	20	14	72	52- 123	
Pyrene	20	15	74	55- 120	
N-Nitrosodi-n-propylamine	20	12	61	37- 121	
1,4-Dichlorobenzene	20	8.2	41	19- 110	
Pentachlorophenol	20	13	64	26- 110	
Phenol	20	8.3	41	14- 112	
2-Chlorophenol	20	12	58	27- 110	
4-Chloro-3-methylphenol	20	12	60	39- 110	
4-Nitrophenol	20	8.8	44	12- 130	

NOTES(S):

* Values outside of QC limits

Spike Recovery: 0 out of 11 outside limits

COMMENTS:

FORM III

SW846 8270C CHECK SAMPLE DUPLICATE RECOVERY

Lab Name: TestAmerica Laboratories, Inc. Client: Tetra Tech NUS, Inc

Lab Code: TALCAN SDG No: 8H22130

Lot #: A8H260000 WO #: KVR471AD
BATCH: 8239354

COMPOUND	SPIKE ADDED (ug/L)	SAMPLE CONCENT. (ug/L)	% REC	QC LIMITS REC	QUAL
1,4-Dichlorobenzene	20	11	57	19- 110	p
Pentachlorophenol	20	16	82	26- 110	
Phenol	20	9.8	49	14- 112	
2-Chlorophenol	20	15	74	27- 110	
4-Chloro-3-methylphenol	20	15	75	39- 110	
4-Nitrophenol	20	11	53	12- 130	
1,2,4-Trichlorobenzene	20	12	60	25- 110	
Acenaphthene	20	14	72	40- 110	
2,4-Dinitrotoluene	20	17	86	52- 123	
Pyrene	20	18	89	55- 120	
N-Nitrosodi-n-propylamine	20	15	77	37- 121	

NOTES(S):

p Relative percent difference (RPD) is outside stated control limits.

* Values outside of QC limits

Spike Recovery: 0 out of 11 outside limits

COMMENTS:

FORM III

METHOD BLANK REPORT

GC/MS Semivolatiles

Client Lot #...: 8H22130 **Work Order #...:** KVR471AA **Matrix.....:** WATER
MB Lot-Sample #: A8H260000-354

Prep Date.....: 08/26/08 **Final Wgt/Vol..:** 2 mL
Analysis Date..: 08/29/08 **Prep Batch #...:** 8239354
Dilution Factor: 1 **Initial Wgt/Vol:** 1000 mL

PARAMETER	RESULT	REPORTING LIMIT	UNITS	METHOD
1,4-Dioxane	ND	1.0	ug/L	SW846 8270C

SURROGATE	PERCENT RECOVERY	RECOVERY LIMITS
Nitrobenzene-d5	55	(27 - 111)
2-Fluorobiphenyl	52	(28 - 110)
Terphenyl-d14	74	(37 - 119)
Phenol-d5	37	(10 - 110)
2-Fluorophenol	49	(10 - 110)
2,4,6-Tribromophenol	65	(22 - 120)

NOTE(S):

Calculations are performed before rounding to avoid round-off errors in calculated results.

SW846 8270C METHOD BLANK SUMMARY

BLANK WORKORDER NO.: KVR471AA

Lab Name: TestAmerica Laboratories, Inc.

Lab Code: TALCAN

SDG Number: 8H22130

Lab File ID: KVR471AA.

Lot Number: A8H260119

Date Analyzed: 08/29/08

Time Analyzed: 09:09

Matrix: WATER

Date Extracted: 08/26/08

GC Column: DB-5.625 ID: .18

Extraction Method: 3510C

Instrument ID: AG2

Level: (low/med) LOW

THIS METHOD BLANK APPLIES TO THE FOLLOWING SAMPLES, LCS, LCSD, MS , MSD:

	CLIENT ID.	SAMPLE WORK ORDER #	LAB FILE ID	DATE ANALYZED	TIME ANALYZED
01	DMW-4I-082508	KVRA61CM	KVRA61CM.	09/03/08	16:33
02	DMW-16D-082508	KVRA71CL	KVRA71CL.	09/03/08	16:50
03	DMW-4D-082508	KVRCD1CM	KVRCD1CM.	09/03/08	17:08
04	DMW-14I-082508	KVRCG1CM	KVRCG1CM.	09/03/08	17:25
05	DMW-4S-082508	KVRCJ1CM	KVRCJ1CM.	09/03/08	17:43
06	CHECK SAMPLE	KVR471AC C	KVR471AC.	08/29/08	09:26
07	DUPLICATE CHECK	KVR471AD L	KVR471AD.	08/29/08	09:44
08					
09					
10					
11					
12					
13					
14					
15					
16					
17					
18					
19					
20					
21					
22					
23					
24					
25					
26					
27					
28					
29					
30					

COMMENTS:

SW846 8270C CHECK SAMPLE RECOVERY

Lab Name: TestAmerica Laboratories, Inc. Client: Tetra Tech NUS, Inc

Lab Code: TALCAN SDG No: 8H22130

Lot #: A8H270000 WO #: KVWJX1AC
BATCH: 8240407

COMPOUND	SPIKE ADDED (ug/L)	SAMPLE CONCENT. (ug/L)	% REC	QC LIMITS REC	QUAL
1,2,4-Trichlorobenzene	20	15	74	25- 110	
Acenaphthene	20	16	79	40- 110	
2,4-Dinitrotoluene	20	17	86	52- 123	
Pyrene	20	17	86	55- 120	
N-Nitrosodi-n-propylamine	20	16	82	37- 121	
1,4-Dichlorobenzene	20	14	70	19- 110	
Pentachlorophenol	20	15	74	26- 110	
Phenol	20	8.6	43	14- 112	
2-Chlorophenol	20	15	77	27- 110	
4-Chloro-3-methylphenol	20	16	79	39- 110	
4-Nitrophenol	20	7.7	39	12- 130	

NOTES(S):

* Values outside of QC limits

Spike Recovery: 0 out of 11 outside limits

COMMENTS:

FORM III

SW846 8270C CHECK SAMPLE DUPLICATE RECOVERY

Lab Name: TestAmerica Laboratories, Inc. Client: Tetra Tech NUS, Inc

Lab Code: TALCAN SDG No: 8H22130

Lot #: A8H270000 WO #: KVWJX1AD
BATCH: 8240407

COMPOUND	SPIKE ADDED (ug/L)	SAMPLE CONCENT. (ug/L)	% REC	QC LIMITS REC	QUAL
1,2,4-Trichlorobenzene	20	15	73	25 - 110	
Acenaphthene	20	16	79	40 - 110	
2,4-Dinitrotoluene	20	17	86	52 - 123	
Pyrene	20	17	87	55 - 120	
N-Nitrosodi-n-propylamine	20	16	80	37 - 121	
1,4-Dichlorobenzene	20	14	69	19 - 110	
Pentachlorophenol	20	14	68	26 - 110	
Phenol	20	8.5	43	14 - 112	
2-Chlorophenol	20	15	74	27 - 110	
4-Chloro-3-methylphenol	20	15	76	39 - 110	
4-Nitrophenol	20	7.7	38	12 - 130	

NOTES(S):

* Values outside of QC limits

Spike Recovery: 0 out of 11 outside limits

COMMENTS:

FORM III

METHOD BLANK REPORT

GC/MS Semivolatiles

Client Lot #...: 8H22130 **Work Order #...:** KVWJX1AA **Matrix.....:** WATER
MB Lot-Sample #: A8H270000-407

Prep Date.....: 08/27/08 **Final Wgt/Vol..:** 2 mL
Analysis Date..: 09/02/08 **Prep Batch #...:** 8240407
Dilution Factor: 1 **Initial Wgt/Vol:** 1000 mL

PARAMETER	RESULT	REPORTING LIMIT	UNITS	METHOD
1,4-Dioxane	ND	1.0	ug/L	SW846 8270C

SURROGATE	PERCENT RECOVERY	RECOVERY LIMITS
Nitrobenzene-d5	74	(27 - 111)
2-Fluorobiphenyl	68	(28 - 110)
Terphenyl-d14	96	(37 - 119)
Phenol-d5	39	(10 - 110)
2-Fluorophenol	56	(10 - 110)
2,4,6-Tribromophenol	83	(22 - 120)

NOTE(S):

Calculations are performed before rounding to avoid round-off errors in calculated results.

SW846 8270C METHOD BLANK SUMMARY

BLANK WORKORDER NO.: KVWJX1AA

Lab Name: TestAmerica Laboratories, Inc.

Lab Code: TALCAN

SDG Number: 8H22130

Lab File ID: KVWJX1AA.

Lot Number: A8H270116

Date Analyzed: 09/02/08

Time Analyzed: 10:18

Matrix: WATER

Date Extracted: 08/27/08

GC Column: DB-5.625 ID: .18

Extraction Method: 3510C

Instrument ID: AG2

Level: (low/med) LOW

THIS METHOD BLANK APPLIES TO THE FOLLOWING SAMPLES, LCS, LCSD, MS , MSD:

	CLIENT ID.	SAMPLE WORK ORDER #	LAB FILE ID	DATE ANALYZED	TIME ANALYZED
01	DMW-5I-082608	KVVGX1CM	KVVGX1CM.	09/02/08	11:46
02	DMW-5S-082608	KVVG41CM	KVVG41CM.	09/02/08	12:03
03	MW-6-082608	KVVG61CM	KVVG61CM.	09/02/08	12:21
04	CHECK SAMPLE	KVWJX1AC C	KVWJX1AC.	09/02/08	10:36
05	DUPLICATE CHECK	KVWJX1AD L	KVWJX1AD.	09/02/08	10:53
06					
07					
08					
09					
10					
11					
12					
13					
14					
15					
16					
17					
18					
19					
20					
21					
22					
23					
24					
25					
26					
27					
28					
29					
30					

COMMENTS:

FORM IV

5B

SEMIVOLATILE ORGANIC INSTRUMENT PERFORMANCE CHECK
DECAFLUOROTRIPHENYLPHOSPHINE (DFTPP)

Lab Name: NORTH CANTON Contract:

Lab Code: TACAN Case No.: SAS No.: SDG No.: 8H22130

Lab File ID: 2DF0828 DFTPP Injection Date: 08/28/08

Instrument ID: A4AG2 DFTPP Injection Time: 1218

m/e	ION ABUNDANCE CRITERIA	% RELATIVE ABUNDANCE
51	30.0 - 80.0% of mass 198	47.1
68	Less than 2.0% of mass 69	0.0 (0.0)1
69	Mass 69 relative abundance	46.4
70	Less than 2.0% of mass 69	0.0 (0.0)1
127	25.0 - 75.0% of mass 198	50.8
197	Less than 1.0% of mass 198	0.0
198	Base Peak, 100% relative abundance	100.0
199	5.0 to 9.0% of mass 198	6.6
275	10.0 - 30.0% of mass 198	26.1
365	Greater than 0.75% of mass 198	2.59
441	Present, but less than mass 443	9.2
442	40.0 - 110.0% of mass 198	57.5
443	15.0 - 24.0% of mass 442	11.1 (19.3)2

1-Value is % mass 69 2-Value is % mass 442

THIS CHECK APPLIES TO THE FOLLOWING SAMPLES, MS, MSD, BLANKS, AND STANDARDS:

	EPA SAMPLE NO.	LAB SAMPLE ID	LAB FILE ID	DATE ANALYZED	TIME ANALYZED
01	SSTD009	L9	2SHHH0828	08/28/08	1232
02	SSTD008	L8	2SHH0828	08/28/08	1250
03	SSTD007	L7	2SH0828	08/28/08	1307
04	SSTD006	L6	2SMH0828	08/28/08	1325
05	SSTD005	L5	2SMM0828	08/28/08	1342
06	SSTD004	L4	2SM0828	08/28/08	1400
07	SSTD003	L3	2SML0828	08/28/08	1417
08	SSTD002	L2	2SL0828	08/28/08	1435
09	SSTD001	L1	2SLL0828	08/28/08	1452
10	KVP1JBLK	KVPJJ1AA	KVP1J1AA	08/28/08	1858
11	KVP1JCHK	KVPJJ1AC	KVP1J1AC	08/28/08	1915
12	KVP1JCKDUP	KVPJJ1AD	KVP1J1AD	08/28/08	1933
13	DMW-6S-08210	KVLF01DW	KVLF01DW	08/28/08	2025
14	DMW-16I-0821	KVLF91DW	KVLF91DW	08/28/08	2043
15	DMW-5D-08210	KVLGG1DW	KVLGG1DW	08/28/08	2101
16	DMW-9S-08220	KVNXV1D1	KVNXV1D1	08/28/08	2153
17	DMW-9I-08220	KVNXF1DW	KVNXF1DW	08/28/08	2211
18					
19					
20					
21					
22					

Report Date: 29-Aug-2008 06:56

Calibration History

Method : \\cansvr11\dd\chem\MSS\a4ag2.i\80828A.b\8270-625.m
Start Cal Date: 28-AUG-2008 12:32
End Cal Date : 28-AUG-2008 17:30
Last Cal Level: 9
Last Cal Type : Initial Calibration

Initial Calibration

Injection Date	Sublist	Calibration File
Cal Level: 1 , Cal Amount: 0.05000		
28-AUG-2008 14:52	PAH	\\cansvr11\dd\chem\MSS\a4ag2.i\80828A.b\2SLL0828.D
Cal Level: 2 , Cal Amount: 0.25000		
28-AUG-2008 17:30	2-ap9m	\\cansvr11\dd\chem\MSS\a4ag2.i\80828A.b\2AL0828.D
28-AUG-2008 14:35	3-827042	\\cansvr11\dd\chem\MSS\a4ag2.i\80828A.b\2SL0828.D
Cal Level: 3 , Cal Amount: 0.50000		
28-AUG-2008 17:13	2-ap9m	\\cansvr11\dd\chem\MSS\a4ag2.i\80828A.b\2AML0828.D
28-AUG-2008 14:17	3-827042	\\cansvr11\dd\chem\MSS\a4ag2.i\80828A.b\2SML0828.D
Cal Level: 4 , Cal Amount: 1.00000		
28-AUG-2008 16:55	2-ap9m	\\cansvr11\dd\chem\MSS\a4ag2.i\80828A.b\2AM0828.D
28-AUG-2008 14:00	3-827042	\\cansvr11\dd\chem\MSS\a4ag2.i\80828A.b\2SM0828.D
Cal Level: 5 , Cal Amount: 2.50000		
28-AUG-2008 16:38	2-ap9m	\\cansvr11\dd\chem\MSS\a4ag2.i\80828A.b\2AMM0828.D
28-AUG-2008 13:42	3-827042	\\cansvr11\dd\chem\MSS\a4ag2.i\80828A.b\2SMM0828.D
Cal Level: 6 , Cal Amount: 5.00000		
28-AUG-2008 16:20	2-ap9m	\\cansvr11\dd\chem\MSS\a4ag2.i\80828A.b\2AMH0828.D
28-AUG-2008 13:25	3-827042	\\cansvr11\dd\chem\MSS\a4ag2.i\80828A.b\2SMH0828.D

Cal Level: 7 , Cal Amount: 7.50000		
28-AUG-2008 16:03	2-ap9m	
\\cansvr11\dd\chem\MSS\a4ag2.i\80828A.b\2AH0828.D		
28-AUG-2008 13:07	3-827042	
\\cansvr11\dd\chem\MSS\a4ag2.i\80828A.b\2SH0828.D		

Cal Level: 8 , Cal Amount: 10.00000		
28-AUG-2008 15:45	2-ap9m	
\\cansvr11\dd\chem\MSS\a4ag2.i\80828A.b\2AHH0828.D		
28-AUG-2008 12:50	3-827042	
\\cansvr11\dd\chem\MSS\a4ag2.i\80828A.b\2SHH0828.D		

Cal Level: 9 , Cal Amount: 12.50000		
28-AUG-2008 15:27	2-ap9m	
\\cansvr11\dd\chem\MSS\a4ag2.i\80828A.b\2AHHH0828.D		
28-AUG-2008 12:32	3-827042	
\\cansvr11\dd\chem\MSS\a4ag2.i\80828A.b\2SHHH0828.D		

Continuing Calibration
Ccal Level Mode: GLOBAL LEVEL 6

28-AUG-2008 13:25	3-827042	
\\cansvr11\dd\chem\MSS\a4ag2.i\80828A.b\2SMH0828.D		
28-AUG-2008 16:20	2-ap9m	
\\cansvr11\dd\chem\MSS\a4ag2.i\80828A.b\2AMH0828.D		

TestAmerica North Canton

INITIAL CALIBRATION DATA

okmw 8/29/08

Start Cal Date : 28-AUG-2008 12:32
End Cal Date : 28-AUG-2008 17:30
Quant Method : ISTD
Origin : Disabled
Target Version : 4.14
Integrator : HP RTE
Method file : \\cansvr11\dd\chem\MSS\a4ag2.i\80828A.b\8270-625.m
Last Edit : 29-Aug-2008 06:56 a4ag2.i
Curve Type : Average

Calibration File Names:
Level 1: \\cansvr11\dd\chem\MSS\a4ag2.i\80828A.b\2SLL0828.D
Level 2: \\cansvr11\dd\chem\MSS\a4ag2.i\80828A.b\2AL0828.D
Level 3: \\cansvr11\dd\chem\MSS\a4ag2.i\80828A.b\2AML0828.D
Level 4: \\cansvr11\dd\chem\MSS\a4ag2.i\80828A.b\2AM0828.D
Level 5: \\cansvr11\dd\chem\MSS\a4ag2.i\80828A.b\2AMM0828.D
Level 6: \\cansvr11\dd\chem\MSS\a4ag2.i\80828A.b\2AMH0828.D
Level 7: \\cansvr11\dd\chem\MSS\a4ag2.i\80828A.b\2AH0828.D
Level 8: \\cansvr11\dd\chem\MSS\a4ag2.i\80828A.b\2AHH0828.D
Level 9: \\cansvr11\dd\chem\MSS\a4ag2.i\80828A.b\2AHHH0828.D

Compound	0.05000 Level 1	0.25000 Level 2	0.50000 Level 3	1.000 Level 4	2.500 Level 5	5.000 Level 6	RRF	% RSD	
	7.500 Level 7	10.000 Level 8	12.500 Level 9						
198 1,4-Dioxane	+++++	0.42637	0.37596	0.36009	0.36754	0.33827			
	0.39396	0.34746	0.38657				0.37453	7.496	<-
7 N-Nitrosomorpholine	+++++	0.72995	0.74520	0.68855	0.73677	0.71886			
	0.79078	0.86898	0.92457				0.77546	10.505	<-
8 Ethyl methanesulfonate	+++++	0.78775	0.78044	0.76470	0.77828	0.75559			
	0.82201	0.90698	0.94636				0.81776	8.653	<-
9 Pyridine	+++++	0.89234	0.79469	0.93808	1.08184	1.09777			
	1.22578	1.22503	1.25633				1.06398	16.217	<-
10 N-Nitrosodimethylamine	+++++	+++++	0.45940	0.54143	0.58978	0.59852			
	0.67084	0.66849	0.71881				0.60675	14.557	<-
11 Ethyl methacrylate	+++++	+++++	+++++	+++++	+++++	+++++			
	+++++	+++++	+++++				+++++	+++++	<-
12 3-Chloropropionitrile	+++++	+++++	0.45973	0.50638	0.55505	0.56054			
	0.67169	0.66648	0.69488				0.58782	15.459	<-
13 Malononitrile	+++++	+++++	+++++	+++++	+++++	+++++			
	+++++	+++++	+++++				+++++	+++++	<-

TestAmerica North Canton

INITIAL CALIBRATION DATA

Start Cal Date : 28-AUG-2008 12:32
End Cal Date : 28-AUG-2008 17:30
Quant Method : ISTD
Origin : Disabled
Target Version : 4.14
Integrator : HP RTE
Method file : \\cansvr11\dd\chem\MSS\a4ag2.i\80828A.b\8270-625.m
Last Edit : 29-Aug-2008 06:56 a4ag2.i
Curve Type : Average

Compound	0.05000 Level 1	0.25000 Level 2	0.50000 Level 3	1.000 Level 4	2.500 Level 5	5.000 Level 6	RRF	% RSD	
	7.500 Level 7	10.000 Level 8	12.500 Level 9						
14 2-Picoline	+++++	1.06468	1.10658	1.12014	1.18271	1.19173			
	1.25859	1.36197	1.39894				1.21067	9.976	<-
15 N-Nitrosomethylethylamine	+++++	0.42152	0.47879	0.44970	0.49621	0.51134			
	0.55604	0.59643	0.61055				0.51507	13.152	<-
16 Methyl methanesulfonate	+++++	0.57308	0.70490	0.64298	0.65215	0.64060			
	0.68562	0.73962	0.78370				0.67783	9.666	<-
18 1,3-Dichloro-2-propanol	+++++	0.99523	1.06372	0.95566	1.03280	1.10191			
	1.14903	1.27697	1.31074				1.11076	11.532	<-
19 N-Nitrosodiethylamine	+++++	0.54556	0.50437	0.49039	0.55372	0.53433			
	0.57388	0.62170	0.65318				0.55964	9.909	<-
21 Aniline	+++++	1.43339	1.50658	1.55018	1.60488	1.64725			
	1.79253	1.96700	1.92236				1.67802	11.665	<-
22 Phenol	+++++	1.42583	1.42023	1.43336	1.50353	1.47331			
	1.73004	1.73783	1.72094				1.55563	9.428	<-
23 bis(2-Chloroethyl)ether	1.21685	1.20334	1.16663	1.19180	1.24107	1.32870			
	1.61747	1.46117	1.58972				1.33519	13.229	
24 2-Chlorophenol	+++++	1.26169	1.24915	1.23943	1.24918	1.27846			
	1.51917	1.52481	1.47410				1.34950	9.704	<-
25 Pentachloroethane	+++++	0.43622	0.41050	0.38342	0.41629	0.41729			
	0.44368	0.50852	0.52389				0.44248	11.092	<-
26 1,3-Dichlorobenzene	+++++	1.23566	1.26969	1.24013	1.26163	1.25196			
	1.47809	1.47153	1.48793				1.33708	8.844	<-

TestAmerica North Canton

INITIAL CALIBRATION DATA

Start Cal Date : 28-AUG-2008 12:32
End Cal Date : 28-AUG-2008 17:30
Quant Method : ISTD
Origin : Disabled
Target Version : 4.14
Integrator : HP RTE
Method file : \\cansvr11\dd\chem\MSS\a4ag2.i\80828A.b\8270-625.m
Last Edit : 29-Aug-2008 06:56 a4ag2.i
Curve Type : Average

Compound	0.05000 Level 1	0.25000 Level 2	0.50000 Level 3	1.000 Level 4	2.500 Level 5	5.000 Level 6	RRF	% RSD	
	7.500 Level 7	10.000 Level 8	12.500 Level 9						
27 1,4-Dichlorobenzene	+++++	1.25449	1.28370	1.22443	1.24494	1.25428			
	1.45602	1.44823	1.49858				1.33308	8.513	<-
28 1,2-Dichlorobenzene	+++++	1.14930	1.14290	1.15568	1.18881	1.21430			
	1.42719	1.45097	1.48897				1.27727	11.780	<-
29 Benzyl Alcohol	+++++	0.71578	0.69250	0.73744	0.78593	0.80579			
	0.91022	0.91455	0.94541				0.81345	12.095	<-
30 2-Methylphenol	+++++	1.12569	1.13894	1.10804	1.17624	1.22619			
	1.35809	1.39082	1.41822				1.24278	10.239	<-
31 bis(2-Chloroisopropyl)ether	+++++	1.29116	1.24292	1.28125	1.30803	1.34415			
	1.58777	1.63090	1.69493				1.42264	12.842	<-
32 N-Nitroso-di-n-propylamine	+++++	0.82290	0.80591	0.81303	0.86628	0.90256			
	1.00206	1.03394	1.07102				0.91471	11.642	<-
M 195 Cresols, total	+++++	2.30245	2.31315	2.27591	2.40627	2.49879			
	2.76548	2.81334	2.89824				2.53420	10.014	<-
192 4-Methylphenol	+++++	1.17676	1.17421	1.16787	1.23002	1.27260			
	1.40739	1.42253	1.48002				1.29142	9.816	<-
193 3-Methylphenol	+++++	1.06451	1.08461	1.04892	1.16003	1.12737			
	1.25120	1.37435	1.47237				1.19792	12.953	<-
34 Hexachloroethane	+++++	0.44026	0.45003	0.45421	0.46512	0.47700			
	0.55145	0.55345	0.55351				0.49313	10.254	<-
35 Nitrobenzene	0.29061	0.26459	0.27845	0.28317	0.28779	0.30446			
	0.34707	0.35217	0.34874				0.30634	11.076	

TestAmerica North Canton

INITIAL CALIBRATION DATA

Start Cal Date : 28-AUG-2008 12:32
End Cal Date : 28-AUG-2008 17:30
Quant Method : ISTD
Origin : Disabled
Target Version : 4.14
Integrator : HP RTE
Method file : \\cansvr11\dd\chem\MSS\a4ag2.i\80828A.b\8270-625.m
Last Edit : 29-Aug-2008 06:56 a4ag2.i
Curve Type : Average

Compound	0.05000 Level 1	0.25000 Level 2	0.50000 Level 3	1.000 Level 4	2.500 Level 5	5.000 Level 6	RRF	% RSD	
	7.500 Level 7	10.000 Level 8	12.500 Level 9						
36 N-Nitrosopyrrolidine	+++++	0.49757	0.56098	0.54643	0.60682	0.58244			
	0.65968	0.70601	0.75848				0.61480	14.207	<-
37 Acetophenone	+++++	1.55734	1.53634	1.57520	1.59902	1.64349			
	1.82936	1.87950	1.90382				1.69051	9.106	<-
39 o-Toluidine	+++++	1.81522	1.92076	1.82950	1.89097	1.82716			
	1.77221	1.69181	+++++				1.82109	4.137	<-
40 N-Nitrosopiperidine	+++++	0.13586	0.13625	0.13718	0.14268	0.14411			
	0.14606	0.16132	0.17594				0.14742	9.611	<-
41 Isophorone	+++++	0.45377	0.50969	0.49373	0.51724	0.54954			
	0.60475	0.60982	0.62435				0.54536	11.400	<-
42 2-Nitrophenol	+++++	0.15915	0.17189	0.17597	0.18149	0.19366			
	0.21506	0.21644	0.22294				0.19207	12.353	<-
43 2,4-Dimethylphenol	+++++	0.30567	0.32597	0.32601	0.33790	0.35059			
	0.38457	0.38272	0.39109				0.35057	9.158	<-
44 bis(2-Chloroethoxy)methane	+++++	0.27618	0.29541	0.30273	0.29574	0.32181			
	0.37869	0.36976	0.38517				0.32819	13.155	<-
45 O,O,O-Triethyl phosphorothioa	+++++	0.13935	0.13582	0.13105	0.13889	0.14077			
	0.14830	0.16244	0.17427				0.14636	10.080	<-
46 2,4-Toluenediamene	+++++	0.24195	0.25929	0.22702	0.16929	0.18579			
	0.18833	0.17856	0.17726				0.20344	16.791	<-
47 1,3,5-Trichlorobenzene	+++++	0.24905	0.24680	0.24875	0.25069	0.26218			
	0.29806	0.29578	0.30359				0.26936	9.349	<-

TestAmerica North Canton

INITIAL CALIBRATION DATA

Start Cal Date : 28-AUG-2008 12:32
End Cal Date : 28-AUG-2008 17:30
Quant Method : ISTD
Origin : Disabled
Target Version : 4.14
Integrator : HP RTE
Method file : \\cansvr11\dd\chem\MSS\a4ag2.i\80828A.b\8270-625.m
Last Edit : 29-Aug-2008 06:56 a4ag2.i
Curve Type : Average

Compound	0.05000 Level 1	0.25000 Level 2	0.50000 Level 3	1.000 Level 4	2.500 Level 5	5.000 Level 6	RRF	% RSD	
	7.500 Level 7	10.000 Level 8	12.500 Level 9						
48 2,4-Dichlorophenol	+++++	0.23916	0.24506	0.24417	0.25413	0.26779			
	0.29358	0.28682	0.29172				0.26530	8.585	<-
49 Benzoic Acid	+++++	+++++	0.14454	0.19281	0.21675	0.24704			
	0.25812	0.28492	0.27415				0.23119	21.554	<-
50 1,2,4-Trichlorobenzene	+++++	0.23100	0.24090	0.24148	0.24751	0.25622			
	0.29159	0.29039	0.29491				0.26175	10.040	<-
51 Naphthalene	0.91886	0.89566	0.91258	0.90895	0.94046	0.96451			
	1.06667	1.07481	1.07569				0.97313	7.917	
52 4-Chloroaniline	+++++	0.37931	0.40487	0.40234	0.41771	0.45970			
	0.44548	0.45655	0.49234				0.43229	8.650	<-
53 a,a-Dimethyl-phenethylamine	+++++	+++++	0.34509	0.45065	0.60327	0.62987			
	0.69027	0.76508	0.80913				0.61334	27.126	<-
54 2,6-Dichlorophenol	+++++	0.21057	0.22188	0.21568	0.23081	0.23257			
	0.24263	0.26761	0.28908				0.23885	11.293	<-
55 Hexachloropropene	+++++	+++++	+++++	0.15531	0.16570	0.16203			
	0.16976	0.18759	0.19806				0.17307	9.452	<-
56 Hexachlorobutadiene	+++++	0.13292	0.13340	0.12484	0.12935	0.13557			
	0.15365	0.14965	0.15044				0.13873	7.860	<-
57 1,2,3-Trichlorobenzene	+++++	0.21377	0.23070	0.22190	0.23213	0.24385			
	0.27282	0.27380	0.27804				0.24587	10.391	<-
58 N-Nitrosodi-n-butylamine	+++++	0.17918	0.18852	0.19001	0.20103	0.20654			
	0.21523	0.23514	0.25590				0.20894	12.350	<-

TestAmerica North Canton

INITIAL CALIBRATION DATA

Start Cal Date : 28-AUG-2008 12:32
End Cal Date : 28-AUG-2008 17:30
Quant Method : ISTD
Origin : Disabled
Target Version : 4.14
Integrator : HP RTE
Method file : \\cansvr11\dd\chem\MSS\a4ag2.i\80828A.b\8270-625.m
Last Edit : 29-Aug-2008 06:56 a4ag2.i
Curve Type : Average

Compound	0.05000 Level 1	0.25000 Level 2	0.50000 Level 3	1.000 Level 4	2.500 Level 5	5.000 Level 6	RRF	% RSD	
	7.500 Level 7	10.000 Level 8	12.500 Level 9						
59 4-Chloro-3-Methylphenol	+++++	+++++	0.29288	0.27915	0.29715	0.30936			
	0.34042	0.34180	0.35151				0.31604	8.964	<-
60 p-Phenylene diamine	+++++	0.18192	0.25340	0.28007	0.29761	0.28594			
	0.27058	0.25724	0.24303				0.25872	13.878	<-
61 Safrole	+++++	0.44515	0.45649	0.43135	0.46540	0.47570			
	0.50910	0.56208	0.60952				0.49435	12.581	<-
62 2-Methylnaphthalene	0.51415	0.51665	0.53701	0.53640	0.55084	0.58547			
	0.64131	0.63393	0.65241				0.57424	9.655	
63 1-Methylnaphthalene	0.57530	0.56219	0.59813	0.59006	0.59717	0.63930			
	0.70705	0.70002	0.72335				0.63251	9.820	
64 Hexachlorocyclopentadiene	+++++	0.20184	0.21059	0.22853	0.24464	0.26134			
	0.30781	0.31112	0.32331				0.26115	18.279	<-
65 1,2,4,5-Tetrachlorobenzene	+++++	0.47211	0.43067	0.42854	0.44470	0.45414			
	0.46478	0.50653	0.53651				0.46725	8.043	<-
66 2,4,6-Trichlorophenol	+++++	0.29895	0.31073	0.31288	0.32851	0.34647			
	0.37841	0.37869	0.38356				0.34227	10.048	<-
67 2,4,5-Trichlorophenol	+++++	0.33278	0.33629	0.35515	0.36143	0.37558			
	0.40667	0.40520	0.41121				0.37304	8.510	<-
68 1,2,3,5-Tetrachlorobenzene	+++++	0.43134	0.43133	0.43403	0.43339	0.45831			
	0.52425	0.52624	0.53024				0.47114	9.983	<-
69 1,4-Dinitrobenzene	+++++	0.12728	0.13935	0.15610	0.17908	0.18526			
	0.19270	0.21111	0.22856				0.17743	19.600	<-

TestAmerica North Canton

INITIAL CALIBRATION DATA

Start Cal Date : 28-AUG-2008 12:32
End Cal Date : 28-AUG-2008 17:30
Quant Method : ISTD
Origin : Disabled
Target Version : 4.14
Integrator : HP RTE
Method file : \\cansvr11\dd\chem\MSS\a4ag2.i\80828A.b\8270-625.m
Last Edit : 29-Aug-2008 06:56 a4ag2.i
Curve Type : Average

Compound	0.05000 Level 1	0.25000 Level 2	0.50000 Level 3	1.000 Level 4	2.500 Level 5	5.000 Level 6	RRF	% RSD	
	7.500 Level 7	10.000 Level 8	12.500 Level 9						
70 2-Chloronaphthalene	0.86364	0.92779	0.93250	0.93095	0.93493	0.97398			
	1.12974	1.11709	1.14403				0.99496	10.607	
71 Isosafrole 1	+++++	0.12589	0.12574	0.12214	0.12935	0.13115			
	0.13345	0.14989	0.15534				0.13412	8.968	<-
M 188 Isosafrole, Total	+++++	0.92193	0.91508	0.89563	0.96295	0.99230			
	1.02562	1.13779	1.20974				1.00763	11.178	<-
72 Isosafrole 2	+++++	0.79604	0.78934	0.77349	0.83360	0.86115			
	0.89217	0.98790	1.05440				0.87351	11.529	<-
73 2-Nitroaniline	+++++	0.30046	0.30478	0.31397	0.32214	0.34127			
	0.38442	0.37723	0.38458				0.34110	10.593	<-
74 1,2,3,4-Tetrachlorobenzene	+++++	0.38396	0.40151	0.40278	0.41089	0.42360			
	0.48970	0.48822	0.49325				0.43674	10.482	<-
75 1,4-Naphthoquinone	+++++	0.29304	0.31367	0.34750	0.39959	0.41163			
	0.39865	0.42838	0.43466				0.37839	14.147	<-
76 Dimethylphthalate	+++++	1.11337	1.15944	1.14607	1.17534	1.22471			
	1.37126	1.34140	1.37471				1.23829	8.708	<-
77 m-Dinitrobenzene	+++++	0.16269	0.16625	0.18286	0.20696	0.21141			
	0.22462	0.24093	0.25909				0.20685	16.748	<-
78 2,6-Dinitrotoluene	+++++	0.20776	0.23516	0.24823	0.26363	0.27938			
	0.32899	0.32852	0.33147				0.27789	17.136	<-
79 Acenaphthylene	1.60464	1.57500	1.65519	1.64889	1.69549	1.76232			
	1.95707	1.95532	1.96029				1.75714	9.063	

TestAmerica North Canton

INITIAL CALIBRATION DATA

Start Cal Date : 28-AUG-2008 12:32
End Cal Date : 28-AUG-2008 17:30
Quant Method : ISTD
Origin : Disabled
Target Version : 4.14
Integrator : HP RTE
Method file : \\cansvr11\dd\chem\MSS\a4ag2.i\80828A.b\8270-625.m
Last Edit : 29-Aug-2008 06:56 a4ag2.i
Curve Type : Average

Compound	0.05000 Level 1	0.25000 Level 2	0.50000 Level 3	1.000 Level 4	2.500 Level 5	5.000 Level 6	___ RRF	% RSD	
	7.500 Level 7	10.000 Level 8	12.500 Level 9						
80 1,2-Dinitrobenzene	+++++	0.09429	0.11794	0.12187	0.12873	0.13936			
	0.16143	0.16190	0.16356				0.13614	18.431	<-
81 3-Nitroaniline	+++++	0.26633	0.28801	0.29468	0.30628	0.32451			
	0.36401	0.36032	0.36827				0.32155	12.117	<-
82 Acenaphthene	1.04620	1.05419	1.03879	1.03984	1.04839	1.14611			
	1.25797	1.25639	1.26843				1.12848	9.274	
83 2,4-Dinitrophenol	+++++	+++++	+++++	0.15027	0.18296	0.21185			
	0.25552	0.25222	0.24165				0.21574	19.621	<-
84 Pentachlorobenzene	+++++	0.38066	0.36753	0.34406	0.36222	0.36695			
	0.37644	0.41649	0.45193				0.38328	9.019	<-
85 4-Nitrophenol	+++++	+++++	0.16370	0.18120	0.18745	0.20414			
	0.21885	0.21428	0.21494				0.19779	10.513	<-
86 Dibenzofuran	1.36217	1.43239	1.43570	1.42684	1.45052	1.49282			
	1.68029	1.67226	1.68254				1.51506	8.382	
87 2,4-Dinitrotoluene	+++++	0.30854	0.32256	0.35250	0.35788	0.38428			
	0.45087	0.44675	0.45745				0.38510	15.499	<-
88 2,3,4,6-Tetrachlorophenol	+++++	0.18089	0.18883	0.20856	0.23824	0.24709			
	0.26501	0.29239	0.32337				0.24305	20.514	<-
89 1-Naphthylamine	+++++	0.97869	0.99652	1.01210	0.99091	0.93982			
	0.76574	+++++	+++++				0.94730	9.736	<-
90 Zinophos	+++++	0.21958	0.23673	0.23365	0.25830	0.26394			
	0.26780	0.29020	0.30983				0.26001	11.578	<-

TestAmerica North Canton

INITIAL CALIBRATION DATA

Start Cal Date : 28-AUG-2008 12:32
End Cal Date : 28-AUG-2008 17:30
Quant Method : ISTD
Origin : Disabled
Target Version : 4.14
Integrator : HP RTE
Method file : \\cansvr11\dd\chem\MSS\a4ag2.i\80828A.b\8270-625.m
Last Edit : 29-Aug-2008 06:56 a4ag2.i
Curve Type : Average

Compound	0.05000 Level 1	0.25000 Level 2	0.50000 Level 3	1.000 Level 4	2.500 Level 5	5.000 Level 6	RRF	% RSD	
	7.500 Level 7	10.000 Level 8	12.500 Level 9						
91 2,3,5,6-Tetrachlorophenol	+++++	+++++	0.23964	0.25405	0.26831	0.28490			
	0.32251	0.31883	0.32884				0.28815	12.430	<-
92 2-Naphthylamine	+++++	1.00448	1.00834	1.03815	1.06419	1.00084			
	0.73484	0.63384	0.66741				0.89401	20.311	<-
93 Diethylphthalate	+++++	1.19647	1.19362	1.23384	1.24795	1.29303			
	1.45228	1.42079	1.42312				1.30764	8.259	<-
94 Fluorene	1.14022	1.14285	1.19714	1.19462	1.21490	1.29715			
	1.46318	1.43081	1.44466				1.28061	10.347	
95 4-Chlorophenyl-phenylether	+++++	0.50275	0.50907	0.49405	0.49690	0.53651			
	0.62602	0.61547	0.63260				0.55167	11.238	<-
96 4-Nitroaniline	+++++	0.30482	0.29105	0.31932	0.33590	0.37060			
	0.42269	0.41601	0.42339				0.36047	15.278	<-
97 5-Nitro-o-toluidine	+++++	0.26966	0.29913	0.31377	0.35619	0.34121			
	0.31703	0.32791	0.36267				0.32345	9.468	<-
98 4,6-Dinitro-2-methylphenol	+++++	+++++	+++++	0.11125	0.13132	0.14868			
	0.16725	0.17087	0.17311				0.15041	16.602	<-
99 N-Nitrosodiphenylamine	+++++	0.51271	0.51953	0.53929	0.55723	0.58417			
	0.63384	0.63835	0.65658				0.58021	9.781	<-
100 1,2-Diphenylhydrazine	+++++	0.62233	0.65321	0.66952	0.71157	0.73983			
	0.80694	0.82430	0.85565				0.73542	11.714	<-
101 Diphenylamine	+++++	0.51271	0.51953	0.53929	0.55723	0.58417			
	0.63384	0.63835	0.65658				0.58021	9.781	<-

TestAmerica North Canton

INITIAL CALIBRATION DATA

Start Cal Date : 28-AUG-2008 12:32
End Cal Date : 28-AUG-2008 17:30
Quant Method : ISTD
Origin : Disabled
Target Version : 4.14
Integrator : HP RTE
Method file : \\cansvr11\dd\chem\MSS\a4ag2.i\80828A.b\8270-625.m
Last Edit : 29-Aug-2008 06:56 a4ag2.i
Curve Type : Average

Compound	0.05000 Level 1	0.25000 Level 2	0.50000 Level 3	1.000 Level 4	2.500 Level 5	5.000 Level 6	RRF	% RSD	
	7.500 Level 7	10.000 Level 8	12.500 Level 9						
102 Tetraethyl dithiopyrophosphat	+++++	0.08998	0.08341	0.08538	0.09299	0.09532			
	0.09786	0.11231	0.11979				0.09713	13.153	<-
103 Diallate 1	+++++	0.52446	0.52192	0.54147	0.57518	0.58669			
	0.63272	0.71233	0.77284				0.60845	15.090	<-
M 189 Diallate, Total	+++++	2.28886	2.31791	2.30579	2.51242	2.48919			
	2.85156	3.11601	3.41768				2.66243	15.871	<-
104 Phorate	+++++	0.13837	0.14565	0.14617	0.15739	0.15714			
	0.17223	0.19472	0.21267				0.16554	15.758	<-
105 1,3,5-Trinitrobenzene	+++++	0.03950	0.04801	0.05726	0.07660	0.08031			
	0.08663	0.09518	0.09981				0.07291	30.480	NA
106 4-Bromophenyl-phenylether	+++++	0.16181	0.15718	0.16504	0.16928	0.18096			
	0.20549	0.20932	0.21583				0.18311	12.903	<-
107 Hexachlorobenzene	0.15217	0.15110	0.15838	0.15776	0.16009	0.17337			
	0.19642	0.19634	0.20265				0.17203	12.141	
108 Phenacetin	+++++	0.29912	0.32382	0.34039	0.38959	0.39662			
	0.43666	0.48182	0.52911				0.39964	19.920	<-
109 Diallate 2	+++++	0.08413	0.07299	0.07606	0.07562	0.07965			
	0.08135	0.08904	0.09598				0.08185	9.378	<-
110 Dimethoate	+++++	0.21472	0.22776	0.24288	0.25400	0.24966			
	0.23676	0.25715	0.24669				0.24120	5.914	<-
111 Pentachlorophenol	+++++	0.08344	0.10183	0.11127	0.12581	0.13541			
	0.15255	0.15628	0.15250				0.12739	21.002	<-

TestAmerica North Canton

INITIAL CALIBRATION DATA

Start Cal Date : 28-AUG-2008 12:32
End Cal Date : 28-AUG-2008 17:30
Quant Method : ISTD
Origin : Disabled
Target Version : 4.14
Integrator : HP RTE
Method file : \\cansvr11\dd\chem\MSS\a4ag2.i\80828A.b\8270-625.m
Last Edit : 29-Aug-2008 06:56 a4ag2.i
Curve Type : Average

Compound	0.05000 Level 1	0.25000 Level 2	0.50000 Level 3	1.000 Level 4	2.500 Level 5	5.000 Level 6	RRF	% RSD	
	7.500 Level 7	10.000 Level 8	12.500 Level 9						
112 Pentachloronitrobenzene	+++++	0.07332	0.07171	0.07506	0.08281	0.08378			
	0.08852	0.09615	0.10130				0.08408	12.823	<-
113 4-Aminobiphenyl	+++++	0.71430	0.69564	0.70305	0.68951	0.66975			
	0.62682	0.64637	0.66174				0.67590	4.441	<-
114 Pronamide	+++++	0.30231	0.30306	0.31429	0.33992	0.34589			
	0.37181	0.41817	0.43151				0.35337	14.168	<-
115 Phenanthrene	1.07793	0.99952	1.04774	1.03123	1.05603	1.12342			
	1.23314	1.23737	1.26734				1.11930	9.033	
116 Anthracene	1.00779	0.96115	1.01158	1.00862	1.05579	1.12944			
	1.21840	1.24215	1.28539				1.10226	10.892	
117 Dinoseb	+++++	0.08610	0.10337	0.11727	0.15720	0.16797			
	0.19172	0.22597	0.24224				0.16148	35.242	<- NA
118 Disulfoton	+++++	0.30293	0.31736	0.31291	0.35126	0.36559			
	0.39764	0.44781	0.49302				0.37357	18.310	<-
119 Carbazole	+++++	0.92225	0.91304	0.93761	0.97720	1.05699			
	1.16412	1.16369	1.18557				1.04006	11.295	<-
120 Di-n-Butylphthalate	+++++	1.10610	1.20191	1.23801	1.31083	1.38404			
	1.50481	1.52366	1.57517				1.35557	12.508	<-
121 4-Nitroquinoline 1-oxide	+++++	0.03919	0.04729	0.05953	0.08934	0.09769			
	0.10839	0.12736	0.12791				0.08709	40.008	<- NA
122 Methapyrilene	+++++	0.34768	0.37612	0.38721	0.39569	0.37782			
	0.34147	0.35367	0.34074				0.36505	5.942	<-

TestAmerica North Canton

INITIAL CALIBRATION DATA

Start Cal Date : 28-AUG-2008 12:32
End Cal Date : 28-AUG-2008 17:30
Quant Method : ISTD
Origin : Disabled
Target Version : 4.14
Integrator : HP RTE
Method file : \\cansvr11\dd\chem\MSS\a4ag2.i\80828A.b\8270-625.m
Last Edit : 29-Aug-2008 06:56 a4ag2.i
Curve Type : Average

Compound	0.05000 Level 1	0.25000 Level 2	0.50000 Level 3	1.000 Level 4	2.500 Level 5	5.000 Level 6	RRF	% RSD	
	7.500 Level 7	10.000 Level 8	12.500 Level 9						
123 Fluoranthene	1.04296	0.96500	0.98780	0.98947	1.03064	1.12502			
	1.22589	1.22152	1.24505				1.09259	10.379	
124 Benzidine	+++++	0.49500	0.58332	0.61206	0.66761	0.72651			
	0.80967	+++++	+++++				0.64903	17.097	<-
125 Pyrene	1.09378	1.06204	1.09781	1.12186	1.13629	1.17137			
	1.30561	1.33203	+++++				1.16510	8.619	
126 Aramite 1	+++++	0.04503	0.04606	0.04773	0.05128	0.05345			
	0.05588	0.06176	0.06406				0.05316	13.294	<-
M 191 Aramite, Total	+++++	0.47469	0.47756	0.49027	0.55044	0.54679			
	0.61225	0.63742	0.68567				0.55938	14.128	<-
127 Aramite 2	+++++	0.08334	0.08260	0.08874	0.09508	0.09956			
	0.10388	0.11100	0.11959				0.09797	13.468	<-
128 p-Dimethylamino azobenzene	+++++	0.20778	0.21481	0.21964	0.24870	0.25533			
	0.27834	0.30317	0.32984				0.25720	17.114	<-
129 p-Chlorobenzilate	+++++	0.40003	0.39599	0.39577	0.42485	0.43412			
	0.45467	0.50147	0.53666				0.44294	11.769	<-
130 Famphur 1	+++++	0.40488	0.39579	0.36881	0.25932	0.17781			
	+++++	+++++	+++++				0.32132	30.817	<- NA
131 Butylbenzylphthalate	+++++	0.49280	0.54196	0.56532	0.57592	0.61839			
	0.68657	0.68899	0.69448				0.60805	12.556	<-
132 3,3'-Dimethylbenzidine	+++++	0.49981	0.53231	0.56333	0.50982	0.44255			
	0.33626	0.28772	0.26149				0.42916	27.439	<-

TestAmerica North Canton

INITIAL CALIBRATION DATA

Start Cal Date : 28-AUG-2008 12:32
End Cal Date : 28-AUG-2008 17:30
Quant Method : ISTD
Origin : Disabled
Target Version : 4.14
Integrator : HP RTE
Method file : \\cansvr11\dd\chem\MSS\a4ag2.i\80828A.b\8270-625.m
Last Edit : 29-Aug-2008 06:56 a4ag2.i
Curve Type : Average

Compound	0.05000 Level 1	0.25000 Level 2	0.50000 Level 3	1.000 Level 4	2.500 Level 5	5.000 Level 6	RRF	% RSD	
	7.500 Level 7	10.000 Level 8	12.500 Level 9						
133 3,3'-Dimethoxybenzidine	+++++	0.19233	0.23434	0.22493	0.25023	0.25891			
	0.27034	0.29396	0.27625				0.25016	12.922	<-
134 2-Acetylaminofluorene	+++++	0.38972	0.41434	0.43413	0.50192	0.52083			
	0.55123	0.62970	0.66154				0.51293	19.284	<-
135 3,3'-Dichlorobenzidine	+++++	0.33517	0.36840	0.38654	0.40038	0.42485			
	0.47313	0.48755	0.48213				0.41977	13.545	<-
136 Benzo(a)Anthracene	1.12485	1.03777	1.09969	1.06136	1.06490	1.12497			
	1.25277	1.29251	1.24095				1.14442	8.194	
137 Chrysene	1.00479	0.96683	1.02213	0.98246	0.98050	1.03835			
	1.15843	1.15875	1.19054				1.05586	8.357	
138 4,4'-Methylene bis(o-chloroan	+++++	0.18394	0.19139	0.20432	0.21269	0.23149			
	0.25660	0.26547	0.25686				0.22534	14.120	<-
139 bis(2-ethylhexyl)Phthalate	+++++	0.68384	0.76887	0.80850	0.82850	0.89967			
	1.00646	1.01840	0.99438				0.87608	14.118	<-
140 Di-n-octylphthalate	+++++	1.29825	1.46195	1.63107	1.75853	1.91636			
	2.18344	2.16665	2.20675				1.82788	19.070	<-
141 Benzo(b)fluoranthene	1.16983	1.11234	1.26546	1.14227	1.25439	1.29667			
	1.59308	1.53631	1.56416				1.32606	14.252	
142 Benzo(k)fluoranthene	1.22313	1.22718	1.19879	1.31712	1.25519	1.38241			
	1.48034	1.51556	+++++				1.32497	9.224	
143 7,12-dimethylbenz[a]anthracen	+++++	0.49359	0.49414	0.50456	0.54075	0.57613			
	0.58883	0.67221	0.72930				0.57494	15.099	<-

TestAmerica North Canton

INITIAL CALIBRATION DATA

Start Cal Date : 28-AUG-2008 12:32
End Cal Date : 28-AUG-2008 17:30
Quant Method : ISTD
Origin : Disabled
Target Version : 4.14
Integrator : HP RTE
Method file : \\cansvr11\dd\chem\MSS\a4ag2.i\80828A.b\8270-625.m
Last Edit : 29-Aug-2008 06:56 a4ag2.i
Curve Type : Average

Compound	0.05000 Level 1	0.25000 Level 2	0.50000 Level 3	1.000 Level 4	2.500 Level 5	5.000 Level 6	RRF	% RSD	
	7.500 Level 7	10.000 Level 8	12.500 Level 9						
144 Hexachlorophene	+++++	+++++	+++++	+++++	+++++	+++++			
	+++++	+++++	+++++				+++++	+++++	<-
145 Hexachlorophene product	+++++	+++++	+++++	+++++	+++++	+++++			
	+++++	+++++	+++++				+++++	+++++	<-
146 Benzo(a)pyrene	1.03860	0.97440	1.06427	1.07620	1.09440	1.20049			
	1.35197	1.32772	1.35947				1.16528	12.723	
148 3-Methylcholanthrene	+++++	0.47095	0.45233	0.47099	0.52516	0.53843			
	0.56643	0.63705	0.68206				0.54292	15.200	<-
149 Indeno(1,2,3-cd)pyrene	1.03679	1.10744	1.14249	1.19356	1.24827	1.35335			
	1.50544	1.49666	1.52917				1.29035	14.514	
150 Dibenz(a,h)anthracene	0.92028	0.91587	1.00244	1.01660	1.07651	1.16973			
	1.32741	1.30543	1.33973				1.11933	15.348	
151 Benzo(g,h,i)perylene	0.92823	0.95702	1.01022	1.00914	1.03051	1.11528			
	1.24521	1.22153	1.25423				1.08571	11.702	
199 3-Picoline	+++++	1.05967	1.15103	1.11852	1.19577	1.20283			
	1.29004	1.40184	1.44912				1.23360	11.074	<-
200 N,N-Dimethylacetamide	+++++	+++++	0.80749	0.84506	0.91346	0.90700			
	1.00341	1.11211	1.19292				0.96878	14.609	<-
201 Quinoline	+++++	+++++	+++++	+++++	+++++	+++++			
	+++++	+++++	+++++				+++++	+++++	<-
202 Diphenyl	+++++	+++++	+++++	+++++	+++++	+++++			
	+++++	+++++	+++++				+++++	+++++	<-

TestAmerica North Canton

INITIAL CALIBRATION DATA

Start Cal Date : 28-AUG-2008 12:32
End Cal Date : 28-AUG-2008 17:30
Quant Method : ISTD
Origin : Disabled
Target Version : 4.14
Integrator : HP RTE
Method file : \\cansvr11\dd\chem\MSS\a4ag2.i\80828A.b\8270-625.m
Last Edit : 29-Aug-2008 06:56 a4ag2.i
Curve Type : Average

Compound	0.05000 Level 1	0.25000 Level 2	0.50000 Level 3	1.000 Level 4	2.500 Level 5	5.000 Level 6	RRF	% RSD	
	7.500 Level 7	10.000 Level 8	12.500 Level 9						
203 Diphenyl ether	+++++	+++++	+++++	+++++	+++++	+++++			
	+++++	+++++	+++++				+++++	+++++	<-
204 6-Methylchrysene	+++++	+++++	+++++	+++++	+++++	+++++			
	+++++	+++++	+++++				+++++	+++++	<-
205 Benzenethiol	+++++	+++++	+++++	+++++	+++++	+++++			
	+++++	+++++	+++++				+++++	+++++	<-
207 Indene	+++++	+++++	+++++	+++++	+++++	+++++			
	+++++	+++++	+++++				+++++	+++++	<-
208 Dibenz(a,j)acridine	+++++	+++++	+++++	+++++	+++++	+++++			
	+++++	+++++	+++++				+++++	+++++	<-
209 Benzaldehyde	+++++	0.62388	0.66346	0.67602	0.70807	0.64628			
	0.69454	+++++	+++++				0.66871	4.638	<-
210 Caprolactam	+++++	+++++	0.08905	0.09512	0.10058	0.11022			
	0.12153	0.12226	0.11560				0.10777	12.149	<-
211 1,1'-Biphenyl	+++++	1.29271	1.29312	1.30874	1.35165	1.44314			
	1.58688	1.58520	1.61005				1.43393	9.848	<-
212 Atrazine	+++++	0.15654	0.18593	0.19044	0.19900	0.20283			
	0.21682	0.20295	0.19269				0.19340	9.132	<-
213 Benzothiazole	+++++	+++++	+++++	+++++	+++++	+++++			
	+++++	+++++	+++++				+++++	+++++	<-
214 1,3-Dimethyl-2-Thiourea	+++++	+++++	+++++	+++++	+++++	+++++			
	+++++	+++++	+++++				+++++	+++++	<-

TestAmerica North Canton

INITIAL CALIBRATION DATA

Start Cal Date : 28-AUG-2008 12:32
End Cal Date : 28-AUG-2008 17:30
Quant Method : ISTD
Origin : Disabled
Target Version : 4.14
Integrator : HP RTE
Method file : \\cansvr11\dd\chem\MSS\a4ag2.i\80828A.b\8270-625.m
Last Edit : 29-Aug-2008 06:56 a4ag2.i
Curve Type : Average

Compound	0.05000 Level 1	0.25000 Level 2	0.50000 Level 3	1.000 Level 4	2.500 Level 5	5.000 Level 6	RRF	% RSD	
	7.500 Level 7	10.000 Level 8	12.500 Level 9						
215 Phenyl ether	+++++	+++++	+++++	+++++	+++++	+++++			
	+++++	+++++	+++++				+++++	+++++	<-
216 1,3-Diethyl-2-Thiourea	+++++	+++++	+++++	+++++	+++++	+++++			
	+++++	+++++	+++++				+++++	+++++	<-
217 1,3-Dibutyl-2-Thiourea	+++++	+++++	+++++	+++++	+++++	+++++			
	+++++	+++++	+++++				+++++	+++++	
218 1,1,3,3-Tetramethyl-2-Thioure	+++++	+++++	+++++	+++++	+++++	+++++			
	+++++	+++++	+++++				+++++	+++++	<-
219 o-Benzyl Phenol	+++++	+++++	+++++	+++++	+++++	+++++			
	+++++	+++++	+++++				+++++	+++++	<-
220 Diphenyl Thiourea	+++++	+++++	+++++	+++++	+++++	+++++			
	+++++	+++++	+++++				+++++	+++++	<-
221 Hexabromobenzene	+++++	+++++	+++++	+++++	+++++	+++++			
	+++++	+++++	+++++				+++++	+++++	<-
222 Dibenz(a,h)acridine	+++++	+++++	+++++	+++++	+++++	+++++			
	+++++	+++++	+++++				+++++	+++++	<-
223 1,2-bis(2-chloroethoxy)ethane	+++++	+++++	+++++	+++++	+++++	+++++			
	+++++	+++++	+++++				+++++	+++++	<-
224 Acrylamide	+++++	+++++	+++++	+++++	+++++	+++++			
	+++++	+++++	+++++				+++++	+++++	<-
225 Methyl parathion	+++++	+++++	0.19383	0.21570	0.23977	0.23525			
	0.22252	0.23519	0.22673				0.22414	7.029	<-

TestAmerica North Canton

INITIAL CALIBRATION DATA

Start Cal Date : 28-AUG-2008 12:32
End Cal Date : 28-AUG-2008 17:30
Quant Method : ISTD
Origin : Disabled
Target Version : 4.14
Integrator : HP RTE
Method file : \\cansvr11\dd\chem\MSS\a4ag2.i\80828A.b\8270-625.m
Last Edit : 29-Aug-2008 06:56 a4ag2.i
Curve Type : Average

Compound	0.05000 Level 1	0.25000 Level 2	0.50000 Level 3	1.000 Level 4	2.500 Level 5	5.000 Level 6	RRF	% RSD	
	7.500 Level 7	10.000 Level 8	12.500 Level 9						
226 Parathion	+++++	0.10433	0.11246	0.12256	0.14180	0.14315			
	0.15439	0.17081	0.17943				0.14112	19.033	<-
227 Isodrin	+++++	0.10045	0.09510	0.09479	0.10101	0.10029			
	0.10509	0.11582	0.12342				0.10449	9.674	<-
228 Kepone	+++++	+++++	+++++	+++++	+++++	+++++			
	+++++	+++++	+++++				+++++	+++++	<-
M 229 Famphur,Total	+++++	+++++	+++++	+++++	+++++	+++++			
	+++++	+++++	+++++				+++++	+++++	<-
230 Famphur 2	+++++	+++++	+++++	+++++	+++++	+++++			
	+++++	+++++	+++++				+++++	+++++	<-
231 2-Chloroacetophenone	+++++	+++++	+++++	+++++	+++++	+++++			
	+++++	+++++	+++++				+++++	+++++	<-
232 2-Methylcyclohexanone	+++++	0.45439	0.46769	0.47848	0.48268	0.47358			
	0.52667	0.57553	0.58007				0.50489	9.825	<-
233 3-Methylcyclohexanone	+++++	0.96290	0.90447	0.89473	0.90857	0.89825			
	1.00252	1.10916	1.09861				0.97240	9.186	<-
234 4-Methylcyclohexanone	+++++	0.80266	0.82511	0.71807	0.82365	0.80762			
	0.80754	0.89976	0.90026				0.82308	7.079	<-
235 Tributyl phosphate	+++++	1.33250	1.34492	1.57226	1.49940	1.51784			
	1.61236	1.85101	+++++				1.53290	11.483	<-
236 Phenyl sulfone	+++++	+++++	+++++	+++++	+++++	+++++			
	+++++	+++++	+++++				+++++	+++++	<-

TestAmerica North Canton

INITIAL CALIBRATION DATA

Start Cal Date : 28-AUG-2008 12:32
End Cal Date : 28-AUG-2008 17:30
Quant Method : ISTD
Origin : Disabled
Target Version : 4.14
Integrator : HP RTE
Method file : \\cansvr11\dd\chem\MSS\a4ag2.i\80828A.b\8270-625.m
Last Edit : 29-Aug-2008 06:56 a4ag2.i
Curve Type : Average

Compound	0.05000 Level 1	0.25000 Level 2	0.50000 Level 3	1.000 Level 4	2.500 Level 5	5.000 Level 6	7.500 Level 7	10.000 Level 8	12.500 Level 9	RRF	% RSD	
237 3,4-Dichloronitrobenzene	+++++	+++++	+++++	+++++	+++++	+++++	+++++	+++++	+++++	+++++	+++++	<-
238 Bis(2-hydroxyphenyl)methane	+++++	+++++	+++++	+++++	+++++	+++++	+++++	+++++	+++++	+++++	+++++	<-
239 Bis(4-hydroxyphenyl)methane	+++++	+++++	+++++	+++++	+++++	+++++	+++++	+++++	+++++	+++++	+++++	<-
240 4-Chlorophenol	+++++	+++++	+++++	+++++	+++++	+++++	+++++	+++++	+++++	+++++	+++++	<-
241 2,3-Dichlorophenol	+++++	+++++	+++++	+++++	+++++	+++++	+++++	+++++	+++++	+++++	+++++	<-
242 2,5-Dichlorophenol	+++++	+++++	+++++	+++++	+++++	+++++	+++++	+++++	+++++	+++++	+++++	<-
243 Octachlorostyrene	+++++	+++++	+++++	+++++	+++++	+++++	+++++	+++++	+++++	+++++	+++++	<-
244 Octachlorocyclopentene	+++++	+++++	+++++	+++++	+++++	+++++	+++++	+++++	+++++	+++++	+++++	<-
$ 154 Nitrobenzene-d5	0.25371	0.28122	0.29284	0.29334	0.30404	0.31379	0.36118	0.36155	0.35897	0.31340	12.455	
$ 155 2-Fluorobiphenyl	1.10301	1.08876	1.09472	1.09452	1.11139	1.13343	1.31847	1.29713	1.34070	1.17579	9.232	
$ 156 Terphenyl-d14	0.68521	0.61183	0.65721	0.64761	0.65117	0.70022	0.82573	0.81582	0.81706	0.71243	11.795	

TestAmerica North Canton

INITIAL CALIBRATION DATA

Start Cal Date : 28-AUG-2008 12:32
End Cal Date : 28-AUG-2008 17:30
Quant Method : ISTD
Origin : Disabled
Target Version : 4.14
Integrator : HP RTE
Method file : \\cansvr11\dd\chem\MSS\a4ag2.i\80828A.b\8270-625.m
Last Edit : 29-Aug-2008 06:56 a4ag2.i
Curve Type : Average

Compound	0.05000 Level 1	0.25000 Level 2	0.50000 Level 3	1.000 Level 4	2.500 Level 5	5.000 Level 6	RRF	% RSD	
	7.500 Level 7	10.000 Level 8	12.500 Level 9						
$ 157 Phenol-d5	1.24749	1.36372	1.33097	1.23949	1.43263	1.45363			
	1.61716	1.61949	1.68027				1.44276	11.401	
$ 158 2-Fluorophenol	0.93894	0.90880	1.07644	0.98763	1.10302	1.11680			
	1.22164	1.22040	1.25055				1.09158	11.556	
$ 159 2,4,6-Tribromophenol	+++++	0.11176	0.10556	0.10748	0.11507	0.12591			
	0.13890	0.14067	0.14022				0.12320	12.289	<-
$ 186 2-Chlorophenol-d4	+++++	1.06987	1.12678	1.06569	1.17617	1.18766			
	1.33324	1.31902	1.35784				1.20454	9.809	<-
$ 187 1,2-Dichlorobenzene-d4	+++++	0.78343	0.75239	0.74935	0.76711	0.78134			
	0.89359	0.90670	0.92373				0.81971	9.092	<-

Report Date : 29-Aug-2008 07:09

TestAmerica North Canton

INITIAL CALIBRATION DATA

Start Cal Date : 28-AUG-2008 12:32
End Cal Date : 28-AUG-2008 17:30
Quant Method : ISTD
Target Version : 4.14
Integrator : HP RTE
Method file : \\cansvr11\dd\chem\MSS\a4ag2.i\80828A.b\8270-625.m
Last Edit : 29-Aug-2008 06:56 a4ag2.i

Calibration File Names:
Level 1: \\cansvr11\dd\chem\MSS\a4ag2.i\80828A.b\2SLL0828.D
Level 2: \\cansvr11\dd\chem\MSS\a4ag2.i\80828A.b\2AL0828.D
Level 3: \\cansvr11\dd\chem\MSS\a4ag2.i\80828A.b\2AML0828.D
Level 4: \\cansvr11\dd\chem\MSS\a4ag2.i\80828A.b\2AM0828.D
Level 5: \\cansvr11\dd\chem\MSS\a4ag2.i\80828A.b\2AMM0828.D
Level 6: \\cansvr11\dd\chem\MSS\a4ag2.i\80828A.b\2AMH0828.D
Level 7: \\cansvr11\dd\chem\MSS\a4ag2.i\80828A.b\2AH0828.D
Level 8: \\cansvr11\dd\chem\MSS\a4ag2.i\80828A.b\2AHH0828.D
Level 9: \\cansvr11\dd\chem\MSS\a4ag2.i\80828A.b\2AHHH0828.D

Compound	0.0500000 Level 1	0.2500000 Level 2	0.5000000 Level 3	1.0000 Level 4	2.5000 Level 5	5.0000 Level 6	Curve	Coefficients b	m1	m2	%RSD or R^2	
	7.5000 Level 7	10.0000 Level 8	12.5000 Level 9									
198 1,4-Dioxane	+++++	0.42637	0.37596	0.36009	0.36754	0.33827						
	0.39396	0.34746	0.38657				AVRG		0.37453		7.49575	<-
7 N-Nitrosomorpholine	+++++	0.72995	0.74520	0.68855	0.73677	0.71886						
	0.79078	0.86898	0.92457				AVRG		0.77546		10.50529	<-
8 Ethyl methanesulfonate	+++++	0.78775	0.78044	0.76470	0.77828	0.75559						
	0.82201	0.90698	0.94636				AVRG		0.81776		8.65310	<-

TestAmerica North Canton

INITIAL CALIBRATION DATA

Start Cal Date : 28-AUG-2008 12:32
End Cal Date : 28-AUG-2008 17:30
Quant Method : ISTD
Target Version : 4.14
Integrator : HP RTE
Method file : \\cansvr11\dd\chem\MSS\a4ag2.i\80828A.b\8270-625.m
Last Edit : 29-Aug-2008 06:56 a4ag2.i

Compound	0.0500000 Level 1	0.2500000 Level 2	0.5000000 Level 3	1.0000 Level 4	2.5000 Level 5	5.0000 Level 6	Curve	Coefficients b	m1	m2	%RSD or R^2	
	7.5000 Level 7	10.0000 Level 8	12.5000 Level 9									
9 Pyridine	+++++	19468	36479	81404	236214	484256						
	714579	989228	1309738				QUAD	0.07587	0.87733	-0.01197	0.99932	<-
10 N-Nitrosodimethylamine	+++++	+++++	0.45940	0.54143	0.58978	0.59852						
	0.67084	0.66849	0.71881				AVRG		0.60675		14.55739	<-
11 Ethyl methacrylate	+++++	+++++	+++++	+++++	+++++	+++++						
	+++++	+++++	+++++				AVRG		0.000e+000		0.000e+000	<-
12 3-Chloropropionitrile	+++++	+++++	21103	43942	121191	247268						
	391568	538193	724421				QUAD	0.10805	1.65913	-0.05811	0.99795	<-
13 Malononitrile	+++++	+++++	+++++	+++++	+++++	+++++						
	+++++	+++++	+++++				AVRG		0.000e+000		0.000e+000	<-
14 2-Picoline	+++++	1.06468	1.10658	1.12014	1.18271	1.19173						
	1.25859	1.36197	1.39894				AVRG		1.21067		9.97631	<-
15 N-Nitrosomethylethylamine	+++++	0.42152	0.47879	0.44970	0.49621	0.51134						
	0.55604	0.59643	0.61055				AVRG		0.51507		13.15224	<-

TestAmerica North Canton

INITIAL CALIBRATION DATA

Start Cal Date : 28-AUG-2008 12:32
End Cal Date : 28-AUG-2008 17:30
Quant Method : ISTD
Target Version : 4.14
Integrator : HP RTE
Method file : \\cansvr11\dd\chem\MSS\a4ag2.i\80828A.b\8270-625.m
Last Edit : 29-Aug-2008 06:56 a4ag2.i

Compound	0.0500000 Level 1	0.2500000 Level 2	0.5000000 Level 3	1.0000 Level 4	2.5000 Level 5	5.0000 Level 6	Curve	Coefficients b	m1	m2	%RSD or R^2	
	7.5000 Level 7	10.0000 Level 8	12.5000 Level 9									
16 Methyl methanesulfonate	+++++	0.57308	0.70490	0.64298	0.65215	0.64060						
	0.68562	0.73962	0.78370				AVRG		0.67783		9.66635	<-
18 1,3-Dichloro-2-propanol	+++++	0.99523	1.06372	0.95566	1.03280	1.10191						
	1.14903	1.27697	1.31074				AVRG		1.11076		11.53203	<-
19 N-Nitrosodiethylamine	+++++	0.54556	0.50437	0.49039	0.55372	0.53433						
	0.57388	0.62170	0.65318				AVRG		0.55964		9.90941	<-
21 Aniline	+++++	1.43339	1.50658	1.55018	1.60488	1.64725						
	1.79253	1.96700	1.92236				AVRG		1.67802		11.66486	<-
22 Phenol	+++++	1.42583	1.42023	1.43336	1.50353	1.47331						
	1.73004	1.73783	1.72094				AVRG		1.55563		9.42775	<-
23 bis(2-Chloroethyl)ether	1.21685	1.20334	1.16663	1.19180	1.24107	1.32870						
	1.61747	1.46117	1.58972				AVRG		1.33519		13.22923	
24 2-Chlorophenol	+++++	1.26169	1.24915	1.23943	1.24918	1.27846						
	1.51917	1.52481	1.47410				AVRG		1.34950		9.70435	<-

TestAmerica North Canton

INITIAL CALIBRATION DATA

Start Cal Date : 28-AUG-2008 12:32
End Cal Date : 28-AUG-2008 17:30
Quant Method : ISTD
Target Version : 4.14
Integrator : HP RTE
Method file : \\cansvr11\dd\chem\MSS\a4ag2.i\80828A.b\8270-625.m
Last Edit : 29-Aug-2008 06:56 a4ag2.i

Compound	0.0500000 Level 1	0.2500000 Level 2	0.5000000 Level 3	1.0000 Level 4	2.5000 Level 5	5.0000 Level 6	Curve	Coefficients b	m1	m2	%RSD or R^2	
	7.5000 Level 7	10.0000 Level 8	12.5000 Level 9									
25 Pentachloroethane	+++++	0.43622	0.41050	0.38342	0.41629	0.41729						
	0.44368	0.50852	0.52389				AVRG		0.44248		11.09161	<-
26 1,3-Dichlorobenzene	+++++	1.23566	1.26969	1.24013	1.26163	1.25196						
	1.47809	1.47153	1.48793				AVRG		1.33708		8.84404	<-
27 1,4-Dichlorobenzene	+++++	1.25449	1.28370	1.22443	1.24494	1.25428						
	1.45602	1.44823	1.49858				AVRG		1.33308		8.51338	<-
28 1,2-Dichlorobenzene	+++++	1.14930	1.14290	1.15568	1.18881	1.21430						
	1.42719	1.45097	1.48897				AVRG		1.27727		11.78004	<-
29 Benzyl Alcohol	+++++	0.71578	0.69250	0.73744	0.78593	0.80579						
	0.91022	0.91455	0.94541				AVRG		0.81345		12.09510	<-
30 2-Methylphenol	+++++	1.12569	1.13894	1.10804	1.17624	1.22619						
	1.35809	1.39082	1.41822				AVRG		1.24278		10.23873	<-
31 bis(2-Chloroisopropyl)ether	+++++	1.29116	1.24292	1.28125	1.30803	1.34415						
	1.58777	1.63090	1.69493				AVRG		1.42264		12.84233	<-

TestAmerica North Canton

INITIAL CALIBRATION DATA

Start Cal Date : 28-AUG-2008 12:32
End Cal Date : 28-AUG-2008 17:30
Quant Method : ISTD
Target Version : 4.14
Integrator : HP RTE
Method file : \\cansvr11\dd\chem\MSS\a4ag2.i\80828A.b\8270-625.m
Last Edit : 29-Aug-2008 06:56 a4ag2.i

Compound	0.0500000 Level 1	0.2500000 Level 2	0.5000000 Level 3	1.0000 Level 4	2.5000 Level 5	5.0000 Level 6	Curve	Coefficients b	m1	m2	%RSD or R^2	
	7.5000 Level 7	10.0000 Level 8	12.5000 Level 9									
32 N-Nitroso-di-n-propylamine	+++++	0.82290	0.80591	0.81303	0.86628	0.90256						
	1.00206	1.03394	1.07102				AVRG		0.91471		11.64174	<-
M 195 Cresols, total	+++++	2.30245	2.31315	2.27591	2.40627	2.49879						
	2.76548	2.81334	2.89824				AVRG		2.53420		10.01429	<-
192 4-Methylphenol	+++++	1.17676	1.17421	1.16787	1.23002	1.27260						
	1.40739	1.42253	1.48002				AVRG		1.29142		9.81573	<-
193 3-Methylphenol	+++++	1.06451	1.08461	1.04892	1.16003	1.12737						
	1.25120	1.37435	1.47237				AVRG		1.19792		12.95323	<-
34 Hexachloroethane	+++++	0.44026	0.45003	0.45421	0.46512	0.47700						
	0.55145	0.55345	0.55351				AVRG		0.49313		10.25404	<-
35 Nitrobenzene	0.29061	0.26459	0.27845	0.28317	0.28779	0.30446						
	0.34707	0.35217	0.34874				AVRG		0.30634		11.07572	
36 N-Nitrosopyrrolidine	+++++	0.49757	0.56098	0.54643	0.60682	0.58244						
	0.65968	0.70601	0.75848				AVRG		0.61480		14.20671	<-

TestAmerica North Canton

INITIAL CALIBRATION DATA

Start Cal Date : 28-AUG-2008 12:32
End Cal Date : 28-AUG-2008 17:30
Quant Method : ISTD
Target Version : 4.14
Integrator : HP RTE
Method file : \\cansvr11\dd\chem\MSS\a4ag2.i\80828A.b\8270-625.m
Last Edit : 29-Aug-2008 06:56 a4ag2.i

Compound	0.0500000 Level 1	0.2500000 Level 2	0.5000000 Level 3	1.0000 Level 4	2.5000 Level 5	5.0000 Level 6	Curve	Coefficients b	m1	m2	%RSD or R^2	
	7.5000 Level 7	10.0000 Level 8	12.5000 Level 9									
37 Acetophenone	+++++	1.55734	1.53634	1.57520	1.59902	1.64349						
	1.82936	1.87950	1.90382				AVRG		1.69051		9.10606	<-
39 o-Toluidine	+++++	1.81522	1.92076	1.82950	1.89097	1.82716						
	1.77221	1.69181	+++++				AVRG		1.82109		4.13741	<-
40 N-Nitrosopiperidine	+++++	0.13586	0.13625	0.13718	0.14268	0.14411						
	0.14606	0.16132	0.17594				AVRG		0.14742		9.61112	<-
41 Isophorone	+++++	0.45377	0.50969	0.49373	0.51724	0.54954						
	0.60475	0.60982	0.62435				AVRG		0.54536		11.40023	<-
42 2-Nitrophenol	+++++	0.15915	0.17189	0.17597	0.18149	0.19366						
	0.21506	0.21644	0.22294				AVRG		0.19207		12.35327	<-
43 2,4-Dimethylphenol	+++++	0.30567	0.32597	0.32601	0.33790	0.35059						
	0.38457	0.38272	0.39109				AVRG		0.35057		9.15821	<-
44 bis(2-Chloroethoxy)methane	+++++	0.27618	0.29541	0.30273	0.29574	0.32181						
	0.37869	0.36976	0.38517				AVRG		0.32819		13.15522	<-

TestAmerica North Canton

INITIAL CALIBRATION DATA

Start Cal Date : 28-AUG-2008 12:32
End Cal Date : 28-AUG-2008 17:30
Quant Method : ISTD
Target Version : 4.14
Integrator : HP RTE
Method file : \\cansvr11\dd\chem\MSS\a4ag2.i\80828A.b\8270-625.m
Last Edit : 29-Aug-2008 06:56 a4ag2.i

Compound	0.0500000 Level 1	0.2500000 Level 2	0.5000000 Level 3	1.0000 Level 4	2.5000 Level 5	5.0000 Level 6	Curve	Coefficients b	m1	m2	%RSD or R^2	
	7.5000 Level 7	10.0000 Level 8	12.5000 Level 9									
45 O,O,O-Triethyl phosphorothioa	+++++	0.13935	0.13582	0.13105	0.13889	0.14077						
	0.14830	0.16244	0.17427				AVRG		0.14636		10.07989	<-
46 2,4-Toluenediamene	+++++	21395	48048	78833	151230	331251						
	451246	604332	782782				QUAD	-0.03956	5.27351	0.35726	0.99877	<-
47 1,3,5-Trichlorobenzene	+++++	0.24905	0.24680	0.24875	0.25069	0.26218						
	0.29806	0.29578	0.30359				AVRG		0.26936		9.34925	<-
48 2,4-Dichlorophenol	+++++	0.23916	0.24506	0.24417	0.25413	0.26779						
	0.29358	0.28682	0.29172				AVRG		0.26530		8.58465	<-
49 Benzoic Acid	+++++	+++++	53569	133911	387245	880895						
	1236908	1928632	2421249				QUAD	0.31047	3.86933	-0.11189	0.99774	<-
50 1,2,4-Trichlorobenzene	+++++	0.23100	0.24090	0.24148	0.24751	0.25622						
	0.29159	0.29039	0.29491				AVRG		0.26175		10.04040	<-
51 Naphthalene	0.91886	0.89566	0.91258	0.90895	0.94046	0.96451						
	1.06667	1.07481	1.07569				AVRG		0.97313		7.91673	

TestAmerica North Canton

INITIAL CALIBRATION DATA

Start Cal Date : 28-AUG-2008 12:32
End Cal Date : 28-AUG-2008 17:30
Quant Method : ISTD
Target Version : 4.14
Integrator : HP RTE
Method file : \\cansvr11\dd\chem\MSS\a4ag2.i\80828A.b\8270-625.m
Last Edit : 29-Aug-2008 06:56 a4ag2.i

Compound	0.0500000 Level 1	0.2500000 Level 2	0.5000000 Level 3	1.0000 Level 4	2.5000 Level 5	5.0000 Level 6	Curve	Coefficients b	Coefficients m1	Coefficients m2	%RSD or R^2	
	7.5000 Level 7	10.0000 Level 8	12.5000 Level 9									
52 4-Chloroaniline	+++++	0.37931	0.40487	0.40234	0.41771	0.45970						
	0.44548	0.45655	0.49234				AVRG		0.43229		8.65000	<-
53 a,a-Dimethyl-phenethylamine	+++++	+++++	67386	178822	636454	950885						
	1849471	2627923	3308653				QUAD	0.13374	1.58115	-0.07495	0.99953	<-
54 2,6-Dichlorophenol	+++++	0.21057	0.22188	0.21568	0.23081	0.23257						
	0.24263	0.26761	0.28908				AVRG		0.23885		11.29276	<-
55 Hexachloropropene	+++++	+++++	+++++	0.15531	0.16570	0.16203						
	0.16976	0.18759	0.19806				AVRG		0.17307		9.45163	<-
56 Hexachlorobutadiene	+++++	0.13292	0.13340	0.12484	0.12935	0.13557						
	0.15365	0.14965	0.15044				AVRG		0.13873		7.85956	<-
57 1,2,3-Trichlorobenzene	+++++	0.21377	0.23070	0.22190	0.23213	0.24385						
	0.27282	0.27380	0.27804				AVRG		0.24587		10.39146	<-
58 N-Nitrosodi-n-butylamine	+++++	0.17918	0.18852	0.19001	0.20103	0.20654						
	0.21523	0.23514	0.25590				AVRG		0.20894		12.35017	<-

TestAmerica North Canton

INITIAL CALIBRATION DATA

Start Cal Date : 28-AUG-2008 12:32
End Cal Date : 28-AUG-2008 17:30
Quant Method : ISTD
Target Version : 4.14
Integrator : HP RTE
Method file : \\cansvr11\dd\chem\MSS\a4ag2.i\80828A.b\8270-625.m
Last Edit : 29-Aug-2008 06:56 a4ag2.i

Compound	0.0500000 Level 1	0.2500000 Level 2	0.5000000 Level 3	1.0000 Level 4	2.5000 Level 5	5.0000 Level 6	Curve	Coefficients b	m1	m2	%RSD or R^2	
	7.5000 Level 7	10.0000 Level 8	12.5000 Level 9									
59 4-Chloro-3-Methylphenol	+++++	+++++	0.29288	0.27915	0.29715	0.30936						
	0.34042	0.34180	0.35151				AVRG		0.31604		8.96408	<-
60 p-Phenylene diamine	+++++	0.18192	0.25340	0.28007	0.29761	0.28594						
	0.27058	0.25724	0.24303				AVRG		0.25872		13.87794	<-
61 Safrole	+++++	0.44515	0.45649	0.43135	0.46540	0.47570						
	0.50910	0.56208	0.60952				AVRG		0.49435		12.58126	<-
62 2-Methylnaphthalene	0.51415	0.51665	0.53701	0.53640	0.55084	0.58547						
	0.64131	0.63393	0.65241				AVRG		0.57424		9.65475	
63 1-Methylnaphthalene	0.57530	0.56219	0.59813	0.59006	0.59717	0.63930						
	0.70705	0.70002	0.72335				AVRG		0.63251		9.81985	
64 Hexachlorocyclopentadiene	+++++	9635	21683	43581	121098	265333						
	419557	602468	820553				QUAD	0.09063	3.66002	-0.31386	0.99851	<-
65 1,2,4,5-Tetrachlorobenzene	+++++	0.47211	0.43067	0.42854	0.44470	0.45414						
	0.46478	0.50653	0.53651				AVRG		0.46725		8.04312	<-

TestAmerica North Canton

INITIAL CALIBRATION DATA

Start Cal Date : 28-AUG-2008 12:32
End Cal Date : 28-AUG-2008 17:30
Quant Method : ISTD
Target Version : 4.14
Integrator : HP RTE
Method file : \\cansvr11\dd\chem\MSS\a4ag2.i\80828A.b\8270-625.m
Last Edit : 29-Aug-2008 06:56 a4ag2.i

Compound	0.0500000 Level 1	0.2500000 Level 2	0.5000000 Level 3	1.0000 Level 4	2.5000 Level 5	5.0000 Level 6	Curve	Coefficients b	m1	m2	%RSD or R^2	
	7.5000 Level 7	10.0000 Level 8	12.5000 Level 9									
66 2,4,6-Trichlorophenol	+++++	0.29895	0.31073	0.31288	0.32851	0.34647						
	0.37841	0.37869	0.38356				AVRG		0.34227		10.04761	<-
67 2,4,5-Trichlorophenol	+++++	0.33278	0.33629	0.35515	0.36143	0.37558						
	0.40667	0.40520	0.41121				AVRG		0.37304		8.51003	<-
68 1,2,3,5-Tetrachlorobenzene	+++++	0.43134	0.43133	0.43403	0.43339	0.45831						
	0.52425	0.52624	0.53024				AVRG		0.47114		9.98319	<-
69 1,4-Dinitrobenzene	+++++	6931	15737	34543	105479	154491						
	294628	412572	540288				QUAD	0.03650	5.81883	-1.03139	0.99987	<-
70 2-Chloronaphthalene	0.86364	0.92779	0.93250	0.93095	0.93493	0.97398						
	1.12974	1.11709	1.14403				AVRG		0.99496		10.60702	
71 Isosafrole 1	+++++	0.12589	0.12574	0.12214	0.12935	0.13115						
	0.13345	0.14989	0.15534				AVRG		0.13412		8.96823	<-
M 188 Isosafrole, Total	+++++	0.92193	0.91508	0.89563	0.96295	0.99230						
	1.02562	1.13779	1.20974				AVRG		1.00763		11.17781	<-

TestAmerica North Canton

INITIAL CALIBRATION DATA

Start Cal Date : 28-AUG-2008 12:32
End Cal Date : 28-AUG-2008 17:30
Quant Method : ISTD
Target Version : 4.14
Integrator : HP RTE
Method file : \\cansvr11\dd\chem\MSS\a4ag2.i\80828A.b\8270-625.m
Last Edit : 29-Aug-2008 06:56 a4ag2.i

Compound	0.0500000 Level 1	0.2500000 Level 2	0.5000000 Level 3	1.0000 Level 4	2.5000 Level 5	5.0000 Level 6	Curve	Coefficients b	Coefficients m1	Coefficients m2	%RSD or R^2	
	7.5000 Level 7	10.0000 Level 8	12.5000 Level 9									
72 Isosafrole 2	+++++	0.79604	0.78934	0.77349	0.83360	0.86115						
	0.89217	0.98790	1.05440				AVRG		0.87351		11.52867	<-
73 2-Nitroaniline	+++++	0.30046	0.30478	0.31397	0.32214	0.34127						
	0.38442	0.37723	0.38458				AVRG		0.34110		10.59289	<-
74 1,2,3,4-Tetrachlorobenzene	+++++	0.38396	0.40151	0.40278	0.41089	0.42360						
	0.48970	0.48822	0.49325				AVRG		0.43674		10.48191	<-
75 1,4-Naphthoquinone	+++++	0.29304	0.31367	0.34750	0.39959	0.41163						
	0.39865	0.42838	0.43466				AVRG		0.37839		14.14667	<-
76 Dimethylphthalate	+++++	1.11337	1.15944	1.14607	1.17534	1.22471						
	1.37126	1.34140	1.37471				AVRG		1.23829		8.70826	<-
77 m-Dinitrobenzene	+++++	8859	18774	40464	121903	176300						
	343423	470851	612441				QUAD	0.03318	5.01471	-0.72814	0.99994	<-
78 2,6-Dinitrotoluene	+++++	9918	24213	47339	130499	283650						
	448423	636155	841264				QUAD	0.09806	3.31722	-0.18361	0.99803	<-

TestAmerica North Canton

INITIAL CALIBRATION DATA

Start Cal Date : 28-AUG-2008 12:32
End Cal Date : 28-AUG-2008 17:30
Quant Method : ISTD
Target Version : 4.14
Integrator : HP RTE
Method file : \\cansvr11\dd\chem\MSS\a4ag2.i\80828A.b\8270-625.m
Last Edit : 29-Aug-2008 06:56 a4ag2.i

Compound	0.0500000 Level 1	0.2500000 Level 2	0.5000000 Level 3	1.0000 Level 4	2.5000 Level 5	5.0000 Level 6	Curve	Coefficients b	m1	m2	%RSD or R^2	
	7.5000 Level 7	10.0000 Level 8	12.5000 Level 9									
79 Acenaphthylene	1.60464	1.57500	1.65519	1.64889	1.69549	1.76232						
	1.95707	1.95532	1.96029				AVRG		1.75714		9.06313	
80 1,2-Dinitrobenzene	+++++	4501	12144	23241	63725	141486						
	220042	313515	415108				QUAD	0.09917	6.72343	-0.75075	0.99836	<-
81 3-Nitroaniline	+++++	0.26633	0.28801	0.29468	0.30628	0.32451						
	0.36401	0.36032	0.36827				AVRG		0.32155		12.11700	<-
82 Acenaphthene	1.04620	1.05419	1.03879	1.03984	1.04839	1.14611						
	1.25797	1.25639	1.26843				AVRG		1.12848		9.27444	
83 2,4-Dinitrophenol	+++++	+++++	+++++	57316	181134	430177						
	696571	976799	1226597				QUAD	0.73879	3.48978	0.10820	0.99489	<-
84 Pentachlorobenzene	+++++	0.38066	0.36753	0.34406	0.36222	0.36695						
	0.37644	0.41649	0.45193				AVRG		0.38328		9.01939	<-
85 4-Nitrophenol	+++++	+++++	0.16370	0.18120	0.18745	0.20414						
	0.21885	0.21428	0.21494				AVRG		0.19779		10.51318	<-

TestAmerica North Canton

INITIAL CALIBRATION DATA

Start Cal Date : 28-AUG-2008 12:32
End Cal Date : 28-AUG-2008 17:30
Quant Method : ISTD
Target Version : 4.14
Integrator : HP RTE
Method file : \\cansvr11\dd\chem\MSS\a4ag2.i\80828A.b\8270-625.m
Last Edit : 29-Aug-2008 06:56 a4ag2.i

Compound	0.0500000 Level 1	0.2500000 Level 2	0.5000000 Level 3	1.0000 Level 4	2.5000 Level 5	5.0000 Level 6	Curve	Coefficients b	m1	m2	%RSD or R^2	
	7.5000 Level 7	10.0000 Level 8	12.5000 Level 9									
86 Dibenzofuran	1.36217	1.43239	1.43570	1.42684	1.45052	1.49282						
	1.68029	1.67226	1.68254				AVRG		1.51506		8.38184	
87 2,4-Dinitrotoluene	+++++	14729	33212	67223	177155	390155						
	614559	865099	1160997				QUAD	0.08739	2.45327	-0.11029	0.99819	<-
88 2,3,4,6-Tetrachlorophenol	+++++	9850	21324	46152	140325	206060						
	405171	571417	764401				QUAD	0.04052	4.33508	-0.62781	0.99991	<-
89 1-Naphthylamine	+++++	0.97869	0.99652	1.01210	0.99091	0.93982						
	0.76574	+++++	+++++				AVRG		0.94730		9.73567	<-
90 Zinophos	+++++	0.21958	0.23673	0.23365	0.25830	0.26394						
	0.26780	0.29020	0.30983				AVRG		0.26001		11.57786	<-
91 2,3,5,6-Tetrachlorophenol	+++++	+++++	0.23964	0.25405	0.26831	0.28490						
	0.32251	0.31883	0.32884				AVRG		0.28815		12.43010	<-
92 2-Naphthylamine	+++++	1.00448	1.00834	1.03815	1.06419	1.00084						
	0.73484	+++++	+++++				AVRG		0.97514		12.32900	<-

TestAmerica North Canton

INITIAL CALIBRATION DATA

Start Cal Date : 28-AUG-2008 12:32
End Cal Date : 28-AUG-2008 17:30
Quant Method : ISTD
Target Version : 4.14
Integrator : HP RTE
Method file : \\cansvr11\dd\chem\MSS\a4ag2.i\80828A.b\8270-625.m
Last Edit : 29-Aug-2008 06:56 a4ag2.i

Compound	0.0500000 Level 1	0.2500000 Level 2	0.5000000 Level 3	1.0000 Level 4	2.5000 Level 5	5.0000 Level 6	Curve	Coefficients b	m1	m2	%RSD or R^2	
	7.5000 Level 7	10.0000 Level 8	12.5000 Level 9									
93 Diethylphthalate	+++++	1.19647	1.19362	1.23384	1.24795	1.29303						
	1.45228	1.42079	1.42312				AVRG		1.30764		8.25874	<-
94 Fluorene	1.14022	1.14285	1.19714	1.19462	1.21490	1.29715						
	1.46318	1.43081	1.44466				AVRG		1.28061		10.34652	
95 4-Chlorophenyl-phenylether	+++++	0.50275	0.50907	0.49405	0.49690	0.53651						
	0.62602	0.61547	0.63260				AVRG		0.55167		11.23791	<-
96 4-Nitroaniline	+++++	14551	29968	60895	166275	376268						
	576146	805574	1074562				QUAD	0.09612	2.54789	-0.09017	0.99850	<-
97 5-Nitro-o-toluidine	+++++	0.26966	0.29913	0.31377	0.35619	0.34121						
	0.31703	0.32791	0.36267				AVRG		0.32345		9.46824	<-
98 4,6-Dinitro-2-methylphenol	+++++	+++++	+++++	35374	105710	245570						
	382963	542542	714859				QUAD	0.23335	5.99660	-0.43417	0.99901	<-
99 N-Nitrosodiphenylamine	+++++	0.51271	0.51953	0.53929	0.55723	0.58417						
	0.63384	0.63835	0.65658				AVRG		0.58021		9.78131	<-

TestAmerica North Canton

INITIAL CALIBRATION DATA

Start Cal Date : 28-AUG-2008 12:32
End Cal Date : 28-AUG-2008 17:30
Quant Method : ISTD
Target Version : 4.14
Integrator : HP RTE
Method file : \\cansvr11\dd\chem\MSS\a4ag2.i\80828A.b\8270-625.m
Last Edit : 29-Aug-2008 06:56 a4ag2.i

Compound	0.0500000 Level 1	0.2500000 Level 2	0.5000000 Level 3	1.0000 Level 4	2.5000 Level 5	5.0000 Level 6	Curve	Coefficients b	m1	m2	%RSD or R^2	
	7.5000 Level 7	10.0000 Level 8	12.5000 Level 9									
100 1,2-Diphenylhydrazine	+++++	0.62233	0.65321	0.66952	0.71157	0.73983						
	0.80694	0.82430	0.85565				AVRG		0.73542		11.71425	<-
101 Diphenylamine	+++++	0.51271	0.51953	0.53929	0.55723	0.58417						
	0.63384	0.63835	0.65658				AVRG		0.58021		9.78131	<-
102 Tetraethyl dithiopyrophosphat	+++++	0.08998	0.08341	0.08538	0.09299	0.09532						
	0.09786	0.11231	0.11979				AVRG		0.09713		13.15298	<-
103 Diallate 1	+++++	47229	97635	199641	564189	815378						
	1575681	2228788	2975657				QUAD	0.01670	1.82215	-0.11161	0.99963	<-
M 189 Diallate, Total	+++++	2.28886	2.31791	2.30579	2.51242	2.48919						
	2.85156	3.11601	3.41768				AVRG		2.66243		15.87101	<-
104 Phorate	+++++	12461	27247	53893	154383	218392						
	428907	609264	818844				QUAD	0.01539	6.74892	-1.57070	0.99951	<-
105 1,3,5-Trinitrobenzene	+++++	3557	8982	21112	75135	111612						
	215740	297822	384290				QUAD	0.10320	12.61891	-4.52832	0.99962	<-

TestAmerica North Canton

INITIAL CALIBRATION DATA

Start Cal Date : 28-AUG-2008 12:32
End Cal Date : 28-AUG-2008 17:30
Quant Method : ISTD
Target Version : 4.14
Integrator : HP RTE
Method file : \\cansvr11\dd\chem\MSS\a4ag2.i\80828A.b\8270-625.m
Last Edit : 29-Aug-2008 06:56 a4ag2.i

Compound	0.0500000 Level 1	0.2500000 Level 2	0.5000000 Level 3	1.0000 Level 4	2.5000 Level 5	5.0000 Level 6	Curve	Coefficients b	m1	m2	%RSD or R^2	
	7.5000 Level 7	10.0000 Level 8	12.5000 Level 9									
106 4-Bromophenyl-phenylether	+++++	0.16181	0.15718	0.16504	0.16928	0.18096						
	0.20549	0.20932	0.21583				AVRG		0.18311		12.90282	<-
107 Hexachlorobenzene	0.15217	0.15110	0.15838	0.15776	0.16009	0.17337						
	0.19642	0.19634	0.20265				AVRG		0.17203		12.14123	
108 Phenacetin	+++++	26937	60576	125502	382146	551213						
	1087428	1507563	2037226				QUAD	0.04256	2.64759	-0.23518	0.99977	<-
109 Diallate 2	+++++	0.08413	0.07299	0.07606	0.07562	0.07965						
	0.08135	0.08904	0.09598				AVRG		0.08185		9.37818	<-
110 Dimethoate	+++++	0.21472	0.22776	0.24288	0.25400	0.24966						
	0.23676	0.25715	0.24669				AVRG		0.24120		5.91419	<-
111 Pentachlorophenol	+++++	13361	34795	70756	202555	447297						
	698624	992404	1259545				QUAD	0.23391	6.79036	-0.24158	0.99827	<-
112 Pentachloronitrobenzene	+++++	0.07332	0.07171	0.07506	0.08281	0.08378						
	0.08852	0.09615	0.10130				AVRG		0.08408		12.82254	<-

TestAmerica North Canton

INITIAL CALIBRATION DATA

Start Cal Date : 28-AUG-2008 12:32
End Cal Date : 28-AUG-2008 17:30
Quant Method : ISTD
Target Version : 4.14
Integrator : HP RTE
Method file : \\cansvr11\dd\chem\MSS\a4ag2.i\80828A.b\8270-625.m
Last Edit : 29-Aug-2008 06:56 a4ag2.i

Compound	0.0500000 Level 1	0.2500000 Level 2	0.5000000 Level 3	1.0000 Level 4	2.5000 Level 5	5.0000 Level 6	Curve	Coefficients b	m1	m2	%RSD or R^2	
	7.5000 Level 7	10.0000 Level 8	12.5000 Level 9									
113 4-Aminobiphenyl	+++++	0.71430	0.69564	0.70305	0.68951	0.66975						
	0.62682	0.64637	0.66174				AVRG		0.67590		4.44065	<-
114 Pronamide	+++++	0.30231	0.30306	0.31429	0.33992	0.34589						
	0.37181	0.41817	0.43151				AVRG		0.35337		14.16833	<-
115 Phenanthrene	1.07793	0.99952	1.04774	1.03123	1.05603	1.12342						
	1.23314	1.23737	1.26734				AVRG		1.11930		9.03256	
116 Anthracene	1.00779	0.96115	1.01158	1.00862	1.05579	1.12944						
	1.21840	1.24215	1.28539				AVRG		1.10226		10.89237	
117 Dinoseb	+++++	7754	19337	43237	154197	233439						
	477461	707047	932698				QUAD	0.12946	5.88936	-1.25599	0.99839	<-
118 Disulfoton	+++++	27280	59369	115369	344549	508099						
	990256	1401143	1898253				QUAD	0.03586	2.91063	-0.29353	0.99969	<-
119 Carbazole	+++++	0.92225	0.91304	0.93761	0.97720	1.05699						
	1.16412	1.16369	1.18557				AVRG		1.04006		11.29463	<-

TestAmerica North Canton

INITIAL CALIBRATION DATA

Start Cal Date : 28-AUG-2008 12:32
End Cal Date : 28-AUG-2008 17:30
Quant Method : ISTD
Target Version : 4.14
Integrator : HP RTE
Method file : \\cansvr11\dd\chem\MSS\a4ag2.i\80828A.b\8270-625.m
Last Edit : 29-Aug-2008 06:56 a4ag2.i

Compound	0.0500000 Level 1	0.2500000 Level 2	0.5000000 Level 3	1.0000 Level 4	2.5000 Level 5	5.0000 Level 6	Curve	Coefficients b	m1	m2	%RSD or R^2	
	7.5000 Level 7	10.0000 Level 8	12.5000 Level 9									
120 Di-n-Butylphthalate	+++++	1.10610	1.20191	1.23801	1.31083	1.38404						
	1.50481	1.52366	1.57517				AVRG		1.35557		12.50775	<-
121 4-Nitroquinoline 1-oxide	+++++	3529	8846	21949	87637	135770						
	269927	398496	492498				QUAD	0.15924	9.95491	-3.11669	0.99755	<-
122 Methapyrilene	+++++	0.34768	0.37612	0.38721	0.39569	0.37782						
	0.34147	0.35367	0.34074				AVRG		0.36505		5.94200	<-
123 Fluoranthene	1.04296	0.96500	0.98780	0.98947	1.03064	1.12502						
	1.22589	1.22152	1.24505				AVRG		1.09259		10.37936	
124 Benzidine	+++++	38284	95780	186669	529898	1206151						
	1837358	+++++	+++++				QUAD	0.02820	1.55985	-0.10999	1.00000	<-
125 Pyrene	1.09378	1.06204	1.09781	1.12186	1.13629	1.17137						
	1.30561	1.33203	+++++				AVRG		1.16510		8.61861	
126 Aramite 1	+++++	0.04503	0.04606	0.04773	0.05128	0.05345						
	0.05588	0.06176	0.06406				AVRG		0.05316		13.29424	<-

TestAmerica North Canton

INITIAL CALIBRATION DATA

Start Cal Date : 28-AUG-2008 12:32
End Cal Date : 28-AUG-2008 17:30
Quant Method : ISTD
Target Version : 4.14
Integrator : HP RTE
Method file : \\cansvr11\dd\chem\MSS\a4ag2.i\80828A.b\8270-625.m
Last Edit : 29-Aug-2008 06:56 a4ag2.i

Compound	0.0500000 Level 1	0.2500000 Level 2	0.5000000 Level 3	1.0000 Level 4	2.5000 Level 5	5.0000 Level 6	Curve	Coefficients b	m1	m2	%RSD or R^2	
	7.5000 Level 7	10.0000 Level 8	12.5000 Level 9									
M 191 Aramite, Total	+++++	0.47469	0.47756	0.49027	0.55044	0.54679						
	0.61225	0.63742	0.68567				AVRG		0.55938		14.12750	<-
127 Aramite 2	+++++	0.08334	0.08260	0.08874	0.09508	0.09956						
	0.10388	0.11100	0.11959				AVRG		0.09797		13.46751	<-
128 p-Dimethylamino azobenzene	+++++	18397	38281	77916	237653	339459						
	665219	900119	1205360				QUAD	0.03583	4.13078	-0.54608	0.99985	<-
129 p-Chlorobenzilate	+++++	0.40003	0.39599	0.39577	0.42485	0.43412						
	0.45467	0.50147	0.53666				AVRG		0.44294		11.76906	<-
130 Famphur 1	+++++	35849	70534	130830	247808	236400						
	+++++	+++++	+++++				QUAD	0.18207	-1.06573	14.00904	0.99786	<-
131 Butylbenzylphthalate	+++++	0.49280	0.54196	0.56532	0.57592	0.61839						
	0.68657	0.68899	0.69448				AVRG		0.60805		12.55581	<-
132 3,3'-Dimethylbenzidine	+++++	44254	94863	199836	487180	588363						
	803634	854241	955587				QUAD	0.26820	-0.34911	2.45206	0.99338	<-

TestAmerica North Canton

INITIAL CALIBRATION DATA

Start Cal Date : 28-AUG-2008 12:32
End Cal Date : 28-AUG-2008 17:30
Quant Method : ISTD
Target Version : 4.14
Integrator : HP RTE
Method file : \\cansvr11\dd\chem\MSS\a4ag2.i\80828A.b\8270-625.m
Last Edit : 29-Aug-2008 06:56 a4ag2.i

Compound	0.0500000 Level 1	0.2500000 Level 2	0.5000000 Level 3	1.0000 Level 4	2.5000 Level 5	5.0000 Level 6	Curve	Coefficients b	m1	m2	%RSD or R^2	
	7.5000 Level 7	10.0000 Level 8	12.5000 Level 9									
133 3,3'-Dimethoxybenzidine	+++++	0.19233	0.23434	0.22493	0.25023	0.25891						
	0.27034	0.29396	0.27625				AVRG		0.25016		12.92167	<-
134 2-Acetylaminofluorene	+++++	34506	73840	154002	479633	692435						
	1317399	1869607	2417547				QUAD	0.04974	2.02335	-0.12991	0.99925	<-
135 3,3'-Dichlorobenzidine	+++++	0.33517	0.36840	0.38654	0.40038	0.42485						
	0.47313	0.48755	0.48213				AVRG		0.41977		13.54510	<-
136 Benzo(a)Anthracene	1.12485	1.03777	1.09969	1.06136	1.06490	1.12497						
	1.25277	1.29251	1.24095				AVRG		1.14442		8.19400	
137 Chrysene	1.00479	0.96683	1.02213	0.98246	0.98050	1.03835						
	1.15843	1.15875	1.19054				AVRG		1.05586		8.35712	
138 4,4'-Methylene bis(o-chloroan	+++++	0.18394	0.19139	0.20432	0.21269	0.23149						
	0.25660	0.26547	0.25686				AVRG		0.22534		14.12030	<-
139 bis(2-ethylhexyl)Phthalate	+++++	0.68384	0.76887	0.80850	0.82850	0.89967						
	1.00646	1.01840	0.99438				AVRG		0.87608		14.11808	<-

TestAmerica North Canton

INITIAL CALIBRATION DATA

Start Cal Date : 28-AUG-2008 12:32
End Cal Date : 28-AUG-2008 17:30
Quant Method : ISTD
Target Version : 4.14
Integrator : HP RTE
Method file : \\cansvr11\dd\chem\MSS\a4ag2.i\80828A.b\8270-625.m
Last Edit : 29-Aug-2008 06:56 a4ag2.i

Compound	0.0500000 Level 1	0.2500000 Level 2	0.5000000 Level 3	1.0000 Level 4	2.5000 Level 5	5.0000 Level 6	Curve	Coefficients b	m1	m2	%RSD or R^2	
	7.5000 Level 7	10.0000 Level 8	12.5000 Level 9									
140 Di-n-octylphthalate	+++++	79688	192918	397065	1105445	2475974						
	3804458	5386578	7115143				QUAD	0.10151	0.49286	-0.00364	0.99874	<-
141 Benzo(b)fluoranthene	1.16983	1.11234	1.26546	1.14227	1.25439	1.29667						
	1.59308	1.53631	1.56416				AVRG		1.32606		14.25170	
142 Benzo(k)fluoranthene	1.22313	1.22718	1.19879	1.31712	1.25519	1.38241						
	1.48034	1.51556	+++++				AVRG		1.32497		9.22380	
143 7,12-dimethylbenz[a]anthracen	+++++	37120	74859	150730	440474	638881						
	1216162	1686519	2232037				QUAD	0.01497	1.92061	-0.12259	0.99954	<-
144 Hexachlorophene	+++++	+++++	+++++	+++++	+++++	+++++						
	+++++	+++++	+++++				AVRG		0.000e+000		0.000e+000	<-
145 Hexachlorophene product	+++++	+++++	+++++	+++++	+++++	+++++						
	+++++	+++++	+++++				AVRG		0.000e+000		0.000e+000	<-
146 Benzo(a)pyrene	1.03860	0.97440	1.06427	1.07620	1.09440	1.20049						
	1.35197	1.32772	1.35947				AVRG		1.16528		12.72251	

TestAmerica North Canton

INITIAL CALIBRATION DATA

Start Cal Date : 28-AUG-2008 12:32
End Cal Date : 28-AUG-2008 17:30
Quant Method : ISTD
Target Version : 4.14
Integrator : HP RTE
Method file : \\cansvr11\dd\chem\MSS\a4ag2.i\80828A.b\8270-625.m
Last Edit : 29-Aug-2008 06:56 a4ag2.i

Compound	0.0500000 Level 1	0.2500000 Level 2	0.5000000 Level 3	1.0000 Level 4	2.5000 Level 5	5.0000 Level 6	Curve	Coefficients b	Coefficients m1	Coefficients m2	%RSD or R^2	
	7.5000 Level 7	10.0000 Level 8	12.5000 Level 9									
148 3-Methylcholanthrene	+++++	35418	68524	140699	427775	597076						
	1169888	1598323	2087455				QUAD	0.02286	1.99644	-0.12746	0.99962	<-
149 Indeno(1,2,3-cd)pyrene	1.03679	1.10744	1.14249	1.19356	1.24827	1.35335						
	1.50544	1.49666	1.52917				AVRG		1.29035		14.51379	
150 Dibenz(a,h)anthracene	11690	56217	132282	247478	676712	1511312						
	2312894	3245475	4319629				QUAD	0.06148	0.82951	-0.01132	0.99879	
151 Benzo(g,h,i)perylene	0.92823	0.95702	1.01022	1.00914	1.03051	1.11528						
	1.24521	1.22153	1.25423				AVRG		1.08571		11.70189	
199 3-Picoline	+++++	1.05967	1.15103	1.11852	1.19577	1.20283						
	1.29004	1.40184	1.44912				AVRG		1.23360		11.07373	<-
200 N,N-Dimethylacetamide	+++++	+++++	0.80749	0.84506	0.91346	0.90700						
	1.00341	1.11211	1.19292				AVRG		0.96878		14.60885	<-
201 Quinoline	+++++	+++++	+++++	+++++	+++++	+++++						
	+++++	+++++	+++++				AVRG		0.000e+000		0.000e+000	<-

TestAmerica North Canton

INITIAL CALIBRATION DATA

Start Cal Date : 28-AUG-2008 12:32
End Cal Date : 28-AUG-2008 17:30
Quant Method : ISTD
Target Version : 4.14
Integrator : HP RTE
Method file : \\cansvr11\dd\chem\MSS\a4ag2.i\80828A.b\8270-625.m
Last Edit : 29-Aug-2008 06:56 a4ag2.i

Compound	0.0500000 Level 1	0.2500000 Level 2	0.5000000 Level 3	1.0000 Level 4	2.5000 Level 5	5.0000 Level 6	Curve	Coefficients b	m1	m2	%RSD or R^2	
	7.5000 Level 7	10.0000 Level 8	12.5000 Level 9									
202 Diphenyl	+++++	+++++	+++++	+++++	+++++	+++++						
	+++++	+++++	+++++				AVRG		0.000e+000		0.000e+000	<-
203 Diphenyl ether	+++++	+++++	+++++	+++++	+++++	+++++						
	+++++	+++++	+++++				AVRG		0.000e+000		0.000e+000	<-
204 6-Methylchrysene	+++++	+++++	+++++	+++++	+++++	+++++						
	+++++	+++++	+++++				AVRG		0.000e+000		0.000e+000	<-
205 Benzenethiol	+++++	+++++	+++++	+++++	+++++	+++++						
	+++++	+++++	+++++				AVRG		0.000e+000		0.000e+000	<-
207 Indene	+++++	+++++	+++++	+++++	+++++	+++++						
	+++++	+++++	+++++				AVRG		0.000e+000		0.000e+000	<-
208 Dibenz(a,j)acridine	+++++	+++++	+++++	+++++	+++++	+++++						
	+++++	+++++	+++++				AVRG		0.000e+000		0.000e+000	<-
209 Benzaldehyde	+++++	0.62388	0.66346	0.67602	0.70807	0.64628						
	0.69454	+++++	+++++				AVRG		0.66871		4.63811	<-

TestAmerica North Canton

INITIAL CALIBRATION DATA

Start Cal Date : 28-AUG-2008 12:32
End Cal Date : 28-AUG-2008 17:30
Quant Method : ISTD
Target Version : 4.14
Integrator : HP RTE
Method file : \\cansvr11\dd\chem\MSS\a4ag2.i\80828A.b\8270-625.m
Last Edit : 29-Aug-2008 06:56 a4ag2.i

Compound	0.0500000 Level 1	0.2500000 Level 2	0.5000000 Level 3	1.0000 Level 4	2.5000 Level 5	5.0000 Level 6	Curve	Coefficients b	m1	m2	%RSD or R^2	
	7.5000 Level 7	10.0000 Level 8	12.5000 Level 9									
210 Caprolactam	+++++	+++++	0.08905	0.09512	0.10058	0.11022						
	0.12153	0.12226	0.11560				AVRG		0.10777		12.14940	<-
211 1,1'-Biphenyl	+++++	1.29271	1.29312	1.30874	1.35165	1.44314						
	1.58688	1.58520	1.61005				AVRG		1.43393		9.84814	<-
212 Atrazine	+++++	0.15654	0.18593	0.19044	0.19900	0.20283						
	0.21682	0.20295	0.19269				AVRG		0.19340		9.13243	<-
213 Benzothiazole	+++++	+++++	+++++	+++++	+++++	+++++						
	+++++	+++++	+++++				AVRG		0.000e+000		0.000e+000	<-
214 1,3-Dimethyl-2-Thiourea	+++++	+++++	+++++	+++++	+++++	+++++						
	+++++	+++++	+++++				AVRG		0.000e+000		0.000e+000	<-
215 Phenyl ether	+++++	+++++	+++++	+++++	+++++	+++++						
	+++++	+++++	+++++				AVRG		0.000e+000		0.000e+000	<-
216 1,3-Diethyl-2-Thiourea	+++++	+++++	+++++	+++++	+++++	+++++						
	+++++	+++++	+++++				AVRG		0.000e+000		0.000e+000	<-

TestAmerica North Canton

INITIAL CALIBRATION DATA

Start Cal Date : 28-AUG-2008 12:32
End Cal Date : 28-AUG-2008 17:30
Quant Method : ISTD
Target Version : 4.14
Integrator : HP RTE
Method file : \\cansvr11\dd\chem\MSS\a4ag2.i\80828A.b\8270-625.m
Last Edit : 29-Aug-2008 06:56 a4ag2.i

Compound	0.0500000 Level 1 / 7.5000 Level 7	0.2500000 Level 2 / 10.0000 Level 8	0.5000000 Level 3 / 12.5000 Level 9	1.0000 Level 4	2.5000 Level 5	5.0000 Level 6	Curve	Coefficients b	Coefficients m1	Coefficients m2	%RSD or R^2	
217 1,3-Dibutyl-2-Thiourea	+++++ / +++++	+++++ / +++++	+++++ / +++++	+++++	+++++	+++++	AVRG		0.000e+000		0.000e+000	
218 1,1,3,3-Tetramethyl-2-Thioure	+++++ / +++++	+++++ / +++++	+++++ / +++++	+++++	+++++	+++++	AVRG		0.000e+000		0.000e+000	<-
219 o-Benzyl Phenol	+++++ / +++++	+++++ / +++++	+++++ / +++++	+++++	+++++	+++++	AVRG		0.000e+000		0.000e+000	<-
220 Diphenyl Thiourea	+++++ / +++++	+++++ / +++++	+++++ / +++++	+++++	+++++	+++++	AVRG		0.000e+000		0.000e+000	<-
221 Hexabromobenzene	+++++ / +++++	+++++ / +++++	+++++ / +++++	+++++	+++++	+++++	AVRG		0.000e+000		0.000e+000	<-
222 Dibenz(a,h)acridine	+++++ / +++++	+++++ / +++++	+++++ / +++++	+++++	+++++	+++++	AVRG		0.000e+000		0.000e+000	<-
223 1,2-bis(2-chloroethoxy)ethane	+++++ / +++++	+++++ / +++++	+++++ / +++++	+++++	+++++	+++++	AVRG		0.000e+000		0.000e+000	<-

TestAmerica North Canton

INITIAL CALIBRATION DATA

Start Cal Date : 28-AUG-2008 12:32
End Cal Date : 28-AUG-2008 17:30
Quant Method : ISTD
Target Version : 4.14
Integrator : HP RTE
Method file : \\cansvr11\dd\chem\MSS\a4ag2.i\80828A.b\8270-625.m
Last Edit : 29-Aug-2008 06:56 a4ag2.i

Compound	0.0500000 Level 1	0.2500000 Level 2	0.5000000 Level 3	1.0000 Level 4	2.5000 Level 5	5.0000 Level 6	Curve	Coefficients b	m1	m2	%RSD or R^2	
	7.5000 Level 7	10.0000 Level 8	12.5000 Level 9									
224 Acrylamide	+++++	+++++	+++++	+++++	+++++	+++++						
	+++++	+++++	+++++				AVRG		0.000e+000		0.000e+000	<-
225 Methyl parathion	+++++	+++++	0.19383	0.21570	0.23977	0.23525						
	0.22252	0.23519	0.22673				AVRG		0.22414		7.02887	<-
226 Parathion	+++++	9395	21038	45187	139090	198951						
	384475	534460	690854				QUAD	0.04898	7.23686	-1.55525	0.99955	<-
227 Isodrin	+++++	0.10045	0.09510	0.09479	0.10101	0.10029						
	0.10509	0.11582	0.12342				AVRG		0.10449		9.67367	<-
228 Kepone	+++++	+++++	+++++	+++++	+++++	+++++						
	+++++	+++++	+++++				AVRG		0.000e+000		0.000e+000	<-
M 229 Famphur,Total	+++++	+++++	+++++	+++++	+++++	+++++						
	+++++	+++++	+++++				AVRG		0.000e+000		0.000e+000	<-
230 Famphur 2	+++++	+++++	+++++	+++++	+++++	+++++						
	+++++	+++++	+++++				AVRG		0.000e+000		0.000e+000	<-

TestAmerica North Canton

INITIAL CALIBRATION DATA

Start Cal Date : 28-AUG-2008 12:32
End Cal Date : 28-AUG-2008 17:30
Quant Method : ISTD
Target Version : 4.14
Integrator : HP RTE
Method file : \\cansvr11\dd\chem\MSS\a4ag2.i\80828A.b\8270-625.m
Last Edit : 29-Aug-2008 06:56 a4ag2.i

Compound	0.0500000 Level 1	0.2500000 Level 2	0.5000000 Level 3	1.0000 Level 4	2.5000 Level 5	5.0000 Level 6	Curve	Coefficients b	m1	m2	%RSD or R^2	
	7.5000 Level 7	10.0000 Level 8	12.5000 Level 9									
231 2-Chloroacetophenone	++++++	+++++	+++++	+++++	+++++	+++++						
	+++++	+++++	+++++				AVRG		0.000e+000		0.000e+000	<-
232 2-Methylcyclohexanone	+++++	0.45439	0.46769	0.47848	0.48268	0.47358						
	0.52667	0.57553	0.58007				AVRG		0.50489		9.82451	<-
233 3-Methylcyclohexanone	+++++	0.96290	0.90447	0.89473	0.90857	0.89825						
	1.00252	1.10916	1.09861				AVRG		0.97240		9.18580	<-
234 4-Methylcyclohexanone	+++++	0.80266	0.82511	0.71807	0.82365	0.80762						
	0.80754	0.89976	0.90026				AVRG		0.82308		7.07938	<-
235 Tributyl phosphate	+++++	1.33250	1.34492	1.57226	1.49940	1.51784						
	1.61236	1.85101	+++++				AVRG		1.53290		11.48298	<-
236 Phenyl sulfone	+++++	+++++	+++++	+++++	+++++	+++++						
	+++++	+++++	+++++				AVRG		0.000e+000		0.000e+000	<-
237 3,4-Dichloronitrobenzene	+++++	+++++	+++++	+++++	+++++	+++++						
	+++++	+++++	+++++				AVRG		0.000e+000		0.000e+000	<-

TestAmerica North Canton

INITIAL CALIBRATION DATA

Start Cal Date : 28-AUG-2008 12:32
End Cal Date : 28-AUG-2008 17:30
Quant Method : ISTD
Target Version : 4.14
Integrator : HP RTE
Method file : \\cansvr11\dd\chem\MSS\a4ag2.i\80828A.b\8270-625.m
Last Edit : 29-Aug-2008 06:56 a4ag2.i

Compound	0.0500000 Level 1	0.2500000 Level 2	0.5000000 Level 3	1.0000 Level 4	2.5000 Level 5	5.0000 Level 6	Curve	Coefficients b	m1	m2	%RSD or R^2	
	7.5000 Level 7	10.0000 Level 8	12.5000 Level 9									
238 Bis(2-hydroxyphenyl)methane	+++++	+++++	+++++	+++++	+++++	+++++						
	+++++	+++++	+++++				AVRG		0.000e+000		0.000e+000	<-
239 Bis(4-hydroxyphenyl)methane	+++++	+++++	+++++	+++++	+++++	+++++						
	+++++	+++++	+++++				AVRG		0.000e+000		0.000e+000	<-
240 4-Chlorophenol	+++++	+++++	+++++	+++++	+++++	+++++						
	+++++	+++++	+++++				AVRG		0.000e+000		0.000e+000	<-
241 2,3-Dichlorophenol	+++++	+++++	+++++	+++++	+++++	+++++						
	+++++	+++++	+++++				AVRG		0.000e+000		0.000e+000	<-
242 2,5-Dichlorophenol	+++++	+++++	+++++	+++++	+++++	+++++						
	+++++	+++++	+++++				AVRG		0.000e+000		0.000e+000	<-
243 Octachlorostyrene	+++++	+++++	+++++	+++++	+++++	+++++						
	+++++	+++++	+++++				AVRG		0.000e+000		0.000e+000	<-
244 Octachlorocyclopentene	+++++	+++++	+++++	+++++	+++++	+++++						
	+++++	+++++	+++++				AVRG		0.000e+000		0.000e+000	<-

TestAmerica North Canton

INITIAL CALIBRATION DATA

Start Cal Date : 28-AUG-2008 12:32
End Cal Date : 28-AUG-2008 17:30
Quant Method : ISTD
Target Version : 4.14
Integrator : HP RTE
Method file : \\cansvr11\dd\chem\MSS\a4ag2.i\80828A.b\8270-625.m
Last Edit : 29-Aug-2008 06:56 a4ag2.i

Compound	0.0500000 Level 1	0.2500000 Level 2	0.5000000 Level 3	1.0000 Level 4	2.5000 Level 5	5.0000 Level 6	Curve	Coefficients b	m1	m2	%RSD or R^2	
	7.5000 Level 7	10.0000 Level 8	12.5000 Level 9									
$ 154 Nitrobenzene-d5	0.25371	0.28122	0.29284	0.29334	0.30404	0.31379						
	0.36118	0.36155	0.35897				AVRG		0.31340		12.45542	
$ 155 2-Fluorobiphenyl	1.10301	1.08876	1.09472	1.09452	1.11139	1.13343						
	1.31847	1.29713	1.34070				AVRG		1.17579		9.23217	
$ 156 Terphenyl-d14	0.68521	0.61183	0.65721	0.64761	0.65117	0.70022						
	0.82573	0.81582	0.81706				AVRG		0.71243		11.79483	
$ 157 Phenol-d5	1.24749	1.36372	1.33097	1.23949	1.43263	1.45363						
	1.61716	1.61949	1.68027				AVRG		1.44276		11.40141	
$ 158 2-Fluorophenol	0.93894	0.90880	1.07644	0.98763	1.10302	1.11680						
	1.22164	1.22040	1.25055				AVRG		1.09158		11.55570	
$ 159 2,4,6-Tribromophenol	+++++	0.11176	0.10556	0.10748	0.11507	0.12591						
	0.13890	0.14067	0.14022				AVRG		0.12320		12.28861	<-
$ 186 2-Chlorophenol-d4	+++++	1.06987	1.12678	1.06569	1.17617	1.18766						
	1.33324	1.31902	1.35784				AVRG		1.20454		9.80913	<-

TestAmerica North Canton

INITIAL CALIBRATION DATA

Start Cal Date : 28-AUG-2008 12:32
End Cal Date : 28-AUG-2008 17:30
Quant Method : ISTD
Target Version : 4.14
Integrator : HP RTE
Method file : \\cansvr11\dd\chem\MSS\a4ag2.i\80828A.b\8270-625.m
Last Edit : 29-Aug-2008 06:56 a4ag2.i

Compound	0.0500000 Level 1	0.2500000 Level 2	0.5000000 Level 3	1.0000 Level 4	2.5000 Level 5	5.0000 Level 6	Curve	Coefficients b	m1	m2	%RSD or R^2	
	7.5000 Level 7	10.0000 Level 8	12.5000 Level 9									
$ 187 1,2-Dichlorobenzene-d4	+++++	0.78343	0.75239	0.74935	0.76711	0.78134						
	0.89359	0.90670	0.92373				AVRG		0.81971		9.09233	<-

TestAmerica North Canton

INITIAL CALIBRATION DATA

Start Cal Date : 28-AUG-2008 12:32
End Cal Date : 28-AUG-2008 17:30
Quant Method : ISTD
Target Version : 4.14
Integrator : HP RTE
Method file : \\cansvr11\dd\chem\MSS\a4ag2.i\80828A.b\8270-625.m
Last Edit : 29-Aug-2008 06:56 a4ag2.i

Curve	Formula	Units
Averaged	Amt = Rsp/m1	Response
Quad	Amt = b + m1*Rsp + m2*Rsp^2	Response

5B

SEMIVOLATILE ORGANIC INSTRUMENT PERFORMANCE CHECK
DECAFLUOROTRIPHENYLPHOSPHINE (DFTPP)

Lab Name: NORTH CANTON Contract:

Lab Code: TACAN Case No.: SAS No.: SDG No.: 8H22130

Lab File ID: 2DF0829 DFTPP Injection Date: 08/29/08

Instrument ID: A4AG2 DFTPP Injection Time: 0823

m/e	ION ABUNDANCE CRITERIA	% RELATIVE ABUNDANCE
51	30.0 - 80.0% of mass 198	43.5
68	Less than 2.0% of mass 69	0.0 (0.0)1
69	Mass 69 relative abundance	44.1
70	Less than 2.0% of mass 69	0.0 (0.0)1
127	25.0 - 75.0% of mass 198	50.7
197	Less than 1.0% of mass 198	0.0
198	Base Peak, 100% relative abundance	100.0
199	5.0 to 9.0% of mass 198	6.6
275	10.0 - 30.0% of mass 198	27.0
365	Greater than 0.75% of mass 198	2.72
441	Present, but less than mass 443	10.2
442	40.0 - 110.0% of mass 198	64.1
443	15.0 - 24.0% of mass 442	12.2 (19.1)2

1-Value is % mass 69 2-Value is % mass 442

THIS CHECK APPLIES TO THE FOLLOWING SAMPLES, MS, MSD, BLANKS, AND STANDARDS:

	EPA SAMPLE NO.	LAB SAMPLE ID	LAB FILE ID	DATE ANALYZED	TIME ANALYZED
01	SSTD006	L6	2SMH0829	08/29/08	0834
02	KVR47BLK	KVR471AA	KVR471AA	08/29/08	0909
03	KVR47CHK	KVR471AC	KVR471AC	08/29/08	0926
04	KVR47CKDUP	KVR471AD	KVR471AD	08/29/08	0944
05	DMW-16S-0821	KVLGM1D1	KVLGM1D1	08/29/08	1517
06	DMW-2S-08210	KVLHC1DW	KVLHC1DW	08/29/08	1535
07	DMW-9D-08220	KVNXT1D1	KVNXT1D1	08/29/08	1552
08					
09					
10					
11					
12					
13					
14					
15					
16					
17					
18					
19					
20					
21					
22					

Report Date: 29-Aug-2008 09:20

Calibration History

Method : \\cansvr11\dd\chem\MSS\a4ag2.i\80829A.b\8270-625.m
Start Cal Date: 28-AUG-2008 12:32
End Cal Date : 28-AUG-2008 17:30
Last Cal Level: 9
Last Cal Type : Continuing Calibration

Initial Calibration

Injection Date	Sublist	Calibration File
Cal Level: 1 , Cal Amount: 0.05000		
28-AUG-2008 14:52	PAH	\\cansvr11\dd\chem\MSS\a4ag2.i\80828A.b\2SLL0828.D
Cal Level: 2 , Cal Amount: 0.25000		
28-AUG-2008 17:30	2-ap9m	\\cansvr11\dd\chem\MSS\a4ag2.i\80828A.b\2AL0828.D
28-AUG-2008 14:35	3-827042	\\cansvr11\dd\chem\MSS\a4ag2.i\80828A.b\2SL0828.D
Cal Level: 3 , Cal Amount: 0.50000		
28-AUG-2008 17:13	2-ap9m	\\cansvr11\dd\chem\MSS\a4ag2.i\80828A.b\2AML0828.D
28-AUG-2008 14:17	3-827042	\\cansvr11\dd\chem\MSS\a4ag2.i\80828A.b\2SML0828.D
Cal Level: 4 , Cal Amount: 1.00000		
28-AUG-2008 16:55	2-ap9m	\\cansvr11\dd\chem\MSS\a4ag2.i\80828A.b\2AM0828.D
28-AUG-2008 14:00	3-827042	\\cansvr11\dd\chem\MSS\a4ag2.i\80828A.b\2SM0828.D
Cal Level: 5 , Cal Amount: 2.50000		
28-AUG-2008 16:38	2-ap9m	\\cansvr11\dd\chem\MSS\a4ag2.i\80828A.b\2AMM0828.D
28-AUG-2008 13:42	3-827042	\\cansvr11\dd\chem\MSS\a4ag2.i\80828A.b\2SMM0828.D
Cal Level: 6 , Cal Amount: 5.00000		
28-AUG-2008 16:20	2-ap9m	\\cansvr11\dd\chem\MSS\a4ag2.i\80828A.b\2AMH0828.D
28-AUG-2008 13:25	3-827042	\\cansvr11\dd\chem\MSS\a4ag2.i\80828A.b\2SMH0828.D

Cal Level: 7 , Cal Amount: 7.50000		
28-AUG-2008 16:03	2-ap9m	
\\cansvr11\dd\chem\MSS\a4ag2.i\80828A.b\2AH0828.D		
28-AUG-2008 13:07	3-827042	
\\cansvr11\dd\chem\MSS\a4ag2.i\80828A.b\2SH0828.D		

Cal Level: 8 , Cal Amount: 10.00000		
28-AUG-2008 15:45	2-ap9m	
\\cansvr11\dd\chem\MSS\a4ag2.i\80828A.b\2AHH0828.D		
28-AUG-2008 12:50	3-827042	
\\cansvr11\dd\chem\MSS\a4ag2.i\80828A.b\2SHH0828.D		

Cal Level: 9 , Cal Amount: 12.50000		
28-AUG-2008 15:27	2-ap9m	
\\cansvr11\dd\chem\MSS\a4ag2.i\80828A.b\2AHHH0828.D		
28-AUG-2008 12:32	3-827042	
\\cansvr11\dd\chem\MSS\a4ag2.i\80828A.b\2SHHH0828.D		

Continuing Calibration
Ccal Level Mode: GLOBAL LEVEL 6

29-AUG-2008 08:51	2-ap9m	
\\cansvr11\dd\chem\MSS\a4ag2.i\80829A.b\2AMH0829.D		
29-AUG-2008 08:34	3-827042	
\\cansvr11\dd\chem\MSS\a4ag2.i\80829A.b\2SMH0829.D		

TestAmerica North Canton

q-2

CONTINUING CALIBRATION COMPOUNDS

Instrument ID: a4ag2.i
Lab File ID: 2SMH0829.D
Analysis Type:
Lab Sample ID:
Method: \\cansvr11\dd\chem\MSS\a4ag2.i\80829A.b\8270-625.m

Injection Date: 29-AUG-2008 08:34
Init. Cal. Date(s): 28-AUG-2008 28-AUG-2008
Init. Cal. Times: 12:32 17:30
Quant Type: ISTD

COMPOUND	RRF / AMOUNT	RF5	CCAL RRF5	MIN RRF	%D / %DRIFT	MAX %D / %DRIFT	CURVE TYPE
198 1,4-Dioxane	0.37453	0.45355	0.45355	0.010	-21.09820	50.00000	Averaged
9 Pyridine	5.00000	5.31622	1.22882	0.010	-6.32439	0.000e+000	Quadratic
10 N-Nitrosodimethylamine	0.60675	0.67598	0.67598	0.010	-11.40918	50.00000	Averaged
12 3-Chloropropionitrile	5.00000	4.89092	0.59447	0.010	2.18162	0.000e+000	Quadratic
209 Benzaldehyde	0.66871	0.71861	0.71861	0.010	-7.46204	50.00000	Averaged
21 Aniline	1.67802	1.82110	1.82110	0.010	-8.52640	50.00000	Averaged
22 Phenol	1.55563	1.60534	1.60534	0.010	-3.19537	20.00000	Averaged
23 bis(2-Chloroethyl)ether	1.33519	1.17666	1.17666	0.010	11.87311	50.00000	Averaged
24 2-Chlorophenol	1.34950	1.43135	1.43135	0.010	-6.06553	50.00000	Averaged
26 1,3-Dichlorobenzene	1.33708	1.33441	1.33441	0.010	0.19936	50.00000	Averaged
27 1,4-Dichlorobenzene	1.33308	1.30296	1.30296	0.010	2.25975	20.00000	Averaged
28 1,2-Dichlorobenzene	1.27727	1.26802	1.26802	0.010	0.72415	50.00000	Averaged
29 Benzyl Alcohol	0.81345	0.81513	0.81513	0.010	-0.20567	50.00000	Averaged
30 2-Methylphenol	1.24278	1.23779	1.23779	0.010	0.40153	50.00000	Averaged
31 bis(2-Chloroisopropyl)ether	1.42264	1.31318	1.31318	0.010	7.69443	50.00000	Averaged
37 Acetophenone	1.69051	1.64903	1.64903	0.010	2.45390	50.00000	Averaged
32 N-Nitroso-di-n-propylamine	0.91471	0.89774	0.89774	0.050	1.85540	50.00000	Averaged
192 4-Methylphenol	1.29142	1.28213	1.28213	0.010	0.71939	50.00000	Averaged
34 Hexachloroethane	0.49313	0.48687	0.48687	0.010	1.26916	50.00000	Averaged
35 Nitrobenzene	0.30634	0.29963	0.29963	0.010	2.18940	50.00000	Averaged
41 Isophorone	0.54536	0.53154	0.53154	0.010	2.53476	50.00000	Averaged
42 2-Nitrophenol	0.19207	0.19734	0.19734	0.010	-2.73902	20.00000	Averaged
43 2,4-Dimethylphenol	0.35057	0.35027	0.35027	0.010	0.08312	50.00000	Averaged
44 bis(2-Chloroethoxy)methane	0.32819	0.31699	0.31699	0.010	3.41200	50.00000	Averaged
46 2,4-Toluenediamene	5.00000	5.17057	0.19280	0.010	-3.41137	0.000e+000	Quadratic
47 1,3,5-Trichlorobenzene	0.26936	0.26994	0.26994	0.010	-0.21446	50.00000	Averaged
48 2,4-Dichlorophenol	0.26530	0.26541	0.26541	0.010	-0.03844	20.00000	Averaged
49 Benzoic Acid	10.00000	8.79533	0.21814	0.010	12.04666	0.000e+000	Quadratic
50 1,2,4-Trichlorobenzene	0.26175	0.25889	0.25889	0.010	1.09158	50.00000	Averaged
51 Naphthalene	0.97313	0.94173	0.94173	0.010	3.22705	50.00000	Averaged
52 4-Chloroaniline	0.43229	0.40357	0.40357	0.010	6.64378	50.00000	Averaged
56 Hexachlorobutadiene	0.13873	0.13837	0.13837	0.010	0.25466	20.00000	Averaged
210 Caprolactam	0.10777	0.09853	0.09853	0.010	8.57370	50.00000	Averaged
57 1,2,3-Trichlorobenzene	0.24587	0.23969	0.23969	0.010	2.51351	50.00000	Averaged
59 4-Chloro-3-Methylphenol	0.31604	0.29719	0.29719	0.010	5.96426	20.00000	Averaged
62 2-Methylnaphthalene	0.57424	0.56479	0.56479	0.010	1.64606	50.00000	Averaged
63 1-Methylnaphthalene	0.63251	0.61639	0.61639	0.010	2.54819	50.00000	Averaged
64 Hexachlorocyclopentadiene	5.00000	5.15933	0.29006	0.050	-3.18657	0.000e+000	Quadratic
66 2,4,6-Trichlorophenol	0.34227	0.35875	0.35875	0.010	-4.81493	20.00000	Averaged
67 2,4,5-Trichlorophenol	0.37304	0.37376	0.37376	0.010	-0.19257	50.00000	Averaged
211 1,1'-Biphenyl	1.43393	1.45779	1.45779	0.010	-1.66371	50.00000	Averaged
68 1,2,3,5-Tetrachlorobenzene	0.47114	0.48134	0.48134	0.010	-2.16553	50.00000	Averaged

TestAmerica North Canton

CONTINUING CALIBRATION COMPOUNDS

Instrument ID: a4ag2.i
Lab File ID: 2SMH0829.D
Analysis Type:
Lab Sample ID:
Method: \\cansvr11\dd\chem\MSS\a4ag2.i\80829A.b\8270-625.m

Injection Date: 29-AUG-2008 08:34
Init. Cal. Date(s): 28-AUG-2008 28-AUG-2008
Init. Cal. Times: 12:32 17:30
Quant Type: ISTD

COMPOUND	RRF / AMOUNT	RF5	CCAL RRF5	MIN RRF	%D / %DRIFT	MAX %D / %DRIFT	CURVE TYPE
70 2-Chloronaphthalene	0.99496	1.00854	1.00854	0.010	-1.36507	50.00000	Averaged
73 2-Nitroaniline	0.34110	0.32831	0.32831	0.010	3.75063	50.00000	Averaged
74 1,2,3,4-Tetrachlorobenzene	0.43674	0.44035	0.44035	0.010	-0.82655	50.00000	Averaged
76 Dimethylphthalate	1.23829	1.21572	1.21572	0.010	1.82268	50.00000	Averaged
78 2,6-Dinitrotoluene	5.00000	4.66273	0.28016	0.010	6.74543	0.000e+000	Quadratic
79 Acenaphthylene	1.75714	1.79341	1.79341	0.010	-2.06436	50.00000	Averaged
80 1,2-Dinitrobenzene	5.00000	4.62027	0.13676	0.010	7.59454	0.000e+000	Quadratic
81 3-Nitroaniline	0.32155	0.31234	0.31234	0.010	2.86547	50.00000	Averaged
82 Acenaphthene	1.12848	1.13252	1.13252	0.010	-0.35840	20.00000	Averaged
83 2,4-Dinitrophenol	10.00000	8.66240	0.19970	0.050	13.37596	0.000e+000	Quadratic
85 4-Nitrophenol	0.19779	0.18884	0.18884	0.050	4.52837	50.00000	Averaged
86 Dibenzofuran	1.51506	1.50981	1.50981	0.010	0.34620	50.00000	Averaged
87 2,4-Dinitrotoluene	5.00000	4.56040	0.37318	0.010	8.79194	0.000e+000	Quadratic
91 2,3,5,6-Tetrachlorophenol	0.28815	0.28846	0.28846	0.010	-0.10526	50.00000	Averaged
93 Diethylphthalate	1.30764	1.26639	1.26639	0.010	3.15395	50.00000	Averaged
94 Fluorene	1.28061	1.28059	1.28059	0.010	0.00192	50.00000	Averaged
95 4-Chlorophenyl-phenylether	0.55167	0.53155	0.53155	0.010	3.64706	50.00000	Averaged
96 4-Nitroaniline	5.00000	4.53396	0.35176	0.010	9.32083	0.000e+000	Quadratic
98 4,6-Dinitro-2-methylphenol	5.00000	4.83572	0.14978	0.010	3.28552	0.000e+000	Quadratic
99 N-Nitrosodiphenylamine	0.58021	0.59374	0.59374	0.010	-2.33073	20.00000	Averaged
100 1,2-Diphenylhydrazine	0.73542	0.73028	0.73028	0.010	0.69846	50.00000	Averaged
106 4-Bromophenyl-phenylether	0.18311	0.18534	0.18534	0.010	-1.21859	50.00000	Averaged
107 Hexachlorobenzene	0.17203	0.18085	0.18085	0.010	-5.12604	50.00000	Averaged
212 Atrazine	0.19340	0.19702	0.19702	0.010	-1.86940	50.00000	Averaged
111 Pentachlorophenol	10.00000	9.23682	0.13225	0.010	7.63179	20.00000	Quadratic
115 Phenanthrene	1.11930	1.12024	1.12024	0.010	-0.08380	50.00000	Averaged
116 Anthracene	1.10226	1.13072	1.13072	0.010	-2.58227	50.00000	Averaged
119 Carbazole	1.04006	1.04280	1.04280	0.010	-0.26370	50.00000	Averaged
120 Di-n-Butylphthalate	1.35557	1.36311	1.36311	0.010	-0.55615	50.00000	Averaged
123 Fluoranthene	1.09259	1.09509	1.09509	0.010	-0.22803	20.00000	Averaged
124 Benzidine	5.00000	5.19069	0.76018	0.010	-3.81384	0.000e+000	Quadratic
125 Pyrene	1.16510	1.18592	1.18592	0.010	-1.78660	50.00000	Averaged
131 Butylbenzylphthalate	0.60805	0.60084	0.60084	0.010	1.18697	50.00000	Averaged
133 3,3'-Dimethoxybenzidine	0.25016	0.28990	0.28990	0.010	-15.88322	50.00000	Averaged
135 3,3'-Dichlorobenzidine	0.41977	0.42580	0.42580	0.010	-1.43540	50.00000	Averaged
136 Benzo(a)Anthracene	1.14442	1.12892	1.12892	0.010	1.35447	50.00000	Averaged
137 Chrysene	1.05586	1.03008	1.03008	0.010	2.44237	50.00000	Averaged
138 4,4'-Methylene bis(o-chloro	0.22534	0.23071	0.23071	0.010	-2.37994	50.00000	Averaged
139 bis(2-ethylhexyl)Phthalate	0.87608	0.88382	0.88382	0.010	-0.88404	50.00000	Averaged
140 Di-n-octylphthalate	5.00000	4.53102	1.81718	0.010	9.37960	0.000e+000	Quadratic
141 Benzo(b)fluoranthene	1.32606	1.35808	1.35808	0.010	-2.41479	50.00000	Averaged
142 Benzo(k)fluoranthene	1.32497	1.30284	1.30284	0.010	1.67031	50.00000	Averaged

TestAmerica North Canton

CONTINUING CALIBRATION COMPOUNDS

Instrument ID: a4ag2.i Injection Date: 29-AUG-2008 08:34
Lab File ID: 2SMH0829.D Init. Cal. Date(s): 28-AUG-2008 28-AUG-2008
Analysis Type: Init. Cal. Times: 12:32 17:30
Lab Sample ID: Quant Type: ISTD
Method: \\cansvr11\dd\chem\MSS\a4ag2.i\80829A.b\8270-625.m

COMPOUND	RRF / AMOUNT	RF5	CCAL RRF5	MIN RRF	%D / %DRIFT	MAX %D / %DRIFT	CURVE TYPE
146 Benzo(a)pyrene	1.16528	1.18044	1.18044	0.010	-1.30127	20.00000	Averaged
149 Indeno(1,2,3-cd)pyrene	1.29035	1.37137	1.37137	0.010	-6.27889	50.00000	Averaged
150 Dibenz(a,h)anthracene	5.00000	4.80230	1.17536	0.010	3.95392	0.000e+000	Quadratic
151 Benzo(g,h,i)perylene	1.08571	1.14611	1.14611	0.010	-5.56357	50.00000	Averaged
$ 154 Nitrobenzene-d5	0.31340	0.29922	0.29922	0.010	4.52685	50.00000	Averaged
$ 155 2-Fluorobiphenyl	1.17579	1.16701	1.16701	0.010	0.74707	50.00000	Averaged
$ 156 Terphenyl-d14	0.71243	0.69618	0.69618	0.010	2.28137	50.00000	Averaged
$ 157 Phenol-d5	1.44276	1.50915	1.50915	0.010	-4.60163	50.00000	Averaged
$ 158 2-Fluorophenol	1.09158	1.15652	1.15652	0.010	-5.94972	50.00000	Averaged
$ 159 2,4,6-Tribromophenol	0.12320	0.12484	0.12484	0.010	-1.33038	50.00000	Averaged
$ 186 2-Chlorophenol-d4	1.20454	1.24547	1.24547	0.010	-3.39815	50.00000	Averaged
$ 187 1,2-Dichlorobenzene-d4	0.81971	0.80801	0.80801	0.010	1.42651	50.00000	Averaged
M 195 Cresols, total	2.53420	2.51992	2.51992	0.010	0.56351	50.00000	Averaged
101 Diphenylamine	0.58021	0.59374	0.59374	0.010	-2.33073	50.00000	Averaged

5B

SEMIVOLATILE ORGANIC INSTRUMENT PERFORMANCE CHECK
DECAFLUOROTRIPHENYLPHOSPHINE (DFTPP)

Lab Name: NORTH CANTON Contract:

Lab Code: TACAN Case No.: SAS No.: SDG No.: 8H22130

Lab File ID: 2DF0902 DFTPP Injection Date: 09/02/08

Instrument ID: A4AG2 DFTPP Injection Time: 0747

m/e	ION ABUNDANCE CRITERIA	% RELATIVE ABUNDANCE
51	30.0 - 80.0% of mass 198	44.1
68	Less than 2.0% of mass 69	0.0 (0.0)1
69	Mass 69 relative abundance	46.1
70	Less than 2.0% of mass 69	0.2 (0.4)1
127	25.0 - 75.0% of mass 198	52.2
197	Less than 1.0% of mass 198	0.0
198	Base Peak, 100% relative abundance	100.0
199	5.0 to 9.0% of mass 198	6.9
275	10.0 - 30.0% of mass 198	25.6
365	Greater than 0.75% of mass 198	2.50
441	Present, but less than mass 443	8.9
442	40.0 - 110.0% of mass 198	56.6
443	15.0 - 24.0% of mass 442	10.9 (19.3)2

1-Value is % mass 69 2-Value is % mass 442

THIS CHECK APPLIES TO THE FOLLOWING SAMPLES, MS, MSD, BLANKS, AND STANDARDS:

	EPA SAMPLE NO.	LAB SAMPLE ID	LAB FILE ID	DATE ANALYZED	TIME ANALYZED
01	SSTD006	L6	2SMH0902	09/02/08	0757
02	KVWJXBLK	KVWJX1AA	KVWJX1AA	09/02/08	1018
03	KVWJXCHK	KVWJX1AC	KVWJX1AC	09/02/08	1036
04	KVWJXCKDUP	KVWJX1AD	KVWJX1AD	09/02/08	1053
05	DMW-5I-08260	KVVGX1CM	KVVGX1CM	09/02/08	1146
06	DMW-5S-08260	KVVG41CM	KVVG41CM	09/02/08	1203
07	MW-6-082608	KVVG61CM	KVVG61CM	09/02/08	1221
08					
09					
10					
11					
12					
13					
14					
15					
16					
17					
18					
19					
20					
21					
22					

Report Date: 02-Sep-2008 08:45

Calibration History

Method : \\cansvr11\dd\chem\MSS\a4ag2.i\80902A.b\8270-625.m
Start Cal Date: 28-AUG-2008 12:32
End Cal Date : 28-AUG-2008 17:30
Last Cal Level: 9
Last Cal Type : Continuing Calibration

Initial Calibration

Injection Date	Sublist	Calibration File
Cal Level: 1 , Cal Amount: 0.05000		
28-AUG-2008 14:52	PAH	\\cansvr11\dd\chem\MSS\a4ag2.i\80828A.b\2SLL0828.D
Cal Level: 2 , Cal Amount: 0.25000		
28-AUG-2008 17:30	2-ap9m	\\cansvr11\dd\chem\MSS\a4ag2.i\80828A.b\2AL0828.D
28-AUG-2008 14:35	3-827042	\\cansvr11\dd\chem\MSS\a4ag2.i\80828A.b\2SL0828.D
Cal Level: 3 , Cal Amount: 0.50000		
28-AUG-2008 17:13	2-ap9m	\\cansvr11\dd\chem\MSS\a4ag2.i\80828A.b\2AML0828.D
28-AUG-2008 14:17	3-827042	\\cansvr11\dd\chem\MSS\a4ag2.i\80828A.b\2SML0828.D
Cal Level: 4 , Cal Amount: 1.00000		
28-AUG-2008 16:55	2-ap9m	\\cansvr11\dd\chem\MSS\a4ag2.i\80828A.b\2AM0828.D
28-AUG-2008 14:00	3-827042	\\cansvr11\dd\chem\MSS\a4ag2.i\80828A.b\2SM0828.D
Cal Level: 5 , Cal Amount: 2.50000		
28-AUG-2008 16:38	2-ap9m	\\cansvr11\dd\chem\MSS\a4ag2.i\80828A.b\2AMM0828.D
28-AUG-2008 13:42	3-827042	\\cansvr11\dd\chem\MSS\a4ag2.i\80828A.b\2SMM0828.D
Cal Level: 6 , Cal Amount: 5.00000		
28-AUG-2008 16:20	2-ap9m	\\cansvr11\dd\chem\MSS\a4ag2.i\80828A.b\2AMH0828.D
28-AUG-2008 13:25	3-827042	\\cansvr11\dd\chem\MSS\a4ag2.i\80828A.b\2SMH0828.D

Cal Level: 7 , Cal Amount: 7.50000		
28-AUG-2008 16:03	2-ap9m	
\\cansvr11\dd\chem\MSS\a4ag2.i\80828A.b\2AH0828.D		
28-AUG-2008 13:07	3-827042	
\\cansvr11\dd\chem\MSS\a4ag2.i\80828A.b\2SH0828.D		

Cal Level: 8 , Cal Amount: 10.00000		
28-AUG-2008 15:45	2-ap9m	
\\cansvr11\dd\chem\MSS\a4ag2.i\80828A.b\2AHH0828.D		
28-AUG-2008 12:50	3-827042	
\\cansvr11\dd\chem\MSS\a4ag2.i\80828A.b\2SHH0828.D		

Cal Level: 9 , Cal Amount: 12.50000		
28-AUG-2008 15:27	2-ap9m	
\\cansvr11\dd\chem\MSS\a4ag2.i\80828A.b\2AHHH0828.D		
28-AUG-2008 12:32	3-827042	
\\cansvr11\dd\chem\MSS\a4ag2.i\80828A.b\2SHHH0828.D		

Continuing Calibration
Ccal Level Mode: GLOBAL LEVEL 6

02-SEP-2008 08:15	2-AP9M	
\\cansvr11\dd\chem\MSS\a4ag2.i\80902A.b\2AMH0902.D		
02-SEP-2008 07:57	3-827042	
\\cansvr11\dd\chem\MSS\a4ag2.i\80902A.b\2SMH0902.D		

TestAmerica North Canton

OKmw 9/4/08

CONTINUING CALIBRATION COMPOUNDS

Instrument ID: a4ag2.i Injection Date: 02-SEP-2008 07:57
Lab File ID: 2SMH0902.D Init. Cal. Date(s): 28-AUG-2008 28-AUG-2008
Analysis Type: Init. Cal. Times: 12:32 17:30
Lab Sample ID: L6 Quant Type: ISTD
Method: \\cansvr11\dd\chem\MSS\a4ag2.i\80902A.b\8270-625.m

COMPOUND	RRF / AMOUNT	RF5	CCAL RRF5	MIN RRF	%D / %DRIFT	MAX %D / %DRIFT	CURVE TYPE	
198 1,4-Dioxane	0.37453	0.40468	0.40468	0.010	-8.04944	50.00000	Averaged	
9 Pyridine	5.00000	4.91912	1.13037	0.010	1.61759	0.000e+000	Quadratic	
10 N-Nitrosodimethylamine	0.60675	0.61705	0.61705	0.010	-1.69803	50.00000	Averaged	
12 3-Chloropropionitrile	5.00000	4.51801	0.54454	0.010	9.63989	0.000e+000	Quadratic	
209 Benzaldehyde	0.66871	0.66484	0.66484	0.010	0.57803	50.00000	Averaged	
21 Aniline	1.67802	1.85347	1.85347	0.010	-10.45557	50.00000	Averaged	
22 Phenol	1.55563	1.48790	1.48790	0.010	4.35422	20.00000	Averaged	
23 bis(2-Chloroethyl)ether	1.33519	1.01569	1.01569	0.010	23.92966	50.00000	Averaged	
24 2-Chlorophenol	1.34950	1.29125	1.29125	0.010	4.31663	50.00000	Averaged	
26 1,3-Dichlorobenzene	1.33708	1.24262	1.24262	0.010	7.06427	50.00000	Averaged	
27 1,4-Dichlorobenzene	1.33308	1.20900	1.20900	0.010	9.30804	20.00000	Averaged	
28 1,2-Dichlorobenzene	1.27727	1.17149	1.17149	0.010	8.28161	50.00000	Averaged	
29 Benzyl Alcohol	0.81345	0.74633	0.74633	0.010	8.25106	50.00000	Averaged	
30 2-Methylphenol	1.24278	1.19139	1.19139	0.010	4.13470	50.00000	Averaged	
31 bis(2-Chloroisopropyl)ether	1.42264	1.27881	1.27881	0.010	10.10980	50.00000	Averaged	
37 Acetophenone	1.69051	1.50907	1.50907	0.010	10.73307	50.00000	Averaged	
32 N-Nitroso-di-n-propylamine	0.91471	0.82667	0.82667	0.050	9.62525	50.00000	Averaged	
192 4-Methylphenol	1.29142	1.20735	1.20735	0.010	6.51026	50.00000	Averaged	
34 Hexachloroethane	0.49313	0.44728	0.44728	0.010	9.29857	50.00000	Averaged	
35 Nitrobenzene	0.30634	0.27939	0.27939	0.010	8.79709	50.00000	Averaged	
41 Isophorone	0.54536	0.50507	0.50507	0.010	7.38770	50.00000	Averaged	
42 2-Nitrophenol	0.19207	0.18424	0.18424	0.010	4.07873	20.00000	Averaged	
43 2,4-Dimethylphenol	0.35057	0.32295	0.32295	0.010	7.87771	50.00000	Averaged	
44 bis(2-Chloroethoxy)methane	0.32819	0.30876	0.30876	0.010	5.91851	50.00000	Averaged	
46 2,4-Toluenediamene	5.00000	3.98249	0.15022	0.010	20.35013	0.000e+000	Quadratic	
47 1,3,5-Trichlorobenzene	0.26936	0.25304	0.25304	0.010	6.05963	50.00000	Averaged	
48 2,4-Dichlorophenol	0.26530	0.25475	0.25475	0.010	3.97625	20.00000	Averaged	
49 Benzoic Acid	10.00000	5.51394	0.12886	0.010	44.86055	0.000e+000	Quadratic	NA
50 1,2,4-Trichlorobenzene	0.26175	0.24950	0.24950	0.010	4.67994	50.00000	Averaged	
51 Naphthalene	0.97313	0.89722	0.89722	0.010	7.80083	50.00000	Averaged	
52 4-Chloroaniline	0.43229	0.39343	0.39343	0.010	8.98847	50.00000	Averaged	
56 Hexachlorobutadiene	0.13873	0.13099	0.13099	0.010	5.57741	20.00000	Averaged	
210 Caprolactam	0.10777	0.09775	0.09775	0.010	9.29747	50.00000	Averaged	
57 1,2,3-Trichlorobenzene	0.24587	0.23483	0.23483	0.010	4.49070	50.00000	Averaged	
59 4-Chloro-3-Methylphenol	0.31604	0.27587	0.27587	0.010	12.71034	20.00000	Averaged	
62 2-Methylnaphthalene	0.57424	0.53245	0.53245	0.010	7.27864	50.00000	Averaged	
63 1-Methylnaphthalene	0.63251	0.58563	0.58563	0.010	7.41074	50.00000	Averaged	
64 Hexachlorocyclopentadiene	5.00000	4.33090	0.23900	0.050	13.38193	0.000e+000	Quadratic	
66 2,4,6-Trichlorophenol	0.34227	0.33929	0.33929	0.010	0.87242	20.00000	Averaged	
67 2,4,5-Trichlorophenol	0.37304	0.35354	0.35354	0.010	5.22615	50.00000	Averaged	
211 1,1'-Biphenyl	1.43393	1.38737	1.38737	0.010	3.24751	50.00000	Averaged	
68 1,2,3,5-Tetrachlorobenzene	0.47114	0.45872	0.45872	0.010	2.63749	50.00000	Averaged	

TestAmerica North Canton

CONTINUING CALIBRATION COMPOUNDS

Instrument ID: a4ag2.i Injection Date: 02-SEP-2008 07:57
Lab File ID: 2SMH0902.D Init. Cal. Date(s): 28-AUG-2008 28-AUG-2008
Analysis Type: Init. Cal. Times: 12:32 17:30
Lab Sample ID: L6 Quant Type: ISTD
Method: \\cansvr11\dd\chem\MSS\a4ag2.i\80902A.b\8270-625.m

COMPOUND	RRF / AMOUNT	RF5	CCAL RRF5	MIN RRF	%D / %DRIFT	MAX %D / %DRIFT	CURVE TYPE	
70 2-Chloronaphthalene	0.99496	0.96079	0.96079	0.010	3.43453	50.00000	Averaged	
73 2-Nitroaniline	0.34110	0.30759	0.30759	0.010	9.82436	50.00000	Averaged	
74 1,2,3,4-Tetrachlorobenzene	0.43674	0.42632	0.42632	0.010	2.38451	50.00000	Averaged	
76 Dimethylphthalate	1.23829	1.17348	1.17348	0.010	5.23401	50.00000	Averaged	
78 2,6-Dinitrotoluene	5.00000	4.44669	0.26607	0.010	11.06628	0.000e+000	Quadratic	
79 Acenaphthylene	1.75714	1.71434	1.71434	0.010	2.43539	50.00000	Averaged	
80 1,2-Dinitrobenzene	5.00000	4.39215	0.12943	0.010	12.15693	0.000e+000	Quadratic	
81 3-Nitroaniline	0.32155	0.30325	0.30325	0.010	5.69151	50.00000	Averaged	
82 Acenaphthene	1.12848	1.07370	1.07370	0.010	4.85379	20.00000	Averaged	
83 2,4-Dinitrophenol	10.00000	6.45895	0.13972	0.050	35.41051	0.000e+000	Quadratic	NA
85 4-Nitrophenol	0.19779	0.14621	0.14621	0.050	26.08115	50.00000	Averaged	NA
86 Dibenzofuran	1.51506	1.44394	1.44394	0.010	4.69395	50.00000	Averaged	
87 2,4-Dinitrotoluene	5.00000	4.44145	0.36261	0.010	11.17103	0.000e+000	Quadratic	
91 2,3,5,6-Tetrachlorophenol	0.28815	0.27701	0.27701	0.010	3.86834	50.00000	Averaged	
93 Diethylphthalate	1.30764	1.17138	1.17138	0.010	10.42021	50.00000	Averaged	
94 Fluorene	1.28061	1.23715	1.23715	0.010	3.39432	50.00000	Averaged	
95 4-Chlorophenyl-phenylether	0.55167	0.51809	0.51809	0.010	6.08805	50.00000	Averaged	
96 4-Nitroaniline	5.00000	4.20144	0.32399	0.010	15.97122	0.000e+000	Quadratic	
98 4,6-Dinitro-2-methylphenol	5.00000	3.74118	0.11146	0.010	25.17646	0.000e+000	Quadratic	NA
99 N-Nitrosodiphenylamine	0.58021	0.57767	0.57767	0.010	0.43827	20.00000	Averaged	
100 1,2-Diphenylhydrazine	0.73542	0.69332	0.69332	0.010	5.72466	50.00000	Averaged	
106 4-Bromophenyl-phenylether	0.18311	0.18059	0.18059	0.010	1.37782	50.00000	Averaged	
107 Hexachlorobenzene	0.17203	0.17552	0.17552	0.010	-2.02638	50.00000	Averaged	
212 Atrazine	0.19340	0.19059	0.19059	0.010	1.45129	50.00000	Averaged	
111 Pentachlorophenol	10.00000	8.58411	0.12218	0.010	14.15894	20.00000	Quadratic	
115 Phenanthrene	1.11930	1.09647	1.09647	0.010	2.03981	50.00000	Averaged	
116 Anthracene	1.10226	1.07765	1.07765	0.010	2.23273	50.00000	Averaged	
119 Carbazole	1.04006	1.01299	1.01299	0.010	2.60270	50.00000	Averaged	
120 Di-n-Butylphthalate	1.35557	1.28034	1.28034	0.010	5.54941	50.00000	Averaged	
123 Fluoranthene	1.09259	1.07656	1.07656	0.010	1.46761	20.00000	Averaged	
124 Benzidine	5.00000	4.53510	0.64835	0.010	9.29798	0.000e+000	Quadratic	
125 Pyrene	1.16510	1.13402	1.13402	0.010	2.66723	50.00000	Averaged	
131 Butylbenzylphthalate	0.60805	0.55924	0.55924	0.010	8.02715	50.00000	Averaged	
133 3,3'-Dimethoxybenzidine	0.25016	0.24991	0.24991	0.010	0.10046	50.00000	Averaged	
135 3,3'-Dichlorobenzidine	0.41977	0.40447	0.40447	0.010	3.64569	50.00000	Averaged	
136 Benzo(a)Anthracene	1.14442	1.09291	1.09291	0.010	4.50076	50.00000	Averaged	
137 Chrysene	1.05586	0.99640	0.99640	0.010	5.63184	50.00000	Averaged	
138 4,4'-Methylene bis(o-chloro	0.22534	0.20708	0.20708	0.010	8.10694	50.00000	Averaged	
139 bis(2-ethylhexyl)Phthalate	0.87608	0.81987	0.81987	0.010	6.41649	50.00000	Averaged	
140 Di-n-octylphthalate	5.00000	4.28826	1.71181	0.010	14.23488	0.000e+000	Quadratic	
141 Benzo(b)fluoranthene	1.32606	1.29033	1.29033	0.010	2.69383	50.00000	Averaged	
142 Benzo(k)fluoranthene	1.32497	1.26566	1.26566	0.010	4.47620	50.00000	Averaged	

TestAmerica North Canton

CONTINUING CALIBRATION COMPOUNDS

Instrument ID: a4ag2.i
Lab File ID: 2SMH0902.D
Analysis Type:
Lab Sample ID: L6
Method: \\cansvr11\dd\chem\MSS\a4ag2.i\80902A.b\8270-625.m

Injection Date: 02-SEP-2008 07:57
Init. Cal. Date(s): 28-AUG-2008 28-AUG-2008
Init. Cal. Times: 12:32 17:30
Quant Type: ISTD

COMPOUND	RRF / AMOUNT	RF5	CCAL RRF5	MIN RRF	%D / %DRIFT	MAX %D / %DRIFT	CURVE TYPE
146 Benzo(a)pyrene	1.16528	1.14788	1.14788	0.010	1.49332	20.00000	Averaged
149 Indeno(1,2,3-cd)pyrene	1.29035	1.32064	1.32064	0.010	-2.34756	50.00000	Averaged
150 Dibenz(a,h)anthracene	5.00000	4.70492	1.14986	0.010	5.90169	0.000e+000	Quadratic
151 Benzo(g,h,i)perylene	1.08571	1.10844	1.10844	0.010	-2.09372	50.00000	Averaged
$ 154 Nitrobenzene-d5	0.31340	0.28041	0.28041	0.010	10.52880	50.00000	Averaged
$ 155 2-Fluorobiphenyl	1.17579	1.12769	1.12769	0.010	4.09137	50.00000	Averaged
$ 156 Terphenyl-d14	0.71243	0.66951	0.66951	0.010	6.02459	50.00000	Averaged
$ 157 Phenol-d5	1.44276	1.40657	1.40657	0.010	2.50855	50.00000	Averaged
$ 158 2-Fluorophenol	1.09158	1.07391	1.07391	0.010	1.61843	50.00000	Averaged
$ 159 2,4,6-Tribromophenol	0.12320	0.12742	0.12742	0.010	-3.42673	50.00000	Averaged
$ 186 2-Chlorophenol-d4	1.20454	1.13980	1.13980	0.010	5.37406	50.00000	Averaged
$ 187 1,2-Dichlorobenzene-d4	0.81971	0.76688	0.76688	0.010	6.44428	50.00000	Averaged
M 195 Cresols, total	2.53420	2.39874	2.39874	0.010	5.34528	50.00000	Averaged
101 Diphenylamine	0.58021	0.57767	0.57767	0.010	0.43827	50.00000	Averaged

5B

SEMIVOLATILE ORGANIC INSTRUMENT PERFORMANCE CHECK
DECAFLUOROTRIPHENYLPHOSPHINE (DFTPP)

Lab Name: NORTH CANTON Contract:

Lab Code: TACAN Case No.: SAS No.: SDG No.: 8H22130

Lab File ID: 2DF0903 DFTPP Injection Date: 09/03/08

Instrument ID: A4AG2 DFTPP Injection Time: 0956

m/e	ION ABUNDANCE CRITERIA	% RELATIVE ABUNDANCE
51	30.0 - 80.0% of mass 198	39.7
68	Less than 2.0% of mass 69	0.1 (0.2)1
69	Mass 69 relative abundance	42.7
70	Less than 2.0% of mass 69	0.4 (0.9)1
127	25.0 - 75.0% of mass 198	50.2
197	Less than 1.0% of mass 198	0.0
198	Base Peak, 100% relative abundance	100.0
199	5.0 to 9.0% of mass 198	6.8
275	10.0 - 30.0% of mass 198	27.2
365	Greater than 0.75% of mass 198	2.78
441	Present, but less than mass 443	10.4
442	40.0 - 110.0% of mass 198	65.2
443	15.0 - 24.0% of mass 442	12.5 (19.2)2

1-Value is % mass 69 2-Value is % mass 442

THIS CHECK APPLIES TO THE FOLLOWING SAMPLES, MS, MSD, BLANKS, AND STANDARDS:

	EPA SAMPLE NO.	LAB SAMPLE ID	LAB FILE ID	DATE ANALYZED	TIME ANALYZED
01	SSTD006	L6	2SMH0903	09/03/08	1007
02	DMW-4I-08250	KVRA61CM	KVRA61CM	09/03/08	1633
03	DMW-16D-0825	KVRA71CL	KVRA71CL	09/03/08	1650
04	DMW-4D-08250	KVRCD1CM	KVRCD1CM	09/03/08	1708
05	DMW-14I-0825	KVRCG1CM	KVRCG1CM	09/03/08	1725
06	DMW-4S-08250	KVRCJ1CM	KVRCJ1CM	09/03/08	1743
07					
08					
09					
10					
11					
12					
13					
14					
15					
16					
17					
18					
19					
20					
21					
22					

Report Date: 05-Sep-2008 13:42

Calibration History

Method : \\cansvr11\dd\chem\MSS\a4ag2.i\80903A.b\8270-625.m
Start Cal Date: 28-AUG-2008 12:32
End Cal Date : 28-AUG-2008 17:30
Last Cal Level: 9
Last Cal Type : Continuing Calibration

Initial Calibration

Injection Date	Sublist	Calibration File
Cal Level: 1 , Cal Amount: 0.05000		
28-AUG-2008 14:52	PAH	\\cansvr11\dd\chem\MSS\a4ag2.i\80828A.b\2SLL0828.D
Cal Level: 2 , Cal Amount: 0.25000		
28-AUG-2008 17:30	2-ap9m	\\cansvr11\dd\chem\MSS\a4ag2.i\80828A.b\2AL0828.D
28-AUG-2008 14:35	3-827042	\\cansvr11\dd\chem\MSS\a4ag2.i\80828A.b\2SL0828.D
Cal Level: 3 , Cal Amount: 0.50000		
28-AUG-2008 17:13	2-ap9m	\\cansvr11\dd\chem\MSS\a4ag2.i\80828A.b\2AML0828.D
28-AUG-2008 14:17	3-827042	\\cansvr11\dd\chem\MSS\a4ag2.i\80828A.b\2SML0828.D
Cal Level: 4 , Cal Amount: 1.00000		
28-AUG-2008 16:55	2-ap9m	\\cansvr11\dd\chem\MSS\a4ag2.i\80828A.b\2AM0828.D
28-AUG-2008 14:00	3-827042	\\cansvr11\dd\chem\MSS\a4ag2.i\80828A.b\2SM0828.D
Cal Level: 5 , Cal Amount: 2.50000		
28-AUG-2008 16:38	2-ap9m	\\cansvr11\dd\chem\MSS\a4ag2.i\80828A.b\2AMM0828.D
28-AUG-2008 13:42	3-827042	\\cansvr11\dd\chem\MSS\a4ag2.i\80828A.b\2SMM0828.D
Cal Level: 6 , Cal Amount: 5.00000		
28-AUG-2008 16:20	2-ap9m	\\cansvr11\dd\chem\MSS\a4ag2.i\80828A.b\2AMH0828.D
28-AUG-2008 13:25	3-827042	\\cansvr11\dd\chem\MSS\a4ag2.i\80828A.b\2SMH0828.D

Cal Level: 7 , Cal Amount: 7.50000		
28-AUG-2008 16:03	2-ap9m	\\cansvr11\dd\chem\MSS\a4ag2.i\80828A.b\2AH0828.D
28-AUG-2008 13:07	3-827042	\\cansvr11\dd\chem\MSS\a4ag2.i\80828A.b\2SH0828.D

Cal Level: 8 , Cal Amount: 10.00000		
28-AUG-2008 15:45	2-ap9m	\\cansvr11\dd\chem\MSS\a4ag2.i\80828A.b\2AHH0828.D
28-AUG-2008 12:50	3-827042	\\cansvr11\dd\chem\MSS\a4ag2.i\80828A.b\2SHH0828.D

Cal Level: 9 , Cal Amount: 12.50000		
28-AUG-2008 15:27	2-ap9m	\\cansvr11\dd\chem\MSS\a4ag2.i\80828A.b\2AHHH0828.D
28-AUG-2008 12:32	3-827042	\\cansvr11\dd\chem\MSS\a4ag2.i\80828A.b\2SHHH0828.D

Continuing Calibration
Ccal Level Mode: GLOBAL LEVEL 6

03-SEP-2008 10:24	2-AP9M	\\cansvr11\dd\chem\MSS\a4ag2.i\80903A.b\2AMH0903.D
03-SEP-2008 10:07	3-827042	\\cansvr11\dd\chem\MSS\a4ag2.i\80903A.b\2SMH0903.D

Report Date: 03-Sep-2008 11:14

TestAmerica North Canton

CONTINUING CALIBRATION COMPOUNDS

Instrument ID: a4ag2.i Injection Date: 03-SEP-2008 10:07
Lab File ID: 2SMH0903.D Init. Cal. Date(s): 28-AUG-2008 28-AUG-2008
Analysis Type: Init. Cal. Times: 12:32 17:30
Lab Sample ID: L6 Quant Type: ISTD
Method: \\cansvr11\dd\chem\MSS\a4ag2.i\80903A.b\8270-625.m

COMPOUND	RRF / AMOUNT	RF5	CCAL RRF5	MIN RRF	%D / %DRIFT	MAX %D / %DRIFT	CURVE TYPE
198 1,4-Dioxane	0.37453	0.34500	0.34500	0.010	7.88515	50.00000	Averaged
9 Pyridine	5.00000	4.84010	1.11087	0.010	3.19808	0.000e+000	Quadratic
10 N-Nitrosodimethylamine	0.60675	0.62446	0.62446	0.010	-2.91916	50.00000	Averaged
12 3-Chloropropionitrile	5.00000	4.57768	0.55250	0.010	8.44630	0.000e+000	Quadratic
209 Benzaldehyde	0.66871	0.67441	0.67441	0.010	-0.85240	50.00000	Averaged
21 Aniline	1.67802	1.86616	1.86616	0.010	-11.21208	50.00000	Averaged
22 Phenol	1.55563	1.58062	1.58062	0.010	-1.60653	20.00000	Averaged
23 bis(2-Chloroethyl)ether	1.33519	1.21946	1.21946	0.010	8.66816	50.00000	Averaged
24 2-Chlorophenol	1.34950	1.39893	1.39893	0.010	-3.66273	50.00000	Averaged
26 1,3-Dichlorobenzene	1.33708	1.29145	1.29145	0.010	3.41267	50.00000	Averaged
27 1,4-Dichlorobenzene	1.33308	1.28774	1.28774	0.010	3.40168	20.00000	Averaged
28 1,2-Dichlorobenzene	1.27727	1.23650	1.23650	0.010	3.19198	50.00000	Averaged
29 Benzyl Alcohol	0.81345	0.80410	0.80410	0.010	1.15001	50.00000	Averaged
30 2-Methylphenol	1.24278	1.25776	1.25776	0.010	-1.20519	50.00000	Averaged
31 bis(2-Chloroisopropyl)ether	1.42264	1.31782	1.31782	0.010	7.36794	50.00000	Averaged
37 Acetophenone	1.69051	1.68342	1.68342	0.010	0.41941	50.00000	Averaged
32 N-Nitroso-di-n-propylamine	0.91471	0.90155	0.90155	0.050	1.43904	50.00000	Averaged
192 4-Methylphenol	1.29142	1.32573	1.32573	0.010	-2.65649	50.00000	Averaged
34 Hexachloroethane	0.49313	0.47229	0.47229	0.010	4.22667	50.00000	Averaged
35 Nitrobenzene	0.30634	0.29973	0.29973	0.010	2.15719	50.00000	Averaged
41 Isophorone	0.54536	0.54332	0.54332	0.010	0.37467	50.00000	Averaged
42 2-Nitrophenol	0.19207	0.19572	0.19572	0.010	-1.89957	20.00000	Averaged
43 2,4-Dimethylphenol	0.35057	0.34449	0.34449	0.010	1.73304	50.00000	Averaged
44 bis(2-Chloroethoxy)methane	0.32819	0.32845	0.32845	0.010	-0.08198	50.00000	Averaged
46 2,4-Toluenediamene	5.00000	5.31408	0.19791	0.010	-6.28157	0.000e+000	Quadratic
47 1,3,5-Trichlorobenzene	0.26936	0.26739	0.26739	0.010	0.73205	50.00000	Averaged
48 2,4-Dichlorophenol	0.26530	0.27583	0.27583	0.010	-3.96661	20.00000	Averaged
49 Benzoic Acid	10.00000	7.92318	0.19417	0.010	20.76816	0.000e+000	Quadratic
50 1,2,4-Trichlorobenzene	0.26175	0.26147	0.26147	0.010	0.10894	50.00000	Averaged
51 Naphthalene	0.97313	0.95055	0.95055	0.010	2.32024	50.00000	Averaged
52 4-Chloroaniline	0.43229	0.41549	0.41549	0.010	3.88608	50.00000	Averaged
56 Hexachlorobutadiene	0.13873	0.13723	0.13723	0.010	1.08180	20.00000	Averaged
210 Caprolactam	0.10777	0.11176	0.11176	0.010	-3.70228	50.00000	Averaged
57 1,2,3-Trichlorobenzene	0.24587	0.25151	0.25151	0.010	-2.29021	50.00000	Averaged
59 4-Chloro-3-Methylphenol	0.31604	0.31001	0.31001	0.010	1.90763	20.00000	Averaged
62 2-Methylnaphthalene	0.57424	0.58697	0.58697	0.010	-2.21573	50.00000	Averaged
63 1-Methylnaphthalene	0.63251	0.64793	0.64793	0.010	-2.43788	50.00000	Averaged
64 Hexachlorocyclopentadiene	5.00000	3.69586	0.20069	0.050	26.08288	0.000e+000	Quadratic NA
66 2,4,6-Trichlorophenol	0.34227	0.34486	0.34486	0.010	-0.75593	20.00000	Averaged
67 2,4,5-Trichlorophenol	0.37304	0.35429	0.35429	0.010	5.02616	50.00000	Averaged
211 1,1'-Biphenyl	1.43393	1.41797	1.41797	0.010	1.11329	50.00000	Averaged
68 1,2,3,5-Tetrachlorobenzene	0.47114	0.47450	0.47450	0.010	-0.71236	50.00000	Averaged

TestAmerica North Canton

CONTINUING CALIBRATION COMPOUNDS

Instrument ID: a4ag2.i Injection Date: 03-SEP-2008 10:07
Lab File ID: 2SMH0903.D Init. Cal. Date(s): 28-AUG-2008 28-AUG-2008
Analysis Type: Init. Cal. Times: 12:32 17:30
Lab Sample ID: L6 Quant Type: ISTD
Method: \\cansvr11\dd\chem\MSS\a4ag2.i\80903A.b\8270-625.m

COMPOUND	RRF / AMOUNT	RF5	CCAL RRF5	MIN RRF	%D / %DRIFT	MAX %D / %DRIFT	CURVE TYPE
70 2-Chloronaphthalene	0.99496	0.99572	0.99572	0.010	-0.07646	50.00000	Averaged
73 2-Nitroaniline	0.34110	0.32119	0.32119	0.010	5.83895	50.00000	Averaged
74 1,2,3,4-Tetrachlorobenzene	0.43674	0.43664	0.43664	0.010	0.02327	50.00000	Averaged
76 Dimethylphthalate	1.23829	1.22948	1.22948	0.010	0.71132	50.00000	Averaged
78 2,6-Dinitrotoluene	5.00000	4.87432	0.29402	0.010	2.51351	0.000e+000	Quadratic
79 Acenaphthylene	1.75714	1.79074	1.79074	0.010	-1.91263	50.00000	Averaged
80 1,2-Dinitrobenzene	5.00000	4.77196	0.14165	0.010	4.56073	0.000e+000	Quadratic
81 3-Nitroaniline	0.32155	0.32590	0.32590	0.010	-1.35301	50.00000	Averaged
82 Acenaphthene	1.12848	1.12808	1.12808	0.010	0.03566	20.00000	Averaged
83 2,4-Dinitrophenol	10.00000	7.69633	0.17353	0.050	23.03667	0.000e+000	Quadratic
85 4-Nitrophenol	0.19779	0.17171	0.17171	0.050	13.18765	50.00000	Averaged
86 Dibenzofuran	1.51506	1.50975	1.50975	0.010	0.35036	50.00000	Averaged
87 2,4-Dinitrotoluene	5.00000	4.78877	0.39356	0.010	4.22453	0.000e+000	Quadratic
91 2,3,5,6-Tetrachlorophenol	0.28815	0.28224	0.28224	0.010	2.05315	50.00000	Averaged
93 Diethylphthalate	1.30764	1.26903	1.26903	0.010	2.95225	50.00000	Averaged
94 Fluorene	1.28061	1.29351	1.29351	0.010	-1.00722	50.00000	Averaged
95 4-Chlorophenyl-phenylether	0.55167	0.55980	0.55980	0.010	-1.47285	50.00000	Averaged
96 4-Nitroaniline	5.00000	4.70823	0.36636	0.010	5.83533	0.000e+000	Quadratic
98 4,6-Dinitro-2-methylphenol	5.00000	4.57255	0.14051	0.010	8.54893	0.000e+000	Quadratic
99 N-Nitrosodiphenylamine	0.58021	0.58098	0.58098	0.010	-0.13281	20.00000	Averaged
100 1,2-Diphenylhydrazine	0.73542	0.71045	0.71045	0.010	3.39472	50.00000	Averaged
106 4-Bromophenyl-phenylether	0.18311	0.18951	0.18951	0.010	-3.49325	50.00000	Averaged
107 Hexachlorobenzene	0.17203	0.18513	0.18513	0.010	-7.61571	50.00000	Averaged
212 Atrazine	0.19340	0.19433	0.19433	0.010	-0.47913	50.00000	Averaged
111 Pentachlorophenol	10.00000	8.75633	0.12484	0.010	12.43667	20.00000	Quadratic
115 Phenanthrene	1.11930	1.10234	1.10234	0.010	1.51512	50.00000	Averaged
116 Anthracene	1.10226	1.08377	1.08377	0.010	1.67690	50.00000	Averaged
119 Carbazole	1.04006	1.01466	1.01466	0.010	2.44246	50.00000	Averaged
120 Di-n-Butylphthalate	1.35557	1.28243	1.28243	0.010	5.39531	50.00000	Averaged
123 Fluoranthene	1.09259	1.06372	1.06372	0.010	2.64293	20.00000	Averaged
124 Benzidine	5.00000	5.05402	0.73637	0.010	-1.08049	0.000e+000	Quadratic
125 Pyrene	1.16510	1.17272	1.17272	0.010	-0.65367	50.00000	Averaged
131 Butylbenzylphthalate	0.60805	0.58582	0.58582	0.010	3.65672	50.00000	Averaged
133 3,3'-Dimethoxybenzidine	0.25016	0.27192	0.27192	0.010	-8.69579	50.00000	Averaged
135 3,3'-Dichlorobenzidine	0.41977	0.43597	0.43597	0.010	-3.85952	50.00000	Averaged
136 Benzo(a)Anthracene	1.14442	1.12092	1.12092	0.010	2.05297	50.00000	Averaged
137 Chrysene	1.05586	1.04116	1.04116	0.010	1.39309	50.00000	Averaged
138 4,4'-Methylene bis(o-chloro	0.22534	0.22734	0.22734	0.010	-0.88630	50.00000	Averaged
139 bis(2-ethylhexyl)Phthalate	0.87608	0.86021	0.86021	0.010	1.81190	50.00000	Averaged
140 Di-n-octylphthalate	5.00000	4.61706	1.85463	0.010	7.65874	0.000e+000	Quadratic
141 Benzo(b)fluoranthene	1.32606	1.29936	1.29936	0.010	2.01288	50.00000	Averaged
142 Benzo(k)fluoranthene	1.32497	1.44167	1.44167	0.010	-8.80790	50.00000	Averaged

TestAmerica North Canton

CONTINUING CALIBRATION COMPOUNDS

Instrument ID: a4ag2.i Injection Date: 03-SEP-2008 10:07
Lab File ID: 2SMH0903.D Init. Cal. Date(s): 28-AUG-2008 28-AUG-2008
Analysis Type: Init. Cal. Times: 12:32 17:30
Lab Sample ID: L6 Quant Type: ISTD
Method: \\cansvr11\dd\chem\MSS\a4ag2.i\80903A.b\8270-625.m

COMPOUND	RRF / AMOUNT	RF5	CCAL RRF5	MIN RRF	%D / %DRIFT	MAX %D / %DRIFT	CURVE TYPE
146 Benzo(a)pyrene	1.16528	1.21266	1.21266	0.010	-4.06577	20.00000	Averaged
149 Indeno(1,2,3-cd)pyrene	1.29035	1.40197	1.40197	0.010	-8.64981	50.00000	Averaged
150 Dibenz(a,h)anthracene	5.00000	4.95996	1.21675	0.010	0.80085	0.000e+000	Quadratic
151 Benzo(g,h,i)perylene	1.08571	1.16924	1.16924	0.010	-7.69377	50.00000	Averaged
$ 154 Nitrobenzene-d5	0.31340	0.30579	0.30579	0.010	2.42915	50.00000	Averaged
$ 155 2-Fluorobiphenyl	1.17579	1.16527	1.16527	0.010	0.89493	50.00000	Averaged
$ 156 Terphenyl-d14	0.71243	0.69855	0.69855	0.010	1.94806	50.00000	Averaged
$ 157 Phenol-d5	1.44276	1.48862	1.48862	0.010	-3.17857	50.00000	Averaged
$ 158 2-Fluorophenol	1.09158	1.11819	1.11819	0.010	-2.43824	50.00000	Averaged
$ 159 2,4,6-Tribromophenol	0.12320	0.13330	0.13330	0.010	-8.20479	50.00000	Averaged
$ 186 2-Chlorophenol-d4	1.20454	1.20968	1.20968	0.010	-0.42731	50.00000	Averaged
$ 187 1,2-Dichlorobenzene-d4	0.81971	0.80337	0.80337	0.010	1.99256	50.00000	Averaged
M 195 Cresols, total	2.53420	2.58349	2.58349	0.010	-1.94477	50.00000	Averaged
101 Diphenylamine	0.58021	0.58098	0.58098	0.010	-0.13281	50.00000	Averaged

8B

SEMIVOLATILE INTERNAL STANDARD AREA AND RT SUMMARY

Lab Name: NORTH CANTON Contract:

Lab Code: TACAN Case No.: SAS No.: SDG No.: 8H22130

Lab File ID (Standard): 2SMH0828 Date Analyzed: 08/28/08

Instrument ID: A4AG2 Time Analyzed: 1325

		IS1(DCB) AREA #	RT #	IS2(NPT) AREA #	RT #	IS3(ANT) AREA #	RT #
	12 HOUR STD	176451	3.62	713161	4.52	406116	5.79
	UPPER LIMIT	352902	4.12	1426322	5.02	812232	6.29
	LOWER LIMIT	88226	3.12	356581	4.02	203058	5.29
	EPA SAMPLE NO.						
01	KVP1JBLK	156988	3.62	632440	4.51	358106	5.78
02	KVP1JCHK	154509	3.62	628934	4.51	353841	5.79
03	KVP1JCKDUP	170320	3.62	700099	4.52	401908	5.79
04	DMW-6S-08210	135670	3.62	595219	4.51	365999	5.78
05	DMW-16I-0821	159051	3.62	668044	4.51	385103	5.78
06	DMW-5D-08210	174442	3.62	733542	4.51	427988	5.78
07	DMW-9S-08220	145903	3.62	657754	4.52	388496	5.79
08	DMW-9I-08220	171737	3.62	705488	4.52	405270	5.78
09							
10							
11							
12							
13							
14							
15							
16							
17							
18							
19							
20							
21							
22							

IS1 (DCB) = 1,4-Dichlorobenzene-d4
IS2 (NPT) = Naphthalene-d8
IS3 (ANT) = Acenaphthene-d10

AREA UPPER LIMIT = +100% of internal standard area
AREA LOWER LIMIT = - 50% of internal standard area
RT UPPER LIMIT = + 0.50 minutes of internal standard RT
RT LOWER LIMIT = - 0.50 minutes of internal standard RT

Column used to flag internal standard area values with an asterisk.
* Values outside of QC limits.

8C

SEMIVOLATILE INTERNAL STANDARD AREA AND RT SUMMARY

Lab Name: NORTH CANTON Contract:

Lab Code: TACAN Case No.: SAS No.: SDG No.: 8H22130

Lab File ID (Standard): 2SMH0828 Date Analyzed: 08/28/08

Instrument ID: A4AG2 Time Analyzed: 1325

		IS4(PHN) AREA #	RT #	IS5(CRY) AREA #	RT #	IS6(PRY) AREA #	RT #
	12 HOUR STD	660647	6.88	664079	8.86	516809	10.37
	UPPER LIMIT	1321294	7.38	1328158	9.36	1033618	10.87
	LOWER LIMIT	330324	6.38	332040	8.36	258405	9.87
	EPA SAMPLE NO.						
01	KVP1JBLK	583582	6.88	581207	8.85	481092	10.35
02	KVP1JCHK	584572	6.88	583710	8.85	481131	10.35
03	KVP1JCKDUP	656027	6.88	654780	8.85	535664	10.35
04	DMW-6S-08210	643105	6.88	599978	8.85	521717	10.37
05	DMW-16I-0821	673635	6.88	662404	8.85	577031	10.36
06	DMW-5D-08210	736591	6.88	717206	8.85	614450	10.36
07	DMW-9S-08220	646420	6.88	624574	8.85	538546	10.36
08	DMW-9I-08220	678894	6.88	675528	8.85	578822	10.36
09							
10							
11							
12							
13							
14							
15							
16							
17							
18							
19							
20							
21							
22							

IS4 (PHN) = Phenanthrene-d10
IS5 (CRY) = Chrysene-d12
IS6 (PRY) = Perylene-d12

AREA UPPER LIMIT = +100% of internal standard area
AREA LOWER LIMIT = - 50% of internal standard area
RT UPPER LIMIT = + 0.50 minutes of internal standard RT
RT LOWER LIMIT = - 0.50 minutes of internal standard RT

Column used to flag internal standard area values with an asterisk.
* Values outside of QC limits.

8B

SEMIVOLATILE INTERNAL STANDARD AREA AND RT SUMMARY

Lab Name: NORTH CANTON Contract:

Lab Code: TACAN Case No.: SAS No.: SDG No.: 8H22130

Lab File ID (Standard): 2SMH0829 Date Analyzed: 08/29/08

Instrument ID: A4AG2 Time Analyzed: 0834

		IS1 (DCB) AREA #	RT #	IS2 (NPT) AREA #	RT #	IS3 (ANT) AREA #	RT #
	12 HOUR STD	209875	3.60	857432	4.50	454812	5.77
	UPPER LIMIT	419750	4.10	1714864	5.00	909624	6.27
	LOWER LIMIT	104938	3.10	428716	4.00	227406	5.27
	EPA SAMPLE NO.						
01	KVR47BLK	197866	3.60	769447	4.50	416472	5.76
02	KVR47CHK	201002	3.60	798114	4.50	435626	5.76
03	KVR47CKDUP	200030	3.60	799270	4.50	444634	5.76
04	DMW-16S-0821	219732	3.60	854258	4.50	481115	5.76
05	DMW-2S-08210	151034	3.60	589707	4.50	320253	5.76
06	DMW-9D-08220	210030	3.60	819905	4.50	464317	5.76
07							
08							
09							
10							
11							
12							
13							
14							
15							
16							
17							
18							
19							
20							
21							
22							

IS1 (DCB) = 1,4-Dichlorobenzene-d4
IS2 (NPT) = Naphthalene-d8
IS3 (ANT) = Acenaphthene-d10

AREA UPPER LIMIT = +100% of internal standard area
AREA LOWER LIMIT = - 50% of internal standard area
RT UPPER LIMIT = + 0.50 minutes of internal standard RT
RT LOWER LIMIT = - 0.50 minutes of internal standard RT

Column used to flag internal standard area values with an asterisk.
* Values outside of QC limits.

8C

SEMIVOLATILE INTERNAL STANDARD AREA AND RT SUMMARY

Lab Name: NORTH CANTON Contract:

Lab Code: TACAN Case No.: SAS No.: SDG No.: 8H22130

Lab File ID (Standard): 2SMH0829 Date Analyzed: 08/29/08

Instrument ID: A4AG2 Time Analyzed: 0834

		IS4 (PHN) AREA #	RT #	IS5 (CRY) AREA #	RT #	IS6 (PRY) AREA #	RT #
	12 HOUR STD	714362	6.85	716338	8.83	582712	10.32
	UPPER LIMIT	1428724	7.35	1432676	9.33	1165424	10.82
	LOWER LIMIT	357181	6.35	358169	8.33	291356	9.82
	EPA SAMPLE NO.						
01	KVR47BLK	664382	6.85	630163	8.82	543745	10.30
02	KVR47CHK	697003	6.85	688636	8.82	573317	10.30
03	KVR47CKDUP	716080	6.85	704180	8.82	587977	10.31
04	DMW-16S-0821	811148	6.85	793217	8.82	695802	10.31
05	DMW-2S-08210	523226	6.85	512575	8.81	451785	10.31
06	DMW-9D-08220	739219	6.85	734923	8.82	642649	10.31
07							
08							
09							
10							
11							
12							
13							
14							
15							
16							
17							
18							
19							
20							
21							
22							

IS4 (PHN) = Phenanthrene-d10
IS5 (CRY) = Chrysene-d12
IS6 (PRY) = Perylene-d12

AREA UPPER LIMIT = +100% of internal standard area
AREA LOWER LIMIT = - 50% of internal standard area
RT UPPER LIMIT = + 0.50 minutes of internal standard RT
RT LOWER LIMIT = - 0.50 minutes of internal standard RT

Column used to flag internal standard area values with an asterisk.
* Values outside of QC limits.

8B
SEMIVOLATILE INTERNAL STANDARD AREA AND RT SUMMARY

Lab Name: NORTH CANTON Contract:

Lab Code: TACAN Case No.: SAS No.: SDG No.: 8H22130

Lab File ID (Standard): 2SMH0902 Date Analyzed: 09/02/08

Instrument ID: A4AG2 Time Analyzed: 0757

		IS1(DCB) AREA	#	RT	#	IS2(NPT) AREA	#	RT	#	IS3(ANT) AREA	#	RT	#
	12 HOUR STD	271135		3.58		1080320		4.48		576912		5.75	
	UPPER LIMIT	542270		4.08		2160640		4.98		1153824		6.25	
	LOWER LIMIT	135568		3.08		540160		3.98		288456		5.25	
	EPA SAMPLE NO.												
01	KVWJXBLK	182261		3.58		735959		4.48		459624		5.74	
02	KVWJXCHK	183192		3.58		757757		4.48		459660		5.75	
03	KVWJXCKDUP	181002		3.58		754179		4.48		448524		5.75	
04	DMW-5I-08260	216122		3.58		852033		4.48		502745		5.74	
05	DMW-5S-08260	231834		3.58		920665		4.48		529856		5.74	
06	MW-6-082608	182665		3.58		734442		4.48		437117		5.74	
07													
08													
09													
10													
11													
12													
13													
14													
15													
16													
17													
18													
19													
20													
21													
22													

IS1 (DCB) = 1,4-Dichlorobenzene-d4
IS2 (NPT) = Naphthalene-d8
IS3 (ANT) = Acenaphthene-d10

AREA UPPER LIMIT = +100% of internal standard area
AREA LOWER LIMIT = - 50% of internal standard area
RT UPPER LIMIT = + 0.50 minutes of internal standard RT
RT LOWER LIMIT = - 0.50 minutes of internal standard RT

Column used to flag internal standard area values with an asterisk.
* Values outside of QC limits.

8C

SEMIVOLATILE INTERNAL STANDARD AREA AND RT SUMMARY

Lab Name: NORTH CANTON Contract:

Lab Code: TACAN Case No.: SAS No.: SDG No.: 8H22130

Lab File ID (Standard): 2SMH0902 Date Analyzed: 09/02/08

Instrument ID: A4AG2 Time Analyzed: 0757

		IS4 (PHN) AREA #	RT #	IS5 (CRY) AREA #	RT #	IS6 (PRY) AREA #	RT #
	12 HOUR STD	918315	6.84	924995	8.81	772000	10.29
	UPPER LIMIT	1836630	7.34	1849990	9.31	1544000	10.79
	LOWER LIMIT	459158	6.34	462498	8.31	386000	9.79
	EPA SAMPLE NO.						
01	KVWJXBLK	779756	6.83	737558	8.80	646989	10.27
02	KVWJXCHK	804376	6.84	795826	8.80	667283	10.28
03	KVWJXCKDUP	784460	6.84	764164	8.80	652814	10.27
04	DMW-5I-08260	855735	6.84	808261	8.80	698349	10.27
05	DMW-5S-08260	843725	6.84	813763	8.80	718425	10.28
06	MW-6-082608	801759	6.84	805845	8.80	697250	10.27
07							
08							
09							
10							
11							
12							
13							
14							
15							
16							
17							
18							
19							
20							
21							
22							

IS4 (PHN) = Phenanthrene-d10
IS5 (CRY) = Chrysene-d12
IS6 (PRY) = Perylene-d12

AREA UPPER LIMIT = +100% of internal standard area
AREA LOWER LIMIT = - 50% of internal standard area
RT UPPER LIMIT = + 0.50 minutes of internal standard RT
RT LOWER LIMIT = - 0.50 minutes of internal standard RT

Column used to flag internal standard area values with an asterisk.
* Values outside of QC limits.

8B

SEMIVOLATILE INTERNAL STANDARD AREA AND RT SUMMARY

Lab Name: NORTH CANTON Contract:

Lab Code: TACAN Case No.: SAS No.: SDG No.: 8H22130

Lab File ID (Standard): 2SMH0903 Date Analyzed: 09/03/08

Instrument ID: A4AG2 Time Analyzed: 1007

		IS1 (DCB) AREA #	RT #	IS2 (NPT) AREA #	RT #	IS3 (ANT) AREA #	RT #
	12 HOUR STD	204127	3.53	847541	4.42	486038	5.69
	UPPER LIMIT	408254	4.03	1695082	4.92	972076	6.19
	LOWER LIMIT	102064	3.03	423771	3.92	243019	5.19
	EPA SAMPLE NO.						
01	DMW-4I-08250	142588	3.52	592542	4.42	378604	5.69
02	DMW-16D-0825	157568	3.52	648360	4.42	402179	5.69
03	DMW-4D-08250	160674	3.52	639675	4.42	400551	5.69
04	DMW-14I-0825	163890	3.52	692996	4.42	444970	5.69
05	DMW-4S-08250	164905	3.52	710085	4.42	425534	5.69
06							
07							
08							
09							
10							
11							
12							
13							
14							
15							
16							
17							
18							
19							
20							
21							
22							

IS1 (DCB) = 1,4-Dichlorobenzene-d4
IS2 (NPT) = Naphthalene-d8
IS3 (ANT) = Acenaphthene-d10

AREA UPPER LIMIT = +100% of internal standard area
AREA LOWER LIMIT = - 50% of internal standard area
RT UPPER LIMIT = + 0.50 minutes of internal standard RT
RT LOWER LIMIT = - 0.50 minutes of internal standard RT

Column used to flag internal standard area values with an asterisk.
* Values outside of QC limits.

8C

SEMIVOLATILE INTERNAL STANDARD AREA AND RT SUMMARY

Lab Name: NORTH CANTON Contract:

Lab Code: TACAN Case No.: SAS No.: SDG No.: 8H22130

Lab File ID (Standard): 2SMH0903 Date Analyzed: 09/03/08

Instrument ID: A4AG2 Time Analyzed: 1007

		IS4(PHN) AREA #	IS4(PHN) RT #	IS5(CRY) AREA #	IS5(CRY) RT #	IS6(PRY) AREA #	IS6(PRY) RT #
	12 HOUR STD	808152	6.77	786227	8.74	630788	10.17
	UPPER LIMIT	1616304	7.27	1572454	9.24	1261576	10.67
	LOWER LIMIT	404076	6.27	393114	8.24	315394	9.67
	EPA SAMPLE NO.						
01	DMW-4I-08250	675361	6.77	676438	8.73	579036	10.16
02	DMW-16D-0825	712467	6.77	713777	8.73	604987	10.16
03	DMW-4D-08250	711509	6.77	718563	8.73	619993	10.16
04	DMW-14I-0825	764660	6.77	750099	8.73	634963	10.16
05	DMW-4S-08250	743413	6.77	749595	8.73	659888	10.16
06							
07							
08							
09							
10							
11							
12							
13							
14							
15							
16							
17							
18							
19							
20							
21							
22							

IS4 (PHN) = Phenanthrene-d10
IS5 (CRY) = Chrysene-d12
IS6 (PRY) = Perylene-d12

AREA UPPER LIMIT = +100% of internal standard area
AREA LOWER LIMIT = - 50% of internal standard area
RT UPPER LIMIT = + 0.50 minutes of internal standard RT
RT LOWER LIMIT = - 0.50 minutes of internal standard RT

Column used to flag internal standard area values with an asterisk.
* Values outside of QC limits.

TestAmerica North Canton

Semivolatile REPORT SW-846 Method 8270

Data file : \\cansvr11\dd\chem\MSS\a4ag2.i\80829A.b\KVLGM1D1.D
Lab Smp Id: KVLGM1D1 Client Smp ID: DMW-16S-082108
Inj Date : 29-AUG-2008 15:17
Operator : 046900 Inst ID: a4ag2.i
Smp Info : KVLGM1D1,80829A.b,8270-625,14D.SUB
Misc Info :
Comment :
Method : \\cansvr11\dd\chem\MSS\a4ag2.i\80829A.b\8270-625.m
Meth Date : 31-Aug-2008 07:19 hulat Quant Type: ISTD
Cal Date : 28-AUG-2008 15:27 Cal File: 2AHHH0828.D
Als bottle: 25
Dil Factor: 25.00000
Integrator: HP RTE Compound Sublist: 14D.SUB
Target Version: 4.14
Processing Host: CANPMSSV04

Concentration Formula: Amt * DF * Uf * Vt/(Vo * Vi) * CpndVariable

Name	Value	Description
DF	25.000	Dilution Factor
Uf	1.000	ng unit correction factor
Vt	2000.000	Volume of final extract (uL)
Vo	1050.000	Volume of sample extracted (mL)
Vi	0.50000	Volume injected (uL)
Cpnd Variable		Local Compound Variable

Compounds	QUANT SIG MASS	RT	EXP RT	REL RT	RESPONSE	CONCENTRATIONS ON-COLUMN (NG)	FINAL (ug/L)	
* 1 1,4-Dichlorobenzene-d4	152	3.595	3.601	(1.000)	219732	2.00000		(Q)
* 2 Naphthalene-d8	136	4.495	4.495	(1.000)	854258	2.00000		
* 3 Acenaphthene-d10	164	5.760	5.766	(1.000)	481115	2.00000		
* 4 Phenanthrene-d10	188	6.848	6.854	(1.000)	811148	2.00000		
* 5 Chrysene-d12	240	8.818	8.830	(1.000)	793217	2.00000		
* 6 Perylene-d12	264	10.306	10.318	(1.000)	695802	2.00000		
198 1,4-Dioxane	88	1.789	1.795	(0.498)	253201	6.15342	586.04	
$ 154 Nitrobenzene-d5	82	3.971	3.978	(0.884)	19159	0.14312	13.631	
$ 155 2-Fluorobiphenyl	172	5.248	5.254	(0.911)	37897	0.13398	12.760	
$ 156 Terphenyl-d14	244	7.995	8.001	(0.907)	47867	0.16941	16.134	
$ 157 Phenol-d5	99	3.295	3.301	(0.917)	32196	0.20312	19.344	
$ 158 2-Fluorophenol	112	2.719	2.725	(0.756)	24881	0.20747	19.759	
$ 159 2,4,6-Tribromophenol	330	Compound Not Detected.						

QC Flag Legend

Q - Qualifier signal failed the ratio test.

$$\text{Concentration} = \frac{A_x}{A_i} \times \frac{I_s}{RRF} = \frac{253201}{219732} \times \frac{2}{0.37453} = 6.15340$$

A_x = Area of analyte I_s = Conc. of internal std.
A_i = Area of internal std. RRF = Initial Calibration Relative Response Factor

Report Date : 29-Aug-2008 07:09

TestAmerica North Canton

INITIAL CALIBRATION DATA

Start Cal Date : 28-AUG-2008 12:32
End Cal Date : 28-AUG-2008 17:30
Quant Method : ISTD
Target Version : 4.14
Integrator : HP RTE
Method file : \\cansvr11\dd\chem\MSS\a4ag2.i\80828A.b\8270-625.m
Last Edit : 29-Aug-2008 06:56 a4ag2.i

Calibration File Names:
Level 1: \\cansvr11\dd\chem\MSS\a4ag2.i\80828A.b\2SLL0828.D
Level 2: \\cansvr11\dd\chem\MSS\a4ag2.i\80828A.b\2AL0828.D
Level 3: \\cansvr11\dd\chem\MSS\a4ag2.i\80828A.b\2AML0828.D
Level 4: \\cansvr11\dd\chem\MSS\a4ag2.i\80828A.b\2AM0828.D
Level 5: \\cansvr11\dd\chem\MSS\a4ag2.i\80828A.b\2AMM0828.D
Level 6: \\cansvr11\dd\chem\MSS\a4ag2.i\80828A.b\2AMH0828.D
Level 7: \\cansvr11\dd\chem\MSS\a4ag2.i\80828A.b\2AH0828.D
Level 8: \\cansvr11\dd\chem\MSS\a4ag2.i\80828A.b\2AHH0828.D
Level 9: \\cansvr11\dd\chem\MSS\a4ag2.i\80828A.b\2AHHH0828.D

Compound	0.0500000 Level 1	0.2500000 Level 2	0.5000000 Level 3	1.0000 Level 4	2.5000 Level 5	5.0000 Level 6	Curve	Coefficients b	m1	m2	%RSD or R^2	
	7.5000 Level 7	10.0000 Level 8	12.5000 Level 9									
198 1,4-Dioxane	+++++	0.42637	0.37596	0.36009	0.36754	0.33827						
	0.39396	0.34746	0.38657				AVRG		0.37453		7.49575	<-
7 N-Nitrosomorpholine	+++++	0.72995	0.74520	0.68855	0.73677	0.71886						
	0.79078	0.86898	0.92457				AVRG		0.77546		10.50529	<-
8 Ethyl methanesulfonate	+++++	0.78775	0.78044	0.76470	0.77828	0.75559						
	0.82201	0.90698	0.94636				AVRG		0.81776		8.65310	<-

TestAmerica

THE LEADER IN ENVIRONMENTAL TESTING

MISCELLANEOUS DATA

UX15
Batch # 8226188

TestAmerica-North Canton
GC/MS VOA Run Log

8/15

Date: 8-12-08
1C

Method: 8260B 624

CRA
050122
050130

Column	BFB	Analysis	Purge & Trap
Type: DB624	100 C for 0.1 min	40 C for 2 min	Trap: #10
Length 20 M	to 200 C @ 20 C/min	to 200 C @ 15 C/min	Purge: 11
I.D. 0.18 mm	Hold – min	to – C @ – C/min	Desorb: 1 min @240 C
Flow Rate 0.4ml/min	IS # V6865 SS # V6866	Hold 3 min	Bake: 5 min @ 250 C
		25ml	Heated purge: Yes No

8/15
8/16

Auto num	Sample ID Workorder#	Method	File Name	Amt purged	Sr I number / Sample prep	Comments	Sample status
	BFB		BFB 988	50 ng	V6340	10:19	OK
1	8260 Cal		UXC 27500	200 ng	V6870,76 V6877,78	C 80812	OK
2			01	100 ng			OK
3			02	50 ng			OK
4			03	25 ng			OK
5			04	10 ng			OK
6			05	5 ng			OK
7	ICV		06	50 ng	V6875	Passed	OK
8	A9 Cal		07		V6829,74	C 80730 10.109	OK
9	LCS		08		V6875	KT2X7-1AC 10.109	OK
10	LCSD		09			1AD	OK
11	Val Blank		10	5ml		THF	–
12			11			1AA Different bottle	OK
13	KTLP0-1AA		12				OK
14	KTLP1-1AA		13				OK
15	KTLP2-1AA		14				OK
16	KTLP3-1AA		15				OK
17	KTLP4-1AA		16				OK
18	KTLP5-1AA		17				OK
19	KTLP6-1AA		18				OK
20	KTLP7-1AA		19				OK
21	KTLP8-1AA		20				OK
22	1AC		21	50 ng	V6875	8.821	OK
23	1AD		22			11.082	OK
24	KTLP9-1AA		23				OK
25	KTLTC-1AA		24				OK 7245
26	KTLTP-1AA		25				OK
27	KTLTT-1AA		26	CMR 8-13-08			OK
28	KTLTO-1AA		27				OK
29	KTPDN-1AA		UXC27529				OK
30	KTPDQ-1AA		29	5ml		B/R Out of Tune	
31	KTPDR-1AA		30				–
32	KTPDT-1AA		31				–

Analyst: CMR
Level 2 review: TC Date 8-14

PDF Made:_____

100

UX15
Batch # _____

TestAmerica-North Canton
GC/MS VOA Run Log

Date: 8-13-08

Method: 8260B 624

Column	BFB	Analysis	Purge & Trap
Type: DB624	100 C for 0.1 min	40 C for 2 min	Trap: #10
Length 20 M	to 200 C @ 20 C/min	to 200 C @ 15 C/min	Purge: 11
I.D. 0.18 mm	Hold -- min	to -- C @ -- C/min	Desorb: 1 min @240 C
Flow Rate 0.4ml/min		Hold 3 min	Bake: 5 min @ 250 C
	IS # VL8665 SS # VL8666	25 ml	Heated purge: Yes No

Auto num	Sample ID Workorder#	Method	File Name	Amt purged	Std number Sample prep	Comments	Sample status
	BFB		BFB 969	50 ng	VL3440	23:36	OK
	19 Cal		UXC27532	200 ng	VL8297H	Cal Passed	OK
			33	100 ng			OK
			34	50 ng			OK
			35	25 ng			OK
			36	10 ng			OK
			37	5 ng			OK

Analyst: CMK
Level 2 review: TL Date 8-14

PDF Made:_____

1

UX15
Batch # 82H21H3

TestAmerica-North Canton
GC/MS VOA Run Log

Date: 8-28-08 (A)
Method: 8260B 624

CRR 10X 230139
CRR 10X 220191
270122
270154
9/4 220104
9/5 220130

Column	BFB	Analysis	Purge & Trap
Type: DB624	100 C for 0.1 min	40 C for 2 min	Trap: #10 9/5
Length 20 M	to 200 C @ 20 C/min	to 200 C @ 15 C/min	Purge: 11 9/4
I.D. 0.18 mm	Hold -- min	to -- C @ -- C/min	Desorb: 1 min @240 C 9/3
Flow Rate 0.4ml/min		Hold 3 min	Bake: 5 min @ 250 C 9/3
	IS # V6917 SS # V6918	25ml	Heated purge: Yes No

Auto num	Sample ID Workorder#	Method	File Name	Amt purged	Std number/ Sample prep	Comments	Sample status
	BFB		BFB007	50ng	V6340	08:29	OK
1	A9Cal		UXC27980		V6923, V6883	C80813	OK
2	Vol Cal		81		V6900 V6910, 16	C80812	OK
3	LCS		82		V6905	KV116-1AC 8.085	OK
4	LCSD		83			1AD 9.802 ~~11.484~~	OK
5	Vol Blank		84	5ml		1AA	OK
6	KVNW7-1AA		85				OK
7	KVNXA-1AA		86	0.5ml/5ml			OK
8	KVNW9-2AA		87	5ml		'E'	OK
9	KVL08-2AA		88	0.5ml/5ml		'E'	OK
10	KVL1D-2AA		89	2.25ml/5ml		'E'	OK
11	KVL1F-2AA		90	0.15ml/5ml		'E'	OK
12	KVL1G-2AA		91	0.2ml/5ml		'E'	OK
13	KVL1H-2AA		92	3.25ml/5ml		'E'	OK
14	KVL1J-2AA		93	5ml		'E'	OK
15	Rinse		94				—
16	KVVGT-1AA		95	5ml			OK
17	KVVPD-1AA		96				OK
18	KVK62-1AA		97	0.625ml/5ml			OK
19	KVK6W-1AA		98	0.225ml/5ml			OK
20	KVK6X-1AA		99	0.5ml/5ml			OK
21	KVLFP-1AA	TICO	UXC28000	5ml			OK
22	KVLFO-1AA DV	cmr 8-28-08	01	1ml/5ml		Foamer	OK
23	KVLF9-1AA DV		02	0.35ml/5ml			OK
24	KVLGG-1DV		03	5ml			OK
25	KVLGM-1DD		04	25ml/5ml		RR 1.5ml	—
26	KVLHC-1DV		05	0.05ml/5ml			OK
27	MS	1DO	06	50ng	V6905	519.31	OK
28	MSD	1D1	07			605.00	OK
29			08				
						cmr 8-29-08	

6107

Analyst: cmr
Level 2 review: SAM Date 8-29-08
PDF Made: SAM 8/29/08

North Canton

859

UX15
Batch # 62H716H

TestAmerica-North Canton
GC/MS VOA Run Log

Date: 9-2-06
Method: 8260B 624

Column	BFB	Analysis	Purge & Trap
Type: DB624	100 C for 0.1 min	40 C for 2 min	Trap: #10
Length 20 M	to 200 C @ 20 C/min	to 200 C @ 15 C/min 25ml	Purge: 11
I.D. 0.18 mm	Hold -- min	to -- C @ -- C/min	Desorb: 1 min @240 C
Flow Rate 0.4ml/min		Hold 3 min	Bake: 5 min @ 250 C
	IS # V6917 SS # V6916		Heated purge: Yes No

9/5 220221
9/5 220223
9/5 230142
9/9 VRP 260147
220130 9/5

Auto num	Sample ID Workorder#	Method	File Name	Amt purged	Std number/ Sample prep	Comments	Sample status
	BFB		BFB 009	50 ng	V6340	12:02	OK
1	8260 Cal		UXC 26032	200 ng	V6900 V6910-16	9 Cal Pass	OK
2			33	100 ng			OK
3			34	50 ng			OK
4			35	25 ng			OK
5			36	10 ng			OK
6			37	5 ng			OK
7	ICV		38	50 ng	V6905		OK
8	A9 Cal		39		V6863, V6923		OK
9	LCS		40		V6905	4KV6PX-1AC 13.735	OK
10	LCSD		41			1AD 13.530	OK
11	Val Blank		42	5ml		1AA	OK
12	KVMC7-1AA		43				OK
13	KVMC4-1AA		44	35ml/5ml			OK
14	KVMC6-1AA		45	003ml/5ml			OK
15	KVMC9-1AA		46	0025ml/5ml			OK
16	KVMDC-1AA		47	002ml/5ml			OK
17	KVMDD-1AA		48	5ml			OK
18	KVMCR-1AA		49	3ml/5ml			OK
19	KVNW1-1AA		50	5ml			OK
20	KVNXF-1DV		51	006ml/5ml			OK
21	KVNXT-1DO		52	004ml/5ml			OK
22	KVNXV-1DO		53	0004ml/5ml			OK
23	KVRNG-1AA		54	3ml/5ml		RR 2 ml	—
24	KVRNX-1AH		55	5ml			OK
25	KVRNO-1AH		56				OK
26	KVRN1-1AA		57				OK
27	KVLGM-1DO		58	15ml/5ml			OK
28	MS	1125	59	50 ng	V6905	36.096	OK
29	MSD	1126	60			23:02 HO.H14	OK
						CMR for 9-2-06	

H5CC

Analyst: CMR
Level 2 review: TL Date 9-3
PDF Made:

North Canton 860

UX15
Batch # 624617H

TestAmerica-North Canton
GC/MS VOA Run Log

9/5

Date: 9-4-06 cmr 3 9-5-06

Method: 8260B 624

VRP 260147 250165 260119 270132 270143 9/9 CRR

Column	BFB	Analysis	Purge & Trap
Type: DB624	100 C for 0.1 min	40 C for 2 min	Trap: #10
Length 20 M	to 200 C @ 20 C/min	to 200 C @ 15 C/min	Purge: 11
I.D. 0.18 mm	Hold -- min	to -- C @ -- C/min	Desorb: 1 min @240 C
Flow Rate 0.4ml/min		Hold 3 min	Bake: 5 min @ 250 C
	IS # V6917 SS # V6916	25ml	Heated purge: Yes No

9/9 9/5 9/9 9/10

Auto num	Sample ID Workorder#	Method	File Name	Amt purged	Std number Sample prep	Comments	Sample status
	BFB		BFB010	50ng	V63HO	06:59	ok
1	A9 Cal		UXC 26061		V6923.30	C 60613	ok
2	Val Cal		62		V6916 V6927.29	C 60902	ok
3	LCS		63		V6926	KVGVM IAC 12.496	ok
4	LCSD		64			IAD 13.171	ok
5	Val Blank		65	5ml		IAA	ok
6	KVRHQ-IAA		66	2ml/5ml			ok
7	KVQQR-IAA		67	5ml			ok
8	KVQQT-IAA		68				ok
9	KVQQW-IAA		69				ok
10	KVQQX-IAA		70				ok
11	KVRAH-IAA		71				ok
12	KVRAG-ICL		72	.003ml/5ml		20ml	–
13	KVRAT-ICK	cmr 9-4-06	73	5ml			ok
14	KVRCD-ICL		74	.005ml/5ml		35ml cmr 9-4-06	~~ok~~
15	KVRCG-ICL		75	0.125ml/5ml		75ml	–
16	KVRCG-ICL		76	.02ml/5ml		100ml	–
17	MS		77	50ng			–
18	MSD		78				–
19	KVVKA-IAA		79	5ml			ok
20	KVVKC-IAA		80	.004ml/5ml		30ml	–
21	KVVKD-IAA		81	.001ml/5ml		0.4ml	–
22	KVVKE-IAA		82	5ml		3ml	–
23	KVVKF-IAA		83	.004ml/5ml		25ml	–
24	KVVRG-IAA		84	3.5ml/5ml			ok
25	KVVMD-IAA		85	2ml/5ml		1ml	–
26	KVVMG-IAA		86	5ml			ok
27	KVVMG-IAA		87			3ml cmr 9-4-06	~~ok~~ 269H

Analyst: cmr
Level 2 review: B Date 9/4/08

PDF Made: ✓

1502694
24

UX15
Batch # 82H8184

TestAmerica-North Canton
GC/MS VOA Run Log

9/10

Date: 9-~~11~~ 3-08

Method: 8260B 624 F9-48

VAP
270 110
270 116
290 17
290 211
290 1H
9/11 CRA

Column	BFB	Analysis	Purge & Trap
Type: DB624	100 C for 0.1 min	40 C for 2 min	Trap: #10 9/10
Length 20 M	to 200 C @ 20 C/min	to 200 C @ 15 C/min	Purge: 11 9/10
I.D. 0.18 mm	Hold -- min	to -- C @ -- C/min 25ml	Desorb: 1 min @240 C 9/11
Flow Rate 0.4ml/min		Hold 3 min	Bake: 5 min @ 250 C
	IS # V6917 SS # V6918		Heated purge: Yes No 9/11

Auto num	Sample ID Workorder#	Method	File Name	purged	Std number/ Sample prep	Comments	Sample status
	BFB		CMR 9-4-08 BFB012	50ng	V6340	19:40	OK
	A9 Cal		UXC 2808		V6923-30	C80812	OK
	Val Cal		89		V6916 V6927-29	C80902	OK
	LCS		90		V6928	KVF8VF-1AC 9.223	OK
	LCSD		91			1AD 8.870	OK
	Val Blank		92	5ml		1AA	OK
	KVVF3-1AA		93				OK
	KVVGF-1AH		94				OK
	KVVGG-1AH		95				OK
	KVVGH-1AH		96	0.875ml/5ml		50 ml	—
	KVVGG-1AH	m/	97	5ml		3 ml	—
	KVVGK-1AA		98				OK
	KVVGD-1AA		99				OK
	KVVGX-1CL		UXC 2810	2ml/5ml		1.25ml	—
	KVVGH-1CL		01	0.035ml/5ml		20 ml	—
	KVVGG-1CL		02	5ml			OK
	KVX78-1AD		03				OK
	KVX8C-1AD		04				OK
	KVX8L-1AA		05				OK
	KVX8G-1AA		06				OK
	KVOEM1CL	~~R/R~~	CMR 9-4-08 07		Run	1-Chlorohexane R/R	OK
	KVOFC1CM		08		2AA		OK
	KVOFM1CM		09				OK
	KV16R-1AA		10				OK
	KV16H-1AA		11				OK
	KV2AG-1AA		12	0.175ml/5ml		90 ml	—
	MS		13	50ng	V6928		—
	MSD		14				—

2H7H

CMR 9-4-08

Analyst: CMR
Level 2 review: TC Date 9-4

PDF Made:_____

25

UX15
Batch # 82H9100

TestAmerica-North Canton
GC/MS VOA Run Log

9/9

Date: 9-H-08

Method: 8260B 624

TICS 260119
270132
CRR 270143
TICS 270116
9/12 290151
9/11 TICS 290126
9/12 TICS 300106

Column	BFB	Analysis	Purge & Trap
Type: DB624	100 C for 0.1 min	40 C for 2 min	Trap: #10 9/9
Length 20 M	to 200 C @ 20 C/min	to 200 C @ 15 C/min	Purge: 11 9/10
I.D. 0.18 mm	Hold – min	to – C @ – C/min	Desorb: 1 min @240 C 9/9
Flow Rate 0.4ml/min		Hold 3 min	Bake: 5 min @ 250 C
	IS # V6917 SS # V6918	25ml	Heated purge: Yes No 9/10

Auto num	Sample ID Workorder#	Method	File Name	Amt purged	Std. number / Sample prep	Comments	Sample status
	BFB		BFB012	50ng	V6340	09:05	OK
1	Ag Cal	cmr	UXC 115		V6923-30	C80813	OK
2	Val Cal	9-H-08	16 89		V6916 V6927-29	C80902	OK
3	LCS		17 90		V6928	KWAHT-IAC 11.638	OK
4	LCSD		18 91			IAD 12.427	OK
5	Val Blank		19 92	5ml		IAA	OK
6	KVRAG-ICH		20 93	0.02ml/5ml			OK
7	KVRCD-ICH		21 94	0.035ml/5ml			OK
8	KVRCG-ICH		22 95	0.075ml/5ml			OK
9	KVRBG-ICH		23 96	0.1ml/5ml			OK
10	KVVKC-IAA		24 97	0.03ml/5ml			OK
11	KVVKD-IAA		25 98	0.4ml/5ml			OK
12	KVVKE-IAA		26 99	3ml/5ml			OK
13	KVVKF-IAA		UXC 27 28100	0.025ml/5ml			OK
14	KVVMD-IAA		28 01	1ml/5ml			OK
15	KVVMG-IAA		29 02	3ml/5ml			OK
16	KVVBX-ICH		30 03	1.25ml/5ml			OK
17	KVVBH-ICH		31 04	0.02ml/5ml			OK
18	KV2AG-IAA		32 05	0.09ml/5ml			OK
19	MS	IAC	33 06	50ng	V6928	802.62	OK
20	MSD	IAD	34 07			815.79	OK
21	KVXMR-IAA		35 08	5ml			OK
22	KVXMO-ICH		36 09				OK
23	KVXM2-ICH		37 10	0.01ml/5ml			OK
24	KVXM3-ICH		38 11	0.05ml/5ml		RR 30ml	–
25	KV3TS-IAA		39 12	5ml			OK
26	KV3TG-ICH		40 13				OK
27	KV3TT-ICH		41 14	0.01ml/5ml			OK

1616

cmr

Analyst: cmr
Level 2 review: TS Date 9/9/08

PDF Made: ✓

152/618

North Canton

863

SDG: 8H22130

A8H220130

Sample	Work Order	SAC	Client Sample ID	pH	Free Chlorine
1	KVLFP-1AA	XX I 25 QK 01	TB-082108	<2	N
2	KVLF0-1DV	XX I 25 QK 01	DMW-6S-082108	<2	N
3	KVLF9-1DV	XX I 25 QK 01	DMW-16I-082108	<2	N
4	KVLGG-1DV	XX I 25 QK 01	DMW-5D-082108	<2	N
5	KVLGM-1D0	XX I 25 QK 01	DMW-16S-082108	<2	N
6	KVLHC-1DV	XX I 25 QK 01	DMW-2S-082108	<2	N

A8H230142

Sample	Work Order	SAC	Client Sample ID	pH	Free Chlorine
1	KVNW1-1AA	XX I 25 QK 01	TB-082208	<2	N
2	KVNXF-1DV	XX I 25 QK 01	DMW-9I-082208	<2	N
3	KVNXT-1D0	XX I 25 QK 01	DMW-9D-082208	<2	N
4	KVNXV-1D0	XX I 25 QK 01	DMW-9S-082208	<2	N

A8H260119

Sample	Work Order	SAC	Client Sample ID	pH	Free Chlorine
1	KVRA4-1AA	XX I 25 QK 01	TB-082508	<2	N
2	KVRA6-1CL	XX I 25 QK 01	DMW-4I-082508	<2	N
3	KVRA7-1CK	XX I 25 QK 01	DMW-16D-082508	<2	N
4	KVRCD-1CL	XX I 25 QK 01	DMW-4D-082508	<2	N
5	KVRCG-1CL	XX I 25 QK 01	DMW-14I-082508	<2	N
6	KVRCJ-1CL	XX I 25 QK 01	DMW-4S-082508	<2	N

A8H270116

Sample	Work Order	SAC	Client Sample ID	pH	Free Chlorine
1	KVVGN-1AA	XX I 25 QK 01	TB-082608	<2	N
2	KVVGX-1CL	XX I 25 QK 01	DMW-5I-082608	<2	N
3	KVVG4-1CL	XX I 25 QK 01	DMW-5S-082608	<2	N
4	KVVG6-1CL	XX I 25 QK 01	MW-6-082608	<2	N

Lot/SDG Number: **#8H22130**

Sample Control Chain of Custody - TAL North Canton
GC/MS Volatiles

Lot Number	Sample	Work Order	Analysis Type	Analysis Date	Analyst
A8H220130	1	KVLFP1AA	Volatile Organics, GC/MS (8260B)	08/28/08	Carolynne Roach
A8H220130	2	KVLF01DV	Volatile Organics, GC/MS (8260B)	08/28/08	Carolynne Roach
A8H220130	3	KVLF91DV	Volatile Organics, GC/MS (8260B)	08/28/08	Carolynne Roach
A8H220130	4	KVLGG1DV	Volatile Organics, GC/MS (8260B)	08/28/08	Carolynne Roach
A8H220130	5	KVLGM1D0	Volatile Organics, GC/MS (8260B)	09/02/08	Carolynne Roach
A8H220130	6	KVLHC1DV	Volatile Organics, GC/MS (8260B)	08/28/08	Carolynne Roach
A8H230142	1	KVNW11AA	Volatile Organics, GC/MS (8260B)	09/02/08	Carolynne Roach
A8H230142	2	KVNXF1DV	Volatile Organics, GC/MS (8260B)	09/02/08	Carolynne Roach
A8H230142	3	KVNXT1D0	Volatile Organics, GC/MS (8260B)	09/02/08	Carolynne Roach
A8H230142	4	KVNXV1D0	Volatile Organics, GC/MS (8260B)	09/02/08	Carolynne Roach
A8H260119	1	KVRA41AA	Volatile Organics, GC/MS (8260B)	09/03/08	Carolynne Roach
A8H260119	2	KVRA61CL	Volatile Organics, GC/MS (8260B)	09/04/08	Carolynne Roach
A8H260119	3	KVRA71CK	Volatile Organics, GC/MS (8260B)	09/03/08	Carolynne Roach
A8H260119	4	KVRCD1CL	Volatile Organics, GC/MS (8260B)	09/04/08	Carolynne Roach
A8H260119	5	KVRCG1CL	Volatile Organics, GC/MS (8260B)	09/04/08	Carolynne Roach
A8H260119	6	KVRCJ1CL	Volatile Organics, GC/MS (8260B)	09/04/08	Carolynne Roach
A8H270116	1	KVVGN1AA	Volatile Organics, GC/MS (8260B)	09/04/08	Carolynne Roach
A8H270116	2	KVVGX1CL	Volatile Organics, GC/MS (8260B)	09/04/08	Carolynne Roach
A8H270116	3	KVVG41CL	Volatile Organics, GC/MS (8260B)	09/04/08	Carolynne Roach
A8H270116	4	KVVG61CL	Volatile Organics, GC/MS (8260B)	09/04/08	Carolynne Roach

TestAmerica
THE LEADER IN ENVIRONMENTAL TESTING

MISCELLANEOUS DATA

TESTAMERICA NORTH CANTON MS SEMIVOLATILE RUN LOG

INSTRUMENT: A4AG2

DATE: 8/28/08

I.S.#: SV3429 $MeCl_2$ Lot#: G25J02 GC Program #: 2

FILE NAME	LOT No. / FILE NAME	SAMPLE PREP	D.F.	QUAL	COMMENTS	ANALYST
2DF0828+T	SV3428			a	(12x18)	TH
2SHHH0828	SV3415				Level II Review By: BKW 8/29/08	
2SHH0828	SV3414					
2SH0828	SV3417					
2SMH0828	SV3412					
2SMM0828	SV3411					
2SM0828	SV3410					
2SML0828	SV3409					
2SL0828	SV3408					
2SLL0828	SV3407					
ICVTCL	SV3416					
2AHHH0828	SV3426					
2AHH0828	SV3425					
2AH0828	SV3424					
2AMH0828	SV3423					
2AMM0828	SV3422					
2AM0828	SV3421					
2AML0828	SV3420					
2AL0828	SV3419			↓		
ICVAP9	SV3427			a		
KVVKW1AA	B	8/27 1000 ml x 2	5	a	(+TICS)	
KVVKW1AC	C	↓		a		
KVVKW1AD	L	↓		a		
KVPJJ1AA	B	8/25		a		
KVPJJ1AC	C			a		
KVPJJ1AD	L	↓		a		
KVVJS1AA	A8H270129	8/27		a	(+TICS)	
KVVJ61AA	↓	8/27		a	(+TICS)	
KVLF01DW	A8H220130	8/25		a		
KVLF91DW				a		
KVLGG1DW				a		
KVLGM1D1	↓	↓	↓	(rerun)	4/100	TH
	(Index to following page)					

TESTAMERICA NORTH CANTON MS SEMIVOLATILE RUN LOG
INSTRUMENT: A4AG2

DATE: 8/28/08 (cont)

I.S.#: SV3429 Mecl$_2$ Lot#: G25J02 GC Program #: 2

FILE NAME	LOT No. / FILE NAME	SAMPLE PREP	D.F.	QUAL	COMMENTS	ANALYST
2)F0828+T	SV3428			a	(12:18)	ZH
(std1	from p.	66)		a	Level II Review By:	
KVLHC1DW	A8H220130	8/25 1000 ml > 2 ml	st.	(rerun)	20/100	
KVNXV1D1	A8H230142		50/100	a		
KVNXF1DW			20/100	a		
KVNXT1D1			st.	(rerun)	25/100	
KVN3MVAA	A8H230152			a		
KVN3Q1AA				a		
KVN3V1AA				a		
KVGGD2AC	A8H200251	8/22	25/100	a		
KVJ7R1AG	A8H210291	8/26 250 ml > 2 ml	st.	a		ZH

ZH 8/28/08

TESTAMERICA NORTH CANTON MS SEMIVOLATILE RUN LOG

INSTRUMENT: A4AG2 DATE: 8/29/08

I.S.#: SV3429 $MeCl_2$ Lot#: G25J02 GC Program #: 2

FILE NAME	LOT No. / FILE NAME	SAMPLE PREP	D.F.	QUAL	COMMENTS	ANALYST
2DF0829+T	SV3428			a	(8:23)	ZH
2SMH0829	SV3412			a	Level II Review By:	
2AMH0829	SV3423			a	9-2	
KVR471AA	B	8/26 1000 mL/2 mL	5	a		
KVR471AC	C	↓ ↓	↓	a		
KVR471AD	L	↓ ↓	↓	a		
KVWJ11AA	B	8/27 30 g/2 mL	↓	a		
KVWJ11AC	C	↓	↓	a		
KVTEX1AG	A8H260225	↓	↓	a		
KVR5A1AA	B	8/26	↓	a		
KVR5A1AC	C	↓	↓	a		
KVLJG1AD	A8H220143	↓	↓	a		
KVLJX1AD	↓	↓	↓	a		
KVLJ01AD	↓	↓	↓	(dx-test)	low SS's	
KVLJ11AD	↓	↓	↓	a		
KVLJ31AD	↓	↓	↓	a		
KVMQV1AV	A8H220290	↓	↓	a		
KVMQV1AL	S	↓	↓	a		
KVMQV1A2	D	↓ ↓	↓	a		
KVTEW1AE	A8H260224	8/27	↓	a		
KVTEW1AJ	S	↓	↓	a		
KVTEW1AK	D	↓	↓	a		
KVTE01AE	↓	↓	↓	a		
KVVX11AC	A8H270171	5 g/2 mL	↓	a		
KVLGM1D1	A8H220130	8/25 1000 mL/2 mL	4/100	a		
KVLHC1DW	↓	↓	20/100	a		
KVNXT1D1	A8H230142	↓	25/100	a		
KVPP31AA	A8H250109	↓ 2/100,	10/100	a		
KVMRA1AV	A8H220296	8/26 30 g/2 mL	5	a		
KVMRT1AV	↓	↓	5	a		
KVMRH1AY	↓	↓	20/100	a		
KVMRK1AY	↓	↓	5	a		ZH
	(see following page)					

TESTAMERICA NORTH CANTON MS SEMIVOLATILE RUN LOG
INSTRUMENT: A4AG2

DATE: 8/29/08 (cont)

I.S.#: SV3429 MecI$_2$ Lot#: G25J02 GC Program #: 2

FILE NAME	LOT No. / FILE NAME	SAMPLE PREP	D.F.	QUAL	COMMENTS	ANALYST
2DF0829+T	SV3428			ok	(8:23)	ZH
(stds from p. 68)				ok	Level II Review By:	
KVMRN1AV	A8H220290	8/26 30 2	st	ok		
KVQ6P1AR	A8H260108		st	ok		
KVN5W1AC	A8H230166		40/100	ok		
KVLHE1AL	A8H220137		5/100, 5/100	(ok+rem)	5+2	
KVLMK1AM	A8H220150		5/100, 4/100	(ok+rem)	2+2	
KVLMF1AM	↓		4/100, 10/100	(ok+rem)	4+2	
KVN6C1AC	A8H230166		st	ok		
KVN6D1AF	↓			ok		
KVN7G1AC	A8H230172			(rem)	2/100	
KVRH71A4	A8H260150			ok		ZH
					ZH	8/29/08

TESTAMERICA NORTH CANTON MS SEMIVOLATILE RUN LOG
INSTRUMENT: A4AG2

DATE: 9/2/08

I.S.#: SV3429 Mecl$_2$ Lot#: G25J02 GC Program #: 2

FILE NAME	LOT No. / FILE NAME	SAMPLE PREP	D.F.	QUAL	COMMENTS	ANALYST
2DF0902+7	SV3428			ok	(7:47)	[illegible]
2SMH0902	SV3412			ok	Level II Review By: OKMU 9/4/08	
2AMH0902	SV3423			ok		
KVWJ31AA	B	8/27 30 2 2 ml	sb	ok	(+tics)	
KVWJ31AC	C			ok		
KVWJ31AD	L			ok		
KVIVJ1AA	B			ok		
KVIVJ1AC	C			ok		
KVIJ71AC	A8H280317	8/29		ok		
KVWJX1AA	B	8/27 1000 2 ml > ml		ok		
KVWJX1AC	C			ok		
KVWJX1AD	L			ok		
KVOLO1AA	B	8/28		(ok-text)	all SS's ↓	
KVOLO1AC	C	8/28		(ok-text)		
KVVGX1CM	A8H270116	8/27		ok		
KVVG41CM				ok		
KVVG61CM				ok		
KVLHE2AL	A8H220137	8/26 30 2 2 ml 5/100,	2/100	ok		
KVLMK2AM	A8H220150	2/100,	2/100	ok		
KVLMF2AM		4/100,	2/100	ok		
KVN7G1AC	A8H230172		2/100	ok		
KVLLG1AC	A8H220148	8/27 5/100,	25/100	ok	(+tics)	
KVLLK1AC		5/100	25/100	ok	(+tics)	
KVLLL1AC		4/100	4/100	(rem)	(+tics) 4+2	
KVXXR1AA	A8H280152	8/28 1000 ml > 2 ml	sb	ok		
KVXXT1AA				ok		
KVXXV1AA				ok		
KVXX11AA				ok		
KVXX21AA				ok		
KVXM01CM	A8H280126			ok		
KVXM21CM			10/100	ok		
KVXM31CM			25/100	ok		[illegible]
	(more on following page)					

TESTAMERICA NORTH CANTON MS SEMIVOLATILE RUN LOG
INSTRUMENT: A4AG2

DATE: 9/2/08 (cont)

I.S.#: SV3429 MecI$_2$ Lot#: G25J02 GC Program #: 2

FILE NAME	LOT No. / FILE NAME	SAMPLE PREP	D.F.	QUAL	COMMENTS	ANALYST
2DF0902+T	SV3428			a	(7:47)	ZH
(Stds. from p. 70)				a	Level II Review By:	
KV01J1AW	A8H280267	8/29 30 2 ml	sl	a		
KV04C1AL	A8H280272			a		
KV1FT1AL	A8H280299			a		
KV1FT1DP	S			a		
KV1FT1DQ	D			a		
KV1D11C5	A8H280290			a		
KV1D11C6	S			a		
KV1D11C7	D			a		
KVX0L1AA	A8H280156	8/28 1000 2 ml		a		
KVX0R1AA				a		ZH

ZH 7/2/08

TESTAMERICA NORTH CANTON MS SEMIVOLATILE RUN LOG

INSTRUMENT: A4AG2 DATE: 9/3/08

I.S.#: SV3429 $MeCl_2$ Lot#: G25J02 GC Program #: 2

FILE NAME	LOT No. / FILE NAME	SAMPLE PREP	D.F.	QUAL	COMMENTS	ANALYST
2DF0903+T	SV3428			a	(9:56)	TK
2SMH0903	SV3412			a	Level II Review By: 9/5	
2AMH0903	SV3423			a		
KV1401AA (B)	+142	8/29 1000 mL / 2 mL	1	dcRpt/dc	(+TICs)	
KV1401AC (C)	+142			a/a		
KV1401AD (L)	+142			a/a		
MDLVBLK				a		
SV3434W				a		
SV3435W				a		
SV3436W				a		
KVQF01AD	L	8/25		a		
KV12P1AA	A8H290112	8/29		a-Rpt	(+TICs) (blk)	
KVL2L1AC	A8H220148	8/27 30g / 2 mL 4/100, 2/100		a	(+TICs)	
KV14L1AA	A8H290124	8/29 1000g / 2 mL	1	a		
MDLSV		9/3 30 g / 2 mL		a		
SV34358				a		
SV34365				a		
KVQM91AE	A8H250175	8/26 1000 mL / 2 mL		a		
KVQNL1AE				a		
KVQNM1AE				a		
KVQNP1AE				a		
KVQNQ1AE				a		
KVQNK1AE			4/100	a		
KVRA61CM	A8H260119		1	a		
KVRA71CL				a		
KVRCD1CM				a		
KVRCG1CM				a		
KVRCJ1CM				a		
KVXOT1AA	A8H280156	8/28		a		
KVXOX1AA				a		
KVXO11AA				a		
KVXO71AA				a		TK
	(Continued on following page)					

TESTAMERICA NORTH CANTON MS SEMIVOLATILE RUN LOG

INSTRUMENT: A4AG2 DATE: 9/3/08 (cont.)

I.S.#: SV3429 $MeCl_2$ Lot#: G25J02 GC Program #: 2

FILE NAME	LOT No. / FILE NAME	SAMPLE PREP	D.F.	QUAL	COMMENTS	ANALYST
2DF0903T7	SV3428			a	(9:56)	ZH
(stds. from Pg 72)				a	Level II Review By:	
KYX071AE	S	8/28 1000 2 mL	1	a	9-5	
KYX071AF	D			a		
KYX091AA				a		
KYX1C1AJ				a		↓
KYX1E1AE		↓	↓	a		ZH

ZH 9/3/08

North Canton

TestAmerica Laboratories, Inc.
EXTRACTION BENCH SHEET

Run Date: 9/11/2008
Time: 13:53:09

LEV 1	LEV 2		LEV 1	LEV 2	
Y	Y	Blank	Y	Y	Weights/Volumes
Y	Y	Check	Y	Y	Spike & Surrogate Worksheet
–	–	MS/MSD	Y	Y	Vial contains correct volume
			Y	Y	Labels, greenbars, worksheets
					computer batch: correct &
			–	–	Anomalies to Extraction Method

Y Expanded Deliverable
Y COC Completed
Y Bench Sheet Copied
– Package Submitted to AnalyticalGroup
Bench Sheet Copied per COC

Extractionist: 402608 Eric Mills

Concentrationist: 001560 Thomas Fausnight
006088 Steve Earle

Reviewer/Date: FAUSNIGT / 8/26/08

****
*** QC BATCH: 8238042 ***
****

PREP DATE: 8/25/08
COMP DATE: 8/26/08

Base/Neutrals and Acids (8270C)
LIQ/LIQ, CONT (Acids,Phenols) - Acid
SW846 3520C

EXTR EXPR	ANL DUE	LOT#, MSRUN#/ WORK ORDER	TEST FLGS	EXT	MTH	MATRIX	INIT/FIN WT/VOL	INIT	PH"S ADJ1	ADJ2	EXTRACTION	SOLVENTS VOL	EXCHANGE	VOL	SPIKE STANDARD/ SURROGATE ID
8/28/08	0/0/0	A8H250000-042 **KVPJJ-1-AC C**		51	QL	WATER	1000mL 2.00mL	7.0	2	NA	DCM	250.0		0.0	.2ML #A061881/#58697 .2ML BNA SURR #58269
COMMENTS:															
8/28/08	0/0/0	A8H250000-042 **KVPJJ-1-AD L**		51	QL	WATER	1000mL 2.00mL	7.0	2	NA	DCM	250.0		0.0	.2ML #A061881/#58697 .2ML BNA SURR #58269
COMMENTS:															
8/28/08	0/0/0	A8H250000-042 **KVPJJ-1-AA B**		51	QL	WATER	1000mL 2.00mL	7.0	2	NA	DCM	250.0		0.0	.2ML BNA SURR #58269
COMMENTS:															
8/28/08	9/05/08	A8H230152-002 **KVN3Q-1-AA**	B	51	QL	WATER	1050mL 2.00mL	7.0	2	NA	DCM	250.0		0.0	.2ML BNA SURR #58269
COMMENTS:															
8/28/08	9/05/08	A8H230152-003 **KVN3V-1-AA**	B	51	QL	WATER	1050mL 2.00mL	7.0	2	NA	DCM	250.0		0.0	.2ML BNA SURR #58269
COMMENTS:															

1283

North Canton

Severn Trent Laboratories, Inc.
EXTRACTION BENCH SHEET

QC BATCH: 8238042

PREP DATE: 8/25/08
COMP DATE: 8/26/08

EXTR EXPR	ANL DUE	LOT#, MSRUN#/ WORK ORDER	TEST FLGS	EXT	MTH	MATRIX	INIT/FIN WT/VOL	INIT	PH"S ADJ1	ADJ2	EXTRACTION	SOLVENTS VOL	EXCHANGE	VOL	SPIKE STANDARD/ SURROGATE ID
8/28/08	9/05/08	A8H230152-001 **KVN3M-1-AA**	B	51	QL	WATER	1050mL 2.00mL	7.0	2	NA	DCM	250.0		0.0	.2ML BNA SURR #58269
COMMENTS:															
8/29/08	9/05/08	A8H230142-003 **KVNXT-1-D1**	D	51	QL	WATER	1050mL 2.00mL	7.0	2	NA	DCM	250.0		0.0	.2ML BNA SURR #58269
COMMENTS:															
8/29/08	9/05/08	A8H230142-004 **KVNXV-1-D1**	D	51	QL	WATER	1050mL 2.00mL	7.0	2	NA	DCM	250.0		0.0	.2ML BNA SURR #58269
COMMENTS:															
8/29/08	9/05/08	A8H230142-002 **KVNXF-1-DW**	D	51	QL	WATER	1050mL 2.00mL	7.0	2	NA	DCM	250.0		0.0	.2ML BNA SURR #58269
COMMENTS:															
8/28/08	9/05/08	A8H220130-005 **KVLGM-1-D1**	D	51	QL	WATER	1050mL 2.00mL	7.0	2	NA	DCM	250.0		0.0	.2ML BNA SURR #58269
COMMENTS:															
8/28/08	9/05/08	A8H220130-006 **KVLHC-1-DW**	D	51	QL	WATER	1050mL 2.00mL	4.0	2	NA	DCM	250.0		0.0	.2ML BNA SURR #58269
COMMENTS:															
8/28/08	9/05/08	A8H220130-002 **KVLF0-1-DW**	D	51	QL	WATER	1050mL 2.00mL	7.0	2	NA	DCM	250.0		0.0	.2ML BNA SURR #58269
COMMENTS:															
8/28/08	9/05/08	A8H220130-003 **KVLF9-1-DW**	D	51	QL	WATER	1000mL 2.00mL	7.0	2	NA	DCM	250.0		0.0	.2ML BNA SURR #58269
COMMENTS:															
8/28/08	9/05/08	A8H220130-004 **KVLGG-1-DW**	D	51	QL	WATER	1040mL 2.00mL	7.0	2	NA	DCM	250.0		0.0	.2ML BNA SURR #58269
COMMENTS:															

1284

North Canton

Severn Trent Laboratories, Inc.
EXTRACTION BENCH SHEET

****
* *
*QC BATCH: 8238042 *
* *
****

PREP DATE: 8/25/08
COMP DATE: 8/26/08

EXTR EXPR	ANL DUE	LOT#, MSRUN#/ WORK ORDER	TEST FLGS	EXT	MTH	MATRIX	INIT/FIN WT/VOL	PH"S INIT	PH"S ADJ1	PH"S ADJ2	EXTRACTION	SOLVENTS VOL	SOLVENTS EXCHANGE	SOLVENTS VOL	SPIKE STANDARD/ SURROGATE ID
S/S EM															
DCM #G30J11 NA2SO4 #E47601 H2SO4 #E08027															

NUMBER OF WORK ORDERS IN BATCH: 14

1285

North Canton

TestAmerica Laboratories, Inc.
EXTRACTION BENCH SHEET

Run Date: 9/11/2008
Time: 13:53:09

LEV 1	LEV 2		LEV 1	LEV 2	
Y	Y	Blank	Y	Y	Weights/Volumes
Y	Y	Check	Y	Y	Spike & Surrogate Worksheet
–	–	MS/MSD	Y	Y	Vial contains correct volume
			Y	Y	Labels, greenbars, worksheets
					computer batch: correct &
			–	–	Anomalies to Extraction Method

Y Expanded Deliverable
Y COC Completed
Y Bench Sheet Copied
– Package Submitted to AnalyticalGroup
– Bench Sheet Copied per COC

Extractionist: 403847 Jeff Shanklin

Concentrationist: 000123 Leslie Howell
403777 Steve Earle

Reviewer/Date: HOWELLL / 8/26/08

QC BATCH: 8239354

PREP DATE: 8/26/08
COMP DATE: 8/26/08

Base/Neutrals and Acids (8270C)
LIQ/LIQ, SEP FUNNEL (ACIDS,PHENOLS) - Acid
SW846 3510C

EXTR EXPR	ANL DUE	LOT#, MSRUN#/ WORK ORDER	TEST FLGS	EXT	MTH	MATRIX	INIT/FIN WT/VOL	INIT	PH"S ADJ1	ADJ2	EXTRACTION	SOLVENTS VOL	EXCHANGE	VOL	SPIKE STANDARD/ SURROGATE ID
9/01/08	9/08/08	A8H250175-001 **KVQM9-1-AE**	B	54	QL	WATER	700mL 2.00mL	7.0	2	NA	DCM	180.0		0.0	0.2ML BNA SURR #58269
COMMENTS:															
9/01/08	9/09/08	A8H260119-005 **KVRCG-1-CM**	D	54	QL	WATER	1020mL 2.00mL	7.0	2	NA	DCM	180.0		0.0	0.2ML BNA SURR #58269
COMMENTS:															
9/01/08	9/09/08	A8H260119-006 **KVRCJ-1-CM**	D	54	QL	WATER	1030mL 2.00mL	7.0	2	NA	DCM	180.0		0.0	0.2ML BNA SURR #58269
COMMENTS:															
9/01/08	9/09/08	A8H260119-002 **KVRA6-1-CM**	D	54	QL	WATER	1030mL 2.00mL	7.0	2	NA	DCM	180.0		0.0	0.2ML BNA SURR #58269
COMMENTS:															
9/01/08	9/09/08	A8H260119-003 **KVRA7-1-CL**	D	54	QL	WATER	990mL 2.00mL	7.0	2	NA	DCM	180.0		0.0	0.2ML BNA SURR #58269
COMMENTS:															

1286

North Canton

Severn Trent Laboratories, Inc.
EXTRACTION BENCH SHEET

****
* *
*QC BATCH: 8239354 *
* *
****

PREP DATE: 8/26/08
COMP DATE: 8/26/08

EXTR EXPR	ANL DUE	LOT#, MSRUN#/ WORK ORDER	TEST FLGS	EXT	MTH	MATRIX	INIT/FIN WT/VOL	INIT	PH"S ADJ1	ADJ2	EXTRACTION	SOLVENTS VOL	EXCHANGE	VOL	SPIKE STANDARD/ SURROGATE ID
9/01/08	9/09/08	A8H260119-004 **KVRCD-1-CM**	D	54	QL	WATER	1020mL 2.00mL	7.0	2	NA	DCM	180.0		0.0	0.2ML BNA SURR #58269
COMMENTS:															
9/01/08	0/0/0	A8H260000-354 **KVR47-1-AC C**		54	QL	WATER	1000mL 2.00mL	7.0	2	NA	DCM	180.0		0.0	0.2ML #A061881/58697 0.2ML BNA SURR #58269
COMMENTS:															
9/01/08	0/0/0	A8H260000-354 **KVR47-1-AD L**		54	QL	WATER	1000mL 2.00mL	7.0	2	NA	DCM	180.0		0.0	0.2ML #A061881/58697 0.2ML BNA SURR #58269
COMMENTS:															
9/01/08	0/0/0	A8H260000-354 **KVR47-1-AA B**		54	QL	WATER	1000mL 2.00mL	7.0	2	NA	DCM	180.0		0.0	0.2ML BNA SURR #58269
COMMENTS:															
9/01/08	9/08/08	A8H250175-005 **KVQNP-1-AE**	B	54	QL	WATER	800mL 2.00mL	7.0	2	NA	DCM	180.0		0.0	0.2ML BNA SURR #58269
COMMENTS:															
9/01/08	9/08/08	A8H250175-006 **KVQNQ-1-AE**	B	54	QL	WATER	700mL 2.00mL	7.0	2	NA	DCM	180.0		0.0	0.2ML BNA SURR #58269
COMMENTS:															
9/01/08	9/08/08	A8H250175-003 **KVQNL-1-AE**	B	54	QL	WATER	600mL 2.00mL	7.0	2	NA	DCM	180.0		0.0	0.2ML BNA SURR #58269
COMMENTS:															
9/01/08	9/08/08	A8H250175-004 **KVQNM-1-AE**	B	54	QL	WATER	700mL 2.00mL	7.0	2	NA	DCM	180.0		0.0	0.2ML BNA SURR #58269
COMMENTS:															
9/01/08	9/08/08	A8H250175-002 **KVQNK-1-AE**	B	54	QL	WATER	600mL 2.00mL	7.0	2	NA	DCM	180.0		0.0	0.2ML BNA SURR #58269
COMMENTS:															

1287

North Canton

Severn Trent Laboratories, Inc.
EXTRACTION BENCH SHEET

QC BATCH: 8239354

PREP DATE: 8/26/08
COMP DATE: 8/26/08

EXTR EXPR	ANL DUE	LOT#, MSRUN#/ WORK ORDER	TEST FLGS	EXT	MTH	MATRIX	INIT/FIN WT/VOL	INIT	PH"S ADJ1	ADJ2	EXTRACTION	SOLVENTS VOL	EXCHANGE	VOL	SPIKE STANDARD/ SURROGATE ID
S/S JS															
DCM #G09404	NA2SO4 #E47601														

NUMBER OF WORK ORDERS IN BATCH: 14

1288

North Canton

TestAmerica Laboratories, Inc.
EXTRACTION BENCH SHEET

Run Date: 9/11/2008
Time: 13:53:09

LEV 1	LEV 2		LEV 1	LEV 2	
Y	Y	Blank	Y	Y	Weights/Volumes
Y	Y	Check	Y	Y	Spike & Surrogate Worksheet
–	–	MS/MSD	Y	Y	Vial contains correct volume
			Y	Y	Labels, greenbars, worksheets
					computer batch: correct &
			–	–	Anomalies to Extraction Method

Y Expanded Deliverable
Y COC Completed
Y Bench Sheet Copied
– Package Submitted to AnalyticalGroup
– Bench Sheet Copied per COC

Extractionist: 403777 Jeff Shanklin

Concentrationist: 000123 Leslie Howell
403847 Jeff Shanklin

Reviewer/Date: DOWNEYS / 8/27/08

QC BATCH: 8240407

PREP DATE: 8/27/08
COMP DATE: 8/27/08

Base/Neutrals and Acids (8270C)
LIQ/LIQ, SEP FUNNEL (ACIDS,PHENOLS) - Acid
SW846 3510C

EXTR EXPR	ANL DUE	LOT#, MSRUN#/ WORK ORDER	TEST FLGS	EXT	MTH	MATRIX	INIT/FIN WT/VOL	INIT	PH"S ADJ1	ADJ2	EXTRACTION	SOLVENTS VOL	EXCHANGE	VOL	SPIKE STANDARD/ SURROGATE ID
9/02/08	9/10/08	A8H270116-003 **KVVG4-1-CM**	D	54	QL	WATER	1030mL 2.00mL	4.0	2	NA	DCM	180.0		0.0	0.2ML BNA SURR #58269
COMMENTS:															
9/02/08	9/10/08	A8H270116-004 **KVVG6-1-CM**	D	54	QL	WATER	1040mL 2.00mL	7.0	2	NA	DCM	180.0		0.0	0.2ML BNA SURR #58269
COMMENTS:															
9/02/08	9/10/08	A8H270116-002 **KVVGX-1-CM**	D	54	QL	WATER	1050mL 2.00mL	4.0	2	NA	DCM	180.0		0.0	0.2ML BNA SURR #58269
COMMENTS:															
9/02/08	0/0/0	A8H270000-407 **KVWJX-1-AA B**		54	QL	WATER	1000mL 2.00mL	7.0	2	NA	DCM	180.0		0.0	0.2ML BNA SURR #58269
COMMENTS:															
9/02/08	0/0/0	A8H270000-407 **KVWJX-1-AC C**		54	QL	WATER	1000mL 2.00mL	7.0	2	NA	DCM	180.0		0.0	0.2ML #A061881/58697 0.2ML BNA SURR #58269
COMMENTS:															

1289

North Canton

Severn Trent Laboratories, Inc.
EXTRACTION BENCH SHEET

****
* *
*QC BATCH: 8240407 *
* *
****

PREP DATE: 8/27/08
COMP DATE: 8/27/08

EXTR EXPR	ANL DUE	LOT#, MSRUN#/ WORK ORDER	TEST FLGS	EXT	MTH	MATRIX	INIT/FIN WT/VOL	INIT	PH"S ADJ1	ADJ2	EXTRACTION	SOLVENTS VOL	EXCHANGE	VOL	SPIKE STANDARD/ SURROGATE ID
9/02/08	0/0/0	A8H270000-407 **KVWJX-1-AD L**		54	QL	WATER	1000mL 2.00mL	7.0	2	NA	DCM	180.0		0.0	0.2ML #A061881/58697 0.2ML BNA SURR #58269

COMMENTS:

S/S SD
DCM G31J12 NA2SO4 E47601 1:1 H2SO4 E08027

NUMBER OF WORK ORDERS IN BATCH: 6

1290

North Canton

Lot/SDG Number: **8H22130**

Sample Control Chain of Custody - TAL North Canton
GC/MS Semivolatiles

Lot Number	Work Order	Analysis Type	Prep Date	Prep Analyst	Date of Transfer	Transferred By	Analysis Date	Analyst
A8H220130-002	KVLF01DW	Base/Neutrals and Acids (8270C)	08/25/08	Eric Mills	08/26/08	Thomas Fausnight	08/28/08	Thomas Hula
A8H220130-003	KVLF91DW	Base/Neutrals and Acids (8270C)	08/25/08	Eric Mills	08/26/08	Thomas Fausnight	08/28/08	Thomas Hula
A8H220130-004	KVLGG1DW	Base/Neutrals and Acids (8270C)	08/25/08	Eric Mills	08/26/08	Thomas Fausnight	08/28/08	Thomas Hula
A8H220130-005	KVLGM1D1	Base/Neutrals and Acids (8270C)	08/25/08	Eric Mills	08/26/08	Thomas Fausnight	08/29/08	Thomas Hula
A8H220130-006	KVLHC1DW	Base/Neutrals and Acids (8270C)	08/25/08	Eric Mills	08/26/08	Thomas Fausnight	08/29/08	Thomas Hula
A8H230142-002	KVNXF1DW	Base/Neutrals and Acids (8270C)	08/25/08	Eric Mills	08/26/08	Thomas Fausnight	08/28/08	Thomas Hula
A8H230142-003	KVNXT1D1	Base/Neutrals and Acids (8270C)	08/25/08	Eric Mills	08/26/08	Thomas Fausnight	08/29/08	Thomas Hula
A8H230142-004	KVNXV1D1	Base/Neutrals and Acids (8270C)	08/25/08	Eric Mills	08/26/08	Thomas Fausnight	08/28/08	Thomas Hula
A8H260119-002	KVRA61CM	Base/Neutrals and Acids (8270C)	08/26/08	Jeff Shanklin	08/26/08	Leslie Howell	09/03/08	Thomas Hula
A8H260119-003	KVRA71CL	Base/Neutrals and Acids (8270C)	08/26/08	Jeff Shanklin	08/26/08	Leslie Howell	09/03/08	Thomas Hula
A8H260119-004	KVRCD1CM	Base/Neutrals and Acids (8270C)	08/26/08	Jeff Shanklin	08/26/08	Leslie Howell	09/03/08	Thomas Hula
A8H260119-005	KVRCG1CM	Base/Neutrals and Acids (8270C)	08/26/08	Jeff Shanklin	08/26/08	Leslie Howell	09/03/08	Thomas Hula
A8H260119-006	KVRCJ1CM	Base/Neutrals and Acids (8270C)	08/26/08	Jeff Shanklin	08/26/08	Leslie Howell	09/03/08	Thomas Hula
A8H270116-002	KVVGX1CM	Base/Neutrals and Acids (8270C)	08/27/08	Susan Downey	08/27/08	Susan Downey	09/02/08	Thomas Hula
A8H270116-003	KVVG41CM	Base/Neutrals and Acids (8270C)	08/27/08	Susan Downey	08/27/08	Susan Downey	09/02/08	Thomas Hula
A8H270116-004	KVVG61CM	Base/Neutrals and Acids (8270C)	08/27/08	Susan Downey	08/27/08	Susan Downey	09/02/08	Thomas Hula

Tetra Tech NUS **INTERNAL CORRESPONDENCE**

TO: **A. APANAVAGE** **DATE: OCTOBER 27, 2008**

FROM: **TERRI L. SOLOMON** **COPIES:** **DV FILE**

SUBJECT: **INORGANIC DATA VALIDATION – TOTAL AND DISSOLVED TAL METALS, ALKALINITY, CHEMICAL OXYGEN DEMAND, HEXAVALENT CHROMIUM, pH, TOTAL ORGANIC CARBON**
MARTIN STATE AIRPORT
SAMPLE DELIVERY GROUP (SDG) – 8H22130

SAMPLES: 16/Aqueous/

DMW-14I-082508	DMW-16D-082508	DMW-16I-082108
DMW-16S-082108	DMW-2S-082108	DMW-4D-082508
DMW-4I-082508	DMW-4S-082508	DMW-5D-082108
DMW-5I-082608	DMW-5S-082608	DMW-6S-082108
DMW-9D-082208	DMW-9I-082208	DMW-9S-082208
MW-6-082608		

Overview

The sample set for Martin State Airport, SDG 8H22130, consists of sixteen (16) aqueous environmental samples. No field duplicate pairs were included within this SDG.

All samples were analyzed for total and dissolved (-F) Target Analyte List (TAL) metals, alkalinity, chemical oxygen demand, pH and total organic carbon with the exception of DMW-16D-082508, DMW-2S-082108, DMW-5D-082108, DMW-6S-082108 and MW-6-082608. Samples DMW-16D-082508, DMW-2S-082108, DMW-5D-082108, DMW-6S-082108 and MW-6-082608 were analyzed for all TAL metals with the exception of total and dissolved calcium and magnesium. All samples were analyzed for hexavalent chromium. The samples were collected by Tetra Tech NUS on August 21, 22, 25 and 26, 2008 and analyzed by Test America – North Canton. Metals analyses were conducted using SW-846 method 6020. Mercury analyses were conducted using SW-846 method 7470A. PH analyses were conducted using SW-846 method 9040B. Alkalinity analyses were conducted using SM 18 2320B. Chemical oxygen demand analyses were conducted using SM18 5220D. Hexavalent chromium analyses were conducted using SW-846 method 7196A. Total organic carbon analyses were conducted using MCAWW method 415.1.

The findings offered in this report are based upon a general review of all available data. The data review was based on data completeness, holding times, initial and continuing calibration verification results, laboratory method / preparation blank results, ICP interference results, laboratory control sample recoveries, matrix spike recoveries, laboratory duplicate results, ICP serial dilution results, detection limits and analyte quantitation.

Areas of concern with respect to data quality are listed below.

Major Problems – None.

- The matrix spike percent recoveries for hexavalent chromium were < 30% quality control limit for samples DMW-14I-082508 and DMW-5S-082608. The positive results reported for hexavalent chromium were qualified as biased low, "L" and the nondetected results were qualified as rejected, "UR", for samples DMW-14I-082508, DMW-16D-082508, DMW-4D-082508, DMW-4I-082508, DMW-4S-082508 and DMW-5S-082608 and DMW-5I-082608.

Minor Problems

- The contract required detection limit (CRDL) percent recovery for selenium was < 90% quality control limit affecting samples DMW-5I-082608, DMW-5S-082608, MW-6-082608, DMW-5I-082608-F, DMW-5S-082608-F and MW-6-082608-F . Positive results < 2X CRDL reported for selenium were qualified as biased low, "L".

- The CRDL percent recovery for nickel was > 110% quality control limit affecting samples DMW-16I-082108, DMW-16S-082108, DMW-2S-082108, DMW-5D-082108, DMW-6S-082108, DMW-9D-082208, DMW-9I-082208, DMW-9S-082208, DMW-16I-082108-F, DMW-16S-082108-F, DMW-2S-082108-F, DMW-5D-082108-F, DMW-6S-082108-F, DMW-9D-082208-F, DMW-9I-082208-F and DMW-9S-082208-F. The positive results < 2X CRDL reported for nickel was qualified as biased high, "K".

- The CRDL percent recovery for iron was > 110% quality control limit affecting samples DMW-14I-082508, DMW-16D-082508, DMW-2S-082108, DMW-4D-082508, DMW-4I-082508, DMW-4S-082508, DMW-9D-082208, DMW-9I-082208 , DMW-9S-082208, DMW-14I-082508-F, DMW-16D-082508-F, DMW-2S-082108-F, DMW-4D-082508-F, DMW-4I-082508-F, DMW-4S-082508-F, DMW-9D-082208-F, DMW-9I-082208-F and DMW-9S-082208-F. The positive results < 2X CRDL reported for iron were qualified as biased high, "K".

- The CRDL percent recovery for thallium was < 90% quality control limit affecting samples DMW-14I-082508, DMW-16D-082508, DMW-4D-082508, DMW-4I-082508, DMW-4S-082508, DMW-14I-082508-F, DMW-16D-082508-F, DMW-4D-082508-F, DMW-4I-082508-F and DMW-4S-082508-F. The nondetected results reported for thallium were qualified as biased low, "UL".

- The following contaminants were detected in the laboratory method/preparation blanks at the following maximum concentrations:

Analyte	Maximum Concentration	Action Level
Barium[1]	1.2 ug/L	6.0 ug/L
Beryllium	0.017 ug/L	0.085 ug/L
Cadmium	0.065 ug/L	0.325 ug/L
Calcium[1]	520 ug/L	2600 ug/L
Chromium[1]	0.49 ug/L	2.45 ug/L
Cobalt	0.069 ug/L	0.345 ug/L
Copper[1]	0.55 ug/L	2.75 ug/L
Iron	21.8 ug/L	109 ug/L
Magnesium[1]	84.0 ug/L	420 ug/L
Manganese	0.60 ug/L	3.0 ug/L
Manganese[2]	0.35 ug/L	1.75 ug/L
Molybdenum	0.27 ug/L	1.35 ug/L
Nickel[1]	0.18 ug/L	0.9 ug/L
Silver	0.061 ug/L	0.305 ug/L

Thallium	0.71 ug/L	3.55 ug/L
Zinc[1]	6.5 ug/L	32.5 ug/L

Affects samples DMW-5I-082608, DMW-5S-082608, MW-6-082608, DMW-5I-082608-F, DMW-5S-082608-F and MW-6-082608-F only.

(1) Maximum concentration present in a preparation blank.
(2) Maximum concentration present in a preparation blank affecting samples MW-6-082608 and MW-6-082608-F only.

Analyte	Maximum Concentration	Action Level
Antimony	0.27 ug/L	1.35 ug/L
Arsenic	0.16 ug/L	0.8 ug/L
Barium[1]	1.2 ug/L	6.0 ug/L
Beryllium	0.1 ug/L	0.5 ug/L
Cadmium	0.13 ug/L	0.65 ug/L
Calcium[1]	348 ug/L	1740 ug/L
Chromium	0.18 ug/L	0.9 ug/L
Cobalt	0.14 ug/L	0.7 ug/L
Copper[1]	0.49 ug/L	2.45 ug/L
Iron	50 ug/L	250 ug/L
Iron[2]	9.6 ug/L	48 ug/L
Lead	0.17 ug/L	0.85 ug/L
Magnesium[1]	93.0 ug/L	465 ug/L
Manganese[1]	0.70 ug/L	3.5 ug/L
Molybdenum	0.75 ug/L	3.75 ug/L
Nickel	0.17 ug/L	0.85 ug/L
Selenium	0.29 ug/L	1.45 ug/L
Silver	0.12 ug/L	0.6 ug/L
Thallium	0.04 ug/L	0.2 ug/L
Zinc[1]	4.6 ug/L	23 ug/L

Affects samples DMW-16I-082108, DMW-16S-082108, DMW-2S-082108, DMW-5D-082108, DMW-6S-082108, DMW-9D-082208, DMW-9I-082208, DMW-9S-082208, DMW-16I-082108-F, DMW-16S-082108-F, DMW-2S-082108-F, DMW-5D-082108-F, DMW-6S-082108-F, DMW-9D-082208-F, DMW-9I-082208-F and DMW-9S-082208-F only.

(1) Maximum concentration present in a preparation blank.
(2) Maximum concentration present in a preparation blank affecting samples DMW-2S-082108, DMW-9D-082208, DMW-9I-082208, DMW-9S-082208, DMW-2S-082108-F, DMW-9D-082208-F, DMW-9I-082208-F and DMW-9S-082208-F only.

Analyte	Maximum Concentration	Action Level
Barium[1]	0.82 ug/L	4.1 ug/L
Cadmium	0.014 ug/L	0.07 ug/L
Calcium[1]	388 ug/L	1940 ug/L
Chromium[1]	0.12 ug/L	0.6 ug/L
Cobalt	0.017 ug/L	0.085 ug/L
Copper[1]	0.49 ug/L	2.45 ug/L
Iron[1]	9.6 ug/L	48 ug/L

Lead	0.064 ug/L	0.32 ug/L
Magnesium[1]	65.0 ug/L	325 ug/L
Manganese[1]	0.35 ug/L	1.75 ug/L
Silver	0.004 ug/L	0.02 ug/L
Thallium	0.26 ug/L	1.3 ug/L
Zinc[1]	4.1 ug/L	20.5 ug/L

Affects samples DMW-14I-082508, DMW-16D-082508, DMW-4D-082508, DMW-4I-082508, DMW-4S-082508, DMW-14I-082508-F, DMW-16D-082508-F, DMW-4D-082508-F, DMW-4I-082508-F and DMW-4S-082508-F only.

(1) Maximum concentration present in a preparation blank.

Analyte	Maximum Concentration	Action Level
Total alkalinity[1]	2.4 mg/L	12.0 mg/L
Total alkalinity[2]	3.0 mg/L	15.0 mg/L
Total alkalinity[3]	2.3 mg/L	11.5 mg/L
Total alkalinity[4]	3.9 mg/L	19.5 mg/L
Total organic carbon[5]	0.2 mg/L	1.0 mg/L

(1) Maximum concentration present affecting samples DMW-16I-082108, DMW-16S-082108 and DMW-9I-082208.
(2) Maximum concentration present affecting samples DMW-9D-082208 and DMW-9SI-082208.
(3) Maximum concentration present affecting samples DMW-14I-082508, DMW-4S-082508, DMW-5I-082608 and DMW-5S-082608.
(4) Maximum concentration present affecting samples DMW-4D-082508 and DMW-4I-082508.
(5) Maximum concentration present affecting samples DMW-5I-082608 and DMW-5S-082608.

An action level of 5X the maximum contaminant level has been used to evaluate sample data for blank contamination. Sample aliquot and dilution factors, if applicable, were taken into consideration when evaluating for blank contamination. Positive results less than the blank action level reported for antimony, beryllium, cadmium, chromium, cobalt, copper, iron, lead, molybdenum, nickel, selenium, silver, thallium, zinc and total alkalinity were qualified "B" as a result of laboratory blank contamination.

- The interfering analytes calcium, iron and magnesium were present in sample DMW-14I-082508 at concentrations comparable to the concentrations of calcium, iron and magnesium in the interference check sample (ICS) solution. Several analytes namely, barium, beryllium, cadmium, chromium, cobalt, copper, lead, manganese, molybdenum, nickel, silver and zinc were present in the ICS solution at a concentration that exceeded the absolute value of the instrument detection limit (IDL). Interference effects exist for barium, beryllium, cadmium, chromium, copper, lead, nickel and zinc in the affected sample. The positive results reported for barium, chromium, and nickel were qualified as biased high, "K". The nondetected results reported for beryllium and cadmium were qualified as biased low, "UL", No validation actions were warranted for copper, lead and zinc as the results were qualified for blank contamination.

- The interfering analytes calcium, iron and magnesium were present in sample DMW-14I-082508-F at concentrations comparable to the concentrations of calcium, iron and magnesium in the interference check sample (ICS) solution. Several analytes namely,

barium, beryllium, cadmium, chromium, cobalt, copper, lead, manganese, molybdenum, nickel, silver and zinc were present in the ICS solution at a concentration that exceeded the absolute value of the instrument detection limit (IDL). Interference effects exist for barium, beryllium, cadmium, chromium, nickel and zinc in the affected sample. The positive results reported for barium, chromium, and nickel were qualified as biased high, "K". The nondetected results reported for beryllium and cadmium were qualified as biased low, "UL", No validation actions were warranted for zinc as the result was qualified for blank contamination.

- The interfering analyte iron was present in sample DMW-16I-082108 at a concentration comparable to the concentration iron in the interference check sample (ICS) solution. Several analytes namely, antimony, barium, cadmium, chromium, cobalt, copper, lead, manganese, nickel, silver and zinc were present in the ICS solution at a concentration that exceeded the absolute value of the instrument detection limit (IDL). Interference effects exist for cadmium, chromium and silver in the affected sample. The positive result reported for chromium was qualified as biased high, "K". No validation actions were warranted for cadmium and silver as the results were qualified for blank contamination.

- The interfering analytes calcium, iron and magnesium were present in sample DMW-16S-082108-F at concentrations comparable to the concentrations of calcium, iron and magnesium in the interference check sample (ICS) solution. Several analytes namely, antimony, barium, cadmium, chromium, cobalt, copper, lead, manganese, nickel, silver and zinc were present in the ICS solution at a concentration that exceeded the absolute value of the instrument detection limit (IDL). Interference effects exist for antimony, cadmium, chromium, copper, lead and zinc in the affected sample. The positive result reported for chromium was qualified as biased high, "K". The nondetected result reported for cadmium was qualified as biased low, "UL". No validation actions were warranted for antimony, copper, lead and zinc as the results were qualified for blank contamination.

- The interfering analytes calcium and magnesium were present in sample DMW-4D-082508 at concentrations comparable to the concentrations of calcium and magnesium in the interference check sample (ICS) solution. Several analytes namely, barium, beryllium, cadmium, chromium, cobalt, copper, lead, manganese, molybdenum, nickel, silver and zinc were present in the ICS solution at a concentration that exceeded the absolute value of the instrument detection limit (IDL). Interference effects exist for chromium and silver in the affected sample. The positive result reported for chromium was qualified as biased high, "K". No validation actions were warranted for silver as the result was qualified for blank contamination.

- The interfering analytes calcium and magnesium were present in sample DMW-4D-082508-F at concentrations comparable to the concentrations of calcium and magnesium in the interference check sample (ICS) solution. Several analytes namely, barium, beryllium, cadmium, chromium, cobalt, copper, lead, manganese, molybdenum, nickel, silver and zinc were present in the ICS solution at a concentration that exceeded the absolute value of the instrument detection limit (IDL). Interference effects exist for chromium in the affected sample. The positive result reported for chromium was qualified as biased high, "K".

- The interfering analytes calcium, iron and magnesium were present in sample DMW-4I-082508 at concentrations comparable to the concentrations of calcium, iron and magnesium in the interference check sample (ICS) solution. Several analytes namely, barium, beryllium, cadmium, chromium, cobalt, copper, lead, manganese, molybdenum, nickel, silver and zinc were present in the ICS solution at a concentration that exceeded the absolute value of the instrument detection limit (IDL). Interference effects exist for molybdenum and silver in the affected sample. The positive results reported for molybdenum and silver were qualified as biased high, "K".

- The interfering analytes calcium and magnesium were present in sample DMW-4I-082508-F at concentrations comparable to the concentrations of calcium, iron and magnesium in the interference check sample (ICS) solution. Several analytes namely, barium, beryllium, cadmium, chromium, cobalt, copper, lead, manganese, molybdenum, nickel, silver and zinc were present in the ICS solution at a concentration that exceeded the absolute value of the instrument detection limit (IDL). Interference effects exist for barium and chromium in the affected sample. The positive results reported for barium and chromium were qualified as biased high, "K".

- The interfering analytes calcium, iron and magnesium were present in sample DMW-4S-082508 at concentrations comparable to the concentrations of calcium, iron and magnesium in the interference check sample (ICS) solution. Several analytes namely, barium, beryllium, cadmium, chromium, cobalt, copper, lead, manganese, molybdenum, nickel, silver and zinc were present in the ICS solution at a concentration that exceeded the absolute value of the instrument detection limit (IDL). Interference effects exist for barium and chromium in the affected sample. The positive results reported for barium and chromium were qualified as biased high, "K".

- The interfering analytes calcium, iron and magnesium were present in sample DMW-4S-082508-F at concentrations comparable to the concentrations of calcium, iron and magnesium in the interference check sample (ICS) solution. Several analytes namely, barium, beryllium, cadmium, chromium, cobalt, copper, lead, manganese, molybdenum, nickel, silver and zinc were present in the ICS solution at a concentration that exceeded the absolute value of the instrument detection limit (IDL). Interference effects exist for barium, cadmium, chromium, copper and lead in the affected sample. The positive results reported for barium, chromium and lead were qualified as biased high, "K". The positive result reported for cadmium was qualified as biased low, "L". No validation actions were warranted for copper as the result was qualified for blank contamination.

- The interfering analytes calcium, iron and magnesium were present in sample DMW-5I-082608 at concentrations comparable to the concentrations of calcium, iron and magnesium in the interference check sample (ICS) solution. Several analytes namely, antimony, beryllium, barium, cadmium, chromium, cobalt, copper, lead, molybdenum, nickel, silver and zinc were present in the ICS solution at a concentration that exceeded the absolute value of the instrument detection limit (IDL). Interference effects exist for antimony and molybdenum in the affected sample. The positive result reported for antimony was qualified as biased high, "K". No validation actions were warranted for molybdenum as the result was qualified for blank contamination.

- The interfering analytes calcium, iron and magnesium were present in sample DMW-5I-082608-F at concentrations comparable to the concentrations of calcium, iron and magnesium in the interference check sample (ICS) solution. Several analytes namely, antimony, beryllium, barium, cadmium, chromium, cobalt, copper, lead, molybdenum, nickel, silver and zinc were present in the ICS solution at a concentration that exceeded the absolute value of the instrument detection limit (IDL). Interference effects exist for cadmium and silver in the affected sample. The positive result reported for cadmium was qualified as biased low, "L". No validation actions were warranted for silver as the result was qualified for blank contamination.

- The interfering analytes calcium, iron and magnesium were present in sample DMW-5S-082608 at concentrations comparable to the concentrations of calcium, iron and magnesium in the interference check sample (ICS) solution. Several analytes namely, antimony, beryllium, barium, cadmium, chromium, cobalt, copper, lead, molybdenum, nickel, silver and zinc were present in the ICS solution at a concentration that exceeded the absolute value of the instrument detection limit (IDL). Interference effects exist for antimony, cadmium and

molybdenum in the affected sample. The positive results reported for antimony and molybdenum was qualified as biased high, "K". The positive result reported for cadmium was qualified as biased low, "L".

- The interfering analytes calcium, iron and magnesium were present in sample DMW-5S-082608-F at concentrations comparable to the concentrations of calcium, iron and magnesium in the interference check sample (ICS) solution. Several analytes namely, antimony, beryllium, barium, cadmium, chromium, cobalt, copper, lead, molybdenum, nickel, silver and zinc were present in the ICS solution at a concentration that exceeded the absolute value of the instrument detection limit (IDL). Interference effects exist for cadmium in the affected sample. The positive result reported for cadmium was qualified as biased low, "L".

- The interfering analyte iron was present in sample DMW-6S-082108 at a concentration comparable to the concentration of iron in the interference check sample (ICS) solution. Several analytes namely, antimony, beryllium, barium, cadmium, chromium, cobalt, copper, lead, molybdenum, nickel, silver and zinc were present in the ICS solution at a concentration that exceeded the absolute value of the instrument detection limit (IDL). Interference effects exist for antimony, cadmium, chromium, copper, lead, nickel, silver and zinc in the affected sample. The positive results reported for chromium and nickel were qualified as biased high, "K". No validation actions were warranted for antimony, cadmium, copper, lead, silver and zinc as the results were qualified for blank contamination.

- The interfering analyte iron was present in sample DMW-6S-082108-F at a concentration comparable to the concentration of iron in the interference check sample (ICS) solution. Several analytes namely, antimony, beryllium, barium, cadmium, chromium, cobalt, copper, lead, molybdenum, nickel, silver and zinc were present in the ICS solution at a concentration that exceeded the absolute value of the instrument detection limit (IDL). Interference effects exist for antimony, cadmium, chromium, copper, lead, nickel and zinc in the affected sample. The positive result reported for nickel was qualified as biased high, "K". The nondetected result reported for cadmium was qualified as biased low, "UL". No validation actions were warranted for antimony, chromium, copper, lead and zinc as the results were qualified for blank contamination.

- The interfering analytes calcium and iron were present in sample DMW-9D-082208 at concentrations comparable to the concentrations of calcium and iron in the interference check sample (ICS) solution. Several analytes namely, antimony, beryllium, barium, cadmium, chromium, cobalt, copper, lead, molybdenum, nickel, silver and zinc were present in the ICS solution at a concentration that exceeded the absolute value of the instrument detection limit (IDL). Interference effects exist for cadmium and chromium in the affected sample. The positive result reported for chromium was qualified as biased high, "K". No validation actions were warranted for cadmium as the result was qualified for blank contamination.

- The interfering analyte iron was present in sample DMW-9D-082208-F at a concentration comparable to the concentration of iron in the interference check sample (ICS) solution. Several analytes namely, antimony, beryllium, barium, cadmium, chromium, cobalt, copper, lead, molybdenum, nickel, silver and zinc were present in the ICS solution at a concentration that exceeded the absolute value of the instrument detection limit (IDL). Interference effects exist for cadmium, chromium and copper in the affected sample. The positive result reported for chromium was qualified as biased high, "K". No validation actions were warranted for cadmium and copper as the result was qualified for blank contamination.

- The interfering analytes calcium, iron and magnesium were present in sample DMW-9I-082208 at concentrations comparable to the concentrations of calcium, iron and magnesium in the interference check sample (ICS) solution. Several analytes namely, antimony, barium, cadmium, chromium, cobalt, copper, lead, manganese, nickel, silver and zinc were present in the ICS solution at a concentration that exceeded the absolute value of the instrument

detection limit (IDL). Interference effects exist for cadmium and silver in the affected sample. The positive result reported for cadmium was qualified as biased low, "L". No validation actions were warranted for silver as the result was qualified for blank contamination.

- The interfering analytes calcium and magnesium were present in sample DMW-9I-082208-F at concentrations comparable to the concentrations of calcium and magnesium in the interference check sample (ICS) solution. Several analytes namely, antimony, barium, cadmium, chromium, cobalt, copper, lead, manganese, nickel, silver and zinc were present in the ICS solution at a concentration that exceeded the absolute value of the instrument detection limit (IDL). Interference effects exist for antimony, cadmium, chromium, copper and lead in the affected sample. The positive result reported for chromium was qualified as biased high, "K". No validation actions were warranted for antimony, cadmium, copper and lead as the results were qualified for blank contamination.

- The interfering analytes calcium, iron and magnesium were present in samples DMW-9S-082208 and DMW-9S-082208-F at concentrations comparable to the concentrations of calcium, iron and magnesium in the interference check sample (ICS) solution. Several analytes namely, antimony, barium, cadmium, chromium, cobalt, copper, lead, manganese, nickel, silver and zinc were present in the ICS solution at a concentration that exceeded the absolute value of the instrument detection limit (IDL). Interference effects exist for antimony, cadmium chromium, cobalt, copper, lead, nickel and zinc in the affected sample. The positive result reported for chromium was qualified as biased high, "K". The nondetected result reported for cadmium was qualified as biased low, "UL". No validation actions were warranted for antimony, cobalt, copper, lead, nickel and zinc as the results were qualified for blank contamination.

- The interfering analyte iron was present in sample MW-6-0822608 at a concentration comparable to the concentration of iron in the interference check sample (ICS) solution. Several analytes namely, antimony, beryllium, barium, cadmium, chromium, cobalt, copper, lead, molybdenum, nickel, silver and zinc were present in the ICS solution at a concentration that exceeded the absolute value of the instrument detection limit (IDL). Interference effects exist for barium, cadmium, chromium, copper and lead in the affected sample. The positive results reported for barium and lead were qualified as biased high, "K". The positive result reported for cadmium was qualified as biased low, "L". No validation actions were warranted for chromium and copper as the results were qualified for blank contamination.

- The interfering analyte iron was present in sample MW-6-0822608-F at a concentration comparable to the concentration of iron in the interference check sample (ICS) solution. Several analytes namely, antimony, beryllium, barium, cadmium, chromium, cobalt, copper, lead, molybdenum, nickel, silver and zinc were present in the ICS solution at a concentration that exceeded the absolute value of the instrument detection limit (IDL). Interference effects exist for beryllium, barium, cadmium, chromium, copper and lead in the affected sample. The positive result reported for barium was qualified as biased high, "K". The positive results reported for beryllium and cadmium were qualified as biased low, "L". No validation actions were warranted for chromium, copper and lead as the results were qualified for blank contamination.

- The matrix spike percent recovery for total cobalt was < 75% quality control limit for sample DMW-4I-082508. The positive results reported for cobalt were qualified as biased low, "L", for samples DMW-14I-082508, DMW-16D-082508, DMW-4D-082508, DMW-4I-082508 and DMW-4S-082508.

Notes

The nondetected results on the EDD were reported to the reporting limit for the metals analyses. The nondetected results should be reported to the method detection limit (MDL). The results reported on the EDD were amended to the MDL.

The nondetected results on the EDD and the Form Is were reported to the reporting limit for hexavalent chromium, alkalinity, chemical oxygen demand, pH and total organic carbon .

Several samples were not analyzed for calcium and magnesium. The laboratory was contacted and stated that calcium and magnesium were added on to several wells that were being analyzed for all of the miscellaneous parameters.

The CRDL percent recoveries for calcium, copper, iron, magnesium and nickel were outside the 90-110% quality control limit affecting samples DMW-5I-082608, DMW-5S-082608, MW-6-082608, DMW-5I-082608-F, DMW-5S-082608-F and MW-6-082608-F. No validation actions were required as all results were either > 2X CRDL or were qualified for blank contamination.

The CRDL percent recoveries for barium, calcium and copper were outside the 90-110% quality control limit affecting samples DMW-16I-082108, DMW-16S-082108, DMW-2S-082108, DMW-5D-082108, DMW-6S-082108, DMW-9D-082208, DMW-9I-082208, DMW-9S-082208, DMW-16I-082108-F, DMW-16S-082108-F, DMW-2S-082108-F, DMW-5D-082108-F, DMW-6S-082108-F, DMW-9D-082208-F, DMW-9I-082208-F and DMW-9S-082208-F. No validation actions were required as all results were > 2X CRDL or were qualified for blank contamination.

The CRDL percent recovery for iron was > 110% quality control limit affecting samples DMW-16I-082108, DMW-16S-082108, DMW-5D-082108, DMW-6S-082108, DMW-16I-082108-F, DMW-16S-082108-F, DMW-5D-082108-F and DMW-6S-082108-F. No validation actions were required as all results were > 2X CRDL.

The CRDL percent recoveries for copper, magnesium and nickel were > 110% quality control limit affecting samples DMW-14I-082508, DMW-16D-082508, DMW-4D-082508, DMW-4I-082508, DMW-4S-082508, DMW-14I-082508-F, DMW-16D-082508-F, DMW-4D-082508-F, DMW-4I-082508-F and DMW-4S-082508-F. No validation actions were required as all results were > 2X CRDL.

The CRDL percent recovery for calcium was < 90% quality control limit affecting samples DMW-14I-082508, DMW-16D-082508, DMW-4D-082508, DMW-4I-082508, DMW-4S-082508, DMW-14I-082508-F, DMW-16D-082508-F, DMW-4D-082508-F, DMW-4I-082508-F and DMW-4S-082508-F. No validation actions were required as all results were > 2X CRDL.

The interfering analytes calcium, iron and magnesium were present in sample DMW-16S-082108 at concentrations comparable to the concentrations calcium, iron and magnesium in the interference check sample (ICS) solution. Several analytes namely, antimony, barium, cadmium, chromium, cobalt, copper, lead, manganese, nickel, silver and zinc were present in the ICS solution at a concentration that exceeded the absolute value of the instrument detection limit (IDL). Interference effects exist for cadmium, copper and lead in the affected sample. No validation actions were warranted for cadmium, copper and lead as the results were qualified for blank contamination.

The interfering analyte iron was present in sample DMW-16I-082108-F at a concentration comparable to the concentration iron in the interference check sample (ICS) solution. Several analytes namely, antimony, barium, cadmium, chromium, cobalt, copper, lead, manganese, nickel, silver and zinc were present in the ICS solution at a concentration that exceeded the absolute value of the instrument detection limit (IDL). Interference effects exist for antimony,

cadmium and chromium in the affected sample. No validation actions were warranted for antimony, cadmium and chromium as the results were qualified for blank contamination.

Executive Summary

Laboratory Performance: The CRDL percent recoveries for several analytes were outside the 90-110% quality control limits. Several analytes were present in the laboratory method / preparation blanks.

Other Factors Affecting Data Quality: The interfering analytes calcium, iron and magnesium were present in several samples. The matrix spike percent recovery for cobalt was < 75% quality control limit for sample DMW-4I-082508. The matrix spike percent recoveries for hexavalent chromium were < 30% quality control limit for samples DMW-14I-082508 and DMW-5S-082608.

The data for these analyses were reviewed with reference to Region III modifications to the "National Functional Guidelines for Inorganic Data Validation", April 1993.

The text of this report has been formulated to address only those problem areas affecting data quality.

Tetra Tech NUS
Terri L. Solomon
Environmental Scientist

Tetra Tech NUS
Joseph A. Samchuck
Quality Assurance Officer

Attachments:

1. Appendix A - Qualified Analytical Results
2. Appendix B - Results as reported by the Laboratory
3. Appendix C - Support Documentation

APPENDIX A
QUALIFIED ANALYTICAL RESULTS

Data Validation Qualifier Codes:

A = Lab Blank Contamination
B = Field Blank Contamination
C = Calibration Noncompliance (e.g. % RSDs, %Ds, ICVs, CCVs, RRFs, etc.)
C01 = GC/MS Tuning Noncompliance
D = MS/MSD Recovery Noncompliance
E = LCS/LCSD Recovery Noncompliance
F = Lab Duplicate Imprecision
G = Field Duplicate Imprecision
H = Holding Time Exceedance
I = ICP Serial Dilution Noncompliance
J = GFAA PDS-GFAA MSA's r < 0.995 / ICP PDS Recovery Noncompliance
K = ICP Interference - includes ICS % R Noncompliance
L = Instrument Calibration Range Exceedance
M = Sample Preservation Noncompliance
N = Internal Standard Noncompliance
N01 = Internal Standard Recovery Noncompliance Dioxins
N02 = Recovery Standard Noncompliance Dioxins
N03 = Clean-up Standard Noncompliance Dioxins
O - Poor Instrument Performance (e.g. base-line drifting)
P = Uncertainty near detection limit (< 2 x IDL for inorganics and <CRQL for organics)
Q = Other problems (can encompass a number of issues; e.g. chromatography,interferences, etc.)
R = Surrogates Recovery Noncompliance
S = Pesticide/PCB Resolution
T = % Breakdown Noncompliance for DOT and Endrin
U = % Difference between columns/detectors >25% for positive results determined via GC/HPLC
V = Non-linear calibrations; correlation coefficient r < 0.995
W = EMPC result
X = Signal to noise response drop
Y = Percent solids <30%
Z = Uncertainty at 2 sigma deviation is greater than sample activity

PROJ_NO: 01660

SDG: 8H22130 MEDIA: WATER DATA FRACTION: M

nsample	DMW-14I-082508
samp_date	8/25/2008
lab_id	A8H260119005
qc_type	NM
units	UG/L
Pct_Solids	
DUP_OF:	

Parameter	Result	Val Qual	Qual Code
ANTIMONY	0.035	U	
ARSENIC	23.2		
BARIUM	16	K	K
BERYLLIUM	0.012	UL	K
CADMIUM	0.0061	UL	K
CALCIUM	183000		
CHROMIUM	1.3	K	K
COBALT	13.4	L	D
COPPER	0.15	B	A
IRON	73500		
LEAD	0.064	B	A
MAGNESIUM	29800		
MANGANESE	2120		
MERCURY	0.10	U	
MOLYBDENUM	0.12	U	
NICKEL	7.1	K	K
SELENIUM	0.32		
SILVER	0.0026	U	
THALLIUM	0.11	UL	C
VANADIUM	0.72		
ZINC	2.6	B	A

nsample	DMW-16D-082508
samp_date	8/25/2008
lab_id	A8H260119003
qc_type	NM
units	UG/L
Pct_Solids	
DUP_OF:	

Parameter	Result	Val Qual	Qual Code
ANTIMONY	0.035	U	
ARSENIC	2.8		
BARIUM	7.7		
BERYLLIUM	0.016		
CADMIUM	0.01	B	A
CHROMIUM	1.7		
COBALT	4.6	L	D
COPPER	2	B	A
IRON	4020		
LEAD	0.33		
MANGANESE	39.6		
MERCURY	0.10	U	
MOLYBDENUM	0.12	U	
NICKEL	6.1		
SELENIUM	0.14	U	
SILVER	0.0026	U	
THALLIUM	0.15	B	A
VANADIUM	2.5		
ZINC	10.9	B	A

nsample	DMW-16I-082108
samp_date	8/21/2008
lab_id	A8H220130003
qc_type	NM
units	UG/L
Pct_Solids	
DUP_OF:	

Parameter	Result	Val Qual	Qual Code
ANTIMONY	0.9	B	A
ARSENIC	30		
BARIUM	39.4		
BERYLLIUM	0.32	B	A
CADMIUM	0.11	B	A
CALCIUM	2530		
CHROMIUM	1.6	K	K
COBALT	8.7		
COPPER	1.3	B	A
IRON	14900		
LEAD	3.2		
MAGNESIUM	2330		
MANGANESE	163		
MERCURY	0.10	U	
MOLYBDENUM	2.6	B	A
NICKEL	11.5		
SELENIUM	0.62	B	A
SILVER	0.038	B	A
THALLIUM	0.11	U	
VANADIUM	1.4		
ZINC	20	B	A

PROJ_NO: 01660

SDG: 8H22130 MEDIA: WATER DATA FRACTION: M

nsample	DMW-16S-082108	nsample	DMW-2S-082108	nsample	DMW-4D-082508
samp_date	8/21/2008	samp_date	8/21/2008	samp_date	8/25/2008
lab_id	A8H220130005	lab_id	A8H220130006	lab_id	A8H260119004
qc_type	NM	qc_type	NM	qc_type	NM
units	UG/L	units	UG/L	units	UG/L
Pct_Solids		Pct_Solids		Pct_Solids	
DUP_OF:		DUP_OF:		DUP_OF:	

Parameter	Result	Val Qual	Qual Code
ANTIMONY	0.035	U	
ARSENIC	3.9		
BARIUM	41.7		
BERYLLIUM	3.6		
CADMIUM	0.015	B	A
CALCIUM	50000		
CHROMIUM	16.3		
COBALT	33.5		
COPPER	0.097	B	A
IRON	43800		
LEAD	0.091	B	A
MAGNESIUM	50700		
MANGANESE	2740		
MERCURY	0.1	U	
MOLYBDENUM	0.15	B	A
NICKEL	35.4		
SELENIUM	4.5		
SILVER	0.0026	U	
THALLIUM	0.11	U	
VANADIUM	39.7		
ZINC	243		

Parameter	Result	Val Qual	Qual Code
ANTIMONY	0.042	B	A
ARSENIC	12.6		
BARIUM	15.1		
BERYLLIUM	4.7		
CADMIUM	237		
CHROMIUM	4		
COBALT	244		
COPPER	50.8		
IRON	66.6	K	C
LEAD	0.99		
MANGANESE	6350		
MERCURY	0.1	B	A
MOLYBDENUM	0.12	U	
NICKEL	109		
SELENIUM	33.8		
SILVER	0.0026	U	
THALLIUM	0.11	B	A
VANADIUM	0.46	U	
ZINC	289		

Parameter	Result	Val Qual	Qual Code
ANTIMONY	0.035	U	
ARSENIC	19.8		
BARIUM	20.6		
BERYLLIUM	3.8		
CADMIUM	21.8		
CALCIUM	62700		
CHROMIUM	5.1	K	K
COBALT	143	L	D
COPPER	59.1		
IRON	976		
LEAD	2		
MAGNESIUM	55900		
MANGANESE	5210		
MERCURY	1.9		
MOLYBDENUM	0.12	U	
NICKEL	104		
SELENIUM	26.7		
SILVER	0.005	B	A
THALLIUM	0.23	B	A
VANADIUM	2.6		
ZINC	333		

PROJ_NO: 01660

SDG: 8H22130 MEDIA: WATER DATA FRACTION: M

nsample	DMW-4I-082508	nsample	DMW-4S-082508	nsample	DMW-5D-082108
samp_date	8/25/2008	samp_date	8/25/2008	samp_date	8/21/2008
lab_id	A8H260119002	lab_id	A8H260119006	lab_id	A8H220130004
qc_type	NM	qc_type	NM	qc_type	NM
units	UG/L	units	UG/L	units	UG/L
Pct_Solids		Pct_Solids		Pct_Solids	
DUP_OF:		DUP_OF:		DUP_OF:	

Parameter	Result	Val Qual	Qual Code
ANTIMONY	0.53		
ARSENIC	41.7		
BARIUM	21.5		
BERYLLIUM	9.3		
CADMIUM	56.6		
CALCIUM	115000		
CHROMIUM	70.3		
COBALT	140	L	D
COPPER	142		
IRON	10200		
LEAD	13.5		
MAGNESIUM	72200		
MANGANESE	6820		
MERCURY	0.17	B	A
MOLYBDENUM	2.2	K	K
NICKEL	113		
SELENIUM	30.4		
SILVER	0.35	K	K
THALLIUM	0.5	B	A
VANADIUM	66.9		
ZINC	419		

Parameter	Result	Val Qual	Qual Code
ANTIMONY	0.035	U	
ARSENIC	4.1		
BARIUM	11.5	K	K
BERYLLIUM	1.2		
CADMIUM	24.8		
CALCIUM	85300		
CHROMIUM	4.4	K	K
COBALT	72.4	L	D
COPPER	14.2		
IRON	40800		
LEAD	2.9		
MAGNESIUM	64100		
MANGANESE	6160		
MERCURY	0.10	U	
MOLYBDENUM	0.12	U	
NICKEL	33.4		
SELENIUM	3.4		
SILVER	0.0026	U	
THALLIUM	0.11	UL	C
VANADIUM	2.6		
ZINC	146		

Parameter	Result	Val Qual	Qual Code
ANTIMONY	0.069	B	A
ARSENIC	0.13	U	
BARIUM	10.1		
BERYLLIUM	0.12	B	A
CADMIUM	0.044	B	A
CHROMIUM	0.52	B	A
COBALT	4.1		
COPPER	1.2	B	A
IRON	30.5	B	A
LEAD	0.026	B	A
MANGANESE	24.2		
MERCURY	0.1	U	
MOLYBDENUM	0.12	U	
NICKEL	5.7		
SELENIUM	0.2	B	A
SILVER	0.0026	U	
THALLIUM	0.11	U	
VANADIUM	0.46	U	
ZINC	16.3	B	A

PROJ_NO: 01660

SDG: 8H22130 MEDIA: WATER DATA FRACTION: M

nsample	DMW-5I-082608
samp_date	8/26/2008
lab_id	A8H270116002
qc_type	NM
units	UG/L
Pct_Solids	
DUP_OF:	

Parameter	Result	Val Qual	Qual Code
ANTIMONY	0.49	K	K
ARSENIC	14		
BARIUM	15.9		
BERYLLIUM	2.4		
CADMIUM	23.3		
CALCIUM	76700		
CHROMIUM	11.9		
COBALT	74.5		
COPPER	214		
IRON	32600		
LEAD	19.6		
MAGNESIUM	43800		
MANGANESE	2580		
MERCURY	0.10	U	
MOLYBDENUM	0.82	B	A
NICKEL	65.2		
SELENIUM	30.5		
SILVER	0.0026	U	
THALLIUM	0.24	B	A
VANADIUM	4.9		
ZINC	328		

nsample	DMW-5S-082608
samp_date	8/26/2008
lab_id	A8H270116003
qc_type	NM
units	UG/L
Pct_Solids	
DUP_OF:	

Parameter	Result	Val Qual	Qual Code
ANTIMONY	0.038	K	K
ARSENIC	17.1		
BARIUM	13.7		
BERYLLIUM	4.7		
CADMIUM	4	L	K
CALCIUM	77900		
CHROMIUM	158		
COBALT	75.9		
COPPER	59.7		
IRON	25500		
LEAD	4.3		
MAGNESIUM	53700		
MANGANESE	4150		
MERCURY	0.1	U	
MOLYBDENUM	3.4	K	K
NICKEL	64.4		
SELENIUM	39.2		
SILVER	0.0026	U	
THALLIUM	0.25	B	A
VANADIUM	8.6		
ZINC	211		

nsample	DMW-6S-082108
samp_date	8/21/2008
lab_id	A8H220130002
qc_type	NM
units	UG/L
Pct_Solids	0.0
DUP_OF:	

Parameter	Result	Val Qual	Qual Code
ANTIMONY	0.9	B	A
ARSENIC	6.8		
BARIUM	52.9		
BERYLLIUM	0.043	B	A
CADMIUM	0.061	B	A
CHROMIUM	1.1	K	K
COBALT	6.4		
COPPER	0.45	B	A
IRON	275000		
LEAD	0.28	B	A
MANGANESE	2240		
MERCURY	0.10	U	
MOLYBDENUM	1	B	A
NICKEL	2.5	K	CK
SELENIUM	1	B	A
SILVER	0.025	B	A
THALLIUM	0.12	B	A
VANADIUM	1		
ZINC	4	B	A

PROJ_NO: 01660

SDG: 8H22130 MEDIA: WATER DATA FRACTION: M

nsample	DMW-9D-082208	nsample	DMW-9I-082208	nsample	DMW-9S-082208
samp_date	8/22/2008	samp_date	8/22/2008	samp_date	8/22/2008
lab_id	A8H230142003	lab_id	A8H230142002	lab_id	A8H230142004
qc_type	NM	qc_type	NM	qc_type	NM
units	UG/L	units	UG/L	units	UG/L
Pct_Solids		Pct_Solids		Pct_Solids	
DUP_OF:		DUP_OF:		DUP_OF:	

Parameter	Result	Val Qual	Qual Code
ANTIMONY	0.035	U	
ARSENIC	4.4		
BARIUM	41.9		
BERYLLIUM	0.5	B	A
CADMIUM	0.1	B	A
CALCIUM	10100		
CHROMIUM	1.8	K	K
COBALT	390		
COPPER	6.6		
IRON	17000		
LEAD	2.8		
MAGNESIUM	7420		
MANGANESE	3560		
MERCURY	0.10	U	
MOLYBDENUM	0.12	U	
NICKEL	47		
SELENIUM	1.2	B	A
SILVER	0.0026	U	
THALLIUM	0.11	U	
VANADIUM	2.8		
ZINC	75.6		

Parameter	Result	Val Qual	Qual Code
ANTIMONY	1.4		
ARSENIC	13.5		
BARIUM	65.3		
BERYLLIUM	1.3		
CADMIUM	2.8	L	K
CALCIUM	45400		
CHROMIUM	31.6		
COBALT	247		
COPPER	41.8		
IRON	13700		
LEAD	30		
MAGNESIUM	23600		
MANGANESE	3980		
MERCURY	0.51		
MOLYBDENUM	2.7	B	A
NICKEL	64.7		
SELENIUM	6.9		
SILVER	0.12	B	A
THALLIUM	0.11	U	
VANADIUM	55		
ZINC	218		

Parameter	Result	Val Qual	Qual Code
ANTIMONY	0.052	B	A
ARSENIC	2.1		
BARIUM	120		
BERYLLIUM	0.051	B	A
CADMIUM	0.0061	U	
CALCIUM	87400		
CHROMIUM	1.5	K	K
COBALT	0.37	B	A
COPPER	0.46	B	A
IRON	35300		
LEAD	0.11	B	A
MAGNESIUM	49200		
MANGANESE	4030		
MERCURY	0.1		
MOLYBDENUM	0.12	U	
NICKEL	0.36	B	A
SELENIUM	1.2	B	A
SILVER	0.0026	U	
THALLIUM	0.11	U	
VANADIUM	10.2		
ZINC	3.9	B	A

PROJ_NO: 01660

SDG: 8H22130 MEDIA: WATER DATA FRACTION: M

nsample	MW-6-082608
samp_date	8/26/2008
lab_id	A8H270116004
qc_type	NM
units	UG/L
Pct_Solids	
DUP_OF:	

Parameter	Result	Val Qual	Qual Code
ANTIMONY	0.035	U	
ARSENIC	3.8		
BARIUM	9.1	K	K
BERYLLIUM	0.42		
CADMIUM	0.6	L	K
CHROMIUM	0.72	B	A
COBALT	56.4		
COPPER	1.2	B	A
IRON	102000		
LEAD	0.74	K	K
MANGANESE	12000		
MERCURY	0.10	U	
MOLYBDENUM	0.12	U	
NICKEL	17.4		
SELENIUM	5.1	L	C
SILVER	0.0026	U	
THALLIUM	0.18	B	A
VANADIUM	12.9		
ZINC	62.6		

PROJ_NO: 01660

SDG: 8H22130 MEDIA: WATER DATA FRACTION: MF

nsample	DMW-14I-082508
samp_date	8/25/2008
lab_id	A8H260119005
qc_type	NM
units	UG/L
Pct_Solids	
DUP_OF:	

Parameter	Result	Val Qual	Qual Code
ANTIMONY	0.035	U	
ARSENIC	22.1		
BARIUM	14.5	K	K
BERYLLIUM	0.012	UL	K
CADMIUM	0.0061	UL	K
CALCIUM	181000		
CHROMIUM	0.92	K	K
COBALT	12.9		
COPPER	0.051	U	
IRON	68600		
LEAD	0.018	U	
MAGNESIUM	27700		
MANGANESE	2020		
MERCURY	0.10	U	
MOLYBDENUM	0.12	U	
NICKEL	6.5	K	K
SELENIUM	0.27		
SILVER	0.0026	U	
THALLIUM	0.11	UL	C
VANADIUM	0.64		
ZINC	1.9	B	A

nsample	DMW-16D-082508
samp_date	8/25/2008
lab_id	A8H260119003
qc_type	NM
units	UG/L
Pct_Solids	
DUP_OF:	

Parameter	Result	Val Qual	Qual Code
ANTIMONY	0.035	U	
ARSENIC	1.7		
BARIUM	6.4		
BERYLLIUM	0.012	U	
CADMIUM	0.0061	U	
CHROMIUM	0.36	B	A
COBALT	5.2		
COPPER	0.064	B	A
IRON	2210		
LEAD	0.026	B	A
MANGANESE	41.7		
MERCURY	0.10	U	
MOLYBDENUM	0.12	U	
NICKEL	7.2		
SELENIUM	0.14	U	
SILVER	0.0026	U	
THALLIUM	0.11	UL	C
VANADIUM	0.46	U	
ZINC	11.5	B	A

nsample	DMW-16I-082108
samp_date	8/21/2008
lab_id	A8H220130003
qc_type	NM
units	UG/L
Pct_Solids	
DUP_OF:	

Parameter	Result	Val Qual	Qual Code
ANTIMONY	0.17	B	A
ARSENIC	30.6		
BARIUM	19.7		
BERYLLIUM	0.081	B	A
CADMIUM	0.025	B	A
CALCIUM	2380		
CHROMIUM	0.61	B	A
COBALT	7.8		
COPPER	0.52	B	A
IRON	12400		
LEAD	0.77	B	A
MAGNESIUM	1820		
MANGANESE	149		
MERCURY	0.10	U	
MOLYBDENUM	1.4	B	A
NICKEL	10.2		
SELENIUM	0.14	B	A
SILVER	0.0026	U	
THALLIUM	0.11	U	
VANADIUM	0.46	U	
ZINC	12.1	B	A

PROJ_NO: 01660

SDG: 8H22130 MEDIA: WATER DATA FRACTION: MF

nsample	DMW-16S-082108	nsample	DMW-2S-082108	nsample	DMW-4D-082508
samp_date	8/21/2008	samp_date	8/21/2008	samp_date	8/25/2008
lab_id	A8H220130005	lab_id	A8H220130006	lab_id	A8H260119004
qc_type	NM	qc_type	NM	qc_type	NM
units	UG/L	units	UG/L	units	UG/L
Pct_Solids		Pct_Solids		Pct_Solids	
DUP_OF:		DUP_OF:		DUP_OF:	

Parameter	Result	Val Qual	Qual Code
ANTIMONY	0.046	B	A
ARSENIC	2.3		
BARIUM	38		
BERYLLIUM	0.61		
CADMIUM	0.0061	UL	K
CALCIUM	46000		
CHROMIUM	2.7	K	K
COBALT	29.4		
COPPER	0.053	B	A
IRON	41500		
LEAD	0.036	B	A
MAGNESIUM	46900		
MANGANESE	2520		
MERCURY	0.10	U	
MOLYBDENUM	0.16	B	A
NICKEL	30.7		
SELENIUM	1.6		
SILVER	0.0026	U	
THALLIUM	0.11	U	
VANADIUM	3.4		
ZINC	1.6	B	A

Parameter	Result	Val Qual	Qual Code
ANTIMONY	0.035	U	
ARSENIC	12.3		
BARIUM	13.5		
BERYLLIUM	4.3		
CADMIUM	221		
CHROMIUM	3.5		
COBALT	230		
COPPER	48.1		
IRON	43.7	B	A
LEAD	0.91		
MANGANESE	5950		
MERCURY	0.1	U	
MOLYBDENUM	0.12	U	
NICKEL	104		
SELENIUM	33		
SILVER	0.0026	U	
THALLIUM	0.11	U	
VANADIUM	0.46	U	
ZINC	275		

Parameter	Result	Val Qual	Qual Code
ANTIMONY	0.035	U	
ARSENIC	20.8		
BARIUM	20.7		
BERYLLIUM	4.2		
CADMIUM	24.3		
CALCIUM	72100		
CHROMIUM	2.1	K	K
COBALT	162		
COPPER	67.5		
IRON	36.6	B	A
LEAD	1.9		
MAGNESIUM	62500		
MANGANESE	6010		
MERCURY	0.10	U	
MOLYBDENUM	0.12	U	
NICKEL	117		
SELENIUM	29.8		
SILVER	0.0026	U	
THALLIUM	0.2	B	A
VANADIUM	0.46	U	
ZINC	374		

PROJ_NO: 01660

SDG: 8H22130 MEDIA: WATER DATA FRACTION: MF

nsample	DMW-4I-082508
samp_date	8/25/2008
lab_id	A8H260119002
qc_type	NM
units	UG/L
Pct_Solids	
DUP_OF:	

Parameter	Result	Val Qual	Qual Code
ANTIMONY	0.095	B	A
ARSENIC	27.1		
BARIUM	14.6	K	K
BERYLLIUM	10.2		
CADMIUM	59.6		
CALCIUM	119000		
CHROMIUM	11.3	K	K
COBALT	171		
COPPER	111		
IRON	2710		
LEAD	10.1		
MAGNESIUM	90900		
MANGANESE	8760		
MERCURY	0.10	U	
MOLYBDENUM	0.12	U	
NICKEL	134		
SELENIUM	30.3		
SILVER	0.0026	U	
THALLIUM	0.32	B	A
VANADIUM	1.2		
ZINC	463		

nsample	DMW-4S-082508
samp_date	8/25/2008
lab_id	A8H260119006
qc_type	NM
units	UG/L
Pct_Solids	
DUP_OF:	

Parameter	Result	Val Qual	Qual Code
ANTIMONY	0.035	U	
ARSENIC	4.4		
BARIUM	10.3	K	K
BERYLLIUM	1.3		
CADMIUM	6.3	L	K
CALCIUM	95000		
CHROMIUM	0.97	K	K
COBALT	83.3		
COPPER	1	B	A
IRON	46200		
LEAD	0.65	K	K
MAGNESIUM	74100		
MANGANESE	7150		
MERCURY	0.10	U	
MOLYBDENUM	0.12	U	
NICKEL	37.8		
SELENIUM	3.4		
SILVER	0.0026	U	
THALLIUM	0.11	UL	C
VANADIUM	0.46	U	
ZINC	134		

nsample	DMW-5D-082108
samp_date	8/21/2008
lab_id	A8H220130004
qc_type	NM
units	UG/L
Pct_Solids	
DUP_OF:	

Parameter	Result	Val Qual	Qual Code
ANTIMONY	0.04	B	A
ARSENIC	0.13	U	
BARIUM	10.2		
BERYLLIUM	0.11	B	A
CADMIUM	0.057	B	A
CHROMIUM	0.18	B	A
COBALT	3.9		
COPPER	1.3	B	A
IRON	5.6	B	A
LEAD	0.024	B	A
MANGANESE	22.7		
MERCURY	0.14		
MOLYBDENUM	0.12	U	
NICKEL	5.5	K	C
SELENIUM	0.22	B	A
SILVER	0.0026	U	
THALLIUM	0.11	U	
VANADIUM	0.46	U	
ZINC	16	B	A

PROJ_NO: 01660

SDG: 8H22130 MEDIA: WATER DATA FRACTION: MF

nsample	DMW-5I-082608	nsample	DMW-5S-082608	nsample	DMW-6S-082108
samp_date	8/26/2008	samp_date	8/26/2008	samp_date	8/21/2008
lab_id	A8H270116002	lab_id	A8H270116003	lab_id	A8H220130002
qc_type	NM	qc_type	NM	qc_type	NM
units	UG/L	units	UG/L	units	UG/L
Pct_Solids		Pct_Solids		Pct_Solids	
DUP_OF:		DUP_OF:		DUP_OF:	

Parameter	Result	Val Qual	Qual Code
ANTIMONY	0.035	U	
ARSENIC	13.1		
BARIUM	14.5		
BERYLLIUM	2.6		
CADMIUM	3.4	L	K
CALCIUM	81500		
CHROMIUM	10		
COBALT	79.2		
COPPER	4.6		
IRON	34500		
LEAD	4.6		
MAGNESIUM	47300		
MANGANESE	2800		
MERCURY	0.10	U	
MOLYBDENUM	0.12	U	
NICKEL	70		
SELENIUM	32.7		
SILVER	0.025	B	A
THALLIUM	0.17	B	A
VANADIUM	3.8		
ZINC	236		

Parameter	Result	Val Qual	Qual Code
ANTIMONY	0.035	U	
ARSENIC	17.1		
BARIUM	13		
BERYLLIUM	4.9		
CADMIUM	2	L	K
CALCIUM	77400		
CHROMIUM	9.3		
COBALT	75.1		
COPPER	10.2		
IRON	24900		
LEAD	2.9		
MAGNESIUM	53500		
MANGANESE	4190		
MERCURY	0.10	U	
MOLYBDENUM	0.12	U	
NICKEL	64.5		
SELENIUM	38.6		
SILVER	0.0026	U	
THALLIUM	0.22	B	A
VANADIUM	12		
ZINC	212		

Parameter	Result	Val Qual	Qual Code
ANTIMONY	0.29	B	A
ARSENIC	6.8		
BARIUM	53.6		
BERYLLIUM	0.018	B	A
CADMIUM	0.0061	UL	K
CHROMIUM	0.65	B	A
COBALT	6.5		
COPPER	0.14	B	A
IRON	284000		
LEAD	0.053	B	A
MANGANESE	2340		
MERCURY	0.10	U	
MOLYBDENUM	0.18	B	A
NICKEL	2.4	K	CK
SELENIUM	1.3	B	A
SILVER	0.0026	U	
THALLIUM	0.12	B	A
VANADIUM	0.7		
ZINC	3.5	B	A

PROJ_NO: 01660

SDG: 8H22130 MEDIA: WATER DATA FRACTION: MF

nsample	DMW-9D-082208	nsample	DMW-9I-082208	nsample	DMW-9S-082208
samp_date	8/22/2008	samp_date	8/22/2008	samp_date	8/22/2008
lab_id	A8H230142003	lab_id	A8H230142002	lab_id	A8H230142004
qc_type	NM	qc_type	NM	qc_type	NM
units	UG/L	units	UG/L	units	UG/L
Pct_Solids		Pct_Solids		Pct_Solids	
DUP_OF:		DUP_OF:		DUP_OF:	

Parameter	Result	Val Qual	Qual Code
ANTIMONY	0.035	U	
ARSENIC	4		
BARIUM	39.2		
BERYLLIUM	0.47	B	A
CADMIUM	0.028	B	A
CALCIUM	9920		
CHROMIUM	1	K	K
COBALT	377		
COPPER	0.5	B	A
IRON	16100		
LEAD	1.7		
MAGNESIUM	7130		
MANGANESE	3430		
MERCURY	0.10	U	
MOLYBDENUM	0.12	U	
NICKEL	46.3		
SELENIUM	1.1	B	A
SILVER	0.0026	U	
THALLIUM	0.11	U	
VANADIUM	1.7		
ZINC	74.6		

Parameter	Result	Val Qual	Qual Code
ANTIMONY	0.061	B	A
ARSENIC	3.2		
BARIUM	30.3		
BERYLLIUM	0.88		
CADMIUM	0.25	B	A
CALCIUM	54100		
CHROMIUM	0.91	K	K
COBALT	253		
COPPER	0.48	B	A
IRON	5670		
LEAD	0.33	B	A
MAGNESIUM	27500		
MANGANESE	4790		
MERCURY	0.1	U	
MOLYBDENUM	0.12	U	
NICKEL	63		
SELENIUM	4.3		
SILVER	0.0026	U	
THALLIUM	0.11	U	
VANADIUM	1.3		
ZINC	110		

Parameter	Result	Val Qual	Qual Code
ANTIMONY	0.059	B	A
ARSENIC	1.9		
BARIUM	110		
BERYLLIUM	0.066	B	A
CADMIUM	0.0061	UL	K
CALCIUM	81000		
CHROMIUM	1.4	K	K
COBALT	0.15	B	A
COPPER	0.12	B	A
IRON	33000		
LEAD	0.06	B	A
MAGNESIUM	46500		
MANGANESE	3740		
MERCURY	0.1	U	
MOLYBDENUM	0.12	U	
NICKEL	0.22	B	A
SELENIUM	1.3	B	A
SILVER	0.0026	U	
THALLIUM	0.11	U	
VANADIUM	9.3		
ZINC	3.1	B	A

PROJ_NO: 01660

SDG: 8H22130 MEDIA: WATER DATA FRACTION: MF

nsample	MW-6-082608
samp_date	8/26/2008
lab_id	A8H270116004
qc_type	NM
units	UG/L
Pct_Solids	
DUP_OF:	

Parameter	Result	Val Qual	Qual Code
ANTIMONY	0.035	U	
ARSENIC	3.5		
BARIUM	9.5	K	K
BERYLLIUM	0.36	L	K
CADMIUM	0.68	L	K
CHROMIUM	0.67	B	A
COBALT	56.3		
COPPER	0.5	B	A
IRON	100000		
LEAD	0.087	B	A
MANGANESE	11900		
MERCURY	0.1	U	
MOLYBDENUM	0.12	U	
NICKEL	17.8		
SELENIUM	5.6	L	C
SILVER	0.0026	U	
THALLIUM	0.19	B	A
VANADIUM	2.2		
ZINC	61.9		

PROJ_NO: 01660

SDG: 8H22130 MEDIA: WATER DATA FRACTION: MISC

nsample	DMW-14I-082508	nsample	DMW-16D-082508	nsample	DMW-16I-082108
samp_date	8/25/2008	samp_date	8/25/2008	samp_date	8/21/2008
lab_id	A8H260119005	lab_id	A8H260119003	lab_id	A8H220130003
qc_type	NM	qc_type	NM	qc_type	NM
Pct_Solids		Pct_Solids		Pct_Solids	
DUP_OF:		DUP_OF:		DUP_OF:	

Parameter	units	Result	Val Qual	Qual Code
ALKALINITY	MG/L	79.4		
CHEMICAL OXYGEN DEMAND	MG/L	42		
HEXAVALENT CHROMIUM	MG/L	0.02	UR	D
PH	S.U.	6.1		
TOTAL ORGANIC CARBON	MG/L	10		

Parameter	units	Result	Val Qual	Qual Code
HEXAVALENT CHROMIUM	MG/L	0.02	UR	D

Parameter	units	Result	Val Qual	Qual Code
ALKALINITY	MG/L	51.6		
CHEMICAL OXYGEN DEMAND	MG/L	17.3		
HEXAVALENT CHROMIUM	MG/L	0.02	U	
PH	S.U.	6.4		
TOTAL ORGANIC CARBON	MG/L	2		

PROJ_NO: 01660

SDG: 8H22130 MEDIA: WATER DATA FRACTION: MISC

nsample	DMW-16S-082108	nsample	DMW-2S-082108	nsample	DMW-4D-082508
samp_date	8/21/2008	samp_date	8/21/2008	samp_date	8/25/2008
lab_id	A8H220130005	lab_id	A8H220130006	lab_id	A8H260119004
qc_type	NM	qc_type	NM	qc_type	NM
Pct_Solids		Pct_Solids		Pct_Solids	
DUP_OF:		DUP_OF:		DUP_OF:	

Parameter	units	Result	Val Qual	Qual Code
ALKALINITY	MG/L	458		
CHEMICAL OXYGEN DEMAND	MG/L	89		
HEXAVALENT CHROMIUM	MG/L	0.02	U	
PH	S.U.	6.6		
TOTAL ORGANIC CARBON	MG/L	24		

Parameter	units	Result	Val Qual	Qual Code
HEXAVALENT CHROMIUM	MG/L	0.02	U	

Parameter	units	Result	Val Qual	Qual Code
ALKALINITY	MG/L	5	U	
CHEMICAL OXYGEN DEMAND	MG/L	27.2		
HEXAVALENT CHROMIUM	MG/L	0.005	L	D
PH	S.U.	4.2		
TOTAL ORGANIC CARBON	MG/L	4		

PROJ_NO: 01660

SDG: 8H22130 MEDIA: WATER DATA FRACTION: MISC

nsample	DMW-4I-082508	nsample	DMW-4S-082508	nsample	DMW-5D-082108
samp_date	8/25/2008	samp_date	8/25/2008	samp_date	8/21/2008
lab_id	A8H260119002	lab_id	A8H260119006	lab_id	A8H220130004
qc_type	NM	qc_type	NM	qc_type	NM
Pct_Solids		Pct_Solids		Pct_Solids	
DUP_OF:		DUP_OF:		DUP_OF:	

Parameter	units	Result	Val Qual	Qual Code
ALKALINITY	MG/L	5	U	
CHEMICAL OXYGEN DEMAND	MG/L	59.3		
HEXAVALENT CHROMIUM	MG/L	0.02	L	D
PH	S.U.	4.2		
TOTAL ORGANIC CARBON	MG/L	15		

Parameter	units	Result	Val Qual	Qual Code
ALKALINITY	MG/L	33.8		
CHEMICAL OXYGEN DEMAND	MG/L	42		
HEXAVALENT CHROMIUM	MG/L	0.002	L	D
PH	S.U.	5.4		
TOTAL ORGANIC CARBON	MG/L	7		

Parameter	units	Result	Val Qual	Qual Code
HEXAVALENT CHROMIUM	MG/L	0.02	U	

PROJ_NO: 01660

SDG: 8H22130 MEDIA: WATER DATA FRACTION: MISC

nsample	DMW-5I-082608	nsample	DMW-5S-082608	nsample	DMW-6S-082108
samp_date	8/26/2008	samp_date	8/26/2008	samp_date	8/21/2008
lab_id	A8H270116002	lab_id	A8H270116003	lab_id	A8H220130002
qc_type	NM	qc_type	NM	qc_type	NM
Pct_Solids		Pct_Solids		Pct_Solids	
DUP_OF:		DUP_OF:		DUP_OF:	

Parameter	units	Result	Val Qual	Qual Code
ALKALINITY	MG/L	5	U	
CHEMICAL OXYGEN DEMAND	MG/L	27.2		
HEXAVALENT CHROMIUM	MG/L	0.02	UR	D
PH	S.U.	4.4		
TOTAL ORGANIC CARBON	MG/L	5		

Parameter	units	Result	Val Qual	Qual Code
ALKALINITY	MG/L	5	U	
CHEMICAL OXYGEN DEMAND	MG/L	34.6		
HEXAVALENT CHROMIUM	MG/L	0.002	L	D
PH	S.U.	4.3		
TOTAL ORGANIC CARBON	MG/L	4		

Parameter	units	Result	Val Qual	Qual Code
HEXAVALENT CHROMIUM	MG/L	0.13		

PROJ_NO: 01660

SDG: 8H22130 MEDIA: WATER DATA FRACTION: MISC

nsample	DMW-9D-082208	nsample	DMW-9I-082208	nsample	DMW-9S-082208
samp_date	8/22/2008	samp_date	8/22/2008	samp_date	8/22/2008
lab_id	A8H230142003	lab_id	A8H230142002	lab_id	A8H230142004
qc_type	NM	qc_type	NM	qc_type	NM
Pct_Solids		Pct_Solids		Pct_Solids	
DUP_OF:		DUP_OF:		DUP_OF:	

Parameter	units	Result	Val Qual	Qual Code
ALKALINITY	MG/L	9.8	B	A
CHEMICAL OXYGEN DEMAND	MG/L	24.7		
HEXAVALENT CHROMIUM	MG/L	0.02	U	
PH	S.U.	5.4		
TOTAL ORGANIC CARBON	MG/L	5		

Parameter	units	Result	Val Qual	Qual Code
ALKALINITY	MG/L	82.2		
CHEMICAL OXYGEN DEMAND	MG/L	27.2		
HEXAVALENT CHROMIUM	MG/L	0.02	U	
PH	S.U.	6		
TOTAL ORGANIC CARBON	MG/L	5		

Parameter	units	Result	Val Qual	Qual Code
ALKALINITY	MG/L	482		
CHEMICAL OXYGEN DEMAND	MG/L	245		
HEXAVALENT CHROMIUM	MG/L	0.02	U	
PH	S.U.	6.4		
TOTAL ORGANIC CARBON	MG/L	22		

PROJ_NO: 01660

SDG: 8H22130 MEDIA: WATER DATA FRACTION: MISC

nsample	MW-6-082608
samp_date	8/26/2008
lab_id	A8H270116004
qc_type	NM
Pct_Solids	
DUP_OF:	

Parameter	units	Result	Val Qual	Qual Code
HEXAVALENT CHROMIUM	MG/L	0.02	UR	D

APPENDIX B
RESULTS AS REPORTED BY THE LABORATORY

Tetra Tech NUS, Inc

Client Sample ID: DMW-14I-082508

TOTAL Metals

Lot-Sample #...: A8H260119-005 **Matrix.....:** WG
Date Sampled...: 08/25/08 12:55 **Date Received..:** 08/26/08

PARAMETER	RESULT	REPORTING LIMIT	UNITS	METHOD	PREPARATION-ANALYSIS DATE	WORK ORDER #
Prep Batch #...: 8240011						
Magnesium	**29800 J**	**1000**	**ug/L**	**SW846 6020**	**08/27-09/04/08**	**KVRCG1C0**
		Dilution Factor: 1		Analysis Time..: 13:32	Analyst ID.....: 001637	
		Instrument ID..: I8		MDL.....: 2.2		
Silver	ND	1.0	ug/L	SW846 6020	08/27-09/04/08	KVRCG1A4
		Dilution Factor: 1		Analysis Time..: 13:32	Analyst ID.....: 001637	
		Instrument ID..: I8		MDL.....: 0.0026		
Arsenic	**23.2**	**5.0**	**ug/L**	**SW846 6020**	**08/27-09/04/08**	**KVRCG1AP**
		Dilution Factor: 1		Analysis Time..: 13:32	Analyst ID.....: 001637	
		Instrument ID..: I8		MDL.....: 0.13		
Barium	**16.0 J**	**1.0**	**ug/L**	**SW846 6020**	**08/27-09/04/08**	**KVRCG1AQ**
		Dilution Factor: 1		Analysis Time..: 13:32	Analyst ID.....: 001637	
		Instrument ID..: I8		MDL.....: 0.014		
Beryllium	ND	1.0	ug/L	SW846 6020	08/27-09/04/08	KVRCG1AR
		Dilution Factor: 1		Analysis Time..: 13:32	Analyst ID.....: 001637	
		Instrument ID..: I8		MDL.....: 0.012		
Cadmium	ND	1.0	ug/L	SW846 6020	08/27-09/04/08	KVRCG1AT
		Dilution Factor: 1		Analysis Time..: 13:32	Analyst ID.....: 001637	
		Instrument ID..: I8		MDL.....: 0.0061		
Cobalt	**13.4**	**1.0**	**ug/L**	**SW846 6020**	**08/27-09/04/08**	**KVRCG1AU**
		Dilution Factor: 1		Analysis Time..: 13:32	Analyst ID.....: 001637	
		Instrument ID..: I8		MDL.....: 0.0041		
Chromium	**1.3 B,J**	**2.0**	**ug/L**	**SW846 6020**	**08/27-09/04/08**	**KVRCG1A8**
		Dilution Factor: 1		Analysis Time..: 13:32	Analyst ID.....: 001637	
		Instrument ID..: I8		MDL.....: 0.069		
Copper	**0.15 B,J**	**2.0**	**ug/L**	**SW846 6020**	**08/27-09/04/08**	**KVRCG1AV**
		Dilution Factor: 1		Analysis Time..: 13:32	Analyst ID.....: 001637	
		Instrument ID..: I8		MDL.....: 0.051		
Iron	**73500 J**	**50.0**	**ug/L**	**SW846 6020**	**08/27-09/04/08**	**KVRCG1AW**
		Dilution Factor: 1		Analysis Time..: 13:32	Analyst ID.....: 001637	
		Instrument ID..: I8		MDL.....: 1.1		

(Continued on next page)

Tetra Tech NUS, Inc

Client Sample ID: DMW-14I-082508

TOTAL Metals

Lot-Sample #...: A8H260119-005 **Matrix.....:** WG

PARAMETER	RESULT	REPORTING LIMIT	UNITS	METHOD	PREPARATION-ANALYSIS DATE	WORK ORDER #
Manganese	**2120 J**	**1.0**	**ug/L**	**SW846 6020**	**08/27-09/04/08**	**KVRCG1A0**
		Dilution Factor: 1		Analysis Time..: 13:32	Analyst ID.....: 001637	
		Instrument ID..: I8		MDL.....: 0.027		
Molybdenum	ND	2.0	ug/L	SW846 6020	08/27-09/04/08	KVRCG1A1
		Dilution Factor: 1		Analysis Time..: 13:32	Analyst ID.....: 001637	
		Instrument ID..: I8		MDL.....: 0.12		
Nickel	**7.1**	**2.0**	**ug/L**	**SW846 6020**	**08/27-09/04/08**	**KVRCG1A2**
		Dilution Factor: 1		Analysis Time..: 13:32	Analyst ID.....: 001637	
		Instrument ID..: I8		MDL.....: 0.053		
Lead	**0.064 B,J**	**1.0**	**ug/L**	**SW846 6020**	**08/27-09/04/08**	**KVRCG1AX**
		Dilution Factor: 1		Analysis Time..: 13:32	Analyst ID.....: 001637	
		Instrument ID..: I8		MDL.....: 0.018		
Antimony	ND	2.0	ug/L	SW846 6020	08/27-09/04/08	KVRCG1AN
		Dilution Factor: 1		Analysis Time..: 13:32	Analyst ID.....: 001637	
		Instrument ID..: I8		MDL.....: 0.035		
Vanadium	**0.72 B**	**20.0**	**ug/L**	**SW846 6020**	**08/27-09/04/08**	**KVRCG1A6**
		Dilution Factor: 1		Analysis Time..: 13:32	Analyst ID.....: 001637	
		Instrument ID..: I8		MDL.....: 0.46		
Zinc	**2.6 B,J**	**20.0**	**ug/L**	**SW846 6020**	**08/27-09/04/08**	**KVRCG1A7**
		Dilution Factor: 1		Analysis Time..: 13:32	Analyst ID.....: 001637	
		Instrument ID..: I8		MDL.....: 0.20		
Mercury	ND	0.20	ug/L	SW846 7470A	08/27/08	KVRCG1A9
		Dilution Factor: 1		Analysis Time..: 16:41	Analyst ID.....: 002260	
		Instrument ID..: H1		MDL.....: 0.10		
Prep Batch #...: 8252014						
Selenium	**0.32 B**	**5.0**	**ug/L**	**SW846 6020**	**09/08/08**	**KVRCG2A3**
		Dilution Factor: 1		Analysis Time..: 22:32	Analyst ID.....: 001637	
		Instrument ID..: I8		MDL.....: 0.14		
Thallium	ND	1.0	ug/L	SW846 6020	09/08/08	KVRCG2A5
		Dilution Factor: 1		Analysis Time..: 22:32	Analyst ID.....: 001637	
		Instrument ID..: I8		MDL.....: 0.11		

(Continued on next page)

Tetra Tech NUS, Inc

Client Sample ID: DMW-14I-082508

TOTAL Metals

Lot-Sample #...: A8H260119-005 Matrix.....: WG

PARAMETER	RESULT	REPORTING LIMIT	UNITS	METHOD	PREPARATION-ANALYSIS DATE	WORK ORDER #
Calcium	**183000 J**	**1000**	**ug/L**	**SW846 6020**	**09/08/08**	**KVRCG2CX**
		Dilution Factor: 1		Analysis Time..: 22:32	Analyst ID.....: 001637	
		Instrument ID..: I8		MDL.....: 6.3		

NOTE(S):

J Method blank contamination. The associated method blank contains the target analyte at a reportable level.

B Estimated result. Result is less than RL.

Tetra Tech NUS, Inc

Client Sample ID: DMW-16D-082508

TOTAL Metals

Lot-Sample #...: A8H260119-003 **Matrix.....:** WG
Date Sampled...: 08/25/08 11:25 **Date Received..:** 08/26/08

PARAMETER	RESULT	REPORTING LIMIT	UNITS	METHOD	PREPARATION-ANALYSIS DATE	WORK ORDER #
Prep Batch #...: 8240011						
Silver	ND	1.0	ug/L	SW846 6020	08/27-09/04/08	KVRA71AQ
		Dilution Factor: 1		Analysis Time..: 13:14	Analyst ID.....: 001637	
		Instrument ID..: I8		MDL.....: 0.0026		
Arsenic	**2.8 B**	**5.0**	**ug/L**	**SW846 6020**	**08/27-09/04/08**	**KVRA71AC**
		Dilution Factor: 1		Analysis Time..: 13:14	Analyst ID.....: 001637	
		Instrument ID..: I8		MDL.....: 0.13		
Barium	**7.7 J**	**1.0**	**ug/L**	**SW846 6020**	**08/27-09/04/08**	**KVRA71AD**
		Dilution Factor: 1		Analysis Time..: 13:14	Analyst ID.....: 001637	
		Instrument ID..: I8		MDL.....: 0.014		
Beryllium	**0.016 B**	**1.0**	**ug/L**	**SW846 6020**	**08/27-09/04/08**	**KVRA71AE**
		Dilution Factor: 1		Analysis Time..: 13:14	Analyst ID.....: 001637	
		Instrument ID..: I8		MDL.....: 0.012		
Cadmium	**0.010 B**	**1.0**	**ug/L**	**SW846 6020**	**08/27-09/04/08**	**KVRA71AF**
		Dilution Factor: 1		Analysis Time..: 13:14	Analyst ID.....: 001637	
		Instrument ID..: I8		MDL.....: 0.0061		
Cobalt	**4.6**	**1.0**	**ug/L**	**SW846 6020**	**08/27-09/04/08**	**KVRA71AG**
		Dilution Factor: 1		Analysis Time..: 13:14	Analyst ID.....: 001637	
		Instrument ID..: I8		MDL.....: 0.0041		
Chromium	**1.7 B,J**	**2.0**	**ug/L**	**SW846 6020**	**08/27-09/04/08**	**KVRA71AV**
		Dilution Factor: 1		Analysis Time..: 13:14	Analyst ID.....: 001637	
		Instrument ID..: I8		MDL.....: 0.069		
Copper	**2.0 J**	**2.0**	**ug/L**	**SW846 6020**	**08/27-09/04/08**	**KVRA71AH**
		Dilution Factor: 1		Analysis Time..: 13:14	Analyst ID.....: 001637	
		Instrument ID..: I8		MDL.....: 0.051		
Iron	**4020 J**	**50.0**	**ug/L**	**SW846 6020**	**08/27-09/04/08**	**KVRA71AJ**
		Dilution Factor: 1		Analysis Time..: 13:14	Analyst ID.....: 001637	
		Instrument ID..: I8		MDL.....: 1.1		
Manganese	**39.6 J**	**1.0**	**ug/L**	**SW846 6020**	**08/27-09/04/08**	**KVRA71AL**
		Dilution Factor: 1		Analysis Time..: 13:14	Analyst ID.....: 001637	
		Instrument ID..: I8		MDL.....: 0.027		

(Continued on next page)

Tetra Tech NUS, Inc

Client Sample ID: DMW-16D-082508

TOTAL Metals

Lot-Sample #...: A8H260119-003 **Matrix.....:** WG

PARAMETER	RESULT	REPORTING LIMIT	UNITS	METHOD	PREPARATION-ANALYSIS DATE	WORK ORDER #
Molybdenum	ND	2.0	ug/L	SW846 6020	08/27-09/04/08	KVRA71AM
		Dilution Factor: 1		Analysis Time..: 13:14	Analyst ID.....: 001637	
		Instrument ID..: I8		MDL.....: 0.12		
Nickel	**6.1**	**2.0**	**ug/L**	**SW846 6020**	**08/27-09/04/08**	**KVRA71AN**
		Dilution Factor: 1		Analysis Time..: 13:14	Analyst ID.....: 001637	
		Instrument ID..: I8		MDL.....: 0.053		
Lead	**0.33 B,J**	**1.0**	**ug/L**	**SW846 6020**	**08/27-09/04/08**	**KVRA71AK**
		Dilution Factor: 1		Analysis Time..: 13:14	Analyst ID.....: 001637	
		Instrument ID..: I8		MDL.....: 0.018		
Antimony	ND	2.0	ug/L	SW846 6020	08/27-09/04/08	KVRA71AA
		Dilution Factor: 1		Analysis Time..: 13:14	Analyst ID.....: 001637	
		Instrument ID..: I8		MDL.....: 0.035		
Vanadium	**2.5 B**	**20.0**	**ug/L**	**SW846 6020**	**08/27-09/04/08**	**KVRA71AT**
		Dilution Factor: 1		Analysis Time..: 13:14	Analyst ID.....: 001637	
		Instrument ID..: I8		MDL.....: 0.46		
Zinc	**10.9 B,J**	**20.0**	**ug/L**	**SW846 6020**	**08/27-09/04/08**	**KVRA71AU**
		Dilution Factor: 1		Analysis Time..: 13:14	Analyst ID.....: 001637	
		Instrument ID..: I8		MDL.....: 0.20		
Mercury	ND	0.20	ug/L	SW846 7470A	08/27/08	KVRA71AW
		Dilution Factor: 1		Analysis Time..: 16:34	Analyst ID.....: 002260	
		Instrument ID..: H1		MDL.....: 0.10		
Prep Batch #...: 8252014						
Selenium	ND	5.0	ug/L	SW846 6020	09/08/08	KVRA72AP
		Dilution Factor: 1		Analysis Time..: 22:06	Analyst ID.....: 001637	
		Instrument ID..: I8		MDL.....: 0.14		
Thallium	**0.15 B**	**1.0**	**ug/L**	**SW846 6020**	**09/08/08**	**KVRA72AR**
		Dilution Factor: 1		Analysis Time..: 22:06	Analyst ID.....: 001637	
		Instrument ID..: I8		MDL.....: 0.11		

NOTE(S):

B Estimated result. Result is less than RL.

J Method blank contamination. The associated method blank contains the target analyte at a reportable level.

Tetra Tech NUS, Inc

Client Sample ID: DMW-16I-082108

TOTAL Metals

Lot-Sample #...: A8H220130-003 Matrix.....: WG
Date Sampled...: 08/21/08 12:10 Date Received..: 08/22/08

PARAMETER	RESULT	REPORTING LIMIT	UNITS	METHOD	PREPARATION-ANALYSIS DATE	WORK ORDER #
Prep Batch #...: 8238015						
Silver	0.038 B	1.0	ug/L	SW846 6020	08/25-09/03/08	KVLF91CD
		Dilution Factor: 1		Analysis Time..: 17:22	Analyst ID.....: 002260	
		Instrument ID..: I8		MDL.....: 0.0026		
Arsenic	30.0	5.0	ug/L	SW846 6020	08/25-09/03/08	KVLF91A0
		Dilution Factor: 1		Analysis Time..: 17:22	Analyst ID.....: 002260	
		Instrument ID..: I8		MDL.....: 0.13		
Barium	39.4 J	1.0	ug/L	SW846 6020	08/25-09/03/08	KVLF91A1
		Dilution Factor: 1		Analysis Time..: 17:22	Analyst ID.....: 002260	
		Instrument ID..: I8		MDL.....: 0.014		
Beryllium	0.32 B	1.0	ug/L	SW846 6020	08/25-09/03/08	KVLF91A2
		Dilution Factor: 1		Analysis Time..: 17:22	Analyst ID.....: 002260	
		Instrument ID..: I8		MDL.....: 0.012		
Calcium	2530 J	1000	ug/L	SW846 6020	08/25-09/03/08	KVLF91CJ
		Dilution Factor: 1		Analysis Time..: 17:22	Analyst ID.....: 002260	
		Instrument ID..: I8		MDL.....: 6.3		
Cadmium	0.11 B	1.0	ug/L	SW846 6020	08/25-09/03/08	KVLF91A3
		Dilution Factor: 1		Analysis Time..: 17:22	Analyst ID.....: 002260	
		Instrument ID..: I8		MDL.....: 0.0061		
Cobalt	8.7 J	1.0	ug/L	SW846 6020	08/25-09/03/08	KVLF91A4
		Dilution Factor: 1		Analysis Time..: 17:22	Analyst ID.....: 002260	
		Instrument ID..: I8		MDL.....: 0.0041		
Chromium	1.6 B,J	2.0	ug/L	SW846 6020	08/25-09/03/08	KVLF91CH
		Dilution Factor: 1		Analysis Time..: 17:22	Analyst ID.....: 002260	
		Instrument ID..: I8		MDL.....: 0.069		
Copper	1.3 B,J	2.0	ug/L	SW846 6020	08/25-09/03/08	KVLF91A5
		Dilution Factor: 1		Analysis Time..: 17:22	Analyst ID.....: 002260	
		Instrument ID..: I8		MDL.....: 0.051		
Iron	14900 J	50.0	ug/L	SW846 6020	08/25-09/03/08	KVLF91A6
		Dilution Factor: 1		Analysis Time..: 17:22	Analyst ID.....: 002260	
		Instrument ID..: I8		MDL.....: 1.1		

(Continued on next page)

Tetra Tech NUS, Inc

Client Sample ID: DMW-16I-082108

TOTAL Metals

Lot-Sample #...: A8H220130-003 Matrix.....: WG

PARAMETER	RESULT	REPORTING LIMIT	UNITS	METHOD	PREPARATION-ANALYSIS DATE	WORK ORDER #
Manganese	**163 J**	**1.0**	**ug/L**	**SW846 6020**	**08/25-09/03/08**	**KVLF91A8**
		Dilution Factor: 1		Analysis Time..: 17:22	Analyst ID.....: 002260	
		Instrument ID..: I8		MDL.....: 0.027		
Molybdenum	**2.6**	**2.0**	**ug/L**	**SW846 6020**	**08/25-09/03/08**	**KVLF91A9**
		Dilution Factor: 1		Analysis Time..: 17:22	Analyst ID.....: 002260	
		Instrument ID..: I8		MDL.....: 0.12		
Nickel	**11.5 J**	**2.0**	**ug/L**	**SW846 6020**	**08/25-09/03/08**	**KVLF91CA**
		Dilution Factor: 1		Analysis Time..: 17:22	Analyst ID.....: 002260	
		Instrument ID..: I8		MDL.....: 0.053		
Lead	**3.2 J**	**1.0**	**ug/L**	**SW846 6020**	**08/25-09/03/08**	**KVLF91A7**
		Dilution Factor: 1		Analysis Time..: 17:22	Analyst ID.....: 002260	
		Instrument ID..: I8		MDL.....: 0.018		
Antimony	**0.90 B**	**2.0**	**ug/L**	**SW846 6020**	**08/25-09/03/08**	**KVLF91AX**
		Dilution Factor: 1		Analysis Time..: 17:22	Analyst ID.....: 002260	
		Instrument ID..: I8		MDL.....: 0.035		
Selenium	**0.62 B**	**5.0**	**ug/L**	**SW846 6020**	**08/25-09/03/08**	**KVLF91CC**
		Dilution Factor: 1		Analysis Time..: 17:22	Analyst ID.....: 002260	
		Instrument ID..: I8		MDL.....: 0.14		
Thallium	ND	1.0	ug/L	SW846 6020	08/25-09/04/08	KVLF91CE
		Dilution Factor: 1		Analysis Time..: 10:50	Analyst ID.....: 001637	
		Instrument ID..: I8		MDL.....: 0.11		
Vanadium	**1.4 B**	**20.0**	**ug/L**	**SW846 6020**	**08/25-09/03/08**	**KVLF91CF**
		Dilution Factor: 1		Analysis Time..: 17:22	Analyst ID.....: 002260	
		Instrument ID..: I8		MDL.....: 0.46		
Zinc	**20.0 J**	**20.0**	**ug/L**	**SW846 6020**	**08/25-09/03/08**	**KVLF91CG**
		Dilution Factor: 1		Analysis Time..: 17:22	Analyst ID.....: 002260	
		Instrument ID..: I8		MDL.....: 0.20		
Magnesium	**2330 J**	**1000**	**ug/L**	**SW846 6020**	**08/25-09/03/08**	**KVLF91D5**
		Dilution Factor: 1		Analysis Time..: 17:22	Analyst ID.....: 002260	
		Instrument ID..: I8		MDL.....: 2.2		

(Continued on next page)

Tetra Tech NUS, Inc

Client Sample ID: DMW-16I-082108

TOTAL Metals

Lot-Sample #...: A8H220130-003 **Matrix.....:** WG

PARAMETER	RESULT	REPORTING LIMIT	UNITS	METHOD	PREPARATION-ANALYSIS DATE	WORK ORDER #
Mercury	ND	0.20	ug/L	SW846 7470A	08/25-08/27/08	KVLF91CK
		Dilution Factor: 1		Analysis Time..: 09:55	Analyst ID.....: 002260	
		Instrument ID..: H1		MDL.....: 0.10		

NOTE(S):

B Estimated result. Result is less than RL.

J Method blank contamination. The associated method blank contains the target analyte at a reportable level.

Tetra Tech NUS, Inc

Client Sample ID: DMW-16S-082108

TOTAL Metals

Lot-Sample #...: A8H220130-005 Matrix.....: WG
Date Sampled...: 08/21/08 14:45 Date Received..: 08/22/08

PARAMETER	RESULT	REPORTING LIMIT	UNITS	METHOD	PREPARATION-ANALYSIS DATE	WORK ORDER #
Prep Batch #...: 8238015						
Silver	ND	1.0	ug/L	SW846 6020	08/25-09/03/08	KVLGM1CP
		Dilution Factor: 1		Analysis Time..: 17:38	Analyst ID.....: 002260	
		Instrument ID..: I8		MDL.....: 0.0026		
Arsenic	**3.9 B**	**5.0**	**ug/L**	**SW846 6020**	**08/25-09/03/08**	**KVLGM1AA**
		Dilution Factor: 1		Analysis Time..: 17:38	Analyst ID.....: 002260	
		Instrument ID..: I8		MDL.....: 0.13		
Barium	**41.7 J**	**1.0**	**ug/L**	**SW846 6020**	**08/25-09/03/08**	**KVLGM1AC**
		Dilution Factor: 1		Analysis Time..: 17:38	Analyst ID.....: 002260	
		Instrument ID..: I8		MDL.....: 0.014		
Beryllium	**3.6**	**1.0**	**ug/L**	**SW846 6020**	**08/25-09/03/08**	**KVLGM1AD**
		Dilution Factor: 1		Analysis Time..: 17:38	Analyst ID.....: 002260	
		Instrument ID..: I8		MDL.....: 0.012		
Calcium	**50000 J**	**1000**	**ug/L**	**SW846 6020**	**08/25-09/03/08**	**KVLGM1CV**
		Dilution Factor: 1		Analysis Time..: 17:38	Analyst ID.....: 002260	
		Instrument ID..: I8		MDL.....: 6.3		
Cadmium	**0.015 B**	**1.0**	**ug/L**	**SW846 6020**	**08/25-09/03/08**	**KVLGM1AE**
		Dilution Factor: 1		Analysis Time..: 17:38	Analyst ID.....: 002260	
		Instrument ID..: I8		MDL.....: 0.0061		
Cobalt	**33.5 J**	**1.0**	**ug/L**	**SW846 6020**	**08/25-09/03/08**	**KVLGM1AF**
		Dilution Factor: 1		Analysis Time..: 17:38	Analyst ID.....: 002260	
		Instrument ID..: I8		MDL.....: 0.0041		
Chromium	**16.3 J**	**2.0**	**ug/L**	**SW846 6020**	**08/25-09/03/08**	**KVLGM1CU**
		Dilution Factor: 1		Analysis Time..: 17:38	Analyst ID.....: 002260	
		Instrument ID..: I8		MDL.....: 0.069		
Copper	**0.097 B,J**	**2.0**	**ug/L**	**SW846 6020**	**08/25-09/03/08**	**KVLGM1AG**
		Dilution Factor: 1		Analysis Time..: 17:38	Analyst ID.....: 002260	
		Instrument ID..: I8		MDL.....: 0.051		
Iron	**43800 J**	**50.0**	**ug/L**	**SW846 6020**	**08/25-09/03/08**	**KVLGM1AH**
		Dilution Factor: 1		Analysis Time..: 17:38	Analyst ID.....: 002260	
		Instrument ID..: I8		MDL.....: 1.1		

(Continued on next page)

Tetra Tech NUS, Inc

Client Sample ID: DMW-16S-082108

TOTAL Metals

Lot-Sample #...: A8H220130-005 Matrix.....: WG

PARAMETER	RESULT	REPORTING LIMIT	UNITS	METHOD	PREPARATION-ANALYSIS DATE	WORK ORDER #
Manganese	**2740 J**	**1.0**	**ug/L**	**SW846 6020**	**08/25-09/03/08**	**KVLGM1AK**
		Dilution Factor: 1		Analysis Time..: 17:38	Analyst ID.....: 002260	
		Instrument ID..: I8		MDL.....: 0.027		
Molybdenum	**0.15 B**	**2.0**	**ug/L**	**SW846 6020**	**08/25-09/03/08**	**KVLGM1AL**
		Dilution Factor: 1		Analysis Time..: 17:38	Analyst ID.....: 002260	
		Instrument ID..: I8		MDL.....: 0.12		
Nickel	**35.4 J**	**2.0**	**ug/L**	**SW846 6020**	**08/25-09/03/08**	**KVLGM1CM**
		Dilution Factor: 1		Analysis Time..: 17:38	Analyst ID.....: 002260	
		Instrument ID..: I8		MDL.....: 0.053		
Lead	**0.091 B,J**	**1.0**	**ug/L**	**SW846 6020**	**08/25-09/03/08**	**KVLGM1AJ**
		Dilution Factor: 1		Analysis Time..: 17:38	Analyst ID.....: 002260	
		Instrument ID..: I8		MDL.....: 0.018		
Antimony	ND	2.0	ug/L	SW846 6020	08/25-09/03/08	KVLGM1A9
		Dilution Factor: 1		Analysis Time..: 17:38	Analyst ID.....: 002260	
		Instrument ID..: I8		MDL.....: 0.035		
Selenium	**4.5 B**	**5.0**	**ug/L**	**SW846 6020**	**08/25-09/03/08**	**KVLGM1CN**
		Dilution Factor: 1		Analysis Time..: 17:38	Analyst ID.....: 002260	
		Instrument ID..: I8		MDL.....: 0.14		
Thallium	ND	1.0	ug/L	SW846 6020	08/25-09/04/08	KVLGM1CQ
		Dilution Factor: 1		Analysis Time..: 11:34	Analyst ID.....: 001637	
		Instrument ID..: I8		MDL.....: 0.11		
Vanadium	**39.7**	**20.0**	**ug/L**	**SW846 6020**	**08/25-09/03/08**	**KVLGM1CR**
		Dilution Factor: 1		Analysis Time..: 17:38	Analyst ID.....: 002260	
		Instrument ID..: I8		MDL.....: 0.46		
Zinc	**243 J**	**20.0**	**ug/L**	**SW846 6020**	**08/25-09/03/08**	**KVLGM1CT**
		Dilution Factor: 1		Analysis Time..: 17:38	Analyst ID.....: 002260	
		Instrument ID..: I8		MDL.....: 0.20		
Magnesium	**50700 J**	**1000**	**ug/L**	**SW846 6020**	**08/25-09/03/08**	**KVLGM1D4**
		Dilution Factor: 1		Analysis Time..: 17:38	Analyst ID.....: 002260	
		Instrument ID..: I8		MDL.....: 2.2		

(Continued on next page)

Tetra Tech NUS, Inc

Client Sample ID: DMW-16S-082108

TOTAL Metals

Lot-Sample #...: A8H220130-005 **Matrix.....:** WG

PARAMETER	RESULT	REPORTING LIMIT	UNITS	METHOD	PREPARATION-ANALYSIS DATE	WORK ORDER #
Mercury	ND	0.20	ug/L	SW846 7470A	08/25-08/27/08	KVLGM1CW
		Dilution Factor: 1		Analysis Time..: 09:52	Analyst ID.....: 002260	
		Instrument ID..: H1		MDL.....: 0.10		

NOTE(S):

B Estimated result. Result is less than RL.

J Method blank contamination. The associated method blank contains the target analyte at a reportable level.

Tetra Tech NUS, Inc

Client Sample ID: DMW-2S-082108

TOTAL Metals

Lot-Sample #...: A8H220130-006 Matrix.....: WG
Date Sampled...: 08/21/08 15:10 Date Received..: 08/22/08

PARAMETER	RESULT	REPORTING LIMIT	UNITS	METHOD	PREPARATION-ANALYSIS DATE	WORK ORDER #
Prep Batch #...: 8238015						
Silver	ND	1.0	ug/L	SW846 6020	08/25-09/03/08	KVLHC1CP
		Dilution Factor: 1		Analysis Time..: 17:55	Analyst ID.....: 002260	
		Instrument ID..: I8		MDL.....: 0.0026		
Arsenic	**12.6**	**5.0**	**ug/L**	**SW846 6020**	**08/25-09/03/08**	**KVLHC1AA**
		Dilution Factor: 1		Analysis Time..: 17:55	Analyst ID.....: 002260	
		Instrument ID..: I8		MDL.....: 0.13		
Barium	**15.1 J**	**1.0**	**ug/L**	**SW846 6020**	**08/25-09/03/08**	**KVLHC1AC**
		Dilution Factor: 1		Analysis Time..: 17:55	Analyst ID.....: 002260	
		Instrument ID..: I8		MDL.....: 0.014		
Beryllium	**4.7**	**1.0**	**ug/L**	**SW846 6020**	**08/25-09/03/08**	**KVLHC1AD**
		Dilution Factor: 1		Analysis Time..: 17:55	Analyst ID.....: 002260	
		Instrument ID..: I8		MDL.....: 0.012		
Cadmium	**237**	**1.0**	**ug/L**	**SW846 6020**	**08/25-09/03/08**	**KVLHC1AE**
		Dilution Factor: 1		Analysis Time..: 17:55	Analyst ID.....: 002260	
		Instrument ID..: I8		MDL.....: 0.0061		
Cobalt	**244 J**	**1.0**	**ug/L**	**SW846 6020**	**08/25-09/03/08**	**KVLHC1AF**
		Dilution Factor: 1		Analysis Time..: 17:55	Analyst ID.....: 002260	
		Instrument ID..: I8		MDL.....: 0.0041		
Chromium	**4.0 J**	**2.0**	**ug/L**	**SW846 6020**	**08/25-09/03/08**	**KVLHC1CU**
		Dilution Factor: 1		Analysis Time..: 17:55	Analyst ID.....: 002260	
		Instrument ID..: I8		MDL.....: 0.069		
Copper	**50.8 J**	**2.0**	**ug/L**	**SW846 6020**	**08/25-09/03/08**	**KVLHC1AG**
		Dilution Factor: 1		Analysis Time..: 17:55	Analyst ID.....: 002260	
		Instrument ID..: I8		MDL.....: 0.051		
Iron	**66.6 J**	**50.0**	**ug/L**	**SW846 6020**	**08/25-09/04/08**	**KVLHC1AH**
		Dilution Factor: 1		Analysis Time..: 11:43	Analyst ID.....: 001637	
		Instrument ID..: I8		MDL.....: 1.1		
Manganese	**6350 J**	**1.0**	**ug/L**	**SW846 6020**	**08/25-09/03/08**	**KVLHC1AK**
		Dilution Factor: 1		Analysis Time..: 17:55	Analyst ID.....: 002260	
		Instrument ID..: I8		MDL.....: 0.027		

(Continued on next page)

Tetra Tech NUS, Inc

Client Sample ID: DMW-2S-082108

TOTAL Metals

Lot-Sample #...: A8H220130-006 Matrix.....: WG

PARAMETER	RESULT	REPORTING LIMIT	UNITS	METHOD	PREPARATION-ANALYSIS DATE	WORK ORDER #
Molybdenum	ND	2.0	ug/L	SW846 6020	08/25-09/03/08	KVLHC1AL
		Dilution Factor: 1		Analysis Time..: 17:55	Analyst ID.....: 002260	
		Instrument ID..: I8		MDL.....: 0.12		
Nickel	**109 J**	**2.0**	**ug/L**	**SW846 6020**	**08/25-09/03/08**	**KVLHC1CM**
		Dilution Factor: 1		Analysis Time..: 17:55	Analyst ID.....: 002260	
		Instrument ID..: I8		MDL.....: 0.053		
Lead	**0.99 B,J**	**1.0**	**ug/L**	**SW846 6020**	**08/25-09/03/08**	**KVLHC1AJ**
		Dilution Factor: 1		Analysis Time..: 17:55	Analyst ID.....: 002260	
		Instrument ID..: I8		MDL.....: 0.018		
Antimony	**0.042 B**	**2.0**	**ug/L**	**SW846 6020**	**08/25-09/03/08**	**KVLHC1A9**
		Dilution Factor: 1		Analysis Time..: 17:55	Analyst ID.....: 002260	
		Instrument ID..: I8		MDL.....: 0.035		
Selenium	**33.8**	**5.0**	**ug/L**	**SW846 6020**	**08/25-09/03/08**	**KVLHC1CN**
		Dilution Factor: 1		Analysis Time..: 17:55	Analyst ID.....: 002260	
		Instrument ID..: I8		MDL.....: 0.14		
Thallium	**0.11 B**	**1.0**	**ug/L**	**SW846 6020**	**08/25-09/04/08**	**KVLHC1CQ**
		Dilution Factor: 1		Analysis Time..: 11:43	Analyst ID.....: 001637	
		Instrument ID..: I8		MDL.....: 0.11		
Vanadium	ND	20.0	ug/L	SW846 6020	08/25-09/03/08	KVLHC1CR
		Dilution Factor: 1		Analysis Time..: 17:55	Analyst ID.....: 002260	
		Instrument ID..: I8		MDL.....: 0.46		
Zinc	**289 J**	**20.0**	**ug/L**	**SW846 6020**	**08/25-09/03/08**	**KVLHC1CT**
		Dilution Factor: 1		Analysis Time..: 17:55	Analyst ID.....: 002260	
		Instrument ID..: I8		MDL.....: 0.20		
Mercury	**0.10 B**	**0.20**	**ug/L**	**SW846 7470A**	**08/25-08/27/08**	**KVLHC1CW**
		Dilution Factor: 1		Analysis Time..: 10:02	Analyst ID.....: 002260	
		Instrument ID..: H1		MDL.....: 0.10		

NOTE(S):

J Method blank contamination. The associated method blank contains the target analyte at a reportable level.

B Estimated result. Result is less than RL.

Tetra Tech NUS, Inc

Client Sample ID: DMW-4D-082508

TOTAL Metals

Lot-Sample #...: A8H260119-004 **Matrix.....:** WG
Date Sampled...: 08/25/08 12:13 **Date Received..:** 08/26/08

PARAMETER	RESULT	REPORTING LIMIT	UNITS	METHOD	PREPARATION-ANALYSIS DATE	WORK ORDER #
Prep Batch #...: 8240011						
Magnesium	**55900 J**	**1000**	**ug/L**	**SW846 6020**	**08/27-09/04/08**	**KVRCD1CW**
		Dilution Factor: 1		Analysis Time..: 13:23	Analyst ID.....: 001637	
		Instrument ID..: I8		MDL.....: 2.2		
Silver	**0.0050 B**	**1.0**	**ug/L**	**SW846 6020**	**08/27-09/04/08**	**KVRCD1A4**
		Dilution Factor: 1		Analysis Time..: 13:23	Analyst ID.....: 001637	
		Instrument ID..: I8		MDL.....: 0.0026		
Arsenic	**19.8**	**5.0**	**ug/L**	**SW846 6020**	**08/27-09/04/08**	**KVRCD1AP**
		Dilution Factor: 1		Analysis Time..: 13:23	Analyst ID.....: 001637	
		Instrument ID..: I8		MDL.....: 0.13		
Barium	**20.6 J**	**1.0**	**ug/L**	**SW846 6020**	**08/27-09/04/08**	**KVRCD1AQ**
		Dilution Factor: 1		Analysis Time..: 13:23	Analyst ID.....: 001637	
		Instrument ID..: I8		MDL.....: 0.014		
Beryllium	**3.8**	**1.0**	**ug/L**	**SW846 6020**	**08/27-09/04/08**	**KVRCD1AR**
		Dilution Factor: 1		Analysis Time..: 13:23	Analyst ID.....: 001637	
		Instrument ID..: I8		MDL.....: 0.012		
Cadmium	**21.8**	**1.0**	**ug/L**	**SW846 6020**	**08/27-09/04/08**	**KVRCD1AT**
		Dilution Factor: 1		Analysis Time..: 13:23	Analyst ID.....: 001637	
		Instrument ID..: I8		MDL.....: 0.0061		
Cobalt	**143**	**1.0**	**ug/L**	**SW846 6020**	**08/27-09/04/08**	**KVRCD1AU**
		Dilution Factor: 1		Analysis Time..: 13:23	Analyst ID.....: 001637	
		Instrument ID..: I8		MDL.....: 0.0041		
Chromium	**5.1 J**	**2.0**	**ug/L**	**SW846 6020**	**08/27-09/04/08**	**KVRCD1A8**
		Dilution Factor: 1		Analysis Time..: 13:23	Analyst ID.....: 001637	
		Instrument ID..: I8		MDL.....: 0.069		
Copper	**59.1 J**	**2.0**	**ug/L**	**SW846 6020**	**08/27-09/04/08**	**KVRCD1AV**
		Dilution Factor: 1		Analysis Time..: 13:23	Analyst ID.....: 001637	
		Instrument ID..: I8		MDL.....: 0.051		
Iron	**976 J**	**50.0**	**ug/L**	**SW846 6020**	**08/27-09/04/08**	**KVRCD1AW**
		Dilution Factor: 1		Analysis Time..: 13:23	Analyst ID.....: 001637	
		Instrument ID..: I8		MDL.....: 1.1		

(Continued on next page)

Tetra Tech NUS, Inc

Client Sample ID: DMW-4D-082508

TOTAL Metals

Lot-Sample #...: A8H260119-004 **Matrix.....:** WG

PARAMETER	RESULT	REPORTING LIMIT	UNITS	METHOD	PREPARATION-ANALYSIS DATE	WORK ORDER #
Manganese	**5210 J**	**1.0**	**ug/L**	**SW846 6020**	**08/27-09/04/08**	**KVRCD1A0**
		Dilution Factor: 1		Analysis Time..: 13:23	Analyst ID.....: 001637	
		Instrument ID..: I8		MDL.....: 0.027		
Molybdenum	ND	2.0	ug/L	SW846 6020	08/27-09/04/08	KVRCD1A1
		Dilution Factor: 1		Analysis Time..: 13:23	Analyst ID.....: 001637	
		Instrument ID..: I8		MDL.....: 0.12		
Nickel	**104**	**2.0**	**ug/L**	**SW846 6020**	**08/27-09/04/08**	**KVRCD1A2**
		Dilution Factor: 1		Analysis Time..: 13:23	Analyst ID.....: 001637	
		Instrument ID..: I8		MDL.....: 0.053		
Lead	**2.0 J**	**1.0**	**ug/L**	**SW846 6020**	**08/27-09/04/08**	**KVRCD1AX**
		Dilution Factor: 1		Analysis Time..: 13:23	Analyst ID.....: 001637	
		Instrument ID..: I8		MDL.....: 0.018		
Antimony	ND	2.0	ug/L	SW846 6020	08/27-09/04/08	KVRCD1AN
		Dilution Factor: 1		Analysis Time..: 13:23	Analyst ID.....: 001637	
		Instrument ID..: I8		MDL.....: 0.035		
Vanadium	**2.6 B**	**20.0**	**ug/L**	**SW846 6020**	**08/27-09/04/08**	**KVRCD1A6**
		Dilution Factor: 1		Analysis Time..: 13:23	Analyst ID.....: 001637	
		Instrument ID..: I8		MDL.....: 0.46		
Zinc	**333 J**	**20.0**	**ug/L**	**SW846 6020**	**08/27-09/04/08**	**KVRCD1A7**
		Dilution Factor: 1		Analysis Time..: 13:23	Analyst ID.....: 001637	
		Instrument ID..: I8		MDL.....: 0.20		
Mercury	**1.9 J**	**0.20**	**ug/L**	**SW846 7470A**	**08/27/08**	**KVRCD1A9**
		Dilution Factor: 1		Analysis Time..: 16:36	Analyst ID.....: 002260	
		Instrument ID..: H1		MDL.....: 0.10		
Prep Batch #...: 8252014						
Selenium	**26.7**	**5.0**	**ug/L**	**SW846 6020**	**09/08/08**	**KVRCD2A3**
		Dilution Factor: 1		Analysis Time..: 22:24	Analyst ID.....: 001637	
		Instrument ID..: I8		MDL.....: 0.14		
Thallium	**0.23 B**	**1.0**	**ug/L**	**SW846 6020**	**09/08/08**	**KVRCD2A5**
		Dilution Factor: 1		Analysis Time..: 22:24	Analyst ID.....: 001637	
		Instrument ID..: I8		MDL.....: 0.11		

(Continued on next page)

Tetra Tech NUS, Inc

Client Sample ID: DMW-4D-082508

TOTAL Metals

Lot-Sample #...: A8H260119-004 **Matrix.....:** WG

PARAMETER	RESULT	REPORTING LIMIT	UNITS	METHOD	PREPARATION-ANALYSIS DATE	WORK ORDER #
Calcium	**62700 J**	**1000**	**ug/L**	**SW846 6020**	**09/08/08**	**KVRCD2CV**
		Dilution Factor: 1		Analysis Time..: 22:24	Analyst ID.....: 001637	
		Instrument ID..: I8		MDL.....: 6.3		

NOTE(S):

J Method blank contamination. The associated method blank contains the target analyte at a reportable level.

B Estimated result. Result is less than RL.

Tetra Tech NUS, Inc

Client Sample ID: DMW-4I-082508

TOTAL Metals

Lot-Sample #...: A8H260119-002 **Matrix.....:** WG
Date Sampled...: 08/25/08 10:57 **Date Received..:** 08/26/08

PARAMETER	RESULT	REPORTING LIMIT	UNITS	METHOD	PREPARATION-ANALYSIS DATE	WORK ORDER #
Prep Batch #...: 8240011						
Magnesium	**72200 J**	**1000**	**ug/L**	**SW846 6020**	**08/27-09/04/08**	**KVRA61D6**
		Dilution Factor: 1		Analysis Time..: 12:43	Analyst ID.....: 001637	
		Instrument ID..: I8		MDL.....: 2.2		
Silver	**0.35 B**	**1.0**	**ug/L**	**SW846 6020**	**08/27-09/04/08**	**KVRA61AR**
		Dilution Factor: 1		Analysis Time..: 12:43	Analyst ID.....: 001637	
		Instrument ID..: I8		MDL.....: 0.0026		
Arsenic	**41.7**	**5.0**	**ug/L**	**SW846 6020**	**08/27-09/04/08**	**KVRA61AD**
		Dilution Factor: 1		Analysis Time..: 12:43	Analyst ID.....: 001637	
		Instrument ID..: I8		MDL.....: 0.13		
Barium	**21.5 J**	**1.0**	**ug/L**	**SW846 6020**	**08/27-09/04/08**	**KVRA61AE**
		Dilution Factor: 1		Analysis Time..: 12:43	Analyst ID.....: 001637	
		Instrument ID..: I8		MDL.....: 0.014		
Beryllium	**9.3**	**1.0**	**ug/L**	**SW846 6020**	**08/27-09/04/08**	**KVRA61AF**
		Dilution Factor: 1		Analysis Time..: 12:43	Analyst ID.....: 001637	
		Instrument ID..: I8		MDL.....: 0.012		
Cadmium	**56.6**	**1.0**	**ug/L**	**SW846 6020**	**08/27-09/04/08**	**KVRA61AG**
		Dilution Factor: 1		Analysis Time..: 12:43	Analyst ID.....: 001637	
		Instrument ID..: I8		MDL.....: 0.0061		
Cobalt	**140**	**1.0**	**ug/L**	**SW846 6020**	**08/27-09/04/08**	**KVRA61AH**
		Dilution Factor: 1		Analysis Time..: 12:43	Analyst ID.....: 001637	
		Instrument ID..: I8		MDL.....: 0.0041		
Chromium	**70.3 J**	**2.0**	**ug/L**	**SW846 6020**	**08/27-09/04/08**	**KVRA61AW**
		Dilution Factor: 1		Analysis Time..: 12:43	Analyst ID.....: 001637	
		Instrument ID..: I8		MDL.....: 0.069		
Copper	**142 J**	**2.0**	**ug/L**	**SW846 6020**	**08/27-09/04/08**	**KVRA61AJ**
		Dilution Factor: 1		Analysis Time..: 12:43	Analyst ID.....: 001637	
		Instrument ID..: I8		MDL.....: 0.051		
Iron	**10200 J**	**50.0**	**ug/L**	**SW846 6020**	**08/27-09/04/08**	**KVRA61AK**
		Dilution Factor: 1		Analysis Time..: 12:43	Analyst ID.....: 001637	
		Instrument ID..: I8		MDL.....: 1.1		

(Continued on next page)

Tetra Tech NUS, Inc

Client Sample ID: DMW-4I-082508

TOTAL Metals

Lot-Sample #...: A8H260119-002 Matrix.....: WG

PARAMETER	RESULT	REPORTING LIMIT	UNITS	METHOD	PREPARATION-ANALYSIS DATE	WORK ORDER #
Manganese	**6820 J**	**1.0**	**ug/L**	**SW846 6020**	**08/27-09/04/08**	**KVRA61AM**
		Dilution Factor: 1		Analysis Time..: 12:43	Analyst ID.....: 001637	
		Instrument ID..: I8		MDL.....: 0.027		
Molybdenum	2.2	2.0	ug/L	SW846 6020	08/27-09/04/08	KVRA61AN
		Dilution Factor: 1		Analysis Time..: 12:43	Analyst ID.....: 001637	
		Instrument ID..: I8		MDL.....: 0.12		
Nickel	113	2.0	ug/L	SW846 6020	08/27-09/04/08	KVRA61AP
		Dilution Factor: 1		Analysis Time..: 12:43	Analyst ID.....: 001637	
		Instrument ID..: I8		MDL.....: 0.053		
Lead	13.5 J	1.0	ug/L	SW846 6020	08/27-09/04/08	KVRA61AL
		Dilution Factor: 1		Analysis Time..: 12:43	Analyst ID.....: 001637	
		Instrument ID..: I8		MDL.....: 0.018		
Antimony	0.53 B	2.0	ug/L	SW846 6020	08/27-09/04/08	KVRA61AC
		Dilution Factor: 1		Analysis Time..: 12:43	Analyst ID.....: 001637	
		Instrument ID..: I8		MDL.....: 0.035		
Vanadium	66.9	20.0	ug/L	SW846 6020	08/27-09/04/08	KVRA61AU
		Dilution Factor: 1		Analysis Time..: 12:43	Analyst ID.....: 001637	
		Instrument ID..: I8		MDL.....: 0.46		
Zinc	419 J	20.0	ug/L	SW846 6020	08/27-09/04/08	KVRA61AV
		Dilution Factor: 1		Analysis Time..: 12:43	Analyst ID.....: 001637	
		Instrument ID..: I8		MDL.....: 0.20		
Mercury	0.17 B,J	0.20	ug/L	SW846 7470A	08/27/08	KVRA61AX
		Dilution Factor: 1		Analysis Time..: 16:27	Analyst ID.....: 002260	
		Instrument ID..: H1		MDL.....: 0.10		
Prep Batch #...: 8252014						
Selenium	30.4	5.0	ug/L	SW846 6020	09/08/08	KVRA62AQ
		Dilution Factor: 1		Analysis Time..: 21:48	Analyst ID.....: 001637	
		Instrument ID..: I8		MDL.....: 0.14		
Thallium	0.50 B	1.0	ug/L	SW846 6020	09/08/08	KVRA62AT
		Dilution Factor: 1		Analysis Time..: 21:48	Analyst ID.....: 001637	
		Instrument ID..: I8		MDL.....: 0.11		

(Continued on next page)

Tetra Tech NUS, Inc

Client Sample ID: DMW-4I-082508

TOTAL Metals

Lot-Sample #...: A8H260119-002 **Matrix.....:** WG

PARAMETER	RESULT	REPORTING LIMIT	UNITS	METHOD	PREPARATION-ANALYSIS DATE	WORK ORDER #
Calcium	**115000 J**	**1000**	**ug/L**	**SW846 6020**	**09/08/08**	**KVRA62D5**
		Dilution Factor: 1		Analysis Time..: 21:48	Analyst ID.....: 001637	
		Instrument ID..: I8		MDL.....: 6.3		

NOTE(S):

J Method blank contamination. The associated method blank contains the target analyte at a reportable level.

B Estimated result. Result is less than RL.

Tetra Tech NUS, Inc

Client Sample ID: DMW-4S-082508

TOTAL Metals

Lot-Sample #...: A8H260119-006 **Matrix.....:** WG
Date Sampled...: 08/25/08 14:45 **Date Received..:** 08/26/08

PARAMETER	RESULT	REPORTING LIMIT	UNITS	METHOD	PREPARATION-ANALYSIS DATE	WORK ORDER #
Prep Batch #...: 8240011						
Magnesium	**64100 J**	**1000**	**ug/L**	**SW846 6020**	**08/27-09/04/08**	**KVRCJ1CW**
		Dilution Factor: 1		Analysis Time..: 13:41	Analyst ID.....: 001637	
		Instrument ID..: I8		MDL.....: 2.2		
Silver	ND	1.0	ug/L	SW846 6020	08/27-09/04/08	KVRCJ1A4
		Dilution Factor: 1		Analysis Time..: 13:41	Analyst ID.....: 001637	
		Instrument ID..: I8		MDL.....: 0.0026		
Arsenic	**4.1 B**	**5.0**	**ug/L**	**SW846 6020**	**08/27-09/04/08**	**KVRCJ1AP**
		Dilution Factor: 1		Analysis Time..: 13:41	Analyst ID.....: 001637	
		Instrument ID..: I8		MDL.....: 0.13		
Barium	**11.5 J**	**1.0**	**ug/L**	**SW846 6020**	**08/27-09/04/08**	**KVRCJ1AQ**
		Dilution Factor: 1		Analysis Time..: 13:41	Analyst ID.....: 001637	
		Instrument ID..: I8		MDL.....: 0.014		
Beryllium	**1.2**	**1.0**	**ug/L**	**SW846 6020**	**08/27-09/04/08**	**KVRCJ1AR**
		Dilution Factor: 1		Analysis Time..: 13:41	Analyst ID.....: 001637	
		Instrument ID..: I8		MDL.....: 0.012		
Cadmium	**24.8**	**1.0**	**ug/L**	**SW846 6020**	**08/27-09/04/08**	**KVRCJ1AT**
		Dilution Factor: 1		Analysis Time..: 13:41	Analyst ID.....: 001637	
		Instrument ID..: I8		MDL.....: 0.0061		
Cobalt	**72.4**	**1.0**	**ug/L**	**SW846 6020**	**08/27-09/04/08**	**KVRCJ1AU**
		Dilution Factor: 1		Analysis Time..: 13:41	Analyst ID.....: 001637	
		Instrument ID..: I8		MDL.....: 0.0041		
Chromium	**4.4 J**	**2.0**	**ug/L**	**SW846 6020**	**08/27-09/04/08**	**KVRCJ1A8**
		Dilution Factor: 1		Analysis Time..: 13:41	Analyst ID.....: 001637	
		Instrument ID..: I8		MDL.....: 0.069		
Copper	**14.2 J**	**2.0**	**ug/L**	**SW846 6020**	**08/27-09/04/08**	**KVRCJ1AV**
		Dilution Factor: 1		Analysis Time..: 13:41	Analyst ID.....: 001637	
		Instrument ID..: I8		MDL.....: 0.051		
Iron	**40800 J**	**50.0**	**ug/L**	**SW846 6020**	**08/27-09/04/08**	**KVRCJ1AW**
		Dilution Factor: 1		Analysis Time..: 13:41	Analyst ID.....: 001637	
		Instrument ID..: I8		MDL.....: 1.1		

(Continued on next page)

Tetra Tech NUS, Inc

Client Sample ID: DMW-4S-082508

TOTAL Metals

Lot-Sample #...: A8H260119-006 **Matrix.....:** WG

PARAMETER	RESULT	REPORTING LIMIT	UNITS	METHOD	PREPARATION-ANALYSIS DATE	WORK ORDER #
Manganese	**6160 J**	**1.0**	**ug/L**	**SW846 6020**	**08/27-09/04/08**	**KVRCJ1A0**
		Dilution Factor: 1		Analysis Time..: 13:41	Analyst ID.....: 001637	
		Instrument ID..: I8		MDL.....: 0.027		
Molybdenum	ND	2.0	ug/L	SW846 6020	08/27-09/04/08	KVRCJ1A1
		Dilution Factor: 1		Analysis Time..: 13:41	Analyst ID.....: 001637	
		Instrument ID..: I8		MDL.....: 0.12		
Nickel	**33.4**	**2.0**	**ug/L**	**SW846 6020**	**08/27-09/04/08**	**KVRCJ1A2**
		Dilution Factor: 1		Analysis Time..: 13:41	Analyst ID.....: 001637	
		Instrument ID..: I8		MDL.....: 0.053		
Lead	**2.9 J**	**1.0**	**ug/L**	**SW846 6020**	**08/27-09/04/08**	**KVRCJ1AX**
		Dilution Factor: 1		Analysis Time..: 13:41	Analyst ID.....: 001637	
		Instrument ID..: I8		MDL.....: 0.018		
Antimony	ND	2.0	ug/L	SW846 6020	08/27-09/04/08	KVRCJ1AN
		Dilution Factor: 1		Analysis Time..: 13:41	Analyst ID.....: 001637	
		Instrument ID..: I8		MDL.....: 0.035		
Vanadium	**2.6 B**	**20.0**	**ug/L**	**SW846 6020**	**08/27-09/04/08**	**KVRCJ1A6**
		Dilution Factor: 1		Analysis Time..: 13:41	Analyst ID.....: 001637	
		Instrument ID..: I8		MDL.....: 0.46		
Zinc	**146 J**	**20.0**	**ug/L**	**SW846 6020**	**08/27-09/04/08**	**KVRCJ1A7**
		Dilution Factor: 1		Analysis Time..: 13:41	Analyst ID.....: 001637	
		Instrument ID..: I8		MDL.....: 0.20		
Mercury	ND	0.20	ug/L	SW846 7470A	08/27/08	KVRCJ1A9
		Dilution Factor: 1		Analysis Time..: 16:38	Analyst ID.....: 002260	
		Instrument ID..: H1		MDL.....: 0.10		
Prep Batch #...: 8252014						
Selenium	**3.4 B**	**5.0**	**ug/L**	**SW846 6020**	**09/08/08**	**KVRCJ2A3**
		Dilution Factor: 1		Analysis Time..: 22:41	Analyst ID.....: 001637	
		Instrument ID..: I8		MDL.....: 0.14		
Thallium	ND	1.0	ug/L	SW846 6020	09/08/08	KVRCJ2A5
		Dilution Factor: 1		Analysis Time..: 22:41	Analyst ID.....: 001637	
		Instrument ID..: I8		MDL.....: 0.11		

(Continued on next page)

Tetra Tech NUS, Inc

Client Sample ID: DMW-4S-082508

TOTAL Metals

Lot-Sample #...: A8H260119-006 **Matrix.....:** WG

PARAMETER	RESULT	REPORTING LIMIT	UNITS	METHOD	PREPARATION-ANALYSIS DATE	WORK ORDER #
Calcium	**85300 J**	**1000**	**ug/L**	**SW846 6020**	**09/08/08**	**KVRCJ2CV**
		Dilution Factor: 1		Analysis Time..: 22:41	Analyst ID.....: 001637	
		Instrument ID..: I8		MDL.....: 6.3		

NOTE(S):

J Method blank contamination. The associated method blank contains the target analyte at a reportable level.

B Estimated result. Result is less than RL.

Tetra Tech NUS, Inc

Client Sample ID: DMW-5D-082108

TOTAL Metals

Lot-Sample #...: A8H220130-004 **Matrix.....:** WG
Date Sampled...: 08/21/08 13:05 **Date Received..:** 08/22/08

PARAMETER	RESULT	REPORTING LIMIT	UNITS	METHOD	PREPARATION-ANALYSIS DATE	WORK ORDER #
Prep Batch #...: 8238015						
Silver	ND	1.0	ug/L	SW846 6020	08/25-09/03/08	KVLGG1CP
		Dilution Factor: 1		Analysis Time..: 17:30	Analyst ID.....: 002260	
		Instrument ID..: I8		MDL.....: 0.0026		
Arsenic	ND	5.0	ug/L	SW846 6020	08/25-09/03/08	KVLGG1AA
		Dilution Factor: 1		Analysis Time..: 17:30	Analyst ID.....: 002260	
		Instrument ID..: I8		MDL.....: 0.13		
Barium	**10.1 J**	**1.0**	**ug/L**	**SW846 6020**	**08/25-09/03/08**	**KVLGG1AC**
		Dilution Factor: 1		Analysis Time..: 17:30	Analyst ID.....: 002260	
		Instrument ID..: I8		MDL.....: 0.014		
Beryllium	**0.12 B**	**1.0**	**ug/L**	**SW846 6020**	**08/25-09/03/08**	**KVLGG1AD**
		Dilution Factor: 1		Analysis Time..: 17:30	Analyst ID.....: 002260	
		Instrument ID..: I8		MDL.....: 0.012		
Cadmium	**0.044 B**	**1.0**	**ug/L**	**SW846 6020**	**08/25-09/03/08**	**KVLGG1AE**
		Dilution Factor: 1		Analysis Time..: 17:30	Analyst ID.....: 002260	
		Instrument ID..: I8		MDL.....: 0.0061		
Cobalt	**4.1 J**	**1.0**	**ug/L**	**SW846 6020**	**08/25-09/03/08**	**KVLGG1AF**
		Dilution Factor: 1		Analysis Time..: 17:30	Analyst ID.....: 002260	
		Instrument ID..: I8		MDL.....: 0.0041		
Chromium	**0.52 B,J**	**2.0**	**ug/L**	**SW846 6020**	**08/25-09/03/08**	**KVLGG1CU**
		Dilution Factor: 1		Analysis Time..: 17:30	Analyst ID.....: 002260	
		Instrument ID..: I8		MDL.....: 0.069		
Copper	**1.2 B,J**	**2.0**	**ug/L**	**SW846 6020**	**08/25-09/03/08**	**KVLGG1AG**
		Dilution Factor: 1		Analysis Time..: 17:30	Analyst ID.....: 002260	
		Instrument ID..: I8		MDL.....: 0.051		
Iron	**30.5 B,J**	**50.0**	**ug/L**	**SW846 6020**	**08/25-09/03/08**	**KVLGG1AH**
		Dilution Factor: 1		Analysis Time..: 17:30	Analyst ID.....: 002260	
		Instrument ID..: I8		MDL.....: 1.1		
Manganese	**24.2 J**	**1.0**	**ug/L**	**SW846 6020**	**08/25-09/03/08**	**KVLGG1AK**
		Dilution Factor: 1		Analysis Time..: 17:30	Analyst ID.....: 002260	
		Instrument ID..: I8		MDL.....: 0.027		

(Continued on next page)

Tetra Tech NUS, Inc

Client Sample ID: DMW-5D-082108

TOTAL Metals

Lot-Sample #...: A8H220130-004 Matrix.....: WG

PARAMETER	RESULT	REPORTING LIMIT	UNITS	METHOD	PREPARATION-ANALYSIS DATE	WORK ORDER #
Molybdenum	ND	2.0	ug/L	SW846 6020	08/25-09/03/08	KVLGG1AL
		Dilution Factor: 1		Analysis Time..: 17:30	Analyst ID.....: 002260	
		Instrument ID..: I8		MDL.....: 0.12		
Nickel	**5.7 J**	**2.0**	**ug/L**	**SW846 6020**	**08/25-09/03/08**	**KVLGG1CM**
		Dilution Factor: 1		Analysis Time..: 17:30	Analyst ID.....: 002260	
		Instrument ID..: I8		MDL.....: 0.053		
Lead	**0.026 B,J**	**1.0**	**ug/L**	**SW846 6020**	**08/25-09/03/08**	**KVLGG1AJ**
		Dilution Factor: 1		Analysis Time..: 17:30	Analyst ID.....: 002260	
		Instrument ID..: I8		MDL.....: 0.018		
Antimony	**0.069 B**	**2.0**	**ug/L**	**SW846 6020**	**08/25-09/03/08**	**KVLGG1A9**
		Dilution Factor: 1		Analysis Time..: 17:30	Analyst ID.....: 002260	
		Instrument ID..: I8		MDL.....: 0.035		
Selenium	**0.20 B**	**5.0**	**ug/L**	**SW846 6020**	**08/25-09/03/08**	**KVLGG1CN**
		Dilution Factor: 1		Analysis Time..: 17:30	Analyst ID.....: 002260	
		Instrument ID..: I8		MDL.....: 0.14		
Thallium	ND	1.0	ug/L	SW846 6020	08/25-09/04/08	KVLGG1CQ
		Dilution Factor: 1		Analysis Time..: 11:25	Analyst ID.....: 001637	
		Instrument ID..: I8		MDL.....: 0.11		
Vanadium	ND	20.0	ug/L	SW846 6020	08/25-09/03/08	KVLGG1CR
		Dilution Factor: 1		Analysis Time..: 17:30	Analyst ID.....: 002260	
		Instrument ID..: I8		MDL.....: 0.46		
Zinc	**16.3 B,J**	**20.0**	**ug/L**	**SW846 6020**	**08/25-09/03/08**	**KVLGG1CT**
		Dilution Factor: 1		Analysis Time..: 17:30	Analyst ID.....: 002260	
		Instrument ID..: I8		MDL.....: 0.20		
Mercury	ND	0.20	ug/L	SW846 7470A	08/25-08/27/08	KVLGG1CW
		Dilution Factor: 1		Analysis Time..: 09:47	Analyst ID.....: 002260	
		Instrument ID..: H1		MDL.....: 0.10		

NOTE(S):

J Method blank contamination. The associated method blank contains the target analyte at a reportable level.

B Estimated result. Result is less than RL.

Tetra Tech NUS, Inc

Client Sample ID: DMW-5I-082608

TOTAL Metals

Lot-Sample #...: A8H270116-002 Matrix.....: WG
Date Sampled...: 08/26/08 10:37 Date Received..: 08/27/08

PARAMETER	RESULT	REPORTING LIMIT	UNITS	METHOD	PREPARATION-ANALYSIS DATE	WORK ORDER #
Prep Batch #...: 8241017						
Silver	ND	1.0	ug/L	SW846 6020	08/28-08/30/08	KVVGX1C8
		Dilution Factor: 1		Analysis Time..: 05:28	Analyst ID.....: 002260	
		Instrument ID..: I8		MDL.....: 0.0026		
Arsenic	**14.0**	**5.0**	**ug/L**	**SW846 6020**	**08/28-08/30/08**	**KVVGX1CU**
		Dilution Factor: 1		Analysis Time..: 05:28	Analyst ID.....: 002260	
		Instrument ID..: I8		MDL.....: 0.13		
Barium	**15.9 J**	**1.0**	**ug/L**	**SW846 6020**	**08/28-08/30/08**	**KVVGX1CV**
		Dilution Factor: 1		Analysis Time..: 05:28	Analyst ID.....: 002260	
		Instrument ID..: I8		MDL.....: 0.014		
Beryllium	**2.4**	**1.0**	**ug/L**	**SW846 6020**	**08/28-09/02/08**	**KVVGX1CW**
		Dilution Factor: 1		Analysis Time..: 22:24	Analyst ID.....: 001637	
		Instrument ID..: I8		MDL.....: 0.012		
Calcium	**76700 J**	**1000**	**ug/L**	**SW846 6020**	**08/28-08/30/08**	**KVVGX1DE**
		Dilution Factor: 1		Analysis Time..: 05:28	Analyst ID.....: 002260	
		Instrument ID..: I8		MDL.....: 6.3		
Cadmium	**23.3 J**	**1.0**	**ug/L**	**SW846 6020**	**08/28-08/30/08**	**KVVGX1CX**
		Dilution Factor: 1		Analysis Time..: 05:28	Analyst ID.....: 002260	
		Instrument ID..: I8		MDL.....: 0.0061		
Cobalt	**74.5**	**1.0**	**ug/L**	**SW846 6020**	**08/28-08/30/08**	**KVVGX1C0**
		Dilution Factor: 1		Analysis Time..: 05:28	Analyst ID.....: 002260	
		Instrument ID..: I8		MDL.....: 0.0041		
Chromium	**11.9 J**	**2.0**	**ug/L**	**SW846 6020**	**08/28-08/30/08**	**KVVGX1DD**
		Dilution Factor: 1		Analysis Time..: 05:28	Analyst ID.....: 002260	
		Instrument ID..: I8		MDL.....: 0.069		
Copper	**214 J**	**2.0**	**ug/L**	**SW846 6020**	**08/28-08/30/08**	**KVVGX1C1**
		Dilution Factor: 1		Analysis Time..: 05:28	Analyst ID.....: 002260	
		Instrument ID..: I8		MDL.....: 0.051		
Iron	**32600 J**	**50.0**	**ug/L**	**SW846 6020**	**08/28-08/30/08**	**KVVGX1C2**
		Dilution Factor: 1		Analysis Time..: 05:28	Analyst ID.....: 002260	
		Instrument ID..: I8		MDL.....: 1.1		

(Continued on next page)

Tetra Tech NUS, Inc

Client Sample ID: DMW-5I-082608

TOTAL Metals

Lot-Sample #...: A8H270116-002 Matrix.....: WG

PARAMETER	RESULT	REPORTING LIMIT	UNITS	METHOD	PREPARATION-ANALYSIS DATE	WORK ORDER #
Magnesium	43800 J	1000	ug/L	SW846 6020	08/28-09/02/08	KVVGX1DF
		Dilution Factor: 1		Analysis Time..: 22:24	Analyst ID.....: 001637	
		Instrument ID..: I8		MDL.....: 2.2		
Manganese	2580 J	1.0	ug/L	SW846 6020	08/28-09/03/08	KVVGX1C4
		Dilution Factor: 1		Analysis Time..: 11:22	Analyst ID.....: 002260	
		Instrument ID..: I8		MDL.....: 0.027		
Molybdenum	0.82 B	2.0	ug/L	SW846 6020	08/28-08/30/08	KVVGX1C5
		Dilution Factor: 1		Analysis Time..: 05:28	Analyst ID.....: 002260	
		Instrument ID..: I8		MDL.....: 0.12		
Nickel	65.2 J	2.0	ug/L	SW846 6020	08/28-08/30/08	KVVGX1C6
		Dilution Factor: 1		Analysis Time..: 05:28	Analyst ID.....: 002260	
		Instrument ID..: I8		MDL.....: 0.053		
Lead	19.6 J	1.0	ug/L	SW846 6020	08/28-08/30/08	KVVGX1C3
		Dilution Factor: 1		Analysis Time..: 05:28	Analyst ID.....: 002260	
		Instrument ID..: I8		MDL.....: 0.018		
Antimony	0.49 B	2.0	ug/L	SW846 6020	08/28-08/30/08	KVVGX1CT
		Dilution Factor: 1		Analysis Time..: 05:28	Analyst ID.....: 002260	
		Instrument ID..: I8		MDL.....: 0.035		
Selenium	30.5	5.0	ug/L	SW846 6020	08/28-08/30/08	KVVGX1C7
		Dilution Factor: 1		Analysis Time..: 05:28	Analyst ID.....: 002260	
		Instrument ID..: I8		MDL.....: 0.14		
Thallium	0.24 B,J	1.0	ug/L	SW846 6020	08/28-08/30/08	KVVGX1C9
		Dilution Factor: 1		Analysis Time..: 05:28	Analyst ID.....: 002260	
		Instrument ID..: I8		MDL.....: 0.11		
Vanadium	4.9 B	20.0	ug/L	SW846 6020	08/28-08/30/08	KVVGX1DA
		Dilution Factor: 1		Analysis Time..: 05:28	Analyst ID.....: 002260	
		Instrument ID..: I8		MDL.....: 0.46		
Zinc	328 J	20.0	ug/L	SW846 6020	08/28-08/30/08	KVVGX1DC
		Dilution Factor: 1		Analysis Time..: 05:28	Analyst ID.....: 002260	
		Instrument ID..: I8		MDL.....: 0.20		

(Continued on next page)

Tetra Tech NUS, Inc

Client Sample ID: DMW-5I-082608

TOTAL Metals

Lot-Sample #...: A8H270116-002 **Matrix.....:** WG

PARAMETER	RESULT	REPORTING LIMIT	UNITS	METHOD	PREPARATION-ANALYSIS DATE	WORK ORDER #
Mercury	ND	0.20	ug/L	SW846 7470A	08/28-08/29/08	KVVGX1AX
		Dilution Factor: 1		Analysis Time..: 12:13	Analyst ID.....: 001576	
		Instrument ID..: H4		MDL.....: 0.10		

NOTE(S):

J Method blank contamination. The associated method blank contains the target analyte at a reportable level.

B Estimated result. Result is less than RL.

Tetra Tech NUS, Inc

Client Sample ID: DMW-5S-082608

TOTAL Metals

Lot-Sample #...: A8H270116-003 Matrix.....: WG
Date Sampled...: 08/26/08 12:23 Date Received..: 08/27/08

PARAMETER	RESULT	REPORTING LIMIT	UNITS	METHOD	PREPARATION-ANALYSIS DATE	WORK ORDER #
Prep Batch #...: 8241017						
Silver	ND	1.0	ug/L	SW846 6020	08/28-08/30/08	KVVG41C8
		Dilution Factor: 1		Analysis Time..: 05:40	Analyst ID.....: 002260	
		Instrument ID..: I8		MDL.....: 0.0026		
Arsenic	**17.1**	**5.0**	**ug/L**	**SW846 6020**	**08/28-08/30/08**	**KVVG41CU**
		Dilution Factor: 1		Analysis Time..: 05:40	Analyst ID.....: 002260	
		Instrument ID..: I8		MDL.....: 0.13		
Barium	**13.7 J**	**1.0**	**ug/L**	**SW846 6020**	**08/28-08/30/08**	**KVVG41CV**
		Dilution Factor: 1		Analysis Time..: 05:40	Analyst ID.....: 002260	
		Instrument ID..: I8		MDL.....: 0.014		
Beryllium	**4.7**	**1.0**	**ug/L**	**SW846 6020**	**08/28-09/02/08**	**KVVG41CW**
		Dilution Factor: 1		Analysis Time..: 22:43	Analyst ID.....: 001637	
		Instrument ID..: I8		MDL.....: 0.012		
Calcium	**77900 J**	**1000**	**ug/L**	**SW846 6020**	**08/28-08/30/08**	**KVVG41DE**
		Dilution Factor: 1		Analysis Time..: 05:40	Analyst ID.....: 002260	
		Instrument ID..: I8		MDL.....: 6.3		
Cadmium	**4.0 J**	**1.0**	**ug/L**	**SW846 6020**	**08/28-08/30/08**	**KVVG41CX**
		Dilution Factor: 1		Analysis Time..: 05:40	Analyst ID.....: 002260	
		Instrument ID..: I8		MDL.....: 0.0061		
Cobalt	**75.9**	**1.0**	**ug/L**	**SW846 6020**	**08/28-08/30/08**	**KVVG41C0**
		Dilution Factor: 1		Analysis Time..: 05:40	Analyst ID.....: 002260	
		Instrument ID..: I8		MDL.....: 0.0041		
Chromium	**158 J**	**2.0**	**ug/L**	**SW846 6020**	**08/28-08/30/08**	**KVVG41DD**
		Dilution Factor: 1		Analysis Time..: 05:40	Analyst ID.....: 002260	
		Instrument ID..: I8		MDL.....: 0.069		
Copper	**59.7 J**	**2.0**	**ug/L**	**SW846 6020**	**08/28-08/30/08**	**KVVG41C1**
		Dilution Factor: 1		Analysis Time..: 05:40	Analyst ID.....: 002260	
		Instrument ID..: I8		MDL.....: 0.051		
Iron	**25500 J**	**50.0**	**ug/L**	**SW846 6020**	**08/28-08/30/08**	**KVVG41C2**
		Dilution Factor: 1		Analysis Time..: 05:40	Analyst ID.....: 002260	
		Instrument ID..: I8		MDL.....: 1.1		

(Continued on next page)

Tetra Tech NUS, Inc

Client Sample ID: DMW-5S-082608

TOTAL Metals

Lot-Sample #...: A8H270116-003 Matrix.....: WG

PARAMETER	RESULT	REPORTING LIMIT	UNITS	METHOD	PREPARATION-ANALYSIS DATE	WORK ORDER #
Magnesium	53700 J	1000	ug/L	SW846 6020	08/28-09/02/08	KVVG41DF
		Dilution Factor: 1		Analysis Time..: 22:43	Analyst ID.....: 001637	
		Instrument ID..: I8		MDL.....: 2.2		
Manganese	4150 J	1.0	ug/L	SW846 6020	08/28-09/03/08	KVVG41C4
		Dilution Factor: 1		Analysis Time..: 11:51	Analyst ID.....: 002260	
		Instrument ID..: I8		MDL.....: 0.027		
Molybdenum	3.4	2.0	ug/L	SW846 6020	08/28-08/30/08	KVVG41C5
		Dilution Factor: 1		Analysis Time..: 05:40	Analyst ID.....: 002260	
		Instrument ID..: I8		MDL.....: 0.12		
Nickel	64.4 J	2.0	ug/L	SW846 6020	08/28-08/30/08	KVVG41C6
		Dilution Factor: 1		Analysis Time..: 05:40	Analyst ID.....: 002260	
		Instrument ID..: I8		MDL.....: 0.053		
Lead	4.3 J	1.0	ug/L	SW846 6020	08/28-08/30/08	KVVG41C3
		Dilution Factor: 1		Analysis Time..: 05:40	Analyst ID.....: 002260	
		Instrument ID..: I8		MDL.....: 0.018		
Antimony	0.038 B	2.0	ug/L	SW846 6020	08/28-08/30/08	KVVG41CT
		Dilution Factor: 1		Analysis Time..: 05:40	Analyst ID.....: 002260	
		Instrument ID..: I8		MDL.....: 0.035		
Selenium	39.2	5.0	ug/L	SW846 6020	08/28-08/30/08	KVVG41C7
		Dilution Factor: 1		Analysis Time..: 05:40	Analyst ID.....: 002260	
		Instrument ID..: I8		MDL.....: 0.14		
Thallium	0.25 B,J	1.0	ug/L	SW846 6020	08/28-08/30/08	KVVG41C9
		Dilution Factor: 1		Analysis Time..: 05:40	Analyst ID.....: 002260	
		Instrument ID..: I8		MDL.....: 0.11		
Vanadium	8.6 B	20.0	ug/L	SW846 6020	08/28-08/30/08	KVVG41DA
		Dilution Factor: 1		Analysis Time..: 05:40	Analyst ID.....: 002260	
		Instrument ID..: I8		MDL.....: 0.46		
Zinc	211 J	20.0	ug/L	SW846 6020	08/28-08/30/08	KVVG41DC
		Dilution Factor: 1		Analysis Time..: 05:40	Analyst ID.....: 002260	
		Instrument ID..: I8		MDL.....: 0.20		

(Continued on next page)

Tetra Tech NUS, Inc

Client Sample ID: DMW-5S-082608

TOTAL Metals

Lot-Sample #...: A8H270116-003 **Matrix.....:** WG

PARAMETER	RESULT	REPORTING LIMIT	UNITS	METHOD	PREPARATION-ANALYSIS DATE	WORK ORDER #
Mercury	ND	0.20	ug/L	SW846 7470A	08/28-08/29/08	KVVG41A9
		Dilution Factor: 1		Analysis Time..: 12:35	Analyst ID.....: 001576	
		Instrument ID..: H4		MDL.....: 0.10		

NOTE(S):

J Method blank contamination. The associated method blank contains the target analyte at a reportable level.

B Estimated result. Result is less than RL.

Tetra Tech NUS, Inc

Client Sample ID: DMW-6S-082108

TOTAL Metals

Lot-Sample #...: A8H220130-002 Matrix.....: WG
Date Sampled...: 08/21/08 11:30 Date Received..: 08/22/08

PARAMETER	RESULT	REPORTING LIMIT	UNITS	METHOD	PREPARATION-ANALYSIS DATE	WORK ORDER #
Prep Batch #...: 8238015						
Silver	0.025 B	1.0	ug/L	SW846 6020	08/25-09/03/08	KVLF01CD
		Dilution Factor: 1		Analysis Time..: 17:05	Analyst ID.....: 002260	
		Instrument ID..: I8		MDL.....: 0.0026		
Arsenic	6.8	5.0	ug/L	SW846 6020	08/25-09/03/08	KVLF01A0
		Dilution Factor: 1		Analysis Time..: 17:05	Analyst ID.....: 002260	
		Instrument ID..: I8		MDL.....: 0.13		
Barium	52.9 J	1.0	ug/L	SW846 6020	08/25-09/03/08	KVLF01A1
		Dilution Factor: 1		Analysis Time..: 17:05	Analyst ID.....: 002260	
		Instrument ID..: I8		MDL.....: 0.014		
Beryllium	0.043 B	1.0	ug/L	SW846 6020	08/25-09/03/08	KVLF01A2
		Dilution Factor: 1		Analysis Time..: 17:05	Analyst ID.....: 002260	
		Instrument ID..: I8		MDL.....: 0.012		
Cadmium	0.061 B	1.0	ug/L	SW846 6020	08/25-09/03/08	KVLF01A3
		Dilution Factor: 1		Analysis Time..: 17:05	Analyst ID.....: 002260	
		Instrument ID..: I8		MDL.....: 0.0061		
Cobalt	6.4 J	1.0	ug/L	SW846 6020	08/25-09/03/08	KVLF01A4
		Dilution Factor: 1		Analysis Time..: 17:05	Analyst ID.....: 002260	
		Instrument ID..: I8		MDL.....: 0.0041		
Chromium	1.1 B,J	2.0	ug/L	SW846 6020	08/25-09/03/08	KVLF01CH
		Dilution Factor: 1		Analysis Time..: 17:05	Analyst ID.....: 002260	
		Instrument ID..: I8		MDL.....: 0.069		
Copper	0.45 B,J	2.0	ug/L	SW846 6020	08/25-09/03/08	KVLF01A5
		Dilution Factor: 1		Analysis Time..: 17:05	Analyst ID.....: 002260	
		Instrument ID..: I8		MDL.....: 0.051		
Iron	275000 J	50.0	ug/L	SW846 6020	08/25-09/03/08	KVLF01A6
		Dilution Factor: 1		Analysis Time..: 17:05	Analyst ID.....: 002260	
		Instrument ID..: I8		MDL.....: 1.1		
Manganese	2240 J	1.0	ug/L	SW846 6020	08/25-09/03/08	KVLF01A8
		Dilution Factor: 1		Analysis Time..: 17:05	Analyst ID.....: 002260	
		Instrument ID..: I8		MDL.....: 0.027		

(Continued on next page)

Tetra Tech NUS, Inc

Client Sample ID: DMW-6S-082108

TOTAL Metals

Lot-Sample #...: A8H220130-002 Matrix.....: WG

PARAMETER	RESULT	REPORTING LIMIT	UNITS	METHOD	PREPARATION-ANALYSIS DATE	WORK ORDER #
Molybdenum	1.0 B	2.0	ug/L	SW846 6020	08/25-09/03/08	KVLF01A9
		Dilution Factor: 1		Analysis Time..: 17:05	Analyst ID.....: 002260	
		Instrument ID..: I8		MDL.....: 0.12		
Nickel	2.5 J	2.0	ug/L	SW846 6020	08/25-09/03/08	KVLF01CA
		Dilution Factor: 1		Analysis Time..: 17:05	Analyst ID.....: 002260	
		Instrument ID..: I8		MDL.....: 0.053		
Lead	0.28 B,J	1.0	ug/L	SW846 6020	08/25-09/03/08	KVLF01A7
		Dilution Factor: 1		Analysis Time..: 17:05	Analyst ID.....: 002260	
		Instrument ID..: I8		MDL.....: 0.018		
Antimony	0.90 B	2.0	ug/L	SW846 6020	08/25-09/03/08	KVLF01AX
		Dilution Factor: 1		Analysis Time..: 17:05	Analyst ID.....: 002260	
		Instrument ID..: I8		MDL.....: 0.035		
Selenium	1.0 B	5.0	ug/L	SW846 6020	08/25-09/03/08	KVLF01CC
		Dilution Factor: 1		Analysis Time..: 17:05	Analyst ID.....: 002260	
		Instrument ID..: I8		MDL.....: 0.14		
Thallium	0.12 B	1.0	ug/L	SW846 6020	08/25-09/04/08	KVLF01CE
		Dilution Factor: 1		Analysis Time..: 10:30	Analyst ID.....: 001637	
		Instrument ID..: I8		MDL.....: 0.11		
Vanadium	1.0 B	20.0	ug/L	SW846 6020	08/25-09/03/08	KVLF01CF
		Dilution Factor: 1		Analysis Time..: 17:05	Analyst ID.....: 002260	
		Instrument ID..: I8		MDL.....: 0.46		
Zinc	4.0 B,J	20.0	ug/L	SW846 6020	08/25-09/03/08	KVLF01CG
		Dilution Factor: 1		Analysis Time..: 17:05	Analyst ID.....: 002260	
		Instrument ID..: I8		MDL.....: 0.20		
Mercury	ND	0.20	ug/L	SW846 7470A	08/25-08/27/08	KVLF01CK
		Dilution Factor: 1		Analysis Time..: 09:43	Analyst ID.....: 002260	
		Instrument ID..: H1		MDL.....: 0.10		

NOTE(S):

B Estimated result. Result is less than RL.

J Method blank contamination. The associated method blank contains the target analyte at a reportable level.

Tetra Tech NUS, Inc

Client Sample ID: DMW-9D-082208

TOTAL Metals

Lot-Sample #...: A8H230142-003 Matrix.....: WG
Date Sampled...: 08/22/08 12:35 Date Received..: 08/23/08

PARAMETER	RESULT	REPORTING LIMIT	UNITS	METHOD	PREPARATION-ANALYSIS DATE	WORK ORDER #
Prep Batch #...: 8238015						
Silver	ND	1.0	ug/L	SW846 6020	08/25-09/03/08	KVNXT1CP
		Dilution Factor: 1		Analysis Time..: 18:11	Analyst ID.....: 002260	
		Instrument ID..: I8		MDL.....: 0.0026		
Arsenic	**4.4 B**	**5.0**	**ug/L**	**SW846 6020**	**08/25-09/03/08**	**KVNXT1AA**
		Dilution Factor: 1		Analysis Time..: 18:11	Analyst ID.....: 002260	
		Instrument ID..: I8		MDL.....: 0.13		
Barium	**41.9 J**	**1.0**	**ug/L**	**SW846 6020**	**08/25-09/03/08**	**KVNXT1AC**
		Dilution Factor: 1		Analysis Time..: 18:11	Analyst ID.....: 002260	
		Instrument ID..: I8		MDL.....: 0.014		
Beryllium	**0.50 B**	**1.0**	**ug/L**	**SW846 6020**	**08/25-09/03/08**	**KVNXT1AD**
		Dilution Factor: 1		Analysis Time..: 18:11	Analyst ID.....: 002260	
		Instrument ID..: I8		MDL.....: 0.012		
Calcium	**10100 J**	**1000**	**ug/L**	**SW846 6020**	**08/25-09/03/08**	**KVNXT1CV**
		Dilution Factor: 1		Analysis Time..: 18:11	Analyst ID.....: 002260	
		Instrument ID..: I8		MDL.....: 6.3		
Cadmium	**0.10 B**	**1.0**	**ug/L**	**SW846 6020**	**08/25-09/03/08**	**KVNXT1AE**
		Dilution Factor: 1		Analysis Time..: 18:11	Analyst ID.....: 002260	
		Instrument ID..: I8		MDL.....: 0.0061		
Cobalt	**390 J**	**1.0**	**ug/L**	**SW846 6020**	**08/25-09/03/08**	**KVNXT1AF**
		Dilution Factor: 1		Analysis Time..: 18:11	Analyst ID.....: 002260	
		Instrument ID..: I8		MDL.....: 0.0041		
Chromium	**1.8 B,J**	**2.0**	**ug/L**	**SW846 6020**	**08/25-09/03/08**	**KVNXT1CU**
		Dilution Factor: 1		Analysis Time..: 18:11	Analyst ID.....: 002260	
		Instrument ID..: I8		MDL.....: 0.069		
Copper	**6.6 J**	**2.0**	**ug/L**	**SW846 6020**	**08/25-09/03/08**	**KVNXT1AG**
		Dilution Factor: 1		Analysis Time..: 18:11	Analyst ID.....: 002260	
		Instrument ID..: I8		MDL.....: 0.051		
Iron	**17000 J**	**50.0**	**ug/L**	**SW846 6020**	**08/25-09/04/08**	**KVNXT1AH**
		Dilution Factor: 1		Analysis Time..: 12:00	Analyst ID.....: 001637	
		Instrument ID..: I8		MDL.....: 1.1		

(Continued on next page)

Tetra Tech NUS, Inc

Client Sample ID: DMW-9D-082208

TOTAL Metals

Lot-Sample #...: A8H230142-003 Matrix.....: WG

PARAMETER	RESULT	REPORTING LIMIT	UNITS	METHOD	PREPARATION-ANALYSIS DATE	WORK ORDER #
Manganese	**3560 J**	**1.0**	**ug/L**	**SW846 6020**	**08/25-09/03/08**	**KVNXT1AK**
		Dilution Factor: 1		Analysis Time..: 18:11	Analyst ID.....: 002260	
		Instrument ID..: I8		MDL.....: 0.027		
Molybdenum	ND	2.0	ug/L	SW846 6020	08/25-09/03/08	KVNXT1AL
		Dilution Factor: 1		Analysis Time..: 18:11	Analyst ID.....: 002260	
		Instrument ID..: I8		MDL.....: 0.12		
Nickel	**47.0 J**	**2.0**	**ug/L**	**SW846 6020**	**08/25-09/03/08**	**KVNXT1CM**
		Dilution Factor: 1		Analysis Time..: 18:11	Analyst ID.....: 002260	
		Instrument ID..: I8		MDL.....: 0.053		
Lead	**2.8 J**	**1.0**	**ug/L**	**SW846 6020**	**08/25-09/03/08**	**KVNXT1AJ**
		Dilution Factor: 1		Analysis Time..: 18:11	Analyst ID.....: 002260	
		Instrument ID..: I8		MDL.....: 0.018		
Antimony	ND	2.0	ug/L	SW846 6020	08/25-09/03/08	KVNXT1A9
		Dilution Factor: 1		Analysis Time..: 18:11	Analyst ID.....: 002260	
		Instrument ID..: I8		MDL.....: 0.035		
Selenium	**1.2 B**	**5.0**	**ug/L**	**SW846 6020**	**08/25-09/03/08**	**KVNXT1CN**
		Dilution Factor: 1		Analysis Time..: 18:11	Analyst ID.....: 002260	
		Instrument ID..: I8		MDL.....: 0.14		
Thallium	ND	1.0	ug/L	SW846 6020	08/25-09/04/08	KVNXT1CQ
		Dilution Factor: 1		Analysis Time..: 12:00	Analyst ID.....: 001637	
		Instrument ID..: I8		MDL.....: 0.11		
Vanadium	**2.8 B**	**20.0**	**ug/L**	**SW846 6020**	**08/25-09/03/08**	**KVNXT1CR**
		Dilution Factor: 1		Analysis Time..: 18:11	Analyst ID.....: 002260	
		Instrument ID..: I8		MDL.....: 0.46		
Zinc	**75.6 J**	**20.0**	**ug/L**	**SW846 6020**	**08/25-09/03/08**	**KVNXT1CT**
		Dilution Factor: 1		Analysis Time..: 18:11	Analyst ID.....: 002260	
		Instrument ID..: I8		MDL.....: 0.20		
Magnesium	**7420 J**	**1000**	**ug/L**	**SW846 6020**	**08/25-09/03/08**	**KVNXT1D4**
		Dilution Factor: 1		Analysis Time..: 18:11	Analyst ID.....: 002260	
		Instrument ID..: I8		MDL.....: 2.2		

(Continued on next page)

Tetra Tech NUS, Inc

Client Sample ID: DMW-9D-082208

TOTAL Metals

Lot-Sample #...: A8H230142-003 **Matrix.....:** WG

PARAMETER	RESULT	REPORTING LIMIT	UNITS	METHOD	PREPARATION-ANALYSIS DATE	WORK ORDER #
Mercury	ND	0.20	ug/L	SW846 7470A	08/25-08/27/08	KVNXT1CW
		Dilution Factor: 1		Analysis Time..: 09:59	Analyst ID.....: 002260	
		Instrument ID..: H1		MDL.....: 0.10		

NOTE(S):

B Estimated result. Result is less than RL.

J Method blank contamination. The associated method blank contains the target analyte at a reportable level.

Tetra Tech NUS, Inc

Client Sample ID: DMW-9I-082208

TOTAL Metals

Lot-Sample #...: A8H230142-002 **Matrix.....:** WG
Date Sampled...: 08/22/08 11:15 **Date Received..:** 08/23/08

PARAMETER	RESULT	REPORTING LIMIT	UNITS	METHOD	PREPARATION-ANALYSIS DATE	WORK ORDER #
Prep Batch #...: 8238015						
Silver	**0.12 B**	**1.0**	**ug/L**	**SW846 6020**	**08/25-09/03/08**	**KVNXF1CD**
		Dilution Factor: 1		Analysis Time..: 18:03	Analyst ID.....: 002260	
		Instrument ID..: I8		MDL.....: 0.0026		
Arsenic	**13.5**	**5.0**	**ug/L**	**SW846 6020**	**08/25-09/03/08**	**KVNXF1A0**
		Dilution Factor: 1		Analysis Time..: 18:03	Analyst ID.....: 002260	
		Instrument ID..: I8		MDL.....: 0.13		
Barium	**65.3 J**	**1.0**	**ug/L**	**SW846 6020**	**08/25-09/03/08**	**KVNXF1A1**
		Dilution Factor: 1		Analysis Time..: 18:03	Analyst ID.....: 002260	
		Instrument ID..: I8		MDL.....: 0.014		
Beryllium	**1.3**	**1.0**	**ug/L**	**SW846 6020**	**08/25-09/03/08**	**KVNXF1A2**
		Dilution Factor: 1		Analysis Time..: 18:03	Analyst ID.....: 002260	
		Instrument ID..: I8		MDL.....: 0.012		
Calcium	**45400 J**	**1000**	**ug/L**	**SW846 6020**	**08/25-09/03/08**	**KVNXF1CJ**
		Dilution Factor: 1		Analysis Time..: 18:03	Analyst ID.....: 002260	
		Instrument ID..: I8		MDL.....: 6.3		
Cadmium	**2.8**	**1.0**	**ug/L**	**SW846 6020**	**08/25-09/03/08**	**KVNXF1A3**
		Dilution Factor: 1		Analysis Time..: 18:03	Analyst ID.....: 002260	
		Instrument ID..: I8		MDL.....: 0.0061		
Cobalt	**247 J**	**1.0**	**ug/L**	**SW846 6020**	**08/25-09/03/08**	**KVNXF1A4**
		Dilution Factor: 1		Analysis Time..: 18:03	Analyst ID.....: 002260	
		Instrument ID..: I8		MDL.....: 0.0041		
Chromium	**31.6 J**	**2.0**	**ug/L**	**SW846 6020**	**08/25-09/03/08**	**KVNXF1CH**
		Dilution Factor: 1		Analysis Time..: 18:03	Analyst ID.....: 002260	
		Instrument ID..: I8		MDL.....: 0.069		
Copper	**41.8 J**	**2.0**	**ug/L**	**SW846 6020**	**08/25-09/03/08**	**KVNXF1A5**
		Dilution Factor: 1		Analysis Time..: 18:03	Analyst ID.....: 002260	
		Instrument ID..: I8		MDL.....: 0.051		
Iron	**13700 J**	**50.0**	**ug/L**	**SW846 6020**	**08/25-09/04/08**	**KVNXF1A6**
		Dilution Factor: 1		Analysis Time..: 11:51	Analyst ID.....: 001637	
		Instrument ID..: I8		MDL.....: 1.1		

(Continued on next page)

Tetra Tech NUS, Inc

Client Sample ID: DMW-9I-082208

TOTAL Metals

Lot-Sample #...: A8H230142-002 Matrix.....: WG

PARAMETER	RESULT	REPORTING LIMIT	UNITS	METHOD	PREPARATION-ANALYSIS DATE	WORK ORDER #
Manganese	**3980 J**	**1.0**	**ug/L**	**SW846 6020**	**08/25-09/03/08**	**KVNXF1A8**
		Dilution Factor: 1		Analysis Time..: 18:03	Analyst ID.....: 002260	
		Instrument ID..: I8		MDL.....: 0.027		
Molybdenum	**2.7**	**2.0**	**ug/L**	**SW846 6020**	**08/25-09/03/08**	**KVNXF1A9**
		Dilution Factor: 1		Analysis Time..: 18:03	Analyst ID.....: 002260	
		Instrument ID..: I8		MDL.....: 0.12		
Nickel	**64.7 J**	**2.0**	**ug/L**	**SW846 6020**	**08/25-09/03/08**	**KVNXF1CA**
		Dilution Factor: 1		Analysis Time..: 18:03	Analyst ID.....: 002260	
		Instrument ID..: I8		MDL.....: 0.053		
Lead	**30.0 J**	**1.0**	**ug/L**	**SW846 6020**	**08/25-09/03/08**	**KVNXF1A7**
		Dilution Factor: 1		Analysis Time..: 18:03	Analyst ID.....: 002260	
		Instrument ID..: I8		MDL.....: 0.018		
Antimony	**1.4 B**	**2.0**	**ug/L**	**SW846 6020**	**08/25-09/03/08**	**KVNXF1AX**
		Dilution Factor: 1		Analysis Time..: 18:03	Analyst ID.....: 002260	
		Instrument ID..: I8		MDL.....: 0.035		
Selenium	**6.9**	**5.0**	**ug/L**	**SW846 6020**	**08/25-09/03/08**	**KVNXF1CC**
		Dilution Factor: 1		Analysis Time..: 18:03	Analyst ID.....: 002260	
		Instrument ID..: I8		MDL.....: 0.14		
Thallium	ND	1.0	ug/L	SW846 6020	08/25-09/04/08	KVNXF1CE
		Dilution Factor: 1		Analysis Time..: 11:51	Analyst ID.....: 001637	
		Instrument ID..: I8		MDL.....: 0.11		
Vanadium	**55.0**	**20.0**	**ug/L**	**SW846 6020**	**08/25-09/03/08**	**KVNXF1CF**
		Dilution Factor: 1		Analysis Time..: 18:03	Analyst ID.....: 002260	
		Instrument ID..: I8		MDL.....: 0.46		
Zinc	**218 J**	**20.0**	**ug/L**	**SW846 6020**	**08/25-09/03/08**	**KVNXF1CG**
		Dilution Factor: 1		Analysis Time..: 18:03	Analyst ID.....: 002260	
		Instrument ID..: I8		MDL.....: 0.20		
Magnesium	**23600 J**	**1000**	**ug/L**	**SW846 6020**	**08/25-09/03/08**	**KVNXF1D4**
		Dilution Factor: 1		Analysis Time..: 18:03	Analyst ID.....: 002260	
		Instrument ID..: I8		MDL.....: 2.2		

(Continued on next page)

Tetra Tech NUS, Inc

Client Sample ID: DMW-9I-082208

TOTAL Metals

Lot-Sample #...: A8H230142-002 Matrix.....: WG

PARAMETER	RESULT	REPORTING LIMIT	UNITS	METHOD	PREPARATION-ANALYSIS DATE	WORK ORDER #
Mercury	**0.51**	**0.20**	**ug/L**	**SW846 7470A**	**08/25-08/27/08**	**KVNXF1CK**

Dilution Factor: 1 Analysis Time..: 09:57 Analyst ID.....: 002260

Instrument ID..: H1 MDL.....: 0.10

NOTE(S):

B Estimated result. Result is less than RL.

J Method blank contamination. The associated method blank contains the target analyte at a reportable level.

Tetra Tech NUS, Inc

Client Sample ID: DMW-9S-082208

TOTAL Metals

Lot-Sample #...: A8H230142-004 **Matrix.....:** WG
Date Sampled...: 08/22/08 15:25 **Date Received..:** 08/23/08

PARAMETER	RESULT	REPORTING LIMIT	UNITS	METHOD	PREPARATION-ANALYSIS DATE	WORK ORDER #
Prep Batch #...: 8238015						
Silver	ND	1.0	ug/L	SW846 6020	08/25-09/03/08	KVNXV1CP
		Dilution Factor: 1		Analysis Time..: 18:20	Analyst ID.....: 002260	
		Instrument ID..: I8		MDL.....: 0.0026		
Arsenic	**2.1 B**	**5.0**	**ug/L**	**SW846 6020**	**08/25-09/03/08**	**KVNXV1AA**
		Dilution Factor: 1		Analysis Time..: 18:20	Analyst ID.....: 002260	
		Instrument ID..: I8		MDL.....: 0.13		
Barium	**120 J**	**1.0**	**ug/L**	**SW846 6020**	**08/25-09/03/08**	**KVNXV1AC**
		Dilution Factor: 1		Analysis Time..: 18:20	Analyst ID.....: 002260	
		Instrument ID..: I8		MDL.....: 0.014		
Beryllium	**0.051 B**	**1.0**	**ug/L**	**SW846 6020**	**08/25-09/03/08**	**KVNXV1AD**
		Dilution Factor: 1		Analysis Time..: 18:20	Analyst ID.....: 002260	
		Instrument ID..: I8		MDL.....: 0.012		
Calcium	**87400 J**	**1000**	**ug/L**	**SW846 6020**	**08/25-09/03/08**	**KVNXV1CV**
		Dilution Factor: 1		Analysis Time..: 18:20	Analyst ID.....: 002260	
		Instrument ID..: I8		MDL.....: 6.3		
Cadmium	ND	1.0	ug/L	SW846 6020	08/25-09/03/08	KVNXV1AE
		Dilution Factor: 1		Analysis Time..: 18:20	Analyst ID.....: 002260	
		Instrument ID..: I8		MDL.....: 0.0061		
Cobalt	**0.37 B,J**	**1.0**	**ug/L**	**SW846 6020**	**08/25-09/03/08**	**KVNXV1AF**
		Dilution Factor: 1		Analysis Time..: 18:20	Analyst ID.....: 002260	
		Instrument ID..: I8		MDL.....: 0.0041		
Chromium	**1.5 B,J**	**2.0**	**ug/L**	**SW846 6020**	**08/25-09/03/08**	**KVNXV1CU**
		Dilution Factor: 1		Analysis Time..: 18:20	Analyst ID.....: 002260	
		Instrument ID..: I8		MDL.....: 0.069		
Copper	**0.46 B,J**	**2.0**	**ug/L**	**SW846 6020**	**08/25-09/03/08**	**KVNXV1AG**
		Dilution Factor: 1		Analysis Time..: 18:20	Analyst ID.....: 002260	
		Instrument ID..: I8		MDL.....: 0.051		
Iron	**35300 J**	**50.0**	**ug/L**	**SW846 6020**	**08/25-09/04/08**	**KVNXV1AH**
		Dilution Factor: 1		Analysis Time..: 12:20	Analyst ID.....: 001637	
		Instrument ID..: I8		MDL.....: 1.1		

(Continued on next page)

Tetra Tech NUS, Inc

Client Sample ID: DMW-9S-082208

TOTAL Metals

Lot-Sample #...: A8H230142-004 **Matrix.....:** WG

PARAMETER	RESULT	REPORTING LIMIT	UNITS	METHOD	PREPARATION-ANALYSIS DATE	WORK ORDER #
Manganese	**4030 J**	**1.0**	**ug/L**	**SW846 6020**	**08/25-09/03/08**	**KVNXV1AK**
		Dilution Factor: 1		Analysis Time..: 18:20	Analyst ID.....: 002260	
		Instrument ID..: I8		MDL.....: 0.027		
Molybdenum	ND	2.0	ug/L	SW846 6020	08/25-09/03/08	KVNXV1AL
		Dilution Factor: 1		Analysis Time..: 18:20	Analyst ID.....: 002260	
		Instrument ID..: I8		MDL.....: 0.12		
Nickel	**0.36 B,J**	**2.0**	**ug/L**	**SW846 6020**	**08/25-09/03/08**	**KVNXV1CM**
		Dilution Factor: 1		Analysis Time..: 18:20	Analyst ID.....: 002260	
		Instrument ID..: I8		MDL.....: 0.053		
Lead	**0.11 B,J**	**1.0**	**ug/L**	**SW846 6020**	**08/25-09/03/08**	**KVNXV1AJ**
		Dilution Factor: 1		Analysis Time..: 18:20	Analyst ID.....: 002260	
		Instrument ID..: I8		MDL.....: 0.018		
Antimony	**0.052 B**	**2.0**	**ug/L**	**SW846 6020**	**08/25-09/03/08**	**KVNXV1A9**
		Dilution Factor: 1		Analysis Time..: 18:20	Analyst ID.....: 002260	
		Instrument ID..: I8		MDL.....: 0.035		
Selenium	**1.2 B**	**5.0**	**ug/L**	**SW846 6020**	**08/25-09/03/08**	**KVNXV1CN**
		Dilution Factor: 1		Analysis Time..: 18:20	Analyst ID.....: 002260	
		Instrument ID..: I8		MDL.....: 0.14		
Thallium	ND	1.0	ug/L	SW846 6020	08/25-09/04/08	KVNXV1CQ
		Dilution Factor: 1		Analysis Time..: 12:20	Analyst ID.....: 001637	
		Instrument ID..: I8		MDL.....: 0.11		
Vanadium	**10.2 B**	**20.0**	**ug/L**	**SW846 6020**	**08/25-09/03/08**	**KVNXV1CR**
		Dilution Factor: 1		Analysis Time..: 18:20	Analyst ID.....: 002260	
		Instrument ID..: I8		MDL.....: 0.46		
Zinc	**3.9 B,J**	**20.0**	**ug/L**	**SW846 6020**	**08/25-09/03/08**	**KVNXV1CT**
		Dilution Factor: 1		Analysis Time..: 18:20	Analyst ID.....: 002260	
		Instrument ID..: I8		MDL.....: 0.20		
Magnesium	**49200 J**	**1000**	**ug/L**	**SW846 6020**	**08/25-09/03/08**	**KVNXV1D4**
		Dilution Factor: 1		Analysis Time..: 18:20	Analyst ID.....: 002260	
		Instrument ID..: I8		MDL.....: 2.2		

(Continued on next page)

Tetra Tech NUS, Inc

Client Sample ID: DMW-9S-082208

TOTAL Metals

Lot-Sample #...: A8H230142-004 **Matrix.....:** WG

PARAMETER	RESULT	REPORTING LIMIT	UNITS	METHOD	PREPARATION-ANALYSIS DATE	WORK ORDER #
Mercury	**0.10 B**	**0.20**	**ug/L**	**SW846 7470A**	**08/25-08/27/08**	**KVNXV1CW**

Dilution Factor: 1 Analysis Time..: 08:41 Analyst ID.....: 002260

Instrument ID..: H1 MDL.....: 0.10

NOTE(S):

B Estimated result. Result is less than RL.

J Method blank contamination. The associated method blank contains the target analyte at a reportable level.

Tetra Tech NUS, Inc

Client Sample ID: MW-6-082608

TOTAL Metals

Lot-Sample #...: A8H270116-004 **Matrix.....:** WG
Date Sampled...: 08/26/08 15:10 **Date Received..:** 08/27/08

PARAMETER	RESULT	REPORTING LIMIT	UNITS	METHOD	PREPARATION-ANALYSIS DATE	WORK ORDER #
Prep Batch #...: 8241017						
Silver	ND	1.0	ug/L	SW846 6020	08/28-08/30/08	KVVG61C4
		Dilution Factor: 1		Analysis Time..: 05:48	Analyst ID.....: 002260	
		Instrument ID..: I8		MDL.....: 0.0026		
Arsenic	**3.8 B**	**5.0**	**ug/L**	**SW846 6020**	**08/28-08/30/08**	**KVVG61CP**
		Dilution Factor: 1		Analysis Time..: 05:48	Analyst ID.....: 002260	
		Instrument ID..: I8		MDL.....: 0.13		
Barium	**9.1 J**	**1.0**	**ug/L**	**SW846 6020**	**08/28-08/30/08**	**KVVG61CQ**
		Dilution Factor: 1		Analysis Time..: 05:48	Analyst ID.....: 002260	
		Instrument ID..: I8		MDL.....: 0.014		
Beryllium	**0.42 B**	**1.0**	**ug/L**	**SW846 6020**	**08/28-09/02/08**	**KVVG61CR**
		Dilution Factor: 1		Analysis Time..: 22:52	Analyst ID.....: 001637	
		Instrument ID..: I8		MDL.....: 0.012		
Cadmium	**0.60 B,J**	**1.0**	**ug/L**	**SW846 6020**	**08/28-08/30/08**	**KVVG61CT**
		Dilution Factor: 1		Analysis Time..: 05:48	Analyst ID.....: 002260	
		Instrument ID..: I8		MDL.....: 0.0061		
Cobalt	**56.4**	**1.0**	**ug/L**	**SW846 6020**	**08/28-08/30/08**	**KVVG61CU**
		Dilution Factor: 1		Analysis Time..: 05:48	Analyst ID.....: 002260	
		Instrument ID..: I8		MDL.....: 0.0041		
Chromium	**0.72 B,J**	**2.0**	**ug/L**	**SW846 6020**	**08/28-08/30/08**	**KVVG61C8**
		Dilution Factor: 1		Analysis Time..: 05:48	Analyst ID.....: 002260	
		Instrument ID..: I8		MDL.....: 0.069		
Copper	**1.2 B,J**	**2.0**	**ug/L**	**SW846 6020**	**08/28-08/30/08**	**KVVG61CV**
		Dilution Factor: 1		Analysis Time..: 05:48	Analyst ID.....: 002260	
		Instrument ID..: I8		MDL.....: 0.051		
Iron	**102000 J**	**50.0**	**ug/L**	**SW846 6020**	**08/28-08/30/08**	**KVVG61CW**
		Dilution Factor: 1		Analysis Time..: 05:48	Analyst ID.....: 002260	
		Instrument ID..: I8		MDL.....: 1.1		
Manganese	**12000 J**	**5.0**	**ug/L**	**SW846 6020**	**08/28-09/04/08**	**KVVG61C0**
		Dilution Factor: 5		Analysis Time..: 10:11	Analyst ID.....: 001637	
		Instrument ID..: I8		MDL.....: 0.14		

(Continued on next page)

Tetra Tech NUS, Inc

Client Sample ID: MW-6-082608

TOTAL Metals

Lot-Sample #...: A8H270116-004 Matrix.....: WG

PARAMETER	RESULT	REPORTING LIMIT	UNITS	METHOD	PREPARATION-ANALYSIS DATE	WORK ORDER #
Molybdenum	ND	2.0	ug/L	SW846 6020	08/28-08/30/08	KVVG61C1
		Dilution Factor: 1		Analysis Time..: 05:48	Analyst ID.....: 002260	
		Instrument ID..: I8		MDL.....: 0.12		
Nickel	**17.4 J**	**2.0**	**ug/L**	**SW846 6020**	**08/28-08/30/08**	**KVVG61C2**
		Dilution Factor: 1		Analysis Time..: 05:48	Analyst ID.....: 002260	
		Instrument ID..: I8		MDL.....: 0.053		
Lead	**0.74 B,J**	**1.0**	**ug/L**	**SW846 6020**	**08/28-08/30/08**	**KVVG61CX**
		Dilution Factor: 1		Analysis Time..: 05:48	Analyst ID.....: 002260	
		Instrument ID..: I8		MDL.....: 0.018		
Antimony	ND	2.0	ug/L	SW846 6020	08/28-08/30/08	KVVG61CN
		Dilution Factor: 1		Analysis Time..: 05:48	Analyst ID.....: 002260	
		Instrument ID..: I8		MDL.....: 0.035		
Selenium	**5.1**	**5.0**	**ug/L**	**SW846 6020**	**08/28-08/30/08**	**KVVG61C3**
		Dilution Factor: 1		Analysis Time..: 05:48	Analyst ID.....: 002260	
		Instrument ID..: I8		MDL.....: 0.14		
Thallium	**0.18 B,J**	**1.0**	**ug/L**	**SW846 6020**	**08/28-08/30/08**	**KVVG61C5**
		Dilution Factor: 1		Analysis Time..: 05:48	Analyst ID.....: 002260	
		Instrument ID..: I8		MDL.....: 0.11		
Vanadium	**12.9 B**	**20.0**	**ug/L**	**SW846 6020**	**08/28-08/30/08**	**KVVG61C6**
		Dilution Factor: 1		Analysis Time..: 05:48	Analyst ID.....: 002260	
		Instrument ID..: I8		MDL.....: 0.46		
Zinc	**62.6 J**	**20.0**	**ug/L**	**SW846 6020**	**08/28-08/30/08**	**KVVG61C7**
		Dilution Factor: 1		Analysis Time..: 05:48	Analyst ID.....: 002260	
		Instrument ID..: I8		MDL.....: 0.20		
Mercury	ND	0.20	ug/L	SW846 7470A	08/28-08/29/08	KVVG61AX
		Dilution Factor: 1		Analysis Time..: 12:51	Analyst ID.....: 001576	
		Instrument ID..: H4		MDL.....: 0.10		

NOTE(S):

B Estimated result. Result is less than RL.

J Method blank contamination. The associated method blank contains the target analyte at a reportable level.

Tetra Tech NUS, Inc

Client Sample ID: DMW-14I-082508

DISSOLVED Metals

Lot-Sample #...: A8H260119-005 Matrix.....: WG
Date Sampled...: 08/25/08 12:55 Date Received..: 08/26/08

PARAMETER	RESULT	REPORTING LIMIT	UNITS	METHOD	PREPARATION-ANALYSIS DATE	WORK ORDER #
Prep Batch #...: 8240011						
Magnesium	**27700 J**	**1000**	**ug/L**	**SW846 6020**	**08/27-09/04/08**	**KVRCG1CW**
		Dilution Factor: 1		Analysis Time..: 13:36	Analyst ID.....: 001637	
		Instrument ID..: I8		MDL.....: 2.2		
Silver	ND	1.0	ug/L	SW846 6020	08/27-09/04/08	KVRCG1CE
		Dilution Factor: 1		Analysis Time..: 13:36	Analyst ID.....: 001637	
		Instrument ID..: I8		MDL.....: 0.0026		
Arsenic	**22.1**	**5.0**	**ug/L**	**SW846 6020**	**08/27-09/04/08**	**KVRCG1AC**
		Dilution Factor: 1		Analysis Time..: 13:36	Analyst ID.....: 001637	
		Instrument ID..: I8		MDL.....: 0.13		
Barium	**14.5 J**	**1.0**	**ug/L**	**SW846 6020**	**08/27-09/04/08**	**KVRCG1AD**
		Dilution Factor: 1		Analysis Time..: 13:36	Analyst ID.....: 001637	
		Instrument ID..: I8		MDL.....: 0.014		
Beryllium	ND	1.0	ug/L	SW846 6020	08/27-09/04/08	KVRCG1AE
		Dilution Factor: 1		Analysis Time..: 13:36	Analyst ID.....: 001637	
		Instrument ID..: I8		MDL.....: 0.012		
Cadmium	ND	1.0	ug/L	SW846 6020	08/27-09/04/08	KVRCG1AF
		Dilution Factor: 1		Analysis Time..: 13:36	Analyst ID.....: 001637	
		Instrument ID..: I8		MDL.....: 0.0061		
Cobalt	**12.9**	**1.0**	**ug/L**	**SW846 6020**	**08/27-09/04/08**	**KVRCG1AG**
		Dilution Factor: 1		Analysis Time..: 13:36	Analyst ID.....: 001637	
		Instrument ID..: I8		MDL.....: 0.0041		
Chromium	**0.92 B,J**	**2.0**	**ug/L**	**SW846 6020**	**08/27-09/04/08**	**KVRCG1CJ**
		Dilution Factor: 1		Analysis Time..: 13:36	Analyst ID.....: 001637	
		Instrument ID..: I8		MDL.....: 0.069		
Copper	ND	2.0	ug/L	SW846 6020	08/27-09/04/08	KVRCG1AH
		Dilution Factor: 1		Analysis Time..: 13:36	Analyst ID.....: 001637	
		Instrument ID..: I8		MDL.....: 0.051		
Iron	**68600 J**	**50.0**	**ug/L**	**SW846 6020**	**08/27-09/04/08**	**KVRCG1AJ**
		Dilution Factor: 1		Analysis Time..: 13:36	Analyst ID.....: 001637	
		Instrument ID..: I8		MDL.....: 1.1		

(Continued on next page)

Tetra Tech NUS, Inc

Client Sample ID: DMW-14I-082508

DISSOLVED Metals

Lot-Sample #...: A8H260119-005 **Matrix.....:** WG

PARAMETER	RESULT	REPORTING LIMIT	UNITS	METHOD	PREPARATION-ANALYSIS DATE	WORK ORDER #
Manganese	**2020 J**	**1.0**	**ug/L**	**SW846 6020**	**08/27-09/04/08**	**KVRCG1AL**
		Dilution Factor: 1		Analysis Time..: 13:36	Analyst ID.....: 001637	
		Instrument ID..: I8		MDL.....: 0.027		
Molybdenum	ND	2.0	ug/L	SW846 6020	08/27-09/04/08	KVRCG1CA
		Dilution Factor: 1		Analysis Time..: 13:36	Analyst ID.....: 001637	
		Instrument ID..: I8		MDL.....: 0.12		
Nickel	**6.5**	**2.0**	**ug/L**	**SW846 6020**	**08/27-09/04/08**	**KVRCG1CC**
		Dilution Factor: 1		Analysis Time..: 13:36	Analyst ID.....: 001637	
		Instrument ID..: I8		MDL.....: 0.053		
Lead	ND	1.0	ug/L	SW846 6020	08/27-09/04/08	KVRCG1AK
		Dilution Factor: 1		Analysis Time..: 13:36	Analyst ID.....: 001637	
		Instrument ID..: I8		MDL.....: 0.018		
Antimony	ND	2.0	ug/L	SW846 6020	08/27-09/04/08	KVRCG1AA
		Dilution Factor: 1		Analysis Time..: 13:36	Analyst ID.....: 001637	
		Instrument ID..: I8		MDL.....: 0.035		
Vanadium	**0.64 B**	**20.0**	**ug/L**	**SW846 6020**	**08/27-09/04/08**	**KVRCG1CG**
		Dilution Factor: 1		Analysis Time..: 13:36	Analyst ID.....: 001637	
		Instrument ID..: I8		MDL.....: 0.46		
Zinc	**1.9 B,J**	**20.0**	**ug/L**	**SW846 6020**	**08/27-09/04/08**	**KVRCG1CH**
		Dilution Factor: 1		Analysis Time..: 13:36	Analyst ID.....: 001637	
		Instrument ID..: I8		MDL.....: 0.20		
Mercury	ND	0.20	ug/L	SW846 7470A	08/27/08	KVRCG1CK
		Dilution Factor: 1		Analysis Time..: 16:42	Analyst ID.....: 002260	
		Instrument ID..: H1		MDL.....: 0.10		
Prep Batch #...: 8252014						
Selenium	**0.27 B**	**5.0**	**ug/L**	**SW846 6020**	**09/08/08**	**KVRCG2CD**
		Dilution Factor: 1		Analysis Time..: 22:36	Analyst ID.....: 001637	
		Instrument ID..: I8		MDL.....: 0.14		
Thallium	ND	1.0	ug/L	SW846 6020	09/08/08	KVRCG2CF
		Dilution Factor: 1		Analysis Time..: 22:36	Analyst ID.....: 001637	
		Instrument ID..: I8		MDL.....: 0.11		

(Continued on next page)

Tetra Tech NUS, Inc

Client Sample ID: DMW-14I-082508

DISSOLVED Metals

Lot-Sample #...: A8H260119-005 **Matrix.....:** WG

PARAMETER	RESULT	REPORTING LIMIT	UNITS	METHOD	PREPARATION-ANALYSIS DATE	WORK ORDER #
Calcium	**181000 J**	**1000**	**ug/L**	**SW846 6020**	**09/08/08**	**KVRCG2CV**
		Dilution Factor: 1		Analysis Time..: 22:36	Analyst ID.....: 001637	
		Instrument ID..: I8		MDL.....: 6.3		

NOTE(S):

J Method blank contamination. The associated method blank contains the target analyte at a reportable level.

B Estimated result. Result is less than RL.

Tetra Tech NUS, Inc

Client Sample ID: DMW-16D-082508

DISSOLVED Metals

Lot-Sample #...: A8H260119-003 **Matrix.....:** WG
Date Sampled...: 08/25/08 11:25 **Date Received..:** 08/26/08

PARAMETER	RESULT	REPORTING LIMIT	UNITS	METHOD	PREPARATION-ANALYSIS DATE	WORK ORDER #
Prep Batch #...: 8240011						
Silver	ND	1.0	ug/L	SW846 6020	08/27-09/04/08	KVRA71CD
		Dilution Factor: 1		Analysis Time..: 13:18	Analyst ID.....: 001637	
		Instrument ID..: I8		MDL.....: 0.0026		
Arsenic	**1.7 B**	**5.0**	**ug/L**	**SW846 6020**	**08/27-09/04/08**	**KVRA71A0**
		Dilution Factor: 1		Analysis Time..: 13:18	Analyst ID.....: 001637	
		Instrument ID..: I8		MDL.....: 0.13		
Barium	**6.4 J**	**1.0**	**ug/L**	**SW846 6020**	**08/27-09/04/08**	**KVRA71A1**
		Dilution Factor: 1		Analysis Time..: 13:18	Analyst ID.....: 001637	
		Instrument ID..: I8		MDL.....: 0.014		
Beryllium	ND	1.0	ug/L	SW846 6020	08/27-09/04/08	KVRA71A2
		Dilution Factor: 1		Analysis Time..: 13:18	Analyst ID.....: 001637	
		Instrument ID..: I8		MDL.....: 0.012		
Cadmium	ND	1.0	ug/L	SW846 6020	08/27-09/04/08	KVRA71A3
		Dilution Factor: 1		Analysis Time..: 13:18	Analyst ID.....: 001637	
		Instrument ID..: I8		MDL.....: 0.0061		
Cobalt	**5.2**	**1.0**	**ug/L**	**SW846 6020**	**08/27-09/04/08**	**KVRA71A4**
		Dilution Factor: 1		Analysis Time..: 13:18	Analyst ID.....: 001637	
		Instrument ID..: I8		MDL.....: 0.0041		
Chromium	**0.36 B,J**	**2.0**	**ug/L**	**SW846 6020**	**08/27-09/04/08**	**KVRA71CH**
		Dilution Factor: 1		Analysis Time..: 13:18	Analyst ID.....: 001637	
		Instrument ID..: I8		MDL.....: 0.069		
Copper	**0.064 B,J**	**2.0**	**ug/L**	**SW846 6020**	**08/27-09/04/08**	**KVRA71A5**
		Dilution Factor: 1		Analysis Time..: 13:18	Analyst ID.....: 001637	
		Instrument ID..: I8		MDL.....: 0.051		
Iron	**2210 J**	**50.0**	**ug/L**	**SW846 6020**	**08/27-09/04/08**	**KVRA71A6**
		Dilution Factor: 1		Analysis Time..: 13:18	Analyst ID.....: 001637	
		Instrument ID..: I8		MDL.....: 1.1		
Manganese	**41.7 J**	**1.0**	**ug/L**	**SW846 6020**	**08/27-09/04/08**	**KVRA71A8**
		Dilution Factor: 1		Analysis Time..: 13:18	Analyst ID.....: 001637	
		Instrument ID..: I8		MDL.....: 0.027		

(Continued on next page)

Tetra Tech NUS, Inc

Client Sample ID: DMW-16D-082508

DISSOLVED Metals

Lot-Sample #...: A8H260119-003 **Matrix.....:** WG

PARAMETER	RESULT	REPORTING LIMIT	UNITS	METHOD	PREPARATION-ANALYSIS DATE	WORK ORDER #
Molybdenum	ND	2.0	ug/L	SW846 6020	08/27-09/04/08	KVRA71A9
		Dilution Factor: 1		Analysis Time..: 13:18	Analyst ID.....: 001637	
		Instrument ID..: I8		MDL.....: 0.12		
Nickel	**7.2**	**2.0**	**ug/L**	**SW846 6020**	**08/27-09/04/08**	**KVRA71CA**
		Dilution Factor: 1		Analysis Time..: 13:18	Analyst ID.....: 001637	
		Instrument ID..: I8		MDL.....: 0.053		
Lead	**0.026 B,J**	**1.0**	**ug/L**	**SW846 6020**	**08/27-09/04/08**	**KVRA71A7**
		Dilution Factor: 1		Analysis Time..: 13:18	Analyst ID.....: 001637	
		Instrument ID..: I8		MDL.....: 0.018		
Antimony	ND	2.0	ug/L	SW846 6020	08/27-09/04/08	KVRA71AX
		Dilution Factor: 1		Analysis Time..: 13:18	Analyst ID.....: 001637	
		Instrument ID..: I8		MDL.....: 0.035		
Vanadium	ND	20.0	ug/L	SW846 6020	08/27-09/04/08	KVRA71CF
		Dilution Factor: 1		Analysis Time..: 13:18	Analyst ID.....: 001637	
		Instrument ID..: I8		MDL.....: 0.46		
Zinc	**11.5 B,J**	**20.0**	**ug/L**	**SW846 6020**	**08/27-09/04/08**	**KVRA71CG**
		Dilution Factor: 1		Analysis Time..: 13:18	Analyst ID.....: 001637	
		Instrument ID..: I8		MDL.....: 0.20		
Mercury	ND	0.20	ug/L	SW846 7470A	08/27/08	KVRA71CJ
		Dilution Factor: 1		Analysis Time..: 16:35	Analyst ID.....: 002260	
		Instrument ID..: H1		MDL.....: 0.10		
Prep Batch #...: 8252014						
Selenium	ND	5.0	ug/L	SW846 6020	09/08/08	KVRA72CC
		Dilution Factor: 1		Analysis Time..: 22:10	Analyst ID.....: 001637	
		Instrument ID..: I8		MDL.....: 0.14		
Thallium	ND	1.0	ug/L	SW846 6020	09/08/08	KVRA72CE
		Dilution Factor: 1		Analysis Time..: 22:10	Analyst ID.....: 001637	
		Instrument ID..: I8		MDL.....: 0.11		

NOTE(S):

B Estimated result. Result is less than RL.

J Method blank contamination. The associated method blank contains the target analyte at a reportable level.

Tetra Tech NUS, Inc

Client Sample ID: DMW-16I-082108

DISSOLVED Metals

Lot-Sample #...: A8H220130-003 **Matrix.....:** WG
Date Sampled...: 08/21/08 12:10 **Date Received..:** 08/22/08

PARAMETER	RESULT	REPORTING LIMIT	UNITS	METHOD	PREPARATION-ANALYSIS DATE	WORK ORDER #
Prep Batch #...: 8238015						
Silver	ND	1.0	ug/L	SW846 6020	08/25-09/03/08	KVLF91C2
		Dilution Factor: 1		Analysis Time..: 17:26	Analyst ID.....: 002260	
		Instrument ID..: I8		MDL.....: 0.0026		
Arsenic	**30.6**	**5.0**	**ug/L**	**SW846 6020**	**08/25-09/03/08**	**KVLF91CM**
		Dilution Factor: 1		Analysis Time..: 17:26	Analyst ID.....: 002260	
		Instrument ID..: I8		MDL.....: 0.13		
Barium	**19.7 J**	**1.0**	**ug/L**	**SW846 6020**	**08/25-09/03/08**	**KVLF91CN**
		Dilution Factor: 1		Analysis Time..: 17:26	Analyst ID.....: 002260	
		Instrument ID..: I8		MDL.....: 0.014		
Beryllium	**0.081 B**	**1.0**	**ug/L**	**SW846 6020**	**08/25-09/03/08**	**KVLF91CP**
		Dilution Factor: 1		Analysis Time..: 17:26	Analyst ID.....: 002260	
		Instrument ID..: I8		MDL.....: 0.012		
Calcium	**2380 J**	**1000**	**ug/L**	**SW846 6020**	**08/25-09/03/08**	**KVLF91C7**
		Dilution Factor: 1		Analysis Time..: 17:26	Analyst ID.....: 002260	
		Instrument ID..: I8		MDL.....: 6.3		
Cadmium	**0.025 B**	**1.0**	**ug/L**	**SW846 6020**	**08/25-09/03/08**	**KVLF91CQ**
		Dilution Factor: 1		Analysis Time..: 17:26	Analyst ID.....: 002260	
		Instrument ID..: I8		MDL.....: 0.0061		
Cobalt	**7.8 J**	**1.0**	**ug/L**	**SW846 6020**	**08/25-09/03/08**	**KVLF91CR**
		Dilution Factor: 1		Analysis Time..: 17:26	Analyst ID.....: 002260	
		Instrument ID..: I8		MDL.....: 0.0041		
Chromium	**0.61 B,J**	**2.0**	**ug/L**	**SW846 6020**	**08/25-09/03/08**	**KVLF91C6**
		Dilution Factor: 1		Analysis Time..: 17:26	Analyst ID.....: 002260	
		Instrument ID..: I8		MDL.....: 0.069		
Copper	**0.52 B,J**	**2.0**	**ug/L**	**SW846 6020**	**08/25-09/03/08**	**KVLF91CT**
		Dilution Factor: 1		Analysis Time..: 17:26	Analyst ID.....: 002260	
		Instrument ID..: I8		MDL.....: 0.051		
Iron	**12400 J**	**50.0**	**ug/L**	**SW846 6020**	**08/25-09/03/08**	**KVLF91CU**
		Dilution Factor: 1		Analysis Time..: 17:26	Analyst ID.....: 002260	
		Instrument ID..: I8		MDL.....: 1.1		

(Continued on next page)

Tetra Tech NUS, Inc

Client Sample ID: DMW-16I-082108

DISSOLVED Metals

Lot-Sample #...: A8H220130-003 **Matrix.....:** WG

PARAMETER	RESULT	REPORTING LIMIT	UNITS	METHOD	PREPARATION-ANALYSIS DATE	WORK ORDER #
Manganese	**149 J**	**1.0**	**ug/L**	**SW846 6020**	**08/25-09/03/08**	**KVLF91CW**
		Dilution Factor: 1		Analysis Time..: 17:26	Analyst ID.....: 002260	
		Instrument ID..: I8		MDL.....: 0.027		
Molybdenum	**1.4 B**	**2.0**	**ug/L**	**SW846 6020**	**08/25-09/03/08**	**KVLF91CX**
		Dilution Factor: 1		Analysis Time..: 17:26	Analyst ID.....: 002260	
		Instrument ID..: I8		MDL.....: 0.12		
Nickel	**10.2 J**	**2.0**	**ug/L**	**SW846 6020**	**08/25-09/03/08**	**KVLF91C0**
		Dilution Factor: 1		Analysis Time..: 17:26	Analyst ID.....: 002260	
		Instrument ID..: I8		MDL.....: 0.053		
Lead	**0.77 B,J**	**1.0**	**ug/L**	**SW846 6020**	**08/25-09/03/08**	**KVLF91CV**
		Dilution Factor: 1		Analysis Time..: 17:26	Analyst ID.....: 002260	
		Instrument ID..: I8		MDL.....: 0.018		
Antimony	**0.17 B**	**2.0**	**ug/L**	**SW846 6020**	**08/25-09/03/08**	**KVLF91CL**
		Dilution Factor: 1		Analysis Time..: 17:26	Analyst ID.....: 002260	
		Instrument ID..: I8		MDL.....: 0.035		
Selenium	**0.14 B**	**5.0**	**ug/L**	**SW846 6020**	**08/25-09/03/08**	**KVLF91C1**
		Dilution Factor: 1		Analysis Time..: 17:26	Analyst ID.....: 002260	
		Instrument ID..: I8		MDL.....: 0.14		
Thallium	ND	1.0	ug/L	SW846 6020	08/25-09/04/08	KVLF91C3
		Dilution Factor: 1		Analysis Time..: 11:21	Analyst ID.....: 001637	
		Instrument ID..: I8		MDL.....: 0.11		
Vanadium	ND	20.0	ug/L	SW846 6020	08/25-09/03/08	KVLF91C4
		Dilution Factor: 1		Analysis Time..: 17:26	Analyst ID.....: 002260	
		Instrument ID..: I8		MDL.....: 0.46		
Zinc	**12.1 B,J**	**20.0**	**ug/L**	**SW846 6020**	**08/25-09/03/08**	**KVLF91C5**
		Dilution Factor: 1		Analysis Time..: 17:26	Analyst ID.....: 002260	
		Instrument ID..: I8		MDL.....: 0.20		
Magnesium	**1820 J**	**1000**	**ug/L**	**SW846 6020**	**08/25-09/03/08**	**KVLF91D4**
		Dilution Factor: 1		Analysis Time..: 17:26	Analyst ID.....: 002260	
		Instrument ID..: I8		MDL.....: 2.2		

(Continued on next page)

Tetra Tech NUS, Inc

Client Sample ID: DMW-16I-082108

DISSOLVED Metals

Lot-Sample #...: A8H220130-003 **Matrix.....:** WG

PARAMETER	RESULT	REPORTING LIMIT	UNITS	METHOD	PREPARATION-ANALYSIS DATE	WORK ORDER #
Mercury	ND	0.20	ug/L	SW846 7470A	08/25-08/27/08	KVLF91DU
		Dilution Factor: 1		Analysis Time..: 09:56	Analyst ID.....: 002260	
		Instrument ID..: H1		MDL.....: 0.10		

NOTE(S):

J Method blank contamination. The associated method blank contains the target analyte at a reportable level.

B Estimated result. Result is less than RL.

Tetra Tech NUS, Inc

Client Sample ID: DMW-16S-082108

DISSOLVED Metals

Lot-Sample #...: A8H220130-005 Matrix.....: WG
Date Sampled...: 08/21/08 14:45 Date Received..: 08/22/08

PARAMETER	RESULT	REPORTING LIMIT	UNITS	METHOD	PREPARATION-ANALYSIS DATE	WORK ORDER #
Prep Batch #...: 8238015						
Silver	ND	1.0	ug/L	SW846 6020	08/25-09/03/08	KVLGM1CD
		Dilution Factor: 1		Analysis Time..: 17:50	Analyst ID.....: 002260	
		Instrument ID..: I8		MDL.....: 0.0026		
Arsenic	**2.3 B**	**5.0**	**ug/L**	**SW846 6020**	**08/25-09/03/08**	**KVLGM1C0**
		Dilution Factor: 1		Analysis Time..: 17:50	Analyst ID.....: 002260	
		Instrument ID..: I8		MDL.....: 0.13		
Barium	**38.0 J**	**1.0**	**ug/L**	**SW846 6020**	**08/25-09/03/08**	**KVLGM1C1**
		Dilution Factor: 1		Analysis Time..: 17:50	Analyst ID.....: 002260	
		Instrument ID..: I8		MDL.....: 0.014		
Beryllium	**0.61 B**	**1.0**	**ug/L**	**SW846 6020**	**08/25-09/03/08**	**KVLGM1C2**
		Dilution Factor: 1		Analysis Time..: 17:50	Analyst ID.....: 002260	
		Instrument ID..: I8		MDL.....: 0.012		
Calcium	**46000 J**	**1000**	**ug/L**	**SW846 6020**	**08/25-09/03/08**	**KVLGM1CJ**
		Dilution Factor: 1		Analysis Time..: 17:50	Analyst ID.....: 002260	
		Instrument ID..: I8		MDL.....: 6.3		
Cadmium	ND	1.0	ug/L	SW846 6020	08/25-09/03/08	KVLGM1C3
		Dilution Factor: 1		Analysis Time..: 17:50	Analyst ID.....: 002260	
		Instrument ID..: I8		MDL.....: 0.0061		
Cobalt	**29.4 J**	**1.0**	**ug/L**	**SW846 6020**	**08/25-09/03/08**	**KVLGM1C4**
		Dilution Factor: 1		Analysis Time..: 17:50	Analyst ID.....: 002260	
		Instrument ID..: I8		MDL.....: 0.0041		
Chromium	**2.7 J**	**2.0**	**ug/L**	**SW846 6020**	**08/25-09/03/08**	**KVLGM1CH**
		Dilution Factor: 1		Analysis Time..: 17:50	Analyst ID.....: 002260	
		Instrument ID..: I8		MDL.....: 0.069		
Copper	**0.053 B,J**	**2.0**	**ug/L**	**SW846 6020**	**08/25-09/03/08**	**KVLGM1C5**
		Dilution Factor: 1		Analysis Time..: 17:50	Analyst ID.....: 002260	
		Instrument ID..: I8		MDL.....: 0.051		
Iron	**41500 J**	**50.0**	**ug/L**	**SW846 6020**	**08/25-09/04/08**	**KVLGM1C6**
		Dilution Factor: 1		Analysis Time..: 11:38	Analyst ID.....: 001637	
		Instrument ID..: I8		MDL.....: 1.1		

(Continued on next page)

Tetra Tech NUS, Inc

Client Sample ID: DMW-16S-082108

DISSOLVED Metals

Lot-Sample #...: A8H220130-005 Matrix.....: WG

PARAMETER	RESULT	REPORTING LIMIT	UNITS	METHOD	PREPARATION-ANALYSIS DATE	WORK ORDER #
Manganese	2520 J	1.0	ug/L	SW846 6020	08/25-09/03/08	KVLGM1C8
		Dilution Factor: 1		Analysis Time..: 17:50	Analyst ID.....: 002260	
		Instrument ID..: I8		MDL.....: 0.027		
Molybdenum	0.16 B	2.0	ug/L	SW846 6020	08/25-09/03/08	KVLGM1C9
		Dilution Factor: 1		Analysis Time..: 17:50	Analyst ID.....: 002260	
		Instrument ID..: I8		MDL.....: 0.12		
Nickel	30.7 J	2.0	ug/L	SW846 6020	08/25-09/03/08	KVLGM1CA
		Dilution Factor: 1		Analysis Time..: 17:50	Analyst ID.....: 002260	
		Instrument ID..: I8		MDL.....: 0.053		
Lead	0.036 B,J	1.0	ug/L	SW846 6020	08/25-09/03/08	KVLGM1C7
		Dilution Factor: 1		Analysis Time..: 17:50	Analyst ID.....: 002260	
		Instrument ID..: I8		MDL.....: 0.018		
Antimony	0.046 B	2.0	ug/L	SW846 6020	08/25-09/03/08	KVLGM1CX
		Dilution Factor: 1		Analysis Time..: 17:50	Analyst ID.....: 002260	
		Instrument ID..: I8		MDL.....: 0.035		
Selenium	1.6 B	5.0	ug/L	SW846 6020	08/25-09/03/08	KVLGM1CC
		Dilution Factor: 1		Analysis Time..: 17:50	Analyst ID.....: 002260	
		Instrument ID..: I8		MDL.....: 0.14		
Thallium	ND	1.0	ug/L	SW846 6020	08/25-09/04/08	KVLGM1CE
		Dilution Factor: 1		Analysis Time..: 11:38	Analyst ID.....: 001637	
		Instrument ID..: I8		MDL.....: 0.11		
Vanadium	3.4 B	20.0	ug/L	SW846 6020	08/25-09/03/08	KVLGM1CF
		Dilution Factor: 1		Analysis Time..: 17:50	Analyst ID.....: 002260	
		Instrument ID..: I8		MDL.....: 0.46		
Zinc	1.6 B,J	20.0	ug/L	SW846 6020	08/25-09/03/08	KVLGM1CG
		Dilution Factor: 1		Analysis Time..: 17:50	Analyst ID.....: 002260	
		Instrument ID..: I8		MDL.....: 0.20		
Magnesium	46900 J	1000	ug/L	SW846 6020	08/25-09/03/08	KVLGM1D3
		Dilution Factor: 1		Analysis Time..: 17:50	Analyst ID.....: 002260	
		Instrument ID..: I8		MDL.....: 2.2		

(Continued on next page)

Tetra Tech NUS, Inc

Client Sample ID: DMW-16S-082108

DISSOLVED Metals

Lot-Sample #...: A8H220130-005 **Matrix.....:** WG

PARAMETER	RESULT	REPORTING LIMIT	UNITS	METHOD	PREPARATION-ANALYSIS DATE	WORK ORDER #
Mercury	ND	0.20	ug/L	SW846 7470A	08/25-08/27/08	KVLGM1DX
		Dilution Factor: 1		Analysis Time..: 09:54	Analyst ID.....: 002260	
		Instrument ID..: H1		MDL.....: 0.10		

NOTE(S):

B Estimated result. Result is less than RL.

J Method blank contamination. The associated method blank contains the target analyte at a reportable level.

Tetra Tech NUS, Inc

Client Sample ID: DMW-2S-082108

DISSOLVED Metals

Lot-Sample #...: A8H220130-006 **Matrix.....:** WG
Date Sampled...: 08/21/08 15:10 **Date Received..:** 08/22/08

PARAMETER	RESULT	REPORTING LIMIT	UNITS	METHOD	PREPARATION-ANALYSIS DATE	WORK ORDER #
Prep Batch #...: 8238015						
Silver	ND	1.0	ug/L	SW846 6020	08/25-09/03/08	KVLHC1CD
		Dilution Factor: 1		Analysis Time..: 17:59	Analyst ID.....: 002260	
		Instrument ID..: I8		MDL.....: 0.0026		
Arsenic	12.3	5.0	ug/L	SW846 6020	08/25-09/03/08	KVLHC1C0
		Dilution Factor: 1		Analysis Time..: 17:59	Analyst ID.....: 002260	
		Instrument ID..: I8		MDL.....: 0.13		
Barium	13.5 J	1.0	ug/L	SW846 6020	08/25-09/03/08	KVLHC1C1
		Dilution Factor: 1		Analysis Time..: 17:59	Analyst ID.....: 002260	
		Instrument ID..: I8		MDL.....: 0.014		
Beryllium	4.3	1.0	ug/L	SW846 6020	08/25-09/03/08	KVLHC1C2
		Dilution Factor: 1		Analysis Time..: 17:59	Analyst ID.....: 002260	
		Instrument ID..: I8		MDL.....: 0.012		
Cadmium	221	1.0	ug/L	SW846 6020	08/25-09/03/08	KVLHC1C3
		Dilution Factor: 1		Analysis Time..: 17:59	Analyst ID.....: 002260	
		Instrument ID..: I8		MDL.....: 0.0061		
Cobalt	230 J	1.0	ug/L	SW846 6020	08/25-09/03/08	KVLHC1C4
		Dilution Factor: 1		Analysis Time..: 17:59	Analyst ID.....: 002260	
		Instrument ID..: I8		MDL.....: 0.0041		
Chromium	3.5 J	2.0	ug/L	SW846 6020	08/25-09/03/08	KVLHC1CH
		Dilution Factor: 1		Analysis Time..: 17:59	Analyst ID.....: 002260	
		Instrument ID..: I8		MDL.....: 0.069		
Copper	48.1 J	2.0	ug/L	SW846 6020	08/25-09/03/08	KVLHC1C5
		Dilution Factor: 1		Analysis Time..: 17:59	Analyst ID.....: 002260	
		Instrument ID..: I8		MDL.....: 0.051		
Iron	43.7 B,J	50.0	ug/L	SW846 6020	08/25-09/04/08	KVLHC1C6
		Dilution Factor: 1		Analysis Time..: 11:47	Analyst ID.....: 001637	
		Instrument ID..: I8		MDL.....: 1.1		
Manganese	5950 J	1.0	ug/L	SW846 6020	08/25-09/03/08	KVLHC1C8
		Dilution Factor: 1		Analysis Time..: 17:59	Analyst ID.....: 002260	
		Instrument ID..: I8		MDL.....: 0.027		

(Continued on next page)

Tetra Tech NUS, Inc

Client Sample ID: DMW-2S-082108

DISSOLVED Metals

Lot-Sample #...: A8H220130-006 **Matrix.....:** WG

PARAMETER	RESULT	REPORTING LIMIT	UNITS	METHOD	PREPARATION-ANALYSIS DATE	WORK ORDER #
Molybdenum	ND	2.0	ug/L	SW846 6020	08/25-09/03/08	KVLHC1C9
		Dilution Factor: 1		Analysis Time..: 17:59	Analyst ID.....: 002260	
		Instrument ID..: I8		MDL.....: 0.12		
Nickel	**104 J**	**2.0**	**ug/L**	**SW846 6020**	**08/25-09/03/08**	**KVLHC1CA**
		Dilution Factor: 1		Analysis Time..: 17:59	Analyst ID.....: 002260	
		Instrument ID..: I8		MDL.....: 0.053		
Lead	**0.91 B,J**	**1.0**	**ug/L**	**SW846 6020**	**08/25-09/03/08**	**KVLHC1C7**
		Dilution Factor: 1		Analysis Time..: 17:59	Analyst ID.....: 002260	
		Instrument ID..: I8		MDL.....: 0.018		
Antimony	ND	2.0	ug/L	SW846 6020	08/25-09/03/08	KVLHC1CX
		Dilution Factor: 1		Analysis Time..: 17:59	Analyst ID.....: 002260	
		Instrument ID..: I8		MDL.....: 0.035		
Selenium	**33.0**	**5.0**	**ug/L**	**SW846 6020**	**08/25-09/03/08**	**KVLHC1CC**
		Dilution Factor: 1		Analysis Time..: 17:59	Analyst ID.....: 002260	
		Instrument ID..: I8		MDL.....: 0.14		
Thallium	ND	1.0	ug/L	SW846 6020	08/25-09/04/08	KVLHC1CE
		Dilution Factor: 1		Analysis Time..: 11:47	Analyst ID.....: 001637	
		Instrument ID..: I8		MDL.....: 0.11		
Vanadium	ND	20.0	ug/L	SW846 6020	08/25-09/03/08	KVLHC1CF
		Dilution Factor: 1		Analysis Time..: 17:59	Analyst ID.....: 002260	
		Instrument ID..: I8		MDL.....: 0.46		
Zinc	**275 J**	**20.0**	**ug/L**	**SW846 6020**	**08/25-09/03/08**	**KVLHC1CG**
		Dilution Factor: 1		Analysis Time..: 17:59	Analyst ID.....: 002260	
		Instrument ID..: I8		MDL.....: 0.20		
Mercury	ND	0.20	ug/L	SW846 7470A	08/25-08/27/08	KVLHC1DU
		Dilution Factor: 1		Analysis Time..: 10:04	Analyst ID.....: 002260	
		Instrument ID..: H1		MDL.....: 0.10		

NOTE(S):

J Method blank contamination. The associated method blank contains the target analyte at a reportable level.

B Estimated result. Result is less than RL.

Tetra Tech NUS, Inc

Client Sample ID: DMW-4D-082508

DISSOLVED Metals

Lot-Sample #...: A8H260119-004 Matrix.....: WG
Date Sampled...: 08/25/08 12:13 Date Received..: 08/26/08

PARAMETER	RESULT	REPORTING LIMIT	UNITS	METHOD	PREPARATION-ANALYSIS DATE	WORK ORDER #
Prep Batch #...: 8240011						
Magnesium	62500 J	1000	ug/L	SW846 6020	08/27-09/04/08	KVRCD1CU
		Dilution Factor: 1		Analysis Time..: 13:27	Analyst ID.....: 001637	
		Instrument ID..: I8		MDL.....: 2.2		
Silver	ND	1.0	ug/L	SW846 6020	08/27-09/04/08	KVRCD1CE
		Dilution Factor: 1		Analysis Time..: 13:27	Analyst ID.....: 001637	
		Instrument ID..: I8		MDL.....: 0.0026		
Arsenic	20.8	5.0	ug/L	SW846 6020	08/27-09/04/08	KVRCD1AC
		Dilution Factor: 1		Analysis Time..: 13:27	Analyst ID.....: 001637	
		Instrument ID..: I8		MDL.....: 0.13		
Barium	20.7 J	1.0	ug/L	SW846 6020	08/27-09/04/08	KVRCD1AD
		Dilution Factor: 1		Analysis Time..: 13:27	Analyst ID.....: 001637	
		Instrument ID..: I8		MDL.....: 0.014		
Beryllium	4.2	1.0	ug/L	SW846 6020	08/27-09/04/08	KVRCD1AE
		Dilution Factor: 1		Analysis Time..: 13:27	Analyst ID.....: 001637	
		Instrument ID..: I8		MDL.....: 0.012		
Cadmium	24.3	1.0	ug/L	SW846 6020	08/27-09/04/08	KVRCD1AF
		Dilution Factor: 1		Analysis Time..: 13:27	Analyst ID.....: 001637	
		Instrument ID..: I8		MDL.....: 0.0061		
Cobalt	162	1.0	ug/L	SW846 6020	08/27-09/04/08	KVRCD1AG
		Dilution Factor: 1		Analysis Time..: 13:27	Analyst ID.....: 001637	
		Instrument ID..: I8		MDL.....: 0.0041		
Chromium	2.1 J	2.0	ug/L	SW846 6020	08/27-09/04/08	KVRCD1CJ
		Dilution Factor: 1		Analysis Time..: 13:27	Analyst ID.....: 001637	
		Instrument ID..: I8		MDL.....: 0.069		
Copper	67.5 J	2.0	ug/L	SW846 6020	08/27-09/04/08	KVRCD1AH
		Dilution Factor: 1		Analysis Time..: 13:27	Analyst ID.....: 001637	
		Instrument ID..: I8		MDL.....: 0.051		
Iron	36.6 B,J	50.0	ug/L	SW846 6020	08/27-09/04/08	KVRCD1AJ
		Dilution Factor: 1		Analysis Time..: 13:27	Analyst ID.....: 001637	
		Instrument ID..: I8		MDL.....: 1.1		

(Continued on next page)

Tetra Tech NUS, Inc

Client Sample ID: DMW-4D-082508

DISSOLVED Metals

Lot-Sample #...: A8H260119-004 **Matrix.....:** WG

PARAMETER	RESULT	REPORTING LIMIT	UNITS	METHOD	PREPARATION-ANALYSIS DATE	WORK ORDER #
Manganese	**6010 J**	**1.0**	**ug/L**	**SW846 6020**	**08/27-09/04/08**	**KVRCD1AL**
		Dilution Factor: 1		Analysis Time..: 13:27	Analyst ID.....: 001637	
		Instrument ID..: I8		MDL.....: 0.027		
Molybdenum	ND	2.0	ug/L	SW846 6020	08/27-09/04/08	KVRCD1CA
		Dilution Factor: 1		Analysis Time..: 13:27	Analyst ID.....: 001637	
		Instrument ID..: I8		MDL.....: 0.12		
Nickel	**117**	**2.0**	**ug/L**	**SW846 6020**	**08/27-09/04/08**	**KVRCD1CC**
		Dilution Factor: 1		Analysis Time..: 13:27	Analyst ID.....: 001637	
		Instrument ID..: I8		MDL.....: 0.053		
Lead	**1.9 J**	**1.0**	**ug/L**	**SW846 6020**	**08/27-09/04/08**	**KVRCD1AK**
		Dilution Factor: 1		Analysis Time..: 13:27	Analyst ID.....: 001637	
		Instrument ID..: I8		MDL.....: 0.018		
Antimony	ND	2.0	ug/L	SW846 6020	08/27-09/04/08	KVRCD1AA
		Dilution Factor: 1		Analysis Time..: 13:27	Analyst ID.....: 001637	
		Instrument ID..: I8		MDL.....: 0.035		
Vanadium	ND	20.0	ug/L	SW846 6020	08/27-09/04/08	KVRCD1CG
		Dilution Factor: 1		Analysis Time..: 13:27	Analyst ID.....: 001637	
		Instrument ID..: I8		MDL.....: 0.46		
Zinc	**374 J**	**20.0**	**ug/L**	**SW846 6020**	**08/27-09/04/08**	**KVRCD1CH**
		Dilution Factor: 1		Analysis Time..: 13:27	Analyst ID.....: 001637	
		Instrument ID..: I8		MDL.....: 0.20		
Mercury	ND	0.20	ug/L	SW846 7470A	08/27/08	KVRCD1CK
		Dilution Factor: 1		Analysis Time..: 16:37	Analyst ID.....: 002260	
		Instrument ID..: H1		MDL.....: 0.10		
Prep Batch #...: 8252014						
Selenium	**29.8**	**5.0**	**ug/L**	**SW846 6020**	**09/08/08**	**KVRCD2CD**
		Dilution Factor: 1		Analysis Time..: 22:28	Analyst ID.....: 001637	
		Instrument ID..: I8		MDL.....: 0.14		
Thallium	**0.20 B**	**1.0**	**ug/L**	**SW846 6020**	**09/08/08**	**KVRCD2CF**
		Dilution Factor: 1		Analysis Time..: 22:28	Analyst ID.....: 001637	
		Instrument ID..: I8		MDL.....: 0.11		

(Continued on next page)

Tetra Tech NUS, Inc

Client Sample ID: DMW-4D-082508

DISSOLVED Metals

Lot-Sample #...: A8H260119-004 **Matrix.....:** WG

PARAMETER	RESULT	REPORTING LIMIT	UNITS	METHOD	PREPARATION-ANALYSIS DATE	WORK ORDER #
Calcium	**72100 J**	**1000**	**ug/L**	**SW846 6020**	**09/08/08**	**KVRCD2CT**
		Dilution Factor: 1		Analysis Time..: 22:28	Analyst ID.....: 001637	
		Instrument ID..: I8		MDL.....: 6.3		

NOTE(S):

J Method blank contamination. The associated method blank contains the target analyte at a reportable level.

B Estimated result. Result is less than RL.

Tetra Tech NUS, Inc

Client Sample ID: DMW-4I-082508

DISSOLVED Metals

Lot-Sample #...: A8H260119-002 Matrix.....: WG
Date Sampled...: 08/25/08 10:57 Date Received..: 08/26/08

PARAMETER	RESULT	REPORTING LIMIT	UNITS	METHOD	PREPARATION-ANALYSIS DATE	WORK ORDER #
Prep Batch #...: 8240011						
Magnesium	90900 J	1000	ug/L	SW846 6020	08/27-09/04/08	KVRA61D4
		Dilution Factor: 1		Analysis Time..: 12:59	Analyst ID.....: 001637	
		Instrument ID..: I8		MDL.....: 2.2		
Silver	ND	1.0	ug/L	SW846 6020	08/27-09/04/08	KVRA61CE
		Dilution Factor: 1		Analysis Time..: 12:59	Analyst ID.....: 001637	
		Instrument ID..: I8		MDL.....: 0.0026		
Arsenic	27.1	5.0	ug/L	SW846 6020	08/27-09/04/08	KVRA61A1
		Dilution Factor: 1		Analysis Time..: 12:59	Analyst ID.....: 001637	
		Instrument ID..: I8		MDL.....: 0.13		
Barium	14.6 J	1.0	ug/L	SW846 6020	08/27-09/04/08	KVRA61A2
		Dilution Factor: 1		Analysis Time..: 12:59	Analyst ID.....: 001637	
		Instrument ID..: I8		MDL.....: 0.014		
Beryllium	10.2	1.0	ug/L	SW846 6020	08/27-09/04/08	KVRA61A3
		Dilution Factor: 1		Analysis Time..: 12:59	Analyst ID.....: 001637	
		Instrument ID..: I8		MDL.....: 0.012		
Cadmium	59.6	1.0	ug/L	SW846 6020	08/27-09/04/08	KVRA61A4
		Dilution Factor: 1		Analysis Time..: 12:59	Analyst ID.....: 001637	
		Instrument ID..: I8		MDL.....: 0.0061		
Cobalt	171	1.0	ug/L	SW846 6020	08/27-09/04/08	KVRA61A5
		Dilution Factor: 1		Analysis Time..: 12:59	Analyst ID.....: 001637	
		Instrument ID..: I8		MDL.....: 0.0041		
Chromium	11.3 J	2.0	ug/L	SW846 6020	08/27-09/04/08	KVRA61CJ
		Dilution Factor: 1		Analysis Time..: 12:59	Analyst ID.....: 001637	
		Instrument ID..: I8		MDL.....: 0.069		
Copper	111 J	2.0	ug/L	SW846 6020	08/27-09/04/08	KVRA61A6
		Dilution Factor: 1		Analysis Time..: 12:59	Analyst ID.....: 001637	
		Instrument ID..: I8		MDL.....: 0.051		
Iron	2710 J	50.0	ug/L	SW846 6020	08/27-09/04/08	KVRA61A7
		Dilution Factor: 1		Analysis Time..: 12:59	Analyst ID.....: 001637	
		Instrument ID..: I8		MDL.....: 1.1		

(Continued on next page)

Tetra Tech NUS, Inc

Client Sample ID: DMW-4I-082508

DISSOLVED Metals

Lot-Sample #...: A8H260119-002 **Matrix.....:** WG

PARAMETER	RESULT	REPORTING LIMIT	UNITS	METHOD	PREPARATION-ANALYSIS DATE	WORK ORDER #
Manganese	**8760 J**	**1.0**	**ug/L**	**SW846 6020**	**08/27-09/04/08**	**KVRA61A9**
		Dilution Factor: 1		Analysis Time..: 12:59	Analyst ID.....: 001637	
		Instrument ID..: I8		MDL.....: 0.027		
Molybdenum	ND	2.0	ug/L	SW846 6020	08/27-09/04/08	KVRA61CA
		Dilution Factor: 1		Analysis Time..: 12:59	Analyst ID.....: 001637	
		Instrument ID..: I8		MDL.....: 0.12		
Nickel	**134**	**2.0**	**ug/L**	**SW846 6020**	**08/27-09/04/08**	**KVRA61CC**
		Dilution Factor: 1		Analysis Time..: 12:59	Analyst ID.....: 001637	
		Instrument ID..: I8		MDL.....: 0.053		
Lead	**10.1 J**	**1.0**	**ug/L**	**SW846 6020**	**08/27-09/04/08**	**KVRA61A8**
		Dilution Factor: 1		Analysis Time..: 12:59	Analyst ID.....: 001637	
		Instrument ID..: I8		MDL.....: 0.018		
Antimony	**0.095 B**	**2.0**	**ug/L**	**SW846 6020**	**08/27-09/04/08**	**KVRA61A0**
		Dilution Factor: 1		Analysis Time..: 12:59	Analyst ID.....: 001637	
		Instrument ID..: I8		MDL.....: 0.035		
Vanadium	**1.2 B**	**20.0**	**ug/L**	**SW846 6020**	**08/27-09/04/08**	**KVRA61CG**
		Dilution Factor: 1		Analysis Time..: 12:59	Analyst ID.....: 001637	
		Instrument ID..: I8		MDL.....: 0.46		
Zinc	**463 J**	**20.0**	**ug/L**	**SW846 6020**	**08/27-09/04/08**	**KVRA61CH**
		Dilution Factor: 1		Analysis Time..: 12:59	Analyst ID.....: 001637	
		Instrument ID..: I8		MDL.....: 0.20		
Mercury	ND	0.20	ug/L	SW846 7470A	08/27/08	KVRA61CK
		Dilution Factor: 1		Analysis Time..: 16:28	Analyst ID.....: 002260	
		Instrument ID..: H1		MDL.....: 0.10		
Prep Batch #...: 8252014						
Selenium	**30.3**	**5.0**	**ug/L**	**SW846 6020**	**09/08/08**	**KVRA62CD**
		Dilution Factor: 1		Analysis Time..: 21:52	Analyst ID.....: 001637	
		Instrument ID..: I8		MDL.....: 0.14		
Thallium	**0.32 B**	**1.0**	**ug/L**	**SW846 6020**	**09/08/08**	**KVRA62CF**
		Dilution Factor: 1		Analysis Time..: 21:52	Analyst ID.....: 001637	
		Instrument ID..: I8		MDL.....: 0.11		

(Continued on next page)

Tetra Tech NUS, Inc

Client Sample ID: DMW-4I-082508

DISSOLVED Metals

Lot-Sample #...: A8H260119-002 Matrix.....: WG

PARAMETER	RESULT	REPORTING LIMIT	UNITS	METHOD	PREPARATION-ANALYSIS DATE	WORK ORDER #
Calcium	**119000 J**	**1000**	**ug/L**	**SW846 6020**	**09/08/08**	**KVRA62D3**
		Dilution Factor: 1		Analysis Time..: 21:52	Analyst ID.....: 001637	
		Instrument ID..: I8		MDL.....: 6.3		

NOTE(S):

J Method blank contamination. The associated method blank contains the target analyte at a reportable level.

B Estimated result. Result is less than RL.

Tetra Tech NUS, Inc

Client Sample ID: DMW-4S-082508

DISSOLVED Metals

Lot-Sample #...: A8H260119-006 **Matrix.....:** WG
Date Sampled...: 08/25/08 14:45 **Date Received..:** 08/26/08

PARAMETER	RESULT	REPORTING LIMIT	UNITS	METHOD	PREPARATION-ANALYSIS DATE	WORK ORDER #
Prep Batch #...: 8240011						
Magnesium	**74100 J**	**1000**	**ug/L**	**SW846 6020**	**08/27-09/04/08**	**KVRCJ1CU**
		Dilution Factor: 1		Analysis Time..: 13:45	Analyst ID.....: 001637	
		Instrument ID..: I8		MDL.....: 2.2		
Silver	ND	1.0	ug/L	SW846 6020	08/27-09/04/08	KVRCJ1CE
		Dilution Factor: 1		Analysis Time..: 13:45	Analyst ID.....: 001637	
		Instrument ID..: I8		MDL.....: 0.0026		
Arsenic	**4.4 B**	**5.0**	**ug/L**	**SW846 6020**	**08/27-09/04/08**	**KVRCJ1AC**
		Dilution Factor: 1		Analysis Time..: 13:45	Analyst ID.....: 001637	
		Instrument ID..: I8		MDL.....: 0.13		
Barium	**10.3 J**	**1.0**	**ug/L**	**SW846 6020**	**08/27-09/04/08**	**KVRCJ1AD**
		Dilution Factor: 1		Analysis Time..: 13:45	Analyst ID.....: 001637	
		Instrument ID..: I8		MDL.....: 0.014		
Beryllium	**1.3**	**1.0**	**ug/L**	**SW846 6020**	**08/27-09/04/08**	**KVRCJ1AE**
		Dilution Factor: 1		Analysis Time..: 13:45	Analyst ID.....: 001637	
		Instrument ID..: I8		MDL.....: 0.012		
Cadmium	**6.3**	**1.0**	**ug/L**	**SW846 6020**	**08/27-09/04/08**	**KVRCJ1AF**
		Dilution Factor: 1		Analysis Time..: 13:45	Analyst ID.....: 001637	
		Instrument ID..: I8		MDL.....: 0.0061		
Cobalt	**83.3**	**1.0**	**ug/L**	**SW846 6020**	**08/27-09/04/08**	**KVRCJ1AG**
		Dilution Factor: 1		Analysis Time..: 13:45	Analyst ID.....: 001637	
		Instrument ID..: I8		MDL.....: 0.0041		
Chromium	**0.97 B,J**	**2.0**	**ug/L**	**SW846 6020**	**08/27-09/04/08**	**KVRCJ1CJ**
		Dilution Factor: 1		Analysis Time..: 13:45	Analyst ID.....: 001637	
		Instrument ID..: I8		MDL.....: 0.069		
Copper	**1.0 B,J**	**2.0**	**ug/L**	**SW846 6020**	**08/27-09/04/08**	**KVRCJ1AH**
		Dilution Factor: 1		Analysis Time..: 13:45	Analyst ID.....: 001637	
		Instrument ID..: I8		MDL.....: 0.051		
Iron	**46200 J**	**50.0**	**ug/L**	**SW846 6020**	**08/27-09/04/08**	**KVRCJ1AJ**
		Dilution Factor: 1		Analysis Time..: 13:45	Analyst ID.....: 001637	
		Instrument ID..: I8		MDL.....: 1.1		

(Continued on next page)

Tetra Tech NUS, Inc

Client Sample ID: DMW-4S-082508

DISSOLVED Metals

Lot-Sample #...: A8H260119-006 **Matrix.....:** WG

PARAMETER	RESULT	REPORTING LIMIT	UNITS	METHOD	PREPARATION-ANALYSIS DATE	WORK ORDER #
Manganese	**7150 J**	**1.0**	**ug/L**	**SW846 6020**	**08/27-09/04/08**	**KVRCJ1AL**
		Dilution Factor: 1		Analysis Time..: 13:45	Analyst ID.....: 001637	
		Instrument ID..: I8		MDL.....: 0.027		
Molybdenum	ND	2.0	ug/L	SW846 6020	08/27-09/04/08	KVRCJ1CA
		Dilution Factor: 1		Analysis Time..: 13:45	Analyst ID.....: 001637	
		Instrument ID..: I8		MDL.....: 0.12		
Nickel	**37.8**	**2.0**	**ug/L**	**SW846 6020**	**08/27-09/04/08**	**KVRCJ1CC**
		Dilution Factor: 1		Analysis Time..: 13:45	Analyst ID.....: 001637	
		Instrument ID..: I8		MDL.....: 0.053		
Lead	**0.65 B,J**	**1.0**	**ug/L**	**SW846 6020**	**08/27-09/04/08**	**KVRCJ1AK**
		Dilution Factor: 1		Analysis Time..: 13:45	Analyst ID.....: 001637	
		Instrument ID..: I8		MDL.....: 0.018		
Antimony	ND	2.0	ug/L	SW846 6020	08/27-09/04/08	KVRCJ1AA
		Dilution Factor: 1		Analysis Time..: 13:45	Analyst ID.....: 001637	
		Instrument ID..: I8		MDL.....: 0.035		
Vanadium	ND	20.0	ug/L	SW846 6020	08/27-09/04/08	KVRCJ1CG
		Dilution Factor: 1		Analysis Time..: 13:45	Analyst ID.....: 001637	
		Instrument ID..: I8		MDL.....: 0.46		
Zinc	**134 J**	**20.0**	**ug/L**	**SW846 6020**	**08/27-09/04/08**	**KVRCJ1CH**
		Dilution Factor: 1		Analysis Time..: 13:45	Analyst ID.....: 001637	
		Instrument ID..: I8		MDL.....: 0.20		
Mercury	ND	0.20	ug/L	SW846 7470A	08/27/08	KVRCJ1CK
		Dilution Factor: 1		Analysis Time..: 16:39	Analyst ID.....: 002260	
		Instrument ID..: H1		MDL.....: 0.10		
Prep Batch #...: 8252014						
Selenium	**3.4 B**	**5.0**	**ug/L**	**SW846 6020**	**09/08/08**	**KVRCJ2CD**
		Dilution Factor: 1		Analysis Time..: 22:45	Analyst ID.....: 001637	
		Instrument ID..: I8		MDL.....: 0.14		
Thallium	ND	1.0	ug/L	SW846 6020	09/08/08	KVRCJ2CF
		Dilution Factor: 1		Analysis Time..: 22:45	Analyst ID.....: 001637	
		Instrument ID..: I8		MDL.....: 0.11		

(Continued on next page)

Tetra Tech NUS, Inc

Client Sample ID: DMW-4S-082508

DISSOLVED Metals

Lot-Sample #...: A8H260119-006 **Matrix.....:** WG

PARAMETER	RESULT	REPORTING LIMIT	UNITS	METHOD	PREPARATION-ANALYSIS DATE	WORK ORDER #
Calcium	**95000 J**	**1000**	**ug/L**	**SW846 6020**	**09/08/08**	**KVRCJ2CT**
		Dilution Factor: 1		Analysis Time..: 22:45	Analyst ID.....: 001637	
		Instrument ID..: I8		MDL.....: 6.3		

NOTE(S):

J Method blank contamination. The associated method blank contains the target analyte at a reportable level.

B Estimated result. Result is less than RL.

Tetra Tech NUS, Inc

Client Sample ID: DMW-5D-082108

DISSOLVED Metals

Lot-Sample #...: A8H220130-004 **Matrix.....:** WG
Date Sampled...: 08/21/08 13:05 **Date Received..:** 08/22/08

PARAMETER	RESULT	REPORTING LIMIT	UNITS	METHOD	PREPARATION-ANALYSIS DATE	WORK ORDER #
Prep Batch #...: 8238015						
Silver	ND	1.0	ug/L	SW846 6020	08/25-09/03/08	KVLGG1CD
		Dilution Factor: 1		Analysis Time..: 17:34	Analyst ID.....: 002260	
		Instrument ID..: I8		MDL.....: 0.0026		
Arsenic	ND	5.0	ug/L	SW846 6020	08/25-09/03/08	KVLGG1C0
		Dilution Factor: 1		Analysis Time..: 17:34	Analyst ID.....: 002260	
		Instrument ID..: I8		MDL.....: 0.13		
Barium	**10.2 J**	**1.0**	**ug/L**	**SW846 6020**	**08/25-09/03/08**	**KVLGG1C1**
		Dilution Factor: 1		Analysis Time..: 17:34	Analyst ID.....: 002260	
		Instrument ID..: I8		MDL.....: 0.014		
Beryllium	**0.11 B**	**1.0**	**ug/L**	**SW846 6020**	**08/25-09/03/08**	**KVLGG1C2**
		Dilution Factor: 1		Analysis Time..: 17:34	Analyst ID.....: 002260	
		Instrument ID..: I8		MDL.....: 0.012		
Cadmium	**0.057 B**	**1.0**	**ug/L**	**SW846 6020**	**08/25-09/03/08**	**KVLGG1C3**
		Dilution Factor: 1		Analysis Time..: 17:34	Analyst ID.....: 002260	
		Instrument ID..: I8		MDL.....: 0.0061		
Cobalt	**3.9 J**	**1.0**	**ug/L**	**SW846 6020**	**08/25-09/03/08**	**KVLGG1C4**
		Dilution Factor: 1		Analysis Time..: 17:34	Analyst ID.....: 002260	
		Instrument ID..: I8		MDL.....: 0.0041		
Chromium	**0.18 B,J**	**2.0**	**ug/L**	**SW846 6020**	**08/25-09/03/08**	**KVLGG1CH**
		Dilution Factor: 1		Analysis Time..: 17:34	Analyst ID.....: 002260	
		Instrument ID..: I8		MDL.....: 0.069		
Copper	**1.3 B,J**	**2.0**	**ug/L**	**SW846 6020**	**08/25-09/03/08**	**KVLGG1C5**
		Dilution Factor: 1		Analysis Time..: 17:34	Analyst ID.....: 002260	
		Instrument ID..: I8		MDL.....: 0.051		
Iron	**5.6 B,J**	**50.0**	**ug/L**	**SW846 6020**	**08/25-09/03/08**	**KVLGG1C6**
		Dilution Factor: 1		Analysis Time..: 17:34	Analyst ID.....: 002260	
		Instrument ID..: I8		MDL.....: 1.1		
Manganese	**22.7 J**	**1.0**	**ug/L**	**SW846 6020**	**08/25-09/03/08**	**KVLGG1C8**
		Dilution Factor: 1		Analysis Time..: 17:34	Analyst ID.....: 002260	
		Instrument ID..: I8		MDL.....: 0.027		

(Continued on next page)

Tetra Tech NUS, Inc

Client Sample ID: DMW-5D-082108

DISSOLVED Metals

Lot-Sample #...: A8H220130-004 Matrix.....: WG

PARAMETER	RESULT	REPORTING LIMIT	UNITS	METHOD	PREPARATION-ANALYSIS DATE	WORK ORDER #
Molybdenum	ND	2.0	ug/L	SW846 6020	08/25-09/03/08	KVLGG1C9
		Dilution Factor: 1		Analysis Time..: 17:34	Analyst ID.....: 002260	
		Instrument ID..: I8		MDL.....: 0.12		
Nickel	**5.5 J**	**2.0**	**ug/L**	**SW846 6020**	**08/25-09/03/08**	**KVLGG1CA**
		Dilution Factor: 1		Analysis Time..: 17:34	Analyst ID.....: 002260	
		Instrument ID..: I8		MDL.....: 0.053		
Lead	**0.024 B,J**	**1.0**	**ug/L**	**SW846 6020**	**08/25-09/03/08**	**KVLGG1C7**
		Dilution Factor: 1		Analysis Time..: 17:34	Analyst ID.....: 002260	
		Instrument ID..: I8		MDL.....: 0.018		
Antimony	**0.040 B**	**2.0**	**ug/L**	**SW846 6020**	**08/25-09/03/08**	**KVLGG1CX**
		Dilution Factor: 1		Analysis Time..: 17:34	Analyst ID.....: 002260	
		Instrument ID..: I8		MDL.....: 0.035		
Selenium	**0.22 B**	**5.0**	**ug/L**	**SW846 6020**	**08/25-09/03/08**	**KVLGG1CC**
		Dilution Factor: 1		Analysis Time..: 17:34	Analyst ID.....: 002260	
		Instrument ID..: I8		MDL.....: 0.14		
Thallium	ND	1.0	ug/L	SW846 6020	08/25-09/04/08	KVLGG1CE
		Dilution Factor: 1		Analysis Time..: 11:29	Analyst ID.....: 001637	
		Instrument ID..: I8		MDL.....: 0.11		
Vanadium	ND	20.0	ug/L	SW846 6020	08/25-09/03/08	KVLGG1CF
		Dilution Factor: 1		Analysis Time..: 17:34	Analyst ID.....: 002260	
		Instrument ID..: I8		MDL.....: 0.46		
Zinc	**16.0 B,J**	**20.0**	**ug/L**	**SW846 6020**	**08/25-09/03/08**	**KVLGG1CG**
		Dilution Factor: 1		Analysis Time..: 17:34	Analyst ID.....: 002260	
		Instrument ID..: I8		MDL.....: 0.20		
Mercury	**0.14 B**	**0.20**	**ug/L**	**SW846 7470A**	**08/25-08/27/08**	**KVLGG1DU**
		Dilution Factor: 1		Analysis Time..: 09:48	Analyst ID.....: 002260	
		Instrument ID..: H1		MDL.....: 0.10		

NOTE(S):

J Method blank contamination. The associated method blank contains the target analyte at a reportable level.

B Estimated result. Result is less than RL.

Tetra Tech NUS, Inc

Client Sample ID: DMW-5I-082608

DISSOLVED Metals

Lot-Sample #...: A8H270116-002 **Matrix.....:** WG
Date Sampled...: 08/26/08 10:37 **Date Received..:** 08/27/08

PARAMETER	RESULT	REPORTING LIMIT	UNITS	METHOD	PREPARATION-ANALYSIS DATE	WORK ORDER #
Prep Batch #...: 8241017						
Silver	**0.025 B**	**1.0**	**ug/L**	**SW846 6020**	**08/28-08/30/08**	**KVVGX1DW**
		Dilution Factor: 1		Analysis Time..: 05:32	Analyst ID.....: 002260	
		Instrument ID..: I8		MDL.....: 0.0026		
Arsenic	**13.1**	**5.0**	**ug/L**	**SW846 6020**	**08/28-08/30/08**	**KVVGX1DH**
		Dilution Factor: 1		Analysis Time..: 05:32	Analyst ID.....: 002260	
		Instrument ID..: I8		MDL.....: 0.13		
Barium	**14.5 J**	**1.0**	**ug/L**	**SW846 6020**	**08/28-08/30/08**	**KVVGX1DJ**
		Dilution Factor: 1		Analysis Time..: 05:32	Analyst ID.....: 002260	
		Instrument ID..: I8		MDL.....: 0.014		
Beryllium	**2.6**	**1.0**	**ug/L**	**SW846 6020**	**08/28-09/02/08**	**KVVGX1DK**
		Dilution Factor: 1		Analysis Time..: 22:39	Analyst ID.....: 001637	
		Instrument ID..: I8		MDL.....: 0.012		
Calcium	**81500 J**	**1000**	**ug/L**	**SW846 6020**	**08/28-08/30/08**	**KVVGX1D3**
		Dilution Factor: 1		Analysis Time..: 05:32	Analyst ID.....: 002260	
		Instrument ID..: I8		MDL.....: 6.3		
Cadmium	**3.4 J**	**1.0**	**ug/L**	**SW846 6020**	**08/28-08/30/08**	**KVVGX1DL**
		Dilution Factor: 1		Analysis Time..: 05:32	Analyst ID.....: 002260	
		Instrument ID..: I8		MDL.....: 0.0061		
Cobalt	**79.2**	**1.0**	**ug/L**	**SW846 6020**	**08/28-08/30/08**	**KVVGX1DM**
		Dilution Factor: 1		Analysis Time..: 05:32	Analyst ID.....: 002260	
		Instrument ID..: I8		MDL.....: 0.0041		
Chromium	**10 J**	**2.0**	**ug/L**	**SW846 6020**	**08/28-08/30/08**	**KVVGX1D2**
		Dilution Factor: 1		Analysis Time..: 05:32	Analyst ID.....: 002260	
		Instrument ID..: I8		MDL.....: 0.069		
Copper	**4.6 J**	**2.0**	**ug/L**	**SW846 6020**	**08/28-08/30/08**	**KVVGX1DN**
		Dilution Factor: 1		Analysis Time..: 05:32	Analyst ID.....: 002260	
		Instrument ID..: I8		MDL.....: 0.051		
Iron	**34500 J**	**50.0**	**ug/L**	**SW846 6020**	**08/28-08/30/08**	**KVVGX1DP**
		Dilution Factor: 1		Analysis Time..: 05:32	Analyst ID.....: 002260	
		Instrument ID..: I8		MDL.....: 1.1		

(Continued on next page)

Tetra Tech NUS, Inc

Client Sample ID: DMW-5I-082608

DISSOLVED Metals

Lot-Sample #...: A8H270116-002 Matrix.....: WG

PARAMETER	RESULT	REPORTING LIMIT	UNITS	METHOD	PREPARATION-ANALYSIS DATE	WORK ORDER #
Magnesium	**47300 J**	**1000**	**ug/L**	**SW846 6020**	**08/28-09/02/08**	**KVVGX1D4**
		Dilution Factor: 1		Analysis Time..: 22:39	Analyst ID.....: 001637	
		Instrument ID..: I8		MDL.....: 2.2		
Manganese	**2800 J**	**1.0**	**ug/L**	**SW846 6020**	**08/28-09/03/08**	**KVVGX1DR**
		Dilution Factor: 1		Analysis Time..: 11:26	Analyst ID.....: 002260	
		Instrument ID..: I8		MDL.....: 0.027		
Molybdenum	ND	2.0	ug/L	SW846 6020	08/28-08/30/08	KVVGX1DT
		Dilution Factor: 1		Analysis Time..: 05:32	Analyst ID.....: 002260	
		Instrument ID..: I8		MDL.....: 0.12		
Nickel	**70.0 J**	**2.0**	**ug/L**	**SW846 6020**	**08/28-08/30/08**	**KVVGX1DU**
		Dilution Factor: 1		Analysis Time..: 05:32	Analyst ID.....: 002260	
		Instrument ID..: I8		MDL.....: 0.053		
Lead	**4.6 J**	**1.0**	**ug/L**	**SW846 6020**	**08/28-08/30/08**	**KVVGX1DQ**
		Dilution Factor: 1		Analysis Time..: 05:32	Analyst ID.....: 002260	
		Instrument ID..: I8		MDL.....: 0.018		
Antimony	ND	2.0	ug/L	SW846 6020	08/28-08/30/08	KVVGX1DG
		Dilution Factor: 1		Analysis Time..: 05:32	Analyst ID.....: 002260	
		Instrument ID..: I8		MDL.....: 0.035		
Selenium	**32.7**	**5.0**	**ug/L**	**SW846 6020**	**08/28-08/30/08**	**KVVGX1DV**
		Dilution Factor: 1		Analysis Time..: 05:32	Analyst ID.....: 002260	
		Instrument ID..: I8		MDL.....: 0.14		
Thallium	**0.17 B,J**	**1.0**	**ug/L**	**SW846 6020**	**08/28-08/30/08**	**KVVGX1DX**
		Dilution Factor: 1		Analysis Time..: 05:32	Analyst ID.....: 002260	
		Instrument ID..: I8		MDL.....: 0.11		
Vanadium	**3.8 B**	**20.0**	**ug/L**	**SW846 6020**	**08/28-08/30/08**	**KVVGX1D0**
		Dilution Factor: 1		Analysis Time..: 05:32	Analyst ID.....: 002260	
		Instrument ID..: I8		MDL.....: 0.46		
Zinc	**236 J**	**20.0**	**ug/L**	**SW846 6020**	**08/28-08/30/08**	**KVVGX1D1**
		Dilution Factor: 1		Analysis Time..: 05:32	Analyst ID.....: 002260	
		Instrument ID..: I8		MDL.....: 0.20		

(Continued on next page)

Tetra Tech NUS, Inc

Client Sample ID: DMW-5I-082608

DISSOLVED Metals

Lot-Sample #...: A8H270116-002 Matrix.....: WG

PARAMETER	RESULT	REPORTING LIMIT	UNITS	METHOD	PREPARATION-ANALYSIS DATE	WORK ORDER #
Mercury	ND	0.20	ug/L	SW846 7470A	08/28-08/29/08	KVVGX1CK

Dilution Factor: 1 Analysis Time..: 12:24 Analyst ID.....: 001576

Instrument ID..: H4 MDL.....: 0.10

NOTE(S):

B Estimated result. Result is less than RL.

J Method blank contamination. The associated method blank contains the target analyte at a reportable level.

Tetra Tech NUS, Inc

Client Sample ID: DMW-5S-082608

DISSOLVED Metals

Lot-Sample #...: A8H270116-003 Matrix.....: WG
Date Sampled...: 08/26/08 12:23 Date Received..: 08/27/08

PARAMETER	RESULT	REPORTING LIMIT	UNITS	METHOD	PREPARATION-ANALYSIS DATE	WORK ORDER #
Prep Batch #...: 8241017						
Silver	ND	1.0	ug/L	SW846 6020	08/28-08/30/08	KVVG41DW
		Dilution Factor: 1		Analysis Time..: 05:44	Analyst ID.....: 002260	
		Instrument ID..: I8		MDL.....: 0.0026		
Arsenic	**17.1**	**5.0**	**ug/L**	**SW846 6020**	**08/28-08/30/08**	**KVVG41DH**
		Dilution Factor: 1		Analysis Time..: 05:44	Analyst ID.....: 002260	
		Instrument ID..: I8		MDL.....: 0.13		
Barium	**13.0 J**	**1.0**	**ug/L**	**SW846 6020**	**08/28-08/30/08**	**KVVG41DJ**
		Dilution Factor: 1		Analysis Time..: 05:44	Analyst ID.....: 002260	
		Instrument ID..: I8		MDL.....: 0.014		
Beryllium	**4.9**	**1.0**	**ug/L**	**SW846 6020**	**08/28-09/02/08**	**KVVG41DK**
		Dilution Factor: 1		Analysis Time..: 22:48	Analyst ID.....: 001637	
		Instrument ID..: I8		MDL.....: 0.012		
Calcium	**77400 J**	**1000**	**ug/L**	**SW846 6020**	**08/28-08/30/08**	**KVVG41D3**
		Dilution Factor: 1		Analysis Time..: 05:44	Analyst ID.....: 002260	
		Instrument ID..: I8		MDL.....: 6.3		
Cadmium	**2.0 J**	**1.0**	**ug/L**	**SW846 6020**	**08/28-08/30/08**	**KVVG41DL**
		Dilution Factor: 1		Analysis Time..: 05:44	Analyst ID.....: 002260	
		Instrument ID..: I8		MDL.....: 0.0061		
Cobalt	**75.1**	**1.0**	**ug/L**	**SW846 6020**	**08/28-08/30/08**	**KVVG41DM**
		Dilution Factor: 1		Analysis Time..: 05:44	Analyst ID.....: 002260	
		Instrument ID..: I8		MDL.....: 0.0041		
Chromium	**9.3 J**	**2.0**	**ug/L**	**SW846 6020**	**08/28-08/30/08**	**KVVG41D2**
		Dilution Factor: 1		Analysis Time..: 05:44	Analyst ID.....: 002260	
		Instrument ID..: I8		MDL.....: 0.069		
Copper	**10.2 J**	**2.0**	**ug/L**	**SW846 6020**	**08/28-08/30/08**	**KVVG41DN**
		Dilution Factor: 1		Analysis Time..: 05:44	Analyst ID.....: 002260	
		Instrument ID..: I8		MDL.....: 0.051		
Iron	**24900 J**	**50.0**	**ug/L**	**SW846 6020**	**08/28-08/30/08**	**KVVG41DP**
		Dilution Factor: 1		Analysis Time..: 05:44	Analyst ID.....: 002260	
		Instrument ID..: I8		MDL.....: 1.1		

(Continued on next page)

Tetra Tech NUS, Inc

Client Sample ID: DMW-5S-082608

DISSOLVED Metals

Lot-Sample #...: A8H270116-003 **Matrix.....:** WG

PARAMETER	RESULT	REPORTING LIMIT	UNITS	METHOD	PREPARATION-ANALYSIS DATE	WORK ORDER #
Magnesium	**53500 J**	**1000**	**ug/L**	**SW846 6020**	**08/28-09/02/08**	**KVVG41D4**
		Dilution Factor: 1		Analysis Time..: 22:48	Analyst ID.....: 001637	
		Instrument ID..: I8		MDL.....: 2.2		
Manganese	**4190 J**	**1.0**	**ug/L**	**SW846 6020**	**08/28-09/03/08**	**KVVG41DR**
		Dilution Factor: 1		Analysis Time..: 11:55	Analyst ID.....: 002260	
		Instrument ID..: I8		MDL.....: 0.027		
Molybdenum	ND	2.0	ug/L	SW846 6020	08/28-08/30/08	KVVG41DT
		Dilution Factor: 1		Analysis Time..: 05:44	Analyst ID.....: 002260	
		Instrument ID..: I8		MDL.....: 0.12		
Nickel	**64.5 J**	**2.0**	**ug/L**	**SW846 6020**	**08/28-08/30/08**	**KVVG41DU**
		Dilution Factor: 1		Analysis Time..: 05:44	Analyst ID.....: 002260	
		Instrument ID..: I8		MDL.....: 0.053		
Lead	**2.9 J**	**1.0**	**ug/L**	**SW846 6020**	**08/28-08/30/08**	**KVVG41DQ**
		Dilution Factor: 1		Analysis Time..: 05:44	Analyst ID.....: 002260	
		Instrument ID..: I8		MDL.....: 0.018		
Antimony	ND	2.0	ug/L	SW846 6020	08/28-08/30/08	KVVG41DG
		Dilution Factor: 1		Analysis Time..: 05:44	Analyst ID.....: 002260	
		Instrument ID..: I8		MDL.....: 0.035		
Selenium	**38.6**	**5.0**	**ug/L**	**SW846 6020**	**08/28-08/30/08**	**KVVG41DV**
		Dilution Factor: 1		Analysis Time..: 05:44	Analyst ID.....: 002260	
		Instrument ID..: I8		MDL.....: 0.14		
Thallium	**0.22 B,J**	**1.0**	**ug/L**	**SW846 6020**	**08/28-08/30/08**	**KVVG41DX**
		Dilution Factor: 1		Analysis Time..: 05:44	Analyst ID.....: 002260	
		Instrument ID..: I8		MDL.....: 0.11		
Vanadium	**12.0 B**	**20.0**	**ug/L**	**SW846 6020**	**08/28-08/30/08**	**KVVG41D0**
		Dilution Factor: 1		Analysis Time..: 05:44	Analyst ID.....: 002260	
		Instrument ID..: I8		MDL.....: 0.46		
Zinc	**212 J**	**20.0**	**ug/L**	**SW846 6020**	**08/28-08/30/08**	**KVVG41D1**
		Dilution Factor: 1		Analysis Time..: 05:44	Analyst ID.....: 002260	
		Instrument ID..: I8		MDL.....: 0.20		

(Continued on next page)

Tetra Tech NUS, Inc

Client Sample ID: DMW-5S-082608

DISSOLVED Metals

Lot-Sample #...: A8H270116-003 **Matrix.....:** WG

PARAMETER	RESULT	REPORTING LIMIT	UNITS	METHOD	PREPARATION-ANALYSIS DATE	WORK ORDER #
Mercury	ND	0.20	ug/L	SW846 7470A	08/28-08/29/08	KVVG41CK

Dilution Factor: 1 Analysis Time..: 12:37 Analyst ID.....: 001576

Instrument ID..: H4 MDL.....: 0.10

NOTE(S):

J Method blank contamination. The associated method blank contains the target analyte at a reportable level.

B Estimated result. Result is less than RL.

Tetra Tech NUS, Inc

Client Sample ID: DMW-6S-082108

DISSOLVED Metals

Lot-Sample #...: A8H220130-002 **Matrix.....:** WG
Date Sampled...: 08/21/08 11:30 **Date Received..:** 08/22/08

PARAMETER	RESULT	REPORTING LIMIT	UNITS	METHOD	PREPARATION-ANALYSIS DATE	WORK ORDER #
Prep Batch #...: 8238015						
Silver	ND	1.0	ug/L	SW846 6020	08/25-09/03/08	KVLF01C2
		Dilution Factor: 1		Analysis Time..: 17:09	Analyst ID.....: 002260	
		Instrument ID..: I8		MDL.....: 0.0026		
Arsenic	6.8	5.0	ug/L	SW846 6020	08/25-09/03/08	KVLF01CM
		Dilution Factor: 1		Analysis Time..: 17:09	Analyst ID.....: 002260	
		Instrument ID..: I8		MDL.....: 0.13		
Barium	53.6 J	1.0	ug/L	SW846 6020	08/25-09/03/08	KVLF01CN
		Dilution Factor: 1		Analysis Time..: 17:09	Analyst ID.....: 002260	
		Instrument ID..: I8		MDL.....: 0.014		
Beryllium	0.018 B	1.0	ug/L	SW846 6020	08/25-09/03/08	KVLF01CP
		Dilution Factor: 1		Analysis Time..: 17:09	Analyst ID.....: 002260	
		Instrument ID..: I8		MDL.....: 0.012		
Cadmium	ND	1.0	ug/L	SW846 6020	08/25-09/03/08	KVLF01CQ
		Dilution Factor: 1		Analysis Time..: 17:09	Analyst ID.....: 002260	
		Instrument ID..: I8		MDL.....: 0.0061		
Cobalt	6.5 J	1.0	ug/L	SW846 6020	08/25-09/03/08	KVLF01CR
		Dilution Factor: 1		Analysis Time..: 17:09	Analyst ID.....: 002260	
		Instrument ID..: I8		MDL.....: 0.0041		
Chromium	0.65 B,J	2.0	ug/L	SW846 6020	08/25-09/03/08	KVLF01C6
		Dilution Factor: 1		Analysis Time..: 17:09	Analyst ID.....: 002260	
		Instrument ID..: I8		MDL.....: 0.069		
Copper	0.14 B,J	2.0	ug/L	SW846 6020	08/25-09/03/08	KVLF01CT
		Dilution Factor: 1		Analysis Time..: 17:09	Analyst ID.....: 002260	
		Instrument ID..: I8		MDL.....: 0.051		
Iron	284000 J	50.0	ug/L	SW846 6020	08/25-09/03/08	KVLF01CU
		Dilution Factor: 1		Analysis Time..: 17:09	Analyst ID.....: 002260	
		Instrument ID..: I8		MDL.....: 1.1		
Manganese	2340 J	1.0	ug/L	SW846 6020	08/25-09/03/08	KVLF01CW
		Dilution Factor: 1		Analysis Time..: 17:09	Analyst ID.....: 002260	
		Instrument ID..: I8		MDL.....: 0.027		

(Continued on next page)

Tetra Tech NUS, Inc

Client Sample ID: DMW-6S-082108

DISSOLVED Metals

Lot-Sample #...: A8H220130-002 Matrix.....: WG

PARAMETER	RESULT	REPORTING LIMIT	UNITS	METHOD	PREPARATION-ANALYSIS DATE	WORK ORDER #
Molybdenum	0.18 B	2.0	ug/L	SW846 6020	08/25-09/03/08	KVLF01CX
		Dilution Factor: 1		Analysis Time..: 17:09	Analyst ID.....: 002260	
		Instrument ID..: I8		MDL.....: 0.12		
Nickel	2.4 J	2.0	ug/L	SW846 6020	08/25-09/03/08	KVLF01C0
		Dilution Factor: 1		Analysis Time..: 17:09	Analyst ID.....: 002260	
		Instrument ID..: I8		MDL.....: 0.053		
Lead	0.053 B,J	1.0	ug/L	SW846 6020	08/25-09/03/08	KVLF01CV
		Dilution Factor: 1		Analysis Time..: 17:09	Analyst ID.....: 002260	
		Instrument ID..: I8		MDL.....: 0.018		
Antimony	0.29 B	2.0	ug/L	SW846 6020	08/25-09/03/08	KVLF01CL
		Dilution Factor: 1		Analysis Time..: 17:09	Analyst ID.....: 002260	
		Instrument ID..: I8		MDL.....: 0.035		
Selenium	1.3 B	5.0	ug/L	SW846 6020	08/25-09/03/08	KVLF01C1
		Dilution Factor: 1		Analysis Time..: 17:09	Analyst ID.....: 002260	
		Instrument ID..: I8		MDL.....: 0.14		
Thallium	0.12 B	1.0	ug/L	SW846 6020	08/25-09/04/08	KVLF01C3
		Dilution Factor: 1		Analysis Time..: 10:46	Analyst ID.....: 001637	
		Instrument ID..: I8		MDL.....: 0.11		
Vanadium	0.70 B	20.0	ug/L	SW846 6020	08/25-09/03/08	KVLF01C4
		Dilution Factor: 1		Analysis Time..: 17:09	Analyst ID.....: 002260	
		Instrument ID..: I8		MDL.....: 0.46		
Zinc	3.5 B,J	20.0	ug/L	SW846 6020	08/25-09/03/08	KVLF01C5
		Dilution Factor: 1		Analysis Time..: 17:09	Analyst ID.....: 002260	
		Instrument ID..: I8		MDL.....: 0.20		
Mercury	ND	0.20	ug/L	SW846 7470A	08/25-08/27/08	KVLF01DU
		Dilution Factor: 1		Analysis Time..: 09:44	Analyst ID.....: 002260	
		Instrument ID..: H1		MDL.....: 0.10		

NOTE(S):

J Method blank contamination. The associated method blank contains the target analyte at a reportable level.

B Estimated result. Result is less than RL.

Tetra Tech NUS, Inc

Client Sample ID: DMW-9D-082208

DISSOLVED Metals

Lot-Sample #...: A8H230142-003 **Matrix.....:** WG
Date Sampled...: 08/22/08 12:35 **Date Received..:** 08/23/08

PARAMETER	RESULT	REPORTING LIMIT	UNITS	METHOD	PREPARATION-ANALYSIS DATE	WORK ORDER #
Prep Batch #...: 8238015						
Silver	ND	1.0	ug/L	SW846 6020	08/25-09/03/08	KVNXT1CD
		Dilution Factor: 1		Analysis Time..: 18:16	Analyst ID.....: 002260	
		Instrument ID..: I8		MDL.....: 0.0026		
Arsenic	**4.0 B**	**5.0**	**ug/L**	**SW846 6020**	**08/25-09/03/08**	**KVNXT1C0**
		Dilution Factor: 1		Analysis Time..: 18:16	Analyst ID.....: 002260	
		Instrument ID..: I8		MDL.....: 0.13		
Barium	**39.2 J**	**1.0**	**ug/L**	**SW846 6020**	**08/25-09/03/08**	**KVNXT1C1**
		Dilution Factor: 1		Analysis Time..: 18:16	Analyst ID.....: 002260	
		Instrument ID..: I8		MDL.....: 0.014		
Beryllium	**0.47 B**	**1.0**	**ug/L**	**SW846 6020**	**08/25-09/03/08**	**KVNXT1C2**
		Dilution Factor: 1		Analysis Time..: 18:16	Analyst ID.....: 002260	
		Instrument ID..: I8		MDL.....: 0.012		
Calcium	**9920 J**	**1000**	**ug/L**	**SW846 6020**	**08/25-09/03/08**	**KVNXT1CJ**
		Dilution Factor: 1		Analysis Time..: 18:16	Analyst ID.....: 002260	
		Instrument ID..: I8		MDL.....: 6.3		
Cadmium	**0.028 B**	**1.0**	**ug/L**	**SW846 6020**	**08/25-09/03/08**	**KVNXT1C3**
		Dilution Factor: 1		Analysis Time..: 18:16	Analyst ID.....: 002260	
		Instrument ID..: I8		MDL.....: 0.0061		
Cobalt	**377 J**	**1.0**	**ug/L**	**SW846 6020**	**08/25-09/03/08**	**KVNXT1C4**
		Dilution Factor: 1		Analysis Time..: 18:16	Analyst ID.....: 002260	
		Instrument ID..: I8		MDL.....: 0.0041		
Chromium	**1.0 B,J**	**2.0**	**ug/L**	**SW846 6020**	**08/25-09/03/08**	**KVNXT1CH**
		Dilution Factor: 1		Analysis Time..: 18:16	Analyst ID.....: 002260	
		Instrument ID..: I8		MDL.....: 0.069		
Copper	**0.50 B,J**	**2.0**	**ug/L**	**SW846 6020**	**08/25-09/03/08**	**KVNXT1C5**
		Dilution Factor: 1		Analysis Time..: 18:16	Analyst ID.....: 002260	
		Instrument ID..: I8		MDL.....: 0.051		
Iron	**16100 J**	**50.0**	**ug/L**	**SW846 6020**	**08/25-09/04/08**	**KVNXT1C6**
		Dilution Factor: 1		Analysis Time..: 12:15	Analyst ID.....: 001637	
		Instrument ID..: I8		MDL.....: 1.1		

(Continued on next page)

Tetra Tech NUS, Inc

Client Sample ID: DMW-9D-082208

DISSOLVED Metals

Lot-Sample #...: A8H230142-003 Matrix.....: WG

PARAMETER	RESULT	REPORTING LIMIT	UNITS	METHOD	PREPARATION-ANALYSIS DATE	WORK ORDER #
Manganese	**3430 J**	**1.0**	**ug/L**	**SW846 6020**	**08/25-09/03/08**	**KVNXT1C8**
		Dilution Factor: 1		Analysis Time..: 18:16	Analyst ID.....: 002260	
		Instrument ID..: I8		MDL.....: 0.027		
Molybdenum	ND	2.0	ug/L	SW846 6020	08/25-09/03/08	KVNXT1C9
		Dilution Factor: 1		Analysis Time..: 18:16	Analyst ID.....: 002260	
		Instrument ID..: I8		MDL.....: 0.12		
Nickel	**46.3 J**	**2.0**	**ug/L**	**SW846 6020**	**08/25-09/03/08**	**KVNXT1CA**
		Dilution Factor: 1		Analysis Time..: 18:16	Analyst ID.....: 002260	
		Instrument ID..: I8		MDL.....: 0.053		
Lead	**1.7 J**	**1.0**	**ug/L**	**SW846 6020**	**08/25-09/03/08**	**KVNXT1C7**
		Dilution Factor: 1		Analysis Time..: 18:16	Analyst ID.....: 002260	
		Instrument ID..: I8		MDL.....: 0.018		
Antimony	ND	2.0	ug/L	SW846 6020	08/25-09/03/08	KVNXT1CX
		Dilution Factor: 1		Analysis Time..: 18:16	Analyst ID.....: 002260	
		Instrument ID..: I8		MDL.....: 0.035		
Selenium	**1.1 B**	**5.0**	**ug/L**	**SW846 6020**	**08/25-09/03/08**	**KVNXT1CC**
		Dilution Factor: 1		Analysis Time..: 18:16	Analyst ID.....: 002260	
		Instrument ID..: I8		MDL.....: 0.14		
Thallium	ND	1.0	ug/L	SW846 6020	08/25-09/04/08	KVNXT1CE
		Dilution Factor: 1		Analysis Time..: 12:15	Analyst ID.....: 001637	
		Instrument ID..: I8		MDL.....: 0.11		
Vanadium	**1.7 B**	**20.0**	**ug/L**	**SW846 6020**	**08/25-09/03/08**	**KVNXT1CF**
		Dilution Factor: 1		Analysis Time..: 18:16	Analyst ID.....: 002260	
		Instrument ID..: I8		MDL.....: 0.46		
Zinc	**74.6 J**	**20.0**	**ug/L**	**SW846 6020**	**08/25-09/03/08**	**KVNXT1CG**
		Dilution Factor: 1		Analysis Time..: 18:16	Analyst ID.....: 002260	
		Instrument ID..: I8		MDL.....: 0.20		
Magnesium	**7130 J**	**1000**	**ug/L**	**SW846 6020**	**08/25-09/03/08**	**KVNXT1D3**
		Dilution Factor: 1		Analysis Time..: 18:16	Analyst ID.....: 002260	
		Instrument ID..: I8		MDL.....: 2.2		

(Continued on next page)

Tetra Tech NUS, Inc

Client Sample ID: DMW-9D-082208

DISSOLVED Metals

Lot-Sample #...: A8H230142-003 **Matrix.....:** WG

PARAMETER	RESULT	REPORTING LIMIT	UNITS	METHOD	PREPARATION-ANALYSIS DATE	WORK ORDER #
Mercury	ND	0.20	ug/L	SW846 7470A	08/25-08/27/08	KVNXT1DX
		Dilution Factor: 1		Analysis Time..: 10:01	Analyst ID.....: 002260	
		Instrument ID..: H1		MDL.....: 0.10		

NOTE(S):

B Estimated result. Result is less than RL.

J Method blank contamination. The associated method blank contains the target analyte at a reportable level.

Tetra Tech NUS, Inc

Client Sample ID: DMW-9I-082208

DISSOLVED Metals

Lot-Sample #...: A8H230142-002 **Matrix.....:** WG
Date Sampled...: 08/22/08 11:15 **Date Received..:** 08/23/08

PARAMETER	RESULT	REPORTING LIMIT	UNITS	METHOD	PREPARATION-ANALYSIS DATE	WORK ORDER #
Prep Batch #...: 8238015						
Silver	ND	1.0	ug/L	SW846 6020	08/25-09/03/08	KVNXF1C2
		Dilution Factor: 1		Analysis Time..: 18:07	Analyst ID.....: 002260	
		Instrument ID..: I8		MDL.....: 0.0026		
Arsenic	**3.2 B**	**5.0**	**ug/L**	**SW846 6020**	**08/25-09/03/08**	**KVNXF1CM**
		Dilution Factor: 1		Analysis Time..: 18:07	Analyst ID.....: 002260	
		Instrument ID..: I8		MDL.....: 0.13		
Barium	**30.3 J**	**1.0**	**ug/L**	**SW846 6020**	**08/25-09/03/08**	**KVNXF1CN**
		Dilution Factor: 1		Analysis Time..: 18:07	Analyst ID.....: 002260	
		Instrument ID..: I8		MDL.....: 0.014		
Beryllium	**0.88 B**	**1.0**	**ug/L**	**SW846 6020**	**08/25-09/03/08**	**KVNXF1CP**
		Dilution Factor: 1		Analysis Time..: 18:07	Analyst ID.....: 002260	
		Instrument ID..: I8		MDL.....: 0.012		
Calcium	**54100 J**	**1000**	**ug/L**	**SW846 6020**	**08/25-09/03/08**	**KVNXF1C7**
		Dilution Factor: 1		Analysis Time..: 18:07	Analyst ID.....: 002260	
		Instrument ID..: I8		MDL.....: 6.3		
Cadmium	**0.25 B**	**1.0**	**ug/L**	**SW846 6020**	**08/25-09/03/08**	**KVNXF1CQ**
		Dilution Factor: 1		Analysis Time..: 18:07	Analyst ID.....: 002260	
		Instrument ID..: I8		MDL.....: 0.0061		
Cobalt	**253 J**	**1.0**	**ug/L**	**SW846 6020**	**08/25-09/03/08**	**KVNXF1CR**
		Dilution Factor: 1		Analysis Time..: 18:07	Analyst ID.....: 002260	
		Instrument ID..: I8		MDL.....: 0.0041		
Chromium	**0.91 B,J**	**2.0**	**ug/L**	**SW846 6020**	**08/25-09/03/08**	**KVNXF1C6**
		Dilution Factor: 1		Analysis Time..: 18:07	Analyst ID.....: 002260	
		Instrument ID..: I8		MDL.....: 0.069		
Copper	**0.48 B,J**	**2.0**	**ug/L**	**SW846 6020**	**08/25-09/03/08**	**KVNXF1CT**
		Dilution Factor: 1		Analysis Time..: 18:07	Analyst ID.....: 002260	
		Instrument ID..: I8		MDL.....: 0.051		
Iron	**5670 J**	**50.0**	**ug/L**	**SW846 6020**	**08/25-09/04/08**	**KVNXF1CU**
		Dilution Factor: 1		Analysis Time..: 11:56	Analyst ID.....: 001637	
		Instrument ID..: I8		MDL.....: 1.1		

(Continued on next page)

Tetra Tech NUS, Inc

Client Sample ID: DMW-9I-082208

DISSOLVED Metals

Lot-Sample #...: A8H230142-002 Matrix.....: WG

PARAMETER	RESULT	REPORTING LIMIT	UNITS	METHOD	PREPARATION-ANALYSIS DATE	WORK ORDER #
Manganese	**4790 J**	**1.0**	**ug/L**	**SW846 6020**	**08/25-09/03/08**	**KVNXF1CW**
		Dilution Factor: 1		Analysis Time..: 18:07	Analyst ID.....: 002260	
		Instrument ID..: I8		MDL.....: 0.027		
Molybdenum	ND	2.0	ug/L	SW846 6020	08/25-09/03/08	KVNXF1CX
		Dilution Factor: 1		Analysis Time..: 18:07	Analyst ID.....: 002260	
		Instrument ID..: I8		MDL.....: 0.12		
Nickel	**63.0 J**	**2.0**	**ug/L**	**SW846 6020**	**08/25-09/03/08**	**KVNXF1C0**
		Dilution Factor: 1		Analysis Time..: 18:07	Analyst ID.....: 002260	
		Instrument ID..: I8		MDL.....: 0.053		
Lead	**0.33 B,J**	**1.0**	**ug/L**	**SW846 6020**	**08/25-09/03/08**	**KVNXF1CV**
		Dilution Factor: 1		Analysis Time..: 18:07	Analyst ID.....: 002260	
		Instrument ID..: I8		MDL.....: 0.018		
Antimony	**0.061 B**	**2.0**	**ug/L**	**SW846 6020**	**08/25-09/03/08**	**KVNXF1CL**
		Dilution Factor: 1		Analysis Time..: 18:07	Analyst ID.....: 002260	
		Instrument ID..: I8		MDL.....: 0.035		
Selenium	**4.3 B**	**5.0**	**ug/L**	**SW846 6020**	**08/25-09/03/08**	**KVNXF1C1**
		Dilution Factor: 1		Analysis Time..: 18:07	Analyst ID.....: 002260	
		Instrument ID..: I8		MDL.....: 0.14		
Thallium	ND	1.0	ug/L	SW846 6020	08/25-09/04/08	KVNXF1C3
		Dilution Factor: 1		Analysis Time..: 11:56	Analyst ID.....: 001637	
		Instrument ID..: I8		MDL.....: 0.11		
Vanadium	**1.3 B**	**20.0**	**ug/L**	**SW846 6020**	**08/25-09/03/08**	**KVNXF1C4**
		Dilution Factor: 1		Analysis Time..: 18:07	Analyst ID.....: 002260	
		Instrument ID..: I8		MDL.....: 0.46		
Zinc	**110 J**	**20.0**	**ug/L**	**SW846 6020**	**08/25-09/03/08**	**KVNXF1C5**
		Dilution Factor: 1		Analysis Time..: 18:07	Analyst ID.....: 002260	
		Instrument ID..: I8		MDL.....: 0.20		
Magnesium	**27500 J**	**1000**	**ug/L**	**SW846 6020**	**08/25-09/03/08**	**KVNXF1D3**
		Dilution Factor: 1		Analysis Time..: 18:07	Analyst ID.....: 002260	
		Instrument ID..: I8		MDL.....: 2.2		

(Continued on next page)

Tetra Tech NUS, Inc

Client Sample ID: DMW-9I-082208

DISSOLVED Metals

Lot-Sample #...: A8H230142-002 **Matrix.....:** WG

PARAMETER	RESULT	REPORTING LIMIT	UNITS	METHOD	PREPARATION-ANALYSIS DATE	WORK ORDER #
Mercury	ND	0.20	ug/L	SW846 7470A	08/25-08/27/08	KVNXF1DU

Dilution Factor: 1 Analysis Time..: 09:58 Analyst ID.....: 002260

Instrument ID..: H1 MDL.....: 0.10

NOTE(S):

B Estimated result. Result is less than RL.

J Method blank contamination. The associated method blank contains the target analyte at a reportable level.

Tetra Tech NUS, Inc

Client Sample ID: DMW-9S-082208

DISSOLVED Metals

Lot-Sample #...: A8H230142-004 Matrix.....: WG
Date Sampled...: 08/22/08 15:25 Date Received..: 08/23/08

PARAMETER	RESULT	REPORTING LIMIT	UNITS	METHOD	PREPARATION-ANALYSIS DATE	WORK ORDER #
Prep Batch #...: 8238015						
Silver	ND	1.0	ug/L	SW846 6020	08/25-09/03/08	KVNXV1CD
		Dilution Factor: 1		Analysis Time..: 18:24	Analyst ID.....: 002260	
		Instrument ID..: I8		MDL.....: 0.0026		
Arsenic	**1.9 B**	**5.0**	**ug/L**	**SW846 6020**	**08/25-09/03/08**	**KVNXV1C0**
		Dilution Factor: 1		Analysis Time..: 18:24	Analyst ID.....: 002260	
		Instrument ID..: I8		MDL.....: 0.13		
Barium	**110 J**	**1.0**	**ug/L**	**SW846 6020**	**08/25-09/03/08**	**KVNXV1C1**
		Dilution Factor: 1		Analysis Time..: 18:24	Analyst ID.....: 002260	
		Instrument ID..: I8		MDL.....: 0.014		
Beryllium	**0.066 B**	**1.0**	**ug/L**	**SW846 6020**	**08/25-09/03/08**	**KVNXV1C2**
		Dilution Factor: 1		Analysis Time..: 18:24	Analyst ID.....: 002260	
		Instrument ID..: I8		MDL.....: 0.012		
Calcium	**81000 J**	**1000**	**ug/L**	**SW846 6020**	**08/25-09/03/08**	**KVNXV1CJ**
		Dilution Factor: 1		Analysis Time..: 18:24	Analyst ID.....: 002260	
		Instrument ID..: I8		MDL.....: 6.3		
Cadmium	ND	1.0	ug/L	SW846 6020	08/25-09/03/08	KVNXV1C3
		Dilution Factor: 1		Analysis Time..: 18:24	Analyst ID.....: 002260	
		Instrument ID..: I8		MDL.....: 0.0061		
Cobalt	**0.15 B,J**	**1.0**	**ug/L**	**SW846 6020**	**08/25-09/03/08**	**KVNXV1C4**
		Dilution Factor: 1		Analysis Time..: 18:24	Analyst ID.....: 002260	
		Instrument ID..: I8		MDL.....: 0.0041		
Chromium	**1.4 B,J**	**2.0**	**ug/L**	**SW846 6020**	**08/25-09/03/08**	**KVNXV1CH**
		Dilution Factor: 1		Analysis Time..: 18:24	Analyst ID.....: 002260	
		Instrument ID..: I8		MDL.....: 0.069		
Copper	**0.12 B,J**	**2.0**	**ug/L**	**SW846 6020**	**08/25-09/03/08**	**KVNXV1C5**
		Dilution Factor: 1		Analysis Time..: 18:24	Analyst ID.....: 002260	
		Instrument ID..: I8		MDL.....: 0.051		
Iron	**33000 J**	**50.0**	**ug/L**	**SW846 6020**	**08/25-09/04/08**	**KVNXV1C6**
		Dilution Factor: 1		Analysis Time..: 12:24	Analyst ID.....: 001637	
		Instrument ID..: I8		MDL.....: 1.1		

(Continued on next page)

Tetra Tech NUS, Inc

Client Sample ID: DMW-9S-082208

DISSOLVED Metals

Lot-Sample #...: A8H230142-004 **Matrix.....:** WG

PARAMETER	RESULT	REPORTING LIMIT	UNITS	METHOD	PREPARATION-ANALYSIS DATE	WORK ORDER #
Manganese	**3740 J**	**1.0**	**ug/L**	**SW846 6020**	**08/25-09/03/08**	**KVNXV1C8**
		Dilution Factor: 1		Analysis Time..: 18:24	Analyst ID.....: 002260	
		Instrument ID..: I8		MDL.....: 0.027		
Molybdenum	ND	2.0	ug/L	SW846 6020	08/25-09/03/08	KVNXV1C9
		Dilution Factor: 1		Analysis Time..: 18:24	Analyst ID.....: 002260	
		Instrument ID..: I8		MDL.....: 0.12		
Nickel	**0.22 B,J**	**2.0**	**ug/L**	**SW846 6020**	**08/25-09/03/08**	**KVNXV1CA**
		Dilution Factor: 1		Analysis Time..: 18:24	Analyst ID.....: 002260	
		Instrument ID..: I8		MDL.....: 0.053		
Lead	**0.060 B,J**	**1.0**	**ug/L**	**SW846 6020**	**08/25-09/03/08**	**KVNXV1C7**
		Dilution Factor: 1		Analysis Time..: 18:24	Analyst ID.....: 002260	
		Instrument ID..: I8		MDL.....: 0.018		
Antimony	**0.059 B**	**2.0**	**ug/L**	**SW846 6020**	**08/25-09/03/08**	**KVNXV1CX**
		Dilution Factor: 1		Analysis Time..: 18:24	Analyst ID.....: 002260	
		Instrument ID..: I8		MDL.....: 0.035		
Selenium	**1.3 B**	**5.0**	**ug/L**	**SW846 6020**	**08/25-09/03/08**	**KVNXV1CC**
		Dilution Factor: 1		Analysis Time..: 18:24	Analyst ID.....: 002260	
		Instrument ID..: I8		MDL.....: 0.14		
Thallium	ND	1.0	ug/L	SW846 6020	08/25-09/04/08	KVNXV1CE
		Dilution Factor: 1		Analysis Time..: 12:24	Analyst ID.....: 001637	
		Instrument ID..: I8		MDL.....: 0.11		
Vanadium	**9.3 B**	**20.0**	**ug/L**	**SW846 6020**	**08/25-09/03/08**	**KVNXV1CF**
		Dilution Factor: 1		Analysis Time..: 18:24	Analyst ID.....: 002260	
		Instrument ID..: I8		MDL.....: 0.46		
Zinc	**3.1 B,J**	**20.0**	**ug/L**	**SW846 6020**	**08/25-09/03/08**	**KVNXV1CG**
		Dilution Factor: 1		Analysis Time..: 18:24	Analyst ID.....: 002260	
		Instrument ID..: I8		MDL.....: 0.20		
Magnesium	**46500 J**	**1000**	**ug/L**	**SW846 6020**	**08/25-09/03/08**	**KVNXV1D3**
		Dilution Factor: 1		Analysis Time..: 18:24	Analyst ID.....: 002260	
		Instrument ID..: I8		MDL.....: 2.2		

(Continued on next page)

Tetra Tech NUS, Inc

Client Sample ID: DMW-9S-082208

DISSOLVED Metals

Lot-Sample #...: A8H230142-004 **Matrix.....:** WG

PARAMETER	RESULT	REPORTING LIMIT	UNITS	METHOD	PREPARATION-ANALYSIS DATE	WORK ORDER #
Mercury	ND	0.20	ug/L	SW846 7470A	08/25-08/27/08	KVNXV1DX
		Dilution Factor: 1		Analysis Time..: 08:43	Analyst ID.....: 002260	
		Instrument ID..: H1		MDL.....: 0.10		

NOTE(S):

B Estimated result. Result is less than RL.

J Method blank contamination. The associated method blank contains the target analyte at a reportable level.

Tetra Tech NUS, Inc

Client Sample ID: MW-6-082608

DISSOLVED Metals

Lot-Sample #...: A8H270116-004 **Matrix.....:** WG
Date Sampled...: 08/26/08 15:10 **Date Received..:** 08/27/08

PARAMETER	RESULT	REPORTING LIMIT	UNITS	METHOD	PREPARATION-ANALYSIS DATE	WORK ORDER #
Prep Batch #...: 8241017						
Silver	ND	1.0	ug/L	SW846 6020	08/28-08/30/08	KVVG61DP
		Dilution Factor: 1		Analysis Time..: 05:52	Analyst ID.....: 002260	
		Instrument ID..: I8		MDL.....: 0.0026		
Arsenic	**3.5 B**	**5.0**	**ug/L**	**SW846 6020**	**08/28-08/30/08**	**KVVG61DA**
		Dilution Factor: 1		Analysis Time..: 05:52	Analyst ID.....: 002260	
		Instrument ID..: I8		MDL.....: 0.13		
Barium	**9.5 J**	**1.0**	**ug/L**	**SW846 6020**	**08/28-08/30/08**	**KVVG61DC**
		Dilution Factor: 1		Analysis Time..: 05:52	Analyst ID.....: 002260	
		Instrument ID..: I8		MDL.....: 0.014		
Beryllium	**0.36 B**	**1.0**	**ug/L**	**SW846 6020**	**08/28-09/02/08**	**KVVG61DD**
		Dilution Factor: 1		Analysis Time..: 22:57	Analyst ID.....: 001637	
		Instrument ID..: I8		MDL.....: 0.012		
Cadmium	**0.68 B,J**	**1.0**	**ug/L**	**SW846 6020**	**08/28-08/30/08**	**KVVG61DE**
		Dilution Factor: 1		Analysis Time..: 05:52	Analyst ID.....: 002260	
		Instrument ID..: I8		MDL.....: 0.0061		
Cobalt	**56.3**	**1.0**	**ug/L**	**SW846 6020**	**08/28-08/30/08**	**KVVG61DF**
		Dilution Factor: 1		Analysis Time..: 05:52	Analyst ID.....: 002260	
		Instrument ID..: I8		MDL.....: 0.0041		
Chromium	**0.67 B,J**	**2.0**	**ug/L**	**SW846 6020**	**08/28-08/30/08**	**KVVG61DU**
		Dilution Factor: 1		Analysis Time..: 05:52	Analyst ID.....: 002260	
		Instrument ID..: I8		MDL.....: 0.069		
Copper	**0.50 B,J**	**2.0**	**ug/L**	**SW846 6020**	**08/28-08/30/08**	**KVVG61DG**
		Dilution Factor: 1		Analysis Time..: 05:52	Analyst ID.....: 002260	
		Instrument ID..: I8		MDL.....: 0.051		
Iron	**100000 J**	**50.0**	**ug/L**	**SW846 6020**	**08/28-08/30/08**	**KVVG61DH**
		Dilution Factor: 1		Analysis Time..: 05:52	Analyst ID.....: 002260	
		Instrument ID..: I8		MDL.....: 1.1		
Manganese	**11900 J**	**5.0**	**ug/L**	**SW846 6020**	**08/28-09/04/08**	**KVVG61DK**
		Dilution Factor: 5		Analysis Time..: 10:15	Analyst ID.....: 001637	
		Instrument ID..: I8		MDL.....: 0.14		

(Continued on next page)

Tetra Tech NUS, Inc

Client Sample ID: MW-6-082608

DISSOLVED Metals

Lot-Sample #...: A8H270116-004 **Matrix.....:** WG

PARAMETER	RESULT	REPORTING LIMIT	UNITS	METHOD	PREPARATION-ANALYSIS DATE	WORK ORDER #
Molybdenum	ND	2.0	ug/L	SW846 6020	08/28-08/30/08	KVVG61DL
		Dilution Factor: 1		Analysis Time..: 05:52	Analyst ID.....: 002260	
		Instrument ID..: I8		MDL.....: 0.12		
Nickel	**17.8 J**	**2.0**	**ug/L**	**SW846 6020**	**08/28-08/30/08**	**KVVG61DM**
		Dilution Factor: 1		Analysis Time..: 05:52	Analyst ID.....: 002260	
		Instrument ID..: I8		MDL.....: 0.053		
Lead	**0.087 B,J**	**1.0**	**ug/L**	**SW846 6020**	**08/28-08/30/08**	**KVVG61DJ**
		Dilution Factor: 1		Analysis Time..: 05:52	Analyst ID.....: 002260	
		Instrument ID..: I8		MDL.....: 0.018		
Antimony	ND	2.0	ug/L	SW846 6020	08/28-08/30/08	KVVG61C9
		Dilution Factor: 1		Analysis Time..: 05:52	Analyst ID.....: 002260	
		Instrument ID..: I8		MDL.....: 0.035		
Selenium	**5.6**	**5.0**	**ug/L**	**SW846 6020**	**08/28-08/30/08**	**KVVG61DN**
		Dilution Factor: 1		Analysis Time..: 05:52	Analyst ID.....: 002260	
		Instrument ID..: I8		MDL.....: 0.14		
Thallium	**0.19 B,J**	**1.0**	**ug/L**	**SW846 6020**	**08/28-08/30/08**	**KVVG61DQ**
		Dilution Factor: 1		Analysis Time..: 05:52	Analyst ID.....: 002260	
		Instrument ID..: I8		MDL.....: 0.11		
Vanadium	**2.2 B**	**20.0**	**ug/L**	**SW846 6020**	**08/28-08/30/08**	**KVVG61DR**
		Dilution Factor: 1		Analysis Time..: 05:52	Analyst ID.....: 002260	
		Instrument ID..: I8		MDL.....: 0.46		
Zinc	**61.9 J**	**20.0**	**ug/L**	**SW846 6020**	**08/28-08/30/08**	**KVVG61DT**
		Dilution Factor: 1		Analysis Time..: 05:52	Analyst ID.....: 002260	
		Instrument ID..: I8		MDL.....: 0.20		
Mercury	ND	0.20	ug/L	SW846 7470A	08/28-08/29/08	KVVG61CK
		Dilution Factor: 1		Analysis Time..: 12:53	Analyst ID.....: 001576	
		Instrument ID..: H4		MDL.....: 0.10		

NOTE(S):

B Estimated result. Result is less than RL.

J Method blank contamination. The associated method blank contains the target analyte at a reportable level.

Tetra Tech NUS, Inc

Client Sample ID: DMW-14I-082508

General Chemistry

Lot-Sample #...: A8H260119-005 **Work Order #...:** KVRCG **Matrix.....:** WG
Date Sampled...: 08/25/08 12:55 **Date Received..:** 08/26/08

PARAMETER	RESULT	RL	UNITS	METHOD	PREPARATION-ANALYSIS DATE	PREP BATCH #
pH (liquid)	**6.1**		**No Units**	**SW846 9040B**	**08/26/08**	**8239538**
		Dilution Factor: 1		MDL.....:		
Chemical Oxygen Demand (COD)	**42.0**	**20.0**	**mg/L**	**SM18 5220 D**	**09/02/08**	**8246361**
		Dilution Factor: 1		MDL.....: 7.2		
Hexavalent Chromium	ND	0.02	mg/L	SW846 7196A	08/26/08	8240091
		Dilution Factor: 1		MDL.....: 0.002		
Total Alkalinity	**79.4 J**	**5.0**	**mg/L**	**SM18 2320 B**	**09/03/08**	**8247388**
		Dilution Factor: 1		MDL.....: 1.9		
Total Organic Carbon	**10**	**1**	**mg/L**	**MCAWW 415.1**	**08/27/08**	**8240333**
		Dilution Factor: 1		MDL.....: 0.2		

NOTE(S):

RL Reporting Limit

J Method blank contamination. The associated method blank contains the target analyte at a reportable level.

lcs dup performed since ms/msd did not recover

Tetra Tech NUS, Inc

Client Sample ID: DMW-16D-082508

General Chemistry

Lot-Sample #...: A8H260119-003 **Work Order #...:** KVRA7 **Matrix.....:** WG
Date Sampled...: 08/25/08 11:25 **Date Received..:** 08/26/08

PARAMETER	RESULT	RL	UNITS	METHOD	PREPARATION-ANALYSIS DATE	PREP BATCH #
Hexavalent Chromium	ND	0.02	mg/L	SW846 7196A	08/26/08	8240091

Dilution Factor: 1 MDL.....: 0.002

Tetra Tech NUS, Inc

Client Sample ID: DMW-16I-082108

General Chemistry

Lot-Sample #...: A8H220130-003 **Work Order #...:** KVLF9 **Matrix.....:** WG
Date Sampled...: 08/21/08 12:10 **Date Received..:** 08/22/08

PARAMETER	RESULT	RL	UNITS	METHOD	PREPARATION-ANALYSIS DATE	PREP BATCH #
pH (liquid)	**6.4**		**No Units**	**SW846 9040B**	**08/22/08**	**8235451**
		Dilution Factor: 1		MDL.....:		
Chemical Oxygen Demand (COD)	**17.3 B**	**20.0**	**mg/L**	**SM18 5220 D**	**09/02/08**	**8246361**
		Dilution Factor: 1		MDL.....: 7.2		
Hexavalent Chromium	ND	0.02	mg/L	SW846 7196A	08/22/08	8238075
		Dilution Factor: 1		MDL.....: 0.002		
Total Alkalinity	**51.6 J**	**5.0**	**mg/L**	**SM18 2320 B**	**08/30/08**	**8246204**
		Dilution Factor: 1		MDL.....: 1.9		
Total Organic Carbon	**2**	**1**	**mg/L**	**MCAWW 415.1**	**08/26/08**	**8240063**
		Dilution Factor: 1		MDL.....: 0.2		

NOTE(S):

RL Reporting Limit

B Estimated result. Result is less than RL.

J Method blank contamination. The associated method blank contains the target analyte at a reportable level.

Tetra Tech NUS, Inc

Client Sample ID: DMW-16S-082108

General Chemistry

Lot-Sample #...: A8H220130-005 **Work Order #...:** KVLGM **Matrix.....:** WG
Date Sampled...: 08/21/08 14:45 **Date Received..:** 08/22/08

PARAMETER	RESULT	RL	UNITS	METHOD	PREPARATION-ANALYSIS DATE	PREP BATCH #
pH (liquid)	**6.6**		**No Units**	**SW846 9040B**	**08/22/08**	**8235451**
		Dilution Factor: 1		MDL.....:		
Chemical Oxygen Demand (COD)	**89.0**	**20.0**	**mg/L**	**SM18 5220 D**	**09/02/08**	**8246361**
		Dilution Factor: 1		MDL.....: 7.2		
Hexavalent Chromium	ND	0.02	mg/L	SW846 7196A	08/22/08	8238075
		Dilution Factor: 1		MDL.....: 0.002		
Total Alkalinity	**458 J**	**5.0**	**mg/L**	**SM18 2320 B**	**08/30/08**	**8246204**
		Dilution Factor: 1		MDL.....: 1.9		
Total Organic Carbon	**24**	**1**	**mg/L**	**MCAWW 415.1**	**08/27/08**	**8240063**
		Dilution Factor: 1		MDL.....: 0.2		

NOTE(S):

RL Reporting Limit

J Method blank contamination. The associated method blank contains the target analyte at a reportable level.

Tetra Tech NUS, Inc

Client Sample ID: DMW-2S-082108

General Chemistry

Lot-Sample #...: A8H220130-006 **Work Order #...:** KVLHC **Matrix.....:** WG
Date Sampled...: 08/21/08 15:10 **Date Received..:** 08/22/08

PARAMETER	RESULT	RL	UNITS	METHOD	PREPARATION-ANALYSIS DATE	PREP BATCH #
Hexavalent Chromium	ND	0.02	mg/L	SW846 7196A	08/22/08	8238075

Dilution Factor: 1 MDL.....: 0.002

Tetra Tech NUS, Inc

Client Sample ID: DMW-4D-082508

General Chemistry

Lot-Sample #...: A8H260119-004 **Work Order #...:** KVRCD **Matrix.....:** WG
Date Sampled...: 08/25/08 12:13 **Date Received..:** 08/26/08

PARAMETER	RESULT	RL	UNITS	METHOD	PREPARATION-ANALYSIS DATE	PREP BATCH #
pH (liquid)	**4.2**		**No Units**	**SW846 9040B**	**08/26/08**	**8239538**
	Dilution Factor: 1			MDL.....:		
Chemical Oxygen Demand (COD)	**27.2**	**20.0**	**mg/L**	**SM18 5220 D**	**09/02/08**	**8246361**
	Dilution Factor: 1			MDL.....: 7.2		
Hexavalent Chromium	**0.005 B**	**0.02**	**mg/L**	**SW846 7196A**	**08/26/08**	**8240091**
	Dilution Factor: 1			MDL.....: 0.002		
Total Alkalinity	ND	5.0	mg/L	SM18 2320 B	09/04/08	8249320
	Dilution Factor: 1			MDL.....: 1.9		
Total Organic Carbon	**4**	**1**	**mg/L**	**MCAWW 415.1**	**08/27/08**	**8240333**
	Dilution Factor: 1			MDL.....: 0.2		

NOTE(S):

RL Reporting Limit

B Estimated result. Result is less than RL.

Tetra Tech NUS, Inc

Client Sample ID: DMW-4I-082508

General Chemistry

Lot-Sample #...: A8H260119-002 **Work Order #...:** KVRA6 **Matrix.....:** WG
Date Sampled...: 08/25/08 10:57 **Date Received..:** 08/26/08

PARAMETER	RESULT	RL	UNITS	METHOD	PREPARATION-ANALYSIS DATE	PREP BATCH #
pH (liquid)	**4.2**		**No Units**	**SW846 9040B**	**08/26/08**	**8239538**
	Dilution Factor: 1			MDL.....:		
Chemical Oxygen Demand (COD)	**59.3**	**20.0**	**mg/L**	**SM18 5220 D**	**09/02/08**	**8246361**
	Dilution Factor: 1			MDL.....: 7.2		
Hexavalent Chromium	**0.02**	**0.02**	**mg/L**	**SW846 7196A**	**08/26/08**	**8240091**
	Dilution Factor: 1			MDL.....: 0.002		
Total Alkalinity	ND	5.0	mg/L	SM18 2320 B	09/04/08	8249320
	Dilution Factor: 1			MDL.....: 1.9		
Total Organic Carbon	**15**	**1**	**mg/L**	**MCAWW 415.1**	**08/27/08**	**8240333**
	Dilution Factor: 1			MDL.....: 0.2		

Tetra Tech NUS, Inc

Client Sample ID: DMW-4S-082508

General Chemistry

Lot-Sample #...: A8H260119-006 Work Order #...: KVRCJ Matrix.....: WG
Date Sampled...: 08/25/08 14:45 Date Received..: 08/26/08

PARAMETER	RESULT	RL	UNITS	METHOD	PREPARATION-ANALYSIS DATE	PREP BATCH #
pH (liquid)	5.4		No Units	SW846 9040B	08/26/08	8239538
	Dilution Factor: 1			MDL.....:		
Chemical Oxygen Demand (COD)	42.0	20.0	mg/L	SM18 5220 D	09/02/08	8246361
	Dilution Factor: 1			MDL.....: 7.2		
Hexavalent Chromium	0.002 B	0.02	mg/L	SW846 7196A	08/26/08	8240091
	Dilution Factor: 1			MDL.....: 0.002		
Total Alkalinity	33.8 J	5.0	mg/L	SM18 2320 B	09/03/08	8247388
	Dilution Factor: 1			MDL.....: 1.9		
Total Organic Carbon	7	1	mg/L	MCAWW 415.1	08/27/08	8240333
	Dilution Factor: 1			MDL.....: 0.2		

NOTE(S):

RL Reporting Limit

B Estimated result. Result is less than RL.

J Method blank contamination. The associated method blank contains the target analyte at a reportable level.

Tetra Tech NUS, Inc

Client Sample ID: DMW-5D-082108

General Chemistry

Lot-Sample #...: A8H220130-004 **Work Order #...:** KVLGG **Matrix.....:** WG
Date Sampled...: 08/21/08 13:05 **Date Received..:** 08/22/08

PARAMETER	RESULT	RL	UNITS	METHOD	PREPARATION-ANALYSIS DATE	PREP BATCH #
Hexavalent Chromium	ND	0.02	mg/L	SW846 7196A	08/22/08	8238075

Dilution Factor: 1 MDL.....: 0.002

Tetra Tech NUS, Inc

Client Sample ID: DMW-5I-082608

General Chemistry

Lot-Sample #...: A8H270116-002 **Work Order #...:** KVVGX **Matrix.....:** WG
Date Sampled...: 08/26/08 10:37 **Date Received..:** 08/27/08

PARAMETER	RESULT	RL	UNITS	METHOD	PREPARATION-ANALYSIS DATE	PREP BATCH #
pH (liquid)	**4.4**		**No Units**	**SW846 9040B**	**08/27/08**	**8240498**
	Dilution Factor: 1			MDL.....:		
Chemical Oxygen Demand (COD)	**27.2**	**20.0**	**mg/L**	**SM18 5220 D**	**09/02/08**	**8246361**
	Dilution Factor: 1			MDL.....: 7.2		
Hexavalent Chromium	ND	0.02	mg/L	SW846 7196A	08/27/08	8240476
	Dilution Factor: 1			MDL.....: 0.002		
Total Alkalinity	ND	5.0	mg/L	SM18 2320 B	09/03/08	8247388
	Dilution Factor: 1			MDL.....: 1.9		
Total Organic Carbon	**5 J**	**1**	**mg/L**	**MCAWW 415.1**	**08/28/08**	**8241161**
	Dilution Factor: 1			MDL.....: 0.2		

NOTE(S):

RL Reporting Limit

J Method blank contamination. The associated method blank contains the target analyte at a reportable level.

Tetra Tech NUS, Inc

Client Sample ID: DMW-5S-082608

General Chemistry

Lot-Sample #...: A8H270116-003 Work Order #...: KVVG4 Matrix.....: WG
Date Sampled...: 08/26/08 12:23 Date Received..: 08/27/08

PARAMETER	RESULT	RL	UNITS	METHOD	PREPARATION-ANALYSIS DATE	PREP BATCH #
pH (liquid)	4.3		No Units	SW846 9040B	08/27/08	8240498
		Dilution Factor: 1		MDL.....:		
Chemical Oxygen Demand (COD)	34.6	20.0	mg/L	SM18 5220 D	09/02/08	8246361
		Dilution Factor: 1		MDL.....: 7.2		
Hexavalent Chromium	0.002 B	0.02	mg/L	SW846 7196A	08/27/08	8240476
		Dilution Factor: 1		MDL.....: 0.002		
Total Alkalinity	ND	5.0	mg/L	SM18 2320 B	09/03/08	8247388
		Dilution Factor: 1		MDL.....: 1.9		
Total Organic Carbon	4 J	1	mg/L	MCAWW 415.1	08/28/08	8241161
		Dilution Factor: 1		MDL.....: 0.2		

NOTE(S):

RL Reporting Limit

B Estimated result. Result is less than RL.

J Method blank contamination. The associated method blank contains the target analyte at a reportable level.

Tetra Tech NUS, Inc

Client Sample ID: DMW-6S-082108

General Chemistry

Lot-Sample #...: A8H220130-002 **Work Order #...:** KVLF0 **Matrix.....:** WG
Date Sampled...: 08/21/08 11:30 **Date Received..:** 08/22/08

PARAMETER	RESULT	RL	UNITS	METHOD	PREPARATION-ANALYSIS DATE	PREP BATCH #
Hexavalent Chromium	0.13	0.02	mg/L	SW846 7196A	08/22/08	8238075

Dilution Factor: 1 MDL.....: 0.002

Tetra Tech NUS, Inc

Client Sample ID: DMW-9D-082208

General Chemistry

Lot-Sample #...: A8H230142-003 **Work Order #...:** KVNXT **Matrix.....:** WG
Date Sampled...: 08/22/08 12:35 **Date Received..:** 08/23/08

PARAMETER	RESULT	RL	UNITS	METHOD	PREPARATION-ANALYSIS DATE	PREP BATCH #
pH (liquid)	**5.4**		**No Units**	**SW846 9040B**	**08/23/08**	**8236114**
		Dilution Factor: 1		MDL.....:		
Chemical Oxygen Demand (COD)	**24.7**	**20.0**	**mg/L**	**SM18 5220 D**	**09/02/08**	**8246361**
		Dilution Factor: 1		MDL.....: 7.2		
Hexavalent Chromium	ND	0.02	mg/L	SW846 7196A	08/23/08	8236092
		Dilution Factor: 1		MDL.....: 0.002		
Total Alkalinity	**9.8 J**	**5.0**	**mg/L**	**SM18 2320 B**	**08/30/08**	**8246206**
		Dilution Factor: 1		MDL.....: 1.9		
Total Organic Carbon	**5**	**1**	**mg/L**	**MCAWW 415.1**	**08/27/08**	**8240063**
		Dilution Factor: 1		MDL.....: 0.2		

NOTE(S):

RL Reporting Limit

J Method blank contamination. The associated method blank contains the target analyte at a reportable level.

Tetra Tech NUS, Inc

Client Sample ID: DMW-9I-082208

General Chemistry

Lot-Sample #...: A8H230142-002 **Work Order #...:** KVNXF **Matrix.....:** WG
Date Sampled...: 08/22/08 11:15 **Date Received..:** 08/23/08

PARAMETER	RESULT	RL	UNITS	METHOD	PREPARATION-ANALYSIS DATE	PREP BATCH #
pH (liquid)	**6.0**		**No Units**	**SW846 9040B**	**08/23/08**	**8236114**
		Dilution Factor: 1		MDL.....:		
Chemical Oxygen Demand (COD)	**27.2**	**20.0**	**mg/L**	**SM18 5220 D**	**09/02/08**	**8246361**
		Dilution Factor: 1		MDL.....: 7.2		
Hexavalent Chromium	ND	0.02	mg/L	SW846 7196A	08/23/08	8236092
		Dilution Factor: 1		MDL.....: 0.002		
Total Alkalinity	**82.2 J**	**5.0**	**mg/L**	**SM18 2320 B**	**08/30/08**	**8246204**
		Dilution Factor: 1		MDL.....: 1.9		
Total Organic Carbon	**5**	**1**	**mg/L**	**MCAWW 415.1**	**08/27/08**	**8240063**
		Dilution Factor: 1		MDL.....: 0.2		

NOTE(S):

RL Reporting Limit

J Method blank contamination. The associated method blank contains the target analyte at a reportable level.

Tetra Tech NUS, Inc

Client Sample ID: DMW-9S-082208

General Chemistry

Lot-Sample #...: A8H230142-004 **Work Order #...:** KVNXV **Matrix.....:** WG
Date Sampled...: 08/22/08 15:25 **Date Received..:** 08/23/08

PARAMETER	RESULT	RL	UNITS	METHOD	PREPARATION-ANALYSIS DATE	PREP BATCH #
pH (liquid)	**6.4**		**No Units**	**SW846 9040B**	**08/23/08**	**8236114**
		Dilution Factor: 1		MDL.....:		
Chemical Oxygen Demand (COD)	**245**	**20.0**	**mg/L**	**SM18 5220 D**	**09/02/08**	**8246361**
		Dilution Factor: 1		MDL.....: 7.2		
Hexavalent Chromium	ND	0.02	mg/L	SW846 7196A	08/23/08	8236092
		Dilution Factor: 1		MDL.....: 0.002		
Total Alkalinity	**482 J**	**5.0**	**mg/L**	**SM18 2320 B**	**08/30/08**	**8246206**
		Dilution Factor: 1		MDL.....: 1.9		
Total Organic Carbon	**22**	**1**	**mg/L**	**MCAWW 415.1**	**08/27/08**	**8240063**
		Dilution Factor: 1		MDL.....: 0.2		

NOTE(S):

RL Reporting Limit

J Method blank contamination. The associated method blank contains the target analyte at a reportable level.

Tetra Tech NUS, Inc

Client Sample ID: MW-6-082608

General Chemistry

Lot-Sample #...: A8H270116-004 **Work Order #...:** KVVG6 **Matrix.....:** WG
Date Sampled...: 08/26/08 15:10 **Date Received..:** 08/27/08

PARAMETER	RESULT	RL	UNITS	METHOD	PREPARATION-ANALYSIS DATE	PREP BATCH #
Hexavalent Chromium	ND	0.02	mg/L	SW846 7196A	08/27/08	8240476

Dilution Factor: 1 MDL.....: 0.002

APPENDIX C
SUPPORT DOCUMENTATION

CASE NARRATIVE

8H22130

The following report contains the analytical results for sixteen water samples and four quality control samples submitted to TestAmerica North Canton by Tetra Tech NUS Inc. from the Martin State Airport Site. The samples were received August 22, 2008, August 23, 2008, August 26, 2008, and August 27, 2008, according to documented sample acceptance procedures.

This SDG consists of (4) laboratory ID's: A8H220130, A8H230142, A8H260119, and A8H270116.

TestAmerica utilizes USEPA approved methods in all analytical work. The samples presented in this report were analyzed for the parameter(s) listed on the analytical methods summary page in accordance with the method(s) indicated. Preliminary results were provided to Michael Martin, Tobrena Skeen, and Tony Apanavage on September 05, 2008, and September 09, 2008. A summary of QC data for these analyses is included at the back of the report.

TestAmerica North Canton attests to the validity of the laboratory data generated by TestAmerica facilities reported herein. All analyses performed by TestAmerica facilities were done using established laboratory SOPs that incorporate QA/QC procedures described in the applicable methods. TestAmerica's operations groups have reviewed the data for compliance with the laboratory QA/QC plan, and data have been found to be compliant with laboratory protocols unless otherwise noted below.

Any reference within this document to Severn Trent Laboratories, Inc. or STL, should be understood to refer to TestAmerica Laboratories, Inc. (formerly known as Severn Trent Laboratories, Inc.)

The test results in this report meet all NELAP requirements for parameters for which accreditation is required or available. Any exceptions to NELAP requirements are noted in this report. Pursuant to NELAP, this report may not be reproduced, except in full, without the written approval of the laboratory.

Please refer to the Quality Control Elements Narrative following this case narrative for additional quality control information.

If you have any questions, please call the Project Manager, Patrick J. O'Meara, at 330-497-9396.

This report is sequentially paginated. The final page of the report is labeled as "END OF REPORT."

CASE NARRATIVE (continued)

SUPPLEMENTAL QC INFORMATION

SAMPLE RECEIVING

The coolers were received at temperatures ranging from 1.0 to 4.0°C.

See TestAmerica's Cooler Receipt Form for additional information.

GC/MS VOLATILES

The sample(s) that contained concentrations of target analyte(s) at a reportable level in the associated Method Blank(s) were flagged with "B". All target analytes in the Method Blank must be below the reporting limit (RL) or the associated sample(s) must be ND with the exception of common laboratory contaminants.

The sample(s) that contain results between the MDL and the RL were flagged with "J". There is a possibility of false positive or mis-identification at these quantitation levels. In analytical methods requiring confirmation of the analyte reported, confirmation was performed only down to the standard reporting limit (SRL). The acceptance criteria for QC samples may not be met at these quantitation levels.

Sample(s) DMW-6S-082108 had elevated reporting limits due to foaming.

2-Chloroethyl vinyl ether cannot be reliably recovered in an acid preserved sample.

GC/MS SEMIVOLATILES

The sample(s) that contain results between the MDL and the RL were flagged with "J". There is a possibility of false positive or mis-identification at these quantitation levels. In analytical methods requiring confirmation of the analyte reported, confirmation was performed only down to the standard reporting limit (SRL). The acceptance criteria for QC samples may not be met at these quantitation levels.

Batch(es) 8239354 had RPDs outside QC criteria in the LCS/LCSD, but recoveries were within QC criteria; therefore, no corrective action was required.

Sample(s) DMW-4D-082508 had up to one surrogate recovery per fraction outside acceptance limits. However, since the recovery was greater than 10% and all associated QC met criteria, no corrective action was taken.

CASE NARRATIVE (continued)

METALS

The sample(s) that contain results between the MDL and the RL were flagged with "B". There is the possibility of false positive or mis-identification at these quantitation levels. The acceptance criteria for the ICB, CCB, and Method Blank are +/- the standard reporting limit (SRL).

The sample(s) that contained concentrations of target analyte(s) at a reportable level in the associated Method Blank(s) were flagged with "J". Refer to the sample report pages for the affected analyte(s).

Matrix spike recovery and relative percent difference (RPD) data were not calculated for some analytes for DMW-4I-082508 and DMW-5I-082608 due to the sample concentration reading greater than four times the spike amount. See the Matrix Spike Report for the affected analytes which will be flagged with "NC, MSB".

Matrix spike recovery and relative percent difference (RPD) data were not calculated for some analytes for batch(es) 8238015 due to the sample concentration reading greater than four times the spike amount. See the Matrix Spike Report for the affected analytes which will be flagged with "NC, MSB".

The matrix spike/matrix spike duplicate(s) for DMW-4I-082508 had recoveries outside acceptance limits. However, since the associated method blank(s) and laboratory control sample(s) were in control, no corrective action was necessary.

No ICP MS Form IX was provided for batch(es) 8240011, 8241017, and 8252014. The serial dilutions were performed on a different sample from the same QC batch(es).

GENERAL CHEMISTRY

The sample(s) that contain results between the MDL and the RL were flagged with "B". There is the possibility of false positive or mis-identification at these quantitation levels. The acceptance criteria for the ICB, CCB, and Method Blank are +/- the standard reporting limit (SRL).

The sample(s) that contained concentrations of target analyte(s) at a reportable level in the associated Method Blank(s) were flagged with "J". Refer to the sample report pages for the affected analytes(s).

CASE NARRATIVE (continued)

GENERAL CHEMISTRY (continued)

The matrix spike/matrix spike duplicate(s) for DMW-14I-082508 and DMW-5S-082608 had RPD's and recoveries outside acceptance limits. However, since the associated method blank(s) and laboratory control sample(s) were in control, no corrective action was necessary.

The matrix spike/matrix spike duplicate data for batch(es) 8247388 are not included in this report for Total Alkalinity. The batch QC samples, which document the effect of a specific sample matrix on method performance, were not associated with a sample reported in this lot. The data, therefore, has no bearing on the samples reported herein. In order to document compliance with the QC requirement for an MS/MSD per 20 environmental samples, a summary of sample/QC associations has been provided following this case narrative.

Solomon, Terri

From: Omeara, Patrick [Patrick.Omeara@testamericainc.com]
Sent: Friday, October 24, 2008 11:04 AM
To: Solomon, Terri
Cc: Apanavage, Tony
Subject: RE: question concerning Martin State Airport Data

Terri-
My understanding from Tony Apanavage and Walt Pryor was that only samples that received the extra Wet Chemistry tests (pH, Alkalinity, COD, and TOC) received the Calcium and Magnesium. Calcium and Magnesium were add-ons from the original project set up. The project was set up with a specific list of metals (not actually a standard TAL list), then Calcium and Magnesium were requested as additional analytes when for the wells where they were doing the extra tests. Perhaps, they are doing hardness on these particular wells.

So... I believe that the wells are reported correctly, but you may want to double check with Tony.

Pat

From: Solomon, Terri [mailto:Terri.Solomon@tetratech.com]
Sent: Friday, October 24, 2008 9:48 AM
To: Omeara, Patrick
Subject: question concerning Martin State Airport Data

I am currently reviewing a data package (SDG 8H22130) for total and dissolved metals. In looking at the data I noticed that several of the samples are missing total and dissolved calcium and magnesium. The samples are DMW-16D-082508 (LAB ID A8H260119003 wo# KVRA7), DMW-2S-082108 (LAB ID A8H220130006 wo# KVLHC), DMW-5D-082108 (LAB ID A8H220130004 wo# KVLGG), DMW-6S-082108 (LAB ID A8H22013002 wo# KVLF0) and MW-6-082608 (LAB ID A8H270116004 wo# KVVG6). All of the chain of custody forms have TAL metals and dissolved TAL metals listed.

Is there some reason these results were not included in the data package as it seems random as to which calcium and magnesium results were not included? If this was a laboratory oversight could you please forward the Form I's with the missing results as soon as possible.

Thanks,
Terri

Confidentiality Notice: The information contained in this message is intended only for the use of the addressee, and may be confidential and/or privileged. If the reader of this message is not the intended recipient, or the employee or agent responsible to deliver it to the intended recipient, you are hereby notified that any dissemination, distribution or copying of this communication is strictly prohibited. If you have received this communication in error, please notify the sender immediately.

Please consider the environment before printing this e-mail.

ANALYTICAL METHODS SUMMARY

8H22130

PARAMETER	ANALYTICAL METHOD
pH Aqueous	SW846 9040B
Alkalinity, Total	SM18 2320 B
Chemical Oxygen Demand	SM18 5220 D
Hexavalent Chromium	SW846 7196A
ICP-MS (6020)	SW846 6020
Mercury in Liquid Waste (Manual Cold-Vapor)	SW846 7470A
Semivolatile Organic Compounds by GC/MS	SW846 8270C
Total Organic Carbon	MCAWW 415.1
Volatile Organics by GC/MS	SW846 8260B

References:

MCAWW "Methods for Chemical Analysis of Water and Wastes", EPA-600/4-79-020, March 1983 and subsequent revisions.

SM18 "Standard Methods for the Examination of Water and Wastewater", 18th Edition, 1992.

SW846 "Test Methods for Evaluating Solid Waste, Physical/Chemical Methods", Third Edition, November 1986 and its updates.

SAMPLE SUMMARY

8H22130 : A8H260119

WO #	SAMPLE#	CLIENT SAMPLE ID	SAMPLED DATE	SAMP TIME
KVRA4	001	TB-082508	08/25/08	07:30
KVRA6	002	DMW-4I-082508	08/25/08	10:57
KVRA7	003	DMW-16D-082508	08/25/08	11:25
KVRCD	004	DMW-4D-082508	08/25/08	12:13
KVRCG	005	DMW-14I-082508	08/25/08	12:55
KVRCJ	006	DMW-4S-082508	08/25/08	14:45

NOTE(S):

- The analytical results of the samples listed above are presented on the following pages.
- All calculations are performed before rounding to avoid round-off errors in calculated results.
- Results noted as "ND" were not detected at or above the stated limit.
- This report must not be reproduced, except in full, without the written approval of the laboratory.
- Results for the following parameters are never reported on a dry weight basis: color, corrosivity, density, flashpoint, ignitability, layers, odor, paint filter test, pH, porosity pressure, reactivity, redox potential, specific gravity, spot tests, solids, solubility, temperature, viscosity, and weight.

(Continued on next page)

SAMPLE SUMMARY

8H22130 : A8H270116

WO #	SAMPLE#	CLIENT SAMPLE ID	SAMPLED DATE	SAMP TIME
KVVGN	001	TB-082608	08/26/08	07:30
KVVGX	002	DMW-5I-082608	08/26/08	10:37
KVVG4	003	DMW-5S-082608	08/26/08	12:23
KVVG6	004	MW-6-082608	08/26/08	15:10

NOTE(S):

- The analytical results of the samples listed above are presented on the following pages.
- All calculations are performed before rounding to avoid round-off errors in calculated results.
- Results noted as "ND" were not detected at or above the stated limit.
- This report must not be reproduced, except in full, without the written approval of the laboratory.
- Results for the following parameters are never reported on a dry weight basis: color, corrosivity, density, flashpoint, ignitability, layers, odor, paint filter test, pH, porosity pressure, reactivity, redox potential, specific gravity, spot tests, solids, solubility, temperature, viscosity, and weight.

SAMPLE SUMMARY

8H22130 : A8H220130

WO #	SAMPLE#	CLIENT SAMPLE ID	SAMPLED DATE	SAMP TIME
KVLFP	001	TB-082108	08/21/08	07:30
KVLF0	002	DMW-6S-082108	08/21/08	11:30
KVLF9	003	DMW-16I-082108	08/21/08	12:10
KVLGG	004	DMW-5D-082108	08/21/08	13:05
KVLGM	005	DMW-16S-082108	08/21/08	14:45
KVLHC	006	DMW-2S-082108	08/21/08	15:10

NOTE(S):

- The analytical results of the samples listed above are presented on the following pages.
- All calculations are performed before rounding to avoid round-off errors in calculated results.
- Results noted as "ND" were not detected at or above the stated limit.
- This report must not be reproduced, except in full, without the written approval of the laboratory.
- Results for the following parameters are never reported on a dry weight basis: color, corrosivity, density, flashpoint, ignitability, layers, odor, paint filter test, pH, porosity pressure, reactivity, redox potential, specific gravity, spot tests, solids, solubility, temperature, viscosity, and weight.

(Continued on next page)

SAMPLE SUMMARY

8H22130 : A8H230142

WO #	SAMPLE#	CLIENT SAMPLE ID	SAMPLED DATE	SAMP TIME
KVNW1	001	TB-082208	08/22/08	07:30
KVNXF	002	DMW-9I-082208	08/22/08	11:15
KVNXT	003	DMW-9D-082208	08/22/08	12:35
KVNXV	004	DMW-9S-082208	08/22/08	15:25

NOTE(S):

- The analytical results of the samples listed above are presented on the following pages.
- All calculations are performed before rounding to avoid round-off errors in calculated results.
- Results noted as "ND" were not detected at or above the stated limit.
- This report must not be reproduced, except in full, without the written approval of the laboratory.
- Results for the following parameters are never reported on a dry weight basis: color, corrosivity, density, flashpoint, ignitability, layers, odor, paint filter test, pH, porosity pressure, reactivity, redox potential, specific gravity, spot tests, solids, solubility, temperature, viscosity, and weight.

(Continued on next page)

Chain of Custody Record

Temperature on Receipt _____

Drinking Water? Yes ☐ No ☐

TestAmerica
THE LEADER IN ENVIRONMENTAL TESTING

TAL-4124 (1007)

Client	Project Manager	Date	Chain of Custody Number
Tetra Tech NUS	Tony Apanavage	8-25-08	093956
Address	**Telephone Number (Area Code)/Fax Number**	**Lab Number**	**Page 1 of 1**
20251 Century Blvd STE 200	(301) 528-3021		
City / **State** / **Zip Code**	**Site Contact**	**Lab Contact**	
Germantown / MD / 20874	Walt Pryor	Pat O'meara	
Project Name and Location (State)	**Carrier/Waybill Number**		
Martin State Airport			
Contract/Purchase Order/Quote No.			

Sample I.D. No. and Description (Containers for each sample may be combined on one line)	Date	Time	Matrix: Air	Aqueous	Sed.	Soil	Containers & Preservatives: Unpres.	H2SO4	HNO3	HCl	NaOH	ZnAc/ NaOH	Analysis: VOCs	Tal metals	Diss metals	1,4 Dioxane	Hex chrom	pH, Alkalinity	TOC	COD	Special Instructions/ Conditions of Receipt
TB-082508	8-25-08	0730		X						X			X								
DMW-4I-082508		1057		X			X		X	X			X	X	X	X	X	X	X	X	
DMW-16D-082508 ✓		1125		X			X		X	X			X	X	X	X					
DMW-4D-082508		1213		X			X		X	X			X	X	X	X	X	X	X	X	
DMW-14I-082508 ✓		1255		X			X		X	X			X	X	X	X	X	X	X	X	
DMW-4S-082508	↓	1445		X			X		X	X			X	X	X	X	X	X	X	X	

Possible Hazard Identification
☐ Non-Hazard ☐ Flammable ☐ Skin Irritant ☐ Poison B ☐ Unknown

Sample Disposal
☐ Return To Client ☐ Disposal By Lab ☐ Archive For _____ Months
(A fee may be assessed if samples are retained longer than 1 month)

Turn Around Time Required
☐ 24 Hours ☐ 48 Hours ☐ 7 Days ☐ 14 Days ☐ 21 Days ☐ Other _____

QC Requirements (Specify)

	Date	Time		Date	Time
1. Relinquished By: Walt Pryor	8-25-08	1630	1. Received By: [signature]	8/26/08	0920
2. Relinquished By			2. Received By		
3. Relinquished By			3. Received By		

Comments

DISTRIBUTION: WHITE - Returned to Client with Report; CANARY - Stays with the Sample; PINK - Field Copy

North Canton

Chain of Custody Record

Temperature on Receipt _____

Drinking Water? Yes ☐ No ☐

TestAmerica
THE LEADER IN ENVIRONMENTAL TESTING

38

TAL-4124 (1007)

Client	Project Manager	Date	Chain of Custody Number
Tetra Tech NUS	Tony Apanavage	8-21-08	093954
Address	**Telephone Number (Area Code)/Fax Number**	**Lab Number**	**Page** 1 of 1
20251 Century Blvd STE 200	(301) 528-3021		
City / **State** / **Zip Code**	**Site Contact**	**Lab Contact**	
Germantown / MD / 20874	Walt Pryor	Pat O'meara	
Project Name and Location (State)	**Carrier/Waybill Number**		
Martin State Airport			
Contract/Purchase Order/Quote No.			

Sample I.D. No. and Description (Containers for each sample may be combined on one line)	Date	Time	Matrix: Air	Aqueous	Sed.	Soil	Containers & Preservatives: Unpres.	H2SO4	HNO3	HCl	NaOH	ZnAc/NaOH	Analysis: VOCs	TAL metals	Diss metals	1,4 Dioxane	Hex Chrom	pH & Alkalinity	COD	TOC
TB-082108	8-21-08	0730		X						X			X							
DMW-6S-082108		1130		X			X		X	X			X	X	X	X	X			
DMW-16I-082108		1210		X			X	X	X	X			X	X	X	X	X	X	X	X
DMW-5D-082108		1305		X			X		X	X			X	X	X	X	X			
DMW-16S-082108		1445		X			X	X	X	X			X	X	X	X	X	X	X	X
DMW-2S-082108		1510		X			X		X	X			X	X	X	X	X			

Special Instructions/ Conditions of Receipt

Possible Hazard Identification
☐ Non-Hazard ☐ Flammable ☐ Skin Irritant ☐ Poison B ☐ Unknown

Sample Disposal
☐ Return To Client ☐ Disposal By Lab ☐ Archive For _____ Months
(A fee may be assessed if samples are retained longer than 1 month)

Turn Around Time Required
☐ 24 Hours ☐ 48 Hours ☐ 7 Days ☐ 14 Days ☐ 21 Days ☐ Other _____

QC Requirements (Specify)

	Date	Time		Date	Time
1. Relinquished By: Walt E Pryor	8-21-08	1630	1. Received By:	8-21-08	16:30
2. Relinquished By:	8-21-08	17:10	2. Received By: Gerry Burns	8/22/08	9:10
3. Relinquished By:			3. Received By:		

Comments

DISTRIBUTION: WHITE - Returned to Client with Report; CANARY - Stays with the Sample; PINK - Field Copy

North Canton

Chain of Custody Record

Temperature on Receipt _____

Drinking Water? Yes ☐ No ☐

TestAmerica
THE LEADER IN ENVIRONMENTAL TESTING

41

TAL-4124 (1007)

Client: Tetra Tech NUS	Project Manager: Tony Aparavase	Date: 8-22-08	Chain of Custody Number: 093955
Address: 20251 Century Blvd Ste 200	Telephone Number (Area Code)/Fax Number: (301) 528-3021	Lab Number:	Page 1 of 1
City: Germantown / State: MD / Zip Code: 20874	Site Contact: Walt Perun	Lab Contact: Pat O'Meara	
Project Name and Location (State): Martin State Airport	Carrier/Waybill Number:		
Contract/Purchase Order/Quote No.			

Sample I.D. No. and Description (Containers for each sample may be combined on one line)	Date	Time	Matrix: Air	Aqueous	Sed.	Soil	Containers & Preservatives: Unpres.	H2SO4	HNO3	HCl	NaOH	ZnAc/NaOH	Analysis: VOCs	TAL metals	Diss metals	1,4 Dioxane	Hex Chrom	pH, Alkalinity	COD	TOC	Special Instructions/ Conditions of Receipt
TB - 082208	8-22-08	0730		X						X			X								
DMW - 9I - 082208		1115		X			X	X	X	X			X	X	X	X	X	X	X	X	
DMW - 9D - 082208		1235		X			X	X	X	X			X	X	X	X	X	X	X	X	
DMW - 9S - 082208		1525		X			X	X	X	X			X	X	X	X	X	X	X	X	

Possible Hazard Identification
☐ Non-Hazard ☐ Flammable ☐ Skin Irritant ☐ Poison B ☐ Unknown

Sample Disposal
☐ Return To Client ☐ Disposal By Lab ☐ Archive For _____ Months (A fee may be assessed if samples are retained longer than 1 month)

Turn Around Time Required
☐ 24 Hours ☐ 48 Hours ☐ 7 Days ☐ 14 Days ☐ 21 Days ☐ Other _____

QC Requirements (Specify)

	Date	Time		Date	Time
1. Relinquished By: Walt Perun	8-22-08	1630	1. Received By:	8-22-08	16:30
2. Relinquished By:	8-22-08	17:10	2. Received By:	8-23-08	0915
3. Relinquished By			3. Received By		

Comments

DISTRIBUTION: WHITE - Returned to Client with Report; CANARY - Stays with the Sample; PINK - Field Copy

North Canton

Chain of Custody Record

TAL-4124 (1007)

Temperature on Receipt _____

Drinking Water? Yes ☐ No ☐

TestAmerica

THE LEADER IN ENVIRONMENTAL TESTING

Client	Tetra Tech NUS
Address	20251 Century Blvd STE 200
City	Germantown
State	MD
Zip Code	20874
Project Name and Location (State)	Martin State Airport
Contract/Purchase Order/Quote No.	
Project Manager	Tony Apanavage
Telephone Number (Area Code)/Fax Number	(301) 528-3021
Site Contact	Walt Pryor
Lab Contact	Pat O'Meara
Carrier/Waybill Number	
Date	8-26-08
Lab Number	
Chain of Custody Number	093957
Page	1 of 1

Analysis (Attach list if more space is needed)

Sample I.D. No. and Description (Containers for each sample may be combined on one line)	Date	Time	Matrix: Air	Matrix: Aqueous	Matrix: Sed.	Matrix: Soil	Containers & Preservatives: Unpres.	H2SO4	HNO3	HCl	NaOH	ZnAc/NaOH	VOCs	TAL metals	Diss metals	6+ Dioxane	Hex Chrom	pH, Alkalinity	COD	TOC	Special Instructions/ Conditions of Receipt
TB-082608	8-26-08	0730		X						X			X								
DMW-5I-082608	↓	1037		X			X	X	X	X			X	X	X	X	X	X	X	X	
DMW-5S-082608	↓	1223		X			X	X	X	X			X	X	X	X	X	X	X	X	
MW-6-082608	↓	1510		X			X		X	X			X	X	X	X	X				

Possible Hazard Identification

☐ Non-Hazard ☐ Flammable ☐ Skin Irritant ☐ Poison B ☐ Unknown

Sample Disposal

☐ Return To Client ☐ Disposal By Lab ☐ Archive For _____ Months (A fee may be assessed if samples are retained longer than 1 month)

Turn Around Time Required

☐ 24 Hours ☐ 48 Hours ☐ 7 Days ☐ 14 Days ☐ 21 Days ☐ Other _____

QC Requirements (Specify)

	Date	Time		Date	Time
1. Relinquished By: [signature]	8-26-08	1630	1. Received By: Alaina Mangun	8/27/08	915
2. Relinquished By			2. Received By		
3. Relinquished By			3. Received By		

Comments

DISTRIBUTION: WHITE - Returned to Client with Report; CANARY - Stays with the Sample; PINK - Field Copy

47

North Canton

HOLDTIME

SDG 8H22130

SORT	UNITS	NSAMPLE	LAB_ID	QC_TYPE	SAMP_DATE	EXTR_DATE	ANAL_DATE	SMP_EXTR	EXTR_ANL	SMP_ANL
HG	UG/L	DMW-4D-082508	A8H260119004	NM	8/25/2008	8/27/2008	8/27/2008	2	0	2
HG	UG/L	MW-6-082608	A8H270116004	NM	8/26/2008	8/28/2008	8/29/2008	2	1	3
HG	UG/L	DMW-9S-082208	A8H230142004	NM	8/22/2008	8/25/2008	8/27/2008	3	2	5
HG	UG/L	DMW-9I-082208	A8H230142002	NM	8/22/2008	8/25/2008	8/27/2008	3	2	5
HG	UG/L	DMW-9D-082208	A8H230142003	NM	8/22/2008	8/25/2008	8/27/2008	3	2	5
HG	UG/L	DMW-6S-082108	A8H220130002	NM	8/21/2008	8/25/2008	8/27/2008	4	2	6
HG	UG/L	DMW-5I-082608	A8H270116002	NM	8/26/2008	8/28/2008	8/29/2008	2	1	3
HG	UG/L	DMW-5D-082108	A8H220130004	NM	8/21/2008	8/25/2008	8/27/2008	4	2	6
HG	UG/L	DMW-4I-082508	A8H260119002	NM	8/25/2008	8/27/2008	8/27/2008	2	0	2
HG	UG/L	DMW-2S-082108	A8H220130006	NM	8/21/2008	8/25/2008	8/27/2008	4	2	6
HG	UG/L	DMW-16S-082108	A8H220130005	NM	8/21/2008	8/25/2008	8/27/2008	4	2	6
HG	UG/L	DMW-5S-082608	A8H270116003	NM	8/26/2008	8/28/2008	8/29/2008	2	1	3
HG	UG/L	DMW-16D-082508	A8H260119003	NM	8/25/2008	8/27/2008	8/27/2008	2	0	2
HG	UG/L	DMW-14I-082508	A8H260119005	NM	8/25/2008	8/27/2008	8/27/2008	2	0	2
HG	UG/L	DMW-16I-082108	A8H220130003	NM	8/21/2008	8/25/2008	8/27/2008	4	2	6

SORT	UNITS	NSAMPLE	LAB_ID	QC_TYPE	SAMP_DATE	EXTR_DATE	ANAL_DATE	SMP_EXTR	EXTR_ANL	SMP_ANL
HG	UG/L	DMW-4S-082508	A8H260119006	NM	8/25/2008	8/27/2008	8/27/2008	2	0	2
M	UG/L	DMW-16S-082108	A8H220130005	NM	8/21/2008	8/25/2008	9/3/2008	4	9	13
M	UG/L	DMW-2S-082108	A8H220130006	NM	8/21/2008	8/25/2008	9/4/2008	4	10	14
M	UG/L	MW-6-082608	A8H270116004	NM	8/26/2008	8/28/2008	9/2/2008	2	5	7
M	UG/L	DMW-14I-082508	A8H260119005	NM	8/25/2008	8/27/2008	9/4/2008	2	8	10
M	UG/L	DMW-14I-082508RE	A8H260119005	NM	8/25/2008	9/8/2008	9/8/2008	14	0	14
M	UG/L	DMW-16D-082508	A8H260119003	NM	8/25/2008	8/27/2008	9/4/2008	2	8	10
M	UG/L	DMW-16D-082508RE	A8H260119003	NM	8/25/2008	9/8/2008	9/8/2008	14	0	14
M	UG/L	DMW-16S-082108	A8H220130005	NM	8/21/2008	8/25/2008	9/4/2008	4	10	14
M	UG/L	DMW-16I-082108	A8H220130003	NM	8/21/2008	8/25/2008	9/4/2008	4	10	14
M	UG/L	DMW-16I-082108	A8H220130003	NM	8/21/2008	8/25/2008	9/3/2008	4	9	13
M	UG/L	DMW-4D-082508	A8H260119004	NM	8/25/2008	8/27/2008	9/4/2008	2	8	10
M	UG/L	DMW-4I-082508RE	A8H260119002	NM	8/25/2008	9/8/2008	9/8/2008	14	0	14
M	UG/L	DMW-2S-082108	A8H220130006	NM	8/21/2008	8/25/2008	9/3/2008	4	9	13
M	UG/L	DMW-6S-082108	A8H220130002	NM	8/21/2008	8/25/2008	9/3/2008	4	9	13
M	UG/L	MW-6-082608DL	A8H270116004	NM	8/26/2008	8/28/2008	9/4/2008	2	7	9
M	UG/L	MW-6-082608	A8H270116004	NM	8/26/2008	8/28/2008	8/30/2008	2	2	4
M	UG/L	DMW-9S-082208	A8H230142004	NM	8/22/2008	8/25/2008	9/4/2008	3	10	13

SORT	UNITS	NSAMPLE	LAB_ID	QC_TYPE	SAMP_DATE	EXTR_DATE	ANAL_DATE	SMP_EXTR	EXTR_ANL	SMP_ANL
M	UG/L	DMW-9S-082208	A8H230142004	NM	8/22/2008	8/25/2008	9/3/2008	3	9	12
M	UG/L	DMW-9I-082208	A8H230142002	NM	8/22/2008	8/25/2008	9/4/2008	3	10	13
M	UG/L	DMW-9I-082208	A8H230142002	NM	8/22/2008	8/25/2008	9/3/2008	3	9	12
M	UG/L	DMW-9D-082208	A8H230142003	NM	8/22/2008	8/25/2008	9/4/2008	3	10	13
M	UG/L	DMW-4D-082508RE	A8H260119004	NM	8/25/2008	9/8/2008	9/8/2008	14	0	14
M	UG/L	DMW-6S-082108	A8H220130002	NM	8/21/2008	8/25/2008	9/4/2008	4	10	14
M	UG/L	DMW-5S-082608	A8H270116003	NM	8/26/2008	8/28/2008	9/3/2008	2	6	8
M	UG/L	DMW-5D-082108	A8H220130004	NM	8/21/2008	8/25/2008	9/3/2008	4	9	13
M	UG/L	DMW-4I-082508	A8H260119002	NM	8/25/2008	8/27/2008	9/4/2008	2	8	10
M	UG/L	DMW-9D-082208	A8H230142003	NM	8/22/2008	8/25/2008	9/3/2008	3	9	12
M	UG/L	DMW-4S-082508RE	A8H260119006	NM	8/25/2008	9/8/2008	9/8/2008	14	0	14
M	UG/L	DMW-5S-082608	A8H270116003	NM	8/26/2008	8/28/2008	9/2/2008	2	5	7
M	UG/L	DMW-5D-082108	A8H220130004	NM	8/21/2008	8/25/2008	9/4/2008	4	10	14
M	UG/L	DMW-5I-082608	A8H270116002	NM	8/26/2008	8/28/2008	8/30/2008	2	2	4
M	UG/L	DMW-5I-082608	A8H270116002	NM	8/26/2008	8/28/2008	9/2/2008	2	5	7
M	UG/L	DMW-5I-082608	A8H270116002	NM	8/26/2008	8/28/2008	9/3/2008	2	6	8
M	UG/L	DMW-5S-082608	A8H270116003	NM	8/26/2008	8/28/2008	8/30/2008	2	2	4
M	UG/L	DMW-4S-082508	A8H260119006	NM	8/25/2008	8/27/2008	9/4/2008	2	8	10

SORT	UNITS	NSAMPLE	LAB_ID	QC_TYPE	SAMP_DATE	EXTR_DATE	ANAL_DATE	SMP_EXTR	EXTR_ANL	SMP_ANL
HGF	UG/L	DMW-5I-082608	A8H270116002	NM	8/26/2008	8/28/2008	8/29/2008	2	1	3
HGF	UG/L	DMW-9I-082208	A8H230142002	NM	8/22/2008	8/25/2008	8/27/2008	3	2	5
HGF	UG/L	DMW-9S-082208	A8H230142004	NM	8/22/2008	8/25/2008	8/27/2008	3	2	5
HGF	UG/L	DMW-9D-082208	A8H230142003	NM	8/22/2008	8/25/2008	8/27/2008	3	2	5
HGF	UG/L	DMW-6S-082108	A8H220130002	NM	8/21/2008	8/25/2008	8/27/2008	4	2	6
HGF	UG/L	DMW-5S-082608	A8H270116003	NM	8/26/2008	8/28/2008	8/29/2008	2	1	3
HGF	UG/L	DMW-4S-082508	A8H260119006	NM	8/25/2008	8/27/2008	8/27/2008	2	0	2
HGF	UG/L	MW-6-082608	A8H270116004	NM	8/26/2008	8/28/2008	8/29/2008	2	1	3
HGF	UG/L	DMW-16D-082508	A8H260119003	NM	8/25/2008	8/27/2008	8/27/2008	2	0	2
HGF	UG/L	DMW-16I-082108	A8H220130003	NM	8/21/2008	8/25/2008	8/27/2008	4	2	6
HGF	UG/L	DMW-16S-082108	A8H220130005	NM	8/21/2008	8/25/2008	8/27/2008	4	2	6
HGF	UG/L	DMW-2S-082108	A8H220130006	NM	8/21/2008	8/25/2008	8/27/2008	4	2	6
HGF	UG/L	DMW-4I-082508	A8H260119002	NM	8/25/2008	8/27/2008	8/27/2008	2	0	2
HGF	UG/L	DMW-14I-082508	A8H260119005	NM	8/25/2008	8/27/2008	8/27/2008	2	0	2
HGF	UG/L	DMW-5D-082108	A8H220130004	NM	8/21/2008	8/25/2008	8/27/2008	4	2	6
HGF	UG/L	DMW-4D-082508	A8H260119004	NM	8/25/2008	8/27/2008	8/27/2008	2	0	2
MF	UG/L	MW-6-082608	A8H270116004	NM	8/26/2008	8/28/2008	8/30/2008	2	2	4
MF	UG/L	DMW-9D-082208	A8H230142003	NM	8/22/2008	8/25/2008	9/3/2008	3	9	12

SORT	UNITS	NSAMPLE	LAB_ID	QC_TYPE	SAMP_DATE	EXTR_DATE	ANAL_DATE	SMP_EXTR	EXTR_ANL	SMP_ANL
MF	UG/L	DMW-4D-082508	A8H260119004	NM	8/25/2008	8/27/2008	9/4/2008	2	8	10
MF	UG/L	DMW-16I-082108	A8H220130003	NM	8/21/2008	8/25/2008	9/4/2008	4	10	14
MF	UG/L	DMW-5S-082608	A8H270116003	NM	8/26/2008	8/28/2008	8/30/2008	2	2	4
MF	UG/L	DMW-2S-082108	A8H220130006	NM	8/21/2008	8/25/2008	9/4/2008	4	10	14
MF	UG/L	DMW-2S-082108	A8H220130006	NM	8/21/2008	8/25/2008	9/3/2008	4	9	13
MF	UG/L	DMW-9D-082208	A8H230142003	NM	8/22/2008	8/25/2008	9/4/2008	3	10	13
MF	UG/L	DMW-6S-082108	A8H220130002	NM	8/21/2008	8/25/2008	9/3/2008	4	9	13
MF	UG/L	DMW-9I-082208	A8H230142002	NM	8/22/2008	8/25/2008	9/3/2008	3	9	12
MF	UG/L	DMW-9I-082208	A8H230142002	NM	8/22/2008	8/25/2008	9/4/2008	3	10	13
MF	UG/L	DMW-4I-082508	A8H260119002	NM	8/25/2008	8/27/2008	9/4/2008	2	8	10
MF	UG/L	DMW-9S-082208	A8H230142004	NM	8/22/2008	8/25/2008	9/4/2008	3	10	13
MF	UG/L	DMW-4D-082508RE	A8H260119004	NM	8/25/2008	9/8/2008	9/8/2008	14	0	14
MF	UG/L	MW-6-082608	A8H270116004	NM	8/26/2008	8/28/2008	9/2/2008	2	5	7
MF	UG/L	MW-6-082608DL	A8H270116004	NM	8/26/2008	8/28/2008	9/4/2008	2	7	9
MF	UG/L	DMW-5S-082608	A8H270116003	NM	8/26/2008	8/28/2008	9/3/2008	2	6	8
MF	UG/L	DMW-5S-082608	A8H270116003	NM	8/26/2008	8/28/2008	9/2/2008	2	5	7
MF	UG/L	DMW-14I-082508	A8H260119005	NM	8/25/2008	8/27/2008	9/4/2008	2	8	10
MF	UG/L	DMW-16S-082108	A8H220130005	NM	8/21/2008	8/25/2008	9/4/2008	4	10	14

SORT	UNITS	NSAMPLE	LAB_ID	QC_TYPE	SAMP_DATE	EXTR_DATE	ANAL_DATE	SMP_EXTR	EXTR_ANL	SMP_ANL
MF	UG/L	DMW-14I-082508RE	A8H260119005	NM	8/25/2008	9/8/2008	9/8/2008	14	0	14
MF	UG/L	DMW-16S-082108	A8H220130005	NM	8/21/2008	8/25/2008	9/3/2008	4	9	13
MF	UG/L	DMW-16D-082508	A8H260119003	NM	8/25/2008	8/27/2008	9/4/2008	2	8	10
MF	UG/L	DMW-16D-082508RE	A8H260119003	NM	8/25/2008	9/8/2008	9/8/2008	14	0	14
MF	UG/L	DMW-16I-082108	A8H220130003	NM	8/21/2008	8/25/2008	9/3/2008	4	9	13
MF	UG/L	DMW-9S-082208	A8H230142004	NM	8/22/2008	8/25/2008	9/3/2008	3	9	12
MF	UG/L	DMW-5D-082108	A8H220130004	NM	8/21/2008	8/25/2008	9/4/2008	4	10	14
MF	UG/L	DMW-4S-082508	A8H260119006	NM	8/25/2008	8/27/2008	9/4/2008	2	8	10
MF	UG/L	DMW-4S-082508RE	A8H260119006	NM	8/25/2008	9/8/2008	9/8/2008	14	0	14
MF	UG/L	DMW-5D-082108	A8H220130004	NM	8/21/2008	8/25/2008	9/3/2008	4	9	13
MF	UG/L	DMW-4I-082508RE	A8H260119002	NM	8/25/2008	9/8/2008	9/8/2008	14	0	14
MF	UG/L	DMW-6S-082108	A8H220130002	NM	8/21/2008	8/25/2008	9/4/2008	4	10	14
MF	UG/L	DMW-5I-082608	A8H270116002	NM	8/26/2008	8/28/2008	9/3/2008	2	6	8
MF	UG/L	DMW-5I-082608	A8H270116002	NM	8/26/2008	8/28/2008	9/2/2008	2	5	7
MF	UG/L	DMW-5I-082608	A8H270116002	NM	8/26/2008	8/28/2008	8/30/2008	2	2	4
ALK	MG/L	DMW-4S-082508	A8H260119006	NM	8/25/2008	9/3/2008	9/3/2008	9	0	9
ALK	MG/L	DMW-5I-082608	A8H270116002	NM	8/26/2008	9/3/2008	9/3/2008	8	0	8
ALK	MG/L	DMW-4I-082508	A8H260119002	NM	8/25/2008	9/4/2008	9/4/2008	10	0	10

SORT	UNITS	NSAMPLE	LAB_ID	QC_TYPE	SAMP_DATE	EXTR_DATE	ANAL_DATE	SMP_EXTR	EXTR_ANL	SMP_ANL
ALK	MG/L	DMW-9D-082208	A8H230142003	NM	8/22/2008	8/30/2008	8/30/2008	8	0	8
ALK	MG/L	DMW-16I-082108	A8H220130003	NM	8/21/2008	8/30/2008	8/30/2008	9	0	9
ALK	MG/L	DMW-9I-082208	A8H230142002	NM	8/22/2008	8/30/2008	8/30/2008	8	0	8
ALK	MG/L	DMW-9S-082208	A8H230142004	NM	8/22/2008	8/30/2008	8/30/2008	8	0	8
ALK	MG/L	DMW-5S-082608	A8H270116003	NM	8/26/2008	9/3/2008	9/3/2008	8	0	8
ALK	MG/L	DMW-16S-082108	A8H220130005	NM	8/21/2008	8/30/2008	8/30/2008	9	0	9
ALK	MG/L	DMW-14I-082508	A8H260119005	NM	8/25/2008	9/3/2008	9/3/2008	9	0	9
ALK	MG/L	DMW-4D-082508	A8H260119004	NM	8/25/2008	9/4/2008	9/4/2008	10	0	10
COD	MG/L	DMW-5S-082608	A8H270116003	NM	8/26/2008	9/2/2008	9/2/2008	7	0	7
COD	MG/L	DMW-5I-082608	A8H270116002	NM	8/26/2008	9/2/2008	9/2/2008	7	0	7
COD	MG/L	DMW-9S-082208	A8H230142004	NM	8/22/2008	9/2/2008	9/2/2008	11	0	11
COD	MG/L	DMW-9I-082208	A8H230142002	NM	8/22/2008	9/2/2008	9/2/2008	11	0	11
COD	MG/L	DMW-9D-082208	A8H230142003	NM	8/22/2008	9/2/2008	9/2/2008	11	0	11
COD	MG/L	DMW-14I-082508	A8H260119005	NM	8/25/2008	9/2/2008	9/2/2008	8	0	8
COD	MG/L	DMW-16I-082108	A8H220130003	NM	8/21/2008	9/2/2008	9/2/2008	12	0	12
COD	MG/L	DMW-16S-082108	A8H220130005	NM	8/21/2008	9/2/2008	9/2/2008	12	0	12
COD	MG/L	DMW-4D-082508	A8H260119004	NM	8/25/2008	9/2/2008	9/2/2008	8	0	8
COD	MG/L	DMW-4I-082508	A8H260119002	NM	8/25/2008	9/2/2008	9/2/2008	8	0	8

SORT	UNITS	NSAMPLE	LAB_ID	QC_TYPE	SAMP_DATE	EXTR_DATE	ANAL_DATE	SMP_EXTR	EXTR_ANL	SMP_ANL
COD	MG/L	DMW-4S-082508	A8H260119006	NM	8/25/2008	9/2/2008	9/2/2008	8	0	8
CR6	MG/L	DMW-9D-082208	A8H230142003	NM	8/22/2008	8/23/2008	8/23/2008	1	0	1
CR6	MG/L	DMW-4D-082508	A8H260119004	NM	8/25/2008	8/26/2008	8/26/2008	1	0	1
CR6	MG/L	DMW-4I-082508	A8H260119002	NM	8/25/2008	8/26/2008	8/26/2008	1	0	1
CR6	MG/L	DMW-4S-082508	A8H260119006	NM	8/25/2008	8/26/2008	8/26/2008	1	0	1
CR6	MG/L	DMW-5D-082108	A8H220130004	NM	8/21/2008	8/22/2008	8/22/2008	1	0	1
CR6	MG/L	DMW-5I-082608	A8H270116002	NM	8/26/2008	8/27/2008	8/27/2008	1	0	1
CR6	MG/L	DMW-16I-082108	A8H220130003	NM	8/21/2008	8/22/2008	8/22/2008	1	0	1
CR6	MG/L	DMW-6S-082108	A8H220130002	NM	8/21/2008	8/22/2008	8/22/2008	1	0	1
CR6	MG/L	DMW-16S-082108	A8H220130005	NM	8/21/2008	8/22/2008	8/22/2008	1	0	1
CR6	MG/L	DMW-9I-082208	A8H230142002	NM	8/22/2008	8/23/2008	8/23/2008	1	0	1
CR6	MG/L	DMW-9S-082208	A8H230142004	NM	8/22/2008	8/23/2008	8/23/2008	1	0	1
CR6	MG/L	MW-6-082608	A8H270116004	NM	8/26/2008	8/27/2008	8/27/2008	1	0	1
CR6	MG/L	DMW-14I-082508	A8H260119005	NM	8/25/2008	8/26/2008	8/26/2008	1	0	1
CR6	MG/L	DMW-16D-082508	A8H260119003	NM	8/25/2008	8/26/2008	8/26/2008	1	0	1
CR6	MG/L	DMW-2S-082108	A8H220130006	NM	8/21/2008	8/22/2008	8/22/2008	1	0	1
CR6	MG/L	DMW-5S-082608	A8H270116003	NM	8/26/2008	8/27/2008	8/27/2008	1	0	1
PH	NO UN	DMW-9S-082208	A8H230142004	NM	8/22/2008	8/23/2008	8/23/2008	1	0	1

SORT	UNITS	NSAMPLE	LAB_ID	QC_TYPE	SAMP_DATE	EXTR_DATE	ANAL_DATE	SMP_EXTR	EXTR_ANL	SMP_ANL
PH	NO UN	DMW-9I-082208	A8H230142002	NM	8/22/2008	8/23/2008	8/23/2008	1	0	1
PH	NO UN	DMW-9D-082208	A8H230142003	NM	8/22/2008	8/23/2008	8/23/2008	1	0	1
PH	NO UN	DMW-5S-082608	A8H270116003	NM	8/26/2008	8/27/2008	8/27/2008	1	0	1
PH	NO UN	DMW-5I-082608	A8H270116002	NM	8/26/2008	8/27/2008	8/27/2008	1	0	1
PH	NO UN	DMW-4S-082508	A8H260119006	NM	8/25/2008	8/26/2008	8/26/2008	1	0	1
PH	NO UN	DMW-4I-082508	A8H260119002	NM	8/25/2008	8/26/2008	8/26/2008	1	0	1
PH	NO UN	DMW-4D-082508	A8H260119004	NM	8/25/2008	8/26/2008	8/26/2008	1	0	1
PH	NO UN	DMW-16S-082108	A8H220130005	NM	8/21/2008	8/22/2008	8/22/2008	1	0	1
PH	NO UN	DMW-14I-082508	A8H260119005	NM	8/25/2008	8/26/2008	8/26/2008	1	0	1
PH	NO UN	DMW-16I-082108	A8H220130003	NM	8/21/2008	8/22/2008	8/22/2008	1	0	1
TOC	MG/L	DMW-14I-082508	A8H260119005	NM	8/25/2008	8/27/2008	8/27/2008	2	0	2
TOC	MG/L	DMW-9I-082208	A8H230142002	NM	8/22/2008	8/27/2008	8/27/2008	5	0	5
TOC	MG/L	DMW-9S-082208	A8H230142004	NM	8/22/2008	8/27/2008	8/27/2008	5	0	5
TOC	MG/L	DMW-16I-082108	A8H220130003	NM	8/21/2008	8/26/2008	8/26/2008	5	0	5
TOC	MG/L	DMW-4D-082508	A8H260119004	NM	8/25/2008	8/27/2008	8/27/2008	2	0	2
TOC	MG/L	DMW-4I-082508	A8H260119002	NM	8/25/2008	8/27/2008	8/27/2008	2	0	2
TOC	MG/L	DMW-4S-082508	A8H260119006	NM	8/25/2008	8/27/2008	8/27/2008	2	0	2
TOC	MG/L	DMW-5I-082608	A8H270116002	NM	8/26/2008	8/28/2008	8/28/2008	2	0	2

SORT	UNITS	NSAMPLE	LAB_ID	QC_TYPE	SAMP_DATE	EXTR_DATE	ANAL_DATE	SMP_EXTR	EXTR_ANL	SMP_ANL
TOC	MG/L	DMW-5S-082608	A8H270116003	NM	8/26/2008	8/28/2008	8/28/2008	2	0	2
TOC	MG/L	DMW-9D-082208	A8H230142003	NM	8/22/2008	8/27/2008	8/27/2008	5	0	5
TOC	MG/L	DMW-16S-082108	A8H220130005	NM	8/21/2008	8/27/2008	8/27/2008	6	0	6
OS	%	DMW-9D-082208DL	A8H230142003	NM	8/22/2008	8/25/2008	8/29/2008	3	4	7
OS	%	MW-6-082608	A8H270116004	NM	8/26/2008	8/27/2008	9/2/2008	1	6	7
OS	%	DMW-9I-082208DL	A8H230142002	NM	8/22/2008	8/25/2008	8/28/2008	3	3	6
OS	%	DMW-14I-082508	A8H260119005	NM	8/25/2008	8/26/2008	9/3/2008	1	8	9
OS	%	DMW-6S-082108	A8H220130002	NM	8/21/2008	8/25/2008	8/28/2008	4	3	7
OS	%	DMW-5S-082608	A8H270116003	NM	8/26/2008	8/27/2008	9/2/2008	1	6	7
OS	%	DMW-5I-082608	A8H270116002	NM	8/26/2008	8/27/2008	9/2/2008	1	6	7
OS	%	DMW-5D-082108	A8H220130004	NM	8/21/2008	8/25/2008	8/28/2008	4	3	7
OS	%	DMW-4S-082508	A8H260119006	NM	8/25/2008	8/26/2008	9/3/2008	1	8	9
OS	%	DMW-4I-082508	A8H260119002	NM	8/25/2008	8/26/2008	9/3/2008	1	8	9
OS	%	DMW-4D-082508	A8H260119004	NM	8/25/2008	8/26/2008	9/3/2008	1	8	9
OS	%	DMW-2S-082108DL	A8H220130006	NM	8/21/2008	8/25/2008	8/29/2008	4	4	8
OS	%	DMW-16S-082108DL	A8H220130005	NM	8/21/2008	8/25/2008	8/29/2008	4	4	8
OS	%	DMW-16I-082108	A8H220130003	NM	8/21/2008	8/25/2008	8/28/2008	4	3	7
OS	%	DMW-16D-082508	A8H260119003	NM	8/25/2008	8/26/2008	9/3/2008	1	8	9

TestAmerica North Canton

Metals Data Reporting Form

Initial Calibration Verification Standard

Instrument: CVAA **Units:** ug/L

Chart Number: hg10827a.prn **Acceptable Range:** 90% - 110%

Standard Source: Ultra **Standard ID:**

Element	WL/ Mass	True Conc	Ck5ICV 08/27/08 7:47 AM Found	% Rec	Found	% Rec	Found	% Rec	Found	% Rec	Found	% Rec
Mercury	253.7	2.5	2.49	**99.6**								

TestAmerica North Canton

Metals Data Reporting Form

Continuing Calibration Verification

Instrument: CVAA **Units:** ug/L

Chart Number: hg10827a.prn **Acceptable Range:** 80% - 120%

Standard Source: Ultra **Standard ID:**

Element	WL/ Mass	True Conc	Ck2CCV 08/27/08 8:04 AM		Ck2CCV 08/27/08 8:09 AM		Ck2CCV 08/27/08 8:39 AM		Ck2CCV 08/27/08 8:53 AM		Ck2CCV 08/27/08 9:07 AM	
			Found	% Rec	Found	% Rec	Found	% Rec	Found	% Rec	Found	% Rec
Mercury	253.7	5.0	4.77	**95.3**	4.91	**98.2**	4.70	**93.9**	4.89	**97.8**	4.90	**98.1**

TestAmerica North Canton

Metals Data Reporting Form

Continuing Calibration Verification

Instrument: CVAA **Units:** ug/L

Chart Number: hg10827a.prn **Acceptable Range:** 80% - 120%

Standard Source: Ultra **Standard ID:**

Element	WL/ Mass	True Conc	Ck2CCV 08/27/08 9:21 AM Found	% Rec	Ck2CCV 08/27/08 9:36 AM Found	% Rec	Ck2CCV 08/27/08 9:50 AM Found	% Rec	Ck2CCV 08/27/08 10:05 AM Found	% Rec	Ck2CCV 08/27/08 10:19 AM Found	% Rec
Mercury	253.7	5.0	4.90	**98.0**	4.94	**98.8**	4.92	**98.4**	4.92	**98.3**	4.97	**99.3**

TestAmerica North Canton

Metals Data Reporting Form

Continuing Calibration Verification

Instrument: CVAA **Units:** ug/L

Chart Number: hg10827a.prn **Acceptable Range:** 80% - 120%

Standard Source: Ultra **Standard ID:**

Element	WL/ Mass	True Conc	Ck2CCV 08/27/08 10:29 AM Found	% Rec	Ck2CCV 08/27/08 10:41 AM Found	% Rec	Ck2CCV 08/27/08 10:55 AM Found	% Rec	Ck2CCV 08/27/08 11:09 AM Found	% Rec	Ck2CCV 08/27/08 11:15 AM Found	% Rec
Mercury	253.7	5.0	5.07	**101.5**	4.95	**99.0**	4.88	**97.7**	4.80	**95.9**	5.00	**100.0**

TestAmerica North Canton

Metals Data Reporting Form

Continuing Calibration Verification

Instrument: CVAA **Units:** ug/L

Chart Number: hg10827a.prn **Acceptable Range:** 80% - 120%

Standard Source: Ultra **Standard ID:**

Element	WL/ Mass	True Conc	Ck2CCV 08/27/08 3:05 PM Found	% Rec	Ck2CCV 08/27/08 3:19 PM Found	% Rec	Ck2CCV 08/27/08 3:34 PM Found	% Rec	Ck2CCV 08/27/08 3:49 PM Found	% Rec	Ck2CCV 08/27/08 4:04 PM Found	% Rec
Mercury	253.7	5.0	4.96	**99.2**	4.98	**99.5**	5.10	**102.1**	5.03	**100.5**	5.05	**101.0**

TestAmerica North Canton

Metals Data Reporting Form

Continuing Calibration Verification

Instrument: CVAA **Units:** ug/L

Chart Number: hg10827a.prn **Acceptable Range:** 80% - 120%

Standard Source: Ultra **Standard ID:**

Element	WL/ Mass	True Conc	Ck2CCV 08/27/08 4:18 PM Found	% Rec	Ck2CCV 08/27/08 4:31 PM Found	% Rec	Ck2CCV 08/27/08 4:46 PM Found	% Rec	Found	% Rec	Found	% Rec
Mercury	253.7	5.0	4.97	**99.4**	5.04	**100.9**	4.87	**97.5**				

TestAmerica North Canton

Metals Data Reporting Form

Initial Calibration Verification Standard

Instrument: CVAA **Units:** ug/L

Chart Number: hg40829b.prn **Acceptable Range:** 90% - 110%

Standard Source: Ultra **Standard ID:**

Element	WL/ Mass	True Conc	Ck2ICV 08/29/08 11:01 AM Found	% Rec	Found	% Rec	Found	% Rec	Found	% Rec	Found	% Rec
Mercury	253.7	2.5	2.52	**101.0**								

TestAmerica North Canton

Metals Data Reporting Form

Continuing Calibration Verification

Instrument: CVAA **Units:** ug/L

Chart Number: hg40829b.prn **Acceptable Range:** 80% - 120%

Standard Source: Ultra **Standard ID:**

Element	WL/ Mass	True Conc	Ck6CCV 08/29/08 11:07 AM Found	% Rec	Ck6CCV 08/29/08 11:33 AM Found	% Rec	Ck6CCV 08/29/08 12:01 PM Found	% Rec	Ck6CCV 08/29/08 12:18 PM Found	% Rec	Ck6CCV 08/29/08 12:44 PM Found	% Rec
Mercury	253.7	5.0	4.81	**96.1**	4.77	**95.3**	5.04	**100.8**	5.10	**102.0**	4.98	**99.6**

TestAmerica North Canton

Metals Data Reporting Form

Continuing Calibration Verification

Instrument: CVAA **Units:** ug/L

Chart Number: hg40829b.prn **Acceptable Range:** 80% - 120%

Standard Source: Ultra **Standard ID:**

Element	WL/ Mass	True Conc	Ck6CCV 08/29/08 1:11 PM Found	% Rec	Found	% Rec	Found	% Rec	Found	% Rec	Found	% Rec
Mercury	253.7	5.0	5.00	**99.9**								

TestAmerica North Canton

Metals Data Reporting Form

Initial Calibration Verification Standard

Instrument: ICPMS **Units:** ug/L

Chart Number: I80829A.csv **Acceptable Range:** 90% - 110%

Standard Source: _____ **Standard ID:** _____

Element	WL/ Mass	True Conc	ICV 08/29/08 3:30 PM Found	% Rec	Found	% Rec	Found	% Rec	Found	% Rec	Found	% Rec
Antimony	121	80.0	81.12	**101.4**								
Arsenic	75	80.0	81.96	**102.4**								
Barium	137	80.0	79.25	**99.1**								
Cadmium	111	80.0	81.06	**101.3**								
Calcium	43	40000.0	41276.67	**103.2**								
Chromium	52	80.0	81.28	**101.6**								
Cobalt	59	80.0	80.80	**101.0**								
Copper	65	80.0	84.23	**105.3**								
Iron	56	20000.0	20030.00	**100.2**								
Lead	208	80.0	78.54	**98.2**								
Molybdenum	95	80.0	83.38	**104.2**								
Nickel	60	80.0	83.40	**104.3**								
Selenium	78	80.0	81.88	**102.4**								
Silver	107	80.0	83.92	**104.9**								
Thallium	205	80.0	81.37	**101.7**								
Vanadium	51	80.0	81.39	**101.7**								
Zinc	66	80.0	85.86	**107.3**								

TestAmerica North Canton

Metals Data Reporting Form

Continuing Calibration Verification

Instrument: ICPMS **Units:** ug/L

Chart Number: I80829A.csv **Acceptable Range:** 90% - 110%

Standard Source: _____ **Standard ID:** _____

Element	WL/ Mass	True Conc	CCV 08/29/08 3:56 PM Found	% Rec	CCV 10 08/30/08 12:08 AM Found	% Rec	CCV 11 08/30/08 12:58 AM Found	% Rec	CCV 12 08/30/08 1:48 AM Found	% Rec	CCV 13 08/30/08 2:37 AM Found	% Rec
Antimony	121	100.0	99.11	**99.1**	97.36	**97.4**	98.01	**98.0**	98.22	**98.2**	97.39	**97.4**
Arsenic	75	100.0	102.10	**102.1**	98.87	**98.9**	98.98	**99.0**	98.61	**98.6**	97.88	**97.9**
Barium	137	100.0	99.56	**99.6**	101.39	**101.4**	101.33	**101.3**	102.37	**102.4**	101.53	**101.5**
Cadmium	111	100.0	101.63	**101.6**	98.21	**98.2**	98.96	**99.0**	97.95	**97.9**	98.21	**98.2**
Calcium	43	50000.0	50766.67	**101.5**	51433.33	**102.9**	53006.67	**106.0**	52723.33	**105.4**	52783.33	**105.6**
Chromium	52	100.0	100.40	**100.4**	97.02	**97.0**	98.18	**98.2**	96.29	**96.3**	96.11	**96.1**
Cobalt	59	100.0	101.30	**101.3**	97.10	**97.1**	96.71	**96.7**	96.48	**96.5**	95.49	**95.5**
Copper	65	100.0	103.20	**103.2**	97.56	**97.6**	97.60	**97.6**	96.99	**97.0**	95.91	**95.9**
Iron	56	25000.0	25143.33	**100.6**	26173.33	**104.7**	26316.67	**105.3**	26253.33	**105.0**	26053.33	**104.2**
Lead	208	100.0	98.94	**98.9**	99.17	**99.2**	99.75	**99.8**	100.12	**100.1**	99.47	**99.5**
Molybdenum	95	100.0	105.57	**105.6**	99.10	**99.1**	99.70	**99.7**	99.70	**99.7**	98.62	**98.6**
Nickel	60	100.0	101.93	**101.9**	96.33	**96.3**	95.70	**95.7**	95.14	**95.1**	94.09	**94.1**
Selenium	78	100.0	102.90	**102.9**	99.31	**99.3**	101.21	**101.2**	102.02	**102.0**	100.14	**100.1**
Silver	107	100.0	102.23	**102.2**	97.92	**97.9**	97.48	**97.5**	96.96	**97.0**	97.00	**97.0**
Thallium	205	100.0	101.03	**101.0**	102.77	**102.8**	104.40	**104.4**	105.23	**105.2**	102.80	**102.8**
Vanadium	51	100.0	99.45	**99.5**	96.07	**96.1**	96.45	**96.5**	94.48	**94.5**	94.86	**94.9**
Zinc	66	100.0	105.30	**105.3**	103.07	**103.1**	101.67	**101.7**	101.33	**101.3**	100.16	**100.2**

TestAmerica North Canton

Metals Data Reporting Form

Continuing Calibration Verification

Instrument: ICPMS **Units:** ug/L

Chart Number: I80829A.csv **Acceptable Range:** 90% - 110%

Standard Source: _____ **Standard ID:** _____

Element	WL/ Mass	True Conc	CCV 14 08/30/08 3:27 AM Found	% Rec	CCV 15 08/30/08 4:16 AM Found	% Rec	CCV 16 08/30/08 5:07 AM Found	% Rec	CCV 17 08/30/08 5:56 AM Found	% Rec	CCV 08/30/08 6:48 AM Found	% Rec
Antimony	121	100.0	96.94	**96.9**	98.14	**98.1**	97.03	**97.0**	98.26	**98.3**	97.58	**97.6**
Arsenic	75	100.0	97.95	**98.0**	97.25	**97.3**	97.23	**97.2**	97.17	**97.2**	96.44	**96.4**
Barium	137	100.0	101.63	**101.6**	102.60	**102.6**	100.87	**100.9**	102.03	**102.0**	100.87	**100.9**
Cadmium	111	100.0	97.30	**97.3**	98.13	**98.1**	96.21	**96.2**	98.44	**98.4**	96.57	**96.6**
Calcium	43	50000.0	53416.67	**106.8**	53543.33	**107.1**	53530.00	**107.1**	53826.67	**107.7**	53356.67	**106.7**
Chromium	52	100.0	96.30	**96.3**	95.25	**95.3**	96.12	**96.1**	97.36	**97.4**	96.05	**96.1**
Cobalt	59	100.0	96.09	**96.1**	95.08	**95.1**	95.26	**95.3**	94.78	**94.8**	92.80	**92.8**
Copper	65	100.0	95.59	**95.6**	95.14	**95.1**	94.93	**94.9**	95.64	**95.6**	93.46	**93.5**
Iron	56	25000.0	26243.33	**105.0**	26303.33	**105.2**	26180.00	**104.7**	26370.00	**105.5**	26210.00	**104.8**
Lead	208	100.0	98.71	**98.7**	100.18	**100.2**	98.04	**98.0**	98.99	**99.0**	98.00	**98.0**
Molybdenum	95	100.0	98.06	**98.1**	98.25	**98.2**	97.36	**97.4**	97.66	**97.7**	96.98	**97.0**
Nickel	60	100.0	94.50	**94.5**	94.01	**94.0**	93.80	**93.8**	93.11	**93.1**	93.11	**93.1**
Selenium	78	100.0	102.70	**102.7**	102.10	**102.1**	102.07	**102.1**	100.08	**100.1**	98.93	**98.9**
Silver	107	100.0	95.84	**95.8**	96.55	**96.6**	95.60	**95.6**	96.33	**96.3**	95.04	**95.0**
Thallium	205	100.0	102.97	**103.0**	104.83	**104.8**	102.97	**103.0**	103.60	**103.6**	102.77	**102.8**
Vanadium	51	100.0	95.11	**95.1**	94.26	**94.3**	94.98	**95.0**	96.63	**96.6**	94.27	**94.3**
Zinc	66	100.0	99.74	**99.7**	101.03	**101.0**	99.58	**99.6**	102.20	**102.2**	99.57	**99.6**

TestAmerica North Canton

Metals Data Reporting Form

Continuing Calibration Verification

Instrument: ICPMS **Units:** ug/L

Chart Number: I80829A.csv **Acceptable Range:** 90% - 110%

Standard Source: _____ **Standard ID:** _____

Element	WL/ Mass	True Conc	CCV 18 08/30/08 7:05 AM Found	% Rec	Found	% Rec	Found	% Rec	Found	% Rec	Found	% Rec
Antimony	121	100.0	98.80	**98.8**								
Arsenic	75	100.0	96.57	**96.6**								
Barium	137	100.0	102.83	**102.8**								
Cadmium	111	100.0	98.59	**98.6**								
Calcium	43	50000.0	53426.67	**106.9**								
Chromium	52	100.0	96.15	**96.2**								
Cobalt	59	100.0	94.76	**94.8**								
Copper	65	100.0	95.01	**95.0**								
Iron	56	25000.0	26516.67	**106.1**								
Lead	208	100.0	100.08	**100.1**								
Molybdenum	95	100.0	98.28	**98.3**								
Nickel	60	100.0	92.92	**92.9**								
Selenium	78	100.0	100.54	**100.5**								
Silver	107	100.0	96.44	**96.4**								
Thallium	205	100.0	105.17	**105.2**								
Vanadium	51	100.0	94.48	**94.5**								
Zinc	66	100.0	101.80	**101.8**								

TestAmerica North Canton

Metals Data Reporting Form

Initial Calibration Verification Standard

Instrument: ICPMS **Units:** ug/L

Chart Number: i80902a.csv **Acceptable Range:** 90% - 110%

Standard Source: **Standard ID:**

Element	WL/ Mass	True Conc	ICV 09/02/08 2:50 PM Found	% Rec	Found	% Rec	Found	% Rec	Found	% Rec	Found	% Rec
Beryllium	9	80.0	80.98	**101.2**								
Magnesium	25	40000.0	40776.67	**101.9**								

TestAmerica North Canton

Metals Data Reporting Form

Continuing Calibration Verification

Instrument: ICPMS **Units:** ug/L

Chart Number: i80902a.csv **Acceptable Range:** 90% - 110%

Standard Source: _____ **Standard ID:** _____

Element	WL/ Mass	True Conc	CCV 09/02/08 3:18 PM Found	% Rec	CCV 6 09/02/08 9:06 PM Found	% Rec	CCV 7 09/02/08 10:06 PM Found	% Rec	CCV 8 09/02/08 11:06 PM Found	% Rec	Found	% Rec
Beryllium	9	100.0	100.00	**100.0**	96.95	**97.0**	95.82	**95.8**	96.06	**96.1**		
Magnesium	25	50000.0	50690.00	**101.4**	50693.33	**101.4**	51443.33	**102.9**	50876.67	**101.8**		

TestAmerica North Canton

Metals Data Reporting Form

Initial Calibration Verification Standard

Instrument: ICPMS **Units:** ug/L

Chart Number: I80903A.csv **Acceptable Range:** 90% - 110%

Standard Source: _____ **Standard ID:** _____

Element	WL/ Mass	True Conc	ICV 09/03/08 9:15 AM Found	% Rec	Found	% Rec	Found	% Rec	Found	% Rec	Found	% Rec
Antimony	121	80.0	81.99	**102.5**								
Arsenic	75	80.0	81.59	**102.0**								
Barium	137	80.0	79.65	**99.6**								
Beryllium	9	80.0	80.92	**101.2**								
Cadmium	111	80.0	82.11	**102.6**								
Calcium	43	40000.0	41406.67	**103.5**								
Chromium	52	80.0	79.84	**99.8**								
Cobalt	59	80.0	80.21	**100.3**								
Copper	65	80.0	83.43	**104.3**								
Iron	56	20000.0	20136.67	**100.7**								
Lead	208	80.0	77.81	**97.3**								
Magnesium	25	40000.0	40796.67	**102.0**								
Manganese	55	400.0	397.13	**99.3**								
Molybdenum	95	80.0	84.37	**105.5**								
Nickel	60	80.0	81.86	**102.3**								
Selenium	78	80.0	81.20	**101.5**								
Silver	107	80.0	83.69	**104.6**								
Vanadium	51	80.0	81.15	**101.4**								
Zinc	66	80.0	83.24	**104.0**								

TestAmerica North Canton

Metals Data Reporting Form

Continuing Calibration Verification

Instrument: ICPMS **Units:** ug/L

Chart Number: I80903A.csv **Acceptable Range:** 90% - 110%

Standard Source: _____ **Standard ID:** _____

Element	WL/ Mass	True Conc	CCV 09/03/08 9:39 AM Found	% Rec	CCV 1 09/03/08 10:33 AM Found	% Rec	CCV 2 09/03/08 11:30 AM Found	% Rec	CCV 3 09/03/08 12:28 PM Found	% Rec	CCV 4 09/03/08 1:23 PM Found	% Rec
Antimony	121	100.0	100.31	**100.3**	99.48	**99.5**	100.17	**100.2**	99.77	**99.8**	101.37	**101.4**
Arsenic	75	100.0	100.70	**100.7**	100.24	**100.2**	101.01	**101.0**	100.93	**100.9**	100.41	**100.4**
Barium	137	100.0	98.50	**98.5**	99.56	**99.6**	101.03	**101.0**	99.61	**99.6**	100.26	**100.3**
Beryllium	9	100.0	99.72	**99.7**	98.58	**98.6**	98.54	**98.5**	97.72	**97.7**	97.61	**97.6**
Cadmium	111	100.0	101.37	**101.4**	100.24	**100.2**	99.56	**99.6**	99.43	**99.4**	99.93	**99.9**
Calcium	43	50000.0	49843.33	**99.7**	49410.00	**98.8**	49300.00	**98.6**	49470.00	**98.9**	49133.33	**98.3**
Chromium	52	100.0	100.10	**100.1**	98.48	**98.5**	98.35	**98.3**	98.38	**98.4**	98.72	**98.7**
Cobalt	59	100.0	100.32	**100.3**	98.24	**98.2**	99.84	**99.8**	98.01	**98.0**	98.59	**98.6**
Copper	65	100.0	102.70	**102.7**	100.50	**100.5**	100.90	**100.9**	99.38	**99.4**	99.49	**99.5**
Iron	56	25000.0	25120.00	**100.5**	24820.00	**99.3**	24956.67	**99.8**	24776.67	**99.1**	24973.33	**99.9**
Lead	208	100.0	97.30	**97.3**	98.02	**98.0**	99.99	**100.0**	100.47	**100.5**	99.30	**99.3**
Magnesium	25	50000.0	49853.33	**99.7**	50396.67	**100.8**	49620.00	**99.2**	50256.67	**100.5**	50380.00	**100.8**
Manganese	55	500.0	500.50	**100.1**	508.03	**101.6**	508.03	**101.6**	511.17	**102.2**	508.83	**101.8**
Molybdenum	95	100.0	104.73	**104.7**	101.00	**101.0**	102.10	**102.1**	101.53	**101.5**	102.17	**102.2**
Nickel	60	100.0	102.17	**102.2**	99.68	**99.7**	101.00	**101.0**	98.86	**98.9**	99.37	**99.4**
Selenium	78	100.0	101.40	**101.4**	103.30	**103.3**	104.90	**104.9**	103.47	**103.5**	104.27	**104.3**
Silver	107	100.0	103.17	**103.2**	100.43	**100.4**	99.95	**99.9**	99.80	**99.8**	100.23	**100.2**
Vanadium	51	100.0	98.85	**98.9**	98.25	**98.3**	99.01	**99.0**	99.00	**99.0**	97.66	**97.7**
Zinc	66	100.0	102.93	**102.9**	100.47	**100.5**	101.58	**101.6**	100.77	**100.8**	102.10	**102.1**

TestAmerica North Canton

Metals Data Reporting Form

Continuing Calibration Verification

Instrument: ICPMS **Units:** ug/L

Chart Number: I80903A.csv **Acceptable Range:** 90% - 110%

Standard Source: _____ **Standard ID:** _____

Element	WL/ Mass	True Conc	CCV 5 09/03/08 2:16 PM Found	% Rec	CCV 6 09/03/08 3:09 PM Found	% Rec	CCV 7 09/03/08 4:02 PM Found	% Rec	CCV 8 09/03/08 4:53 PM Found	% Rec	CCV 9 09/03/08 5:42 PM Found	% Rec
Antimony	121	100.0	99.99	**100.0**	99.71	**99.7**	99.33	**99.3**	101.30	**101.3**	100.10	**100.1**
Arsenic	75	100.0	100.02	**100.0**	99.20	**99.2**	99.52	**99.5**	101.10	**101.1**	101.53	**101.5**
Barium	137	100.0	100.83	**100.8**	100.22	**100.2**	101.37	**101.4**	103.63	**103.6**	102.00	**102.0**
Beryllium	9	100.0	97.06	**97.1**	97.48	**97.5**	97.21	**97.2**	99.94	**99.9**	99.06	**99.1**
Cadmium	111	100.0	98.53	**98.5**	99.28	**99.3**	98.65	**98.7**	100.47	**100.5**	99.18	**99.2**
Calcium	43	50000.0	49090.00	**98.2**	48763.33	**97.5**	48550.00	**97.1**	49533.33	**99.1**	49620.00	**99.2**
Chromium	52	100.0	98.91	**98.9**	97.37	**97.4**	97.90	**97.9**	99.66	**99.7**	99.21	**99.2**
Cobalt	59	100.0	97.53	**97.5**	97.99	**98.0**	97.48	**97.5**	99.96	**100.0**	98.98	**99.0**
Copper	65	100.0	98.36	**98.4**	98.21	**98.2**	97.77	**97.8**	100.53	**100.5**	100.87	**100.9**
Iron	56	25000.0	25056.67	**100.2**	24880.00	**99.5**	24963.33	**99.9**	25436.67	**101.7**	25226.67	**100.9**
Lead	208	100.0	99.36	**99.4**	99.83	**99.8**	99.81	**99.8**	101.73	**101.7**	101.53	**101.5**
Magnesium	25	50000.0	49743.33	**99.5**	50023.33	**100.0**	49443.33	**98.9**	50380.00	**100.8**	49966.67	**99.9**
Manganese	55	500.0	506.50	**101.3**	504.33	**100.9**	504.70	**100.9**	513.63	**102.7**	523.33	**104.7**
Molybdenum	95	100.0	101.15	**101.2**	102.40	**102.4**	100.67	**100.7**	103.27	**103.3**	103.27	**103.3**
Nickel	60	100.0	98.93	**98.9**	98.22	**98.2**	99.11	**99.1**	100.77	**100.8**	100.70	**100.7**
Selenium	78	100.0	104.33	**104.3**	103.40	**103.4**	103.57	**103.6**	104.43	**104.4**	104.83	**104.8**
Silver	107	100.0	98.37	**98.4**	99.26	**99.3**	98.51	**98.5**	100.93	**100.9**	100.89	**100.9**
Vanadium	51	100.0	98.81	**98.8**	96.53	**96.5**	98.77	**98.8**	99.13	**99.1**	98.41	**98.4**
Zinc	66	100.0	99.45	**99.5**	100.50	**100.5**	99.66	**99.7**	100.53	**100.5**	101.63	**101.6**

TestAmerica North Canton

Metals Data Reporting Form

Continuing Calibration Verification

Instrument: ICPMS **Units:** ug/L

Chart Number: I80903A.csv **Acceptable Range:** 90% - 110%

Standard Source: _____ **Standard ID:** _____

Element	WL/ Mass	True Conc	CCV 10 09/03/08 6:32 PM Found	% Rec	Found	% Rec	Found	% Rec	Found	% Rec	Found	% Rec
Antimony	121	100.0	100.50	**100.5**								
Arsenic	75	100.0	102.93	**102.9**								
Barium	137	100.0	102.43	**102.4**								
Beryllium	9	100.0	98.86	**98.9**								
Cadmium	111	100.0	100.56	**100.6**								
Calcium	43	50000.0	49396.67	**98.8**								
Chromium	52	100.0	100.50	**100.5**								
Cobalt	59	100.0	100.38	**100.4**								
Copper	65	100.0	100.67	**100.7**								
Iron	56	25000.0	25466.67	**101.9**								
Lead	208	100.0	100.07	**100.1**								
Magnesium	25	50000.0	50020.00	**100.0**								
Manganese	55	500.0	522.73	**104.5**								
Molybdenum	95	100.0	104.03	**104.0**								
Nickel	60	100.0	100.57	**100.6**								
Selenium	78	100.0	102.93	**102.9**								
Silver	107	100.0	101.70	**101.7**								
Vanadium	51	100.0	99.99	**100.0**								
Zinc	66	100.0	101.32	**101.3**								

TestAmerica North Canton

Metals Data Reporting Form

Initial Calibration Verification Standard

Instrument: ICPMS **Units:** ug/L

Chart Number: I80904A.csv **Acceptable Range:** 90% - 110%

Standard Source: _____ **Standard ID:** _____

Element	WL/ Mass	True Conc	ICV 09/04/08 9:30 AM Found	% Rec	Found	% Rec	Found	% Rec	Found	% Rec	Found	% Rec
Antimony	121	80.0	81.62	**102.0**								
Arsenic	75	80.0	81.96	**102.4**								
Barium	137	80.0	79.92	**99.9**								
Beryllium	9	80.0	80.14	**100.2**								
Cadmium	111	80.0	82.30	**102.9**								
Chromium	52	80.0	80.18	**100.2**								
Cobalt	59	80.0	81.37	**101.7**								
Copper	65	80.0	82.42	**103.0**								
Iron	56	20000.0	20486.67	**102.4**								
Lead	208	80.0	79.53	**99.4**								
Magnesium	25	40000.0	42083.33	**105.2**								
Manganese	55	400.0	392.93	**98.2**								
Molybdenum	95	80.0	83.32	**104.2**								
Nickel	60	80.0	82.51	**103.1**								
Silver	107	80.0	83.42	**104.3**								
Thallium	205	80.0	79.75	**99.7**								
Vanadium	51	80.0	81.60	**102.0**								
Zinc	66	80.0	84.76	**106.0**								

TestAmerica North Canton

Metals Data Reporting Form

Continuing Calibration Verification

Instrument: ICPMS **Units:** ug/L

Chart Number: I80904A.csv **Acceptable Range:** 90% - 110%

Standard Source: _____ **Standard ID:** _____

Element	WL/ Mass	True Conc	CCV 09/04/08 9:56 AM Found	% Rec	CCV 1 09/04/08 10:54 AM Found	% Rec	CCV 09/04/08 11:10 AM Found	% Rec	CCV 2 09/04/08 12:04 PM Found	% Rec	CCV 3 09/04/08 1:03 PM Found	% Rec
Antimony	121	100.0	98.52	**98.5**	100.33	**100.3**	99.83	**99.8**	100.72	**100.7**	99.22	**99.2**
Arsenic	75	100.0	99.95	**100.0**	101.17	**101.2**	100.73	**100.7**	101.67	**101.7**	100.56	**100.6**
Barium	137	100.0	97.45	**97.5**	97.96	**98.0**	99.29	**99.3**	99.87	**99.9**	97.34	**97.3**
Beryllium	9	100.0	99.82	**99.8**	98.34	**98.3**	100.44	**100.4**	100.02	**100.0**	99.37	**99.4**
Cadmium	111	100.0	100.89	**100.9**	102.23	**102.2**	102.20	**102.2**	102.67	**102.7**	101.14	**101.1**
Chromium	52	100.0	99.50	**99.5**	98.73	**98.7**	100.08	**100.1**	98.41	**98.4**	98.45	**98.5**
Cobalt	59	100.0	100.00	**100.0**	99.37	**99.4**	100.53	**100.5**	99.63	**99.6**	99.23	**99.2**
Copper	65	100.0	100.78	**100.8**	101.10	**101.1**	102.67	**102.7**	101.93	**101.9**	100.55	**100.5**
Iron	56	25000.0	25123.33	**100.5**	25186.67	**100.7**	25216.67	**100.9**	24970.00	**99.9**	25286.67	**101.1**
Lead	208	100.0	98.98	**99.0**	100.97	**101.0**	102.37	**102.4**	101.93	**101.9**	100.60	**100.6**
Magnesium	25	50000.0	50356.67	**100.7**	50896.67	**101.8**	50653.33	**101.3**	50386.67	**100.8**	51523.33	**103.0**
Manganese	55	500.0	488.57	**97.7**	500.00	**100.0**	498.37	**99.7**	499.03	**99.8**	503.47	**100.7**
Molybdenum	95	100.0	102.87	**102.9**	103.33	**103.3**	104.10	**104.1**	104.13	**104.1**	103.07	**103.1**
Nickel	60	100.0	101.77	**101.8**	100.57	**100.6**	101.01	**101.0**	100.22	**100.2**	101.40	**101.4**
Silver	107	100.0	101.47	**101.5**	102.30	**102.3**	103.23	**103.2**	103.33	**103.3**	101.83	**101.8**
Thallium	205	100.0	99.22	**99.2**	99.22	**99.2**	100.18	**100.2**	99.17	**99.2**	99.77	**99.8**
Vanadium	51	100.0	99.28	**99.3**	98.23	**98.2**	98.43	**98.4**	98.20	**98.2**	98.61	**98.6**
Zinc	66	100.0	103.20	**103.2**	104.97	**105.0**	103.03	**103.0**	102.66	**102.7**	101.72	**101.7**

TestAmerica North Canton

Metals Data Reporting Form

Continuing Calibration Verification

Instrument: ICPMS **Units:** ug/L

Chart Number: I80904A.csv **Acceptable Range:** 90% - 110%

Standard Source: _____ **Standard ID:** _____

Element	WL/ Mass	True Conc	CCV 4 09/04/08 1:58 PM Found	% Rec	Found	% Rec	Found	% Rec	Found	% Rec	Found	% Rec
Antimony	121	100.0	96.87	**96.9**								
Arsenic	75	100.0	100.03	**100.0**								
Barium	137	100.0	97.32	**97.3**								
Beryllium	9	100.0	98.52	**98.5**								
Cadmium	111	100.0	100.10	**100.1**								
Chromium	52	100.0	98.85	**98.8**								
Cobalt	59	100.0	99.22	**99.2**								
Copper	65	100.0	99.71	**99.7**								
Iron	56	25000.0	25336.67	**101.3**								
Lead	208	100.0	96.29	**96.3**								
Magnesium	25	50000.0	50933.33	**101.9**								
Manganese	55	500.0	501.30	**100.3**								
Molybdenum	95	100.0	101.34	**101.3**								
Nickel	60	100.0	99.87	**99.9**								
Silver	107	100.0	100.66	**100.7**								
Thallium	205	100.0	98.71	**98.7**								
Vanadium	51	100.0	97.15	**97.2**								
Zinc	66	100.0	101.90	**101.9**								

TestAmerica North Canton

Metals Data Reporting Form

Initial Calibration Verification Standard

Instrument: ICPMS **Units:** ug/L

Chart Number: I80908A.csv **Acceptable Range:** 90% - 110%

Standard Source: **Standard ID:**

Element	WL/ Mass	True Conc	ICV 09/08/08 11:43 AM Found	% Rec	Found	% Rec	Found	% Rec	Found	% Rec	Found	% Rec
Calcium	43	40000.0	41326.67	**103.3**								
Selenium	78	80.0	81.85	**102.3**								
Thallium	205	80.0	77.95	**97.4**								

TestAmerica North Canton

Metals Data Reporting Form

Continuing Calibration Verification

Instrument: ICPMS **Units:** ug/L

Chart Number: I80908A.csv **Acceptable Range:** 90% - 110%

Standard Source: _____ **Standard ID:** _____

Element	WL/ Mass	True Conc	CCV 09/08/08 12:07 PM Found	% Rec	CCV 10 09/08/08 9:19 PM Found	% Rec	CCV 11 09/08/08 10:14 PM Found	% Rec	CCV 12 09/08/08 11:09 PM Found	% Rec	Found	% Rec
Calcium	43	50000.0	49870.00	**99.7**	49580.00	**99.2**	49290.00	**98.6**	49930.00	**99.9**		
Selenium	78	100.0	100.08	**100.1**	103.30	**103.3**	103.90	**103.9**	103.63	**103.6**		
Thallium	205	100.0	96.16	**96.2**	94.98	**95.0**	95.04	**95.0**	95.92	**95.9**		

TestAmerica North Canton

Metals Data Reporting Form

Contract Required Detection Limit Standard

Instrument: CVAA **Units:** ug/L

Chart Number: hg10827a.prn **Acceptable Range:** 50% - 150%

Standard Source: Ultra **Standard ID:**

Element	WL/ Mass	True Conc	Ck3CRA\MRL 08/27/08 7:49 AM Found	% Rec	Found	% Rec	Found	% Rec	Found	% Rec	Found	% Rec
Mercury	253.7	0.2	0.22	**112.2**								

TestAmerica North Canton

Metals Data Reporting Form

Contract Required Detection Limit Standard

Instrument: CVAA **Units:** ug/L

Chart Number: hg40829b.prn **Acceptable Range:** 50% - 150%

Standard Source: Ultra **Standard ID:**

Element	WL/ Mass	True Conc	Ck4CRA\MRL 08/29/08 11:05 AM Found	% Rec	Found	% Rec	Found	% Rec	Found	% Rec	Found	% Rec
Mercury	253.7	0.2	0.23	**115.5**								

TestAmerica North Canton

Metals Data Reporting Form

Contract Required Detection Limit Standard

Instrument: ICPMS **Units:** ug/L

Chart Number: I80829A.csv **Acceptable Range:** 50% - 150%

Standard Source: _____ **Standard ID:** _____

Element	WL/ Mass	True Conc	CRI 08/29/08 3:43 PM Found	% Rec	Found	% Rec	Found	% Rec	Found	% Rec	Found	% Rec
Antimony	121	2.0	1.91	**95.4**								
Arsenic	75	2.0	2.06	**103.1**								
Barium	137	1.0	0.94	**94.2**								
Cadmium	111	0.5	0.49	**97.1**								
Calcium	43	100.0	81.71	**81.7**								
Chromium	52	2.0	2.12	**106.1**								
Cobalt	59	1.0	0.99	**99.1**								
Copper	65	2.0	2.37	**118.5**								
Iron	56	20.0	24.66	**123.3**								
Lead	208	1.0	0.95	**95.2**								
Molybdenu	95	10.0	10.06	**100.6**								
Nickel	60	2.0	2.38	**119.2**								
Selenium	78	2.0	1.69	**84.7**								
Silver	107	0.5	0.54	**107.0**								
Thallium	205	1.0	1.03	**103.3**								
Vanadium	51	5.0	5.15	**103.0**								
Zinc	66	10.0	10.12	**101.2**								

TestAmerica North Canton

Metals Data Reporting Form

Contract Required Detection Limit Standard

Instrument: ICPMS **Units:** ug/L

Chart Number: i80902a.csv **Acceptable Range:** 50% - 150%

Standard Source: **Standard ID:**

Element	WL/ Mass	True Conc	CRI 09/02/08 3:01 PM Found	% Rec	Found	% Rec	Found	% Rec	Found	% Rec	Found	% Rec
Beryllium	9	1.0	1.03	**102.9**								
Magnesium	25	100.0	82.35	**82.4**								

TestAmerica North Canton

Metals Data Reporting Form

Contract Required Detection Limit Standard

Instrument: ICPMS **Units:** ug/L

Chart Number: I80903A.csv **Acceptable Range:** 50% - 150%

Standard Source: _____ **Standard ID:** _____

Element	WL/ Mass	True Conc	CRI 09/03/08 9:25 AM Found	% Rec	Found	% Rec	Found	% Rec	Found	% Rec	Found	% Rec
Antimony	121	2.0	1.99	**99.6**								
Arsenic	75	2.0	1.89	**94.6**								
Barium	137	1.0	0.85	**85.2**								
Beryllium	9	1.0	1.06	**105.6**								
Cadmium	111	0.5	0.51	**102.3**								
Calcium	43	100.0	73.88	**73.9**								
Chromium	52	2.0	2.08	**103.9**								
Cobalt	59	1.0	1.03	**102.8**								
Copper	65	2.0	2.25	**112.7**								
Iron	56	20.0	26.60	**133.0**								
Lead	208	1.0	0.94	**94.0**								
Magnesium	25	100.0	108.79	**108.8**								
Manganese	55	1.0	0.99	**98.5**								
Molybdenu	95	10.0	10.02	**100.2**								
Nickel	60	2.0	2.27	**113.6**								
Selenium	78	2.0	2.10	**105.1**								
Silver	107	0.5	0.55	**109.2**								
Vanadium	51	5.0	5.12	**102.3**								
Zinc	66	10.0	10.27	**102.7**								

TestAmerica North Canton

Metals Data Reporting Form

Contract Required Detection Limit Standard

Instrument: ICPMS **Units:** ug/L

Chart Number: I80904A.csv **Acceptable Range:** 50% - 150%

Standard Source: _____ **Standard ID:** _____

Element	WL/ Mass	True Conc	CRI 09/04/08 9:40 AM Found	% Rec	Found	% Rec	Found	% Rec	Found	% Rec	Found	% Rec
Antimony	121	2.0	1.93	**96.5**								
Arsenic	75	2.0	2.02	**100.8**								
Barium	137	1.0	0.95	**95.3**								
Beryllium	9	1.0	1.00	**99.8**								
Cadmium	111	0.5	0.52	**104.8**								
Chromium	52	2.0	2.16	**108.1**								
Cobalt	59	1.0	0.99	**99.0**								
Copper	65	2.0	2.35	**117.3**								
Iron	56	20.0	26.76	**133.8**								
Lead	208	1.0	0.98	**97.7**								
Magnesium	25	100.0	121.30	**121.3**								
Manganese	55	1.0	1.04	**104.2**								
Molybdenu	95	10.0	9.27	**92.7**								
Nickel	60	2.0	2.30	**114.8**								
Silver	107	0.5	0.53	**105.5**								
Thallium	205	1.0	0.91	**90.6**								
Vanadium	51	5.0	5.00	**100.0**								
Zinc	66	10.0	10.11	**101.1**								

TestAmerica North Canton

Metals Data Reporting Form

Contract Required Detection Limit Standard

Instrument: ICPMS **Units:** ug/L

Chart Number: I80908A.csv **Acceptable Range:** 50% - 150%

Standard Source: _____ **Standard ID:** _____

Element	WL/ Mass	True Conc	CRI 09/08/08 11:53 AM Found	% Rec	Found	% Rec	Found	% Rec	Found	% Rec	Found	% Rec
Calcium	43	100.0	77.42	77.4								
Selenium	78	2.0	2.00	100.1								
Thallium	205	1.0	0.88	87.5								

TestAmerica North Canton

Metals Data Reporting Form

Initial Calibration Blank Results

Instrument: CVAA **Units:** ug/L

Chart Number: hg10827a.prn

Standard Source: _____ **Standard ID:** _____

Element	WL/ Mass	Report Limit	Ck4ICB 08/27/08 7:48 AM Found	Q	Found	Q	Found	Q	Found	Q	Found	Q
Mercury	253.7	0.2	0.1	U								

U Result is less than the IDL

B Result is between IDL and RL

Form 3 Equivalent

TestAmerica North Canton

Metals Data Reporting Form

Continuing Calibration Blank Results

Instrument: CVAA **Units:** ug/L

Chart Number: hg10827a.prn

Standard Source: _____ **Standard ID:** _____

Element	WL/ Mass	Report Limit	Ck1CCB 08/27/08 8:05 AM Found	Q	Ck1CCB 08/27/08 8:10 AM Found	Q	Ck1CCB 08/27/08 8:40 AM Found	Q	Ck1CCB 08/27/08 8:55 AM Found	Q	Ck1CCB 08/27/08 9:08 AM Found	Q
Mercury	253.7	0.2	0.1	U	0.1	U	0.1	U	0.1	U	0.1	U

U Result is less than the IDL

B Result is between IDL and RL

TestAmerica North Canton

Metals Data Reporting Form

Continuing Calibration Blank Results

Instrument: CVAA **Units:** ug/L

Chart Number: hg10827a.prn

Standard Source: _____ **Standard ID:** _____

Element	WL/ Mass	Report Limit	Ck1CCB 08/27/08 9:23 AM Found	Q	Ck1CCB 08/27/08 9:37 AM Found	Q	Ck1CCB 08/27/08 9:51 AM Found	Q	Ck1CCB 08/27/08 10:06 AM Found	Q	Ck1CCB 08/27/08 10:20 AM Found	Q
Mercury	253.7	0.2	0.1	U	0.1	U	0.1	U	**0.1**	**B**	0.1	U

U Result is less than the IDL

B Result is between IDL and RL

TestAmerica North Canton

Metals Data Reporting Form

Continuing Calibration Blank Results

Instrument: CVAA **Units:** ug/L

Chart Number: hg10827a.prn

Standard Source: _____ **Standard ID:** _____

Element	WL/ Mass	Report Limit	Ck1CCB 08/27/08 10:30 AM Found	Q	Ck1CCB 08/27/08 10:42 AM Found	Q	Ck1CCB 08/27/08 10:56 AM Found	Q	Ck1CCB 08/27/08 11:10 AM Found	Q	Ck1CCB 08/27/08 11:16 AM Found	Q
Mercury	253.7	0.2	**0.1**	**B**	0.1	U	0.1	U	0.1	U	0.1	U

U Result is less than the IDL

B Result is between IDL and RL

TestAmerica North Canton

Metals Data Reporting Form

Continuing Calibration Blank Results

Instrument: CVAA **Units:** ug/L

Chart Number: hg10827a.prn

Standard Source: _____ **Standard ID:** _____

Element	WL/ Mass	Report Limit	Ck1CCB 08/27/08 3:07 PM Found	Q	Ck1CCB 08/27/08 3:20 PM Found	Q	Ck1CCB 08/27/08 3:35 PM Found	Q	Ck1CCB 08/27/08 3:51 PM Found	Q	Ck1CCB 08/27/08 4:05 PM Found	Q
Mercury	253.7	0.2	0.1	U	0.1	U	0.1	U	0.1	U	0.1	U

U Result is less than the IDL

B Result is between IDL and RL

TestAmerica North Canton

Metals Data Reporting Form

Continuing Calibration Blank Results

Instrument: CVAA **Units:** ug/L

Chart Number: hg10827a.prn

Standard Source: _____ **Standard ID:** _____

Element	WL/ Mass	Report Limit	Ck1CCB 08/27/08 4:19 PM Found	Q	Ck1CCB 08/27/08 4:32 PM Found	Q	Ck1CCB 08/27/08 4:48 PM Found	Q	Found	Q	Found	Q
Mercury	253.7	0.2	0.1	U	0.1	U	0.1	U				

U Result is less than the IDL

B Result is between IDL and RL

Form 3 Equivalent

TestAmerica North Canton

Metals Data Reporting Form

Initial Calibration Blank Results

Instrument: CVAA **Units:** ug/L

Chart Number: hg40829b.prn

Standard Source: _____ **Standard ID:** _____

Element	WL/ Mass	Report Limit	Ck3ICB 08/29/08 11:03 AM Found	Q	Found	Q	Found	Q	Found	Q	Found	Q
Mercury	253.7	0.2	0.1	U								

U Result is less than the IDL

B Result is between IDL and RL

TestAmerica North Canton

Metals Data Reporting Form

Continuing Calibration Blank Results

Instrument: CVAA **Units:** ug/L

Chart Number: hg40829b.prn

Standard Source: _____ **Standard ID:** _____

Element	WL/ Mass	Report Limit	Ck5CCB 08/29/08 11:09 AM Found	Q	Ck5CCB 08/29/08 11:36 AM Found	Q	Ck5CCB 08/29/08 12:03 PM Found	Q	Ck5CCB 08/29/08 12:20 PM Found	Q	Ck5CCB 08/29/08 12:46 PM Found	Q
Mercury	253.7	0.2	0.1	U	0.1	U	0.1	U	0.1	U	0.1	U

5.21.0

U Result is less than the IDL

B Result is between IDL and RL

Form 3 Equivalent

TestAmerica North Canton

Metals Data Reporting Form

Continuing Calibration Blank Results

Instrument: CVAA **Units:** ug/L

Chart Number: hg40829b.prn

Standard Source: _____ **Standard ID:** _____

Element	WL/ Mass	Report Limit	Ck5CCB 08/29/08 1:13 PM Found	Q	Found	Q	Found	Q	Found	Q	Found	Q
Mercury	253.7	0.2	0.1	U								

5.21.0

U Result is less than the IDL

B Result is between IDL and RL

Form 3 Equivalent

TestAmerica North Canton

Metals Data Reporting Form

Initial Calibration Blank Results

Instrument: ICPMS **Units:** ug/L

Chart Number: I80829A.csv

Standard Source: _____ **Standard ID:** _____

Element	WL/ Mass	Report Limit	ICB 08/29/08 3:34 PM Found	Q	Found	Q	Found	Q	Found	Q	Found	Q
Antimony	121	2	0.035	U								
Arsenic	75	5	0.13	U								
Barium	137	1	0.014	U								
Cadmium	111	1	**0.0097**	**B**								
Calcium	43	1000	6.3	U								
Chromium	52	2	0.069	U								
Cobalt	59	1	0.0041	U								
Copper	65	2	0.051	U								
Iron	56	50	**1.5**	**B**								
Lead	208	1	**0.041**	**B**								
Molybdenum	95	2	**0.16**	**B**								
Nickel	60	2	0.053	U								
Selenium	78	5	0.14	U								
Silver	107	1	0.0026	U								
Thallium	205	1	**0.35**	**B**								
Vanadium	51	20	0.46	U								
Zinc	66	20	0.2	U								

U Result is less than the IDL

B Result is between IDL and RL

Form 3 Equivalent

TestAmerica North Canton

Metals Data Reporting Form

Continuing Calibration Blank Results

Instrument: ICPMS **Units:** ug/L

Chart Number: I80829A.csv

Standard Source: _____ **Standard ID:** _____

Element	WL/ Mass	Report Limit	CCB 08/29/08 4:00 PM Found	Q	CCB 10 08/30/08 12:13 AM Found	Q	CCB 11 08/30/08 1:02 AM Found	Q	CCB 12 08/30/08 1:52 AM Found	Q	CCB 13 08/30/08 2:41 AM Found	Q
Antimony	121	2	0.035	U	**0.077**	**B**	**0.035**	**B**	**0.064**	**B**	0.035	U
Arsenic	75	5	0.13	U	0.13	U	0.13	U	0.13	U	0.13	U
Barium	137	1	0.014	U	**0.15**	**B**	**0.15**	**B**	**0.15**	**B**	**0.052**	**B**
Cadmium	111	1	**0.0097**	**B**	**0.082**	**B**	**0.096**	**B**	**0.12**	**B**	**0.04**	**B**
Calcium	43	1000	6.3	U	**55.1**	**B**	**50.1**	**B**	**50.5**	**B**	**15.7**	**B**
Chromium	52	2	0.069	U	**0.078**	**B**	**0.086**	**B**	**0.083**	**B**	0.069	U
Cobalt	59	1	**0.0097**	**B**	**0.084**	**B**	**0.08**	**B**	**0.087**	**B**	**0.035**	**B**
Copper	65	2	0.051	U	0.051	U	0.051	U	0.051	U	0.051	U
Iron	56	50	**3**	**B**	**26.5**	**B**	**27**	**B**	**27.6**	**B**	**10.8**	**B**
Lead	208	1	**0.049**	**B**	**0.12**	**B**	**0.11**	**B**	**0.12**	**B**	**0.061**	**B**
Molybdenum	95	2	**0.52**	**B**	**0.26**	**B**	**0.31**	**B**	**0.29**	**B**	**0.2**	**B**
Nickel	60	2	**0.059**	**B**	**0.061**	**B**	**0.072**	**B**	**0.11**	**B**	0.053	U
Selenium	78	5	0.14	U	0.14	U	0.14	U	0.14	U	0.14	U
Silver	107	1	**0.004**	**B**	**0.078**	**B**	**0.085**	**B**	**0.078**	**B**	**0.018**	**B**
Thallium	205	1	**0.43**	**B**	**0.58**	**B**	**0.59**	**B**	**0.67**	**B**	**0.55**	**B**
Vanadium	51	20	0.46	U	0.46	U	0.46	U	0.46	U	0.46	U
Zinc	66	20	0.2	U	0.2	U	0.2	U	0.2	U	**-0.33**	**B**

U Result is less than the IDL

B Result is between IDL and RL

TestAmerica North Canton

Metals Data Reporting Form

Continuing Calibration Blank Results

Instrument: ICPMS **Units:** ug/L

Chart Number: I80829A.csv

Standard Source: _____ **Standard ID:** _____

Element	WL/ Mass	Report Limit	CCB 14 08/30/08 3:32 AM Found	Q	CCB 15 08/30/08 4:21 AM Found	Q	CCB 16 08/30/08 5:12 AM Found	Q	CCB 17 08/30/08 6:01 AM Found	Q	CCB 08/30/08 6:52 AM Found	Q
Antimony	121	2	0.035	U	0.035	U	0.035	U	0.035	U	**0.036**	**B**
Arsenic	75	5	0.13	U	0.13	U	0.13	U	0.13	U	0.13	U
Barium	137	1	**0.072**	**B**	**0.1**	**B**	**0.12**	**B**	**0.11**	**B**	**0.16**	**B**
Cadmium	111	1	**0.043**	**B**	**0.057**	**B**	**0.061**	**B**	**0.065**	**B**	**0.068**	**B**
Calcium	43	1000	**33.5**	**B**	**35.1**	**B**	**30.4**	**B**	**38.8**	**B**	**44.7**	**B**
Chromium	52	2	0.069	U	0.069	U	0.069	U	0.069	U	0.069	U
Cobalt	59	1	**0.05**	**B**	**0.057**	**B**	**0.058**	**B**	**0.069**	**B**	**0.062**	**B**
Copper	65	2	0.051	U	0.051	U	0.051	U	0.051	U	0.051	U
Iron	56	50	**14.2**	**B**	**16.7**	**B**	**18.5**	**B**	**21.8**	**B**	**22.6**	**B**
Lead	208	1	**0.072**	**B**	**0.095**	**B**	**0.091**	**B**	**0.1**	**B**	**0.1**	**B**
Molybdenum	95	2	**0.21**	**B**	**0.23**	**B**	**0.27**	**B**	**0.26**	**B**	**0.29**	**B**
Nickel	60	2	0.053	U	0.053	U	0.053	U	0.053	U	0.053	U
Selenium	78	5	0.14	U	0.14	U	0.14	U	0.14	U	0.14	U
Silver	107	1	**0.032**	**B**	**0.042**	**B**	**0.043**	**B**	**0.061**	**B**	**0.066**	**B**
Thallium	205	1	**0.56**	**B**	**0.67**	**B**	**0.71**	**B**	**0.61**	**B**	**0.72**	**B**
Vanadium	51	20	0.46	U	0.46	U	0.46	U	0.46	U	0.46	U
Zinc	66	20	**-0.24**	**B**	**-0.26**	**B**	0.2	U	0.2	U	**-0.21**	**B**

U Result is less than the IDL

B Result is between IDL and RL

Form 3 Equivalent

TestAmerica North Canton

Metals Data Reporting Form

Continuing Calibration Blank Results

Instrument: ICPMS **Units:** ug/L

Chart Number: I80829A.csv

Standard Source: _____ **Standard ID:** _____

Element	WL/ Mass	Report Limit	CCB 18 08/30/08 7:10 AM Found	Q	Found	Q	Found	Q	Found	Q	Found	Q
Antimony	121	2	**0.051**	**B**								
Arsenic	75	5	0.13	U								
Barium	137	1	**0.17**	**B**								
Cadmium	111	1	**0.088**	**B**								
Calcium	43	1000	**49.7**	**B**								
Chromium	52	2	**0.071**	**B**								
Cobalt	59	1	**0.078**	**B**								
Copper	65	2	**0.052**	**B**								
Iron	56	50	**24.3**	**B**								
Lead	208	1	**0.12**	**B**								
Molybdenum	95	2	**0.29**	**B**								
Nickel	60	2	0.053	U								
Selenium	78	5	0.14	U								
Silver	107	1	**0.063**	**B**								
Thallium	205	1	**0.8**	**B**								
Vanadium	51	20	0.46	U								
Zinc	66	20	0.2	U								

U Result is less than the IDL

B Result is between IDL and RL

Form 3 Equivalent

TestAmerica North Canton

Metals Data Reporting Form

Initial Calibration Blank Results

Instrument: ICPMS **Units:** ug/L

Chart Number: i80902a.csv

Standard Source: _____ **Standard ID:** _____

Element	WL/ Mass	Report Limit	ICB 09/02/08 2:57 RM Found	Q	Found	Q	Found	Q	Found	Q	Found	Q
Beryllium	9	1	0.012	U								
Magnesium	25	1000	**2.8**	**B**								

U Result is less than the IDL

B Result is between IDL and RL

TestAmerica North Canton

Metals Data Reporting Form

Continuing Calibration Blank Results

Instrument: ICPMS **Units:** ug/L

Chart Number: i80902a.csv

Standard Source: _____ **Standard ID:** _____

Element	WL/ Mass	Report Limit	CCB 09/02/08 3:24 PM Found	Q	CCB 6 09/02/08 9:13 PM Found	Q	CCB 7 09/02/08 10:13 PM Found	Q	CCB 8 09/02/08 11:12 PM Found	Q	Found	Q
Beryllium	9	1	0.012	U	0.012	U	0.012	U	**0.017**	**B**		
Magnesium	25	1000	**4.7**	**B**	**11.5**	**B**	**12.1**	**B**	**17.1**	**B**		

5.04.5

U Result is less than the IDL

B Result is between IDL and RL

Form 3 Equivalent

TestAmerica North Canton

Metals Data Reporting Form

Initial Calibration Blank Results

Instrument: ICPMS **Units:** ug/L

Chart Number: I80903A.csv

Standard Source: _____ **Standard ID:** _____

Element	WL/ Mass	Report Limit	ICB 09/03/08 9:21 AM Found	Q	Found	Q	Found	Q	Found	Q	Found	Q
Antimony	121	2	0.035	U								
Arsenic	75	5	0.13	U								
Barium	137	1	**0.015**	**B**								
Beryllium	9	1	0.012	U								
Cadmium	111	1	0.0061	U								
Calcium	43	1000	6.3	U								
Chromium	52	2	0.069	U								
Cobalt	59	1	0.0041	U								
Copper	65	2	0.051	U								
Iron	56	50	1.1	U								
Lead	208	1	**0.047**	**B**								
Magnesium	25	1000	**2.3**	**B**								
Manganese	55	1	0.027	U								
Molybdenum	95	2	0.12	U								
Nickel	60	2	0.053	U								
Selenium	78	5	**0.16**	**B**								
Silver	107	1	**0.0057**	**B**								
Vanadium	51	20	0.46	U								
Zinc	66	20	0.2	U								

U Result is less than the IDL

B Result is between IDL and RL

Form 3 Equivalent

TestAmerica North Canton

Metals Data Reporting Form

Continuing Calibration Blank Results

Instrument: ICPMS **Units:** ug/L

Chart Number: I80903A.csv

Standard Source: _____ **Standard ID:** _____

Element	WL/ Mass	Report Limit	CCB 09/03/08 9:45 AM Found	Q	CCB 1 09/03/08 10:39 AM Found	Q	CCB 2 09/03/08 11:36 AM Found	Q	CCB 3 09/03/08 12:34 PM Found	Q	CCB 4 09/03/08 1:29 PM Found	Q
Antimony	121	2	0.035	U	0.035	U	0.035	U	0.035	U	0.035	U
Arsenic	75	5	0.13	U	0.13	U	0.13	U	0.13	U	0.13	U
Barium	137	1	0.014	U	**0.016**	**B**	0.014	U	0.014	U	0.014	U
Beryllium	9	1	0.012	U	0.012	U	0.012	U	0.012	U	0.012	U
Cadmium	111	1	0.0061	U	**-0.0063**	**B**	0.0061	U	0.0061	U	0.0061	U
Calcium	43	1000	6.3	U	6.3	U	6.3	U	6.3	U	6.3	U
Chromium	52	2	0.069	U	0.069	U	0.069	U	0.069	U	0.069	U
Cobalt	59	1	**0.0043**	**B**	0.0041	U	0.0041	U	0.0041	U	**0.0077**	**B**
Copper	65	2	0.051	U	0.051	U	0.051	U	0.051	U	**0.072**	**B**
Iron	56	50	1.1	U	**1.2**	**B**	**1.4**	**B**	**1.2**	**B**	**1.5**	**B**
Lead	208	1	**0.028**	**B**	0.018	U	**0.024**	**B**	0.018	U	**0.038**	**B**
Magnesium	25	1000	2.2	U	2.2	U	2.2	U	2.2	U	2.2	U
Manganese	55	1	0.027	U	0.027	U	0.027	U	**0.04**	**B**	**0.037**	**B**
Molybdenum	95	2	0.12	U	0.12	U	0.12	U	0.12	U	0.12	U
Nickel	60	2	0.053	U	0.053	U	0.053	U	0.053	U	0.053	U
Selenium	78	5	0.14	U	0.14	U	0.14	U	0.14	U	0.14	U
Silver	107	1	0.0026	U	**-0.003**	**B**	**-0.005**	**B**	**-0.005**	**B**	**-0.0067**	**B**
Vanadium	51	20	0.46	U	0.46	U	0.46	U	0.46	U	0.46	U
Zinc	66	20	0.2	U	0.2	U	**-0.27**	**B**	0.2	U	**0.26**	**B**

Mn only

TestAmerica North Canton

Metals Data Reporting Form

Continuing Calibration Blank Results

Instrument: ICPMS **Units:** ug/L

Chart Number: I80903A.csv

Standard Source: _____ **Standard ID:** _____

Element	WL/ Mass	Report Limit	CCB 5 09/03/08 2:22 PM Found	Q	CCB 6 09/03/08 3:15 PM Found	Q	CCB 7 09/03/08 4:07 PM Found	Q	CCB 8 09/03/08 4:57 PM Found	Q	CCB 9 09/03/08 5:46 PM Found	Q
Antimony	121	2	**0.078**	B	**0.073**	B	**0.13**	B	**0.19**	B	**0.22**	B
Arsenic	75	5	0.13	U	**0.14**	B	0.13	U	**0.15**	B	**0.16**	B
Barium	137	1	**0.062**	B	**0.098**	B	**0.059**	B	**0.11**	B	**0.13**	B
Beryllium	9	1	**0.079**	B	**0.06**	B	**0.066**	B	**0.079**	B	**0.085**	B
Cadmium	111	1	**0.068**	B	**0.064**	B	**0.058**	B	**0.081**	B	**0.11**	B
Calcium	43	1000	**41.6**	B	**33.1**	B	**37.7**	B	**35.5**	B	**45.9**	B
Chromium	52	2	**0.077**	B	**0.082**	B	**0.076**	B	**0.091**	B	**0.11**	B
Cobalt	59	1	**0.08**	B	**0.07**	B	**0.054**	B	**0.095**	B	**0.12**	B
Copper	65	2	**0.24**	B	**0.31**	B	**0.39**	B	**0.4**	B	**0.81**	B
Iron	56	50	**19.6**	B	**17.1**	B	**17.9**	B	**27.8**	B	**44.2**	B
Lead	208	1	**0.12**	B	**0.1**	B	**0.11**	B	**0.11**	B	**0.14**	B
Magnesium	25	1000	**42.1**	B	**30.5**	B	**31.6**	B	**46.7**	B	**55.2**	B
Manganese	55	1	**0.37**	B	**0.32**	B	**0.3**	B	**0.3**	B	**0.45**	B
Molybdenum	95	2	0.12	U	0.12	U	**0.12**	B	**0.58**	B	**0.63**	B
Nickel	60	2	**0.095**	B	**0.072**	B	**0.089**	B	**0.072**	B	**0.074**	B
Selenium	78	5	**0.19**	B	0.14	U	**0.2**	B	**0.17**	B	**0.29**	B
Silver	107	1	**0.078**	B	**0.059**	B	**0.057**	B	**0.067**	B	**0.095**	B
Vanadium	51	20	0.46	U	0.46	U	0.46	U	0.46	U	0.46	U
Zinc	66	20	0.2	U	**0.26**	B	**0.4**	B	**0.48**	B	**0.6**	B

U Result is less than the IDL

B Result is between IDL and RL

Form 3 Equivalent

TestAmerica North Canton

Metals Data Reporting Form

Continuing Calibration Blank Results

Instrument: ICPMS **Units:** ug/L

Chart Number: I80903A.csv

Standard Source: _____ **Standard ID:** _____

Element	WL/ Mass	Report Limit	CCB 10 09/03/08 6:36 PM Found	Q	Found	Q	Found	Q	Found	Q	Found	Q
Antimony	121	2	0.27	B								
Arsenic	75	5	0.13	U								
Barium	137	1	0.15	B								
Beryllium	9	1	0.1	B								
Cadmium	111	1	0.13	B								
Calcium	43	1000	58.6	B								
Chromium	52	2	0.18	B								
Cobalt	59	1	0.14	B								
Copper	65	2	0.91	B								
Iron	56	50	50									
Lead	208	1	0.17	B								
Magnesium	25	1000	75.3	B								
Manganese	55	1	0.62	B								
Molybdenum	95	2	0.75	B								
Nickel	60	2	0.17	B								
Selenium	78	5	0.28	B								
Silver	107	1	0.12	B								
Vanadium	51	20	0.46	U								
Zinc	66	20	0.73	B								

U Result is less than the IDL

B Result is between IDL and RL

Form 3 Equivalent

TestAmerica North Canton

Metals Data Reporting Form

Initial Calibration Blank Results

Instrument: ICPMS **Units:** ug/L

Chart Number: I80904A.csv

Standard Source: _____ **Standard ID:** _____

Element	WL/ Mass	Report Limit	ICB 09/04/08 9:36 AM Found	Q	Found	Q	Found	Q	Found	Q	Found	Q
Antimony	121	2	0.035	U								
Arsenic	75	5	0.13	U								
Barium	137	1	0.014	U								
Beryllium	9	1	0.012	U								
Cadmium	111	1	0.0061	U								
Chromium	52	2	0.069	U								
Cobalt	59	1	0.0041	U								
Copper	65	2	0.051	U								
Iron	56	50	1.1	U								
Lead	208	1	**0.065**	**B**								
Magnesium	25	1000	2.2	U								
Manganese	55	1	0.027	U								
Molybdenum	95	2	**-0.8**	**B**								
Nickel	60	2	0.053	U								
Silver	107	1	0.0026	U								
Thallium	205	1	**0.12**	**B**								
Vanadium	51	20	0.46	U								
Zinc	66	20	0.2	U								

U Result is less than the IDL
B Result is between IDL and RL

Form 3 Equivalent

TestAmerica North Canton

Metals Data Reporting Form

Continuing Calibration Blank Results

Instrument: ICPMS **Units:** ug/L

Chart Number: I80904A.csv

Standard Source: _____ **Standard ID:** _____

Element	WL/ Mass	Report Limit	CCB 09/04/08 10:02 AM		CCB 1 09/04/08 11:01 AM		CCB 09/04/08 11:16 AM		CCB 2 09/04/08 12:11 PM		CCB 3 09/04/08 1:10 PM	
			Found	Q	Found	Q	Found	Q	Found	Q	Found	Q
Antimony	121	2	**-0.086**	**B**	**-0.072**	**B**	**-0.12**	**B**	**-0.13**	**B**	**-0.14**	**B**
Arsenic	75	5	0.13	U	0.13	U	0.13	U	0.13	U	0.13	U
Barium	137	1	0.014	U	0.014	U	0.014	U	0.014	U	0.014	U
Beryllium	9	1	**-0.024**	**B**	**-0.029**	**B**	**-0.037**	**B**	**-0.049**	**B**	**-0.05**	**B**
Cadmium	111	1	0.0061	U	0.0061	U	**-0.0073**	**B**	0.0061	U	0.0061	U
Chromium	52	2	0.069	U	0.069	U	0.069	U	0.069	U	0.069	U
Cobalt	59	1	0.0041	U	**0.0063**	**B**	**0.012**	**B**	**0.005**	**B**	**0.013**	**B**
Copper	65	2	0.051	U	0.051	U	0.051	U	0.051	U	0.051	U
Iron	56	50	1.1	U	**2.9**	**B**	**2.2**	**B**	**2.1**	**B**	**2.5**	**B**
Lead	208	1	**0.042**	**B**	**0.043**	**B**	**0.051**	**B**	**0.038**	**B**	**0.031**	**B**
Magnesium	25	1000	**2.4**	**B**	**2.8**	**B**	**5.4**	**B**	**3.8**	**B**	**5.2**	**B**
Manganese	55	1	0.027	U	0.027	U	**0.035**	**B**	**0.072**	**B**	**0.14**	**B**
Molybdenum	95	2	**-0.58**	**B**	**-0.83**	**B**	**-0.82**	**B**	**-0.81**	**B**	**-0.84**	**B**
Nickel	60	2	0.053	U	0.053	U	0.053	U	0.053	U	0.053	U
Silver	107	1	0.0026	U	0.0026	U	**0.004**	**B**	0.0026	U	**0.003**	**B**
Thallium	205	1	**0.14**	**B**	0.11	U	0.11	U	0.11	U	**0.13**	**B**
Vanadium	51	20	0.46	U	0.46	U	0.46	U	0.46	U	0.46	U
Zinc	66	20	0.2	U	0.2	U	0.2	U	0.2	U	0.2	U

U Result is less than the IDL

B Result is between IDL and RL

Form 3 Equivalent

TestAmerica North Canton

Metals Data Reporting Form

Continuing Calibration Blank Results

Instrument: ICPMS **Units:** ug/L

Chart Number: I80904A.csv

Standard Source: _____ **Standard ID:** _____

Element	WL/ Mass	Report Limit	CCB 4 09/04/08 2:05 PM Found	Q	Found	Q	Found	Q	Found	Q	Found	Q
Antimony	121	2	**-0.12**	**B**								
Arsenic	75	5	0.13	U								
Barium	137	1	0.014	U								
Beryllium	9	1	**-0.041**	**B**								
Cadmium	111	1	**0.014**	**B**								
Chromium	52	2	0.069	U								
Cobalt	59	1	**0.017**	**B**								
Copper	65	2	0.051	U								
Iron	56	50	**3.1**	**B**								
Lead	208	1	**0.036**	**B**								
Magnesium	25	1000	**5.3**	**B**								
Manganese	55	1	**0.12**	**B**								
Molybdenum	95	2	**-0.8**	**B**								
Nickel	60	2	0.053	U								
Silver	107	1	**0.0037**	**B**								
Thallium	205	1	**0.14**	**B**								
Vanadium	51	20	0.46	U								
Zinc	66	20	0.2	U								

U Result is less than the IDL

B Result is between IDL and RL

Form 3 Equivalent

TestAmerica North Canton

Metals Data Reporting Form

Initial Calibration Blank Results

Instrument: ICPMS **Units:** ug/L

Chart Number: I80908A.csv

Standard Source: _____ **Standard ID:** _____

Element	WL/ Mass	Report Limit	ICB 09/08/08 11:49 AM Found	Q	Found	Q	Found	Q	Found	Q	Found	Q
Calcium	43	1000	6.3	U								
Selenium	78	5	0.14	U								
Thallium	205	1	**0.15**	**B**								

U Result is less than the IDL

B Result is between IDL and RL

TestAmerica North Canton

Metals Data Reporting Form

Continuing Calibration Blank Results

Instrument: ICPMS **Units:** ug/L

Chart Number: I80908A.csv

Standard Source: _____ **Standard ID:** _____

Element	WL/ Mass	Report Limit	CCB 09/08/08 12:13 PM Found	Q	CCB 10 09/08/08 9:25 PM Found	Q	CCB 11 09/08/08 10:20 PM Found	Q	CCB 12 09/08/08 11:16 PM Found	Q	Found	Q
Calcium	43	1000	6.3	U	**19.6**	**B**	**20.8**	**B**	**20.7**	**B**		
Selenium	78	5	0.14	U	0.14	U	0.14	U	0.14	U		
Thallium	205	1	**0.15**	**B**	**0.19**	**B**	**0.26**	**B**	**0.26**	**B**		

U Result is less than the IDL

B Result is between IDL and RL

Form 3 Equivalent

65-0821 25-0821
16I-0821 9I-0822
5D-0821 9D-0822
165-0821 95-0822

METHOD BLANK REPORT

TOTAL Metals

Client Lot #...: 8H22130 **Matrix.....:** WATER

PARAMETER	RESULT	REPORTING LIMIT	UNITS	METHOD	PREPARATION-ANALYSIS DATE	WORK ORDER #
MB Lot-Sample #: A8H250000-015 **Prep Batch #...:** 8238015						
Antimony	ND	2.0	ug/L	SW846 6020	08/25-09/03/08	KVPG41AA
		Dilution Factor: 1				
		Analysis Time..: 16:49		Analyst ID.....: 002260	Instrument ID..: I8	
Arsenic	ND	5.0	ug/L	SW846 6020	08/25-09/03/08	KVPG41AC
		Dilution Factor: 1				
		Analysis Time..: 16:49		Analyst ID.....: 002260	Instrument ID..: I8	
Barium	1.2	**1.0**	**ug/L**	**SW846 6020**	**08/25-09/03/08**	**KVPG41AD**
		Dilution Factor: 1				
		Analysis Time..: 16:49		Analyst ID.....: 002260	Instrument ID..: I8	
Beryllium	ND	1.0	ug/L	SW846 6020	08/25-09/03/08	KVPG41AE
		Dilution Factor: 1				
		Analysis Time..: 16:49		Analyst ID.....: 002260	Instrument ID..: I8	
Cadmium	ND	1.0	ug/L	SW846 6020	08/25-09/03/08	KVPG41AF
		Dilution Factor: 1				
		Analysis Time..: 16:49		Analyst ID.....: 002260	Instrument ID..: I8	
Calcium	348 B	**1000**	**ug/L**	**SW846 6020**	**08/25-09/03/08**	**KVPG41AW**
		Dilution Factor: 1				
		Analysis Time..: 16:49		Analyst ID.....: 002260	Instrument ID..: I8	
Chromium	0.16 B	**2.0**	**ug/L**	**SW846 6020**	**08/25-09/03/08**	**KVPG41AV**
		Dilution Factor: 1				
		Analysis Time..: 16:49		Analyst ID.....: 002260	Instrument ID..: I8	
Cobalt	0.0060 B	**1.0**	**ug/L**	**SW846 6020**	**08/25-09/03/08**	**KVPG41AG**
		Dilution Factor: 1				
		Analysis Time..: 16:49		Analyst ID.....: 002260	Instrument ID..: I8	
Copper	0.49 B	**2.0**	**ug/L**	**SW846 6020**	**08/25-09/03/08**	**KVPG41AH**
		Dilution Factor: 1				
		Analysis Time..: 16:49		Analyst ID.....: 002260	Instrument ID..: I8	
Iron	31.6 B	**50.0**	**ug/L**	**SW846 6020**	**08/25-09/03/08**	**KVPG41AJ**
		Dilution Factor: 1				
		Analysis Time..: 16:49		Analyst ID.....: 002260	Instrument ID..: I8	
Lead	0.068 B	**1.0**	**ug/L**	**SW846 6020**	**08/25-09/03/08**	**KVPG41AK**
		Dilution Factor: 1				
		Analysis Time..: 16:49		Analyst ID.....: 002260	Instrument ID..: I8	

(Continued on next page)

METHOD BLANK REPORT

TOTAL Metals

Client Lot #...: 8H22130 **Matrix.....:** WATER

PARAMETER	RESULT	REPORTING LIMIT	UNITS	METHOD	PREPARATION-ANALYSIS DATE	WORK ORDER #
Manganese	**0.70 B**	**1.0**	**ug/L**	**SW846 6020**	**08/25-09/03/08**	**KVPG41AL**
		Dilution Factor: 1				
		Analysis Time..: 16:49		Analyst ID.....: 002260	Instrument ID..: I8	
Molybdenum	ND	2.0	ug/L	SW846 6020	08/25-09/03/08	KVPG41AM
		Dilution Factor: 1				
		Analysis Time..: 16:49		Analyst ID.....: 002260	Instrument ID..: I8	
Nickel	**0.16 B**	**2.0**	**ug/L**	**SW846 6020**	**08/25-09/03/08**	**KVPG41AN**
		Dilution Factor: 1				
		Analysis Time..: 16:49		Analyst ID.....: 002260	Instrument ID..: I8	
Selenium	ND	5.0	ug/L	SW846 6020	08/25-09/03/08	KVPG41AP
		Dilution Factor: 1				
		Analysis Time..: 16:49		Analyst ID.....: 002260	Instrument ID..: I8	
Silver	ND	1.0	ug/L	SW846 6020	08/25-09/03/08	KVPG41AQ
		Dilution Factor: 1				
		Analysis Time..: 16:49		Analyst ID.....: 002260	Instrument ID..: I8	
Thallium	ND	1.0	ug/L	SW846 6020	08/25-09/04/08	KVPG41AR
		Dilution Factor: 1				
		Analysis Time..: 10:20		Analyst ID.....: 001637	Instrument ID..: I8	
Vanadium	ND	20.0	ug/L	SW846 6020	08/25-09/03/08	KVPG41AT
		Dilution Factor: 1				
		Analysis Time..: 16:49		Analyst ID.....: 002260	Instrument ID..: I8	
Zinc	**4.6 B**	**20.0**	**ug/L**	**SW846 6020**	**08/25-09/03/08**	**KVPG41AU**
		Dilution Factor: 1				
		Analysis Time..: 16:49		Analyst ID.....: 002260	Instrument ID..: I8	
Magnesium	**93.0 B**	**1000**	**ug/L**	**SW846 6020**	**08/25-09/03/08**	**KVPG41D1**
		Dilution Factor: 1				
		Analysis Time..: 16:49		Analyst ID.....: 002260	Instrument ID..: I8	
Mercury	ND	0.20	ug/L	SW846 7470A	08/25-08/27/08	KVPG41AX
		Dilution Factor: 1				
		Analysis Time..: 09:40		Analyst ID.....: 002260	Instrument ID..: H1	

4I-0825 16O-0825 4D-0825 14I-0825 4S-0825

MB Lot-Sample #: A8H270000-011 **Prep Batch #...:** 8240011

Antimony	ND	2.0	ug/L	SW846 6020	08/27-09/04/08	KVT8A1CU
		Dilution Factor: 1				
		Analysis Time..: 12:33		Analyst ID.....: 001637	Instrument ID..: I8	

(Continued on next page)

METHOD BLANK REPORT

TOTAL Metals

Client Lot #...: 8H22130 **Matrix.....:** WATER

PARAMETER	RESULT	REPORTING LIMIT	UNITS	METHOD	PREPARATION-ANALYSIS DATE	WORK ORDER #
Arsenic	ND	5.0	ug/L	SW846 6020	08/27-09/04/08	KVT8A1CV
		Dilution Factor: 1				
		Analysis Time..: 12:33		Analyst ID.....: 001637	Instrument ID..: I8	
Barium	**0.82 B**	**1.0**	**ug/L**	**SW846 6020**	**08/27-09/04/08**	**KVT8A1CW**
		Dilution Factor: 1				
		Analysis Time..: 12:33		Analyst ID.....: 001637	Instrument ID..: I8	
Beryllium	ND	1.0	ug/L	SW846 6020	08/27-09/04/08	KVT8A1CX
		Dilution Factor: 1				
		Analysis Time..: 12:33		Analyst ID.....: 001637	Instrument ID..: I8	
Cadmium	ND	1.0	ug/L	SW846 6020	08/27-09/04/08	KVT8A1C0
		Dilution Factor: 1				
		Analysis Time..: 12:33		Analyst ID.....: 001637	Instrument ID..: I8	
Chromium	**0.12 B**	**2.0**	**ug/L**	**SW846 6020**	**08/27-09/04/08**	**KVT8A1DE**
		Dilution Factor: 1				
		Analysis Time..: 12:33		Analyst ID.....: 001637	Instrument ID..: I8	
Cobalt	ND	1.0	ug/L	SW846 6020	08/27-09/04/08	KVT8A1C1
		Dilution Factor: 1				
		Analysis Time..: 12:33		Analyst ID.....: 001637	Instrument ID..: I8	
Copper	**0.49 B**	**2.0**	**ug/L**	**SW846 6020**	**08/27-09/04/08**	**KVT8A1C2**
		Dilution Factor: 1				
		Analysis Time..: 12:33		Analyst ID.....: 001637	Instrument ID..: I8	
Iron	**9.6 B**	**50.0**	**ug/L**	**SW846 6020**	**08/27-09/04/08**	**KVT8A1C3**
		Dilution Factor: 1				
		Analysis Time..: 12:33		Analyst ID.....: 001637	Instrument ID..: I8	
Lead	**0.020 B**	**1.0**	**ug/L**	**SW846 6020**	**08/27-09/04/08**	**KVT8A1C4**
		Dilution Factor: 1				
		Analysis Time..: 12:33		Analyst ID.....: 001637	Instrument ID..: I8	
Magnesium	**65.0 B**	**1000**	**ug/L**	**SW846 6020**	**08/27-09/04/08**	**KVT8A1FE**
		Dilution Factor: 1				
		Analysis Time..: 12:33		Analyst ID.....: 001637	Instrument ID..: I8	
Manganese	**0.35 B**	**1.0**	**ug/L**	**SW846 6020**	**08/27-09/04/08**	**KVT8A1C5**
		Dilution Factor: 1				
		Analysis Time..: 12:33		Analyst ID.....: 001637	Instrument ID..: I8	
Molybdenum	ND	2.0	ug/L	SW846 6020	08/27-09/04/08	KVT8A1C6
		Dilution Factor: 1				
		Analysis Time..: 12:33		Analyst ID.....: 001637	Instrument ID..: I8	

(Continued on next page)

METHOD BLANK REPORT

TOTAL Metals

Client Lot #...: 8H22130 **Matrix.....:** WATER

PARAMETER	RESULT	REPORTING LIMIT	UNITS	METHOD	PREPARATION-ANALYSIS DATE	WORK ORDER #
Nickel	ND	2.0	ug/L	SW846 6020	08/27-09/04/08	KVT8A1C7
		Dilution Factor: 1				
		Analysis Time..: 12:33		Analyst ID.....: 001637	Instrument ID..: I8	
Silver	ND	1.0	ug/L	SW846 6020	08/27-09/04/08	KVT8A1C9
		Dilution Factor: 1				
		Analysis Time..: 12:33		Analyst ID.....: 001637	Instrument ID..: I8	
Vanadium	ND	20.0	ug/L	SW846 6020	08/27-09/04/08	KVT8A1DC
		Dilution Factor: 1				
		Analysis Time..: 12:33		Analyst ID.....: 001637	Instrument ID..: I8	
Zinc	**4.1 B**	**20.0**	**ug/L**	**SW846 6020**	**08/27-09/04/08**	**KVT8A1DD**
		Dilution Factor: 1				
		Analysis Time..: 12:33		Analyst ID.....: 001637	Instrument ID..: I8	
Mercury	**0.12 B**	**0.20**	**ug/L**	**SW846 7470A**	**08/27/08**	**KVT8A1DF**
		Dilution Factor: 1				
		Analysis Time..: 16:21		Analyst ID.....: 002260	Instrument ID..: H1	

MB Lot-Sample #: A8H280000-017 **Prep Batch #...:** 8241017

SI-082608
SS-0826
6-0826

Antimony	ND	2.0	ug/L	SW846 6020	08/28-08/30/08	KVXCD1C6
		Dilution Factor: 1				
		Analysis Time..: 04:37		Analyst ID.....: 002260	Instrument ID..: I8	
Arsenic	ND	5.0	ug/L	SW846 6020	08/28-08/30/08	KVXCD1C7
		Dilution Factor: 1				
		Analysis Time..: 04:37		Analyst ID.....: 002260	Instrument ID..: I8	
Barium	**1.2**	**1.0**	**ug/L**	**SW846 6020**	**08/28-08/30/08**	**KVXCD1C8**
		Dilution Factor: 1				
		Analysis Time..: 04:37		Analyst ID.....: 002260	Instrument ID..: I8	
Beryllium	ND	1.0	ug/L	SW846 6020	08/28-09/02/08	KVXCD1C9
		Dilution Factor: 1				
		Analysis Time..: 22:02		Analyst ID.....: 001637	Instrument ID..: I8	
Cadmium	ND	1.0	ug/L	SW846 6020	08/28-08/30/08	KVXCD1DA
		Dilution Factor: 1				
		Analysis Time..: 04:37		Analyst ID.....: 002260	Instrument ID..: I8	
Calcium	**520 B**	**1000**	**ug/L**	**SW846 6020**	**08/28-08/30/08**	**KVXCD1DR**
		Dilution Factor: 1				
		Analysis Time..: 04:37		Analyst ID.....: 002260	Instrument ID..: I8	

(Continued on next page)

METHOD BLANK REPORT

TOTAL Metals

Client Lot #...: 8H22130 Matrix.....: WATER

PARAMETER	RESULT	REPORTING LIMIT	UNITS	METHOD	PREPARATION-ANALYSIS DATE	WORK ORDER #
Chromium	**0.49 B**	**2.0**	**ug/L**	**SW846 6020**	**08/28-08/30/08**	**KVXCD1DQ**
		Dilution Factor: 1				
		Analysis Time..: 04:37		Analyst ID.....: 002260	Instrument ID..: I8	
Cobalt	ND	1.0	ug/L	SW846 6020	08/28-08/30/08	KVXCD1DC
		Dilution Factor: 1				
		Analysis Time..: 04:37		Analyst ID.....: 002260	Instrument ID..: I8	
Copper	**0.55 B**	**2.0**	**ug/L**	**SW846 6020**	**08/28-08/30/08**	**KVXCD1DD**
		Dilution Factor: 1				
		Analysis Time..: 04:37		Analyst ID.....: 002260	Instrument ID..: I8	
Iron	**21.0 B**	**50.0**	**ug/L**	**SW846 6020**	**08/28-08/30/08**	**KVXCD1DE**
		Dilution Factor: 1				
		Analysis Time..: 04:37		Analyst ID.....: 002260	Instrument ID..: I8	
Lead	**0.097 B**	**1.0**	**ug/L**	**SW846 6020**	**08/28-08/30/08**	**KVXCD1DF**
		Dilution Factor: 1				
		Analysis Time..: 04:37		Analyst ID.....: 002260	Instrument ID..: I8	
Magnesium	**84.0 B**	**1000**	**ug/L**	**SW846 6020**	**08/28-09/02/08**	**KVXCD1DT**
		Dilution Factor: 1				
		Analysis Time..: 22:02		Analyst ID.....: 001637	Instrument ID..: I8	
Manganese	**0.60 B**	**1.0**	**ug/L**	**SW846 6020**	**08/28-09/03/08**	**KVXCD1DG**
		Dilution Factor: 1				
		Analysis Time..: 11:11		Analyst ID.....: 002260	Instrument ID..: I8	
Molybdenum	ND	2.0	ug/L	SW846 6020	08/28-08/30/08	KVXCD1DH
		Dilution Factor: 1				
		Analysis Time..: 04:37		Analyst ID.....: 002260	Instrument ID..: I8	
Nickel	**0.18 B**	**2.0**	**ug/L**	**SW846 6020**	**08/28-08/30/08**	**KVXCD1DJ**
		Dilution Factor: 1				
		Analysis Time..: 04:37		Analyst ID.....: 002260	Instrument ID..: I8	
Selenium	ND	5.0	ug/L	SW846 6020	08/28-08/30/08	KVXCD1DK
		Dilution Factor: 1				
		Analysis Time..: 04:37		Analyst ID.....: 002260	Instrument ID..: I8	
Silver	ND	1.0	ug/L	SW846 6020	08/28-08/30/08	KVXCD1DL
		Dilution Factor: 1				
		Analysis Time..: 04:37		Analyst ID.....: 002260	Instrument ID..: I8	
Thallium	**0.15 B**	**1.0**	**ug/L**	**SW846 6020**	**08/28-08/30/08**	**KVXCD1DM**
		Dilution Factor: 1				
		Analysis Time..: 04:37		Analyst ID.....: 002260	Instrument ID..: I8	

(Continued on next page)

METHOD BLANK REPORT

TOTAL Metals

Client Lot #...: 8H22130 **Matrix.....:** WATER

PARAMETER	RESULT	REPORTING LIMIT	UNITS	METHOD	PREPARATION-ANALYSIS DATE	WORK ORDER #
Vanadium	ND	20.0	ug/L	SW846 6020	08/28-08/30/08	KVXCD1DN
		Dilution Factor: 1				
		Analysis Time..: 04:37		Analyst ID.....: 002260	Instrument ID..: I8	
Zinc	**6.5 B**	**20.0**	**ug/L**	**SW846 6020**	**08/28-08/30/08**	**KVXCD1DP**
		Dilution Factor: 1				
		Analysis Time..: 04:37		Analyst ID.....: 002260	Instrument ID..: I8	
Mercury	ND	0.20	ug/L	SW846 7470A	08/28-08/29/08	KVXCD1C4
		Dilution Factor: 1				
		Analysis Time..: 12:09		Analyst ID.....: 001576	Instrument ID..: H4	

MB Lot-Sample #: A8I080000-014 **Prep Batch #...** 8252014

Selenium	ND	5.0	ug/L	SW846 6020	09/08/08	KWFFA1AA
		Dilution Factor: 1				
		Analysis Time..: 21:37		Analyst ID.....: 001637	Instrument ID..: I8	
Thallium	ND	1.0	ug/L	SW846 6020	09/08/08	KWFFA1AC
		Dilution Factor: 1				
		Analysis Time..: 21:37		Analyst ID.....: 001637	Instrument ID..: I8	
Calcium	**388 B**	**1000**	**ug/L**	**SW846 6020**	**09/08/08**	**KWFFA1AD**
		Dilution Factor: 1				
		Analysis Time..: 21:37		Analyst ID.....: 001637	Instrument ID..: I8	

NOTE(S):

Calculations are performed before rounding to avoid round-off errors in calculated results.

B Estimated result. Result is less than RL.

METHOD BLANK REPORT

DISSOLVED Metals - same as total

Client Lot #...: 8H22130 **Matrix.....:** WATER

PARAMETER	RESULT	REPORTING LIMIT	UNITS	METHOD	PREPARATION-ANALYSIS DATE	WORK ORDER #
MB Lot-Sample #: A8H250000-015 **Prep Batch #...:** 8238015						
Antimony	ND	2.0	ug/L	SW846 6020	08/25-09/03/08	KVPG41CM
		Dilution Factor: 1				
		Analysis Time..: 16:49		Analyst ID.....: 002260	Instrument ID..: I8	
Arsenic	ND	5.0	ug/L	SW846 6020	08/25-09/03/08	KVPG41CN
		Dilution Factor: 1				
		Analysis Time..: 16:49		Analyst ID.....: 002260	Instrument ID..: I8	
Barium	**1.2**	**1.0**	**ug/L**	**SW846 6020**	**08/25-09/03/08**	**KVPG41CP**
		Dilution Factor: 1				
		Analysis Time..: 16:49		Analyst ID.....: 002260	Instrument ID..: I8	
Beryllium	ND	1.0	ug/L	SW846 6020	08/25-09/03/08	KVPG41CQ
		Dilution Factor: 1				
		Analysis Time..: 16:49		Analyst ID.....: 002260	Instrument ID..: I8	
Cadmium	ND	1.0	ug/L	SW846 6020	08/25-09/03/08	KVPG41CR
		Dilution Factor: 1				
		Analysis Time..: 16:49		Analyst ID.....: 002260	Instrument ID..: I8	
Calcium	**348 B**	**1000**	**ug/L**	**SW846 6020**	**08/25-09/03/08**	**KVPG41C8**
		Dilution Factor: 1				
		Analysis Time..: 16:49		Analyst ID.....: 002260	Instrument ID..: I8	
Chromium	**0.16 B**	**2.0**	**ug/L**	**SW846 6020**	**08/25-09/03/08**	**KVPG41C7**
		Dilution Factor: 1				
		Analysis Time..: 16:49		Analyst ID.....: 002260	Instrument ID..: I8	
Cobalt	**0.0060 B**	**1.0**	**ug/L**	**SW846 6020**	**08/25-09/03/08**	**KVPG41CT**
		Dilution Factor: 1				
		Analysis Time..: 16:49		Analyst ID.....: 002260	Instrument ID..: I8	
Copper	**0.49 B**	**2.0**	**ug/L**	**SW846 6020**	**08/25-09/03/08**	**KVPG41CU**
		Dilution Factor: 1				
		Analysis Time..: 16:49		Analyst ID.....: 002260	Instrument ID..: I8	
Iron	**31.6 B**	**50.0**	**ug/L**	**SW846 6020**	**08/25-09/03/08**	**KVPG41CV**
		Dilution Factor: 1				
		Analysis Time..: 16:49		Analyst ID.....: 002260	Instrument ID..: I8	
Lead	**0.068 B**	**1.0**	**ug/L**	**SW846 6020**	**08/25-09/03/08**	**KVPG41CW**
		Dilution Factor: 1				
		Analysis Time..: 16:49		Analyst ID.....: 002260	Instrument ID..: I8	

(Continued on next page)

METHOD BLANK REPORT

DISSOLVED Metals

Client Lot #...: 8H22130 **Matrix.....:** WATER

PARAMETER	RESULT	REPORTING LIMIT	UNITS	METHOD	PREPARATION-ANALYSIS DATE	WORK ORDER #
Manganese	**0.70 B**	**1.0**	**ug/L**	**SW846 6020**	**08/25-09/03/08**	**KVPG41CX**
		Dilution Factor: 1				
		Analysis Time..: 16:49		Analyst ID.....: 002260	Instrument ID..: I8	
Molybdenum	ND	2.0	ug/L	SW846 6020	08/25-09/03/08	KVPG41C0
		Dilution Factor: 1				
		Analysis Time..: 16:49		Analyst ID.....: 002260	Instrument ID..: I8	
Nickel	**0.16 B**	**2.0**	**ug/L**	**SW846 6020**	**08/25-09/03/08**	**KVPG41C1**
		Dilution Factor: 1				
		Analysis Time..: 16:49		Analyst ID.....: 002260	Instrument ID..: I8	
Selenium	ND	5.0	ug/L	SW846 6020	08/25-09/03/08	KVPG41C2
		Dilution Factor: 1				
		Analysis Time..: 16:49		Analyst ID.....: 002260	Instrument ID..: I8	
Silver	ND	1.0	ug/L	SW846 6020	08/25-09/03/08	KVPG41C3
		Dilution Factor: 1				
		Analysis Time..: 16:49		Analyst ID.....: 002260	Instrument ID..: I8	
Thallium	ND	1.0	ug/L	SW846 6020	08/25-09/04/08	KVPG41C4
		Dilution Factor: 1				
		Analysis Time..: 10:20		Analyst ID.....: 001637	Instrument ID..: I8	
Vanadium	ND	20.0	ug/L	SW846 6020	08/25-09/03/08	KVPG41C5
		Dilution Factor: 1				
		Analysis Time..: 16:49		Analyst ID.....: 002260	Instrument ID..: I8	
Zinc	**4.6 B**	**20.0**	**ug/L**	**SW846 6020**	**08/25-09/03/08**	**KVPG41C6**
		Dilution Factor: 1				
		Analysis Time..: 16:49		Analyst ID.....: 002260	Instrument ID..: I8	
Magnesium	**93.0 B**	**1000**	**ug/L**	**SW846 6020**	**08/25-09/03/08**	**KVPG41D0**
		Dilution Factor: 1				
		Analysis Time..: 16:49		Analyst ID.....: 002260	Instrument ID..: I8	
Mercury	ND	0.20	ug/L	SW846 7470A	08/25-08/27/08	KVPG41C9
		Dilution Factor: 1				
		Analysis Time..: 09:40		Analyst ID.....: 002260	Instrument ID..: H1	

MB Lot-Sample #: A8H270000-011 **Prep Batch #...:** 8240011

Antimony	ND	2.0	ug/L	SW846 6020	08/27-09/04/08	KVT8A1D2
		Dilution Factor: 1				
		Analysis Time..: 12:33		Analyst ID.....: 001637	Instrument ID..: I8	

(Continued on next page)

METHOD BLANK REPORT

DISSOLVED Metals

Client Lot #...: 8H22130 **Matrix.....:** WATER

PARAMETER	RESULT	REPORTING LIMIT	UNITS	METHOD	PREPARATION-ANALYSIS DATE	WORK ORDER #
Arsenic	ND	5.0	ug/L	SW846 6020	08/27-09/04/08	KVT8A1D3
		Dilution Factor: 1				
		Analysis Time..: 12:33		Analyst ID.....: 001637	Instrument ID..: I8	
Barium	**0.82 B**	**1.0**	**ug/L**	**SW846 6020**	**08/27-09/04/08**	**KVT8A1D4**
		Dilution Factor: 1				
		Analysis Time..: 12:33		Analyst ID.....: 001637	Instrument ID..: I8	
Beryllium	ND	1.0	ug/L	SW846 6020	08/27-09/04/08	KVT8A1D5
		Dilution Factor: 1				
		Analysis Time..: 12:33		Analyst ID.....: 001637	Instrument ID..: I8	
Cadmium	ND	1.0	ug/L	SW846 6020	08/27-09/04/08	KVT8A1D6
		Dilution Factor: 1				
		Analysis Time..: 12:33		Analyst ID.....: 001637	Instrument ID..: I8	
Chromium	**0.12 B**	**2.0**	**ug/L**	**SW846 6020**	**08/27-09/04/08**	**KVT8A1EL**
		Dilution Factor: 1				
		Analysis Time..: 12:33		Analyst ID.....: 001637	Instrument ID..: I8	
Cobalt	ND	1.0	ug/L	SW846 6020	08/27-09/04/08	KVT8A1D7
		Dilution Factor: 1				
		Analysis Time..: 12:33		Analyst ID.....: 001637	Instrument ID..: I8	
Copper	**0.49 B**	**2.0**	**ug/L**	**SW846 6020**	**08/27-09/04/08**	**KVT8A1D8**
		Dilution Factor: 1				
		Analysis Time..: 12:33		Analyst ID.....: 001637	Instrument ID..: I8	
Iron	**9.6 B**	**50.0**	**ug/L**	**SW846 6020**	**08/27-09/04/08**	**KVT8A1D9**
		Dilution Factor: 1				
		Analysis Time..: 12:33		Analyst ID.....: 001637	Instrument ID..: I8	
Lead	**0.020 B**	**1.0**	**ug/L**	**SW846 6020**	**08/27-09/04/08**	**KVT8A1EA**
		Dilution Factor: 1				
		Analysis Time..: 12:33		Analyst ID.....: 001637	Instrument ID..: I8	
Magnesium	**65.0 B**	**1000**	**ug/L**	**SW846 6020**	**08/27-09/04/08**	**KVT8A1FC**
		Dilution Factor: 1				
		Analysis Time..: 12:33		Analyst ID.....: 001637	Instrument ID..: I8	
Manganese	**0.35 B**	**1.0**	**ug/L**	**SW846 6020**	**08/27-09/04/08**	**KVT8A1EC**
		Dilution Factor: 1				
		Analysis Time..: 12:33		Analyst ID.....: 001637	Instrument ID..: I8	
Molybdenum	ND	2.0	ug/L	SW846 6020	08/27-09/04/08	KVT8A1ED
		Dilution Factor: 1				
		Analysis Time..: 12:33		Analyst ID.....: 001637	Instrument ID..: I8	

(Continued on next page)

METHOD BLANK REPORT

DISSOLVED Metals

Client Lot #...: 8H22130 **Matrix.....:** WATER

PARAMETER	RESULT	REPORTING LIMIT	UNITS	METHOD	PREPARATION-ANALYSIS DATE	WORK ORDER #
Nickel	ND	2.0	ug/L	SW846 6020	08/27-09/04/08	KVT8A1EE
		Dilution Factor: 1				
		Analysis Time..: 12:33		Analyst ID.....: 001637	Instrument ID..: I8	
Silver	ND	1.0	ug/L	SW846 6020	08/27-09/04/08	KVT8A1EG
		Dilution Factor: 1				
		Analysis Time..: 12:33		Analyst ID.....: 001637	Instrument ID..: I8	
Vanadium	ND	20.0	ug/L	SW846 6020	08/27-09/04/08	KVT8A1EJ
		Dilution Factor: 1				
		Analysis Time..: 12:33		Analyst ID.....: 001637	Instrument ID..: I8	
Zinc	**4.1 B**	**20.0**	**ug/L**	**SW846 6020**	**08/27-09/04/08**	**KVT8A1EK**
		Dilution Factor: 1				
		Analysis Time..: 12:33		Analyst ID.....: 001637	Instrument ID..: I8	
Mercury	**0.12 B**	**0.20**	**ug/L**	**SW846 7470A**	**08/27/08**	**KVT8A1EM**
		Dilution Factor: 1				
		Analysis Time..: 16:21		Analyst ID.....: 002260	Instrument ID..: H1	

MB Lot-Sample #: A8H280000-017 **Prep Batch #...:** 8241017

Antimony	ND	2.0	ug/L	SW846 6020	08/28-08/30/08	KVXCD1DU
		Dilution Factor: 1				
		Analysis Time..: 04:37		Analyst ID.....: 002260	Instrument ID..: I8	
Arsenic	ND	5.0	ug/L	SW846 6020	08/28-08/30/08	KVXCD1DV
		Dilution Factor: 1				
		Analysis Time..: 04:37		Analyst ID.....: 002260	Instrument ID..: I8	
Barium	**1.2**	**1.0**	**ug/L**	**SW846 6020**	**08/28-08/30/08**	**KVXCD1DW**
		Dilution Factor: 1				
		Analysis Time..: 04:37		Analyst ID.....: 002260	Instrument ID..: I8	
Beryllium	ND	1.0	ug/L	SW846 6020	08/28-09/02/08	KVXCD1DX
		Dilution Factor: 1				
		Analysis Time..: 22:02		Analyst ID.....: 001637	Instrument ID..: I8	
Cadmium	**0.0080 B**	**1.0**	**ug/L**	**SW846 6020**	**08/28-08/30/08**	**KVXCD1D0**
		Dilution Factor: 1				
		Analysis Time..: 04:37		Analyst ID.....: 002260	Instrument ID..: I8	
Calcium	**520 B**	**1000**	**ug/L**	**SW846 6020**	**08/28-08/30/08**	**KVXCD1EF**
		Dilution Factor: 1				
		Analysis Time..: 04:37		Analyst ID.....: 002260	Instrument ID..: I8	

(Continued on next page)

METHOD BLANK REPORT

DISSOLVED Metals

Client Lot #...: 8H22130 **Matrix.....:** WATER

PARAMETER	RESULT	REPORTING LIMIT	UNITS	METHOD	PREPARATION-ANALYSIS DATE	WORK ORDER #
Chromium	**0.49 B**	**2.0**	**ug/L**	**SW846 6020**	**08/28-08/30/08**	**KVXCD1EE**
		Dilution Factor: 1				
		Analysis Time..: 04:37		Analyst ID.....: 002260	Instrument ID..: I8	
Cobalt	ND	1.0	ug/L	SW846 6020	08/28-08/30/08	KVXCD1D1
		Dilution Factor: 1				
		Analysis Time..: 04:37		Analyst ID.....: 002260	Instrument ID..: I8	
Copper	**0.55 B**	**2.0**	**ug/L**	**SW846 6020**	**08/28-08/30/08**	**KVXCD1D2**
		Dilution Factor: 1				
		Analysis Time..: 04:37		Analyst ID.....: 002260	Instrument ID..: I8	
Iron	**21.0 B**	**50.0**	**ug/L**	**SW846 6020**	**08/28-08/30/08**	**KVXCD1D3**
		Dilution Factor: 1				
		Analysis Time..: 04:37		Analyst ID.....: 002260	Instrument ID..: I8	
Lead	**0.097 B**	**1.0**	**ug/L**	**SW846 6020**	**08/28-08/30/08**	**KVXCD1D4**
		Dilution Factor: 1				
		Analysis Time..: 04:37		Analyst ID.....: 002260	Instrument ID..: I8	
Magnesium	**84.0 B**	**1000**	**ug/L**	**SW846 6020**	**08/28-09/02/08**	**KVXCD1EG**
		Dilution Factor: 1				
		Analysis Time..: 22:02		Analyst ID.....: 001637	Instrument ID..: I8	
Manganese	**0.60 B**	**1.0**	**ug/L**	**SW846 6020**	**08/28-09/03/08**	**KVXCD1D5**
		Dilution Factor: 1				
		Analysis Time..: 11:11		Analyst ID.....: 002260	Instrument ID..: I8	
Molybdenum	ND	2.0	ug/L	SW846 6020	08/28-08/30/08	KVXCD1D6
		Dilution Factor: 1				
		Analysis Time..: 04:37		Analyst ID.....: 002260	Instrument ID..: I8	
Nickel	**0.18 B**	**2.0**	**ug/L**	**SW846 6020**	**08/28-08/30/08**	**KVXCD1D7**
		Dilution Factor: 1				
		Analysis Time..: 04:37		Analyst ID.....: 002260	Instrument ID..: I8	
Selenium	ND	5.0	ug/L	SW846 6020	08/28-08/30/08	KVXCD1D8
		Dilution Factor: 1				
		Analysis Time..: 04:37		Analyst ID.....: 002260	Instrument ID..: I8	
Silver	ND	1.0	ug/L	SW846 6020	08/28-08/30/08	KVXCD1D9
		Dilution Factor: 1				
		Analysis Time..: 04:37		Analyst ID.....: 002260	Instrument ID..: I8	
Thallium	**0.15 B**	**1.0**	**ug/L**	**SW846 6020**	**08/28-08/30/08**	**KVXCD1EA**
		Dilution Factor: 1				
		Analysis Time..: 04:37		Analyst ID.....: 002260	Instrument ID..: I8	

(Continued on next page)

METHOD BLANK REPORT

DISSOLVED Metals

Client Lot #...: 8H22130 **Matrix.....:** WATER

PARAMETER	RESULT	REPORTING LIMIT	UNITS	METHOD	PREPARATION-ANALYSIS DATE	WORK ORDER #
Vanadium	ND	20.0	ug/L	SW846 6020	08/28-08/30/08	KVXCD1EC
		Dilution Factor: 1				
		Analysis Time..: 04:37		Analyst ID.....: 002260	Instrument ID..: I8	
Zinc	**6.5 B**	**20.0**	**ug/L**	**SW846 6020**	**08/28-08/30/08**	**KVXCD1ED**
		Dilution Factor: 1				
		Analysis Time..: 04:37		Analyst ID.....: 002260	Instrument ID..: I8	
Mercury	ND	0.20	ug/L	SW846 7470A	08/28-08/29/08	KVXCD1C5
		Dilution Factor: 1				
		Analysis Time..: 12:09		Analyst ID.....: 001576	Instrument ID..: H4	

MB Lot-Sample #: A8I080000-014 **Prep Batch #...:** 8252014

Selenium	ND	5.0	ug/L	SW846 6020	09/08/08	KWFFA1AH
		Dilution Factor: 1				
		Analysis Time..: 21:37		Analyst ID.....: 001637	Instrument ID..: I8	
Thallium	ND	1.0	ug/L	SW846 6020	09/08/08	KWFFA1AJ
		Dilution Factor: 1				
		Analysis Time..: 21:37		Analyst ID.....: 001637	Instrument ID..: I8	
Calcium	**388 B**	**1000**	**ug/L**	**SW846 6020**	**09/08/08**	**KWFFA1AK**
		Dilution Factor: 1				
		Analysis Time..: 21:37		Analyst ID.....: 001637	Instrument ID..: I8	

NOTE(S):

Calculations are performed before rounding to avoid round-off errors in calculated results.

B Estimated result. Result is less than RL.

8G18185

Aqueous

Affected Analyte	Sample	Reported Result	Qualifier	Interferent	Interferent level in ICS	Conc. ICS	Interferent Level	Est. Interference	Validation Action	Validation Action
Ba	14I-0825	16		Ca	51300	0.74	183000	2.64	XK	na
Be		0.012	u		51300	-0.024	183000	-0.09	na	XUL
Cd		0.0061	u		51300	-0.76	183000	-2.71	na	XUL
Cr		1.3			51300	0.56	183000	2.00	XK	na
Co		13.4			51300	0.029	183000	0.10	na	na
Cu		0.15			51300	0.12	183000	0.43	XBL	na
Pb		0.064			51300	0.061	183000	0.22	XBL	na
Mn		2120			51300	0.97	183000	3.46	na	na
Mo		0.12	u		51300	1030	183000	3674.27	na	na
Ni		7.1			51300	0.45	183000	1.61	XK	na
Ag		0.0026	u		51300	0.022	183000	0.08	na	na
Zn		2.6			51300	0.7	183000	2.50	XBL	na
Ba	14I-0825	16		Fe	50300	0.74	73500	1.08	na	na
Be		0.012	u		51300	-0.024	73500	-0.03	na	XUL
Cd		0.0061	u		51300	-0.76	73500	-1.09	na	XUL
Cr		1.3			51300	0.56	73500	0.80	XK	na
Co		13.4			51300	0.029	73500	0.04	na	na
Cu		0.15			51300	0.12	73500	0.17	XBL	na
Pb		0.064			51300	0.061	73500	0.09	XBL	na
Mn		2120			51300	0.97	73500	1.39	na	na
Mo		0.12	u		51300	1030	73500	1475.73	na	na
Ni		7.1			51300	0.45	73500	0.64	na	na
Ag		0.0026	u		51300	0.022	73500	0.03	na	na
Zn		2.6			51300	0.7	73500	1.00	XBL	na
Ba	14I-0825	16		Mg	51600	0.74	29800	0.43	na	na
Be		0.012	u		51600	-0.024	29800	-0.01	na	XUL
Cd		0.0061	u		51600	-0.76	29800	-0.44	na	XUL
Cr		1.3			51600	0.56	29800	0.32	XK	na
Co		13.4			51600	0.029	29800	0.02	na	na
Cu		0.15			51600	0.12	29800	0.07	XBL	na
Pb		0.064			51600	0.061	29800	0.04	XBL	na
Mn		2120			51600	0.97	29800	0.56	na	na
Mo		0.12	u		51600	1030	29800	594.84	na	na
Ni		7.1			51600	0.45	29800	0.26	na	na
Ag		0.0026	u		51600	0.022	29800	0.01	na	na
Zn		2.6			51600	0.7	29800	0.40	XBL	na

Sb	16I-0821	0.9		Fe	50400	0.1	14900	0.03	na	na
Ba		39.4			50400	0.68	14900	0.20	na	na
Cd		0.11			50400	-0.89	14900	-0.26	XBL	na
Cr		1.6			50400	0.63	14900	0.19	XK	na
Co		8.7			50400	0.034	14900	0.01	na	na
Cu		1.3			50400	0.17	14900	0.05	na	na
Pb		3.2			50400	0.056	14900	0.02	na	na
Mn		163			50400	0.96	14900	0.28	na	na
Ni		11.5			50400	0.5	14900	0.15	na	na
Ag		0.038			50400	0.032	14900	0.01	XBL	na
Zn		20			50400	0.9	14900	0.27	na	na

Sb	16S-0821	0.035	U	Ca	51600	0.1	50000	0.10	X	na
Ba		41.7			51600	0.68	50000	0.66	na	na
Cd		0.015			51600	-0.89	50000	-0.86	XBL	na
Cr		16.3			51600	0.63	50000	0.61	na	na
Co		33.5			51600	0.034	50000	0.03	na	na
Cu		0.097			51600	0.17	50000	0.16	XBL	na
Pb		0.091			51600	0.056	50000	0.05	XBL	na
Mn		2740			51600	0.96	50000	0.93	na	na
Ni		35.4			51600	0.5	50000	0.48	na	na
Ag		0.0026	u		51600	0.032	50000	0.03	na	na
Zn		243			51600	0.9	50000	0.87	na	na

Sb	16S-0821	0.035	U	Mg	51700	0.1	50700	0.10	X	na
Ba		41.7			51700	0.68	50700	0.67	na	na
Cd		0.015			51700	-0.89	50700	-0.87	XBL	na
Cr		16.3			51700	0.63	50700	0.62	na	na
Co		33.5			51700	0.034	50700	0.03	na	na
Cu		0.097			51700	0.17	50700	0.17	XBL	na
Pb		0.091			51700	0.056	50700	0.05	XBL	na
Mn		2740			51700	0.96	50700	0.94	na	na
Ni		35.4			51700	0.5	50700	0.49	na	na
Ag		0.0026	u		51700	0.032	50700	0.03	na	na
Zn		243			51700	0.9	50700	0.88	na	na

Sb	16S-0821	0.035	U	Fe	50400	0.1	43800	0.09	X	na
Ba		41.7			50400	0.68	43800	0.59	na	na
Cd		0.015			50400	-0.89	43800	-0.77	XBL	na
Cr		16.3			50400	0.63	43800	0.55	na	na
Co		33.5			50400	0.034	43800	0.03	na	na
Cu		0.097			50400	0.17	43800	0.15	XBL	na
Pb		0.091			50400	0.056	43800	0.05	XBL	na
Mn		2740			50400	0.96	43800	0.83	na	na
Ni		35.4			50400	0.5	43800	0.43	na	na

Ag		0.0026	u		50400	0.032	43800	0.03	na	na
Zn		243			50400	0.9	43800	0.78	na	na

Ba	4D-0825	20.6		Ca	51300	0.74	62700	0.90	na	na
Be		3.8			51300	-0.024	62700	-0.03	na	na
Cd		21.8			51300	-0.76	62700	-0.93	na	na
Cr		5.1			51300	0.56	62700	0.68	XK	na
Co		143			51300	0.029	62700	0.04	na	na
Cu		59.1			51300	0.12	62700	0.15	na	na
Pb		2			51300	0.061	62700	0.07	na	na
Mn		5210			51300	0.97	62700	1.19	na	na
Mo		0.12	u		51300	1030	62700	1258.89	na	na
Ni		104			51300	0.45	62700	0.55	na	na
Ag		0.005			51300	0.022	62700	0.03	XBC	na
Zn		333			51300	0.7	62700	0.86	na	na

Ba	4D-0825	20.6		Mg	51600	0.74	55900	0.80	na	na
Be		3.8			51600	-0.024	55900	-0.03	na	na
Cd		21.8			51600	-0.76	55900	-0.82	na	na
Cr		5.1			51600	0.56	55900	0.61	XK	na
Co		143			51600	0.029	55900	0.03	na	na
Cu		59.1			51600	0.12	55900	0.13	na	na
Pb		2			51600	0.061	55900	0.07	na	na
Mn		5210			51600	0.97	55900	1.05	na	na
Mo		0.12	u		51600	1030	55900	1115.83	na	na
Ni		104			51600	0.45	55900	0.49	na	na
Ag		0.005			51600	0.022	55900	0.02	XBC	na
Zn		333			51600	0.7	55900	0.76	na	na

Ba	4I-0825	21.5		Ca	51300	0.74	115000	1.66	na	na
Be		9.3			51300	-0.024	115000	-0.05	na	na
Cd		56.6			51300	-0.76	115000	-1.70	na	na
Cr		70.3			51300	0.56	115000	1.26	na	na
Co		140			51300	0.029	115000	0.07	na	na
Cu		142			51300	0.12	115000	0.27	na	na
Pb		13.5			51300	0.061	115000	0.14	na	na
Mn		6820			51300	0.97	115000	2.17	na	na
Mo		2.2			51300	1030	115000	2308.97	XK	na
Ni		113			51300	0.45	115000	1.01	na	na
Ag		0.35			51300	0.022	115000	0.05	XK	na
Zn		419			51300	0.7	115000	1.57	na	na

Ba	4I-0825	21.5		Fe	50300	0.74	10200	0.15	na	na
Be		9.3			50300	-0.024	10200	0.00	na	na

Cd		56.6			50300	-0.76	10200	-0.15	na	na
Cr		70.3			50300	0.56	10200	0.11	na	na
Co		140			50300	0.029	10200	0.01	na	na
Cu		142			50300	0.12	10200	0.02	na	na
Pb		13.5			50300	0.061	10200	0.01	na	na
Mn		6820			50300	0.97	10200	0.20	na	na
Mo		2.2			50300	1030	10200	208.87	XK	na
Ni		113			50300	0.45	10200	0.09	na	na
Ag		0.35			50300	0.022	10200	0.00	na	na
Zn		419			50300	0.7	10200	0.14	na	na

Ba	4I-0825	21.5		Mg	51600	0.74	72200	1.04	na	na
Be		9.3			51600	-0.024	72200	-0.03	na	na
Cd		56.6			51600	-0.76	72200	-1.06	na	na
Cr		70.3			51600	0.56	72200	0.78	na	na
Co		140			51600	0.029	72200	0.04	na	na
Cu		142			51600	0.12	72200	0.17	na	na
Pb		13.5			51600	0.061	72200	0.09	na	na
Mn		6820			51600	0.97	72200	1.36	na	na
Mo		2.2			51600	1030	72200	1441.20	XK	na
Ni		113			51600	0.45	72200	0.63	na	na
Ag		0.35			51600	0.022	72200	0.03	na	na
Zn		419			51600	0.7	72200	0.98	na	na

Ba	4S-0825	11.5		Ca	51300	0.74	85300	1.23	XK	na
Be		1.2			51300	-0.024	85300	-0.04	na	na
Cd		24.8			51300	-0.76	85300	-1.26	na	na
Cr		4.4			51300	0.56	85300	0.93	XK	na
Co		72.4			51300	0.029	85300	0.05	na	na
Cu		14.2			51300	0.12	85300	0.20	na	na
Pb		2.9			51300	0.061	85300	0.10	na	na
Mn		6160			51300	0.97	85300	1.61	na	na
Mo		0.12	u		51300	1030	85300	1712.65	na	na
Ni		33.4			51300	0.45	85300	0.75	na	na
Ag		0.0026	u		51300	0.022	85300	0.04	na	na
Zn		146			51300	0.7	85300	1.16	na	na

Ba	4S-0825	11.5		Fe	50300	0.74	40800	0.60	na	na
Be		1.2			51300	-0.024	40800	-0.02	na	na
Cd		24.8			51300	-0.76	40800	-0.60	na	na
Cr		4.4			51300	0.56	40800	0.45	XK	na
Co		72.4			51300	0.029	40800	0.02	na	na
Cu		14.2			51300	0.12	40800	0.10	na	na
Pb		2.9			51300	0.061	40800	0.05	na	na
Mn		6160			51300	0.97	40800	0.77	na	na

Mo		0.12	u		51300	1030	40800	819.18	na	na
Ni		33.4			51300	0.45	40800	0.36	na	na
Ag		0.0026	u		51300	0.022	40800	0.02	na	na
Zn		146			51300	0.7	40800	0.56	na	na

Ba	4S-0825	11.5		Mg	51600	0.74	64100	0.92	na	na
Be		1.2			51600	-0.024	64100	-0.03	na	na
Cd		24.8			51600	-0.76	64100	-0.94	na	na
Cr		4.4			51600	0.56	64100	0.70	X K	na
Co		72.4			51600	0.029	64100	0.04	na	na
Cu		14.2			51600	0.12	64100	0.15	na	na
Pb		2.9			51600	0.061	64100	0.08	na	na
Mn		6160			51600	0.97	64100	1.20	na	na
Mo		0.12	u		51600	1030	64100	1279.52	na	na
Ni		33.4			51600	0.45	64100	0.56	na	na
Ag		0.0026	u		51600	0.022	64100	0.03	na	na
Zn		146			51600	0.7	64100	0.87	na	na

Sb	5I-0826	0.49		Ca	51800	0.078	76700	0.12	X K	na
Be		2.4			51800	-0.019	76700	-0.03	na	na
Ba		15.9			51800	0.69	76700	1.02	na	na
Cd		23.3			51800	-0.96	76700	-1.42	na	na
Cr		11.9			51800	0.55	76700	0.81	na	na
Co		74.5			51800	0.016	76700	0.02	na	na
Cu		214			51800	0.14	76700	0.21	na	na
Pb		19.6			51800	0.055	76700	0.08	na	na
Mo		0.82			51800	1020	76700	1510.31	X BL	na
Ni		65.2			51800	0.58	76700	0.86	na	na
Ag		0.0026	u		51800	0.015	76700	0.02	na	na
Zn		328			51800	2	76700	2.96	na	na

Sb	5I-0826	0.49		Mg	52000	0.078	43800	0.07	X K	na
Be		2.4			52000	-0.019	43800	-0.02	na	na
Ba		15.9			52000	0.69	43800	0.58	na	na
Cd		23.3			52000	-0.96	43800	-0.81	na	na
Cr		11.9			52000	0.55	43800	0.46	na	na
Co		74.5			52000	0.016	43800	0.01	na	na
Cu		214			52000	0.14	43800	0.12	na	na
Pb		19.6			52000	0.055	43800	0.05	na	na
Mo		0.82			52000	1020	43800	859.15	X BL	na
Ni		65.2			52000	0.58	43800	0.49	na	na
Ag		0.0026	u		52000	0.015	43800	0.01	na	na
Zn		328			52000	2	43800	1.68	na	na

Sb	5I-0826	0.49		Fe	50400	0.078	32600	0.05	XK	na
Be		2.4			50400	-0.019	32600	-0.01	na	na
Ba		15.9			50400	0.69	32600	0.45	na	na
Cd		23.3			50400	-0.96	32600	-0.62	na	na
Cr		11.9			50400	0.55	32600	0.36	na	na
Co		74.5			50400	0.016	32600	0.01	na	na
Cu		214			50400	0.14	32600	0.09	na	na
Pb		19.6			50400	0.055	32600	0.04	na	na
Mo		0.82			50400	1020	32600	659.76	XBL	na
Ni		65.2			50400	0.58	32600	0.38	na	na
Ag		0.0026	u		50400	0.015	32600	0.01	na	na
Zn		328			50400	2	32600	1.29	na	na

Sb	5S-0826	0.038		Ca	51800	0.078	77900	0.12	XK	na
Be		4.7			51800	-0.019	77900	-0.03	na	na
Ba		13.7			51800	0.69	77900	1.04	na	na
Cd		4			51800	-0.96	77900	-1.44	XL	na
Cr		158			51800	0.55	77900	0.83	na	na
Co		75.9			51800	0.016	77900	0.02	na	na
Cu		59.7			51800	0.14	77900	0.21	na	na
Pb		4.3			51800	0.055	77900	0.08	na	na
Mo		3.4			51800	1020	77900	1533.94	XK	na
Ni		64.4			51800	0.58	77900	0.87	na	na
Ag		0.0026	u		51800	0.015	77900	0.02	na	na
Zn		211			51800	2	77900	3.01	na	na

Sb	5S-0826	0.038		Mg	52000	0.078	53700	0.08	XK	na
Be		4.7			52000	-0.019	53700	-0.02	na	na
Ba		13.7			52000	0.69	53700	0.71	na	na
Cd		4			52000	-0.96	53700	-0.99	XL	na
Cr		158			52000	0.55	53700	0.57	na	na
Co		75.9			52000	0.016	53700	0.02	na	na
Cu		59.7			52000	0.14	53700	0.14	na	na
Pb		4.3			52000	0.055	53700	0.06	na	na
Mo		3.4			52000	1020	53700	1053.35	XK	na
Ni		64.4			52000	0.58	53700	0.60	na	na
Ag		0.0026	u		52000	0.015	53700	0.02	na	na
Zn		211			52000	2	53700	2.07	na	na

Sb	5S-0826	0.038		Fe	50400	0.078	25500	0.04	XK	na
Be		4.7			50400	-0.019	25500	-0.01	na	na
Ba		13.7			50400	0.69	25500	0.35	na	na
Cd		4			50400	-0.96	25500	-0.49	XL	na
Cr		158			50400	0.55	25500	0.28	na	na

Co		75.9			50400	0.016	25500	0.01	na	na
Cu		59.7			50400	0.14	25500	0.07	na	na
Pb		4.3			50400	0.055	25500	0.03	na	na
Mo		3.4			50400	1020	25500	516.07	X K	na
Ni		64.4			50400	0.58	25500	0.29	na	na
Ag		0.0026	u		50400	0.015	25500	0.01	na	na
Zn		211			50400	2	25500	1.01	na	na

Sb	6S-0821	0.9		Fe	50400	0.1	275000	0.55	X BL	na
Ba		52.9			50400	0.68	275000	3.71	na	na
Cd		0.061			50400	-0.89	275000	-4.86	X BL	na
Cr		1.1			50400	0.63	275000	3.44	X K	na
Co		6.4			50400	0.034	275000	0.19	na	na
Cu		0.45			50400	0.17	275000	0.93	X BL	na
Pb		0.28			50400	0.056	275000	0.31	X BL	na
Mn		2240			50400	0.96	275000	5.24	na	na
Ni		2.5			50400	0.5	275000	2.73	X K	na
Ag		0.025			50400	0.032	275000	0.17	X BL	na
Zn		4			50400	0.9	275000	4.91	X BL	na

Sb	9D-0822	0.035	u	Fe	50400	0.1	17000	0.03	na	na
Ba		41.9			50400	0.68	17000	0.23	na	na
Cd		0.1			50400	-0.89	17000	-0.30	X BL	na
Cr		1.8			50400	0.63	17000	0.21	X K	na
Co		390			50400	0.034	17000	0.01	na	na
Cu		6.6			50400	0.17	17000	0.06	na	na
Pb		2.8			50400	0.056	17000	0.02	na	na
Mn		3560			50400	0.96	17000	0.32	na	na
Ni		47			50400	0.5	17000	0.17	na	na
Ag		0.0026	u		50400	0.032	17000	0.01	na	na
Zn		75.6			50400	0.9	17000	0.30	na	na

Sb	9D-0822	0.035	u	Ca	51600	0.1	10100	0.02	na	na
Ba		41.9			51600	0.68	10100	0.13	na	na
Cd		0.1			51600	-0.89	10100	-0.17	X BL	na
Cr		1.8			51600	0.63	10100	0.12	na	na
Co		390			51600	0.034	10100	0.01	na	na
Cu		6.6			51600	0.17	10100	0.03	na	na
Pb		2.8			51600	0.056	10100	0.01	na	na
Mn		3560			51600	0.96	10100	0.19	na	na
Ni		47			51600	0.5	10100	0.10	na	na
Ag		0.0026	u		51600	0.032	10100	0.01	na	na
Zn		75.6			51600	0.9	10100	0.18	na	na

Sb	9I-0822	1.4		Fe	50400	0.1	13700	0.03	na	na
Ba		65.3			50400	0.68	13700	0.18	na	na
Cd		2.8			50400	-0.89	13700	-0.24	na	na
Cr		31.6			50400	0.63	13700	0.17	na	na
Co		247			50400	0.034	13700	0.01	na	na
Cu		41.8			50400	0.17	13700	0.05	na	na
Pb		30			50400	0.056	13700	0.02	na	na
Mn		3980			50400	0.96	13700	0.26	na	na
Ni		64.7			50400	0.5	13700	0.14	na	na
Ag		0.12			50400	0.032	13700	0.01	na	na
Zn		218			50400	0.9	13700	0.24	na	na

Sb	9I-0822	1.4		Ca	51600	0.1	45400	0.09	na	na
Ba		65.3			51600	0.68	45400	0.60	na	na
Cd		2.8			51600	-0.89	45400	-0.78	XL	na
Cr		31.6			51600	0.63	45400	0.55	na	na
Co		247			51600	0.034	45400	0.03	na	na
Cu		41.8			51600	0.17	45400	0.15	na	na
Pb		30			51600	0.056	45400	0.05	na	na
Mn		3980			51600	0.96	45400	0.84	na	na
Ni		64.7			51600	0.5	45400	0.44	na	na
Ag		0.12			51600	0.032	45400	0.03	XBL	na
Zn		218			51600	0.9	45400	0.79	na	na

Sb	9I-0822	1.4		Mg	51700	0.1	23600	0.05	na	na
Ba		65.3			51700	0.68	23600	0.31	na	na
Cd		2.8			51700	-0.89	23600	-0.41	XL	na
Cr		31.6			51700	0.63	23600	0.29	na	na
Co		247			51700	0.034	23600	0.02	na	na
Cu		41.8			51700	0.17	23600	0.08	na	na
Pb		30			51700	0.056	23600	0.03	na	na
Mn		3980			51700	0.96	23600	0.44	na	na
Ni		64.7			51700	0.5	23600	0.23	na	na
Ag		0.12			51700	0.032	23600	0.01	XBL	na
Zn		218			51700	0.9	23600	0.41	na	na

Sb	9S-0822	0.052		Fe	50400	0.1	35300	0.07	XBL	na
Ba		120			50400	0.68	35300	0.48	na	na
Cd		0.0061	u		50400	-0.89	35300	-0.62	na	XUL
Cr		1.5			50400	0.63	35300	0.44	XK	na
Co		0.37			50400	0.034	35300	0.02	na	na
Cu		0.46			50400	0.17	35300	0.12	XBL	na
Pb		0.11			50400	0.056	35300	0.04	XBL	na
Mn		4030			50400	0.96	35300	0.67	na	na

Ni		0.36			50400	0.5	35300	0.35	XBL	na
Ag		0.0026	u		50400	0.032	35300	0.02	na	na
Zn		3.9			50400	0.9	35300	0.63	XBL	na

Sb	9S-0822	0.052		Ca	51600	0.1	87400	0.17	XBL	na
Ba		120			51600	0.68	87400	1.15	na	na
Cd		0.0061	u		51600	-0.89	87400	-1.51	na	XJUL
Cr		1.5			51600	0.63	87400	1.07	XK	na
Co		0.37			51600	0.034	87400	0.06	XBL	na
Cu		0.46			51600	0.17	87400	0.29	XBL	na
Pb		0.11			51600	0.056	87400	0.09	XBL	na
Mn		4030			51600	0.96	87400	1.63	na	na
Ni		0.36			51600	0.5	87400	0.85	XBL	na
Ag		0.0026	u		51600	0.032	87400	0.05	na	na
Zn		3.9			51600	0.9	87400	1.52	XBL	na

Sb	9S-0822	0.052		Mg	51700	0.1	49200	0.10	XBL	na
Ba		120			51700	0.68	49200	0.65	na	na
Cd		0.0061	u		51700	-0.89	49200	-0.85	na	XJUL
Cr		1.5			51700	0.63	49200	0.60	XK	na
Co		0.37			51700	0.034	49200	0.03	na	na
Cu		0.46			51700	0.17	49200	0.16	XBL	na
Pb		0.11			51700	0.056	49200	0.05	XBL	na
Mn		4030			51700	0.96	49200	0.91	na	na
Ni		0.36			51700	0.5	49200	0.48	XBL	na
Ag		0.0026	u		51700	0.032	49200	0.03	na	na
Zn		3.9			51700	0.9	49200	0.86	XBL	na

Sb	MW-6-0826	0.035	u	Fe	50400	0.078	102000	0.16	na	na
Be		0.42			50400	-0.019	102000	-0.04	na	na
Ba		9.1			50400	0.69	102000	1.40	XK	na
Cd		0.6			50400	-0.96	102000	-1.94	XL	na
Cr		0.72			50400	0.55	102000	1.11	XBL	na
Co		56.4			50400	0.016	102000	0.03	na	na
Cu		1.2			50400	0.14	102000	0.28	XBL	na
Pb		0.74			50400	0.055	102000	0.11	XK	na
Mo		0.12	u		50400	1020	102000	2064.29	na	na
Ni		17.4			50400	0.58	102000	1.17	na	na
Ag		0.0026	u		50400	0.015	102000	0.03	na	na
Zn		62.6			50400	2	102000	4.05	na	na

8G18185

Aqueous

Affected Analyte	Sample	Reported Result	Qualifier	Interferent	Interferent level in ICS	Conc. ICS	Interferent Level	Est. Interference	Validation Action	Validation Action
Ba	14I-0825-F	14.5		Ca	51300	0.74	181000	2.61	X K	na
Be		0.012	u		51300	-0.024	181000	-0.08	na	X UL
Cd		0.0061	u		51300	-0.76	181000	-2.68	na	X UL
Cr		0.92			51300	0.56	181000	1.98	X K	na
Co		12.9			51300	0.029	181000	0.10	na	na
Cu		0.051	u		51300	0.12	181000	0.42	na	na
Pb		0.018	u		51300	0.061	181000	0.22	na	na
Mn		2020			51300	0.97	181000	3.42	na	na
Mo		0.12	u		51300	1030	181000	3634.11	na	na
Ni		6.5			51300	0.45	181000	1.59	X K	na
Ag		0.0026	u		51300	0.022	181000	0.08	na	na
Zn		1.9			51300	0.7	181000	2.47	X BC	na

Ba	14I-0825-F	14.5		Fe	50300	0.74	68600	1.01	na	na
Be		0.012	u		51300	-0.024	68600	-0.03	na	X UL
Cd		0.0061	u		51300	-0.76	68600	-1.02	na	X UL
Cr		0.92			51300	0.56	68600	0.75	X K	na
Co		12.9			51300	0.029	68600	0.04	na	na
Cu		0.051	u		51300	0.12	68600	0.16	na	na
Pb		0.018	u		51300	0.061	68600	0.08	na	na
Mn		2020			51300	0.97	68600	1.30	na	na
Mo		0.12	u		51300	1030	68600	1377.35	na	na
Ni		6.5			51300	0.45	68600	0.60	na	na
Ag		0.0026	u		51300	0.022	68600	0.03	na	na
Zn		1.9			51300	0.7	68600	0.94	X BC	na

Ba	14I-0825-F	14.5		Mg	51600	0.74	27700	0.40	na	na
Be		0.012	u		51600	-0.024	27700	-0.01	na	X UL
Cd		0.0061	u		51600	-0.76	27700	-0.41	na	X UL
Cr		0.92			51600	0.56	27700	0.30	X K	na
Co		12.9			51600	0.029	27700	0.02	na	na
Cu		0.051	u		51600	0.12	27700	0.06	na	na
Pb		0.018	u		51600	0.061	27700	0.03	na	na
Mn		2020			51600	0.97	27700	0.52	na	na
Mo		0.12	u		51600	1030	27700	552.93	na	na
Ni		6.5			51600	0.45	27700	0.24	na	na
Ag		0.0026	u		51600	0.022	27700	0.01	na	na
Zn		1.9			51600	0.7	27700	0.38	X BC	na

Sb	16I-0821-F	0.17		Fe	50400	0.1	12400	0.02	XBL	na
Ba		19.7			50400	0.68	12400	0.17	na	na
Cd		0.025			50400	-0.89	12400	-0.22	XBL	na
Cr		0.61			50400	0.63	12400	0.16	XBL	na
Co		7.8			50400	0.034	12400	0.01	na	na
Cu		0.52			50400	0.17	12400	0.04	na	na
Pb		0.77			50400	0.056	12400	0.01	na	na
Mn		149			50400	0.96	12400	0.24	na	na
Ni		10.2			50400	0.5	12400	0.12	na	na
Ag		0.0026	u		50400	0.032	12400	0.01	na	na
Zn		12.1			50400	0.9	12400	0.22	na	na

Sb	16S-0821-F	0.046		Ca	51600	0.1	46000	0.09	XBL	na
Ba		38			51600	0.68	46000	0.61	na	na
Cd		0.0061	u		51600	-0.89	46000	-0.79	na	XUL
Cr		2.7			51600	0.63	46000	0.56	XK	na
Co		29.4			51600	0.034	46000	0.03	na	na
Cu		0.053			51600	0.17	46000	0.15	XBL	na
Pb		0.036			51600	0.056	46000	0.05	XBL	na
Mn		2520			51600	0.96	46000	0.86	na	na
Ni		30.7			51600	0.5	46000	0.45	na	na
Ag		0.0026	u		51600	0.032	46000	0.03	na	na
Zn		1.6			51600	0.9	46000	0.80	XBL	na

Sb	16S-0821-F	0.046		Mg	51700	0.1	46900	0.09	XBL	na
Ba		38			51700	0.68	46900	0.62	na	na
Cd		0.0061	u		51700	-0.89	46900	-0.81	na	XUL
Cr		2.7			51700	0.63	46900	0.57	XK	na
Co		29.4			51700	0.034	46900	0.03	na	na
Cu		0.053			51700	0.17	46900	0.15	XBL	na
Pb		0.036			51700	0.056	46900	0.05	XBL	na
Mn		2520			51700	0.96	46900	0.87	na	na
Ni		30.7			51700	0.5	46900	0.45	na	na
Ag		0.0026	u		51700	0.032	46900	0.03	na	na
Zn		1.6			51700	0.9	46900	0.82	XBL	na

Sb	16S-0821-F	0.046		Fe	50400	0.1	41500	0.08	XBL	na
Ba		38			50400	0.68	41500	0.56	na	na
Cd		0.0061	u		50400	-0.89	41500	-0.73	na	XUL
Cr		2.7			50400	0.63	41500	0.52	XK	na
Co		29.4			50400	0.034	41500	0.03	na	na
Cu		0.053			50400	0.17	41500	0.14	XBL	na
Pb		0.036			50400	0.056	41500	0.05	XBL	na
Mn		2520			50400	0.96	41500	0.79	na	na
Ni		30.7			50400	0.5	41500	0.41	na	na

Ag		0.0026	u		50400	0.032	41500	0.03	na	na
Zn		1.6			50400	0.9	41500	0.74	XQL	na
Ba	4D-0825-F	20.7		Ca	51300	0.74	72100	1.04	na	na
Be		4.2			51300	-0.024	72100	-0.03	na	na
Cd		24.3			51300	-0.76	72100	-1.07	na	na
Cr		2.1			51300	0.56	72100	0.79	XK	na
Co		162			51300	0.029	72100	0.04	na	na
Cu		67.5			51300	0.12	72100	0.17	na	na
Pb		1.9			51300	0.061	72100	0.09	na	na
Mn		6010			51300	0.97	72100	1.36	na	na
Mo		0.12	u		51300	1030	72100	1447.62	na	na
Ni		117			51300	0.45	72100	0.63	na	na
Ag		0.0026	u		51300	0.022	72100	0.03	na	na
Zn		374			51300	0.7	72100	0.98	na	na
Ba	4D-0825-F	20.7		Mg	51600	0.74	62500	0.90	na	na
Be		4.2			51600	-0.024	62500	-0.03	na	na
Cd		24.3			51600	-0.76	62500	-0.92	na	na
Cr		2.1			51600	0.56	62500	0.68	XK	na
Co		162			51600	0.029	62500	0.04	na	na
Cu		67.5			51600	0.12	62500	0.15	na	na
Pb		1.9			51600	0.061	62500	0.07	na	na
Mn		6010			51600	0.97	62500	1.17	na	na
Mo		0.12	u		51600	1030	62500	1247.58	na	na
Ni		117			51600	0.45	62500	0.55	na	na
Ag		0.0026	u		51600	0.022	62500	0.03	na	na
Zn		374			51600	0.7	62500	0.85	na	na
Ba	4I-0825-F	14.6		Ca	51300	0.74	115000	1.66	XK	na
Be		10.2			51300	-0.024	115000	-0.05	na	na
Cd		59.6			51300	-0.76	115000	-1.70	na	na
Cr		11.3			51300	0.56	115000	1.26	XK	na
Co		171			51300	0.029	115000	0.07	na	na
Cu		111			51300	0.12	115000	0.27	na	na
Pb		10.1			51300	0.061	115000	0.14	na	na
Mn		8760			51300	0.97	115000	2.17	na	na
Mo		0.12	u		51300	1030	115000	2308.97	na	na
Ni		134			51300	0.45	115000	1.01	na	na
Ag		0.0026	u		51300	0.022	115000	0.05	na	na
Zn		463			51300	0.7	115000	1.57	na	na
Ba	4I-0825-F	14.6		Mg	51600	0.74	90900	1.30	na	na
Be		10.2			51600	-0.024	90900	-0.04	na	na

Cd		59.6			51600	-0.76	90900	-1.34	na	na
Cr		11.3			51600	0.56	90900	0.99	na	na
Co		171			51600	0.029	90900	0.05	na	na
Cu		111			51600	0.12	90900	0.21	na	na
Pb		10.1			51600	0.061	90900	0.11	na	na
Mn		8760			51600	0.97	90900	1.71	na	na
Mo		0.12	u		51600	1030	90900	1814.48	na	na
Ni		134			51600	0.45	90900	0.79	na	na
Ag		0.0026	u		51600	0.022	90900	0.04	na	na
Zn		463			51600	0.7	90900	1.23	na	na

Ba	4S-0825-F	10.3		Ca	51300	0.74	95000	1.37	XK	na
Be		1.3			51300	-0.024	95000	-0.04	na	na
Cd		6.3			51300	-0.76	95000	-1.41	XL	na
Cr		0.97			51300	0.56	95000	1.04	XK	na
Co		83.3			51300	0.029	95000	0.05	na	na
Cu		1			51300	0.12	95000	0.22	XBL	na
Pb		0.65			51300	0.061	95000	0.11	XK	na
Mn		7150			51300	0.97	95000	1.80	na	na
Mo		0.12	u		51300	1030	95000	1907.41	na	na
Ni		37.8			51300	0.45	95000	0.83	na	na
Ag		0.0026	u		51300	0.022	95000	0.04	na	na
Zn		134			51300	0.7	95000	1.30	na	na

Ba	4S-0825-F	10.3		Fe	50300	0.74	46200	0.68	na	na
Be		1.3			51300	-0.024	46200	-0.02	na	na
Cd		6.3			51300	-0.76	46200	-0.68	XL	na
Cr		0.97			51300	0.56	46200	0.50	XK	na
Co		83.3			51300	0.029	46200	0.03	na	na
Cu		1			51300	0.12	46200	0.11	XBL	na
Pb		0.65			51300	0.061	46200	0.05	na	na
Mn		7150			51300	0.97	46200	0.87	na	na
Mo		0.12	u		51300	1030	46200	927.60	na	na
Ni		37.8			51300	0.45	46200	0.41	na	na
Ag		0.0026	u		51300	0.022	46200	0.02	na	na
Zn		134			51300	0.7	46200	0.63	na	na

Ba	4S-0825-F	10.3		Mg	51600	0.74	74100	1.06	XK	na
Be		1.3			51600	-0.024	74100	-0.03	na	na
Cd		6.3			51600	-0.76	74100	-1.09	XL	na
Cr		0.97			51600	0.56	74100	0.80	XK	na
Co		83.3			51600	0.029	74100	0.04	na	na
Cu		1			51600	0.12	74100	0.17	XBL	na
Pb		0.65			51600	0.061	74100	0.09	XL	na
Mn		7150			51600	0.97	74100	1.39	na	na

Mo		0.12	u		51600	1030	74100	1479.13	na	na
Ni		37.8			51600	0.45	74100	0.65	na	na
Ag		0.0026	u		51600	0.022	74100	0.03	na	na
Zn		134			51600	0.7	74100	1.01	na	na

Sb	5I-0826-F	0.035	u	Ca	51800	0.078	81500	0.12	na	na
Be		2.6			51800	-0.019	81500	-0.03	na	na
Ba		14.5			51800	0.69	81500	1.09	na	na
Cd		3.4			51800	-0.96	81500	-1.51	XL	na
Cr		10			51800	0.55	81500	0.87	na	na
Co		79.2			51800	0.016	81500	0.03	na	na
Cu		4.6			51800	0.14	81500	0.22	na	na
Pb		4.6			51800	0.055	81500	0.09	na	na
Mo		0.12	u		51800	1020	81500	1604.83	na	na
Ni		70			51800	0.58	81500	0.91	na	na
Ag		0.025			51800	0.015	81500	0.02	XBL	na
Zn		236			51800	2	81500	3.15	na	na

Sb	5I-0826-F	0.035	u	Mg	52000	0.078	47300	0.07	na	na
Be		2.6			52000	-0.019	47300	-0.02	na	na
Ba		14.5			52000	0.69	47300	0.63	na	na
Cd		3.4			52000	-0.96	47300	-0.87	XL	na
Cr		10			52000	0.55	47300	0.50	na	na
Co		79.2			52000	0.016	47300	0.01	na	na
Cu		4.6			52000	0.14	47300	0.13	na	na
Pb		4.6			52000	0.055	47300	0.05	na	na
Mo		0.12	u		52000	1020	47300	927.81	na	na
Ni		70			52000	0.58	47300	0.53	na	na
Ag		0.025			52000	0.015	47300	0.01	XBL	na
Zn		236			52000	2	47300	1.82	na	na

Sb	5I-0826-F	0.035	u	Fe	50400	0.078	34500	0.05	na	na
Be		2.6			50400	-0.019	34500	-0.01	na	na
Ba		14.5			50400	0.69	34500	0.47	na	na
Cd		3.4			50400	-0.96	34500	-0.66	XL	na
Cr		10			50400	0.55	34500	0.38	na	na
Co		79.2			50400	0.016	34500	0.01	na	na
Cu		4.6			50400	0.14	34500	0.10	na	na
Pb		4.6			50400	0.055	34500	0.04	na	na
Mo		0.12	u		50400	1020	34500	698.21	na	na
Ni		70			50400	0.58	34500	0.40	na	na
Ag		0.025			50400	0.015	34500	0.01	XBL	na
Zn		236			50400	2	34500	1.37	na	na

Sb	5S-0826-F	0.035	u	Ca	51800	0.078	77400	0.12	na	na
Be		4.9			51800	-0.019	77400	-0.03	na	na
Ba		13			51800	0.69	77400	1.03	na	na
Cd		2			51800	-0.96	77400	-1.43	XL	na
Cr		9.3			51800	0.55	77400	0.82	na	na
Co		75.1			51800	0.016	77400	0.02	na	na
Cu		10.2			51800	0.14	77400	0.21	na	na
Pb		2.9			51800	0.055	77400	0.08	na	na
Mo		0.12	u		51800	1020	77400	1524.09	na	na
Ni		64.5			51800	0.58	77400	0.87	na	na
Ag		0.0026	u		51800	0.015	77400	0.02	na	na
Zn		212			51800	2	77400	2.99	na	na

Sb	5S-0826-F	0.035	u	Mg	52000	0.078	53500	0.08	na	na
Be		4.9			52000	-0.019	53500	-0.02	na	na
Ba		13			52000	0.69	53500	0.71	na	na
Cd		2			52000	-0.96	53500	-0.99	XL	na
Cr		9.3			52000	0.55	53500	0.57	na	na
Co		75.1			52000	0.016	53500	0.02	na	na
Cu		10.2			52000	0.14	53500	0.14	na	na
Pb		2.9			52000	0.055	53500	0.06	na	na
Mo		0.12	u		52000	1020	53500	1049.42	na	na
Ni		64.5			52000	0.58	53500	0.60	na	na
Ag		0.0026	u		52000	0.015	53500	0.02	na	na
Zn		212			52000	2	53500	2.06	na	na

Sb	5S-0826-F	0.035	u	Fe	50400	0.078	24900	0.04	na	na
Be		4.9			50400	-0.019	24900	-0.01	na	na
Ba		13			50400	0.69	24900	0.34	na	na
Cd		2			50400	-0.96	24900	-0.47	XL	na
Cr		9.3			50400	0.55	24900	0.27	na	na
Co		75.1			50400	0.016	24900	0.01	na	na
Cu		10.2			50400	0.14	24900	0.07	na	na
Pb		2.9			50400	0.055	24900	0.03	na	na
Mo		0.12	u		50400	1020	24900	503.93	na	na
Ni		64.5			50400	0.58	24900	0.29	na	na
Ag		0.0026	u		50400	0.015	24900	0.01	na	na
Zn		212			50400	2	24900	0.99	na	na

Sb	6S-0821-F	0.29		Fe	50400	0.1	284000	0.56	XBL	na
Ba		53.6			50400	0.68	284000	3.83	na	na
Cd		0.0061	u		50400	-0.89	284000	-5.02	na	XUL
Cr		0.65			50400	0.63	284000	3.55	XBL	na
Co		6.5			50400	0.034	284000	0.19	na	na
Cu		0.14			50400	0.17	284000	0.96	XBL	na

Pb		0.053			50400	0.056	284000	0.32	XBC	na
Mn		2340			50400	0.96	284000	5.41	na	na
Ni		2.4			50400	0.5	284000	2.82	X K	na
Ag		0.0026	u		50400	0.032	284000	0.18	na	na
Zn		3.5			50400	0.9	284000	5.07	XBC	na
Sb	9D-0822-F	0.035	u	Fe	50400	0.1	16100	0.03	na	na
Ba		39.2			50400	0.68	16100	0.22	na	na
Cd		0.028			50400	-0.89	16100	-0.28	XBC	na
Cr		1			50400	0.63	16100	0.20	X K	na
Co		377			50400	0.034	16100	0.01	na	na
Cu		0.5			50400	0.17	16100	0.05	XBC	na
Pb		1.7			50400	0.056	16100	0.02	na	na
Mn		3430			50400	0.96	16100	0.31	na	na
Ni		46.3			50400	0.5	16100	0.16	na	na
Ag		0.0026	u		50400	0.032	16100	0.01	na	na
Zn		74.6			50400	0.9	16100	0.29	na	na
Sb	9I-0822-F	0.061		Ca	51600	0.1	54100	0.10	XBC	na
Ba		30.3			51600	0.68	54100	0.71	na	na
Cd		0.25			51600	-0.89	54100	-0.93	XBC	na
Cr		0.91			51600	0.63	54100	0.66	X K	na
Co		253			51600	0.034	54100	0.04	na	na
Cu		0.48			51600	0.17	54100	0.18	XBC	na
Pb		0.33			51600	0.056	54100	0.06	XBC	na
Mn		4790			51600	0.96	54100	1.01	na	na
Ni		63			51600	0.5	54100	0.52	na	na
Ag		0.0026	u		51600	0.032	54100	0.03	na	na
Zn		110			51600	0.9	54100	0.94	na	na
Sb	9I-0822-F	0.061		Mg	51700	0.1	27500	0.05	XBC	na
Ba		30.3			51700	0.68	27500	0.36	na	na
Cd		0.25			51700	-0.89	27500	-0.47	XBC	na
Cr		0.91			51700	0.63	27500	0.34	X K	na
Co		253			51700	0.034	27500	0.02	na	na
Cu		0.48			51700	0.17	27500	0.09	XBC	na
Pb		0.33			51700	0.056	27500	0.03	na	na
Mn		4790			51700	0.96	27500	0.51	na	na
Ni		63			51700	0.5	27500	0.27	na	na
Ag		0.0026	u		51700	0.032	27500	0.02	na	na
Zn		110			51700	0.9	27500	0.48	na	na

Sb	9S-0822-F	0.059		Fe	50400	0.1	33000	0.07	BC	na
Ba		110			50400	0.68	33000	0.45	na	na
Cd		0.0061	u		50400	-0.89	33000	-0.58	na	UL
Cr		1.4			50400	0.63	33000	0.41	K	na
Co		0.15			50400	0.034	33000	0.02	BC	na
Cu		0.12			50400	0.17	33000	0.11	BC	na
Pb		0.06			50400	0.056	33000	0.04	BC	na
Mn		3740			50400	0.96	33000	0.63	na	na
Ni		0.22			50400	0.5	33000	0.33	BC	na
Ag		0.0026	u		50400	0.032	33000	0.02	na	na
Zn		3.1			50400	0.9	33000	0.59	BC	na

Sb	9S-0822-F	0.059		Ca	51600	0.1	81000	0.16	BC	na
Ba		110			51600	0.68	81000	1.07	na	na
Cd		0.0061	u		51600	-0.89	81000	-1.40	na	UL
Cr		1.4			51600	0.63	81000	0.99	K	na
Co		0.15			51600	0.034	81000	0.05	BC	na
Cu		0.12			51600	0.17	81000	0.27	BC	na
Pb		0.06			51600	0.056	81000	0.09	BC	na
Mn		3740			51600	0.96	81000	1.51	na	na
Ni		0.22			51600	0.5	81000	0.78	BC	na
Ag		0.0026	u		51600	0.032	81000	0.05	na	na
Zn		3.1			51600	0.9	81000	1.41	BC	na

Sb	9S-0822-F	0.059		Mg	51700	0.1	46500	0.09	BC	na
Ba		110			51700	0.68	46500	0.61	na	na
Cd		0.0061	u		51700	-0.89	46500	-0.80	na	UL
Cr		1.4			51700	0.63	46500	0.57	K	na
Co		0.15			51700	0.034	46500	0.03	BC	na
Cu		0.12			51700	0.17	46500	0.15	BC	na
Pb		0.06			51700	0.056	46500	0.05	BC	na
Mn		3740			51700	0.96	46500	0.86	na	na
Ni		0.22			51700	0.5	46500	0.45	BC	na
Ag		0.0026	u		51700	0.032	46500	0.03	na	na
Zn		3.1			51700	0.9	46500	0.81	BC	na

Sb	MW-6-0826-F	0.035	u	Fe	50400	0.078	100000	0.15	na	na
Be		0.36			50400	-0.019	100000	-0.04	L	na
Ba		9.5			50400	0.69	100000	1.37	L	na
Cd		0.68			50400	-0.96	100000	-1.90	L	na
Cr		0.67			50400	0.55	100000	1.09	BC	na
Co		56.3			50400	0.016	100000	0.03	na	na
Cu		0.5			50400	0.14	100000	0.28	BC	na
Pb		0.087			50400	0.055	100000	0.11	BC	na
Mo		0.12	u		50400	1020	100000	2023.81	na	na

Ni		17.8			50400	0.58	100000	1.15	na	na
Ag		0.0026	u		50400	0.015	100000	0.03	na	na
Zn		61.9			50400	2	100000	3.97	na	na

TestAmerica North Canton

Metals Data Reporting Form

Interference Check Standard A

Instrument: ICPMS **Units:** ug/L

Chart Number: I80829A.csv **Acceptable Range:** 0% - 0%

Standard Source: _____ **Standard ID:** _____

Element	WL/ Mass	Reporting Limit	True Conc	ICSA 08/29/08 3:47 PM Found	ICSA 08/30/08 12:17 AM Found	Found	Found	Found
Antimony	121	2		0.078	0.084			
Arsenic	75	5		0.000	-0.004			
Barium	137	1		0.690	0.700			
Cadmium	111	1		-0.960	-0.810			
Calcium	43		50000	51800	53000			
Chromium	52	2		0.550	0.540			
Cobalt	59	1		0.016	0.028			
Copper	65	2		0.140	0.083			
Iron	56		50000	50400	51700			
Lead	208	1		0.055	0.049			
Molybdenum	95	2	1000	1020	961			
Nickel	60	2		0.580	0.500			
Selenium	78	5		-0.026	-0.080			
Silver	107	1		0.015	0.002			
Thallium	205	1		0.071	0.230			
Vanadium	51	20		-0.028	0.046			
Zinc	66	20		2	1			

5I-0826 (F)
5S-0826 (F)
MW6-0826 (F)

U Result is less than the IDL
B Result is between IDL and RL

Form 4 Equivalent

TestAmerica North Canton

Metals Data Reporting Form

Interference Check Standard A

Instrument: ICPMS **Units:** ug/L

Chart Number: i80902a.csv **Acceptable Range:** 0% - 0%

Standard Source: _____ **Standard ID:** _____

Element	WL/ Mass	Reporting Limit	True Conc	ICSA 09/02/08 3:08 PM Found	Found	Found	Found	Found
Beryllium	9	1		-0.019				
Magnesium	25		50000	52000				

SI-0826 (F)
SS-0826 (F)
MW-6-0826 (F)

5.04.5

U Result is less than the IDL
B Result is between IDL and RL

Form 4 Equivalent

TestAmerica North Canton

Metals Data Reporting Form

Interference Check Standard A

Instrument: ICPMS **Units:** ug/L

Chart Number: I80903A.csv **Acceptable Range:** 0% - 0%

Standard Source: _____ **Standard ID:** _____

Element	WL/ Mass	Reporting Limit	True Conc	ICSA 09/03/08 9:29 AM Found	Found	Found	Found	Found
Antimony	121	2		0.100				
Arsenic	75	5		-0.066				
Barium	137	1		0.680				
Beryllium	9	1		-0.001				
Cadmium	111	1		-0.890				
Calcium	43		50000	51600				
Chromium	52	2		0.630				
Cobalt	59	1		0.034				
Copper	65	2		0.170				
Iron	56		50000	50400				
Lead	208	1		0.056				
Magnesium	25		50000	51700				
Manganese	55	1		0.960				
Molybdenum	95	2	1000	1020				
Nickel	60	2		0.500				
Selenium	78	5		0.086				
Silver	107	1		0.032				
Vanadium	51	20		0.001				
Zinc	66	20		0.900				

16I-0821 (F)
165-0821 (F)
2-5-0821 (F)
5D-0821 (F)
5I-0826 (F) run only
55-0826 (F) run only
65-0821 (F)

9D-0822 (F)
9I-0822 (F)
95-0822 (F)

5.04.5

U Result is less than the IDL
B Result is between IDL and RL

Form 4 Equivalent

TestAmerica North Canton

Metals Data Reporting Form

Interference Check Standard A

Instrument: ICPMS **Units:** ug/L

Chart Number: I80904A.csv **Acceptable Range:** 0% - 0%

Standard Source: _____ **Standard ID:** _____

Element	WL/ Mass	Reporting Limit	True Conc	ICSA 09/04/08 9:45 AM Found	Found	Found	Found	Found
Antimony	121	2		-0.011				
Arsenic	75	5		0.046				
Barium	137	1		0.740				
Beryllium	9	1		-0.024				
Cadmium	111	1		-0.760				
Chromium	52	2		0.560				
Cobalt	59	1		0.029				
Copper	65	2		0.120				
Iron	56		50000	50300				
Lead	208	1		0.061				
Magnesium	25		50000	51600				
Manganese	55	1		0.970				
Molybdenum	95	2	1000	1030				
Nickel	60	2		0.450				
Silver	107	1		0.022				
Thallium	205	1		-0.057				
Vanadium	51	20		0.100				
Zinc	66	20		0.700				

14I-0825 (F)
16D-0825 (F)
16I-0825 (F) Tl
16S-0821 (F) Tl
2S-0821 (F) Tl
4D-0825 (F)
4I-0825 (F)
4S-0825 (F)
5D-0821 (F) Tl
6S-0821 (F) Tl
9D-0822 (F) Tl
9I-0822 (F) Tl
9S-0822 (F) Tl
MW6-08 (F) Mn

5.04.5

U Result is less than the IDL
B Result is between IDL and RL

Form 4 Equivalent

TestAmerica North Canton

Metals Data Reporting Form

Interference Check Standard A

Instrument: ICPMS **Units:** ug/L

Chart Number: I80908A.csv **Acceptable Range:** 50% - 150%

Standard Source: _____ **Standard ID:** _____

Element	WL/ Mass	Reporting Limit	True Conc	ICSA 09/08/08 11:57 AM Found	Found	Found	Found	Found
Calcium	43		50000	51300				
Selenium	78	5		0.034				
Thallium	205	1		-0.010				

14I - 825 (F)

16D - 0825 (F)

4D - 0825 (F)

4I - 0825 (F)

45 - 0825 (F)

5.04.5

U Result is less than the IDL

B Result is between IDL and RL

Form 4 Equivalent

TestAmerica North Canton

Metals Data Reporting Form

Interference Check Standard AB

Instrument: ICPMS **Units:** ug/L

Chart Number: I80829A.csv **Acceptable Range:** 50% - 150%

Standard Source: _____ **Standard ID:** _____

Element	WL/ Mass	True Conc	ICSAB 08/29/08 3:51 PM Found	% Rec	ICSAB 08/30/08 12:21 AM Found	% Rec	Found	% Rec	Found	% Rec	Found	% Rec
Antimony	121	100	98.9	**98.9**	97.3	**97.3**						
Arsenic	75	100	97.7	**97.7**	93.9	**93.9**						
Barium	137	100	97.6	**97.6**	99.1	**99.1**						
Cadmium	111	100	98.3	**98.3**	94.7	**94.7**						
Calcium	43	50000	50946.7	**101.9**	54513.3	**109.0**						
Chromium	52	100	97.8	**97.8**	95.3	**95.3**						
Cobalt	59	100	95.0	**95.0**	91.0	**91.0**						
Copper	65	100	97.6	**97.6**	92.7	**92.7**						
Iron	56	50000	49726.7	**99.5**	51456.7	**102.9**						
Lead	208	100	98.4	**98.4**	98.3	**98.3**						
Molybdenum	95	1000	1099.7	**110.0**	1056.3	**105.6**						
Nickel	60	100	97.5	**97.5**	92.9	**92.9**						
Selenium	78	100	99.1	**99.1**	98.7	**98.7**						
Silver	107	100	99.2	**99.2**	95.1	**95.1**						
Thallium	205	100	101.3	**101.3**	102.2	**102.2**						
Vanadium	51	100	97.1	**97.1**	94.2	**94.2**						
Zinc	66	100	101.9	**101.9**	98.1	**98.1**						

N Spike recovery failed
NC Percent recovery was not calculated
U Result is less than the IDL

Form 4 Equivalent

TestAmerica North Canton

Metals Data Reporting Form

Interference Check Standard AB

Instrument: ICPMS **Units:** ug/L

Chart Number: i80902a.csv **Acceptable Range:** 50% - 150%

Standard Source: _____ **Standard ID:** _____

Element	WL/ Mass	True Conc	ICSAB 09/02/08 3:12 PM Found	% Rec	Found	% Rec	Found	% Rec	Found	% Rec	Found	% Rec
Beryllium	9	100	101.7	**101.7**								
Magnesium	25	50000	51030.0	**102.1**								

N Spike recovery failed
NC Percent recovery was not calculated
U Result is less than the IDL

Form 4 Equivalent

TestAmerica North Canton

Metals Data Reporting Form

Interference Check Standard AB

Instrument: ICPMS **Units:** ug/L

Chart Number: I80903A.csv **Acceptable Range:** 50% - 150%

Standard Source: _____ **Standard ID:** _____

Element	WL/ Mass	True Conc	ICSAB 09/03/08 9:33 AM Found	% Rec	Found	% Rec	Found	% Rec	Found	% Rec	Found	% Rec
Antimony	121	100	101.5	**101.5**								
Arsenic	75	100	96.9	**96.9**								
Barium	137	100	98.6	**98.6**								
Beryllium	9	100	99.6	**99.6**								
Cadmium	111	100	99.1	**99.1**								
Calcium	43	50000	50930.0	**101.9**								
Chromium	52	100	98.9	**98.9**								
Cobalt	59	100	95.4	**95.4**								
Copper	65	100	96.8	**96.8**								
Iron	56	50000	50063.3	**100.1**								
Lead	208	100	98.6	**98.6**								
Magnesium	25	50000	51236.7	**102.5**								
Manganese	55	100	95.6	**95.6**								
Molybdenum	95	1000	1117.0	**111.7**								
Nickel	60	100	99.2	**99.2**								
Selenium	78	100	99.6	**99.6**								
Silver	107	100	100.4	**100.4**								
Vanadium	51	100	99.0	**99.0**								
Zinc	66	100	99.8	**99.8**								

N Spike recovery failed
NC Percent recovery was not calculated
U Result is less than the IDL

Form 4 Equivalent

TestAmerica North Canton

Metals Data Reporting Form

Interference Check Standard AB

Instrument: ICPMS **Units:** ug/L

Chart Number: I80904A.csv **Acceptable Range:** 50% - 150%

Standard Source: _____ **Standard ID:** _____

Element	WL/ Mass	True Conc	ICSAB 09/04/08 9:49 AM Found	% Rec	Found	% Rec	Found	% Rec	Found	% Rec	Found	% Rec
Antimony	121	100	100.6	**100.6**								
Arsenic	75	100	97.1	**97.1**								
Barium	137	100	97.3	**97.3**								
Beryllium	9	100	100.5	**100.5**								
Cadmium	111	100	100.5	**100.5**								
Chromium	52	100	97.7	**97.7**								
Cobalt	59	100	94.6	**94.6**								
Copper	65	100	97.5	**97.5**								
Iron	56	50000	49943.3	**99.9**								
Lead	208	100	100.0	**100.0**								
Magnesium	25	50000	51146.7	**102.3**								
Manganese	55	100	102.2	**102.2**								
Molybdenum	95	1000	1133.3	**113.3**								
Nickel	60	100	98.2	**98.2**								
Silver	107	100	100.8	**100.8**								
Thallium	205	100	99.4	**99.4**								
Vanadium	51	100	98.1	**98.1**								
Zinc	66	100	100.5	**100.5**								

TestAmerica North Canton

Metals Data Reporting Form

Interference Check Standard AB

Instrument: ICPMS **Units:** ug/L

Chart Number: I80908A.csv **Acceptable Range:** 50% - 150%

Standard Source: **Standard ID:**

Element	WL/ Mass	True Conc	ICSAB 09/08/08 12:01 PM Found	% Rec	Found	% Rec	Found	% Rec	Found	% Rec	Found	% Rec
Calcium	43	50000	51160.0	**102.3**								
Selenium	78	100	100.6	**100.6**								
Thallium	205	100	96.5	**96.5**								

LABORATORY CONTROL SAMPLE DATA REPORT

TOTAL Metals

Client Lot #...: 8H22130 **Matrix.....:** WATER

PARAMETER	SPIKE AMOUNT	MEASURED AMOUNT	UNITS	PERCNT RECVRY	METHOD	PREPARATION-ANALYSIS DATE	WORK ORDER #
LCS Lot-Sample#: A8H250000-015 **Prep Batch #...:** 8238015							
Antimony	100	102	ug/L	102	SW846 6020	08/25-09/03/08	KVPG41A0
			Dilution Factor: 1		Analysis Time..: 17:01	Analyst ID.....: 002260	
			Instrument ID..: I8				
Arsenic	100	103	ug/L	103	SW846 6020	08/25-09/03/08	KVPG41A1
			Dilution Factor: 1		Analysis Time..: 17:01	Analyst ID.....: 002260	
			Instrument ID..: I8				
Barium	100	99.0	ug/L	99	SW846 6020	08/25-09/03/08	KVPG41A2
			Dilution Factor: 1		Analysis Time..: 17:01	Analyst ID.....: 002260	
			Instrument ID..: I8				
Beryllium	100	102	ug/L	102	SW846 6020	08/25-09/03/08	KVPG41A3
			Dilution Factor: 1		Analysis Time..: 17:01	Analyst ID.....: 002260	
			Instrument ID..: I8				
Cadmium	100	105	ug/L	105	SW846 6020	08/25-09/03/08	KVPG41A4
			Dilution Factor: 1		Analysis Time..: 17:01	Analyst ID.....: 002260	
			Instrument ID..: I8				
Cobalt	100	100	ug/L	100	SW846 6020	08/25-09/03/08	KVPG41A5
			Dilution Factor: 1		Analysis Time..: 17:01	Analyst ID.....: 002260	
			Instrument ID..: I8				
Copper	100	106	ug/L	106	SW846 6020	08/25-09/03/08	KVPG41A6
			Dilution Factor: 1		Analysis Time..: 17:01	Analyst ID.....: 002260	
			Instrument ID..: I8				
Iron	1000	1050	ug/L	105	SW846 6020	08/25-09/03/08	KVPG41A7
			Dilution Factor: 1		Analysis Time..: 17:01	Analyst ID.....: 002260	
			Instrument ID..: I8				
Lead	100	98.8	ug/L	99	SW846 6020	08/25-09/03/08	KVPG41A8
			Dilution Factor: 1		Analysis Time..: 17:01	Analyst ID.....: 002260	
			Instrument ID..: I8				
Manganese	100	98.4	ug/L	98	SW846 6020	08/25-09/03/08	KVPG41A9
			Dilution Factor: 1		Analysis Time..: 17:01	Analyst ID.....: 002260	
			Instrument ID..: I8				

(Continued on next page)

LABORATORY CONTROL SAMPLE DATA REPORT

TOTAL Metals

Client Lot #...: 8H22130 **Matrix.....:** WATER

PARAMETER	SPIKE AMOUNT	MEASURED AMOUNT	UNITS	PERCNT RECVRY	METHOD	PREPARATION-ANALYSIS DATE	WORK ORDER #
Molybdenum	100	99.0	ug/L	99	SW846 6020	08/25-09/03/08	KVPG41CA
			Dilution Factor: 1		Analysis Time..: 17:01	Analyst ID.....: 002260	
			Instrument ID..: I8				
Nickel	100	106	ug/L	106	SW846 6020	08/25-09/03/08	KVPG41CC
			Dilution Factor: 1		Analysis Time..: 17:01	Analyst ID.....: 002260	
			Instrument ID..: I8				
Selenium	100	108	ug/L	108	SW846 6020	08/25-09/03/08	KVPG41CD
			Dilution Factor: 1		Analysis Time..: 17:01	Analyst ID.....: 002260	
			Instrument ID..: I8				
Silver	100	105	ug/L	105	SW846 6020	08/25-09/03/08	KVPG41CE
			Dilution Factor: 1		Analysis Time..: 17:01	Analyst ID.....: 002260	
			Instrument ID..: I8				
Thallium	100	96.2	ug/L	96	SW846 6020	08/25-09/04/08	KVPG41CF
			Dilution Factor: 1		Analysis Time..: 10:24	Analyst ID.....: 001637	
			Instrument ID..: I8				
Vanadium	100	99.4	ug/L	99	SW846 6020	08/25-09/03/08	KVPG41CG
			Dilution Factor: 1		Analysis Time..: 17:01	Analyst ID.....: 002260	
			Instrument ID..: I8				
Zinc	100	111	ug/L	111	SW846 6020	08/25-09/03/08	KVPG41CH
			Dilution Factor: 1		Analysis Time..: 17:01	Analyst ID.....: 002260	
			Instrument ID..: I8				
Chromium	100	101	ug/L	101	SW846 6020	08/25-09/03/08	KVPG41CJ
			Dilution Factor: 1		Analysis Time..: 17:01	Analyst ID.....: 002260	
			Instrument ID..: I8				
Calcium	1000	1100	ug/L	110	SW846 6020	08/25-09/03/08	KVPG41CK
			Dilution Factor: 1		Analysis Time..: 17:01	Analyst ID.....: 002260	
			Instrument ID..: I8				
Mercury	5.0	5.0	ug/L	100	SW846 7470A	08/25-08/27/08	KVPG41CL
			Dilution Factor: 1		Analysis Time..: 09:41	Analyst ID.....: 002260	
			Instrument ID..: H1				
Magnesium	1000	1120	ug/L	112	SW846 6020	08/25-09/03/08	KVPG41D3
			Dilution Factor: 1		Analysis Time..: 17:01	Analyst ID.....: 002260	
			Instrument ID..: I8				

(Continued on next page)

LABORATORY CONTROL SAMPLE DATA REPORT

TOTAL Metals

Client Lot #...: 8H22130 **Matrix.....:** WATER

PARAMETER	SPIKE AMOUNT	MEASURED AMOUNT	UNITS	PERCNT RECVRY	METHOD	PREPARATION-ANALYSIS DATE	WORK ORDER #
LCS Lot-Sample#: A8H270000-011 **Prep Batch #...:** 8240011							
Antimony	100	86.0	ug/L	86	SW846 6020	08/27-09/04/08	KVT8A1DG
			Dilution Factor: 1		Analysis Time..: 12:37	Analyst ID.....: 001637	
			Instrument ID..: I8				
Arsenic	100	87.0	ug/L	87	SW846 6020	08/27-09/04/08	KVT8A1DH
			Dilution Factor: 1		Analysis Time..: 12:37	Analyst ID.....: 001637	
			Instrument ID..: I8				
Barium	100	83.0	ug/L	83	SW846 6020	08/27-09/04/08	KVT8A1DJ
			Dilution Factor: 1		Analysis Time..: 12:37	Analyst ID.....: 001637	
			Instrument ID..: I8				
Beryllium	100	88.0	ug/L	88	SW846 6020	08/27-09/04/08	KVT8A1DK
			Dilution Factor: 1		Analysis Time..: 12:37	Analyst ID.....: 001637	
			Instrument ID..: I8				
Cadmium	100	91.0	ug/L	91	SW846 6020	08/27-09/04/08	KVT8A1DL
			Dilution Factor: 1		Analysis Time..: 12:37	Analyst ID.....: 001637	
			Instrument ID..: I8				
Cobalt	100	85.0	ug/L	85	SW846 6020	08/27-09/04/08	KVT8A1DM
			Dilution Factor: 1		Analysis Time..: 12:37	Analyst ID.....: 001637	
			Instrument ID..: I8				
Copper	100	92.0	ug/L	92	SW846 6020	08/27-09/04/08	KVT8A1DN
			Dilution Factor: 1		Analysis Time..: 12:37	Analyst ID.....: 001637	
			Instrument ID..: I8				
Iron	1000	970	ug/L	97	SW846 6020	08/27-09/04/08	KVT8A1DP
			Dilution Factor: 1		Analysis Time..: 12:37	Analyst ID.....: 001637	
			Instrument ID..: I8				
Lead	100	84.0	ug/L	84	SW846 6020	08/27-09/04/08	KVT8A1DQ
			Dilution Factor: 1		Analysis Time..: 12:37	Analyst ID.....: 001637	
			Instrument ID..: I8				
Manganese	100	90.0	ug/L	90	SW846 6020	08/27-09/04/08	KVT8A1DR
			Dilution Factor: 1		Analysis Time..: 12:37	Analyst ID.....: 001637	
			Instrument ID..: I8				
Molybdenum	100	85.0	ug/L	85	SW846 6020	08/27-09/04/08	KVT8A1DT
			Dilution Factor: 1		Analysis Time..: 12:37	Analyst ID.....: 001637	
			Instrument ID..: I8				

(Continued on next page)

LABORATORY CONTROL SAMPLE DATA REPORT

TOTAL Metals

Client Lot #...: 8H22130 **Matrix.....:** WATER

PARAMETER	SPIKE AMOUNT	MEASURED AMOUNT	UNITS	PERCNT RECVRY	METHOD	PREPARATION-ANALYSIS DATE	WORK ORDER #
Nickel	100	91.0	ug/L	91	SW846 6020	08/27-09/04/08	KVT8A1DU
			Dilution Factor: 1		Analysis Time..: 12:37	Analyst ID.....: 001637	
			Instrument ID..: I8				
Silver	100	92.0	ug/L	92	SW846 6020	08/27-09/04/08	KVT8A1DW
			Dilution Factor: 1		Analysis Time..: 12:37	Analyst ID.....: 001637	
			Instrument ID..: I8				
Vanadium	100	85.0	ug/L	85	SW846 6020	08/27-09/04/08	KVT8A1DX
			Dilution Factor: 1		Analysis Time..: 12:37	Analyst ID.....: 001637	
			Instrument ID..: I8				
Zinc	100	100	ug/L	100	SW846 6020	08/27-09/04/08	KVT8A1D0
			Dilution Factor: 1		Analysis Time..: 12:37	Analyst ID.....: 001637	
			Instrument ID..: I8				
Chromium	100	86.0	ug/L	86	SW846 6020	08/27-09/04/08	KVT8A1D1
			Dilution Factor: 1		Analysis Time..: 12:37	Analyst ID.....: 001637	
			Instrument ID..: I8				
Magnesium	1000	1000	ug/L	102	SW846 6020	08/27-09/04/08	KVT8A1FJ
			Dilution Factor: 1		Analysis Time..: 12:37	Analyst ID.....: 001637	
			Instrument ID..: I8				
Mercury	5.0	5.1	ug/L	102	SW846 7470A	08/27/08	KVT8A1CT
			Dilution Factor: 1		Analysis Time..: 16:22	Analyst ID.....: 002260	
			Instrument ID..: H1				

LCS Lot-Sample#: A8H280000-017 **Prep Batch #...:** 8241017

Thallium	100	100	ug/L	101	SW846 6020	08/28-08/30/08	KVXCD1A3
			Dilution Factor: 1		Analysis Time..: 04:41	Analyst ID.....: 002260	
			Instrument ID..: I8				
Antimony	100	98.0	ug/L	98	SW846 6020	08/28-08/30/08	KVXCD1ET
			Dilution Factor: 1		Analysis Time..: 04:41	Analyst ID.....: 002260	
			Instrument ID..: I8				
Arsenic	100	98.0	ug/L	98	SW846 6020	08/28-08/30/08	KVXCD1EU
			Dilution Factor: 1		Analysis Time..: 04:41	Analyst ID.....: 002260	
			Instrument ID..: I8				
Barium	100	99.0	ug/L	99	SW846 6020	08/28-08/30/08	KVXCD1EV
			Dilution Factor: 1		Analysis Time..: 04:41	Analyst ID.....: 002260	
			Instrument ID..: I8				

(Continued on next page)

LABORATORY CONTROL SAMPLE DATA REPORT

TOTAL Metals

Client Lot #...: 8H22130 **Matrix.....:** WATER

PARAMETER	SPIKE AMOUNT	MEASURED AMOUNT	UNITS	PERCNT RECVRY	METHOD	PREPARATION-ANALYSIS DATE	WORK ORDER #
Beryllium	100	100	ug/L	100	SW846 6020	08/28-09/02/08	KVXCD1EW
			Dilution Factor: 1		Analysis Time..: 22:17	Analyst ID.....: 001637	
			Instrument ID..: I8				
Cadmium	100	100	ug/L	102	SW846 6020	08/28-08/30/08	KVXCD1EX
			Dilution Factor: 1		Analysis Time..: 04:41	Analyst ID.....: 002260	
			Instrument ID..: I8				
Cobalt	100	96.0	ug/L	96	SW846 6020	08/28-08/30/08	KVXCD1E0
			Dilution Factor: 1		Analysis Time..: 04:41	Analyst ID.....: 002260	
			Instrument ID..: I8				
Copper	100	100	ug/L	101	SW846 6020	08/28-08/30/08	KVXCD1E1
			Dilution Factor: 1		Analysis Time..: 04:41	Analyst ID.....: 002260	
			Instrument ID..: I8				
Iron	1000	1100	ug/L	114	SW846 6020	08/28-08/30/08	KVXCD1E2
			Dilution Factor: 1		Analysis Time..: 04:41	Analyst ID.....: 002260	
			Instrument ID..: I8				
Lead	100	99.0	ug/L	99	SW846 6020	08/28-08/30/08	KVXCD1E3
			Dilution Factor: 1		Analysis Time..: 04:41	Analyst ID.....: 002260	
			Instrument ID..: I8				
Manganese	100	98.0	ug/L	98	SW846 6020	08/28-09/03/08	KVXCD1E4
			Dilution Factor: 1		Analysis Time..: 11:15	Analyst ID.....: 002260	
			Instrument ID..: I8				
Molybdenum	100	94.0	ug/L	94	SW846 6020	08/28-08/30/08	KVXCD1E5
			Dilution Factor: 1		Analysis Time..: 04:41	Analyst ID.....: 002260	
			Instrument ID..: I8				
Nickel	100	100	ug/L	100	SW846 6020	08/28-08/30/08	KVXCD1E6
			Dilution Factor: 1		Analysis Time..: 04:41	Analyst ID.....: 002260	
			Instrument ID..: I8				
Selenium	100	100	ug/L	104	SW846 6020	08/28-08/30/08	KVXCD1E7
			Dilution Factor: 1		Analysis Time..: 04:41	Analyst ID.....: 002260	
			Instrument ID..: I8				
Silver	100	100	ug/L	102	SW846 6020	08/28-08/30/08	KVXCD1E8
			Dilution Factor: 1		Analysis Time..: 04:41	Analyst ID.....: 002260	
			Instrument ID..: I8				

(Continued on next page)

LABORATORY CONTROL SAMPLE DATA REPORT

TOTAL Metals

Client Lot #...: 8H22130 **Matrix.....:** WATER

PARAMETER	SPIKE AMOUNT	MEASURED AMOUNT	UNITS	PERCNT RECVRY	METHOD	PREPARATION-ANALYSIS DATE	WORK ORDER #
Vanadium	100	96.0	ug/L	96	SW846 6020	08/28-08/30/08	KVXCD1E9
			Dilution Factor: 1		Analysis Time..: 04:41	Analyst ID.....: 002260	
			Instrument ID..: I8				
Zinc	100	110	ug/L	111	SW846 6020	08/28-08/30/08	KVXCD1FA
			Dilution Factor: 1		Analysis Time..: 04:41	Analyst ID.....: 002260	
			Instrument ID..: I8				
Chromium	100	99.0	ug/L	99	SW846 6020	08/28-08/30/08	KVXCD1FC
			Dilution Factor: 1		Analysis Time..: 04:41	Analyst ID.....: 002260	
			Instrument ID..: I8				
Calcium	1000	1200	ug/L	120	SW846 6020	08/28-08/30/08	KVXCD1FD
			Dilution Factor: 1		Analysis Time..: 04:41	Analyst ID.....: 002260	
			Instrument ID..: I8				
Magnesium	1000	1100	ug/L	114	SW846 6020	08/28-09/02/08	KVXCD1FE
			Dilution Factor: 1		Analysis Time..: 22:17	Analyst ID.....: 001637	
			Instrument ID..: I8				
Mercury	5.0	4.3	ug/L	85	SW846 7470A	08/28-08/29/08	KVXCD1CT
			Dilution Factor: 1		Analysis Time..: 12:11	Analyst ID.....: 001576	
			Instrument ID..: H4				

LCS Lot-Sample#: A8I080000-014 **Prep Batch #...:** 8252014

Selenium	100	107	ug/L	107	SW846 6020	09/08/08	KWFFA1AE
			Dilution Factor: 1		Analysis Time..: 21:41	Analyst ID.....: 001637	
			Instrument ID..: I8				
Thallium	100	89.8	ug/L	90	SW846 6020	09/08/08	KWFFA1AF
			Dilution Factor: 1		Analysis Time..: 21:41	Analyst ID.....: 001637	
			Instrument ID..: I8				
Calcium	1000	1100	ug/L	110	SW846 6020	09/08/08	KWFFA1AG
			Dilution Factor: 1		Analysis Time..: 21:41	Analyst ID.....: 001637	
			Instrument ID..: I8				

NOTE(S):

Calculations are performed before rounding to avoid round-off errors in calculated results.

LABORATORY CONTROL SAMPLE DATA REPORT

DISSOLVED Metals

Client Lot #...: 8H22130 **Matrix.....:** WATER

PARAMETER	SPIKE AMOUNT	MEASURED AMOUNT	UNITS	PERCNT RECVRY	METHOD	PREPARATION-ANALYSIS DATE	WORK ORDER #
LCS Lot-Sample#: A8H250000-015 **Prep Batch #...:** 8238015							
Antimony	100	102	ug/L	102	SW846 6020	08/25-09/03/08	KVPG41DA
			Dilution Factor: 1		Analysis Time..: 17:01	Analyst ID.....: 002260	
			Instrument ID..: I8				
Arsenic	100	103	ug/L	103	SW846 6020	08/25-09/03/08	KVPG41DC
			Dilution Factor: 1		Analysis Time..: 17:01	Analyst ID.....: 002260	
			Instrument ID..: I8				
Barium	100	99.0	ug/L	99	SW846 6020	08/25-09/03/08	KVPG41DD
			Dilution Factor: 1		Analysis Time..: 17:01	Analyst ID.....: 002260	
			Instrument ID..: I8				
Beryllium	100	102	ug/L	102	SW846 6020	08/25-09/03/08	KVPG41DE
			Dilution Factor: 1		Analysis Time..: 17:01	Analyst ID.....: 002260	
			Instrument ID..: I8				
Cadmium	100	105	ug/L	105	SW846 6020	08/25-09/03/08	KVPG41DF
			Dilution Factor: 1		Analysis Time..: 17:01	Analyst ID.....: 002260	
			Instrument ID..: I8				
Cobalt	100	100	ug/L	100	SW846 6020	08/25-09/03/08	KVPG41DG
			Dilution Factor: 1		Analysis Time..: 17:01	Analyst ID.....: 002260	
			Instrument ID..: I8				
Copper	100	106	ug/L	106	SW846 6020	08/25-09/03/08	KVPG41DH
			Dilution Factor: 1		Analysis Time..: 17:01	Analyst ID.....: 002260	
			Instrument ID..: I8				
Iron	1000	1050	ug/L	105	SW846 6020	08/25-09/03/08	KVPG41DJ
			Dilution Factor: 1		Analysis Time..: 17:01	Analyst ID.....: 002260	
			Instrument ID..: I8				
Lead	100	98.8	ug/L	99	SW846 6020	08/25-09/03/08	KVPG41DK
			Dilution Factor: 1		Analysis Time..: 17:01	Analyst ID.....: 002260	
			Instrument ID..: I8				
Manganese	100	98.4	ug/L	98	SW846 6020	08/25-09/03/08	KVPG41DL
			Dilution Factor: 1		Analysis Time..: 17:01	Analyst ID.....: 002260	
			Instrument ID..: I8				

(Continued on next page)

LABORATORY CONTROL SAMPLE DATA REPORT

DISSOLVED Metals

Client Lot #...: 8H22130 **Matrix.....:** WATER

PARAMETER	SPIKE AMOUNT	MEASURED AMOUNT	UNITS	PERCNT RECVRY	METHOD	PREPARATION-ANALYSIS DATE	WORK ORDER #
Molybdenum	100	99.0	ug/L	99	SW846 6020	08/25-09/03/08	KVPG41DM
			Dilution Factor: 1		Analysis Time..: 17:01	Analyst ID.....: 002260	
			Instrument ID..: I8				
Nickel	100	106	ug/L	106	SW846 6020	08/25-09/03/08	KVPG41DN
			Dilution Factor: 1		Analysis Time..: 17:01	Analyst ID.....: 002260	
			Instrument ID..: I8				
Selenium	100	108	ug/L	108	SW846 6020	08/25-09/03/08	KVPG41DP
			Dilution Factor: 1		Analysis Time..: 17:01	Analyst ID.....: 002260	
			Instrument ID..: I8				
Silver	100	105	ug/L	105	SW846 6020	08/25-09/03/08	KVPG41DQ
			Dilution Factor: 1		Analysis Time..: 17:01	Analyst ID.....: 002260	
			Instrument ID..: I8				
Thallium	100	96.2	ug/L	96	SW846 6020	08/25-09/04/08	KVPG41DR
			Dilution Factor: 1		Analysis Time..: 10:24	Analyst ID.....: 001637	
			Instrument ID..: I8				
Vanadium	100	99.4	ug/L	99	SW846 6020	08/25-09/03/08	KVPG41DT
			Dilution Factor: 1		Analysis Time..: 17:01	Analyst ID.....: 002260	
			Instrument ID..: I8				
Zinc	100	111	ug/L	111	SW846 6020	08/25-09/03/08	KVPG41DU
			Dilution Factor: 1		Analysis Time..: 17:01	Analyst ID.....: 002260	
			Instrument ID..: I8				
Chromium	100	101	ug/L	101	SW846 6020	08/25-09/03/08	KVPG41DV
			Dilution Factor: 1		Analysis Time..: 17:01	Analyst ID.....: 002260	
			Instrument ID..: I8				
Calcium	1000	1100	ug/L	110	SW846 6020	08/25-09/03/08	KVPG41DW
			Dilution Factor: 1		Analysis Time..: 17:01	Analyst ID.....: 002260	
			Instrument ID..: I8				
Mercury	5.0	5.0	ug/L	100	SW846 7470A	08/25-08/27/08	KVPG41DX
			Dilution Factor: 1		Analysis Time..: 09:41	Analyst ID.....: 002260	
			Instrument ID..: H1				
Magnesium	1000	1120	ug/L	112	SW846 6020	08/25-09/03/08	KVPG41D2
			Dilution Factor: 1		Analysis Time..: 17:01	Analyst ID.....: 002260	
			Instrument ID..: I8				

(Continued on next page)

LABORATORY CONTROL SAMPLE DATA REPORT

DISSOLVED Metals

Client Lot #...: 8H22130 **Matrix.....:** WATER

PARAMETER	SPIKE AMOUNT	MEASURED AMOUNT	UNITS	PERCNT RECVRY	METHOD	PREPARATION-ANALYSIS DATE	WORK ORDER #
LCS Lot-Sample#: A8H270000-011 **Prep Batch #...:** 8240011							
Antimony	100	86.0	ug/L	86	SW846 6020	08/27-09/04/08	KVT8A1EN
			Dilution Factor: 1		Analysis Time..: 12:37	Analyst ID.....: 001637	
			Instrument ID..: I8				
Arsenic	100	87.0	ug/L	87	SW846 6020	08/27-09/04/08	KVT8A1EP
			Dilution Factor: 1		Analysis Time..: 12:37	Analyst ID.....: 001637	
			Instrument ID..: I8				
Barium	100	83.0	ug/L	83	SW846 6020	08/27-09/04/08	KVT8A1EQ
			Dilution Factor: 1		Analysis Time..: 12:37	Analyst ID.....: 001637	
			Instrument ID..: I8				
Beryllium	100	88.0	ug/L	88	SW846 6020	08/27-09/04/08	KVT8A1ER
			Dilution Factor: 1		Analysis Time..: 12:37	Analyst ID.....: 001637	
			Instrument ID..: I8				
Cadmium	100	91.0	ug/L	91	SW846 6020	08/27-09/04/08	KVT8A1ET
			Dilution Factor: 1		Analysis Time..: 12:37	Analyst ID.....: 001637	
			Instrument ID..: I8				
Cobalt	100	85.0	ug/L	85	SW846 6020	08/27-09/04/08	KVT8A1EU
			Dilution Factor: 1		Analysis Time..: 12:37	Analyst ID.....: 001637	
			Instrument ID..: I8				
Copper	100	92.0	ug/L	92	SW846 6020	08/27-09/04/08	KVT8A1EV
			Dilution Factor: 1		Analysis Time..: 12:37	Analyst ID.....: 001637	
			Instrument ID..: I8				
Iron	1000	970	ug/L	97	SW846 6020	08/27-09/04/08	KVT8A1EW
			Dilution Factor: 1		Analysis Time..: 12:37	Analyst ID.....: 001637	
			Instrument ID..: I8				
Lead	100	84.0	ug/L	84	SW846 6020	08/27-09/04/08	KVT8A1EX
			Dilution Factor: 1		Analysis Time..: 12:37	Analyst ID.....: 001637	
			Instrument ID..: I8				
Manganese	100	90.0	ug/L	90	SW846 6020	08/27-09/04/08	KVT8A1E0
			Dilution Factor: 1		Analysis Time..: 12:37	Analyst ID.....: 001637	
			Instrument ID..: I8				
Molybdenum	100	85.0	ug/L	85	SW846 6020	08/27-09/04/08	KVT8A1E1
			Dilution Factor: 1		Analysis Time..: 12:37	Analyst ID.....: 001637	
			Instrument ID..: I8				

(Continued on next page)

LABORATORY CONTROL SAMPLE DATA REPORT

DISSOLVED Metals

Client Lot #...: 8H22130 **Matrix.....:** WATER

PARAMETER	SPIKE AMOUNT	MEASURED AMOUNT	UNITS	PERCNT RECVRY	METHOD	PREPARATION-ANALYSIS DATE	WORK ORDER #
Nickel	100	91.0	ug/L	91	SW846 6020	08/27-09/04/08	KVT8A1E2
			Dilution Factor: 1		Analysis Time..: 12:37	Analyst ID.....: 001637	
			Instrument ID..: I8				
Silver	100	92.0	ug/L	92	SW846 6020	08/27-09/04/08	KVT8A1E4
			Dilution Factor: 1		Analysis Time..: 12:37	Analyst ID.....: 001637	
			Instrument ID..: I8				
Vanadium	100	85.0	ug/L	85	SW846 6020	08/27-09/04/08	KVT8A1E6
			Dilution Factor: 1		Analysis Time..: 12:37	Analyst ID.....: 001637	
			Instrument ID..: I8				
Zinc	100	100	ug/L	100	SW846 6020	08/27-09/04/08	KVT8A1E7
			Dilution Factor: 1		Analysis Time..: 12:37	Analyst ID.....: 001637	
			Instrument ID..: I8				
Chromium	100	86.0	ug/L	86	SW846 6020	08/27-09/04/08	KVT8A1E8
			Dilution Factor: 1		Analysis Time..: 12:37	Analyst ID.....: 001637	
			Instrument ID..: I8				
Magnesium	1000	1000	ug/L	102	SW846 6020	08/27-09/04/08	KVT8A1FG
			Dilution Factor: 1		Analysis Time..: 12:37	Analyst ID.....: 001637	
			Instrument ID..: I8				
Mercury	5.0	5.1	ug/L	102	SW846 7470A	08/27/08	KVT8A1E9
			Dilution Factor: 1		Analysis Time..: 16:22	Analyst ID.....: 002260	
			Instrument ID..: H1				

LCS Lot-Sample#: A8H280000-017 **Prep Batch #...:** 8241017

Antimony	100	98.0	ug/L	98	SW846 6020	08/28-08/30/08	KVXCD1FF
			Dilution Factor: 1		Analysis Time..: 04:41	Analyst ID.....: 002260	
			Instrument ID..: I8				
Arsenic	100	98.0	ug/L	98	SW846 6020	08/28-08/30/08	KVXCD1FG
			Dilution Factor: 1		Analysis Time..: 04:41	Analyst ID.....: 002260	
			Instrument ID..: I8				
Barium	100	99.0	ug/L	99	SW846 6020	08/28-08/30/08	KVXCD1FH
			Dilution Factor: 1		Analysis Time..: 04:41	Analyst ID.....: 002260	
			Instrument ID..: I8				
Beryllium	100	100	ug/L	100	SW846 6020	08/28-09/02/08	KVXCD1FJ
			Dilution Factor: 1		Analysis Time..: 22:17	Analyst ID.....: 001637	
			Instrument ID..: I8				

(Continued on next page)

LABORATORY CONTROL SAMPLE DATA REPORT

DISSOLVED Metals

Client Lot #...: 8H22130 **Matrix.....:** WATER

PARAMETER	SPIKE AMOUNT	MEASURED AMOUNT	UNITS	PERCNT RECVRY	METHOD	PREPARATION-ANALYSIS DATE	WORK ORDER #
Cadmium	100	100	ug/L	102	SW846 6020	08/28-08/30/08	KVXCD1FK
			Dilution Factor: 1		Analysis Time..: 04:41	Analyst ID.....: 002260	
			Instrument ID..: I8				
Cobalt	100	96.0	ug/L	96	SW846 6020	08/28-08/30/08	KVXCD1FL
			Dilution Factor: 1		Analysis Time..: 04:41	Analyst ID.....: 002260	
			Instrument ID..: I8				
Copper	100	100	ug/L	101	SW846 6020	08/28-08/30/08	KVXCD1FM
			Dilution Factor: 1		Analysis Time..: 04:41	Analyst ID.....: 002260	
			Instrument ID..: I8				
Iron	1000	1100	ug/L	114	SW846 6020	08/28-08/30/08	KVXCD1FN
			Dilution Factor: 1		Analysis Time..: 04:41	Analyst ID.....: 002260	
			Instrument ID..: I8				
Lead	100	99.0	ug/L	99	SW846 6020	08/28-08/30/08	KVXCD1FP
			Dilution Factor: 1		Analysis Time..: 04:41	Analyst ID.....: 002260	
			Instrument ID..: I8				
Manganese	100	98.0	ug/L	98	SW846 6020	08/28-09/03/08	KVXCD1FQ
			Dilution Factor: 1		Analysis Time..: 11:15	Analyst ID.....: 002260	
			Instrument ID..: I8				
Molybdenum	100	94.0	ug/L	94	SW846 6020	08/28-08/30/08	KVXCD1FR
			Dilution Factor: 1		Analysis Time..: 04:41	Analyst ID.....: 002260	
			Instrument ID..: I8				
Nickel	100	100	ug/L	100	SW846 6020	08/28-08/30/08	KVXCD1FT
			Dilution Factor: 1		Analysis Time..: 04:41	Analyst ID.....: 002260	
			Instrument ID..: I8				
Selenium	100	100	ug/L	104	SW846 6020	08/28-08/30/08	KVXCD1FU
			Dilution Factor: 1		Analysis Time..: 04:41	Analyst ID.....: 002260	
			Instrument ID..: I8				
Silver	100	100	ug/L	102	SW846 6020	08/28-08/30/08	KVXCD1FV
			Dilution Factor: 1		Analysis Time..: 04:41	Analyst ID.....: 002260	
			Instrument ID..: I8				
Thallium	100	100	ug/L	101	SW846 6020	08/28-08/30/08	KVXCD1FW
			Dilution Factor: 1		Analysis Time..: 04:41	Analyst ID.....: 002260	
			Instrument ID..: I8				

(Continued on next page)

LABORATORY CONTROL SAMPLE DATA REPORT

DISSOLVED Metals

Client Lot #...: 8H22130 **Matrix.....:** WATER

PARAMETER	SPIKE AMOUNT	MEASURED AMOUNT	UNITS	PERCNT RECVRY	METHOD	PREPARATION-ANALYSIS DATE	WORK ORDER #
Vanadium	100	96.0	ug/L	96	SW846 6020	08/28-08/30/08	KVXCD1FX
			Dilution Factor: 1		Analysis Time..: 04:41	Analyst ID.....: 002260	
			Instrument ID..: I8				
Zinc	100	110	ug/L	111	SW846 6020	08/28-08/30/08	KVXCD1F0
			Dilution Factor: 1		Analysis Time..: 04:41	Analyst ID.....: 002260	
			Instrument ID..: I8				
Chromium	100	99.0	ug/L	99	SW846 6020	08/28-08/30/08	KVXCD1F1
			Dilution Factor: 1		Analysis Time..: 04:41	Analyst ID.....: 002260	
			Instrument ID..: I8				
Calcium	1000	1200	ug/L	120	SW846 6020	08/28-08/30/08	KVXCD1F2
			Dilution Factor: 1		Analysis Time..: 04:41	Analyst ID.....: 002260	
			Instrument ID..: I8				
Magnesium	1000	1100	ug/L	114	SW846 6020	08/28-09/02/08	KVXCD1F3
			Dilution Factor: 1		Analysis Time..: 22:17	Analyst ID.....: 001637	
			Instrument ID..: I8				
Mercury	5.0	4.3	ug/L	85	SW846 7470A	08/28-08/29/08	KVXCD1ER
			Dilution Factor: 1		Analysis Time..: 12:11	Analyst ID.....: 001576	
			Instrument ID..: H4				
LCS Lot-Sample#: A8I080000-014 **Prep Batch #...:** 8252014							
Selenium	100	107	ug/L	107	SW846 6020	09/08/08	KWFFA1AM
			Dilution Factor: 1		Analysis Time..: 21:41	Analyst ID.....: 001637	
			Instrument ID..: I8				
Thallium	100	89.8	ug/L	90	SW846 6020	09/08/08	KWFFA1AN
			Dilution Factor: 1		Analysis Time..: 21:41	Analyst ID.....: 001637	
			Instrument ID..: I8				
Calcium	1000	1100	ug/L	110	SW846 6020	09/08/08	KWFFA1AP
			Dilution Factor: 1		Analysis Time..: 21:41	Analyst ID.....: 001637	
			Instrument ID..: I8				

NOTE(S):

Calculations are performed before rounding to avoid round-off errors in calculated results.

MATRIX SPIKE SAMPLE DATA REPORT

TOTAL Metals

Client Lot #...: 8H22130 **Matrix.....:** WG
Date Sampled...: 08/21/08 11:30 **Date Received..:** 08/22/08

PARAMETER	SAMPLE AMOUNT	SPIKE AMT	MEASURED AMOUNT	UNITS	PERCENT RECOVERY	METHOD	PREPARATION-ANALYSIS DATE	WORK ORDER #
MS Lot-Sample #: A8H220130-002 **Prep Batch #...:** 8238015								
Antimony	0.90	100	101	ug/L	100	SW846 6020	08/25-09/03/08	KVLF01DX
			Dilution Factor: 1		Analysis Time..: 17:05		Instrument ID..: I8	
			Analyst ID.....: 002260					
Arsenic	6.8	100	103	ug/L	96	SW846 6020	08/25-09/03/08	KVLF01D0
			Dilution Factor: 1		Analysis Time..: 17:05		Instrument ID..: I8	
			Analyst ID.....: 002260					
Barium	52.9	100	153	ug/L	100	SW846 6020	08/25-09/03/08	KVLF01D1
			Dilution Factor: 1		Analysis Time..: 17:05		Instrument ID..: I8	
			Analyst ID.....: 002260					
Beryllium	0.043	100	97.2	ug/L	97	SW846 6020	08/25-09/03/08	KVLF01D2
			Dilution Factor: 1		Analysis Time..: 17:05		Instrument ID..: I8	
			Analyst ID.....: 002260					
Cadmium	0.061	100	98.4	ug/L	98	SW846 6020	08/25-09/03/08	KVLF01D3
			Dilution Factor: 1		Analysis Time..: 17:05		Instrument ID..: I8	
			Analyst ID.....: 002260					
Chromium	1.1	100	96.3	ug/L	95	SW846 6020	08/25-09/03/08	KVLF01EH
			Dilution Factor: 1		Analysis Time..: 17:05		Instrument ID..: I8	
			Analyst ID.....: 002260					
Cobalt	6.4	100	97.3	ug/L	91	SW846 6020	08/25-09/03/08	KVLF01D4
			Dilution Factor: 1		Analysis Time..: 17:05		Instrument ID..: I8	
			Analyst ID.....: 002260					
Copper	0.45	100	92.1	ug/L	92	SW846 6020	08/25-09/03/08	KVLF01D5
			Dilution Factor: 1		Analysis Time..: 17:05		Instrument ID..: I8	
			Analyst ID.....: 002260					
Iron	275000	1000	268000	ug/L		SW846 6020	08/25-09/03/08	KVLF01D6
			Qualifiers: NC,MSB					
			Dilution Factor: 1		Analysis Time..: 17:05		Instrument ID..: I8	
			Analyst ID.....: 002260					
Lead	0.28	100	102	ug/L	102	SW846 6020	08/25-09/03/08	KVLF01D7
			Dilution Factor: 1		Analysis Time..: 17:05		Instrument ID..: I8	
			Analyst ID.....: 002260					

(Continued on next page)

MATRIX SPIKE SAMPLE DATA REPORT

TOTAL Metals

Client Lot #...: 8H22130 **Matrix.....:** WG
Date Sampled...: 08/21/08 11:30 **Date Received..:** 08/22/08

PARAMETER	SAMPLE AMOUNT	SPIKE AMT	MEASURED AMOUNT	UNITS	PERCENT RECOVERY	METHOD	PREPARATION-ANALYSIS DATE	WORK ORDER #
Manganese	2240	100	2330	ug/L		SW846 6020	08/25-09/03/08	KVLF01D8
			Qualifiers: NC,MSB					
			Dilution Factor: 1		Analysis Time..: 17:05		Instrument ID..: I8	
			Analyst ID.....: 002260					
Molybdenum	1.0	100	99.2	ug/L	98	SW846 6020	08/25-09/03/08	KVLF01D9
			Dilution Factor: 1		Analysis Time..: 17:05		Instrument ID..: I8	
			Analyst ID.....: 002260					
Nickel	2.5	100	95.0	ug/L	93	SW846 6020	08/25-09/03/08	KVLF01EA
			Dilution Factor: 1		Analysis Time..: 17:05		Instrument ID..: I8	
			Analyst ID.....: 002260					
Selenium	1.0	100	106	ug/L	105	SW846 6020	08/25-09/03/08	KVLF01EC
			Dilution Factor: 1		Analysis Time..: 17:05		Instrument ID..: I8	
			Analyst ID.....: 002260					
Silver	0.025	100	96.1	ug/L	96	SW846 6020	08/25-09/03/08	KVLF01ED
			Dilution Factor: 1		Analysis Time..: 17:05		Instrument ID..: I8	
			Analyst ID.....: 002260					
Thallium	0.12	100	101	ug/L	100	SW846 6020	08/25-09/04/08	KVLF01EE
			Dilution Factor: 1		Analysis Time..: 10:30		Instrument ID..: I8	
			Analyst ID.....: 001637					
Vanadium	1.0	100	96.9	ug/L	96	SW846 6020	08/25-09/03/08	KVLF01EF
			Dilution Factor: 1		Analysis Time..: 17:05		Instrument ID..: I8	
			Analyst ID.....: 002260					
Zinc	4.0	100	100	ug/L	96	SW846 6020	08/25-09/03/08	KVLF01EG
			Dilution Factor: 1		Analysis Time..: 17:05		Instrument ID..: I8	
			Analyst ID.....: 002260					
Mercury	ND	1.0	0.75	ug/L	75	SW846 7470A	08/25-08/27/08	KVLF01EK
			Dilution Factor: 1		Analysis Time..: 09:43		Instrument ID..: H1	
			Analyst ID.....: 002260					

NOTE(S):

Calculations are performed before rounding to avoid round-off errors in calculated results.

NC The recovery and/or RPD were not calculated.

MSB The recovery and RPD were not calculated because the sample amount was greater than four times the spike amount.

MATRIX SPIKE SAMPLE DATA REPORT

TOTAL Metals

Client Lot #...: 8H22130 **Matrix.....:** WATER
Date Sampled...: 08/21/08 11:30 **Date Received..:** 08/22/08

PARAMETER	SAMPLE AMOUNT	SPIKE AMT	MEASURED AMOUNT	UNITS	PERCENT RECOVERY	METHOD	PREPARATION-ANALYSIS DATE	WORK ORDER #
MS Lot-Sample #: A8H220130-002 **Prep Batch #...:** 8238015								
Calcium	101000	1000	99300	ug/L		SW846 6020	08/25-09/03/08	KVLF01FA
			Qualifiers: NC,MSB					
			Dilution Factor: 1		Analysis Time..: 17:05		Instrument ID..: I8	
			Analyst ID.....: 002260					
Magnesium	46400	1000	46100	ug/L		SW846 6020	08/25-09/03/08	KVLF01FD
			Qualifiers: NC,MSB					
			Dilution Factor: 1		Analysis Time..: 17:05		Instrument ID..: I8	
			Analyst ID.....: 002260					

NOTE(S):

Calculations are performed before rounding to avoid round-off errors in calculated results.

NC The recovery and/or RPD were not calculated.

MSB The recovery and RPD were not calculated because the sample amount was greater than four times the spike amount.

MATRIX SPIKE SAMPLE DATA REPORT

TOTAL Metals

Client Lot #...: 8H22130 **Matrix.....:** WG
Date Sampled...: 08/26/08 10:37 **Date Received..:** 08/27/08

PARAMETER	SAMPLE AMOUNT	SPIKE AMT	MEASURED AMOUNT	UNITS	PERCENT RECOVERY	METHOD	PREPARATION-ANALYSIS DATE	WORK ORDER #
MS Lot-Sample #: A8H270116-002 **Prep Batch #...:** 8241017								
Antimony	0.49	100	88.0	ug/L	87	SW846 6020	08/28-08/30/08	KVVGX1D6
			Dilution Factor: 1			Analysis Time..: 05:28	Instrument ID..: I8	
			Analyst ID.....: 002260					
Arsenic	14.0	100	97.7	ug/L	84	SW846 6020	08/28-08/30/08	KVVGX1D7
			Dilution Factor: 1			Analysis Time..: 05:28	Instrument ID..: I8	
			Analyst ID.....: 002260					
Barium	15.9	100	107	ug/L	91	SW846 6020	08/28-08/30/08	KVVGX1D8
			Dilution Factor: 1			Analysis Time..: 05:28	Instrument ID..: I8	
			Analyst ID.....: 002260					
Beryllium	2.4	100	90.1	ug/L	88	SW846 6020	08/28-09/02/08	KVVGX1D9
			Dilution Factor: 1			Analysis Time..: 22:24	Instrument ID..: I8	
			Analyst ID.....: 001637					
Cadmium	23.3	100	111	ug/L	88	SW846 6020	08/28-08/30/08	KVVGX1EA
			Dilution Factor: 1			Analysis Time..: 05:28	Instrument ID..: I8	
			Analyst ID.....: 002260					
Calcium	76700	1000	77700	ug/L		SW846 6020	08/28-08/30/08	KVVGX1ER
			Qualifiers: NC,MSB					
			Dilution Factor: 1			Analysis Time..: 05:28	Instrument ID..: I8	
			Analyst ID.....: 002260					
Chromium	11.9	100	94.4	ug/L	82	SW846 6020	08/28-08/30/08	KVVGX1EQ
			Dilution Factor: 1			Analysis Time..: 05:28	Instrument ID..: I8	
			Analyst ID.....: 002260					
Cobalt	74.5	100	154	ug/L	80	SW846 6020	08/28-08/30/08	KVVGX1EC
			Dilution Factor: 1			Analysis Time..: 05:28	Instrument ID..: I8	
			Analyst ID.....: 002260					
Copper	214	100	292	ug/L	78	SW846 6020	08/28-08/30/08	KVVGX1ED
			Dilution Factor: 1			Analysis Time..: 05:28	Instrument ID..: I8	
			Analyst ID.....: 002260					
Iron	32600	1000	33500	ug/L		SW846 6020	08/28-08/30/08	KVVGX1EE
			Qualifiers: NC,MSB					
			Dilution Factor: 1			Analysis Time..: 05:28	Instrument ID..: I8	
			Analyst ID.....: 002260					

(Continued on next page)

MATRIX SPIKE SAMPLE DATA REPORT

TOTAL Metals

Client Lot #...: 8H22130 **Matrix.....:** WG
Date Sampled...: 08/26/08 10:37 **Date Received..:** 08/27/08

PARAMETER	SAMPLE AMOUNT	SPIKE AMT	MEASURED AMOUNT	UNITS	PERCENT RECOVERY	METHOD	PREPARATION-ANALYSIS DATE	WORK ORDER #
Lead	19.6	100	110	ug/L	90	SW846 6020	08/28-08/30/08	KVVGX1EF
			Dilution Factor: 1		Analysis Time..: 05:28		Instrument ID..: I8	
			Analyst ID.....: 002260					
Magnesium	43800	1000	43200	ug/L		SW846 6020	08/28-09/02/08	KVVGX1ET
			Qualifiers: NC,MSB					
			Dilution Factor: 1		Analysis Time..: 22:24		Instrument ID..: I8	
			Analyst ID.....: 001637					
Manganese	2580	100	2660	ug/L		SW846 6020	08/28-09/03/08	KVVGX1EG
			Qualifiers: NC,MSB					
			Dilution Factor: 1		Analysis Time..: 11:22		Instrument ID..: I8	
			Analyst ID.....: 002260					
Molybdenum	0.82	100	83.9	ug/L	83	SW846 6020	08/28-08/30/08	KVVGX1EH
			Dilution Factor: 1		Analysis Time..: 05:28		Instrument ID..: I8	
			Analyst ID.....: 002260					
Nickel	65.2	100	144	ug/L	79	SW846 6020	08/28-08/30/08	KVVGX1EJ
			Dilution Factor: 1		Analysis Time..: 05:28		Instrument ID..: I8	
			Analyst ID.....: 002260					
Selenium	30.5	100	118	ug/L	88	SW846 6020	08/28-08/30/08	KVVGX1EK
			Dilution Factor: 1		Analysis Time..: 05:28		Instrument ID..: I8	
			Analyst ID.....: 002260					
Silver	ND	100	83.6	ug/L	84	SW846 6020	08/28-08/30/08	KVVGX1EL
			Dilution Factor: 1		Analysis Time..: 05:28		Instrument ID..: I8	
			Analyst ID.....: 002260					
Thallium	0.24	100	93.9	ug/L	94	SW846 6020	08/28-08/30/08	KVVGX1EM
			Dilution Factor: 1		Analysis Time..: 05:28		Instrument ID..: I8	
			Analyst ID.....: 002260					
Vanadium	4.9	100	88.4	ug/L	83	SW846 6020	08/28-08/30/08	KVVGX1EN
			Dilution Factor: 1		Analysis Time..: 05:28		Instrument ID..: I8	
			Analyst ID.....: 002260					
Zinc	328	100	416	ug/L	88	SW846 6020	08/28-08/30/08	KVVGX1EP
			Dilution Factor: 1		Analysis Time..: 05:28		Instrument ID..: I8	
			Analyst ID.....: 002260					

(Continued on next page)

MATRIX SPIKE SAMPLE DATA REPORT

TOTAL Metals

Client Lot #...: 8H22130 **Matrix.....:** WG
Date Sampled...: 08/26/08 10:37 **Date Received..:** 08/27/08

PARAMETER	SAMPLE AMOUNT	SPIKE AMT	MEASURED AMOUNT	UNITS	PERCENT RECOVERY	METHOD	PREPARATION-ANALYSIS DATE	WORK ORDER #
Mercury	ND	1.0	1.1	ug/L	110	SW846 7470A	08/28-08/29/08	KVVGX1D5

Dilution Factor: 1 Analysis Time..: 12:13 Instrument ID..: H4
Analyst ID.....: 001576

NOTE(S):

Calculations are performed before rounding to avoid round-off errors in calculated results.

NC The recovery and/or RPD were not calculated.

MSB The recovery and RPD were not calculated because the sample amount was greater than four times the spike amount.

MATRIX SPIKE SAMPLE DATA REPORT

TOTAL Metals

Client Lot #...: 8H22130 **Matrix.....:** WG
Date Sampled...: 08/25/08 10:57 **Date Received..:** 08/26/08

PARAMETER	SAMPLE AMOUNT	SPIKE AMT	MEASURED AMOUNT	UNITS	PERCENT RECOVERY	METHOD	PREPARATION-ANALYSIS DATE	WORK ORDER #
MS Lot-Sample #: A8H260119-002 **Prep Batch #...:** 8240011								
Antimony	0.53	100	85.9	ug/L	85	SW846 6020	08/27-09/04/08	KVRA61CT
			Dilution Factor: 1		Analysis Time..: 12:43		Instrument ID..: I8	
			Analyst ID.....: 001637					
Arsenic	41.7	100	122 N	ug/L	80	SW846 6020	08/27-09/04/08	KVRA61CU
			Dilution Factor: 1		Analysis Time..: 12:43		Instrument ID..: I8	
			Analyst ID.....: 001637					
Barium	21.5	100	108	ug/L	86	SW846 6020	08/27-09/04/08	KVRA61CV
			Dilution Factor: 1		Analysis Time..: 12:43		Instrument ID..: I8	
			Analyst ID.....: 001637					
Beryllium	9.3	100	93.7	ug/L	84	SW846 6020	08/27-09/04/08	KVRA61CW
			Dilution Factor: 1		Analysis Time..: 12:43		Instrument ID..: I8	
			Analyst ID.....: 001637					
Cadmium	56.6	100	144	ug/L	87	SW846 6020	08/27-09/04/08	KVRA61CX
			Dilution Factor: 1		Analysis Time..: 12:43		Instrument ID..: I8	
			Analyst ID.....: 001637					
Chromium	70.3	100	149	ug/L	79	SW846 6020	08/27-09/04/08	KVRA61DD
			Dilution Factor: 1		Analysis Time..: 12:43		Instrument ID..: I8	
			Analyst ID.....: 001637					
Cobalt	140	100	215	ug/L	74	SW846 6020	08/27-09/04/08	KVRA61C0
			Dilution Factor: 1		Analysis Time..: 12:43		Instrument ID..: I8	
			Analyst ID.....: 001637					
Copper	142	100	217	ug/L	76	SW846 6020	08/27-09/04/08	KVRA61C1
			Dilution Factor: 1		Analysis Time..: 12:43		Instrument ID..: I8	
			Analyst ID.....: 001637					
Iron	10200	1000	11000	ug/L		SW846 6020	08/27-09/04/08	KVRA61C2
			Qualifiers: NC,MSB					
			Dilution Factor: 1		Analysis Time..: 12:43		Instrument ID..: I8	
			Analyst ID.....: 001637					
Lead	13.5	100	99.8	ug/L	86	SW846 6020	08/27-09/04/08	KVRA61C3
			Dilution Factor: 1		Analysis Time..: 12:43		Instrument ID..: I8	
			Analyst ID.....: 001637					

(Continued on next page)

MATRIX SPIKE SAMPLE DATA REPORT

TOTAL Metals

Client Lot #...: 8H22130 **Matrix.....:** WG
Date Sampled...: 08/25/08 10:57 **Date Received..:** 08/26/08

PARAMETER	SAMPLE AMOUNT	SPIKE AMT	MEASURED AMOUNT	UNITS	PERCENT RECOVERY	METHOD	PREPARATION-ANALYSIS DATE	WORK ORDER #
Magnesium	72200	1000	73100	ug/L		SW846 6020	08/27-09/04/08	KVRA61EE
			Qualifiers: NC,MSB					
			Dilution Factor: 1		Analysis Time..: 12:43		Instrument ID..: I8	
			Analyst ID.....: 001637					
Manganese	6820	100	7090	ug/L		SW846 6020	08/27-09/04/08	KVRA61C4
			Qualifiers: NC,MSB					
			Dilution Factor: 1		Analysis Time..: 12:43		Instrument ID..: I8	
			Analyst ID.....: 001637					
Molybdenum	2.2	100	86.2	ug/L	84	SW846 6020	08/27-09/04/08	KVRA61C5
			Dilution Factor: 1		Analysis Time..: 12:43		Instrument ID..: I8	
			Analyst ID.....: 001637					
Nickel	113	100	190	ug/L	77	SW846 6020	08/27-09/04/08	KVRA61C6
			Dilution Factor: 1		Analysis Time..: 12:43		Instrument ID..: I8	
			Analyst ID.....: 001637					
Silver	0.35	100	84.0	ug/L	84	SW846 6020	08/27-09/04/08	KVRA61C8
			Dilution Factor: 1		Analysis Time..: 12:43		Instrument ID..: I8	
			Analyst ID.....: 001637					
Vanadium	66.9	100	147	ug/L	80	SW846 6020	08/27-09/04/08	KVRA61DA
			Dilution Factor: 1		Analysis Time..: 12:43		Instrument ID..: I8	
			Analyst ID.....: 001637					
Zinc	419	100	495	ug/L		SW846 6020	08/27-09/04/08	KVRA61DC
			Qualifiers: NC,MSB					
			Dilution Factor: 1		Analysis Time..: 12:43		Instrument ID..: I8	
			Analyst ID.....: 001637					
Mercury	0.17	1.0	1.0	ug/L	87	SW846 7470A	08/27/08	KVRA61DE
			Dilution Factor: 1		Analysis Time..: 16:27		Instrument ID..: H1	
			Analyst ID.....: 002260					
MS Lot-Sample #: A8H260119-002 **Prep Batch #...:** 8252014								
Selenium	30.4	100	118	ug/L	87	SW846 6020	09/08/08	KVRA61EH
			Dilution Factor: 1		Analysis Time..: 21:48		Instrument ID..: I8	
			Analyst ID.....: 001637					
Thallium	0.50	100	83.5	ug/L	83	SW846 6020	09/08/08	KVRA61EJ
			Dilution Factor: 1		Analysis Time..: 21:48		Instrument ID..: I8	
			Analyst ID.....: 001637					

(Continued on next page)

MATRIX SPIKE SAMPLE DATA REPORT

TOTAL Metals

Client Lot #...: 8H22130 **Matrix.....:** WG
Date Sampled...: 08/25/08 10:57 **Date Received..:** 08/26/08

PARAMETER	SAMPLE AMOUNT	SPIKE AMT	MEASURED AMOUNT	UNITS	PERCENT RECOVERY	METHOD	PREPARATION-ANALYSIS DATE	WORK ORDER #
Calcium	115000	1000	118000	ug/L		SW846 6020	09/08/08	KVRA61EK

Qualifiers: NC,MSB
Dilution Factor: 1 Analysis Time..: 21:48 Instrument ID..: I8
Analyst ID.....: 001637

NOTE(S):

Calculations are performed before rounding to avoid round-off errors in calculated results.

NC The recovery and/or RPD were not calculated.

MSB The recovery and RPD were not calculated because the sample amount was greater than four times the spike amount.

N Spiked analyte recovery is outside stated control limits.

SAMPLE DUPLICATE EVALUATION REPORT

Metals

Client Lot #...: A8H220130 **Work Order #...:** KVLF0-SMP KVLF0-DUP **Matrix.....:** WG

Date Sampled...: 08/21/08 11:30 **Date Received..:** 08/22/08

PARAM	RESULT	DUPLICATE RESULT	UNITS	RPD	RPD LIMIT	METHOD	PREPARATION-ANALYSIS DATE	PREP BATCH #
Silver						SD Lot-Sample #: A8H220130-002		
	0.025 B	ND	ug/L	200	(0-20)	SW846 6020	08/25-09/03/08	8238015
		Dilution Factor: 1				Analysis Time..: 17:05	Analyst ID.....: 002260	
		Instrument ID..: I8						
Arsenic						SD Lot-Sample #: A8H220130-002		
	6.8	6.5	ug/L	4.4	(0-20)	SW846 6020	08/25-09/03/08	8238015
		Dilution Factor: 1				Analysis Time..: 17:05	Analyst ID.....: 002260	
		Instrument ID..: I8						
Barium						SD Lot-Sample #: A8H220130-002		
	52.9 J	53.3	ug/L	0.75	(0-20)	SW846 6020	08/25-09/03/08	8238015
		Dilution Factor: 1				Analysis Time..: 17:05	Analyst ID.....: 002260	
		Instrument ID..: I8						
Beryllium						SD Lot-Sample #: A8H220130-002		
	0.043 B	0.019 B	ug/L	77	(0-20)	SW846 6020	08/25-09/03/08	8238015
		Dilution Factor: 1				Analysis Time..: 17:05	Analyst ID.....: 002260	
		Instrument ID..: I8						
Cadmium						SD Lot-Sample #: A8H220130-002		
	0.061 B	0.017 B	ug/L	113	(0-20)	SW846 6020	08/25-09/03/08	8238015
		Dilution Factor: 1				Analysis Time..: 17:05	Analyst ID.....: 002260	
		Instrument ID..: I8						
Cobalt						SD Lot-Sample #: A8H220130-002		
	6.4 J	6.6	ug/L	1.8	(0-20)	SW846 6020	08/25-09/03/08	8238015
		Dilution Factor: 1				Analysis Time..: 17:05	Analyst ID.....: 002260	
		Instrument ID..: I8						
Chromium						SD Lot-Sample #: A8H220130-002		
	1.1 B,J	1.0 B	ug/L	7.9	(0-20)	SW846 6020	08/25-09/03/08	8238015
		Dilution Factor: 1				Analysis Time..: 17:05	Analyst ID.....: 002260	
		Instrument ID..: I8						
Copper						SD Lot-Sample #: A8H220130-002		
	0.45 B,J	0.46 B	ug/L	1.5	(0-20)	SW846 6020	08/25-09/03/08	8238015
		Dilution Factor: 1				Analysis Time..: 17:05	Analyst ID.....: 002260	
		Instrument ID..: I8						
Iron						SD Lot-Sample #: A8H220130-002		
	275000 J	282000	ug/L	2.4	(0-20)	SW846 6020	08/25-09/03/08	8238015
		Dilution Factor: 1				Analysis Time..: 17:05	Analyst ID.....: 002260	
		Instrument ID..: I8						

(Continued on next page)

SAMPLE DUPLICATE EVALUATION REPORT

Metals

Lot-Sample #...: A8H220130-000 **Work Order #...:** KVLF0-SMP KVLF0-DUP **Matrix.....:** WG

PARAM	RESULT	DUPLICATE RESULT	UNITS	RPD	RPD LIMIT	METHOD	PREPARATION-ANALYSIS DATE	PREP BATCH #
Manganese						SD Lot-Sample #: A8H220130-002		
	2240 J	2330	ug/L	4.0	(0-20)	SW846 6020	08/25-09/03/08	8238015
			Dilution Factor: 1			Analysis Time..: 17:05	Analyst ID.....: 002260	
			Instrument ID..: I8					
Molybdenum						SD Lot-Sample #: A8H220130-002		
	1.0 B	0.14 B	ug/L	154	(0-20)	SW846 6020	08/25-09/03/08	8238015
			Dilution Factor: 1			Analysis Time..: 17:05	Analyst ID.....: 002260	
			Instrument ID..: I8					
Nickel						SD Lot-Sample #: A8H220130-002		
	2.5 J	2.3	ug/L	7.3	(0-20)	SW846 6020	08/25-09/03/08	8238015
			Dilution Factor: 1			Analysis Time..: 17:05	Analyst ID.....: 002260	
			Instrument ID..: I8					
Lead						SD Lot-Sample #: A8H220130-002		
	0.28 B,J	0.26 B	ug/L	8.8	(0-20)	SW846 6020	08/25-09/03/08	8238015
			Dilution Factor: 1			Analysis Time..: 17:05	Analyst ID.....: 002260	
			Instrument ID..: I8					
Antimony						SD Lot-Sample #: A8H220130-002		
	0.90 B	0.23 B	ug/L	118	(0-20)	SW846 6020	08/25-09/03/08	8238015
			Dilution Factor: 1			Analysis Time..: 17:05	Analyst ID.....: 002260	
			Instrument ID..: I8					
Selenium						SD Lot-Sample #: A8H220130-002		
	1.0 B	0.82 B	ug/L	21	(0-20)	SW846 6020	08/25-09/03/08	8238015
			Dilution Factor: 1			Analysis Time..: 17:05	Analyst ID.....: 002260	
			Instrument ID..: I8					
Thallium						SD Lot-Sample #: A8H220130-002		
	0.12 B	ND	ug/L	200	(0-20)	SW846 6020	08/25-09/04/08	8238015
			Dilution Factor: 1			Analysis Time..: 10:30	Analyst ID.....: 001637	
			Instrument ID..: I8					
Vanadium						SD Lot-Sample #: A8H220130-002		
	1.0 B	1.0 B	ug/L	0.49	(0-20)	SW846 6020	08/25-09/03/08	8238015
			Dilution Factor: 1			Analysis Time..: 17:05	Analyst ID.....: 002260	
			Instrument ID..: I8					
Zinc						SD Lot-Sample #: A8H220130-002		
	4.0 B,J	3.8 B	ug/L	4.7	(0-20)	SW846 6020	08/25-09/03/08	8238015
			Dilution Factor: 1			Analysis Time..: 17:05	Analyst ID.....: 002260	
			Instrument ID..: I8					

(Continued on next page)

SAMPLE DUPLICATE EVALUATION REPORT

Metals

Lot-Sample #...: A8H220130-000 **Work Order #...:** KVLF0-SMP KVLF0-DUP **Matrix.....:** WG

PARAM	RESULT	DUPLICATE RESULT	UNITS	RPD	RPD LIMIT	METHOD	PREPARATION-ANALYSIS DATE	PREP BATCH #
Mercury						SD Lot-Sample #: A8H220130-002		
	ND	ND	ug/L	0	(0-20)	SW846 7470A	08/25-08/27/08	8238015

Dilution Factor: 1 Analysis Time..: 09:43 Analyst ID.....: 002260
Instrument ID..: H1

NOTE(S):

Calculations are performed before rounding to avoid round-off errors in calculated results.

B Estimated result. Result is less than RL.

J Method blank contamination. The associated method blank contains the target analyte at a reportable level.

SAMPLE DUPLICATE EVALUATION REPORT

Metals

Client Lot #...: A8H220130 **Work Order #...:** KVRA6-SMP KVRA6-DUP **Matrix.....:** WG

Date Sampled...: 08/25/08 10:57 **Date Received..:** 08/26/08

PARAM	RESULT	DUPLICATE RESULT	UNITS	RPD	RPD LIMIT	METHOD	PREPARATION-ANALYSIS DATE	PREP BATCH #
Magnesium						SD Lot-Sample #: A8H260119-002		
	72200 J	73000	ug/L	1.0	(0-20)	SW846 6020	08/27-09/04/08	8240011
			Dilution Factor: 1			Analysis Time..: 12:43	Analyst ID.....: 001637	
			Instrument ID..: I8					
Silver						SD Lot-Sample #: A8H260119-002		
	0.35 B	0.35 B	ug/L	0.57	(0-20)	SW846 6020	08/27-09/04/08	8240011
			Dilution Factor: 1			Analysis Time..: 12:43	Analyst ID.....: 001637	
			Instrument ID..: I8					
Arsenic						SD Lot-Sample #: A8H260119-002		
	41.7	41.9	ug/L	0.48	(0-20)	SW846 6020	08/27-09/04/08	8240011
			Dilution Factor: 1			Analysis Time..: 12:43	Analyst ID.....: 001637	
			Instrument ID..: I8					
Barium						SD Lot-Sample #: A8H260119-002		
	21.5 J	21.1	ug/L	1.9	(0-20)	SW846 6020	08/27-09/04/08	8240011
			Dilution Factor: 1			Analysis Time..: 12:43	Analyst ID.....: 001637	
			Instrument ID..: I8					
Beryllium						SD Lot-Sample #: A8H260119-002		
	9.3	9.4	ug/L	1.0	(0-20)	SW846 6020	08/27-09/04/08	8240011
			Dilution Factor: 1			Analysis Time..: 12:43	Analyst ID.....: 001637	
			Instrument ID..: I8					
Cadmium						SD Lot-Sample #: A8H260119-002		
	56.6	57.4	ug/L	1.3	(0-20)	SW846 6020	08/27-09/04/08	8240011
			Dilution Factor: 1			Analysis Time..: 12:43	Analyst ID.....: 001637	
			Instrument ID..: I8					
Cobalt						SD Lot-Sample #: A8H260119-002		
	140	141	ug/L	0.43	(0-20)	SW846 6020	08/27-09/04/08	8240011
			Dilution Factor: 1			Analysis Time..: 12:43	Analyst ID.....: 001637	
			Instrument ID..: I8					
Chromium						SD Lot-Sample #: A8H260119-002		
	70.3 J	71.7	ug/L	2.0	(0-20)	SW846 6020	08/27-09/04/08	8240011
			Dilution Factor: 1			Analysis Time..: 12:43	Analyst ID.....: 001637	
			Instrument ID..: I8					
Copper						SD Lot-Sample #: A8H260119-002		
	142 J	142	ug/L	0.42	(0-20)	SW846 6020	08/27-09/04/08	8240011
			Dilution Factor: 1			Analysis Time..: 12:43	Analyst ID.....: 001637	
			Instrument ID..: I8					

(Continued on next page)

SAMPLE DUPLICATE EVALUATION REPORT

Metals

Lot-Sample #...: A8H220130-000 **Work Order #...:** KVRA6-SMP KVRA6-DUP **Matrix.....:** WG

PARAM	RESULT	DUPLICATE RESULT	UNITS	RPD	RPD LIMIT	METHOD	PREPARATION-ANALYSIS DATE	PREP BATCH #
Iron						SD Lot-Sample #: A8H260119-002		
	10200 J	10400	ug/L	1.6	(0-20)	SW846 6020	08/27-09/04/08	8240011
		Dilution Factor: 1				Analysis Time..: 12:43	Analyst ID.....: 001637	
		Instrument ID..: I8						
Manganese						SD Lot-Sample #: A8H260119-002		
	6820 J	6950	ug/L	1.8	(0-20)	SW846 6020	08/27-09/04/08	8240011
		Dilution Factor: 1				Analysis Time..: 12:43	Analyst ID.....: 001637	
		Instrument ID..: I8						
Molybdenum						SD Lot-Sample #: A8H260119-002		
	2.2	2.1	ug/L	6.6	(0-20)	SW846 6020	08/27-09/04/08	8240011
		Dilution Factor: 1				Analysis Time..: 12:43	Analyst ID.....: 001637	
		Instrument ID..: I8						
Nickel						SD Lot-Sample #: A8H260119-002		
	113	113	ug/L	0.35	(0-20)	SW846 6020	08/27-09/04/08	8240011
		Dilution Factor: 1				Analysis Time..: 12:43	Analyst ID.....: 001637	
		Instrument ID..: I8						
Lead						SD Lot-Sample #: A8H260119-002		
	13.5 J	13.5	ug/L	0.074	(0-20)	SW846 6020	08/27-09/04/08	8240011
		Dilution Factor: 1				Analysis Time..: 12:43	Analyst ID.....: 001637	
		Instrument ID..: I8						
Antimony						SD Lot-Sample #: A8H260119-002		
	0.53 B	0.46 B	ug/L	14	(0-20)	SW846 6020	08/27-09/04/08	8240011
		Dilution Factor: 1				Analysis Time..: 12:43	Analyst ID.....: 001637	
		Instrument ID..: I8						
Selenium						SD Lot-Sample #: A8H260119-002		
	30.4	29.2	ug/L	4.1	(0-20)	SW846 6020	09/08/08	8252014
		Dilution Factor: 1				Analysis Time..: 21:48	Analyst ID.....: 001637	
		Instrument ID..: I8						
Thallium						SD Lot-Sample #: A8H260119-002		
	0.50 B	0.26 B	ug/L	63	(0-20)	SW846 6020	09/08/08	8252014
		Dilution Factor: 1				Analysis Time..: 21:48	Analyst ID.....: 001637	
		Instrument ID..: I8						
Vanadium						SD Lot-Sample #: A8H260119-002		
	66.9	67.3	ug/L	0.48	(0-20)	SW846 6020	08/27-09/04/08	8240011
		Dilution Factor: 1				Analysis Time..: 12:43	Analyst ID.....: 001637	
		Instrument ID..: I8						

(Continued on next page)

SAMPLE DUPLICATE EVALUATION REPORT

Metals

Lot-Sample #...: A8H220130-000 **Work Order #...:** KVRA6-SMP KVRA6-DUP **Matrix.....:** WG

PARAM	RESULT	DUPLICATE RESULT	UNITS	RPD	RPD LIMIT	METHOD	PREPARATION-ANALYSIS DATE	PREP BATCH #
Zinc						SD Lot-Sample #: A8H260119-002		
	419 J	419	ug/L	0.024	(0-20)	SW846 6020	08/27-09/04/08	8240011
			Dilution Factor: 1			Analysis Time..: 12:43	Analyst ID.....: 001637	
			Instrument ID..: I8					
Calcium						SD Lot-Sample #: A8H260119-002		
	115000 J	111000	ug/L	3.5	(0-20)	SW846 6020	09/08/08	8252014
			Dilution Factor: 1			Analysis Time..: 21:48	Analyst ID.....: 001637	
			Instrument ID..: I8					
Mercury						SD Lot-Sample #: A8H260119-002		
	0.17 B,J	0.16 B	ug/L	5.8	(0-20)	SW846 7470A	08/27/08	8240011
			Dilution Factor: 1			Analysis Time..: 16:27	Analyst ID.....: 002260	
			Instrument ID..: H1					

NOTE(S):

Calculations are performed before rounding to avoid round-off errors in calculated results.

J Method blank contamination. The associated method blank contains the target analyte at a reportable level.

B Estimated result. Result is less than RL.

SAMPLE DUPLICATE EVALUATION REPORT

Metals

Client Lot #...: A8H220130 **Work Order #...:** KVVGX-SMP KVVGX-DUP **Matrix.....:** WG

Date Sampled...: 08/26/08 10:37 **Date Received..:** 08/27/08

PARAM	RESULT	DUPLICATE RESULT	UNITS	RPD	RPD LIMIT	METHOD	PREPARATION-ANALYSIS DATE	PREP BATCH #
Silver						SD Lot-Sample #: A8H270116-002		
	ND	ND	ug/L	0	(0-20)	SW846 6020	08/28-08/30/08	8241017
			Dilution Factor: 1			Analysis Time..: 05:28	Analyst ID.....: 002260	
			Instrument ID..: I8					
Arsenic						SD Lot-Sample #: A8H270116-002		
	14.0	13.3	ug/L	5.6	(0-20)	SW846 6020	08/28-08/30/08	8241017
			Dilution Factor: 1			Analysis Time..: 05:28	Analyst ID.....: 002260	
			Instrument ID..: I8					
Barium						SD Lot-Sample #: A8H270116-002		
	15.9 J	16.0	ug/L	0.63	(0-20)	SW846 6020	08/28-08/30/08	8241017
			Dilution Factor: 1			Analysis Time..: 05:28	Analyst ID.....: 002260	
			Instrument ID..: I8					
Beryllium						SD Lot-Sample #: A8H270116-002		
	2.4	2.2	ug/L	8.7	(0-20)	SW846 6020	08/28-09/02/08	8241017
			Dilution Factor: 1			Analysis Time..: 22:24	Analyst ID.....: 001637	
			Instrument ID..: I8					
Calcium						SD Lot-Sample #: A8H270116-002		
	76700 J	75300	ug/L	1.7	(0-20)	SW846 6020	08/28-08/30/08	8241017
			Dilution Factor: 1			Analysis Time..: 05:28	Analyst ID.....: 002260	
			Instrument ID..: I8					
Cadmium						SD Lot-Sample #: A8H270116-002		
	23.3 J	22.8	ug/L	2.4	(0-20)	SW846 6020	08/28-08/30/08	8241017
			Dilution Factor: 1			Analysis Time..: 05:28	Analyst ID.....: 002260	
			Instrument ID..: I8					
Cobalt						SD Lot-Sample #: A8H270116-002		
	74.5	73.3	ug/L	1.7	(0-20)	SW846 6020	08/28-08/30/08	8241017
			Dilution Factor: 1			Analysis Time..: 05:28	Analyst ID.....: 002260	
			Instrument ID..: I8					
Chromium						SD Lot-Sample #: A8H270116-002		
	11.9 J	11.3	ug/L	4.7	(0-20)	SW846 6020	08/28-08/30/08	8241017
			Dilution Factor: 1			Analysis Time..: 05:28	Analyst ID.....: 002260	
			Instrument ID..: I8					
Copper						SD Lot-Sample #: A8H270116-002		
	214 J	210	ug/L	2.0	(0-20)	SW846 6020	08/28-08/30/08	8241017
			Dilution Factor: 1			Analysis Time..: 05:28	Analyst ID.....: 002260	
			Instrument ID..: I8					

(Continued on next page)

SAMPLE DUPLICATE EVALUATION REPORT

Metals

Lot-Sample #...: A8H220130-000 **Work Order #...:** KVVGX-SMP KVVGX-DUP **Matrix.....:** WG

PARAM	RESULT	DUPLICATE RESULT	UNITS	RPD	RPD LIMIT	METHOD	PREPARATION-ANALYSIS DATE	PREP BATCH #
Iron						SD Lot-Sample #: A8H270116-002		
	32600 J	31900	ug/L	2.0	(0-20)	SW846 6020	08/28-08/30/08	8241017
		Dilution Factor: 1				Analysis Time..: 05:28	Analyst ID.....: 002260	
		Instrument ID..: I8						
Magnesium						SD Lot-Sample #: A8H270116-002		
	43800 J	42000	ug/L	4.2	(0-20)	SW846 6020	08/28-09/02/08	8241017
		Dilution Factor: 1				Analysis Time..: 22:24	Analyst ID.....: 001637	
		Instrument ID..: I8						
Manganese						SD Lot-Sample #: A8H270116-002		
	2580 J	2490	ug/L	3.6	(0-20)	SW846 6020	08/28-09/03/08	8241017
		Dilution Factor: 1				Analysis Time..: 11:22	Analyst ID.....: 002260	
		Instrument ID..: I8						
Molybdenum						SD Lot-Sample #: A8H270116-002		
	0.82 B	1.1 B	ug/L	31	(0-20)	SW846 6020	08/28-08/30/08	8241017
		Dilution Factor: 1				Analysis Time..: 05:28	Analyst ID.....: 002260	
		Instrument ID..: I8						
Nickel						SD Lot-Sample #: A8H270116-002		
	65.2 J	63.8	ug/L	2.2	(0-20)	SW846 6020	08/28-08/30/08	8241017
		Dilution Factor: 1				Analysis Time..: 05:28	Analyst ID.....: 002260	
		Instrument ID..: I8						
Lead						SD Lot-Sample #: A8H270116-002		
	19.6 J	19.2	ug/L	1.6	(0-20)	SW846 6020	08/28-08/30/08	8241017
		Dilution Factor: 1				Analysis Time..: 05:28	Analyst ID.....: 002260	
		Instrument ID..: I8						
Antimony						SD Lot-Sample #: A8H270116-002		
	0.49 B	0.52 B	ug/L	5.5	(0-20)	SW846 6020	08/28-08/30/08	8241017
		Dilution Factor: 1				Analysis Time..: 05:28	Analyst ID.....: 002260	
		Instrument ID..: I8						
Selenium						SD Lot-Sample #: A8H270116-002		
	30.5	29.8	ug/L	2.3	(0-20)	SW846 6020	08/28-08/30/08	8241017
		Dilution Factor: 1				Analysis Time..: 05:28	Analyst ID.....: 002260	
		Instrument ID..: I8						
Thallium						SD Lot-Sample #: A8H270116-002		
	0.24 B,J	0.21 B,J	ug/L	12	(0-20)	SW846 6020	08/28-08/30/08	8241017
		Dilution Factor: 1				Analysis Time..: 05:28	Analyst ID.....: 002260	
		Instrument ID..: I8						

(Continued on next page)

SAMPLE DUPLICATE EVALUATION REPORT

Metals

Lot-Sample #...: A8H220130-000 **Work Order #...:** KVVGX-SMP KVVGX-DUP **Matrix.....:** WG

PARAM	RESULT	DUPLICATE RESULT	UNITS	RPD	RPD LIMIT	METHOD	PREPARATION-ANALYSIS DATE	PREP BATCH #
Vanadium						SD Lot-Sample #: A8H270116-002		
	4.9 B	5.0 B	ug/L	1.5	(0-20)	SW846 6020	08/28-08/30/08	8241017
		Dilution Factor: 1				Analysis Time..: 05:28	Analyst ID.....: 002260	
		Instrument ID..: I8						
Zinc						SD Lot-Sample #: A8H270116-002		
	328 J	328	ug/L	0.030	(0-20)	SW846 6020	08/28-08/30/08	8241017
		Dilution Factor: 1				Analysis Time..: 05:28	Analyst ID.....: 002260	
		Instrument ID..: I8						
Mercury						SD Lot-Sample #: A8H270116-002		
	ND	ND	ug/L	0	(0-20)	SW846 7470A	08/28-08/29/08	8241017
		Dilution Factor: 1				Analysis Time..: 12:13	Analyst ID.....: 001576	
		Instrument ID..: H4						

NOTE(S):

Calculations are performed before rounding to avoid round-off errors in calculated results.

J Method blank contamination. The associated method blank contains the target analyte at a reportable level.

B Estimated result. Result is less than RL.

TestAmerica North Canton

Metals Data Reporting Form

Serial Dilution RPD Report

Serial Dilution Sample ID: KVNXVFL

Original Sample ID: KVNXVF **Client ID:** DMW-9S-082208

Matrix: Water **Units:** ug/L **Prep Date:** 08/25/08 **Prep Batch:** 8238015

Weight: NA **Volume:** NA **Percent Moisture:** NA

Element	WL/ Mass	OS Conc	Q	Serial Dilution Conc	Q	Percent Diff	OS DF	Ser Dil DF	Instr	OS Anal Date	OS Anal Time	Ser Dil Anal Date	Ser Dil Anal Time
Antimony	121	0.059	B	0.18	U		1	5	ICPMS	09/03/08	18:24	09/03/08	18:28
Arsenic	75	1.9	B	2.1	B		1	5	ICPMS	09/03/08	18:24	09/03/08	18:28
Barium	137	110		114		3.5	1	5	ICPMS	09/03/08	18:24	09/03/08	18:28
Beryllium	9	0.066	B	0.060	U		1	5	ICPMS	09/03/08	18:24	09/03/08	18:28
Cadmium	111	0.0061	U	0.030	U		1	5	ICPMS	09/03/08	18:24	09/03/08	18:28
Calcium	43	81000		83200			1	5	ICPMS	09/03/08	18:24	09/03/08	18:28
Chromium	52	1.4	B	3.4	B		1	5	ICPMS	09/03/08	18:24	09/03/08	18:28
Cobalt	59	0.15	B	0.20	B		1	5	ICPMS	09/03/08	18:24	09/03/08	18:28
Copper	65	0.12	B	4.7	B		1	5	ICPMS	09/03/08	18:24	09/03/08	18:28
Iron	56	32900		33000		0.1	1	5	ICPMS	09/04/08	12:24	09/04/08	12:29
Lead	208	0.060	B	0.20	B		1	5	ICPMS	09/03/08	18:24	09/03/08	18:28
Magnesium	25	46500		48700			1	5	ICPMS	09/03/08	18:24	09/03/08	18:28
Manganese	55	3740		3860		3.2	1	5	ICPMS	09/03/08	18:24	09/03/08	18:28
Molybdenum	95	0.12	U	0.60	U		1	5	ICPMS	09/03/08	18:24	09/03/08	18:28
Nickel	60	0.22	B	1.7	B		1	5	ICPMS	09/03/08	18:24	09/03/08	18:28
Selenium	78	1.3	B	1.1	B		1	5	ICPMS	09/03/08	18:24	09/03/08	18:28
Silver	107	0.0026	U	0.013	U		1	5	ICPMS	09/03/08	18:24	09/03/08	18:28
Thallium	205	0.11	U	0.55	U		1	5	ICPMS	09/04/08	12:24	09/04/08	12:29
Vanadium	51	9.3	B	9.6	B		1	5	ICPMS	09/03/08	18:24	09/03/08	18:28
Zinc	66	3.1	B	12.0	B		1	5	ICPMS	09/03/08	18:24	09/03/08	18:28

Comments:

E Serial dilution percent difference not within limits

U Result is less than the IDL

B Result is between IDL and RL

Form 9 Equivalent

TestAmerica North Canton

Metals Data Reporting Form

Instrument Detection Limits

Instrument: CVAA-H1 **Units:** ppb

Element	Wavelength	Reporting Limit	IDL	Date of IDL
Mercury	253.700	0.2	0.10	01/23/08

TestAmerica North Canton

Metals Data Reporting Form

Instrument Detection Limits

Instrument: CVAA-H4 **Units:** ppb

Element	Wavelength	Reporting Limit	IDL	Date of IDL
Mercury	253.700	0.2	0.10	11/07/07

TestAmerica North Canton

Metals Data Reporting Form

Instrument Detection Limits

Instrument: ICPMS **Units:** ppb

Element	Mass	Reporting Limit	IDL	Date of IDL
Antimony	121	2.0	0.035	06/12/08
Arsenic	75	5.0	0.13	06/12/08
Barium	137	1.0	0.014	06/12/08
Beryllium	9	1.0	0.012	06/12/08
Cadmium	111	1.0	0.0061	06/12/08
Calcium	43	1000.0	6.3	06/12/08
Chromium	52	2.0	0.069	06/12/08
Cobalt	59	1.0	0.0041	06/12/08
Copper	65	2.0	0.051	06/12/08
Iron	56	50.0	1.1	06/12/08
Lead	208	1.0	0.018	06/12/08
Magnesium	25	1000.0	2.2	06/12/08
Manganese	55	1.0	0.027	06/12/08
Molybdenum	95	2.0	0.12	06/12/08
Nickel	60	2.0	0.053	06/12/08
Selenium	78	5.0	0.14	06/12/08
Silver	107	1.0	0.0026	06/12/08
Thallium	205	1.0	0.11	06/12/08
Vanadium	51	20.0	0.46	06/12/08
Zinc	66	20.0	0.20	06/12/08

TestAmerica North Canton

Metals Data Reporting Form

Linear Dynamic Ranges

Instrument: ICPMS **Units:** ppb

Element	Wavelength /Mass	Linear Range	Date of Linear Range
Antimony	121.00	1000	10/02/07
Arsenic	75.00	10000	10/02/07
Barium	137.00	10000	10/02/07
Beryllium	9.00	10000	10/02/07
Cadmium	111.00	10000	10/02/07
Calcium	43.00	500000	10/02/07
Chromium	52.00	10000	10/02/07
Cobalt	59.00	10000	10/02/07
Copper	65.00	10000	10/02/07
Iron	56.00	500000	10/02/07
Lead	208.00	10000	10/02/07
Magnesium	25.00	350000	10/02/07
Manganese	55.00	10000	10/02/07
Molybdenum	95.00	10000	10/02/07
Nickel	60.00	10000	10/02/07
Selenium	78.00	10000	10/02/07
Silver	107.00	10000	10/02/07
Thallium	205.00	10000	10/02/07
Vanadium	51.00	10000	10/02/07
Zinc	66.00	10000	10/02/07

Batch Number: **8238015**

TestAmerica Laboratories, Inc.
Metals Prep Log/ Batch Summary

Prepared By: Lisa McGall (e-Signature)

Prep Date: 08/25/08
Due Date: 09/05/08

Lot	Work Order			ICP Weight	ICPMS Weight	Hg Weight
A8H250000 Water	KVPG4	B	Due Date: SDG:		50 mL	100 mL
A8H250000 Water	KVPG4	C	Due Date: SDG:		50 mL	100 mL
A8H220130 Water	KVLF0 Dissolved		Due Date: 09/05/08 SDG: 8H22130		50 mL	100 mL
A8H220130 Water	KVLF0 Total		Due Date: 09/05/08 SDG: 8H22130		50 mL	100 mL
A8H220130 Water	KVLF0 Total	S	Due Date: 09/05/08 SDG: 8H22130		50 mL	100 mL
A8H220130 Water	KVLF0 Total	X	Due Date: 09/05/08 SDG: 8H22130		50 mL	100 mL
A8H220130 Water	KVLF9 Dissolved		Due Date: 09/05/08 SDG: 8H22130		50 mL	100 mL
A8H220130 Water	KVLF9 Total		Due Date: 09/05/08 SDG: 8H22130		50 mL	100 mL
A8H220130 Water	KVLGG Dissolved		Due Date: 09/05/08 SDG: 8H22130		50 mL	100 mL
A8H220130 Water	KVLGG Total		Due Date: 09/05/08 SDG: 8H22130		50 mL	100 mL
A8H220130 Water	KVLGM Dissolved		Due Date: 09/05/08 SDG: 8H22130		50 mL	100 mL
A8H220130 Water	KVLGM Total		Due Date: 09/05/08 SDG: 8H22130		50 mL	100 mL
A8H220130 Water	KVLHC Dissolved		Due Date: 09/05/08 SDG: 8H22130		50 mL	100 mL
A8H220130 Water	KVLHC Total		Due Date: 09/05/08 SDG: 8H22130		50 mL	100 mL
A8H230142 Water	KVNXF Dissolved		Due Date: 09/05/08 SDG: 8H22130		50 mL	100 mL
A8H230142 Water	KVNXF Total		Due Date: 09/05/08 SDG: 8H22130		50 mL	100 mL
A8H230142 Water	KVNXT Dissolved		Due Date: 09/05/08 SDG: 8H22130		50 mL	100 mL
A8H230142 Water	KVNXT Total		Due Date: 09/05/08 SDG: 8H22130		50 mL	100 mL
A8H230142 Water	KVNXV Dissolved		Due Date: 09/05/08 SDG: 8H22130		50 mL	100 mL
A8H230142 Water	KVNXV Total		Due Date: 09/05/08 SDG: 8H22130		50 mL	100 mL

Batch Number: **8238015**

TestAmerica Laboratories, Inc.
Metals Prep Log/ Batch Summary

Prepared By:
Lisa McGall
(e-Signature)

Prep Date: 08/25/08
Due Date: 09/05/08

Lot	Work Order	ICP Weight	ICPMS Weight	Hg Weight
	LEVEL 2			
	BLANK AND CHECK STANDARD ON BATCH	X		
	MS/MSD AND PDS ON BATCH	X		
	CORRECT SPIKES ADDED	X		
	SPIKING SOLUTIONS DOCUMENTED ON BATCH LOG	X		

Comments:

B-BLANK; C-CHECK SAMPLE; L-CHECK SAMPLE DUPLICATE; P-SERIAL DILUTION; S-MATRIX SPIKE SAMPLE; D-MATRIX SPIKE DUPLICATE SAMPLE

ICPMS ELEMENTS WITHIN THE BATCH:

AG AS BA BE CA CD CO CR CU FE MN MO NI PB SB SE TL VX ZN

Matrix Spike Information:

KVLF0	Hg	ICPMS-1	ICPMS-2

Check Sample Information:

KVPG4	Hg	ICPMS-1	ICPMS-2

Prep Method(s): SW846 3005A, SW846 7470A

Batch Number: **8240011**

TestAmerica Laboratories, Inc.
Metals Prep Log/ Batch Summary

Prepared By: Lisa McGall (e-Signature)

Prep Date: 08/27/08
Due Date: 09/08/08

Lot	Work Order			ICP Weight	ICPMS Weight	Hg Weight
A8H270000 Water	KVT8A	B	Due Date: SDG:	50 mL	50 mL	100 mL
A8H270000 Water	KVT8A	C	Due Date: SDG:	50 mL	50 mL	100 mL
A8H260127 Water	KVRDG Total		Due Date: 09/08/08 SDG:			100 mL
A8H260127 Water	KVRDJ Total		Due Date: 09/08/08 SDG:			100 mL
A8H260127 Water	KVRDK Total		Due Date: 09/08/08 SDG:			100 mL
A8H260127 Water	KVRDL Total		Due Date: 09/08/08 SDG:			100 mL
A8H260119 Water	KVRA6 Dissolved		Due Date: 09/09/08 SDG: 8H22130		50 mL	100 mL
A8H260119 Water	KVRA6 Total		Due Date: 09/09/08 SDG: 8H22130		50 mL	100 mL
A8H260119 Water	KVRA6 Total	S	Due Date: 09/09/08 SDG: 8H22130		50 mL	100 mL
A8H260119 Water	KVRA6 Total	X	Due Date: 09/09/08 SDG: 8H22130		50 mL	100 mL
A8H260119 Water	KVRA7 Dissolved		Due Date: 09/09/08 SDG: 8H22130		50 mL	100 mL
A8H260119 Water	KVRA7 Total		Due Date: 09/09/08 SDG: 8H22130		50 mL	100 mL
A8H260119 Water	KVRCD Dissolved		Due Date: 09/09/08 SDG: 8H22130		50 mL	100 mL
A8H260119 Water	KVRCD Total		Due Date: 09/09/08 SDG: 8H22130		50 mL	100 mL
A8H260119 Water	KVRCG Dissolved		Due Date: 09/09/08 SDG: 8H22130		50 mL	100 mL
A8H260119 Water	KVRCG Total		Due Date: 09/09/08 SDG: 8H22130		50 mL	100 mL
A8H260119 Water	KVRCJ Dissolved		Due Date: 09/09/08 SDG: 8H22130		50 mL	100 mL
A8H260119 Water	KVRCJ Total		Due Date: 09/09/08 SDG: 8H22130		50 mL	100 mL
A8H260147 Water	KVRHQ Total		Due Date: 09/09/08 SDG: 8H26147	50 mL	50 mL	100 mL
A8H260147 Water	KVRHQ Total	S	Due Date: 09/09/08 SDG: 8H26147	50 mL	50 mL	100 mL
A8H260147 Water	KVRHQ Total	D	Due Date: 09/09/08 SDG: 8H26147	50 mL	50 mL	100 mL
A8H260147 Water	KVRHX Total		Due Date: 09/09/08 SDG: 8H26147	50 mL	50 mL	100 mL

1/2 prep - Hg only - Lim. Qty.

Batch Number: **8240011**

TestAmerica Laboratories, Inc.
Metals Prep Log/ Batch Summary

Prepared By:
Lisa McGall
(e-Signature)

Prep Date: 08/27/08
Due Date: 09/08/08

Lot	Work Order		ICP Weight	ICPMS Weight	Hg Weight
A8H260147	KVRH0	Due Date: 09/09/08	50 mL	50 mL	100 mL
Water	Total	SDG: 8H26147			

LEVEL 2

BLANK AND CHECK STANDARD ON BATCH	X
MS/MSD AND PDS ON BATCH	X
CORRECT SPIKES ADDED	X
SPIKING SOLUTIONS DOCUMENTED ON BATCH LOG	X

Comments:

B-BLANK; C-CHECK SAMPLE; L-CHECK SAMPLE DUPLICATE; P-SERIAL DILUTION; S-MATRIX SPIKE SAMPLE; D-MATRIX SPIKE DUPLICATE SAMPLE

ICP ELEMENTS WITHIN THE BATCH:

AG AL AS BA BE CA CD CO CR CU FE KX MG MN NA NI PB SB SE VX ZN

ICPMS ELEMENTS WITHIN THE BATCH:

AG AS BA BE CD CO CR CU FE MN MO NI PB SB SE TL VX ZN

Matrix Spike Information:

KVRA6			Hg		ICPMS-1	ICPMS-2

Matrix Spike Information:

KVRHQ	ICP-1	ICP-2A	Hg	Ag	ICPMS-1	

Check Sample Information:

KVT8A	ICP-1	ICP-2A	Hg	Ag	ICPMS-1	ICPMS-2

Prep Method(s): SW846 3005A, SW846 7470A

Batch Number: 8241017

TestAmerica Laboratories, Inc.
Metals Prep Log/ Batch Summary

Prepared By: Lisa McGall (e-Signature)

Prep Date: 08/28/08
Due Date: 09/03/08

Lot	Work Order			ICP Weight	ICPMS Weight	Hg Weight
A8H280000 Water	KVXCD	B	Due Date: SDG:	50 mL	50 mL	100 mL
A8H280000 Water	KVXCD	C	Due Date: SDG:	50 mL	50 mL	100 mL
A8H270122 Water	KVVJP Total		Due Date: 09/03/08 SDG:	50 mL	50 mL	
A8H270110 Water	KVVF3 Total		Due Date: 09/10/08 SDG: 8H26147	50 mL	50 mL	100 mL
A8H270110 Water	KVVF3 Total	S	Due Date: 09/10/08 SDG: 8H26147	50 mL	50 mL	100 mL
A8H270110 Water	KVVF3 Total	D	Due Date: 09/10/08 SDG: 8H26147	50 mL	50 mL	100 mL
A8H270110 Water	KVVGF Total		Due Date: 09/10/08 SDG: 8H26147	50 mL	50 mL	100 mL
A8H270110 Water	KVVGG Total		Due Date: 09/10/08 SDG: 8H26147	50 mL	50 mL	100 mL
A8H270110 Water	KVVGH Total		Due Date: 09/10/08 SDG: 8H26147	50 mL	50 mL	100 mL
A8H270110 Water	KVVGJ Total		Due Date: 09/10/08 SDG: 8H26147	50 mL	50 mL	100 mL
A8H270116 Water	KVVGX Dissolved		Due Date: 09/10/08 SDG: 8H22130		50 mL	100 mL
A8H270116 Water	KVVGX Total		Due Date: 09/10/08 SDG: 8H22130		50 mL	100 mL
A8H270116 Water	KVVGX Total	S	Due Date: 09/10/08 SDG: 8H22130		50 mL	100 mL
A8H270116 Water	KVVGX Total	X	Due Date: 09/10/08 SDG: 8H22130		50 mL	100 mL
A8H270116 Water	KVVG4 Dissolved		Due Date: 09/10/08 SDG: 8H22130		50 mL	100 mL
A8H270116 Water	KVVG4 Total		Due Date: 09/10/08 SDG: 8H22130		50 mL	100 mL
A8H270116 Water	KVVG6 Dissolved		Due Date: 09/10/08 SDG: 8H22130		50 mL	100 mL
A8H270116 Water	KVVG6 Total		Due Date: 09/10/08 SDG: 8H22130		50 mL	100 mL
A8H270134 Water	KVVKV Dissolved		Due Date: 09/10/08 SDG:		50 mL	
A8H270134 Water	KVVKV Dissolved	S	Due Date: 09/10/08 SDG:		50 mL	
A8H270134 Water	KVVKV Dissolved	D	Due Date: 09/10/08 SDG:		50 mL	
A8H270134 Water	KVVKV Total		Due Date: 09/10/08 SDG:		50 mL	

1/2 prep - Hg only - Lim. Qty.

Batch Number: 8241017

TestAmerica Laboratories, Inc.
Metals Prep Log/ Batch Summary

Prepared By: Lisa McGall (e-Signature)

Prep Date: 08/28/08
Due Date: 09/03/08

Lot	Work Order			ICP Weight	ICPMS Weight	Hg Weight
A8H270134 Water	KVVKV Total	S	Due Date: 09/10/08 SDG:		50 mL	
A8H270134 Water	KVVKV Total	D	Due Date: 09/10/08 SDG:		50 mL	
A8H270134 Water	KVVK6 Dissolved		Due Date: 09/10/08 SDG:		50 mL	
A8H270134 Water	KVVK6 Total		Due Date: 09/10/08 SDG:		50 mL	

LEVEL 2

BLANK AND CHECK STANDARD ON BATCH	X
MS/MSD AND PDS ON BATCH	X
CORRECT SPIKES ADDED	X
SPIKING SOLUTIONS DOCUMENTED ON BATCH LOG	X

Comments:

B-BLANK; C-CHECK SAMPLE; L-CHECK SAMPLE DUPLICATE; P-SERIAL DILUTION; S-MATRIX SPIKE SAMPLE; D-MATRIX SPIKE DUPLICATE SAMPLE

ICP ELEMENTS WITHIN THE BATCH:

AG AL AS BA BE CA CD CO CR CU FE KX MG MN NA NI PB SB SE VX ZN

ICPMS ELEMENTS WITHIN THE BATCH:

AG AS BA BE CA CD CO CR CU FE MG MN MO NI PB SB SE TL VX ZN

Matrix Spike Information:

KVVGX			Hg		ICPMS-1	ICPMS-2

Matrix Spike Information:

KVVKV					ICPMS-1	ICPMS-2

Matrix Spike Information:

KVVF3	ICP-1	ICP-2A	Hg	Ag	ICPMS-1	

Check Sample Information:

KVXCD	ICP-1	ICP-2A	Hg	Ag	ICPMS-1	ICPMS-2

Prep Method(s): MCAWW 200.7, MCAWW 200.8, SW846 3005A, SW846 7470A

Batch Number: 8252014

TestAmerica Laboratories, Inc.
Metals Prep Log/ Batch Summary

Prepared By: Lisa McGall (e-Signature)

Prep Date: 09/08/08
Due Date: 09/09/08

Lot	Work Order			ICP Weight	ICPMS Weight	Hg Weight
A8I080000 Water	KWFFA	B	Due Date: SDG:		50 mL	
A8I080000 Water	KWFFA	C	Due Date: SDG:		50 mL	
A8H260119 Water	KVRA6 Dissolved		Due Date: 09/09/08 SDG: 8H22130		50 mL	
A8H260119 Water	KVRA6 Total		Due Date: 09/09/08 SDG: 8H22130		50 mL	
A8H260119 Water	KVRA6 Total	S	Due Date: 09/09/08 SDG: 8H22130		50 mL	
A8H260119 Water	KVRA6 Total	X	Due Date: 09/09/08 SDG: 8H22130		50 mL	
A8H260119 Water	KVRA7 Dissolved		Due Date: 09/09/08 SDG: 8H22130		50 mL	
A8H260119 Water	KVRA7 Total		Due Date: 09/09/08 SDG: 8H22130		50 mL	
A8H260119 Water	KVRCD Dissolved		Due Date: 09/09/08 SDG: 8H22130		50 mL	
A8H260119 Water	KVRCD Total		Due Date: 09/09/08 SDG: 8H22130		50 mL	
A8H260119 Water	KVRCG Dissolved		Due Date: 09/09/08 SDG: 8H22130		50 mL	
A8H260119 Water	KVRCG Total		Due Date: 09/09/08 SDG: 8H22130		50 mL	
A8H260119 Water	KVRCJ Dissolved		Due Date: 09/09/08 SDG: 8H22130		50 mL	
A8H260119 Water	KVRCJ Total		Due Date: 09/09/08 SDG: 8H22130		50 mL	
A8H260147 Water	KVRHQ Total		Due Date: 09/09/08 SDG: 8H26147		50 mL	
A8H260147 Water	KVRHQ Total	S	Due Date: 09/09/08 SDG: 8H26147		50 mL	
A8H260147 Water	KVRHQ Total	D	Due Date: 09/09/08 SDG: 8H26147		50 mL	
A8H260147 Water	KVRHX Total		Due Date: 09/09/08 SDG: 8H26147		50 mL	
A8H260147 Water	KVRH0 Total		Due Date: 09/09/08 SDG: 8H26147		50 mL	

Batch Number: **8252014**

TestAmerica Laboratories, Inc.
Metals Prep Log/ Batch Summary

Prepared By:
Lisa McGall
(e-Signature)

Prep Date: 09/08/08
Due Date: 09/09/08

Lot	Work Order	ICP Weight	ICPMS Weight	Hg Weight
	LEVEL 2			
	BLANK AND CHECK STANDARD ON BATCH	X		
	MS/MSD AND PDS ON BATCH	X		
	CORRECT SPIKES ADDED	X		
	SPIKING SOLUTIONS DOCUMENTED ON BATCH LOG	X		

Comments:

B-BLANK; C-CHECK SAMPLE; L-CHECK SAMPLE DUPLICATE; P-SERIAL DILUTION; S-MATRIX SPIKE SAMPLE; D-MATRIX SPIKE DUPLICATE SAMPLE

ICPMS ELEMENTS WITHIN THE BATCH:

CA SE TL

Matrix Spike Information:
KVRHQ ICPMS-1

Matrix Spike Information:
KVRA6 ICPMS-1 ICPMS-2

Check Sample Information:
KWFFA ICPMS-1 ICPMS-2

Prep Method(s): SW846 3005A

: Instrument Upload Run Log - Page 1 :
: Started Thu Aug 28 05:32:35 2008 by DAVIESB :
: Data File: UPL$CAN_DATA_ROOT:<LHC>HG10827A.PRN;1 :

#	WorkOrder	Dilution	Date	Time	Batch	Lot	Instrument
1	STD1REP1	1	27-AUG-2008	07:39:50			H1
2	STD2REP1	1	27-AUG-2008	07:41:10			H1
3	STD3REP1	1	27-AUG-2008	07:42:45			H1
4	STD4REP1	1	27-AUG-2008	07:43:55			H1
5	STD5REP1	1	27-AUG-2008	07:45:01			H1
6	STD6REP1	1	27-AUG-2008	07:46:12			H1
7	CK5ICV	1	27-AUG-2008	07:47:36			H1
8	CK4ICB	1	27-AUG-2008	07:48:47			H1
9	CK3CRA\MRL	1	27-AUG-2008	07:49:53			H1
10	CK2CCV	1	27-AUG-2008	08:04:28			H1
11	CK1CCB	1	27-AUG-2008	08:05:37			H1
12	KVPHFC	1	27-AUG-2008	08:06:43	8238020	A8H250000	H1
13	KVK3HC	1	27-AUG-2008	08:07:51			H1
14	CK2CCV	1	27-AUG-2008	08:09:17			H1
15	CK1CCB	1	27-AUG-2008	08:10:26			H1
16	CK2CCV	1	27-AUG-2008	08:39:36			H1
17	CK1CCB	1	27-AUG-2008	08:40:43			H1
18	ZZZZ	1	27-AUG-2008	08:41:49			H1
19	ZZZZ	1	27-AUG-2008	08:43:04			H1
20	ZZZZ	1	27-AUG-2008	08:44:27			H1
21	KVP25B	1	27-AUG-2008	08:45:35	8239011	A8H250000	H1
22	KVQ1RB	1	27-AUG-2008	08:46:40	8239011	A8H260000	H1
23	KVQ1RC	1	27-AUG-2008	08:47:51	8239011	A8H260000	H1
24	KVL96	1	27-AUG-2008	08:48:57	8239011	A8H220218	H1
25	KVL96S	1	27-AUG-2008	08:50:04	8239011	A8H220218	H1
26	KVL96D	1	27-AUG-2008	08:51:11	8239011	A8H220218	H1
27	KVQ1PB	1	27-AUG-2008	08:52:27	8239010	A8H260000	H1
28	CK2CCV	1	27-AUG-2008	08:53:58			H1
29	CK1CCB	1	27-AUG-2008	08:55:05			H1
30	KVQ1PC	1	27-AUG-2008	08:56:12	8239010	A8H260000	H1
31	KVPRC	1	27-AUG-2008	08:57:22	8239010	A8H250112	H1
32	KVPRCS	1	27-AUG-2008	08:58:29	8239010	A8H250112	H1
33	KVPRCD	1	27-AUG-2008	08:59:44	8239010	A8H250112	H1
34	KVPRH	1	27-AUG-2008	09:00:53	8239010	A8H250112	H1
35	KVPRG	1	27-AUG-2008	09:01:58	8239010	A8H250112	H1
36	KVPRE	1	27-AUG-2008	09:03:07	8239010	A8H250112	H1
37	KVPRN	1	27-AUG-2008	09:04:25	8239010	A8H250112	H1
38	KVP0R	1	27-AUG-2008	09:05:33	8239010	A8H250124	H1
39	KVP01	1	27-AUG-2008	09:06:39	8239010	A8H250124	H1
40	CK2CCV	1	27-AUG-2008	09:07:44			H1
41	CK1CCB	1	27-AUG-2008	09:08:51			H1
42	KVPRL	1	27-AUG-2008	09:09:57	8239010	A8H250112	H1
43	KVPRJ	1	27-AUG-2008	09:11:01	8239010	A8H250112	H1
44	KVPRK	1	27-AUG-2008	09:12:30	8239010	A8H250112	H1

(continued)

#	WorkOrder	Dilution	Date	Time	Batch	Lot	Instrument
45	KVK3KB	1	27-AUG-2008	09:13:34	8235014	A8H220000	H1
46	KVK3KC	1	27-AUG-2008	09:14:51	8235014	A8H220000	H1
47	KVHVL	1	27-AUG-2008	09:15:59	8235014	8H19109	H1
48	KVHVLF	1	27-AUG-2008	09:17:29	8235014	8H19109	H1
49	KVHVLX	1	27-AUG-2008	09:18:35	8235014	8H19109	H1
50	KVHVLS	1	27-AUG-2008	09:19:41	8235014	8H19109	H1
51	KVHV2	1	27-AUG-2008	09:20:47	8235014	8H19109	H1
52	CK2CCV	1	27-AUG-2008	09:21:52			H1
53	CK1CCB	1	27-AUG-2008	09:23:13			H1
54	KVHV2F	1	27-AUG-2008	09:24:19	8235014	8H19109	H1
55	KVHV1	1	27-AUG-2008	09:25:47	8235014	8H19109	H1
56	KVHV1F	1	27-AUG-2008	09:26:52	8235014	8H19109	H1
57	KVHV0	1	27-AUG-2008	09:27:56	8235014	8H19109	H1
58	KVHV0F	1	27-AUG-2008	09:29:03	8235014	8H19109	H1
59	KVPG8B	1	27-AUG-2008	09:30:08			H1
60	KVPG8C	1	27-AUG-2008	09:31:14			H1
61	KVMEK	1	27-AUG-2008	09:32:33			H1
62	KVMEKS	1	27-AUG-2008	09:33:50			H1
63	KVMEKD	1	27-AUG-2008	09:34:56			H1
64	CK2CCV	1	27-AUG-2008	09:36:11			H1
65	CK1CCB	1	27-AUG-2008	09:37:26			H1
66	KVMFHF	1	27-AUG-2008	09:38:33			H1
67	KVMFHFS	1	27-AUG-2008	09:39:44			H1
68	KVPG4B	1	27-AUG-2008	09:40:49	8238015	A8H250000	H1
69	KVPG4C	1	27-AUG-2008	09:41:54	8238015	A8H250000	H1
70	KVLF0	1	27-AUG-2008	09:43:12	8238015	8H22130	H1
71	KVLF0F	1	27-AUG-2008	09:44:17	8238015	8H22130	H1
72	KVLF0X	1	27-AUG-2008	09:45:26	8238015	8H22130	H1
73	KVLF0S	1	27-AUG-2008	09:46:34	8238015	8H22130	H1
74	KVLGG	1	27-AUG-2008	09:47:42	8238015	8H22130	H1
75	KVLGGF	1	27-AUG-2008	09:48:58	8238015	8H22130	H1
76	CK2CCV	1	27-AUG-2008	09:50:19			H1
77	CK1CCB	1	27-AUG-2008	09:51:29			H1
78	KVLGM	1	27-AUG-2008	09:52:44	8238015	8H22130	H1
79	KVLGMF	1	27-AUG-2008	09:54:02	8238015	8H22130	H1
80	KVLF9	1	27-AUG-2008	09:55:08	8238015	8H22130	H1
81	KVLF9F	1	27-AUG-2008	09:56:15	8238015	8H22130	H1
82	KVNXF	1	27-AUG-2008	09:57:32	8238015	8H22130	H1
83	KVNXFF	1	27-AUG-2008	09:58:42	8238015	8H22130	H1
84	KVNXT	1	27-AUG-2008	09:59:51	8238015	8H22130	H1
85	KVNXTF	1	27-AUG-2008	10:01:17	8238015	8H22130	H1
86	KVLHC	1	27-AUG-2008	10:02:53	8238015	8H22130	H1
87	KVLHCF	1	27-AUG-2008	10:04:09	8238015	8H22130	H1
88	CK2CCV	1	27-AUG-2008	10:05:15			H1

(continued)

#	WorkOrder	Dilution	Date	Time	Batch	Lot	Instrument
89	CK1CCB	1	27-AUG-2008	10:06:43			H1
90	KVPG6BF	1	27-AUG-2008	10:07:51			H1
91	KVPG6CF	1	27-AUG-2008	10:08:58			H1
92	KVMDX	1	27-AUG-2008	10:10:15			H1
93	KVMF6	1	27-AUG-2008	10:11:32			H1
94	KVMHQ	1	27-AUG-2008	10:13:00			H1
95	KVMHQS	1	27-AUG-2008	10:14:07			H1
96	KVMHQD	1	27-AUG-2008	10:15:13			H1
97	KVJ8M	1	27-AUG-2008	10:16:29	8238016	8H21295	H1
98	KVJ8MF	1	27-AUG-2008	10:17:38	8238016	8H21295	H1
99	KVJ8Q	1	27-AUG-2008	10:18:45	8238016	8H21295	H1
100	CK2CCV	1	27-AUG-2008	10:19:54			H1
101	CK1CCB	1	27-AUG-2008	10:20:59			H1
102	KVJ8QF	1	27-AUG-2008	10:22:10	8238016	8H21295	H1
103	KVMCK	1	27-AUG-2008	10:23:17	8238016	8H21295	H1
104	KVMCKF	1	27-AUG-2008	10:24:24	8238016	8H21295	H1
105	KVMDW	1	27-AUG-2008	10:25:43			H1
106	KVMDT	1	27-AUG-2008	10:26:52			H1
107	KVMDP	1	27-AUG-2008	10:28:04			H1
108	CK2CCV	1	27-AUG-2008	10:29:09			H1
109	CK1CCB	1	27-AUG-2008	10:30:54			H1
110	CK2CCV	1	27-AUG-2008	10:41:30			H1
111	CK1CCB	1	27-AUG-2008	10:42:49			H1
112	KVPHABF	1	27-AUG-2008	10:43:53			H1
113	KVPHACF	1	27-AUG-2008	10:45:08			H1
114	KVK5FF	1	27-AUG-2008	10:46:12			H1
115	KVK5FFS	1	27-AUG-2008	10:47:17			H1
116	KVK5FFD	1	27-AUG-2008	10:48:23			H1
117	KVK6AF	1	27-AUG-2008	10:49:31			H1
118	KVK59F	1	27-AUG-2008	10:50:38			H1
119	KVK5GF	1	27-AUG-2008	10:51:47			H1
120	KVK53F	1	27-AUG-2008	10:52:54			H1
121	KVK51F	1	27-AUG-2008	10:54:02			H1
122	CK2CCV	1	27-AUG-2008	10:55:11			H1
123	CK1CCB	1	27-AUG-2008	10:56:31			H1
124	KVK5LF	1	27-AUG-2008	10:57:36			H1
125	KVK5KF	1	27-AUG-2008	10:58:41			H1
126	KVK55F	1	27-AUG-2008	11:00:10			H1
127	KVK5NF	1	27-AUG-2008	11:01:15			H1
128	KVK5VF	1	27-AUG-2008	11:02:23			H1
129	KVK5RF	1	27-AUG-2008	11:03:33			H1
130	KVK5JF	1	27-AUG-2008	11:04:40			H1
131	KVK5XF	1	27-AUG-2008	11:05:45			H1
132	KVK57F	1	27-AUG-2008	11:06:52			H1

(continued)

#	WorkOrder	Dilution	Date	Time	Batch	Lot	Instrument
133	KVK6CF	1	27-AUG-2008	11:08:00			H1
134	CK2CCV	1	27-AUG-2008	11:09:26			H1
135	CK1CCB	1	27-AUG-2008	11:10:41			H1
136	KVK5PF	1	27-AUG-2008	11:11:46			H1
137	KVK5MF	1	27-AUG-2008	11:13:02			H1
138	KVK5WF	1	27-AUG-2008	11:14:08			H1
139	CK2CCV	1	27-AUG-2008	11:15:14			H1
140	CK1CCB	1	27-AUG-2008	11:16:19			H1
141	CK2CCV	1	27-AUG-2008	15:05:35			H1
142	CK1CCB	1	27-AUG-2008	15:07:06			H1
143	KVTHNBT	1	27-AUG-2008	15:08:33	8240013	A8H260000	H1
144	KVT8FBT	1	27-AUG-2008	15:09:42	8240013	A8H270000	H1
145	KVT8FCT	1	27-AUG-2008	15:10:46	8240013	A8H270000	H1
146	KVNKRT	1	27-AUG-2008	15:11:50	8240013	A8H230105	H1
147	KVNKRTS	1	27-AUG-2008	15:12:56	8240013	A8H230105	H1
148	KVNKRTD	1	27-AUG-2008	15:14:06	8240013	A8H230105	H1
149	KVT8DB	1	27-AUG-2008	15:15:11	8240012	A8H270000	H1
150	KVT8DC	1	27-AUG-2008	15:16:17	8240012	A8H270000	H1
151	KVRLX	1	27-AUG-2008	15:17:32	8240012	A8H260159	H1
152	KVRLXF	1	27-AUG-2008	15:18:42	8240012	A8H260159	H1
153	CK2CCV	1	27-AUG-2008	15:19:48			H1
154	CK1CCB	1	27-AUG-2008	15:20:53			H1
155	KVRLXX	1	27-AUG-2008	15:22:13	8240012	A8H260159	H1
156	KVRLXS	1	27-AUG-2008	15:23:48	8240012	A8H260159	H1
157	KVTG7BT	1	27-AUG-2008	15:25:02	8240014	A8H260000	H1
158	KVT8HBT	1	27-AUG-2008	15:26:39	8240014	A8H270000	H1
159	KVT8HCT	1	27-AUG-2008	15:27:45	8240014	A8H270000	H1
160	KVRCMT	1	27-AUG-2008	15:29:01	8240014	A8H260122	H1
161	KVRCMTX	1	27-AUG-2008	15:30:06	8240014	A8H260122	H1
162	KVRCMTS	1	27-AUG-2008	15:31:15	8240014	A8H260122	H1
163	KVRCWT	1	27-AUG-2008	15:32:21	8240014	A8H260122	H1
164	KVRCTT	1	27-AUG-2008	15:33:26	8240014	A8H260122	H1
165	CK2CCV	1	27-AUG-2008	15:34:31			H1
166	CK1CCB	1	27-AUG-2008	15:35:38			H1
167	KVTHWBT	1	27-AUG-2008	15:36:46	8240015	A8H260000	H1
168	KVT8KBT	1	27-AUG-2008	15:37:52	8240015	A8H270000	H1
169	KVT8KCT	1	27-AUG-2008	15:39:02	8240015	A8H270000	H1
170	KVLD1T	1	27-AUG-2008	15:40:29	8240015	A8H220121	H1
171	KVLD1TS	1	27-AUG-2008	15:41:35	8240015	A8H220121	H1
172	KVLD1TD	1	27-AUG-2008	15:43:41	8240015	A8H220121	H1
173	KVNKQT	1	27-AUG-2008	15:44:48	8240015	A8H230105	H1
174	KVMT1T	1	27-AUG-2008	15:46:13	8240015	A8H220298	H1
175	KVLD4T	1	27-AUG-2008	15:47:34	8240015	A8H220121	H1
176	KVLD5T	1	27-AUG-2008	15:48:40	8240015	A8H220121	H1

(continued)

#	WorkOrder	Dilution	Date	Time	Batch	Lot	Instrument
177	CK2CCV	1	27-AUG-2008	15:49:59			H1
178	CK1CCB	1	27-AUG-2008	15:51:07			H1
179	KVNKMT	1	27-AUG-2008	15:52:18	8240015	A8H230105	H1
180	KVNGPT	1	27-AUG-2008	15:53:24	8240015	A8H230105	H1
181	KVNKLT	1	27-AUG-2008	15:54:43	8240015	A8H230105	H1
182	KVNKPT	1	27-AUG-2008	15:55:51	8240015	A8H230105	H1
183	KVMTVT	1	27-AUG-2008	15:56:59	8240015	A8H220298	H1
184	KVT8RB	1	27-AUG-2008	15:58:06	8240018	A8H270000	H1
185	KVT8RC	1	27-AUG-2008	15:59:26	8240018	A8H270000	H1
186	KVQ8R	1	27-AUG-2008	16:00:45	8240018	A8H260113	H1
187	KVQ8RS	1	27-AUG-2008	16:02:01	8240018	A8H260113	H1
188	KVQ8RD	1	27-AUG-2008	16:03:08	8240018	A8H260113	H1
189	CK2CCV	1	27-AUG-2008	16:04:13			H1
190	CK1CCB	1	27-AUG-2008	16:05:21			H1
191	KVQ84	1	27-AUG-2008	16:06:26	8240018	A8H260113	H1
192	KVQ9G	1	27-AUG-2008	16:07:33	8240018	A8H260113	H1
193	KVQ83	1	27-AUG-2008	16:08:45	8240018	A8H260113	H1
194	KVQ88	1	27-AUG-2008	16:09:54	8240018	A8H260113	H1
195	KVQ9K	1	27-AUG-2008	16:11:02	8240018	A8H260113	H1
196	KVQ80	1	27-AUG-2008	16:12:17	8240018	A8H260113	H1
197	KVQ85	1	27-AUG-2008	16:13:24	8240018	A8H260113	H1
198	KVQ81	1	27-AUG-2008	16:14:45	8240018	A8H260113	H1
199	KVQ89	1	27-AUG-2008	16:15:51	8240018	A8H260113	H1
200	KVQ87	1	27-AUG-2008	16:17:08	8240018	A8H260113	H1
201	CK2CCV	1	27-AUG-2008	16:18:16			H1
202	CK1CCB	1	27-AUG-2008	16:19:23			H1
203	KVQ86	1	27-AUG-2008	16:20:32	8240018	A8H260113	H1
204	KVT8AB	1	27-AUG-2008	16:21:38	8240011	A8H270000	H1
205	KVT8AC	1	27-AUG-2008	16:22:54	8240011	A8H270000	H1
206	KVRHQ	1	27-AUG-2008	16:24:03	8240011	8H26147	H1
207	KVRHQS	1	27-AUG-2008	16:25:10	8240011	8H26147	H1
208	KVRHQD	1	27-AUG-2008	16:26:18	8240011	8H26147	H1
209	KVRA6	1	27-AUG-2008	16:27:25	8240011	8H22130	H1
210	KVRA6F	1	27-AUG-2008	16:28:32	8240011	8H22130	H1
211	KVRA6X	1	27-AUG-2008	16:29:40	8240011	8H22130	H1
212	KVRA6S	1	27-AUG-2008	16:30:47	8240011	8H22130	H1
213	CK2CCV	1	27-AUG-2008	16:31:54			H1
214	CK1CCB	1	27-AUG-2008	16:32:59			H1
215	KVRA7	1	27-AUG-2008	16:34:07	8240011	8H22130	H1
216	KVRA7F	1	27-AUG-2008	16:35:13	8240011	8H22130	H1
217	KVRCD	1	27-AUG-2008	16:36:20	8240011	8H22130	H1
218	KVRCDF	1	27-AUG-2008	16:37:31	8240011	8H22130	H1
219	KVRCJ	1	27-AUG-2008	16:38:40	8240011	8H22130	H1
220	KVRCJF	1	27-AUG-2008	16:39:52	8240011	8H22130	H1

(continued)

#	WorkOrder	Dilution	Date	Time	Batch	Lot	Instrument
221	KVRCG	1	27-AUG-2008	16:41:08	8240011	8H22130	H1
222	KVRCGF	1	27-AUG-2008	16:42:19	8240011	8H22130	H1
223	KVRDG	1	27-AUG-2008	16:43:30	8240011	A8H260127	H1
224	KVRDL	1	27-AUG-2008	16:45:00	8240011	A8H260127	H1
225	CK2CCV	1	27-AUG-2008	16:46:46			H1
226	CK1CCB	1	27-AUG-2008	16:48:17			H1
227	KVRDK	1	27-AUG-2008	16:49:22	8240011	A8H260127	H1
228	KVRH0	1	27-AUG-2008	16:50:28	8240011	8H26147	H1
229	KVRDJ	1	27-AUG-2008	16:51:46	8240011	A8H260127	H1
230	KVRHX	1	27-AUG-2008	16:52:55	8240011	8H26147	H1
231	CRA	1	27-AUG-2008	16:54:11			H1
232	CK2CCV	1	27-AUG-2008	16:55:17			H1
233	CK1CCB	1	27-AUG-2008	16:56:23			H1

End of Report

```
:       Instrument Upload                                    Run Log - Page  1 :
:       Started Tue Sep  2 05:15:39 2008 by LISTM                              :
:       Data File: UPL$CAN_DATA_ROOT:<LHG>HG40829B.PRN;1                       :
```

#	WorkOrder	Dilution	Date	Time	Batch	Lot	Instrument
1	HG		02-SEP-2008				H4
2	STD01REP1	1	29-AUG-2008	10:46:10			H4
3	STD02REP1	1	29-AUG-2008	10:49:20			H4
4	STD03REP1	1	29-AUG-2008	10:51:28			H4
5	STD04REP1	1	29-AUG-2008	10:53:28			H4
6	STD05REP1	1	29-AUG-2008	10:55:43			H4
7	STD06REP1	1	29-AUG-2008	10:58:04			H4
8	CK2ICV	1	29-AUG-2008	11:01:12			H4
9	CK3ICB	1	29-AUG-2008	11:03:14			H4
10	CK4CRA\MRL	1	29-AUG-2008	11:05:47			H4
11	CK6CCV	1	29-AUG-2008	11:07:45			H4
12	CK5CCB	1	29-AUG-2008	11:09:48			H4
13	KVXHMBT	1	29-AUG-2008	11:11:58	8241122	A8H280000	H4
14	KVXLPBT	1	29-AUG-2008	11:13:56	8241122	A8H280000	H4
15	KVXLPCT	1	29-AUG-2008	11:15:56	8241122	A8H280000	H4
16	KVXLPLT	1	29-AUG-2008	11:18:27	8241122	A8H280000	H4
17	KVMV9T	1	29-AUG-2008	11:20:25	8241122	A8H220298	H4
18	KVVQGBT	1	29-AUG-2008	11:22:26	8241021	A8H270000	H4
19	KVXCLBT	1	29-AUG-2008	11:24:56	8241021	A8H280000	H4
20	KVXCLCT	1	29-AUG-2008	11:26:55	8241021	A8H280000	H4
21	KVHMGT	1	29-AUG-2008	11:28:56	8241021	A8H210111	H4
22	KVHMGTS	1	29-AUG-2008	11:31:07	8241021	A8H210111	H4
23	CK6CCV	1	29-AUG-2008	11:33:08			H4
24	CK5CCB	1	29-AUG-2008	11:36:07			H4
25	KVHMGTD	1	29-AUG-2008	11:38:14	8241021	A8H210111	H4
26	KVMRKT	1	29-AUG-2008	11:40:17	8241021	A8H220290	H4
27	KVMRHT	1	29-AUG-2008	11:42:15	8241021	A8H220290	H4
28	KVQ6PT	1	29-AUG-2008	11:44:14	8241021	A8H260108	H4
29	KVMQVT	1	29-AUG-2008	11:46:53	8241021	A8H220290	H4
30	KVMRAT	1	29-AUG-2008	11:48:52	8241021	A8H220290	H4
31	KVNKTT	1	29-AUG-2008	11:50:56	8241021	A8H230105	H4
32	KVMGCT	1	29-AUG-2008	11:52:59	8241021	A8H220239	H4
33	KVMRNT	1	29-AUG-2008	11:55:09	8241021	A8H220290	H4
34	KVMRTT	1	29-AUG-2008	11:58:44	8241021	A8H220290	H4
35	CK6CCV	1	29-AUG-2008	12:01:05			H4
36	CK5CCB	1	29-AUG-2008	12:03:14			H4
37	KVNKWT	1	29-AUG-2008	12:05:18	8241021	A8H230105	H4
38	KVNKVT	1	29-AUG-2008	12:07:18	8241021	A8H230105	H4
39	KVXCDB	1	29-AUG-2008	12:09:18	8241017	A8H280000	H4
40	KVXCDC	1	29-AUG-2008	12:11:20	8241017	A8H280000	H4
41	KVVGX	1	29-AUG-2008	12:13:28	8241017	8H22130	H4
42	KVVGXX	1	29-AUG-2008	12:15:52	8241017	8H22130	H4
43	CK6CCV	1	29-AUG-2008	12:18:21			H4
44	CK5CCB	1	29-AUG-2008	12:20:25			H4

---------- (continued) ----------

: Instrument Upload Run Log - Page 2 :
: Started Tue Sep 2 05:15:39 2008 by LISTM :
: Data File: UPL$CAN_DATA_ROOT:<LHG>HG40829B.PRN;1 :

#	WorkOrder	Dilution	Date	Time	Batch	Lot	Instrument
45	KVVGXS	1	29-AUG-2008	12:22:24	8241017	8H22130	H4
46	KVVGXF	1	29-AUG-2008	12:24:32	8241017	8H22130	H4
47	KVVF3	1	29-AUG-2008	12:26:33	8241017	8H26147	H4
48	KVVF3S	1	29-AUG-2008	12:28:33	8241017	8H26147	H4
49	KVVF3D	1	29-AUG-2008	12:30:57	8241017	8H26147	H4
50	KVVGF	1	29-AUG-2008	12:33:07	8241017	8H26147	H4
51	KVVG4	1	29-AUG-2008	12:35:09	8241017	8H22130	H4
52	KVVG4F	1	29-AUG-2008	12:37:48	8241017	8H22130	H4
53	KVVGG	1	29-AUG-2008	12:40:09	8241017	8H26147	H4
54	KVVGJ	1	29-AUG-2008	12:42:39	8241017	8H26147	H4
55	CK6CCV	1	29-AUG-2008	12:44:39			H4
56	CK5CCB	1	29-AUG-2008	12:46:42			H4
57	KVVGH	1	29-AUG-2008	12:48:55	8241017	8H26147	H4
58	KVVG6	1	29-AUG-2008	12:51:48	8241017	8H22130	H4
59	KVVG6F	1	29-AUG-2008	12:53:49	8241017	8H22130	H4
60	KVXA8B	1	29-AUG-2008	12:55:48	8241015	A8H280000	H4
61	KVXA8C	1	29-AUG-2008	12:57:51	8241015	A8H280000	H4
62	KVL30	1	29-AUG-2008	12:59:51	8241015	A8H220200	H4
63	KVL30S	1	29-AUG-2008	13:01:51	8241015	A8H220200	H4
64	KVL30D	1	29-AUG-2008	13:04:34	8241015	A8H220200	H4
65	KVL43	1	29-AUG-2008	13:06:45	8241015	A8H220200	H4
66	KVL4W	1	29-AUG-2008	13:08:55	8241015	A8H220200	H4
67	CK6CCV	1	29-AUG-2008	13:11:03			H4
68	CK5CCB	1	29-AUG-2008	13:13:14			H4
69	KV1R5B	1	29-AUG-2008	13:15:45	8242012	A8H290000	H4
70	KV1R5C	1	29-AUG-2008	13:18:17	8242012	A8H290000	H4
71	KVX2K	1	29-AUG-2008	13:20:27	8242012	A8H280161	H4
72	KVX2KS	1	29-AUG-2008	13:23:00	8242012	A8H280161	H4
73	KVX2KD	1	29-AUG-2008	13:25:30	8242012	A8H280161	H4
74	KVX04	1	29-AUG-2008	13:27:51	8242012	A8H280149	H4
75	KV1R7B	1	29-AUG-2008	13:29:53	8242013	A8H290000	H4
76	KV1R7C	1	29-AUG-2008	13:32:04	8242013	A8H290000	H4
77	KVX1C	1	29-AUG-2008	13:34:09	8242013	A8H280156	H4
78	KVX1CX	1	29-AUG-2008	13:36:53	8242013	A8H280156	H4
79	CK6CCV	1	29-AUG-2008	13:39:15			H4
80	CK5CCB	1	29-AUG-2008	13:41:38			H4
81	KVX1CS	1	29-AUG-2008	13:44:06	8242013	A8H280156	H4
82	KVX1E	1	29-AUG-2008	13:46:45	8242013	A8H280156	H4
83	KV1R9B	1	29-AUG-2008	13:50:28	8242014	A8H290000	H4
84	KV1R9C	1	29-AUG-2008	13:52:59	8242014	A8H290000	H4
85	KV0PR	1	29-AUG-2008	13:55:23	8242014	8H28249	H4
86	KV0PRS	1	29-AUG-2008	13:57:43	8242014	8H28249	H4
87	KV0PRD	1	29-AUG-2008	13:59:48	8242014	8H28249	H4
88	KV0TH	1	29-AUG-2008	14:01:50	8242014	8H28249	H4

(continued)

: Instrument Upload Run Log - Page 3 :
: Started Tue Sep 2 05:15:39 2008 by LISTM :
: Data File: UPL$CAN_DATA_ROOT:<LHG>HG40829B.PRN;1 :

#	WorkOrder	Dilution	Date	Time	Batch	Lot	Instrument
89	KV0TD	1	29-AUG-2008	14:03:55	8242014	8H28249	H4
90	KV0TP	1	29-AUG-2008	14:06:25	8242014	8H28249	H4
91	CK6CCV	1	29-AUG-2008	14:08:25			H4
92	CK5CCB	1	29-AUG-2008	14:10:33			H4
93	KVXL1	1	29-AUG-2008	14:12:36	8242014	8H26147	H4
94	KVXL5	1	29-AUG-2008	14:14:46	8242014	8H26147	H4
95	KV0TK	1	29-AUG-2008	14:17:38	8242014	8H28249	H4
96	KVXMA	1	29-AUG-2008	14:19:58	8242014	8H26147	H4
97	KVXL9	1	29-AUG-2008	14:22:20	8242014	8H26147	H4
98	KV0TM	1	29-AUG-2008	14:24:36	8242014	8H28249	H4
99	KVXL6	1	29-AUG-2008	14:26:52	8242014	8H26147	H4
100	KV0TC	1	29-AUG-2008	14:29:23	8242014	8H28249	H4
101	KV0TF	1	29-AUG-2008	14:31:43	8242014	8H28249	H4
102	KV0TQ	1	29-AUG-2008	14:34:03	8242014	8H28249	H4
103	CK6CCV	1	29-AUG-2008	14:36:06			H4
104	CK5CCB	1	29-AUG-2008	14:38:05			H4

End of Report

```
:       Instrument Upload                                    Run Log - Page  1 :
:       Started Tue Sep  2 07:42:22 2008 by COUNTSK                            :
:       Data File: UPL$CAN_DATA_ROOT:<REP>I80829A.CSV;1                        :
```

#	WorkOrder	Dilution	Date	Time	Batch	Lot	Instrument
1	STD1	1	29-AUG-2008	15:12:56			I8
2	STD2	1	29-AUG-2008	15:17:13			I8
3	STD3	1	29-AUG-2008	15:20:50			I8
4	STD4	1	29-AUG-2008	15:25:14			I8
5	ICV	1	29-AUG-2008	15:30:15			I8
6	ICB	1	29-AUG-2008	15:34:32			I8
7	CRI	1	29-AUG-2008	15:43:01			I8
8	ICSA	1	29-AUG-2008	15:47:22			I8
9	ICSAB	1	29-AUG-2008	15:51:44			I8
10	CCV	1	29-AUG-2008	15:56:03			I8
11	CCB	1	29-AUG-2008	16:00:24			I8
12	KVK3KC	1	29-AUG-2008	16:04:41	8235014	A8H220000	I8
13	KVHV0	1	29-AUG-2008	16:09:01	8235014	8H19109	I8
14	KVHV0	5	29-AUG-2008	16:13:20	8235014	8H19109	I8
15	KVHV0F	1	29-AUG-2008	16:17:38	8235014	8H19109	I8
16	KVHV0F	5	29-AUG-2008	16:21:57	8235014	8H19109	I8
17	KVPHFB	1	29-AUG-2008	16:26:15	8238020	A8H250000	I8
18	KVPHFC	1	29-AUG-2008	16:30:31	8238020	A8H250000	I8
19	KVLV8	1	29-AUG-2008	16:34:51	8238020	A8H220181	I8
20	KVLJP	1	29-AUG-2008	16:39:10	8238020	A8H220132	I8
21	KVLJW	1	29-AUG-2008	16:43:30	8238020	A8H220132	I8
22	CCV	1	29-AUG-2008	16:47:51			I8
23	CCB	1	29-AUG-2008	16:52:15			I8
24	KVLJ2	1	29-AUG-2008	17:00:32	8238020	A8H220132	I8
25	KVLJ4	1	29-AUG-2008	17:04:35	8238020	A8H220132	I8
26	KVLJ5	1	29-AUG-2008	17:08:33	8238020	A8H220132	I8
27	KVLKD	1	29-AUG-2008	17:12:06	8238020	A8H220132	I8
28	KVLKE	1	29-AUG-2008	17:16:02	8238020	A8H220132	I8
29	KVLKF	1	29-AUG-2008	17:20:02	8238020	A8H220132	I8
30	KVLKJ	1	29-AUG-2008	17:23:59	8238020	A8H220132	I8
31	KVLKJS	1	29-AUG-2008	17:27:55	8238020	A8H220132	I8
32	KVLKJD	1	29-AUG-2008	17:31:54	8238020	A8H220132	I8
33	KVLKL	1	29-AUG-2008	17:35:55	8238020	A8H220132	I8
34	CCV	1	29-AUG-2008	17:39:53			I8
35	CCB	1	29-AUG-2008	17:43:49			I8
36	KVLKN	1	29-AUG-2008	17:47:45	8238020	A8H220132	I8
37	KVLKP	1	29-AUG-2008	17:51:43			I8
38	KVLKQ	1	29-AUG-2008	17:55:43	8238020	A8H220132	I8
39	KVLKW	1	29-AUG-2008	17:59:41	8238020	A8H220132	I8
40	KVMH4	1	29-AUG-2008	18:03:39	8238020	A8H220244	I8
41	KVMKM	1	29-AUG-2008	18:07:34	8238020	A8H220244	I8
42	KVMKML	1	29-AUG-2008	18:11:30			I8
43	KVHE9B	1	29-AUG-2008	18:15:35	8234015	A8H210000	I8
44	KVHE9C	1	29-AUG-2008	18:19:31	8234015	A8H210000	I8

---------- (continued) ----------

#	WorkOrder	Dilution	Date	Time	Batch	Lot	Instrument
45	KVFDE	1	29-AUG-2008	18:23:45	8234015	A8H200113	I8
46	CCV	1	29-AUG-2008	18:27:45			I8
47	CCB	1	29-AUG-2008	18:31:44			I8
48	KVFDEF	1	29-AUG-2008	18:35:44	8234015	A8H200113	I8
49	KVFDW	1	29-AUG-2008	18:39:43	8234015	A8H200113	I8
50	KVFDWF	1	29-AUG-2008	18:43:43	8234015	A8H200113	I8
51	KVFDX	1	29-AUG-2008	18:47:41	8234015	A8H200113	I8
52	KVFDXF	1	29-AUG-2008	18:51:44	8234015	A8H200113	I8
53	KVFD0	1	29-AUG-2008	18:55:44	8234015	A8H200113	I8
54	KVFD0F	1	29-AUG-2008	18:59:41	8234015	A8H200113	I8
55	KVFD2	1	29-AUG-2008	19:03:37	8234015	A8H200113	I8
56	KVFD2F	1	29-AUG-2008	19:07:36	8234015	A8H200113	I8
57	KVF47	1	29-AUG-2008	19:11:32	8234015	A8H200206	I8
58	CCV	1	29-AUG-2008	19:15:30			I8
59	CCB	1	29-AUG-2008	19:19:39			I8
60	KVF47L	1	29-AUG-2008	19:23:35			I8
61	KVFAG	1	29-AUG-2008	19:27:32	8234015	8H19107	I8
62	KVFAH	1	29-AUG-2008	19:31:31	8234015	8H19107	I8
63	KVFAJ	1	29-AUG-2008	19:35:28	8234015	8H19107	I8
64	KVFAK	1	29-AUG-2008	19:39:27	8234015	8H19107	I8
65	KVFAL	1	29-AUG-2008	19:43:27	8234015	8H19107	I8
66	KVFAM	1	29-AUG-2008	19:47:28	8234015	8H19107	I8
67	KVFAN	1	29-AUG-2008	19:51:29	8234015	8H19107	I8
68	KVFGT	1	29-AUG-2008	19:55:27	8234015	8H19107	I8
69	KVFGTS	1	29-AUG-2008	19:59:25	8234015	8H19107	I8
70	CCV	1	29-AUG-2008	20:03:42			I8
71	CCB	1	29-AUG-2008	20:08:02			I8
72	KVFGTD	1	29-AUG-2008	20:11:58	8234015	8H19107	I8
73	KVFML	1	29-AUG-2008	20:16:19	8234015	A8H200138	I8
74	KVCVGB	1	29-AUG-2008	20:20:17	8232016	A8H190000	I8
75	KVCVGC	1	29-AUG-2008	20:24:16	8232016	A8H190000	I8
76	KT7KT	1	29-AUG-2008	20:28:40	8232016	A8H150128	I8
77	KT7KTL	1	29-AUG-2008	20:32:41			I8
78	KT0PE	1	29-AUG-2008	20:36:40	8232016	8H12106	I8
79	KT9KL	1	29-AUG-2008	20:40:39	8232016	8H12106	I8
80	KT8P0	1	29-AUG-2008	20:44:39	8232016	8H15266	I8
81	KT8P0S	1	29-AUG-2008	20:48:38	8232016	8H15266	I8
82	CCV	1	29-AUG-2008	20:53:00			I8
83	CCB	1	29-AUG-2008	20:57:41			I8
84	KT8P0D	1	29-AUG-2008	21:01:36	8232016	8H15266	I8
85	KT8P0F	1	29-AUG-2008	21:06:01	8232016	8H15266	I8
86	KT8P0FS	1	29-AUG-2008	21:09:58	8232016	8H15266	I8
87	KT8P0FD	1	29-AUG-2008	21:14:27	8232016	8H15266	I8
88	KT8QM	1	29-AUG-2008	21:19:01	8232016	8H15266	I8

(continued)

#	WorkOrder	Dilution	Date	Time	Batch	Lot	Instrument
89	KT8QMF	1	29-AUG-2008	21:22:59	8232016	8H15266	I8
90	KVAF9	1	29-AUG-2008	21:26:57	8232016	8H15266	I8
91	KVAF9F	1	29-AUG-2008	21:30:56	8232016	8H15266	I8
92	KVAGF	1	29-AUG-2008	21:34:56	8232016	8H15266	I8
93	KVAGFF	1	29-AUG-2008	21:38:54	8232016	8H15266	I8
94	CCV	1	29-AUG-2008	21:42:53			I8
95	CCB	1	29-AUG-2008	21:47:17			I8
96	KVAGG	1	29-AUG-2008	21:51:14	8232016	8H15266	I8
97	KVAGGF	1	29-AUG-2008	21:55:16	8232016	8H15266	I8
98	KVAMGB	1	29-AUG-2008	21:59:14	8231158	A8H180000	I8
99	KVAMGC	1	29-AUG-2008	22:03:16	8231158	A8H180000	I8
100	KT2R2	1	29-AUG-2008	22:07:38	8231158	8H12106	I8
101	KT2R5	1	29-AUG-2008	22:11:35	8231158	8H12106	I8
102	KT2TD	1	29-AUG-2008	22:15:41	8231158	8H12106	I8
103	KT2TF	1	29-AUG-2008	22:19:39	8231158	8H12106	I8
104	KT2TG	1	29-AUG-2008	22:23:37	8231158	8H12106	I8
105	KT2TH	1	29-AUG-2008	22:27:37	8231158	8H12106	I8
106	CCV	1	29-AUG-2008	22:31:41			I8
107	CCB	1	29-AUG-2008	22:35:57			I8
108	KT2TJ	1	29-AUG-2008	22:39:54	8231158	8H12106	I8
109	KT4V7	1	29-AUG-2008	22:43:53	8231158	8H12106	I8
110	KT4WJ	1	29-AUG-2008	22:47:53	8231158	8H12106	I8
111	KT4WK	1	29-AUG-2008	22:51:54	8231158	8H12106	I8
112	KT4WKS	1	29-AUG-2008	22:55:52	8231158	8H12106	I8
113	KT4WKD	1	29-AUG-2008	23:00:07	8231158	8H12106	I8
114	KT4W0	1	29-AUG-2008	23:04:33	8231158	8H12106	I8
115	KT4W2	1	29-AUG-2008	23:08:31	8231158	8H12106	I8
116	KT4W3	1	29-AUG-2008	23:12:32	8231158	8H12106	I8
117	KT7D5	1	29-AUG-2008	23:16:32	8231158	8H12106	I8
118	CCV	1	29-AUG-2008	23:20:31			I8
119	CCB	1	29-AUG-2008	23:24:45			I8
120	KT7EA	1	29-AUG-2008	23:28:42	8231158	8H12106	I8
121	KT7EE	1	29-AUG-2008	23:32:41	8231158	8H12106	I8
122	KT7EF	1	29-AUG-2008	23:36:42	8231158	8H12106	I8
123	KT7EH	1	29-AUG-2008	23:40:43	8231158	8H12106	I8
124	KT7EK	1	29-AUG-2008	23:44:43	8231158	8H12106	I8
125	KT7EL	1	29-AUG-2008	23:48:43	8231158	8H12106	I8
126	KT7ELL	1	29-AUG-2008	23:52:42			I8
127	KVE57B	1	29-AUG-2008	23:56:40	8233012	A8H200000	I8
128	KVE57C	1	30-AUG-2008	00:00:38	8233012	A8H200000	I8
129	KVC5F	1	30-AUG-2008	00:04:50	8233012	8H19109	I8
130	CCV	1	30-AUG-2008	00:08:57			I8
131	CCB	1	30-AUG-2008	00:13:26			I8
132	ICSA	1	30-AUG-2008	00:17:22			I8

---------- (continued) ----------

#	WorkOrder	Dilution	Date	Time	Batch	Lot	Instrument
133	ICSAB	1	30-AUG-2008	00:21:21			I8
134	KVC5FF	1	30-AUG-2008	00:25:50	8233012	8H19109	I8
135	KVC5FX	1	30-AUG-2008	00:29:50	8233012	8H19109	I8
136	KVC5FS	1	30-AUG-2008	00:33:51	8233012	8H19109	I8
137	KVC5M	1	30-AUG-2008	00:38:23	8233012	8H19109	I8
138	KVC5MF	1	30-AUG-2008	00:42:24	8233012	8H19109	I8
139	KVC5N	1	30-AUG-2008	00:46:25	8233012	8H19109	I8
140	KVC5NF	1	30-AUG-2008	00:50:25	8233012	8H19109	I8
141	KVC5P	1	30-AUG-2008	00:54:22	8233012	8H19109	I8
142	CCV	1	30-AUG-2008	00:58:24			I8
143	CCB	1	30-AUG-2008	01:02:43			I8
144	KVC5PF	1	30-AUG-2008	01:06:39	8233012	8H19109	I8
145	KVC5Q	1	30-AUG-2008	01:10:38	8233012	8H19109	I8
146	KVC5QF	1	30-AUG-2008	01:14:37	8233012	8H19109	I8
147	KVC5R	1	30-AUG-2008	01:18:43	8233012	8H19109	I8
148	KVC5RF	1	30-AUG-2008	01:22:43	8233012	8H19109	I8
149	KVC5RFL	1	30-AUG-2008	01:26:55			I8
150	KVE55B	1	30-AUG-2008	01:30:56	8233011	A8H200000	I8
151	KVE55C	1	30-AUG-2008	01:34:57	8233011	A8H200000	I8
152	KVC33	1	30-AUG-2008	01:39:20	8233011	8H19107	I8
153	KVC33S	1	30-AUG-2008	01:43:26	8233011	8H19107	I8
154	CCV	1	30-AUG-2008	01:48:07			I8
155	CCB	1	30-AUG-2008	01:52:45			I8
156	KVC33D	1	30-AUG-2008	01:56:41	8233011	8H19107	I8
157	KVC37	1	30-AUG-2008	02:01:22	8233011	8H19107	I8
158	KVC38	1	30-AUG-2008	02:05:23	8233011	8H19107	I8
159	KVC4A	1	30-AUG-2008	02:09:23	8233011	8H19107	I8
160	KVC4C	1	30-AUG-2008	02:13:23	8233011	8H19107	I8
161	KVC4D	1	30-AUG-2008	02:17:23	8233011	8H19107	I8
162	KVC54	1	30-AUG-2008	02:21:25	8233011	A8H190111	I8
163	KVC6C	1	30-AUG-2008	02:25:29	8233011	A8H190111	I8
164	KVDH4	1	30-AUG-2008	02:29:30	8233011	A8H190135	I8
165	KVDH4L	1	30-AUG-2008	02:33:31			I8
166	CCV	1	30-AUG-2008	02:37:31			I8
167	CCB	1	30-AUG-2008	02:41:55			I8
168	KVK3HB	1	30-AUG-2008	02:45:53	8235013	A8H220000	I8
169	KVK3HC	1	30-AUG-2008	02:49:55	8235013	A8H220000	I8
170	KVHJD	1	30-AUG-2008	02:54:29	8235013	8H19107	I8
171	KVHJDS	1	30-AUG-2008	02:58:31	8235013	8H19107	I8
172	KVHJDD	1	30-AUG-2008	03:03:05	8235013	8H19107	I8
173	KVHJE	1	30-AUG-2008	03:07:51	8235013	8H19107	I8
174	KVHJF	1	30-AUG-2008	03:11:51	8235013	8H19107	I8
175	KVHJH	1	30-AUG-2008	03:15:52	8235013	8H19107	I8
176	KVHJJ	1	30-AUG-2008	03:19:54	8235013	8H19107	I8

(continued)

#	WorkOrder	Dilution	Date	Time	Batch	Lot	Instrument
177	KVHJK	1	30-AUG-2008	03:23:55	8235013	8H19107	I8
178	CCV	1	30-AUG-2008	03:27:54			I8
179	CCB	1	30-AUG-2008	03:32:22			I8
180	KVHJL	1	30-AUG-2008	03:36:20	8235013	8H19107	I8
181	KVHJM	1	30-AUG-2008	03:40:26	8235013	8H19107	I8
182	KVHJN	1	30-AUG-2008	03:44:28	8235013	8H19107	I8
183	KVHJP	1	30-AUG-2008	03:48:30	8235013	8H19107	I8
184	KVHRH	1	30-AUG-2008	03:52:37	8235013	A8H210123	I8
185	KVHRHL	1	30-AUG-2008	03:56:36			I8
186	KVQ77B	1	30-AUG-2008	04:00:36	8239119	A8H260000	I8
187	KVQ77C	1	30-AUG-2008	04:04:37	8239119	A8H260000	I8
188	KVDGQR	1	30-AUG-2008	04:08:41	8239119	A8H190141	I8
189	KVDGQS	1	30-AUG-2008	04:12:41	8239119	A8H190141	I8
190	CCV	1	30-AUG-2008	04:16:45			I8
191	CCB	1	30-AUG-2008	04:21:09			I8
192	KVDGQD	1	30-AUG-2008	04:25:11	8239119	A8H190141	I8
193	KVDG1R	1	30-AUG-2008	04:29:24	8239119	A8H190141	I8
194	KVDG2R	1	30-AUG-2008	04:33:26	8239119	A8H190141	I8
195	KVXCDB	1	30-AUG-2008	04:37:28	8241017	A8H280000	I8
196	KVXCDC	1	30-AUG-2008	04:41:32	8241017	A8H280000	I8
197	KVVJP	1	30-AUG-2008	04:46:18	8241017	A8H270122	I8
198	KVVF3	1	30-AUG-2008	04:50:19	8241017	8H26147	I8
199	KVVF3S	1	30-AUG-2008	04:54:19	8241017	8H26147	I8
200	KVVF3D	1	30-AUG-2008	04:58:48	8241017	8H26147	I8
201	KVVGF	1	30-AUG-2008	05:03:36	8241017	8H26147	I8
202	CCV	1	30-AUG-2008	05:07:35			I8
203	CCB	1	30-AUG-2008	05:12:03			I8
204	KVVGG	1	30-AUG-2008	05:16:01	8241017	8H26147	I8
205	KVVGH	1	30-AUG-2008	05:20:04	8241017	8H26147	I8
206	KVVGJ	1	30-AUG-2008	05:24:05	8241017	8H26147	I8
207	KVVGX	1	30-AUG-2008	05:28:13	8241017	8H22130	I8
208	KVVGXF	1	30-AUG-2008	05:32:25	8241017	8H22130	I8
209	KVVGXX	1	30-AUG-2008	05:36:27	8241017	8H22130	I8
210	KVVG4	1	30-AUG-2008	05:40:29	8241017	8H22130	I8
211	KVVG4F	1	30-AUG-2008	05:44:38	8241017	8H22130	I8
212	KVVG6	1	30-AUG-2008	05:48:41	8241017	8H22130	I8
213	KVVG6F	1	30-AUG-2008	05:52:44	8241017	8H22130	I8
214	CCV	1	30-AUG-2008	05:56:43			I8
215	CCB	1	30-AUG-2008	06:01:03			I8
216	KVVKV	1	30-AUG-2008	06:05:00	8241017	8H26134	I8
217	KVVKVS	1	30-AUG-2008	06:09:01	8241017	8H26134	I8
218	KVVKVD	1	30-AUG-2008	06:13:43	8241017	8H26134	I8
219	KVVKVF	1	30-AUG-2008	06:18:24	8241017	8H26134	I8
220	KVVKVFS	1	30-AUG-2008	06:22:27	8241017	8H26134	I8

(continued)

#	WorkOrder	Dilution	Date	Time	Batch	Lot	Instrument
221	KVVKVFD	1	30-AUG-2008	06:27:13	8241017	8H26134	I8
222	KVVK6	1	30-AUG-2008	06:32:04	8241017	8H26134	I8
223	KVVK6F	1	30-AUG-2008	06:36:06	8241017	8H26134	I8
224	KVVK6FL	1	30-AUG-2008	06:40:08			I8
225	KVC4E	1	30-AUG-2008	06:44:13	8233011	8H19107	I8
226	CCV	1	30-AUG-2008	06:48:13			I8
227	CCB	1	30-AUG-2008	06:52:30			I8
228	KVK3KC	1	30-AUG-2008	06:56:27	8235014	A8H220000	I8
229	KVVGXS	1	30-AUG-2008	07:01:04	8241017	8H22130	I8
230	CCV	1	30-AUG-2008	07:05:48			I8
231	CCB	1	30-AUG-2008	07:10:35			I8

End of Report

```
:       Instrument Upload                                    Run Log - Page  1 :
:       Started Wed Sep  3 04:47:16 2008 by COUNTSK                            :
:       Data File: UPL$CAN_DATA_ROOT:<REP>I80902A.CSV;1                        :
```

#	WorkOrder	Dilution	Date	Time	Batch	Lot	Instrument
1	STD1	1	02-SEP-2008	14:29:23			I8
2	STD2	1	02-SEP-2008	14:33:51			I8
3	STD3	1	02-SEP-2008	14:39:27			I8
4	STD4	1	02-SEP-2008	14:46:04			I8
5	ICV	1	02-SEP-2008	14:50:28			I8
6	ICB	1	02-SEP-2008	14:57:05			I8
7	CRI	1	02-SEP-2008	15:01:30			I8
8	ICSA	1	02-SEP-2008	15:08:09			I8
9	ICSAB	1	02-SEP-2008	15:12:35			I8
10	CCV	1	02-SEP-2008	15:18:26			I8
11	CCB	1	02-SEP-2008	15:24:21			I8
12	KVE57B	1	02-SEP-2008	15:28:46	8233012	A8H200000	I8
13	KVE57C	1	02-SEP-2008	15:33:08	8233012	A8H200000	I8
14	KVC5F	1	02-SEP-2008	15:39:12	8233012	8H19109	I8
15	KVC5FX	1	02-SEP-2008	15:43:33	8233012	8H19109	I8
16	KVC5FS	1	02-SEP-2008	15:47:54	8233012	8H19109	I8
17	KVC5FF	1	02-SEP-2008	15:54:14	8233012	8H19109	I8
18	KVC5M	1	02-SEP-2008	15:58:45	8233012	8H19109	I8
19	KVC5MF	1	02-SEP-2008	16:03:06	8233012	8H19109	I8
20	KVC5N	1	02-SEP-2008	16:07:28	8233012	8H19109	I8
21	KVC5NF	1	02-SEP-2008	16:11:50	8233012	8H19109	I8
22	CCV	1	02-SEP-2008	16:16:14			I8
23	CCB	1	02-SEP-2008	16:22:19			I8
24	KVC5P	1	02-SEP-2008	16:26:40	8233012	8H19109	I8
25	KVC5PF	1	02-SEP-2008	16:31:02	8233012	8H19109	I8
26	KVC5Q	1	02-SEP-2008	16:35:25	8233012	8H19109	I8
27	KVC5QF	1	02-SEP-2008	16:39:45	8233012	8H19109	I8
28	KVC5R	1	02-SEP-2008	16:44:07	8233012	8H19109	I8
29	KVC5RF	1	02-SEP-2008	16:48:28	8233012	8H19109	I8
30	KVC5RFL	1	02-SEP-2008	16:52:54			I8
31	KVE55B	1	02-SEP-2008	16:57:24	8233011	A8H200000	I8
32	KVE55C	1	02-SEP-2008	17:01:51	8233011	A8H200000	I8
33	KVC33	1	02-SEP-2008	17:08:28	8233011	8H19107	I8
34	CCV	1	02-SEP-2008	17:12:51			I8
35	CCB	1	02-SEP-2008	17:19:27			I8
36	KVC33S	1	02-SEP-2008	17:23:48	8233011	8H19107	I8
37	KVC33D	1	02-SEP-2008	17:30:26	8233011	8H19107	I8
38	KVC37	1	02-SEP-2008	17:37:03	8233011	8H19107	I8
39	KVC38	1	02-SEP-2008	17:41:27	8233011	8H19107	I8
40	KVC4A	1	02-SEP-2008	17:45:56	8233011	8H19107	I8
41	KVC4C	1	02-SEP-2008	17:50:21	8233011	8H19107	I8
42	KVC4D	1	02-SEP-2008	17:54:42	8233011	8H19107	I8
43	KVC4E	1	02-SEP-2008	17:59:04	8233011	8H19107	I8
44	KVDH4	1	02-SEP-2008	18:03:34	8233011	A8H190135	I8

---------- (continued) ----------

#	WorkOrder	Dilution	Date	Time	Batch	Lot	Instrument
45	KVDH4L	1	02-SEP-2008	18:07:55			I8
46	CCV	1	02-SEP-2008	18:12:18			I8
47	CCB	1	02-SEP-2008	18:18:54			I8
48	KVK3HB	1	02-SEP-2008	18:23:16	8235013	A8H220000	I8
49	KVK3HC	1	02-SEP-2008	18:27:42	8235013	A8H220000	I8
50	KVHJD	1	02-SEP-2008	18:34:19	8235013	8H19107	I8
51	KVHJDS	1	02-SEP-2008	18:38:43	8235013	8H19107	I8
52	KVHJDD	1	02-SEP-2008	18:45:20	8235013	8H19107	I8
53	KVHJE	1	02-SEP-2008	18:51:58	8235013	8H19107	I8
54	KVHJF	1	02-SEP-2008	18:56:21	8235013	8H19107	I8
55	KVHJH	1	02-SEP-2008	19:00:42	8235013	8H19107	I8
56	KVHJJ	1	02-SEP-2008	19:05:03	8235013	8H19107	I8
57	KVHJK	1	02-SEP-2008	19:09:33	8235013	8H19107	I8
58	CCV	1	02-SEP-2008	19:13:59			I8
59	CCB	1	02-SEP-2008	19:20:35			I8
60	KVHJL	1	02-SEP-2008	19:24:58	8235013	8H19107	I8
61	KVHJM	1	02-SEP-2008	19:29:19	8235013	8H19107	I8
62	KVHJN	1	02-SEP-2008	19:33:52	8235013	8H19107	I8
63	KVHJP	1	02-SEP-2008	19:38:20	8235013	8H19107	I8
64	KVLJ2	5	02-SEP-2008	19:42:43	8238020	A8H220132	I8
65	KVLJ5	5	02-SEP-2008	19:47:07	8238020	A8H220132	I8
66	KVLKE	5	02-SEP-2008	19:51:36	8238020	A8H220132	I8
67	KVHE9C	1	02-SEP-2008	19:56:01			I8
68	KVFDEF	1	02-SEP-2008	20:02:38	8234015	A8H200113	I8
69	KVFDEF	20	02-SEP-2008	20:07:01	8234015	A8H200113	I8
70	CCV	1	02-SEP-2008	20:11:26			I8
71	CCB	1	02-SEP-2008	20:18:02			I8
72	KVFDWF	1	02-SEP-2008	20:22:23	8234015	A8H200113	I8
73	KVFDWF	20	02-SEP-2008	20:26:45	8234015	A8H200113	I8
74	KVFDXF	1	02-SEP-2008	20:31:08	8234015	A8H200113	I8
75	KVFDXF	20	02-SEP-2008	20:35:31	8234015	A8H200113	I8
76	KVFD0F	1	02-SEP-2008	20:39:54	8234015	A8H200113	I8
77	KVFD0F	20	02-SEP-2008	20:44:40	8234015	A8H200113	I8
78	KVFD2F	1	02-SEP-2008	20:49:03	8234015	A8H200113	I8
79	KVFD2F	10	02-SEP-2008	20:53:27	8234015	A8H200113	I8
80	KVFAG	1	02-SEP-2008	20:58:04	8234015	8H19107	I8
81	KVFAH	1	02-SEP-2008	21:02:30	8234015	8H19107	I8
82	CCV	1	02-SEP-2008	21:06:56			I8
83	CCB	1	02-SEP-2008	21:13:32			I8
84	KVFAJ	1	02-SEP-2008	21:18:02	8234015	8H19107	I8
85	KVFAK	1	02-SEP-2008	21:22:24	8234015	8H19107	I8
86	KVFAL	1	02-SEP-2008	21:26:46	8234015	8H19107	I8
87	KVFAM	1	02-SEP-2008	21:31:07	8234015	8H19107	I8
88	KVFAN	1	02-SEP-2008	21:35:30	8234015	8H19107	I8

(continued)

#	WorkOrder	Dilution	Date	Time	Batch	Lot	Instrument
89	KVFGT	1	02-SEP-2008	21:39:53	8234015	8H19107	I8
90	KVFGTS	1	02-SEP-2008	21:44:22	8234015	8H19107	I8
91	KVFGTD	1	02-SEP-2008	21:51:00	8234015	8H19107	I8
92	KVFML	1	02-SEP-2008	21:57:40	8234015	A8H200138	I8
93	KVXCDB	1	02-SEP-2008	22:02:04	8241017	A8H280000	I8
94	CCV	1	02-SEP-2008	22:06:31			I8
95	CCB	1	02-SEP-2008	22:13:07			I8
96	KVXCDC	1	02-SEP-2008	22:17:31	8241017	A8H280000	I8
97	KVVGX	1	02-SEP-2008	22:24:11	8241017	8H22130	I8
98	KVVGXX	1	02-SEP-2008	22:28:34	8241017	8H22130	I8
99	KVVGXS	1	02-SEP-2008	22:32:56	8241017	8H22130	I8
100	KVVGXF	1	02-SEP-2008	22:39:33	8241017	8H22130	I8
101	KVVG4	1	02-SEP-2008	22:43:56	8241017	8H22130	I8
102	KVVG4F	1	02-SEP-2008	22:48:19	8241017	8H22130	I8
103	KVVG6	1	02-SEP-2008	22:52:42	8241017	8H22130	I8
104	KVVG6F	1	02-SEP-2008	22:57:10	8241017	8H22130	I8
105	KVVKV	1	02-SEP-2008	23:01:35	8241017	8H26134	I8
106	CCV	1	02-SEP-2008	23:06:00			I8
107	CCB	1	02-SEP-2008	23:12:35			I8
108	KVVKVS	1	02-SEP-2008	23:16:57	8241017	8H26134	I8
109	KVVKVD	1	02-SEP-2008	23:23:37	8241017	8H26134	I8
110	KVVKVF	1	02-SEP-2008	23:30:17	8241017	8H26134	I8
111	KVVKVFS	1	02-SEP-2008	23:34:44	8241017	8H26134	I8
112	KVVKVFD	1	02-SEP-2008	23:39:13	8241017	8H26134	I8
113	KVVK6	1	02-SEP-2008	23:43:38	8241017	8H26134	I8
114	KVVK6F	1	02-SEP-2008	23:48:01	8241017	8H26134	I8
115	KVVK6FL	1	02-SEP-2008	23:52:25			I8
116	CCV	1	02-SEP-2008	23:56:54			I8
117	CCB	1	03-SEP-2008	00:01:16			I8

End of Report

: Instrument Upload Run Log - Page 1 :
: Started Thu Sep 4 04:19:02 2008 by COUNTSK :
: Data File: UPL$CAN_DATA_ROOT:<REP>I80903A.CSV;1 :

#	WorkOrder	Dilution	Date	Time	Batch	Lot	Instrument
1	STD1	1	03-SEP-2008	08:56:13	8242014	8H26134	I8
2	STD2	1	03-SEP-2008	08:59:18			I8
3	STD3	1	03-SEP-2008	09:05:13			I8
4	STD4	1	03-SEP-2008	09:11:27			I8
5	ICV	1	03-SEP-2008	09:15:29			I8
6	ICB	1	03-SEP-2008	09:21:20			I8
7	CRI	1	03-SEP-2008	09:25:21			I8
8	ICSA	1	03-SEP-2008	09:29:30			I8
9	ICSAB	1	03-SEP-2008	09:33:34			I8
10	CCV	1	03-SEP-2008	09:39:37			I8
11	CCB	1	03-SEP-2008	09:45:51			I8
12	KVE55C	1	03-SEP-2008	09:48:48			I8
13	KVK3HC	1	03-SEP-2008	09:55:01			I8
14	KVFDWF	5	03-SEP-2008	10:01:15			I8
15	KVFDXF	5	03-SEP-2008	10:05:20			I8
16	KVFD0F	5	03-SEP-2008	10:09:23			I8
17	KVFD2F	5	03-SEP-2008	10:13:25			I8
18	KVFAG	1	03-SEP-2008	10:17:27			I8
19	KVFAH	1	03-SEP-2008	10:21:29			I8
20	KVFAJ	1	03-SEP-2008	10:25:32			I8
21	KVFAK	1	03-SEP-2008	10:29:47			I8
22	CCV	1	03-SEP-2008	10:33:51			I8
23	CCB	1	03-SEP-2008	10:39:31			I8
24	KVFAL	1	03-SEP-2008	10:43:33			I8
25	KVFAM	1	03-SEP-2008	10:47:36			I8
26	KVFAN	1	03-SEP-2008	10:51:37			I8
27	KVFGT	1	03-SEP-2008	10:55:37			I8
28	KVFGTS	1	03-SEP-2008	10:59:37			I8
29	KVFGTD	1	03-SEP-2008	11:05:22			I8
30	KVXCDB	1	03-SEP-2008	11:11:39	8241017	A8H280000	I8
31	KVXCDC	1	03-SEP-2008	11:15:49	8241017	A8H280000	I8
32	KVVGX	1	03-SEP-2008	11:22:08	8241017	8H22130	I8
33	KVVGXF	1	03-SEP-2008	11:26:10	8241017	8H22130	I8
34	CCV	1	03-SEP-2008	11:30:25			I8
35	CCB	1	03-SEP-2008	11:36:40			I8
36	KVVGXX	1	03-SEP-2008	11:40:43	8241017	8H22130	I8
37	KVVGXS	1	03-SEP-2008	11:44:46	8241017	8H22130	I8
38	KVVG4	1	03-SEP-2008	11:51:05	8241017	8H22130	I8
39	KVVG4F	1	03-SEP-2008	11:55:13	8241017	8H22130	I8
40	KVVG6	1	03-SEP-2008	11:59:22	8241017	8H22130	I8
41	KVVG6F	1	03-SEP-2008	12:03:35	8241017	8H22130	I8
42	KVVKV	1	03-SEP-2008	12:07:52	8241017	8H26134	I8
43	KVVKVS	1	03-SEP-2008	12:11:53	8241017	8H26134	I8
44	KVVKVD	1	03-SEP-2008	12:18:06	8241017	8H26134	I8

(continued)

#	WorkOrder	Dilution	Date	Time	Batch	Lot	Instrument
45	KVVKVF	1	03-SEP-2008	12:24:23	8241017	8H26134	I8
46	CCV	1	03-SEP-2008	12:28:25			I8
47	CCB	1	03-SEP-2008	12:34:39			I8
48	KVVKVFS	1	03-SEP-2008	12:38:40	8241017	8H26134	I8
49	KVVKVFD	1	03-SEP-2008	12:42:27	8241017	8H26134	I8
50	KVVK6	1	03-SEP-2008	12:48:43	8241017	8H26134	I8
51	KVVK6F	1	03-SEP-2008	12:52:46	8241017	8H26134	I8
52	KVVK6FL	1	03-SEP-2008	12:56:50			I8
53	KV1R9B	1	03-SEP-2008	13:00:54	8242014	A8H290000	I8
54	KV1R9C	1	03-SEP-2008	13:05:07	8242014	A8H290000	I8
55	KVXTC	1	03-SEP-2008	13:11:22	8242014	8H28135	I8
56	KV1H5	1	03-SEP-2008	13:15:24	8242014	A8H280305	I8
57	KVXL1	1	03-SEP-2008	13:19:26	8242014	8H26147	I8
58	CCV	1	03-SEP-2008	13:23:28			I8
59	CCB	1	03-SEP-2008	13:29:37			I8
60	KVXL5	1	03-SEP-2008	13:33:45	8242014	8H26147	I8
61	KVXL6	1	03-SEP-2008	13:37:50	8242014	8H26147	I8
62	KVXL9	1	03-SEP-2008	13:41:55	8242014	8H26147	I8
63	KVXMA	1	03-SEP-2008	13:45:59	8242014	8H26147	I8
64	KVX88	1	03-SEP-2008	13:50:03	8242014	8H26134	I8
65	KVX88F	1	03-SEP-2008	13:54:11	8242014	8H26134	I8
66	KVX9M	1	03-SEP-2008	13:58:15	8242014	8H26134	I8
67	KVX9MF	1	03-SEP-2008	14:02:21	8242014	8H26134	I8
68	KV0PR	1	03-SEP-2008	14:06:35	8242014	8H28249	I8
69	KV0PRS	1	03-SEP-2008	14:10:36	8242014	8H28249	I8
70	CCV	1	03-SEP-2008	14:16:33			I8
71	CCB	1	03-SEP-2008	14:22:48			I8
72	KV0PRD	1	03-SEP-2008	14:26:49	8242014	8H28249	I8
73	KV0TC	1	03-SEP-2008	14:33:05	8242014	8H28249	I8
74	KV0TD	1	03-SEP-2008	14:37:08	8242014	8H28249	I8
75	KV0TF	1	03-SEP-2008	14:41:17	8242014	8H28249	I8
76	KV0TH	1	03-SEP-2008	14:45:21	8242014	8H28249	I8
77	KV0TK	1	03-SEP-2008	14:49:29	8242014	8H28249	I8
78	KV0TM	1	03-SEP-2008	14:53:33	8242014	8H28249	I8
79	KV0TP	1	03-SEP-2008	14:57:38	8242014	8H28249	I8
80	KV0TQ	1	03-SEP-2008	15:01:42	8242014	8H28249	I8
81	KV0TQL	1	03-SEP-2008	15:05:49			I8
82	CCV	1	03-SEP-2008	15:09:53			I8
83	CCB	1	03-SEP-2008	15:15:58			I8
84	KV54LB	1	03-SEP-2008	15:19:59	8247012	A8I030000	I8
85	KV54LC	1	03-SEP-2008	15:24:03	8247012	A8I030000	I8
86	KVH12R	1	03-SEP-2008	15:28:05	8247012	8H21137	I8
87	KVH2KR	1	03-SEP-2008	15:32:08	8247012	8H21137	I8
88	KVH2PR	1	03-SEP-2008	15:36:11	8247012	8H21137	I8

(continued)

```
:        Instrument Upload                                    Run Log - Page  3 :
:        Started Thu Sep  4 04:19:02 2008 by COUNTSK                            :
:        Data File: UPL$CAN_DATA_ROOT:<REP>I80903A.CSV;1                        :
```

#	WorkOrder	Dilution	Date	Time	Batch	Lot	Instrument
89	KVH2XR	1	03-SEP-2008	15:40:14	8247012	8H21137	I8
90	KVH24R	1	03-SEP-2008	15:44:17	8247012	8H21137	I8
91	KVPHDB	1	03-SEP-2008	15:48:22	8238019	A8H250000	I8
92	KVPHDC	1	03-SEP-2008	15:52:26	8238019	A8H250000	I8
93	KVNTV	1	03-SEP-2008	15:58:16	8238019	8H19107	I8
94	CCV	1	03-SEP-2008	16:02:19			I8
95	CCB	1	03-SEP-2008	16:07:34			I8
96	KVNTVS	1	03-SEP-2008	16:11:40	8238019	8H19107	I8
97	KVNTVD	1	03-SEP-2008	16:15:53	8238019	8H19107	I8
98	KVNVC	1	03-SEP-2008	16:20:18	8238019	8H19107	I8
99	KVNVD	1	03-SEP-2008	16:24:23	8238019	8H19107	I8
100	KVNVF	1	03-SEP-2008	16:28:25	8238019	8H19107	I8
101	KVNVG	1	03-SEP-2008	16:32:29	8238019	8H19107	I8
102	KVNVH	1	03-SEP-2008	16:36:34	8238019	8H19107	I8
103	KVNVJ	1	03-SEP-2008	16:40:52	8238019	8H19107	I8
104	KVNVJL	1	03-SEP-2008	16:44:56			I8
105	KVPG4B	1	03-SEP-2008	16:49:00	8238015	A8H250000	I8
106	CCV	1	03-SEP-2008	16:53:11			I8
107	CCB	1	03-SEP-2008	16:57:12			I8
108	KVPG4C	1	03-SEP-2008	17:01:14	8238015	A8H250000	I8
109	KVLF0	1	03-SEP-2008	17:05:48	8238015	8H22130	I8
110	KVLF0F	1	03-SEP-2008	17:09:55	8238015	8H22130	I8
111	KVLF0X	1	03-SEP-2008	17:14:02	8238015	8H22130	I8
112	KVLF0S	1	03-SEP-2008	17:18:10	8238015	8H22130	I8
113	KVLF9	1	03-SEP-2008	17:22:22	8238015	8H22130	I8
114	KVLF9F	1	03-SEP-2008	17:26:24	8238015	8H22130	I8
115	KVLGG	1	03-SEP-2008	17:30:30	8238015	8H22130	I8
116	KVLGGF	1	03-SEP-2008	17:34:34	8238015	8H22130	I8
117	KVLGM	1	03-SEP-2008	17:38:38	8238015	8H22130	I8
118	CCV	1	03-SEP-2008	17:42:48			I8
119	CCB	1	03-SEP-2008	17:46:56			I8
120	KVLGMF	1	03-SEP-2008	17:50:58	8238015	8H22130	I8
121	KVLHC	1	03-SEP-2008	17:55:02	8238015	8H22130	I8
122	KVLHCF	1	03-SEP-2008	17:59:12	8238015	8H22130	I8
123	KVNXF	1	03-SEP-2008	18:03:32	8238015	8H22130	I8
124	KVNXFF	1	03-SEP-2008	18:07:42	8238015	8H22130	I8
125	KVNXT	1	03-SEP-2008	18:11:56	8238015	8H22130	I8
126	KVNXTF	1	03-SEP-2008	18:16:10	8238015	8H22130	I8
127	KVNXV	1	03-SEP-2008	18:20:15	8238015	8H22130	I8
128	KVNXVF	1	03-SEP-2008	18:24:18	8238015	8H22130	I8
129	KVNXVFL	1	03-SEP-2008	18:28:42			I8
130	CCV	1	03-SEP-2008	18:32:51			I8
131	CCB	1	03-SEP-2008	18:36:52			I8

```
---------------------------------- End of Report ----------------------------
```

: Instrument Upload Run Log - Page 1 :
: Started Fri Sep 5 04:05:38 2008 by COUNTSK :
: Data File: UPL$CAN_DATA_ROOT:<REP>I80904A.CSV;1 :

#	WorkOrder	Dilution	Date	Time	Batch	Lot	Instrument
1	STD1	1	04-SEP-2008	09:09:24	8240011	8H26147	I8
2	STD2	1	04-SEP-2008	09:13:08			I8
3	STD3	1	04-SEP-2008	09:19:14			I8
4	STD4	1	04-SEP-2008	09:25:52			I8
5	ICV	1	04-SEP-2008	09:30:14			I8
6	ICB	1	04-SEP-2008	09:36:26			I8
7	CRI	1	04-SEP-2008	09:40:48			I8
8	ICSA	1	04-SEP-2008	09:45:23			I8
9	ICSAB	1	04-SEP-2008	09:49:48			I8
10	CCV	1	04-SEP-2008	09:56:12			I8
11	CCB	1	04-SEP-2008	10:02:47			I8
12	KVPHDB	1	04-SEP-2008	10:07:11	8238019	A8H250000	I8
13	KVVG6	5	04-SEP-2008	10:11:31	8241017	8H22130	I8
14	KVVG6F	5	04-SEP-2008	10:15:52	8241017	8H22130	I8
15	KVPG4B	1	04-SEP-2008	10:20:12	8238015	A8H250000	I8
16	KVPG4C	1	04-SEP-2008	10:24:33	8238015	A8H250000	I8
17	KVLF0	1	04-SEP-2008	10:30:48	8238015	8H22130	I8
18	KVLF0X	1	04-SEP-2008	10:35:13	8238015	8H22130	I8
19	KVLF0S	1	04-SEP-2008	10:39:35	8238015	8H22130	I8
20	KVLF0F	1	04-SEP-2008	10:46:00	8238015	8H22130	I8
21	KVLF9	1	04-SEP-2008	10:50:23	8238015	8H22130	I8
22	CCV	1	04-SEP-2008	10:54:45			I8
23	CCB	1	04-SEP-2008	11:01:16			I8
24	KVNVJ	1	04-SEP-2008	11:05:52	8238019	8H19107	I8
25	CCV	1	04-SEP-2008	11:10:16			I8
26	CCB	1	04-SEP-2008	11:16:49			I8
27	KVLF9F	1	04-SEP-2008	11:21:10	8238015	8H22130	I8
28	KVLGG	1	04-SEP-2008	11:25:33	8238015	8H22130	I8
29	KVLGGF	1	04-SEP-2008	11:29:57	8238015	8H22130	I8
30	KVLGM	1	04-SEP-2008	11:34:19	8238015	8H22130	I8
31	KVLGMF	1	04-SEP-2008	11:38:39	8238015	8H22130	I8
32	KVLHC	1	04-SEP-2008	11:43:03	8238015	8H22130	I8
33	KVLHCF	1	04-SEP-2008	11:47:25	8238015	8H22130	I8
34	KVNXF	1	04-SEP-2008	11:51:47	8238015	8H22130	I8
35	KVNXFF	1	04-SEP-2008	11:56:09	8238015	8H22130	I8
36	KVNXT	1	04-SEP-2008	12:00:32	8238015	8H22130	I8
37	CCV	1	04-SEP-2008	12:04:55			I8
38	CCB	1	04-SEP-2008	12:11:26			I8
39	KVNXTF	1	04-SEP-2008	12:15:48	8238015	8H22130	I8
40	KVNXV	1	04-SEP-2008	12:20:11	8238015	8H22130	I8
41	KVNXVF	1	04-SEP-2008	12:24:38	8238015	8H22130	I8
42	KVNXVFL	1	04-SEP-2008	12:29:04			I8
43	KVT8AB	1	04-SEP-2008	12:33:31	8240011	A8H270000	I8
44	KVT8AC	1	04-SEP-2008	12:37:54	8240011	A8H270000	I8

(continued)

#	WorkOrder	Dilution	Date	Time	Batch	Lot	Instrument
45	KVRA6	1	04-SEP-2008	12:43:56	8240011	8H22130	I8
46	KVRA6X	1	04-SEP-2008	12:48:17	8240011	8H22130	I8
47	KVRA6S	1	04-SEP-2008	12:52:39	8240011	8H22130	I8
48	KVRA6F	1	04-SEP-2008	12:59:11	8240011	8H22130	I8
49	CCV	1	04-SEP-2008	13:03:33			I8
50	CCB	1	04-SEP-2008	13:10:08			I8
51	KVRA7	1	04-SEP-2008	13:14:29	8240011	8H22130	I8
52	KVRA7F	1	04-SEP-2008	13:18:52	8240011	8H22130	I8
53	KVRCD	1	04-SEP-2008	13:23:15	8240011	8H22130	I8
54	KVRCDF	1	04-SEP-2008	13:27:39	8240011	8H22130	I8
55	KVRCG	1	04-SEP-2008	13:32:10	8240011	8H22130	I8
56	KVRCGF	1	04-SEP-2008	13:36:35	8240011	8H22130	I8
57	KVRCJ	1	04-SEP-2008	13:41:01	8240011	8H22130	I8
58	KVRCJF	1	04-SEP-2008	13:45:26	8240011	8H22130	I8
59	KVRHQ	1	04-SEP-2008	13:49:48	8240011	8H26147	I8
60	KVRHQS	1	04-SEP-2008	13:54:10	8240011	8H26147	I8
61	CCV	1	04-SEP-2008	13:58:26			I8
62	CCB	1	04-SEP-2008	14:05:01			I8
63	KVRHQD	1	04-SEP-2008	14:09:21	8240011	8H26147	I8
64	KVRHX	1	04-SEP-2008	14:15:59	8240011	8H26147	I8
65	KVRH0	1	04-SEP-2008	14:20:22	8240011	8H26147	I8
66	KVRH0L	1	04-SEP-2008	14:24:46			I8
67	KVT8RB	1	04-SEP-2008	14:29:13	8240018	A8H270000	I8
68	KVT8RC	1	04-SEP-2008	14:33:49	8240018	A8H270000	I8
69	KVQ8R	1	04-SEP-2008	14:40:15	8240018	A8H260113	I8
70	KVQ8RL	1	04-SEP-2008	14:44:40			I8
71	KVQ8RS	1	04-SEP-2008	14:49:04	8240018	A8H260113	I8
72	KVQ8RD	1	04-SEP-2008	14:55:27	8240018	A8H260113	I8
73	CCV	1	04-SEP-2008	15:02:03			I8
74	CCB	1	04-SEP-2008	15:08:37			I8
75	KVQ80	1	04-SEP-2008	15:12:58	8240018	A8H260113	I8
76	KVQ81	1	04-SEP-2008	15:17:20	8240018	A8H260113	I8
77	KVQ83	1	04-SEP-2008	15:21:45	8240018	A8H260113	I8
78	KVQ84	1	04-SEP-2008	15:26:08	8240018	A8H260113	I8
79	KVQ85	1	04-SEP-2008	15:30:32	8240018	A8H260113	I8
80	KVQ86	1	04-SEP-2008	15:34:55	8240018	A8H260113	I8
81	KVQ87	1	04-SEP-2008	15:39:19	8240018	A8H260113	I8
82	KVQ88	1	04-SEP-2008	15:43:49	8240018	A8H260113	I8
83	KVQ89	1	04-SEP-2008	15:48:14	8240018	A8H260113	I8
84	KVQ9G	1	04-SEP-2008	15:52:42	8240018	A8H260113	I8
85	CCV	1	04-SEP-2008	15:57:05			I8
86	CCB	1	04-SEP-2008	16:03:20			I8
87	KVQ9K	1	04-SEP-2008	16:07:47	8240018	A8H260113	I8
88	KV4N6B	1	04-SEP-2008	16:12:09	8246017	A8I020000	I8

(continued)

: Instrument Upload Run Log - Page 1 :
: Started Tue Sep 9 07:47:17 2008 by COUNTSK :
: Data File: UPL$CAN_DATA_ROOT:<REP>I80908A.CSV;1 :

#	WorkOrder	Dilution	Date	Time	Batch	Lot	Instrument
1	~~CRI~~ STD1	1	08-SEP-2008	~~11:53:18~~ 11:22			I8
2	STD2	1	08-SEP-2008	11:26:41			I8
3	STD3	1	08-SEP-2008	11:32:53			I8
4	STD4	1	08-SEP-2008	11:39:06			I8
5	ICV	1	08-SEP-2008	11:43:07			I8
6	ICB	1	08-SEP-2008	11:49:19			I8
7	CRI	1	08-SEP-2008	11:53:18			I8
8	ICSA	1	08-SEP-2008	11:57:21			I8
9	ICSAB	1	08-SEP-2008	12:01:24			I8
10	CCV	1	08-SEP-2008	12:07:37			I8
11	CCB	1	08-SEP-2008	12:13:49			I8
12	KWA0WB	1	08-SEP-2008	12:17:51	8249013	A8I050000	I8
13	KWA0WC	1	08-SEP-2008	12:21:49	8249013	A8I050000	I8
14	KV9NN	1	08-SEP-2008	12:28:00	8249013	A8I040206	I8
15	KV9NNL	1	08-SEP-2008	12:32:01			I8
16	KV8G8B	1	08-SEP-2008	12:35:59	8248013	A8I040000	I8
17	KV8G8C	1	08-SEP-2008	12:39:58	8248013	A8I040000	I8
18	KV6N1	1	08-SEP-2008	12:46:11	8248013	A8I030110	I8
19	KV6N1L	1	08-SEP-2008	12:50:10			I8
20	KV6N2	1	08-SEP-2008	12:54:12	8248013	A8I030110	I8
21	KV6N3	1	08-SEP-2008	12:58:15	8248013	A8I030110	I8
22	CCV	1	08-SEP-2008	13:02:18			I8
23	CCB	1	08-SEP-2008	13:08:29			I8
24	KV6N4	1	08-SEP-2008	13:12:28	8248013	A8I030110	I8
25	KV6N6	1	08-SEP-2008	13:16:33	8248013	A8I030110	I8
26	KV6N9	1	08-SEP-2008	13:20:32	8248013	A8I030110	I8
27	KV6PD	1	08-SEP-2008	13:24:29	8248013	A8I030110	I8
28	KV6PF	1	08-SEP-2008	13:28:37	8248013	A8I030110	I8
29	KV6PN	1	08-SEP-2008	13:32:34	8248013	A8I030110	I8
30	KV6PP	1	08-SEP-2008	13:36:32	8248013	A8I030110	I8
31	KV6PQ	1	08-SEP-2008	13:40:32	8248013	A8I030110	I8
32	KV640	1	08-SEP-2008	13:44:33	8248013	A8I030110	I8
33	KV6DR	1	08-SEP-2008	13:48:32	8248013	8H28126	I8
34	CCV	1	08-SEP-2008	13:52:33			I8
35	CCB	1	08-SEP-2008	13:58:45			I8
36	KV6DRX	1	08-SEP-2008	14:02:43	8248013	8H28126	I8
37	KV6DRS	1	08-SEP-2008	14:06:43	8248013	8H28126	I8
38	KV6DRF	1	08-SEP-2008	14:12:57	8248013	8H28126	I8
39	KV6D9	1	08-SEP-2008	14:16:57	8248013	8H28126	I8
40	KV6D9F	1	08-SEP-2008	14:20:57	8248013	8H28126	I8
41	KV6EC	1	08-SEP-2008	14:25:06	8248013	8H28126	I8
42	KV6ECF	1	08-SEP-2008	14:29:08	8248013	8H28126	I8
43	KV638B	1	08-SEP-2008	14:33:06	8247297	A8I030000	I8
44	KV638C	1	08-SEP-2008	14:37:04	8247297	A8I030000	I8

(continued)

#	WorkOrder	Dilution	Date	Time	Batch	Lot	Instrument
45	KV6ME	1	08-SEP-2008	14:43:18	8247297	A8I030110	I8
46	CCV	1	08-SEP-2008	14:47:17			I8
47	CCB	1	08-SEP-2008	14:53:29			I8
48	KV6MEL	1	08-SEP-2008	14:57:32			I8
49	KV6MES	1	08-SEP-2008	15:01:32	8247297	A8I030110	I8
50	KV6MED	1	08-SEP-2008	15:07:46	8247297	A8I030110	I8
51	KV6MG	1	08-SEP-2008	15:13:59	8247297	A8I030110	I8
52	KV6MJ	1	08-SEP-2008	15:18:01	8247297	A8I030110	I8
53	KV6MK	1	08-SEP-2008	15:22:02	8247297	A8I030110	I8
54	KV6ML	1	08-SEP-2008	15:26:02	8247297	A8I030110	I8
55	KV6MM	1	08-SEP-2008	15:30:00	8247297	A8I030110	I8
56	KV6MN	1	08-SEP-2008	15:33:58	8247297	A8I030110	I8
57	KV6MQ	1	08-SEP-2008	15:37:57	8247297	A8I030110	I8
58	CCV	1	08-SEP-2008	15:41:56			I8
59	CCB	1	08-SEP-2008	15:48:08			I8
60	KV6MR	1	08-SEP-2008	15:52:07	8247297	A8I030110	I8
61	KV6MT	1	08-SEP-2008	15:56:17	8247297	A8I030110	I8
62	KV6M7	1	08-SEP-2008	16:00:17	8247297	A8I030110	I8
63	KV6NC	1	08-SEP-2008	16:04:17	8247297	A8I030110	I8
64	KV6NE	1	08-SEP-2008	16:08:17	8247297	A8I030110	I8
65	KV6NM	1	08-SEP-2008	16:12:18	8247297	A8I030110	I8
66	KV6NN	1	08-SEP-2008	16:16:18	8247297	A8I030110	I8
67	KV6NQ	1	08-SEP-2008	16:20:19	8247297	A8I030110	I8
68	KV6NV	1	08-SEP-2008	16:24:23	8247297	A8I030110	I8
69	KV6NW	1	08-SEP-2008	16:28:22	8247297	A8I030110	I8
70	CCV	1	08-SEP-2008	16:32:19			I8
71	CCB	1	08-SEP-2008	16:38:31			I8
72	KV6NX	1	08-SEP-2008	16:42:29	8247297	A8I030110	I8
73	KV6N0	1	08-SEP-2008	16:46:27	8247297	A8I030110	I8
74	KV63QB	1	08-SEP-2008	16:50:29	8247291	A8I030000	I8
75	KV63QC	1	08-SEP-2008	16:54:34	8247291	A8I030000	I8
76	KV6LJ	1	08-SEP-2008	17:00:50	8247291	A8I030110	I8
77	KV6LJL	1	08-SEP-2008	17:04:50			I8
78	KV6LJS	1	08-SEP-2008	17:08:51	8247291	A8I030110	I8
79	KV6LJD	1	08-SEP-2008	17:15:07	8247291	A8I030110	I8
80	KV6LL	1	08-SEP-2008	17:21:22	8247291	A8I030110	I8
81	KV6LM	1	08-SEP-2008	17:25:24	8247291	A8I030110	I8
82	CCV	1	08-SEP-2008	17:29:26			I8
83	CCB	1	08-SEP-2008	17:35:37			I8
84	KV6LN	1	08-SEP-2008	17:39:35	8247291	A8I030110	I8
85	KV6LP	1	08-SEP-2008	17:43:36	8247291	A8I030110	I8
86	KV6LQ	1	08-SEP-2008	17:47:35	8247291	A8I030110	I8
87	KV6LR	1	08-SEP-2008	17:51:36	8247291	A8I030110	I8
88	KV6LT	1	08-SEP-2008	17:55:44	8247291	A8I030110	I8

(continued)

#	WorkOrder	Dilution	Date	Time	Batch	Lot	Instrument
89	KV6LV	1	08-SEP-2008	17:59:51	8247291	A8I030110	I8
90	KV6LW	1	08-SEP-2008	18:03:56	8247291	A8I030110	I8
91	KV6LX	1	08-SEP-2008	18:07:57	8247291	A8I030110	I8
92	KV6L0	1	08-SEP-2008	18:12:03	8247291	A8I030110	I8
93	KV6L1	1	08-SEP-2008	18:16:06	8247291	A8I030110	I8
94	CCV	1	08-SEP-2008	18:20:06			I8
95	CCB	1	08-SEP-2008	18:26:18			I8
96	KV6L2	1	08-SEP-2008	18:30:19	8247291	A8I030110	I8
97	KV6L3	1	08-SEP-2008	18:34:21	8247291	A8I030110	I8
98	KV6L4	1	08-SEP-2008	18:38:21	8247291	A8I030110	I8
99	KV6L7	1	08-SEP-2008	18:42:21	8247291	A8I030110	I8
100	KV6L8	1	08-SEP-2008	18:46:20	8247291	A8I030110	I8
101	KV6L9	1	08-SEP-2008	18:50:21	8247291	A8I030110	I8
102	KV6MA	1	08-SEP-2008	18:54:21	8247291	A8I030110	I8
103	KV628B	1	08-SEP-2008	18:58:25	8247286	A8I030000	I8
104	KV628C	1	08-SEP-2008	19:02:26	8247286	A8I030000	I8
105	KV6KN	1	08-SEP-2008	19:08:42	8247286	A8I030110	I8
106	CCV	1	08-SEP-2008	19:12:41			I8
107	CCB	1	08-SEP-2008	19:18:52			I8
108	ICSA	1	08-SEP-2008	19:22:53			I8
109	ICSAB	1	08-SEP-2008	19:27:06			I8
110	CCV	1	08-SEP-2008	19:33:21			I8
111	CCB	1	08-SEP-2008	19:39:32			I8
112	KV6KNL	1	08-SEP-2008	19:43:42			I8
113	KV6KNS	1	08-SEP-2008	19:47:48	8247286	A8I030110	I8
114	KV6KND	1	08-SEP-2008	19:54:05	8247286	A8I030110	I8
115	KV6KP	1	08-SEP-2008	20:00:22	8247286	A8I030110	I8
116	KV6KQ	1	08-SEP-2008	20:04:30	8247286	A8I030110	I8
117	KV6KR	1	08-SEP-2008	20:08:31	8247286	A8I030110	I8
118	KV6KT	1	08-SEP-2008	20:12:31	8247286	A8I030110	I8
119	KV6KW	1	08-SEP-2008	20:16:31	8247286	A8I030110	I8
120	KV6KX	1	08-SEP-2008	20:20:32	8247286	A8I030110	I8
121	KV6K0	1	08-SEP-2008	20:24:40	8247286	A8I030110	I8
122	CCV	1	08-SEP-2008	20:28:39			I8
123	CCB	1	08-SEP-2008	20:34:51			I8
124	KV6K1	1	08-SEP-2008	20:38:51	8247286	A8I030110	I8
125	KV6K3	1	08-SEP-2008	20:42:52	8247286	A8I030110	I8
126	KV6K5	1	08-SEP-2008	20:47:01	8247286	A8I030110	I8
127	KV6K7	1	08-SEP-2008	20:51:04	8247286	A8I030110	I8
128	KV6K8	1	08-SEP-2008	20:55:07	8247286	A8I030110	I8
129	KV6K9	1	08-SEP-2008	20:59:10	8247286	A8I030110	I8
130	KV6LA	1	08-SEP-2008	21:03:12	8247286	A8I030110	I8
131	KV6LC	1	08-SEP-2008	21:07:16	8247286	A8I030110	I8
132	KV6LD	1	08-SEP-2008	21:11:18	8247286	A8I030110	I8

(continued)

#	WorkOrder	Dilution	Date	Time	Batch	Lot	Instrument
133	KV6LF	1	08-SEP-2008	21:15:23	8247286	A8I030110	I8
134	CCV	1	08-SEP-2008	21:19:22			I8
135	CCB	1	08-SEP-2008	21:25:32			I8
136	KV6LG	1	08-SEP-2008	21:29:32	8247286	A8I030110	I8
137	KV6LH	1	08-SEP-2008	21:33:33	8247286	A8I030110	I8
138	KWFFAB	1	08-SEP-2008	21:37:50	8252014	A8I080000	I8
139	KWFFAC	1	08-SEP-2008	21:41:51	8252014	A8I080000	I8
140	KVRA6R	1	08-SEP-2008	21:48:08	8252014	8H22130	I8
141	KVRA6FR	1	08-SEP-2008	21:52:10	8252014	8H22130	I8
142	KVRA6X	1	08-SEP-2008	21:56:12	8240011	8H22130	I8
143	KVRA6S	1	08-SEP-2008	22:00:21	8240011	8H22130	I8
144	KVRA7R	1	08-SEP-2008	22:06:38	8252014	8H22130	I8
145	KVRA7FR	1	08-SEP-2008	22:10:43	8252014	8H22130	I8
146	CCV	1	08-SEP-2008	22:14:42			I8
147	CCB	1	08-SEP-2008	22:20:53			I8
148	KVRCDR	1	08-SEP-2008	22:24:52	8252014	8H22130	I8
149	KVRCDFR	1	08-SEP-2008	22:28:52	8252014	8H22130	I8
150	KVRCGR	1	08-SEP-2008	22:32:54	8252014	8H22130	I8
151	KVRCGFR	1	08-SEP-2008	22:36:56	8252014	8H22130	I8
152	KVRCJR	1	08-SEP-2008	22:41:02	8252014	8H22130	I8
153	KVRCJFR	1	08-SEP-2008	22:45:04	8252014	8H22130	I8
154	KVRHQR	1	08-SEP-2008	22:49:06	8252014	8H26147	I8
155	KVRHQS	1	08-SEP-2008	22:53:08	8240011	8H26147	I8
156	KVRHQD	1	08-SEP-2008	22:59:26	8240011	8H26147	I8
157	KVRHXR	1	08-SEP-2008	23:05:45	8252014	8H26147	I8
158	CCV	1	08-SEP-2008	23:09:50			I8
159	CCB	1	08-SEP-2008	23:16:00			I8
160	KVRH0R	1	08-SEP-2008	23:20:09	8252014	8H26147	I8
161	KVRH0RL	1	08-SEP-2008	23:24:09			I8
162	CCV	1	08-SEP-2008	23:28:07			I8
163	CCB	1	08-SEP-2008	23:34:19			I8

End of Report

Line	Conc.	Units	SD/RSD	1	2	3	4	5

*** Sample ID: KVRA6X Seq: 210 16:29:40 27 Aug 2008 HG
WATER
Hg .1583 ppb .0000 % .1583

*** Sample ID: KVRA6S Seq: 211 16:30:47 27 Aug 2008 HG
WATER
Hg 1.040 ppb .0000 % 1.040

*** Check Standard: 2 Ck20CV Seq: 212 16:31:54 27 Aug 2008 HG

Line	Flag	%Rcv.	Found	True	Units	SD/RSD
Hg		100.9	5.043	5.000	ppb	.0000 %

*** Check Standard: 1 Ck1CCB Seq: 213 16:32:59 27 Aug 2008 HG

Line	Flag	Found	Range(+/-)	Units	SD/RSD
Hg		.0353	.2000	ppb	.0000 %

*** Sample ID: KVRA7 Seq: 214 16:34:07 27 Aug 2008 HG
WATER
Hg .0543 ppb .0000 % .0543

*** Sample ID: KVRA7F Seq: 215 16:35:13 27 Aug 2008 HG
WATER
Hg -.0273 ppb .0000 % -.0273

Sample 4D-0825 rep result Hg 1.9 ug/L

*** Sample ID: KVRCD Seq: 216 16:36:20 27 Aug 2008 HG
WATER
Hg 1.870 ppb .0000 % 1.870

*** Sample ID: KVRCDF Seq: 217 16:37:31 27 Aug 2008 HG
WATER
Hg .0304 ppb .0000 % .0304

*** Sample ID: KVRCJ Seq: 218 16:38:40 27 Aug 2008 HG
WATER
Hg .0377 ppb .0000 % .0377

*** Sample ID: KVRCJF Seq: 219 16:39:52 27 Aug 2008 HG
WATER
Hg .0433 ppb .0000 % .0433

*** Sample ID: KVRCG Seq: 220 16:41:08 27 Aug 2008 HG
WATER
Hg .0885 ppb .0000 % .0885

*** Sample ID: KVRCGF Seq: 221 16:42:19 27 Aug 2008 HG
WATER
Hg -.0010 ppb .0000 % -.0010

Sample 65-0821 arsenic rep result 6.8 ug/L

KVLF0 9/3/2008 17:05:48 QC Status: PASS (Initial: PASS)

User Pre -dilution: 1.000

Run	Time	6Li	9Be	10B
		ppb	ppb	ppb
X		59.689%	0.043	M 513.500
%RSD		6.220	22.840	M 0.885
Run	Time	23Na	25Mg	27Al
		ppb	ppb	ppb
X		50690.000	46360.000	207.600
%RSD		1.944	1.755	5.411
Run	Time	35Cl	39K	43Ca
		ppb	ppb	ppb
X		0.000	T 24460.000	M 101300.000
%RSD		0.000	T 1.683	M 0.668
Run	Time	45Sc	45Sc	47Ti
		ppb	ppb	ppb
X		67.387%	84.250%	3.115
%RSD		5.054	1.195	45.300
Run	Time	51V	52Cr	[illegible]
		ppb	ppb	[illegible]
X		1.024	1.079	-1.216
%RSD		22.720	16.240	29.590
Run	Time	55Mn	56Fe	59Co
		ppb	ppb	ppb
X		TM 2236.000	TM 275300.000	6.435
%RSD		TM 0.530	TM 1.023	0.674
Run	Time	60Ni	65Cu	66Zn
		ppb	ppb	ppb
X		2.461	0.450	4.014
%RSD		5.887	15.700	9.435
Run	Time	72Ge	75As	77Ar CI
		ppb	ppb	ppb
X		84.124%	6.788	0.083
%RSD		0.442	3.034	35.640
Run	Time	78Se	88Sr	95Mo
		ppb	ppb	ppb
X		1.011	M 417.800	1.048
%RSD		36.320	M 1.410	62.240
Run	Time	105Pd	107Ag	108Mo O
		ppb	ppb	ppb
X		0.000	0.025	-1.420
%RSD		0.000	91.570	241.100
Run	Time	111Cd	115In	118Sn
		ppb	ppb	ppb
X		0.061	87.206%	0.124
%RSD		101.000	0.794	131.400
Run	Time	121Sb	137Ba	182W
		ppb	ppb	ppb
X		0.903	52.870	1.945
%RSD		30.000	0.680	47.690
Run	Time	205Tl	208Pb	209Bi
		ppb	ppb	ppb
X		1.557	0.285	82.686%
%RSD		47.370	15.550	0.714

METHOD BLANK REPORT

General Chemistry

Client Lot #...: 8H22130 **Matrix.....:** WATER

PARAMETER	RESULT	REPORTING LIMIT	UNITS	METHOD	PREPARATION-ANALYSIS DATE	PREP BATCH #
Chemical Oxygen Demand (COD)		Work Order #: KV5NR1AA		MB Lot-Sample #:	A8I020000-361	
	ND	20	mg/L	SM18 5220 D	09/02/08	8246361
		Dilution Factor: 1				
Hexavalent Chromium		Work Order #: KVPK41AA		MB Lot-Sample #:	A8H250000-075	
	ND	0.02	mg/L	SW846 7196A	08/22/08	8238075
		Dilution Factor: 1				
Hexavalent Chromium		Work Order #: KVPAQ1AA		MB Lot-Sample #:	A8H230000-092	
	ND	0.02	mg/L	SW846 7196A	08/23/08	8236092
		Dilution Factor: 1				
Hexavalent Chromium		Work Order #: KVVCM1AA		MB Lot-Sample #:	A8H270000-091	
	ND	0.02	mg/L	SW846 7196A	08/26/08	8240091
		Dilution Factor: 1				
Hexavalent Chromium		Work Order #: KVWVC1AA		MB Lot-Sample #:	A8H270000-476	
	ND	0.02	mg/L	SW846 7196A	08/27/08	8240476
		Dilution Factor: 1				
Total Alkalinity	**2.4 B**	Work Order #: KV48D1AA		MB Lot-Sample #:	A8I020000-204	
		5.0	**mg/L**	**SM18 2320 B**	**08/30/08**	**8246204**
		Dilution Factor: 1				
Total Alkalinity	**3.0 B**	Work Order #: KV48G1AA		MB Lot-Sample #:	A8I020000-206	
		5.0	**mg/L**	**SM18 2320 B**	**08/30/08**	**8246206**
		Dilution Factor: 1				
Total Alkalinity	**2.3 B**	Work Order #: KV7LR1AA		MB Lot-Sample #:	A8I030000-388	
		5.0	**mg/L**	**SM18 2320 B**	**09/03/08**	**8247388**
		Dilution Factor: 1				
Total Alkalinity	**3.9 B**	Work Order #: KWC781AA		MB Lot-Sample #:	A8I050000-320	
		5.0	**mg/L**	**SM18 2320 B**	**09/04/08**	**8249320**
		Dilution Factor: 1				
Total Organic Carbon		Work Order #: KVVEV1AA		MB Lot-Sample #:	A8H270000-063	
	ND	1	mg/L	MCAWW 415.1	08/27/08	8240063
		Dilution Factor: 1				

(Continued on next page)

METHOD BLANK REPORT

General Chemistry

Client Lot #...: 8H22130 Matrix.....: WATER

PARAMETER	RESULT	REPORTING LIMIT	UNITS	METHOD	PREPARATION-ANALYSIS DATE	PREP BATCH #
Total Organic Carbon		Work Order #: KVXEE1AA		MB Lot-Sample #: A8H270000-333		
	ND	1	mg/L	MCAWW 415.1	08/27/08	8240333
		Dilution Factor: 1				
Total Organic Carbon		Work Order #: KV0F51AA		MB Lot-Sample #: A8H280000-161		
	0.2 B	1	mg/L	**MCAWW 415.1**	**08/28/08**	**8241161**
		Dilution Factor: 1				

NOTE(S):

Calculations are performed before rounding to avoid round-off errors in calculated results.

B Estimated result. Result is less than RL.

LABORATORY CONTROL SAMPLE DATA REPORT

General Chemistry

Lot-Sample #...: 8H22130 **Matrix.....:** WATER

PARAMETER	SPIKE AMOUNT	MEASURED AMOUNT	UNITS	PERCNT RECVRY	RPD	METHOD	PREPARATION-ANALYSIS DATE	PREP BATCH #
Chemical Oxygen Demand (COD)			WO#:KV5NR1AC-LCS/KV5NR1AD-LCSD			LCS Lot-Sample#: A8I020000-361		
	240	230	mg/L	99		SM18 5220 D	09/02/08	8246361
	240	240	mg/L	101	1.0	SM18 5220 D	09/02/08	8246361
			Dilution Factor: 1					
Hexavalent Chromium			WO#:KVVCM1AC-LCS/KVVCM1AD-LCSD			LCS Lot-Sample#: A8H270000-091		
	0.25	0.22	mg/L	86		SW846 7196A	08/26/08	8240091
	0.25	0.23	mg/L	91	5.7	SW846 7196A	08/26/08	8240091
			Dilution Factor: 1					
Hexavalent Chromium			WO#:KVWVC1AC-LCS/KVWVC1AD-LCSD			LCS Lot-Sample#: A8H270000-476		
	0.25	0.21	mg/L	85		SW846 7196A	08/27/08	8240476
	0.25	0.22	mg/L	89	4.3	SW846 7196A	08/27/08	8240476
			Dilution Factor: 1					

NOTE(S):

Calculations are performed before rounding to avoid round-off errors in calculated results.

LABORATORY CONTROL SAMPLE DATA REPORT

General Chemistry

Client Lot #...: 8H22130 **Matrix.....:** WATER

PARAMETER	SPIKE AMOUNT	MEASURED AMOUNT	UNITS	PERCNT RECVRY	METHOD	PREPARATION-ANALYSIS DATE	PREP BATCH #
pH (liquid)			Work Order #: KVM7A1AA LCS Lot-Sample#:			A8H220000-451	
	8.5	8.4	No Units	99	SW846 9040B	08/22/08	8235451
			Dilution Factor: 1				
pH (liquid)			Work Order #: KVPE61AA LCS Lot-Sample#:			A8H230000-114	
	8.5	8.4	No Units	99	SW846 9040B	08/23/08	8236114
			Dilution Factor: 1				
pH (liquid)			Work Order #: KVWNV1AA LCS Lot-Sample#:			A8H260000-538	
	8.5	8.4	No Units	98	SW846 9040B	08/26/08	8239538
			Dilution Factor: 1				
pH (liquid)			Work Order #: KVW0F1AA LCS Lot-Sample#:			A8H270000-498	
	8.5	8.4	No Units	99	SW846 9040B	08/27/08	8240498
			Dilution Factor: 1				
Hexavalent Chromium			Work Order #: KVPAQ1AC LCS Lot-Sample#:			A8H230000-092	
	0.25	0.25	mg/L	102	SW846 7196A	08/23/08	8236092
			Dilution Factor: 1				
Hexavalent Chromium			Work Order #: KVPK41AC LCS Lot-Sample#:			A8H250000-075	
	0.25	0.25	mg/L	101	SW846 7196A	08/22/08	8238075
			Dilution Factor: 1				
Total Alkalinity			Work Order #: KV48D1AC LCS Lot-Sample#:			A8I020000-204	
	101	105	mg/L	104	SM18 2320 B	08/30/08	8246204
			Dilution Factor: 1				
Total Alkalinity			Work Order #: KV48G1AC LCS Lot-Sample#:			A8I020000-206	
	101	106	mg/L	105	SM18 2320 B	08/30/08	8246206
			Dilution Factor: 1				
Total Alkalinity			Work Order #: KV7LR1AC LCS Lot-Sample#:			A8I030000-388	
	101	106	mg/L	105	SM18 2320 B	09/03/08	8247388
			Dilution Factor: 1				
Total Alkalinity			Work Order #: KWC781AC LCS Lot-Sample#:			A8I050000-320	
	101	117	mg/L	116	SM18 2320 B	09/04/08	8249320
			Dilution Factor: 1				

(Continued on next page)

LABORATORY CONTROL SAMPLE DATA REPORT

General Chemistry

Client Lot #...: 8H22130 **Matrix.....:** WATER

PARAMETER	SPIKE AMOUNT	MEASURED AMOUNT	UNITS	PERCNT RECVRY	METHOD	PREPARATION-ANALYSIS DATE	PREP BATCH #
Total Organic Carbon			Work Order #: KVVEV1AC LCS Lot-Sample#: A8H270000-063				
	19	20	mg/L	106	MCAWW 415.1	08/26/08	8240063
			Dilution Factor: 1				
Total Organic Carbon			Work Order #: KVXEE1AC LCS Lot-Sample#: A8H270000-333				
	19	19	mg/L	103	MCAWW 415.1	08/27/08	8240333
			Dilution Factor: 1				
Total Organic Carbon			Work Order #: KV0F51AC LCS Lot-Sample#: A8H280000-161				
	19	20	mg/L	105	MCAWW 415.1	08/28/08	8241161
			Dilution Factor: 1				

NOTE(S):

Calculations are performed before rounding to avoid round-off errors in calculated results.

MATRIX SPIKE SAMPLE DATA REPORT

General Chemistry

Client Lot #...: 8H22130 **Matrix.....:** WATER
Date Sampled...: 08/22/08 14:00 **Date Received..:** 08/23/08

PARAMETER	SAMPLE AMOUNT	SPIKE AMT	MEASRD AMOUNT	UNITS	PERCNT RECVRY	RPD	METHOD	PREPARATION-ANALYSIS DATE	PREP BATCH #
Chemical Oxygen Demand (COD)			WO#: KVK6C1A8-MS/KVK6C1A9-MSD		MS Lot-Sample #: A8H220102-019				
	87	110	190	mg/L	98		SM18 5220 D	09/02/08	8246361
	87	110	190	mg/L	95	1.4	SM18 5220 D	09/02/08	8246361
			Dilution Factor: 1						
Hexavalent Chromium			WO#: KVNT51AF-MS/KVNT51AG-MSD		MS Lot-Sample #: A8H230136-007				
	ND	0.25	0.21	mg/L	84		SW846 7196A	08/23/08	8236092
	ND	0.25	0.21	mg/L	85	1.6	SW846 7196A	08/23/08	8236092
			Dilution Factor: 1						
Total Alkalinity			WO#: KVNLN1AV-MS/KVNLN1AW-MSD		MS Lot-Sample #: A8H230123-001				
	12.2	500	546	mg/L	107		SM18 2320 B	08/30/08	8246204
	12.2	500	570	mg/L	112	4.3	SM18 2320 B	08/30/08	8246204
			Dilution Factor: 1						
Total Alkalinity			WO#: KVNVD1CA-MS/KVNVD1CC-MSD		MS Lot-Sample #: A8H230137-003				
	890	500	1100	mg/L	33		SM18 2320 B	09/03/08	8247387
	890	500	1100	mg/L	33	0.07	SM18 2320 B	09/03/08	8247387
			Dilution Factor: 1						
Total Alkalinity			WO#: KV6D91D7-MS/KV6D91D8-MSD		MS Lot-Sample #: A8I030112-003				
	8.8	500	564	mg/L	111		SM18 2320 B	09/04/08	8249320
	8.8	500	519	mg/L	102	8.3	SM18 2320 B	09/04/08	8249320
			Dilution Factor: 1						
Total Organic Carbon			WO#: KVC0R1AN-MS/KVC0R1AP-MSD		MS Lot-Sample #: A8H190103-004				
	1	25	27	mg/L	105		MCAWW 415.1	08/27/08	8240333
	1	25	27	mg/L	104	0.39	MCAWW 415.1	08/27/08	8240333
			Dilution Factor: 1						

Sample not included in SDG

NOTE(S):

Calculations are performed before rounding to avoid round-off errors in calculated results.

MATRIX SPIKE SAMPLE DATA REPORT

General Chemistry

Client Lot #...: 8H22130 **Matrix.....:** WG
Date Sampled...: 08/26/08 12:23 **Date Received..:** 08/27/08

PARAMETER	SAMPLE AMOUNT	SPIKE AMT	MEASRD AMOUNT	UNITS	PERCNT RECVRY	RPD	METHOD	PREPARATION-ANALYSIS DATE	PREP BATCH #
Hexavalent Chromium			WO#: KVLGG1DX-MS/KVLGG1D0-MSD MS Lot-Sample #: A8H220130-004						
	ND	0.25	0.23	mg/L	94		SW846 7196A	08/22/08	8238075
	ND	0.25	0.23	mg/L	93	1.1	SW846 7196A	08/22/08	8238075
			Dilution Factor: 1						
Hexavalent Chromium			WO#: KVRCG1CT-MS/KVRCG1CU-MSD MS Lot-Sample #: A8H260119-005						
	ND	0.25	0.0 N	mg/L	0.0		SW846 7196A	08/26/08	8240091
	ND	0.25	0.0 N	mg/L	0.0	0.0	SW846 7196A	08/26/08	8240091
			Dilution Factor: 1						
Hexavalent Chromium			WO#: KVVG41D6-MS/KVVG41D7-MSD MS Lot-Sample #: A8H270116-003						
	0.002	0.25	0.02 N	mg/L	5.6		SW846 7196A	08/27/08	8240476
	0.002	0.25	0.02	mg/L	8.4	36	SW846 7196A	08/27/08	8240476
			Qualifiers: N,*						
			Dilution Factor: 1						
Total Alkalinity			WO#: KVNXT1D5-MS/KVNXT1D6-MSD MS Lot-Sample #: A8H230142-003						
	9.8	500	386	mg/L	75		SM18 2320 B	08/30/08	8246206
	9.8	500	428	mg/L	84	11	SM18 2320 B	08/30/08	8246206
			Dilution Factor: 1						
Total Organic Carbon			WO#: KVLF91D6-MS/KVLF91D7-MSD MS Lot-Sample #: A8H220130-003						
	2	25	29	mg/L	108		MCAWW 415.1	08/26/08	8240063
	2	25	29	mg/L	109	1.1	MCAWW 415.1	08/26/08	8240063
			Dilution Factor: 1						
Total Organic Carbon			WO#: KVVGX1FJ-MS/KVVGX1FK-MSD MS Lot-Sample #: A8H270116-002						
	5	25	32	mg/L	105		MCAWW 415.1	08/28/08	8241161
	5	25	31	mg/L	105	0.59	MCAWW 415.1	08/28/08	8241161
			Dilution Factor: 1						

NOTE(S):

Calculations are performed before rounding to avoid round-off errors in calculated results.

N Spiked analyte recovery is outside stated control limits.

* Relative percent difference (RPD) is outside stated control limits.

MATRIX SPIKE SAMPLE DATA REPORT

General Chemistry

Client Lot #...: 8H22130 **Matrix.....:** WG
Date Sampled...: 08/25/08 12:55 **Date Received..:** 08/26/08

PARAMETER	SAMPLE AMOUNT	SPIKE AMT	MEASURED AMOUNT	UNITS	PERCENT RECOVERY	METHOD	PREPARATION-ANALYSIS DATE	PREP BATCH #
Chemical Oxygen Demand (COD)			Work Order #...: KVRCG1C1			MS Lot-Sample #: A8H260119-005		
	42.0	111	157	mg/L	103	SM18 5220 D	09/02/08	8246361
			Dilution Factor: 1					

NOTE(S):

Calculations are performed before rounding to avoid round-off errors in calculated results.

SAMPLE DUPLICATE EVALUATION REPORT

General Chemistry

Client Lot #...: A8H220130 **Work Order #...:** KVLF9-SMP KVLF9-DUP **Matrix.....:** WG

Date Sampled...: 08/21/08 12:10 **Date Received..:** 08/22/08

PARAM	RESULT	DUPLICATE RESULT	UNITS	RPD	RPD LIMIT	METHOD	PREPARATION-ANALYSIS DATE	PREP BATCH #
pH (liquid)						SD Lot-Sample #: A8H220130-003		
	6.4	6.4	No Units	0.62	(0-20)	SW846 9040B	08/22/08	8235451

Dilution Factor: 1

SAMPLE DUPLICATE EVALUATION REPORT

General Chemistry

Client Lot #...: A8H220130 **Work Order #...:** KVNNW-SMP KVNNW-DUP **Matrix.....:** WATER

Date Sampled...: 08/22/08 08:30 **Date Received..:** 08/23/08

PARAM	RESULT	DUPLICATE RESULT	UNITS	RPD	RPD LIMIT	METHOD	PREPARATION-ANALYSIS DATE	PREP BATCH #
pH (liquid)						SD Lot-Sample #: A8H230128-001		
	8.0	8.3	No Units	3.7	(0-20)	SW846 9040B	08/23/08	8236114

Dilution Factor: 1

SAMPLE DUPLICATE EVALUATION REPORT

General Chemistry

Client Lot #...: A8H220130 **Work Order #...:** KVRA6-SMP KVRA6-DUP **Matrix.....:** WG

Date Sampled...: 08/25/08 10:57 **Date Received..:** 08/26/08

PARAM	RESULT	DUPLICATE RESULT	UNITS	RPD	RPD LIMIT	METHOD	PREPARATION-ANALYSIS DATE	PREP BATCH #
pH (liquid)						SD Lot-Sample #:	A8H260119-002	
	4.2	4.3	No Units	0.47	(0-20)	SW846 9040B	08/26/08	8239538
		Dilution Factor: 1						

SAMPLE DUPLICATE EVALUATION REPORT

General Chemistry

Client Lot #...: A8H220130 **Work Order #...:** KVVG4-SMP KVVG4-DUP **Matrix.....:** WG

Date Sampled...: 08/26/08 12:23 **Date Received..:** 08/27/08

PARAM	RESULT	DUPLICATE RESULT	UNITS	RPD	RPD LIMIT	METHOD	PREPARATION-ANALYSIS DATE	PREP BATCH #
pH (liquid)						SD Lot-Sample #: A8H270116-003		
	4.3	4.3	No Units	0.47	(0-20)	SW846 9040B	08/27/08	8240498
		Dilution Factor: 1						

Tetra Tech NUS **INTERNAL CORRESPONDENCE**

TO: **A. APANAVAGE** **DATE: OCTOBER 23, 2008**

FROM: **CHERYLE C. LU** **COPIES:** **DV FILE**

SUBJECT: **DATA VALIDATION- ORGANIC AND INORGANICS**
MARTIN STATE AIRPORT
SDG 8H28126

SAMPLES: 19/Aqueous

TB-082708	DMW-3D-082708	DMW-3I-082708	DMW-3S-082708
TB-082808	DMW-7D-082808	DMW-7I-082808	MW-5-082808
TB-082908	DMW-2B-082908	DMW-2A-082908	TB-090208
DMW-18I-090208	DMW-18D-090208	DMW-18S-090208	TB-090308
DMW-14D-090308	TB-090508	DMW-17D-090508	

Overview

The sample set for Martin State Airport, SDG 8H28126 consists of 19 water samples. Samples were analyzed for volatile organics (SW-846 8260B), semivolatile organic (1,4-Dioxane, SW-846 8270C), metals (total and dissolved, SW-846 6020 and 7470A), pH aqueous (SW-846 9040B), total alkalinity (SM18 2320B), chemical oxygen demand (SW18 5220D), hexavalent chromium (SW-846 7196A), total organic carbon (MCAMW 415.1). There are six (6) laboratory ID's: A8H280126, A8H290111, A8H300106, A8I030112, A8I040133, and A8I060117.

The samples were collected by Tetra Tech NUS from August 27 to September 5, 2008 and analyzed by TestAmerica Laboratories, Inc. All analyses were conducted in accordance with EPA Region 3 analytical and reporting protocols.

The data contained in this SDG were validated with regard to the following parameters: data completeness, system performance, holding times, initial/continuing calibrations, laboratory method blank results, blank spike/blank spike duplicate results, matrix spike/matrix spike duplicate results, compound identification, compound quantitation, and detection limits. Areas of concern are listed below.

Major Problems

- None

Minor Problems

Inorganic

- The following contaminants were detected in the laboratory blank at the following concentrations:

- The following contaminants were detected in the laboratory blank at the following concentrations:

The blank contaminations were found in the initial calibration blank (ICB), continuing calibration blanks (CCBs) and method blank (MB). An action level of 5 times (5X) the maximum contaminant level has been used to evaluate sample data for blank contaminations. Positive results less than the action level were qualified as nondetect "B" as a result of laboratory blank contamination. No action was taken for sample result either nondetected or greater than action level.

Analyte	Maximum Concentration (ug/L)	Action Level (ug/L)
Antimony [1]	0.13	0.65
Barium [1]	0.98	4.9
Beryllium	0.022	0.110
Calcium [1]	352	1760
Cadmium	0.027	0.135
Chromium [1]	0.11	0.55
Cobalt	0.025	0.125
Copper [1]	0.7	3.5
Iron [1]	8.5	42.5
Lead [1]	0.12	0.60
Magnesium [1]	73.2	366
Manganese [1]	0.40	2.0
Molybdenum	0.41	2.05
Nickel [1]	0.088	0.44
Silver	0.015	0.075
Thallium [1]	0.52	2.6
Zinc [1]	4.2	21

[1] Maximum concentration present in the method blank #A8I020000-022.

Analyte	Maximum Concentration (ug/L)	Action Level (ug/L)
Antimony	0.22	1.1
Barium [2]	0.98	4.9
Beryllium	0.088	0.44
Cadmium	0.013	0.065
Calcium [2]	352	1760
Chromium [2]	0.075	0.375
Cobalt [2]	0.033	0.165
Copper [2]	0.55	2.75
Iron [2]	19.4	97
Lead [2]	0.083	0.415
Mercury [2]	0.15	0.75
Molybdenum [2]	0.15	0.75
Magnesium [2]	70.6	353
Manganese [2]	0.67	3.35
Nickel [2]	0.074	0.37
Silver	0.0047	0.0235
Thallium [2]	0.27	1.35
Zinc [2]	4.2	21

[2] Maximum concentration present in the method blanks #A8I040000-013 and #A8I050000-013.

Analyte	Maximum Concentration (ug/L)	Action Level (ug/L)
Antimony	0.38	1.9
Barium [3]	1.1	5.5
Beryllium	0.017	0.085
Cadmium	0.012	0.06
Chromium	0.16	0.8
Cobalt	0.0083	0.0415
Copper [3]	0.6	3.0
Iron [3]	17.4	87
Lead	0.059	0.295
Mercury [3]	0.15	0.75
Molybdenum	0.27	1.35
Manganese [3]	0.58	2.9
Nickel [3]	0.11	0.55
Silver	0.0047	0.0235
Thallium	0.38	1.9
Zinc [3]	6.4	32

[3] Maximum concentration present in the method blanks #A8I090000-014.

- The relative percent difference (RPD) values for some analytes in several sets of laboratory duplicate pair samples (DMW-7I-082808, DMW-18I-090208, DMW-14D-090308 and DMW-17D-

090508) were outside the control limit of 20%. However, the control limit of ± CRDL was met for the duplicate sample values less than five times the reporting limit; therefore, no qualification was required.

- The relative percent difference (RPD) values for some analytes (barium, chromium, copper, iron, lead and vanadium) in one set of laboratory duplicate pair samples (DMW-17D-090508) were outside the quality control limit (0-20%). The positive results and nondetected results were qualified as estimated, J and UJ, respectively for the affected samples.

- Matrix spike (MS) recovery and RPD values were not calculated (NC) for some analytes for DMW-7I-082808, DMW-18I-090208, DMW-14D-090308 and DMW-17D-090508 due to the concentrations were greater than four times the spike amount. No qualification was required.

- MS recovery values for cadmium, cobalt, copper, nickel and zinc were lower than the control limits (<75%) in DMW-18I-090208, a biased low (L) qualifier was applied to the positive results and a UL qualifier was applied to the nondetect results for the affected samples.

- MS recovery value for molybdenum was lower than the control limit (<75%) in DMW-17D-090508, a biased low (L) qualifier was applied to the positive results.

- MS recovery value for mercury in MS sample was higher than the control limit (>125%) in DMW-17D-090508, no qualifier was required for the nondetect result. However, the MS recovery was within the acceptable control limit for the MSD, and the RPD was outside of the control limit. No qualification was required.

- MS recovery value for hexavalent chromium was below the control limits for MS/MSD in DMW-18I-090208. The positive results and nondetected results were qualified as estimated, L and UL, respectively for the affected samples

Volatile Organic

- The following contaminants were detected in the method blanks from several work orders at the following concentrations:

The blank contaminations were found in the method blanks. An action level of 5 times (5X) or 10X the contaminant level has been used to evaluate sample data for blank contaminations. Positive results less than the action level were qualified as nondetect "B" as a result of laboratory blank contamination. No action was taken for sample result either nondetected or greater than action level.

Method Blank KWA4T1AA

Analyte	Concentration (ug/L)	Action Level (ug/L)
Naphthalene	0.30	1.50
1,2,3-Trichlorobenzene	0.39	1.95
1,2,4-Trichlorobenzene	0.22	1.10
1,2,3-Trimethylbenzene	0.038	0.19

Method Blank KWF041AA

Analyte	Concentration (ug/L)	Action Level (ug/L)
1,2,3-Trichlorobenzene	0.40	2.0
1,2,3-Trimethylbenzene	0.032	0.16

Method Blank KWF3H1AA

Analyte	Concentration (ug/L)	Action Level (ug/L)
Naphthalene	0.35	1.75
1,2,3-Trichlorobenzene	0.46	2.30
1,2,4-Trichlorobenzene	0.24	1.20
1,2,3-Trimethylbenzene	0.031	0.155

Method Blank KWJ1P1AA

Analyte	Concentration (ug/L)	Action Level (ug/L)
Naphthalene	0.35	1.75
1,2,3-Trichlorobenzene	0.58	2.90
1,2,4-Trichlorobenzene	0.28	1.40
1,2,3-Trimethylbenzene	0.038	0.19

Method Blank KWJ551AA

Analyte	Concentration (ug/L)	Action Level (ug/L)
Naphthalene	0.37	1.85
1,2,3-Trichlorobenzene	0.57	2.85
1,2,4-Trichlorobenzene	0.28	1.40

Method Blank KWMX91AA

Analyte	Concentration (ug/L)	Action Level (ug/L)
Naphthalene	0.28	1.40
1,2,3-Trichlorobenzene	0.50	2.50
1,2,4-Trichlorobenzene	0.26	1.30

Method Blank KWWCX1AA

Analyte	Concentration (ug/L)	Action Level (ug/L)
Tert-butyl alcohol	4.6	23.0
1,2,3-Trichlorobenzene	0.45	2.25
1,2,4-Trichlorobenzene	0.26	1.30

Method Blank KWWXT1AA

Analyte	Concentration (ug/L)	Action Level (ug/L)
1,2,3-Trichlorobenzene	0.34	1.70
1,2,4-Trichlorobenzene	0.19	0.95
1,2,3-Trimethylbenzene	0.026	0.13
Methylene chloride	0.61	6.1

Method Blank KXGTC1AA

Analyte	Concentration (ug/L)	Action Level (ug/L)
Hexachlorobutadiene	0.4	2.0
Tert-butyl alcohol	3.9	19.5
Naphthalene	0.27	1.35
1,2,3-Trichlorobenzene	0.45	2.25
1,2,4-Trichlorobenzene	0.22	1.10
Methylene chloride	0.48	4.80

- MS/MSD recovery values for trichloroethene were below the control limits for in DMW-18I-090208. The positive result was qualified as biased low (L).

- Surrogate recovery for 1,2-Dichloroethene-d4 in sample DMW-14D-090308 was above the control limit. The positive results and nondetected results were qualified as estimated, J and UJ, respectively.

Notes

- Only 1,4-Dioxane was analyzed for in the semivolatile organic fraction. 1,4-Dioxane was not detected in the method blank. Laboratory control sample recovery and RPD values were within the control limits.

Executive Summary

Laboratory Performance:

Several analytes in volatile organic and metals were qualified due to laboratory blank contaminations.

Some matrix spike and surrogate recoveries were outside the control limits and the affected samples were qualified.

Other Factors Affecting Data Quality: None

The data for these analyses were reviewed with reference to SW-846 method-specific requirements and U.S. EPA National Functional Guidelines for Data Validation as modified by EPA Region III (9/94) to the extent practicable. The text of this report has been formulated to address only those problem areas affecting data quality.

Cheryle C. Lu

Tetra Tech NUS
Cheryle C. Lu
Toxicologist/Data Validator

Tetra Tech NUS
Joseph A. Samchuck
Quality Assurance Officer

Attachments:
Appendix A – Qualified Analytical Results
Appendix B – Results as Reported by the Laboratory
Appendix C – Support Documentation

Appendix A

Qualified Analytical Results

PROJ_NO: 01660

SDG: 8H28126 MEDIA: WATER DATA FRACTION: M

nsample	DMW-14D-090308
samp_date	9/3/2008
lab_id	A8I040133002
qc_type	NM
units	UG/L
Pct_Solids	
DUP_OF:	

Parameter	Result	Lab Qual	Val Qual	Qual Code
ANTIMONY	0.33	B	B	A
ARSENIC	19.6			
BARIUM	25.6	J		
BERYLLIUM	0.71	B		
CADMIUM	0.12	B	B	A
CALCIUM	1660	J	B	A
CHROMIUM	22.9	J		
COBALT	8.8	J		
COPPER	37.2	J		
LEAD	2.6	J		
MAGNESIUM	592	B		
MERCURY	0.83			
MOLYBDENUM	3	J		
NICKEL	11.7	J		
SELENIUM	1.1	B		
SILVER	0.044	B	B	A
THALLIUM	0.18	B	B	A
VANADIUM	31.6			
ZINC	31.1	J		

nsample	DMW-14D-090308RE
samp_date	9/3/2008
lab_id	A8I040133002
qc_type	NM
units	UG/L
Pct_Solids	
DUP_OF:	

Parameter	Result	Lab Qual	Val Qual	Qual Code
IRON	11100	J		
MANGANESE	47.3	J		

nsample	DMW-17D-090508
samp_date	9/5/2008
lab_id	A8I060117002
qc_type	NM
units	UG/L
Pct_Solids	
DUP_OF:	

Parameter	Result	Lab Qual	Val Qual	Qual Code
ANTIMONY	0.48	B	B	A
ARSENIC	17.2			
BARIUM	134	J	J	F
BERYLLIUM	1			
CADMIUM	0.15	B		
CHROMIUM	89.3	J	J	F
COBALT	15.1	J		
COPPER	62.4	J	J	F
IRON	35200	J	J	F
LEAD	26.1	J	J	F
MANGANESE	171	J		
MERCURY	0.22	J	B	A
MOLYBDENUM	5.4		L	D
NICKEL	32.5	J		
SELENIUM	2.8	B		
SILVER	0.058	B		
THALLIUM	0.64	B	B	A
VANADIUM	139		J	F
ZINC	93.5	J		

PROJ_NO: 01660

SDG: 8H28126 MEDIA: WATER DATA FRACTION: M

nsample	DMW-18D-090208	nsample	DMW-18I-090208	nsample	DMW-18S-090208
samp_date	9/2/2008	samp_date	9/2/2008	samp_date	9/2/2008
lab_id	A8I030112003	lab_id	A8I030112002	lab_id	A8I030112004
qc_type	NM	qc_type	NM	qc_type	NM
units	UG/L	units	UG/L	units	UG/L
Pct_Solids		Pct_Solids		Pct_Solids	
DUP_OF:		DUP_OF:		DUP_OF:	

Parameter	Result	Lab Qual	Val Qual	Qual Code
ANTIMONY	2	U	U	
ARSENIC	0.83	B		
BARIUM	11.1			
BERYLLIUM	0.017	B	B	A
CADMIUM	0.097	B	L	D
CALCIUM	1990	J		
CHROMIUM	0.27	B	B	A
COBALT	6.6	J	L	D
COPPER	0.62	B	B	A
IRON	888	J		
LEAD	0.072	B	B	A
MAGNESIUM	763	B		
MANGANESE	50.6	J		
MERCURY	0.2	U	U	
MOLYBDENUM	2	U	U	
NICKEL	10		L	D
SELENIUM	5	U	U	
SILVER	1	U	U	
THALLIUM	1	U	U	
VANADIUM	20	U	U	
ZINC	16.3	B	B	A

Parameter	Result	Lab Qual	Val Qual	Qual Code
ANTIMONY	0.07	B	B	A
ARSENIC	19.4			
BARIUM	70.1			
BERYLLIUM	7.3			
CADMIUM	129		L	D
CALCIUM	66000	J		
CHROMIUM	9.3			
COBALT	310	J	L	D
COPPER	245		L	D
IRON	64300	J		
LEAD	2.5			
MAGNESIUM	61500			
MANGANESE	4820	J		
MERCURY	0.11	B	B	A
MOLYBDENUM	0.82	B		
NICKEL	197		L	D
SELENIUM	20.6			
SILVER	0.003	B	B	A
THALLIUM	1	U	U	
VANADIUM	12.8	B		
ZINC	356	J	L	D

Parameter	Result	Lab Qual	Val Qual	Qual Code
ANTIMONY	2	U	U	
ARSENIC	3.1	B		
BARIUM	52.3			
BERYLLIUM	0.018	B	B	A
CADMIUM	0.077	B	L	D
CALCIUM	199000	J		
CHROMIUM	3.2			
COBALT	51.8	J	L	D
COPPER	1.1	B	B	A
IRON	139000	J		
LEAD	0.48	B		
MAGNESIUM	199000			
MANGANESE	3910	J		
MERCURY	0.2	U	U	
MOLYBDENUM	0.51	B	B	A
NICKEL	28.8		L	D
SELENIUM	0.76	B		
SILVER	1	U	U	
THALLIUM	1	U	U	
VANADIUM	3	B		
ZINC	32.8	J	L	D

PROJ_NO: 01660

SDG: 8H28126 MEDIA: WATER DATA FRACTION: M

nsample	DMW-2A-082908
samp_date	8/29/2008
lab_id	A8H300106003
qc_type	NM
units	UG/L
Pct_Solids	
DUP_OF:	

Parameter	Result	Lab Qual	Val Qual	Qual Code
ANTIMONY	0.71	B		
ARSENIC	7.7			
BARIUM	37.9	J		
BERYLLIUM	1.2			
CADMIUM	768			
CALCIUM	27600	J		
CHROMIUM	45.1	J		
COBALT	467	J		
COPPER	262	J		
IRON	44000	J		
LEAD	13.9	J		
MAGNESIUM	27800	J		
MANGANESE	7230	J		
MERCURY	0.56			
MOLYBDENUM	1.6	B	B	A
NICKEL	118	J		
SELENIUM	6.7			
SILVER	0.27	B		
THALLIUM	0.39	B	B	A
VANADIUM	44.8			
ZINC	456	J		

nsample	DMW-2B-082908
samp_date	8/29/2008
lab_id	A8H300106002
qc_type	NM
units	UG/L
Pct_Solids	
DUP_OF:	

Parameter	Result	Lab Qual	Val Qual	Qual Code
ANTIMONY	0.45	B	B	A
ARSENIC	3.1	B		
BARIUM	32.1	J		
BERYLLIUM	0.32	B		
CADMIUM	1			
CHROMIUM	42.1	J		
COBALT	3.6	J		
COPPER	20.5	J		
IRON	5240	J		
LEAD	11	J		
MANGANESE	45.8	J		
MERCURY	0.29			
MOLYBDENUM	0.97	B	B	A
NICKEL	13.2	J		
SELENIUM	0.48	B		
SILVER	0.11	B		
THALLIUM	0.13	B	B	A
VANADIUM	15.2	B		
ZINC	38.8	J		

nsample	DMW-3D-082708
samp_date	8/27/2008
lab_id	A8H280126002
qc_type	NM
units	UG/L
Pct_Solids	
DUP_OF:	

Parameter	Result	Lab Qual	Val Qual	Qual Code
ANTIMONY	0.28	B	B	A
ARSENIC	1.2	B		
BARIUM	107	J		
BERYLLIUM	1.1			
CADMIUM	0.51	B		
CHROMIUM	3.6	J		
COBALT	74.4	J		
COPPER	20.5	J		
IRON	1620	J		
LEAD	4.3	J		
MANGANESE	559	J		
MERCURY	0.42			
MOLYBDENUM	0.52	B	B	A
NICKEL	86.7	J		
SELENIUM	0.67	B		
SILVER	0.017	B	B	A
THALLIUM	0.45	B	B	A
VANADIUM	2	B		
ZINC	132	J		

PROJ_NO: 01660

SDG: 8H28126 MEDIA: WATER DATA FRACTION: M

nsample	DMW-3I-082708
samp_date	8/27/2008
lab_id	A8H280126003
qc_type	NM
units	UG/L
Pct_Solids	
DUP_OF:	

Parameter	Result	Lab Qual	Val Qual	Qual Code
ANTIMONY	0.33	B	B	A
ARSENIC	4	B		
BARIUM	12.9	J		
BERYLLIUM	0.19	B		
CADMIUM	478			
CHROMIUM	6.5	J		
COBALT	180	J		
COPPER	68.4	J		
IRON	52900	J		
LEAD	3.9	J		
MANGANESE	4680	J		
MERCURY	0.74			
MOLYBDENUM	0.38	B	B	A
NICKEL	45.2	J		
SELENIUM	3.3	B		
SILVER	0.025	B	B	A
THALLIUM	0.46	B	B	A
VANADIUM	11.8	B		
ZINC	209	J		

nsample	DMW-3S-082708
samp_date	8/27/2008
lab_id	A8H280126004
qc_type	NM
units	UG/L
Pct_Solids	
DUP_OF:	

Parameter	Result	Lab Qual	Val Qual	Qual Code
ANTIMONY	0.65	B	B	A
ARSENIC	15.4			
BARIUM	92.9	J		
BERYLLIUM	0.026	B	B	A
CADMIUM	0.24	B		
CHROMIUM	3.8	J		
COBALT	0.78	B		
COPPER	5.6	J		
IRON	2020	J		
LEAD	8.9	J		
MANGANESE	288	J		
MERCURY	0.2	U	U	
MOLYBDENUM	7.2	J		
NICKEL	1.7	B		
SELENIUM	0.32	B		
SILVER	0.15	B		
THALLIUM	0.12	B	B	A
VANADIUM	2.6	B		
ZINC	24.2	J		

nsample	DMW-7D-082808
samp_date	8/28/2008
lab_id	A8H290111002
qc_type	NM
units	UG/L
Pct_Solids	
DUP_OF:	

Parameter	Result	Lab Qual	Val Qual	Qual Code
ANTIMONY	0.094	B	B	A
ARSENIC	0.91	B		
BARIUM	36.3	J		
BERYLLIUM	0.66	B		
CADMIUM	1.9			
CHROMIUM	2.4	J		
COBALT	7.6	J		
COPPER	31	J		
IRON	7140	J		
LEAD	12.1	J		
MANGANESE	60	J		
MERCURY	0.2	U	U	
MOLYBDENUM	0.66	B	B	A
NICKEL	15	J		
SELENIUM	5	U	U	
SILVER	0.01	B	B	A
THALLIUM	0.13	B	B	A
VANADIUM	20	U	U	
ZINC	82	J		

PROJ_NO: 01660

SDG: 8H28126 MEDIA: WATER DATA FRACTION: M

nsample	DMW-7I-082808
samp_date	8/28/2008
lab_id	A8H290111003
qc_type	NM
units	UG/L
Pct_Solids	
DUP_OF:	

Parameter	Result	Lab Qual	Val Qual	Qual Code
ANTIMONY	0.18	B	B	A
ARSENIC	10			
BARIUM	12.7	J		
BERYLLIUM	5.2			
CADMIUM	14.8			
CALCIUM	101000	J		
CHROMIUM	11.1	J		
COBALT	130	J		
COPPER	21	J		
IRON	30600	J		
LEAD	14.6	J		
MAGNESIUM	61100	J		
MANGANESE	4550	J		
MERCURY	0.2	U	U	
MOLYBDENUM	0.14	B	B	A
NICKEL	116	J		
SELENIUM	13.3			
SILVER	1	U	U	
THALLIUM	0.23	B	B	A
VANADIUM	16.8	B		
ZINC	480	J		

nsample	MW-5-082808
samp_date	8/28/2008
lab_id	A8H290111004
qc_type	NM
units	UG/L
Pct_Solids	
DUP_OF:	

Parameter	Result	Lab Qual	Val Qual	Qual Code
ANTIMONY	0.12	B	B	A
ARSENIC	1.6	B		
BARIUM	17.7	J		
BERYLLIUM	0.03	B	B	A
CADMIUM	0.007	B	B	A
CHROMIUM	0.44	B	B	A
COBALT	0.25	B		
COPPER	0.086	B	B	A
IRON	24700	J		
LEAD	0.19	B	B	A
MANGANESE	1880	J		
MERCURY	0.2	U	U	
MOLYBDENUM	2.8	J		
NICKEL	0.48	B		
SELENIUM	0.24	B		
SILVER	1	U	U	
THALLIUM	0.16	B	B	A
VANADIUM	20	U	U	
ZINC	3.3	B	B	A

PROJ_NO: 01660

SDG: 8H28126 MEDIA: WATER DATA FRACTION: OV

nsample	DMW-14D-090308
samp_date	9/3/2008
lab_id	A8I040133002
qc_type	NM
units	UG/L
Pct_Solids	
DUP_OF:	

Parameter	Result	Lab Qual	Val Qual	Qual Code
1,1,1,2-TETRACHLOROETHANE	1	U	UJ	R
1,1,1-TRICHLOROETHANE	1	U	UJ	R
1,1,2,2-TETRACHLOROETHANE	1	U	UJ	R
1,1,2-TRICHLOROTRIFLUOROETHANE	1	U	UJ	R
1,1-DICHLOROETHANE	1	U	UJ	R
1,1-DICHLOROETHENE	1	U	UJ	R
1,1-DICHLOROPROPENE	1	U	UJ	R
1,2,3-TRICHLOROBENZENE	1	U	UJ	R
1,2,3-TRICHLOROPROPANE	1	U	UJ	R
1,2,3-TRIMETHYLBENZENE	5	U	UJ	R
1,2,4-TRICHLOROBENZENE	1	U	UJ	R
1,2,4-TRIMETHYLBENZENE	1	U	UJ	R
1,2-DIBROMO-3-CHLOROPROPANE	2	U	UJ	R
1,2-DIBROMOETHANE	1	U	UJ	R
1,2-DICHLOROBENZENE	1	U	UJ	R
1,2-DICHLOROETHANE	1	U	UJ	R
1,2-DICHLOROPROPANE	1	U	UJ	R
1,3-DICHLOROBENZENE	1	U	UJ	R
1,3-DICHLOROPROPANE	1	U	UJ	R
1,4-DICHLOROBENZENE	1	U	UJ	R
2,2-DICHLOROPROPANE	1	U	UJ	R
2-BUTANONE	5	U	UJ	R
2-CHLOROETHYL VINYL ETHER	5	U	UJ	R
2-CHLOROTOLUENE	1	U	UJ	R
2-HEXANONE	5	U	UJ	R
4-CHLOROTOLUENE	1	U	UJ	R
4-ISOPROPYLTOLUENE	1	U	UJ	R
4-METHYL-2-PENTANONE	5	U	UJ	R
ACETONE	5	U	UJ	R
BENZENE	1	U	UJ	R
BROMOBENZENE	1	U	UJ	R
BROMOCHLOROMETHANE	1	U	UJ	R

nsample	DMW-14D-090308
samp_date	9/3/2008
lab_id	A8I040133002
qc_type	NM
units	UG/L
Pct_Solids	
DUP_OF:	

Parameter	Result	Lab Qual	Val Qual	Qual Code
BROMODICHLOROMETHANE	1	U	UJ	R
BROMOFORM	1	U	UJ	R
BROMOMETHANE	1	U	UJ	R
CARBON DISULFIDE	1	U	UJ	R
CARBON TETRACHLORIDE	1	U	UJ	R
CHLOROBENZENE	1	U	UJ	R
CHLORODIBROMOMETHANE	1	U	UJ	R
CHLOROETHANE	1	U	UJ	R
CHLOROFORM	1	U	UJ	R
CHLOROMETHANE	1	U	UJ	R
CIS-1,2-DICHLOROETHENE	1	U	UJ	R
CIS-1,3-DICHLOROPROPENE	1	U	UJ	R
DIBROMOMETHANE	1	U	UJ	R
DICHLORODIFLUOROMETHANE	1	U	UJ	R
DIISOPROPYL ETHER	5	U	UJ	R
ETHYL TERT-BUTYL ETHER	5	U	UJ	R
ETHYLBENZENE	1	U	UJ	R
HEXACHLOROBUTADIENE	1	U	UJ	R
ISOPROPYLBENZENE	1	U	UJ	R
M+P-XYLENES	2	U	UJ	R
METHYL TERT-BUTYL ETHER	5	U	UJ	R
METHYLENE CHLORIDE	1	U	UJ	R
NAPHTHALENE	1	U	UJ	R
N-BUTYLBENZENE	1	U	UJ	R
N-PROPYLBENZENE	1	U	UJ	R
O-XYLENE	1	U	UJ	R
SEC-BUTYLBENZENE	1	U	UJ	R
STYRENE	1	U	UJ	R
TERT-AMYL METHYL ETHER	5	U	UJ	R
TERT-BUTYLBENZENE	1	U	UJ	R
TERTIARY-BUTYL ALCOHOL	20	U	UJ	R
TETRACHLOROETHENE	1	U	UJ	R

nsample	DMW-14D-090308
samp_date	9/3/2008
lab_id	A8I040133002
qc_type	NM
units	UG/L
Pct_Solids	
DUP_OF:	

Parameter	Result	Lab Qual	Val Qual	Qual Code
TOLUENE	1	U	UJ	R
TOTAL XYLENES	2	U	UJ	R
TRANS-1,2-DICHLOROETHENE	1	U	UJ	R
TRANS-1,3-DICHLOROPROPENE	1	U	UJ	R
TRICHLOROETHENE	1	U	UJ	R
TRICHLOROFLUOROMETHANE	1	U	UJ	R
VINYL ACETATE	2	U	UJ	R
VINYL CHLORIDE	1	U	UJ	R

PROJ_NO: 01660

SDG: 8H28126 MEDIA: WATER DATA FRACTION: OV

nsample	DMW-17D-090508
samp_date	9/5/2008
lab_id	A8I060117002
qc_type	NM
units	UG/L
Pct_Solids	
DUP_OF:	

Parameter	Result	Lab Qual	Val Qual	Qual Code
1,1,1,2-TETRACHLOROETHANE	1	U	U	
1,1,1-TRICHLOROETHANE	1	U	U	
1,1,2,2-TETRACHLOROETHANE	1	U	U	
1,1,2-TRICHLOROTRIFLUOROETHANE	1	U	U	
1,1-DICHLOROETHANE	1	U	U	
1,1-DICHLOROETHENE	1	U	U	
1,1-DICHLOROPROPENE	1	U	U	
1,2,3-TRICHLOROBENZENE	1	U	U	
1,2,3-TRICHLOROPROPANE	1	U	U	
1,2,3-TRIMETHYLBENZENE	5	U	U	
1,2,4-TRICHLOROBENZENE	1	U	U	
1,2,4-TRIMETHYLBENZENE	1	U	U	
1,2-DIBROMO-3-CHLOROPROPANE	2	U	U	
1,2-DIBROMOETHANE	1	U	U	
1,2-DICHLOROBENZENE	1	U	U	
1,2-DICHLOROETHANE	1	U	U	
1,2-DICHLOROPROPANE	1	U	U	
1,3-DICHLOROBENZENE	1	U	U	
1,3-DICHLOROPROPANE	1	U	U	
1,4-DICHLOROBENZENE	1	U	U	
2,2-DICHLOROPROPANE	1	U	U	
2-BUTANONE	1	J	J	P
2-CHLOROETHYL VINYL ETHER	5	U	U	
2-CHLOROTOLUENE	1	U	U	
2-HEXANONE	5	U	U	
4-CHLOROTOLUENE	1	U	U	
4-ISOPROPYLTOLUENE	1	U	U	
4-METHYL-2-PENTANONE	5	U	U	
ACETONE	12			
BENZENE	1	U	U	
BROMOBENZENE	1	U	U	
BROMOCHLOROMETHANE	1	U	U	

nsample	DMW-17D-090508
samp_date	9/5/2008
lab_id	A8I060117002
qc_type	NM
units	UG/L
Pct_Solids	
DUP_OF:	

Parameter	Result	Lab Qual	Val Qual	Qual Code
BROMODICHLOROMETHANE	1	U	U	
BROMOFORM	1	U	U	
BROMOMETHANE	1	U	U	
CARBON DISULFIDE	0.95	J	J	P
CARBON TETRACHLORIDE	1	U	U	
CHLOROBENZENE	1	U	U	
CHLORODIBROMOMETHANE	1	U	U	
CHLOROETHANE	1	U	U	
CHLOROFORM	0.42	J	J	P
CHLOROMETHANE	1	U	U	
CIS-1,2-DICHLOROETHENE	1	U	U	
CIS-1,3-DICHLOROPROPENE	1	U	U	
DIBROMOMETHANE	1	U	U	
DICHLORODIFLUOROMETHANE	1	U	U	
DIISOPROPYL ETHER	5	U	U	
ETHYL TERT-BUTYL ETHER	5	U	U	
ETHYLBENZENE	1	U	U	
HEXACHLOROBUTADIENE	1	U	U	
ISOPROPYLBENZENE	1	U	U	
M+P-XYLENES	2	U	U	
METHYL TERT-BUTYL ETHER	5	U	U	
METHYLENE CHLORIDE	1	U	U	
NAPHTHALENE	1	U	U	
N-BUTYLBENZENE	1	U	U	
N-PROPYLBENZENE	1	U	U	
O-XYLENE	1	U	U	
SEC-BUTYLBENZENE	1	U	U	
STYRENE	1	U	U	
TERT-AMYL METHYL ETHER	5	U	U	
TERT-BUTYLBENZENE	1	U	U	
TERTIARY-BUTYL ALCOHOL	20	U	U	
TETRACHLOROETHENE	1	U	U	

nsample	DMW-17D-090508
samp_date	9/5/2008
lab_id	A8I060117002
qc_type	NM
units	UG/L
Pct_Solids	
DUP_OF:	

Parameter	Result	Lab Qual	Val Qual	Qual Code
TOLUENE	1	U	U	
TOTAL XYLENES	2	U	U	
TRANS-1,2-DICHLOROETHENE	1	U	U	
TRANS-1,3-DICHLOROPROPENE	1	U	U	
TRICHLOROETHENE	1	U	U	
TRICHLOROFLUOROMETHANE	1	U	U	
VINYL ACETATE	2	U	U	
VINYL CHLORIDE	1	U	U	

PROJ_NO: 01660

SDG: 8H28126 MEDIA: WATER DATA FRACTION: OV

nsample	DMW-18D-090208
samp_date	9/2/2008
lab_id	A8I030112003
qc_type	NM
units	UG/L
Pct_Solids	
DUP_OF:	

Parameter	Result	Lab Qual	Val Qual	Qual Code
1,1,1,2-TETRACHLOROETHANE	1	U	U	
1,1,1-TRICHLOROETHANE	1	U	U	
1,1,2,2-TETRACHLOROETHANE	1	U	U	
1,1,2-TRICHLOROTRIFLUOROETHANE	1	U	U	
1,1-DICHLOROETHANE	1	U	U	
1,1-DICHLOROETHENE	1	U	U	
1,1-DICHLOROPROPENE	1	U	U	
1,2,3-TRICHLOROBENZENE	0.42	J	B	A
1,2,3-TRICHLOROPROPANE	1	U	U	
1,2,3-TRIMETHYLBENZENE	5	U	U	
1,2,4-TRICHLOROBENZENE	0.25	J	B	A
1,2,4-TRIMETHYLBENZENE	1	U	U	
1,2-DIBROMO-3-CHLOROPROPANE	2	U	U	
1,2-DIBROMOETHANE	1	U	U	
1,2-DICHLOROBENZENE	1	U	U	
1,2-DICHLOROETHANE	1	U	U	
1,2-DICHLOROPROPANE	1	U	U	
1,3-DICHLOROBENZENE	1	U	U	
1,3-DICHLOROPROPANE	1	U	U	
1,4-DICHLOROBENZENE	1	U	U	
2,2-DICHLOROPROPANE	1	U	U	
2-BUTANONE	5	U	U	
2-CHLOROETHYL VINYL ETHER	5	U	U	
2-CHLOROTOLUENE	1	U	U	
2-HEXANONE	5	U	U	
4-CHLOROTOLUENE	1	U	U	
4-ISOPROPYLTOLUENE	1	U	U	
4-METHYL-2-PENTANONE	5	U	U	
ACETONE	5	U	U	
BENZENE	1	U	U	
BROMOBENZENE	1	U	U	
BROMOCHLOROMETHANE	1	U	U	

nsample	DMW-18D-090208
samp_date	9/2/2008
lab_id	A8I030112003
qc_type	NM
units	UG/L
Pct_Solids	
DUP_OF:	

Parameter	Result	Lab Qual	Val Qual	Qual Code
BROMODICHLOROMETHANE	1	U	U	
BROMOFORM	1	U	U	
BROMOMETHANE	1	U	U	
CARBON DISULFIDE	1	U	U	
CARBON TETRACHLORIDE	1	U	U	
CHLOROBENZENE	1	U	U	
CHLORODIBROMOMETHANE	1	U	U	
CHLOROETHANE	1	U	U	
CHLOROFORM	0.58	J	J	P
CHLOROMETHANE	1	U	U	
CIS-1,2-DICHLOROETHENE	0.43	J	J	P
CIS-1,3-DICHLOROPROPENE	1	U	U	
DIBROMOMETHANE	1	U	U	
DICHLORODIFLUOROMETHANE	1	U	U	
DIISOPROPYL ETHER	5	U	U	
ETHYL TERT-BUTYL ETHER	5	U	U	
ETHYLBENZENE	1	U	U	
HEXACHLOROBUTADIENE	1	U	U	
ISOPROPYLBENZENE	1	U	U	
M+P-XYLENES	2	U	U	
METHYL TERT-BUTYL ETHER	5	U	U	
METHYLENE CHLORIDE	1	U	U	
NAPHTHALENE	0.3	J	B	A
N-BUTYLBENZENE	1	U	U	
N-PROPYLBENZENE	1	U	U	
O-XYLENE	1	U	U	
SEC-BUTYLBENZENE	1	U	U	
STYRENE	1	U	U	
TERT-AMYL METHYL ETHER	5	U	U	
TERT-BUTYLBENZENE	1	U	U	
TERTIARY-BUTYL ALCOHOL	20	U	U	
TETRACHLOROETHENE	1	U	U	

nsample	DMW-18D-090208
samp_date	9/2/2008
lab_id	A8I030112003
qc_type	NM
units	UG/L
Pct_Solids	
DUP_OF:	

Parameter	Result	Lab Qual	Val Qual	Qual Code
TOLUENE	1	U	U	
TOTAL XYLENES	2	U	U	
TRANS-1,2-DICHLOROETHENE	1	U	U	
TRANS-1,3-DICHLOROPROPENE	1	U	U	
TRICHLOROETHENE	6.9			
TRICHLOROFLUOROMETHANE	1	U	U	
VINYL ACETATE	2	U	U	
VINYL CHLORIDE	1	U	U	

PROJ_NO: 01660

SDG: 8H28126 MEDIA: WATER DATA FRACTION: OV

nsample	DMW-18I-090208DL
samp_date	9/2/2008
lab_id	A8I030112002
qc_type	NM
units	UG/L
Pct_Solids	
DUP_OF:	

Parameter	Result	Lab Qual	Val Qual	Qual Code
1,1,1,2-TETRACHLOROETHANE	330	U	U	
1,1,1-TRICHLOROETHANE	330	U	U	
1,1,2,2-TETRACHLOROETHANE	330	U	U	
1,1,2-TRICHLOROTRIFLUOROETHANE	330	U	U	
1,1-DICHLOROETHANE	330	U	U	
1,1-DICHLOROETHENE	330	U	U	
1,1-DICHLOROPROPENE	330	U	U	
1,2,3-TRICHLOROBENZENE	330	U	U	
1,2,3-TRICHLOROPROPANE	330	U	U	
1,2,3-TRIMETHYLBENZENE	1700	U	U	
1,2,4-TRICHLOROBENZENE	100	J	B	A
1,2,4-TRIMETHYLBENZENE	330	U	U	
1,2-DIBROMO-3-CHLOROPROPANE	670	U	U	
1,2-DIBROMOETHANE	330	U	U	
1,2-DICHLOROBENZENE	330	U	U	
1,2-DICHLOROETHANE	78	J	J	P
1,2-DICHLOROPROPANE	330	U	U	
1,3-DICHLOROBENZENE	330	U	U	
1,3-DICHLOROPROPANE	330	U	U	
1,4-DICHLOROBENZENE	330	U	U	
2,2-DICHLOROPROPANE	330	U	U	
2-BUTANONE	1700	U	U	
2-CHLOROETHYL VINYL ETHER	1700	U	U	
2-CHLOROTOLUENE	330	U	U	
2-HEXANONE	1700	U	U	
4-CHLOROTOLUENE	330	U	U	
4-ISOPROPYLTOLUENE	330	U	U	
4-METHYL-2-PENTANONE	1700	U	U	
ACETONE	1700	U	U	
BENZENE	330	U	U	
BROMOBENZENE	330	U	U	
BROMOCHLOROMETHANE	330	U	U	

nsample	DMW-18I-090208DL
samp_date	9/2/2008
lab_id	A8I030112002
qc_type	NM
units	UG/L
Pct_Solids	
DUP_OF:	

Parameter	Result	Lab Qual	Val Qual	Qual Code
BROMODICHLOROMETHANE	330	U	U	
BROMOFORM	330	U	U	
BROMOMETHANE	330	U	U	
CARBON DISULFIDE	330	U	U	
CARBON TETRACHLORIDE	330	U	U	
CHLOROBENZENE	330	U	U	
CHLORODIBROMOMETHANE	330	U	U	
CHLOROETHANE	330	U	U	
CHLOROFORM	330	U	U	
CHLOROMETHANE	330	U	U	
CIS-1,2-DICHLOROETHENE	880			
CIS-1,3-DICHLOROPROPENE	330	U	U	
DIBROMOMETHANE	330	U	U	
DICHLORODIFLUOROMETHANE	330	U	U	
DIISOPROPYL ETHER	1700	U	U	
ETHYL TERT-BUTYL ETHER	1700	U	U	
ETHYLBENZENE	330	U	U	
HEXACHLOROBUTADIENE	330	U	U	
ISOPROPYLBENZENE	330	U	U	
M+P-XYLENES	670	U	U	
METHYL TERT-BUTYL ETHER	1700	U	U	
METHYLENE CHLORIDE	140	J	J	P
NAPHTHALENE	330	U	U	
N-BUTYLBENZENE	330	U	U	
N-PROPYLBENZENE	330	U	U	
O-XYLENE	330	U	U	
SEC-BUTYLBENZENE	330	U	U	
STYRENE	330	U	U	
TERT-AMYL METHYL ETHER	1700	U	U	
TERT-BUTYLBENZENE	330	U	U	
TERTIARY-BUTYL ALCOHOL	6700	U	U	
TETRACHLOROETHENE	330	U	U	

nsample	DMW-18I-090208DL
samp_date	9/2/2008
lab_id	A8I030112002
qc_type	NM
units	UG/L
Pct_Solids	
DUP_OF:	

Parameter	Result	Lab Qual	Val Qual	Qual Code
TOLUENE	330	U	U	
TOTAL XYLENES	670	U	U	
TRANS-1,2-DICHLOROETHENE	330	U	U	
TRANS-1,3-DICHLOROPROPENE	330	U	U	
TRICHLOROETHENE	9300		L	D
TRICHLOROFLUOROMETHANE	330	U	U	
VINYL ACETATE	670	U	U	
VINYL CHLORIDE	520			

PROJ_NO: 01660

SDG: 8H28126 MEDIA: WATER DATA FRACTION: OV

nsample	DMW-18S-090208DL
samp_date	9/2/2008
lab_id	A8I030112004
qc_type	NM
units	UG/L
Pct_Solids	
DUP_OF:	

Parameter	Result	Lab Qual	Val Qual	Qual Code
1,1,1,2-TETRACHLOROETHANE	20	U	U	
1,1,1-TRICHLOROETHANE	20	U	U	
1,1,2,2-TETRACHLOROETHANE	20	U	U	
1,1,2-TRICHLOROTRIFLUOROETHANE	20	U	U	
1,1-DICHLOROETHANE	20	U	U	
1,1-DICHLOROETHENE	20	U	U	
1,1-DICHLOROPROPENE	20	U	U	
1,2,3-TRICHLOROBENZENE	20	U	U	
1,2,3-TRICHLOROPROPANE	20	U	U	
1,2,3-TRIMETHYLBENZENE	100	U	U	
1,2,4-TRICHLOROBENZENE	20	U	U	
1,2,4-TRIMETHYLBENZENE	20	U	U	
1,2-DIBROMO-3-CHLOROPROPANE	40	U	U	
1,2-DIBROMOETHANE	20	U	U	
1,2-DICHLOROBENZENE	20	U	U	
1,2-DICHLOROETHANE	6.6	J	J	P
1,2-DICHLOROPROPANE	20	U	U	
1,3-DICHLOROBENZENE	20	U	U	
1,3-DICHLOROPROPANE	20	U	U	
1,4-DICHLOROBENZENE	20	U	U	
2,2-DICHLOROPROPANE	20	U	U	
2-BUTANONE	100	U	U	
2-CHLOROETHYL VINYL ETHER	100	U	U	
2-CHLOROTOLUENE	20	U	U	
2-HEXANONE	100	U	U	
4-CHLOROTOLUENE	20	U	U	
4-ISOPROPYLTOLUENE	20	U	U	
4-METHYL-2-PENTANONE	100	U	U	
ACETONE	100	U	U	
BENZENE	20	U	U	
BROMOBENZENE	20	U	U	
BROMOCHLOROMETHANE	20	U	U	

nsample	DMW-18S-090208DL
samp_date	9/2/2008
lab_id	A8I030112004
qc_type	NM
units	UG/L
Pct_Solids	
DUP_OF:	

Parameter	Result	Lab Qual	Val Qual	Qual Code
BROMODICHLOROMETHANE	20	U	U	
BROMOFORM	20	U	U	
BROMOMETHANE	20	U	U	
CARBON DISULFIDE	20	U	U	
CARBON TETRACHLORIDE	20	U	U	
CHLOROBENZENE	20	U	U	
CHLORODIBROMOMETHANE	20	U	U	
CHLOROETHANE	20	U	U	
CHLOROFORM	3.7	J	J	P
CHLOROMETHANE	20	U	U	
CIS-1,2-DICHLOROETHENE	59			
CIS-1,3-DICHLOROPROPENE	20	U	U	
DIBROMOMETHANE	20	U	U	
DICHLORODIFLUOROMETHANE	20	U	U	
DIISOPROPYL ETHER	100	U	U	
ETHYL TERT-BUTYL ETHER	100	U	U	
ETHYLBENZENE	20	U	U	
HEXACHLOROBUTADIENE	20	U	U	
ISOPROPYLBENZENE	20	U	U	
M+P-XYLENES	40	U	U	
METHYL TERT-BUTYL ETHER	100	U	U	
METHYLENE CHLORIDE	8.2	J	J	P
NAPHTHALENE	20	U	U	
N-BUTYLBENZENE	20	U	U	
N-PROPYLBENZENE	20	U	U	
O-XYLENE	20	U	U	
SEC-BUTYLBENZENE	20	U	U	
STYRENE	20	U	U	
TERT-AMYL METHYL ETHER	100	U	U	
TERT-BUTYLBENZENE	20	U	U	
TERTIARY-BUTYL ALCOHOL	400	U	U	
TETRACHLOROETHENE	20	U	U	

nsample	DMW-18S-090208DL
samp_date	9/2/2008
lab_id	A8I030112004
qc_type	NM
units	UG/L
Pct_Solids	
DUP_OF:	

Parameter	Result	Lab Qual	Val Qual	Qual Code
TOLUENE	20	U	U	
TOTAL XYLENES	40	U	U	
TRANS-1,2-DICHLOROETHENE	20	U	U	
TRANS-1,3-DICHLOROPROPENE	20	U	U	
TRICHLOROETHENE	500			
TRICHLOROFLUOROMETHANE	20	U	U	
VINYL ACETATE	40	U	U	
VINYL CHLORIDE	36			

PROJ_NO: 01660

SDG: 8H28126 MEDIA: WATER DATA FRACTION: OV

nsample	DMW-2A-082908DL
samp_date	8/29/2008
lab_id	A8H300106003
qc_type	NM
units	UG/L
Pct_Solids	
DUP_OF:	

Parameter	Result	Lab Qual	Val Qual	Qual Code
1,1,1,2-TETRACHLOROETHANE	500	U	U	
1,1,1-TRICHLOROETHANE	500	U	U	
1,1,2,2-TETRACHLOROETHANE	500	U	U	
1,1,2-TRICHLOROTRIFLUOROETHANE	500	U	U	
1,1-DICHLOROETHANE	500	U	U	
1,1-DICHLOROETHENE	500	U	U	
1,1-DICHLOROPROPENE	500	U	U	
1,2,3-TRICHLOROBENZENE	500	U	U	
1,2,3-TRICHLOROPROPANE	500	U	U	
1,2,3-TRIMETHYLBENZENE	15	J	B	A
1,2,4-TRICHLOROBENZENE	650	B		
1,2,4-TRIMETHYLBENZENE	500	U	U	
1,2-DIBROMO-3-CHLOROPROPANE	1000	U	U	
1,2-DIBROMOETHANE	500	U	U	
1,2-DICHLOROBENZENE	500	U	U	
1,2-DICHLOROETHANE	150	J	J	P
1,2-DICHLOROPROPANE	500	U	U	
1,3-DICHLOROBENZENE	500	U	U	
1,3-DICHLOROPROPANE	500	U	U	
1,4-DICHLOROBENZENE	500	U	U	
2,2-DICHLOROPROPANE	500	U	U	
2-BUTANONE	2500	U	U	
2-CHLOROETHYL VINYL ETHER	2500	U	U	
2-CHLOROTOLUENE	500	U	U	
2-HEXANONE	2500	U	U	
4-CHLOROTOLUENE	500	U	U	
4-ISOPROPYLTOLUENE	500	U	U	
4-METHYL-2-PENTANONE	2500	U	U	
ACETONE	2500	U	U	
BENZENE	500	U	U	
BROMOBENZENE	500	U	U	
BROMOCHLOROMETHANE	500	U	U	

nsample	DMW-2A-082908DL
samp_date	8/29/2008
lab_id	A8H300106003
qc_type	NM
units	UG/L
Pct_Solids	
DUP_OF:	

Parameter	Result	Lab Qual	Val Qual	Qual Code
BROMODICHLOROMETHANE	500	U	U	
BROMOFORM	500	U	U	
BROMOMETHANE	500	U	U	
CARBON DISULFIDE	500	U	U	
CARBON TETRACHLORIDE	500	U	U	
CHLOROBENZENE	500	U	U	
CHLORODIBROMOMETHANE	500	U	U	
CHLOROETHANE	500	U	U	
CHLOROFORM	89	J	J	P
CHLOROMETHANE	500	U	U	
CIS-1,2-DICHLOROETHENE	5000			
CIS-1,3-DICHLOROPROPENE	500	U	U	
DIBROMOMETHANE	500	U	U	
DICHLORODIFLUOROMETHANE	500	U	U	
DIISOPROPYL ETHER	2500	U	U	
ETHYL TERT-BUTYL ETHER	2500	U	U	
ETHYLBENZENE	500	U	U	
HEXACHLOROBUTADIENE	500	U	U	
ISOPROPYLBENZENE	500	U	U	
M+P-XYLENES	1000	U	U	
METHYL TERT-BUTYL ETHER	2500	U	U	
METHYLENE CHLORIDE	500	U	U	
NAPHTHALENE	500	U	U	
N-BUTYLBENZENE	500	U	U	
N-PROPYLBENZENE	500	U	U	
O-XYLENE	500	U	U	
SEC-BUTYLBENZENE	500	U	U	
STYRENE	500	U	U	
TERT-AMYL METHYL ETHER	2500	U	U	
TERT-BUTYLBENZENE	500	U	U	
TERTIARY-BUTYL ALCOHOL	10000	U	U	
TETRACHLOROETHENE	500	U	U	

nsample	DMW-2A-082908DL
samp_date	8/29/2008
lab_id	A8H300106003
qc_type	NM
units	UG/L
Pct_Solids	
DUP_OF:	

Parameter	Result	Lab Qual	Val Qual	Qual Code
TOLUENE	500	U	U	
TOTAL XYLENES	1000	U	U	
TRANS-1,2-DICHLOROETHENE	500	U	U	
TRANS-1,3-DICHLOROPROPENE	500	U	U	
TRICHLOROETHENE	20000			
TRICHLOROFLUOROMETHANE	500	U	U	
VINYL ACETATE	1000	U	U	
VINYL CHLORIDE	840			

PROJ_NO: 01660

SDG: 8H28126 MEDIA: WATER DATA FRACTION: OV

nsample	DMW-2B-082908
samp_date	8/29/2008
lab_id	A8H300106002
qc_type	NM
units	UG/L
Pct_Solids	
DUP_OF:	

Parameter	Result	Lab Qual	Val Qual	Qual Code
1,1,1,2-TETRACHLOROETHANE	1	U	U	
1,1,1-TRICHLOROETHANE	1	U	U	
1,1,2,2-TETRACHLOROETHANE	1	U	U	
1,1,2-TRICHLOROTRIFLUOROETHANE	1	U	U	
1,1-DICHLOROETHANE	1	U	U	
1,1-DICHLOROETHENE	1	U	U	
1,1-DICHLOROPROPENE	1	U	U	
1,2,3-TRICHLOROBENZENE	1	U	U	
1,2,3-TRICHLOROPROPANE	1	U	U	
1,2,3-TRIMETHYLBENZENE	5	U	U	
1,2,4-TRICHLOROBENZENE	1	U	U	
1,2,4-TRIMETHYLBENZENE	1	U	U	
1,2-DIBROMO-3-CHLOROPROPANE	2	U	U	
1,2-DIBROMOETHANE	1	U	U	
1,2-DICHLOROBENZENE	1	U	U	
1,2-DICHLOROETHANE	1	U	U	
1,2-DICHLOROPROPANE	1	U	U	
1,3-DICHLOROBENZENE	1	U	U	
1,3-DICHLOROPROPANE	1	U	U	
1,4-DICHLOROBENZENE	1	U	U	
2,2-DICHLOROPROPANE	1	U	U	
2-BUTANONE	5	U	U	
2-CHLOROETHYL VINYL ETHER	5	U	U	
2-CHLOROTOLUENE	1	U	U	
2-HEXANONE	5	U	U	
4-CHLOROTOLUENE	1	U	U	
4-ISOPROPYLTOLUENE	1	U	U	
4-METHYL-2-PENTANONE	5	U	U	
ACETONE	5	U	U	
BENZENE	1	U	U	
BROMOBENZENE	1	U	U	
BROMOCHLOROMETHANE	1	U	U	

nsample	DMW-2B-082908
samp_date	8/29/2008
lab_id	A8H300106002
qc_type	NM
units	UG/L
Pct_Solids	
DUP_OF:	

Parameter	Result	Lab Qual	Val Qual	Qual Code
BROMODICHLOROMETHANE	1	U	U	
BROMOFORM	1	U	U	
BROMOMETHANE	1	U	U	
CARBON DISULFIDE	1	U	U	
CARBON TETRACHLORIDE	1	U	U	
CHLOROBENZENE	1	U	U	
CHLORODIBROMOMETHANE	1	U	U	
CHLOROETHANE	1	U	U	
CHLOROFORM	1	U	U	
CHLOROMETHANE	1	U	U	
CIS-1,2-DICHLOROETHENE	4.5			
CIS-1,3-DICHLOROPROPENE	1	U	U	
DIBROMOMETHANE	1	U	U	
DICHLORODIFLUOROMETHANE	1	U	U	
DIISOPROPYL ETHER	5	U	U	
ETHYL TERT-BUTYL ETHER	5	U	U	
ETHYLBENZENE	1	U	U	
HEXACHLOROBUTADIENE	1	U	U	
ISOPROPYLBENZENE	1	U	U	
M+P-XYLENES	2	U	U	
METHYL TERT-BUTYL ETHER	5	U	U	
METHYLENE CHLORIDE	1	U	U	
NAPHTHALENE	1	U	U	
N-BUTYLBENZENE	1	U	U	
N-PROPYLBENZENE	1	U	U	
O-XYLENE	1	U	U	
SEC-BUTYLBENZENE	1	U	U	
STYRENE	1	U	U	
TERT-AMYL METHYL ETHER	5	U	U	
TERT-BUTYLBENZENE	1	U	U	
TERTIARY-BUTYL ALCOHOL	20	U	U	
TETRACHLOROETHENE	1	U	U	

nsample	DMW-2B-082908
samp_date	8/29/2008
lab_id	A8H300106002
qc_type	NM
units	UG/L
Pct_Solids	
DUP_OF:	

Parameter	Result	Lab Qual	Val Qual	Qual Code
TOLUENE	1	U	U	
TOTAL XYLENES	2	U	U	
TRANS-1,2-DICHLOROETHENE	0.36	J	J	P
TRANS-1,3-DICHLOROPROPENE	1	U	U	
TRICHLOROETHENE	2.1			
TRICHLOROFLUOROMETHANE	1	U	U	
VINYL ACETATE	2	U	U	
VINYL CHLORIDE	1	U	U	

PROJ_NO: 01660

SDG: 8H28126 MEDIA: WATER DATA FRACTION: OV

nsample	DMW-3D-082708
samp_date	8/27/2008
lab_id	A8H280126002
qc_type	NM
units	UG/L
Pct_Solids	
DUP_OF:	

Parameter	Result	Lab Qual	Val Qual	Qual Code
1,1,1,2-TETRACHLOROETHANE	1	U	U	
1,1,1-TRICHLOROETHANE	1	U	U	
1,1,2,2-TETRACHLOROETHANE	1	U	U	
1,1,2-TRICHLOROTRIFLUOROETHANE	1	U	U	
1,1-DICHLOROETHANE	1	U	U	
1,1-DICHLOROETHENE	1	U	U	
1,1-DICHLOROPROPENE	1	U	U	
1,2,3-TRICHLOROBENZENE	1	U	U	
1,2,3-TRICHLOROPROPANE	1	U	U	
1,2,3-TRIMETHYLBENZENE	5	U	U	
1,2,4-TRICHLOROBENZENE	1	U	U	
1,2,4-TRIMETHYLBENZENE	1	U	U	
1,2-DIBROMO-3-CHLOROPROPANE	2	U	U	
1,2-DIBROMOETHANE	1	U	U	
1,2-DICHLOROBENZENE	1	U	U	
1,2-DICHLOROETHANE	1	U	U	
1,2-DICHLOROPROPANE	1	U	U	
1,3-DICHLOROBENZENE	1	U	U	
1,3-DICHLOROPROPANE	1	U	U	
1,4-DICHLOROBENZENE	1	U	U	
2,2-DICHLOROPROPANE	1	U	U	
2-BUTANONE	5	U	U	
2-CHLOROETHYL VINYL ETHER	5	U	U	
2-CHLOROTOLUENE	1	U	U	
2-HEXANONE	5	U	U	
4-CHLOROTOLUENE	1	U	U	
4-ISOPROPYLTOLUENE	1	U	U	
4-METHYL-2-PENTANONE	5	U	U	
ACETONE	5	U	U	
BENZENE	1	U	U	
BROMOBENZENE	1	U	U	
BROMOCHLOROMETHANE	1	U	U	

nsample	DMW-3D-082708
samp_date	8/27/2008
lab_id	A8H280126002
qc_type	NM
units	UG/L
Pct_Solids	
DUP_OF:	

Parameter	Result	Lab Qual	Val Qual	Qual Code
BROMODICHLOROMETHANE	1	U	U	
BROMOFORM	1	U	U	
BROMOMETHANE	1	U	U	
CARBON DISULFIDE	1	U	U	
CARBON TETRACHLORIDE	1	U	U	
CHLOROBENZENE	1	U	U	
CHLORODIBROMOMETHANE	1	U	U	
CHLOROETHANE	1	U	U	
CHLOROFORM	1	U	U	
CHLOROMETHANE	1	U	U	
CIS-1,2-DICHLOROETHENE	1	U	U	
CIS-1,3-DICHLOROPROPENE	1	U	U	
DIBROMOMETHANE	1	U	U	
DICHLORODIFLUOROMETHANE	1	U	U	
DIISOPROPYL ETHER	5	U	U	
ETHYL TERT-BUTYL ETHER	5	U	U	
ETHYLBENZENE	1	U	U	
HEXACHLOROBUTADIENE	1	U	U	
ISOPROPYLBENZENE	1	U	U	
M+P-XYLENES	2	U	U	
METHYL TERT-BUTYL ETHER	5	U	U	
METHYLENE CHLORIDE	1	U	U	
NAPHTHALENE	1	U	U	
N-BUTYLBENZENE	1	U	U	
N-PROPYLBENZENE	1	U	U	
O-XYLENE	1	U	U	
SEC-BUTYLBENZENE	1	U	U	
STYRENE	1	U	U	
TERT-AMYL METHYL ETHER	5	U	U	
TERT-BUTYLBENZENE	1	U	U	
TERTIARY-BUTYL ALCOHOL	20	U	U	
TETRACHLOROETHENE	1	U	U	

nsample	DMW-3D-082708
samp_date	8/27/2008
lab_id	A8H280126002
qc_type	NM
units	UG/L
Pct_Solids	
DUP_OF:	

Parameter	Result	Lab Qual	Val Qual	Qual Code
TOLUENE	0.4	J	J	P
TOTAL XYLENES	2	U	U	
TRANS-1,2-DICHLOROETHENE	1	U	U	
TRANS-1,3-DICHLOROPROPENE	1	U	U	
TRICHLOROETHENE	0.36	J	J	P
TRICHLOROFLUOROMETHANE	1	U	U	
VINYL ACETATE	2	U	U	
VINYL CHLORIDE	1	U	U	

PROJ_NO: 01660

SDG: 8H28126 MEDIA: WATER DATA FRACTION: OV

nsample	DMW-3I-082708DL
samp_date	8/27/2008
lab_id	A8H280126003
qc_type	NM
units	UG/L
Pct_Solids	
DUP_OF:	

Parameter	Result	Lab Qual	Val Qual	Qual Code
1,1,1,2-TETRACHLOROETHANE	500	U	U	
1,1,1-TRICHLOROETHANE	500	U	U	
1,1,2,2-TETRACHLOROETHANE	500	U	U	
1,1,2-TRICHLOROTRIFLUOROETHANE	500	U	U	
1,1-DICHLOROETHANE	500	U	U	
1,1-DICHLOROETHENE	500	U	U	
1,1-DICHLOROPROPENE	500	U	U	
1,2,3-TRICHLOROBENZENE	110	J	B	A
1,2,3-TRICHLOROPROPANE	500	U	U	
1,2,3-TRIMETHYLBENZENE	19	J	B	A
1,2,4-TRICHLOROBENZENE	730	B		
1,2,4-TRIMETHYLBENZENE	500	U	U	
1,2-DIBROMO-3-CHLOROPROPANE	1000	U	U	
1,2-DIBROMOETHANE	500	U	U	
1,2-DICHLOROBENZENE	500	U	U	
1,2-DICHLOROETHANE	150	J	J	P
1,2-DICHLOROPROPANE	500	U	U	
1,3-DICHLOROBENZENE	500	U	U	
1,3-DICHLOROPROPANE	500	U	U	
1,4-DICHLOROBENZENE	500	U	U	
2,2-DICHLOROPROPANE	500	U	U	
2-BUTANONE	2500	U	U	
2-CHLOROETHYL VINYL ETHER	2500	U	U	
2-CHLOROTOLUENE	500	U	U	
2-HEXANONE	2500	U	U	
4-CHLOROTOLUENE	500	U	U	
4-ISOPROPYLTOLUENE	500	U	U	
4-METHYL-2-PENTANONE	2500	U	U	
ACETONE	2500	U	U	
BENZENE	500	U	U	
BROMOBENZENE	500	U	U	
BROMOCHLOROMETHANE	500	U	U	

nsample	DMW-3I-082708DL
samp_date	8/27/2008
lab_id	A8H280126003
qc_type	NM
units	UG/L
Pct_Solids	
DUP_OF:	

Parameter	Result	Lab Qual	Val Qual	Qual Code
BROMODICHLOROMETHANE	500	U	U	
BROMOFORM	500	U	U	
BROMOMETHANE	500	U	U	
CARBON DISULFIDE	500	U	U	
CARBON TETRACHLORIDE	500	U	U	
CHLOROBENZENE	500	U	U	
CHLORODIBROMOMETHANE	500	U	U	
CHLOROETHANE	500	U	U	
CHLOROFORM	100	J	J	P
CHLOROMETHANE	500	U	U	
CIS-1,2-DICHLOROETHENE	16000			
CIS-1,3-DICHLOROPROPENE	500	U	U	
DIBROMOMETHANE	500	U	U	
DICHLORODIFLUOROMETHANE	500	U	U	
DIISOPROPYL ETHER	2500	U	U	
ETHYL TERT-BUTYL ETHER	2500	U	U	
ETHYLBENZENE	500	U	U	
HEXACHLOROBUTADIENE	500	U	U	
ISOPROPYLBENZENE	500	U	U	
M+P-XYLENES	1000	U	U	
METHYL TERT-BUTYL ETHER	2500	U	U	
METHYLENE CHLORIDE	500	U	U	
NAPHTHALENE	500	U	U	
N-BUTYLBENZENE	500	U	U	
N-PROPYLBENZENE	500	U	U	
O-XYLENE	500	U	U	
SEC-BUTYLBENZENE	500	U	U	
STYRENE	500	U	U	
TERT-AMYL METHYL ETHER	2500	U	U	
TERT-BUTYLBENZENE	500	U	U	
TERTIARY-BUTYL ALCOHOL	10000	U	U	
TETRACHLOROETHENE	500	U	U	

nsample	DMW-3I-082708DL
samp_date	8/27/2008
lab_id	A8H280126003
qc_type	NM
units	UG/L
Pct_Solids	
DUP_OF:	

Parameter	Result	Lab Qual	Val Qual	Qual Code
TOLUENE	210	J	J	P
TOTAL XYLENES	1000	U	U	
TRANS-1,2-DICHLOROETHENE	500	U	U	
TRANS-1,3-DICHLOROPROPENE	500	U	U	
TRICHLOROETHENE	18000			
TRICHLOROFLUOROMETHANE	500	U	U	
VINYL ACETATE	1000	U	U	
VINYL CHLORIDE	4300			

PROJ_NO: 01660

SDG: 8H28126 MEDIA: WATER DATA FRACTION: OV

nsample	DMW-3S-082708DL
samp_date	8/27/2008
lab_id	A8H280126004
qc_type	NM
units	UG/L
Pct_Solids	
DUP_OF:	

Parameter	Result	Lab Qual	Val Qual	Qual Code
1,1,1,2-TETRACHLOROETHANE	170	U	U	
1,1,1-TRICHLOROETHANE	170	U	U	
1,1,2,2-TETRACHLOROETHANE	170	U	U	
1,1,2-TRICHLOROTRIFLUOROETHANE	170	U	U	
1,1-DICHLOROETHANE	170	U	U	
1,1-DICHLOROETHENE	170	U	U	
1,1-DICHLOROPROPENE	170	U	U	
1,2,3-TRICHLOROBENZENE	170	U	U	
1,2,3-TRICHLOROPROPANE	170	U	U	
1,2,3-TRIMETHYLBENZENE	830	U	U	
1,2,4-TRICHLOROBENZENE	170	U	U	
1,2,4-TRIMETHYLBENZENE	170	U	U	
1,2-DIBROMO-3-CHLOROPROPANE	330	U	U	
1,2-DIBROMOETHANE	170	U	U	
1,2-DICHLOROBENZENE	170	U	U	
1,2-DICHLOROETHANE	170	U	U	
1,2-DICHLOROPROPANE	170	U	U	
1,3-DICHLOROBENZENE	170	U	U	
1,3-DICHLOROPROPANE	170	U	U	
1,4-DICHLOROBENZENE	170	U	U	
2,2-DICHLOROPROPANE	170	U	U	
2-BUTANONE	830	U	U	
2-CHLOROETHYL VINYL ETHER	830	U	U	
2-CHLOROTOLUENE	170	U	U	
2-HEXANONE	830	U	U	
4-CHLOROTOLUENE	170	U	U	
4-ISOPROPYLTOLUENE	170	U	U	
4-METHYL-2-PENTANONE	830	U	U	
ACETONE	830	U	U	
BENZENE	170	U	U	
BROMOBENZENE	170	U	U	
BROMOCHLOROMETHANE	170	U	U	

nsample	DMW-3S-082708DL
samp_date	8/27/2008
lab_id	A8H280126004
qc_type	NM
units	UG/L
Pct_Solids	
DUP_OF:	

Parameter	Result	Lab Qual	Val Qual	Qual Code
BROMODICHLOROMETHANE	170	U	U	
BROMOFORM	170	U	U	
BROMOMETHANE	170	U	U	
CARBON DISULFIDE	170	U	U	
CARBON TETRACHLORIDE	170	U	U	
CHLOROBENZENE	170	U	U	
CHLORODIBROMOMETHANE	170	U	U	
CHLOROETHANE	170	U	U	
CHLOROFORM	170	U	U	
CHLOROMETHANE	170	U	U	
CIS-1,2-DICHLOROETHENE	550			
CIS-1,3-DICHLOROPROPENE	170	U	U	
DIBROMOMETHANE	170	U	U	
DICHLORODIFLUOROMETHANE	170	U	U	
DIISOPROPYL ETHER	830	U	U	
ETHYL TERT-BUTYL ETHER	830	U	U	
ETHYLBENZENE	170	U	U	
HEXACHLOROBUTADIENE	170	U	U	
ISOPROPYLBENZENE	170	U	U	
M+P-XYLENES	330	U	U	
METHYL TERT-BUTYL ETHER	830	U	U	
METHYLENE CHLORIDE	170	U	U	
NAPHTHALENE	170	U	U	
N-BUTYLBENZENE	170	U	U	
N-PROPYLBENZENE	170	U	U	
O-XYLENE	170	U	U	
SEC-BUTYLBENZENE	170	U	U	
STYRENE	170	U	U	
TERT-AMYL METHYL ETHER	830	U	U	
TERT-BUTYLBENZENE	170	U	U	
TERTIARY-BUTYL ALCOHOL	3300	U	U	
TETRACHLOROETHENE	170	U	U	

nsample	DMW-3S-082708DL
samp_date	8/27/2008
lab_id	A8H280126004
qc_type	NM
units	UG/L
Pct_Solids	
DUP_OF:	

Parameter	Result	Lab Qual	Val Qual	Qual Code
TOLUENE	170	U	U	
TOTAL XYLENES	330	U	U	
TRANS-1,2-DICHLOROETHENE	200			
TRANS-1,3-DICHLOROPROPENE	170	U	U	
TRICHLOROETHENE	170	U	U	
TRICHLOROFLUOROMETHANE	170	U	U	
VINYL ACETATE	330	U	U	
VINYL CHLORIDE	4400			

PROJ_NO: 01660

SDG: 8H28126 MEDIA: WATER DATA FRACTION: OV

nsample	DMW-7D-082808
samp_date	8/28/2008
lab_id	A8H290111002
qc_type	NM
units	UG/L
Pct_Solids	
DUP_OF:	

Parameter	Result	Lab Qual	Val Qual	Qual Code
1,1,1,2-TETRACHLOROETHANE	1	U	U	
1,1,1-TRICHLOROETHANE	1	U	U	
1,1,2,2-TETRACHLOROETHANE	1	U	U	
1,1,2-TRICHLOROTRIFLUOROETHANE	1	U	U	
1,1-DICHLOROETHANE	1	U	U	
1,1-DICHLOROETHENE	1	U	U	
1,1-DICHLOROPROPENE	1	U	U	
1,2,3-TRICHLOROBENZENE	1	U	U	
1,2,3-TRICHLOROPROPANE	1	U	U	
1,2,3-TRIMETHYLBENZENE	5	U	U	
1,2,4-TRICHLOROBENZENE	1	U	U	
1,2,4-TRIMETHYLBENZENE	1	U	U	
1,2-DIBROMO-3-CHLOROPROPANE	2	U	U	
1,2-DIBROMOETHANE	1	U	U	
1,2-DICHLOROBENZENE	1	U	U	
1,2-DICHLOROETHANE	1	U	U	
1,2-DICHLOROPROPANE	1	U	U	
1,3-DICHLOROBENZENE	1	U	U	
1,3-DICHLOROPROPANE	1	U	U	
1,4-DICHLOROBENZENE	1	U	U	
2,2-DICHLOROPROPANE	1	U	U	
2-BUTANONE	5	U	U	
2-CHLOROETHYL VINYL ETHER	5	U	U	
2-CHLOROTOLUENE	1	U	U	
2-HEXANONE	5	U	U	
4-CHLOROTOLUENE	1	U	U	
4-ISOPROPYLTOLUENE	1	U	U	
4-METHYL-2-PENTANONE	5	U	U	
ACETONE	5	U	U	
BENZENE	1	U	U	
BROMOBENZENE	1	U	U	
BROMOCHLOROMETHANE	1	U	U	

nsample	DMW-7D-082808
samp_date	8/28/2008
lab_id	A8H290111002
qc_type	NM
units	UG/L
Pct_Solids	
DUP_OF:	

Parameter	Result	Lab Qual	Val Qual	Qual Code
BROMODICHLOROMETHANE	1	U	U	
BROMOFORM	1	U	U	
BROMOMETHANE	1	U	U	
CARBON DISULFIDE	1	U	U	
CARBON TETRACHLORIDE	1	U	U	
CHLOROBENZENE	1	U	U	
CHLORODIBROMOMETHANE	1	U	U	
CHLOROETHANE	1	U	U	
CHLOROFORM	1	U	U	
CHLOROMETHANE	1	U	U	
CIS-1,2-DICHLOROETHENE	1	U	U	
CIS-1,3-DICHLOROPROPENE	1	U	U	
DIBROMOMETHANE	1	U	U	
DICHLORODIFLUOROMETHANE	1	U	U	
DIISOPROPYL ETHER	5	U	U	
ETHYL TERT-BUTYL ETHER	5	U	U	
ETHYLBENZENE	1	U	U	
HEXACHLOROBUTADIENE	1	U	U	
ISOPROPYLBENZENE	1	U	U	
M+P-XYLENES	2	U	U	
METHYL TERT-BUTYL ETHER	5	U	U	
METHYLENE CHLORIDE	1	U	U	
NAPHTHALENE	1	U	U	
N-BUTYLBENZENE	1	U	U	
N-PROPYLBENZENE	1	U	U	
O-XYLENE	1	U	U	
SEC-BUTYLBENZENE	1	U	U	
STYRENE	1	U	U	
TERT-AMYL METHYL ETHER	5	U	U	
TERT-BUTYLBENZENE	1	U	U	
TERTIARY-BUTYL ALCOHOL	20	U	U	
TETRACHLOROETHENE	1	U	U	

nsample	DMW-7D-082808
samp_date	8/28/2008
lab_id	A8H290111002
qc_type	NM
units	UG/L
Pct_Solids	
DUP_OF:	

Parameter	Result	Lab Qual	Val Qual	Qual Code
TOLUENE	1	U	U	
TOTAL XYLENES	2	U	U	
TRANS-1,2-DICHLOROETHENE	1	U	U	
TRANS-1,3-DICHLOROPROPENE	1	U	U	
TRICHLOROETHENE	0.46	J	J	P
TRICHLOROFLUOROMETHANE	1	U	U	
VINYL ACETATE	2	U	U	
VINYL CHLORIDE	1	U	U	

PROJ_NO: 01660

SDG: 8H28126 MEDIA: WATER DATA FRACTION: OV

nsample	DMW-7I-082808DL
samp_date	8/28/2008
lab_id	A8H290111003
qc_type	NM
units	UG/L
Pct_Solids	
DUP_OF:	

Parameter	Result	Lab Qual	Val Qual	Qual Code
1,1,1,2-TETRACHLOROETHANE	11	U	U	
1,1,1-TRICHLOROETHANE	4.5	J	J	P
1,1,2,2-TETRACHLOROETHANE	11	U	U	
1,1,2-TRICHLOROTRIFLUOROETHANE	11	U	U	
1,1-DICHLOROETHANE	11	U	U	
1,1-DICHLOROETHENE	2.2	J	J	P
1,1-DICHLOROPROPENE	11	U	U	
1,2,3-TRICHLOROBENZENE	11	U	U	
1,2,3-TRICHLOROPROPANE	11	U	U	
1,2,3-TRIMETHYLBENZENE	0.66	J	B	A
1,2,4-TRICHLOROBENZENE	11	U	U	
1,2,4-TRIMETHYLBENZENE	11	U	U	
1,2-DIBROMO-3-CHLOROPROPANE	22	U	U	
1,2-DIBROMOETHANE	11	U	U	
1,2-DICHLOROBENZENE	11	U	U	
1,2-DICHLOROETHANE	5	J	J	P
1,2-DICHLOROPROPANE	11	U	U	
1,3-DICHLOROBENZENE	11	U	U	
1,3-DICHLOROPROPANE	11	U	U	
1,4-DICHLOROBENZENE	11	U	U	
2,2-DICHLOROPROPANE	11	U	U	
2-BUTANONE	56	U	U	
2-CHLOROETHYL VINYL ETHER	56	U	U	
2-CHLOROTOLUENE	11	U	U	
2-HEXANONE	56	U	U	
4-CHLOROTOLUENE	11	U	U	
4-ISOPROPYLTOLUENE	11	U	U	
4-METHYL-2-PENTANONE	56	U	U	
ACETONE	56	U	U	
BENZENE	11	U	U	
BROMOBENZENE	11	U	U	
BROMOCHLOROMETHANE	11	U	U	

nsample	DMW-7I-082808DL
samp_date	8/28/2008
lab_id	A8H290111003
qc_type	NM
units	UG/L
Pct_Solids	
DUP_OF:	

Parameter	Result	Lab Qual	Val Qual	Qual Code
BROMODICHLOROMETHANE	11	U	U	
BROMOFORM	11	U	U	
BROMOMETHANE	11	U	U	
CARBON DISULFIDE	11	U	U	
CARBON TETRACHLORIDE	11	U	U	
CHLOROBENZENE	4.6	J	J	P
CHLORODIBROMOMETHANE	11	U	U	
CHLOROETHANE	11	U	U	
CHLOROFORM	11	U	U	
CHLOROMETHANE	11	U	U	
CIS-1,2-DICHLOROETHENE	370			
CIS-1,3-DICHLOROPROPENE	11	U	U	
DIBROMOMETHANE	11	U	U	
DICHLORODIFLUOROMETHANE	11	U	U	
DIISOPROPYL ETHER	56	U	U	
ETHYL TERT-BUTYL ETHER	56	U	U	
ETHYLBENZENE	11	U	U	
HEXACHLOROBUTADIENE	11	U	U	
ISOPROPYLBENZENE	11	U	U	
M+P-XYLENES	22	U	U	
METHYL TERT-BUTYL ETHER	56	U	U	
METHYLENE CHLORIDE	10	J	J	P
NAPHTHALENE	11	U	U	
N-BUTYLBENZENE	11	U	U	
N-PROPYLBENZENE	11	U	U	
O-XYLENE	11	U	U	
SEC-BUTYLBENZENE	11	U	U	
STYRENE	11	U	U	
TERT-AMYL METHYL ETHER	56	U	U	
TERT-BUTYLBENZENE	11	U	U	
TERTIARY-BUTYL ALCOHOL	220	U	U	
TETRACHLOROETHENE	11	U	U	

nsample	DMW-7I-082808DL
samp_date	8/28/2008
lab_id	A8H290111003
qc_type	NM
units	UG/L
Pct_Solids	
DUP_OF:	

Parameter	Result	Lab Qual	Val Qual	Qual Code
TOLUENE	11	U	U	
TOTAL XYLENES	22	U	U	
TRANS-1,2-DICHLOROETHENE	8.2	J	J	P
TRANS-1,3-DICHLOROPROPENE	11	U	U	
TRICHLOROETHENE	360			
TRICHLOROFLUOROMETHANE	11	U	U	
VINYL ACETATE	22	U	U	
VINYL CHLORIDE	90			

PROJ_NO: 01660

SDG: 8H28126 MEDIA: WATER DATA FRACTION: OV

nsample	MW-5-082808DL
samp_date	8/28/2008
lab_id	A8H290111004
qc_type	NM
units	UG/L
Pct_Solids	
DUP_OF:	

Parameter	Result	Lab Qual	Val Qual	Qual Code
1,1,1,2-TETRACHLOROETHANE	67	U	U	
1,1,1-TRICHLOROETHANE	67	U	U	
1,1,2,2-TETRACHLOROETHANE	67	U	U	
1,1,2-TRICHLOROTRIFLUOROETHANE	67	U	U	
1,1-DICHLOROETHANE	67	U	U	
1,1-DICHLOROETHENE	67	U	U	
1,1-DICHLOROPROPENE	67	U	U	
1,2,3-TRICHLOROBENZENE	67	U	U	
1,2,3-TRICHLOROPROPANE	67	U	U	
1,2,3-TRIMETHYLBENZENE	330	U	U	
1,2,4-TRICHLOROBENZENE	67	U	U	
1,2,4-TRIMETHYLBENZENE	67	U	U	
1,2-DIBROMO-3-CHLOROPROPANE	130	U	U	
1,2-DIBROMOETHANE	67	U	U	
1,2-DICHLOROBENZENE	67	U	U	
1,2-DICHLOROETHANE	67	U	U	
1,2-DICHLOROPROPANE	67	U	U	
1,3-DICHLOROBENZENE	67	U	U	
1,3-DICHLOROPROPANE	67	U	U	
1,4-DICHLOROBENZENE	67	U	U	
2,2-DICHLOROPROPANE	67	U	U	
2-BUTANONE	330	U	U	
2-CHLOROETHYL VINYL ETHER	330	U	U	
2-CHLOROTOLUENE	67	U	U	
2-HEXANONE	330	U	U	
4-CHLOROTOLUENE	67	U	U	
4-ISOPROPYLTOLUENE	67	U	U	
4-METHYL-2-PENTANONE	330	U	U	
ACETONE	330	U	U	
BENZENE	67	U	U	
BROMOBENZENE	67	U	U	
BROMOCHLOROMETHANE	67	U	U	

nsample	MW-5-082808DL
samp_date	8/28/2008
lab_id	A8H290111004
qc_type	NM
units	UG/L
Pct_Solids	
DUP_OF:	

Parameter	Result	Lab Qual	Val Qual	Qual Code
BROMODICHLOROMETHANE	67	U	U	
BROMOFORM	67	U	U	
BROMOMETHANE	67	U	U	
CARBON DISULFIDE	67	U	U	
CARBON TETRACHLORIDE	67	U	U	
CHLOROBENZENE	67	U	U	
CHLORODIBROMOMETHANE	67	U	U	
CHLOROETHANE	67	U	U	
CHLOROFORM	67	U	U	
CHLOROMETHANE	67	U	U	
CIS-1,2-DICHLOROETHENE	2300			
CIS-1,3-DICHLOROPROPENE	67	U	U	
DIBROMOMETHANE	67	U	U	
DICHLORODIFLUOROMETHANE	67	U	U	
DIISOPROPYL ETHER	330	U	U	
ETHYL TERT-BUTYL ETHER	330	U	U	
ETHYLBENZENE	67	U	U	
HEXACHLOROBUTADIENE	67	U	U	
ISOPROPYLBENZENE	67	U	U	
M+P-XYLENES	130	U	U	
METHYL TERT-BUTYL ETHER	330	U	U	
METHYLENE CHLORIDE	67	U	U	
NAPHTHALENE	67	U	U	
N-BUTYLBENZENE	67	U	U	
N-PROPYLBENZENE	67	U	U	
O-XYLENE	67	U	U	
SEC-BUTYLBENZENE	67	U	U	
STYRENE	67	U	U	
TERT-AMYL METHYL ETHER	330	U	U	
TERT-BUTYLBENZENE	67	U	U	
TERTIARY-BUTYL ALCOHOL	1300	U	U	
TETRACHLOROETHENE	67	U	U	

nsample	MW-5-082808DL
samp_date	8/28/2008
lab_id	A8H290111004
qc_type	NM
units	UG/L
Pct_Solids	
DUP_OF:	

Parameter	Result	Lab Qual	Val Qual	Qual Code
TOLUENE	67	U	U	
TOTAL XYLENES	130	U	U	
TRANS-1,2-DICHLOROETHENE	51	J	J	P
TRANS-1,3-DICHLOROPROPENE	67	U	U	
TRICHLOROETHENE	67	U	U	
TRICHLOROFLUOROMETHANE	67	U	U	
VINYL ACETATE	130	U	U	
VINYL CHLORIDE	570			

PROJ_NO: 01660

SDG: 8H28126 MEDIA: WATER DATA FRACTION: OV

nsample	TB-082708
samp_date	8/27/2008
lab_id	A8H280126001
qc_type	NM
units	UG/L
Pct_Solids	
DUP_OF:	

Parameter	Result	Lab Qual	Val Qual	Qual Code
1,1,1,2-TETRACHLOROETHANE	1	U	U	
1,1,1-TRICHLOROETHANE	1	U	U	
1,1,2,2-TETRACHLOROETHANE	1	U	U	
1,1,2-TRICHLOROTRIFLUOROETHANE	1	U	U	
1,1-DICHLOROETHANE	1	U	U	
1,1-DICHLOROETHENE	1	U	U	
1,1-DICHLOROPROPENE	1	U	U	
1,2,3-TRICHLOROBENZENE	0.35	J	B	A
1,2,3-TRICHLOROPROPANE	1	U	U	
1,2,3-TRIMETHYLBENZENE	0.034	J	B	A
1,2,4-TRICHLOROBENZENE	0.21	J	B	A
1,2,4-TRIMETHYLBENZENE	1	U	U	
1,2-DIBROMO-3-CHLOROPROPANE	2	U	U	
1,2-DIBROMOETHANE	1	U	U	
1,2-DICHLOROBENZENE	1	U	U	
1,2-DICHLOROETHANE	0.87	J	J	P
1,2-DICHLOROPROPANE	1	U	U	
1,3-DICHLOROBENZENE	1	U	U	
1,3-DICHLOROPROPANE	1	U	U	
1,4-DICHLOROBENZENE	1	U	U	
2,2-DICHLOROPROPANE	1	U	U	
2-BUTANONE	5	U	U	
2-CHLOROETHYL VINYL ETHER	5	U	U	
2-CHLOROTOLUENE	1	U	U	
2-HEXANONE	5	U	U	
4-CHLOROTOLUENE	1	U	U	
4-ISOPROPYLTOLUENE	1	U	U	
4-METHYL-2-PENTANONE	5	U	U	
ACETONE	5.3			
BENZENE	1	U	U	
BROMOBENZENE	1	U	U	
BROMOCHLOROMETHANE	1	U	U	

nsample	TB-082708
samp_date	8/27/2008
lab_id	A8H280126001
qc_type	NM
units	UG/L
Pct_Solids	
DUP_OF:	

Parameter	Result	Lab Qual	Val Qual	Qual Code
BROMODICHLOROMETHANE	1	U	U	
BROMOFORM	1	U	U	
BROMOMETHANE	1	U	U	
CARBON DISULFIDE	1	U	U	
CARBON TETRACHLORIDE	1	U	U	
CHLOROBENZENE	1	U	U	
CHLORODIBROMOMETHANE	1	U	U	
CHLOROETHANE	1	U	U	
CHLOROFORM	1	U	U	
CHLOROMETHANE	1	U	U	
CIS-1,2-DICHLOROETHENE	1	U	U	
CIS-1,3-DICHLOROPROPENE	1	U	U	
DIBROMOMETHANE	1	U	U	
DICHLORODIFLUOROMETHANE	1	U	U	
DIISOPROPYL ETHER	5	U	U	
ETHYL TERT-BUTYL ETHER	5	U	U	
ETHYLBENZENE	1	U	U	
HEXACHLOROBUTADIENE	1	U	U	
ISOPROPYLBENZENE	1	U	U	
M+P-XYLENES	2	U	U	
METHYL TERT-BUTYL ETHER	5	U	U	
METHYLENE CHLORIDE	5.7			
NAPHTHALENE	0.3	J	B	A
N-BUTYLBENZENE	1	U	U	
N-PROPYLBENZENE	1	U	U	
O-XYLENE	1	U	U	
SEC-BUTYLBENZENE	1	U	U	
STYRENE	0.48	J	J	P
TERT-AMYL METHYL ETHER	5	U	U	
TERT-BUTYLBENZENE	1	U	U	
TERTIARY-BUTYL ALCOHOL	20	U	U	
TETRACHLOROETHENE	1	U	U	

nsample	TB-082708
samp_date	8/27/2008
lab_id	A8H280126001
qc_type	NM
units	UG/L
Pct_Solids	
DUP_OF:	

Parameter	Result	Lab Qual	Val Qual	Qual Code
TOLUENE	1	U	U	
TOTAL XYLENES	2	U	U	
TRANS-1,2-DICHLOROETHENE	1	U	U	
TRANS-1,3-DICHLOROPROPENE	1	U	U	
TRICHLOROETHENE	0.57	J	J	P
TRICHLOROFLUOROMETHANE	1	U	U	
VINYL ACETATE	2	U	U	
VINYL CHLORIDE	1	U	U	

PROJ_NO: 01660

SDG: 8H28126 MEDIA: WATER DATA FRACTION: OV

nsample	TB-082808
samp_date	8/28/2008
lab_id	A8H290111001
qc_type	NM
units	UG/L
Pct_Solids	
DUP_OF:	

Parameter	Result	Lab Qual	Val Qual	Qual Code
1,1,1,2-TETRACHLOROETHANE	1	U	U	
1,1,1-TRICHLOROETHANE	1	U	U	
1,1,2,2-TETRACHLOROETHANE	1	U	U	
1,1,2-TRICHLOROTRIFLUOROETHANE	1	U	U	
1,1-DICHLOROETHANE	1	U	U	
1,1-DICHLOROETHENE	1	U	U	
1,1-DICHLOROPROPENE	1	U	U	
1,2,3-TRICHLOROBENZENE	1	U	U	
1,2,3-TRICHLOROPROPANE	1	U	U	
1,2,3-TRIMETHYLBENZENE	5	U	U	
1,2,4-TRICHLOROBENZENE	1	U	U	
1,2,4-TRIMETHYLBENZENE	1	U	U	
1,2-DIBROMO-3-CHLOROPROPANE	2	U	U	
1,2-DIBROMOETHANE	1	U	U	
1,2-DICHLOROBENZENE	1	U	U	
1,2-DICHLOROETHANE	1	U	U	
1,2-DICHLOROPROPANE	1	U	U	
1,3-DICHLOROBENZENE	1	U	U	
1,3-DICHLOROPROPANE	1	U	U	
1,4-DICHLOROBENZENE	1	U	U	
2,2-DICHLOROPROPANE	1	U	U	
2-BUTANONE	5	U	U	
2-CHLOROETHYL VINYL ETHER	5	U	U	
2-CHLOROTOLUENE	1	U	U	
2-HEXANONE	5	U	U	
4-CHLOROTOLUENE	1	U	U	
4-ISOPROPYLTOLUENE	1	U	U	
4-METHYL-2-PENTANONE	5	U	U	
ACETONE	5	U	U	
BENZENE	1	U	U	
BROMOBENZENE	1	U	U	
BROMOCHLOROMETHANE	1	U	U	

nsample	TB-082808
samp_date	8/28/2008
lab_id	A8H290111001
qc_type	NM
units	UG/L
Pct_Solids	
DUP_OF:	

Parameter	Result	Lab Qual	Val Qual	Qual Code
BROMODICHLOROMETHANE	1	U	U	
BROMOFORM	1	U	U	
BROMOMETHANE	1	U	U	
CARBON DISULFIDE	1	U	U	
CARBON TETRACHLORIDE	1	U	U	
CHLOROBENZENE	1	U	U	
CHLORODIBROMOMETHANE	1	U	U	
CHLOROETHANE	1	U	U	
CHLOROFORM	1	U	U	
CHLOROMETHANE	1	U	U	
CIS-1,2-DICHLOROETHENE	1	U	U	
CIS-1,3-DICHLOROPROPENE	1	U	U	
DIBROMOMETHANE	1	U	U	
DICHLORODIFLUOROMETHANE	1	U	U	
DIISOPROPYL ETHER	5	U	U	
ETHYL TERT-BUTYL ETHER	5	U	U	
ETHYLBENZENE	1	U	U	
HEXACHLOROBUTADIENE	1	U	U	
ISOPROPYLBENZENE	1	U	U	
M+P-XYLENES	2	U	U	
METHYL TERT-BUTYL ETHER	5	U	U	
METHYLENE CHLORIDE	1	U	U	
NAPHTHALENE	1	U	U	
N-BUTYLBENZENE	1	U	U	
N-PROPYLBENZENE	1	U	U	
O-XYLENE	1	U	U	
SEC-BUTYLBENZENE	1	U	U	
STYRENE	1	U	U	
TERT-AMYL METHYL ETHER	5	U	U	
TERT-BUTYLBENZENE	1	U	U	
TERTIARY-BUTYL ALCOHOL	20	U	U	
TETRACHLOROETHENE	1	U	U	

nsample	TB-082808
samp_date	8/28/2008
lab_id	A8H290111001
qc_type	NM
units	UG/L
Pct_Solids	
DUP_OF:	

Parameter	Result	Lab Qual	Val Qual	Qual Code
TOLUENE	1	U	U	
TOTAL XYLENES	2	U	U	
TRANS-1,2-DICHLOROETHENE	1	U	U	
TRANS-1,3-DICHLOROPROPENE	1	U	U	
TRICHLOROETHENE	1	U	U	
TRICHLOROFLUOROMETHANE	1	U	U	
VINYL ACETATE	2	U	U	
VINYL CHLORIDE	1	U	U	

PROJ_NO: 01660

SDG: 8H28126 MEDIA: WATER DATA FRACTION: OV

nsample	TB-082908
samp_date	8/29/2008
lab_id	A8H300106001
qc_type	NM
units	UG/L
Pct_Solids	
DUP_OF:	

Parameter	Result	Lab Qual	Val Qual	Qual Code
1,1,1,2-TETRACHLOROETHANE	1	U	U	
1,1,1-TRICHLOROETHANE	1	U	U	
1,1,2,2-TETRACHLOROETHANE	1	U	U	
1,1,2-TRICHLOROTRIFLUOROETHANE	1	U	U	
1,1-DICHLOROETHANE	1	U	U	
1,1-DICHLOROETHENE	1	U	U	
1,1-DICHLOROPROPENE	1	U	U	
1,2,3-TRICHLOROBENZENE	1	U	U	
1,2,3-TRICHLOROPROPANE	1	U	U	
1,2,3-TRIMETHYLBENZENE	5	U	U	
1,2,4-TRICHLOROBENZENE	1	U	U	
1,2,4-TRIMETHYLBENZENE	1	U	U	
1,2-DIBROMO-3-CHLOROPROPANE	2	U	U	
1,2-DIBROMOETHANE	1	U	U	
1,2-DICHLOROBENZENE	1	U	U	
1,2-DICHLOROETHANE	1	U	U	
1,2-DICHLOROPROPANE	1	U	U	
1,3-DICHLOROBENZENE	1	U	U	
1,3-DICHLOROPROPANE	1	U	U	
1,4-DICHLOROBENZENE	1	U	U	
2,2-DICHLOROPROPANE	1	U	U	
2-BUTANONE	5	U	U	
2-CHLOROETHYL VINYL ETHER	5	U	U	
2-CHLOROTOLUENE	1	U	U	
2-HEXANONE	5	U	U	
4-CHLOROTOLUENE	1	U	U	
4-ISOPROPYLTOLUENE	1	U	U	
4-METHYL-2-PENTANONE	5	U	U	
ACETONE	1.1	J	J	
BENZENE	1	U	U	
BROMOBENZENE	1	U	U	
BROMOCHLOROMETHANE	1	U	U	

nsample	TB-082908
samp_date	8/29/2008
lab_id	A8H300106001
qc_type	NM
units	UG/L
Pct_Solids	
DUP_OF:	

Parameter	Result	Lab Qual	Val Qual	Qual Code
BROMODICHLOROMETHANE	1	U	U	
BROMOFORM	1	U	U	
BROMOMETHANE	1	U	U	
CARBON DISULFIDE	1	U	U	
CARBON TETRACHLORIDE	1	U	U	
CHLOROBENZENE	1	U	U	
CHLORODIBROMOMETHANE	1	U	U	
CHLOROETHANE	1	U	U	
CHLOROFORM	1	U	U	
CHLOROMETHANE	1	U	U	
CIS-1,2-DICHLOROETHENE	1	U	U	
CIS-1,3-DICHLOROPROPENE	1	U	U	
DIBROMOMETHANE	1	U	U	
DICHLORODIFLUOROMETHANE	1	U	U	
DIISOPROPYL ETHER	5	U	U	
ETHYL TERT-BUTYL ETHER	5	U	U	
ETHYLBENZENE	1	U	U	
HEXACHLOROBUTADIENE	1	U	U	
ISOPROPYLBENZENE	1	U	U	
M+P-XYLENES	2	U	U	
METHYL TERT-BUTYL ETHER	5	U	U	
METHYLENE CHLORIDE	1	U	U	
NAPHTHALENE	1	U	U	
N-BUTYLBENZENE	1	U	U	
N-PROPYLBENZENE	1	U	U	
O-XYLENE	1	U	U	
SEC-BUTYLBENZENE	1	U	U	
STYRENE	1	U	U	
TERT-AMYL METHYL ETHER	5	U	U	
TERT-BUTYLBENZENE	1	U	U	
TERTIARY-BUTYL ALCOHOL	20	U	U	
TETRACHLOROETHENE	1	U	U	

nsample	TB-082908
samp_date	8/29/2008
lab_id	A8H300106001
qc_type	NM
units	UG/L
Pct_Solids	
DUP_OF:	

Parameter	Result	Lab Qual	Val Qual	Qual Code
TOLUENE	1	U	U	
TOTAL XYLENES	2	U	U	
TRANS-1,2-DICHLOROETHENE	1	U	U	
TRANS-1,3-DICHLOROPROPENE	1	U	U	
TRICHLOROETHENE	1	U	U	
TRICHLOROFLUOROMETHANE	1	U	U	
VINYL ACETATE	2	U	U	
VINYL CHLORIDE	1	U	U	

PROJ_NO: 01660

SDG: 8H28126 MEDIA: WATER DATA FRACTION: OV

nsample	TB-090208
samp_date	9/2/2008
lab_id	A8I030112001
qc_type	NM
units	UG/L
Pct_Solids	
DUP_OF:	

Parameter	Result	Lab Qual	Val Qual	Qual Code
1,1,1,2-TETRACHLOROETHANE	1	U	U	
1,1,1-TRICHLOROETHANE	1	U	U	
1,1,2,2-TETRACHLOROETHANE	1	U	U	
1,1,2-TRICHLOROTRIFLUOROETHANE	1	U	U	
1,1-DICHLOROETHANE	1	U	U	
1,1-DICHLOROETHENE	1	U	U	
1,1-DICHLOROPROPENE	1	U	U	
1,2,3-TRICHLOROBENZENE	1	U	U	
1,2,3-TRICHLOROPROPANE	1	U	U	
1,2,3-TRIMETHYLBENZENE	5	U	U	
1,2,4-TRICHLOROBENZENE	1	U	U	
1,2,4-TRIMETHYLBENZENE	1	U	U	
1,2-DIBROMO-3-CHLOROPROPANE	2	U	U	
1,2-DIBROMOETHANE	1	U	U	
1,2-DICHLOROBENZENE	1	U	U	
1,2-DICHLOROETHANE	1	U	U	
1,2-DICHLOROPROPANE	1	U	U	
1,3-DICHLOROBENZENE	1	U	U	
1,3-DICHLOROPROPANE	1	U	U	
1,4-DICHLOROBENZENE	1	U	U	
2,2-DICHLOROPROPANE	1	U	U	
2-BUTANONE	5	U	U	
2-CHLOROETHYL VINYL ETHER	5	U	U	
2-CHLOROTOLUENE	1	U	U	
2-HEXANONE	5	U	U	
4-CHLOROTOLUENE	1	U	U	
4-ISOPROPYLTOLUENE	1	U	U	
4-METHYL-2-PENTANONE	5	U	U	
ACETONE	5	U	U	
BENZENE	1	U	U	
BROMOBENZENE	1	U	U	
BROMOCHLOROMETHANE	1	U	U	

nsample	TB-090208
samp_date	9/2/2008
lab_id	A8I030112001
qc_type	NM
units	UG/L
Pct_Solids	
DUP_OF:	

Parameter	Result	Lab Qual	Val Qual	Qual Code
BROMODICHLOROMETHANE	1	U	U	
BROMOFORM	1	U	U	
BROMOMETHANE	1	U	U	
CARBON DISULFIDE	1	U	U	
CARBON TETRACHLORIDE	1	U	U	
CHLOROBENZENE	1	U	U	
CHLORODIBROMOMETHANE	1	U	U	
CHLOROETHANE	1	U	U	
CHLOROFORM	1	U	U	
CHLOROMETHANE	1	U	U	
CIS-1,2-DICHLOROETHENE	1	U	U	
CIS-1,3-DICHLOROPROPENE	1	U	U	
DIBROMOMETHANE	1	U	U	
DICHLORODIFLUOROMETHANE	1	U	U	
DIISOPROPYL ETHER	5	U	U	
ETHYL TERT-BUTYL ETHER	5	U	U	
ETHYLBENZENE	1	U	U	
HEXACHLOROBUTADIENE	1	U	U	
ISOPROPYLBENZENE	1	U	U	
M+P-XYLENES	2	U	U	
METHYL TERT-BUTYL ETHER	5	U	U	
METHYLENE CHLORIDE	1	U	U	
NAPHTHALENE	1	U	U	
N-BUTYLBENZENE	1	U	U	
N-PROPYLBENZENE	1	U	U	
O-XYLENE	1	U	U	
SEC-BUTYLBENZENE	1	U	U	
STYRENE	1	U	U	
TERT-AMYL METHYL ETHER	5	U	U	
TERT-BUTYLBENZENE	1	U	U	
TERTIARY-BUTYL ALCOHOL	20	U	U	
TETRACHLOROETHENE	1	U	U	

nsample	TB-090208
samp_date	9/2/2008
lab_id	A8I030112001
qc_type	NM
units	UG/L
Pct_Solids	
DUP_OF:	

Parameter	Result	Lab Qual	Val Qual	Qual Code
TOLUENE	1	U	U	
TOTAL XYLENES	2	U	U	
TRANS-1,2-DICHLOROETHENE	1	U	U	
TRANS-1,3-DICHLOROPROPENE	1	U	U	
TRICHLOROETHENE	1	U	U	
TRICHLOROFLUOROMETHANE	1	U	U	
VINYL ACETATE	2	U	U	
VINYL CHLORIDE	1	U	U	

PROJ_NO: 01660

SDG: 8H28126 MEDIA: WATER DATA FRACTION: OV

nsample	TB-090308
samp_date	9/3/2008
lab_id	A8I040133001
qc_type	NM
units	UG/L
Pct_Solids	
DUP_OF:	

Parameter	Result	Lab Qual	Val Qual	Qual Code
1,1,1,2-TETRACHLOROETHANE	1	U	U	
1,1,1-TRICHLOROETHANE	1	U	U	
1,1,2,2-TETRACHLOROETHANE	1	U	U	
1,1,2-TRICHLOROTRIFLUOROETHANE	1	U	U	
1,1-DICHLOROETHANE	1	U	U	
1,1-DICHLOROETHENE	1	U	U	
1,1-DICHLOROPROPENE	1	U	U	
1,2,3-TRICHLOROBENZENE	1	U	U	
1,2,3-TRICHLOROPROPANE	1	U	U	
1,2,3-TRIMETHYLBENZENE	5	U	U	
1,2,4-TRICHLOROBENZENE	1	U	U	
1,2,4-TRIMETHYLBENZENE	1	U	U	
1,2-DIBROMO-3-CHLOROPROPANE	2	U	U	
1,2-DIBROMOETHANE	1	U	U	
1,2-DICHLOROBENZENE	1	U	U	
1,2-DICHLOROETHANE	1	U	U	
1,2-DICHLOROPROPANE	1	U	U	
1,3-DICHLOROBENZENE	1	U	U	
1,3-DICHLOROPROPANE	1	U	U	
1,4-DICHLOROBENZENE	1	U	U	
2,2-DICHLOROPROPANE	1	U	U	
2-BUTANONE	5	U	U	
2-CHLOROETHYL VINYL ETHER	5	U	U	
2-CHLOROTOLUENE	1	U	U	
2-HEXANONE	5	U	U	
4-CHLOROTOLUENE	1	U	U	
4-ISOPROPYLTOLUENE	1	U	U	
4-METHYL-2-PENTANONE	5	U	U	
ACETONE	5	U	U	
BENZENE	1	U	U	
BROMOBENZENE	1	U	U	
BROMOCHLOROMETHANE	1	U	U	

nsample	TB-090308
samp_date	9/3/2008
lab_id	A8I040133001
qc_type	NM
units	UG/L
Pct_Solids	
DUP_OF:	

Parameter	Result	Lab Qual	Val Qual	Qual Code
BROMODICHLOROMETHANE	1	U	U	
BROMOFORM	1	U	U	
BROMOMETHANE	1	U	U	
CARBON DISULFIDE	1	U	U	
CARBON TETRACHLORIDE	1	U	U	
CHLOROBENZENE	1	U	U	
CHLORODIBROMOMETHANE	1	U	U	
CHLOROETHANE	1	U	U	
CHLOROFORM	1	U	U	
CHLOROMETHANE	1	U	U	
CIS-1,2-DICHLOROETHENE	1	U	U	
CIS-1,3-DICHLOROPROPENE	1	U	U	
DIBROMOMETHANE	1	U	U	
DICHLORODIFLUOROMETHANE	1	U	U	
DIISOPROPYL ETHER	5	U	U	
ETHYL TERT-BUTYL ETHER	5	U	U	
ETHYLBENZENE	1	U	U	
HEXACHLOROBUTADIENE	1	U	U	
ISOPROPYLBENZENE	1	U	U	
M+P-XYLENES	2	U	U	
METHYL TERT-BUTYL ETHER	5	U	U	
METHYLENE CHLORIDE	1	U	U	
NAPHTHALENE	1	U	U	
N-BUTYLBENZENE	1	U	U	
N-PROPYLBENZENE	1	U	U	
O-XYLENE	1	U	U	
SEC-BUTYLBENZENE	1	U	U	
STYRENE	1	U	U	
TERT-AMYL METHYL ETHER	5	U	U	
TERT-BUTYLBENZENE	1	U	U	
TERTIARY-BUTYL ALCOHOL	20	U	U	
TETRACHLOROETHENE	1	U	U	

nsample	TB-090308
samp_date	9/3/2008
lab_id	A8I040133001
qc_type	NM
units	UG/L
Pct_Solids	
DUP_OF:	

Parameter	Result	Lab Qual	Val Qual	Qual Code
TOLUENE	1	U	U	
TOTAL XYLENES	2	U	U	
TRANS-1,2-DICHLOROETHENE	1	U	U	
TRANS-1,3-DICHLOROPROPENE	1	U	U	
TRICHLOROETHENE	1	U	U	
TRICHLOROFLUOROMETHANE	1	U	U	
VINYL ACETATE	2	U	U	
VINYL CHLORIDE	1	U	U	

PROJ_NO: 01660

SDG: 8H28126 MEDIA: WATER DATA FRACTION: OV

nsample	TB-090508DL
samp_date	9/5/2008
lab_id	A8I060117001
qc_type	NM
units	UG/L
Pct_Solids	
DUP_OF:	

Parameter	Result	Lab Qual	Val Qual	Qual Code
1,1,1,2-TETRACHLOROETHANE	2	U	U	
1,1,1-TRICHLOROETHANE	2	U	U	
1,1,2,2-TETRACHLOROETHANE	2	U	U	
1,1,2-TRICHLOROTRIFLUOROETHANE	2	U	U	
1,1-DICHLOROETHANE	2	U	U	
1,1-DICHLOROETHENE	2	U	U	
1,1-DICHLOROPROPENE	2	U	U	
1,2,3-TRICHLOROBENZENE	2	U	U	
1,2,3-TRICHLOROPROPANE	2	U	U	
1,2,3-TRIMETHYLBENZENE	10	U	U	
1,2,4-TRICHLOROBENZENE	2	U	U	
1,2,4-TRIMETHYLBENZENE	2	U	U	
1,2-DIBROMO-3-CHLOROPROPANE	4	U	U	
1,2-DIBROMOETHANE	2	U	U	
1,2-DICHLOROBENZENE	2	U	U	
1,2-DICHLOROETHANE	2	U	U	
1,2-DICHLOROPROPANE	2	U	U	
1,3-DICHLOROBENZENE	2	U	U	
1,3-DICHLOROPROPANE	2	U	U	
1,4-DICHLOROBENZENE	2	U	U	
2,2-DICHLOROPROPANE	2	U	U	
2-BUTANONE	10	U	U	
2-CHLOROETHYL VINYL ETHER	10	U	U	
2-CHLOROTOLUENE	2	U	U	
2-HEXANONE	10	U	U	
4-CHLOROTOLUENE	2	U	U	
4-ISOPROPYLTOLUENE	2	U	U	
4-METHYL-2-PENTANONE	10	U	U	
ACETONE	3.2	J	J	P
BENZENE	2	U	U	
BROMOBENZENE	2	U	U	
BROMOCHLOROMETHANE	2	U	U	

nsample	TB-090508DL
samp_date	9/5/2008
lab_id	A8I060117001
qc_type	NM
units	UG/L
Pct_Solids	
DUP_OF:	

Parameter	Result	Lab Qual	Val Qual	Qual Code
BROMODICHLOROMETHANE	12			
BROMOFORM	2	U	U	
BROMOMETHANE	2	U	U	
CARBON DISULFIDE	2	U	U	
CARBON TETRACHLORIDE	2	U	U	
CHLOROBENZENE	2	U	U	
CHLORODIBROMOMETHANE	1.8	J	J	P
CHLOROETHANE	2	U	U	
CHLOROFORM	51			
CHLOROMETHANE	2	U	U	
CIS-1,2-DICHLOROETHENE	2	U	U	
CIS-1,3-DICHLOROPROPENE	2	U	U	
DIBROMOMETHANE	2	U	U	
DICHLORODIFLUOROMETHANE	2	U	U	
DIISOPROPYL ETHER	10	U	U	
ETHYL TERT-BUTYL ETHER	10	U	U	
ETHYLBENZENE	2	U	U	
HEXACHLOROBUTADIENE	2	U	U	
ISOPROPYLBENZENE	2	U	U	
M+P-XYLENES	4	U	U	
METHYL TERT-BUTYL ETHER	10	U	U	
METHYLENE CHLORIDE	2	U	U	
NAPHTHALENE	2	U	U	
N-BUTYLBENZENE	2	U	U	
N-PROPYLBENZENE	2	U	U	
O-XYLENE	2	U	U	
SEC-BUTYLBENZENE	2	U	U	
STYRENE	2	U	U	
TERT-AMYL METHYL ETHER	10	U	U	
TERT-BUTYLBENZENE	2	U	U	
TERTIARY-BUTYL ALCOHOL	40	U	U	
TETRACHLOROETHENE	2	U	U	

nsample	TB-090508DL
samp_date	9/5/2008
lab_id	A8I060117001
qc_type	NM
units	UG/L
Pct_Solids	
DUP_OF:	

Parameter	Result	Lab Qual	Val Qual	Qual Code
TOLUENE	2	U	U	
TOTAL XYLENES	4	U	U	
TRANS-1,2-DICHLOROETHENE	2	U	U	
TRANS-1,3-DICHLOROPROPENE	2	U	U	
TRICHLOROETHENE	2	U	U	
TRICHLOROFLUOROMETHANE	2	U	U	
VINYL ACETATE	4	U	U	
VINYL CHLORIDE	2	U	U	

PROJ_NO: 01660

SDG: 8H28126 MEDIA: WATER DATA FRACTION: OS

nsample	DMW-17D-090508RE	nsample	DMW-18D-090208	nsample	DMW-18I-090208DL
samp_date	9/5/2008	samp_date	9/2/2008	samp_date	9/2/2008
lab_id	A8I060117002	lab_id	A8I030112003	lab_id	A8I030112002
qc_type	NM	qc_type	NM	qc_type	NM
units	UG/L	units	UG/L	units	UG/L
Pct_Solids		Pct_Solids		Pct_Solids	
DUP_OF:		DUP_OF:		DUP_OF:	

Parameter	Result	Lab Qual	Val Qual	Qual Code
1,4-DIOXANE	1	U	U	

Parameter	Result	Lab Qual	Val Qual	Qual Code
1,4-DIOXANE	1	U	U	

Parameter	Result	Lab Qual	Val Qual	Qual Code
1,4-DIOXANE	62			

PROJ_NO: 01660

SDG: 8H28126 MEDIA: WATER DATA FRACTION: OS

nsample	DMW-18S-090208	nsample	DMW-2A-082908DL	nsample	DMW-2B-082908
samp_date	9/2/2008	samp_date	8/29/2008	samp_date	8/29/2008
lab_id	A8I030112004	lab_id	A8H300106003	lab_id	A8H300106002
qc_type	NM	qc_type	NM	qc_type	NM
units	UG/L	units	UG/L	units	UG/L
Pct_Solids		Pct_Solids		Pct_Solids	
DUP_OF:		DUP_OF:		DUP_OF:	

Parameter	Result	Lab Qual	Val Qual	Qual Code
1,4-DIOXANE	11			

Parameter	Result	Lab Qual	Val Qual	Qual Code
1,4-DIOXANE	490			

Parameter	Result	Lab Qual	Val Qual	Qual Code
1,4-DIOXANE	1	U	U	

PROJ_NO: 01660

SDG: 8H28126 MEDIA: WATER DATA FRACTION: OS

nsample	DMW-3D-082708RE
samp_date	8/27/2008
lab_id	A8H280126002
qc_type	NM
units	UG/L
Pct_Solids	
DUP_OF:	

Parameter	Result	Lab Qual	Val Qual	Qual Code
1,4-DIOXANE	1	U	U	

nsample	DMW-3I-082708DL
samp_date	8/27/2008
lab_id	A8H280126003
qc_type	NM
units	UG/L
Pct_Solids	
DUP_OF:	

Parameter	Result	Lab Qual	Val Qual	Qual Code
1,4-DIOXANE	190			

nsample	DMW-3S-082708DL
samp_date	8/27/2008
lab_id	A8H280126004
qc_type	NM
units	UG/L
Pct_Solids	
DUP_OF:	

Parameter	Result	Lab Qual	Val Qual	Qual Code
1,4-DIOXANE	150			

PROJ_NO: 01660	NSAMPLE	DMW-14D-090308			DMW-14D-090308RE			DMW-17D-090508			DMW-18D-090208		
SDG: 8H28126	LAB_ID	A8I040133002			A8I040133002			A8I060117002			A8I030112003		
FRACTION: MF	SAMP_DATE	9/3/2008			9/3/2008			9/5/2008			9/2/2008		
MEDIA: WATER	QC_TYPE	NM			NM			NM			NM		
	UNITS	UG/L			UG/L			UG/L			UG/L		
	PCT_SOLIDS												
	DUP_OF												
PARAMETER		RESULT	VQL	QLCD	RESULT	VQL	QLCD	RESULT	VQL	QLCD	RESULT	VQL	QLCD
ANTIMONY		0.065	B	A				2	U		2	U	
ARSENIC		7.9						2.9			0.85		
BARIUM		8.1						18.1			11.5		
BERYLLIUM		0.18						1	U		0.018	B	A
CADMIUM		0.012	B	A				1	U		0.076	L	D
CALCIUM		1630	B	A							2220		
CHROMIUM		1.8						0.19	B	A	0.2	B	A
COBALT		7.3						8.4			6.9	L	D
COPPER		2.6	B	A				0.096	B	A	0.11	B	A
IRON					4020			12000			800		
LEAD		0.18	B	A				0.043	B	A	0.039	B	A
MAGNESIUM		418									839		
MANGANESE					50.3			161			50.9		
MERCURY		0.2	U					0.13	B	A	0.2	U	
MOLYBDENUM		0.4	B	A				1.3	B	A	2	U	
NICKEL		8						12.6			10.1	L	D
SELENIUM		5	U					5	U		5	U	
SILVER		1	U					1	U		1	U	
THALLIUM		1	U					0.45	B	A	1	U	
VANADIUM		2.9						20	U		20	U	
ZINC		15	B	A				18.9	B	A	16.7	B	A

PROJ_NO: 01660	NSAMPLE	DMW-18I-090208			DMW-18S-090208			DMW-2A-082908			DMW-2B-082908		
SDG: 8H28126	LAB_ID	A8I030112002			A8I030112004			A8H300106003			A8H300106002		
FRACTION: MF	SAMP_DATE	9/2/2008			9/2/2008			8/29/2008			8/29/2008		
MEDIA: WATER	QC_TYPE	NM			NM			NM			NM		
	UNITS	UG/L			UG/L			UG/L			UG/L		
	PCT_SOLIDS												
	DUP_OF												
PARAMETER		RESULT	VQL	QLCD	RESULT	VQL	QLCD	RESULT	VQL	QLCD	RESULT	VQL	QLCD
ANTIMONY		2	U		2	U		0.071	B	A	0.081	B	A
ARSENIC		5.4			2.8			4			5	U	
BARIUM		67.2			47.2			12.3			8.3		
BERYLLIUM		2.2			0.034	B	A	1.1			0.073	B	A
CADMIUM		36.2	L	D	1	UL	D	664			0.8		
CALCIUM		68400			184000			33900					
CHROMIUM		1.6			2			4.2			0.39	B	A
COBALT		300	L	D	66.4	L	D	544			1.2		
COPPER		6.2	L	D	0.13	B	A	10.5			5.1		
IRON		43600			132000			43300			6	B	A
LEAD		0.085	B	A	1	U		2.6			0.41	B	A
MAGNESIUM		63400			183000			31800					
MANGANESE		4650			3950			9050			9.5		
MERCURY		0.2	U		0.2	U		0.2	U		0.2	U	
MOLYBDENUM		2	U		2	U		2	U		0.13	B	A
NICKEL		190	L	D	36.4	L	D	132			4.1		
SELENIUM		7			0.77			6.2			5	U	
SILVER		1	U		1	U		0.004	B	A	1	U	
THALLIUM		0.27	B	A	1	U		0.27	B	A	0.17	B	A
VANADIUM		1.1			1.9			8.9			20	U	
ZINC		309	L	D	36.6	L	D	470			21	B	A

PROJ_NO: 01660	NSAMPLE	DMW-3D-082708			DMW-3I-082708			DMW-3S-082708			DMW-7D-082808		
SDG: 8H28126	LAB_ID	A8H280126002			A8H280126003			A8H280126004			A8H290111002		
FRACTION: MF	SAMP_DATE	8/27/2008			8/27/2008			8/27/2008			8/28/2008		
MEDIA: WATER	QC_TYPE	NM			NM			NM			NM		
	UNITS	UG/L			UG/L			UG/L			UG/L		
	PCT_SOLIDS												
	DUP_OF												
PARAMETER		RESULT	VQL	QLCD	RESULT	VQL	QLCD	RESULT	VQL	QLCD	RESULT	VQL	QLCD
ANTIMONY		0.068	B	A	0.12	B	A	0.36	B	A	0.039	B	A
ARSENIC		0.84			4.1			18.7			0.25		
BARIUM		103			10.2			99.5			37		
BERYLLIUM		0.99			0.18			0.015	B	A	0.52		
CADMIUM		0.11	B	A	45.7			0.023	B	A	1.9		
CALCIUM													
CHROMIUM		1.3			2.1			1.4			0.44	B	A
COBALT		72.6			208			0.68			7.9		
COPPER		0.35	B	A	4.6			0.63	B	A	25		
IRON		1120			60300			299			779		
LEAD		0.18	B	A	0.84			1			1.6		
MAGNESIUM													
MANGANESE		556			5430			232			62.7		
MERCURY		0.2	U		0.14			0.2	U		0.2	U	
MOLYBDENUM		0.2	B	A	0.16	B	A	10.2			0.15	B	A
NICKEL		84.6			51.5			0.65			15.8		
SELENIUM		0.44			3.5			0.22			5	U	
SILVER		1	U		1	U		0.009	B	A	1	U	
THALLIUM		0.19	B	A	0.36	B	A	0.2	B	A	1	U	
VANADIUM		0.62			7			1.9			20	U	
ZINC		119			209			8.5	B	A	86.1		

PROJ_NO: 01660	NSAMPLE	DMW-7I-082808			MW-5-082808		
SDG: 8H28126	LAB_ID	A8H290111003			A8H290111004		
FRACTION: MF	SAMP_DATE	8/28/2008			8/28/2008		
MEDIA: WATER	QC_TYPE	NM			NM		
	UNITS	UG/L			UG/L		
	PCT_SOLIDS						
	DUP_OF						
PARAMETER		RESULT	VQL	QLCD	RESULT	VQL	QLCD
ANTIMONY		0.19	B	A	0.093	B	A
ARSENIC		9.4			1.6		
BARIUM		12			17.4		
BERYLLIUM		5			1	U	
CADMIUM		11.7			1	U	
CALCIUM		95300					
CHROMIUM		10.3			0.48	B	A
COBALT		122			0.23		
COPPER		10.2			0.085	B	A
IRON		28600			23700		
LEAD		10.9			0.17	B	A
MAGNESIUM		57600					
MANGANESE		4330			1840		
MERCURY		0.2	U		0.19		
MOLYBDENUM		0.22	B	A	2.7		
NICKEL		110			0.38	B	A
SELENIUM		12.9			0.18		
SILVER		1	U		1	U	
THALLIUM		0.45	B	A	1	U	
VANADIUM		15.3			20	U	
ZINC		455			3.9	B	A

PROJ_NO: 01660

SDG: 8H28126 MEDIA: WATER DATA FRACTION: MISC

nsample	DMW-14D-090308
samp_date	9/3/2008
lab_id	A8I040133002
qc_type	NM
Pct_Solids	
DUP_OF:	

Parameter	units	Result	Lab Qual	Val Qual	Qual Code
ALKALINITY	MG/L	4.9	B		
CHEMICAL OXYGEN DEMAND	MG/L	20	U	U	
PH	S.U.	5.7			
TOTAL ORGANIC CARBON	MG/L	1			

nsample	DMW-14D-090308DL
samp_date	9/3/2008
lab_id	A8I040133002
qc_type	NM
Pct_Solids	
DUP_OF:	

Parameter	units	Result	Lab Qual	Val Qual	Qual Code
HEXAVALENT CHROMIUM	MG/L	0.04			

nsample	DMW-17D-090508DL
samp_date	9/5/2008
lab_id	A8I060117002
qc_type	NM
Pct_Solids	
DUP_OF:	

Parameter	units	Result	Lab Qual	Val Qual	Qual Code
HEXAVALENT CHROMIUM	MG/L	0.25	B		

PROJ_NO: 01660

SDG: 8H28126 MEDIA: WATER DATA FRACTION: MISC

nsample	DMW-18D-090208
samp_date	9/2/2008
lab_id	A8I030112003
qc_type	NM
Pct_Solids	
DUP_OF:	

Parameter	units	Result	Lab Qual	Val Qual	Qual Code
ALKALINITY	MG/L	8.8	J		
CHEMICAL OXYGEN DEMAND	MG/L	20	U	U	
HEXAVALENT CHROMIUM	MG/L	0.02	U	UL	D
PH	S.U.	5.5			
TOTAL ORGANIC CARBON	MG/L	0.5	B		

nsample	DMW-18I-090208
samp_date	9/2/2008
lab_id	A8I030112002
qc_type	NM
Pct_Solids	
DUP_OF:	

Parameter	units	Result	Lab Qual	Val Qual	Qual Code
ALKALINITY	MG/L	55.1	J		
CHEMICAL OXYGEN DEMAND	MG/L	56.9			
HEXAVALENT CHROMIUM	MG/L	0.02	U	UL	D
PH	S.U.	5.9			
TOTAL ORGANIC CARBON	MG/L	35			

nsample	DMW-18S-090208
samp_date	9/2/2008
lab_id	A8I030112004
qc_type	NM
Pct_Solids	
DUP_OF:	

Parameter	units	Result	Lab Qual	Val Qual	Qual Code
ALKALINITY	MG/L	355	J		
CHEMICAL OXYGEN DEMAND	MG/L	168			
HEXAVALENT CHROMIUM	MG/L	0.002	B	L	D
PH	S.U.	6.6			
TOTAL ORGANIC CARBON	MG/L	43			

PROJ_NO: 01660

SDG: 8H28126 MEDIA: WATER DATA FRACTION: MISC

nsample	DMW-2A-082908
samp_date	8/29/2008
lab_id	A8H300106003
qc_type	NM
Pct_Solids	
DUP_OF:	

Parameter	units	Result	Lab Qual	Val Qual	Qual Code
ALKALINITY	MG/L	2.4	B		
CHEMICAL OXYGEN DEMAND	MG/L	54.4			
HEXAVALENT CHROMIUM	MG/L	0.004	B		
PH	S.U.	4.6			
TOTAL ORGANIC CARBON	MG/L	7			

nsample	DMW-2B-082908
samp_date	8/29/2008
lab_id	A8H300106002
qc_type	NM
Pct_Solids	
DUP_OF:	

Parameter	units	Result	Lab Qual	Val Qual	Qual Code
HEXAVALENT CHROMIUM	MG/L	0.007	B		

nsample	DMW-3D-082708
samp_date	8/27/2008
lab_id	A8H280126002
qc_type	NM
Pct_Solids	
DUP_OF:	

Parameter	units	Result	Lab Qual	Val Qual	Qual Code
HEXAVALENT CHROMIUM	MG/L	0.004	B		

PROJ_NO: 01660

SDG: 8H28126 MEDIA: WATER DATA FRACTION: MISC

nsample	DMW-3I-082708	nsample	DMW-3S-082708	nsample	DMW-7D-082808
samp_date	8/27/2008	samp_date	8/27/2008	samp_date	8/28/2008
lab_id	A8H280126003	lab_id	A8H280126004	lab_id	A8H290111002
qc_type	NM	qc_type	NM	qc_type	NM
Pct_Solids		Pct_Solids		Pct_Solids	
DUP_OF:		DUP_OF:		DUP_OF:	

Parameter	units	Result	Lab Qual	Val Qual	Qual Code
HEXAVALENT CHROMIUM	MG/L	0.02	U	U	

Parameter	units	Result	Lab Qual	Val Qual	Qual Code
HEXAVALENT CHROMIUM	MG/L	0.02	U	U	

Parameter	units	Result	Lab Qual	Val Qual	Qual Code
HEXAVALENT CHROMIUM	MG/L	0.02	U	U	

PROJ_NO: 01660

SDG: 8H28126 MEDIA: WATER DATA FRACTION: MISC

nsample	DMW-7I-082808	nsample	MW-5-082808
samp_date	8/28/2008	samp_date	8/28/2008
lab_id	A8H290111003	lab_id	A8H290111004
qc_type	NM	qc_type	NM
Pct_Solids		Pct_Solids	
DUP_OF:		DUP_OF:	

Parameter	units	Result	Lab Qual	Val Qual	Qual Code
ALKALINITY	MG/L	5	U	U	
CHEMICAL OXYGEN DEMAND	MG/L	74.2			
HEXAVALENT CHROMIUM	MG/L	0.02	U	U	
PH	S.U.	4.1			
TOTAL ORGANIC CARBON	MG/L	6			

Parameter	units	Result	Lab Qual	Val Qual	Qual Code
HEXAVALENT CHROMIUM	MG/L	0.01	B		

Appendix B

Results as Reported by the Laboratory

Tetra Tech NUS, Inc

Client Sample ID: TB-082708

GC/MS Volatiles

Lot-Sample #...: A8H280126-001 **Work Order #...:** KVXMR1AA **Matrix.....:** WQ
Date Sampled...: 08/27/08 07:30 **Date Received..:** 08/28/08
Prep Date.....: 09/04/08 **Analysis Date..:** 09/04/08
Prep Batch #...: 8249100
Dilution Factor: 1 **Initial Wgt/Vol:** 5 mL **Final Wgt/Vol..:** 5 mL
Method.....: SW846 8260B

PARAMETER	RESULT	REPORTING LIMIT	UNITS	MDL
4-Chlorotoluene	ND	1.0	ug/L	0.18
1,2-Dibromoethane	ND	1.0	ug/L	0.24
Dibromomethane	ND	1.0	ug/L	0.28
1,2-Dichlorobenzene	ND	1.0	ug/L	0.13
1,3-Dichlorobenzene	ND	1.0	ug/L	0.14
1,4-Dichlorobenzene	ND	1.0	ug/L	0.13
Dichlorodifluoromethane	ND	1.0	ug/L	0.31
cis-1,2-Dichloroethene	ND	1.0	ug/L	0.17
trans-1,2-Dichloroethene	ND	1.0	ug/L	0.19
1,3-Dichloropropane	ND	1.0	ug/L	0.16
2,2-Dichloropropane	ND	1.0	ug/L	0.13
1,1-Dichloropropene	ND	1.0	ug/L	0.13
Trichlorofluoromethane	ND	1.0	ug/L	0.21
Hexachlorobutadiene	ND	1.0	ug/L	0.30
2-Hexanone	ND	5.0	ug/L	0.41
Isopropylbenzene	ND	1.0	ug/L	0.13
p-Isopropyltoluene	ND	1.0	ug/L	0.12
tert-Butyl alcohol	ND	20	ug/L	3.9
4-Methyl-2-pentanone	ND	5.0	ug/L	0.32
Naphthalene	**0.30 J,B**	**1.0**	**ug/L**	**0.24**
n-Propylbenzene	ND	1.0	ug/L	0.14
Styrene	**0.48 J**	**1.0**	**ug/L**	**0.11**
1,1,1,2-Tetrachloroethane	ND	1.0	ug/L	0.23
1,2,3-Trichlorobenzene	**0.35 J,B**	**1.0**	**ug/L**	**0.17**
1,2,4-Trichloro-benzene	**0.21 J,B**	**1.0**	**ug/L**	**0.15**
1,2,3-Trichloropropane	ND	1.0	ug/L	0.43
1,1,2-Trichloro-1,2,2-trifluoroethane	ND	1.0	ug/L	0.28
1,2,4-Trimethylbenzene	ND	1.0	ug/L	0.12
Vinyl acetate	ND	2.0	ug/L	0.19
o-Xylene	ND	1.0	ug/L	0.14
Acetone	**5.3**	**5.0**	**ug/L**	**1.1**
Bromobenzene	ND	1.0	ug/L	0.13
Bromochloromethane	ND	1.0	ug/L	0.29
Bromodichloromethane	ND	1.0	ug/L	0.15
2-Butanone	ND	5.0	ug/L	0.57
n-Butylbenzene	ND	1.0	ug/L	0.12

(Continued on next page)

Tetra Tech NUS, Inc

Client Sample ID: TB-082708

GC/MS Volatiles

Lot-Sample #...: A8H280126-001 **Work Order #...:** KVXMR1AA **Matrix.....:** WQ

PARAMETER	RESULT	REPORTING LIMIT	UNITS	MDL
sec-Butylbenzene	ND	1.0	ug/L	0.13
tert-Butylbenzene	ND	1.0	ug/L	0.13
Carbon disulfide	ND	1.0	ug/L	0.13
Dibromochloromethane	ND	1.0	ug/L	0.18
1,2-Dibromo-3-chloro-propane	ND	2.0	ug/L	0.67
2-Chloroethyl vinyl ether	ND	5.0	ug/L	0.99
2-Chlorotoluene	ND	1.0	ug/L	0.11
Xylenes (total)	ND	2.0	ug/L	0.28
Methyl tert-butyl ether	ND	5.0	ug/L	0.17
m-Xylene & p-Xylene	ND	2.0	ug/L	0.24
1,2,3-Trimethylbenzene	**0.034 J,B**	**5.0**	**ug/L**	**0.0059**
Diisopropyl Ether (DIPE)	ND	5.0	ug/L	1.5
Ethyl-t-Butyl Ether (ETBE)	ND	5.0	ug/L	0.11
Tert-amyl methyl ether (TAME)	ND	5.0	ug/L	0.067
Benzene	ND	1.0	ug/L	0.13
Bromoform	ND	1.0	ug/L	0.64
Bromomethane	ND	1.0	ug/L	0.41
Carbon tetrachloride	ND	1.0	ug/L	0.13
Chlorobenzene	ND	1.0	ug/L	0.15
Chloroethane	ND	1.0	ug/L	0.29
Chloroform	ND	1.0	ug/L	0.16
Chloromethane	ND	1.0	ug/L	0.30
1,1-Dichloroethane	ND	1.0	ug/L	0.15
1,2-Dichloroethane	**0.87 J**	**1.0**	**ug/L**	**0.22**
1,1-Dichloroethene	ND	1.0	ug/L	0.19
1,2-Dichloropropane	ND	1.0	ug/L	0.18
cis-1,3-Dichloropropene	ND	1.0	ug/L	0.14
trans-1,3-Dichloropropene	ND	1.0	ug/L	0.19
Ethylbenzene	ND	1.0	ug/L	0.17
Methylene chloride	**5.7**	**1.0**	**ug/L**	**0.33**
1,1,2,2-Tetrachloroethane	ND	1.0	ug/L	0.18
Tetrachloroethene	ND	1.0	ug/L	0.29
Toluene	ND	1.0	ug/L	0.13
1,1,1-Trichloroethane	ND	1.0	ug/L	0.22
Trichloroethene	**0.57 J**	**1.0**	**ug/L**	**0.17**
Vinyl chloride	ND	1.0	ug/L	0.22

SURROGATE	PERCENT RECOVERY	RECOVERY LIMITS
Dibromofluoromethane	99	(73 - 122)
1,2-Dichloroethane-d4	106	(61 - 128)
Toluene-d8	100	(76 - 110)
4-Bromofluorobenzene	94	(74 - 116)

(Continued on next page)

Tetra Tech NUS, Inc

Client Sample ID: TB-082708

GC/MS Volatiles

Lot-Sample #...: A8H280126-001 Work Order #...: KVXMR1AA Matrix.....: WQ

NOTE(S):

J Estimated result. Result is less than RL.

B Method blank contamination. The associated method blank contains the target analyte at a reportable level.

Tetra Tech NUS, Inc

TB-082708

GC/MS Volatiles

Lot-Sample #: A8H280126-001 **Work Order #:** KVXMR1AA **Matrix:** WQ

MASS SPECTROMETER/DATA SYSTEM (MSDS) TENTATIVELY IDENTIFIED COMPOUNDS

PARAMETER	CAS #	ESTIMATED RESULT	RETENTION TIME	UNITS
None				ug/L

Tetra Tech NUS, Inc

Client Sample ID: DMW-3D-082708

GC/MS Volatiles

Lot-Sample #...: A8H280126-002 **Work Order #...:** KVXM01CL **Matrix.....:** WG
Date Sampled...: 08/27/08 11:18 **Date Received..:** 08/28/08
Prep Date.....: 09/04/08 **Analysis Date..:** 09/04/08
Prep Batch #...: 8249100
Dilution Factor: 1 **Initial Wgt/Vol:** 5 mL **Final Wgt/Vol..:** 5 mL
Method.....: SW846 8260B

PARAMETER	RESULT	REPORTING LIMIT	UNITS	MDL
Acetone	ND	5.0	ug/L	1.1
Bromobenzene	ND	1.0	ug/L	0.13
Bromochloromethane	ND	1.0	ug/L	0.29
Bromodichloromethane	ND	1.0	ug/L	0.15
2-Butanone	ND	5.0	ug/L	0.57
n-Butylbenzene	ND	1.0	ug/L	0.12
sec-Butylbenzene	ND	1.0	ug/L	0.13
tert-Butylbenzene	ND	1.0	ug/L	0.13
Carbon disulfide	ND	1.0	ug/L	0.13
Dibromochloromethane	ND	1.0	ug/L	0.18
1,2-Dibromo-3-chloro-propane	ND	2.0	ug/L	0.67
2-Chloroethyl vinyl ether	ND	5.0	ug/L	0.99
2-Chlorotoluene	ND	1.0	ug/L	0.11
4-Chlorotoluene	ND	1.0	ug/L	0.18
1,2-Dibromoethane	ND	1.0	ug/L	0.24
Dibromomethane	ND	1.0	ug/L	0.28
1,2-Dichlorobenzene	ND	1.0	ug/L	0.13
1,3-Dichlorobenzene	ND	1.0	ug/L	0.14
1,4-Dichlorobenzene	ND	1.0	ug/L	0.13
Dichlorodifluoromethane	ND	1.0	ug/L	0.31
cis-1,2-Dichloroethene	ND	1.0	ug/L	0.17
trans-1,2-Dichloroethene	ND	1.0	ug/L	0.19
1,3-Dichloropropane	ND	1.0	ug/L	0.16
2,2-Dichloropropane	ND	1.0	ug/L	0.13
1,1-Dichloropropene	ND	1.0	ug/L	0.13
Trichlorofluoromethane	ND	1.0	ug/L	0.21
Hexachlorobutadiene	ND	1.0	ug/L	0.30
2-Hexanone	ND	5.0	ug/L	0.41
Isopropylbenzene	ND	1.0	ug/L	0.13
p-Isopropyltoluene	ND	1.0	ug/L	0.12
tert-Butyl alcohol	ND	20	ug/L	3.9
4-Methyl-2-pentanone	ND	5.0	ug/L	0.32
Naphthalene	ND	1.0	ug/L	0.24
n-Propylbenzene	ND	1.0	ug/L	0.14
Styrene	ND	1.0	ug/L	0.11
1,1,1,2-Tetrachloroethane	ND	1.0	ug/L	0.23
1,2,3-Trichlorobenzene	ND	1.0	ug/L	0.17

(Continued on next page)

Tetra Tech NUS, Inc

Client Sample ID: DMW-3D-082708

GC/MS Volatiles

Lot-Sample #...: A8H280126-002 **Work Order #...:** KVXM01CL **Matrix.....:** WG

PARAMETER	RESULT	REPORTING LIMIT	UNITS	MDL
1,2,4-Trichloro-benzene	ND	1.0	ug/L	0.15
1,2,3-Trichloropropane	ND	1.0	ug/L	0.43
1,1,2-Trichloro-1,2,2-trifluoroethane	ND	1.0	ug/L	0.28
1,2,4-Trimethylbenzene	ND	1.0	ug/L	0.12
Vinyl acetate	ND	2.0	ug/L	0.19
o-Xylene	ND	1.0	ug/L	0.14
Xylenes (total)	ND	2.0	ug/L	0.28
Methyl tert-butyl ether	ND	5.0	ug/L	0.17
m-Xylene & p-Xylene	ND	2.0	ug/L	0.24
1,2,3-Trimethylbenzene	ND	5.0	ug/L	0.0059
Diisopropyl Ether (DIPE)	ND	5.0	ug/L	1.5
Ethyl-t-Butyl Ether (ETBE)	ND	5.0	ug/L	0.11
Tert-amyl methyl ether (TAME)	ND	5.0	ug/L	0.067
Benzene	ND	1.0	ug/L	0.13
Bromoform	ND	1.0	ug/L	0.64
Bromomethane	ND	1.0	ug/L	0.41
Carbon tetrachloride	ND	1.0	ug/L	0.13
Chlorobenzene	ND	1.0	ug/L	0.15
Chloroethane	ND	1.0	ug/L	0.29
Chloroform	ND	1.0	ug/L	0.16
Chloromethane	ND	1.0	ug/L	0.30
1,1-Dichloroethane	ND	1.0	ug/L	0.15
1,2-Dichloroethane	ND	1.0	ug/L	0.22
1,1-Dichloroethene	ND	1.0	ug/L	0.19
1,2-Dichloropropane	ND	1.0	ug/L	0.18
cis-1,3-Dichloropropene	ND	1.0	ug/L	0.14
trans-1,3-Dichloropropene	ND	1.0	ug/L	0.19
Ethylbenzene	ND	1.0	ug/L	0.17
Methylene chloride	ND	1.0	ug/L	0.33
1,1,2,2-Tetrachloroethane	ND	1.0	ug/L	0.18
Tetrachloroethene	ND	1.0	ug/L	0.29
Toluene	**0.40 J**	**1.0**	**ug/L**	**0.13**
1,1,1-Trichloroethane	ND	1.0	ug/L	0.22
Trichloroethene	**0.36 J**	**1.0**	**ug/L**	**0.17**
Vinyl chloride	ND	1.0	ug/L	0.22

SURROGATE	PERCENT RECOVERY	RECOVERY LIMITS
Dibromofluoromethane	100	(73 - 122)
1,2-Dichloroethane-d4	107	(61 - 128)
Toluene-d8	98	(76 - 110)
4-Bromofluorobenzene	94	(74 - 116)

NOTE(S):

J Estimated result. Result is less than RL.

Tetra Tech NUS, Inc

DMW-3D-082708

GC/MS Volatiles

Lot-Sample #: A8H280126-002 **Work Order #:** KVXM01CL **Matrix:** WG

MASS SPECTROMETER/DATA SYSTEM (MSDS) TENTATIVELY IDENTIFIED COMPOUNDS

PARAMETER	CAS #	ESTIMATED RESULT	RETENTION TIME	UNITS
None				ug/L

Tetra Tech NUS, Inc

Client Sample ID: DMW-3I-082708

GC/MS Volatiles

Lot-Sample #...: A8H280126-003 **Work Order #...:** KVXM21CL **Matrix.....:** WG
Date Sampled...: 08/27/08 12:36 **Date Received..:** 08/28/08
Prep Date.....: 09/04/08 **Analysis Date..:** 09/04/08
Prep Batch #...: 8249100
Dilution Factor: 500 **Initial Wgt/Vol:** 5 mL **Final Wgt/Vol..:** 5 mL
Method.....: SW846 8260B

PARAMETER	RESULT	REPORTING LIMIT	UNITS	MDL
Acetone	ND	2500	ug/L	550
Bromobenzene	ND	500	ug/L	65
Bromochloromethane	ND	500	ug/L	140
Bromodichloromethane	ND	500	ug/L	75
2-Butanone	ND	2500	ug/L	280
n-Butylbenzene	ND	500	ug/L	60
sec-Butylbenzene	ND	500	ug/L	65
tert-Butylbenzene	ND	500	ug/L	65
Carbon disulfide	ND	500	ug/L	65
Dibromochloromethane	ND	500	ug/L	90
1,2-Dibromo-3-chloro-propane	ND	1000	ug/L	340
2-Chloroethyl vinyl ether	ND	2500	ug/L	500
2-Chlorotoluene	ND	500	ug/L	55
4-Chlorotoluene	ND	500	ug/L	90
1,2-Dibromoethane	ND	500	ug/L	120
Dibromomethane	ND	500	ug/L	140
1,2-Dichlorobenzene	ND	500	ug/L	65
1,3-Dichlorobenzene	ND	500	ug/L	70
1,4-Dichlorobenzene	ND	500	ug/L	65
Dichlorodifluoromethane	ND	500	ug/L	160
cis-1,2-Dichloroethene	**16000**	**500**	**ug/L**	**85**
trans-1,2-Dichloroethene	ND	500	ug/L	95
1,3-Dichloropropane	ND	500	ug/L	80
2,2-Dichloropropane	ND	500	ug/L	65
1,1-Dichloropropene	ND	500	ug/L	65
Trichlorofluoromethane	ND	500	ug/L	100
Hexachlorobutadiene	ND	500	ug/L	150
2-Hexanone	ND	2500	ug/L	200
Isopropylbenzene	ND	500	ug/L	65
p-Isopropyltoluene	ND	500	ug/L	60
tert-Butyl alcohol	ND	10000	ug/L	2000
4-Methyl-2-pentanone	ND	2500	ug/L	160
Naphthalene	ND	500	ug/L	120
n-Propylbenzene	ND	500	ug/L	70
Styrene	ND	500	ug/L	55
1,1,1,2-Tetrachloroethane	ND	500	ug/L	120
1,2,3-Trichlorobenzene	**110 J,B**	**500**	**ug/L**	**85**

(Continued on next page)

Tetra Tech NUS, Inc

Client Sample ID: DMW-3I-082708

GC/MS Volatiles

Lot-Sample #...: A8H280126-003 **Work Order #...:** KVXM21CL **Matrix.....:** WG

PARAMETER	RESULT	REPORTING LIMIT	UNITS	MDL
1,2,4-Trichloro-benzene	**730 B**	**500**	**ug/L**	**75**
1,2,3-Trichloropropane	ND	500	ug/L	220
1,1,2-Trichloro-1,2,2-trifluoroethane	ND	500	ug/L	140
1,2,4-Trimethylbenzene	ND	500	ug/L	60
Vinyl acetate	ND	1000	ug/L	95
o-Xylene	ND	500	ug/L	70
Xylenes (total)	ND	1000	ug/L	140
Methyl tert-butyl ether	ND	2500	ug/L	85
m-Xylene & p-Xylene	ND	1000	ug/L	120
1,2,3-Trimethylbenzene	**19 J,B**	**2500**	**ug/L**	**3.0**
Diisopropyl Ether (DIPE)	ND	2500	ug/L	750
Ethyl-t-Butyl Ether (ETBE)	ND	2500	ug/L	55
Tert-amyl methyl ether (TAME)	ND	2500	ug/L	34
Benzene	ND	500	ug/L	65
Bromoform	ND	500	ug/L	320
Bromomethane	ND	500	ug/L	200
Carbon tetrachloride	ND	500	ug/L	65
Chlorobenzene	ND	500	ug/L	75
Chloroethane	ND	500	ug/L	140
Chloroform	**100 J**	**500**	**ug/L**	**80**
Chloromethane	ND	500	ug/L	150
1,1-Dichloroethane	ND	500	ug/L	75
1,2-Dichloroethane	**150 J**	**500**	**ug/L**	**110**
1,1-Dichloroethene	ND	500	ug/L	95
1,2-Dichloropropane	ND	500	ug/L	90
cis-1,3-Dichloropropene	ND	500	ug/L	70
trans-1,3-Dichloropropene	ND	500	ug/L	95
Ethylbenzene	ND	500	ug/L	85
Methylene chloride	ND	500	ug/L	160
1,1,2,2-Tetrachloroethane	ND	500	ug/L	90
Tetrachloroethene	ND	500	ug/L	140
Toluene	**210 J**	**500**	**ug/L**	**65**
1,1,1-Trichloroethane	ND	500	ug/L	110
Trichloroethene	**18000**	**500**	**ug/L**	**85**
Vinyl chloride	**4300**	**500**	**ug/L**	**110**

SURROGATE	PERCENT RECOVERY	RECOVERY LIMITS
Dibromofluoromethane	98	(73 - 122)
1,2-Dichloroethane-d4	105	(61 - 128)
Toluene-d8	100	(76 - 110)
4-Bromofluorobenzene	96	(74 - 116)

(Continued on next page)

Tetra Tech NUS, Inc

Client Sample ID: DMW-3I-082708

GC/MS Volatiles

Lot-Sample #...: A8H280126-003 **Work Order #...:** KVXM21CL **Matrix.....:** WG

NOTE(S):

J Estimated result. Result is less than RL.

B Method blank contamination. The associated method blank contains the target analyte at a reportable level.

Tetra Tech NUS, Inc

DMW-3I-082708

GC/MS Volatiles

Lot-Sample #: A8H280126-003 **Work Order #:** KVXM21CL **Matrix:** WG

MASS SPECTROMETER/DATA SYSTEM (MSDS) TENTATIVELY IDENTIFIED COMPOUNDS

PARAMETER	CAS #	ESTIMATED RESULT	RETENTION TIME	UNITS
None				ug/L

Tetra Tech NUS, Inc

Client Sample ID: DMW-3S-082708

GC/MS Volatiles

Lot-Sample #...: A8H280126-004 **Work Order #...:** KVXM31CL **Matrix.....:** WG
Date Sampled...: 08/27/08 14:45 **Date Received..:** 08/28/08
Prep Date.....: 09/08/08 **Analysis Date..:** 09/08/08
Prep Batch #...: 8252307
Dilution Factor: 166.67 **Initial Wgt/Vol:** 5 mL **Final Wgt/Vol..:** 5 mL
Method.....: SW846 8260B

PARAMETER	RESULT	REPORTING LIMIT	UNITS	MDL
Acetone	ND	830	ug/L	180
Bromobenzene	ND	170	ug/L	22
Bromochloromethane	ND	170	ug/L	48
Bromodichloromethane	ND	170	ug/L	25
2-Butanone	ND	830	ug/L	95
n-Butylbenzene	ND	170	ug/L	20
sec-Butylbenzene	ND	170	ug/L	22
tert-Butylbenzene	ND	170	ug/L	22
Carbon disulfide	ND	170	ug/L	22
Dibromochloromethane	ND	170	ug/L	30
1,2-Dibromo-3-chloro-propane	ND	330	ug/L	110
2-Chloroethyl vinyl ether	ND	830	ug/L	170
2-Chlorotoluene	ND	170	ug/L	18
4-Chlorotoluene	ND	170	ug/L	30
1,2-Dibromoethane	ND	170	ug/L	40
Dibromomethane	ND	170	ug/L	47
1,2-Dichlorobenzene	ND	170	ug/L	22
1,3-Dichlorobenzene	ND	170	ug/L	23
1,4-Dichlorobenzene	ND	170	ug/L	22
Dichlorodifluoromethane	ND	170	ug/L	52
cis-1,2-Dichloroethene	**550**	**170**	**ug/L**	**28**
trans-1,2-Dichloroethene	**200**	**170**	**ug/L**	**32**
1,3-Dichloropropane	ND	170	ug/L	27
2,2-Dichloropropane	ND	170	ug/L	22
1,1-Dichloropropene	ND	170	ug/L	22
Trichlorofluoromethane	ND	170	ug/L	35
Hexachlorobutadiene	ND	170	ug/L	50
2-Hexanone	ND	830	ug/L	68
Isopropylbenzene	ND	170	ug/L	22
p-Isopropyltoluene	ND	170	ug/L	20
tert-Butyl alcohol	ND	3300	ug/L	650
4-Methyl-2-pentanone	ND	830	ug/L	53
Naphthalene	ND	170	ug/L	40
n-Propylbenzene	ND	170	ug/L	23
Styrene	ND	170	ug/L	18
1,1,1,2-Tetrachloroethane	ND	170	ug/L	38
1,2,3-Trichlorobenzene	ND	170	ug/L	28

(Continued on next page)

Tetra Tech NUS, Inc

Client Sample ID: DMW-3S-082708

GC/MS Volatiles

Lot-Sample #...: A8H280126-004 **Work Order #...:** KVXM31CL **Matrix.....:** WG

PARAMETER	RESULT	REPORTING LIMIT	UNITS	MDL
1,2,4-Trichloro-benzene	ND	170	ug/L	25
1,2,3-Trichloropropane	ND	170	ug/L	72
1,1,2-Trichloro-1,2,2-trifluoroethane	ND	170	ug/L	47
1,2,4-Trimethylbenzene	ND	170	ug/L	20
Vinyl acetate	ND	330	ug/L	32
o-Xylene	ND	170	ug/L	23
Xylenes (total)	ND	330	ug/L	47
Methyl tert-butyl ether	ND	830	ug/L	28
m-Xylene & p-Xylene	ND	330	ug/L	40
1,2,3-Trimethylbenzene	ND	830	ug/L	0.98
Diisopropyl Ether (DIPE)	ND	830	ug/L	250
Ethyl-t-Butyl Ether (ETBE)	ND	830	ug/L	18
Tert-amyl methyl ether (TAME)	ND	830	ug/L	11
Benzene	ND	170	ug/L	22
Bromoform	ND	170	ug/L	110
Bromomethane	ND	170	ug/L	68
Carbon tetrachloride	ND	170	ug/L	22
Chlorobenzene	ND	170	ug/L	25
Chloroethane	ND	170	ug/L	48
Chloroform	ND	170	ug/L	27
Chloromethane	ND	170	ug/L	50
1,1-Dichloroethane	ND	170	ug/L	25
1,2-Dichloroethane	ND	170	ug/L	37
1,1-Dichloroethene	ND	170	ug/L	32
1,2-Dichloropropane	ND	170	ug/L	30
cis-1,3-Dichloropropene	ND	170	ug/L	23
trans-1,3-Dichloropropene	ND	170	ug/L	32
Ethylbenzene	ND	170	ug/L	28
Methylene chloride	ND	170	ug/L	55
1,1,2,2-Tetrachloroethane	ND	170	ug/L	30
Tetrachloroethene	ND	170	ug/L	48
Toluene	ND	170	ug/L	22
1,1,1-Trichloroethane	ND	170	ug/L	37
Trichloroethene	ND	170	ug/L	28
Vinyl chloride	**4400**	**170**	**ug/L**	**37**

SURROGATE	PERCENT RECOVERY	RECOVERY LIMITS
Dibromofluoromethane	102	(73 - 122)
1,2-Dichloroethane-d4	110	(61 - 128)
Toluene-d8	103	(76 - 110)
4-Bromofluorobenzene	91	(74 - 116)

Tetra Tech NUS, Inc

DMW-3S-082708

GC/MS Volatiles

Lot-Sample #: A8H280126-004 **Work Order #:** KVXM31CL **Matrix:** WG

MASS SPECTROMETER/DATA SYSTEM (MSDS) TENTATIVELY IDENTIFIED COMPOUNDS

PARAMETER	CAS #	ESTIMATED RESULT	RETENTION TIME	UNITS
None				ug/L

Tetra Tech NUS, Inc

Client Sample ID: TB-082808

GC/MS Volatiles

Lot-Sample #...: A8H290111-001 **Work Order #...:** KV1171AA **Matrix.....:** WQ
Date Sampled...: 08/28/08 07:30 **Date Received..:** 08/29/08
Prep Date.....: 09/09/08 **Analysis Date..:** 09/09/08
Prep Batch #...: 8254097
Dilution Factor: 1 **Initial Wgt/Vol:** 5 mL **Final Wgt/Vol..:** 5 mL
Method.....: SW846 8260B

PARAMETER	RESULT	REPORTING LIMIT	UNITS	MDL
Acetone	ND	5.0	ug/L	1.1
Bromobenzene	ND	1.0	ug/L	0.13
Bromochloromethane	ND	1.0	ug/L	0.29
Bromodichloromethane	ND	1.0	ug/L	0.15
2-Butanone	ND	5.0	ug/L	0.57
n-Butylbenzene	ND	1.0	ug/L	0.12
sec-Butylbenzene	ND	1.0	ug/L	0.13
tert-Butylbenzene	ND	1.0	ug/L	0.13
Carbon disulfide	ND	1.0	ug/L	0.13
Dibromochloromethane	ND	1.0	ug/L	0.18
1,2-Dibromo-3-chloro-propane	ND	2.0	ug/L	0.67
2-Chloroethyl vinyl ether	ND	5.0	ug/L	0.99
2-Chlorotoluene	ND	1.0	ug/L	0.11
4-Chlorotoluene	ND	1.0	ug/L	0.18
1,2-Dibromoethane	ND	1.0	ug/L	0.24
Dibromomethane	ND	1.0	ug/L	0.28
1,2-Dichlorobenzene	ND	1.0	ug/L	0.13
1,3-Dichlorobenzene	ND	1.0	ug/L	0.14
1,4-Dichlorobenzene	ND	1.0	ug/L	0.13
Dichlorodifluoromethane	ND	1.0	ug/L	0.31
cis-1,2-Dichloroethene	ND	1.0	ug/L	0.17
trans-1,2-Dichloroethene	ND	1.0	ug/L	0.19
1,3-Dichloropropane	ND	1.0	ug/L	0.16
2,2-Dichloropropane	ND	1.0	ug/L	0.13
1,1-Dichloropropene	ND	1.0	ug/L	0.13
Trichlorofluoromethane	ND	1.0	ug/L	0.21
Hexachlorobutadiene	ND	1.0	ug/L	0.30
2-Hexanone	ND	5.0	ug/L	0.41
Isopropylbenzene	ND	1.0	ug/L	0.13
p-Isopropyltoluene	ND	1.0	ug/L	0.12
tert-Butyl alcohol	ND	20	ug/L	3.9
4-Methyl-2-pentanone	ND	5.0	ug/L	0.32
Naphthalene	ND	1.0	ug/L	0.24
n-Propylbenzene	ND	1.0	ug/L	0.14
Styrene	ND	1.0	ug/L	0.11
1,1,1,2-Tetrachloroethane	ND	1.0	ug/L	0.23
1,2,3-Trichlorobenzene	ND	1.0	ug/L	0.17

(Continued on next page)

Tetra Tech NUS, Inc

Client Sample ID: TB-082808

GC/MS Volatiles

Lot-Sample #...: A8H290111-001 **Work Order #...:** KV1171AA **Matrix.....:** WQ

PARAMETER	RESULT	REPORTING LIMIT	UNITS	MDL
1,2,4-Trichloro-benzene	ND	1.0	ug/L	0.15
1,2,3-Trichloropropane	ND	1.0	ug/L	0.43
1,1,2-Trichloro-1,2,2-trifluoroethane	ND	1.0	ug/L	0.28
1,2,4-Trimethylbenzene	ND	1.0	ug/L	0.12
Vinyl acetate	ND	2.0	ug/L	0.19
o-Xylene	ND	1.0	ug/L	0.14
Xylenes (total)	ND	2.0	ug/L	0.28
Methyl tert-butyl ether	ND	5.0	ug/L	0.17
m-Xylene & p-Xylene	ND	2.0	ug/L	0.24
1,2,3-Trimethylbenzene	ND	5.0	ug/L	0.0059
Diisopropyl Ether (DIPE)	ND	5.0	ug/L	1.5
Ethyl-t-Butyl Ether (ETBE)	ND	5.0	ug/L	0.11
Tert-amyl methyl ether (TAME)	ND	5.0	ug/L	0.067
Benzene	ND	1.0	ug/L	0.13
Bromoform	ND	1.0	ug/L	0.64
Bromomethane	ND	1.0	ug/L	0.41
Carbon tetrachloride	ND	1.0	ug/L	0.13
Chlorobenzene	ND	1.0	ug/L	0.15
Chloroethane	ND	1.0	ug/L	0.29
Chloroform	ND	1.0	ug/L	0.16
Chloromethane	ND	1.0	ug/L	0.30
1,1-Dichloroethane	ND	1.0	ug/L	0.15
1,2-Dichloroethane	ND	1.0	ug/L	0.22
1,1-Dichloroethene	ND	1.0	ug/L	0.19
1,2-Dichloropropane	ND	1.0	ug/L	0.18
cis-1,3-Dichloropropene	ND	1.0	ug/L	0.14
trans-1,3-Dichloropropene	ND	1.0	ug/L	0.19
Ethylbenzene	ND	1.0	ug/L	0.17
Methylene chloride	ND	1.0	ug/L	0.33
1,1,2,2-Tetrachloroethane	ND	1.0	ug/L	0.18
Tetrachloroethene	ND	1.0	ug/L	0.29
Toluene	ND	1.0	ug/L	0.13
1,1,1-Trichloroethane	ND	1.0	ug/L	0.22
Trichloroethene	ND	1.0	ug/L	0.17
Vinyl chloride	ND	1.0	ug/L	0.22

SURROGATE	PERCENT RECOVERY	RECOVERY LIMITS
Dibromofluoromethane	103	(73 - 122)
1,2-Dichloroethane-d4	109	(61 - 128)
Toluene-d8	100	(76 - 110)
4-Bromofluorobenzene	92	(74 - 116)

Tetra Tech NUS, Inc

TB-082808

GC/MS Volatiles

Lot-Sample #: A8H290111-001 **Work Order #:** KV1171AA **Matrix:** WQ

MASS SPECTROMETER/DATA SYSTEM (MSDS) TENTATIVELY IDENTIFIED COMPOUNDS

PARAMETER	CAS #	ESTIMATED RESULT	RETENTION TIME	UNITS
None				ug/L

Tetra Tech NUS, Inc

Client Sample ID: DMW-7D-082808

GC/MS Volatiles

Lot-Sample #...: A8H290111-002 **Work Order #...:** KV1181CL **Matrix.....:** WG
Date Sampled...: 08/28/08 10:37 **Date Received..:** 08/29/08
Prep Date.....: 09/09/08 **Analysis Date..:** 09/09/08
Prep Batch #...: 8254097
Dilution Factor: 1 **Initial Wgt/Vol:** 5 mL **Final Wgt/Vol..:** 5 mL
Method.....: SW846 8260B

PARAMETER	RESULT	REPORTING LIMIT	UNITS	MDL
Acetone	ND	5.0	ug/L	1.1
Bromobenzene	ND	1.0	ug/L	0.13
Bromochloromethane	ND	1.0	ug/L	0.29
Bromodichloromethane	ND	1.0	ug/L	0.15
2-Butanone	ND	5.0	ug/L	0.57
n-Butylbenzene	ND	1.0	ug/L	0.12
sec-Butylbenzene	ND	1.0	ug/L	0.13
tert-Butylbenzene	ND	1.0	ug/L	0.13
Carbon disulfide	ND	1.0	ug/L	0.13
Dibromochloromethane	ND	1.0	ug/L	0.18
1,2-Dibromo-3-chloro-propane	ND	2.0	ug/L	0.67
2-Chloroethyl vinyl ether	ND	5.0	ug/L	0.99
2-Chlorotoluene	ND	1.0	ug/L	0.11
4-Chlorotoluene	ND	1.0	ug/L	0.18
1,2-Dibromoethane	ND	1.0	ug/L	0.24
Dibromomethane	ND	1.0	ug/L	0.28
1,2-Dichlorobenzene	ND	1.0	ug/L	0.13
1,3-Dichlorobenzene	ND	1.0	ug/L	0.14
1,4-Dichlorobenzene	ND	1.0	ug/L	0.13
Dichlorodifluoromethane	ND	1.0	ug/L	0.31
cis-1,2-Dichloroethene	ND	1.0	ug/L	0.17
trans-1,2-Dichloroethene	ND	1.0	ug/L	0.19
1,3-Dichloropropane	ND	1.0	ug/L	0.16
2,2-Dichloropropane	ND	1.0	ug/L	0.13
1,1-Dichloropropene	ND	1.0	ug/L	0.13
Trichlorofluoromethane	ND	1.0	ug/L	0.21
Hexachlorobutadiene	ND	1.0	ug/L	0.30
2-Hexanone	ND	5.0	ug/L	0.41
Isopropylbenzene	ND	1.0	ug/L	0.13
p-Isopropyltoluene	ND	1.0	ug/L	0.12
tert-Butyl alcohol	ND	20	ug/L	3.9
4-Methyl-2-pentanone	ND	5.0	ug/L	0.32
Naphthalene	ND	1.0	ug/L	0.24
n-Propylbenzene	ND	1.0	ug/L	0.14
Styrene	ND	1.0	ug/L	0.11
1,1,1,2-Tetrachloroethane	ND	1.0	ug/L	0.23
1,2,3-Trichlorobenzene	ND	1.0	ug/L	0.17

(Continued on next page)

Tetra Tech NUS, Inc

Client Sample ID: DMW-7D-082808

GC/MS Volatiles

Lot-Sample #...: A8H290111-002 **Work Order #...:** KV1181CL **Matrix.....:** WG

PARAMETER	RESULT	REPORTING LIMIT	UNITS	MDL
1,2,4-Trichloro-benzene	ND	1.0	ug/L	0.15
1,2,3-Trichloropropane	ND	1.0	ug/L	0.43
1,1,2-Trichloro-1,2,2-trifluoroethane	ND	1.0	ug/L	0.28
1,2,4-Trimethylbenzene	ND	1.0	ug/L	0.12
Vinyl acetate	ND	2.0	ug/L	0.19
o-Xylene	ND	1.0	ug/L	0.14
Xylenes (total)	ND	2.0	ug/L	0.28
Methyl tert-butyl ether	ND	5.0	ug/L	0.17
m-Xylene & p-Xylene	ND	2.0	ug/L	0.24
1,2,3-Trimethylbenzene	ND	5.0	ug/L	0.0059
Diisopropyl Ether (DIPE)	ND	5.0	ug/L	1.5
Ethyl-t-Butyl Ether (ETBE)	ND	5.0	ug/L	0.11
Tert-amyl methyl ether (TAME)	ND	5.0	ug/L	0.067
Benzene	ND	1.0	ug/L	0.13
Bromoform	ND	1.0	ug/L	0.64
Bromomethane	ND	1.0	ug/L	0.41
Carbon tetrachloride	ND	1.0	ug/L	0.13
Chlorobenzene	ND	1.0	ug/L	0.15
Chloroethane	ND	1.0	ug/L	0.29
Chloroform	ND	1.0	ug/L	0.16
Chloromethane	ND	1.0	ug/L	0.30
1,1-Dichloroethane	ND	1.0	ug/L	0.15
1,2-Dichloroethane	ND	1.0	ug/L	0.22
1,1-Dichloroethene	ND	1.0	ug/L	0.19
1,2-Dichloropropane	ND	1.0	ug/L	0.18
cis-1,3-Dichloropropene	ND	1.0	ug/L	0.14
trans-1,3-Dichloropropene	ND	1.0	ug/L	0.19
Ethylbenzene	ND	1.0	ug/L	0.17
Methylene chloride	ND	1.0	ug/L	0.33
1,1,2,2-Tetrachloroethane	ND	1.0	ug/L	0.18
Tetrachloroethene	ND	1.0	ug/L	0.29
Toluene	ND	1.0	ug/L	0.13
1,1,1-Trichloroethane	ND	1.0	ug/L	0.22
Trichloroethene	**0.46 J**	**1.0**	**ug/L**	**0.17**
Vinyl chloride	ND	1.0	ug/L	0.22

SURROGATE	PERCENT RECOVERY	RECOVERY LIMITS
Dibromofluoromethane	102	(73 - 122)
1,2-Dichloroethane-d4	108	(61 - 128)
Toluene-d8	102	(76 - 110)
4-Bromofluorobenzene	93	(74 - 116)

NOTE(S):

J Estimated result. Result is less than RL.

Tetra Tech NUS, Inc

DMW-7D-082808

GC/MS Volatiles

Lot-Sample #: A8H290111-002 **Work Order #:** KV1181CL **Matrix:** WG

MASS SPECTROMETER/DATA SYSTEM (MSDS) TENTATIVELY IDENTIFIED COMPOUNDS

PARAMETER	CAS #	ESTIMATED RESULT	RETENTION TIME	UNITS
None				ug/L

Tetra Tech NUS, Inc

Client Sample ID: DMW-7I-082808

GC/MS Volatiles

Lot-Sample #...: A8H290111-003 **Work Order #...:** KV1191AC **Matrix.....:** WG
Date Sampled...: 08/28/08 11:52 **Date Received..:** 08/29/08
Prep Date.....: 09/09/08 **Analysis Date..:** 09/09/08
Prep Batch #...: 8254097
Dilution Factor: 11.11 **Initial Wgt/Vol:** 5 mL **Final Wgt/Vol..:** 5 mL
Method.....: SW846 8260B

PARAMETER	RESULT	REPORTING LIMIT	UNITS	MDL
Acetone	ND	56	ug/L	12
Bromobenzene	ND	11	ug/L	1.4
Bromochloromethane	ND	11	ug/L	3.2
Bromodichloromethane	ND	11	ug/L	1.7
2-Butanone	ND	56	ug/L	6.3
n-Butylbenzene	ND	11	ug/L	1.3
sec-Butylbenzene	ND	11	ug/L	1.4
tert-Butylbenzene	ND	11	ug/L	1.4
Carbon disulfide	ND	11	ug/L	1.4
Dibromochloromethane	ND	11	ug/L	2.0
1,2-Dibromo-3-chloro-propane	ND	22	ug/L	7.4
2-Chloroethyl vinyl ether	ND	56	ug/L	11
2-Chlorotoluene	ND	11	ug/L	1.2
4-Chlorotoluene	ND	11	ug/L	2.0
1,2-Dibromoethane	ND	11	ug/L	2.7
Dibromomethane	ND	11	ug/L	3.1
1,2-Dichlorobenzene	ND	11	ug/L	1.4
1,3-Dichlorobenzene	ND	11	ug/L	1.6
1,4-Dichlorobenzene	ND	11	ug/L	1.4
Dichlorodifluoromethane	ND	11	ug/L	3.4
cis-1,2-Dichloroethene	**370**	**11**	**ug/L**	**1.9**
trans-1,2-Dichloroethene	**8.2 J**	**11**	**ug/L**	**2.1**
1,3-Dichloropropane	ND	11	ug/L	1.8
2,2-Dichloropropane	ND	11	ug/L	1.4
1,1-Dichloropropene	ND	11	ug/L	1.4
Trichlorofluoromethane	ND	11	ug/L	2.3
Hexachlorobutadiene	ND	11	ug/L	3.3
2-Hexanone	ND	56	ug/L	4.6
Isopropylbenzene	ND	11	ug/L	1.4
p-Isopropyltoluene	ND	11	ug/L	1.3
tert-Butyl alcohol	ND	220	ug/L	43
4-Methyl-2-pentanone	ND	56	ug/L	3.6
Naphthalene	ND	11	ug/L	2.7
n-Propylbenzene	ND	11	ug/L	1.6
Styrene	ND	11	ug/L	1.2
1,1,1,2-Tetrachloroethane	ND	11	ug/L	2.6
1,2,3-Trichlorobenzene	ND	11	ug/L	1.9

(Continued on next page)

Tetra Tech NUS, Inc

Client Sample ID: DMW-7I-082808

GC/MS Volatiles

Lot-Sample #...: A8H290111-003 **Work Order #...:** KV1191AC **Matrix.....:** WG

PARAMETER	RESULT	REPORTING LIMIT	UNITS	MDL
1,2,4-Trichloro-benzene	ND	11	ug/L	1.7
1,2,3-Trichloropropane	ND	11	ug/L	4.8
1,1,2-Trichloro-1,2,2-trifluoroethane	ND	11	ug/L	3.1
1,2,4-Trimethylbenzene	ND	11	ug/L	1.3
Vinyl acetate	ND	22	ug/L	2.1
o-Xylene	ND	11	ug/L	1.6
Xylenes (total)	ND	22	ug/L	3.1
Methyl tert-butyl ether	ND	56	ug/L	1.9
m-Xylene & p-Xylene	ND	22	ug/L	2.7
1,2,3-Trimethylbenzene	**0.66 J,B**	**56**	**ug/L**	**0.066**
Diisopropyl Ether (DIPE)	ND	56	ug/L	17
Ethyl-t-Butyl Ether (ETBE)	ND	56	ug/L	1.2
Tert-amyl methyl ether (TAME)	ND	56	ug/L	0.74
Benzene	ND	11	ug/L	1.4
Bromoform	ND	11	ug/L	7.1
Bromomethane	ND	11	ug/L	4.6
Carbon tetrachloride	ND	11	ug/L	1.4
Chlorobenzene	**4.6 J**	**11**	**ug/L**	**1.7**
Chloroethane	ND	11	ug/L	3.2
Chloroform	ND	11	ug/L	1.8
Chloromethane	ND	11	ug/L	3.3
1,1-Dichloroethane	ND	11	ug/L	1.7
1,2-Dichloroethane	**5.0 J**	**11**	**ug/L**	**2.4**
1,1-Dichloroethene	**2.2 J**	**11**	**ug/L**	**2.1**
1,2-Dichloropropane	ND	11	ug/L	2.0
cis-1,3-Dichloropropene	ND	11	ug/L	1.6
trans-1,3-Dichloropropene	ND	11	ug/L	2.1
Ethylbenzene	ND	11	ug/L	1.9
Methylene chloride	**10 J**	**11**	**ug/L**	**3.7**
1,1,2,2-Tetrachloroethane	ND	11	ug/L	2.0
Tetrachloroethene	ND	11	ug/L	3.2
Toluene	ND	11	ug/L	1.4
1,1,1-Trichloroethane	**4.5 J**	**11**	**ug/L**	**2.4**
Trichloroethene	**360**	**11**	**ug/L**	**1.9**
Vinyl chloride	**90**	**11**	**ug/L**	**2.4**

SURROGATE	PERCENT RECOVERY	RECOVERY LIMITS
Dibromofluoromethane	103	(73 - 122)
1,2-Dichloroethane-d4	110	(61 - 128)
Toluene-d8	103	(76 - 110)
4-Bromofluorobenzene	86	(74 - 116)

(Continued on next page)

Tetra Tech NUS, Inc

Client Sample ID: DMW-7I-082808

GC/MS Volatiles

Lot-Sample #...: A8H290111-003 **Work Order #...:** KV1191AC **Matrix.....:** WG

NOTE(S):

J Estimated result. Result is less than RL.

B Method blank contamination. The associated method blank contains the target analyte at a reportable level.

Tetra Tech NUS, Inc

DMW-7I-082808

GC/MS Volatiles

Lot-Sample #: A8H290111-003 **Work Order #:** KV1191AC **Matrix:** WG

MASS SPECTROMETER/DATA SYSTEM (MSDS) TENTATIVELY IDENTIFIED COMPOUNDS

PARAMETER	CAS #	ESTIMATED RESULT	RETENTION TIME	UNITS
None				ug/L

Tetra Tech NUS, Inc

Client Sample ID: MW-5-082808

GC/MS Volatiles

Lot-Sample #...: A8H290111-004 **Work Order #...:** KV12C1CL **Matrix.....:** WG
Date Sampled...: 08/28/08 15:02 **Date Received..:** 08/29/08
Prep Date.....: 09/09/08 **Analysis Date..:** 09/09/08
Prep Batch #...: 8254097
Dilution Factor: 66.67 **Initial Wgt/Vol:** 5 mL **Final Wgt/Vol..:** 5 mL
Method.....: SW846 8260B

PARAMETER	RESULT	REPORTING LIMIT	UNITS	MDL
Acetone	ND	330	ug/L	73
Bromobenzene	ND	67	ug/L	8.7
Bromochloromethane	ND	67	ug/L	19
Bromodichloromethane	ND	67	ug/L	10
2-Butanone	ND	330	ug/L	38
n-Butylbenzene	ND	67	ug/L	8.0
sec-Butylbenzene	ND	67	ug/L	8.7
tert-Butylbenzene	ND	67	ug/L	8.7
Carbon disulfide	ND	67	ug/L	8.7
Dibromochloromethane	ND	67	ug/L	12
1,2-Dibromo-3-chloro-propane	ND	130	ug/L	45
2-Chloroethyl vinyl ether	ND	330	ug/L	66
2-Chlorotoluene	ND	67	ug/L	7.3
4-Chlorotoluene	ND	67	ug/L	12
1,2-Dibromoethane	ND	67	ug/L	16
Dibromomethane	ND	67	ug/L	19
1,2-Dichlorobenzene	ND	67	ug/L	8.7
1,3-Dichlorobenzene	ND	67	ug/L	9.3
1,4-Dichlorobenzene	ND	67	ug/L	8.7
Dichlorodifluoromethane	ND	67	ug/L	21
cis-1,2-Dichloroethene	**2300**	**67**	**ug/L**	**11**
trans-1,2-Dichloroethene	**51 J**	**67**	**ug/L**	**13**
1,3-Dichloropropane	ND	67	ug/L	11
2,2-Dichloropropane	ND	67	ug/L	8.7
1,1-Dichloropropene	ND	67	ug/L	8.7
Trichlorofluoromethane	ND	67	ug/L	14
Hexachlorobutadiene	ND	67	ug/L	20
2-Hexanone	ND	330	ug/L	27
Isopropylbenzene	ND	67	ug/L	8.7
p-Isopropyltoluene	ND	67	ug/L	8.0
tert-Butyl alcohol	ND	1300	ug/L	260
4-Methyl-2-pentanone	ND	330	ug/L	21
Naphthalene	ND	67	ug/L	16
n-Propylbenzene	ND	67	ug/L	9.3
Styrene	ND	67	ug/L	7.3
1,1,1,2-Tetrachloroethane	ND	67	ug/L	15
1,2,3-Trichlorobenzene	ND	67	ug/L	11

(Continued on next page)

Tetra Tech NUS, Inc

Client Sample ID: MW-5-082808

GC/MS Volatiles

Lot-Sample #...: A8H290111-004 **Work Order #...:** KV12C1CL **Matrix.....:** WG

PARAMETER	RESULT	REPORTING LIMIT	UNITS	MDL
1,2,4-Trichloro-benzene	ND	67	ug/L	10
1,2,3-Trichloropropane	ND	67	ug/L	29
1,1,2-Trichloro-1,2,2-trifluoroethane	ND	67	ug/L	19
1,2,4-Trimethylbenzene	ND	67	ug/L	8.0
Vinyl acetate	ND	130	ug/L	13
o-Xylene	ND	67	ug/L	9.3
Xylenes (total)	ND	130	ug/L	19
Methyl tert-butyl ether	ND	330	ug/L	11
m-Xylene & p-Xylene	ND	130	ug/L	16
1,2,3-Trimethylbenzene	ND	330	ug/L	0.39
Diisopropyl Ether (DIPE)	ND	330	ug/L	100
Ethyl-t-Butyl Ether (ETBE)	ND	330	ug/L	7.3
Tert-amyl methyl ether (TAME)	ND	330	ug/L	4.5
Benzene	ND	67	ug/L	8.7
Bromoform	ND	67	ug/L	43
Bromomethane	ND	67	ug/L	27
Carbon tetrachloride	ND	67	ug/L	8.7
Chlorobenzene	ND	67	ug/L	10
Chloroethane	ND	67	ug/L	19
Chloroform	ND	67	ug/L	11
Chloromethane	ND	67	ug/L	20
1,1-Dichloroethane	ND	67	ug/L	10
1,2-Dichloroethane	ND	67	ug/L	15
1,1-Dichloroethene	ND	67	ug/L	13
1,2-Dichloropropane	ND	67	ug/L	12
cis-1,3-Dichloropropene	ND	67	ug/L	9.3
trans-1,3-Dichloropropene	ND	67	ug/L	13
Ethylbenzene	ND	67	ug/L	11
Methylene chloride	ND	67	ug/L	22
1,1,2,2-Tetrachloroethane	ND	67	ug/L	12
Tetrachloroethene	ND	67	ug/L	19
Toluene	ND	67	ug/L	8.7
1,1,1-Trichloroethane	ND	67	ug/L	15
Trichloroethene	ND	67	ug/L	11
Vinyl chloride	**570**	**67**	**ug/L**	**15**

SURROGATE	PERCENT RECOVERY	RECOVERY LIMITS
Dibromofluoromethane	101	(73 - 122)
1,2-Dichloroethane-d4	112	(61 - 128)
Toluene-d8	99	(76 - 110)
4-Bromofluorobenzene	94	(74 - 116)

NOTE(S):

J Estimated result. Result is less than RL.

Tetra Tech NUS, Inc

MW-5-082808

GC/MS Volatiles

Lot-Sample #: A8H290111-004 **Work Order #:** KV12C1CL **Matrix:** WG

MASS SPECTROMETER/DATA SYSTEM (MSDS) TENTATIVELY IDENTIFIED COMPOUNDS

PARAMETER	CAS #	ESTIMATED RESULT		RETENTION TIME	UNITS
Methylcyclohexane		91	Q	6.052	ug/L

NOTE(S):

Q: Result was quantitated against the response factor of a calibration standard.

Tetra Tech NUS, Inc

Client Sample ID: TB-082908

GC/MS Volatiles

Lot-Sample #...: A8H300106-001 **Work Order #...:** KV3T51AA **Matrix.....:** WQ
Date Sampled...: 08/29/08 07:30 **Date Received..:** 08/30/08
Prep Date.....: 09/04/08 **Analysis Date..:** 09/04/08
Prep Batch #...: 8249100
Dilution Factor: 1 **Initial Wgt/Vol:** 5 mL **Final Wgt/Vol..:** 5 mL
Method.....: SW846 8260B

PARAMETER	RESULT	REPORTING LIMIT	UNITS	MDL
Acetone	**1.1 J**	**5.0**	**ug/L**	**1.1**
Bromobenzene	ND	1.0	ug/L	0.13
Bromochloromethane	ND	1.0	ug/L	0.29
Bromodichloromethane	ND	1.0	ug/L	0.15
2-Butanone	ND	5.0	ug/L	0.57
n-Butylbenzene	ND	1.0	ug/L	0.12
sec-Butylbenzene	ND	1.0	ug/L	0.13
tert-Butylbenzene	ND	1.0	ug/L	0.13
Carbon disulfide	ND	1.0	ug/L	0.13
Dibromochloromethane	ND	1.0	ug/L	0.18
1,2-Dibromo-3-chloro-propane	ND	2.0	ug/L	0.67
2-Chloroethyl vinyl ether	ND	5.0	ug/L	0.99
2-Chlorotoluene	ND	1.0	ug/L	0.11
4-Chlorotoluene	ND	1.0	ug/L	0.18
1,2-Dibromoethane	ND	1.0	ug/L	0.24
Dibromomethane	ND	1.0	ug/L	0.28
1,2-Dichlorobenzene	ND	1.0	ug/L	0.13
1,3-Dichlorobenzene	ND	1.0	ug/L	0.14
1,4-Dichlorobenzene	ND	1.0	ug/L	0.13
Dichlorodifluoromethane	ND	1.0	ug/L	0.31
cis-1,2-Dichloroethene	ND	1.0	ug/L	0.17
trans-1,2-Dichloroethene	ND	1.0	ug/L	0.19
1,3-Dichloropropane	ND	1.0	ug/L	0.16
2,2-Dichloropropane	ND	1.0	ug/L	0.13
1,1-Dichloropropene	ND	1.0	ug/L	0.13
Trichlorofluoromethane	ND	1.0	ug/L	0.21
Hexachlorobutadiene	ND	1.0	ug/L	0.30
2-Hexanone	ND	5.0	ug/L	0.41
Isopropylbenzene	ND	1.0	ug/L	0.13
p-Isopropyltoluene	ND	1.0	ug/L	0.12
tert-Butyl alcohol	ND	20	ug/L	3.9
4-Methyl-2-pentanone	ND	5.0	ug/L	0.32
Naphthalene	ND	1.0	ug/L	0.24
n-Propylbenzene	ND	1.0	ug/L	0.14
Styrene	ND	1.0	ug/L	0.11
1,1,1,2-Tetrachloroethane	ND	1.0	ug/L	0.23
1,2,3-Trichlorobenzene	ND	1.0	ug/L	0.17

(Continued on next page)

Tetra Tech NUS, Inc

Client Sample ID: TB-082908

GC/MS Volatiles

Lot-Sample #...: A8H300106-001 **Work Order #...:** KV3T51AA **Matrix.....:** WQ

PARAMETER	RESULT	REPORTING LIMIT	UNITS	MDL
1,2,4-Trichloro-benzene	ND	1.0	ug/L	0.15
1,2,3-Trichloropropane	ND	1.0	ug/L	0.43
1,1,2-Trichloro-1,2,2-trifluoroethane	ND	1.0	ug/L	0.28
1,2,4-Trimethylbenzene	ND	1.0	ug/L	0.12
Vinyl acetate	ND	2.0	ug/L	0.19
o-Xylene	ND	1.0	ug/L	0.14
Xylenes (total)	ND	2.0	ug/L	0.28
Methyl tert-butyl ether	ND	5.0	ug/L	0.17
m-Xylene & p-Xylene	ND	2.0	ug/L	0.24
1,2,3-Trimethylbenzene	ND	5.0	ug/L	0.0059
Diisopropyl Ether (DIPE)	ND	5.0	ug/L	1.5
Ethyl-t-Butyl Ether (ETBE)	ND	5.0	ug/L	0.11
Tert-amyl methyl ether (TAME)	ND	5.0	ug/L	0.067
Benzene	ND	1.0	ug/L	0.13
Bromoform	ND	1.0	ug/L	0.64
Bromomethane	ND	1.0	ug/L	0.41
Carbon tetrachloride	ND	1.0	ug/L	0.13
Chlorobenzene	ND	1.0	ug/L	0.15
Chloroethane	ND	1.0	ug/L	0.29
Chloroform	ND	1.0	ug/L	0.16
Chloromethane	ND	1.0	ug/L	0.30
1,1-Dichloroethane	ND	1.0	ug/L	0.15
1,2-Dichloroethane	ND	1.0	ug/L	0.22
1,1-Dichloroethene	ND	1.0	ug/L	0.19
1,2-Dichloropropane	ND	1.0	ug/L	0.18
cis-1,3-Dichloropropene	ND	1.0	ug/L	0.14
trans-1,3-Dichloropropene	ND	1.0	ug/L	0.19
Ethylbenzene	ND	1.0	ug/L	0.17
Methylene chloride	ND	1.0	ug/L	0.33
1,1,2,2-Tetrachloroethane	ND	1.0	ug/L	0.18
Tetrachloroethene	ND	1.0	ug/L	0.29
Toluene	ND	1.0	ug/L	0.13
1,1,1-Trichloroethane	ND	1.0	ug/L	0.22
Trichloroethene	ND	1.0	ug/L	0.17
Vinyl chloride	ND	1.0	ug/L	0.22

SURROGATE	PERCENT RECOVERY	RECOVERY LIMITS
Dibromofluoromethane	96	(73 - 122)
1,2-Dichloroethane-d4	108	(61 - 128)
Toluene-d8	98	(76 - 110)
4-Bromofluorobenzene	92	(74 - 116)

NOTE(S):

J Estimated result. Result is less than RL.

Tetra Tech NUS, Inc

TB-082908

GC/MS Volatiles

Lot-Sample #: A8H300106-001 **Work Order #:** KV3T51AA **Matrix:** WQ

MASS SPECTROMETER/DATA SYSTEM (MSDS) TENTATIVELY IDENTIFIED COMPOUNDS

PARAMETER	CAS #	ESTIMATED RESULT	RETENTION TIME	UNITS
None				ug/L

Tetra Tech NUS, Inc

Client Sample ID: DMW-2B-082908

GC/MS Volatiles

Lot-Sample #...: A8H300106-002 **Work Order #...:** KV3T61CL **Matrix.....:** WG
Date Sampled...: 08/29/08 10:51 **Date Received..:** 08/30/08
Prep Date.....: 09/04/08 **Analysis Date..:** 09/04/08
Prep Batch #...: 8249100
Dilution Factor: 1 **Initial Wgt/Vol:** 5 mL **Final Wgt/Vol..:** 5 mL
Method.....: SW846 8260B

PARAMETER	RESULT	REPORTING LIMIT	UNITS	MDL
Acetone	ND	5.0	ug/L	1.1
Bromobenzene	ND	1.0	ug/L	0.13
Bromochloromethane	ND	1.0	ug/L	0.29
Bromodichloromethane	ND	1.0	ug/L	0.15
2-Butanone	ND	5.0	ug/L	0.57
n-Butylbenzene	ND	1.0	ug/L	0.12
sec-Butylbenzene	ND	1.0	ug/L	0.13
tert-Butylbenzene	ND	1.0	ug/L	0.13
Carbon disulfide	ND	1.0	ug/L	0.13
Dibromochloromethane	ND	1.0	ug/L	0.18
1,2-Dibromo-3-chloro-propane	ND	2.0	ug/L	0.67
2-Chloroethyl vinyl ether	ND	5.0	ug/L	0.99
2-Chlorotoluene	ND	1.0	ug/L	0.11
4-Chlorotoluene	ND	1.0	ug/L	0.18
1,2-Dibromoethane	ND	1.0	ug/L	0.24
Dibromomethane	ND	1.0	ug/L	0.28
1,2-Dichlorobenzene	ND	1.0	ug/L	0.13
1,3-Dichlorobenzene	ND	1.0	ug/L	0.14
1,4-Dichlorobenzene	ND	1.0	ug/L	0.13
Dichlorodifluoromethane	ND	1.0	ug/L	0.31
cis-1,2-Dichloroethene	**4.5**	**1.0**	**ug/L**	**0.17**
trans-1,2-Dichloroethene	**0.36 J**	**1.0**	**ug/L**	**0.19**
1,3-Dichloropropane	ND	1.0	ug/L	0.16
2,2-Dichloropropane	ND	1.0	ug/L	0.13
1,1-Dichloropropene	ND	1.0	ug/L	0.13
Trichlorofluoromethane	ND	1.0	ug/L	0.21
Hexachlorobutadiene	ND	1.0	ug/L	0.30
2-Hexanone	ND	5.0	ug/L	0.41
Isopropylbenzene	ND	1.0	ug/L	0.13
p-Isopropyltoluene	ND	1.0	ug/L	0.12
tert-Butyl alcohol	ND	20	ug/L	3.9
4-Methyl-2-pentanone	ND	5.0	ug/L	0.32
Naphthalene	ND	1.0	ug/L	0.24
n-Propylbenzene	ND	1.0	ug/L	0.14
Styrene	ND	1.0	ug/L	0.11
1,1,1,2-Tetrachloroethane	ND	1.0	ug/L	0.23
1,2,3-Trichlorobenzene	ND	1.0	ug/L	0.17

(Continued on next page)

Tetra Tech NUS, Inc

Client Sample ID: DMW-2B-082908

GC/MS Volatiles

Lot-Sample #...: A8H300106-002 **Work Order #...:** KV3T61CL **Matrix.....:** WG

PARAMETER	RESULT	REPORTING LIMIT	UNITS	MDL
1,2,4-Trichloro-benzene	ND	1.0	ug/L	0.15
1,2,3-Trichloropropane	ND	1.0	ug/L	0.43
1,1,2-Trichloro-1,2,2-trifluoroethane	ND	1.0	ug/L	0.28
1,2,4-Trimethylbenzene	ND	1.0	ug/L	0.12
Vinyl acetate	ND	2.0	ug/L	0.19
o-Xylene	ND	1.0	ug/L	0.14
Xylenes (total)	ND	2.0	ug/L	0.28
Methyl tert-butyl ether	ND	5.0	ug/L	0.17
m-Xylene & p-Xylene	ND	2.0	ug/L	0.24
1,2,3-Trimethylbenzene	ND	5.0	ug/L	0.0059
Diisopropyl Ether (DIPE)	ND	5.0	ug/L	1.5
Ethyl-t-Butyl Ether (ETBE)	ND	5.0	ug/L	0.11
Tert-amyl methyl ether (TAME)	ND	5.0	ug/L	0.067
Benzene	ND	1.0	ug/L	0.13
Bromoform	ND	1.0	ug/L	0.64
Bromomethane	ND	1.0	ug/L	0.41
Carbon tetrachloride	ND	1.0	ug/L	0.13
Chlorobenzene	ND	1.0	ug/L	0.15
Chloroethane	ND	1.0	ug/L	0.29
Chloroform	ND	1.0	ug/L	0.16
Chloromethane	ND	1.0	ug/L	0.30
1,1-Dichloroethane	ND	1.0	ug/L	0.15
1,2-Dichloroethane	ND	1.0	ug/L	0.22
1,1-Dichloroethene	ND	1.0	ug/L	0.19
1,2-Dichloropropane	ND	1.0	ug/L	0.18
cis-1,3-Dichloropropene	ND	1.0	ug/L	0.14
trans-1,3-Dichloropropene	ND	1.0	ug/L	0.19
Ethylbenzene	ND	1.0	ug/L	0.17
Methylene chloride	ND	1.0	ug/L	0.33
1,1,2,2-Tetrachloroethane	ND	1.0	ug/L	0.18
Tetrachloroethene	ND	1.0	ug/L	0.29
Toluene	ND	1.0	ug/L	0.13
1,1,1-Trichloroethane	ND	1.0	ug/L	0.22
Trichloroethene	**2.1**	**1.0**	**ug/L**	**0.17**
Vinyl chloride	ND	1.0	ug/L	0.22

SURROGATE	PERCENT RECOVERY	RECOVERY LIMITS
Dibromofluoromethane	99	(73 - 122)
1,2-Dichloroethane-d4	107	(61 - 128)
Toluene-d8	99	(76 - 110)
4-Bromofluorobenzene	95	(74 - 116)

NOTE(S):

J Estimated result. Result is less than RL.

Tetra Tech NUS, Inc

DMW-2B-082908

GC/MS Volatiles

Lot-Sample #: A8H300106-002 **Work Order #:** KV3T61CL **Matrix:** WG

MASS SPECTROMETER/DATA SYSTEM (MSDS) TENTATIVELY IDENTIFIED COMPOUNDS

PARAMETER	CAS #	ESTIMATED RESULT	RETENTION TIME	UNITS
None				ug/L

Tetra Tech NUS, Inc

Client Sample ID: DMW-2A-082908

GC/MS Volatiles

Lot-Sample #...: A8H300106-003 **Work Order #...:** KV3T71CL **Matrix.....:** WG
Date Sampled...: 08/29/08 12:01 **Date Received..:** 08/30/08
Prep Date.....: 09/04/08 **Analysis Date..:** 09/04/08
Prep Batch #...: 8249100
Dilution Factor: 500 **Initial Wgt/Vol:** 5 mL **Final Wgt/Vol..:** 5 mL
Method.....: SW846 8260B

PARAMETER	RESULT	REPORTING LIMIT	UNITS	MDL
Acetone	ND	2500	ug/L	550
Bromobenzene	ND	500	ug/L	65
Bromochloromethane	ND	500	ug/L	140
Bromodichloromethane	ND	500	ug/L	75
2-Butanone	ND	2500	ug/L	280
n-Butylbenzene	ND	500	ug/L	60
sec-Butylbenzene	ND	500	ug/L	65
tert-Butylbenzene	ND	500	ug/L	65
Carbon disulfide	ND	500	ug/L	65
Dibromochloromethane	ND	500	ug/L	90
1,2-Dibromo-3-chloro-propane	ND	1000	ug/L	340
2-Chloroethyl vinyl ether	ND	2500	ug/L	500
2-Chlorotoluene	ND	500	ug/L	55
4-Chlorotoluene	ND	500	ug/L	90
1,2-Dibromoethane	ND	500	ug/L	120
Dibromomethane	ND	500	ug/L	140
1,2-Dichlorobenzene	ND	500	ug/L	65
1,3-Dichlorobenzene	ND	500	ug/L	70
1,4-Dichlorobenzene	ND	500	ug/L	65
Dichlorodifluoromethane	ND	500	ug/L	160
cis-1,2-Dichloroethene	**5000**	**500**	**ug/L**	**85**
trans-1,2-Dichloroethene	ND	500	ug/L	95
1,3-Dichloropropane	ND	500	ug/L	80
2,2-Dichloropropane	ND	500	ug/L	65
1,1-Dichloropropene	ND	500	ug/L	65
Trichlorofluoromethane	ND	500	ug/L	100
Hexachlorobutadiene	ND	500	ug/L	150
2-Hexanone	ND	2500	ug/L	200
Isopropylbenzene	ND	500	ug/L	65
p-Isopropyltoluene	ND	500	ug/L	60
tert-Butyl alcohol	ND	10000	ug/L	2000
4-Methyl-2-pentanone	ND	2500	ug/L	160
Naphthalene	ND	500	ug/L	120
n-Propylbenzene	ND	500	ug/L	70
Styrene	ND	500	ug/L	55
1,1,1,2-Tetrachloroethane	ND	500	ug/L	120
1,2,3-Trichlorobenzene	ND	500	ug/L	85

(Continued on next page)

Tetra Tech NUS, Inc

Client Sample ID: DMW-2A-082908

GC/MS Volatiles

Lot-Sample #...: A8H300106-003 **Work Order #...:** KV3T71CL **Matrix.....:** WG

PARAMETER	RESULT	REPORTING LIMIT	UNITS	MDL
1,2,4-Trichloro-benzene	**650 B**	**500**	**ug/L**	**75**
1,2,3-Trichloropropane	ND	500	ug/L	220
1,1,2-Trichloro-1,2,2-trifluoroethane	ND	500	ug/L	140
1,2,4-Trimethylbenzene	ND	500	ug/L	60
Vinyl acetate	ND	1000	ug/L	95
o-Xylene	ND	500	ug/L	70
Xylenes (total)	ND	1000	ug/L	140
Methyl tert-butyl ether	ND	2500	ug/L	85
m-Xylene & p-Xylene	ND	1000	ug/L	120
1,2,3-Trimethylbenzene	**15 J,B**	**2500**	**ug/L**	**3.0**
Diisopropyl Ether (DIPE)	ND	2500	ug/L	750
Ethyl-t-Butyl Ether (ETBE)	ND	2500	ug/L	55
Tert-amyl methyl ether (TAME)	ND	2500	ug/L	34
Benzene	ND	500	ug/L	65
Bromoform	ND	500	ug/L	320
Bromomethane	ND	500	ug/L	200
Carbon tetrachloride	ND	500	ug/L	65
Chlorobenzene	ND	500	ug/L	75
Chloroethane	ND	500	ug/L	140
Chloroform	**89 J**	**500**	**ug/L**	**80**
Chloromethane	ND	500	ug/L	150
1,1-Dichloroethane	ND	500	ug/L	75
1,2-Dichloroethane	**150 J**	**500**	**ug/L**	**110**
1,1-Dichloroethene	ND	500	ug/L	95
1,2-Dichloropropane	ND	500	ug/L	90
cis-1,3-Dichloropropene	ND	500	ug/L	70
trans-1,3-Dichloropropene	ND	500	ug/L	95
Ethylbenzene	ND	500	ug/L	85
Methylene chloride	ND	500	ug/L	160
1,1,2,2-Tetrachloroethane	ND	500	ug/L	90
Tetrachloroethene	ND	500	ug/L	140
Toluene	ND	500	ug/L	65
1,1,1-Trichloroethane	ND	500	ug/L	110
Trichloroethene	**20000**	**500**	**ug/L**	**85**
Vinyl chloride	**840**	**500**	**ug/L**	**110**

SURROGATE	PERCENT RECOVERY	RECOVERY LIMITS
Dibromofluoromethane	98	(73 - 122)
1,2-Dichloroethane-d4	105	(61 - 128)
Toluene-d8	100	(76 - 110)
4-Bromofluorobenzene	95	(74 - 116)

(Continued on next page)

Tetra Tech NUS, Inc

Client Sample ID: DMW-2A-082908

GC/MS Volatiles

Lot-Sample #...: A8H300106-003 **Work Order #...:** KV3T71CL **Matrix.....:** WG

NOTE(S):

B Method blank contamination. The associated method blank contains the target analyte at a reportable level.

J Estimated result. Result is less than RL.

Tetra Tech NUS, Inc

DMW-2A-082908

GC/MS Volatiles

Lot-Sample #: A8H300106-003 **Work Order #:** KV3T71CL **Matrix:** WG

MASS SPECTROMETER/DATA SYSTEM (MSDS) TENTATIVELY IDENTIFIED COMPOUNDS

PARAMETER	CAS #	ESTIMATED RESULT	RETENTION TIME	UNITS
None				ug/L

Tetra Tech NUS, Inc

Client Sample ID: TB-090208

GC/MS Volatiles

Lot-Sample #...: A8I030112-001 **Work Order #...:** KV6C71AA **Matrix.....:** WQ
Date Sampled...: 09/02/08 07:30 **Date Received..:** 09/03/08
Prep Date.....: 09/10/08 **Analysis Date..:** 09/10/08
Prep Batch #...: 8254208
Dilution Factor: 1 **Initial Wgt/Vol:** 5 mL **Final Wgt/Vol..:** 5 mL
Method.....: SW846 8260B

PARAMETER	RESULT	REPORTING LIMIT	UNITS	MDL
Acetone	ND	5.0	ug/L	1.1
Bromobenzene	ND	1.0	ug/L	0.13
Bromochloromethane	ND	1.0	ug/L	0.29
Bromodichloromethane	ND	1.0	ug/L	0.15
2-Butanone	ND	5.0	ug/L	0.57
n-Butylbenzene	ND	1.0	ug/L	0.12
sec-Butylbenzene	ND	1.0	ug/L	0.13
tert-Butylbenzene	ND	1.0	ug/L	0.13
Carbon disulfide	ND	1.0	ug/L	0.13
Dibromochloromethane	ND	1.0	ug/L	0.18
1,2-Dibromo-3-chloro-propane	ND	2.0	ug/L	0.67
2-Chloroethyl vinyl ether	ND	5.0	ug/L	0.99
2-Chlorotoluene	ND	1.0	ug/L	0.11
4-Chlorotoluene	ND	1.0	ug/L	0.18
1,2-Dibromoethane	ND	1.0	ug/L	0.24
Dibromomethane	ND	1.0	ug/L	0.28
1,2-Dichlorobenzene	ND	1.0	ug/L	0.13
1,3-Dichlorobenzene	ND	1.0	ug/L	0.14
1,4-Dichlorobenzene	ND	1.0	ug/L	0.13
Dichlorodifluoromethane	ND	1.0	ug/L	0.31
cis-1,2-Dichloroethene	ND	1.0	ug/L	0.17
trans-1,2-Dichloroethene	ND	1.0	ug/L	0.19
1,3-Dichloropropane	ND	1.0	ug/L	0.16
2,2-Dichloropropane	ND	1.0	ug/L	0.13
1,1-Dichloropropene	ND	1.0	ug/L	0.13
Trichlorofluoromethane	ND	1.0	ug/L	0.21
Hexachlorobutadiene	ND	1.0	ug/L	0.30
2-Hexanone	ND	5.0	ug/L	0.41
Isopropylbenzene	ND	1.0	ug/L	0.13
p-Isopropyltoluene	ND	1.0	ug/L	0.12
tert-Butyl alcohol	ND	20	ug/L	3.9
4-Methyl-2-pentanone	ND	5.0	ug/L	0.32
Naphthalene	ND	1.0	ug/L	0.24
n-Propylbenzene	ND	1.0	ug/L	0.14
Styrene	ND	1.0	ug/L	0.11
1,1,1,2-Tetrachloroethane	ND	1.0	ug/L	0.23
1,2,3-Trichlorobenzene	ND	1.0	ug/L	0.17

(Continued on next page)

Tetra Tech NUS, Inc

Client Sample ID: TB-090208

GC/MS Volatiles

Lot-Sample #...: A8I030112-001 **Work Order #...:** KV6C71AA **Matrix.....:** WQ

PARAMETER	RESULT	REPORTING LIMIT	UNITS	MDL
1,2,4-Trichloro-benzene	ND	1.0	ug/L	0.15
1,2,3-Trichloropropane	ND	1.0	ug/L	0.43
1,1,2-Trichloro-1,2,2-trifluoroethane	ND	1.0	ug/L	0.28
1,2,4-Trimethylbenzene	ND	1.0	ug/L	0.12
Vinyl acetate	ND	2.0	ug/L	0.19
o-Xylene	ND	1.0	ug/L	0.14
Xylenes (total)	ND	2.0	ug/L	0.28
Methyl tert-butyl ether	ND	5.0	ug/L	0.17
m-Xylene & p-Xylene	ND	2.0	ug/L	0.24
1,2,3-Trimethylbenzene	ND	5.0	ug/L	0.0059
Diisopropyl Ether (DIPE)	ND	5.0	ug/L	1.5
Ethyl-t-Butyl Ether (ETBE)	ND	5.0	ug/L	0.11
Tert-amyl methyl ether (TAME)	ND	5.0	ug/L	0.067
Benzene	ND	1.0	ug/L	0.13
Bromoform	ND	1.0	ug/L	0.64
Bromomethane	ND	1.0	ug/L	0.41
Carbon tetrachloride	ND	1.0	ug/L	0.13
Chlorobenzene	ND	1.0	ug/L	0.15
Chloroethane	ND	1.0	ug/L	0.29
Chloroform	ND	1.0	ug/L	0.16
Chloromethane	ND	1.0	ug/L	0.30
1,1-Dichloroethane	ND	1.0	ug/L	0.15
1,2-Dichloroethane	ND	1.0	ug/L	0.22
1,1-Dichloroethene	ND	1.0	ug/L	0.19
1,2-Dichloropropane	ND	1.0	ug/L	0.18
cis-1,3-Dichloropropene	ND	1.0	ug/L	0.14
trans-1,3-Dichloropropene	ND	1.0	ug/L	0.19
Ethylbenzene	ND	1.0	ug/L	0.17
Methylene chloride	ND	1.0	ug/L	0.33
1,1,2,2-Tetrachloroethane	ND	1.0	ug/L	0.18
Tetrachloroethene	ND	1.0	ug/L	0.29
Toluene	ND	1.0	ug/L	0.13
1,1,1-Trichloroethane	ND	1.0	ug/L	0.22
Trichloroethene	ND	1.0	ug/L	0.17
Vinyl chloride	ND	1.0	ug/L	0.22

SURROGATE	PERCENT RECOVERY	RECOVERY LIMITS
Dibromofluoromethane	100	(73 - 122)
1,2-Dichloroethane-d4	111	(61 - 128)
Toluene-d8	99	(76 - 110)
4-Bromofluorobenzene	90	(74 - 116)

Tetra Tech NUS, Inc

TB-090208

GC/MS Volatiles

Lot-Sample #: A8I030112-001 **Work Order #:** KV6C71AA **Matrix:** WQ

MASS SPECTROMETER/DATA SYSTEM (MSDS) TENTATIVELY IDENTIFIED COMPOUNDS

PARAMETER	CAS #	ESTIMATED RESULT	RETENTION TIME	UNITS
None				ug/L

Tetra Tech NUS, Inc

Client Sample ID: DMW-18I-090208

GC/MS Volatiles

Lot-Sample #...: A8I030112-002 **Work Order #...:** KV6DR1CL **Matrix.....:** WG
Date Sampled...: 09/02/08 10:47 **Date Received..:** 09/03/08
Prep Date.....: 09/10/08 **Analysis Date..:** 09/10/08
Prep Batch #...: 8254208
Dilution Factor: 333.33 **Initial Wgt/Vol:** 5 mL **Final Wgt/Vol..:** 5 mL
Method.....: SW846 8260B

PARAMETER	RESULT	REPORTING LIMIT	UNITS	MDL
Acetone	ND	1700	ug/L	370
Bromobenzene	ND	330	ug/L	43
Bromochloromethane	ND	330	ug/L	97
Bromodichloromethane	ND	330	ug/L	50
2-Butanone	ND	1700	ug/L	190
n-Butylbenzene	ND	330	ug/L	40
sec-Butylbenzene	ND	330	ug/L	43
tert-Butylbenzene	ND	330	ug/L	43
Carbon disulfide	ND	330	ug/L	43
Dibromochloromethane	ND	330	ug/L	60
1,2-Dibromo-3-chloro-propane	ND	670	ug/L	220
2-Chloroethyl vinyl ether	ND	1700	ug/L	330
2-Chlorotoluene	ND	330	ug/L	37
4-Chlorotoluene	ND	330	ug/L	60
1,2-Dibromoethane	ND	330	ug/L	80
Dibromomethane	ND	330	ug/L	93
1,2-Dichlorobenzene	ND	330	ug/L	43
1,3-Dichlorobenzene	ND	330	ug/L	47
1,4-Dichlorobenzene	ND	330	ug/L	43
Dichlorodifluoromethane	ND	330	ug/L	100
cis-1,2-Dichloroethene	**880**	**330**	**ug/L**	**57**
trans-1,2-Dichloroethene	ND	330	ug/L	63
1,3-Dichloropropane	ND	330	ug/L	53
2,2-Dichloropropane	ND	330	ug/L	43
1,1-Dichloropropene	ND	330	ug/L	43
Trichlorofluoromethane	ND	330	ug/L	70
Hexachlorobutadiene	ND	330	ug/L	100
2-Hexanone	ND	1700	ug/L	140
Isopropylbenzene	ND	330	ug/L	43
p-Isopropyltoluene	ND	330	ug/L	40
tert-Butyl alcohol	ND	6700	ug/L	1300
4-Methyl-2-pentanone	ND	1700	ug/L	110
Naphthalene	ND	330	ug/L	80
n-Propylbenzene	ND	330	ug/L	47
Styrene	ND	330	ug/L	37
1,1,1,2-Tetrachloroethane	ND	330	ug/L	77
1,2,3-Trichlorobenzene	ND	330	ug/L	57

(Continued on next page)

Tetra Tech NUS, Inc

Client Sample ID: DMW-18I-090208

GC/MS Volatiles

Lot-Sample #...: A8I030112-002 **Work Order #...:** KV6DR1CL **Matrix.....:** WG

PARAMETER	RESULT	REPORTING LIMIT	UNITS	MDL
1,2,4-Trichloro-benzene	**100 J,B**	**330**	**ug/L**	**50**
1,2,3-Trichloropropane	ND	330	ug/L	140
1,1,2-Trichloro-1,2,2-trifluoroethane	ND	330	ug/L	93
1,2,4-Trimethylbenzene	ND	330	ug/L	40
Vinyl acetate	ND	670	ug/L	63
o-Xylene	ND	330	ug/L	47
Xylenes (total)	ND	670	ug/L	93
Methyl tert-butyl ether	ND	1700	ug/L	57
m-Xylene & p-Xylene	ND	670	ug/L	80
1,2,3-Trimethylbenzene	ND	1700	ug/L	2.0
Diisopropyl Ether (DIPE)	ND	1700	ug/L	500
Ethyl-t-Butyl Ether (ETBE)	ND	1700	ug/L	37
Tert-amyl methyl ether (TAME)	ND	1700	ug/L	22
Benzene	ND	330	ug/L	43
Bromoform	ND	330	ug/L	210
Bromomethane	ND	330	ug/L	140
Carbon tetrachloride	ND	330	ug/L	43
Chlorobenzene	ND	330	ug/L	50
Chloroethane	ND	330	ug/L	97
Chloroform	ND	330	ug/L	53
Chloromethane	ND	330	ug/L	100
1,1-Dichloroethane	ND	330	ug/L	50
1,2-Dichloroethane	**78 J**	**330**	**ug/L**	**73**
1,1-Dichloroethene	ND	330	ug/L	63
1,2-Dichloropropane	ND	330	ug/L	60
cis-1,3-Dichloropropene	ND	330	ug/L	47
trans-1,3-Dichloropropene	ND	330	ug/L	63
Ethylbenzene	ND	330	ug/L	57
Methylene chloride	**140 J**	**330**	**ug/L**	**110**
1,1,2,2-Tetrachloroethane	ND	330	ug/L	60
Tetrachloroethene	ND	330	ug/L	97
Toluene	ND	330	ug/L	43
1,1,1-Trichloroethane	ND	330	ug/L	73
Trichloroethene	**9300**	**330**	**ug/L**	**57**
Vinyl chloride	**520**	**330**	**ug/L**	**73**

SURROGATE	PERCENT RECOVERY	RECOVERY LIMITS
Dibromofluoromethane	102	(73 - 122)
1,2-Dichloroethane-d4	112	(61 - 128)
Toluene-d8	101	(76 - 110)
4-Bromofluorobenzene	94	(74 - 116)

(Continued on next page)

Tetra Tech NUS, Inc

Client Sample ID: DMW-18I-090208

GC/MS Volatiles

Lot-Sample #...: A8I030112-002 **Work Order #...:** KV6DR1CL **Matrix.....:** WG

NOTE(S):

J Estimated result. Result is less than RL.

B Method blank contamination. The associated method blank contains the target analyte at a reportable level.

Tetra Tech NUS, Inc

DMW-18I-090208

GC/MS Volatiles

Lot-Sample #: A8I030112-002 **Work Order #:** KV6DR1CL **Matrix:** WG

MASS SPECTROMETER/DATA SYSTEM (MSDS) TENTATIVELY IDENTIFIED COMPOUNDS

PARAMETER	CAS #	ESTIMATED RESULT	RETENTION TIME	UNITS
None				ug/L

Tetra Tech NUS, Inc

Client Sample ID: DMW-18D-090208

GC/MS Volatiles

Lot-Sample #...: A8I030112-003 **Work Order #...:** KV6D91CL **Matrix.....:** WG
Date Sampled...: 09/02/08 12:05 **Date Received..:** 09/03/08
Prep Date.....: 09/10/08 **Analysis Date..:** 09/10/08
Prep Batch #...: 8254208
Dilution Factor: 1 **Initial Wgt/Vol:** 5 mL **Final Wgt/Vol..:** 5 mL
Method.....: SW846 8260B

PARAMETER	RESULT	REPORTING LIMIT	UNITS	MDL
Acetone	ND	5.0	ug/L	1.1
Bromobenzene	ND	1.0	ug/L	0.13
Bromochloromethane	ND	1.0	ug/L	0.29
Bromodichloromethane	ND	1.0	ug/L	0.15
2-Butanone	ND	5.0	ug/L	0.57
n-Butylbenzene	ND	1.0	ug/L	0.12
sec-Butylbenzene	ND	1.0	ug/L	0.13
tert-Butylbenzene	ND	1.0	ug/L	0.13
Carbon disulfide	ND	1.0	ug/L	0.13
Dibromochloromethane	ND	1.0	ug/L	0.18
1,2-Dibromo-3-chloro-propane	ND	2.0	ug/L	0.67
2-Chloroethyl vinyl ether	ND	5.0	ug/L	0.99
2-Chlorotoluene	ND	1.0	ug/L	0.11
4-Chlorotoluene	ND	1.0	ug/L	0.18
1,2-Dibromoethane	ND	1.0	ug/L	0.24
Dibromomethane	ND	1.0	ug/L	0.28
1,2-Dichlorobenzene	ND	1.0	ug/L	0.13
1,3-Dichlorobenzene	ND	1.0	ug/L	0.14
1,4-Dichlorobenzene	ND	1.0	ug/L	0.13
Dichlorodifluoromethane	ND	1.0	ug/L	0.31
cis-1,2-Dichloroethene	**0.43 J**	**1.0**	**ug/L**	**0.17**
trans-1,2-Dichloroethene	ND	1.0	ug/L	0.19
1,3-Dichloropropane	ND	1.0	ug/L	0.16
2,2-Dichloropropane	ND	1.0	ug/L	0.13
1,1-Dichloropropene	ND	1.0	ug/L	0.13
Trichlorofluoromethane	ND	1.0	ug/L	0.21
Hexachlorobutadiene	ND	1.0	ug/L	0.30
2-Hexanone	ND	5.0	ug/L	0.41
Isopropylbenzene	ND	1.0	ug/L	0.13
p-Isopropyltoluene	ND	1.0	ug/L	0.12
tert-Butyl alcohol	ND	20	ug/L	3.9
4-Methyl-2-pentanone	ND	5.0	ug/L	0.32
Naphthalene	**0.30 J,B**	**1.0**	**ug/L**	**0.24**
n-Propylbenzene	ND	1.0	ug/L	0.14
Styrene	ND	1.0	ug/L	0.11
1,1,1,2-Tetrachloroethane	ND	1.0	ug/L	0.23
1,2,3-Trichlorobenzene	**0.42 J,B**	**1.0**	**ug/L**	**0.17**

(Continued on next page)

Tetra Tech NUS, Inc

Client Sample ID: DMW-18D-090208

GC/MS Volatiles

Lot-Sample #...: A8I030112-003 **Work Order #...:** KV6D91CL **Matrix.....:** WG

PARAMETER	RESULT	REPORTING LIMIT	UNITS	MDL
1,2,4-Trichloro-benzene	**0.25 J,B**	**1.0**	**ug/L**	**0.15**
1,2,3-Trichloropropane	ND	1.0	ug/L	0.43
1,1,2-Trichloro-1,2,2-trifluoroethane	ND	1.0	ug/L	0.28
1,2,4-Trimethylbenzene	ND	1.0	ug/L	0.12
Vinyl acetate	ND	2.0	ug/L	0.19
o-Xylene	ND	1.0	ug/L	0.14
Xylenes (total)	ND	2.0	ug/L	0.28
Methyl tert-butyl ether	ND	5.0	ug/L	0.17
m-Xylene & p-Xylene	ND	2.0	ug/L	0.24
1,2,3-Trimethylbenzene	ND	5.0	ug/L	0.0059
Diisopropyl Ether (DIPE)	ND	5.0	ug/L	1.5
Ethyl-t-Butyl Ether (ETBE)	ND	5.0	ug/L	0.11
Tert-amyl methyl ether (TAME)	ND	5.0	ug/L	0.067
Benzene	ND	1.0	ug/L	0.13
Bromoform	ND	1.0	ug/L	0.64
Bromomethane	ND	1.0	ug/L	0.41
Carbon tetrachloride	ND	1.0	ug/L	0.13
Chlorobenzene	ND	1.0	ug/L	0.15
Chloroethane	ND	1.0	ug/L	0.29
Chloroform	**0.58 J**	**1.0**	**ug/L**	**0.16**
Chloromethane	ND	1.0	ug/L	0.30
1,1-Dichloroethane	ND	1.0	ug/L	0.15
1,2-Dichloroethane	ND	1.0	ug/L	0.22
1,1-Dichloroethene	ND	1.0	ug/L	0.19
1,2-Dichloropropane	ND	1.0	ug/L	0.18
cis-1,3-Dichloropropene	ND	1.0	ug/L	0.14
trans-1,3-Dichloropropene	ND	1.0	ug/L	0.19
Ethylbenzene	ND	1.0	ug/L	0.17
Methylene chloride	ND	1.0	ug/L	0.33
1,1,2,2-Tetrachloroethane	ND	1.0	ug/L	0.18
Tetrachloroethene	ND	1.0	ug/L	0.29
Toluene	ND	1.0	ug/L	0.13
1,1,1-Trichloroethane	ND	1.0	ug/L	0.22
Trichloroethene	**6.9**	**1.0**	**ug/L**	**0.17**
Vinyl chloride	ND	1.0	ug/L	0.22

SURROGATE	PERCENT RECOVERY	RECOVERY LIMITS
Dibromofluoromethane	103	(73 - 122)
1,2-Dichloroethane-d4	109	(61 - 128)
Toluene-d8	104	(76 - 110)
4-Bromofluorobenzene	90	(74 - 116)

(Continued on next page)

Tetra Tech NUS, Inc

Client Sample ID: DMW-18D-090208

GC/MS Volatiles

Lot-Sample #...: A8I030112-003 **Work Order #...:** KV6D91CL **Matrix.....:** WG

NOTE(S):

J Estimated result. Result is less than RL.

B Method blank contamination. The associated method blank contains the target analyte at a reportable level.

Tetra Tech NUS, Inc

DMW-18D-090208

GC/MS Volatiles

Lot-Sample #: A8I030112-003 **Work Order #:** KV6D91CL **Matrix:** WG

MASS SPECTROMETER/DATA SYSTEM (MSDS) TENTATIVELY IDENTIFIED COMPOUNDS

PARAMETER	CAS #	ESTIMATED RESULT	RETENTION TIME	UNITS
None				ug/L

Tetra Tech NUS, Inc

Client Sample ID: DMW-18S-090208

GC/MS Volatiles

Lot-Sample #...: A8I030112-004 **Work Order #...:** KV6EC1CL **Matrix.....:** WG
Date Sampled...: 09/02/08 15:01 **Date Received..:** 09/03/08
Prep Date.....: 09/10/08 **Analysis Date..:** 09/10/08
Prep Batch #...: 8255121
Dilution Factor: 20 **Initial Wgt/Vol:** 5 mL **Final Wgt/Vol..:** 5 mL
Method.....: SW846 8260B

PARAMETER	RESULT	REPORTING LIMIT	UNITS	MDL
Acetone	ND	100	ug/L	22
Bromobenzene	ND	20	ug/L	2.6
Bromochloromethane	ND	20	ug/L	5.8
Bromodichloromethane	ND	20	ug/L	3.0
2-Butanone	ND	100	ug/L	11
n-Butylbenzene	ND	20	ug/L	2.4
sec-Butylbenzene	ND	20	ug/L	2.6
tert-Butylbenzene	ND	20	ug/L	2.6
Carbon disulfide	ND	20	ug/L	2.6
Dibromochloromethane	ND	20	ug/L	3.6
1,2-Dibromo-3-chloro-propane	ND	40	ug/L	13
2-Chloroethyl vinyl ether	ND	100	ug/L	20
2-Chlorotoluene	ND	20	ug/L	2.2
4-Chlorotoluene	ND	20	ug/L	3.6
1,2-Dibromoethane	ND	20	ug/L	4.8
Dibromomethane	ND	20	ug/L	5.6
1,2-Dichlorobenzene	ND	20	ug/L	2.6
1,3-Dichlorobenzene	ND	20	ug/L	2.8
1,4-Dichlorobenzene	ND	20	ug/L	2.6
Dichlorodifluoromethane	ND	20	ug/L	6.2
cis-1,2-Dichloroethene	**59**	**20**	**ug/L**	**3.4**
trans-1,2-Dichloroethene	ND	20	ug/L	3.8
1,3-Dichloropropane	ND	20	ug/L	3.2
2,2-Dichloropropane	ND	20	ug/L	2.6
1,1-Dichloropropene	ND	20	ug/L	2.6
Trichlorofluoromethane	ND	20	ug/L	4.2
Hexachlorobutadiene	ND	20	ug/L	6.0
2-Hexanone	ND	100	ug/L	8.2
Isopropylbenzene	ND	20	ug/L	2.6
p-Isopropyltoluene	ND	20	ug/L	2.4
tert-Butyl alcohol	ND	400	ug/L	78
4-Methyl-2-pentanone	ND	100	ug/L	6.4
Naphthalene	ND	20	ug/L	4.8
n-Propylbenzene	ND	20	ug/L	2.8
Styrene	ND	20	ug/L	2.2
1,1,1,2-Tetrachloroethane	ND	20	ug/L	4.6
1,2,3-Trichlorobenzene	ND	20	ug/L	3.4

(Continued on next page)

Tetra Tech NUS, Inc

Client Sample ID: DMW-18S-090208

GC/MS Volatiles

Lot-Sample #...: A8I030112-004 **Work Order #...:** KV6EC1CL **Matrix.....:** WG

PARAMETER	RESULT	REPORTING LIMIT	UNITS	MDL
1,2,4-Trichloro-benzene	ND	20	ug/L	3.0
1,2,3-Trichloropropane	ND	20	ug/L	8.6
1,1,2-Trichloro-1,2,2-trifluoroethane	ND	20	ug/L	5.6
1,2,4-Trimethylbenzene	ND	20	ug/L	2.4
Vinyl acetate	ND	40	ug/L	3.8
o-Xylene	ND	20	ug/L	2.8
Xylenes (total)	ND	40	ug/L	5.6
Methyl tert-butyl ether	ND	100	ug/L	3.4
m-Xylene & p-Xylene	ND	40	ug/L	4.8
1,2,3-Trimethylbenzene	ND	100	ug/L	0.12
Diisopropyl Ether (DIPE)	ND	100	ug/L	30
Ethyl-t-Butyl Ether (ETBE)	ND	100	ug/L	2.2
Tert-amyl methyl ether (TAME)	ND	100	ug/L	1.3
Benzene	ND	20	ug/L	2.6
Bromoform	ND	20	ug/L	13
Bromomethane	ND	20	ug/L	8.2
Carbon tetrachloride	ND	20	ug/L	2.6
Chlorobenzene	ND	20	ug/L	3.0
Chloroethane	ND	20	ug/L	5.8
Chloroform	**3.7 J**	**20**	**ug/L**	**3.2**
Chloromethane	ND	20	ug/L	6.0
1,1-Dichloroethane	ND	20	ug/L	3.0
1,2-Dichloroethane	**6.6 J**	**20**	**ug/L**	**4.4**
1,1-Dichloroethene	ND	20	ug/L	3.8
1,2-Dichloropropane	ND	20	ug/L	3.6
cis-1,3-Dichloropropene	ND	20	ug/L	2.8
trans-1,3-Dichloropropene	ND	20	ug/L	3.8
Ethylbenzene	ND	20	ug/L	3.4
Methylene chloride	**8.2 J**	**20**	**ug/L**	**6.6**
1,1,2,2-Tetrachloroethane	ND	20	ug/L	3.6
Tetrachloroethene	ND	20	ug/L	5.8
Toluene	ND	20	ug/L	2.6
1,1,1-Trichloroethane	ND	20	ug/L	4.4
Trichloroethene	**500**	**20**	**ug/L**	**3.4**
Vinyl chloride	**36**	**20**	**ug/L**	**4.4**

SURROGATE	PERCENT RECOVERY	RECOVERY LIMITS
Dibromofluoromethane	102	(73 - 122)
1,2-Dichloroethane-d4	108	(61 - 128)
Toluene-d8	103	(76 - 110)
4-Bromofluorobenzene	95	(74 - 116)

NOTE(S):

J Estimated result. Result is less than RL.

Tetra Tech NUS, Inc

DMW-18S-090208

GC/MS Volatiles

Lot-Sample #: A8I030112-004 **Work Order #:** KV6EC1CL **Matrix:** WG

MASS SPECTROMETER/DATA SYSTEM (MSDS) TENTATIVELY IDENTIFIED COMPOUNDS

PARAMETER	CAS #	ESTIMATED RESULT	RETENTION TIME	UNITS
None				ug/L

Tetra Tech NUS, Inc

Client Sample ID: TB-090308

GC/MS Volatiles

Lot-Sample #...: A8I040133-001 **Work Order #...:** KV8WV1AA **Matrix.....:** WQ
Date Sampled...: 09/03/08 07:30 **Date Received..:** 09/04/08
Prep Date.....: 09/05/08 **Analysis Date..:** 09/05/08
Prep Batch #...: 8252262
Dilution Factor: 1 **Initial Wgt/Vol:** 5 mL **Final Wgt/Vol..:** 5 mL
Method.....: SW846 8260B

PARAMETER	RESULT	REPORTING LIMIT	UNITS	MDL
Acetone	ND	5.0	ug/L	1.1
Bromobenzene	ND	1.0	ug/L	0.13
Bromochloromethane	ND	1.0	ug/L	0.29
Bromodichloromethane	ND	1.0	ug/L	0.15
2-Butanone	ND	5.0	ug/L	0.57
n-Butylbenzene	ND	1.0	ug/L	0.12
sec-Butylbenzene	ND	1.0	ug/L	0.13
tert-Butylbenzene	ND	1.0	ug/L	0.13
Carbon disulfide	ND	1.0	ug/L	0.13
Dibromochloromethane	ND	1.0	ug/L	0.18
1,2-Dibromo-3-chloro-propane	ND	2.0	ug/L	0.67
2-Chloroethyl vinyl ether	ND	5.0	ug/L	0.99
2-Chlorotoluene	ND	1.0	ug/L	0.11
4-Chlorotoluene	ND	1.0	ug/L	0.18
1,2-Dibromoethane	ND	1.0	ug/L	0.24
Dibromomethane	ND	1.0	ug/L	0.28
1,2-Dichlorobenzene	ND	1.0	ug/L	0.13
1,3-Dichlorobenzene	ND	1.0	ug/L	0.14
1,4-Dichlorobenzene	ND	1.0	ug/L	0.13
Dichlorodifluoromethane	ND	1.0	ug/L	0.31
cis-1,2-Dichloroethene	ND	1.0	ug/L	0.17
trans-1,2-Dichloroethene	ND	1.0	ug/L	0.19
1,3-Dichloropropane	ND	1.0	ug/L	0.16
2,2-Dichloropropane	ND	1.0	ug/L	0.13
1,1-Dichloropropene	ND	1.0	ug/L	0.13
Trichlorofluoromethane	ND	1.0	ug/L	0.21
Hexachlorobutadiene	ND	1.0	ug/L	0.30
2-Hexanone	ND	5.0	ug/L	0.41
Isopropylbenzene	ND	1.0	ug/L	0.13
p-Isopropyltoluene	ND	1.0	ug/L	0.12
tert-Butyl alcohol	ND	20	ug/L	3.9
4-Methyl-2-pentanone	ND	5.0	ug/L	0.32
Naphthalene	ND	1.0	ug/L	0.24
n-Propylbenzene	ND	1.0	ug/L	0.14
Styrene	ND	1.0	ug/L	0.11
1,1,1,2-Tetrachloroethane	ND	1.0	ug/L	0.23
1,2,3-Trichlorobenzene	ND	1.0	ug/L	0.17

(Continued on next page)

Tetra Tech NUS, Inc

Client Sample ID: TB-090308

GC/MS Volatiles

Lot-Sample #...: A8I040133-001 **Work Order #...:** KV8WV1AA **Matrix.....:** WQ

PARAMETER	RESULT	REPORTING LIMIT	UNITS	MDL
1,2,4-Trichloro-benzene	ND	1.0	ug/L	0.15
1,2,3-Trichloropropane	ND	1.0	ug/L	0.43
1,1,2-Trichloro-1,2,2-trifluoroethane	ND	1.0	ug/L	0.28
1,2,4-Trimethylbenzene	ND	1.0	ug/L	0.12
Vinyl acetate	ND	2.0	ug/L	0.19
o-Xylene	ND	1.0	ug/L	0.14
Xylenes (total)	ND	2.0	ug/L	0.28
Methyl tert-butyl ether	ND	5.0	ug/L	0.17
m-Xylene & p-Xylene	ND	2.0	ug/L	0.24
1,2,3-Trimethylbenzene	ND	5.0	ug/L	0.0059
Diisopropyl Ether (DIPE)	ND	5.0	ug/L	1.5
Ethyl-t-Butyl Ether (ETBE)	ND	5.0	ug/L	0.11
Tert-amyl methyl ether (TAME)	ND	5.0	ug/L	0.067
Benzene	ND	1.0	ug/L	0.13
Bromoform	ND	1.0	ug/L	0.64
Bromomethane	ND	1.0	ug/L	0.41
Carbon tetrachloride	ND	1.0	ug/L	0.13
Chlorobenzene	ND	1.0	ug/L	0.15
Chloroethane	ND	1.0	ug/L	0.29
Chloroform	ND	1.0	ug/L	0.16
Chloromethane	ND	1.0	ug/L	0.30
1,1-Dichloroethane	ND	1.0	ug/L	0.15
1,2-Dichloroethane	ND	1.0	ug/L	0.22
1,1-Dichloroethene	ND	1.0	ug/L	0.19
1,2-Dichloropropane	ND	1.0	ug/L	0.18
cis-1,3-Dichloropropene	ND	1.0	ug/L	0.14
trans-1,3-Dichloropropene	ND	1.0	ug/L	0.19
Ethylbenzene	ND	1.0	ug/L	0.17
Methylene chloride	ND	1.0	ug/L	0.33
1,1,2,2-Tetrachloroethane	ND	1.0	ug/L	0.18
Tetrachloroethene	ND	1.0	ug/L	0.29
Toluene	ND	1.0	ug/L	0.13
1,1,1-Trichloroethane	ND	1.0	ug/L	0.22
Trichloroethene	ND	1.0	ug/L	0.17
Vinyl chloride	ND	1.0	ug/L	0.22

SURROGATE	PERCENT RECOVERY	RECOVERY LIMITS
Dibromofluoromethane	99	(73 - 122)
1,2-Dichloroethane-d4	109	(61 - 128)
Toluene-d8	100	(76 - 110)
4-Bromofluorobenzene	95	(74 - 116)

Tetra Tech NUS, Inc

TB-090308

GC/MS Volatiles

Lot-Sample #: A8I040133-001 **Work Order #:** KV8WV1AA **Matrix:** WQ

MASS SPECTROMETER/DATA SYSTEM (MSDS) TENTATIVELY IDENTIFIED COMPOUNDS

PARAMETER	CAS #	ESTIMATED RESULT	RETENTION TIME	UNITS
None				ug/L

Tetra Tech NUS, Inc

Client Sample ID: DMW-14D-090308

GC/MS Volatiles

Lot-Sample #...: A8I040133-002 **Work Order #...:** KV8WX1EW **Matrix.....:** WG
Date Sampled...: 09/03/08 11:25 **Date Received..:** 09/04/08
Prep Date.....: 09/23/08 **Analysis Date..:** 09/23/08
Prep Batch #...: 8268174
Dilution Factor: 1 **Initial Wgt/Vol:** 5 mL **Final Wgt/Vol..:** 5 mL
Method.....: SW846 8260B

PARAMETER	RESULT	REPORTING LIMIT	UNITS	MDL
n-Butylbenzene	ND	1.0	ug/L	0.12
sec-Butylbenzene	ND	1.0	ug/L	0.13
tert-Butylbenzene	ND	1.0	ug/L	0.13
Carbon disulfide	ND	1.0	ug/L	0.13
Dibromochloromethane	ND	1.0	ug/L	0.18
1,2-Dibromo-3-chloro-propane	ND	2.0	ug/L	0.67
2-Chloroethyl vinyl ether	ND	5.0	ug/L	0.99
2-Chlorotoluene	ND	1.0	ug/L	0.11
Acetone	ND	5.0	ug/L	1.1
Bromobenzene	ND	1.0	ug/L	0.13
Bromochloromethane	ND	1.0	ug/L	0.29
Bromodichloromethane	ND	1.0	ug/L	0.15
2-Butanone	ND	5.0	ug/L	0.57
4-Chlorotoluene	ND	1.0	ug/L	0.18
Dichlorodifluoromethane	ND	1.0	ug/L	0.31
cis-1,2-Dichloroethene	ND	1.0	ug/L	0.17
trans-1,2-Dichloroethene	ND	1.0	ug/L	0.19
1,2-Dibromoethane	ND	1.0	ug/L	0.24
Dibromomethane	ND	1.0	ug/L	0.28
1,2-Dichlorobenzene	ND	1.0	ug/L	0.13
1,3-Dichlorobenzene	ND	1.0	ug/L	0.14
1,4-Dichlorobenzene	ND	1.0	ug/L	0.13
1,3-Dichloropropane	ND	1.0	ug/L	0.16
2,2-Dichloropropane	ND	1.0	ug/L	0.13
1,1-Dichloropropene	ND	1.0	ug/L	0.13
Trichlorofluoromethane	ND	1.0	ug/L	0.21
Hexachlorobutadiene	ND	1.0	ug/L	0.30
2-Hexanone	ND	5.0	ug/L	0.41
Isopropylbenzene	ND	1.0	ug/L	0.13
p-Isopropyltoluene	ND	1.0	ug/L	0.12
tert-Butyl alcohol	ND	20	ug/L	3.9
4-Methyl-2-pentanone	ND	5.0	ug/L	0.32
Naphthalene	ND	1.0	ug/L	0.24
n-Propylbenzene	ND	1.0	ug/L	0.14
Styrene	ND	1.0	ug/L	0.11
1,1,1,2-Tetrachloroethane	ND	1.0	ug/L	0.23
1,2,3-Trichlorobenzene	ND	1.0	ug/L	0.17

(Continued on next page)

Tetra Tech NUS, Inc

Client Sample ID: DMW-14D-090308

GC/MS Volatiles

Lot-Sample #...: A8I040133-002 **Work Order #...:** KV8WX1EW **Matrix.....:** WG

PARAMETER	RESULT	REPORTING LIMIT	UNITS	MDL
1,2,4-Trichloro-benzene	ND	1.0	ug/L	0.15
1,2,3-Trichloropropane	ND	1.0	ug/L	0.43
1,1,2-Trichloro-1,2,2-trifluoroethane	ND	1.0	ug/L	0.28
1,2,4-Trimethylbenzene	ND	1.0	ug/L	0.12
Vinyl acetate	ND	2.0	ug/L	0.19
o-Xylene	ND	1.0	ug/L	0.14
Xylenes (total)	ND	2.0	ug/L	0.28
Methyl tert-butyl ether	ND	5.0	ug/L	0.17
m-Xylene & p-Xylene	ND	2.0	ug/L	0.24
1,2,3-Trimethylbenzene	ND	5.0	ug/L	0.0059
Diisopropyl Ether (DIPE)	ND	5.0	ug/L	1.5
Ethyl-t-Butyl Ether (ETBE)	ND	5.0	ug/L	0.11
Tert-amyl methyl ether (TAME)	ND	5.0	ug/L	0.067
Benzene	ND	1.0	ug/L	0.13
Bromoform	ND	1.0	ug/L	0.64
Bromomethane	ND	1.0	ug/L	0.41
Carbon tetrachloride	ND	1.0	ug/L	0.13
Chlorobenzene	ND	1.0	ug/L	0.15
Chloroethane	ND	1.0	ug/L	0.29
Chloroform	ND	1.0	ug/L	0.16
Chloromethane	ND	1.0	ug/L	0.30
1,1-Dichloroethane	ND	1.0	ug/L	0.15
1,2-Dichloroethane	ND	1.0	ug/L	0.22
1,1-Dichloroethene	ND	1.0	ug/L	0.19
1,2-Dichloropropane	ND	1.0	ug/L	0.18
cis-1,3-Dichloropropene	ND	1.0	ug/L	0.14
trans-1,3-Dichloropropene	ND	1.0	ug/L	0.19
Ethylbenzene	ND	1.0	ug/L	0.17
Methylene chloride	ND	1.0	ug/L	0.33
1,1,2,2-Tetrachloroethane	ND	1.0	ug/L	0.18
Tetrachloroethene	ND	1.0	ug/L	0.29
Toluene	ND	1.0	ug/L	0.13
1,1,1-Trichloroethane	ND	1.0	ug/L	0.22
Trichloroethene	ND	1.0	ug/L	0.17
Vinyl chloride	ND	1.0	ug/L	0.22

SURROGATE	PERCENT RECOVERY	RECOVERY LIMITS
Dibromofluoromethane	116	(73 - 122)
1,2-Dichloroethane-d4	131 *	(61 - 128)
Toluene-d8	101	(76 - 110)
4-Bromofluorobenzene	102	(74 - 116)

NOTE(S):

* Surrogate recovery is outside stated control limits.

Tetra Tech NUS, Inc

DMW-14D-090308

GC/MS Volatiles

Lot-Sample #: A8I040133-002 **Work Order #:** KV8WX1EW **Matrix:** WG

MASS SPECTROMETER/DATA SYSTEM (MSDS) TENTATIVELY IDENTIFIED COMPOUNDS

PARAMETER	CAS #	ESTIMATED RESULT	RETENTION TIME	UNITS
None				ug/L

Tetra Tech NUS, Inc

Client Sample ID: TB-090508

GC/MS Volatiles

Lot-Sample #...: A8I060117-001 **Work Order #...:** KWEE51AA **Matrix.....:** WQ
Date Sampled...: 09/05/08 07:30 **Date Received..:** 09/06/08
Prep Date.....: 09/15/08 **Analysis Date..:** 09/15/08
Prep Batch #...: 8259301
Dilution Factor: 2 **Initial Wgt/Vol:** 5 mL **Final Wgt/Vol..:** 5 mL
Method.....: SW846 8260B

PARAMETER	RESULT	REPORTING LIMIT	UNITS	MDL
Acetone	**3.2 J**	**10**	**ug/L**	**2.2**
Bromobenzene	ND	2.0	ug/L	0.26
Bromochloromethane	ND	2.0	ug/L	0.58
Bromodichloromethane	**12**	**2.0**	**ug/L**	**0.30**
2-Butanone	ND	10	ug/L	1.1
n-Butylbenzene	ND	2.0	ug/L	0.24
sec-Butylbenzene	ND	2.0	ug/L	0.26
tert-Butylbenzene	ND	2.0	ug/L	0.26
Carbon disulfide	ND	2.0	ug/L	0.26
Dibromochloromethane	**1.8 J**	**2.0**	**ug/L**	**0.36**
1,2-Dibromo-3-chloro-propane	ND	4.0	ug/L	1.3
2-Chloroethyl vinyl ether	ND	10	ug/L	2.0
2-Chlorotoluene	ND	2.0	ug/L	0.22
4-Chlorotoluene	ND	2.0	ug/L	0.36
1,2-Dibromoethane	ND	2.0	ug/L	0.48
Dibromomethane	ND	2.0	ug/L	0.56
1,2-Dichlorobenzene	ND	2.0	ug/L	0.26
1,3-Dichlorobenzene	ND	2.0	ug/L	0.28
1,4-Dichlorobenzene	ND	2.0	ug/L	0.26
Dichlorodifluoromethane	ND	2.0	ug/L	0.62
cis-1,2-Dichloroethene	ND	2.0	ug/L	0.34
trans-1,2-Dichloroethene	ND	2.0	ug/L	0.38
1,3-Dichloropropane	ND	2.0	ug/L	0.32
2,2-Dichloropropane	ND	2.0	ug/L	0.26
1,1-Dichloropropene	ND	2.0	ug/L	0.26
Trichlorofluoromethane	ND	2.0	ug/L	0.42
Hexachlorobutadiene	ND	2.0	ug/L	0.60
2-Hexanone	ND	10	ug/L	0.82
Isopropylbenzene	ND	2.0	ug/L	0.26
p-Isopropyltoluene	ND	2.0	ug/L	0.24
tert-Butyl alcohol	ND	40	ug/L	7.8
4-Methyl-2-pentanone	ND	10	ug/L	0.64
Naphthalene	ND	2.0	ug/L	0.48
n-Propylbenzene	ND	2.0	ug/L	0.28
Styrene	ND	2.0	ug/L	0.22
1,1,1,2-Tetrachloroethane	ND	2.0	ug/L	0.46
1,2,3-Trichlorobenzene	ND	2.0	ug/L	0.34

(Continued on next page)

Tetra Tech NUS, Inc

Client Sample ID: TB-090508

GC/MS Volatiles

Lot-Sample #...: A8I060117-001 **Work Order #...:** KWEE51AA **Matrix.....:** WQ

PARAMETER	RESULT	REPORTING LIMIT	UNITS	MDL
1,2,4-Trichloro-benzene	ND	2.0	ug/L	0.30
1,2,3-Trichloropropane	ND	2.0	ug/L	0.86
1,1,2-Trichloro-1,2,2-trifluoroethane	ND	2.0	ug/L	0.56
1,2,4-Trimethylbenzene	ND	2.0	ug/L	0.24
Vinyl acetate	ND	4.0	ug/L	0.38
o-Xylene	ND	2.0	ug/L	0.28
Xylenes (total)	ND	4.0	ug/L	0.56
Methyl tert-butyl ether	ND	10	ug/L	0.34
m-Xylene & p-Xylene	ND	4.0	ug/L	0.48
1,2,3-Trimethylbenzene	ND	10	ug/L	0.012
Diisopropyl Ether (DIPE)	ND	10	ug/L	3.0
Ethyl-t-Butyl Ether (ETBE)	ND	10	ug/L	0.22
Tert-amyl methyl ether (TAME)	ND	10	ug/L	0.13
Benzene	ND	2.0	ug/L	0.26
Bromoform	ND	2.0	ug/L	1.3
Bromomethane	ND	2.0	ug/L	0.82
Carbon tetrachloride	ND	2.0	ug/L	0.26
Chlorobenzene	ND	2.0	ug/L	0.30
Chloroethane	ND	2.0	ug/L	0.58
Chloroform	**51**	**2.0**	**ug/L**	**0.32**
Chloromethane	ND	2.0	ug/L	0.60
1,1-Dichloroethane	ND	2.0	ug/L	0.30
1,2-Dichloroethane	ND	2.0	ug/L	0.44
1,1-Dichloroethene	ND	2.0	ug/L	0.38
1,2-Dichloropropane	ND	2.0	ug/L	0.36
cis-1,3-Dichloropropene	ND	2.0	ug/L	0.28
trans-1,3-Dichloropropene	ND	2.0	ug/L	0.38
Ethylbenzene	ND	2.0	ug/L	0.34
Methylene chloride	ND	2.0	ug/L	0.66
1,1,2,2-Tetrachloroethane	ND	2.0	ug/L	0.36
Tetrachloroethene	ND	2.0	ug/L	0.58
Toluene	ND	2.0	ug/L	0.26
1,1,1-Trichloroethane	ND	2.0	ug/L	0.44
Trichloroethene	ND	2.0	ug/L	0.34
Vinyl chloride	ND	2.0	ug/L	0.44

SURROGATE	PERCENT RECOVERY	RECOVERY LIMITS
Dibromofluoromethane	104	(73 - 122)
1,2-Dichloroethane-d4	109	(61 - 128)
Toluene-d8	102	(76 - 110)
4-Bromofluorobenzene	89	(74 - 116)

NOTE(S):

J Estimated result. Result is less than RL.

Tetra Tech NUS, Inc

TB-090508

GC/MS Volatiles

Lot-Sample #: A8I060117-001 **Work Order #:** KWEE51AA **Matrix:** WQ

MASS SPECTROMETER/DATA SYSTEM (MSDS) TENTATIVELY IDENTIFIED COMPOUNDS

PARAMETER	CAS #	ESTIMATED RESULT	RETENTION TIME	UNITS
None				ug/L

Tetra Tech NUS, Inc

Client Sample ID: DMW-17D-090508

GC/MS Volatiles

Lot-Sample #...: A8I060117-002 **Work Order #...:** KWEFC1CL **Matrix.....:** WG
Date Sampled...: 09/05/08 14:00 **Date Received..:** 09/06/08
Prep Date.....: 09/12/08 **Analysis Date..:** 09/12/08
Prep Batch #...: 8259083
Dilution Factor: 1 **Initial Wgt/Vol:** 5 mL **Final Wgt/Vol..:** 5 mL
Method.....: SW846 8260B

PARAMETER	RESULT	REPORTING LIMIT	UNITS	MDL
Acetone	**12**	**5.0**	**ug/L**	**1.1**
Bromobenzene	ND	1.0	ug/L	0.13
Bromochloromethane	ND	1.0	ug/L	0.29
Bromodichloromethane	ND	1.0	ug/L	0.15
2-Butanone	**1.0 J**	**5.0**	**ug/L**	**0.57**
n-Butylbenzene	ND	1.0	ug/L	0.12
sec-Butylbenzene	ND	1.0	ug/L	0.13
tert-Butylbenzene	ND	1.0	ug/L	0.13
Carbon disulfide	**0.95 J**	**1.0**	**ug/L**	**0.13**
Dibromochloromethane	ND	1.0	ug/L	0.18
1,2-Dibromo-3-chloro-propane	ND	2.0	ug/L	0.67
2-Chloroethyl vinyl ether	ND	5.0	ug/L	0.99
2-Chlorotoluene	ND	1.0	ug/L	0.11
4-Chlorotoluene	ND	1.0	ug/L	0.18
1,2-Dibromoethane	ND	1.0	ug/L	0.24
Dibromomethane	ND	1.0	ug/L	0.28
1,2-Dichlorobenzene	ND	1.0	ug/L	0.13
1,3-Dichlorobenzene	ND	1.0	ug/L	0.14
1,4-Dichlorobenzene	ND	1.0	ug/L	0.13
Dichlorodifluoromethane	ND	1.0	ug/L	0.31
cis-1,2-Dichloroethene	ND	1.0	ug/L	0.17
trans-1,2-Dichloroethene	ND	1.0	ug/L	0.19
1,3-Dichloropropane	ND	1.0	ug/L	0.16
2,2-Dichloropropane	ND	1.0	ug/L	0.13
1,1-Dichloropropene	ND	1.0	ug/L	0.13
Trichlorofluoromethane	ND	1.0	ug/L	0.21
Hexachlorobutadiene	ND	1.0	ug/L	0.30
2-Hexanone	ND	5.0	ug/L	0.41
Isopropylbenzene	ND	1.0	ug/L	0.13
p-Isopropyltoluene	ND	1.0	ug/L	0.12
tert-Butyl alcohol	ND	20	ug/L	3.9
4-Methyl-2-pentanone	ND	5.0	ug/L	0.32
Naphthalene	ND	1.0	ug/L	0.24
n-Propylbenzene	ND	1.0	ug/L	0.14
Styrene	ND	1.0	ug/L	0.11
1,1,1,2-Tetrachloroethane	ND	1.0	ug/L	0.23
1,2,3-Trichlorobenzene	ND	1.0	ug/L	0.17

(Continued on next page)

Tetra Tech NUS, Inc

Client Sample ID: DMW-17D-090508

GC/MS Volatiles

Lot-Sample #...: A8I060117-002 **Work Order #...:** KWEFC1CL **Matrix.....:** WG

PARAMETER	RESULT	REPORTING LIMIT	UNITS	MDL
1,2,4-Trichloro-benzene	ND	1.0	ug/L	0.15
1,2,3-Trichloropropane	ND	1.0	ug/L	0.43
1,1,2-Trichloro-1,2,2-trifluoroethane	ND	1.0	ug/L	0.28
1,2,4-Trimethylbenzene	ND	1.0	ug/L	0.12
Vinyl acetate	ND	2.0	ug/L	0.19
o-Xylene	ND	1.0	ug/L	0.14
Xylenes (total)	ND	2.0	ug/L	0.28
Methyl tert-butyl ether	ND	5.0	ug/L	0.17
m-Xylene & p-Xylene	ND	2.0	ug/L	0.24
1,2,3-Trimethylbenzene	ND	5.0	ug/L	0.0059
Diisopropyl Ether (DIPE)	ND	5.0	ug/L	1.5
Ethyl-t-Butyl Ether (ETBE)	ND	5.0	ug/L	0.11
Tert-amyl methyl ether (TAME)	ND	5.0	ug/L	0.067
Benzene	ND	1.0	ug/L	0.13
Bromoform	ND	1.0	ug/L	0.64
Bromomethane	ND	1.0	ug/L	0.41
Carbon tetrachloride	ND	1.0	ug/L	0.13
Chlorobenzene	ND	1.0	ug/L	0.15
Chloroethane	ND	1.0	ug/L	0.29
Chloroform	**0.42 J**	**1.0**	**ug/L**	**0.16**
Chloromethane	ND	1.0	ug/L	0.30
1,1-Dichloroethane	ND	1.0	ug/L	0.15
1,2-Dichloroethane	ND	1.0	ug/L	0.22
1,1-Dichloroethene	ND	1.0	ug/L	0.19
1,2-Dichloropropane	ND	1.0	ug/L	0.18
cis-1,3-Dichloropropene	ND	1.0	ug/L	0.14
trans-1,3-Dichloropropene	ND	1.0	ug/L	0.19
Ethylbenzene	ND	1.0	ug/L	0.17
Methylene chloride	ND	1.0	ug/L	0.33
1,1,2,2-Tetrachloroethane	ND	1.0	ug/L	0.18
Tetrachloroethene	ND	1.0	ug/L	0.29
Toluene	ND	1.0	ug/L	0.13
1,1,1-Trichloroethane	ND	1.0	ug/L	0.22
Trichloroethene	ND	1.0	ug/L	0.17
Vinyl chloride	ND	1.0	ug/L	0.22

SURROGATE	PERCENT RECOVERY	RECOVERY LIMITS
Dibromofluoromethane	106	(73 - 122)
1,2-Dichloroethane-d4	110	(61 - 128)
Toluene-d8	98	(76 - 110)
4-Bromofluorobenzene	94	(74 - 116)

NOTE(S):

J Estimated result. Result is less than RL.

Tetra Tech NUS, Inc

DMW-17D-090508

GC/MS Volatiles

Lot-Sample #: A8I060117-002 **Work Order #:** KWEFC1CL **Matrix:** WG

MASS SPECTROMETER/DATA SYSTEM (MSDS) TENTATIVELY IDENTIFIED COMPOUNDS

PARAMETER	CAS #	ESTIMATED RESULT	RETENTION TIME	UNITS
None				ug/L

METHOD BLANK REPORT

GC/MS Volatiles

Client Lot #...: 8H28126 **Work Order #...:** KWA4T1AA **Matrix.....:** WATER
MB Lot-Sample #: A8I050000-100

Prep Date.....: 09/04/08 **Final Wgt/Vol..:** 5 mL
Analysis Date..: 09/04/08 **Prep Batch #...:** 8249100
Dilution Factor: 1 **Initial Wgt/Vol:** 5 mL

PARAMETER	RESULT	REPORTING LIMIT	UNITS	METHOD
Acetone	ND	5.0	ug/L	SW846 8260B
Bromobenzene	ND	1.0	ug/L	SW846 8260B
Bromochloromethane	ND	1.0	ug/L	SW846 8260B
Bromodichloromethane	ND	1.0	ug/L	SW846 8260B
2-Butanone	ND	5.0	ug/L	SW846 8260B
n-Butylbenzene	ND	1.0	ug/L	SW846 8260B
sec-Butylbenzene	ND	1.0	ug/L	SW846 8260B
tert-Butylbenzene	ND	1.0	ug/L	SW846 8260B
Carbon disulfide	ND	1.0	ug/L	SW846 8260B
Dibromochloromethane	ND	1.0	ug/L	SW846 8260B
1,2-Dibromo-3-chloro-propane	ND	2.0	ug/L	SW846 8260B
2-Chloroethyl vinyl ether	ND	5.0	ug/L	SW846 8260B
2-Chlorotoluene	ND	1.0	ug/L	SW846 8260B
4-Chlorotoluene	ND	1.0	ug/L	SW846 8260B
1,2-Dibromoethane	ND	1.0	ug/L	SW846 8260B
Dibromomethane	ND	1.0	ug/L	SW846 8260B
1,2-Dichlorobenzene	ND	1.0	ug/L	SW846 8260B
1,3-Dichlorobenzene	ND	1.0	ug/L	SW846 8260B
1,4-Dichlorobenzene	ND	1.0	ug/L	SW846 8260B
Dichlorodifluoromethane	ND	1.0	ug/L	SW846 8260B
cis-1,2-Dichloroethene	ND	1.0	ug/L	SW846 8260B
trans-1,2-Dichloroethene	ND	1.0	ug/L	SW846 8260B
1,3-Dichloropropane	ND	1.0	ug/L	SW846 8260B
2,2-Dichloropropane	ND	1.0	ug/L	SW846 8260B
1,1-Dichloropropene	ND	1.0	ug/L	SW846 8260B
Trichlorofluoromethane	ND	1.0	ug/L	SW846 8260B
Hexachlorobutadiene	ND	1.0	ug/L	SW846 8260B
2-Hexanone	ND	5.0	ug/L	SW846 8260B
Isopropylbenzene	ND	1.0	ug/L	SW846 8260B
p-Isopropyltoluene	ND	1.0	ug/L	SW846 8260B
tert-Butyl alcohol	ND	20	ug/L	SW846 8260B
4-Methyl-2-pentanone	ND	5.0	ug/L	SW846 8260B
Naphthalene	**0.30 J**	**1.0**	**ug/L**	**SW846 8260B**
n-Propylbenzene	ND	1.0	ug/L	SW846 8260B
Styrene	ND	1.0	ug/L	SW846 8260B
1,1,1,2-Tetrachloroethane	ND	1.0	ug/L	SW846 8260B
1,2,3-Trichlorobenzene	**0.39 J**	**1.0**	**ug/L**	**SW846 8260B**
1,2,4-Trichloro-benzene	**0.22 J**	**1.0**	**ug/L**	**SW846 8260B**
1,2,3-Trichloropropane	ND	1.0	ug/L	SW846 8260B

(Continued on next page)

Tetra Tech NUS, Inc

Client Sample ID: DMW-3D-082708

GC/MS Semivolatiles

Lot-Sample #...: A8H280126-002 **Work Order #...:** KVXM02CM **Matrix.....:** WG
Date Sampled...: 08/27/08 11:18 **Date Received..:** 08/28/08
Prep Date.....: 09/03/08 **Analysis Date..:** 09/11/08
Prep Batch #...: 8247350
Dilution Factor: 1 **Initial Wgt/Vol:** 1040 mL **Final Wgt/Vol..:** 2 mL
Method.....: SW846 8270C

PARAMETER	RESULT	REPORTING LIMIT	UNITS	MDL
1,4-Dioxane	ND	1.0	ug/L	0.49

SURROGATE	PERCENT RECOVERY	RECOVERY LIMITS
Nitrobenzene-d5	54	(27 - 111)
2-Fluorobiphenyl	49	(28 - 110)
Terphenyl-d14	95	(37 - 119)
Phenol-d5	20	(10 - 110)
2-Fluorophenol	33	(10 - 110)
2,4,6-Tribromophenol	62	(22 - 120)

Tetra Tech NUS, Inc

Client Sample ID: DMW-3I-082708

GC/MS Semivolatiles

Lot-Sample #...:	A8H280126-003	**Work Order #...:**	KVXM22CM	**Matrix.....:**	WG
Date Sampled...:	08/27/08 12:36	**Date Received..:**	08/28/08		
Prep Date.....:	09/03/08	**Analysis Date..:**	09/11/08		
Prep Batch #...:	8247350				
Dilution Factor:	5	**Initial Wgt/Vol:**	1040 mL	**Final Wgt/Vol..:**	2 mL
		Method.....:	SW846 8270C		

PARAMETER	RESULT	REPORTING LIMIT	UNITS	MDL
1,4-Dioxane	**190**	**5.0**	**ug/L**	**2.4**

SURROGATE	PERCENT RECOVERY	RECOVERY LIMITS
Nitrobenzene-d5	55 DIL	(27 - 111)
2-Fluorobiphenyl	69 DIL	(28 - 110)
Terphenyl-d14	90 DIL	(37 - 119)
Phenol-d5	20 DIL	(10 - 110)
2-Fluorophenol	34 DIL	(10 - 110)
2,4,6-Tribromophenol	79 DIL	(22 - 120)

NOTE(S):

DIL The concentration is estimated or not reported due to dilution or the presence of interfering analytes.

Tetra Tech NUS, Inc

Client Sample ID: DMW-3S-082708

GC/MS Semivolatiles

Lot-Sample #...:	A8H280126-004	**Work Order #...:**	KVXM32CM	**Matrix.....:**	WG
Date Sampled...:	08/27/08 14:45	**Date Received..:**	08/28/08		
Prep Date.....:	09/03/08	**Analysis Date..:**	09/11/08		
Prep Batch #...:	8247350				
Dilution Factor:	5	**Initial Wgt/Vol:**	1040 mL	**Final Wgt/Vol..:**	2 mL
		Method.....:	SW846 8270C		

PARAMETER	RESULT	REPORTING LIMIT	UNITS	MDL
1,4-Dioxane	**150**	**5.0**	**ug/L**	**2.4**

SURROGATE	PERCENT RECOVERY	RECOVERY LIMITS
Nitrobenzene-d5	48 DIL	(27 - 111)
2-Fluorobiphenyl	60 DIL	(28 - 110)
Terphenyl-d14	81 DIL	(37 - 119)
Phenol-d5	17 DIL	(10 - 110)
2-Fluorophenol	28 DIL	(10 - 110)
2,4,6-Tribromophenol	70 DIL	(22 - 120)

NOTE(S):

DIL The concentration is estimated or not reported due to dilution or the presence of interfering analytes.

Tetra Tech NUS, Inc

Client Sample ID: DMW-7D-082808

GC/MS Semivolatiles

Lot-Sample #...: A8H290111-002 **Work Order #...:** KV1181CM **Matrix.....:** WG
Date Sampled...: 08/28/08 10:37 **Date Received..:** 08/29/08
Prep Date.....: 08/30/08 **Analysis Date..:** 09/03/08
Prep Batch #...: 8243015
Dilution Factor: 1 **Initial Wgt/Vol:** 1050 mL **Final Wgt/Vol..:** 2 mL
Method.....: SW846 8270C

PARAMETER	RESULT	REPORTING LIMIT	UNITS	MDL
1,4-Dioxane	ND	1.0	ug/L	0.49

SURROGATE	PERCENT RECOVERY	RECOVERY LIMITS
Nitrobenzene-d5	64	(27 - 111)
2-Fluorobiphenyl	53	(28 - 110)
Terphenyl-d14	87	(37 - 119)
Phenol-d5	59	(10 - 110)
2-Fluorophenol	61	(10 - 110)
2,4,6-Tribromophenol	60	(22 - 120)

Tetra Tech NUS, Inc

Client Sample ID: DMW-7I-082808

GC/MS Semivolatiles

Lot-Sample #...:	A8H290111-003	**Work Order #...:**	KV1191AD	**Matrix.....:**	WG
Date Sampled...:	08/28/08 11:52	**Date Received..:**	08/29/08		
Prep Date.....:	08/30/08	**Analysis Date..:**	09/03/08		
Prep Batch #...:	8243015				
Dilution Factor:	1	**Initial Wgt/Vol:**	1020 mL	**Final Wgt/Vol..:**	2 mL
		Method.....:	SW846 8270C		

PARAMETER	RESULT	REPORTING LIMIT	UNITS	MDL
1,4-Dioxane	**13**	**1.0**	**ug/L**	**0.49**

SURROGATE	PERCENT RECOVERY	RECOVERY LIMITS
Nitrobenzene-d5	69	(27 - 111)
2-Fluorobiphenyl	62	(28 - 110)
Terphenyl-d14	95	(37 - 119)
Phenol-d5	69	(10 - 110)
2-Fluorophenol	64	(10 - 110)
2,4,6-Tribromophenol	72	(22 - 120)

Tetra Tech NUS, Inc

Client Sample ID: MW-5-082808

GC/MS Semivolatiles

Lot-Sample #...:	A8H290111-004	**Work Order #...:**	KV12C1CM	**Matrix.....:**	WG
Date Sampled...:	08/28/08 15:02	**Date Received..:**	08/29/08		
Prep Date.....:	08/30/08	**Analysis Date..:**	09/03/08		
Prep Batch #...:	8243015				
Dilution Factor:	1	**Initial Wgt/Vol:**	1040 mL	**Final Wgt/Vol..:**	2 mL
		Method.....:	SW846 8270C		

PARAMETER	RESULT	REPORTING LIMIT	UNITS	MDL
1,4-Dioxane	**7.3**	**1.0**	**ug/L**	**0.49**

SURROGATE	PERCENT RECOVERY	RECOVERY LIMITS
Nitrobenzene-d5	59	(27 - 111)
2-Fluorobiphenyl	52	(28 - 110)
Terphenyl-d14	89	(37 - 119)
Phenol-d5	60	(10 - 110)
2-Fluorophenol	49	(10 - 110)
2,4,6-Tribromophenol	70	(22 - 120)

Tetra Tech NUS, Inc

Client Sample ID: DMW-2B-082908

GC/MS Semivolatiles

Lot-Sample #...: A8H300106-002 **Work Order #...:** KV3T61CM **Matrix.....:** WG
Date Sampled...: 08/29/08 10:51 **Date Received..:** 08/30/08
Prep Date.....: 08/31/08 **Analysis Date..:** 09/03/08
Prep Batch #...: 8243030
Dilution Factor: 1 **Initial Wgt/Vol:** 1030 mL **Final Wgt/Vol..:** 2 mL
Method.....: SW846 8270C

PARAMETER	RESULT	REPORTING LIMIT	UNITS	MDL
1,4-Dioxane	ND	1.0	ug/L	0.49

SURROGATE	PERCENT RECOVERY	RECOVERY LIMITS
Nitrobenzene-d5	70	(27 - 111)
2-Fluorobiphenyl	65	(28 - 110)
Terphenyl-d14	92	(37 - 119)
Phenol-d5	68	(10 - 110)
2-Fluorophenol	62	(10 - 110)
2,4,6-Tribromophenol	54	(22 - 120)

Tetra Tech NUS, Inc

Client Sample ID: DMW-2A-082908

GC/MS Semivolatiles

Lot-Sample #...:	A8H300106-003	**Work Order #...:**	KV3T71CM	**Matrix.....:**	WG
Date Sampled...:	08/29/08 12:01	**Date Received..:**	08/30/08		
Prep Date.....:	08/31/08	**Analysis Date..:**	09/08/08		
Prep Batch #...:	8243030				
Dilution Factor:	12.5	**Initial Wgt/Vol:**	1030 mL	**Final Wgt/Vol..:**	2 mL
		Method.....:	SW846 8270C		

PARAMETER	RESULT	REPORTING LIMIT	UNITS	MDL
1,4-Dioxane	**490**	**12**	**ug/L**	**6.1**

SURROGATE	PERCENT RECOVERY	RECOVERY LIMITS
Nitrobenzene-d5	67 DIL	(27 - 111)
2-Fluorobiphenyl	104 DIL	(28 - 110)
Terphenyl-d14	120 DIL,*	(37 - 119)
Phenol-d5	65 DIL	(10 - 110)
2-Fluorophenol	67 DIL	(10 - 110)
2,4,6-Tribromophenol	100 DIL	(22 - 120)

NOTE(S):

DIL The concentration is estimated or not reported due to dilution or the presence of interfering analytes.

* Surrogate recovery is outside stated control limits.

Tetra Tech NUS, Inc

Client Sample ID: DMW-18I-090208

GC/MS Semivolatiles

Lot-Sample #...:	A8I030112-002	**Work Order #...:**	KV6DR1CM	**Matrix.....:**	WG
Date Sampled...:	09/02/08 10:47	**Date Received..:**	09/03/08		
Prep Date.....:	09/03/08	**Analysis Date..:**	09/11/08		
Prep Batch #...:	8247350				
Dilution Factor:	2	**Initial Wgt/Vol:**	1040 mL	**Final Wgt/Vol..:**	2 mL
		Method.....:	SW846 8270C		

PARAMETER	RESULT	REPORTING LIMIT	UNITS	MDL
1,4-Dioxane	**62**	**2.0**	**ug/L**	**0.98**

SURROGATE	PERCENT RECOVERY	RECOVERY LIMITS
Nitrobenzene-d5	57 DIL	(27 - 111)
2-Fluorobiphenyl	46 DIL	(28 - 110)
Terphenyl-d14	89 DIL	(37 - 119)
Phenol-d5	19 DIL	(10 - 110)
2-Fluorophenol	31 DIL	(10 - 110)
2,4,6-Tribromophenol	62 DIL	(22 - 120)

NOTE(S):

DIL The concentration is estimated or not reported due to dilution or the presence of interfering analytes.

Tetra Tech NUS, Inc

Client Sample ID: DMW-18D-090208

GC/MS Semivolatiles

Lot-Sample #...: A8I030112-003 **Work Order #...:** KV6D91CM **Matrix.....:** WG
Date Sampled...: 09/02/08 12:05 **Date Received..:** 09/03/08
Prep Date.....: 09/03/08 **Analysis Date..:** 09/11/08
Prep Batch #...: 8247350
Dilution Factor: 1 **Initial Wgt/Vol:** 1030 mL **Final Wgt/Vol..:** 2 mL
Method.....: SW846 8270C

PARAMETER	RESULT	REPORTING LIMIT	UNITS	MDL
1,4-Dioxane	ND	1.0	ug/L	0.49

SURROGATE	PERCENT RECOVERY	RECOVERY LIMITS
Nitrobenzene-d5	38	(27 - 111)
2-Fluorobiphenyl	30	(28 - 110)
Terphenyl-d14	70	(37 - 119)
Phenol-d5	15	(10 - 110)
2-Fluorophenol	25	(10 - 110)
2,4,6-Tribromophenol	39	(22 - 120)

Tetra Tech NUS, Inc

Client Sample ID: DMW-18S-090208

GC/MS Semivolatiles

Lot-Sample #...: A8I030112-004 **Work Order #...:** KV6EC1CM **Matrix.....:** WG
Date Sampled...: 09/02/08 15:01 **Date Received..:** 09/03/08
Prep Date.....: 09/03/08 **Analysis Date..:** 09/11/08
Prep Batch #...: 8247350
Dilution Factor: 1 **Initial Wgt/Vol:** 1040 mL **Final Wgt/Vol..:** 2 mL
Method.....: SW846 8270C

PARAMETER	RESULT	REPORTING LIMIT	UNITS	MDL
1,4-Dioxane	**11**	**1.0**	**ug/L**	**0.49**

SURROGATE	PERCENT RECOVERY	RECOVERY LIMITS
Nitrobenzene-d5	47	(27 - 111)
2-Fluorobiphenyl	36	(28 - 110)
Terphenyl-d14	79	(37 - 119)
Phenol-d5	18	(10 - 110)
2-Fluorophenol	29	(10 - 110)
2,4,6-Tribromophenol	56	(22 - 120)

Tetra Tech NUS, Inc

Client Sample ID: DMW-17D-090508

GC/MS Semivolatiles

Lot-Sample #...: A8I060117-002 **Work Order #...:** KWEFC2CM **Matrix.....:** WG
Date Sampled...: 09/05/08 14:00 **Date Received..:** 09/06/08
Prep Date.....: 09/11/08 **Analysis Date..:** 09/16/08
Prep Batch #...: 8255106
Dilution Factor: 1 **Initial Wgt/Vol:** 1040 mL **Final Wgt/Vol..:** 2 mL
Method.....: SW846 8270C

PARAMETER	RESULT	REPORTING LIMIT	UNITS	MDL
1,4-Dioxane	ND	1.0	ug/L	0.49

SURROGATE	PERCENT RECOVERY	RECOVERY LIMITS
Nitrobenzene-d5	66	(27 - 111)
2-Fluorobiphenyl	50	(28 - 110)
Terphenyl-d14	51	(37 - 119)
Phenol-d5	62	(10 - 110)
2-Fluorophenol	59	(10 - 110)
2,4,6-Tribromophenol	62	(22 - 120)

TestAmerica

THE LEADER IN ENVIRONMENTAL TESTING

METALS DATA

Tetra Tech NUS, Inc

Client Sample ID: DMW-3D-082708

TOTAL Metals

Lot-Sample #...: A8H280126-002 **Matrix.....:** WG
Date Sampled...: 08/27/08 11:18 **Date Received..:** 08/28/08

PARAMETER	RESULT	REPORTING LIMIT	UNITS	METHOD	PREPARATION-ANALYSIS DATE	WORK ORDER #
Prep Batch #...: 8246022						
Silver	**0.017 B**	**1.0**	**ug/L**	**SW846 6020**	**09/02-09/05/08**	**KVXM01AR**
		Dilution Factor: 1		Analysis Time..: 09:07	Analyst ID.....: 001637	
		Instrument ID..: I8		MDL.....: 0.0026		
Arsenic	**1.2 B**	**5.0**	**ug/L**	**SW846 6020**	**09/02-09/05/08**	**KVXM01AD**
		Dilution Factor: 1		Analysis Time..: 09:07	Analyst ID.....: 001637	
		Instrument ID..: I8		MDL.....: 0.13		
Barium	**107 J**	**1.0**	**ug/L**	**SW846 6020**	**09/02-09/05/08**	**KVXM01AE**
		Dilution Factor: 1		Analysis Time..: 09:07	Analyst ID.....: 001637	
		Instrument ID..: I8		MDL.....: 0.014		
Beryllium	**1.1**	**1.0**	**ug/L**	**SW846 6020**	**09/02-09/05/08**	**KVXM01AF**
		Dilution Factor: 1		Analysis Time..: 09:07	Analyst ID.....: 001637	
		Instrument ID..: I8		MDL.....: 0.012		
Cadmium	**0.51 B**	**1.0**	**ug/L**	**SW846 6020**	**09/02-09/05/08**	**KVXM01AG**
		Dilution Factor: 1		Analysis Time..: 09:07	Analyst ID.....: 001637	
		Instrument ID..: I8		MDL.....: 0.0061		
Cobalt	**74.4 J**	**1.0**	**ug/L**	**SW846 6020**	**09/02-09/05/08**	**KVXM01AH**
		Dilution Factor: 1		Analysis Time..: 09:07	Analyst ID.....: 001637	
		Instrument ID..: I8		MDL.....: 0.0041		
Chromium	**3.6 J**	**2.0**	**ug/L**	**SW846 6020**	**09/02-09/05/08**	**KVXM01AW**
		Dilution Factor: 1		Analysis Time..: 09:07	Analyst ID.....: 001637	
		Instrument ID..: I8		MDL.....: 0.069		
Copper	**20.5 J**	**2.0**	**ug/L**	**SW846 6020**	**09/02-09/05/08**	**KVXM01AJ**
		Dilution Factor: 1		Analysis Time..: 09:07	Analyst ID.....: 001637	
		Instrument ID..: I8		MDL.....: 0.051		
Iron	**1620 J**	**50.0**	**ug/L**	**SW846 6020**	**09/02-09/05/08**	**KVXM01AK**
		Dilution Factor: 1		Analysis Time..: 09:07	Analyst ID.....: 001637	
		Instrument ID..: I8		MDL.....: 1.1		
Manganese	**559 J**	**1.0**	**ug/L**	**SW846 6020**	**09/02-09/05/08**	**KVXM01AM**
		Dilution Factor: 1		Analysis Time..: 09:07	Analyst ID.....: 001637	
		Instrument ID..: I8		MDL.....: 0.027		

(Continued on next page)

Tetra Tech NUS, Inc

Client Sample ID: DMW-3D-082708

TOTAL Metals

Lot-Sample #...: A8H280126-002 **Matrix.....:** WG

PARAMETER	RESULT	REPORTING LIMIT	UNITS	METHOD	PREPARATION-ANALYSIS DATE	WORK ORDER #
Molybdenum	**0.52 B,J**	**2.0**	**ug/L**	**SW846 6020**	**09/02-09/05/08**	**KVXM01AN**
		Dilution Factor: 1		Analysis Time..: 09:07	Analyst ID.....: 001637	
		Instrument ID..: I8		MDL.....: 0.12		
Nickel	**86.7 J**	**2.0**	**ug/L**	**SW846 6020**	**09/02-09/05/08**	**KVXM01AP**
		Dilution Factor: 1		Analysis Time..: 09:07	Analyst ID.....: 001637	
		Instrument ID..: I8		MDL.....: 0.053		
Lead	**4.3 J**	**1.0**	**ug/L**	**SW846 6020**	**09/02-09/05/08**	**KVXM01AL**
		Dilution Factor: 1		Analysis Time..: 09:07	Analyst ID.....: 001637	
		Instrument ID..: I8		MDL.....: 0.018		
Antimony	**0.28 B,J**	**2.0**	**ug/L**	**SW846 6020**	**09/02-09/05/08**	**KVXM01AC**
		Dilution Factor: 1		Analysis Time..: 09:07	Analyst ID.....: 001637	
		Instrument ID..: I8		MDL.....: 0.035		
Selenium	**0.67 B**	**5.0**	**ug/L**	**SW846 6020**	**09/02-09/05/08**	**KVXM01AQ**
		Dilution Factor: 1		Analysis Time..: 09:07	Analyst ID.....: 001637	
		Instrument ID..: I8		MDL.....: 0.14		
Thallium	**0.45 B,J**	**1.0**	**ug/L**	**SW846 6020**	**09/02-09/05/08**	**KVXM01AT**
		Dilution Factor: 1		Analysis Time..: 09:07	Analyst ID.....: 001637	
		Instrument ID..: I8		MDL.....: 0.11		
Vanadium	**2.0 B**	**20.0**	**ug/L**	**SW846 6020**	**09/02-09/05/08**	**KVXM01AU**
		Dilution Factor: 1		Analysis Time..: 09:07	Analyst ID.....: 001637	
		Instrument ID..: I8		MDL.....: 0.46		
Zinc	**132 J**	**20.0**	**ug/L**	**SW846 6020**	**09/02-09/05/08**	**KVXM01AV**
		Dilution Factor: 1		Analysis Time..: 09:07	Analyst ID.....: 001637	
		Instrument ID..: I8		MDL.....: 0.20		
Mercury	**0.42**	**0.20**	**ug/L**	**SW846 7470A**	**09/02-09/03/08**	**KVXM01AX**
		Dilution Factor: 1		Analysis Time..: 07:16	Analyst ID.....: 001637	
		Instrument ID..: H1		MDL.....: 0.10		

NOTE(S):

B Estimated result. Result is less than RL.

J Method blank contamination. The associated method blank contains the target analyte at a reportable level.

Tetra Tech NUS, Inc

Client Sample ID: DMW-3D-082708

DISSOLVED Metals

Lot-Sample #...: A8H280126-002 **Matrix.....:** WG
Date Sampled...: 08/27/08 11:18 **Date Received..:** 08/28/08

PARAMETER	RESULT	REPORTING LIMIT	UNITS	METHOD	PREPARATION-ANALYSIS DATE	WORK ORDER #
Prep Batch #...: 8246022						
Silver	ND	1.0	ug/L	SW846 6020	09/02-09/05/08	KVXM01CE
		Dilution Factor: 1		Analysis Time..: 09:15	Analyst ID.....: 001637	
		Instrument ID..: I8		MDL.....: 0.0026		
Arsenic	**0.84 B**	**5.0**	**ug/L**	**SW846 6020**	**09/02-09/05/08**	**KVXM01A1**
		Dilution Factor: 1		Analysis Time..: 09:15	Analyst ID.....: 001637	
		Instrument ID..: I8		MDL.....: 0.13		
Barium	**103 J**	**1.0**	**ug/L**	**SW846 6020**	**09/02-09/05/08**	**KVXM01A2**
		Dilution Factor: 1		Analysis Time..: 09:15	Analyst ID.....: 001637	
		Instrument ID..: I8		MDL.....: 0.014		
Beryllium	**0.99 B**	**1.0**	**ug/L**	**SW846 6020**	**09/02-09/05/08**	**KVXM01A3**
		Dilution Factor: 1		Analysis Time..: 09:15	Analyst ID.....: 001637	
		Instrument ID..: I8		MDL.....: 0.012		
Cadmium	**0.11 B**	**1.0**	**ug/L**	**SW846 6020**	**09/02-09/05/08**	**KVXM01A4**
		Dilution Factor: 1		Analysis Time..: 09:15	Analyst ID.....: 001637	
		Instrument ID..: I8		MDL.....: 0.0061		
Cobalt	**72.6 J**	**1.0**	**ug/L**	**SW846 6020**	**09/02-09/05/08**	**KVXM01A5**
		Dilution Factor: 1		Analysis Time..: 09:15	Analyst ID.....: 001637	
		Instrument ID..: I8		MDL.....: 0.0041		
Chromium	**1.3 B,J**	**2.0**	**ug/L**	**SW846 6020**	**09/02-09/05/08**	**KVXM01CJ**
		Dilution Factor: 1		Analysis Time..: 09:15	Analyst ID.....: 001637	
		Instrument ID..: I8		MDL.....: 0.069		
Copper	**0.35 B,J**	**2.0**	**ug/L**	**SW846 6020**	**09/02-09/05/08**	**KVXM01A6**
		Dilution Factor: 1		Analysis Time..: 09:15	Analyst ID.....: 001637	
		Instrument ID..: I8		MDL.....: 0.051		
Iron	**1120 J**	**50.0**	**ug/L**	**SW846 6020**	**09/02-09/05/08**	**KVXM01A7**
		Dilution Factor: 1		Analysis Time..: 09:15	Analyst ID.....: 001637	
		Instrument ID..: I8		MDL.....: 1.1		
Manganese	**556 J**	**1.0**	**ug/L**	**SW846 6020**	**09/02-09/05/08**	**KVXM01A9**
		Dilution Factor: 1		Analysis Time..: 09:15	Analyst ID.....: 001637	
		Instrument ID..: I8		MDL.....: 0.027		

(Continued on next page)

Tetra Tech NUS, Inc

Client Sample ID: DMW-3D-082708

DISSOLVED Metals

Lot-Sample #...: A8H280126-002 **Matrix.....:** WG

PARAMETER	RESULT	REPORTING LIMIT	UNITS	METHOD	PREPARATION-ANALYSIS DATE	WORK ORDER #
Molybdenum	**0.20 B,J**	**2.0**	**ug/L**	**SW846 6020**	**09/02-09/05/08**	**KVXM01CA**
		Dilution Factor: 1		Analysis Time..: 09:15	Analyst ID.....: 001637	
		Instrument ID..: I8		MDL.....: 0.12		
Nickel	**84.6 J**	**2.0**	**ug/L**	**SW846 6020**	**09/02-09/05/08**	**KVXM01CC**
		Dilution Factor: 1		Analysis Time..: 09:15	Analyst ID.....: 001637	
		Instrument ID..: I8		MDL.....: 0.053		
Lead	**0.18 B,J**	**1.0**	**ug/L**	**SW846 6020**	**09/02-09/05/08**	**KVXM01A8**
		Dilution Factor: 1		Analysis Time..: 09:15	Analyst ID.....: 001637	
		Instrument ID..: I8		MDL.....: 0.018		
Antimony	**0.068 B,J**	**2.0**	**ug/L**	**SW846 6020**	**09/02-09/05/08**	**KVXM01A0**
		Dilution Factor: 1		Analysis Time..: 09:15	Analyst ID.....: 001637	
		Instrument ID..: I8		MDL.....: 0.035		
Selenium	**0.44 B**	**5.0**	**ug/L**	**SW846 6020**	**09/02-09/05/08**	**KVXM01CD**
		Dilution Factor: 1		Analysis Time..: 09:15	Analyst ID.....: 001637	
		Instrument ID..: I8		MDL.....: 0.14		
Thallium	**0.19 B,J**	**1.0**	**ug/L**	**SW846 6020**	**09/02-09/05/08**	**KVXM01CF**
		Dilution Factor: 1		Analysis Time..: 09:15	Analyst ID.....: 001637	
		Instrument ID..: I8		MDL.....: 0.11		
Vanadium	**0.62 B**	**20.0**	**ug/L**	**SW846 6020**	**09/02-09/05/08**	**KVXM01CG**
		Dilution Factor: 1		Analysis Time..: 09:15	Analyst ID.....: 001637	
		Instrument ID..: I8		MDL.....: 0.46		
Zinc	**119 J**	**20.0**	**ug/L**	**SW846 6020**	**09/02-09/05/08**	**KVXM01CH**
		Dilution Factor: 1		Analysis Time..: 09:15	Analyst ID.....: 001637	
		Instrument ID..: I8		MDL.....: 0.20		
Mercury	ND	0.20	ug/L	SW846 7470A	09/02-09/03/08	KVXM01CK
		Dilution Factor: 1		Analysis Time..: 07:17	Analyst ID.....: 001637	
		Instrument ID..: H1		MDL.....: 0.10		

NOTE(S):

B Estimated result. Result is less than RL.

J Method blank contamination. The associated method blank contains the target analyte at a reportable level.

Tetra Tech NUS, Inc

Client Sample ID: DMW-3I-082708

TOTAL Metals

Lot-Sample #...: A8H280126-003 **Matrix.....:** WG
Date Sampled...: 08/27/08 12:36 **Date Received..:** 08/28/08

PARAMETER	RESULT	REPORTING LIMIT	UNITS	METHOD	PREPARATION-ANALYSIS DATE	WORK ORDER #
Prep Batch #...: 8246022						
Silver	**0.025 B**	**1.0**	**ug/L**	**SW846 6020**	**09/02-09/05/08**	**KVXM21A4**
		Dilution Factor: 1		Analysis Time..: 09:19	Analyst ID.....: 001637	
		Instrument ID..: I8		MDL.....: 0.0026		
Arsenic	**4.0 B**	**5.0**	**ug/L**	**SW846 6020**	**09/02-09/05/08**	**KVXM21AP**
		Dilution Factor: 1		Analysis Time..: 09:19	Analyst ID.....: 001637	
		Instrument ID..: I8		MDL.....: 0.13		
Barium	**12.9 J**	**1.0**	**ug/L**	**SW846 6020**	**09/02-09/05/08**	**KVXM21AQ**
		Dilution Factor: 1		Analysis Time..: 09:19	Analyst ID.....: 001637	
		Instrument ID..: I8		MDL.....: 0.014		
Beryllium	**0.19 B**	**1.0**	**ug/L**	**SW846 6020**	**09/02-09/05/08**	**KVXM21AR**
		Dilution Factor: 1		Analysis Time..: 09:19	Analyst ID.....: 001637	
		Instrument ID..: I8		MDL.....: 0.012		
Cadmium	**478**	**1.0**	**ug/L**	**SW846 6020**	**09/02-09/05/08**	**KVXM21AT**
		Dilution Factor: 1		Analysis Time..: 09:19	Analyst ID.....: 001637	
		Instrument ID..: I8		MDL.....: 0.0061		
Cobalt	**180 J**	**1.0**	**ug/L**	**SW846 6020**	**09/02-09/05/08**	**KVXM21AU**
		Dilution Factor: 1		Analysis Time..: 09:19	Analyst ID.....: 001637	
		Instrument ID..: I8		MDL.....: 0.0041		
Chromium	**6.5 J**	**2.0**	**ug/L**	**SW846 6020**	**09/02-09/05/08**	**KVXM21A8**
		Dilution Factor: 1		Analysis Time..: 09:19	Analyst ID.....: 001637	
		Instrument ID..: I8		MDL.....: 0.069		
Copper	**68.4 J**	**2.0**	**ug/L**	**SW846 6020**	**09/02-09/05/08**	**KVXM21AV**
		Dilution Factor: 1		Analysis Time..: 09:19	Analyst ID.....: 001637	
		Instrument ID..: I8		MDL.....: 0.051		
Iron	**52900 J**	**50.0**	**ug/L**	**SW846 6020**	**09/02-09/05/08**	**KVXM21AW**
		Dilution Factor: 1		Analysis Time..: 09:19	Analyst ID.....: 001637	
		Instrument ID..: I8		MDL.....: 1.1		
Manganese	**4680 J**	**1.0**	**ug/L**	**SW846 6020**	**09/02-09/05/08**	**KVXM21A0**
		Dilution Factor: 1		Analysis Time..: 09:19	Analyst ID.....: 001637	
		Instrument ID..: I8		MDL.....: 0.027		

(Continued on next page)

Tetra Tech NUS, Inc

Client Sample ID: DMW-3I-082708

TOTAL Metals

Lot-Sample #...: A8H280126-003 **Matrix.....:** WG

PARAMETER	RESULT	REPORTING LIMIT	UNITS	METHOD	PREPARATION-ANALYSIS DATE	WORK ORDER #
Molybdenum	**0.38 B,J**	**2.0**	**ug/L**	**SW846 6020**	**09/02-09/05/08**	**KVXM21A1**
		Dilution Factor: 1		Analysis Time..: 09:19	Analyst ID.....: 001637	
		Instrument ID..: I8		MDL.....: 0.12		
Nickel	**45.2 J**	**2.0**	**ug/L**	**SW846 6020**	**09/02-09/05/08**	**KVXM21A2**
		Dilution Factor: 1		Analysis Time..: 09:19	Analyst ID.....: 001637	
		Instrument ID..: I8		MDL.....: 0.053		
Lead	**3.9 J**	**1.0**	**ug/L**	**SW846 6020**	**09/02-09/05/08**	**KVXM21AX**
		Dilution Factor: 1		Analysis Time..: 09:19	Analyst ID.....: 001637	
		Instrument ID..: I8		MDL.....: 0.018		
Antimony	**0.33 B,J**	**2.0**	**ug/L**	**SW846 6020**	**09/02-09/05/08**	**KVXM21AN**
		Dilution Factor: 1		Analysis Time..: 09:19	Analyst ID.....: 001637	
		Instrument ID..: I8		MDL.....: 0.035		
Selenium	**3.3 B**	**5.0**	**ug/L**	**SW846 6020**	**09/02-09/05/08**	**KVXM21A3**
		Dilution Factor: 1		Analysis Time..: 09:19	Analyst ID.....: 001637	
		Instrument ID..: I8		MDL.....: 0.14		
Thallium	**0.46 B,J**	**1.0**	**ug/L**	**SW846 6020**	**09/02-09/05/08**	**KVXM21A5**
		Dilution Factor: 1		Analysis Time..: 09:19	Analyst ID.....: 001637	
		Instrument ID..: I8		MDL.....: 0.11		
Vanadium	**11.8 B**	**20.0**	**ug/L**	**SW846 6020**	**09/02-09/05/08**	**KVXM21A6**
		Dilution Factor: 1		Analysis Time..: 09:19	Analyst ID.....: 001637	
		Instrument ID..: I8		MDL.....: 0.46		
Zinc	**209 J**	**20.0**	**ug/L**	**SW846 6020**	**09/02-09/05/08**	**KVXM21A7**
		Dilution Factor: 1		Analysis Time..: 09:19	Analyst ID.....: 001637	
		Instrument ID..: I8		MDL.....: 0.20		
Mercury	**0.74**	**0.20**	**ug/L**	**SW846 7470A**	**09/02-09/03/08**	**KVXM21A9**
		Dilution Factor: 1		Analysis Time..: 07:18	Analyst ID.....: 001637	
		Instrument ID..: H1		MDL.....: 0.10		

NOTE(S):

B Estimated result. Result is less than RL.

J Method blank contamination. The associated method blank contains the target analyte at a reportable level.

Tetra Tech NUS, Inc

Client Sample ID: DMW-3I-082708

DISSOLVED Metals

Lot-Sample #...: A8H280126-003 **Matrix.....:** WG
Date Sampled...: 08/27/08 12:36 **Date Received..:** 08/28/08

PARAMETER	RESULT	REPORTING LIMIT	UNITS	METHOD	PREPARATION-ANALYSIS DATE	WORK ORDER #
Prep Batch #...: 8246022						
Silver	ND	1.0	ug/L	SW846 6020	09/02-09/05/08	KVXM21CE
		Dilution Factor: 1		Analysis Time..: 09:24	Analyst ID.....: 001637	
		Instrument ID..: I8		MDL.....: 0.0026		
Arsenic	**4.1 B**	**5.0**	**ug/L**	**SW846 6020**	**09/02-09/05/08**	**KVXM21AC**
		Dilution Factor: 1		Analysis Time..: 09:24	Analyst ID.....: 001637	
		Instrument ID..: I8		MDL.....: 0.13		
Barium	**10.2 J**	**1.0**	**ug/L**	**SW846 6020**	**09/02-09/05/08**	**KVXM21AD**
		Dilution Factor: 1		Analysis Time..: 09:24	Analyst ID.....: 001637	
		Instrument ID..: I8		MDL.....: 0.014		
Beryllium	**0.18 B**	**1.0**	**ug/L**	**SW846 6020**	**09/02-09/05/08**	**KVXM21AE**
		Dilution Factor: 1		Analysis Time..: 09:24	Analyst ID.....: 001637	
		Instrument ID..: I8		MDL.....: 0.012		
Cadmium	**45.7**	**1.0**	**ug/L**	**SW846 6020**	**09/02-09/05/08**	**KVXM21AF**
		Dilution Factor: 1		Analysis Time..: 09:24	Analyst ID.....: 001637	
		Instrument ID..: I8		MDL.....: 0.0061		
Cobalt	**208 J**	**1.0**	**ug/L**	**SW846 6020**	**09/02-09/05/08**	**KVXM21AG**
		Dilution Factor: 1		Analysis Time..: 09:24	Analyst ID.....: 001637	
		Instrument ID..: I8		MDL.....: 0.0041		
Chromium	**2.1 J**	**2.0**	**ug/L**	**SW846 6020**	**09/02-09/05/08**	**KVXM21CJ**
		Dilution Factor: 1		Analysis Time..: 09:24	Analyst ID.....: 001637	
		Instrument ID..: I8		MDL.....: 0.069		
Copper	**4.6 J**	**2.0**	**ug/L**	**SW846 6020**	**09/02-09/05/08**	**KVXM21AH**
		Dilution Factor: 1		Analysis Time..: 09:24	Analyst ID.....: 001637	
		Instrument ID..: I8		MDL.....: 0.051		
Iron	**60300 J**	**50.0**	**ug/L**	**SW846 6020**	**09/02-09/05/08**	**KVXM21AJ**
		Dilution Factor: 1		Analysis Time..: 09:24	Analyst ID.....: 001637	
		Instrument ID..: I8		MDL.....: 1.1		
Manganese	**5430 J**	**1.0**	**ug/L**	**SW846 6020**	**09/02-09/05/08**	**KVXM21AL**
		Dilution Factor: 1		Analysis Time..: 09:24	Analyst ID.....: 001637	
		Instrument ID..: I8		MDL.....: 0.027		

(Continued on next page)

Tetra Tech NUS, Inc

Client Sample ID: DMW-3I-082708

DISSOLVED Metals

Lot-Sample #...: A8H280126-003 **Matrix.....:** WG

PARAMETER	RESULT	REPORTING LIMIT	UNITS	METHOD	PREPARATION-ANALYSIS DATE	WORK ORDER #
Molybdenum	**0.16 B,J**	**2.0**	**ug/L**	**SW846 6020**	**09/02-09/05/08**	**KVXM21CA**
		Dilution Factor: 1		Analysis Time..: 09:24	Analyst ID.....: 001637	
		Instrument ID..: I8		MDL.....: 0.12		
Nickel	**51.5 J**	**2.0**	**ug/L**	**SW846 6020**	**09/02-09/05/08**	**KVXM21CC**
		Dilution Factor: 1		Analysis Time..: 09:24	Analyst ID.....: 001637	
		Instrument ID..: I8		MDL.....: 0.053		
Lead	**0.84 B,J**	**1.0**	**ug/L**	**SW846 6020**	**09/02-09/05/08**	**KVXM21AK**
		Dilution Factor: 1		Analysis Time..: 09:24	Analyst ID.....: 001637	
		Instrument ID..: I8		MDL.....: 0.018		
Antimony	**0.12 B,J**	**2.0**	**ug/L**	**SW846 6020**	**09/02-09/05/08**	**KVXM21AA**
		Dilution Factor: 1		Analysis Time..: 09:24	Analyst ID.....: 001637	
		Instrument ID..: I8		MDL.....: 0.035		
Selenium	**3.5 B**	**5.0**	**ug/L**	**SW846 6020**	**09/02-09/05/08**	**KVXM21CD**
		Dilution Factor: 1		Analysis Time..: 09:24	Analyst ID.....: 001637	
		Instrument ID..: I8		MDL.....: 0.14		
Thallium	**0.36 B,J**	**1.0**	**ug/L**	**SW846 6020**	**09/02-09/05/08**	**KVXM21CF**
		Dilution Factor: 1		Analysis Time..: 09:24	Analyst ID.....: 001637	
		Instrument ID..: I8		MDL.....: 0.11		
Vanadium	**7.0 B**	**20.0**	**ug/L**	**SW846 6020**	**09/02-09/05/08**	**KVXM21CG**
		Dilution Factor: 1		Analysis Time..: 09:24	Analyst ID.....: 001637	
		Instrument ID..: I8		MDL.....: 0.46		
Zinc	**209 J**	**20.0**	**ug/L**	**SW846 6020**	**09/02-09/05/08**	**KVXM21CH**
		Dilution Factor: 1		Analysis Time..: 09:24	Analyst ID.....: 001637	
		Instrument ID..: I8		MDL.....: 0.20		
Mercury	**0.14 B**	**0.20**	**ug/L**	**SW846 7470A**	**09/02-09/03/08**	**KVXM21CK**
		Dilution Factor: 1		Analysis Time..: 07:20	Analyst ID.....: 001637	
		Instrument ID..: H1		MDL.....: 0.10		

NOTE(S):

B Estimated result. Result is less than RL.

J Method blank contamination. The associated method blank contains the target analyte at a reportable level.

Tetra Tech NUS, Inc

Client Sample ID: DMW-3S-082708

TOTAL Metals

Lot-Sample #...: A8H280126-004 **Matrix.....:** WG
Date Sampled...: 08/27/08 14:45 **Date Received..:** 08/28/08

PARAMETER	RESULT	REPORTING LIMIT	UNITS	METHOD	PREPARATION-ANALYSIS DATE	WORK ORDER #
Prep Batch #...: 8246022						
Silver	**0.15 B**	**1.0**	**ug/L**	**SW846 6020**	**09/02-09/05/08**	**KVXM31A4**
		Dilution Factor: 1		Analysis Time..: 09:28	Analyst ID.....: 001637	
		Instrument ID..: I8		MDL.....: 0.0026		
Arsenic	**15.4**	**5.0**	**ug/L**	**SW846 6020**	**09/02-09/05/08**	**KVXM31AP**
		Dilution Factor: 1		Analysis Time..: 09:28	Analyst ID.....: 001637	
		Instrument ID..: I8		MDL.....: 0.13		
Barium	**92.9 J**	**1.0**	**ug/L**	**SW846 6020**	**09/02-09/05/08**	**KVXM31AQ**
		Dilution Factor: 1		Analysis Time..: 09:28	Analyst ID.....: 001637	
		Instrument ID..: I8		MDL.....: 0.014		
Beryllium	**0.026 B**	**1.0**	**ug/L**	**SW846 6020**	**09/02-09/05/08**	**KVXM31AR**
		Dilution Factor: 1		Analysis Time..: 09:28	Analyst ID.....: 001637	
		Instrument ID..: I8		MDL.....: 0.012		
Cadmium	**0.24 B**	**1.0**	**ug/L**	**SW846 6020**	**09/02-09/05/08**	**KVXM31AT**
		Dilution Factor: 1		Analysis Time..: 09:28	Analyst ID.....: 001637	
		Instrument ID..: I8		MDL.....: 0.0061		
Cobalt	**0.78 B,J**	**1.0**	**ug/L**	**SW846 6020**	**09/02-09/05/08**	**KVXM31AU**
		Dilution Factor: 1		Analysis Time..: 09:28	Analyst ID.....: 001637	
		Instrument ID..: I8		MDL.....: 0.0041		
Chromium	**3.8 J**	**2.0**	**ug/L**	**SW846 6020**	**09/02-09/05/08**	**KVXM31A8**
		Dilution Factor: 1		Analysis Time..: 09:28	Analyst ID.....: 001637	
		Instrument ID..: I8		MDL.....: 0.069		
Copper	**5.6 J**	**2.0**	**ug/L**	**SW846 6020**	**09/02-09/05/08**	**KVXM31AV**
		Dilution Factor: 1		Analysis Time..: 09:28	Analyst ID.....: 001637	
		Instrument ID..: I8		MDL.....: 0.051		
Iron	**2020 J**	**50.0**	**ug/L**	**SW846 6020**	**09/02-09/05/08**	**KVXM31AW**
		Dilution Factor: 1		Analysis Time..: 09:28	Analyst ID.....: 001637	
		Instrument ID..: I8		MDL.....: 1.1		
Manganese	**288 J**	**1.0**	**ug/L**	**SW846 6020**	**09/02-09/05/08**	**KVXM31A0**
		Dilution Factor: 1		Analysis Time..: 09:28	Analyst ID.....: 001637	
		Instrument ID..: I8		MDL.....: 0.027		

(Continued on next page)

Tetra Tech NUS, Inc

Client Sample ID: DMW-3S-082708

TOTAL Metals

Lot-Sample #...: A8H280126-004 **Matrix.....:** WG

PARAMETER	RESULT	REPORTING LIMIT	UNITS	METHOD	PREPARATION-ANALYSIS DATE	WORK ORDER #
Molybdenum	**7.2 J**	**2.0**	**ug/L**	**SW846 6020**	**09/02-09/05/08**	**KVXM31A1**
		Dilution Factor: 1		Analysis Time..: 09:28	Analyst ID.....: 001637	
		Instrument ID..: I8		MDL.....: 0.12		
Nickel	**1.7 B,J**	**2.0**	**ug/L**	**SW846 6020**	**09/02-09/05/08**	**KVXM31A2**
		Dilution Factor: 1		Analysis Time..: 09:28	Analyst ID.....: 001637	
		Instrument ID..: I8		MDL.....: 0.053		
Lead	**8.9 J**	**1.0**	**ug/L**	**SW846 6020**	**09/02-09/05/08**	**KVXM31AX**
		Dilution Factor: 1		Analysis Time..: 09:28	Analyst ID.....: 001637	
		Instrument ID..: I8		MDL.....: 0.018		
Antimony	**0.65 B,J**	**2.0**	**ug/L**	**SW846 6020**	**09/02-09/05/08**	**KVXM31AN**
		Dilution Factor: 1		Analysis Time..: 09:28	Analyst ID.....: 001637	
		Instrument ID..: I8		MDL.....: 0.035		
Selenium	**0.32 B**	**5.0**	**ug/L**	**SW846 6020**	**09/02-09/05/08**	**KVXM31A3**
		Dilution Factor: 1		Analysis Time..: 09:28	Analyst ID.....: 001637	
		Instrument ID..: I8		MDL.....: 0.14		
Thallium	**0.12 B,J**	**1.0**	**ug/L**	**SW846 6020**	**09/02-09/05/08**	**KVXM31A5**
		Dilution Factor: 1		Analysis Time..: 09:28	Analyst ID.....: 001637	
		Instrument ID..: I8		MDL.....: 0.11		
Vanadium	**2.6 B**	**20.0**	**ug/L**	**SW846 6020**	**09/02-09/05/08**	**KVXM31A6**
		Dilution Factor: 1		Analysis Time..: 09:28	Analyst ID.....: 001637	
		Instrument ID..: I8		MDL.....: 0.46		
Zinc	**24.2 J**	**20.0**	**ug/L**	**SW846 6020**	**09/02-09/05/08**	**KVXM31A7**
		Dilution Factor: 1		Analysis Time..: 09:28	Analyst ID.....: 001637	
		Instrument ID..: I8		MDL.....: 0.20		
Mercury	ND	0.20	ug/L	SW846 7470A	09/02-09/03/08	KVXM31A9
		Dilution Factor: 1		Analysis Time..: 07:21	Analyst ID.....: 001637	
		Instrument ID..: H1		MDL.....: 0.10		

NOTE(S):

B Estimated result. Result is less than RL.

J Method blank contamination. The associated method blank contains the target analyte at a reportable level.

Tetra Tech NUS, Inc

Client Sample ID: DMW-3S-082708

DISSOLVED Metals

Lot-Sample #...: A8H280126-004 **Matrix.....:** WG
Date Sampled...: 08/27/08 14:45 **Date Received..:** 08/28/08

PARAMETER	RESULT	REPORTING LIMIT	UNITS	METHOD	PREPARATION-ANALYSIS DATE	WORK ORDER #
Prep Batch #...: 8246022						
Silver	**0.0090 B**	**1.0**	**ug/L**	**SW846 6020**	**09/02-09/05/08**	**KVXM31CE**
		Dilution Factor: 1		Analysis Time..: 09:42	Analyst ID.....: 001637	
		Instrument ID..: I8		MDL.....: 0.0026		
Arsenic	**18.7**	**5.0**	**ug/L**	**SW846 6020**	**09/02-09/05/08**	**KVXM31AC**
		Dilution Factor: 1		Analysis Time..: 09:42	Analyst ID.....: 001637	
		Instrument ID..: I8		MDL.....: 0.13		
Barium	**99.5 J**	**1.0**	**ug/L**	**SW846 6020**	**09/02-09/05/08**	**KVXM31AD**
		Dilution Factor: 1		Analysis Time..: 09:42	Analyst ID.....: 001637	
		Instrument ID..: I8		MDL.....: 0.014		
Beryllium	**0.015 B**	**1.0**	**ug/L**	**SW846 6020**	**09/02-09/05/08**	**KVXM31AE**
		Dilution Factor: 1		Analysis Time..: 09:42	Analyst ID.....: 001637	
		Instrument ID..: I8		MDL.....: 0.012		
Cadmium	**0.023 B**	**1.0**	**ug/L**	**SW846 6020**	**09/02-09/05/08**	**KVXM31AF**
		Dilution Factor: 1		Analysis Time..: 09:42	Analyst ID.....: 001637	
		Instrument ID..: I8		MDL.....: 0.0061		
Cobalt	**0.68 B,J**	**1.0**	**ug/L**	**SW846 6020**	**09/02-09/05/08**	**KVXM31AG**
		Dilution Factor: 1		Analysis Time..: 09:42	Analyst ID.....: 001637	
		Instrument ID..: I8		MDL.....: 0.0041		
Chromium	**1.4 B,J**	**2.0**	**ug/L**	**SW846 6020**	**09/02-09/05/08**	**KVXM31CJ**
		Dilution Factor: 1		Analysis Time..: 09:42	Analyst ID.....: 001637	
		Instrument ID..: I8		MDL.....: 0.069		
Copper	**0.63 B,J**	**2.0**	**ug/L**	**SW846 6020**	**09/02-09/05/08**	**KVXM31AH**
		Dilution Factor: 1		Analysis Time..: 09:42	Analyst ID.....: 001637	
		Instrument ID..: I8		MDL.....: 0.051		
Iron	**299 J**	**50.0**	**ug/L**	**SW846 6020**	**09/02-09/05/08**	**KVXM31AJ**
		Dilution Factor: 1		Analysis Time..: 09:42	Analyst ID.....: 001637	
		Instrument ID..: I8		MDL.....: 1.1		
Manganese	**232 J**	**1.0**	**ug/L**	**SW846 6020**	**09/02-09/05/08**	**KVXM31AL**
		Dilution Factor: 1		Analysis Time..: 09:42	Analyst ID.....: 001637	
		Instrument ID..: I8		MDL.....: 0.027		

(Continued on next page)

Tetra Tech NUS, Inc

Client Sample ID: DMW-3S-082708

DISSOLVED Metals

Lot-Sample #...: A8H280126-004 **Matrix.....:** WG

PARAMETER	RESULT	REPORTING LIMIT	UNITS	METHOD	PREPARATION-ANALYSIS DATE	WORK ORDER #
Molybdenum	**10.2 J**	**2.0**	**ug/L**	**SW846 6020**	**09/02-09/05/08**	**KVXM31CA**
		Dilution Factor: 1		Analysis Time..: 09:42	Analyst ID.....: 001637	
		Instrument ID..: I8		MDL.....: 0.12		
Nickel	**0.65 B,J**	**2.0**	**ug/L**	**SW846 6020**	**09/02-09/05/08**	**KVXM31CC**
		Dilution Factor: 1		Analysis Time..: 09:42	Analyst ID.....: 001637	
		Instrument ID..: I8		MDL.....: 0.053		
Lead	**1.0 J**	**1.0**	**ug/L**	**SW846 6020**	**09/02-09/05/08**	**KVXM31AK**
		Dilution Factor: 1		Analysis Time..: 09:42	Analyst ID.....: 001637	
		Instrument ID..: I8		MDL.....: 0.018		
Antimony	**0.36 B,J**	**2.0**	**ug/L**	**SW846 6020**	**09/02-09/05/08**	**KVXM31AA**
		Dilution Factor: 1		Analysis Time..: 09:42	Analyst ID.....: 001637	
		Instrument ID..: I8		MDL.....: 0.035		
Selenium	**0.22 B**	**5.0**	**ug/L**	**SW846 6020**	**09/02-09/05/08**	**KVXM31CD**
		Dilution Factor: 1		Analysis Time..: 09:42	Analyst ID.....: 001637	
		Instrument ID..: I8		MDL.....: 0.14		
Thallium	**0.20 B,J**	**1.0**	**ug/L**	**SW846 6020**	**09/02-09/05/08**	**KVXM31CF**
		Dilution Factor: 1		Analysis Time..: 09:42	Analyst ID.....: 001637	
		Instrument ID..: I8		MDL.....: 0.11		
Vanadium	**1.9 B**	**20.0**	**ug/L**	**SW846 6020**	**09/02-09/05/08**	**KVXM31CG**
		Dilution Factor: 1		Analysis Time..: 09:42	Analyst ID.....: 001637	
		Instrument ID..: I8		MDL.....: 0.46		
Zinc	**8.5 B,J**	**20.0**	**ug/L**	**SW846 6020**	**09/02-09/05/08**	**KVXM31CH**
		Dilution Factor: 1		Analysis Time..: 09:42	Analyst ID.....: 001637	
		Instrument ID..: I8		MDL.....: 0.20		
Mercury	ND	0.20	ug/L	SW846 7470A	09/02-09/03/08	KVXM31CK
		Dilution Factor: 1		Analysis Time..: 07:27	Analyst ID.....: 001637	
		Instrument ID..: H1		MDL.....: 0.10		

NOTE(S):

B Estimated result. Result is less than RL.

J Method blank contamination. The associated method blank contains the target analyte at a reportable level.

Tetra Tech NUS, Inc

Client Sample ID: DMW-7D-082808

TOTAL Metals

Lot-Sample #...: A8H290111-002 **Matrix.....:** WG
Date Sampled...: 08/28/08 10:37 **Date Received..:** 08/29/08

PARAMETER	RESULT	REPORTING LIMIT	UNITS	METHOD	PREPARATION-ANALYSIS DATE	WORK ORDER #
Prep Batch #...: 8246022						
Silver	**0.010 B**	**1.0**	**ug/L**	**SW846 6020**	**09/02-09/05/08**	**KV1181AR**
		Dilution Factor: 1		Analysis Time..: 09:46	Analyst ID.....: 001637	
		Instrument ID..: I8		MDL.....: 0.0026		
Arsenic	**0.91 B**	**5.0**	**ug/L**	**SW846 6020**	**09/02-09/05/08**	**KV1181AD**
		Dilution Factor: 1		Analysis Time..: 09:46	Analyst ID.....: 001637	
		Instrument ID..: I8		MDL.....: 0.13		
Barium	**36.3 J**	**1.0**	**ug/L**	**SW846 6020**	**09/02-09/05/08**	**KV1181AE**
		Dilution Factor: 1		Analysis Time..: 09:46	Analyst ID.....: 001637	
		Instrument ID..: I8		MDL.....: 0.014		
Beryllium	**0.66 B**	**1.0**	**ug/L**	**SW846 6020**	**09/02-09/05/08**	**KV1181AF**
		Dilution Factor: 1		Analysis Time..: 09:46	Analyst ID.....: 001637	
		Instrument ID..: I8		MDL.....: 0.012		
Cadmium	**1.9**	**1.0**	**ug/L**	**SW846 6020**	**09/02-09/05/08**	**KV1181AG**
		Dilution Factor: 1		Analysis Time..: 09:46	Analyst ID.....: 001637	
		Instrument ID..: I8		MDL.....: 0.0061		
Cobalt	**7.6 J**	**1.0**	**ug/L**	**SW846 6020**	**09/02-09/05/08**	**KV1181AH**
		Dilution Factor: 1		Analysis Time..: 09:46	Analyst ID.....: 001637	
		Instrument ID..: I8		MDL.....: 0.0041		
Chromium	**2.4 J**	**2.0**	**ug/L**	**SW846 6020**	**09/02-09/05/08**	**KV1181AW**
		Dilution Factor: 1		Analysis Time..: 09:46	Analyst ID.....: 001637	
		Instrument ID..: I8		MDL.....: 0.069		
Copper	**31.0 J**	**2.0**	**ug/L**	**SW846 6020**	**09/02-09/05/08**	**KV1181AJ**
		Dilution Factor: 1		Analysis Time..: 09:46	Analyst ID.....: 001637	
		Instrument ID..: I8		MDL.....: 0.051		
Iron	**7140 J**	**50.0**	**ug/L**	**SW846 6020**	**09/02-09/05/08**	**KV1181AK**
		Dilution Factor: 1		Analysis Time..: 09:46	Analyst ID.....: 001637	
		Instrument ID..: I8		MDL.....: 1.1		
Manganese	**60.0 J**	**1.0**	**ug/L**	**SW846 6020**	**09/02-09/05/08**	**KV1181AM**
		Dilution Factor: 1		Analysis Time..: 09:46	Analyst ID.....: 001637	
		Instrument ID..: I8		MDL.....: 0.027		

(Continued on next page)

Tetra Tech NUS, Inc

Client Sample ID: DMW-7D-082808

TOTAL Metals

Lot-Sample #...: A8H290111-002 **Matrix.....:** WG

PARAMETER	RESULT	REPORTING LIMIT	UNITS	METHOD	PREPARATION-ANALYSIS DATE	WORK ORDER #
Molybdenum	**0.66 B,J**	**2.0**	**ug/L**	**SW846 6020**	**09/02-09/05/08**	**KV1181AN**
		Dilution Factor: 1		Analysis Time..: 09:46	Analyst ID.....: 001637	
		Instrument ID..: I8		MDL.....: 0.12		
Nickel	**15.0 J**	**2.0**	**ug/L**	**SW846 6020**	**09/02-09/05/08**	**KV1181AP**
		Dilution Factor: 1		Analysis Time..: 09:46	Analyst ID.....: 001637	
		Instrument ID..: I8		MDL.....: 0.053		
Lead	**12.1 J**	**1.0**	**ug/L**	**SW846 6020**	**09/02-09/05/08**	**KV1181AL**
		Dilution Factor: 1		Analysis Time..: 09:46	Analyst ID.....: 001637	
		Instrument ID..: I8		MDL.....: 0.018		
Antimony	**0.094 B,J**	**2.0**	**ug/L**	**SW846 6020**	**09/02-09/05/08**	**KV1181AC**
		Dilution Factor: 1		Analysis Time..: 09:46	Analyst ID.....: 001637	
		Instrument ID..: I8		MDL.....: 0.035		
Selenium	ND	5.0	ug/L	SW846 6020	09/02-09/05/08	KV1181AQ
		Dilution Factor: 1		Analysis Time..: 09:46	Analyst ID.....: 001637	
		Instrument ID..: I8		MDL.....: 0.14		
Thallium	**0.13 B,J**	**1.0**	**ug/L**	**SW846 6020**	**09/02-09/05/08**	**KV1181AT**
		Dilution Factor: 1		Analysis Time..: 09:46	Analyst ID.....: 001637	
		Instrument ID..: I8		MDL.....: 0.11		
Vanadium	ND	20.0	ug/L	SW846 6020	09/02-09/05/08	KV1181AU
		Dilution Factor: 1		Analysis Time..: 09:46	Analyst ID.....: 001637	
		Instrument ID..: I8		MDL.....: 0.46		
Zinc	**82.0 J**	**20.0**	**ug/L**	**SW846 6020**	**09/02-09/05/08**	**KV1181AV**
		Dilution Factor: 1		Analysis Time..: 09:46	Analyst ID.....: 001637	
		Instrument ID..: I8		MDL.....: 0.20		
Mercury	ND	0.20	ug/L	SW846 7470A	09/02-09/03/08	KV1181AX
		Dilution Factor: 1		Analysis Time..: 07:28	Analyst ID.....: 001637	
		Instrument ID..: H1		MDL.....: 0.10		

NOTE(S):

B Estimated result. Result is less than RL.

J Method blank contamination. The associated method blank contains the target analyte at a reportable level.

Tetra Tech NUS, Inc

Client Sample ID: DMW-7D-082808

DISSOLVED Metals

Lot-Sample #...: A8H290111-002 **Matrix.....:** WG
Date Sampled...: 08/28/08 10:37 **Date Received..:** 08/29/08

PARAMETER	RESULT	REPORTING LIMIT	UNITS	METHOD	PREPARATION-ANALYSIS DATE	WORK ORDER #
Prep Batch #...: 8246022						
Silver	ND	1.0	ug/L	SW846 6020	09/02-09/05/08	KV1181CE
		Dilution Factor: 1		Analysis Time..: 09:50	Analyst ID.....: 001637	
		Instrument ID..: I8		MDL.....: 0.0026		
Arsenic	**0.25 B**	**5.0**	**ug/L**	**SW846 6020**	**09/02-09/05/08**	**KV1181A1**
		Dilution Factor: 1		Analysis Time..: 09:50	Analyst ID.....: 001637	
		Instrument ID..: I8		MDL.....: 0.13		
Barium	**37.0 J**	**1.0**	**ug/L**	**SW846 6020**	**09/02-09/05/08**	**KV1181A2**
		Dilution Factor: 1		Analysis Time..: 09:50	Analyst ID.....: 001637	
		Instrument ID..: I8		MDL.....: 0.014		
Beryllium	**0.52 B**	**1.0**	**ug/L**	**SW846 6020**	**09/02-09/05/08**	**KV1181A3**
		Dilution Factor: 1		Analysis Time..: 09:50	Analyst ID.....: 001637	
		Instrument ID..: I8		MDL.....: 0.012		
Cadmium	**1.9**	**1.0**	**ug/L**	**SW846 6020**	**09/02-09/05/08**	**KV1181A4**
		Dilution Factor: 1		Analysis Time..: 09:50	Analyst ID.....: 001637	
		Instrument ID..: I8		MDL.....: 0.0061		
Cobalt	**7.9 J**	**1.0**	**ug/L**	**SW846 6020**	**09/02-09/05/08**	**KV1181A5**
		Dilution Factor: 1		Analysis Time..: 09:50	Analyst ID.....: 001637	
		Instrument ID..: I8		MDL.....: 0.0041		
Chromium	**0.44 B,J**	**2.0**	**ug/L**	**SW846 6020**	**09/02-09/05/08**	**KV1181CJ**
		Dilution Factor: 1		Analysis Time..: 09:50	Analyst ID.....: 001637	
		Instrument ID..: I8		MDL.....: 0.069		
Copper	**25.0 J**	**2.0**	**ug/L**	**SW846 6020**	**09/02-09/05/08**	**KV1181A6**
		Dilution Factor: 1		Analysis Time..: 09:50	Analyst ID.....: 001637	
		Instrument ID..: I8		MDL.....: 0.051		
Iron	**779 J**	**50.0**	**ug/L**	**SW846 6020**	**09/02-09/05/08**	**KV1181A7**
		Dilution Factor: 1		Analysis Time..: 09:50	Analyst ID.....: 001637	
		Instrument ID..: I8		MDL.....: 1.1		
Manganese	**62.7 J**	**1.0**	**ug/L**	**SW846 6020**	**09/02-09/05/08**	**KV1181A9**
		Dilution Factor: 1		Analysis Time..: 09:50	Analyst ID.....: 001637	
		Instrument ID..: I8		MDL.....: 0.027		

(Continued on next page)

Tetra Tech NUS, Inc

Client Sample ID: DMW-7D-082808

DISSOLVED Metals

Lot-Sample #...: A8H290111-002 **Matrix.....:** WG

PARAMETER	RESULT	REPORTING LIMIT	UNITS	METHOD	PREPARATION-ANALYSIS DATE	WORK ORDER #
Molybdenum	**0.15 B,J**	**2.0**	**ug/L**	**SW846 6020**	**09/02-09/05/08**	**KV1181CA**
		Dilution Factor: 1		Analysis Time..: 09:50	Analyst ID.....: 001637	
		Instrument ID..: I8		MDL.....: 0.12		
Nickel	**15.8 J**	**2.0**	**ug/L**	**SW846 6020**	**09/02-09/05/08**	**KV1181CC**
		Dilution Factor: 1		Analysis Time..: 09:50	Analyst ID.....: 001637	
		Instrument ID..: I8		MDL.....: 0.053		
Lead	**1.6 J**	**1.0**	**ug/L**	**SW846 6020**	**09/02-09/05/08**	**KV1181A8**
		Dilution Factor: 1		Analysis Time..: 09:50	Analyst ID.....: 001637	
		Instrument ID..: I8		MDL.....: 0.018		
Antimony	**0.039 B,J**	**2.0**	**ug/L**	**SW846 6020**	**09/02-09/05/08**	**KV1181A0**
		Dilution Factor: 1		Analysis Time..: 09:50	Analyst ID.....: 001637	
		Instrument ID..: I8		MDL.....: 0.035		
Selenium	ND	5.0	ug/L	SW846 6020	09/02-09/05/08	KV1181CD
		Dilution Factor: 1		Analysis Time..: 09:50	Analyst ID.....: 001637	
		Instrument ID..: I8		MDL.....: 0.14		
Thallium	ND	1.0	ug/L	SW846 6020	09/02-09/05/08	KV1181CF
		Dilution Factor: 1		Analysis Time..: 09:50	Analyst ID.....: 001637	
		Instrument ID..: I8		MDL.....: 0.11		
Vanadium	ND	20.0	ug/L	SW846 6020	09/02-09/05/08	KV1181CG
		Dilution Factor: 1		Analysis Time..: 09:50	Analyst ID.....: 001637	
		Instrument ID..: I8		MDL.....: 0.46		
Zinc	**86.1 J**	**20.0**	**ug/L**	**SW846 6020**	**09/02-09/05/08**	**KV1181CH**
		Dilution Factor: 1		Analysis Time..: 09:50	Analyst ID.....: 001637	
		Instrument ID..: I8		MDL.....: 0.20		
Mercury	ND	0.20	ug/L	SW846 7470A	09/02-09/03/08	KV1181CK
		Dilution Factor: 1		Analysis Time..: 07:29	Analyst ID.....: 001637	
		Instrument ID..: H1		MDL.....: 0.10		

NOTE(S):

B Estimated result. Result is less than RL.

J Method blank contamination. The associated method blank contains the target analyte at a reportable level.

Tetra Tech NUS, Inc

Client Sample ID: DMW-7I-082808

TOTAL Metals

Lot-Sample #...: A8H290111-003 **Matrix.....:** WG
Date Sampled...: 08/28/08 11:52 **Date Received..:** 08/29/08

PARAMETER	RESULT	REPORTING LIMIT	UNITS	METHOD	PREPARATION-ANALYSIS DATE	WORK ORDER #
Prep Batch #...: 8246022						
Silver	ND	1.0	ug/L	SW846 6020	09/02-09/05/08	KV1191A0
		Dilution Factor: 1		Analysis Time..: 09:54	Analyst ID.....: 001637	
		Instrument ID..: I8		MDL.....: 0.0026		
Arsenic	**10**	**5.0**	**ug/L**	**SW846 6020**	**09/02-09/05/08**	**KV1191AK**
		Dilution Factor: 1		Analysis Time..: 09:54	Analyst ID.....: 001637	
		Instrument ID..: I8		MDL.....: 0.13		
Barium	**12.7 J**	**1.0**	**ug/L**	**SW846 6020**	**09/02-09/05/08**	**KV1191AL**
		Dilution Factor: 1		Analysis Time..: 09:54	Analyst ID.....: 001637	
		Instrument ID..: I8		MDL.....: 0.014		
Beryllium	**5.2**	**1.0**	**ug/L**	**SW846 6020**	**09/02-09/05/08**	**KV1191AM**
		Dilution Factor: 1		Analysis Time..: 09:54	Analyst ID.....: 001637	
		Instrument ID..: I8		MDL.....: 0.012		
Calcium	**101000 J**	**1000**	**ug/L**	**SW846 6020**	**09/02-09/05/08**	**KV1191A5**
		Dilution Factor: 1		Analysis Time..: 09:54	Analyst ID.....: 001637	
		Instrument ID..: I8		MDL.....: 6.3		
Cadmium	**14.8**	**1.0**	**ug/L**	**SW846 6020**	**09/02-09/05/08**	**KV1191AN**
		Dilution Factor: 1		Analysis Time..: 09:54	Analyst ID.....: 001637	
		Instrument ID..: I8		MDL.....: 0.0061		
Cobalt	**130 J**	**1.0**	**ug/L**	**SW846 6020**	**09/02-09/05/08**	**KV1191AP**
		Dilution Factor: 1		Analysis Time..: 09:54	Analyst ID.....: 001637	
		Instrument ID..: I8		MDL.....: 0.0041		
Chromium	**11.1 J**	**2.0**	**ug/L**	**SW846 6020**	**09/02-09/05/08**	**KV1191A4**
		Dilution Factor: 1		Analysis Time..: 09:54	Analyst ID.....: 001637	
		Instrument ID..: I8		MDL.....: 0.069		
Copper	**21.0 J**	**2.0**	**ug/L**	**SW846 6020**	**09/02-09/05/08**	**KV1191AQ**
		Dilution Factor: 1		Analysis Time..: 09:54	Analyst ID.....: 001637	
		Instrument ID..: I8		MDL.....: 0.051		
Iron	**30600 J**	**50.0**	**ug/L**	**SW846 6020**	**09/02-09/05/08**	**KV1191AR**
		Dilution Factor: 1		Analysis Time..: 09:54	Analyst ID.....: 001637	
		Instrument ID..: I8		MDL.....: 1.1		

(Continued on next page)

Tetra Tech NUS, Inc

Client Sample ID: DMW-7I-082808

TOTAL Metals

Lot-Sample #...: A8H290111-003 **Matrix.....:** WG

PARAMETER	RESULT	REPORTING LIMIT	UNITS	METHOD	PREPARATION-ANALYSIS DATE	WORK ORDER #
Magnesium	**61100 J**	**1000**	**ug/L**	**SW846 6020**	**09/02-09/05/08**	**KV1191A6**
		Dilution Factor: 1		Analysis Time..: 09:54	Analyst ID.....: 001637	
		Instrument ID..: I8		MDL.....: 2.2		
Manganese	**4550 J**	**1.0**	**ug/L**	**SW846 6020**	**09/02-09/05/08**	**KV1191AU**
		Dilution Factor: 1		Analysis Time..: 09:54	Analyst ID.....: 001637	
		Instrument ID..: I8		MDL.....: 0.027		
Molybdenum	**0.14 B,J**	**2.0**	**ug/L**	**SW846 6020**	**09/02-09/05/08**	**KV1191AV**
		Dilution Factor: 1		Analysis Time..: 09:54	Analyst ID.....: 001637	
		Instrument ID..: I8		MDL.....: 0.12		
Nickel	**116 J**	**2.0**	**ug/L**	**SW846 6020**	**09/02-09/05/08**	**KV1191AW**
		Dilution Factor: 1		Analysis Time..: 09:54	Analyst ID.....: 001637	
		Instrument ID..: I8		MDL.....: 0.053		
Lead	**14.6 J**	**1.0**	**ug/L**	**SW846 6020**	**09/02-09/05/08**	**KV1191AT**
		Dilution Factor: 1		Analysis Time..: 09:54	Analyst ID.....: 001637	
		Instrument ID..: I8		MDL.....: 0.018		
Antimony	**0.18 B,J**	**2.0**	**ug/L**	**SW846 6020**	**09/02-09/05/08**	**KV1191AJ**
		Dilution Factor: 1		Analysis Time..: 09:54	Analyst ID.....: 001637	
		Instrument ID..: I8		MDL.....: 0.035		
Selenium	**13.3**	**5.0**	**ug/L**	**SW846 6020**	**09/02-09/05/08**	**KV1191AX**
		Dilution Factor: 1		Analysis Time..: 09:54	Analyst ID.....: 001637	
		Instrument ID..: I8		MDL.....: 0.14		
Thallium	**0.23 B,J**	**1.0**	**ug/L**	**SW846 6020**	**09/02-09/05/08**	**KV1191A1**
		Dilution Factor: 1		Analysis Time..: 09:54	Analyst ID.....: 001637	
		Instrument ID..: I8		MDL.....: 0.11		
Vanadium	**16.8 B**	**20.0**	**ug/L**	**SW846 6020**	**09/02-09/05/08**	**KV1191A2**
		Dilution Factor: 1		Analysis Time..: 09:54	Analyst ID.....: 001637	
		Instrument ID..: I8		MDL.....: 0.46		
Zinc	**480 J**	**20.0**	**ug/L**	**SW846 6020**	**09/02-09/05/08**	**KV1191A3**
		Dilution Factor: 1		Analysis Time..: 09:54	Analyst ID.....: 001637	
		Instrument ID..: I8		MDL.....: 0.20		

(Continued on next page)

Tetra Tech NUS, Inc

Client Sample ID: DMW-7I-082808

TOTAL Metals

Lot-Sample #...: A8H290111-003 **Matrix.....:** WG

PARAMETER	RESULT	REPORTING LIMIT	UNITS	METHOD	PREPARATION-ANALYSIS DATE	WORK ORDER #
Mercury	ND	0.20	ug/L	SW846 7470A	09/02-09/03/08	KV1191A7

Dilution Factor: 1 Analysis Time..: 07:30 Analyst ID.....: 001637

Instrument ID..: H1 MDL.....: 0.10

NOTE(S):

J Method blank contamination. The associated method blank contains the target analyte at a reportable level.

B Estimated result. Result is less than RL.

Tetra Tech NUS, Inc

Client Sample ID: DMW-7I-082808

DISSOLVED Metals

Lot-Sample #...: A8H290111-003 **Matrix.....:** WG
Date Sampled...: 08/28/08 11:52 **Date Received..:** 08/29/08

PARAMETER	RESULT	REPORTING LIMIT	UNITS	METHOD	PREPARATION-ANALYSIS DATE	WORK ORDER #
Prep Batch #...: 8246022						
Silver	ND	1.0	ug/L	SW846 6020	09/02-09/05/08	KV1191CN
		Dilution Factor: 1		Analysis Time..: 10:08	Analyst ID.....: 001637	
		Instrument ID..: I8		MDL.....: 0.0026		
Arsenic	**9.4**	**5.0**	**ug/L**	**SW846 6020**	**09/02-09/05/08**	**KV1191A9**
		Dilution Factor: 1		Analysis Time..: 10:08	Analyst ID.....: 001637	
		Instrument ID..: I8		MDL.....: 0.13		
Barium	**12.0 J**	**1.0**	**ug/L**	**SW846 6020**	**09/02-09/05/08**	**KV1191CA**
		Dilution Factor: 1		Analysis Time..: 10:08	Analyst ID.....: 001637	
		Instrument ID..: I8		MDL.....: 0.014		
Beryllium	**5.0**	**1.0**	**ug/L**	**SW846 6020**	**09/02-09/05/08**	**KV1191CC**
		Dilution Factor: 1		Analysis Time..: 10:08	Analyst ID.....: 001637	
		Instrument ID..: I8		MDL.....: 0.012		
Calcium	**95300 J**	**1000**	**ug/L**	**SW846 6020**	**09/02-09/05/08**	**KV1191CU**
		Dilution Factor: 1		Analysis Time..: 10:08	Analyst ID.....: 001637	
		Instrument ID..: I8		MDL.....: 6.3		
Cadmium	**11.7**	**1.0**	**ug/L**	**SW846 6020**	**09/02-09/05/08**	**KV1191CD**
		Dilution Factor: 1		Analysis Time..: 10:08	Analyst ID.....: 001637	
		Instrument ID..: I8		MDL.....: 0.0061		
Cobalt	**122 J**	**1.0**	**ug/L**	**SW846 6020**	**09/02-09/05/08**	**KV1191CE**
		Dilution Factor: 1		Analysis Time..: 10:08	Analyst ID.....: 001637	
		Instrument ID..: I8		MDL.....: 0.0041		
Chromium	**10.3 J**	**2.0**	**ug/L**	**SW846 6020**	**09/02-09/05/08**	**KV1191CT**
		Dilution Factor: 1		Analysis Time..: 10:08	Analyst ID.....: 001637	
		Instrument ID..: I8		MDL.....: 0.069		
Copper	**10.2 J**	**2.0**	**ug/L**	**SW846 6020**	**09/02-09/05/08**	**KV1191CF**
		Dilution Factor: 1		Analysis Time..: 10:08	Analyst ID,....: 001637	
		Instrument ID..: I8		MDL.....: 0.051		
Iron	**28600 J**	**50.0**	**ug/L**	**SW846 6020**	**09/02-09/05/08**	**KV1191CG**
		Dilution Factor: 1		Analysis Time..: 10:08	Analyst ID.....: 001637	
		Instrument ID..: I8		MDL.....: 1.1		

(Continued on next page)

Tetra Tech NUS, Inc

Client Sample ID: DMW-7I-082808

DISSOLVED Metals

Lot-Sample #...: A8H290111-003 **Matrix.....:** WG

PARAMETER	RESULT	REPORTING LIMIT	UNITS	METHOD	PREPARATION-ANALYSIS DATE	WORK ORDER #
Magnesium	**57600 J**	**1000**	**ug/L**	**SW846 6020**	**09/02-09/05/08**	**KV1191CV**
		Dilution Factor: 1		Analysis Time..: 10:08	Analyst ID.....: 001637	
		Instrument ID..: I8		MDL.....: 2.2		
Manganese	**4330 J**	**1.0**	**ug/L**	**SW846 6020**	**09/02-09/05/08**	**KV1191CJ**
		Dilution Factor: 1		Analysis Time..: 10:08	Analyst ID.....: 001637	
		Instrument ID..: I8		MDL.....: 0.027		
Molybdenum	**0.22 B,J**	**2.0**	**ug/L**	**SW846 6020**	**09/02-09/05/08**	**KV1191CK**
		Dilution Factor: 1		Analysis Time..: 10:08	Analyst ID.....: 001637	
		Instrument ID..: I8		MDL.....: 0.12		
Nickel	**110 J**	**2.0**	**ug/L**	**SW846 6020**	**09/02-09/05/08**	**KV1191CL**
		Dilution Factor: 1		Analysis Time..: 10:08	Analyst ID.....: 001637	
		Instrument ID..: I8		MDL.....: 0.053		
Lead	**10.9 J**	**1.0**	**ug/L**	**SW846 6020**	**09/02-09/05/08**	**KV1191CH**
		Dilution Factor: 1		Analysis Time..: 10:08	Analyst ID.....: 001637	
		Instrument ID..: I8		MDL.....: 0.018		
Antimony	**0.19 B,J**	**2.0**	**ug/L**	**SW846 6020**	**09/02-09/05/08**	**KV1191A8**
		Dilution Factor: 1		Analysis Time..: 10:08	Analyst ID.....: 001637	
		Instrument ID..: I8		MDL.....: 0.035		
Selenium	**12.9**	**5.0**	**ug/L**	**SW846 6020**	**09/02-09/05/08**	**KV1191CM**
		Dilution Factor: 1		Analysis Time..: 10:08	Analyst ID.....: 001637	
		Instrument ID..: I8		MDL.....: 0.14		
Thallium	**0.45 B,J**	**1.0**	**ug/L**	**SW846 6020**	**09/02-09/05/08**	**KV1191CP**
		Dilution Factor: 1		Analysis Time..: 10:08	Analyst ID.....: 001637	
		Instrument ID..: I8		MDL.....: 0.11		
Vanadium	**15.3 B**	**20.0**	**ug/L**	**SW846 6020**	**09/02-09/05/08**	**KV1191CQ**
		Dilution Factor: 1		Analysis Time..: 10:08	Analyst ID.....: 001637	
		Instrument ID..: I8		MDL.....: 0.46		
Zinc	**455 J**	**20.0**	**ug/L**	**SW846 6020**	**09/02-09/05/08**	**KV1191CR**
		Dilution Factor: 1		Analysis Time..: 10:08	Analyst ID.....: 001637	
		Instrument ID..: I8		MDL.....: 0.20		

(Continued on next page)

Tetra Tech NUS, Inc

Client Sample ID: DMW-7I-082808

DISSOLVED Metals

Lot-Sample #...: A8H290111-003 **Matrix.....:** WG

PARAMETER	RESULT	REPORTING LIMIT	UNITS	METHOD	PREPARATION-ANALYSIS DATE	WORK ORDER #
Mercury	ND	0.20	ug/L	SW846 7470A	09/02-09/03/08	KV1191CW

Dilution Factor: 1 Analysis Time..: 07:34 Analyst ID.....: 001637

Instrument ID..: H1 MDL.....: 0.10

NOTE(S):

J Method blank contamination. The associated method blank contains the target analyte at a reportable level.

B Estimated result. Result is less than RL.

Tetra Tech NUS, Inc

Client Sample ID: MW-5-082808

TOTAL Metals

Lot-Sample #...: A8H290111-004 **Matrix.....:** WG
Date Sampled...: 08/28/08 15:02 **Date Received..:** 08/29/08

PARAMETER	RESULT	REPORTING LIMIT	UNITS	METHOD	PREPARATION-ANALYSIS DATE	WORK ORDER #
Prep Batch #...: 8246022						
Silver	ND	1.0	ug/L	SW846 6020	09/02-09/05/08	KV12C1A4
		Dilution Factor: 1		Analysis Time..: 10:12	Analyst ID.....: 001637	
		Instrument ID..: I8		MDL.....: 0.0026		
Arsenic	**1.6 B**	**5.0**	**ug/L**	**SW846 6020**	**09/02-09/05/08**	**KV12C1AP**
		Dilution Factor: 1		Analysis Time..: 10:12	Analyst ID.....: 001637	
		Instrument ID..: I8		MDL.....: 0.13		
Barium	**17.7 J**	**1.0**	**ug/L**	**SW846 6020**	**09/02-09/05/08**	**KV12C1AQ**
		Dilution Factor: 1		Analysis Time..: 10:12	Analyst ID.....: 001637	
		Instrument ID..: I8		MDL.....: 0.014		
Beryllium	**0.030 B**	**1.0**	**ug/L**	**SW846 6020**	**09/02-09/05/08**	**KV12C1AR**
		Dilution Factor: 1		Analysis Time..: 10:12	Analyst ID.....: 001637	
		Instrument ID..: I8		MDL.....: 0.012		
Cadmium	**0.0070 B**	**1.0**	**ug/L**	**SW846 6020**	**09/02-09/05/08**	**KV12C1AT**
		Dilution Factor: 1		Analysis Time..: 10:12	Analyst ID.....: 001637	
		Instrument ID..: I8		MDL.....: 0.0061		
Cobalt	**0.25 B,J**	**1.0**	**ug/L**	**SW846 6020**	**09/02-09/05/08**	**KV12C1AU**
		Dilution Factor: 1		Analysis Time..: 10:12	Analyst ID.....: 001637	
		Instrument ID..: I8		MDL.....: 0.0041		
Chromium	**0.44 B,J**	**2.0**	**ug/L**	**SW846 6020**	**09/02-09/05/08**	**KV12C1A8**
		Dilution Factor: 1		Analysis Time..: 10:12	Analyst ID.....: 001637	
		Instrument ID..: I8		MDL.....: 0.069		
Copper	**0.086 B,J**	**2.0**	**ug/L**	**SW846 6020**	**09/02-09/05/08**	**KV12C1AV**
		Dilution Factor: 1		Analysis Time..: 10:12	Analyst ID.....: 001637	
		Instrument ID..: I8		MDL.....: 0.051		
Iron	**24700 J**	**50.0**	**ug/L**	**SW846 6020**	**09/02-09/05/08**	**KV12C1AW**
		Dilution Factor: 1		Analysis Time..: 10:12	Analyst ID.....: 001637	
		Instrument ID..: I8		MDL.....: 1.1		
Manganese	**1880 J**	**1.0**	**ug/L**	**SW846 6020**	**09/02-09/05/08**	**KV12C1A0**
		Dilution Factor: 1		Analysis Time..: 10:12	Analyst ID.....: 001637	
		Instrument ID..: I8		MDL.....: 0.027		

(Continued on next page)

Tetra Tech NUS, Inc

Client Sample ID: MW-5-082808

TOTAL Metals

Lot-Sample #...: A8H290111-004 **Matrix.....:** WG

PARAMETER	RESULT	REPORTING LIMIT	UNITS	METHOD	PREPARATION-ANALYSIS DATE	WORK ORDER #
Molybdenum	**2.8 J**	**2.0**	**ug/L**	**SW846 6020**	**09/02-09/05/08**	**KV12C1A1**
		Dilution Factor: 1		Analysis Time..: 10:12	Analyst ID.....: 001637	
		Instrument ID..: I8		MDL.....: 0.12		
Nickel	**0.48 B,J**	**2.0**	**ug/L**	**SW846 6020**	**09/02-09/05/08**	**KV12C1A2**
		Dilution Factor: 1		Analysis Time..: 10:12	Analyst ID.....: 001637	
		Instrument ID..: I8		MDL.....: 0.053		
Lead	**0.19 B,J**	**1.0**	**ug/L**	**SW846 6020**	**09/02-09/05/08**	**KV12C1AX**
		Dilution Factor: 1		Analysis Time..: 10:12	Analyst ID.....: 001637	
		Instrument ID..: I8		MDL.....: 0.018		
Antimony	**0.12 B,J**	**2.0**	**ug/L**	**SW846 6020**	**09/02-09/05/08**	**KV12C1AN**
		Dilution Factor: 1		Analysis Time..: 10:12	Analyst ID.....: 001637	
		Instrument ID..: I8		MDL.....: 0.035		
Selenium	**0.24 B**	**5.0**	**ug/L**	**SW846 6020**	**09/02-09/05/08**	**KV12C1A3**
		Dilution Factor: 1		Analysis Time..: 10:12	Analyst ID.....: 001637	
		Instrument ID..: I8		MDL.....: 0.14		
Thallium	**0.16 B,J**	**1.0**	**ug/L**	**SW846 6020**	**09/02-09/05/08**	**KV12C1A5**
		Dilution Factor: 1		Analysis Time..: 10:12	Analyst ID.....: 001637	
		Instrument ID..: I8		MDL.....: 0.11		
Vanadium	ND	20.0	ug/L	SW846 6020	09/02-09/05/08	KV12C1A6
		Dilution Factor: 1		Analysis Time..: 10:12	Analyst ID.....: 001637	
		Instrument ID..: I8		MDL.....: 0.46		
Zinc	**3.3 B,J**	**20.0**	**ug/L**	**SW846 6020**	**09/02-09/05/08**	**KV12C1A7**
		Dilution Factor: 1		Analysis Time..: 10:12	Analyst ID.....: 001637	
		Instrument ID..: I8		MDL.....: 0.20		
Mercury	ND	0.20	ug/L	SW846 7470A	09/02-09/03/08	KV12C1A9
		Dilution Factor: 1		Analysis Time..: 07:35	Analyst ID.....: 001637	
		Instrument ID..: H1		MDL.....: 0.10		

NOTE(S):

B Estimated result. Result is less than RL.

J Method blank contamination. The associated method blank contains the target analyte at a reportable level.

Tetra Tech NUS, Inc

Client Sample ID: MW-5-082808

DISSOLVED Metals

Lot-Sample #...: A8H290111-004 **Matrix.....:** WG
Date Sampled...: 08/28/08 15:02 **Date Received..:** 08/29/08

PARAMETER	RESULT	REPORTING LIMIT	UNITS	METHOD	PREPARATION-ANALYSIS DATE	WORK ORDER #
Prep Batch #...: 8246022						
Silver	ND	1.0	ug/L	SW846 6020	09/02-09/05/08	KV12C1CE
		Dilution Factor: 1		Analysis Time..: 10:16	Analyst ID.....: 001637	
		Instrument ID..: I8		MDL.....: 0.0026		
Arsenic	**1.6 B**	**5.0**	**ug/L**	**SW846 6020**	**09/02-09/05/08**	**KV12C1AC**
		Dilution Factor: 1		Analysis Time..: 10:16	Analyst ID.....: 001637	
		Instrument ID..: I8		MDL.....: 0.13		
Barium	**17.4 J**	**1.0**	**ug/L**	**SW846 6020**	**09/02-09/05/08**	**KV12C1AD**
		Dilution Factor: 1		Analysis Time..: 10:16	Analyst ID.....: 001637	
		Instrument ID..: I8		MDL.....: 0.014		
Beryllium	ND	1.0	ug/L	SW846 6020	09/02-09/05/08	KV12C1AE
		Dilution Factor: 1		Analysis Time..: 10:16	Analyst ID.....: 001637	
		Instrument ID..: I8		MDL.....: 0.012		
Cadmium	ND	1.0	ug/L	SW846 6020	09/02-09/05/08	KV12C1AF
		Dilution Factor: 1		Analysis Time..: 10:16	Analyst ID.....: 001637	
		Instrument ID..: I8		MDL.....: 0.0061		
Cobalt	**0.23 B,J**	**1.0**	**ug/L**	**SW846 6020**	**09/02-09/05/08**	**KV12C1AG**
		Dilution Factor: 1		Analysis Time..: 10:16	Analyst ID.....: 001637	
		Instrument ID..: I8		MDL.....: 0.0041		
Chromium	**0.48 B,J**	**2.0**	**ug/L**	**SW846 6020**	**09/02-09/05/08**	**KV12C1CJ**
		Dilution Factor: 1		Analysis Time..: 10:16	Analyst ID.....: 001637	
		Instrument ID..: I8		MDL.....: 0.069		
Copper	**0.085 B,J**	**2.0**	**ug/L**	**SW846 6020**	**09/02-09/05/08**	**KV12C1AH**
		Dilution Factor: 1		Analysis Time..: 10:16	Analyst ID.....: 001637	
		Instrument ID..: I8		MDL.....: 0.051		
Iron	**23700 J**	**50.0**	**ug/L**	**SW846 6020**	**09/02-09/05/08**	**KV12C1AJ**
		Dilution Factor: 1		Analysis Time..: 10:16	Analyst ID.....: 001637	
		Instrument ID..: I8		MDL.....: 1.1		
Manganese	**1840 J**	**1.0**	**ug/L**	**SW846 6020**	**09/02-09/05/08**	**KV12C1AL**
		Dilution Factor: 1		Analysis Time..: 10:16	Analyst ID.....: 001637	
		Instrument ID..: I8		MDL.....: 0.027		

(Continued on next page)

Tetra Tech NUS, Inc

Client Sample ID: MW-5-082808

DISSOLVED Metals

Lot-Sample #...: A8H290111-004 **Matrix.....:** WG

PARAMETER	RESULT	REPORTING LIMIT	UNITS	METHOD	PREPARATION-ANALYSIS DATE	WORK ORDER #
Molybdenum	**2.7 J**	**2.0**	**ug/L**	**SW846 6020**	**09/02-09/05/08**	**KV12C1CA**
		Dilution Factor: 1		Analysis Time..: 10:16	Analyst ID.....: 001637	
		Instrument ID..: I8		MDL.....: 0.12		
Nickel	**0.38 B,J**	**2.0**	**ug/L**	**SW846 6020**	**09/02-09/05/08**	**KV12C1CC**
		Dilution Factor: 1		Analysis Time..: 10:16	Analyst ID.....: 001637	
		Instrument ID..: I8		MDL.....: 0.053		
Lead	**0.17 B,J**	**1.0**	**ug/L**	**SW846 6020**	**09/02-09/05/08**	**KV12C1AK**
		Dilution Factor: 1		Analysis Time..: 10:16	Analyst ID.....: 001637	
		Instrument ID..: I8		MDL.....: 0.018		
Antimony	**0.093 B,J**	**2.0**	**ug/L**	**SW846 6020**	**09/02-09/05/08**	**KV12C1AA**
		Dilution Factor: 1		Analysis Time..: 10:16	Analyst ID.....: 001637	
		Instrument ID..: I8		MDL.....: 0.035		
Selenium	**0.18 B**	**5.0**	**ug/L**	**SW846 6020**	**09/02-09/05/08**	**KV12C1CD**
		Dilution Factor: 1		Analysis Time..: 10:16	Analyst ID.....: 001637	
		Instrument ID..: I8		MDL.....: 0.14		
Thallium	ND	1.0	ug/L	SW846 6020	09/02-09/05/08	KV12C1CF
		Dilution Factor: 1		Analysis Time..: 10:16	Analyst ID.....: 001637	
		Instrument ID..: I8		MDL.....: 0.11		
Vanadium	ND	20.0	ug/L	SW846 6020	09/02-09/05/08	KV12C1CG
		Dilution Factor: 1		Analysis Time..: 10:16	Analyst ID.....: 001637	
		Instrument ID..: I8		MDL.....: 0.46		
Zinc	**3.9 B,J**	**20.0**	**ug/L**	**SW846 6020**	**09/02-09/05/08**	**KV12C1CH**
		Dilution Factor: 1		Analysis Time..: 10:16	Analyst ID.....: 001637	
		Instrument ID..: I8		MDL.....: 0.20		
Mercury	**0.19 B**	**0.20**	**ug/L**	**SW846 7470A**	**09/02-09/03/08**	**KV12C1CK**
		Dilution Factor: 1		Analysis Time..: 07:37	Analyst ID.....: 001637	
		Instrument ID..: H1		MDL.....: 0.10		

NOTE(S):

B Estimated result. Result is less than RL.

J Method blank contamination. The associated method blank contains the target analyte at a reportable level.

Tetra Tech NUS, Inc

Client Sample ID: DMW-2B-082908

TOTAL Metals

Lot-Sample #...: A8H300106-002 **Matrix.....:** WG
Date Sampled...: 08/29/08 10:51 **Date Received..:** 08/30/08

PARAMETER	RESULT	REPORTING LIMIT	UNITS	METHOD	PREPARATION-ANALYSIS DATE	WORK ORDER #
Prep Batch #...: 8246022						
Silver	**0.11 B**	**1.0**	**ug/L**	**SW846 6020**	**09/02-09/05/08**	**KV3T61AR**
		Dilution Factor: 1		Analysis Time..: 10:20	Analyst ID.....: 001637	
		Instrument ID..: I8		MDL.....: 0.0026		
Arsenic	**3.1 B**	**5.0**	**ug/L**	**SW846 6020**	**09/02-09/05/08**	**KV3T61AD**
		Dilution Factor: 1		Analysis Time..: 10:20	Analyst ID.....: 001637	
		Instrument ID..: I8		MDL.....: 0.13		
Barium	**32.1 J**	**1.0**	**ug/L**	**SW846 6020**	**09/02-09/05/08**	**KV3T61AE**
		Dilution Factor: 1		Analysis Time..: 16:55	Analyst ID.....: 001637	
		Instrument ID..: I8		MDL.....: 0.014		
Beryllium	**0.32 B**	**1.0**	**ug/L**	**SW846 6020**	**09/02-09/05/08**	**KV3T61AF**
		Dilution Factor: 1		Analysis Time..: 10:20	Analyst ID.....: 001637	
		Instrument ID..: I8		MDL.....: 0.012		
Cadmium	**1.0**	**1.0**	**ug/L**	**SW846 6020**	**09/02-09/05/08**	**KV3T61AG**
		Dilution Factor: 1		Analysis Time..: 10:20	Analyst ID.....: 001637	
		Instrument ID..: I8		MDL.....: 0.0061		
Cobalt	**3.6 J**	**1.0**	**ug/L**	**SW846 6020**	**09/02-09/05/08**	**KV3T61AH**
		Dilution Factor: 1		Analysis Time..: 10:20	Analyst ID.....: 001637	
		Instrument ID..: I8		MDL.....: 0.0041		
Chromium	**42.1 J**	**2.0**	**ug/L**	**SW846 6020**	**09/02-09/05/08**	**KV3T61AW**
		Dilution Factor: 1		Analysis Time..: 10:20	Analyst ID.....: 001637	
		Instrument ID..: I8		MDL.....: 0.069		
Copper	**20.5 J**	**2.0**	**ug/L**	**SW846 6020**	**09/02-09/05/08**	**KV3T61AJ**
		Dilution Factor: 1		Analysis Time..: 10:20	Analyst ID.....: 001637	
		Instrument ID..: I8		MDL.....: 0.051		
Iron	**5240 J**	**50.0**	**ug/L**	**SW846 6020**	**09/02-09/05/08**	**KV3T61AK**
		Dilution Factor: 1		Analysis Time..: 10:20	Analyst ID.....: 001637	
		Instrument ID..: I8		MDL.....: 1.1		
Manganese	**45.8 J**	**1.0**	**ug/L**	**SW846 6020**	**09/02-09/05/08**	**KV3T61AM**
		Dilution Factor: 1		Analysis Time..: 10:20	Analyst ID.....: 001637	
		Instrument ID..: I8		MDL.....: 0.027		

(Continued on next page)

Tetra Tech NUS, Inc

Client Sample ID: DMW-2B-082908

TOTAL Metals

Lot-Sample #...: A8H300106-002 **Matrix.....:** WG

PARAMETER	RESULT	REPORTING LIMIT	UNITS	METHOD	PREPARATION-ANALYSIS DATE	WORK ORDER #
Molybdenum	**0.97 B,J**	**2.0**	**ug/L**	**SW846 6020**	**09/02-09/05/08**	**KV3T61AN**
		Dilution Factor: 1		Analysis Time..: 10:20	Analyst ID.....: 001637	
		Instrument ID..: I8		MDL.....: 0.12		
Nickel	**13.2 J**	**2.0**	**ug/L**	**SW846 6020**	**09/02-09/05/08**	**KV3T61AP**
		Dilution Factor: 1		Analysis Time..: 10:20	Analyst ID.....: 001637	
		Instrument ID..: I8		MDL.....: 0.053		
Lead	**11.0 J**	**1.0**	**ug/L**	**SW846 6020**	**09/02-09/05/08**	**KV3T61AL**
		Dilution Factor: 1		Analysis Time..: 16:55	Analyst ID.....: 001637	
		Instrument ID..: I8		MDL.....: 0.018		
Antimony	**0.45 B,J**	**2.0**	**ug/L**	**SW846 6020**	**09/02-09/05/08**	**KV3T61AC**
		Dilution Factor: 1		Analysis Time..: 16:55	Analyst ID.....: 001637	
		Instrument ID..: I8		MDL.....: 0.035		
Selenium	**0.48 B**	**5.0**	**ug/L**	**SW846 6020**	**09/02-09/05/08**	**KV3T61AQ**
		Dilution Factor: 1		Analysis Time..: 10:20	Analyst ID.....: 001637	
		Instrument ID..: I8		MDL.....: 0.14		
Thallium	**0.13 B,J**	**1.0**	**ug/L**	**SW846 6020**	**09/02-09/05/08**	**KV3T61AT**
		Dilution Factor: 1		Analysis Time..: 16:55	Analyst ID.....: 001637	
		Instrument ID..: I8		MDL.....: 0.11		
Vanadium	**15.2 B**	**20.0**	**ug/L**	**SW846 6020**	**09/02-09/05/08**	**KV3T61AU**
		Dilution Factor: 1		Analysis Time..: 10:20	Analyst ID.....: 001637	
		Instrument ID..: I8		MDL.....: 0.46		
Zinc	**38.8 J**	**20.0**	**ug/L**	**SW846 6020**	**09/02-09/05/08**	**KV3T61AV**
		Dilution Factor: 1		Analysis Time..: 10:20	Analyst ID.....: 001637	
		Instrument ID..: I8		MDL.....: 0.20		
Mercury	**0.29**	**0.20**	**ug/L**	**SW846 7470A**	**09/02-09/03/08**	**KV3T61AX**
		Dilution Factor: 1		Analysis Time..: 07:38	Analyst ID.....: 001637	
		Instrument ID..: H1		MDL.....: 0.10		

NOTE(S):

B Estimated result. Result is less than RL.

J Method blank contamination. The associated method blank contains the target analyte at a reportable level.

Tetra Tech NUS, Inc

Client Sample ID: DMW-2B-082908

DISSOLVED Metals

Lot-Sample #...: A8H300106-002 **Matrix.....:** WG
Date Sampled...: 08/29/08 10:51 **Date Received..:** 08/30/08

PARAMETER	RESULT	REPORTING LIMIT	UNITS	METHOD	PREPARATION-ANALYSIS DATE	WORK ORDER #
Prep Batch #...: 8246022						
Silver	ND	1.0	ug/L	SW846 6020	09/02-09/05/08	KV3T61CE
		Dilution Factor: 1		Analysis Time..: 10:34	Analyst ID.....: 001637	
		Instrument ID..: I8		MDL.....: 0.0026		
Arsenic	ND	5.0	ug/L	SW846 6020	09/02-09/05/08	KV3T61A1
		Dilution Factor: 1		Analysis Time..: 10:34	Analyst ID.....: 001637	
		Instrument ID..: I8		MDL.....: 0.13		
Barium	**8.3 J**	**1.0**	**ug/L**	**SW846 6020**	**09/02-09/05/08**	**KV3T61A2**
		Dilution Factor: 1		Analysis Time..: 10:34	Analyst ID.....: 001637	
		Instrument ID..: I8		MDL.....: 0.014		
Beryllium	**0.073 B**	**1.0**	**ug/L**	**SW846 6020**	**09/02-09/05/08**	**KV3T61A3**
		Dilution Factor: 1		Analysis Time..: 10:34	Analyst ID.....: 001637	
		Instrument ID..: I8		MDL.....: 0.012		
Cadmium	**0.80 B**	**1.0**	**ug/L**	**SW846 6020**	**09/02-09/05/08**	**KV3T61A4**
		Dilution Factor: 1		Analysis Time..: 10:34	Analyst ID.....: 001637	
		Instrument ID..: I8		MDL.....: 0.0061		
Cobalt	**1.2 J**	**1.0**	**ug/L**	**SW846 6020**	**09/02-09/05/08**	**KV3T61A5**
		Dilution Factor: 1		Analysis Time..: 10:34	Analyst ID.....: 001637	
		Instrument ID..: I8		MDL.....: 0.0041		
Chromium	**0.39 B,J**	**2.0**	**ug/L**	**SW846 6020**	**09/02-09/05/08**	**KV3T61CJ**
		Dilution Factor: 1		Analysis Time..: 10:34	Analyst ID.....: 001637	
		Instrument ID..: I8		MDL.....: 0.069		
Copper	**5.1 J**	**2.0**	**ug/L**	**SW846 6020**	**09/02-09/05/08**	**KV3T61A6**
		Dilution Factor: 1		Analysis Time..: 10:34	Analyst ID.....: 001637	
		Instrument ID..: I8		MDL.....: 0.051		
Iron	**6.0 B,J**	**50.0**	**ug/L**	**SW846 6020**	**09/02-09/05/08**	**KV3T61A7**
		Dilution Factor: 1		Analysis Time..: 10:34	Analyst ID.....: 001637	
		Instrument ID..: I8		MDL.....: 1.1		
Manganese	**9.5 J**	**1.0**	**ug/L**	**SW846 6020**	**09/02-09/05/08**	**KV3T61A9**
		Dilution Factor: 1		Analysis Time..: 10:34	Analyst ID.....: 001637	
		Instrument ID..: I8		MDL.....: 0.027		

(Continued on next page)

Tetra Tech NUS, Inc

Client Sample ID: DMW-2B-082908

DISSOLVED Metals

Lot-Sample #...: A8H300106-002 **Matrix.....:** WG

PARAMETER	RESULT	REPORTING LIMIT	UNITS	METHOD	PREPARATION-ANALYSIS DATE	WORK ORDER #
Molybdenum	**0.13 B,J**	**2.0**	**ug/L**	**SW846 6020**	**09/02-09/05/08**	**KV3T61CA**
		Dilution Factor: 1		Analysis Time..: 10:34	Analyst ID.....: 001637	
		Instrument ID..: I8		MDL.....: 0.12		
Nickel	**4.1 J**	**2.0**	**ug/L**	**SW846 6020**	**09/02-09/05/08**	**KV3T61CC**
		Dilution Factor: 1		Analysis Time..: 10:34	Analyst ID.....: 001637	
		Instrument ID..: I8		MDL.....: 0.053		
Lead	**0.41 B,J**	**1.0**	**ug/L**	**SW846 6020**	**09/02-09/05/08**	**KV3T61A8**
		Dilution Factor: 1		Analysis Time..: 10:34	Analyst ID.....: 001637	
		Instrument ID..: I8		MDL.....: 0.018		
Antimony	**0.081 B,J**	**2.0**	**ug/L**	**SW846 6020**	**09/02-09/05/08**	**KV3T61A0**
		Dilution Factor: 1		Analysis Time..: 10:34	Analyst ID.....: 001637	
		Instrument ID..: I8		MDL.....: 0.035		
Selenium	ND	5.0	ug/L	SW846 6020	09/02-09/05/08	KV3T61CD
		Dilution Factor: 1		Analysis Time..: 10:34	Analyst ID.....: 001637	
		Instrument ID..: I8		MDL.....: 0.14		
Thallium	**0.17 B,J**	**1.0**	**ug/L**	**SW846 6020**	**09/02-09/05/08**	**KV3T61CF**
		Dilution Factor: 1		Analysis Time..: 10:34	Analyst ID.....: 001637	
		Instrument ID..: I8		MDL.....: 0.11		
Vanadium	ND	20.0	ug/L	SW846 6020	09/02-09/05/08	KV3T61CG
		Dilution Factor: 1		Analysis Time..: 10:34	Analyst ID.....: 001637	
		Instrument ID..: I8		MDL.....: 0.46		
Zinc	**21.0 J**	**20.0**	**ug/L**	**SW846 6020**	**09/02-09/05/08**	**KV3T61CH**
		Dilution Factor: 1		Analysis Time..: 10:34	Analyst ID.....: 001637	
		Instrument ID..: I8		MDL.....: 0.20		
Mercury	ND	0.20	ug/L	SW846 7470A	09/02-09/03/08	KV3T61CK
		Dilution Factor: 1		Analysis Time..: 07:41	Analyst ID.....: 001637	
		Instrument ID..: H1		MDL.....: 0.10		

NOTE(S):

J Method blank contamination. The associated method blank contains the target analyte at a reportable level.

B Estimated result. Result is less than RL.

Tetra Tech NUS, Inc

Client Sample ID: DMW-2A-082908

TOTAL Metals

Lot-Sample #...: A8H300106-003 **Matrix.....:** WG
Date Sampled...: 08/29/08 12:01 **Date Received..:** 08/30/08

PARAMETER	RESULT	REPORTING LIMIT	UNITS	METHOD	PREPARATION-ANALYSIS DATE	WORK ORDER #
Prep Batch #...: 8246022						
Silver	**0.27 B**	**1.0**	**ug/L**	**SW846 6020**	**09/02-09/05/08**	**KV3T71AR**
		Dilution Factor: 1		Analysis Time..: 10:38	Analyst ID.....: 001637	
		Instrument ID..: I8		MDL.....: 0.0026		
Arsenic	**7.7**	**5.0**	**ug/L**	**SW846 6020**	**09/02-09/05/08**	**KV3T71AD**
		Dilution Factor: 1		Analysis Time..: 10:38	Analyst ID.....: 001637	
		Instrument ID..: I8		MDL.....: 0.13		
Barium	**37.9 J**	**1.0**	**ug/L**	**SW846 6020**	**09/02-09/05/08**	**KV3T71AE**
		Dilution Factor: 1		Analysis Time..: 10:38	Analyst ID.....: 001637	
		Instrument ID..: I8		MDL.....: 0.014		
Beryllium	**1.2**	**1.0**	**ug/L**	**SW846 6020**	**09/02-09/05/08**	**KV3T71AF**
		Dilution Factor: 1		Analysis Time..: 10:38	Analyst ID.....: 001637	
		Instrument ID..: I8		MDL.....: 0.012		
Cadmium	**768**	**1.0**	**ug/L**	**SW846 6020**	**09/02-09/05/08**	**KV3T71AG**
		Dilution Factor: 1		Analysis Time..: 10:38	Analyst ID.....: 001637	
		Instrument ID..: I8		MDL.....: 0.0061		
Cobalt	**467 J**	**1.0**	**ug/L**	**SW846 6020**	**09/02-09/05/08**	**KV3T71AH**
		Dilution Factor: 1		Analysis Time..: 10:38	Analyst ID.....: 001637	
		Instrument ID..: I8		MDL.....: 0.0041		
Chromium	**45.1 J**	**2.0**	**ug/L**	**SW846 6020**	**09/02-09/05/08**	**KV3T71AW**
		Dilution Factor: 1		Analysis Time..: 10:38	Analyst ID.....: 001637	
		Instrument ID..: I8		MDL.....: 0.069		
Copper	**262 J**	**2.0**	**ug/L**	**SW846 6020**	**09/02-09/05/08**	**KV3T71AJ**
		Dilution Factor: 1		Analysis Time..: 10:38	Analyst ID.....: 001637	
		Instrument ID..: I8		MDL.....: 0.051		
Iron	**44000 J**	**50.0**	**ug/L**	**SW846 6020**	**09/02-09/05/08**	**KV3T71AK**
		Dilution Factor: 1		Analysis Time..: 10:38	Analyst ID.....: 001637	
		Instrument ID..: I8		MDL.....: 1.1		
Manganese	**7230 J**	**1.0**	**ug/L**	**SW846 6020**	**09/02-09/05/08**	**KV3T71AM**
		Dilution Factor: 1		Analysis Time..: 10:38	Analyst ID.....: 001637	
		Instrument ID..: I8		MDL.....: 0.027		

(Continued on next page)

Tetra Tech NUS, Inc

Client Sample ID: DMW-2A-082908

TOTAL Metals

Lot-Sample #...: A8H300106-003 **Matrix.....:** WG

PARAMETER	RESULT	REPORTING LIMIT	UNITS	METHOD	PREPARATION-ANALYSIS DATE	WORK ORDER #
Molybdenum	**1.6 B,J**	**2.0**	**ug/L**	**SW846 6020**	**09/02-09/05/08**	**KV3T71AN**
		Dilution Factor: 1		Analysis Time..: 10:38	Analyst ID.....: 001637	
		Instrument ID..: I8		MDL.....: 0.12		
Nickel	**118 J**	**2.0**	**ug/L**	**SW846 6020**	**09/02-09/05/08**	**KV3T71AP**
		Dilution Factor: 1		Analysis Time..: 10:38	Analyst ID.....: 001637	
		Instrument ID..: I8		MDL.....: 0.053		
Lead	**13.9 J**	**1.0**	**ug/L**	**SW846 6020**	**09/02-09/05/08**	**KV3T71AL**
		Dilution Factor: 1		Analysis Time..: 10:38	Analyst ID.....: 001637	
		Instrument ID..: I8		MDL.....: 0.018		
Antimony	**0.71 B,J**	**2.0**	**ug/L**	**SW846 6020**	**09/02-09/05/08**	**KV3T71AC**
		Dilution Factor: 1		Analysis Time..: 10:38	Analyst ID.....: 001637	
		Instrument ID..: I8		MDL.....: 0.035		
Selenium	**6.7**	**5.0**	**ug/L**	**SW846 6020**	**09/02-09/05/08**	**KV3T71AQ**
		Dilution Factor: 1		Analysis Time..: 10:38	Analyst ID.....: 001637	
		Instrument ID..: I8		MDL.....: 0.14		
Thallium	**0.39 B,J**	**1.0**	**ug/L**	**SW846 6020**	**09/02-09/05/08**	**KV3T71AT**
		Dilution Factor: 1		Analysis Time..: 10:38	Analyst ID.....: 001637	
		Instrument ID..: I8		MDL.....: 0.11		
Vanadium	**44.8**	**20.0**	**ug/L**	**SW846 6020**	**09/02-09/05/08**	**KV3T71AU**
		Dilution Factor: 1		Analysis Time..: 10:38	Analyst ID.....: 001637	
		Instrument ID..: I8		MDL.....: 0.46		
Zinc	**456 J**	**20.0**	**ug/L**	**SW846 6020**	**09/02-09/05/08**	**KV3T71AV**
		Dilution Factor: 1		Analysis Time..: 10:38	Analyst ID.....: 001637	
		Instrument ID..: I8		MDL.....: 0.20		
Calcium	**27600 J**	**1000**	**ug/L**	**SW846 6020**	**09/02-09/05/08**	**KV3T71CU**
		Dilution Factor: 1		Analysis Time..: 10:38	Analyst ID.....: 001637	
		Instrument ID..: I8		MDL.....: 6.3		
Magnesium	**27800 J**	**1000**	**ug/L**	**SW846 6020**	**09/02-09/05/08**	**KV3T71CV**
		Dilution Factor: 1		Analysis Time..: 10:38	Analyst ID.....: 001637	
		Instrument ID..: I8		MDL.....: 2.2		

(Continued on next page)

Tetra Tech NUS, Inc

Client Sample ID: DMW-2A-082908

TOTAL Metals

Lot-Sample #...: A8H300106-003 **Matrix.....:** WG

PARAMETER	RESULT	REPORTING LIMIT	UNITS	METHOD	PREPARATION-ANALYSIS DATE	WORK ORDER #
Mercury	**0.56**	**0.20**	**ug/L**	**SW846 7470A**	**09/02-09/03/08**	**KV3T71AX**
		Dilution Factor: 1		Analysis Time..: 07:42	Analyst ID.....: 001637	
		Instrument ID..: H1		MDL.....: 0.10		

NOTE(S):

B Estimated result. Result is less than RL.

J Method blank contamination. The associated method blank contains the target analyte at a reportable level.

Tetra Tech NUS, Inc

Client Sample ID: DMW-2A-082908

DISSOLVED Metals

Lot-Sample #...: A8H300106-003 **Matrix.....:** WG
Date Sampled...: 08/29/08 12:01 **Date Received..:** 08/30/08

PARAMETER	RESULT	REPORTING LIMIT	UNITS	METHOD	PREPARATION-ANALYSIS DATE	WORK ORDER #
Prep Batch #...: 8246022						
Silver	**0.0040 B**	**1.0**	**ug/L**	**SW846 6020**	**09/02-09/05/08**	**KV3T71CE**
		Dilution Factor: 1		Analysis Time..: 10:42	Analyst ID.....: 001637	
		Instrument ID..: I8		MDL.....: 0.0026		
Arsenic	**4.0 B**	**5.0**	**ug/L**	**SW846 6020**	**09/02-09/05/08**	**KV3T71A1**
		Dilution Factor: 1		Analysis Time..: 10:42	Analyst ID.....: 001637	
		Instrument ID..: I8		MDL.....: 0.13		
Barium	**12.3 J**	**1.0**	**ug/L**	**SW846 6020**	**09/02-09/05/08**	**KV3T71A2**
		Dilution Factor: 1		Analysis Time..: 10:42	Analyst ID.....: 001637	
		Instrument ID..: I8		MDL.....: 0.014		
Beryllium	**1.1**	**1.0**	**ug/L**	**SW846 6020**	**09/02-09/05/08**	**KV3T71A3**
		Dilution Factor: 1		Analysis Time..: 10:42	Analyst ID.....: 001637	
		Instrument ID..: I8		MDL.....: 0.012		
Cadmium	**664**	**1.0**	**ug/L**	**SW846 6020**	**09/02-09/05/08**	**KV3T71A4**
		Dilution Factor: 1		Analysis Time..: 10:42	Analyst ID.....: 001637	
		Instrument ID..: I8		MDL.....: 0.0061		
Cobalt	**544 J**	**1.0**	**ug/L**	**SW846 6020**	**09/02-09/05/08**	**KV3T71A5**
		Dilution Factor: 1		Analysis Time..: 10:42	Analyst ID.....: 001637	
		Instrument ID..: I8		MDL.....: 0.0041		
Chromium	**4.2 J**	**2.0**	**ug/L**	**SW846 6020**	**09/02-09/05/08**	**KV3T71CJ**
		Dilution Factor: 1		Analysis Time..: 10:42	Analyst ID.....: 001637	
		Instrument ID..: I8		MDL.....: 0.069		
Copper	**10.5 J**	**2.0**	**ug/L**	**SW846 6020**	**09/02-09/05/08**	**KV3T71A6**
		Dilution Factor: 1		Analysis Time..: 10:42	Analyst ID.....: 001637	
		Instrument ID..: I8		MDL.....: 0.051		
Iron	**43300 J**	**50.0**	**ug/L**	**SW846 6020**	**09/02-09/05/08**	**KV3T71A7**
		Dilution Factor: 1		Analysis Time..: 10:42	Analyst ID.....: 001637	
		Instrument ID..: I8		MDL.....: 1.1		
Manganese	**9050 J**	**1.0**	**ug/L**	**SW846 6020**	**09/02-09/05/08**	**KV3T71A9**
		Dilution Factor: 1		Analysis Time..: 10:42	Analyst ID.....: 001637	
		Instrument ID..: I8		MDL.....: 0.027		

(Continued on next page)

Tetra Tech NUS, Inc

Client Sample ID: DMW-2A-082908

DISSOLVED Metals

Lot-Sample #...: A8H300106-003 **Matrix.....:** WG

PARAMETER	RESULT	REPORTING LIMIT	UNITS	METHOD	PREPARATION-ANALYSIS DATE	WORK ORDER #
Molybdenum	ND	2.0	ug/L	SW846 6020	09/02-09/05/08	KV3T71CA
		Dilution Factor: 1		Analysis Time..: 10:42	Analyst ID.....: 001637	
		Instrument ID..: I8		MDL.....: 0.12		
Nickel	**132 J**	**2.0**	**ug/L**	**SW846 6020**	**09/02-09/05/08**	**KV3T71CC**
		Dilution Factor: 1		Analysis Time..: 10:42	Analyst ID.....: 001637	
		Instrument ID..: I8		MDL.....: 0.053		
Lead	**2.6 J**	**1.0**	**ug/L**	**SW846 6020**	**09/02-09/05/08**	**KV3T71A8**
		Dilution Factor: 1		Analysis Time..: 10:42	Analyst ID.....: 001637	
		Instrument ID..: I8		MDL.....: 0.018		
Antimony	**0.071 B,J**	**2.0**	**ug/L**	**SW846 6020**	**09/02-09/05/08**	**KV3T71A0**
		Dilution Factor: 1		Analysis Time..: 10:42	Analyst ID.....: 001637	
		Instrument ID..: I8		MDL.....: 0.035		
Selenium	**6.2**	**5.0**	**ug/L**	**SW846 6020**	**09/02-09/05/08**	**KV3T71CD**
		Dilution Factor: 1		Analysis Time..: 10:42	Analyst ID.....: 001637	
		Instrument ID..: I8		MDL.....: 0.14		
Thallium	**0.27 B,J**	**1.0**	**ug/L**	**SW846 6020**	**09/02-09/05/08**	**KV3T71CF**
		Dilution Factor: 1		Analysis Time..: 10:42	Analyst ID.....: 001637	
		Instrument ID..: I8		MDL.....: 0.11		
Vanadium	**8.9 B**	**20.0**	**ug/L**	**SW846 6020**	**09/02-09/05/08**	**KV3T71CG**
		Dilution Factor: 1		Analysis Time..: 10:42	Analyst ID.....: 001637	
		Instrument ID..: I8		MDL.....: 0.46		
Zinc	**470 J**	**20.0**	**ug/L**	**SW846 6020**	**09/02-09/05/08**	**KV3T71CH**
		Dilution Factor: 1		Analysis Time..: 10:42	Analyst ID.....: 001637	
		Instrument ID..: I8		MDL.....: 0.20		
Calcium	**33900 J**	**1000**	**ug/L**	**SW846 6020**	**09/02-09/05/08**	**KV3T71CW**
		Dilution Factor: 1		Analysis Time..: 10:42	Analyst ID.....: 001637	
		Instrument ID..: I8		MDL.....: 6.3		
Magnesium	**31800 J**	**1000**	**ug/L**	**SW846 6020**	**09/02-09/05/08**	**KV3T71CX**
		Dilution Factor: 1		Analysis Time..: 10:42	Analyst ID.....: 001637	
		Instrument ID..: I8		MDL.....: 2.2		

(Continued on next page)

Tetra Tech NUS, Inc

Client Sample ID: DMW-2A-082908

DISSOLVED Metals

Lot-Sample #...: A8H300106-003 **Matrix.....:** WG

PARAMETER	RESULT	REPORTING LIMIT	UNITS	METHOD	PREPARATION-ANALYSIS DATE	WORK ORDER #
Mercury	ND	0.20	ug/L	SW846 7470A	09/02-09/03/08	KV3T71CK

Dilution Factor: 1 Analysis Time..: 07:43 Analyst ID.....: 001637

Instrument ID..: H1 MDL.....: 0.10

NOTE(S):

B Estimated result. Result is less than RL.

J Method blank contamination. The associated method blank contains the target analyte at a reportable level.

Tetra Tech NUS, Inc

Client Sample ID: DMW-18I-090208

TOTAL Metals

Lot-Sample #...: A8I030112-002 **Matrix.....:** WG
Date Sampled...: 09/02/08 10:47 **Date Received..:** 09/03/08

PARAMETER	RESULT	REPORTING LIMIT	UNITS	METHOD	PREPARATION-ANALYSIS DATE	WORK ORDER #
Prep Batch #...: 8248013						
Silver	**0.0030 B**	**1.0**	**ug/L**	**SW846 6020**	**09/04-09/08/08**	**KV6DR1C8**
		Dilution Factor: 1		Analysis Time..: 13:48	Analyst ID.....: 001637	
		Instrument ID..: I8		MDL.....: 0.0026		
Arsenic	**19.4**	**5.0**	**ug/L**	**SW846 6020**	**09/04-09/08/08**	**KV6DR1CU**
		Dilution Factor: 1		Analysis Time..: 13:48	Analyst ID.....: 001637	
		Instrument ID..: I8		MDL.....: 0.13		
Barium	**70.1**	**1.0**	**ug/L**	**SW846 6020**	**09/04-09/08/08**	**KV6DR1CV**
		Dilution Factor: 1		Analysis Time..: 13:48	Analyst ID.....: 001637	
		Instrument ID..: I8		MDL.....: 0.014		
Beryllium	**7.3**	**1.0**	**ug/L**	**SW846 6020**	**09/04-09/08/08**	**KV6DR1CW**
		Dilution Factor: 1		Analysis Time..: 13:48	Analyst ID.....: 001637	
		Instrument ID..: I8		MDL.....: 0.012		
Calcium	**66000 J**	**1000**	**ug/L**	**SW846 6020**	**09/04-09/08/08**	**KV6DR1DE**
		Dilution Factor: 1		Analysis Time..: 13:48	Analyst ID.....: 001637	
		Instrument ID..: I8		MDL.....: 6.3		
Cadmium	**129**	**1.0**	**ug/L**	**SW846 6020**	**09/04-09/08/08**	**KV6DR1CX**
		Dilution Factor: 1		Analysis Time..: 13:48	Analyst ID.....: 001637	
		Instrument ID..: I8		MDL.....: 0.0061		
Cobalt	**310 J**	**1.0**	**ug/L**	**SW846 6020**	**09/04-09/08/08**	**KV6DR1C0**
		Dilution Factor: 1		Analysis Time..: 13:48	Analyst ID.....: 001637	
		Instrument ID..: I8		MDL.....: 0.0041		
Chromium	**9.3**	**2.0**	**ug/L**	**SW846 6020**	**09/04-09/08/08**	**KV6DR1DD**
		Dilution Factor: 1		Analysis Time..: 13:48	Analyst ID.....: 001637	
		Instrument ID..: I8		MDL.....: 0.069		
Copper	**245**	**2.0**	**ug/L**	**SW846 6020**	**09/04-09/08/08**	**KV6DR1C1**
		Dilution Factor: 1		Analysis Time..: 13:48	Analyst ID.....: 001637	
		Instrument ID..: I8		MDL.....: 0.051		
Iron	**64300 J**	**50.0**	**ug/L**	**SW846 6020**	**09/04-09/08/08**	**KV6DR1C2**
		Dilution Factor: 1		Analysis Time..: 13:48	Analyst ID.....: 001637	
		Instrument ID..: I8		MDL.....: 1.1		

(Continued on next page)

Tetra Tech NUS, Inc

Client Sample ID: DMW-18I-090208

TOTAL Metals

Lot-Sample #...: A8I030112-002 **Matrix.....:** WG

PARAMETER	RESULT	REPORTING LIMIT	UNITS	METHOD	PREPARATION-ANALYSIS DATE	WORK ORDER #
Magnesium	**61500**	**1000**	**ug/L**	**SW846 6020**	**09/04-09/08/08**	**KV6DR1DF**
		Dilution Factor: 1		Analysis Time..: 13:48	Analyst ID.....: 001637	
		Instrument ID..: I8		MDL.....: 2.2		
Manganese	**4820 J**	**1.0**	**ug/L**	**SW846 6020**	**09/04-09/08/08**	**KV6DR1C4**
		Dilution Factor: 1		Analysis Time..: 13:48	Analyst ID.....: 001637	
		Instrument ID..: I8		MDL.....: 0.027		
Molybdenum	**0.82 B**	**2.0**	**ug/L**	**SW846 6020**	**09/04-09/08/08**	**KV6DR1C5**
		Dilution Factor: 1		Analysis Time..: 13:48	Analyst ID.....: 001637	
		Instrument ID..: I8		MDL.....: 0.12		
Nickel	**197**	**2.0**	**ug/L**	**SW846 6020**	**09/04-09/08/08**	**KV6DR1C6**
		Dilution Factor: 1		Analysis Time..: 13:48	Analyst ID.....: 001637	
		Instrument ID..: I8		MDL.....: 0.053		
Lead	**2.5**	**1.0**	**ug/L**	**SW846 6020**	**09/04-09/08/08**	**KV6DR1C3**
		Dilution Factor: 1		Analysis Time..: 13:48	Analyst ID.....: 001637	
		Instrument ID..: I8		MDL.....: 0.018		
Antimony	**0.070 B**	**2.0**	**ug/L**	**SW846 6020**	**09/04-09/08/08**	**KV6DR1CT**
		Dilution Factor: 1		Analysis Time..: 13:48	Analyst ID.....: 001637	
		Instrument ID..: I8		MDL.....: 0.035		
Selenium	**20.6**	**5.0**	**ug/L**	**SW846 6020**	**09/04-09/08/08**	**KV6DR1C7**
		Dilution Factor: 1		Analysis Time..: 13:48	Analyst ID.....: 001637	
		Instrument ID..: I8		MDL.....: 0.14		
Thallium	ND	1.0	ug/L	SW846 6020	09/04-09/08/08	KV6DR1C9
		Dilution Factor: 1		Analysis Time..: 13:48	Analyst ID.....: 001637	
		Instrument ID..: I8		MDL.....: 0.11		
Vanadium	**12.8 B**	**20.0**	**ug/L**	**SW846 6020**	**09/04-09/08/08**	**KV6DR1DA**
		Dilution Factor: 1		Analysis Time..: 13:48	Analyst ID.....: 001637	
		Instrument ID..: I8		MDL.....: 0.46		
Zinc	**356 J**	**20.0**	**ug/L**	**SW846 6020**	**09/04-09/08/08**	**KV6DR1DC**
		Dilution Factor: 1		Analysis Time..: 13:48	Analyst ID.....: 001637	
		Instrument ID..: I8		MDL.....: 0.20		

(Continued on next page)

Tetra Tech NUS, Inc

Client Sample ID: DMW-18I-090208

TOTAL Metals

Lot-Sample #...: A8I030112-002 **Matrix.....:** WG

PARAMETER	RESULT	REPORTING LIMIT	UNITS	METHOD	PREPARATION-ANALYSIS DATE	WORK ORDER #
Mercury	**0.11 B,J**	**0.20**	**ug/L**	**SW846 7470A**	**09/04-09/05/08**	**KV6DR1DG**

Dilution Factor: 1 Analysis Time..: 13:37 Analyst ID.....: 001576

Instrument ID..: H1 MDL.....: 0.10

NOTE(S):

B Estimated result. Result is less than RL.

J Method blank contamination. The associated method blank contains the target analyte at a reportable level.

Tetra Tech NUS, Inc

Client Sample ID: DMW-18I-090208

DISSOLVED Metals

Lot-Sample #...: A8I030112-002 **Matrix.....:** WG
Date Sampled...: 09/02/08 10:47 **Date Received..:** 09/03/08

PARAMETER	RESULT	REPORTING LIMIT	UNITS	METHOD	PREPARATION-ANALYSIS DATE	WORK ORDER #
Prep Batch #...: 8248013						
Silver	ND	1.0	ug/L	SW846 6020	09/04-09/08/08	KV6DR1DX
		Dilution Factor: 1		Analysis Time..: 14:12	Analyst ID.....: 001637	
		Instrument ID..: I8		MDL.....: 0.0026		
Arsenic	**5.4**	**5.0**	**ug/L**	**SW846 6020**	**09/04-09/08/08**	**KV6DR1DJ**
		Dilution Factor: 1		Analysis Time..: 14:12	Analyst ID.....: 001637	
		Instrument ID..: I8		MDL.....: 0.13		
Barium	**67.2**	**1.0**	**ug/L**	**SW846 6020**	**09/04-09/08/08**	**KV6DR1DK**
		Dilution Factor: 1		Analysis Time..: 14:12	Analyst ID.....: 001637	
		Instrument ID..: I8		MDL.....: 0.014		
Beryllium	**2.2**	**1.0**	**ug/L**	**SW846 6020**	**09/04-09/08/08**	**KV6DR1DL**
		Dilution Factor: 1		Analysis Time..: 14:12	Analyst ID.....: 001637	
		Instrument ID..: I8		MDL.....: 0.012		
Calcium	**68400 J**	**1000**	**ug/L**	**SW846 6020**	**09/04-09/08/08**	**KV6DR1D4**
		Dilution Factor: 1		Analysis Time..: 14:12	Analyst ID.....: 001637	
		Instrument ID..: I8		MDL.....: 6.3		
Cadmium	**36.2**	**1.0**	**ug/L**	**SW846 6020**	**09/04-09/08/08**	**KV6DR1DM**
		Dilution Factor: 1		Analysis Time..: 14:12	Analyst ID.....: 001637	
		Instrument ID..: I8		MDL.....: 0.0061		
Cobalt	**300 J**	**1.0**	**ug/L**	**SW846 6020**	**09/04-09/08/08**	**KV6DR1DN**
		Dilution Factor: 1		Analysis Time..: 14:12	Analyst ID.....: 001637	
		Instrument ID..: I8		MDL.....: 0.0041		
Chromium	**1.6 B**	**2.0**	**ug/L**	**SW846 6020**	**09/04-09/08/08**	**KV6DR1D3**
		Dilution Factor: 1		Analysis Time..: 14:12	Analyst ID.....: 001637	
		Instrument ID..: I8		MDL.....: 0.069		
Copper	**6.2**	**2.0**	**ug/L**	**SW846 6020**	**09/04-09/08/08**	**KV6DR1DP**
		Dilution Factor: 1		Analysis Time..: 14:12	Analyst ID.....: 001637	
		Instrument ID..: I8		MDL.....: 0.051		
Iron	**43600 J**	**50.0**	**ug/L**	**SW846 6020**	**09/04-09/08/08**	**KV6DR1DQ**
		Dilution Factor: 1		Analysis Time..: 14:12	Analyst ID.....: 001637	
		Instrument ID..: I8		MDL.....: 1.1		

(Continued on next page)

Tetra Tech NUS, Inc

Client Sample ID: DMW-18I-090208

DISSOLVED Metals

Lot-Sample #...: A8I030112-002 **Matrix.....:** WG

PARAMETER	RESULT	REPORTING LIMIT	UNITS	METHOD	PREPARATION-ANALYSIS DATE	WORK ORDER #
Magnesium	**63400**	**1000**	**ug/L**	**SW846 6020**	**09/04-09/08/08**	**KV6DR1D5**
		Dilution Factor: 1		Analysis Time..: 14:12	Analyst ID.....: 001637	
		Instrument ID..: I8		MDL.....: 2.2		
Manganese	**4650 J**	**1.0**	**ug/L**	**SW846 6020**	**09/04-09/08/08**	**KV6DR1DT**
		Dilution Factor: 1		Analysis Time..: 14:12	Analyst ID.....: 001637	
		Instrument ID..: I8		MDL.....: 0.027		
Molybdenum	ND	2.0	ug/L	SW846 6020	09/04-09/08/08	KV6DR1DU
		Dilution Factor: 1		Analysis Time..: 14:12	Analyst ID.....: 001637	
		Instrument ID..: I8		MDL.....: 0.12		
Nickel	**190**	**2.0**	**ug/L**	**SW846 6020**	**09/04-09/08/08**	**KV6DR1DV**
		Dilution Factor: 1		Analysis Time..: 14:12	Analyst ID.....: 001637	
		Instrument ID..: I8		MDL.....: 0.053		
Lead	**0.085 B**	**1.0**	**ug/L**	**SW846 6020**	**09/04-09/08/08**	**KV6DR1DR**
		Dilution Factor: 1		Analysis Time..: 14:12	Analyst ID.....: 001637	
		Instrument ID..: I8		MDL.....: 0.018		
Antimony	ND	2.0	ug/L	SW846 6020	09/04-09/08/08	KV6DR1DH
		Dilution Factor: 1		Analysis Time..: 14:12	Analyst ID.....: 001637	
		Instrument ID..: I8		MDL.....: 0.035		
Selenium	**7.0**	**5.0**	**ug/L**	**SW846 6020**	**09/04-09/08/08**	**KV6DR1DW**
		Dilution Factor: 1		Analysis Time..: 14:12	Analyst ID.....: 001637	
		Instrument ID..: I8		MDL.....: 0.14		
Thallium	**0.27 B**	**1.0**	**ug/L**	**SW846 6020**	**09/04-09/08/08**	**KV6DR1D0**
		Dilution Factor: 1		Analysis Time..: 14:12	Analyst ID.....: 001637	
		Instrument ID..: I8		MDL.....: 0.11		
Vanadium	**1.1 B**	**20.0**	**ug/L**	**SW846 6020**	**09/04-09/08/08**	**KV6DR1D1**
		Dilution Factor: 1		Analysis Time..: 14:12	Analyst ID.....: 001637	
		Instrument ID..: I8		MDL.....: 0.46		
Zinc	**309 J**	**20.0**	**ug/L**	**SW846 6020**	**09/04-09/08/08**	**KV6DR1D2**
		Dilution Factor: 1		Analysis Time..: 14:12	Analyst ID.....: 001637	
		Instrument ID..: I8		MDL.....: 0.20		

(Continued on next page)

Tetra Tech NUS, Inc

Client Sample ID: DMW-18I-090208

DISSOLVED Metals

Lot-Sample #...: A8I030112-002 **Matrix.....:** WG

PARAMETER	RESULT	REPORTING LIMIT	UNITS	METHOD	PREPARATION-ANALYSIS DATE	WORK ORDER #
Mercury	ND	0.20	ug/L	SW846 7470A	09/04-09/05/08	KV6DR1D6

Dilution Factor: 1 Analysis Time..: 13:44 Analyst ID.....: 001576

Instrument ID..: H1 MDL.....: 0.10

NOTE(S):

J Method blank contamination. The associated method blank contains the target analyte at a reportable level.

B Estimated result. Result is less than RL.

Tetra Tech NUS, Inc

Client Sample ID: DMW-18D-090208

TOTAL Metals

Lot-Sample #...: A8I030112-003 **Matrix.....:** WG
Date Sampled...: 09/02/08 12:05 **Date Received..:** 09/03/08

PARAMETER	RESULT	REPORTING LIMIT	UNITS	METHOD	PREPARATION-ANALYSIS DATE	WORK ORDER #
Prep Batch #...: 8248013						
Silver	ND	1.0	ug/L	SW846 6020	09/04-09/08/08	KV6D91C8
		Dilution Factor: 1		Analysis Time..: 14:16	Analyst ID.....: 001637	
		Instrument ID..: I8		MDL.....: 0.0026		
Arsenic	**0.83 B**	**5.0**	**ug/L**	**SW846 6020**	**09/04-09/08/08**	**KV6D91CU**
		Dilution Factor: 1		Analysis Time..: 14:16	Analyst ID.....: 001637	
		Instrument ID..: I8		MDL.....: 0.13		
Barium	**11.1**	**1.0**	**ug/L**	**SW846 6020**	**09/04-09/08/08**	**KV6D91CV**
		Dilution Factor: 1		Analysis Time..: 14:16	Analyst ID.....: 001637	
		Instrument ID..: I8		MDL.....: 0.014		
Beryllium	**0.017 B**	**1.0**	**ug/L**	**SW846 6020**	**09/04-09/08/08**	**KV6D91CW**
		Dilution Factor: 1		Analysis Time..: 14:16	Analyst ID.....: 001637	
		Instrument ID..: I8		MDL.....: 0.012		
Calcium	**1990 J**	**1000**	**ug/L**	**SW846 6020**	**09/04-09/08/08**	**KV6D91DE**
		Dilution Factor: 1		Analysis Time..: 14:16	Analyst ID.....: 001637	
		Instrument ID..: I8		MDL.....: 6.3		
Cadmium	**0.097 B**	**1.0**	**ug/L**	**SW846 6020**	**09/04-09/08/08**	**KV6D91CX**
		Dilution Factor: 1		Analysis Time..: 14:16	Analyst ID.....: 001637	
		Instrument ID..: I8		MDL.....: 0.0061		
Cobalt	**6.6 J**	**1.0**	**ug/L**	**SW846 6020**	**09/04-09/08/08**	**KV6D91C0**
		Dilution Factor: 1		Analysis Time..: 14:16	Analyst ID.....: 001637	
		Instrument ID..: I8		MDL.....: 0.0041		
Chromium	**0.27 B**	**2.0**	**ug/L**	**SW846 6020**	**09/04-09/08/08**	**KV6D91DD**
		Dilution Factor: 1		Analysis Time..: 14:16	Analyst ID.....: 001637	
		Instrument ID..: I8		MDL.....: 0.069		
Copper	**0.62 B**	**2.0**	**ug/L**	**SW846 6020**	**09/04-09/08/08**	**KV6D91C1**
		Dilution Factor: 1		Analysis Time..: 14:16	Analyst ID.....: 001637	
		Instrument ID..: I8		MDL.....: 0.051		
Iron	**888 J**	**50.0**	**ug/L**	**SW846 6020**	**09/04-09/08/08**	**KV6D91C2**
		Dilution Factor: 1		Analysis Time..: 14:16	Analyst ID.....: 001637	
		Instrument ID..: I8		MDL.....: 1.1		

(Continued on next page)

Tetra Tech NUS, Inc

Client Sample ID: DMW-18D-090208

TOTAL Metals

Lot-Sample #...: A8I030112-003 **Matrix.....:** WG

PARAMETER	RESULT	REPORTING LIMIT	UNITS	METHOD	PREPARATION-ANALYSIS DATE	WORK ORDER #
Magnesium	**763 B**	**1000**	**ug/L**	**SW846 6020**	**09/04-09/08/08**	**KV6D91DF**
		Dilution Factor: 1		Analysis Time..: 14:16	Analyst ID.....: 001637	
		Instrument ID..: I8		MDL.....: 2.2		
Manganese	**50.6 J**	**1.0**	**ug/L**	**SW846 6020**	**09/04-09/08/08**	**KV6D91C4**
		Dilution Factor: 1		Analysis Time..: 14:16	Analyst ID.....: 001637	
		Instrument ID..: I8		MDL.....: 0.027		
Molybdenum	ND	2.0	ug/L	SW846 6020	09/04-09/08/08	KV6D91C5
		Dilution Factor: 1		Analysis Time..: 14:16	Analyst ID.....: 001637	
		Instrument ID..: I8		MDL.....: 0.12		
Nickel	**10**	**2.0**	**ug/L**	**SW846 6020**	**09/04-09/08/08**	**KV6D91C6**
		Dilution Factor: 1		Analysis Time..: 14:16	Analyst ID.....: 001637	
		Instrument ID..: I8		MDL.....: 0.053		
Lead	**0.072 B**	**1.0**	**ug/L**	**SW846 6020**	**09/04-09/08/08**	**KV6D91C3**
		Dilution Factor: 1		Analysis Time..: 14:16	Analyst ID.....: 001637	
		Instrument ID..: I8		MDL.....: 0.018		
Antimony	ND	2.0	ug/L	SW846 6020	09/04-09/08/08	KV6D91CT
		Dilution Factor: 1		Analysis Time..: 14:16	Analyst ID.....: 001637	
		Instrument ID..: I8		MDL.....: 0.035		
Selenium	ND	5.0	ug/L	SW846 6020	09/04-09/08/08	KV6D91C7
		Dilution Factor: 1		Analysis Time..: 14:16	Analyst ID.....: 001637	
		Instrument ID..: I8		MDL.....: 0.14		
Thallium	ND	1.0	ug/L	SW846 6020	09/04-09/08/08	KV6D91C9
		Dilution Factor: 1		Analysis Time..: 14:16	Analyst ID.....: 001637	
		Instrument ID..: I8		MDL.....: 0.11		
Vanadium	ND	20.0	ug/L	SW846 6020	09/04-09/08/08	KV6D91DA
		Dilution Factor: 1		Analysis Time..: 14:16	Analyst ID.....: 001637	
		Instrument ID..: I8		MDL.....: 0.46		
Zinc	**16.3 B,J**	**20.0**	**ug/L**	**SW846 6020**	**09/04-09/08/08**	**KV6D91DC**
		Dilution Factor: 1		Analysis Time..: 14:16	Analyst ID.....: 001637	
		Instrument ID..: I8		MDL.....: 0.20		

(Continued on next page)

Tetra Tech NUS, Inc

Client Sample ID: DMW-18D-090208

TOTAL Metals

Lot-Sample #...: A8I030112-003 **Matrix.....:** WG

PARAMETER	RESULT	REPORTING LIMIT	UNITS	METHOD	PREPARATION-ANALYSIS DATE	WORK ORDER #
Mercury	ND	0.20	ug/L	SW846 7470A	09/04-09/05/08	KV6D91DG

Dilution Factor: 1 Analysis Time..: 13:45 Analyst ID.....: 001576

Instrument ID..: H1 MDL.....: 0.10

NOTE(S):

B Estimated result. Result is less than RL.

J Method blank contamination. The associated method blank contains the target analyte at a reportable level.

Tetra Tech NUS, Inc

Client Sample ID: DMW-18D-090208

DISSOLVED Metals

Lot-Sample #...: A8I030112-003 **Matrix.....:** WG
Date Sampled...: 09/02/08 12:05 **Date Received..:** 09/03/08

PARAMETER	RESULT	REPORTING LIMIT	UNITS	METHOD	PREPARATION-ANALYSIS DATE	WORK ORDER #
Prep Batch #...: 8248013						
Silver	ND	1.0	ug/L	SW846 6020	09/04-09/08/08	KV6D91DX
		Dilution Factor: 1		Analysis Time..: 14:20	Analyst ID.....: 001637	
		Instrument ID..: I8		MDL.....: 0.0026		
Arsenic	**0.85 B**	**5.0**	**ug/L**	**SW846 6020**	**09/04-09/08/08**	**KV6D91DJ**
		Dilution Factor: 1		Analysis Time..: 14:20	Analyst ID.....: 001637	
		Instrument ID..: I8		MDL.....: 0.13		
Barium	**11.5**	**1.0**	**ug/L**	**SW846 6020**	**09/04-09/08/08**	**KV6D91DK**
		Dilution Factor: 1		Analysis Time..: 14:20	Analyst ID.....: 001637	
		Instrument ID..: I8		MDL.....: 0.014		
Beryllium	**0.018 B**	**1.0**	**ug/L**	**SW846 6020**	**09/04-09/08/08**	**KV6D91DL**
		Dilution Factor: 1		Analysis Time..: 14:20	Analyst ID.....: 001637	
		Instrument ID..: I8		MDL.....: 0.012		
Calcium	**2220 J**	**1000**	**ug/L**	**SW846 6020**	**09/04-09/08/08**	**KV6D91D4**
		Dilution Factor: 1		Analysis Time..: 14:20	Analyst ID.....: 001637	
		Instrument ID..: I8		MDL.....: 6.3		
Cadmium	**0.076 B**	**1.0**	**ug/L**	**SW846 6020**	**09/04-09/08/08**	**KV6D91DM**
		Dilution Factor: 1		Analysis Time..: 14:20	Analyst ID.....: 001637	
		Instrument ID..: I8		MDL.....: 0.0061		
Cobalt	**6.9 J**	**1.0**	**ug/L**	**SW846 6020**	**09/04-09/08/08**	**KV6D91DN**
		Dilution Factor: 1		Analysis Time..: 14:20	Analyst ID.....: 001637	
		Instrument ID..: I8		MDL.....: 0.0041		
Chromium	**0.20 B**	**2.0**	**ug/L**	**SW846 6020**	**09/04-09/08/08**	**KV6D91D3**
		Dilution Factor: 1		Analysis Time..: 14:20	Analyst ID.....: 001637	
		Instrument ID..: I8		MDL.....: 0.069		
Copper	**0.11 B**	**2.0**	**ug/L**	**SW846 6020**	**09/04-09/08/08**	**KV6D91DP**
		Dilution Factor: 1		Analysis Time..: 14:20	Analyst ID.....: 001637	
		Instrument ID..: I8		MDL.....: 0.051		
Iron	**800 J**	**50.0**	**ug/L**	**SW846 6020**	**09/04-09/08/08**	**KV6D91DQ**
		Dilution Factor: 1		Analysis Time..: 14:20	Analyst ID.....: 001637	
		Instrument ID..: I8		MDL.....: 1.1		

(Continued on next page)

Tetra Tech NUS, Inc

Client Sample ID: DMW-18D-090208

DISSOLVED Metals

Lot-Sample #...: A8I030112-003 **Matrix.....:** WG

PARAMETER	RESULT	REPORTING LIMIT	UNITS	METHOD	PREPARATION-ANALYSIS DATE	WORK ORDER #
Magnesium	**839 B**	**1000**	**ug/L**	**SW846 6020**	**09/04-09/08/08**	**KV6D91D5**
		Dilution Factor: 1		Analysis Time..: 14:20	Analyst ID.....: 001637	
		Instrument ID..: I8		MDL.....: 2.2		
Manganese	**50.9 J**	**1.0**	**ug/L**	**SW846 6020**	**09/04-09/08/08**	**KV6D91DT**
		Dilution Factor: 1		Analysis Time..: 14:20	Analyst ID.....: 001637	
		Instrument ID..: I8		MDL.....: 0.027		
Molybdenum	ND	2.0	ug/L	SW846 6020	09/04-09/08/08	KV6D91DU
		Dilution Factor: 1		Analysis Time..: 14:20	Analyst ID.....: 001637	
		Instrument ID..: I8		MDL.....: 0.12		
Nickel	**10.1**	**2.0**	**ug/L**	**SW846 6020**	**09/04-09/08/08**	**KV6D91DV**
		Dilution Factor: 1		Analysis Time..: 14:20	Analyst ID.....: 001637	
		Instrument ID..: I8		MDL.....: 0.053		
Lead	**0.039 B**	**1.0**	**ug/L**	**SW846 6020**	**09/04-09/08/08**	**KV6D91DR**
		Dilution Factor: 1		Analysis Time..: 14:20	Analyst ID.....: 001637	
		Instrument ID..: I8		MDL.....: 0.018		
Antimony	ND	2.0	ug/L	SW846 6020	09/04-09/08/08	KV6D91DH
		Dilution Factor: 1		Analysis Time..: 14:20	Analyst ID.....: 001637	
		Instrument ID..: I8		MDL.....: 0.035		
Selenium	ND	5.0	ug/L	SW846 6020	09/04-09/08/08	KV6D91DW
		Dilution Factor: 1		Analysis Time..: 14:20	Analyst ID.....: 001637	
		Instrument ID..: I8		MDL.....: 0.14		
Thallium	ND	1.0	ug/L	SW846 6020	09/04-09/08/08	KV6D91D0
		Dilution Factor: 1		Analysis Time..: 14:20	Analyst ID.....: 001637	
		Instrument ID..: I8		MDL.....: 0.11		
Vanadium	ND	20.0	ug/L	SW846 6020	09/04-09/08/08	KV6D91D1
		Dilution Factor: 1		Analysis Time..: 14:20	Analyst ID.....: 001637	
		Instrument ID..: I8		MDL.....: 0.46		
Zinc	**16.7 B,J**	**20.0**	**ug/L**	**SW846 6020**	**09/04-09/08/08**	**KV6D91D2**
		Dilution Factor: 1		Analysis Time..: 14:20	Analyst ID.....: 001637	
		Instrument ID..: I8		MDL.....: 0.20		

(Continued on next page)

Tetra Tech NUS, Inc

Client Sample ID: DMW-18D-090208

DISSOLVED Metals

Lot-Sample #...: A8I030112-003 **Matrix.....:** WG

PARAMETER	RESULT	REPORTING LIMIT	UNITS	METHOD	PREPARATION-ANALYSIS DATE	WORK ORDER #
Mercury	ND	0.20	ug/L	SW846 7470A	09/04-09/05/08	KV6D91D6

Dilution Factor: 1 Analysis Time..: 13:46 Analyst ID.....: 001576

Instrument ID..: H1 MDL.....: 0.10

NOTE(S):

B Estimated result. Result is less than RL.

J Method blank contamination. The associated method blank contains the target analyte at a reportable level.

Tetra Tech NUS, Inc

Client Sample ID: DMW-18S-090208

TOTAL Metals

Lot-Sample #...: A8I030112-004 **Matrix.....:** WG
Date Sampled...: 09/02/08 15:01 **Date Received..:** 09/03/08

PARAMETER	RESULT	REPORTING LIMIT	UNITS	METHOD	PREPARATION-ANALYSIS DATE	WORK ORDER #
Prep Batch #...: 8248013						
Silver	ND	1.0	ug/L	SW846 6020	09/04-09/08/08	KV6EC1C8
		Dilution Factor: 1		Analysis Time..: 14:25	Analyst ID.....: 001637	
		Instrument ID..: I8		MDL.....: 0.0026		
Arsenic	**3.1 B**	**5.0**	**ug/L**	**SW846 6020**	**09/04-09/08/08**	**KV6EC1CU**
		Dilution Factor: 1		Analysis Time..: 14:25	Analyst ID.....: 001637	
		Instrument ID..: I8		MDL.....: 0.13		
Barium	**52.3**	**1.0**	**ug/L**	**SW846 6020**	**09/04-09/08/08**	**KV6EC1CV**
		Dilution Factor: 1		Analysis Time..: 14:25	Analyst ID.....: 001637	
		Instrument ID..: I8		MDL.....: 0.014		
Beryllium	**0.018 B**	**1.0**	**ug/L**	**SW846 6020**	**09/04-09/08/08**	**KV6EC1CW**
		Dilution Factor: 1		Analysis Time..: 14:25	Analyst ID.....: 001637	
		Instrument ID..: I8		MDL.....: 0.012		
Calcium	**199000 J**	**1000**	**ug/L**	**SW846 6020**	**09/04-09/08/08**	**KV6EC1DE**
		Dilution Factor: 1		Analysis Time..: 14:25	Analyst ID.....: 001637	
		Instrument ID..: I8		MDL.....: 6.3		
Cadmium	**0.077 B**	**1.0**	**ug/L**	**SW846 6020**	**09/04-09/08/08**	**KV6EC1CX**
		Dilution Factor: 1		Analysis Time..: 14:25	Analyst ID.....: 001637	
		Instrument ID..: I8		MDL.....: 0.0061		
Cobalt	**51.8 J**	**1.0**	**ug/L**	**SW846 6020**	**09/04-09/08/08**	**KV6EC1C0**
		Dilution Factor: 1		Analysis Time..: 14:25	Analyst ID.....: 001637	
		Instrument ID..: I8		MDL.....: 0.0041		
Chromium	**3.2**	**2.0**	**ug/L**	**SW846 6020**	**09/04-09/08/08**	**KV6EC1DD**
		Dilution Factor: 1		Analysis Time..: 14:25	Analyst ID.....: 001637	
		Instrument ID..: I8		MDL.....: 0.069		
Copper	**1.1 B**	**2.0**	**ug/L**	**SW846 6020**	**09/04-09/08/08**	**KV6EC1C1**
		Dilution Factor: 1		Analysis Time..: 14:25	Analyst ID.....: 001637	
		Instrument ID..: I8		MDL.....: 0.051		
Iron	**139000 J**	**50.0**	**ug/L**	**SW846 6020**	**09/04-09/08/08**	**KV6EC1C2**
		Dilution Factor: 1		Analysis Time..: 14:25	Analyst ID.....: 001637	
		Instrument ID..: I8		MDL.....: 1.1		

(Continued on next page)

Tetra Tech NUS, Inc

Client Sample ID: DMW-18S-090208

TOTAL Metals

Lot-Sample #...: A8I030112-004 **Matrix.....:** WG

PARAMETER	RESULT	REPORTING LIMIT	UNITS	METHOD	PREPARATION-ANALYSIS DATE	WORK ORDER #
Magnesium	**199000**	**1000**	**ug/L**	**SW846 6020**	**09/04-09/08/08**	**KV6EC1DF**
		Dilution Factor: 1		Analysis Time..: 14:25	Analyst ID.....: 001637	
		Instrument ID..: I8		MDL.....: 2.2		
Manganese	**3910 J**	**1.0**	**ug/L**	**SW846 6020**	**09/04-09/08/08**	**KV6EC1C4**
		Dilution Factor: 1		Analysis Time..: 14:25	Analyst ID.....: 001637	
		Instrument ID..: I8		MDL.....: 0.027		
Molybdenum	**0.51 B**	**2.0**	**ug/L**	**SW846 6020**	**09/04-09/08/08**	**KV6EC1C5**
		Dilution Factor: 1		Analysis Time..: 14:25	Analyst ID.....: 001637	
		Instrument ID..: I8		MDL.....: 0.12		
Nickel	**28.8**	**2.0**	**ug/L**	**SW846 6020**	**09/04-09/08/08**	**KV6EC1C6**
		Dilution Factor: 1		Analysis Time..: 14:25	Analyst ID.....: 001637	
		Instrument ID..: I8		MDL.....: 0.053		
Lead	**0.48 B**	**1.0**	**ug/L**	**SW846 6020**	**09/04-09/08/08**	**KV6EC1C3**
		Dilution Factor: 1		Analysis Time..: 14:25	Analyst ID.....: 001637	
		Instrument ID..: I8		MDL.....: 0.018		
Antimony	ND	2.0	ug/L	SW846 6020	09/04-09/08/08	KV6EC1CT
		Dilution Factor: 1		Analysis Time..: 14:25	Analyst ID.....: 001637	
		Instrument ID..: I8		MDL.....: 0.035		
Selenium	**0.76 B**	**5.0**	**ug/L**	**SW846 6020**	**09/04-09/08/08**	**KV6EC1C7**
		Dilution Factor: 1		Analysis Time..: 14:25	Analyst ID.....: 001637	
		Instrument ID..: I8		MDL.....: 0.14		
Thallium	ND	1.0	ug/L	SW846 6020	09/04-09/08/08	KV6EC1C9
		Dilution Factor: 1		Analysis Time..: 14:25	Analyst ID.....: 001637	
		Instrument ID..: I8		MDL.....: 0.11		
Vanadium	**3.0 B**	**20.0**	**ug/L**	**SW846 6020**	**09/04-09/08/08**	**KV6EC1DA**
		Dilution Factor: 1		Analysis Time..: 14:25	Analyst ID.....: 001637	
		Instrument ID..: I8		MDL.....: 0.46		
Zinc	**32.8 J**	**20.0**	**ug/L**	**SW846 6020**	**09/04-09/08/08**	**KV6EC1DC**
		Dilution Factor: 1		Analysis Time..: 14:25	Analyst ID.....: 001637	
		Instrument ID..: I8		MDL.....: 0.20		

(Continued on next page)

Tetra Tech NUS, Inc

Client Sample ID: DMW-18S-090208

TOTAL Metals

Lot-Sample #...: A8I030112-004 **Matrix.....:** WG

PARAMETER	RESULT	REPORTING LIMIT	UNITS	METHOD	PREPARATION-ANALYSIS DATE	WORK ORDER #
Mercury	ND	0.20	ug/L	SW846 7470A	09/04-09/05/08	KV6EC1DG
		Dilution Factor: 1		Analysis Time..: 13:47	Analyst ID.....: 001576	
		Instrument ID..: H1		MDL.....: 0.10		

NOTE(S):

B Estimated result. Result is less than RL.

J Method blank contamination. The associated method blank contains the target analyte at a reportable level.

Tetra Tech NUS, Inc

Client Sample ID: DMW-18S-090208

DISSOLVED Metals

Lot-Sample #...: A8I030112-004 **Matrix.....:** WG
Date Sampled...: 09/02/08 15:01 **Date Received..:** 09/03/08

PARAMETER	RESULT	REPORTING LIMIT	UNITS	METHOD	PREPARATION-ANALYSIS DATE	WORK ORDER #
Prep Batch #...: 8248013						
Silver	ND	1.0	ug/L	SW846 6020	09/04-09/08/08	KV6EC1DX
		Dilution Factor: 1		Analysis Time..: 14:29	Analyst ID.....: 001637	
		Instrument ID..: I8		MDL.....: 0.0026		
Arsenic	**2.8 B**	**5.0**	**ug/L**	**SW846 6020**	**09/04-09/08/08**	**KV6EC1DJ**
		Dilution Factor: 1		Analysis Time..: 14:29	Analyst ID.....: 001637	
		Instrument ID..: I8		MDL.....: 0.13		
Barium	**47.2**	**1.0**	**ug/L**	**SW846 6020**	**09/04-09/08/08**	**KV6EC1DK**
		Dilution Factor: 1		Analysis Time..: 14:29	Analyst ID.....: 001637	
		Instrument ID..: I8		MDL.....: 0.014		
Beryllium	**0.034 B**	**1.0**	**ug/L**	**SW846 6020**	**09/04-09/08/08**	**KV6EC1DL**
		Dilution Factor: 1		Analysis Time..: 14:29	Analyst ID.....: 001637	
		Instrument ID..: I8		MDL.....: 0.012		
Calcium	**184000 J**	**1000**	**ug/L**	**SW846 6020**	**09/04-09/08/08**	**KV6EC1D4**
		Dilution Factor: 1		Analysis Time..: 14:29	Analyst ID.....: 001637	
		Instrument ID..: I8		MDL.....: 6.3		
Cadmium	ND	1.0	ug/L	SW846 6020	09/04-09/08/08	KV6EC1DM
		Dilution Factor: 1		Analysis Time..: 14:29	Analyst ID.....: 001637	
		Instrument ID..: I8		MDL.....: 0.0061		
Cobalt	**66.4 J**	**1.0**	**ug/L**	**SW846 6020**	**09/04-09/08/08**	**KV6EC1DN**
		Dilution Factor: 1		Analysis Time..: 14:29	Analyst ID.....: 001637	
		Instrument ID..: I8		MDL.....: 0.0041		
Chromium	**2.0**	**2.0**	**ug/L**	**SW846 6020**	**09/04-09/08/08**	**KV6EC1D3**
		Dilution Factor: 1		Analysis Time..: 14:29	Analyst ID.....: 001637	
		Instrument ID..: I8		MDL.....: 0.069		
Copper	**0.13 B**	**2.0**	**ug/L**	**SW846 6020**	**09/04-09/08/08**	**KV6EC1DP**
		Dilution Factor: 1		Analysis Time..: 14:29	Analyst ID.....: 001637	
		Instrument ID..: I8		MDL.....: 0.051		
Iron	**132000 J**	**50.0**	**ug/L**	**SW846 6020**	**09/04-09/08/08**	**KV6EC1DQ**
		Dilution Factor: 1		Analysis Time..: 14:29	Analyst ID.....: 001637	
		Instrument ID..: I8		MDL.....: 1.1		

(Continued on next page)

Tetra Tech NUS, Inc

Client Sample ID: DMW-18S-090208

DISSOLVED Metals

Lot-Sample #...: A8I030112-004 **Matrix.....:** WG

PARAMETER	RESULT	REPORTING LIMIT	UNITS	METHOD	PREPARATION-ANALYSIS DATE	WORK ORDER #
Magnesium	**183000**	**1000**	**ug/L**	**SW846 6020**	**09/04-09/08/08**	**KV6EC1D5**
		Dilution Factor: 1		Analysis Time..: 14:29	Analyst ID.....: 001637	
		Instrument ID..: I8		MDL.....: 2.2		
Manganese	**3950 J**	**1.0**	**ug/L**	**SW846 6020**	**09/04-09/08/08**	**KV6EC1DT**
		Dilution Factor: 1		Analysis Time..: 14:29	Analyst ID.....: 001637	
		Instrument ID..: I8		MDL.....: 0.027		
Molybdenum	ND	2.0	ug/L	SW846 6020	09/04-09/08/08	KV6EC1DU
		Dilution Factor: 1		Analysis Time..: 14:29	Analyst ID.....: 001637	
		Instrument ID..: I8		MDL.....: 0.12		
Nickel	**36.4**	**2.0**	**ug/L**	**SW846 6020**	**09/04-09/08/08**	**KV6EC1DV**
		Dilution Factor: 1		Analysis Time..: 14:29	Analyst ID.....: 001637	
		Instrument ID..: I8		MDL.....: 0.053		
Lead	ND	1.0	ug/L	SW846 6020	09/04-09/08/08	KV6EC1DR
		Dilution Factor: 1		Analysis Time..: 14:29	Analyst ID.....: 001637	
		Instrument ID..: I8		MDL.....: 0.018		
Antimony	ND	2.0	ug/L	SW846 6020	09/04-09/08/08	KV6EC1DH
		Dilution Factor: 1		Analysis Time..: 14:29	Analyst ID.....: 001637	
		Instrument ID..: I8		MDL.....: 0.035		
Selenium	**0.77 B**	**5.0**	**ug/L**	**SW846 6020**	**09/04-09/08/08**	**KV6EC1DW**
		Dilution Factor: 1		Analysis Time..: 14:29	Analyst ID.....: 001637	
		Instrument ID..: I8		MDL.....: 0.14		
Thallium	ND	1.0	ug/L	SW846 6020	09/04-09/08/08	KV6EC1D0
		Dilution Factor: 1		Analysis Time..: 14:29	Analyst ID.....: 001637	
		Instrument ID..: I8		MDL.....: 0.11		
Vanadium	**1.9 B**	**20.0**	**ug/L**	**SW846 6020**	**09/04-09/08/08**	**KV6EC1D1**
		Dilution Factor: 1		Analysis Time..: 14:29	Analyst ID.....: 001637	
		Instrument ID..: I8		MDL.....: 0.46		
Zinc	**36.6 J**	**20.0**	**ug/L**	**SW846 6020**	**09/04-09/08/08**	**KV6EC1D2**
		Dilution Factor: 1		Analysis Time..: 14:29	Analyst ID.....: 001637	
		Instrument ID..: I8		MDL.....: 0.20		

(Continued on next page)

Tetra Tech NUS, Inc

Client Sample ID: DMW-18S-090208

DISSOLVED Metals

Lot-Sample #...: A8I030112-004 **Matrix.....:** WG

PARAMETER	RESULT	REPORTING LIMIT	UNITS	METHOD	PREPARATION-ANALYSIS DATE	WORK ORDER #
Mercury	ND	0.20	ug/L	SW846 7470A	09/04-09/05/08	KV6EC1D6

Dilution Factor: 1 Analysis Time..: 13:48 Analyst ID.....: 001576

Instrument ID..: H1 MDL.....: 0.10

NOTE(S):

B Estimated result. Result is less than RL.

J Method blank contamination. The associated method blank contains the target analyte at a reportable level.

Tetra Tech NUS, Inc

Client Sample ID: DMW-14D-090308

TOTAL Metals

Lot-Sample #...: A8I040133-002 **Matrix.....:** WG
Date Sampled...: 09/03/08 11:25 **Date Received..:** 09/04/08

PARAMETER	RESULT	REPORTING LIMIT	UNITS	METHOD	PREPARATION-ANALYSIS DATE	WORK ORDER #
Prep Batch #...: 8249013						
Silver	**0.044 B**	**1.0**	**ug/L**	**SW846 6020**	**09/05/08**	**KV8WX1AW**
		Dilution Factor: 1		Analysis Time..: 17:43	Analyst ID.....: 001637	
		Instrument ID..: I8		MDL.....: 0.0026		
Arsenic	**19.6**	**5.0**	**ug/L**	**SW846 6020**	**09/05/08**	**KV8WX1AH**
		Dilution Factor: 1		Analysis Time..: 17:43	Analyst ID.....: 001637	
		Instrument ID..: I8		MDL.....: 0.13		
Barium	**25.6 J**	**1.0**	**ug/L**	**SW846 6020**	**09/05/08**	**KV8WX1AJ**
		Dilution Factor: 1		Analysis Time..: 17:43	Analyst ID.....: 001637	
		Instrument ID..: I8		MDL.....: 0.014		
Beryllium	**0.71 B**	**1.0**	**ug/L**	**SW846 6020**	**09/05/08**	**KV8WX1AK**
		Dilution Factor: 1		Analysis Time..: 17:43	Analyst ID.....: 001637	
		Instrument ID..: I8		MDL.....: 0.012		
Calcium	**1660 J**	**1000**	**ug/L**	**SW846 6020**	**09/05/08**	**KV8WX1A3**
		Dilution Factor: 1		Analysis Time..: 17:43	Analyst ID.....: 001637	
		Instrument ID..: I8		MDL.....: 6.3		
Cadmium	**0.12 B**	**1.0**	**ug/L**	**SW846 6020**	**09/05/08**	**KV8WX1AL**
		Dilution Factor: 1		Analysis Time..: 17:43	Analyst ID.....: 001637	
		Instrument ID..: I8		MDL.....: 0.0061		
Cobalt	**8.8 J**	**1.0**	**ug/L**	**SW846 6020**	**09/05/08**	**KV8WX1AM**
		Dilution Factor: 1		Analysis Time..: 17:43	Analyst ID.....: 001637	
		Instrument ID..: I8		MDL.....: 0.0041		
Chromium	**22.9 J**	**2.0**	**ug/L**	**SW846 6020**	**09/05/08**	**KV8WX1A2**
		Dilution Factor: 1		Analysis Time..: 17:43	Analyst ID.....: 001637	
		Instrument ID..: I8		MDL.....: 0.069		
Copper	**37.2 J**	**2.0**	**ug/L**	**SW846 6020**	**09/05/08**	**KV8WX1AN**
		Dilution Factor: 1		Analysis Time..: 17:43	Analyst ID.....: 001637	
		Instrument ID..: I8		MDL.....: 0.051		
Magnesium	**592 B,J**	**1000**	**ug/L**	**SW846 6020**	**09/05/08**	**KV8WX1A4**
		Dilution Factor: 1		Analysis Time..: 17:43	Analyst ID.....: 001637	
		Instrument ID..: I8		MDL.....: 2.2		

(Continued on next page)

Tetra Tech NUS, Inc

Client Sample ID: DMW-14D-090308

TOTAL Metals

Lot-Sample #...: A8I040133-002 **Matrix.....:** WG

PARAMETER	RESULT	REPORTING LIMIT	UNITS	METHOD	PREPARATION-ANALYSIS DATE	WORK ORDER #
Molybdenum	**3.0 J**	**2.0**	**ug/L**	**SW846 6020**	**09/05/08**	**KV8WX1AT**
		Dilution Factor: 1		Analysis Time..: 17:43	Analyst ID.....: 001637	
		Instrument ID..: I8		MDL.....: 0.12		
Nickel	**11.7 J**	**2.0**	**ug/L**	**SW846 6020**	**09/05/08**	**KV8WX1AU**
		Dilution Factor: 1		Analysis Time..: 17:43	Analyst ID.....: 001637	
		Instrument ID..: I8		MDL.....: 0.053		
Lead	**2.6 J**	**1.0**	**ug/L**	**SW846 6020**	**09/05/08**	**KV8WX1AQ**
		Dilution Factor: 1		Analysis Time..: 17:43	Analyst ID.....: 001637	
		Instrument ID..: I8		MDL.....: 0.018		
Antimony	**0.33 B,J**	**2.0**	**ug/L**	**SW846 6020**	**09/05/08**	**KV8WX1AG**
		Dilution Factor: 1		Analysis Time..: 17:43	Analyst ID.....: 001637	
		Instrument ID..: I8		MDL.....: 0.035		
Selenium	**1.1 B**	**5.0**	**ug/L**	**SW846 6020**	**09/05/08**	**KV8WX1AV**
		Dilution Factor: 1		Analysis Time..: 17:43	Analyst ID.....: 001637	
		Instrument ID..: I8		MDL.....: 0.14		
Thallium	**0.18 B,J**	**1.0**	**ug/L**	**SW846 6020**	**09/05/08**	**KV8WX1AX**
		Dilution Factor: 1		Analysis Time..: 17:43	Analyst ID.....: 001637	
		Instrument ID..: I8		MDL.....: 0.11		
Vanadium	**31.6**	**20.0**	**ug/L**	**SW846 6020**	**09/05/08**	**KV8WX1A0**
		Dilution Factor: 1		Analysis Time..: 17:43	Analyst ID.....: 001637	
		Instrument ID..: I8		MDL.....: 0.46		
Zinc	**31.1 J**	**20.0**	**ug/L**	**SW846 6020**	**09/05/08**	**KV8WX1A1**
		Dilution Factor: 1		Analysis Time..: 17:43	Analyst ID.....: 001637	
		Instrument ID..: I8		MDL.....: 0.20		
Mercury	**0.83**	**0.20**	**ug/L**	**SW846 7470A**	**09/05/08**	**KV8WX1A5**
		Dilution Factor: 1		Analysis Time..: 15:13	Analyst ID.....: 001576	
		Instrument ID..: H1		MDL.....: 0.10		
Prep Batch #...: 8253010						
Iron	**11100 J**	**50.0**	**ug/L**	**SW846 6020**	**09/09-09/10/08**	**KV8WX2AP**
		Dilution Factor: 1		Analysis Time..: 08:24	Analyst ID.....: 001637	
		Instrument ID..: I8		MDL.....: 1.1		

(Continued on next page)

Tetra Tech NUS, Inc

Client Sample ID: DMW-14D-090308

TOTAL Metals

Lot-Sample #...: A8I040133-002 **Matrix.....:** WG

PARAMETER	RESULT	REPORTING LIMIT	UNITS	METHOD	PREPARATION-ANALYSIS DATE	WORK ORDER #
Manganese	**47.3 J**	**1.0**	**ug/L**	**SW846 6020**	**09/09-09/10/08**	**KV8WX2AR**
		Dilution Factor: 1		Analysis Time..: 08:24	Analyst ID.....: 001637	
		Instrument ID..: I8		MDL.....: 0.027		

NOTE(S):

B Estimated result. Result is less than RL.

J Method blank contamination. The associated method blank contains the target analyte at a reportable level.

Tetra Tech NUS, Inc

Client Sample ID: DMW-14D-090308

DISSOLVED Metals

Lot-Sample #...: A8I040133-002 **Matrix.....:** WG
Date Sampled...: 09/03/08 11:25 **Date Received..:** 09/04/08

PARAMETER	RESULT	REPORTING LIMIT	UNITS	METHOD	PREPARATION-ANALYSIS DATE	WORK ORDER #
Prep Batch #...: 8249013						
Silver	ND	1.0	ug/L	SW846 6020	09/05/08	KV8WX1CL
		Dilution Factor: 1		Analysis Time..: 17:47	Analyst ID.....: 001637	
		Instrument ID..: I8		MDL.....: 0.0026		
Arsenic	**7.9**	**5.0**	**ug/L**	**SW846 6020**	**09/05/08**	**KV8WX1A7**
		Dilution Factor: 1		Analysis Time..: 17:47	Analyst ID.....: 001637	
		Instrument ID..: I8		MDL.....: 0.13		
Barium	**8.1 J**	**1.0**	**ug/L**	**SW846 6020**	**09/05/08**	**KV8WX1A8**
		Dilution Factor: 1		Analysis Time..: 17:47	Analyst ID.....: 001637	
		Instrument ID..: I8		MDL.....: 0.014		
Beryllium	**0.18 B**	**1.0**	**ug/L**	**SW846 6020**	**09/05/08**	**KV8WX1A9**
		Dilution Factor: 1		Analysis Time..: 17:47	Analyst ID.....: 001637	
		Instrument ID..: I8		MDL.....: 0.012		
Calcium	**1630 J**	**1000**	**ug/L**	**SW846 6020**	**09/05/08**	**KV8WX1CR**
		Dilution Factor: 1		Analysis Time..: 17:47	Analyst ID.....: 001637	
		Instrument ID..: I8		MDL.....: 6.3		
Cadmium	**0.012 B**	**1.0**	**ug/L**	**SW846 6020**	**09/05/08**	**KV8WX1CA**
		Dilution Factor: 1		Analysis Time..: 17:47	Analyst ID.....: 001637	
		Instrument ID..: I8		MDL.....: 0.0061		
Cobalt	**7.3 J**	**1.0**	**ug/L**	**SW846 6020**	**09/05/08**	**KV8WX1CC**
		Dilution Factor: 1		Analysis Time..: 17:47	Analyst ID.....: 001637	
		Instrument ID..: I8		MDL.....: 0.0041		
Chromium	**1.8 B,J**	**2.0**	**ug/L**	**SW846 6020**	**09/05/08**	**KV8WX1CQ**
		Dilution Factor: 1		Analysis Time..: 17:47	Analyst ID.....: 001637	
		Instrument ID..: I8		MDL.....: 0.069		
Copper	**2.6 J**	**2.0**	**ug/L**	**SW846 6020**	**09/05/08**	**KV8WX1CD**
		Dilution Factor: 1		Analysis Time..: 17:47	Analyst ID.....: 001637	
		Instrument ID..: I8		MDL.....: 0.051		
Magnesium	**418 B,J**	**1000**	**ug/L**	**SW846 6020**	**09/05/08**	**KV8WX1CT**
		Dilution Factor: 1		Analysis Time..: 17:47	Analyst ID.....: 001637	
		Instrument ID..: I8		MDL.....: 2.2		

(Continued on next page)

Tetra Tech NUS, Inc

Client Sample ID: DMW-14D-090308

DISSOLVED Metals

Lot-Sample #...: A8I040133-002 **Matrix.....:** WG

PARAMETER	RESULT	REPORTING LIMIT	UNITS	METHOD	PREPARATION-ANALYSIS DATE	WORK ORDER #
Molybdenum	**0.40 B,J**	**2.0**	**ug/L**	**SW846 6020**	**09/05/08**	**KV8WX1CH**
		Dilution Factor: 1		Analysis Time..: 17:47	Analyst ID.....: 001637	
		Instrument ID..: I8		MDL.....: 0.12		
Nickel	**8.0 J**	**2.0**	**ug/L**	**SW846 6020**	**09/05/08**	**KV8WX1CJ**
		Dilution Factor: 1		Analysis Time..: 17:47	Analyst ID.....: 001637	
		Instrument ID..: I8		MDL.....: 0.053		
Lead	**0.18 B,J**	**1.0**	**ug/L**	**SW846 6020**	**09/05/08**	**KV8WX1CF**
		Dilution Factor: 1		Analysis Time..: 17:47	Analyst ID.....: 001637	
		Instrument ID..: I8		MDL.....: 0.018		
Antimony	**0.065 B,J**	**2.0**	**ug/L**	**SW846 6020**	**09/05/08**	**KV8WX1A6**
		Dilution Factor: 1		Analysis Time..: 17:47	Analyst ID.....: 001637	
		Instrument ID..: I8		MDL.....: 0.035		
Selenium	ND	5.0	ug/L	SW846 6020	09/05/08	KV8WX1CK
		Dilution Factor: 1		Analysis Time..: 17:47	Analyst ID.....: 001637	
		Instrument ID..: I8		MDL.....: 0.14		
Thallium	ND	1.0	ug/L	SW846 6020	09/05/08	KV8WX1CM
		Dilution Factor: 1		Analysis Time..: 17:47	Analyst ID.....: 001637	
		Instrument ID..: I8		MDL.....: 0.11		
Vanadium	**2.9 B**	**20.0**	**ug/L**	**SW846 6020**	**09/05/08**	**KV8WX1CN**
		Dilution Factor: 1		Analysis Time..: 17:47	Analyst ID.....: 001637	
		Instrument ID..: I8		MDL.....: 0.46		
Zinc	**15.0 B,J**	**20.0**	**ug/L**	**SW846 6020**	**09/05/08**	**KV8WX1CP**
		Dilution Factor: 1		Analysis Time..: 17:47	Analyst ID.....: 001637	
		Instrument ID..: I8		MDL.....: 0.20		
Mercury	ND	0.20	ug/L	SW846 7470A	09/05/08	KV8WX1CU
		Dilution Factor: 1		Analysis Time..: 15:17	Analyst ID.....: 001576	
		Instrument ID..: H1		MDL.....: 0.10		
Prep Batch #...: 8253010						
Iron	**4020 J**	**50.0**	**ug/L**	**SW846 6020**	**09/09-09/10/08**	**KV8WX2CE**
		Dilution Factor: 1		Analysis Time..: 08:38	Analyst ID.....: 001637	
		Instrument ID..: I8		MDL.....: 1.1		

(Continued on next page)

Tetra Tech NUS, Inc

Client Sample ID: DMW-14D-090308

DISSOLVED Metals

Lot-Sample #...: A8I040133-002 **Matrix.....:** WG

PARAMETER	RESULT	REPORTING LIMIT	UNITS	METHOD	PREPARATION-ANALYSIS DATE	WORK ORDER #
Manganese	**50.3 J**	**1.0**	**ug/L**	**SW846 6020**	**09/09-09/10/08**	**KV8WX2CG**
		Dilution Factor: 1		Analysis Time..: 08:38	Analyst ID.....: 001637	
		Instrument ID..: I8		MDL.....: 0.027		

NOTE(S):

J Method blank contamination. The associated method blank contains the target analyte at a reportable level.

B Estimated result. Result is less than RL.

Tetra Tech NUS, Inc

Client Sample ID: DMW-17D-090508

TOTAL Metals

Lot-Sample #...: A8I060117-002 **Matrix.....:** WG
Date Sampled...: 09/05/08 14:00 **Date Received..:** 09/06/08

PARAMETER	RESULT	REPORTING LIMIT	UNITS	METHOD	PREPARATION-ANALYSIS DATE	WORK ORDER #
Prep Batch #...: 8253014						
Silver	**0.058 B**	**1.0**	**ug/L**	**SW846 6020**	**09/09-09/10/08**	**KWEFC1AR**
		Dilution Factor: 1		Analysis Time..: 08:52	Analyst ID.....: 001637	
		Instrument ID..: I8		MDL.....: 0.0026		
Arsenic	**17.2**	**5.0**	**ug/L**	**SW846 6020**	**09/09-09/10/08**	**KWEFC1AD**
		Dilution Factor: 1		Analysis Time..: 08:52	Analyst ID.....: 001637	
		Instrument ID..: I8		MDL.....: 0.13		
Barium	**134 J**	**1.0**	**ug/L**	**SW846 6020**	**09/09-09/10/08**	**KWEFC1AE**
		Dilution Factor: 1		Analysis Time..: 08:52	Analyst ID.....: 001637	
		Instrument ID..: I8		MDL.....: 0.014		
Beryllium	**1.0**	**1.0**	**ug/L**	**SW846 6020**	**09/09-09/10/08**	**KWEFC1AF**
		Dilution Factor: 1		Analysis Time..: 08:52	Analyst ID.....: 001637	
		Instrument ID..: I8		MDL.....: 0.012		
Cadmium	**0.15 B**	**1.0**	**ug/L**	**SW846 6020**	**09/09-09/10/08**	**KWEFC1AG**
		Dilution Factor: 1		Analysis Time..: 08:52	Analyst ID.....: 001637	
		Instrument ID..: I8		MDL.....: 0.0061		
Cobalt	**15.1 J**	**1.0**	**ug/L**	**SW846 6020**	**09/09-09/10/08**	**KWEFC1AH**
		Dilution Factor: 1		Analysis Time..: 08:52	Analyst ID.....: 001637	
		Instrument ID..: I8		MDL.....: 0.0041		
Chromium	**89.3 J**	**2.0**	**ug/L**	**SW846 6020**	**09/09-09/10/08**	**KWEFC1AW**
		Dilution Factor: 1		Analysis Time..: 08:52	Analyst ID.....: 001637	
		Instrument ID..: I8		MDL.....: 0.069		
Copper	**62.4 J**	**2.0**	**ug/L**	**SW846 6020**	**09/09-09/10/08**	**KWEFC1AJ**
		Dilution Factor: 1		Analysis Time..: 08:52	Analyst ID.....: 001637	
		Instrument ID..: I8		MDL.....: 0.051		
Iron	**35200 J**	**50.0**	**ug/L**	**SW846 6020**	**09/09-09/10/08**	**KWEFC1AK**
		Dilution Factor: 1		Analysis Time..: 08:52	Analyst ID.....: 001637	
		Instrument ID..: I8		MDL.....: 1.1		
Manganese	**171 J**	**1.0**	**ug/L**	**SW846 6020**	**09/09-09/10/08**	**KWEFC1AM**
		Dilution Factor: 1		Analysis Time..: 08:52	Analyst ID.....: 001637	
		Instrument ID..: I8		MDL.....: 0.027		

(Continued on next page)

Tetra Tech NUS, Inc

Client Sample ID: DMW-17D-090508

TOTAL Metals

Lot-Sample #...: A8I060117-002 **Matrix.....:** WG

PARAMETER	RESULT	REPORTING LIMIT	UNITS	METHOD	PREPARATION-ANALYSIS DATE	WORK ORDER #
Molybdenum	**5.4**	**2.0**	**ug/L**	**SW846 6020**	**09/09-09/10/08**	**KWEFC1AN**
		Dilution Factor: 1		Analysis Time..: 08:52	Analyst ID.....: 001637	
		Instrument ID..: I8		MDL.....: 0.12		
Nickel	**32.5 J**	**2.0**	**ug/L**	**SW846 6020**	**09/09-09/10/08**	**KWEFC1AP**
		Dilution Factor: 1		Analysis Time..: 08:52	Analyst ID.....: 001637	
		Instrument ID..: I8		MDL.....: 0.053		
Lead	**26.1 J**	**1.0**	**ug/L**	**SW846 6020**	**09/09-09/10/08**	**KWEFC1AL**
		Dilution Factor: 1		Analysis Time..: 08:52	Analyst ID.....: 001637	
		Instrument ID..: I8		MDL.....: 0.018		
Antimony	**0.48 B**	**2.0**	**ug/L**	**SW846 6020**	**09/09-09/10/08**	**KWEFC1AC**
		Dilution Factor: 1		Analysis Time..: 08:52	Analyst ID.....: 001637	
		Instrument ID..: I8		MDL.....: 0.035		
Selenium	**2.8 B**	**5.0**	**ug/L**	**SW846 6020**	**09/09-09/10/08**	**KWEFC1AQ**
		Dilution Factor: 1		Analysis Time..: 08:52	Analyst ID.....: 001637	
		Instrument ID..: I8		MDL.....: 0.14		
Thallium	**0.64 B,J**	**1.0**	**ug/L**	**SW846 6020**	**09/09-09/10/08**	**KWEFC1AT**
		Dilution Factor: 1		Analysis Time..: 08:52	Analyst ID.....: 001637	
		Instrument ID..: I8		MDL.....: 0.11		
Vanadium	**139**	**20.0**	**ug/L**	**SW846 6020**	**09/09-09/10/08**	**KWEFC1AU**
		Dilution Factor: 1		Analysis Time..: 08:52	Analyst ID.....: 001637	
		Instrument ID..: I8		MDL.....: 0.46		
Zinc	**93.5 J**	**20.0**	**ug/L**	**SW846 6020**	**09/09-09/10/08**	**KWEFC1AV**
		Dilution Factor: 1		Analysis Time..: 08:52	Analyst ID.....: 001637	
		Instrument ID..: I8		MDL.....: 0.20		
Mercury	**0.22 J**	**0.20**	**ug/L**	**SW846 7470A**	**09/09-09/11/08**	**KWEFC1AX**
		Dilution Factor: 1		Analysis Time..: 13:06	Analyst ID.....: 001576	
		Instrument ID..: H4		MDL.....: 0.10		

NOTE(S):

B Estimated result. Result is less than RL.

J Method blank contamination. The associated method blank contains the target analyte at a reportable level.

Tetra Tech NUS, Inc

Client Sample ID: DMW-17D-090508

DISSOLVED Metals

Lot-Sample #...: A8I060117-002 **Matrix.....:** WG
Date Sampled...: 09/05/08 14:00 **Date Received..:** 09/06/08

PARAMETER	RESULT	REPORTING LIMIT	UNITS	METHOD	PREPARATION-ANALYSIS DATE	WORK ORDER #
Prep Batch #...: 8253014						
Silver	ND	1.0	ug/L	SW846 6020	09/09-09/10/08	KWEFC1CE
		Dilution Factor: 1		Analysis Time..: 09:16	Analyst ID.....: 001637	
		Instrument ID..: I8		MDL.....: 0.0026		
Arsenic	**2.9 B**	**5.0**	**ug/L**	**SW846 6020**	**09/09-09/10/08**	**KWEFC1A1**
		Dilution Factor: 1		Analysis Time..: 09:16	Analyst ID.....: 001637	
		Instrument ID..: I8		MDL.....: 0.13		
Barium	**18.1 J**	**1.0**	**ug/L**	**SW846 6020**	**09/09-09/10/08**	**KWEFC1A2**
		Dilution Factor: 1		Analysis Time..: 09:16	Analyst ID.....: 001637	
		Instrument ID..: I8		MDL.....: 0.014		
Beryllium	ND	1.0	ug/L	SW846 6020	09/09-09/10/08	KWEFC1A3
		Dilution Factor: 1		Analysis Time..: 09:16	Analyst ID.....: 001637	
		Instrument ID..: I8		MDL.....: 0.012		
Cadmium	ND	1.0	ug/L	SW846 6020	09/09-09/10/08	KWEFC1A4
		Dilution Factor: 1		Analysis Time..: 09:16	Analyst ID.....: 001637	
		Instrument ID..: I8		MDL.....: 0.0061		
Cobalt	**8.4 J**	**1.0**	**ug/L**	**SW846 6020**	**09/09-09/10/08**	**KWEFC1A5**
		Dilution Factor: 1		Analysis Time..: 09:16	Analyst ID.....: 001637	
		Instrument ID..: I8		MDL.....: 0.0041		
Chromium	**0.19 B,J**	**2.0**	**ug/L**	**SW846 6020**	**09/09-09/10/08**	**KWEFC1CJ**
		Dilution Factor: 1		Analysis Time..: 09:16	Analyst ID.....: 001637	
		Instrument ID..: I8		MDL.....: 0.069		
Copper	**0.096 B,J**	**2.0**	**ug/L**	**SW846 6020**	**09/09-09/10/08**	**KWEFC1A6**
		Dilution Factor: 1		Analysis Time..: 09:16	Analyst ID.....: 001637	
		Instrument ID..: I8		MDL.....: 0.051		
Iron	**12000 J**	**50.0**	**ug/L**	**SW846 6020**	**09/09-09/10/08**	**KWEFC1A7**
		Dilution Factor: 1		Analysis Time..: 09:16	Analyst ID.....: 001637	
		Instrument ID..: I8		MDL.....: 1.1		
Manganese	**161 J**	**1.0**	**ug/L**	**SW846 6020**	**09/09-09/10/08**	**KWEFC1A9**
		Dilution Factor: 1		Analysis Time..: 09:16	Analyst ID.....: 001637	
		Instrument ID..: I8		MDL.....: 0.027		

(Continued on next page)

Tetra Tech NUS, Inc

Client Sample ID: DMW-17D-090508

DISSOLVED Metals

Lot-Sample #...: A8I060117-002 **Matrix.....:** WG

PARAMETER	RESULT	REPORTING LIMIT	UNITS	METHOD	PREPARATION-ANALYSIS DATE	WORK ORDER #
Molybdenum	**1.3 B**	**2.0**	**ug/L**	**SW846 6020**	**09/09-09/10/08**	**KWEFC1CA**
		Dilution Factor: 1		Analysis Time..: 09:16	Analyst ID.....: 001637	
		Instrument ID..: I8		MDL.....: 0.12		
Nickel	**12.6 J**	**2.0**	**ug/L**	**SW846 6020**	**09/09-09/10/08**	**KWEFC1CC**
		Dilution Factor: 1		Analysis Time..: 09:16	Analyst ID.....: 001637	
		Instrument ID..: I8		MDL.....: 0.053		
Lead	**0.043 B,J**	**1.0**	**ug/L**	**SW846 6020**	**09/09-09/10/08**	**KWEFC1A8**
		Dilution Factor: 1		Analysis Time..: 09:16	Analyst ID.....: 001637	
		Instrument ID..: I8		MDL.....: 0.018		
Antimony	ND	2.0	ug/L	SW846 6020	09/09-09/10/08	KWEFC1A0
		Dilution Factor: 1		Analysis Time..: 09:16	Analyst ID.....: 001637	
		Instrument ID..: I8		MDL.....: 0.035		
Selenium	ND	5.0	ug/L	SW846 6020	09/09-09/10/08	KWEFC1CD
		Dilution Factor: 1		Analysis Time..: 09:16	Analyst ID.....: 001637	
		Instrument ID..: I8		MDL.....: 0.14		
Thallium	**0.45 B,J**	**1.0**	**ug/L**	**SW846 6020**	**09/09-09/10/08**	**KWEFC1CF**
		Dilution Factor: 1		Analysis Time..: 09:16	Analyst ID.....: 001637	
		Instrument ID..: I8		MDL.....: 0.11		
Vanadium	ND	20.0	ug/L	SW846 6020	09/09-09/10/08	KWEFC1CG
		Dilution Factor: 1		Analysis Time..: 09:16	Analyst ID.....: 001637	
		Instrument ID..: I8		MDL.....: 0.46		
Zinc	**18.9 B,J**	**20.0**	**ug/L**	**SW846 6020**	**09/09-09/10/08**	**KWEFC1CH**
		Dilution Factor: 1		Analysis Time..: 09:16	Analyst ID.....: 001637	
		Instrument ID..: I8		MDL.....: 0.20		
Mercury	**0.13 B,J**	**0.20**	**ug/L**	**SW846 7470A**	**09/09/08**	**KWEFC1CK**
		Dilution Factor: 1		Analysis Time..: 13:19	Analyst ID.....: 001637	
		Instrument ID..: H1		MDL.....: 0.10		

NOTE(S):

B Estimated result. Result is less than RL.

J Method blank contamination. The associated method blank contains the target analyte at a reportable level.

Tetra Tech NUS, Inc

Client Sample ID: DMW-3D-082708

General Chemistry

Lot-Sample #...: A8H280126-002 **Work Order #...:** KVXM0 **Matrix.....:** WG
Date Sampled...: 08/27/08 11:18 **Date Received..:** 08/28/08

PARAMETER	RESULT	RL	UNITS	METHOD	PREPARATION-ANALYSIS DATE	PREP BATCH #
Hexavalent Chromium	**0.004 B**	**0.02**	**mg/L**	**SW846 7196A**	**08/28/08**	**8241475**

Dilution Factor: 1 MDL.....: 0.002

NOTE(S):

RL Reporting Limit

B Estimated result. Result is less than RL.

Tetra Tech NUS, Inc

Client Sample ID: DMW-3I-082708

General Chemistry

Lot-Sample #...: A8H280126-003 **Work Order #...:** KVXM2 **Matrix.....:** WG
Date Sampled...: 08/27/08 12:36 **Date Received..:** 08/28/08

PARAMETER	RESULT	RL	UNITS	METHOD	PREPARATION-ANALYSIS DATE	PREP BATCH #
Hexavalent Chromium	ND	0.02	mg/L	SW846 7196A	08/28/08	8241475

Dilution Factor: 1 MDL.....: 0.002

Tetra Tech NUS, Inc

Client Sample ID: DMW-3S-082708

General Chemistry

Lot-Sample #...: A8H280126-004 **Work Order #...:** KVXM3 **Matrix.....:** WG
Date Sampled...: 08/27/08 14:45 **Date Received..:** 08/28/08

PARAMETER	RESULT	RL	UNITS	METHOD	PREPARATION-ANALYSIS DATE	PREP BATCH #
Hexavalent Chromium	ND	0.02	mg/L	SW846 7196A	08/28/08	8241475

Dilution Factor: 1 MDL.....: 0.002

Tetra Tech NUS, Inc

Client Sample ID: DMW-7D-082808

General Chemistry

Lot-Sample #...: A8H290111-002 **Work Order #...:** KV118 **Matrix.....:** WG
Date Sampled...: 08/28/08 10:37 **Date Received..:** 08/29/08

PARAMETER	RESULT	RL	UNITS	METHOD	PREPARATION-ANALYSIS DATE	PREP BATCH #
Hexavalent Chromium	ND	0.02	mg/L	SW846 7196A	08/29/08	8242428

Dilution Factor: 1 MDL.....: 0.002

Tetra Tech NUS, Inc

Client Sample ID: DMW-7I-082808

General Chemistry

Lot-Sample #...: A8H290111-003 **Work Order #...:** KV119 **Matrix.....:** WG
Date Sampled...: 08/28/08 11:52 **Date Received..:** 08/29/08

PARAMETER	RESULT	RL	UNITS	METHOD	PREPARATION-ANALYSIS DATE	PREP BATCH #
pH (liquid)	**4.1**		**No Units**	**SW846 9040B**	**08/29/08**	**8242436**
		Dilution Factor: 1		MDL.....:		
Chemical Oxygen Demand (COD)	**74.2**	**20.0**	**mg/L**	**SM18 5220 D**	**09/02/08**	**8246361**
		Dilution Factor: 1		MDL.....: 7.2		
Hexavalent Chromium	ND	0.02	mg/L	SW846 7196A	08/29/08	8242428
		Dilution Factor: 1		MDL.....: 0.002		
Total Alkalinity	ND	5.0	mg/L	SM18 2320 B	09/03/08	8247388
		Dilution Factor: 1		MDL.....: 1.9		
Total Organic Carbon	**6**	**1**	**mg/L**	**MCAWW 415.1**	**09/03/08**	**8248041**
		Dilution Factor: 1		MDL.....: 0.2		

Tetra Tech NUS, Inc

Client Sample ID: MW-5-082808

General Chemistry

Lot-Sample #...: A8H290111-004 **Work Order #...:** KV12C **Matrix.....:** WG
Date Sampled...: 08/28/08 15:02 **Date Received..:** 08/29/08

PARAMETER	RESULT	RL	UNITS	METHOD	PREPARATION-ANALYSIS DATE	PREP BATCH #
Hexavalent Chromium	**0.01 B**	**0.02**	**mg/L**	**SW846 7196A**	**08/29/08**	**8242428**

Dilution Factor: 1 MDL.....: 0.002

NOTE(S):

RL Reporting Limit

B Estimated result. Result is less than RL.

Tetra Tech NUS, Inc

Client Sample ID: DMW-2B-082908

General Chemistry

Lot-Sample #...: A8H300106-002 **Work Order #...:** KV3T6 **Matrix.....:** WG
Date Sampled...: 08/29/08 10:51 **Date Received..:** 08/30/08

PARAMETER	RESULT	RL	UNITS	METHOD	PREPARATION-ANALYSIS DATE	PREP BATCH #
Hexavalent Chromium	**0.007 B**	**0.02**	**mg/L**	**SW846 7196A**	**08/30/08**	**8246121**

Dilution Factor: 1 MDL.....: 0.002

NOTE(S):

RL Reporting Limit

B Estimated result. Result is less than RL.

Tetra Tech NUS, Inc

Client Sample ID: DMW-2A-082908

General Chemistry

Lot-Sample #...: A8H300106-003 **Work Order #...:** KV3T7 **Matrix.....:** WG
Date Sampled...: 08/29/08 12:01 **Date Received..:** 08/30/08

PARAMETER	RESULT	RL	UNITS	METHOD	PREPARATION-ANALYSIS DATE	PREP BATCH #
pH (liquid)	**4.6**		**No Units**	**SW846 9040B**	**08/30/08**	**8243079**
	Dilution Factor: 1			MDL.....:		
Chemical Oxygen Demand (COD)	**54.4**	**20.0**	**mg/L**	**SM18 5220 D**	**09/02/08**	**8246361**
	Dilution Factor: 1			MDL.....: 7.2		
Hexavalent Chromium	**0.004 B**	**0.02**	**mg/L**	**SW846 7196A**	**08/30/08**	**8246121**
	Dilution Factor: 1			MDL.....: 0.002		
Total Alkalinity	**2.4 B,J**	**5.0**	**mg/L**	**SM18 2320 B**	**09/03/08**	**8247388**
	Dilution Factor: 1			MDL.....: 1.9		
Total Organic Carbon	**7**	**1**	**mg/L**	**MCAWW 415.1**	**09/03/08**	**8248041**
	Dilution Factor: 1			MDL.....: 0.2		

NOTE(S):

RL Reporting Limit

B Estimated result. Result is less than RL.

J Method blank contamination. The associated method blank contains the target analyte at a reportable level.

Tetra Tech NUS, Inc

Client Sample ID: DMW-18I-090208

General Chemistry

Lot-Sample #...: A8I030112-002 **Work Order #...:** KV6DR **Matrix.....:** WG
Date Sampled...: 09/02/08 10:47 **Date Received..:** 09/03/08

PARAMETER	RESULT	RL	UNITS	METHOD	PREPARATION-ANALYSIS DATE	PREP BATCH #
pH (liquid)	**5.9**		**No Units**	**SW846 9040B**	**09/03/08**	**8247528**
	Dilution Factor: 1			MDL.....:		
Chemical Oxygen Demand (COD)	**56.9**	**20.0**	**mg/L**	**SM18 5220 D**	**09/08/08**	**8252299**
	Dilution Factor: 1			MDL.....: 7.2		
Hexavalent Chromium	ND	0.02	mg/L	SW846 7196A	09/03/08	8248047
	Dilution Factor: 1			MDL.....: 0.002		
Total Alkalinity	**55.1 J**	**5.0**	**mg/L**	**SM18 2320 B**	**09/04/08**	**8249320**
	Dilution Factor: 1			MDL.....: 1.9		
Total Organic Carbon	**35**	**1**	**mg/L**	**MCAWW 415.1**	**09/08/08**	**8253088**
	Dilution Factor: 1			MDL.....: 0.2		

NOTE(S):

RL Reporting Limit

J Method blank contamination. The associated method blank contains the target analyte at a reportable level.

Tetra Tech NUS, Inc

Client Sample ID: DMW-18D-090208

General Chemistry

Lot-Sample #...: A8I030112-003 **Work Order #...:** KV6D9 **Matrix.....:** WG
Date Sampled...: 09/02/08 12:05 **Date Received..:** 09/03/08

PARAMETER	RESULT	RL	UNITS	METHOD	PREPARATION-ANALYSIS DATE	PREP BATCH #
pH (liquid)	**5.5**		**No Units**	**SW846 9040B**	**09/03/08**	**8247528**
		Dilution Factor: 1		MDL.....:		
Chemical Oxygen Demand (COD)	ND	20.0	mg/L	SM18 5220 D	09/08/08	8252299
		Dilution Factor: 1		MDL.....: 7.2		
Hexavalent Chromium	ND	0.02	mg/L	SW846 7196A	09/03/08	8248047
		Dilution Factor: 1		MDL.....: 0.002		
Total Alkalinity	**8.8 J**	**5.0**	**mg/L**	**SM18 2320 B**	**09/04/08**	**8249320**
		Dilution Factor: 1		MDL.....: 1.9		
Total Organic Carbon	**0.5 B**	**1**	**mg/L**	**MCAWW 415.1**	**09/08/08**	**8253088**
		Dilution Factor: 1		MDL.....: 0.2		

NOTE(S):

RL Reporting Limit

J Method blank contamination. The associated method blank contains the target analyte at a reportable level.

B Estimated result. Result is less than RL.

Tetra Tech NUS, Inc

Client Sample ID: DMW-18S-090208

General Chemistry

Lot-Sample #...: A8I030112-004 **Work Order #...:** KV6EC **Matrix.....:** WG
Date Sampled...: 09/02/08 15:01 **Date Received..:** 09/03/08

PARAMETER	RESULT	RL	UNITS	METHOD	PREPARATION-ANALYSIS DATE	PREP BATCH #
pH (liquid)	**6.6**		**No Units**	**SW846 9040B**	**09/03/08**	**8247528**
		Dilution Factor: 1		MDL.....:		
Chemical Oxygen Demand (COD)	**168**	**20.0**	**mg/L**	**SM18 5220 D**	**09/08/08**	**8252299**
		Dilution Factor: 1		MDL.....: 7.2		
Hexavalent Chromium	**0.002 B**	**0.02**	**mg/L**	**SW846 7196A**	**09/03/08**	**8248047**
		Dilution Factor: 1		MDL.....: 0.002		
Total Alkalinity	**355 J**	**5.0**	**mg/L**	**SM18 2320 B**	**09/04/08**	**8249320**
		Dilution Factor: 1		MDL.....: 1.9		
Total Organic Carbon	**43**	**1**	**mg/L**	**MCAWW 415.1**	**09/08/08**	**8253088**
		Dilution Factor: 1		MDL.....: 0.2		

NOTE(S):

RL Reporting Limit

B Estimated result. Result is less than RL.

J Method blank contamination. The associated method blank contains the target analyte at a reportable level.

Tetra Tech NUS, Inc

Client Sample ID: DMW-14D-090308

General Chemistry

Lot-Sample #...: A8I040133-002 **Work Order #...:** KV8WX **Matrix.....:** WG
Date Sampled...: 09/03/08 11:25 **Date Received..:** 09/04/08

PARAMETER	RESULT	RL	UNITS	METHOD	PREPARATION-ANALYSIS DATE	PREP BATCH #
pH (liquid)	**5.7**		**No Units**	**SW846 9040B**	**09/04/08**	**8248472**
	Dilution Factor: 1			MDL.....:		
Chemical Oxygen Demand (COD)	ND	20.0	mg/L	SM18 5220 D	09/08/08	8252299
	Dilution Factor: 1			MDL.....: 7.2		
Hexavalent Chromium	**0.04**	**0.04**	**mg/L**	**SW846 7196A**	**09/04/08**	**8252441**
	Dilution Factor: 2			MDL.....: 0.004		
Total Alkalinity	**4.9 B,J**	**5.0**	**mg/L**	**SM18 2320 B**	**09/05/08**	**8252391**
	Dilution Factor: 1			MDL.....: 1.9		
Total Organic Carbon	**1**	**1**	**mg/L**	**MCAWW 415.1**	**09/09/08**	**8253222**
	Dilution Factor: 1			MDL.....: 0.2		

NOTE(S):

RL Reporting Limit

B Estimated result. Result is less than RL.

J Method blank contamination. The associated method blank contains the target analyte at a reportable level.

Tetra Tech NUS, Inc

Client Sample ID: DMW-17D-090508

General Chemistry

Lot-Sample #...: A8I060117-002 **Work Order #...:** KWEFC **Matrix.....:** WG
Date Sampled...: 09/05/08 14:00 **Date Received..:** 09/06/08

PARAMETER	RESULT	RL	UNITS	METHOD	PREPARATION-ANALYSIS DATE	PREP BATCH #
Hexavalent Chromium	**0.25 B,G**	**0.40**	**mg/L**	**SW846 7196A**	**09/06/08**	**8250100**

Dilution Factor: 20 MDL.....: 0.04

NOTE(S):

RL Reporting Limit

B Estimated result. Result is less than RL.

G Elevated reporting limit. The reporting limit is elevated due to matrix interference.

Appendix C

Support Documentation

TestAmerica

THE LEADER IN ENVIRONMENTAL TESTING

CASE NARRATIVE

CASE NARRATIVE

8H28126

The following report contains the analytical results for thirteen water samples and six quality control samples submitted to TestAmerica North Canton by Tetra Tech NUS Inc. from the Martin State Airport Site. The samples were received August 28, 2008, August 29, 2008, August 30, 2008, September 03, 2008, September 04, 2008 and September 06, 2008, according to documented sample acceptance procedures.

This SDG consists of (6) laboratory ID's: A8H280126, A8H290111, A8H300106, A8I030112, A8I040133, and A8I060117.

TestAmerica utilizes USEPA approved methods in all analytical work. The samples presented in this report were analyzed for the parameter(s) listed on the analytical methods summary page in accordance with the method(s) indicated. Preliminary results were provided to Michael Martin, Tobrena Skeen, and Tony Apanavage on September 10, 2008, on September 11, 2008, on September 12, 2008, on September 18, 2008, and September 19, 2008. A summary of QC data for these analyses is included at the back of the report.

TestAmerica North Canton attests to the validity of the laboratory data generated by TestAmerica facilities reported herein. All analyses performed by TestAmerica facilities were done using established laboratory SOPs that incorporate QA/QC procedures described in the applicable methods. TestAmerica's operations groups have reviewed the data for compliance with the laboratory QA/QC plan, and data have been found to be compliant with laboratory protocols unless otherwise noted below.

Any reference within this document to Severn Trent Laboratories, Inc. or STL, should be understood to refer to TestAmerica Laboratories, Inc. (formerly known as Severn Trent Laboratories, Inc.)

The test results in this report meet all NELAP requirements for parameters for which accreditation is required or available. Any exceptions to NELAP requirements are noted in this report. Pursuant to NELAP, this report may not be reproduced, except in full, without the written approval of the laboratory.

Please refer to the Quality Control Elements Narrative following this case narrative for additional quality control information.

If you have any questions, please call the Project Manager, Patrick J. O'Meara, at 330-497-9396.

This report is sequentially paginated. The final page of the report is labeled as "END OF REPORT."

CASE NARRATIVE (continued)

SUPPLEMENTAL QC INFORMATION

SAMPLE RECEIVING

The coolers were received at temperatures ranging from 0.6 to 4.2°C.

GC/MS VOLATILES

The sample(s) that contained concentrations of target analyte(s) at a reportable level in the associated Method Blank(s) were flagged with "B". All target analytes in the Method Blank must be below the reporting limit (RL) or the associated sample(s) must be ND with the exception of common laboratory contaminants.

The sample(s) that contain results between the MDL and the RL were flagged with "J". There is a possibility of false positive or mis-identification at these quantitation levels. In analytical methods requiring confirmation of the analyte reported, confirmation was performed only down to the standard reporting limit (SRL). The acceptance criteria for QC samples may not be met at these quantitation levels.

The matrix spike/matrix spike duplicate(s) for DMW-18I-090208 had recoveries outside acceptance limits. However, since the associated method blank(s) and laboratory control sample(s) were in control, no corrective action was necessary.

The matrix spike/matrix spike duplicate(s) for batch(es) 8252307 and 8254097 had recoveries outside acceptance limits. However, since the associated method blank(s) and laboratory control sample(s) were in control, no corrective action was necessary.

The surrogate recoveries were outside of criteria (high) for sample(s) DMW-14D-090308 Since the sample was ND, no corrective action was necessary.

2-Chloroethyl vinyl ether cannot be reliably recovered in an acid preserved sample.

GC/MS SEMIVOLATILES

The analytical results met the requirements of the laboratory's QA/QC program.

METALS

The sample(s) that contain results between the MDL and the RL were flagged with "B". There is the possibility of false positive or mis-identification at these quantitation levels. The acceptance criteria for the ICB, CCB, and Method Blank are +/- the standard reporting limit (SRL).

CASE NARRATIVE (continued)

METALS (continued)

The sample(s) that contained concentrations of target analyte(s) at a reportable level in the associated Method Blank(s) were flagged with "J". Refer to the sample report pages for the affected analyte(s).

Matrix spike recovery and relative percent difference (RPD) data were not calculated for some analytes for DMW-7I-082808, DMW-18I-090208, DMW-14D-090308 and DMW-17D-090508 due to the sample concentration reading greater than four times the spike amount. See the Matrix Spike Report for the affected analytes which will be flagged with "NC, MSB".

The matrix spike/matrix spike duplicate(s) for DMW-18I-090208 and DMW-17D-090508 had RPD's and recoveries outside acceptance limits. However, since the associated method blank(s) and laboratory control sample(s) were in control, no corrective action was necessary.

No ICP MS Form IX was provided for batch(es) 8248013, 8249013, and 8253014. The serial dilution was performed on a different sample from the same QC batch(es).

GENERAL CHEMISTRY

The sample(s) that contain results between the MDL and the RL were flagged with "B". There is the possibility of false positive or mis-identification at these quantitation levels. The acceptance criteria for the ICB, CCB, and Method Blank are +/- the standard reporting limit (SRL).

The sample(s) had elevated reporting limits due to matrix interferences. Refer to the sample report pages for the affected analyte(s) flagged with "G".

The sample(s) that contained concentrations of target analyte(s) at a reportable level in the associated Method Blank(s) were flagged with "J". Refer to the sample report pages for the affected analytes(s).

The matrix spike/matrix spike duplicate(s) for DMW-18I-090208 had RPD's and recoveries outside acceptance limits. However, since the associated method blank(s) and laboratory control sample(s) were in control, no corrective action was necessary.

CASE NARRATIVE (continued)

GENERAL CHEMISTRY (continued)

The matrix spike/matrix spike duplicate data for batch(es) 8247388 for Total Alkalinity, 8252299 for Chemical Oxygen Demand, and 8252391 for Total Alkalinity are not included in this report. The batch QC samples, which document the effect of a specific sample matrix on method performance, were not associated with a sample reported in this lot. The data, therefore, has no bearing on the samples reported herein. In order to document compliance with the QC requirement for an MS/MSD per 20 environmental samples, a summary of sample/QC associations has been provided following this case narrative.

The sample duplicate data for batch(es) 8242436 and 8248472 is not included in this report for pH. The batch QC samples, which document the effect of a specific sample matrix on method performance, were not associated with a sample reported in this lot. The data, therefore, has no bearing on the samples reported herein. In order to document compliance with the QC requirement for a sample duplicate per 10 environmental samples, a summary of sample/QC associations has been provided following this case narrative.

TestAmerica
THE LEADER IN ENVIRONMENTAL TESTING

SHIPPING AND RECEIVING DOCUMENTS

Chain of Custody Record

Temperature on Receipt _____

Drinking Water? Yes ☐ No ☐

TestAmerica
THE LEADER IN ENVIRONMENTAL TESTING

TAL-4124 (1007)

Client: Tetra Tech NUS	Project Manager: Tony Apanavage	Date: 8-27-08	Chain of Custody Number: 093795
Address: 20251 Century Blvd Ste 200	Telephone Number (Area Code)/Fax Number: (301) 528-3021	Lab Number:	Page 1 of 1
City: Germantown / State: MD / Zip Code: 20874	Site Contact: Walt Peyton	Lab Contact: Pat O'Meara	
Project Name and Location (State): Martin State Airport	Carrier/Waybill Number:		
Contract/Purchase Order/Quote No.			

Sample I.D. No. and Description (Containers for each sample may be combined on one line)	Date	Time	Matrix: Air	Aqueous	Sed.	Soil	Containers & Preservatives: Unpres.	H2SO4	HNO3	HCl	NaOH	ZnAc/NaOH	Analysis: VOCs	Tot metals	Diss metals	Lt Distant	Hex Chrom	Special Instructions/ Conditions of Receipt
TB-082708	8-27-08	0730		X						X			X					
OMW-30-082708		1118		X			X		X	X			X	X	X	X	X	
OMW-3I-082708		1236		X			X		X	X			X	X	X	X	X	
OMW-3S-082708	↓	1445		X			X		X	X			X	X	X	X	X	

Possible Hazard Identification
☐ Non-Hazard ☐ Flammable ☐ Skin Irritant ☐ Poison B ☐ Unknown

Sample Disposal
☐ Return To Client ☐ Disposal By Lab ☐ Archive For _____ Months (A fee may be assessed if samples are retained longer than 1 month)

Turn Around Time Required
☐ 24 Hours ☐ 48 Hours ☐ 7 Days ☐ 14 Days ☐ 21 Days ☐ Other _____

QC Requirements (Specify)

1. Relinquished By: Walt Peyton	Date: 8-27-08	Time: 1630	1. Received By:	Date: 8/28/08	Time: 9:15 am
2. Relinquished By	Date	Time	2. Received By	Date	Time
3. Relinquished By	Date	Time	3. Received By	Date	Time

Comments

DISTRIBUTION: WHITE - Returned to Client with Report; CANARY - Stays with the Sample; PINK - Field Copy

North Canton

40

TestAmerica Cooler Receipt Form/Narrative **Lot Number:** 480-28012-6
North Canton Facility

Client Tetra Tech Project MSA By: (Signature)
Cooler Received on 8/28/08 Opened on 8/28/08
FedEx ☒ UPS ☐ DHL ☐ FAS ☐ Stetson ☐ Client Drop Off ☐ TestAmerica Courier ☐ Other
TestAmerica Cooler # Multiple Coolers ☐ Foam Box ☐ Client Cooler ☒ Other

1. Were custody seals on the outside of the cooler(s)? Yes ☒ No ☐ Intact? Yes ☒ No ☐ NA ☐
   If YES, Quantity 1 Quantity Unsalvageable
   Were custody seals on the outside of cooler(s) signed and dated? Yes ☒ No ☐ NA ☐
   Were custody seals on the bottle(s)? Yes ☐ No ☒
   If YES, are there any exceptions?
2. Shippers' packing slip attached to the cooler(s)? Yes ☒ No ☐
3. Did custody papers accompany the sample(s)? Yes ☒ No ☐ Relinquished by client? Yes ☒ No ☐
4. Were the custody papers signed in the appropriate place? Yes ☒ No ☐
5. Packing material used: Bubble Wrap ☒ Foam ☐ None ☐ Other
6. Cooler temperature upon receipt 3.6 °C See back of form for multiple coolers/temps ☐
   METHOD: IR ☒ Other ☐
   COOLANT: Wet Ice ☒ Blue Ice ☐ Dry Ice ☐ Water ☐ None ☐
7. Did all bottles arrive in good condition (Unbroken)? Yes ☒ No ☐
8. Could all bottle labels be reconciled with the COC? Yes ☒ No ☐
9. Were sample(s) at the correct pH upon receipt? Yes ☒ No ☐ NA ☐
10. Were correct bottle(s) used for the test(s) indicated? Yes ☒ No ☐
11. Were air bubbles >6 mm in any VOA vials? Yes ☐ No ☒ NA ☐
12. Sufficient quantity received to perform indicated analyses? Yes ☒ No ☐
13. Was a trip blank present in the cooler(s)? Yes ☒ No ☐ Were VOAs on the COC? Yes ☒ No ☐

Contacted PM Date by via Verbal ☐ Voice Mail ☐ Other ☐
Concerning

14. CHAIN OF CUSTODY

The following discrepancies occurred:

15. SAMPLE CONDITION

Sample(s) were received after the recommended holding time had expired.
Sample(s) were received in a broken container.
Sample(s) were received with bubble >6 mm in diameter. (Notify PM)

16. SAMPLE PRESERVATION

Sample(s) were further preserved in Sample Receiving to meet recommended pH level(s). *Nitric Acid Lot# 031808-HNO_3; Sulfuric Acid Lot# 031808-H_2SO_4; Sodium Hydroxide Lot# 073007 -NaOH; Hydrochloric Acid Lot# 092006-HCl; Sodium Hydroxide and Zinc Acetate Lot# 050205-$(CH_3COO)_2ZN$/NaOH.* What time was preserved added to sample(s)?

Client ID	pH	Date	Initials
MW-3D	<2	8/28/08	dm
MW-3I	<2	"	"
MW-3S	<2	"	"

TestAmerica Cooler Receipt Form/Narrative
North Canton Facility

Client ID	pH	Date	Initials

Chain of Custody Record

Temperature on Receipt _____

Drinking Water? Yes ☐ No ☐

TestAmerica
THE LEADER IN ENVIRONMENTAL TESTING

43

TAL-4124 (1007)

Client	Project Manager	Date	Chain of Custody Number
Tetra Tech NUS	Tony Apanavage	8-28-08	114930
Address	**Telephone Number (Area Code)/Fax Number**	**Lab Number**	**Page** 1 of 1
20251 Century Blvd STE 200	(301) 528-3021		
City / **State** / **Zip Code**	**Site Contact**	**Lab Contact**	
Germantown / MD / 20874	Walt Pryor	Pat O'Meara	
Project Name and Location (State)	**Carrier/Waybill Number**		
Martin State Airport			
Contract/Purchase Order/Quote No.			

Sample I.D. No. and Description (Containers for each sample may be combined on one line)	Date	Time	Matrix: Air	Aqueous	Sed.	Soil	Containers & Preservatives: Unpres.	H2SO4	HNO3	HCl	NaOH	ZnAc/ NaOH	Analysis: VOCs	TAL metals	Diss metals	1,4 Dioxane	Hex Chrom	pH, Alkalinity	COD	TOC	Special Instructions/ Conditions of Receipt
TB-082808	8-28-08	0730		X						X			X								
DMW-70-082808		1037		X			X		X	X			X	X	X	X	X				
DMW-71-082808		1152		X			X	X	X	X			X	X	X	X	X	X	X	X	
MW-5-082808	↓	1502		X			X		X	X			X	X	X	X	X				

Possible Hazard Identification
☐ Non-Hazard ☐ Flammable ☐ Skin Irritant ☐ Poison B ☐ Unknown

Sample Disposal
☐ Return To Client ☐ Disposal By Lab ☐ Archive For _____ Months
(A fee may be assessed if samples are retained longer than 1 month)

Turn Around Time Required
☐ 24 Hours ☐ 48 Hours ☐ 7 Days ☐ 14 Days ☐ 21 Days ☐ Other _____

QC Requirements (Specify)

	Date	Time		Date	Time
1. Relinquished By: Walt E Pryor	8-28-08	1630	1. Received By	8-29-8	9:20
2. Relinquished By			2. Received By		
3. Relinquished By			3. Received By		

Comments

DISTRIBUTION: WHITE - Returned to Client with Report; CANARY - Stays with the Sample; PINK - Field Copy

North Canton

TestAmerica Cooler Receipt Form/Narrative
North Canton Facility

Lot Number: A8H290111

Client Tetra tech Project _____ By: [signature] (Signature)

Cooler Received on 8-29-8 Opened on 8-29-8

FedEx ☒ UPS ☐ DHL ☐ FAS ☐ Stetson ☐ Client Drop Off ☐ TestAmerica Courier ☐ Other _____

TestAmerica Cooler # _____ Multiple Coolers ☐ Foam Box ☐ Client Cooler ☒ Other _____

1. Were custody seals on the outside of the cooler(s)? Yes ☒ No ☐ Intact? Yes ☒ No ☐ NA ☐
   If YES, Quantity 1 Quantity Unsalvageable _____
   Were custody seals on the outside of cooler(s) signed and dated? Yes ☒ No ☐ NA ☐
   Were custody seals on the bottle(s)? Yes ☐ No ☒
   If YES, are there any exceptions? _____
2. Shippers' packing slip attached to the cooler(s)? Yes ☒ No ☐
3. Did custody papers accompany the sample(s)? Yes ☒ No ☐ Relinquished by client? Yes ☒ No ☐
4. Were the custody papers signed in the appropriate place? Yes ☒ No ☐
5. Packing material used: Bubble Wrap ☒ Foam ☐ None ☐ Other _____
6. Cooler temperature upon receipt 3.2 °C See back of form for multiple coolers/temps ☐
   METHOD: IR ☒ Other ☐ _____
   COOLANT: Wet Ice ☒ Blue Ice ☐ Dry Ice ☐ Water ☐ None ☐
7. Did all bottles arrive in good condition (Unbroken)? Yes ☒ No ☐
8. Could all bottle labels be reconciled with the COC? Yes ☒ No ☐
9. Were sample(s) at the correct pH upon receipt? Yes ☒ No ☐ NA ☐
10. Were correct bottle(s) used for the test(s) indicated? Yes ☒ No ☐
11. Were air bubbles >6 mm in any VOA vials? Yes ☐ No ☒ NA ☐
12. Sufficient quantity received to perform indicated analyses? Yes ☒ No ☐
13. Was a trip blank present in the cooler(s)? Yes ☒ No ☐ Were VOAs on the COC? Yes ☒ No ☐

Contacted PM _____ Date _____ by _____ via Verbal ☐ Voice Mail ☐ Other ☐

Concerning _____

14. CHAIN OF CUSTODY

The following discrepancies occurred:

_____

15. SAMPLE CONDITION

Sample(s) _____ were received after the recommended holding time had expired.

Sample(s) _____ were received in a broken container.

Sample(s) _____ were received with bubble >6 mm in diameter. (Notify PM)

16. SAMPLE PRESERVATION

Sample(s) _____ were further preserved in Sample Receiving to meet recommended pH level(s). *Nitric Acid Lot# 031808-HNO_3; Sulfuric Acid Lot# 031808-H_2SO_4; Sodium Hydroxide Lot# 073007 -NaOH; Hydrochloric Acid Lot# 092006-HCl; Sodium Hydroxide and Zinc Acetate Lot# 050205-$(CH_3COO)_2ZN$/NaOH.* What time was preservative added to sample(s)? _____

Client ID	pH	Date	Initials
7D	LZLZ	8-29-8	[initials]
7I	LZLZ LZ	↓	↓
5	LZLZ		

TestAmerica Cooler Receipt Form/Narrative
North Canton Facility

Client ID	pH	Date	Initials

Chain of Custody Record

Temperature on Receipt _____

Drinking Water? Yes ☐ No ☐

TestAmerica
THE LEADER IN ENVIRONMENTAL TESTING

46

TAL-4124 (1007)

Client	Project Manager	Date	Chain of Custody Number
Tetra Tech NUS	Tony Apanavage	8-29-08	114928
Address	**Telephone Number (Area Code)/Fax Number**	**Lab Number**	**Page 1 of 1**
20251 Century Blvd STE 200	(301) 528-3021		
City / **State** / **Zip Code**	**Site Contact**	**Lab Contact**	
Germantown / MD / 20874	Walt Pryor	Pat O'meara	
Project Name and Location (State)	**Carrier/Waybill Number**		
Martin State Airport			
Contract/Purchase Order/Quote No.			

Sample I.D. No. and Description (Containers for each sample may be combined on one line)	Date	Time	Matrix: Air	Aqueous	Sed.	Soil	Containers & Preservatives: Unpres.	H2SO4	HNO3	HCl	NaOH	ZnAc/ NaOH	Analysis: VOCs	TAL metals	Diss metals	1,4 Dioxane	Hex Chrom	pH, Alkalinity	COD	TOC	Special Instructions/ Conditions of Receipt
TB-082908	8-29-08	0730		X						X			X								
DMW-2B-082908	↓	1051		X			X		X	X			X	X	X	X	X				
DMW-2A-082908	↓	1201		X			X	X	X	X			X	X	X	X	X	X	X	X	

Possible Hazard Identification
☐ Non-Hazard ☐ Flammable ☐ Skin Irritant ☐ Poison B ☐ Unknown

Sample Disposal
☐ Return To Client ☐ Disposal By Lab ☐ Archive For _____ Months
(A fee may be assessed if samples are retained longer than 1 month)

Turn Around Time Required
☐ 24 Hours ☐ 48 Hours ☐ 7 Days ☐ 14 Days ☐ 21 Days ☐ Other _____

QC Requirements (Specify)

	Date	Time		Date	Time
1. Relinquished By: Walt Pryor	8-29-08	1400	1. Received By:	8-30-08	0920
2. Relinquished By			2. Received By		
3. Relinquished By			3. Received By		

Comments

DISTRIBUTION: WHITE - Returned to Client with Report; CANARY - Stays with the Sample; PINK - Field Copy

North Canton

TestAmerica Cooler Receipt Form/Narrative **Lot Number:** 480-20106
North Canton Facility

Client Tetra Tech Project _____ By: _____
Cooler Received on 8-30-08 Opened on 8-30-08 (Signature)
FedEx ☑ UPS ☐ DHL ☐ FAS ☐ Stetson ☐ Client Drop Off ☐ TestAmerica Courier ☐ Other _____
TestAmerica Cooler # _____ Multiple Coolers ☐ Foam Box ☐ Client Cooler ☑ Other _____

1. Were custody seals on the outside of the cooler(s)? Yes ☑ No ☐ Intact? Yes ☑ No ☐ NA ☐
   If YES, Quantity 2 Quantity Unsalvageable _____
   Were custody seals on the outside of cooler(s) signed and dated? Yes ☑ No ☐ NA ☐
   Were custody seals on the bottle(s)? Yes ☐ No ☑
   If YES, are there any exceptions? _____
2. Shippers' packing slip attached to the cooler(s)? Yes ☑ No ☐
3. Did custody papers accompany the sample(s)? Yes ☑ No ☐ Relinquished by client? Yes ☑ No ☐
4. Were the custody papers signed in the appropriate place? Yes ☑ No ☐
5. Packing material used: Bubble Wrap ☑ Foam ☐ None ☐ Other _____
6. Cooler temperature upon receipt 0.6 °C See back of form for multiple coolers/temps ☐
   METHOD: IR ☑ Other ☐ _____
   COOLANT: Wet Ice ☑ Blue Ice ☐ Dry Ice ☐ Water ☐ None ☐
7. Did all bottles arrive in good condition (Unbroken)? Yes ☑ No ☐
8. Could all bottle labels be reconciled with the COC? Yes ☑ No ☐
9. Were sample(s) at the correct pH upon receipt? Yes ☑ No ☐ NA ☐
10. Were correct bottle(s) used for the test(s) indicated? Yes ☑ No ☐
11. Were air bubbles >6 mm in any VOA vials? Yes ☑ No ☐ NA ☐
12. Sufficient quantity received to perform indicated analyses? Yes ☑ No ☐
13. Was a trip blank present in the cooler(s)? Yes ☑ No ☐ Were VOAs on the COC? Yes ☑ No ☐

Contacted PM _____ Date _____ by _____ via Verbal ☐ Voice Mail ☐ Other ☐
Concerning _____

14. CHAIN OF CUSTODY

The following discrepancies occurred:

15. SAMPLE CONDITION

Sample(s) _____ were received after the recommended holding time had expired.
Sample(s) _____ were received in a broken container.
Sample(s) 1240 TB were received with bubble >6 mm in diameter. (Notify PM)

16. SAMPLE PRESERVATION

Sample(s) _____ were further preserved in Sample Receiving to meet recommended pH level(s). *Nitric Acid Lot# 031808-HNO_3; Sulfuric Acid Lot# 031808-H_2SO_4; Sodium Hydroxide Lot# 073007 -NaOH; Hydrochloric Acid Lot# 092006-HCl; Sodium Hydroxide and Zinc Acetate Lot# 050205-$(CH_3COO)_2ZN$/NaOH.* What time was preservative added to sample(s)? _____

Client ID	pH	Date	Initials
2B	≤2 ≤2	8-30-08	NS
2A	≤2 ≤2 ≤2	〃	〃

TestAmerica Cooler Receipt Form/Narrative
North Canton Facility

Client ID	pH	Date	Initials

Chain of Custody Record

Temperature on Receipt _____

Drinking Water? Yes ☐ No ☐

TestAmerica
THE LEADER IN ENVIRONMENTAL TESTING

TAL-4124 (1007)

Client	Project Manager	Date	Chain of Custody Number
Tetra Tech NUS	Tony Apanavage	9-2-08	093796
Address	**Telephone Number (Area Code)/Fax Number**	**Lab Number**	**Page 1 of 1**
20251 Century Blvd STE 200	(301) 528-3021		
City / **State** / **Zip Code**	**Site Contact**	**Lab Contact**	
Germantown / MD / 20874	Walt Payne	Pat O'Meara	
Project Name and Location (State)	**Carrier/Waybill Number**		
Martin State Airport			
Contract/Purchase Order/Quote No.			

Sample I.D. No. and Description (Containers for each sample may be combined on one line)	Date	Time	Matrix: Air	Aqueous	Sed.	Soil	Containers & Preservatives: Unpres.	H_2SO_4	HNO_3	HCl	NaOH	ZnAc/NaOH	Analysis: VOCs	TAL metals	0.45 metals	1,4 Dioxane	Hex Chrom	pH, Alkalinity	TOC	COD	Special Instructions/ Conditions of Receipt
TB-090208	9-2-08	0730		X						X			X								
DMW-18I-090208		1047		X			X	X	X	X			X	X	X	X	X	X	X	X	
DMW-18D-090208		1205		X			X	X	X	X			X	X	X	X	X	X	X	X	
DMW-19S-090208	↓	1501		X			X	X	X	X			X	X	X	X	X	X	X	X	

Possible Hazard Identification
☐ Non-Hazard ☐ Flammable ☐ Skin Irritant ☐ Poison B ☐ Unknown

Sample Disposal
☐ Return To Client ☐ Disposal By Lab ☐ Archive For _____ Months
(A fee may be assessed if samples are retained longer than 1 month)

Turn Around Time Required
☐ 24 Hours ☐ 48 Hours ☐ 7 Days ☐ 14 Days ☐ 21 Days ☐ Other _____

QC Requirements (Specify)

	Date	Time		Date	Time
1. Relinquished By: Walt Payne	9-2-08	1630	1. Received By: J Maddox	9/3/08	9:30
2. Relinquished By			2. Received By		
3. Relinquished By			3. Received By		

Comments

DISTRIBUTION: WHITE - Returned to Client with Report; CANARY - Stays with the Sample; PINK - Field Copy

North Canton

TestAmerica Cooler Receipt Form/Narrative **Lot Number:** A8I030112
North Canton Facility

Client Tetra Tech NUS Project _____ By: _____ (Signature)
Cooler Received on 9/03/08 Opened on 9/03/08
FedEx ☒ UPS ☐ DHL ☐ FAS ☐ Stetson ☐ Client Drop Off ☐ TestAmerica Courier ☐ Other _____
TestAmerica Cooler # _____ Multiple Coolers ☐ Foam Box ☐ Client Cooler ☒ Other _____

1. Were custody seals on the outside of the cooler(s)? Yes ☒ No ☐ Intact? Yes ☒ No ☐ NA ☐
   If YES, Quantity 2 Quantity Unsalvageable _____
   Were custody seals on the outside of cooler(s) signed and dated? Yes ☒ No ☐ NA ☐
   Were custody seals on the bottle(s)? Yes ☐ No ☒
   If YES, are there any exceptions? _____
2. Shippers' packing slip attached to the cooler(s)? Yes ☒ No ☐
3. Did custody papers accompany the sample(s)? Yes ☒ No ☐ Relinquished by client? Yes ☒ No ☐
4. Were the custody papers signed in the appropriate place? Yes ☒ No ☐
5. Packing material used: Bubble Wrap ☒ Foam ☐ None ☐ Other _____
6. Cooler temperature upon receipt 4.2 °C See back of form for multiple coolers/temps ☐
   METHOD: IR ☒ Other ☐ _____
   COOLANT: Wet Ice ☒ Blue Ice ☐ Dry Ice ☐ Water ☐ None ☐
7. Did all bottles arrive in good condition (Unbroken)? Yes ☒ No ☐
8. Could all bottle labels be reconciled with the COC? Yes ☒ No ☐
9. Were sample(s) at the correct pH upon receipt? Yes ☒ No ☐ NA ☐
10. Were correct bottle(s) used for the test(s) indicated? Yes ☒ No ☐
11. Were air bubbles >6 mm in any VOA vials? Yes ☐ No ☒ NA ☐
12. Sufficient quantity received to perform indicated analyses? Yes ☒ No ☐
13. Was a trip blank present in the cooler(s)? Yes ☒ No ☐ Were VOAs on the COC? Yes ☒ No ☐

Contacted PM _____ Date _____ by _____ via Verbal ☐ Voice Mail ☐ Other ☐
Concerning _____

14. CHAIN OF CUSTODY

The following discrepancies occurred:

15. SAMPLE CONDITION

Sample(s) _____ were received after the recommended holding time had expired.
Sample(s) _____ were received in a broken container.
Sample(s) _____ were received with bubble >6 mm in diameter. (Notify PM)

16. SAMPLE PRESERVATION

Sample(s) _____ were further preserved in Sample Receiving to meet recommended pH level(s). *Nitric Acid Lot# 031808-HNO_3; Sulfuric Acid Lot# 031808-H_2SO_4; Sodium Hydroxide Lot# 073007 -NaOH; Hydrochloric Acid Lot# 092006-HCl; Sodium Hydroxide and Zinc Acetate Lot# 050205-$(CH_3COO)_2ZN/NaOH$.* What time was preserved added to sample(s)? _____

Client ID	pH	Date	Initials
DMW-18I	2 2 2	9/03/08	dm
" 18D	2 2 2	"	"
" 18S	2 2 2	"	"

TestAmerica Cooler Receipt Form/Narrative
North Canton Facility

Client ID	pH	Date	Initials

Chain of Custody Record

Temperature on Receipt _____

Drinking Water? Yes ☐ No ☐

TestAmerica

THE LEADER IN ENVIRONMENTAL TESTING

TAL-4124 (1007)

Client: Tetra Tech NUS	Project Manager: Tony Apanavage	Date: 9-3-08	Chain of Custody Number: 093742
Address: 20251 Century Blvd STE 200	Telephone Number (Area Code)/Fax Number: (301) 528-3021	Lab Number:	Page 1 of 1
City: Germantown; State: MD; Zip Code: 20874	Site Contact: Walt Pryor; Lab Contact: Pat O'meara		
Project Name and Location (State): Martin State Airport	Carrier/Waybill Number:		
Contract/Purchase Order/Quote No.:			

Analysis (Attach list if more space is needed)

Sample I.D. No. and Description (Containers for each sample may be combined on one line)	Date	Time	Matrix: Air	Aqueous	Sed.	Soil	Containers & Preservatives: Unpres.	H2SO4	HNO3	HCl	NaOH	ZnAc/NaOH	VOCs	TAL metals	Diss metals	1,4 Dioxane	Hex chrom	pH, Alkalinity	COD	TOC	Special Instructions/ Conditions of Receipt
TB-090308	9-3-08	0730		X						X			X								
DMW-140-090308	↓	1125		X			X	X	X	X			X	X	X	X	X	X	X	X	

Possible Hazard Identification: ☐ Non-Hazard ☐ Flammable ☐ Skin Irritant ☐ Poison B ☐ Unknown

Sample Disposal: ☐ Return To Client ☐ Disposal By Lab ☐ Archive For _____ Months (A fee may be assessed if samples are retained longer than 1 month)

Turn Around Time Required: ☐ 24 Hours ☐ 48 Hours ☐ 7 Days ☐ 14 Days ☐ 21 Days ☐ Other _____

QC Requirements (Specify)

	Date	Time		Date	Time
1. Relinquished By: Walt E Pryor	9-3-08	1630	1. Received By: [signature]	9-4-08	9:30
2. Relinquished By			2. Received By		
3. Relinquished By			3. Received By		

Comments

DISTRIBUTION: WHITE - Returned to Client with Report; CANARY - Stays with the Sample; PINK - Field Copy

North Canton

52

TestAmerica Cooler Receipt Form/Narrative **Lot Number:** ABI040133
North Canton Facility

Client Tetra Tech Project _____ By: _____
Cooler Received on 9-4-8 Opened on 9-4-8 (Signature)
FedEx ☒ UPS ☐ DHL ☐ FAS ☐ Stetson ☐ Client Drop Off ☐ TestAmerica Courier ☐ Other _____
TestAmerica Cooler # 0773 Multiple Coolers ☐ Foam Box ☐ Client Cooler ☐ Other _____

1. Were custody seals on the outside of the cooler(s)? Yes ☒ No ☐ Intact? Yes ☒ No ☐ NA ☐
   If YES, Quantity 2 Quantity Unsalvageable _____
   Were custody seals on the outside of cooler(s) signed and dated? Yes ☒ No ☐ NA ☐
   Were custody seals on the bottle(s)? Yes ☐ No ☒
   If YES, are there any exceptions? _____
2. Shippers' packing slip attached to the cooler(s)? Yes ☒ No ☐
3. Did custody papers accompany the sample(s)? Yes ☒ No ☐ Relinquished by client? Yes ☒ No ☐
4. Were the custody papers signed in the appropriate place? Yes ☒ No ☐
5. Packing material used: Bubble Wrap ☒ Foam ☐ None ☐ Other _____
6. Cooler temperature upon receipt 0.6 °C See back of form for multiple coolers/temps ☐
   METHOD: IR ☒ Other ☐ _____
   COOLANT: Wet Ice ☒ Blue Ice ☐ Dry Ice ☐ Water ☐ None ☐
7. Did all bottles arrive in good condition (Unbroken)? Yes ☒ No ☐
8. Could all bottle labels be reconciled with the COC? Yes ☒ No ☐
9. Were sample(s) at the correct pH upon receipt? Yes ☒ No ☐ NA ☐
10. Were correct bottle(s) used for the test(s) indicated? Yes ☒ No ☐
11. Were air bubbles >6 mm in any VOA vials? Yes ☐ No ☒ NA ☐
12. Sufficient quantity received to perform indicated analyses? Yes ☒ No ☐
13. Was a trip blank present in the cooler(s)? Yes ☒ No ☐ Were VOAs on the COC? Yes ☒ No ☐

Contacted PM _____ Date _____ by _____ via Verbal ☐ Voice Mail ☐ Other ☐
Concerning _____

14. CHAIN OF CUSTODY

The following discrepancies occurred:

15. SAMPLE CONDITION

Sample(s) _____ were received after the recommended holding time had expired.
Sample(s) _____ were received in a broken container.
Sample(s) _____ were received with bubble >6 mm in diameter. (Notify PM)

16. SAMPLE PRESERVATION

Sample(s) _____ were further preserved in Sample Receiving to meet recommended pH level(s). *Nitric Acid Lot#* 031808-HNO_3; *Sulfuric Acid Lot#* 031808-H_2SO_4; *Sodium Hydroxide Lot#* 073007 -*NaOH; Hydrochloric Acid Lot#* 092006-*HCl; Sodium Hydroxide and Zinc Acetate Lot#* 050205-$(CH_3COO)_2ZN/NaOH$. What time was preservative added to sample(s)? _____

Client ID	pH	Date	Initials
14D	12 12 12	9-4-8	E

TestAmerica Cooler Receipt Form/Narrative
North Canton Facility

Client ID	pH	Date	Initials

Chain of Custody Record

Temperature on Receipt _____

Drinking Water? Yes ☐ No ☐

TestAmerica

THE LEADER IN ENVIRONMENTAL TESTING

TAL-4124 (1007)

Client: Tetra Tech NUS	Project Manager: Tony Apanavage	Date: 9-5-08	Chain of Custody Number: 093910
Address: 20251 Century Blvd	Telephone Number (Area Code)/Fax Number: (301) 528-3021	Lab Number:	Page 1 of 1
City: Germantown; State: MD; Zip Code: 20874	Site Contact: Walt Pryor; Lab Contact: Pat O'Meane		
Project Name and Location (State): Martin State Airport	Carrier/Waybill Number:		
Contract/Purchase Order/Quote No.:			

Sample I.D. No. and Description (Containers for each sample may be combined on one line)	Date	Time	Matrix: Air	Aqueous	Sed.	Soil	Containers & Preservatives: Unpres.	H2SO4	HNO3	HCl	NaOH	ZnAc/NaOH	Analysis (Attach list if more space is needed): VOCs	Tal metals	Diss metals	1,4 Dioxane	Hex Chrom	Special Instructions/ Conditions of Receipt
TB-090508	9-5-08	0730		X						X			X					
DMW-170-090508	↓	1400		X			X		X	X			X	X	X	X	X	Diss metals needs Filtered please

Possible Hazard Identification: ☐ Non-Hazard ☐ Flammable ☐ Skin Irritant ☐ Poison B ☐ Unknown

Sample Disposal: ☐ Return To Client ☐ Disposal By Lab ☐ Archive For _____ Months (A fee may be assessed if samples are retained longer than 1 month)

Turn Around Time Required: ☐ 24 Hours ☐ 48 Hours ☐ 7 Days ☐ 14 Days ☐ 21 Days ☐ Other _____

QC Requirements (Specify)

	Date	Time		Date	Time
1. Relinquished By: Walt Pryor	9-5-08	1630	1. Received By: Alaina Mangan	9/6/08	920
2. Relinquished By			2. Received By		
3. Relinquished By			3. Received By		

Comments

DISTRIBUTION: WHITE - Returned to Client with Report; CANARY - Stays with the Sample; PINK - Field Copy

North Canton

55

TestAmerica Cooler Receipt Form/Narrative **Lot Number:** ABE0011
North Canton Facility

Client Tetra Tech Project _____ By: Alaina Mangum
Cooler Received on 9/6/08 Opened on 9/6/08 (Signature)
FedEx [X] UPS [ ] DHL [ ] FAS [ ] Stetson [ ] Client Drop Off [ ] TestAmerica Courier [ ] Other _____
TestAmerica Cooler # No # Multiple Coolers [ ] Foam Box [ ] Client Cooler [ ] Other _____

1. Were custody seals on the outside of the cooler(s)? Yes [X] No [ ] Intact? Yes [X] No [ ] NA [ ]
   If YES, Quantity 1 Quantity Unsalvageable _____
   Were custody seals on the outside of cooler(s) signed and dated? Yes [X] No [ ] NA [ ]
   Were custody seals on the bottle(s)? Yes [ ] No [X]
   If YES, are there any exceptions? _____
2. Shippers' packing slip attached to the cooler(s)? Yes [X] No [ ]
3. Did custody papers accompany the sample(s)? Yes [X] No [ ] Relinquished by client? Yes [X] No [ ]
4. Were the custody papers signed in the appropriate place? Yes [X] No [ ]
5. Packing material used: Bubble Wrap [X] Foam [ ] None [ ] Other _____
6. Cooler temperature upon receipt 2.5 °C See back of form for multiple coolers/temps [ ]
   METHOD: IR [X] Other [ ] _____
   COOLANT: Wet Ice [X] Blue Ice [ ] Dry Ice [ ] Water [ ] None [ ]
7. Did all bottles arrive in good condition (Unbroken)? Yes [X] No [ ]
8. Could all bottle labels be reconciled with the COC? Yes [X] No [ ]
9. Were sample(s) at the correct pH upon receipt? Yes [X] No [ ] NA [ ]
10. Were correct bottle(s) used for the test(s) indicated? Yes [X] No [ ]
11. Were air bubbles >6 mm in any VOA vials? Yes [ ] No [X] NA [ ]
12. Sufficient quantity received to perform indicated analyses? Yes [X] No [ ]
13. Was a trip blank present in the cooler(s)? Yes [X] No [ ] Were VOAs on the COC? Yes [X] No [ ]

Contacted PM _____ Date _____ by _____ via Verbal [ ] Voice Mail [ ] Other [ ]
Concerning _____

14. CHAIN OF CUSTODY

The following discrepancies occurred:

15. SAMPLE CONDITION

Sample(s) _____ were received after the recommended holding time had expired.
Sample(s) _____ were received in a broken container.
Sample(s) _____ were received with bubble >6 mm in diameter. (Notify PM)

16. SAMPLE PRESERVATION

Sample(s) _____ were further preserved in Sample Receiving to meet recommended pH level(s). *Nitric Acid Lot# 031808-HNO_3; Sulfuric Acid Lot# 031808-H_2SO_4; Sodium Hydroxide Lot# 073007 -NaOH; Hydrochloric Acid Lot# 092006-HCl; Sodium Hydroxide and Zinc Acetate Lot# 050205-$(CH_3COO)_2ZN$/NaOH.* What time was preserved added to sample(s)? _____

Client ID	pH	Date	Initials
17D	<2	9/6/08	AM

TestAmerica Cooler Receipt Form/Narrative
North Canton Facility

Client ID	pH	Date	Initials

Cooler #	Temp. °C	Method	Coolant

Discrepancies Cont'd:

MATRIX SPIKE SAMPLE DATA REPORT

GC/MS Volatiles

Client Lot #...: 8H28126 **Work Order #...:** KVX5C1AC-MS **Matrix.....:** WATER
MS Lot-Sample #: A8H280167-010 KVX5C1AD-MSD
Date Sampled...: 08/27/08 10:10 **Date Received..:** 08/28/08
Prep Date.....: 09/08/08 **Analysis Date..:** 09/08/08
Prep Batch #...: 8252307
Dilution Factor: 10 **Initial Wgt/Vol:** 5 mL **Final Wgt/Vol..:** 5 mL

PARAMETER	SAMPLE AMOUNT	SPIKE AMT	MEASRD AMOUNT	UNITS	PERCNT RECVRY	RPD	METHOD
Benzene	**ND**	**100**	**90**	**ug/L**	**90**		**SW846 8260B**
	ND	**100**	**99**	**ug/L**	**99**	**9.9**	**SW846 8260B**
Chlorobenzene	**ND**	**100**	**92**	**ug/L**	**92**		**SW846 8260B**
	ND	**100**	**99**	**ug/L**	**99**	**7.5**	**SW846 8260B**
1,1-Dichloroethene	**ND**	**100**	**120**	**ug/L**	**118**		**SW846 8260B**
	ND	**100**	**130**	**ug/L**	**128**	**8.5**	**SW846 8260B**
Toluene	**ND**	**100**	**95**	**ug/L**	**95**		**SW846 8260B**
	ND	**100**	**100**	**ug/L**	**103**	**8.2**	**SW846 8260B**
Trichloroethene	**170**	**100**	**230**	**ug/L**	**65**		**SW846 8260B**
	170	**100**	**230**	**ug/L**	**61 a**	**1.8**	**SW846 8260B**

SURROGATE	PERCENT RECOVERY	RECOVERY LIMITS
Dibromofluoromethane	101	(73 - 122)
	101	(73 - 122)
1,2-Dichloroethane-d4	105	(61 - 128)
	107	(61 - 128)
Toluene-d8	103	(76 - 110)
	101	(76 - 110)
4-Bromofluorobenzene	104	(74 - 116)
	101	(74 - 116)

NOTE(S):

Calculations are performed before rounding to avoid round-off errors in calculated results.

Bold print denotes control parameters

a Spiked analyte recovery is outside stated control limits.

MATRIX SPIKE SAMPLE EVALUATION REPORT

GC/MS Volatiles

Client Lot #...:	8H28126	**Work Order #...:**	KV6DR1FR-MS	**Matrix.....:**	WG
MS Lot-Sample #:	A8I030112-002		KV6DR1FT-MSD		
Date Sampled...:	09/02/08 10:47	**Date Received..:**	09/03/08		
Prep Date.....:	09/10/08	**Analysis Date..:**	09/10/08		
Prep Batch #...:	8254208				
Dilution Factor:	333.33	**Initial Wgt/Vol:**	5 mL	**Final Wgt/Vol..:**	5 mL

PARAMETER	PERCENT RECOVERY	RECOVERY LIMITS	RPD	RPD LIMITS	METHOD
Benzene	**86**	**(78 - 118)**			**SW846 8260B**
	88	**(78 - 118)**	**2.0**	**(0-20)**	**SW846 8260B**
Chlorobenzene	**86**	**(76 - 117)**			**SW846 8260B**
	89	**(76 - 117)**	**3.0**	**(0-20)**	**SW846 8260B**
1,1-Dichloroethene	**109**	**(62 - 130)**			**SW846 8260B**
	103	**(62 - 130)**	**5.6**	**(0-20)**	**SW846 8260B**
Toluene	**88**	**(70 - 119)**			**SW846 8260B**
	89	**(70 - 119)**	**0.43**	**(0-20)**	**SW846 8260B**
Trichloroethene	**60 a**	**(62 - 130)**			**SW846 8260B**
	51 a	**(62 - 130)**	**2.8**	**(0-20)**	**SW846 8260B**

SURROGATE	PERCENT RECOVERY	RECOVERY LIMITS
Dibromofluoromethane	103	(73 - 122)
	101	(73 - 122)
1,2-Dichloroethane-d4	107	(61 - 128)
	107	(61 - 128)
Toluene-d8	104	(76 - 110)
	103	(76 - 110)
4-Bromofluorobenzene	107	(74 - 116)
	105	(74 - 116)

NOTE(S):

Calculations are performed before rounding to avoid round-off errors in calculated results.

Bold print denotes control parameters

a Spiked analyte recovery is outside stated control limits.

METHOD BLANK REPORT

GC/MS Volatiles

Client Lot #...: 8H28126 **Work Order #...:** KWA4T1AA **Matrix.....:** WATER
MB Lot-Sample #: A8I050000-100

Prep Date.....: 09/04/08 **Final Wgt/Vol..:** 5 mL
Analysis Date..: 09/04/08 **Prep Batch #...:** 8249100
Dilution Factor: 1 **Initial Wgt/Vol:** 5 mL

PARAMETER	RESULT	REPORTING LIMIT	UNITS	METHOD
Acetone	ND	5.0	ug/L	SW846 8260B
Bromobenzene	ND	1.0	ug/L	SW846 8260B
Bromochloromethane	ND	1.0	ug/L	SW846 8260B
Bromodichloromethane	ND	1.0	ug/L	SW846 8260B
2-Butanone	ND	5.0	ug/L	SW846 8260B
n-Butylbenzene	ND	1.0	ug/L	SW846 8260B
sec-Butylbenzene	ND	1.0	ug/L	SW846 8260B
tert-Butylbenzene	ND	1.0	ug/L	SW846 8260B
Carbon disulfide	ND	1.0	ug/L	SW846 8260B
Dibromochloromethane	ND	1.0	ug/L	SW846 8260B
1,2-Dibromo-3-chloro-propane	ND	2.0	ug/L	SW846 8260B
2-Chloroethyl vinyl ether	ND	5.0	ug/L	SW846 8260B
2-Chlorotoluene	ND	1.0	ug/L	SW846 8260B
4-Chlorotoluene	ND	1.0	ug/L	SW846 8260B
1,2-Dibromoethane	ND	1.0	ug/L	SW846 8260B
Dibromomethane	ND	1.0	ug/L	SW846 8260B
1,2-Dichlorobenzene	ND	1.0	ug/L	SW846 8260B
1,3-Dichlorobenzene	ND	1.0	ug/L	SW846 8260B
1,4-Dichlorobenzene	ND	1.0	ug/L	SW846 8260B
Dichlorodifluoromethane	ND	1.0	ug/L	SW846 8260B
cis-1,2-Dichloroethene	ND	1.0	ug/L	SW846 8260B
trans-1,2-Dichloroethene	ND	1.0	ug/L	SW846 8260B
1,3-Dichloropropane	ND	1.0	ug/L	SW846 8260B
2,2-Dichloropropane	ND	1.0	ug/L	SW846 8260B
1,1-Dichloropropene	ND	1.0	ug/L	SW846 8260B
Trichlorofluoromethane	ND	1.0	ug/L	SW846 8260B
Hexachlorobutadiene	ND	1.0	ug/L	SW846 8260B
2-Hexanone	ND	5.0	ug/L	SW846 8260B
Isopropylbenzene	ND	1.0	ug/L	SW846 8260B
p-Isopropyltoluene	ND	1.0	ug/L	SW846 8260B
tert-Butyl alcohol	ND	20	ug/L	SW846 8260B
4-Methyl-2-pentanone	ND	5.0	ug/L	SW846 8260B
Naphthalene	**0.30 J**	**1.0**	**ug/L**	**SW846 8260B**
n-Propylbenzene	ND	1.0	ug/L	SW846 8260B
Styrene	ND	1.0	ug/L	SW846 8260B
1,1,1,2-Tetrachloroethane	ND	1.0	ug/L	SW846 8260B
1,2,3-Trichlorobenzene	**0.39 J**	**1.0**	**ug/L**	**SW846 8260B**
1,2,4-Trichloro-benzene	**0.22 J**	**1.0**	**ug/L**	**SW846 8260B**
1,2,3-Trichloropropane	ND	1.0	ug/L	SW846 8260B

(Continued on next page)

METHOD BLANK REPORT

GC/MS Volatiles

Client Lot #...: 8H28126 **Work Order #...:** KWA4T1AA **Matrix.....:** WATER

PARAMETER	RESULT	REPORTING LIMIT	UNITS	METHOD
1,1,2-Trichloro-1,2,2-trifluoroethane	ND	1.0	ug/L	SW846 8260B
1,2,4-Trimethylbenzene	ND	1.0	ug/L	SW846 8260B
Vinyl acetate	ND	2.0	ug/L	SW846 8260B
o-Xylene	ND	1.0	ug/L	SW846 8260B
Xylenes (total)	ND	2.0	ug/L	SW846 8260B
Methyl tert-butyl ether	ND	5.0	ug/L	SW846 8260B
m-Xylene & p-Xylene	ND	2.0	ug/L	SW846 8260B
1,2,3-Trimethylbenzene	**0.038 J**	**5.0**	**ug/L**	**SW846 8260B**
Diisopropyl Ether (DIPE)	ND	5.0	ug/L	SW846 8260B
Ethyl-t-Butyl Ether (ETBE	ND	5.0	ug/L	SW846 8260B
Tert-amyl methyl ether (T	ND	5.0	ug/L	SW846 8260B
Benzene	ND	1.0	ug/L	SW846 8260B
Bromoform	ND	1.0	ug/L	SW846 8260B
Bromomethane	ND	1.0	ug/L	SW846 8260B
Carbon tetrachloride	ND	1.0	ug/L	SW846 8260B
Chlorobenzene	ND	1.0	ug/L	SW846 8260B
Chloroethane	ND	1.0	ug/L	SW846 8260B
Chloroform	ND	1.0	ug/L	SW846 8260B
Chloromethane	ND	1.0	ug/L	SW846 8260B
1,1-Dichloroethane	ND	1.0	ug/L	SW846 8260B
1,2-Dichloroethane	ND	1.0	ug/L	SW846 8260B
1,1-Dichloroethene	ND	1.0	ug/L	SW846 8260B
1,2-Dichloropropane	ND	1.0	ug/L	SW846 8260B
cis-1,3-Dichloropropene	ND	1.0	ug/L	SW846 8260B
trans-1,3-Dichloropropene	ND	1.0	ug/L	SW846 8260B
Ethylbenzene	ND	1.0	ug/L	SW846 8260B
Methylene chloride	ND	1.0	ug/L	SW846 8260B
1,1,2,2-Tetrachloroethane	ND	1.0	ug/L	SW846 8260B
Tetrachloroethene	ND	1.0	ug/L	SW846 8260B
Toluene	ND	1.0	ug/L	SW846 8260B
1,1,1-Trichloroethane	ND	1.0	ug/L	SW846 8260B
Trichloroethene	ND	1.0	ug/L	SW846 8260B
Vinyl chloride	ND	1.0	ug/L	SW846 8260B

SURROGATE	PERCENT RECOVERY	RECOVERY LIMITS
Dibromofluoromethane	98	(73 - 122)
1,2-Dichloroethane-d4	102	(61 - 128)
Toluene-d8	100	(76 - 110)
4-Bromofluorobenzene	94	(74 - 116)

NOTE(S):

Calculations are performed before rounding to avoid round-off errors in calculated results.

J Estimated result. Result is less than RL.

Tetra Tech NUS, Inc

Method Blank Report

GC/MS Volatiles

Lot-Sample #: A8I050000-100 B **Work Order #:** KWA4T1AA **Matrix:** WATER

MASS SPECTROMETER/DATA SYSTEM (MSDS) TENTATIVELY IDENTIFIED COMPOUNDS

PARAMETER	CAS #	ESTIMATED RESULT	RETENTION TIME	UNITS
None				ug/L

METHOD BLANK REPORT

GC/MS Volatiles

Client Lot #...: 8H28126 **Work Order #...:** KWF041AA **Matrix.....:** WATER
MB Lot-Sample #: A8I080000-262

Prep Date.....: 09/05/08 **Final Wgt/Vol..:** 5 mL
Analysis Date..: 09/05/08 **Prep Batch #...:** 8252262
Dilution Factor: 1 **Initial Wgt/Vol:** 5 mL

PARAMETER	RESULT	REPORTING LIMIT	UNITS	METHOD
Acetone	ND	5.0	ug/L	SW846 8260B
Bromodichloromethane	ND	1.0	ug/L	SW846 8260B
2-Butanone	ND	5.0	ug/L	SW846 8260B
Carbon disulfide	ND	1.0	ug/L	SW846 8260B
Dibromochloromethane	ND	1.0	ug/L	SW846 8260B
1,2-Dibromo-3-chloro-propane	ND	2.0	ug/L	SW846 8260B
1,2-Dibromoethane	ND	1.0	ug/L	SW846 8260B
1,2-Dichlorobenzene	ND	1.0	ug/L	SW846 8260B
1,3-Dichlorobenzene	ND	1.0	ug/L	SW846 8260B
1,4-Dichlorobenzene	ND	1.0	ug/L	SW846 8260B
Dichlorodifluoromethane	ND	1.0	ug/L	SW846 8260B
cis-1,2-Dichloroethene	ND	1.0	ug/L	SW846 8260B
trans-1,2-Dichloroethene	ND	1.0	ug/L	SW846 8260B
Trichlorofluoromethane	ND	1.0	ug/L	SW846 8260B
2-Hexanone	ND	5.0	ug/L	SW846 8260B
Isopropylbenzene	ND	1.0	ug/L	SW846 8260B
4-Methyl-2-pentanone	ND	5.0	ug/L	SW846 8260B
Styrene	ND	1.0	ug/L	SW846 8260B
1,2,4-Trichloro-benzene	**0.26 J**	**1.0**	**ug/L**	**SW846 8260B**
1,1,2-Trichloro-1,2,2-trifluoroethane	ND	1.0	ug/L	SW846 8260B
Xylenes (total)	ND	2.0	ug/L	SW846 8260B
Methyl tert-butyl ether	ND	5.0	ug/L	SW846 8260B
Bromobenzene	ND	1.0	ug/L	SW846 8260B
Bromochloromethane	ND	1.0	ug/L	SW846 8260B
n-Butylbenzene	ND	1.0	ug/L	SW846 8260B
sec-Butylbenzene	ND	1.0	ug/L	SW846 8260B
tert-Butylbenzene	ND	1.0	ug/L	SW846 8260B
2-Chloroethyl vinyl ether	ND	5.0	ug/L	SW846 8260B
2-Chlorotoluene	ND	1.0	ug/L	SW846 8260B
4-Chlorotoluene	ND	1.0	ug/L	SW846 8260B
Dibromomethane	ND	1.0	ug/L	SW846 8260B
1,3-Dichloropropane	ND	1.0	ug/L	SW846 8260B
2,2-Dichloropropane	ND	1.0	ug/L	SW846 8260B
1,1-Dichloropropene	ND	1.0	ug/L	SW846 8260B
Hexachlorobutadiene	**0.35 J**	**1.0**	**ug/L**	**SW846 8260B**
p-Isopropyltoluene	ND	1.0	ug/L	SW846 8260B
tert-Butyl alcohol	ND	20	ug/L	SW846 8260B
Naphthalene	**0.28 J**	**1.0**	**ug/L**	**SW846 8260B**

(Continued on next page)

METHOD BLANK REPORT

GC/MS Volatiles

Client Lot #...: 8H28126 **Work Order #...:** KWF041AA **Matrix.....:** WATER

PARAMETER	RESULT	REPORTING LIMIT	UNITS	METHOD
n-Propylbenzene	ND	1.0	ug/L	SW846 8260B
1,1,1,2-Tetrachloroethane	ND	1.0	ug/L	SW846 8260B
1,2,3-Trichlorobenzene	**0.40 J**	**1.0**	**ug/L**	**SW846 8260B**
1,2,3-Trichloropropane	ND	1.0	ug/L	SW846 8260B
1,2,4-Trimethylbenzene	ND	1.0	ug/L	SW846 8260B
Vinyl acetate	ND	2.0	ug/L	SW846 8260B
o-Xylene	ND	1.0	ug/L	SW846 8260B
m-Xylene & p-Xylene	ND	2.0	ug/L	SW846 8260B
1,2,3-Trimethylbenzene	**0.032 J**	**5.0**	**ug/L**	**SW846 8260B**
Diisopropyl Ether (DIPE)	ND	5.0	ug/L	SW846 8260B
Ethyl-t-Butyl Ether (ETBE	ND	5.0	ug/L	SW846 8260B
Tert-amyl methyl ether (T	ND	5.0	ug/L	SW846 8260B
Benzene	ND	1.0	ug/L	SW846 8260B
Bromoform	ND	1.0	ug/L	SW846 8260B
Bromomethane	ND	1.0	ug/L	SW846 8260B
Carbon tetrachloride	ND	1.0	ug/L	SW846 8260B
Chlorobenzene	ND	1.0	ug/L	SW846 8260B
Chloroethane	ND	1.0	ug/L	SW846 8260B
Chloroform	ND	1.0	ug/L	SW846 8260B
Chloromethane	ND	1.0	ug/L	SW846 8260B
1,1-Dichloroethane	ND	1.0	ug/L	SW846 8260B
1,2-Dichloroethane	ND	1.0	ug/L	SW846 8260B
1,1-Dichloroethene	ND	1.0	ug/L	SW846 8260B
1,2-Dichloropropane	ND	1.0	ug/L	SW846 8260B
cis-1,3-Dichloropropene	ND	1.0	ug/L	SW846 8260B
trans-1,3-Dichloropropene	ND	1.0	ug/L	SW846 8260B
Ethylbenzene	ND	1.0	ug/L	SW846 8260B
Methylene chloride	ND	1.0	ug/L	SW846 8260B
1,1,2,2-Tetrachloroethane	ND	1.0	ug/L	SW846 8260B
Tetrachloroethene	ND	1.0	ug/L	SW846 8260B
Toluene	ND	1.0	ug/L	SW846 8260B
1,1,1-Trichloroethane	ND	1.0	ug/L	SW846 8260B
Trichloroethene	ND	1.0	ug/L	SW846 8260B
Vinyl chloride	ND	1.0	ug/L	SW846 8260B

SURROGATE	PERCENT RECOVERY	RECOVERY LIMITS
Dibromofluoromethane	98	(73 - 122)
1,2-Dichloroethane-d4	107	(61 - 128)
Toluene-d8	102	(76 - 110)
4-Bromofluorobenzene	92	(74 - 116)

NOTE(S):

Calculations are performed before rounding to avoid round-off errors in calculated results.

J Estimated result. Result is less than RL.

Tetra Tech NUS, Inc

Method Blank Report

GC/MS Volatiles

Lot-Sample #: A8I080000-262 B **Work Order #:** KWF041AA **Matrix:** WATER

MASS SPECTROMETER/DATA SYSTEM (MSDS) TENTATIVELY IDENTIFIED COMPOUNDS

PARAMETER	CAS #	ESTIMATED RESULT	RETENTION TIME	UNITS
None				ug/L

METHOD BLANK REPORT

GC/MS Volatiles

Client Lot #...: 8H28126 **Work Order #...:** KWF3H1AA **Matrix.....:** WATER
MB Lot-Sample #: A8I080000-307

Prep Date.....: 09/08/08 **Final Wgt/Vol..:** 5 mL
Analysis Date..: 09/08/08 **Prep Batch #...:** 8252307
Dilution Factor: 1 **Initial Wgt/Vol:** 5 mL

PARAMETER	RESULT	REPORTING LIMIT	UNITS	METHOD
Acetone	ND	5.0	ug/L	SW846 8260B
Bromodichloromethane	ND	1.0	ug/L	SW846 8260B
2-Butanone	ND	5.0	ug/L	SW846 8260B
Carbon disulfide	ND	1.0	ug/L	SW846 8260B
Dibromochloromethane	ND	1.0	ug/L	SW846 8260B
1,2-Dibromo-3-chloro-propane	ND	2.0	ug/L	SW846 8260B
1,2-Dibromoethane	ND	1.0	ug/L	SW846 8260B
1,2-Dichlorobenzene	ND	1.0	ug/L	SW846 8260B
1,3-Dichlorobenzene	ND	1.0	ug/L	SW846 8260B
1,4-Dichlorobenzene	ND	1.0	ug/L	SW846 8260B
Dichlorodifluoromethane	ND	1.0	ug/L	SW846 8260B
cis-1,2-Dichloroethene	ND	1.0	ug/L	SW846 8260B
trans-1,2-Dichloroethene	ND	1.0	ug/L	SW846 8260B
Trichlorofluoromethane	ND	1.0	ug/L	SW846 8260B
2-Hexanone	ND	5.0	ug/L	SW846 8260B
Isopropylbenzene	ND	1.0	ug/L	SW846 8260B
4-Methyl-2-pentanone	ND	5.0	ug/L	SW846 8260B
Styrene	ND	1.0	ug/L	SW846 8260B
1,2,4-Trichloro-benzene	**0.24 J**	**1.0**	**ug/L**	**SW846 8260B**
1,1,2-Trichloro-1,2,2-trifluoroethane	ND	1.0	ug/L	SW846 8260B
Xylenes (total)	ND	2.0	ug/L	SW846 8260B
Methyl tert-butyl ether	ND	5.0	ug/L	SW846 8260B
Bromobenzene	ND	1.0	ug/L	SW846 8260B
Bromochloromethane	ND	1.0	ug/L	SW846 8260B
n-Butylbenzene	ND	1.0	ug/L	SW846 8260B
sec-Butylbenzene	ND	1.0	ug/L	SW846 8260B
tert-Butylbenzene	ND	1.0	ug/L	SW846 8260B
2-Chloroethyl vinyl ether	ND	5.0	ug/L	SW846 8260B
2-Chlorotoluene	ND	1.0	ug/L	SW846 8260B
4-Chlorotoluene	ND	1.0	ug/L	SW846 8260B
Dibromomethane	ND	1.0	ug/L	SW846 8260B
1,3-Dichloropropane	ND	1.0	ug/L	SW846 8260B
2,2-Dichloropropane	ND	1.0	ug/L	SW846 8260B
1,1-Dichloropropene	ND	1.0	ug/L	SW846 8260B
Hexachlorobutadiene	ND	1.0	ug/L	SW846 8260B
Diisopropyl Ether (DIPE)	ND	5.0	ug/L	SW846 8260B
p-Isopropyltoluene	ND	1.0	ug/L	SW846 8260B
Naphthalene	**0.35 J**	**1.0**	**ug/L**	**SW846 8260B**

(Continued on next page)

METHOD BLANK REPORT

GC/MS Volatiles

Client Lot #...: 8H28126 **Work Order #...:** KWF3H1AA **Matrix.....:** WATER

PARAMETER	RESULT	REPORTING LIMIT	UNITS	METHOD
n-Propylbenzene	ND	1.0	ug/L	SW846 8260B
1,1,1,2-Tetrachloroethane	ND	1.0	ug/L	SW846 8260B
1,2,3-Trichlorobenzene	**0.46 J**	**1.0**	**ug/L**	**SW846 8260B**
1,2,3-Trichloropropane	ND	1.0	ug/L	SW846 8260B
1,2,4-Trimethylbenzene	ND	1.0	ug/L	SW846 8260B
Vinyl acetate	ND	2.0	ug/L	SW846 8260B
o-Xylene	ND	1.0	ug/L	SW846 8260B
m-Xylene & p-Xylene	ND	2.0	ug/L	SW846 8260B
tert-Butyl alcohol	ND	20	ug/L	SW846 8260B
1,2,3-Trimethylbenzene	**0.031 J**	**5.0**	**ug/L**	**SW846 8260B**
Ethyl-t-Butyl Ether (ETBE	ND	5.0	ug/L	SW846 8260B
Tert-amyl methyl ether (T	ND	5.0	ug/L	SW846 8260B
Benzene	ND	1.0	ug/L	SW846 8260B
Bromoform	ND	1.0	ug/L	SW846 8260B
Bromomethane	ND	1.0	ug/L	SW846 8260B
Carbon tetrachloride	ND	1.0	ug/L	SW846 8260B
Chlorobenzene	ND	1.0	ug/L	SW846 8260B
Chloroethane	ND	1.0	ug/L	SW846 8260B
Chloroform	ND	1.0	ug/L	SW846 8260B
Chloromethane	ND	1.0	ug/L	SW846 8260B
1,1-Dichloroethane	ND	1.0	ug/L	SW846 8260B
1,2-Dichloroethane	ND	1.0	ug/L	SW846 8260B
1,1-Dichloroethene	ND	1.0	ug/L	SW846 8260B
1,2-Dichloropropane	ND	1.0	ug/L	SW846 8260B
cis-1,3-Dichloropropene	ND	1.0	ug/L	SW846 8260B
trans-1,3-Dichloropropene	ND	1.0	ug/L	SW846 8260B
Ethylbenzene	ND	1.0	ug/L	SW846 8260B
Methylene chloride	ND	1.0	ug/L	SW846 8260B
1,1,2,2-Tetrachloroethane	ND	1.0	ug/L	SW846 8260B
Tetrachloroethene	ND	1.0	ug/L	SW846 8260B
Toluene	ND	1.0	ug/L	SW846 8260B
1,1,1-Trichloroethane	ND	1.0	ug/L	SW846 8260B
Trichloroethene	ND	1.0	ug/L	SW846 8260B
Vinyl chloride	ND	1.0	ug/L	SW846 8260B

SURROGATE	PERCENT RECOVERY	RECOVERY LIMITS
Dibromofluoromethane	100	(73 - 122)
1,2-Dichloroethane-d4	104	(61 - 128)
Toluene-d8	100	(76 - 110)
4-Bromofluorobenzene	95	(74 - 116)

NOTE(S):

Calculations are performed before rounding to avoid round-off errors in calculated results.

J Estimated result. Result is less than RL.

Tetra Tech NUS, Inc

Method Blank Report

GC/MS Volatiles

Lot-Sample #: A8I080000-307 B **Work Order #:** KWF3H1AA **Matrix:** WATER

MASS SPECTROMETER/DATA SYSTEM (MSDS) TENTATIVELY IDENTIFIED COMPOUNDS

PARAMETER	CAS #	ESTIMATED RESULT	RETENTION TIME	UNITS
None				ug/L

METHOD BLANK REPORT

GC/MS Volatiles

Client Lot #...: 8H28126 **Work Order #...:** KWJ1P1AA **Matrix.....:** WATER
MB Lot-Sample #: A8I100000-097

Prep Date.....: 09/09/08 **Final Wgt/Vol..:** 5 mL
Analysis Date..: 09/09/08 **Prep Batch #...:** 8254097
Dilution Factor: 1 **Initial Wgt/Vol:** 5 mL

PARAMETER	RESULT	REPORTING LIMIT	UNITS	METHOD
Acetone	ND	5.0	ug/L	SW846 8260B
Carbon disulfide	ND	1.0	ug/L	SW846 8260B
cis-1,2-Dichloroethene	ND	1.0	ug/L	SW846 8260B
trans-1,2-Dichloroethene	ND	1.0	ug/L	SW846 8260B
o-Xylene	ND	1.0	ug/L	SW846 8260B
m-Xylene & p-Xylene	ND	2.0	ug/L	SW846 8260B
Bromobenzene	ND	1.0	ug/L	SW846 8260B
Bromochloromethane	ND	1.0	ug/L	SW846 8260B
Bromodichloromethane	ND	1.0	ug/L	SW846 8260B
2-Butanone	ND	5.0	ug/L	SW846 8260B
n-Butylbenzene	ND	1.0	ug/L	SW846 8260B
sec-Butylbenzene	ND	1.0	ug/L	SW846 8260B
tert-Butylbenzene	ND	1.0	ug/L	SW846 8260B
Dibromochloromethane	ND	1.0	ug/L	SW846 8260B
1,2-Dibromo-3-chloro-propane	ND	2.0	ug/L	SW846 8260B
2-Chloroethyl vinyl ether	ND	5.0	ug/L	SW846 8260B
2-Chlorotoluene	ND	1.0	ug/L	SW846 8260B
4-Chlorotoluene	ND	1.0	ug/L	SW846 8260B
1,2-Dibromoethane	ND	1.0	ug/L	SW846 8260B
Dibromomethane	ND	1.0	ug/L	SW846 8260B
1,2-Dichlorobenzene	ND	1.0	ug/L	SW846 8260B
1,3-Dichlorobenzene	ND	1.0	ug/L	SW846 8260B
1,4-Dichlorobenzene	ND	1.0	ug/L	SW846 8260B
Dichlorodifluoromethane	ND	1.0	ug/L	SW846 8260B
1,3-Dichloropropane	ND	1.0	ug/L	SW846 8260B
2,2-Dichloropropane	ND	1.0	ug/L	SW846 8260B
1,1-Dichloropropene	ND	1.0	ug/L	SW846 8260B
Trichlorofluoromethane	ND	1.0	ug/L	SW846 8260B
Hexachlorobutadiene	ND	1.0	ug/L	SW846 8260B
2-Hexanone	ND	5.0	ug/L	SW846 8260B
Isopropylbenzene	ND	1.0	ug/L	SW846 8260B
p-Isopropyltoluene	ND	1.0	ug/L	SW846 8260B
tert-Butyl alcohol	ND	20	ug/L	SW846 8260B
4-Methyl-2-pentanone	ND	5.0	ug/L	SW846 8260B
Naphthalene	**0.35 J**	**1.0**	**ug/L**	**SW846 8260B**
n-Propylbenzene	ND	1.0	ug/L	SW846 8260B
Styrene	ND	1.0	ug/L	SW846 8260B
1,1,1,2-Tetrachloroethane	ND	1.0	ug/L	SW846 8260B
1,2,3-Trichlorobenzene	**0.58 J**	**1.0**	**ug/L**	**SW846 8260B**
1,2,4-Trichloro-benzene	**0.28 J**	**1.0**	**ug/L**	**SW846 8260B**

(Continued on next page)

METHOD BLANK REPORT

GC/MS Volatiles

Client Lot #...: 8H28126 **Work Order #...:** KWJ1P1AA **Matrix.....:** WATER

PARAMETER	RESULT	REPORTING LIMIT	UNITS	METHOD
1,2,3-Trichloropropane	ND	1.0	ug/L	SW846 8260B
1,1,2-Trichloro-1,2,2-trifluoroethane	ND	1.0	ug/L	SW846 8260B
1,2,4-Trimethylbenzene	ND	1.0	ug/L	SW846 8260B
Vinyl acetate	ND	2.0	ug/L	SW846 8260B
Xylenes (total)	ND	2.0	ug/L	SW846 8260B
Methyl tert-butyl ether	ND	5.0	ug/L	SW846 8260B
1,2,3-Trimethylbenzene	**0.038 J**	**5.0**	**ug/L**	**SW846 8260B**
Diisopropyl Ether (DIPE)	ND	5.0	ug/L	SW846 8260B
Ethyl-t-Butyl Ether (ETBE	ND	5.0	ug/L	SW846 8260B
Tert-amyl methyl ether (T	ND	5.0	ug/L	SW846 8260B
Benzene	ND	1.0	ug/L	SW846 8260B
Bromoform	ND	1.0	ug/L	SW846 8260B
Bromomethane	ND	1.0	ug/L	SW846 8260B
Carbon tetrachloride	ND	1.0	ug/L	SW846 8260B
Chlorobenzene	ND	1.0	ug/L	SW846 8260B
Chloroethane	ND	1.0	ug/L	SW846 8260B
Chloroform	ND	1.0	ug/L	SW846 8260B
Chloromethane	ND	1.0	ug/L	SW846 8260B
1,1-Dichloroethane	ND	1.0	ug/L	SW846 8260B
1,2-Dichloroethane	ND	1.0	ug/L	SW846 8260B
1,1-Dichloroethene	ND	1.0	ug/L	SW846 8260B
1,2-Dichloropropane	ND	1.0	ug/L	SW846 8260B
cis-1,3-Dichloropropene	ND	1.0	ug/L	SW846 8260B
trans-1,3-Dichloropropene	ND	1.0	ug/L	SW846 8260B
Ethylbenzene	ND	1.0	ug/L	SW846 8260B
Methylene chloride	ND	1.0	ug/L	SW846 8260B
1,1,2,2-Tetrachloroethane	ND	1.0	ug/L	SW846 8260B
Tetrachloroethene	ND	1.0	ug/L	SW846 8260B
Toluene	ND	1.0	ug/L	SW846 8260B
1,1,1-Trichloroethane	ND	1.0	ug/L	SW846 8260B
Trichloroethene	ND	1.0	ug/L	SW846 8260B
Vinyl chloride	ND	1.0	ug/L	SW846 8260B

SURROGATE	PERCENT RECOVERY	RECOVERY LIMITS
Dibromofluoromethane	97	(73 - 122)
1,2-Dichloroethane-d4	105	(61 - 128)
Toluene-d8	101	(76 - 110)
4-Bromofluorobenzene	96	(74 - 116)

NOTE(S):

Calculations are performed before rounding to avoid round-off errors in calculated results.

J Estimated result. Result is less than RL.

Tetra Tech NUS, Inc

Method Blank Report

GC/MS Volatiles

Lot-Sample #: A8I100000-097 B **Work Order #:** KWJ1P1AA **Matrix:** WATER

MASS SPECTROMETER/DATA SYSTEM (MSDS) TENTATIVELY IDENTIFIED COMPOUNDS

PARAMETER	CAS #	ESTIMATED RESULT	RETENTION TIME	UNITS
None				ug/L

METHOD BLANK REPORT

GC/MS Volatiles

Client Lot #...: 8H28126 **Work Order #...:** KWJ551AA **Matrix.....:** WATER
MB Lot-Sample #: A8I100000-208

Prep Date.....: 09/09/08 **Final Wgt/Vol..:** 5 mL
Analysis Date..: 09/09/08 **Prep Batch #...:** 8254208
Dilution Factor: 1 **Initial Wgt/Vol:** 5 mL

PARAMETER	RESULT	REPORTING LIMIT	UNITS	METHOD
1,2,3-Trimethylbenzene	ND	5.0	ug/L	SW846 8260B
Diisopropyl Ether (DIPE)	ND	5.0	ug/L	SW846 8260B
Ethyl-t-Butyl Ether (ETBE	ND	5.0	ug/L	SW846 8260B
Tert-amyl methyl ether (T	ND	5.0	ug/L	SW846 8260B
Acetone	ND	5.0	ug/L	SW846 8260B
Bromodichloromethane	ND	1.0	ug/L	SW846 8260B
2-Butanone	ND	5.0	ug/L	SW846 8260B
Carbon disulfide	ND	1.0	ug/L	SW846 8260B
Dibromochloromethane	ND	1.0	ug/L	SW846 8260B
1,2-Dibromo-3-chloro-propane	ND	2.0	ug/L	SW846 8260B
1,2-Dibromoethane	ND	1.0	ug/L	SW846 8260B
1,2-Dichlorobenzene	ND	1.0	ug/L	SW846 8260B
1,3-Dichlorobenzene	ND	1.0	ug/L	SW846 8260B
1,4-Dichlorobenzene	ND	1.0	ug/L	SW846 8260B
Dichlorodifluoromethane	ND	1.0	ug/L	SW846 8260B
cis-1,2-Dichloroethene	ND	1.0	ug/L	SW846 8260B
trans-1,2-Dichloroethene	ND	1.0	ug/L	SW846 8260B
Trichlorofluoromethane	ND	1.0	ug/L	SW846 8260B
2-Hexanone	ND	5.0	ug/L	SW846 8260B
Isopropylbenzene	ND	1.0	ug/L	SW846 8260B
4-Methyl-2-pentanone	ND	5.0	ug/L	SW846 8260B
Styrene	ND	1.0	ug/L	SW846 8260B
1,2,4-Trichloro-benzene	**0.28 J**	**1.0**	**ug/L**	**SW846 8260B**
1,1,2-Trichloro-1,2,2-trifluoroethane	ND	1.0	ug/L	SW846 8260B
Xylenes (total)	ND	2.0	ug/L	SW846 8260B
Methyl tert-butyl ether	ND	5.0	ug/L	SW846 8260B
Bromobenzene	ND	1.0	ug/L	SW846 8260B
Bromochloromethane	ND	1.0	ug/L	SW846 8260B
n-Butylbenzene	ND	1.0	ug/L	SW846 8260B
sec-Butylbenzene	ND	1.0	ug/L	SW846 8260B
tert-Butylbenzene	ND	1.0	ug/L	SW846 8260B
2-Chloroethyl vinyl ether	ND	5.0	ug/L	SW846 8260B
2-Chlorotoluene	ND	1.0	ug/L	SW846 8260B
4-Chlorotoluene	ND	1.0	ug/L	SW846 8260B
Dibromomethane	ND	1.0	ug/L	SW846 8260B
1,3-Dichloropropane	ND	1.0	ug/L	SW846 8260B
2,2-Dichloropropane	ND	1.0	ug/L	SW846 8260B
1,1-Dichloropropene	ND	1.0	ug/L	SW846 8260B

(Continued on next page)

METHOD BLANK REPORT

GC/MS Volatiles

Client Lot #...: 8H28126 **Work Order #...:** KWJ551AA **Matrix.....:** WATER

PARAMETER	RESULT	REPORTING LIMIT	UNITS	METHOD
Hexachlorobutadiene	ND	1.0	ug/L	SW846 8260B
p-Isopropyltoluene	ND	1.0	ug/L	SW846 8260B
tert-Butyl alcohol	ND	20	ug/L	SW846 8260B
Naphthalene	**0.37 J**	**1.0**	**ug/L**	**SW846 8260B**
n-Propylbenzene	ND	1.0	ug/L	SW846 8260B
1,1,1,2-Tetrachloroethane	ND	1.0	ug/L	SW846 8260B
1,2,3-Trichlorobenzene	**0.57 J**	**1.0**	**ug/L**	**SW846 8260B**
1,2,3-Trichloropropane	ND	1.0	ug/L	SW846 8260B
1,2,4-Trimethylbenzene	ND	1.0	ug/L	SW846 8260B
Vinyl acetate	ND	2.0	ug/L	SW846 8260B
o-Xylene	ND	1.0	ug/L	SW846 8260B
m-Xylene & p-Xylene	ND	2.0	ug/L	SW846 8260B
Benzene	ND	1.0	ug/L	SW846 8260B
Bromoform	ND	1.0	ug/L	SW846 8260B
Bromomethane	ND	1.0	ug/L	SW846 8260B
Carbon tetrachloride	ND	1.0	ug/L	SW846 8260B
Chlorobenzene	ND	1.0	ug/L	SW846 8260B
Chloroethane	ND	1.0	ug/L	SW846 8260B
Chloroform	ND	1.0	ug/L	SW846 8260B
Chloromethane	ND	1.0	ug/L	SW846 8260B
1,1-Dichloroethane	ND	1.0	ug/L	SW846 8260B
1,2-Dichloroethane	ND	1.0	ug/L	SW846 8260B
1,1-Dichloroethene	ND	1.0	ug/L	SW846 8260B
1,2-Dichloropropane	ND	1.0	ug/L	SW846 8260B
cis-1,3-Dichloropropene	ND	1.0	ug/L	SW846 8260B
trans-1,3-Dichloropropene	ND	1.0	ug/L	SW846 8260B
Ethylbenzene	ND	1.0	ug/L	SW846 8260B
Methylene chloride	ND	1.0	ug/L	SW846 8260B
1,1,2,2-Tetrachloroethane	ND	1.0	ug/L	SW846 8260B
Tetrachloroethene	ND	1.0	ug/L	SW846 8260B
Toluene	ND	1.0	ug/L	SW846 8260B
1,1,1-Trichloroethane	ND	1.0	ug/L	SW846 8260B
Trichloroethene	ND	1.0	ug/L	SW846 8260B
Vinyl chloride	ND	1.0	ug/L	SW846 8260B

SURROGATE	PERCENT RECOVERY	RECOVERY LIMITS
Dibromofluoromethane	98	(73 - 122)
1,2-Dichloroethane-d4	106	(61 - 128)
Toluene-d8	106	(76 - 110)
4-Bromofluorobenzene	91	(74 - 116)

NOTE(S):

Calculations are performed before rounding to avoid round-off errors in calculated results.

J Estimated result. Result is less than RL.

Tetra Tech NUS, Inc

Method Blank Report

GC/MS Volatiles

Lot-Sample #: A8I100000-208 B **Work Order #:** KWJ551AA **Matrix:** WATER

MASS SPECTROMETER/DATA SYSTEM (MSDS) TENTATIVELY IDENTIFIED COMPOUNDS

PARAMETER	CAS #	ESTIMATED RESULT	RETENTION TIME	UNITS
None				ug/L

METHOD BLANK REPORT

GC/MS Volatiles

Client Lot #...: 8H28126 **Work Order #...:** KWMX91AA **Matrix.....:** WATER
MB Lot-Sample #: A8I110000-121

Prep Date.....: 09/10/08 **Final Wgt/Vol..:** 5 mL
Analysis Date..: 09/10/08 **Prep Batch #...:** 8255121
Dilution Factor: 1 **Initial Wgt/Vol:** 5 mL

PARAMETER	RESULT	REPORTING LIMIT	UNITS	METHOD
Acetone	ND	5.0	ug/L	SW846 8260B
Bromobenzene	ND	1.0	ug/L	SW846 8260B
Bromochloromethane	ND	1.0	ug/L	SW846 8260B
Bromodichloromethane	ND	1.0	ug/L	SW846 8260B
2-Butanone	ND	5.0	ug/L	SW846 8260B
n-Butylbenzene	ND	1.0	ug/L	SW846 8260B
sec-Butylbenzene	ND	1.0	ug/L	SW846 8260B
tert-Butylbenzene	ND	1.0	ug/L	SW846 8260B
Carbon disulfide	ND	1.0	ug/L	SW846 8260B
Dibromochloromethane	ND	1.0	ug/L	SW846 8260B
1,2-Dibromo-3-chloro-propane	ND	2.0	ug/L	SW846 8260B
2-Chloroethyl vinyl ether	ND	5.0	ug/L	SW846 8260B
2-Chlorotoluene	ND	1.0	ug/L	SW846 8260B
4-Chlorotoluene	ND	1.0	ug/L	SW846 8260B
1,2-Dibromoethane	ND	1.0	ug/L	SW846 8260B
Dibromomethane	ND	1.0	ug/L	SW846 8260B
1,2-Dichlorobenzene	ND	1.0	ug/L	SW846 8260B
1,3-Dichlorobenzene	ND	1.0	ug/L	SW846 8260B
1,4-Dichlorobenzene	ND	1.0	ug/L	SW846 8260B
Dichlorodifluoromethane	ND	1.0	ug/L	SW846 8260B
cis-1,2-Dichloroethene	ND	1.0	ug/L	SW846 8260B
trans-1,2-Dichloroethene	ND	1.0	ug/L	SW846 8260B
1,3-Dichloropropane	ND	1.0	ug/L	SW846 8260B
2,2-Dichloropropane	ND	1.0	ug/L	SW846 8260B
1,1-Dichloropropene	ND	1.0	ug/L	SW846 8260B
Trichlorofluoromethane	ND	1.0	ug/L	SW846 8260B
Hexachlorobutadiene	ND	1.0	ug/L	SW846 8260B
2-Hexanone	ND	5.0	ug/L	SW846 8260B
Isopropylbenzene	ND	1.0	ug/L	SW846 8260B
p-Isopropyltoluene	ND	1.0	ug/L	SW846 8260B
tert-Butyl alcohol	ND	20	ug/L	SW846 8260B
4-Methyl-2-pentanone	ND	5.0	ug/L	SW846 8260B
Naphthalene	**0.28 J**	**1.0**	**ug/L**	**SW846 8260B**
n-Propylbenzene	ND	1.0	ug/L	SW846 8260B
Styrene	ND	1.0	ug/L	SW846 8260B
1,1,1,2-Tetrachloroethane	ND	1.0	ug/L	SW846 8260B
1,2,3-Trichlorobenzene	**0.50 J**	**1.0**	**ug/L**	**SW846 8260B**
1,2,4-Trichloro-benzene	**0.26 J**	**1.0**	**ug/L**	**SW846 8260B**
1,2,3-Trichloropropane	ND	1.0	ug/L	SW846 8260B

(Continued on next page)

METHOD BLANK REPORT

GC/MS Volatiles

Client Lot #...: 8H28126 **Work Order #...:** KWMX91AA **Matrix.....:** WATER

PARAMETER	RESULT	REPORTING LIMIT	UNITS	METHOD
1,1,2-Trichloro-1,2,2-trifluoroethane	ND	1.0	ug/L	SW846 8260B
1,2,4-Trimethylbenzene	ND	1.0	ug/L	SW846 8260B
Vinyl acetate	ND	2.0	ug/L	SW846 8260B
o-Xylene	ND	1.0	ug/L	SW846 8260B
Xylenes (total)	ND	2.0	ug/L	SW846 8260B
Methyl tert-butyl ether	ND	5.0	ug/L	SW846 8260B
m-Xylene & p-Xylene	ND	2.0	ug/L	SW846 8260B
1,2,3-Trimethylbenzene	ND	5.0	ug/L	SW846 8260B
Diisopropyl Ether (DIPE)	ND	5.0	ug/L	SW846 8260B
Ethyl-t-Butyl Ether (ETBE	ND	5.0	ug/L	SW846 8260B
Tert-amyl methyl ether (T	ND	5.0	ug/L	SW846 8260B
Benzene	ND	1.0	ug/L	SW846 8260B
Bromoform	ND	1.0	ug/L	SW846 8260B
Bromomethane	ND	1.0	ug/L	SW846 8260B
Carbon tetrachloride	ND	1.0	ug/L	SW846 8260B
Chlorobenzene	ND	1.0	ug/L	SW846 8260B
Chloroethane	ND	1.0	ug/L	SW846 8260B
Chloroform	ND	1.0	ug/L	SW846 8260B
Chloromethane	ND	1.0	ug/L	SW846 8260B
1,1-Dichloroethane	ND	1.0	ug/L	SW846 8260B
1,2-Dichloroethane	ND	1.0	ug/L	SW846 8260B
1,1-Dichloroethene	ND	1.0	ug/L	SW846 8260B
1,2-Dichloropropane	ND	1.0	ug/L	SW846 8260B
cis-1,3-Dichloropropene	ND	1.0	ug/L	SW846 8260B
trans-1,3-Dichloropropene	ND	1.0	ug/L	SW846 8260B
Ethylbenzene	ND	1.0	ug/L	SW846 8260B
Methylene chloride	ND	1.0	ug/L	SW846 8260B
1,1,2,2-Tetrachloroethane	ND	1.0	ug/L	SW846 8260B
Tetrachloroethene	ND	1.0	ug/L	SW846 8260B
Toluene	ND	1.0	ug/L	SW846 8260B
1,1,1-Trichloroethane	ND	1.0	ug/L	SW846 8260B
Trichloroethene	ND	1.0	ug/L	SW846 8260B
Vinyl chloride	ND	1.0	ug/L	SW846 8260B

SURROGATE	PERCENT RECOVERY	RECOVERY LIMITS
Dibromofluoromethane	99	(73 - 122)
1,2-Dichloroethane-d4	105	(61 - 128)
Toluene-d8	101	(76 - 110)
4-Bromofluorobenzene	97	(74 - 116)

NOTE(S):

Calculations are performed before rounding to avoid round-off errors in calculated results.

J Estimated result. Result is less than RL.

Tetra Tech NUS, Inc

Method Blank Report

GC/MS Volatiles

Lot-Sample #: A8I110000-121 B **Work Order #:** KWMX91AA **Matrix:** WATER

MASS SPECTROMETER/DATA SYSTEM (MSDS) TENTATIVELY IDENTIFIED COMPOUNDS

PARAMETER	CAS #	ESTIMATED RESULT	RETENTION TIME	UNITS
None				ug/L

METHOD BLANK REPORT

GC/MS Volatiles

Client Lot #...: 8H28126 **Work Order #...:** KWWCX1AA **Matrix.....:** WATER
MB Lot-Sample #: A8I150000-083

Prep Date.....: 09/12/08 **Final Wgt/Vol..:** 5 mL
Analysis Date..: 09/12/08 **Prep Batch #...:** 8259083
Dilution Factor: 1 **Initial Wgt/Vol:** 5 mL

PARAMETER	RESULT	REPORTING LIMIT	UNITS	METHOD
Diisopropyl Ether (DIPE)	ND	5.0	ug/L	SW846 8260B
p-Isopropyltoluene	ND	1.0	ug/L	SW846 8260B
Naphthalene	ND	1.0	ug/L	SW846 8260B
n-Propylbenzene	ND	1.0	ug/L	SW846 8260B
1,1,1,2-Tetrachloroethane	ND	1.0	ug/L	SW846 8260B
1,2,3-Trichlorobenzene	**0.45 J**	**1.0**	**ug/L**	**SW846 8260B**
1,2,3-Trichloropropane	ND	1.0	ug/L	SW846 8260B
Vinyl acetate	ND	2.0	ug/L	SW846 8260B
1,2,4-Trimethylbenzene	ND	1.0	ug/L	SW846 8260B
2-Butanone	ND	5.0	ug/L	SW846 8260B
Carbon disulfide	ND	1.0	ug/L	SW846 8260B
Acetone	ND	5.0	ug/L	SW846 8260B
Bromodichloromethane	ND	1.0	ug/L	SW846 8260B
Dibromochloromethane	ND	1.0	ug/L	SW846 8260B
1,2-Dibromo-3-chloro-propane	ND	2.0	ug/L	SW846 8260B
1,2-Dibromoethane	ND	1.0	ug/L	SW846 8260B
1,2-Dichlorobenzene	ND	1.0	ug/L	SW846 8260B
1,3-Dichlorobenzene	ND	1.0	ug/L	SW846 8260B
1,4-Dichlorobenzene	ND	1.0	ug/L	SW846 8260B
Dichlorodifluoromethane	ND	1.0	ug/L	SW846 8260B
cis-1,2-Dichloroethene	ND	1.0	ug/L	SW846 8260B
trans-1,2-Dichloroethene	ND	1.0	ug/L	SW846 8260B
Trichlorofluoromethane	ND	1.0	ug/L	SW846 8260B
2-Hexanone	ND	5.0	ug/L	SW846 8260B
Isopropylbenzene	ND	1.0	ug/L	SW846 8260B
4-Methyl-2-pentanone	ND	5.0	ug/L	SW846 8260B
Styrene	ND	1.0	ug/L	SW846 8260B
1,2,4-Trichloro-benzene	**0.26 J**	**1.0**	**ug/L**	**SW846 8260B**
1,1,2-Trichloro-1,2,2-trifluoroethane	ND	1.0	ug/L	SW846 8260B
Xylenes (total)	ND	2.0	ug/L	SW846 8260B
Methyl tert-butyl ether	ND	5.0	ug/L	SW846 8260B
m-Xylene & p-Xylene	ND	2.0	ug/L	SW846 8260B
o-Xylene	ND	1.0	ug/L	SW846 8260B
tert-Butyl alcohol	**4.6 J**	**20**	**ug/L**	**SW846 8260B**
1,2,3-Trimethylbenzene	ND	5.0	ug/L	SW846 8260B
Ethyl-t-Butyl Ether (ETBE	ND	5.0	ug/L	SW846 8260B
Tert-amyl methyl ether (T	ND	5.0	ug/L	SW846 8260B
Bromobenzene	ND	1.0	ug/L	SW846 8260B

(Continued on next page)

METHOD BLANK REPORT

GC/MS Volatiles

Client Lot #...: 8H28126 **Work Order #...:** KWWCX1AA **Matrix.....:** WATER

PARAMETER	RESULT	REPORTING LIMIT	UNITS	METHOD
Bromochloromethane	ND	1.0	ug/L	SW846 8260B
n-Butylbenzene	ND	1.0	ug/L	SW846 8260B
sec-Butylbenzene	ND	1.0	ug/L	SW846 8260B
tert-Butylbenzene	ND	1.0	ug/L	SW846 8260B
2-Chloroethyl vinyl ether	ND	5.0	ug/L	SW846 8260B
2-Chlorotoluene	ND	1.0	ug/L	SW846 8260B
4-Chlorotoluene	ND	1.0	ug/L	SW846 8260B
Dibromomethane	ND	1.0	ug/L	SW846 8260B
1,3-Dichloropropane	ND	1.0	ug/L	SW846 8260B
2,2-Dichloropropane	ND	1.0	ug/L	SW846 8260B
1,1-Dichloropropene	ND	1.0	ug/L	SW846 8260B
Hexachlorobutadiene	ND	1.0	ug/L	SW846 8260B
Benzene	ND	1.0	ug/L	SW846 8260B
Bromoform	ND	1.0	ug/L	SW846 8260B
Bromomethane	ND	1.0	ug/L	SW846 8260B
Carbon tetrachloride	ND	1.0	ug/L	SW846 8260B
Chlorobenzene	ND	1.0	ug/L	SW846 8260B
Chloroethane	ND	1.0	ug/L	SW846 8260B
Chloroform	ND	1.0	ug/L	SW846 8260B
Chloromethane	ND	1.0	ug/L	SW846 8260B
1,1-Dichloroethane	ND	1.0	ug/L	SW846 8260B
1,2-Dichloroethane	ND	1.0	ug/L	SW846 8260B
1,1-Dichloroethene	ND	1.0	ug/L	SW846 8260B
1,2-Dichloropropane	ND	1.0	ug/L	SW846 8260B
cis-1,3-Dichloropropene	ND	1.0	ug/L	SW846 8260B
trans-1,3-Dichloropropene	ND	1.0	ug/L	SW846 8260B
Ethylbenzene	ND	1.0	ug/L	SW846 8260B
Methylene chloride	ND	1.0	ug/L	SW846 8260B
1,1,2,2-Tetrachloroethane	ND	1.0	ug/L	SW846 8260B
Tetrachloroethene	ND	1.0	ug/L	SW846 8260B
Toluene	ND	1.0	ug/L	SW846 8260B
1,1,1-Trichloroethane	ND	1.0	ug/L	SW846 8260B
Trichloroethene	ND	1.0	ug/L	SW846 8260B
Vinyl chloride	ND	1.0	ug/L	SW846 8260B

SURROGATE	PERCENT RECOVERY	RECOVERY LIMITS
Dibromofluoromethane	102	(73 - 122)
1,2-Dichloroethane-d4	108	(61 - 128)
Toluene-d8	101	(76 - 110)
4-Bromofluorobenzene	95	(74 - 116)

NOTE(S):

Calculations are performed before rounding to avoid round-off errors in calculated results.

J Estimated result. Result is less than RL.

Tetra Tech NUS, Inc

Method Blank Report

GC/MS Volatiles

Lot-Sample #: A8I150000-083 B **Work Order #:** KWWCX1AA **Matrix:** WATER

MASS SPECTROMETER/DATA SYSTEM (MSDS) TENTATIVELY IDENTIFIED COMPOUNDS

PARAMETER	CAS #	ESTIMATED RESULT	RETENTION TIME	UNITS
None				ug/L

METHOD BLANK REPORT

GC/MS Volatiles

Client Lot #...: 8H28126 **Work Order #...:** KWWXT1AA **Matrix.....:** WATER
MB Lot-Sample #: A8I150000-301

Prep Date.....: 09/15/08 **Final Wgt/Vol..:** 5 mL
Analysis Date..: 09/15/08 **Prep Batch #...:** 8259301
Dilution Factor: 1 **Initial Wgt/Vol:** 5 mL

PARAMETER	RESULT	REPORTING LIMIT	UNITS	METHOD
1,2-Dibromoethane	ND	1.0	ug/L	SW846 8260B
1,2-Dichlorobenzene	ND	1.0	ug/L	SW846 8260B
1,3-Dichlorobenzene	ND	1.0	ug/L	SW846 8260B
1,4-Dichlorobenzene	ND	1.0	ug/L	SW846 8260B
Dichlorodifluoromethane	ND	1.0	ug/L	SW846 8260B
Acetone	ND	5.0	ug/L	SW846 8260B
Bromodichloromethane	ND	1.0	ug/L	SW846 8260B
2-Butanone	ND	5.0	ug/L	SW846 8260B
Carbon disulfide	ND	1.0	ug/L	SW846 8260B
Dibromochloromethane	ND	1.0	ug/L	SW846 8260B
1,2-Dibromo-3-chloro-propane	ND	2.0	ug/L	SW846 8260B
cis-1,2-Dichloroethene	ND	1.0	ug/L	SW846 8260B
trans-1,2-Dichloroethene	ND	1.0	ug/L	SW846 8260B
Trichlorofluoromethane	ND	1.0	ug/L	SW846 8260B
Isopropylbenzene	ND	1.0	ug/L	SW846 8260B
4-Methyl-2-pentanone	ND	5.0	ug/L	SW846 8260B
Styrene	ND	1.0	ug/L	SW846 8260B
1,2,4-Trichloro-benzene	**0.19 J**	**1.0**	**ug/L**	**SW846 8260B**
Xylenes (total)	ND	2.0	ug/L	SW846 8260B
Methyl tert-butyl ether	ND	5.0	ug/L	SW846 8260B
2-Hexanone	ND	5.0	ug/L	SW846 8260B
1,1,2-Trichloro-1,2,2-trifluoroethane	ND	1.0	ug/L	SW846 8260B
Bromobenzene	ND	1.0	ug/L	SW846 8260B
Bromochloromethane	ND	1.0	ug/L	SW846 8260B
n-Butylbenzene	ND	1.0	ug/L	SW846 8260B
sec-Butylbenzene	ND	1.0	ug/L	SW846 8260B
tert-Butylbenzene	ND	1.0	ug/L	SW846 8260B
2-Chloroethyl vinyl ether	ND	5.0	ug/L	SW846 8260B
2-Chlorotoluene	ND	1.0	ug/L	SW846 8260B
4-Chlorotoluene	ND	1.0	ug/L	SW846 8260B
Dibromomethane	ND	1.0	ug/L	SW846 8260B
1,3-Dichloropropane	ND	1.0	ug/L	SW846 8260B
2,2-Dichloropropane	ND	1.0	ug/L	SW846 8260B
1,1-Dichloropropene	ND	1.0	ug/L	SW846 8260B
Hexachlorobutadiene	ND	1.0	ug/L	SW846 8260B
p-Isopropyltoluene	ND	1.0	ug/L	SW846 8260B
tert-Butyl alcohol	ND	20	ug/L	SW846 8260B
Naphthalene	ND	1.0	ug/L	SW846 8260B

(Continued on next page)

METHOD BLANK REPORT

GC/MS Volatiles

Client Lot #...: 8H28126 **Work Order #...:** KWWXT1AA **Matrix.....:** WATER

PARAMETER	RESULT	REPORTING LIMIT	UNITS	METHOD
n-Propylbenzene	ND	1.0	ug/L	SW846 8260B
1,1,1,2-Tetrachloroethane	ND	1.0	ug/L	SW846 8260B
1,2,3-Trichlorobenzene	**0.34 J**	**1.0**	**ug/L**	**SW846 8260B**
1,2,3-Trichloropropane	ND	1.0	ug/L	SW846 8260B
1,2,4-Trimethylbenzene	ND	1.0	ug/L	SW846 8260B
Vinyl acetate	ND	2.0	ug/L	SW846 8260B
o-Xylene	ND	1.0	ug/L	SW846 8260B
m-Xylene & p-Xylene	ND	2.0	ug/L	SW846 8260B
1,2,3-Trimethylbenzene	**0.026 J**	**5.0**	**ug/L**	**SW846 8260B**
Diisopropyl Ether (DIPE)	ND	5.0	ug/L	SW846 8260B
Ethyl-t-Butyl Ether (ETBE	ND	5.0	ug/L	SW846 8260B
Tert-amyl methyl ether (T	ND	5.0	ug/L	SW846 8260B
Benzene	ND	1.0	ug/L	SW846 8260B
Bromoform	ND	1.0	ug/L	SW846 8260B
Bromomethane	ND	1.0	ug/L	SW846 8260B
Carbon tetrachloride	ND	1.0	ug/L	SW846 8260B
Chlorobenzene	ND	1.0	ug/L	SW846 8260B
Chloroethane	ND	1.0	ug/L	SW846 8260B
Chloroform	ND	1.0	ug/L	SW846 8260B
Chloromethane	ND	1.0	ug/L	SW846 8260B
1,1-Dichloroethane	ND	1.0	ug/L	SW846 8260B
1,2-Dichloroethane	ND	1.0	ug/L	SW846 8260B
1,1-Dichloroethene	ND	1.0	ug/L	SW846 8260B
1,2-Dichloropropane	ND	1.0	ug/L	SW846 8260B
cis-1,3-Dichloropropene	ND	1.0	ug/L	SW846 8260B
trans-1,3-Dichloropropene	ND	1.0	ug/L	SW846 8260B
Ethylbenzene	ND	1.0	ug/L	SW846 8260B
Methylene chloride	**0.61 J**	**1.0**	**ug/L**	**SW846 8260B**
1,1,2,2-Tetrachloroethane	ND	1.0	ug/L	SW846 8260B
Tetrachloroethene	ND	1.0	ug/L	SW846 8260B
Toluene	ND	1.0	ug/L	SW846 8260B
1,1,1-Trichloroethane	ND	1.0	ug/L	SW846 8260B
Trichloroethene	ND	1.0	ug/L	SW846 8260B
Vinyl chloride	ND	1.0	ug/L	SW846 8260B

SURROGATE	PERCENT RECOVERY	RECOVERY LIMITS
Dibromofluoromethane	98	(73 - 122)
1,2-Dichloroethane-d4	102	(61 - 128)
Toluene-d8	103	(76 - 110)
4-Bromofluorobenzene	96	(74 - 116)

NOTE(S):

Calculations are performed before rounding to avoid round-off errors in calculated results.

J Estimated result. Result is less than RL.

Tetra Tech NUS, Inc

Method Blank Report

GC/MS Volatiles

Lot-Sample #: A8I150000-301 B **Work Order #:** KWWXT1AA **Matrix:** WATER

MASS SPECTROMETER/DATA SYSTEM (MSDS) TENTATIVELY IDENTIFIED COMPOUNDS

PARAMETER	CAS #	ESTIMATED RESULT	RETENTION TIME	UNITS
None				ug/L

METHOD BLANK REPORT

GC/MS Volatiles

Client Lot #...: 8H28126 **Work Order #...:** KXGTC1AA **Matrix.....:** WATER
MB Lot-Sample #: A8I240000-174

Prep Date.....: 09/23/08 **Final Wgt/Vol..:** 5 mL
Analysis Date..: 09/23/08 **Prep Batch #...:** 8268174
Dilution Factor: 1 **Initial Wgt/Vol:** 5 mL

PARAMETER	RESULT	REPORTING LIMIT	UNITS	METHOD
4-Methyl-2-pentanone	ND	5.0	ug/L	SW846 8260B
Styrene	ND	1.0	ug/L	SW846 8260B
Xylenes (total)	ND	2.0	ug/L	SW846 8260B
Acetone	ND	5.0	ug/L	SW846 8260B
Bromodichloromethane	ND	1.0	ug/L	SW846 8260B
2-Butanone	ND	5.0	ug/L	SW846 8260B
Carbon disulfide	ND	1.0	ug/L	SW846 8260B
Dibromochloromethane	ND	1.0	ug/L	SW846 8260B
cis-1,2-Dichloroethene	ND	1.0	ug/L	SW846 8260B
trans-1,2-Dichloroethene	ND	1.0	ug/L	SW846 8260B
2-Hexanone	ND	5.0	ug/L	SW846 8260B
Bromobenzene	ND	1.0	ug/L	SW846 8260B
Bromochloromethane	ND	1.0	ug/L	SW846 8260B
n-Butylbenzene	ND	1.0	ug/L	SW846 8260B
sec-Butylbenzene	ND	1.0	ug/L	SW846 8260B
tert-Butylbenzene	ND	1.0	ug/L	SW846 8260B
1,2-Dibromo-3-chloro-propane	ND	2.0	ug/L	SW846 8260B
2-Chloroethyl vinyl ether	ND	5.0	ug/L	SW846 8260B
2-Chlorotoluene	ND	1.0	ug/L	SW846 8260B
4-Chlorotoluene	ND	1.0	ug/L	SW846 8260B
1,2-Dibromoethane	ND	1.0	ug/L	SW846 8260B
Dibromomethane	ND	1.0	ug/L	SW846 8260B
1,2-Dichlorobenzene	ND	1.0	ug/L	SW846 8260B
1,3-Dichlorobenzene	ND	1.0	ug/L	SW846 8260B
1,4-Dichlorobenzene	ND	1.0	ug/L	SW846 8260B
Dichlorodifluoromethane	ND	1.0	ug/L	SW846 8260B
1,3-Dichloropropane	ND	1.0	ug/L	SW846 8260B
2,2-Dichloropropane	ND	1.0	ug/L	SW846 8260B
1,1-Dichloropropene	ND	1.0	ug/L	SW846 8260B
Trichlorofluoromethane	ND	1.0	ug/L	SW846 8260B
Hexachlorobutadiene	**0.40 J**	**1.0**	**ug/L**	**SW846 8260B**
Isopropylbenzene	ND	1.0	ug/L	SW846 8260B
p-Isopropyltoluene	ND	1.0	ug/L	SW846 8260B
tert-Butyl alcohol	**3.9 J**	**20**	**ug/L**	**SW846 8260B**
Naphthalene	**0.27 J**	**1.0**	**ug/L**	**SW846 8260B**
n-Propylbenzene	ND	1.0	ug/L	SW846 8260B
1,1,1,2-Tetrachloroethane	ND	1.0	ug/L	SW846 8260B
1,2,3-Trichlorobenzene	**0.45 J**	**1.0**	**ug/L**	**SW846 8260B**
1,2,4-Trichloro-benzene	**0.22 J**	**1.0**	**ug/L**	**SW846 8260B**

(Continued on next page)

METHOD BLANK REPORT

GC/MS Volatiles

Client Lot #...: 8H28126 **Work Order #...:** KXGTC1AA **Matrix.....:** WATER

PARAMETER	RESULT	REPORTING LIMIT	UNITS	METHOD
1,2,3-Trichloropropane	ND	1.0	ug/L	SW846 8260B
1,1,2-Trichloro-1,2,2-trifluoroethane	ND	1.0	ug/L	SW846 8260B
1,2,4-Trimethylbenzene	ND	1.0	ug/L	SW846 8260B
Vinyl acetate	ND	2.0	ug/L	SW846 8260B
o-Xylene	ND	1.0	ug/L	SW846 8260B
Methyl tert-butyl ether	ND	5.0	ug/L	SW846 8260B
m-Xylene & p-Xylene	ND	2.0	ug/L	SW846 8260B
1,2,3-Trimethylbenzene	ND	5.0	ug/L	SW846 8260B
Diisopropyl Ether (DIPE)	ND	5.0	ug/L	SW846 8260B
Ethyl-t-Butyl Ether (ETBE	ND	5.0	ug/L	SW846 8260B
Tert-amyl methyl ether (T	ND	5.0	ug/L	SW846 8260B
Benzene	ND	1.0	ug/L	SW846 8260B
Bromoform	ND	1.0	ug/L	SW846 8260B
Bromomethane	ND	1.0	ug/L	SW846 8260B
Carbon tetrachloride	ND	1.0	ug/L	SW846 8260B
Chlorobenzene	ND	1.0	ug/L	SW846 8260B
Chloroethane	ND	1.0	ug/L	SW846 8260B
Chloroform	ND	1.0	ug/L	SW846 8260B
Chloromethane	ND	1.0	ug/L	SW846 8260B
1,1-Dichloroethane	ND	1.0	ug/L	SW846 8260B
1,2-Dichloroethane	ND	1.0	ug/L	SW846 8260B
1,1-Dichloroethene	ND	1.0	ug/L	SW846 8260B
1,2-Dichloropropane	ND	1.0	ug/L	SW846 8260B
cis-1,3-Dichloropropene	ND	1.0	ug/L	SW846 8260B
trans-1,3-Dichloropropene	ND	1.0	ug/L	SW846 8260B
Ethylbenzene	ND	1.0	ug/L	SW846 8260B
Methylene chloride	**0.48 J**	**1.0**	**ug/L**	**SW846 8260B**
1,1,2,2-Tetrachloroethane	ND	1.0	ug/L	SW846 8260B
Tetrachloroethene	ND	1.0	ug/L	SW846 8260B
Toluene	ND	1.0	ug/L	SW846 8260B
1,1,1-Trichloroethane	ND	1.0	ug/L	SW846 8260B
Trichloroethene	ND	1.0	ug/L	SW846 8260B
Vinyl chloride	ND	1.0	ug/L	SW846 8260B

SURROGATE	PERCENT RECOVERY	RECOVERY LIMITS
Dibromofluoromethane	109	(73 - 122)
1,2-Dichloroethane-d4	121	(61 - 128)
Toluene-d8	100	(76 - 110)
4-Bromofluorobenzene	101	(74 - 116)

NOTE(S):

Calculations are performed before rounding to avoid round-off errors in calculated results.

J Estimated result. Result is less than RL.

Tetra Tech NUS, Inc

Method Blank Report

GC/MS Volatiles

Lot-Sample #: A8I240000-174 B **Work Order #:** KXGTC1AA **Matrix:** WATER

MASS SPECTROMETER/DATA SYSTEM (MSDS) TENTATIVELY IDENTIFIED COMPOUNDS

PARAMETER	CAS #	ESTIMATED RESULT	RETENTION TIME	UNITS
None				ug/L

METHOD BLANK REPORT

TOTAL Metals

Client Lot #...: 8H28126 Matrix.....: WATER

PARAMETER	RESULT	REPORTING LIMIT	UNITS	METHOD	PREPARATION-ANALYSIS DATE	WORK ORDER #
MB Lot-Sample #: A8I020000-022 **Prep Batch #...:** 8246022						
Antimony	**0.13 B**	**2.0**	**ug/L**	**SW846 6020**	**09/02-09/05/08**	**KV4PG1AA**
		Dilution Factor: 1				
		Analysis Time..: 08:56		Analyst ID.....: 001637	Instrument ID..: I8	
Arsenic	ND	5.0	ug/L	SW846 6020	09/02-09/05/08	KV4PG1AC
		Dilution Factor: 1				
		Analysis Time..: 08:56		Analyst ID.....: 001637	Instrument ID..: I8	
Barium	**0.86 B**	**1.0**	**ug/L**	**SW846 6020**	**09/02-09/05/08**	**KV4PG1AD**
		Dilution Factor: 1				
		Analysis Time..: 08:56		Analyst ID.....: 001637	Instrument ID..: I8	
Beryllium	ND	1.0	ug/L	SW846 6020	09/02-09/05/08	KV4PG1AE
		Dilution Factor: 1				
		Analysis Time..: 08:56		Analyst ID.....: 001637	Instrument ID..: I8	
Cadmium	ND	1.0	ug/L	SW846 6020	09/02-09/05/08	KV4PG1AF
		Dilution Factor: 1				
		Analysis Time..: 08:56		Analyst ID.....: 001637	Instrument ID..: I8	
Calcium	**321 B**	**1000**	**ug/L**	**SW846 6020**	**09/02-09/05/08**	**KV4PG1AW**
		Dilution Factor: 1				
		Analysis Time..: 08:56		Analyst ID.....: 001637	Instrument ID..: I8	
Chromium	**0.11 B**	**2.0**	**ug/L**	**SW846 6020**	**09/02-09/05/08**	**KV4PG1AV**
		Dilution Factor: 1				
		Analysis Time..: 08:56		Analyst ID.....: 001637	Instrument ID..: I8	
Cobalt	**0.010 B**	**1.0**	**ug/L**	**SW846 6020**	**09/02-09/05/08**	**KV4PG1AG**
		Dilution Factor: 1				
		Analysis Time..: 08:56		Analyst ID.....: 001637	Instrument ID..: I8	
Copper	**0.70 B**	**2.0**	**ug/L**	**SW846 6020**	**09/02-09/05/08**	**KV4PG1AH**
		Dilution Factor: 1				
		Analysis Time..: 08:56		Analyst ID.....: 001637	Instrument ID..: I8	
Iron	**8.5 B**	**50.0**	**ug/L**	**SW846 6020**	**09/02-09/05/08**	**KV4PG1AJ**
		Dilution Factor: 1				
		Analysis Time..: 08:56		Analyst ID.....: 001637	Instrument ID..: I8	
Lead	**0.12 B**	**1.0**	**ug/L**	**SW846 6020**	**09/02-09/05/08**	**KV4PG1AK**
		Dilution Factor: 1				
		Analysis Time..: 08:56		Analyst ID.....: 001637	Instrument ID..: I8	

(Continued on next page)

METHOD BLANK REPORT

TOTAL Metals

Client Lot #...: 8H28126 **Matrix.....:** WATER

PARAMETER	RESULT	REPORTING LIMIT	UNITS	METHOD	PREPARATION-ANALYSIS DATE	WORK ORDER #
Magnesium	73.2 B	**1000**	**ug/L**	**SW846 6020**	**09/02-09/05/08**	**KV4PG1AX**
		Dilution Factor: 1				
		Analysis Time..: 08:56		Analyst ID.....: 001637	Instrument ID..: I8	
Manganese	0.40 B	**1.0**	**ug/L**	**SW846 6020**	**09/02-09/05/08**	**KV4PG1AL**
		Dilution Factor: 1				
		Analysis Time..: 08:56		Analyst ID.....: 001637	Instrument ID..: I8	
Molybdenum	0.31 B	**2.0**	**ug/L**	**SW846 6020**	**09/02-09/05/08**	**KV4PG1AM**
		Dilution Factor: 1				
		Analysis Time..: 08:56		Analyst ID.....: 001637	Instrument ID..: I8	
Nickel	0.088 B	**2.0**	**ug/L**	**SW846 6020**	**09/02-09/05/08**	**KV4PG1AN**
		Dilution Factor: 1				
		Analysis Time..: 08:56		Analyst ID.....: 001637	Instrument ID..: I8	
Selenium	ND	5.0	ug/L	SW846 6020	09/02-09/05/08	KV4PG1AP
		Dilution Factor: 1				
		Analysis Time..: 08:56		Analyst ID.....: 001637	Instrument ID..: I8	
Silver	ND	1.0	ug/L	SW846 6020	09/02-09/05/08	KV4PG1AQ
		Dilution Factor: 1				
		Analysis Time..: 08:56		Analyst ID.....: 001637	Instrument ID..: I8	
Thallium	0.52 B	**1.0**	**ug/L**	**SW846 6020**	**09/02-09/05/08**	**KV4PG1AR**
		Dilution Factor: 1				
		Analysis Time..: 08:56		Analyst ID.....: 001637	Instrument ID..: I8	
Vanadium	ND	20.0	ug/L	SW846 6020	09/02-09/05/08	KV4PG1AT
		Dilution Factor: 1				
		Analysis Time..: 08:56		Analyst ID.....: 001637	Instrument ID..: I8	
Zinc	4.2 B	**20.0**	**ug/L**	**SW846 6020**	**09/02-09/05/08**	**KV4PG1AU**
		Dilution Factor: 1				
		Analysis Time..: 08:56		Analyst ID.....: 001637	Instrument ID..: I8	
Mercury	ND	0.20	ug/L	SW846 7470A	09/02-09/03/08	KV4PG1A0
		Dilution Factor: 1				
		Analysis Time..: 07:12		Analyst ID.....: 001637	Instrument ID..: H1	

MB Lot-Sample #: A8I040000-013 **Prep Batch #...:** 8248013

Antimony	ND	2.0	ug/L	SW846 6020	09/04-09/08/08	KV8G81AA
		Dilution Factor: 1				
		Analysis Time..: 12:35		Analyst ID.....: 001637	Instrument ID..: I8	

(Continued on next page)

METHOD BLANK REPORT

TOTAL Metals

Client Lot #...: 8H28126 **Matrix.....:** WATER

PARAMETER	RESULT	REPORTING LIMIT	UNITS	METHOD	PREPARATION-ANALYSIS DATE	WORK ORDER #
Arsenic	ND	5.0	ug/L	SW846 6020	09/04-09/08/08	KV8G81AC
		Dilution Factor: 1				
		Analysis Time..: 12:35		Analyst ID.....: 001637	Instrument ID..: I8	
Barium	ND	1.0	ug/L	SW846 6020	09/04-09/08/08	KV8G81AD
		Dilution Factor: 1				
		Analysis Time..: 12:35		Analyst ID.....: 001637	Instrument ID..: I8	
Beryllium	ND	1.0	ug/L	SW846 6020	09/04-09/08/08	KV8G81AE
		Dilution Factor: 1				
		Analysis Time..: 12:35		Analyst ID.....: 001637	Instrument ID..: I8	
Cadmium	ND	1.0	ug/L	SW846 6020	09/04-09/08/08	KV8G81AF
		Dilution Factor: 1				
		Analysis Time..: 12:35		Analyst ID.....: 001637	Instrument ID..: I8	
Calcium	**41.2 B**	**1000**	**ug/L**	**SW846 6020**	**09/04-09/08/08**	**KV8G81AW**
		Dilution Factor: 1				
		Analysis Time..: 12:35		Analyst ID.....: 001637	Instrument ID..: I8	
Chromium	ND	2.0	ug/L	SW846 6020	09/04-09/08/08	KV8G81AV
		Dilution Factor: 1				
		Analysis Time..: 12:35		Analyst ID.....: 001637	Instrument ID..: I8	
Cobalt	**0.033 B**	**1.0**	**ug/L**	**SW846 6020**	**09/04-09/08/08**	**KV8G81AG**
		Dilution Factor: 1				
		Analysis Time..: 12:35		Analyst ID.....: 001637	Instrument ID..: I8	
Copper	ND	2.0	ug/L	SW846 6020	09/04-09/08/08	KV8G81AH
		Dilution Factor: 1				
		Analysis Time..: 12:35		Analyst ID.....: 001637	Instrument ID..: I8	
Iron	**1.5 B**	**50.0**	**ug/L**	**SW846 6020**	**09/04-09/08/08**	**KV8G81AJ**
		Dilution Factor: 1				
		Analysis Time..: 12:35		Analyst ID.....: 001637	Instrument ID..: I8	
Lead	ND	1.0	ug/L	SW846 6020	09/04-09/08/08	KV8G81AK
		Dilution Factor: 1				
		Analysis Time..: 12:35		Analyst ID.....: 001637	Instrument ID..: I8	
Magnesium	ND	1000	ug/L	SW846 6020	09/04-09/08/08	KV8G81AX
		Dilution Factor: 1				
		Analysis Time..: 12:35		Analyst ID.....: 001637	Instrument ID..: I8	
Manganese	**0.050 B**	**1.0**	**ug/L**	**SW846 6020**	**09/04-09/08/08**	**KV8G81AL**
		Dilution Factor: 1				
		Analysis Time..: 12:35		Analyst ID.....: 001637	Instrument ID..: I8	

(Continued on next page)

METHOD BLANK REPORT

TOTAL Metals

Client Lot #...: 8H28126 **Matrix.....:** WATER

PARAMETER	RESULT	REPORTING LIMIT	UNITS	METHOD	PREPARATION-ANALYSIS DATE	WORK ORDER #
Molybdenum	ND	2.0	ug/L	SW846 6020	09/04-09/08/08	KV8G81AM
		Dilution Factor: 1				
		Analysis Time..: 12:35		Analyst ID.....: 001637	Instrument ID..: I8	
Nickel	ND	2.0	ug/L	SW846 6020	09/04-09/08/08	KV8G81AN
		Dilution Factor: 1				
		Analysis Time..: 12:35		Analyst ID.....: 001637	Instrument ID..: I8	
Selenium	ND	5.0	ug/L	SW846 6020	09/04-09/08/08	KV8G81AP
		Dilution Factor: 1				
		Analysis Time..: 12:35		Analyst ID.....: 001637	Instrument ID..: I8	
Silver	ND	1.0	ug/L	SW846 6020	09/04-09/08/08	KV8G81AQ
		Dilution Factor: 1				
		Analysis Time..: 12:35		Analyst ID.....: 001637	Instrument ID..: I8	
Thallium	ND	1.0	ug/L	SW846 6020	09/04-09/08/08	KV8G81AR
		Dilution Factor: 1				
		Analysis Time..: 12:35		Analyst ID.....: 001637	Instrument ID..: I8	
Vanadium	ND	20.0	ug/L	SW846 6020	09/04-09/08/08	KV8G81AT
		Dilution Factor: 1				
		Analysis Time..: 12:35		Analyst ID.....: 001637	Instrument ID..: I8	
Zinc	**2.5 B**	**20.0**	**ug/L**	**SW846 6020**	**09/04-09/08/08**	**KV8G81AU**
		Dilution Factor: 1				
		Analysis Time..: 12:35		Analyst ID.....: 001637	Instrument ID..: I8	
Mercury	**0.15 B**	**0.20**	**ug/L**	**SW846 7470A**	**09/04-09/05/08**	**KV8G81A0**
		Dilution Factor: 1				
		Analysis Time..: 13:35		Analyst ID.....: 001576	Instrument ID..: H1	

MB Lot-Sample #: A8I050000-013 **Prep Batch #...:** 8249013

Antimony	**0.064 B**	**2.0**	**ug/L**	**SW846 6020**	**09/05/08**	**KWA0W1AA**
		Dilution Factor: 1				
		Analysis Time..: 17:11		Analyst ID.....: 001637	Instrument ID..: I8	
Arsenic	ND	5.0	ug/L	SW846 6020	09/05/08	KWA0W1AC
		Dilution Factor: 1				
		Analysis Time..: 17:11		Analyst ID.....: 001637	Instrument ID..: I8	
Barium	**0.98 B**	**1.0**	**ug/L**	**SW846 6020**	**09/05/08**	**KWA0W1AD**
		Dilution Factor: 1				
		Analysis Time..: 17:11		Analyst ID.....: 001637	Instrument ID..: I8	

(Continued on next page)

METHOD BLANK REPORT

TOTAL Metals

Client Lot #...: 8H28126 **Matrix.....:** WATER

PARAMETER	RESULT	REPORTING LIMIT	UNITS	METHOD	PREPARATION-ANALYSIS DATE	WORK ORDER #
Beryllium	ND	1.0	ug/L	SW846 6020	09/05/08	KWA0W1AE
		Dilution Factor: 1				
		Analysis Time..: 17:11		Analyst ID.....: 001637	Instrument ID..: I8	
Cadmium	ND	1.0	ug/L	SW846 6020	09/05/08	KWA0W1AF
		Dilution Factor: 1				
		Analysis Time..: 17:11		Analyst ID.....: 001637	Instrument ID..: I8	
Calcium	**352 B**	**1000**	**ug/L**	**SW846 6020**	**09/05/08**	**KWA0W1AW**
		Dilution Factor: 1				
		Analysis Time..: 17:11		Analyst ID.....: 001637	Instrument ID..: I8	
Chromium	**0.075 B**	**2.0**	**ug/L**	**SW846 6020**	**09/05/08**	**KWA0W1AV**
		Dilution Factor: 1				
		Analysis Time..: 17:11		Analyst ID.....: 001637	Instrument ID..: I8	
Cobalt	**0.016 B**	**1.0**	**ug/L**	**SW846 6020**	**09/05/08**	**KWA0W1AG**
		Dilution Factor: 1				
		Analysis Time..: 17:11		Analyst ID.....: 001637	Instrument ID..: I8	
Copper	**0.55 B**	**2.0**	**ug/L**	**SW846 6020**	**09/05/08**	**KWA0W1AH**
		Dilution Factor: 1				
		Analysis Time..: 17:11		Analyst ID.....: 001637	Instrument ID..: I8	
Lead	**0.083 B**	**1.0**	**ug/L**	**SW846 6020**	**09/05/08**	**KWA0W1AK**
		Dilution Factor: 1				
		Analysis Time..: 17:11		Analyst ID.....: 001637	Instrument ID..: I8	
Magnesium	**70.6 B**	**1000**	**ug/L**	**SW846 6020**	**09/05/08**	**KWA0W1AX**
		Dilution Factor: 1				
		Analysis Time..: 17:11		Analyst ID.....: 001637	Instrument ID..: I8	
Molybdenum	**0.15 B**	**2.0**	**ug/L**	**SW846 6020**	**09/05/08**	**KWA0W1AM**
		Dilution Factor: 1				
		Analysis Time..: 17:11		Analyst ID.....: 001637	Instrument ID..: I8	
Nickel	**0.074 B**	**2.0**	**ug/L**	**SW846 6020**	**09/05/08**	**KWA0W1AN**
		Dilution Factor: 1				
		Analysis Time..: 17:11		Analyst ID.....: 001637	Instrument ID..: I8	
Selenium	ND	5.0	ug/L	SW846 6020	09/05/08	KWA0W1AP
		Dilution Factor: 1				
		Analysis Time..: 17:11		Analyst ID.....: 001637	Instrument ID..: I8	
Silver	ND	1.0	ug/L	SW846 6020	09/05/08	KWA0W1AQ
		Dilution Factor: 1				
		Analysis Time..: 17:11		Analyst ID.....: 001637	Instrument ID..: I8	

(Continued on next page)

METHOD BLANK REPORT

TOTAL Metals

Client Lot #...: 8H28126 **Matrix.....:** WATER

PARAMETER	RESULT	REPORTING LIMIT	UNITS	METHOD	PREPARATION-ANALYSIS DATE	WORK ORDER #
Thallium	**0.27 B**	**1.0**	**ug/L**	**SW846 6020**	**09/05/08**	**KWA0W1AR**
		Dilution Factor: 1				
		Analysis Time..: 17:11		Analyst ID.....: 001637	Instrument ID..: I8	
Vanadium	ND	20.0	ug/L	SW846 6020	09/05/08	KWA0W1AT
		Dilution Factor: 1				
		Analysis Time..: 17:11		Analyst ID.....: 001637	Instrument ID..: I8	
Zinc	**4.2 B**	**20.0**	**ug/L**	**SW846 6020**	**09/05/08**	**KWA0W1AU**
		Dilution Factor: 1				
		Analysis Time..: 17:11		Analyst ID.....: 001637	Instrument ID..: I8	
Mercury	ND	0.20	ug/L	SW846 7470A	09/05/08	KWA0W1A0
		Dilution Factor: 1				
		Analysis Time..: 15:10		Analyst ID.....: 001576	Instrument ID..: H1	

MB Lot-Sample #: A8I090000-010 **Prep Batch #...:** 8253010

Iron	**19.4 B**	**50.0**	**ug/L**	**SW846 6020**	**09/09-09/10/08**	**KWGML1AA**
		Dilution Factor: 1				
		Analysis Time..: 08:13		Analyst ID.....: 001637	Instrument ID..: I8	
Manganese	**0.67 B**	**1.0**	**ug/L**	**SW846 6020**	**09/09-09/10/08**	**KWGML1AC**
		Dilution Factor: 1				
		Analysis Time..: 08:13		Analyst ID.....: 001637	Instrument ID..: I8	

MB Lot-Sample #: A8I090000-014 **Prep Batch #...:** 8253014

Antimony	ND	2.0	ug/L	SW846 6020	09/09-09/10/08	KWGMT1CU
		Dilution Factor: 1				
		Analysis Time..: 08:42		Analyst ID.....: 001637	Instrument ID..: I8	
Arsenic	ND	5.0	ug/L	SW846 6020	09/09-09/10/08	KWGMT1CV
		Dilution Factor: 1				
		Analysis Time..: 08:42		Analyst ID.....: 001637	Instrument ID..: I8	
Barium	**1.1**	**1.0**	**ug/L**	**SW846 6020**	**09/09-09/10/08**	**KWGMT1CW**
		Dilution Factor: 1				
		Analysis Time..: 08:42		Analyst ID.....: 001637	Instrument ID..: I8	
Beryllium	ND	1.0	ug/L	SW846 6020	09/09-09/10/08	KWGMT1CX
		Dilution Factor: 1				
		Analysis Time..: 08:42		Analyst ID.....: 001637	Instrument ID..: I8	

(Continued on next page)

METHOD BLANK REPORT

TOTAL Metals

Client Lot #...: 8H28126 Matrix.....: WATER

PARAMETER	RESULT	REPORTING LIMIT	UNITS	METHOD	PREPARATION-ANALYSIS DATE	WORK ORDER #
Cadmium	ND	1.0	ug/L	SW846 6020	09/09-09/10/08	KWGMT1C0
		Dilution Factor: 1				
		Analysis Time..: 08:42		Analyst ID.....: 001637	Instrument ID..: I8	
Chromium	**0.14 B**	**2.0**	**ug/L**	**SW846 6020**	**09/09-09/10/08**	**KWGMT1DE**
		Dilution Factor: 1				
		Analysis Time..: 08:42		Analyst ID.....: 001637	Instrument ID..: I8	
Cobalt	**0.0080 B**	**1.0**	**ug/L**	**SW846 6020**	**09/09-09/10/08**	**KWGMT1C1**
		Dilution Factor: 1				
		Analysis Time..: 08:42		Analyst ID.....: 001637	Instrument ID..: I8	
Copper	**0.60 B**	**2.0**	**ug/L**	**SW846 6020**	**09/09-09/10/08**	**KWGMT1C2**
		Dilution Factor: 1				
		Analysis Time..: 08:42		Analyst ID.....: 001637	Instrument ID..: I8	
Iron	**17.4 B**	**50.0**	**ug/L**	**SW846 6020**	**09/09-09/10/08**	**KWGMT1C3**
		Dilution Factor: 1				
		Analysis Time..: 08:42		Analyst ID.....: 001637	Instrument ID..: I8	
Lead	ND	1.0	ug/L	SW846 6020	09/09-09/10/08	KWGMT1C4
		Dilution Factor: 1				
		Analysis Time..: 08:42		Analyst ID.....: 001637	Instrument ID..: I8	
Manganese	**0.58 B**	**1.0**	**ug/L**	**SW846 6020**	**09/09-09/10/08**	**KWGMT1C5**
		Dilution Factor: 1				
		Analysis Time..: 08:42		Analyst ID.....: 001637	Instrument ID..: I8	
Molybdenum	ND	2.0	ug/L	SW846 6020	09/09-09/10/08	KWGMT1C6
		Dilution Factor: 1				
		Analysis Time..: 08:42		Analyst ID.....: 001637	Instrument ID..: I8	
Nickel	**0.11 B**	**2.0**	**ug/L**	**SW846 6020**	**09/09-09/10/08**	**KWGMT1C7**
		Dilution Factor: 1				
		Analysis Time..: 08:42		Analyst ID.....: 001637	Instrument ID..: I8	
Selenium	ND	5.0	ug/L	SW846 6020	09/09-09/10/08	KWGMT1C8
		Dilution Factor: 1				
		Analysis Time..: 08:42		Analyst ID.....: 001637	Instrument ID..: I8	
Silver	ND	1.0	ug/L	SW846 6020	09/09-09/10/08	KWGMT1C9
		Dilution Factor: 1				
		Analysis Time..: 08:42		Analyst ID.....: 001637	Instrument ID..: I8	
Thallium	**0.20 B**	**1.0**	**ug/L**	**SW846 6020**	**09/09-09/10/08**	**KWGMT1DA**
		Dilution Factor: 1				
		Analysis Time..: 08:42		Analyst ID.....: 001637	Instrument ID..: I8	

(Continued on next page)

METHOD BLANK REPORT

TOTAL Metals

Client Lot #...: 8H28126 **Matrix.....:** WATER

PARAMETER	RESULT	REPORTING LIMIT	UNITS	METHOD	PREPARATION-ANALYSIS DATE	WORK ORDER #
Vanadium	ND	20.0	ug/L	SW846 6020	09/09-09/10/08	KWGMT1DC
		Dilution Factor: 1				
		Analysis Time..: 08:42		Analyst ID.....: 001637	Instrument ID..: I8	
Zinc	**6.4 B**	**20.0**	**ug/L**	**SW846 6020**	**09/09-09/10/08**	**KWGMT1DD**
		Dilution Factor: 1				
		Analysis Time..: 08:42		Analyst ID.....: 001637	Instrument ID..: I8	
Mercury	**0.15 B**	**0.20**	**ug/L**	**SW846 7470A**	**09/09/08**	**KWGMT1DF**
		Dilution Factor: 1				
		Analysis Time..: 13:11		Analyst ID.....: 001637	Instrument ID..: H1	

NOTE(S):

Calculations are performed before rounding to avoid round-off errors in calculated results.

B Estimated result. Result is less than RL.

METHOD BLANK REPORT

DISSOLVED Metals

Client Lot #...: 8H28126 **Matrix.....:** WATER

PARAMETER	RESULT	REPORTING LIMIT	UNITS	METHOD	PREPARATION-ANALYSIS DATE	WORK ORDER #
MB Lot-Sample #: A8I020000-022 **Prep Batch #...:** 8246022						
Antimony	**0.13 B**	**2.0**	**ug/L**	**SW846 6020**	**09/02-09/05/08**	**KV4PG1CP**
		Dilution Factor: 1				
		Analysis Time..: 08:56		Analyst ID.....: 001637	Instrument ID..: I8	
Arsenic	ND	5.0	ug/L	SW846 6020	09/02-09/05/08	KV4PG1CQ
		Dilution Factor: 1				
		Analysis Time..: 08:56		Analyst ID.....: 001637	Instrument ID..: I8	
Barium	**0.86 B**	**1.0**	**ug/L**	**SW846 6020**	**09/02-09/05/08**	**KV4PG1CR**
		Dilution Factor: 1				
		Analysis Time..: 08:56		Analyst ID.....: 001637	Instrument ID..: I8	
Beryllium	ND	1.0	ug/L	SW846 6020	09/02-09/05/08	KV4PG1CT
		Dilution Factor: 1				
		Analysis Time..: 08:56		Analyst ID.....: 001637	Instrument ID..: I8	
Cadmium	ND	1.0	ug/L	SW846 6020	09/02-09/05/08	KV4PG1CU
		Dilution Factor: 1				
		Analysis Time..: 08:56		Analyst ID.....: 001637	Instrument ID..: I8	
Calcium	**321 B**	**1000**	**ug/L**	**SW846 6020**	**09/02-09/05/08**	**KV4PG1DC**
		Dilution Factor: 1				
		Analysis Time..: 08:56		Analyst ID.....: 001637	Instrument ID..: I8	
Chromium	**0.11 B**	**2.0**	**ug/L**	**SW846 6020**	**09/02-09/05/08**	**KV4PG1C9**
		Dilution Factor: 1				
		Analysis Time..: 08:56		Analyst ID.....: 001637	Instrument ID..: I8	
Cobalt	**0.010 B**	**1.0**	**ug/L**	**SW846 6020**	**09/02-09/05/08**	**KV4PG1CV**
		Dilution Factor: 1				
		Analysis Time..: 08:56		Analyst ID.....: 001637	Instrument ID..: I8	
Copper	**0.70 B**	**2.0**	**ug/L**	**SW846 6020**	**09/02-09/05/08**	**KV4PG1CW**
		Dilution Factor: 1				
		Analysis Time..: 08:56		Analyst ID.....: 001637	Instrument ID..: I8	
Iron	**8.5 B**	**50.0**	**ug/L**	**SW846 6020**	**09/02-09/05/08**	**KV4PG1CX**
		Dilution Factor: 1				
		Analysis Time..: 08:56		Analyst ID.....: 001637	Instrument ID..: I8	
Lead	**0.12 B**	**1.0**	**ug/L**	**SW846 6020**	**09/02-09/05/08**	**KV4PG1C0**
		Dilution Factor: 1				
		Analysis Time..: 08:56		Analyst ID.....: 001637	Instrument ID..: I8	

(Continued on next page)

METHOD BLANK REPORT

DISSOLVED Metals

Client Lot #...: 8H28126 **Matrix.....:** WATER

PARAMETER	RESULT	REPORTING LIMIT	UNITS	METHOD	PREPARATION-ANALYSIS DATE	WORK ORDER #
Magnesium	73.2 B	1000	ug/L	SW846 6020	09/02-09/05/08	KV4PG1DD
		Dilution Factor: 1				
		Analysis Time..: 08:56		Analyst ID.....: 001637	Instrument ID..: I8	
Manganese	0.40 B	1.0	ug/L	SW846 6020	09/02-09/05/08	KV4PG1C1
		Dilution Factor: 1				
		Analysis Time..: 08:56		Analyst ID.....: 001637	Instrument ID..: I8	
Molybdenum	0.31 B	2.0	ug/L	SW846 6020	09/02-09/05/08	KV4PG1C2
		Dilution Factor: 1				
		Analysis Time..: 08:56		Analyst ID.....: 001637	Instrument ID..: I8	
Nickel	0.088 B	2.0	ug/L	SW846 6020	09/02-09/05/08	KV4PG1C3
		Dilution Factor: 1				
		Analysis Time..: 08:56		Analyst ID.....: 001637	Instrument ID..: I8	
Selenium	ND	5.0	ug/L	SW846 6020	09/02-09/05/08	KV4PG1C4
		Dilution Factor: 1				
		Analysis Time..: 08:56		Analyst ID.....: 001637	Instrument ID..: I8	
Silver	ND	1.0	ug/L	SW846 6020	09/02-09/05/08	KV4PG1C5
		Dilution Factor: 1				
		Analysis Time..: 08:56		Analyst ID.....: 001637	Instrument ID..: I8	
Thallium	0.52 B	1.0	ug/L	SW846 6020	09/02-09/05/08	KV4PG1C6
		Dilution Factor: 1				
		Analysis Time..: 08:56		Analyst ID.....: 001637	Instrument ID..: I8	
Vanadium	ND	20.0	ug/L	SW846 6020	09/02-09/05/08	KV4PG1C7
		Dilution Factor: 1				
		Analysis Time..: 08:56		Analyst ID.....: 001637	Instrument ID..: I8	
Zinc	4.2 B	20.0	ug/L	SW846 6020	09/02-09/05/08	KV4PG1C8
		Dilution Factor: 1				
		Analysis Time..: 08:56		Analyst ID.....: 001637	Instrument ID..: I8	
Mercury	ND	0.20	ug/L	SW846 7470A	09/02-09/03/08	KV4PG1DA
		Dilution Factor: 1				
		Analysis Time..: 07:12		Analyst ID.....: 001637	Instrument ID..: H1	

MB Lot-Sample #: A8I040000-013 **Prep Batch #...:** 8248013

Antimony	ND	2.0	ug/L	SW846 6020	09/04-09/08/08	KV8G81CP
		Dilution Factor: 1				
		Analysis Time..: 12:35		Analyst ID.....: 001637	Instrument ID..: I8	

(Continued on next page)

METHOD BLANK REPORT

DISSOLVED Metals

Client Lot #...: 8H28126 **Matrix.....:** WATER

PARAMETER	RESULT	REPORTING LIMIT	UNITS	METHOD	PREPARATION-ANALYSIS DATE	WORK ORDER #
Arsenic	ND	5.0	ug/L	SW846 6020	09/04-09/08/08	KV8G81CQ
		Dilution Factor: 1				
		Analysis Time..: 12:35		Analyst ID.....: 001637	Instrument ID..: I8	
Barium	ND	1.0	ug/L	SW846 6020	09/04-09/08/08	KV8G81CR
		Dilution Factor: 1				
		Analysis Time..: 12:35		Analyst ID.....: 001637	Instrument ID..: I8	
Beryllium	ND	1.0	ug/L	SW846 6020	09/04-09/08/08	KV8G81CT
		Dilution Factor: 1				
		Analysis Time..: 12:35		Analyst ID.....: 001637	Instrument ID..: I8	
Cadmium	ND	1.0	ug/L	SW846 6020	09/04-09/08/08	KV8G81CU
		Dilution Factor: 1				
		Analysis Time..: 12:35		Analyst ID.....: 001637	Instrument ID..: I8	
Calcium	**41.2 B**	**1000**	**ug/L**	**SW846 6020**	**09/04-09/08/08**	**KV8G81DA**
		Dilution Factor: 1				
		Analysis Time..: 12:35		Analyst ID.....: 001637	Instrument ID..: I8	
Chromium	ND	2.0	ug/L	SW846 6020	09/04-09/08/08	KV8G81C9
		Dilution Factor: 1				
		Analysis Time..: 12:35		Analyst ID.....: 001637	Instrument ID..: I8	
Cobalt	**0.033 B**	**1.0**	**ug/L**	**SW846 6020**	**09/04-09/08/08**	**KV8G81CV**
		Dilution Factor: 1				
		Analysis Time..: 12:35		Analyst ID.....: 001637	Instrument ID..: I8	
Copper	ND	2.0	ug/L	SW846 6020	09/04-09/08/08	KV8G81CW
		Dilution Factor: 1				
		Analysis Time..: 12:35		Analyst ID.....: 001637	Instrument ID..: I8	
Iron	**1.5 B**	**50.0**	**ug/L**	**SW846 6020**	**09/04-09/08/08**	**KV8G81CX**
		Dilution Factor: 1				
		Analysis Time..: 12:35		Analyst ID.....: 001637	Instrument ID..: I8	
Lead	ND	1.0	ug/L	SW846 6020	09/04-09/08/08	KV8G81C0
		Dilution Factor: 1				
		Analysis Time..: 12:35		Analyst ID.....: 001637	Instrument ID..: I8	
Magnesium	ND	1000	ug/L	SW846 6020	09/04-09/08/08	KV8G81DC
		Dilution Factor: 1				
		Analysis Time..: 12:35		Analyst ID.....: 001637	Instrument ID..: I8	
Manganese	**0.050 B**	**1.0**	**ug/L**	**SW846 6020**	**09/04-09/08/08**	**KV8G81C1**
		Dilution Factor: 1				
		Analysis Time..: 12:35		Analyst ID.....: 001637	Instrument ID..: I8	

(Continued on next page)

METHOD BLANK REPORT

DISSOLVED Metals

Client Lot #...: 8H28126 **Matrix.....:** WATER

PARAMETER	RESULT	REPORTING LIMIT	UNITS	METHOD	PREPARATION-ANALYSIS DATE	WORK ORDER #
Molybdenum	ND	2.0	ug/L	SW846 6020	09/04-09/08/08	KV8G81C2
		Dilution Factor: 1				
		Analysis Time..: 12:35		Analyst ID.....: 001637	Instrument ID..: I8	
Nickel	ND	2.0	ug/L	SW846 6020	09/04-09/08/08	KV8G81C3
		Dilution Factor: 1				
		Analysis Time..: 12:35		Analyst ID.....: 001637	Instrument ID..: I8	
Selenium	ND	5.0	ug/L	SW846 6020	09/04-09/08/08	KV8G81C4
		Dilution Factor: 1				
		Analysis Time..: 12:35		Analyst ID.....: 001637	Instrument ID..: I8	
Silver	ND	1.0	ug/L	SW846 6020	09/04-09/08/08	KV8G81C5
		Dilution Factor: 1				
		Analysis Time..: 12:35		Analyst ID.....: 001637	Instrument ID..: I8	
Thallium	ND	1.0	ug/L	SW846 6020	09/04-09/08/08	KV8G81C6
		Dilution Factor: 1				
		Analysis Time..: 12:35		Analyst ID.....: 001637	Instrument ID..: I8	
Vanadium	ND	20.0	ug/L	SW846 6020	09/04-09/08/08	KV8G81C7
		Dilution Factor: 1				
		Analysis Time..: 12:35		Analyst ID.....: 001637	Instrument ID..: I8	
Zinc	**2.5 B**	**20.0**	**ug/L**	**SW846 6020**	**09/04-09/08/08**	**KV8G81C8**
		Dilution Factor: 1				
		Analysis Time..: 12:35		Analyst ID.....: 001637	Instrument ID..: I8	
Mercury	**0.15 B**	**0.20**	**ug/L**	**SW846 7470A**	**09/04-09/05/08**	**KV8G81DD**
		Dilution Factor: 1				
		Analysis Time..: 13:35		Analyst ID.....: 001576	Instrument ID..: H1	

MB Lot-Sample #: A8I050000-013 **Prep Batch #...:** 8249013

Antimony	**0.064 B**	**2.0**	**ug/L**	**SW846 6020**	**09/05/08**	**KWA0W1CP**
		Dilution Factor: 1				
		Analysis Time..: 17:11		Analyst ID.....: 001637	Instrument ID..: I8	
Arsenic	ND	5.0	ug/L	SW846 6020	09/05/08	KWA0W1CQ
		Dilution Factor: 1				
		Analysis Time..: 17:11		Analyst ID.....: 001637	Instrument ID..: I8	
Barium	**0.98 B**	**1.0**	**ug/L**	**SW846 6020**	**09/05/08**	**KWA0W1CR**
		Dilution Factor: 1				
		Analysis Time..: 17:11		Analyst ID.....: 001637	Instrument ID..: I8	

(Continued on next page)

METHOD BLANK REPORT

DISSOLVED Metals

Client Lot #...: 8H28126 Matrix.....: WATER

PARAMETER	RESULT	REPORTING LIMIT	UNITS	METHOD	PREPARATION-ANALYSIS DATE	WORK ORDER #
Beryllium	ND	1.0	ug/L	SW846 6020	09/05/08	KWA0W1CT
		Dilution Factor: 1				
		Analysis Time..: 17:11		Analyst ID.....: 001637	Instrument ID..: I8	
Cadmium	ND	1.0	ug/L	SW846 6020	09/05/08	KWA0W1CU
		Dilution Factor: 1				
		Analysis Time..: 17:11		Analyst ID.....: 001637	Instrument ID..: I8	
Calcium	**352 B**	**1000**	**ug/L**	**SW846 6020**	**09/05/08**	**KWA0W1DA**
		Dilution Factor: 1				
		Analysis Time..: 17:11		Analyst ID.....: 001637	Instrument ID..: I8	
Chromium	**0.075 B**	**2.0**	**ug/L**	**SW846 6020**	**09/05/08**	**KWA0W1C9**
		Dilution Factor: 1				
		Analysis Time..: 17:11		Analyst ID.....: 001637	Instrument ID..: I8	
Cobalt	**0.016 B**	**1.0**	**ug/L**	**SW846 6020**	**09/05/08**	**KWA0W1CV**
		Dilution Factor: 1				
		Analysis Time..: 17:11		Analyst ID.....: 001637	Instrument ID..: I8	
Copper	**0.55 B**	**2.0**	**ug/L**	**SW846 6020**	**09/05/08**	**KWA0W1CW**
		Dilution Factor: 1				
		Analysis Time..: 17:11		Analyst ID.....: 001637	Instrument ID..: I8	
Lead	**0.083 B**	**1.0**	**ug/L**	**SW846 6020**	**09/05/08**	**KWA0W1C0**
		Dilution Factor: 1				
		Analysis Time..: 17:11		Analyst ID.....: 001637	Instrument ID..: I8	
Magnesium	**70.6 B**	**1000**	**ug/L**	**SW846 6020**	**09/05/08**	**KWA0W1DC**
		Dilution Factor: 1				
		Analysis Time..: 17:11		Analyst ID.....: 001637	Instrument ID..: I8	
Molybdenum	**0.15 B**	**2.0**	**ug/L**	**SW846 6020**	**09/05/08**	**KWA0W1C2**
		Dilution Factor: 1				
		Analysis Time..: 17:11		Analyst ID.....: 001637	Instrument ID..: I8	
Nickel	**0.074 B**	**2.0**	**ug/L**	**SW846 6020**	**09/05/08**	**KWA0W1C3**
		Dilution Factor: 1				
		Analysis Time..: 17:11		Analyst ID.....: 001637	Instrument ID..: I8	
Selenium	ND	5.0	ug/L	SW846 6020	09/05/08	KWA0W1C4
		Dilution Factor: 1				
		Analysis Time..: 17:11		Analyst ID.....: 001637	Instrument ID..: I8	
Silver	ND	1.0	ug/L	SW846 6020	09/05/08	KWA0W1C5
		Dilution Factor: 1				
		Analysis Time..: 17:11		Analyst ID.....: 001637	Instrument ID..: I8	

(Continued on next page)

METHOD BLANK REPORT

DISSOLVED Metals

Client Lot #...: 8H28126 **Matrix.....:** WATER

PARAMETER	RESULT	REPORTING LIMIT	UNITS	METHOD	PREPARATION-ANALYSIS DATE	WORK ORDER #
Thallium	**0.27 B**	**1.0**	**ug/L**	**SW846 6020**	**09/05/08**	**KWA0W1C6**
		Dilution Factor: 1				
		Analysis Time..: 17:11		Analyst ID.....: 001637	Instrument ID..: I8	
Vanadium	ND	20.0	ug/L	SW846 6020	09/05/08	KWA0W1C7
		Dilution Factor: 1				
		Analysis Time..: 17:11		Analyst ID.....: 001637	Instrument ID..: I8	
Zinc	**4.2 B**	**20.0**	**ug/L**	**SW846 6020**	**09/05/08**	**KWA0W1C8**
		Dilution Factor: 1				
		Analysis Time..: 17:11		Analyst ID.....: 001637	Instrument ID..: I8	
Mercury	ND	0.20	ug/L	SW846 7470A	09/05/08	KWA0W1DD
		Dilution Factor: 1				
		Analysis Time..: 15:10		Analyst ID.....: 001576	Instrument ID..: H1	

MB Lot-Sample #: A8I090000-010 **Prep Batch #...:** 8253010

Iron	**19.4 B**	**50.0**	**ug/L**	**SW846 6020**	**09/09-09/10/08**	**KWGML1AF**
		Dilution Factor: 1				
		Analysis Time..: 08:13		Analyst ID.....: 001637	Instrument ID..: I8	
Manganese	**0.67 B**	**1.0**	**ug/L**	**SW846 6020**	**09/09-09/10/08**	**KWGML1AG**
		Dilution Factor: 1				
		Analysis Time..: 08:13		Analyst ID.....: 001637	Instrument ID..: I8	

MB Lot-Sample #: A8I090000-014 **Prep Batch #...:** 8253014

Antimony	ND	2.0	ug/L	SW846 6020	09/09-09/10/08	KWGMT1DU
		Dilution Factor: 1				
		Analysis Time..: 08:42		Analyst ID.....: 001637	Instrument ID..: I8	
Arsenic	ND	5.0	ug/L	SW846 6020	09/09-09/10/08	KWGMT1DV
		Dilution Factor: 1				
		Analysis Time..: 08:42		Analyst ID.....: 001637	Instrument ID..: I8	
Barium	**1.1**	**1.0**	**ug/L**	**SW846 6020**	**09/09-09/10/08**	**KWGMT1DW**
		Dilution Factor: 1				
		Analysis Time..: 08:42		Analyst ID.....: 001637	Instrument ID..: I8	
Beryllium	ND	1.0	ug/L	SW846 6020	09/09-09/10/08	KWGMT1DX
		Dilution Factor: 1				
		Analysis Time..: 08:42		Analyst ID.....: 001637	Instrument ID..: I8	

(Continued on next page)

METHOD BLANK REPORT

DISSOLVED Metals

Client Lot #...: 8H28126 **Matrix.....:** WATER

PARAMETER	RESULT	REPORTING LIMIT	UNITS	METHOD	PREPARATION-ANALYSIS DATE	WORK ORDER #
Cadmium	ND	1.0	ug/L	SW846 6020	09/09-09/10/08	KWGMT1D0
		Dilution Factor: 1				
		Analysis Time..: 08:42		Analyst ID.....: 001637	Instrument ID..: I8	
Chromium	**0.14 B**	**2.0**	**ug/L**	**SW846 6020**	**09/09-09/10/08**	**KWGMT1EE**
		Dilution Factor: 1				
		Analysis Time..: 08:42		Analyst ID.....: 001637	Instrument ID..: I8	
Cobalt	**0.0080 B**	**1.0**	**ug/L**	**SW846 6020**	**09/09-09/10/08**	**KWGMT1D1**
		Dilution Factor: 1				
		Analysis Time..: 08:42		Analyst ID.....: 001637	Instrument ID..: I8	
Copper	**0.60 B**	**2.0**	**ug/L**	**SW846 6020**	**09/09-09/10/08**	**KWGMT1D2**
		Dilution Factor: 1				
		Analysis Time..: 08:42		Analyst ID.....: 001637	Instrument ID..: I8	
Iron	**17.4 B**	**50.0**	**ug/L**	**SW846 6020**	**09/09-09/10/08**	**KWGMT1D3**
		Dilution Factor: 1				
		Analysis Time..: 08:42		Analyst ID.....: 001637	Instrument ID..: I8	
Lead	**0.078 B**	**1.0**	**ug/L**	**SW846 6020**	**09/09-09/10/08**	**KWGMT1D4**
		Dilution Factor: 1				
		Analysis Time..: 08:42		Analyst ID.....: 001637	Instrument ID..: I8	
Manganese	**0.58 B**	**1.0**	**ug/L**	**SW846 6020**	**09/09-09/10/08**	**KWGMT1D5**
		Dilution Factor: 1				
		Analysis Time..: 08:42		Analyst ID.....: 001637	Instrument ID..: I8	
Molybdenum	ND	2.0	ug/L	SW846 6020	09/09-09/10/08	KWGMT1D6
		Dilution Factor: 1				
		Analysis Time..: 08:42		Analyst ID.....: 001637	Instrument ID..: I8	
Nickel	**0.11 B**	**2.0**	**ug/L**	**SW846 6020**	**09/09-09/10/08**	**KWGMT1D7**
		Dilution Factor: 1				
		Analysis Time..: 08:42		Analyst ID.....: 001637	Instrument ID..: I8	
Selenium	ND	5.0	ug/L	SW846 6020	09/09-09/10/08	KWGMT1D8
		Dilution Factor: 1				
		Analysis Time..: 08:42		Analyst ID.....: 001637	Instrument ID..: I8	
Silver	ND	1.0	ug/L	SW846 6020	09/09-09/10/08	KWGMT1D9
		Dilution Factor: 1				
		Analysis Time..: 08:42		Analyst ID.....: 001637	Instrument ID..: I8	
Thallium	**0.20 B**	**1.0**	**ug/L**	**SW846 6020**	**09/09-09/10/08**	**KWGMT1EA**
		Dilution Factor: 1				
		Analysis Time..: 08:42		Analyst ID.....: 001637	Instrument ID..: I8	

(Continued on next page)

METHOD BLANK REPORT

DISSOLVED Metals

Client Lot #...: 8H28126 **Matrix.....:** WATER

PARAMETER	RESULT	REPORTING LIMIT	UNITS	METHOD	PREPARATION-ANALYSIS DATE	WORK ORDER #
Vanadium	ND	20.0	ug/L	SW846 6020	09/09-09/10/08	KWGMT1EC
		Dilution Factor: 1				
		Analysis Time..: 08:42		Analyst ID.....: 001637	Instrument ID..: I8	
Zinc	**6.4 B**	**20.0**	**ug/L**	**SW846 6020**	**09/09-09/10/08**	**KWGMT1ED**
		Dilution Factor: 1				
		Analysis Time..: 08:42		Analyst ID.....: 001637	Instrument ID..: I8	
Mercury	**0.15 B**	**0.20**	**ug/L**	**SW846 7470A**	**09/09/08**	**KWGMT1EF**
		Dilution Factor: 1				
		Analysis Time..: 13:11		Analyst ID.....: 001637	Instrument ID..: H1	

NOTE(S):

Calculations are performed before rounding to avoid round-off errors in calculated results.

B Estimated result. Result is less than RL.

TestAmerica North Canton

Metals Data Reporting Form

Initial Calibration Blank Results

Instrument: ICPMS **Units:** ug/L

Chart Number: I80905A.csv

Standard Source: _____ **Standard ID:** _____

Element	WL/ Mass	Report Limit	ICB 09/05/08 8:08 AM Found	Q	Found	Q	Found	Q	Found	Q	Found	Q
Antimony	121	2	0.035	U								
Arsenic	75	5	0.13	U								
Barium	137	1	0.014	U								
Beryllium	9	1	0.012	U								
Cadmium	111	1	0.0061	U								
Calcium	43	1000	6.3	U								
Chromium	52	2	0.069	U								
Cobalt	59	1	0.0041	U								
Copper	65	2	0.051	U								
Iron	56	50	1.1	U								
Lead	208	1	**0.06**	**B**								
Magnesium	25	1000	2.2	U								
Manganese	55	1	0.027	U								
Molybdenum	95	2	**0.13**	**B**								
Nickel	60	2	0.053	U								
Selenium	78	5	0.14	U								
Silver	107	1	0.0026	U								
Thallium	205	1	**0.28**	**B**								
Vanadium	51	20	0.46	U								
Zinc	66	20	0.2	U								

U Result is less than the IDL

B Result is between IDL and RL

Form 3 Equivalent

TestAmerica North Canton

Metals Data Reporting Form

Initial Calibration Blank Results

Instrument: ICPMS **Units:** ug/L

Chart Number: I80908A.csv

Standard Source: _____ **Standard ID:** _____

Element	WL/ Mass	Report Limit	ICB 09/08/08 11:49 AM Found	Q	Found	Q	Found	Q	Found	Q	Found	Q
Antimony	121	2	**-0.067**	**B**								
Arsenic	75	5	0.13	U								
Barium	137	1	**-0.015**	**B**								
Beryllium	9	1	**-0.016**	**B**								
Cadmium	111	1	0.0061	U								
Calcium	43	1000	6.3	U								
Chromium	52	2	0.069	U								
Cobalt	59	1	0.0041	U								
Copper	65	2	0.051	U								
Iron	56	50	1.1	U								
Lead	208	1	**0.042**	**B**								
Magnesium	25	1000	2.2	U								
Manganese	55	1	0.027	U								
Molybdenum	95	2	0.12	U								
Nickel	60	2	0.053	U								
Selenium	78	5	0.14	U								
Silver	107	1	0.0026	U								
Thallium	205	1	**0.15**	**B**								
Vanadium	51	20	0.46	U								
Zinc	66	20	0.2	U								

U Result is less than the IDL

B Result is between IDL and RL

Form 3 Equivalent

TestAmerica North Canton

Metals Data Reporting Form

Initial Calibration Blank Results

Instrument: ICPMS **Units:** ug/L

Chart Number: I80910A.csv

Standard Source: _____ **Standard ID:** _____

Element	WL/ Mass	Report Limit	ICB 09/10/08 7:45 AM Found	Q	Found	Q	Found	Q	Found	Q	Found	Q
Antimony	121	2	**-0.33**	**B**								
Arsenic	75	5	0.13	U								
Barium	137	1	0.014	U								
Beryllium	9	1	0.012	U								
Cadmium	111	1	0.0061	U								
Chromium	52	2	**-0.15**	**B**								
Cobalt	59	1	0.0041	U								
Copper	65	2	0.051	U								
Iron	56	50	1.1	U								
Lead	208	1	**0.059**	**B**								
Manganese	55	1	0.027	U								
Molybdenum	95	2	0.12	U								
Nickel	60	2	0.053	U								
Selenium	78	5	0.14	U								
Silver	107	1	**-0.003**	**B**								
Thallium	205	1	**0.33**	**B**								
Vanadium	51	20	0.46	U								
Zinc	66	20	0.2	U								

U Result is less than the IDL

B Result is between IDL and RL

Form 3 Equivalent

TestAmerica North Canton

Metals Data Reporting Form

Continuing Calibration Blank Results

Instrument: ICPMS **Units:** ug/L

Chart Number: I80905A.csv

Standard Source: _____ **Standard ID:** _____

Element	WL/ Mass	Report Limit	CCB 5 09/05/08 1:07 PM Found	Q	CCB 6 09/05/08 2:02 PM Found	Q	CCB 7 09/05/08 2:55 PM Found	Q	CCB 8 09/05/08 3:52 PM Found	Q	CCB 9 09/05/08 4:43 PM Found	Q
Antimony	121	2	**0.039**	**B**	0.035	U	0.035	U	0.035	U	0.035	U
Arsenic	75	5	0.13	U	0.13	U	0.13	U	0.13	U	0.13	U
Barium	137	1	0.014	U	0.014	U	0.014	U	0.014	U	**0.019**	**B**
Beryllium	9	1	**0.013**	**B**	0.012	U	**0.018**	**B**	**0.02**	**B**	**0.018**	**B**
Cadmium	111	1	**0.014**	**B**	0.0061	U	**0.027**	**B**	**0.021**	**B**	**0.018**	**B**
Calcium	43	1000	**10**	**B**	6.3	U	**14.8**	**B**	**10.4**	**B**	**11.5**	**B**
Chromium	52	2	0.069	U	0.069	U	0.069	U	0.069	U	0.069	U
Cobalt	59	1	**0.021**	**B**	0.0041	U	**0.017**	**B**	**0.023**	**B**	**0.024**	**B**
Copper	65	2	0.051	U	0.051	U	0.051	U	0.051	U	0.051	U
Iron	56	50	**4.5**	**B**	1.1	U	**5.8**	**B**	**5.5**	**B**	**5.9**	**B**
Lead	208	1	**0.047**	**B**	0.018	U	**0.081**	**B**	**0.052**	**B**	**0.047**	**B**
Magnesium	25	1000	**5.1**	**B**	2.2	U	**9**	**B**	**7.7**	**B**	**9**	**B**
Manganese	55	1	**0.099**	**B**	0.027	U	**0.11**	**B**	**0.25**	**B**	**0.18**	**B**
Molybdenum	95	2	**0.13**	**B**	0.12	U	**0.17**	**B**	**0.17**	**B**	**0.16**	**B**
Nickel	60	2	0.053	U	0.053	U	0.053	U	0.053	U	0.053	U
Selenium	78	5	0.14	U	0.14	U	0.14	U	0.14	U	0.14	U
Silver	107	1	**0.012**	**B**	0.0026	U	**0.0097**	**B**	**0.014**	**B**	**0.013**	**B**
Thallium	205	1	**0.28**	**B**	0.11	U	**0.26**	**B**	**0.27**	**B**	**0.25**	**B**
Vanadium	51	20	0.46	U	0.46	U	0.46	U	0.46	U	0.46	U
Zinc	66	20	0.2	U	0.2	U	0.2	U	0.2	U	0.2	U

U Result is less than the IDL

B Result is between IDL and RL

Form 3 Equivalent

TestAmerica North Canton

Metals Data Reporting Form

Continuing Calibration Blank Results

Instrument: ICPMS **Units:** ug/L

Chart Number: I80905A.csv

Standard Source: _____ **Standard ID:** _____

Element	WL/ Mass	Report Limit	CCB 10 09/05/08 5:35 PM Found	Q	CCB 11 09/05/08 6:08 PM Found	Q	Found	Q	Found	Q	Found	Q
Antimony	121	2	**0.038**	**B**	**0.048**	**B**						
Arsenic	75	5	0.13	U	0.13	U						
Barium	137	1	0.014	U	**0.023**	**B**						
Beryllium	9	1	**0.022**	**B**	**0.016**	**B**						
Cadmium	111	1	**0.018**	**B**	**0.019**	**B**						
Calcium	43	1000	**10.9**	**B**	**11.6**	**B**						
Chromium	52	2	0.069	U	0.069	U						
Cobalt	59	1	**0.018**	**B**	**0.025**	**B**						
Copper	65	2	**0.052**	**B**	0.051	U						
Iron	56	50	**5.8**	**B**	**6.1**	**B**						
Lead	208	1	**0.057**	**B**	**0.049**	**B**						
Magnesium	25	1000	**7**	**B**	**10.2**	**B**						
Manganese	55	1	**0.15**	**B**	**0.16**	**B**						
Molybdenum	95	2	**0.19**	**B**	**0.19**	**B**						
Nickel	60	2	0.053	U	0.053	U						
Selenium	78	5	0.14	U	0.14	U						
Silver	107	1	**0.01**	**B**	**0.015**	**B**						
Thallium	205	1	**0.33**	**B**	**0.34**	**B**						
Vanadium	51	20	0.46	U	0.46	U						
Zinc	66	20	0.2	U	0.2	U						

U Result is less than the IDL

B Result is between IDL and RL

Form 3 Equivalent

TestAmerica North Canton

Metals Data Reporting Form

Continuing Calibration Blank Results

Instrument: ICPMS **Units:** ug/L

Chart Number: I80908A.csv

Standard Source: _____ **Standard ID:** _____

Element	WL/ Mass	Report Limit	CCB 09/08/08 12:13 PM Found	Q	CCB 1 09/08/08 1:08 PM Found	Q	CCB 2 09/08/08 1:58 PM Found	Q	CCB 3 09/08/08 2:53 PM Found	Q	Found	Q
Antimony	121	2	**-0.15**	**B**	**-0.14**	**B**	**-0.18**	**B**	**-0.22**	**B**		
Arsenic	75	5	0.13	U	0.13	U	0.13	U	0.13	U		
Barium	137	1	0.014	U	0.014	U	0.014	U	0.014	U		
Beryllium	9	1	**-0.034**	**B**	**-0.065**	**B**	**-0.087**	**B**	**-0.088**	**B**		
Cadmium	111	1	0.0061	U	0.0061	U	0.0061	U	**0.013**	**B**		
Calcium	43	1000	6.3	U	6.3	U	6.3	U	6.3	U		
Chromium	52	2	0.069	U	0.069	U	0.069	U	0.069	U		
Cobalt	59	1	0.0041	U	**0.0077**	**B**	**0.0063**	**B**	**0.007**	**B**		
Copper	65	2	0.051	U	0.051	U	0.051	U	0.051	U		
Iron	56	50	**1.2**	**B**	**2.5**	**B**	**2.7**	**B**	**3.3**	**B**		
Lead	208	1	**0.028**	**B**	0.018	U	0.018	U	0.018	U		
Magnesium	25	1000	**3.1**	**B**	**2.8**	**B**	**3.2**	**B**	**4.8**	**B**		
Manganese	55	1	0.027	U	**0.037**	**B**	**0.047**	**B**	**0.063**	**B**		
Molybdenum	95	2	0.12	U	0.12	U	0.12	U	0.12	U		
Nickel	60	2	0.053	U	0.053	U	0.053	U	0.053	U		
Selenium	78	5	0.14	U	0.14	U	0.14	U	0.14	U		
Silver	107	1	0.0026	U	**0.0047**	**B**	0.0026	U	**0.004**	**B**		
Thallium	205	1	**0.15**	**B**	**0.12**	**B**	0.11	U	**0.19**	**B**		
Vanadium	51	20	0.46	U	0.46	U	0.46	U	0.46	U		
Zinc	66	20	0.2	U	0.2	U	0.2	U	0.2	U		

U Result is less than the IDL

B Result is between IDL and RL

Form 3 Equivalent

TestAmerica North Canton

Metals Data Reporting Form

Continuing Calibration Blank Results

Instrument: ICPMS **Units:** ug/L

Chart Number: I80910A.csv

Standard Source: _____ **Standard ID:** _____

Element	WL/ Mass	Report Limit	CCB 09/10/08 8:10 AM Found	Q	CCB 1 09/10/08 9:06 AM Found	Q	CCB 2 09/10/08 10:03 AM Found	Q	Found	Q	Found	Q
Antimony	121	2	**-0.35**	**B**	**-0.36**	**B**	**-0.38**	**B**				
Arsenic	75	5	0.13	U	0.13	U	0.13	U				
Barium	137	1	0.014	U	0.014	U	**0.026**	**B**				
Beryllium	9	1	0.012	U	0.012	U	**-0.017**	**B**				
Cadmium	111	1	0.0061	U	**0.0097**	**B**	**0.012**	**B**				
Chromium	52	2	**-0.15**	**B**	**-0.16**	**B**	**-0.16**	**B**				
Cobalt	59	1	0.0041	U	**0.008**	**B**	**0.0083**	**B**				
Copper	65	2	0.051	U	0.051	U	0.051	U				
Iron	56	50	**1.2**	**B**	**2.3**	**B**	**3.6**	**B**				
Lead	208	1	**0.05**	**B**	**0.043**	**B**	**0.049**	**B**				
Manganese	55	1	0.027	U	0.027	U	**0.052**	**B**				
Molybdenum	95	2	**0.27**	**B**	0.12	U	0.12	U				
Nickel	60	2	0.053	U	0.053	U	0.053	U				
Selenium	78	5	0.14	U	0.14	U	0.14	U				
Silver	107	1	**-0.0033**	**B**	0.0026	U	**0.0047**	**B**				
Thallium	205	1	**0.37**	**B**	**0.37**	**B**	**0.38**	**B**				
Vanadium	51	20	0.46	U	0.46	U	0.46	U				
Zinc	66	20	0.2	U	0.2	U	0.2	U				

U Result is less than the IDL

B Result is between IDL and RL

Form 3 Equivalent

TestAmerica North Canton

Metals Data Reporting Form

Continuing Calibration Blank Results

Instrument: ICPMS **Units:** ug/L

Chart Number: I80905A.csv

Standard Source: _____ **Standard ID:** _____

Element	WL/ Mass	Report Limit	CCB 09/05/08 8:32 AM Found	Q	CCB 1 09/05/08 9:38 AM Found	Q	CCB 2 09/05/08 10:30 AM Found	Q	CCB 3 09/05/08 11:25 AM Found	Q	CCB 4 09/05/08 12:16 PM Found	Q
Antimony	121	2	**0.041**	**B**	**0.038**	**B**	**0.039**	**B**	**0.042**	**B**	0.035	U
Arsenic	75	5	0.13	U	0.13	U	0.13	U	0.13	U	0.13	U
Barium	137	1	0.014	U	0.014	U	0.014	U	0.014	U	0.014	U
Beryllium	9	1	0.012	U	**0.015**	**B**	0.012	U	**0.014**	**B**	0.012	U
Cadmium	111	1	0.0061	U	**0.0087**	**B**	**0.022**	**B**	**0.011**	**B**	**0.014**	**B**
Calcium	43	1000	6.3	U	**6.8**	**B**	**8.9**	**B**	**9.5**	**B**	**9.3**	**B**
Chromium	52	2	0.069	U	0.069	U	0.069	U	0.069	U	0.069	U
Cobalt	59	1	**0.0077**	**B**	**0.017**	**B**	**0.015**	**B**	**0.018**	**B**	**0.017**	**B**
Copper	65	2	0.051	U	0.051	U	0.051	U	0.051	U	0.051	U
Iron	56	50	**1.7**	**B**	**3.3**	**B**	**3.9**	**B**	**3.7**	**B**	**4.5**	**B**
Lead	208	1	**0.047**	**B**	**0.042**	**B**	**0.044**	**B**	**0.044**	**B**	**0.044**	**B**
Magnesium	25	1000	2.2	U	**5.8**	**B**	**6.6**	**B**	**6.3**	**B**	**7.2**	**B**
Manganese	55	1	0.027	U	**0.063**	**B**	**0.074**	**B**	**0.066**	**B**	**0.077**	**B**
Molybdenum	95	2	**0.41**	**B**	**0.17**	**B**	**0.13**	**B**	**0.13**	**B**	**0.14**	**B**
Nickel	60	2	0.053	U	0.053	U	0.053	U	0.053	U	0.053	U
Selenium	78	5	0.14	U	0.14	U	0.14	U	0.14	U	0.14	U
Silver	107	1	**0.0057**	**B**	**0.007**	**B**	**0.0053**	**B**	**0.0083**	**B**	**0.012**	**B**
Thallium	205	1	**0.33**	**B**	**0.32**	**B**	**0.3**	**B**	**0.3**	**B**	**0.27**	**B**
Vanadium	51	20	0.46	U	0.46	U	0.46	U	0.46	U	0.46	U
Zinc	66	20	**0.2**	**B**	0.2	U	0.2	U	0.2	U	0.2	U

U Result is less than the IDL

B Result is between IDL and RL

TestAmerica North Canton

Metals Data Reporting Form

Continuing Calibration Blank Results

Instrument: CVAA **Units:** ug/L

Chart Number: hg10905a.prn

Standard Source: _____ **Standard ID:** _____

Element	WL/ Mass	Report Limit	Ck1CCB 09/05/08 12:00 PM		Ck1CCB 09/05/08 12:15 PM		Ck1CCB 09/05/08 12:30 PM		Ck1CCB 09/05/08 12:45 PM		Ck1CCB 09/05/08 12:59 PM	
			Found	Q	Found	Q	Found	Q	Found	Q	Found	Q
Mercury	253.7	0.2	0.1	U	0.1	U	0.1	U	0.1	U	**0.1**	**B**

5.04.5

U Result is less than the IDL

B Result is between IDL and RL

Form 3 Equivalent

TestAmerica North Canton

Metals Data Reporting Form

Continuing Calibration Blank Results

Instrument: CVAA **Units:** ug/L

Chart Number: hg10905a.prn

Standard Source: _____ **Standard ID:** _____

Element	WL/ Mass	Report Limit	Ck1CCB 09/05/08 12:00 PM Found	Q	Ck1CCB 09/05/08 12:15 PM Found	Q	Ck1CCB 09/05/08 12:30 PM Found	Q	Ck1CCB 09/05/08 12:45 PM Found	Q	Ck1CCB 09/05/08 12:59 PM Found	Q
Mercury	253.7	0.2	0.1	U	0.1	U	0.1	U	0.1	U	**0.1**	**B**

5.04.5

U Result is less than the IDL

B Result is between IDL and RL

Form 3 Equivalent

MATRIX SPIKE SAMPLE EVALUATION REPORT

TOTAL Metals

Client Lot #...: 8H28126 **Matrix.....:** WG
Date Sampled...: 08/28/08 11:52 **Date Received..:** 08/29/08

PARAMETER	PERCENT RECOVERY	RECOVERY LIMITS	METHOD	PREPARATION-ANALYSIS DATE	WORK ORDER #
MS Lot-Sample #: A8H290111-003 **Prep Batch #...:** 8246022					
Antimony	99	(44 - 153)	SW846 6020	09/02-09/05/08	KV1191CX
		Dilution Factor: 1	Analysis Time..: 09:54	Instrument ID..: I8	
		Analyst ID.....: 001637			
Arsenic	95	(82 - 123)	SW846 6020	09/02-09/05/08	KV1191C0
		Dilution Factor: 1	Analysis Time..: 09:54	Instrument ID..: I8	
		Analyst ID.....: 001637			
Barium	94	(45 - 144)	SW846 6020	09/02-09/05/08	KV1191C1
		Dilution Factor: 1	Analysis Time..: 09:54	Instrument ID..: I8	
		Analyst ID.....: 001637			
Beryllium	99	(77 - 124)	SW846 6020	09/02-09/05/08	KV1191C2
		Dilution Factor: 1	Analysis Time..: 09:54	Instrument ID..: I8	
		Analyst ID.....: 001637			
Cadmium	100	(78 - 117)	SW846 6020	09/02-09/05/08	KV1191C3
		Dilution Factor: 1	Analysis Time..: 09:54	Instrument ID..: I8	
		Analyst ID.....: 001637			
Calcium	NC,MSB	(70 - 130)	SW846 6020	09/02-09/05/08	KV1191DJ
		Dilution Factor: 1	Analysis Time..: 09:54	Instrument ID..: I8	
		Analyst ID.....: 001637			
Chromium	92	(72 - 110)	SW846 6020	09/02-09/05/08	KV1191DH
		Dilution Factor: 1	Analysis Time..: 09:54	Instrument ID..: I8	
		Analyst ID.....: 001637			
Cobalt	86	(67 - 114)	SW846 6020	09/02-09/05/08	KV1191C4
		Dilution Factor: 1	Analysis Time..: 09:54	Instrument ID..: I8	
		Analyst ID.....: 001637			
Copper	92	(60 - 123)	SW846 6020	09/02-09/05/08	KV1191C5
		Dilution Factor: 1	Analysis Time..: 09:54	Instrument ID..: I8	
		Analyst ID.....: 001637			
Iron	NC,MSB	(22 - 169)	SW846 6020	09/02-09/05/08	KV1191C6
		Dilution Factor: 1	Analysis Time..: 09:54	Instrument ID..: I8	
		Analyst ID.....: 001637			

(Continued on next page)

MATRIX SPIKE SAMPLE EVALUATION REPORT

TOTAL Metals

Client Lot #...: 8H28126 **Matrix.....:** WG
Date Sampled...: 08/28/08 11:52 **Date Received..:** 08/29/08

PARAMETER	PERCENT RECOVERY	RECOVERY LIMITS	METHOD	PREPARATION-ANALYSIS DATE	WORK ORDER #
Lead	98	(73 - 115)	SW846 6020	09/02-09/05/08	KV1191C7
		Dilution Factor: 1	Analysis Time..: 09:54	Instrument ID..: I8	
		Analyst ID.....: 001637			
Magnesium	NC,MSB	(70 - 130)	SW846 6020	09/02-09/05/08	KV1191DK
		Dilution Factor: 1	Analysis Time..: 09:54	Instrument ID..: I8	
		Analyst ID.....: 001637			
Manganese	NC,MSB	(10 - 172)	SW846 6020	09/02-09/05/08	KV1191C8
		Dilution Factor: 1	Analysis Time..: 09:54	Instrument ID..: I8	
		Analyst ID.....: 001637			
Molybdenum	99	(80 - 110)	SW846 6020	09/02-09/05/08	KV1191C9
		Dilution Factor: 1	Analysis Time..: 09:54	Instrument ID..: I8	
		Analyst ID.....: 001637			
Nickel	91	(72 - 111)	SW846 6020	09/02-09/05/08	KV1191DA
		Dilution Factor: 1	Analysis Time..: 09:54	Instrument ID..: I8	
		Analyst ID.....: 001637			
Selenium	100	(72 - 148)	SW846 6020	09/02-09/05/08	KV1191DC
		Dilution Factor: 1	Analysis Time..: 09:54	Instrument ID..: I8	
		Analyst ID.....: 001637			
Silver	97	(10 - 139)	SW846 6020	09/02-09/05/08	KV1191DD
		Dilution Factor: 1	Analysis Time..: 09:54	Instrument ID..: I8	
		Analyst ID.....: 001637			
Thallium	96	(69 - 117)	SW846 6020	09/02-09/05/08	KV1191DE
		Dilution Factor: 1	Analysis Time..: 09:54	Instrument ID..: I8	
		Analyst ID.....: 001637			
Vanadium	92	(70 - 112)	SW846 6020	09/02-09/05/08	KV1191DF
		Dilution Factor: 1	Analysis Time..: 09:54	Instrument ID..: I8	
		Analyst ID.....: 001637			
Zinc	NC,MSB	(49 - 156)	SW846 6020	09/02-09/05/08	KV1191DG
		Dilution Factor: 1	Analysis Time..: 09:54	Instrument ID..: I8	
		Analyst ID.....: 001637			
Mercury	126	(69 - 134)	SW846 7470A	09/02-09/03/08	KV1191DL
		Dilution Factor: 1	Analysis Time..: 07:30	Instrument ID..: H1	
		Analyst ID.....: 001637			

(Continued on next page)

MATRIX SPIKE SAMPLE EVALUATION REPORT

TOTAL Metals

Client Lot #...: 8H28126 **Matrix.....:** WG
Date Sampled...: 08/28/08 11:52 **Date Received..:** 08/29/08

NOTE(S):

Calculations are performed before rounding to avoid round-off errors in calculated results.

NC The recovery and/or RPD were not calculated.

MSB The recovery and RPD were not calculated because the sample amount was greater than four times the spike amount.

MATRIX SPIKE SAMPLE DATA REPORT

TOTAL Metals

Client Lot #...: 8H28126 **Matrix.....:** WG
Date Sampled...: 08/28/08 11:52 **Date Received..:** 08/29/08

PARAMETER	SAMPLE AMOUNT	SPIKE AMT	MEASURED AMOUNT	UNITS	PERCENT RECOVERY	METHOD	PREPARATION-ANALYSIS DATE	WORK ORDER #
MS Lot-Sample #: A8H290111-003 **Prep Batch #...:** 8246022								
Antimony	0.18	100	99.5	ug/L	99	SW846 6020	09/02-09/05/08	KV1191CX
			Dilution Factor: 1		Analysis Time..: 09:54		Instrument ID..: I8	
			Analyst ID.....: 001637					
Arsenic	10	100	105	ug/L	95	SW846 6020	09/02-09/05/08	KV1191C0
			Dilution Factor: 1		Analysis Time..: 09:54		Instrument ID..: I8	
			Analyst ID.....: 001637					
Barium	12.7	100	107	ug/L	94	SW846 6020	09/02-09/05/08	KV1191C1
			Dilution Factor: 1		Analysis Time..: 09:54		Instrument ID..: I8	
			Analyst ID.....: 001637					
Beryllium	5.2	100	104	ug/L	99	SW846 6020	09/02-09/05/08	KV1191C2
			Dilution Factor: 1		Analysis Time..: 09:54		Instrument ID..: I8	
			Analyst ID.....: 001637					
Cadmium	14.8	100	115	ug/L	100	SW846 6020	09/02-09/05/08	KV1191C3
			Dilution Factor: 1		Analysis Time..: 09:54		Instrument ID..: I8	
			Analyst ID.....: 001637					
Calcium	101000	1000	98000	ug/L		SW846 6020	09/02-09/05/08	KV1191DJ
			Qualifiers: NC,MSB					
			Dilution Factor: 1		Analysis Time..: 09:54		Instrument ID..: I8	
			Analyst ID.....: 001637					
Chromium	11.1	100	103	ug/L	92	SW846 6020	09/02-09/05/08	KV1191DH
			Dilution Factor: 1		Analysis Time..: 09:54		Instrument ID..: I8	
			Analyst ID.....: 001637					
Cobalt	130	100	216	ug/L	86	SW846 6020	09/02-09/05/08	KV1191C4
			Dilution Factor: 1		Analysis Time..: 09:54		Instrument ID..: I8	
			Analyst ID.....: 001637					
Copper	21.0	100	114	ug/L	92	SW846 6020	09/02-09/05/08	KV1191C5
			Dilution Factor: 1		Analysis Time..: 09:54		Instrument ID..: I8	
			Analyst ID.....: 001637					
Iron	30600	1000	30300	ug/L		SW846 6020	09/02-09/05/08	KV1191C6
			Qualifiers: NC,MSB					
			Dilution Factor: 1		Analysis Time..: 09:54		Instrument ID..: I8	
			Analyst ID.....: 001637					

(Continued on next page)

MATRIX SPIKE SAMPLE DATA REPORT

TOTAL Metals

Client Lot #...: 8H28126 **Matrix.....:** WG
Date Sampled...: 08/28/08 11:52 **Date Received..:** 08/29/08

PARAMETER	SAMPLE AMOUNT	SPIKE AMT	MEASURED AMOUNT	UNITS	PERCENT RECOVERY	METHOD	PREPARATION-ANALYSIS DATE	WORK ORDER #
Lead	14.6	100	113	ug/L	98	SW846 6020	09/02-09/05/08	KV1191C7
			Dilution Factor: 1		Analysis Time..: 09:54		Instrument ID..: I8	
			Analyst ID.....: 001637					
Magnesium	61100	1000	60800	ug/L		SW846 6020	09/02-09/05/08	KV1191DK
			Qualifiers: NC,MSB					
			Dilution Factor: 1		Analysis Time..: 09:54		Instrument ID..: I8	
			Analyst ID.....: 001637					
Manganese	4550	100	4570	ug/L		SW846 6020	09/02-09/05/08	KV1191C8
			Qualifiers: NC,MSB					
			Dilution Factor: 1		Analysis Time..: 09:54		Instrument ID..: I8	
			Analyst ID.....: 001637					
Molybdenum	0.14	100	99.3	ug/L	99	SW846 6020	09/02-09/05/08	KV1191C9
			Dilution Factor: 1		Analysis Time..: 09:54		Instrument ID..: I8	
			Analyst ID.....: 001637					
Nickel	116	100	207	ug/L	91	SW846 6020	09/02-09/05/08	KV1191DA
			Dilution Factor: 1		Analysis Time..: 09:54		Instrument ID..: I8	
			Analyst ID.....: 001637					
Selenium	13.3	100	114	ug/L	100	SW846 6020	09/02-09/05/08	KV1191DC
			Dilution Factor: 1		Analysis Time..: 09:54		Instrument ID..: I8	
			Analyst ID.....: 001637					
Silver	ND	100	96.9	ug/L	97	SW846 6020	09/02-09/05/08	KV1191DD
			Dilution Factor: 1		Analysis Time..: 09:54		Instrument ID..: I8	
			Analyst ID.....: 001637					
Thallium	0.23	100	96.4	ug/L	96	SW846 6020	09/02-09/05/08	KV1191DE
			Dilution Factor: 1		Analysis Time..: 09:54		Instrument ID..: I8	
			Analyst ID.....: 001637					
Vanadium	16.8	100	109	ug/L	92	SW846 6020	09/02-09/05/08	KV1191DF
			Dilution Factor: 1		Analysis Time..: 09:54		Instrument ID..: I8	
			Analyst ID.....: 001637					
Zinc	480	100	569	ug/L		SW846 6020	09/02-09/05/08	KV1191DG
			Qualifiers: NC,MSB					
			Dilution Factor: 1		Analysis Time..: 09:54		Instrument ID..: I8	
			Analyst ID.....: 001637					

(Continued on next page)

MATRIX SPIKE SAMPLE DATA REPORT

TOTAL Metals

Client Lot #...: 8H28126 **Matrix.....:** WG
Date Sampled...: 08/28/08 11:52 **Date Received..:** 08/29/08

PARAMETER	SAMPLE AMOUNT	SPIKE AMT	MEASURED AMOUNT	UNITS	PERCENT RECOVERY	METHOD	PREPARATION-ANALYSIS DATE	WORK ORDER #
Mercury	ND	1.0	1.3	ug/L	126	SW846 7470A	09/02-09/03/08	KV1191DL

Dilution Factor: 1 Analysis Time..: 07:30 Instrument ID..: H1
Analyst ID.....: 001637

NOTE(S):

Calculations are performed before rounding to avoid round-off errors in calculated results.

NC The recovery and/or RPD were not calculated.

MSB The recovery and RPD were not calculated because the sample amount was greater than four times the spike amount.

MATRIX SPIKE SAMPLE EVALUATION REPORT

TOTAL Metals

Client Lot #...: 8H28126 **Matrix.....:** WG
Date Sampled...: 09/02/08 10:47 **Date Received..:** 09/03/08

PARAMETER	PERCENT RECOVERY	RECOVERY LIMITS	METHOD	PREPARATION-ANALYSIS DATE	WORK ORDER #
MS Lot-Sample #: A8I030112-002 **Prep Batch #...:** 8248013					
Antimony	92	(44 - 153)	SW846 6020	09/04-09/08/08	KV6DR1D8
		Dilution Factor: 1	Analysis Time..: 13:48	Instrument ID..: I8	
		Analyst ID.....: 001637			
Arsenic	85	(82 - 123)	SW846 6020	09/04-09/08/08	KV6DR1D9
		Dilution Factor: 1	Analysis Time..: 13:48	Instrument ID..: I8	
		Analyst ID.....: 001637			
Barium	80	(45 - 144)	SW846 6020	09/04-09/08/08	KV6DR1EA
		Dilution Factor: 1	Analysis Time..: 13:48	Instrument ID..: I8	
		Analyst ID.....: 001637			
Beryllium	89	(77 - 124)	SW846 6020	09/04-09/08/08	KV6DR1EC
		Dilution Factor: 1	Analysis Time..: 13:48	Instrument ID..: I8	
		Analyst ID.....: 001637			
Cadmium	72 N	(78 - 117)	SW846 6020	09/04-09/08/08	KV6DR1ED
		Dilution Factor: 1	Analysis Time..: 13:48	Instrument ID..: I8	
		Analyst ID.....: 001637			
Calcium	NC,MSB	(70 - 130)	SW846 6020	09/04-09/08/08	KV6DR1EU
		Dilution Factor: 1	Analysis Time..: 13:48	Instrument ID..: I8	
		Analyst ID.....: 001637			
Chromium	85	(72 - 110)	SW846 6020	09/04-09/08/08	KV6DR1ET
		Dilution Factor: 1	Analysis Time..: 13:48	Instrument ID..: I8	
		Analyst ID.....: 001637			
Cobalt	42 N	(67 - 114)	SW846 6020	09/04-09/08/08	KV6DR1EE
		Dilution Factor: 1	Analysis Time..: 13:48	Instrument ID..: I8	
		Analyst ID.....: 001637			
Copper	52 N	(60 - 123)	SW846 6020	09/04-09/08/08	KV6DR1EF
		Dilution Factor: 1	Analysis Time..: 13:48	Instrument ID..: I8	
		Analyst ID.....: 001637			
Iron	NC,MSB	(22 - 169)	SW846 6020	09/04-09/08/08	KV6DR1EG
		Dilution Factor: 1	Analysis Time..: 13:48	Instrument ID..: I8	
		Analyst ID.....: 001637			

(Continued on next page)

MATRIX SPIKE SAMPLE EVALUATION REPORT

TOTAL Metals

Client Lot #...: 8H28126 **Matrix.....:** WG
Date Sampled...: 09/02/08 10:47 **Date Received..:** 09/03/08

PARAMETER	PERCENT RECOVERY	RECOVERY LIMITS	METHOD	PREPARATION-ANALYSIS DATE	WORK ORDER #
Lead	94	(73 - 115)	SW846 6020	09/04-09/08/08	KV6DR1EH
		Dilution Factor: 1	Analysis Time..: 13:48	Instrument ID..: I8	
		Analyst ID.....: 001637			
Magnesium	NC,MSB	(70 - 130)	SW846 6020	09/04-09/08/08	KV6DR1EV
		Dilution Factor: 1	Analysis Time..: 13:48	Instrument ID..: I8	
		Analyst ID.....: 001637			
Manganese	NC,MSB	(10 - 172)	SW846 6020	09/04-09/08/08	KV6DR1EJ
		Dilution Factor: 1	Analysis Time..: 13:48	Instrument ID..: I8	
		Analyst ID.....: 001637			
Molybdenum	93	(80 - 110)	SW846 6020	09/04-09/08/08	KV6DR1EK
		Dilution Factor: 1	Analysis Time..: 13:48	Instrument ID..: I8	
		Analyst ID.....: 001637			
Nickel	58 N	(72 - 111)	SW846 6020	09/04-09/08/08	KV6DR1EL
		Dilution Factor: 1	Analysis Time..: 13:48	Instrument ID..: I8	
		Analyst ID.....: 001637			
Selenium	88	(72 - 148)	SW846 6020	09/04-09/08/08	KV6DR1EM
		Dilution Factor: 1	Analysis Time..: 13:48	Instrument ID..: I8	
		Analyst ID.....: 001637			
Silver	91	(10 - 139)	SW846 6020	09/04-09/08/08	KV6DR1EN
		Dilution Factor: 1	Analysis Time..: 13:48	Instrument ID..: I8	
		Analyst ID.....: 001637			
Thallium	92	(69 - 117)	SW846 6020	09/04-09/08/08	KV6DR1EP
		Dilution Factor: 1	Analysis Time..: 13:48	Instrument ID..: I8	
		Analyst ID.....: 001637			
Vanadium	86	(70 - 112)	SW846 6020	09/04-09/08/08	KV6DR1EQ
		Dilution Factor: 1	Analysis Time..: 13:48	Instrument ID..: I8	
		Analyst ID.....: 001637			
Zinc	32 N	(49 - 156)	SW846 6020	09/04-09/08/08	KV6DR1ER
		Dilution Factor: 1	Analysis Time..: 13:48	Instrument ID..: I8	
		Analyst ID.....: 001637			
Mercury	74	(69 - 134)	SW846 7470A	09/04-09/05/08	KV6DR1EW
		Dilution Factor: 1	Analysis Time..: 13:37	Instrument ID..: H1	
		Analyst ID.....: 001576			

(Continued on next page)

MATRIX SPIKE SAMPLE EVALUATION REPORT

TOTAL Metals

Client Lot #...: 8H28126 Matrix.....: WG
Date Sampled...: 09/02/08 10:47 Date Received..: 09/03/08

NOTE(S):

Calculations are performed before rounding to avoid round-off errors in calculated results.

NC The recovery and/or RPD were not calculated.

MSB The recovery and RPD were not calculated because the sample amount was greater than four times the spike amount.

N Spiked analyte recovery is outside stated control limits.

MATRIX SPIKE SAMPLE DATA REPORT

TOTAL Metals

Client Lot #...: 8H28126 **Matrix.....:** WG
Date Sampled...: 09/02/08 10:47 **Date Received..:** 09/03/08

PARAMETER	SAMPLE AMOUNT	SPIKE AMT	MEASURED AMOUNT	UNITS	PERCENT RECOVERY	METHOD	PREPARATION-ANALYSIS DATE	WORK ORDER #
MS Lot-Sample #: A8I030112-002 **Prep Batch #...:** 8248013								
Antimony	0.070	100	92.4	ug/L	92	SW846 6020	09/04-09/08/08	KV6DR1D8
			Dilution Factor: 1			Analysis Time..: 13:48	Instrument ID..: I8	
			Analyst ID.....: 001637					
Arsenic	19.4	100	104	ug/L	85	SW846 6020	09/04-09/08/08	KV6DR1D9
			Dilution Factor: 1			Analysis Time..: 13:48	Instrument ID..: I8	
			Analyst ID.....: 001637					
Barium	70.1	100	150	ug/L	80	SW846 6020	09/04-09/08/08	KV6DR1EA
			Dilution Factor: 1			Analysis Time..: 13:48	Instrument ID..: I8	
			Analyst ID.....: 001637					
Beryllium	7.3	100	96.4	ug/L	89	SW846 6020	09/04-09/08/08	KV6DR1EC
			Dilution Factor: 1			Analysis Time..: 13:48	Instrument ID..: I8	
			Analyst ID.....: 001637					
Cadmium	129	100	202 N	ug/L	72	SW846 6020	09/04-09/08/08	KV6DR1ED
			Dilution Factor: 1			Analysis Time..: 13:48	Instrument ID..: I8	
			Analyst ID.....: 001637					
Calcium	66000	1000	58200	ug/L		SW846 6020	09/04-09/08/08	KV6DR1EU
			Qualifiers: NC,MSB					
			Dilution Factor: 1			Analysis Time..: 13:48	Instrument ID..: I8	
			Analyst ID.....: 001637					
Chromium	9.3	100	94.2	ug/L	85	SW846 6020	09/04-09/08/08	KV6DR1ET
			Dilution Factor: 1			Analysis Time..: 13:48	Instrument ID..: I8	
			Analyst ID.....: 001637					
Cobalt	310	100	353 N	ug/L	42	SW846 6020	09/04-09/08/08	KV6DR1EE
			Dilution Factor: 1			Analysis Time..: 13:48	Instrument ID..: I8	
			Analyst ID.....: 001637					
Copper	245	100	296 N	ug/L	52	SW846 6020	09/04-09/08/08	KV6DR1EF
			Dilution Factor: 1			Analysis Time..: 13:48	Instrument ID..: I8	
			Analyst ID.....: 001637					
Iron	64300	1000	56500	ug/L		SW846 6020	09/04-09/08/08	KV6DR1EG
			Qualifiers: NC,MSB					
			Dilution Factor: 1			Analysis Time..: 13:48	Instrument ID..: I8	
			Analyst ID.....: 001637					

(Continued on next page)

MATRIX SPIKE SAMPLE DATA REPORT

TOTAL Metals

Client Lot #...: 8H28126 **Matrix.....:** WG
Date Sampled...: 09/02/08 10:47 **Date Received..:** 09/03/08

PARAMETER	SAMPLE AMOUNT	SPIKE AMT	MEASURED AMOUNT	UNITS	PERCENT RECOVERY	METHOD	PREPARATION-ANALYSIS DATE	WORK ORDER #
Lead	2.5	100	96.0	ug/L	94	SW846 6020	09/04-09/08/08	KV6DR1EH
			Dilution Factor: 1		Analysis Time..: 13:48		Instrument ID..: I8	
			Analyst ID.....: 001637					
Magnesium	61500	1000	53800	ug/L		SW846 6020	09/04-09/08/08	KV6DR1EV
			Qualifiers: NC,MSB					
			Dilution Factor: 1		Analysis Time..: 13:48		Instrument ID..: I8	
			Analyst ID.....: 001637					
Manganese	4820	100	4260	ug/L		SW846 6020	09/04-09/08/08	KV6DR1EJ
			Qualifiers: NC,MSB					
			Dilution Factor: 1		Analysis Time..: 13:48		Instrument ID..: I8	
			Analyst ID.....: 001637					
Molybdenum	0.82	100	94.2	ug/L	93	SW846 6020	09/04-09/08/08	KV6DR1EK
			Dilution Factor: 1		Analysis Time..: 13:48		Instrument ID..: I8	
			Analyst ID.....: 001637					
Nickel	197	100	255 N	ug/L	58	SW846 6020	09/04-09/08/08	KV6DR1EL
			Dilution Factor: 1		Analysis Time..: 13:48		Instrument ID..: I8	
			Analyst ID.....: 001637					
Selenium	20.6	100	109	ug/L	88	SW846 6020	09/04-09/08/08	KV6DR1EM
			Dilution Factor: 1		Analysis Time..: 13:48		Instrument ID..: I8	
			Analyst ID.....: 001637					
Silver	0.0030	100	90.5	ug/L	91	SW846 6020	09/04-09/08/08	KV6DR1EN
			Dilution Factor: 1		Analysis Time..: 13:48		Instrument ID..: I8	
			Analyst ID.....: 001637					
Thallium	ND	100	92.3	ug/L	92	SW846 6020	09/04-09/08/08	KV6DR1EP
			Dilution Factor: 1		Analysis Time..: 13:48		Instrument ID..: I8	
			Analyst ID.....: 001637					
Vanadium	12.8	100	98.8	ug/L	86	SW846 6020	09/04-09/08/08	KV6DR1EQ
			Dilution Factor: 1		Analysis Time..: 13:48		Instrument ID..: I8	
			Analyst ID.....: 001637					
Zinc	356	100	388 N	ug/L	32	SW846 6020	09/04-09/08/08	KV6DR1ER
			Dilution Factor: 1		Analysis Time..: 13:48		Instrument ID..: I8	
			Analyst ID.....: 001637					

(Continued on next page)

MATRIX SPIKE SAMPLE DATA REPORT

TOTAL Metals

Client Lot #...: 8H28126 **Matrix.....:** WG
Date Sampled...: 09/02/08 10:47 **Date Received..:** 09/03/08

PARAMETER	SAMPLE AMOUNT	SPIKE AMT	MEASURED AMOUNT	UNITS	PERCENT RECOVERY	METHOD	PREPARATION-ANALYSIS DATE	WORK ORDER #
Mercury	0.11	1.0	0.84	ug/L	74	SW846 7470A	09/04-09/05/08	KV6DR1EW

Dilution Factor: 1 Analysis Time..: 13:37 Instrument ID..: H1
Analyst ID.....: 001576

NOTE(S):

Calculations are performed before rounding to avoid round-off errors in calculated results.

NC The recovery and/or RPD were not calculated.

MSB The recovery and RPD were not calculated because the sample amount was greater than four times the spike amount.

N Spiked analyte recovery is outside stated control limits.

MATRIX SPIKE SAMPLE EVALUATION REPORT

TOTAL Metals

Client Lot #...: 8H28126 **Matrix.....:** WG
Date Sampled...: 09/03/08 11:25 **Date Received..:** 09/04/08

PARAMETER	PERCENT RECOVERY	RECOVERY LIMITS	METHOD	PREPARATION-ANALYSIS DATE	WORK ORDER #
MS Lot-Sample #: A8I040133-002 **Prep Batch #...:** 8249013					
Antimony	84	(44 - 153)	SW846 6020	09/05/08	KV8WX1CV
		Dilution Factor: 1	Analysis Time..: 17:43		Instrument ID..: I8
		Analyst ID.....: 001637			
Arsenic	85	(82 - 123)	SW846 6020	09/05/08	KV8WX1CW
		Dilution Factor: 1	Analysis Time..: 17:43		Instrument ID..: I8
		Analyst ID.....: 001637			
Barium	84	(45 - 144)	SW846 6020	09/05/08	KV8WX1CX
		Dilution Factor: 1	Analysis Time..: 17:43		Instrument ID..: I8
		Analyst ID.....: 001637			
Beryllium	90	(77 - 124)	SW846 6020	09/05/08	KV8WX1C0
		Dilution Factor: 1	Analysis Time..: 17:43		Instrument ID..: I8
		Analyst ID.....: 001637			
Cadmium	90	(78 - 117)	SW846 6020	09/05/08	KV8WX1C1
		Dilution Factor: 1	Analysis Time..: 17:43		Instrument ID..: I8
		Analyst ID.....: 001637			
Calcium	89	(70 - 130)	SW846 6020	09/05/08	KV8WX1DG
		Dilution Factor: 1	Analysis Time..: 17:43		Instrument ID..: I8
		Analyst ID.....: 001637			
Chromium	89	(72 - 110)	SW846 6020	09/05/08	KV8WX1DF
		Dilution Factor: 1	Analysis Time..: 17:43		Instrument ID..: I8
		Analyst ID.....: 001637			
Cobalt	84	(67 - 114)	SW846 6020	09/05/08	KV8WX1C2
		Dilution Factor: 1	Analysis Time..: 17:43		Instrument ID..: I8
		Analyst ID.....: 001637			
Copper	90	(60 - 123)	SW846 6020	09/05/08	KV8WX1C3
		Dilution Factor: 1	Analysis Time..: 17:43		Instrument ID..: I8
		Analyst ID.....: 001637			
Lead	83	(73 - 115)	SW846 6020	09/05/08	KV8WX1C5
		Dilution Factor: 1	Analysis Time..: 17:43		Instrument ID..: I8
		Analyst ID.....: 001637			

(Continued on next page)

MATRIX SPIKE SAMPLE EVALUATION REPORT

TOTAL Metals

Client Lot #...: 8H28126 **Matrix.....:** WG
Date Sampled...: 09/03/08 11:25 **Date Received..:** 09/04/08

PARAMETER	PERCENT RECOVERY	RECOVERY LIMITS	METHOD	PREPARATION-ANALYSIS DATE	WORK ORDER #
Magnesium	99	(70 - 130)	SW846 6020	09/05/08	KV8WX1DH
		Dilution Factor: 1	Analysis Time..: 17:43		Instrument ID..: I8
		Analyst ID.....: 001637			
Molybdenum	84	(80 - 110)	SW846 6020	09/05/08	KV8WX1C7
		Dilution Factor: 1	Analysis Time..: 17:43		Instrument ID..: I8
		Analyst ID.....: 001637			
Nickel	87	(72 - 111)	SW846 6020	09/05/08	KV8WX1C8
		Dilution Factor: 1	Analysis Time..: 17:43		Instrument ID..: I8
		Analyst ID.....: 001637			
Selenium	88	(72 - 148)	SW846 6020	09/05/08	KV8WX1C9
		Dilution Factor: 1	Analysis Time..: 17:43		Instrument ID..: I8
		Analyst ID.....: 001637			
Silver	91	(10 - 139)	SW846 6020	09/05/08	KV8WX1DA
		Dilution Factor: 1	Analysis Time..: 17:43		Instrument ID..: I8
		Analyst ID.....: 001637			
Thallium	81	(69 - 117)	SW846 6020	09/05/08	KV8WX1DC
		Dilution Factor: 1	Analysis Time..: 17:43		Instrument ID..: I8
		Analyst ID.....: 001637			
Vanadium	87	(70 - 112)	SW846 6020	09/05/08	KV8WX1DD
		Dilution Factor: 1	Analysis Time..: 17:43		Instrument ID..: I8
		Analyst ID.....: 001637			
Zinc	92	(49 - 156)	SW846 6020	09/05/08	KV8WX1DE
		Dilution Factor: 1	Analysis Time..: 17:43		Instrument ID..: I8
		Analyst ID.....: 001637			
Mercury	103	(69 - 134)	SW846 7470A	09/05/08	KV8WX1DJ
		Dilution Factor: 1	Analysis Time..: 15:13		Instrument ID..: H1
		Analyst ID.....: 001576			

MS Lot-Sample #: A8I040133-002 **Prep Batch #...:** 8253010

Iron	NC,MSB	(22 - 169)	SW846 6020	09/09-09/10/08	KV8WX1EP
		Dilution Factor: 1	Analysis Time..: 08:24		Instrument ID..: I8
		Analyst ID.....: 001637			

(Continued on next page)

MATRIX SPIKE SAMPLE EVALUATION REPORT

TOTAL Metals

Client Lot #...: 8H28126 **Matrix.....:** WG
Date Sampled...: 09/03/08 11:25 **Date Received..:** 09/04/08

PARAMETER	PERCENT RECOVERY	RECOVERY LIMITS	METHOD	PREPARATION-ANALYSIS DATE	WORK ORDER #
Manganese	96	(10 - 172)	SW846 6020	09/09-09/10/08	KV8WX1EQ

Dilution Factor: 1 Analysis Time..: 08:24 Instrument ID..: I8
Analyst ID.....: 001637

NOTE(S):

Calculations are performed before rounding to avoid round-off errors in calculated results.

NC The recovery and/or RPD were not calculated.

MSB The recovery and RPD were not calculated because the sample amount was greater than four times the spike amount.

MATRIX SPIKE SAMPLE DATA REPORT

TOTAL Metals

Client Lot #...: 8H28126 **Matrix.....:** WG
Date Sampled...: 09/03/08 11:25 **Date Received..:** 09/04/08

PARAMETER	SAMPLE AMOUNT	SPIKE AMT	MEASURED AMOUNT	UNITS	PERCENT RECOVERY	METHOD	PREPARATION-ANALYSIS DATE	WORK ORDER #
MS Lot-Sample #: A8I040133-002 **Prep Batch #...:** 8249013								
Antimony	0.33	100	84.6	ug/L	84	SW846 6020	09/05/08	KV8WX1CV
			Dilution Factor: 1			Analysis Time..: 17:43	Instrument ID..: I8	
			Analyst ID.....: 001637					
Arsenic	19.6	100	105	ug/L	85	SW846 6020	09/05/08	KV8WX1CW
			Dilution Factor: 1			Analysis Time..: 17:43	Instrument ID..: I8	
			Analyst ID.....: 001637					
Barium	25.6	100	110	ug/L	84	SW846 6020	09/05/08	KV8WX1CX
			Dilution Factor: 1			Analysis Time..: 17:43	Instrument ID..: I8	
			Analyst ID.....: 001637					
Beryllium	0.71	100	91.1	ug/L	90	SW846 6020	09/05/08	KV8WX1C0
			Dilution Factor: 1			Analysis Time..: 17:43	Instrument ID..: I8	
			Analyst ID.....: 001637					
Cadmium	0.12	100	89.9	ug/L	90	SW846 6020	09/05/08	KV8WX1C1
			Dilution Factor: 1			Analysis Time..: 17:43	Instrument ID..: I8	
			Analyst ID.....: 001637					
Calcium	1660	1000	2550	ug/L	89	SW846 6020	09/05/08	KV8WX1DG
			Dilution Factor: 1			Analysis Time..: 17:43	Instrument ID..: I8	
			Analyst ID.....: 001637					
Chromium	22.9	100	112	ug/L	89	SW846 6020	09/05/08	KV8WX1DF
			Dilution Factor: 1			Analysis Time..: 17:43	Instrument ID..: I8	
			Analyst ID.....: 001637					
Cobalt	8.8	100	92.6	ug/L	84	SW846 6020	09/05/08	KV8WX1C2
			Dilution Factor: 1			Analysis Time..: 17:43	Instrument ID..: I8	
			Analyst ID.....: 001637					
Copper	37.2	100	127	ug/L	90	SW846 6020	09/05/08	KV8WX1C3
			Dilution Factor: 1			Analysis Time..: 17:43	Instrument ID..: I8	
			Analyst ID.....: 001637					
Lead	2.6	100	85.2	ug/L	83	SW846 6020	09/05/08	KV8WX1C5
			Dilution Factor: 1			Analysis Time..: 17:43	Instrument ID..: I8	
			Analyst ID.....: 001637					

(Continued on next page)

MATRIX SPIKE SAMPLE DATA REPORT

TOTAL Metals

Client Lot #...: 8H28126 **Matrix.....:** WG
Date Sampled...: 09/03/08 11:25 **Date Received..:** 09/04/08

PARAMETER	SAMPLE AMOUNT	SPIKE AMT	MEASURED AMOUNT	UNITS	PERCENT RECOVERY	METHOD	PREPARATION-ANALYSIS DATE	WORK ORDER #
Magnesium	592	1000	1580	ug/L	99	SW846 6020	09/05/08	KV8WX1DH
			Dilution Factor: 1			Analysis Time..: 17:43	Instrument ID..: I8	
			Analyst ID.....: 001637					
Molybdenum	3.0	100	86.8	ug/L	84	SW846 6020	09/05/08	KV8WX1C7
			Dilution Factor: 1			Analysis Time..: 17:43	Instrument ID..: I8	
			Analyst ID.....: 001637					
Nickel	11.7	100	98.9	ug/L	87	SW846 6020	09/05/08	KV8WX1C8
			Dilution Factor: 1			Analysis Time..: 17:43	Instrument ID..: I8	
			Analyst ID.....: 001637					
Selenium	1.1	100	88.8	ug/L	88	SW846 6020	09/05/08	KV8WX1C9
			Dilution Factor: 1			Analysis Time..: 17:43	Instrument ID..: I8	
			Analyst ID.....: 001637					
Silver	0.044	100	90.9	ug/L	91	SW846 6020	09/05/08	KV8WX1DA
			Dilution Factor: 1			Analysis Time..: 17:43	Instrument ID..: I8	
			Analyst ID.....: 001637					
Thallium	0.18	100	81.2	ug/L	81	SW846 6020	09/05/08	KV8WX1DC
			Dilution Factor: 1			Analysis Time..: 17:43	Instrument ID..: I8	
			Analyst ID.....: 001637					
Vanadium	31.6	100	119	ug/L	87	SW846 6020	09/05/08	KV8WX1DD
			Dilution Factor: 1			Analysis Time..: 17:43	Instrument ID..: I8	
			Analyst ID.....: 001637					
Zinc	31.1	100	123	ug/L	92	SW846 6020	09/05/08	KV8WX1DE
			Dilution Factor: 1			Analysis Time..: 17:43	Instrument ID..: I8	
			Analyst ID.....: 001637					
Mercury	0.83	1.0	1.9	ug/L	103	SW846 7470A	09/05/08	KV8WX1DJ
			Dilution Factor: 1			Analysis Time..: 15:13	Instrument ID..: H1	
			Analyst ID.....: 001576					

MS Lot-Sample #: A8I040133-002 **Prep Batch #...:** 8253010

Iron	11100	1000	12800	ug/L		SW846 6020	09/09-09/10/08	KV8WX1EP
			Qualifiers: NC,MSB					
			Dilution Factor: 1			Analysis Time..: 08:24	Instrument ID..: I8	
			Analyst ID.....: 001637					

(Continued on next page)

MATRIX SPIKE SAMPLE DATA REPORT

TOTAL Metals

Client Lot #...: 8H28126 **Matrix.....:** WG
Date Sampled...: 09/03/08 11:25 **Date Received..:** 09/04/08

PARAMETER	SAMPLE AMOUNT	SPIKE AMT	MEASURED AMOUNT	UNITS	PERCENT RECOVERY	METHOD	PREPARATION-ANALYSIS DATE	WORK ORDER #
Manganese	47.3	100	143	ug/L	96	SW846 6020	09/09-09/10/08	KV8WX1EQ

Dilution Factor: 1 Analysis Time..: 08:24 Instrument ID..: I8
Analyst ID.....: 001637

NOTE(S):

Calculations are performed before rounding to avoid round-off errors in calculated results.

NC The recovery and/or RPD were not calculated.

MSB The recovery and RPD were not calculated because the sample amount was greater than four times the spike amount.

MATRIX SPIKE SAMPLE EVALUATION REPORT

TOTAL Metals

Client Lot #...: 8H28126 **Matrix.....:** WG
Date Sampled...: 09/05/08 14:00 **Date Received..:** 09/06/08

PARAMETER	PERCENT RECOVERY	RECOVERY LIMITS	METHOD	PREPARATION-ANALYSIS DATE	WORK ORDER #
MS Lot-Sample #: A8I060117-002 **Prep Batch #...:** 8253014					
Antimony	57	(44 - 153)	SW846 6020	09/09-09/10/08	KWEFC1CQ
		Dilution Factor: 1	Analysis Time..: 08:52		Instrument ID..: I8
		Analyst ID.....: 001637			
Arsenic	78	(82 - 123)	SW846 6020	09/09-09/10/08	KWEFC1CR
		Dilution Factor: 1	Analysis Time..: 08:52		Instrument ID..: I8
		Analyst ID.....: 001637			
Barium	97	(45 - 144)	SW846 6020	09/09-09/10/08	KWEFC1CT
		Dilution Factor: 1	Analysis Time..: 08:52		Instrument ID..: I8
		Analyst ID.....: 001637			
Beryllium	85	(77 - 124)	SW846 6020	09/09-09/10/08	KWEFC1CU
		Dilution Factor: 1	Analysis Time..: 08:52		Instrument ID..: I8
		Analyst ID.....: 001637			
Cadmium	84	(78 - 117)	SW846 6020	09/09-09/10/08	KWEFC1CV
		Dilution Factor: 1	Analysis Time..: 08:52		Instrument ID..: I8
		Analyst ID.....: 001637			
Chromium	87	(72 - 110)	SW846 6020	09/09-09/10/08	KWEFC1DA
		Dilution Factor: 1	Analysis Time..: 08:52		Instrument ID..: I8
		Analyst ID.....: 001637			
Cobalt	76	(67 - 114)	SW846 6020	09/09-09/10/08	KWEFC1CW
		Dilution Factor: 1	Analysis Time..: 08:52		Instrument ID..: I8
		Analyst ID.....: 001637			
Copper	81	(60 - 123)	SW846 6020	09/09-09/10/08	KWEFC1CX
		Dilution Factor: 1	Analysis Time..: 08:52		Instrument ID..: I8
		Analyst ID.....: 001637			
Iron	NC,MSB	(22 - 169)	SW846 6020	09/09-09/10/08	KWEFC1C0
		Dilution Factor: 1	Analysis Time..: 08:52		Instrument ID..: I8
		Analyst ID.....: 001637			
Lead	81	(73 - 115)	SW846 6020	09/09-09/10/08	KWEFC1C1
		Dilution Factor: 1	Analysis Time..: 08:52		Instrument ID..: I8
		Analyst ID.....: 001637			

(Continued on next page)

MATRIX SPIKE SAMPLE EVALUATION REPORT

TOTAL Metals

Client Lot #...: 8H28126 **Matrix.....:** WG
Date Sampled...: 09/05/08 14:00 **Date Received..:** 09/06/08

PARAMETER	PERCENT RECOVERY	RECOVERY LIMITS	METHOD	PREPARATION-ANALYSIS DATE	WORK ORDER #
Manganese	72	(10 - 172)	SW846 6020	09/09-09/10/08	KWEFC1C2
		Dilution Factor: 1	Analysis Time..: 08:52		Instrument ID..: I8
		Analyst ID.....: 001637			
Molybdenum	73 N	(80 - 110)	SW846 6020	09/09-09/10/08	KWEFC1C3
		Dilution Factor: 1	Analysis Time..: 08:52		Instrument ID..: I8
		Analyst ID.....: 001637			
Nickel	81	(72 - 111)	SW846 6020	09/09-09/10/08	KWEFC1C4
		Dilution Factor: 1	Analysis Time..: 08:52		Instrument ID..: I8
		Analyst ID.....: 001637			
Selenium	77	(72 - 148)	SW846 6020	09/09-09/10/08	KWEFC1C5
		Dilution Factor: 1	Analysis Time..: 08:52		Instrument ID..: I8
		Analyst ID.....: 001637			
Silver	83	(10 - 139)	SW846 6020	09/09-09/10/08	KWEFC1C6
		Dilution Factor: 1	Analysis Time..: 08:52		Instrument ID..: I8
		Analyst ID.....: 001637			
Thallium	71	(69 - 117)	SW846 6020	09/09-09/10/08	KWEFC1C7
		Dilution Factor: 1	Analysis Time..: 08:52		Instrument ID..: I8
		Analyst ID.....: 001637			
Vanadium	87	(70 - 112)	SW846 6020	09/09-09/10/08	KWEFC1C8
		Dilution Factor: 1	Analysis Time..: 08:52		Instrument ID..: I8
		Analyst ID.....: 001637			
Zinc	86	(49 - 156)	SW846 6020	09/09-09/10/08	KWEFC1C9
		Dilution Factor: 1	Analysis Time..: 08:52		Instrument ID..: I8
		Analyst ID.....: 001637			

NOTE(S):

Calculations are performed before rounding to avoid round-off errors in calculated results.

NC The recovery and/or RPD were not calculated.

MSB The recovery and RPD were not calculated because the sample amount was greater than four times the spike amount.

N Spiked analyte recovery is outside stated control limits.

MATRIX SPIKE SAMPLE DATA REPORT

TOTAL Metals

Client Lot #...: 8H28126 **Matrix.....:** WG
Date Sampled...: 09/05/08 14:00 **Date Received..:** 09/06/08

PARAMETER	SAMPLE AMOUNT	SPIKE AMT	MEASURED AMOUNT	UNITS	PERCENT RECOVERY	METHOD	PREPARATION-ANALYSIS DATE	WORK ORDER #
MS Lot-Sample #: A8I060117-002 **Prep Batch #...:** 8253014								
Antimony	0.48	100	57.5	ug/L	57	SW846 6020	09/09-09/10/08	KWEFC1CQ
			Dilution Factor: 1			Analysis Time..: 08:52	Instrument ID..: I8	
			Analyst ID.....: 001637					
Arsenic	17.2	100	94.8	ug/L	78	SW846 6020	09/09-09/10/08	KWEFC1CR
			Dilution Factor: 1			Analysis Time..: 08:52	Instrument ID..: I8	
			Analyst ID.....: 001637					
Barium	134	100	231	ug/L	97	SW846 6020	09/09-09/10/08	KWEFC1CT
			Dilution Factor: 1			Analysis Time..: 08:52	Instrument ID..: I8	
			Analyst ID.....: 001637					
Beryllium	1.0	100	86.0	ug/L	85	SW846 6020	09/09-09/10/08	KWEFC1CU
			Dilution Factor: 1			Analysis Time..: 08:52	Instrument ID..: I8	
			Analyst ID.....: 001637					
Cadmium	0.15	100	83.9	ug/L	84	SW846 6020	09/09-09/10/08	KWEFC1CV
			Dilution Factor: 1			Analysis Time..: 08:52	Instrument ID..: I8	
			Analyst ID.....: 001637					
Chromium	89.3	100	176	ug/L	87	SW846 6020	09/09-09/10/08	KWEFC1DA
			Dilution Factor: 1			Analysis Time..: 08:52	Instrument ID..: I8	
			Analyst ID.....: 001637					
Cobalt	15.1	100	90.7	ug/L	76	SW846 6020	09/09-09/10/08	KWEFC1CW
			Dilution Factor: 1			Analysis Time..: 08:52	Instrument ID..: I8	
			Analyst ID.....: 001637					
Copper	62.4	100	144	ug/L	81	SW846 6020	09/09-09/10/08	KWEFC1CX
			Dilution Factor: 1			Analysis Time..: 08:52	Instrument ID..: I8	
			Analyst ID.....: 001637					
Iron	35200	1000	37600	ug/L		SW846 6020	09/09-09/10/08	KWEFC1C0
			Qualifiers: NC,MSB					
			Dilution Factor: 1			Analysis Time..: 08:52	Instrument ID..: I8	
			Analyst ID.....: 001637					
Lead	26.1	100	107	ug/L	81	SW846 6020	09/09-09/10/08	KWEFC1C1
			Dilution Factor: 1			Analysis Time..: 08:52	Instrument ID..: I8	
			Analyst ID.....: 001637					

(Continued on next page)

MATRIX SPIKE SAMPLE DATA REPORT

TOTAL Metals

Client Lot #...: 8H28126 **Matrix.....:** WG
Date Sampled...: 09/05/08 14:00 **Date Received..:** 09/06/08

PARAMETER	SAMPLE AMOUNT	SPIKE AMT	MEASURED AMOUNT	UNITS	PERCENT RECOVERY	METHOD	PREPARATION-ANALYSIS DATE	WORK ORDER #
Manganese	171	100	243	ug/L	72	SW846 6020	09/09-09/10/08	KWEFC1C2
			Dilution Factor: 1		Analysis Time..: 08:52		Instrument ID..: I8	
			Analyst ID.....: 001637					
Molybdenum	5.4	100	78.3 N	ug/L	73	SW846 6020	09/09-09/10/08	KWEFC1C3
			Dilution Factor: 1		Analysis Time..: 08:52		Instrument ID..: I8	
			Analyst ID.....: 001637					
Nickel	32.5	100	113	ug/L	81	SW846 6020	09/09-09/10/08	KWEFC1C4
			Dilution Factor: 1		Analysis Time..: 08:52		Instrument ID..: I8	
			Analyst ID.....: 001637					
Selenium	2.8	100	80.1	ug/L	77	SW846 6020	09/09-09/10/08	KWEFC1C5
			Dilution Factor: 1		Analysis Time..: 08:52		Instrument ID..: I8	
			Analyst ID.....: 001637					
Silver	0.058	100	83.1	ug/L	83	SW846 6020	09/09-09/10/08	KWEFC1C6
			Dilution Factor: 1		Analysis Time..: 08:52		Instrument ID..: I8	
			Analyst ID.....: 001637					
Thallium	0.64	100	71.6	ug/L	71	SW846 6020	09/09-09/10/08	KWEFC1C7
			Dilution Factor: 1		Analysis Time..: 08:52		Instrument ID..: I8	
			Analyst ID.....: 001637					
Vanadium	139	100	226	ug/L	87	SW846 6020	09/09-09/10/08	KWEFC1C8
			Dilution Factor: 1		Analysis Time..: 08:52		Instrument ID..: I8	
			Analyst ID.....: 001637					
Zinc	93.5	100	180	ug/L	86	SW846 6020	09/09-09/10/08	KWEFC1C9
			Dilution Factor: 1		Analysis Time..: 08:52		Instrument ID..: I8	
			Analyst ID.....: 001637					

NOTE(S):

Calculations are performed before rounding to avoid round-off errors in calculated results.

NC The recovery and/or RPD were not calculated.

MSB The recovery and RPD were not calculated because the sample amount was greater than four times the spike amount.

N Spiked analyte recovery is outside stated control limits.

MATRIX SPIKE SAMPLE EVALUATION REPORT

TOTAL Metals

Client Lot #...: 8H28126 **Matrix.....:** WG
Date Sampled...: 09/05/08 14:00 **Date Received..:** 09/06/08

PARAMETER	PERCENT RECOVERY	RECOVERY LIMITS	RPD	RPD LIMITS	METHOD	PREPARATION-ANALYSIS DATE	WORK ORDER #
MS Lot-Sample #: A8I060117-002 **Prep Batch #...:** 8253014							
Mercury	148 N	(69 - 134)			SW846 7470A	09/09/08	KWEFC1D0
	70 *	(69 - 134)	60	(0-20)	SW846 7470A	09/09/08	KWEFC1D1

Dilution Factor: 1
Analysis Time..: 13:18 Instrument ID..: H1 Analyst ID.....: 001637

NOTE(S):

Calculations are performed before rounding to avoid round-off errors in calculated results.

* Relative percent difference (RPD) is outside stated control limits.

NC The recovery and/or RPD were not calculated.

MSB The recovery and RPD were not calculated because the sample amount was greater than four times the spike amount.

N Spiked analyte recovery is outside stated control limits.

MATRIX SPIKE SAMPLE DATA REPORT

TOTAL Metals

Client Lot #...: 8H28126 **Matrix.....:** WG
Date Sampled...: 09/05/08 14:00 **Date Received..:** 09/06/08

PARAMETER	SAMPLE AMOUNT	SPIKE AMT	MEASRD AMOUNT	UNITS	PERCNT RECVRY	RPD	METHOD	PREPARATION-ANALYSIS DATE	WORK ORDER #
MS Lot-Sample #: A8I060117-002 **Prep Batch #...:** 8253014									
Mercury									
	0.22	1.0	1.7 N	ug/L	148		SW846 7470A	09/09/08	KWEFC1D0
	0.22	1.0	0.92 *	ug/L	70	60	SW846 7470A	09/09/08	KWEFC1D1

Dilution Factor: 1
Analysis Time..: 13:18 Instrument ID..: H1 Analyst ID.....: 001637

NOTE(S):

Calculations are performed before rounding to avoid round-off errors in calculated results.

* Relative percent difference (RPD) is outside stated control limits.

NC The recovery and/or RPD were not calculated.

MSB The recovery and RPD were not calculated because the sample amount was greater than four times the spike amount.

N Spiked analyte recovery is outside stated control limits.

SAMPLE DUPLICATE EVALUATION REPORT

Metals

Client Lot #...: A8H280126 **Work Order #...:** KV119-SMP KV119-DUP **Matrix.....:** WG

Date Sampled...: 08/28/08 11:52 **Date Received..:** 08/29/08

PARAM	RESULT	DUPLICATE RESULT	UNITS	RPD	RPD LIMIT	METHOD	PREPARATION-ANALYSIS DATE	PREP BATCH #
Silver						SD Lot-Sample #: A8H290111-003		
	ND	ND	ug/L	0	(0-20)	SW846 6020	09/02-09/05/08	8246022
			Dilution Factor: 1			Analysis Time..: 09:54	Analyst ID.....: 001637	
			Instrument ID..: I8					
Arsenic						SD Lot-Sample #: A8H290111-003		
	10	10.0	ug/L	0.14	(0-20)	SW846 6020	09/02-09/05/08	8246022
			Dilution Factor: 1			Analysis Time..: 09:54	Analyst ID.....: 001637	
			Instrument ID..: I8					
Barium						SD Lot-Sample #: A8H290111-003		
	12.7 J	12.8	ug/L	0.55	(0-20)	SW846 6020	09/02-09/05/08	8246022
			Dilution Factor: 1			Analysis Time..: 09:54	Analyst ID.....: 001637	
			Instrument ID..: I8					
Beryllium						SD Lot-Sample #: A8H290111-003		
	5.2	5.2	ug/L	1.2	(0-20)	SW846 6020	09/02-09/05/08	8246022
			Dilution Factor: 1			Analysis Time..: 09:54	Analyst ID.....: 001637	
			Instrument ID..: I8					
Calcium						SD Lot-Sample #: A8H290111-003		
	101000 J	100000	ug/L	1.2	(0-20)	SW846 6020	09/02-09/05/08	8246022
			Dilution Factor: 1			Analysis Time..: 09:54	Analyst ID.....: 001637	
			Instrument ID..: I8					
Cadmium						SD Lot-Sample #: A8H290111-003		
	14.8	15.2	ug/L	2.1	(0-20)	SW846 6020	09/02-09/05/08	8246022
			Dilution Factor: 1			Analysis Time..: 09:54	Analyst ID.....: 001637	
			Instrument ID..: I8					
Cobalt						SD Lot-Sample #: A8H290111-003		
	130 J	128	ug/L	1.2	(0-20)	SW846 6020	09/02-09/05/08	8246022
			Dilution Factor: 1			Analysis Time..: 09:54	Analyst ID.....: 001637	
			Instrument ID..: I8					
Chromium						SD Lot-Sample #: A8H290111-003		
	11.1 J	11.1	ug/L	0.090	(0-20)	SW846 6020	09/02-09/05/08	8246022
			Dilution Factor: 1			Analysis Time..: 09:54	Analyst ID.....: 001637	
			Instrument ID..: I8					
Copper						SD Lot-Sample #: A8H290111-003		
	21.0 J	21.3	ug/L	1.4	(0-20)	SW846 6020	09/02-09/05/08	8246022
			Dilution Factor: 1			Analysis Time..: 09:54	Analyst ID.....: 001637	
			Instrument ID..: I8					

(Continued on next page)

SAMPLE DUPLICATE EVALUATION REPORT

Metals

Lot-Sample #...: A8H280126-000 **Work Order #...:** KV119-SMP KV119-DUP **Matrix.....:** WG

PARAM	RESULT	DUPLICATE RESULT	UNITS	RPD	RPD LIMIT	METHOD	PREPARATION-ANALYSIS DATE	PREP BATCH #
Iron						SD Lot-Sample #: A8H290111-003		
	30600 J	30000	ug/L	1.9	(0-20)	SW846 6020	09/02-09/05/08	8246022
		Dilution Factor: 1				Analysis Time..: 09:54	Analyst ID.....: 001637	
		Instrument ID..: I8						
Magnesium						SD Lot-Sample #: A8H290111-003		
	61100 J	60500	ug/L	1.0	(0-20)	SW846 6020	09/02-09/05/08	8246022
		Dilution Factor: 1				Analysis Time..: 09:54	Analyst ID.....: 001637	
		Instrument ID..: I8						
Manganese						SD Lot-Sample #: A8H290111-003		
	4550 J	4550	ug/L	0.15	(0-20)	SW846 6020	09/02-09/05/08	8246022
		Dilution Factor: 1				Analysis Time..: 09:54	Analyst ID.....: 001637	
		Instrument ID..: I8						
Molybdenum						SD Lot-Sample #: A8H290111-003		
	0.14 B,J	ND	ug/L	200	(0-20)	SW846 6020	09/02-09/05/08	8246022
		Dilution Factor: 1				Analysis Time..: 09:54	Analyst ID.....: 001637	
		Instrument ID..: I8						
Nickel						SD Lot-Sample #: A8H290111-003		
	116 J	116	ug/L	0.52	(0-20)	SW846 6020	09/02-09/05/08	8246022
		Dilution Factor: 1				Analysis Time..: 09:54	Analyst ID.....: 001637	
		Instrument ID..: I8						
Lead						SD Lot-Sample #: A8H290111-003		
	14.6 J	14.5	ug/L	0.28	(0-20)	SW846 6020	09/02-09/05/08	8246022
		Dilution Factor: 1				Analysis Time..: 09:54	Analyst ID.....: 001637	
		Instrument ID..: I8						
Antimony						SD Lot-Sample #: A8H290111-003		
	0.18 B,J	0.20 B	ug/L	5.8	(0-20)	SW846 6020	09/02-09/05/08	8246022
		Dilution Factor: 1				Analysis Time..: 09:54	Analyst ID.....: 001637	
		Instrument ID..: I8						
Selenium						SD Lot-Sample #: A8H290111-003		
	13.3	13.5	ug/L	1.6	(0-20)	SW846 6020	09/02-09/05/08	8246022
		Dilution Factor: 1				Analysis Time..: 09:54	Analyst ID.....: 001637	
		Instrument ID..: I8						
Thallium						SD Lot-Sample #: A8H290111-003		
	0.23 B,J	0.22 B	ug/L	2.6	(0-20)	SW846 6020	09/02-09/05/08	8246022
		Dilution Factor: 1				Analysis Time..: 09:54	Analyst ID.....: 001637	
		Instrument ID..: I8						

(Continued on next page)

SAMPLE DUPLICATE EVALUATION REPORT

Metals

Lot-Sample #...: A8H280126-000 **Work Order #...:** KV119-SMP KV119-DUP **Matrix.....:** WG

PARAM	RESULT	DUPLICATE RESULT	UNITS	RPD	RPD LIMIT	METHOD	PREPARATION-ANALYSIS DATE	PREP BATCH #
Vanadium						SD Lot-Sample #: A8H290111-003		
	16.8 B	16.6 B	ug/L	0.96	(0-20)	SW846 6020	09/02-09/05/08	8246022
			Dilution Factor: 1			Analysis Time..: 09:54	Analyst ID.....: 001637	
			Instrument ID..: I8					
Zinc						SD Lot-Sample #: A8H290111-003		
	480 J	475	ug/L	1.1	(0-20)	SW846 6020	09/02-09/05/08	8246022
			Dilution Factor: 1			Analysis Time..: 09:54	Analyst ID.....: 001637	
			Instrument ID..: I8					
Mercury						SD Lot-Sample #: A8H290111-003		
	ND	ND	ug/L	0	(0-20)	SW846 7470A	09/02-09/03/08	8246022
			Dilution Factor: 1			Analysis Time..: 07:30	Analyst ID.....: 001637	
			Instrument ID..: H1					

NOTE(S):

Calculations are performed before rounding to avoid round-off errors in calculated results.

J Method blank contamination. The associated method blank contains the target analyte at a reportable level.

B Estimated result. Result is less than RL.

SAMPLE DUPLICATE EVALUATION REPORT

Metals

Client Lot #...: A8H280126 **Work Order #...:** KV6DR-SMP KV6DR-DUP **Matrix.....:** WG

Date Sampled...: 09/02/08 10:47 **Date Received..:** 09/03/08

PARAM	RESULT	DUPLICATE RESULT	UNITS	RPD	RPD LIMIT	METHOD	PREPARATION-ANALYSIS DATE	PREP BATCH #
Silver						SD Lot-Sample #: A8I030112-002		
	0.0030 B	ND	ug/L	200	(0-20)	SW846 6020	09/04-09/08/08	8248013
			Dilution Factor: 1			Analysis Time..: 13:48	Analyst ID.....: 001637	
			Instrument ID..: I8					
Arsenic						SD Lot-Sample #: A8I030112-002		
	19.4	18.4	ug/L	5.8	(0-20)	SW846 6020	09/04-09/08/08	8248013
			Dilution Factor: 1			Analysis Time..: 13:48	Analyst ID.....: 001637	
			Instrument ID..: I8					
Barium						SD Lot-Sample #: A8I030112-002		
	70.1	65.1	ug/L	7.5	(0-20)	SW846 6020	09/04-09/08/08	8248013
			Dilution Factor: 1			Analysis Time..: 13:48	Analyst ID.....: 001637	
			Instrument ID..: I8					
Beryllium						SD Lot-Sample #: A8I030112-002		
	7.3	6.6	ug/L	10	(0-20)	SW846 6020	09/04-09/08/08	8248013
			Dilution Factor: 1			Analysis Time..: 13:48	Analyst ID.....: 001637	
			Instrument ID..: I8					
Calcium						SD Lot-Sample #: A8I030112-002		
	66000 J	62300	ug/L	5.7	(0-20)	SW846 6020	09/04-09/08/08	8248013
			Dilution Factor: 1			Analysis Time..: 13:48	Analyst ID.....: 001637	
			Instrument ID..: I8					
Cadmium						SD Lot-Sample #: A8I030112-002		
	129	118	ug/L	8.9	(0-20)	SW846 6020	09/04-09/08/08	8248013
			Dilution Factor: 1			Analysis Time..: 13:48	Analyst ID.....: 001637	
			Instrument ID..: I8					
Cobalt						SD Lot-Sample #: A8I030112-002		
	310 J	292	ug/L	6.1	(0-20)	SW846 6020	09/04-09/08/08	8248013
			Dilution Factor: 1			Analysis Time..: 13:48	Analyst ID.....: 001637	
			Instrument ID..: I8					
Chromium						SD Lot-Sample #: A8I030112-002		
	9.3	8.8	ug/L	5.1	(0-20)	SW846 6020	09/04-09/08/08	8248013
			Dilution Factor: 1			Analysis Time..: 13:48	Analyst ID.....: 001637	
			Instrument ID..: I8					
Copper						SD Lot-Sample #: A8I030112-002		
	245	228	ug/L	7.0	(0-20)	SW846 6020	09/04-09/08/08	8248013
			Dilution Factor: 1			Analysis Time..: 13:48	Analyst ID.....: 001637	
			Instrument ID..: I8					

(Continued on next page)

SAMPLE DUPLICATE EVALUATION REPORT

Metals

Lot-Sample #...: A8H280126-000 **Work Order #...:** KV6DR-SMP KV6DR-DUP **Matrix.....:** WG

PARAM	RESULT	DUPLICATE RESULT	UNITS	RPD	RPD LIMIT	METHOD	PREPARATION-ANALYSIS DATE	PREP BATCH #
Iron						SD Lot-Sample #: A8I030112-002		
	64300 J	60200	ug/L	6.7	(0-20)	SW846 6020	09/04-09/08/08	8248013
		Dilution Factor: 1				Analysis Time..: 13:48	Analyst ID.....: 001637	
		Instrument ID..: I8						
Magnesium						SD Lot-Sample #: A8I030112-002		
	61500	57500	ug/L	6.7	(0-20)	SW846 6020	09/04-09/08/08	8248013
		Dilution Factor: 1				Analysis Time..: 13:48	Analyst ID.....: 001637	
		Instrument ID..: I8						
Manganese						SD Lot-Sample #: A8I030112-002		
	4820 J	4490	ug/L	7.0	(0-20)	SW846 6020	09/04-09/08/08	8248013
		Dilution Factor: 1				Analysis Time..: 13:48	Analyst ID.....: 001637	
		Instrument ID..: I8						
Molybdenum						SD Lot-Sample #: A8I030112-002		
	0.82 B	0.73 B	ug/L	12	(0-20)	SW846 6020	09/04-09/08/08	8248013
		Dilution Factor: 1				Analysis Time..: 13:48	Analyst ID.....: 001637	
		Instrument ID..: I8						
Nickel						SD Lot-Sample #: A8I030112-002		
	197	185	ug/L	6.5	(0-20)	SW846 6020	09/04-09/08/08	8248013
		Dilution Factor: 1				Analysis Time..: 13:48	Analyst ID.....: 001637	
		Instrument ID..: I8						
Lead						SD Lot-Sample #: A8I030112-002		
	2.5	2.4	ug/L	6.2	(0-20)	SW846 6020	09/04-09/08/08	8248013
		Dilution Factor: 1				Analysis Time..: 13:48	Analyst ID.....: 001637	
		Instrument ID..: I8						
Antimony						SD Lot-Sample #: A8I030112-002		
	0.070 B	ND	ug/L	200	(0-20)	SW846 6020	09/04-09/08/08	8248013
		Dilution Factor: 1				Analysis Time..: 13:48	Analyst ID.....: 001637	
		Instrument ID..: I8						
Selenium						SD Lot-Sample #: A8I030112-002		
	20.6	19.5	ug/L	5.3	(0-20)	SW846 6020	09/04-09/08/08	8248013
		Dilution Factor: 1				Analysis Time..: 13:48	Analyst ID.....: 001637	
		Instrument ID..: I8						
Thallium						SD Lot-Sample #: A8I030112-002		
	ND	0.20 B	ug/L	200	(0-20)	SW846 6020	09/04-09/08/08	8248013
		Dilution Factor: 1				Analysis Time..: 13:48	Analyst ID.....: 001637	
		Instrument ID..: I8						

(Continued on next page)

SAMPLE DUPLICATE EVALUATION REPORT

Metals

Lot-Sample #...: A8H280126-000 **Work Order #...:** KV6DR-SMP KV6DR-DUP **Matrix.....:** WG

PARAM	RESULT	DUPLICATE RESULT	UNITS	RPD	RPD LIMIT	METHOD	PREPARATION-ANALYSIS DATE	PREP BATCH #
Vanadium						SD Lot-Sample #: A8I030112-002		
	12.8 B	12.0 B	ug/L	6.6	(0-20)	SW846 6020	09/04-09/08/08	8248013
			Dilution Factor: 1			Analysis Time..: 13:48	Analyst ID.....: 001637	
			Instrument ID..: I8					
Zinc						SD Lot-Sample #: A8I030112-002		
	356 J	320	ug/L	11	(0-20)	SW846 6020	09/04-09/08/08	8248013
			Dilution Factor: 1			Analysis Time..: 13:48	Analyst ID.....: 001637	
			Instrument ID..: I8					
Mercury						SD Lot-Sample #: A8I030112-002		
	0.11 B,J	ND	ug/L	200	(0-20)	SW846 7470A	09/04-09/05/08	8248013
			Dilution Factor: 1			Analysis Time..: 13:37	Analyst ID.....: 001576	
			Instrument ID..: H1					

NOTE(S):

Calculations are performed before rounding to avoid round-off errors in calculated results.

B Estimated result. Result is less than RL.

J Method blank contamination. The associated method blank contains the target analyte at a reportable level.

SAMPLE DUPLICATE EVALUATION REPORT

Metals

Client Lot #...: A8H280126 **Work Order #...:** KV8WX-SMP KV8WX-DUP **Matrix.....:** WG

Date Sampled...: 09/03/08 11:25 **Date Received..:** 09/04/08

PARAM	RESULT	DUPLICATE RESULT	UNITS	RPD	RPD LIMIT	METHOD	PREPARATION-ANALYSIS DATE	PREP BATCH #
Silver						SD Lot-Sample #: A8I040133-002		
	0.044 B	0.048 B	ug/L	8.7	(0-20)	SW846 6020	09/05/08	8249013
			Dilution Factor: 1			Analysis Time..: 17:43	Analyst ID.....: 001637	
			Instrument ID..: I8					
Arsenic						SD Lot-Sample #: A8I040133-002		
	19.6	20.8	ug/L	6.1	(0-20)	SW846 6020	09/05/08	8249013
			Dilution Factor: 1			Analysis Time..: 17:43	Analyst ID.....: 001637	
			Instrument ID..: I8					
Barium						SD Lot-Sample #: A8I040133-002		
	25.6 J	27.2	ug/L	6.0	(0-20)	SW846 6020	09/05/08	8249013
			Dilution Factor: 1			Analysis Time..: 17:43	Analyst ID.....: 001637	
			Instrument ID..: I8					
Beryllium						SD Lot-Sample #: A8I040133-002		
	0.71 B	0.71 B	ug/L	0.28	(0-20)	SW846 6020	09/05/08	8249013
			Dilution Factor: 1			Analysis Time..: 17:43	Analyst ID.....: 001637	
			Instrument ID..: I8					
Calcium						SD Lot-Sample #: A8I040133-002		
	1660 J	1740	ug/L	4.6	(0-20)	SW846 6020	09/05/08	8249013
			Dilution Factor: 1			Analysis Time..: 17:43	Analyst ID.....: 001637	
			Instrument ID..: I8					
Cadmium						SD Lot-Sample #: A8I040133-002		
	0.12 B	0.10 B	ug/L	13	(0-20)	SW846 6020	09/05/08	8249013
			Dilution Factor: 1			Analysis Time..: 17:43	Analyst ID.....: 001637	
			Instrument ID..: I8					
Cobalt						SD Lot-Sample #: A8I040133-002		
	8.8 J	9.2	ug/L	4.5	(0-20)	SW846 6020	09/05/08	8249013
			Dilution Factor: 1			Analysis Time..: 17:43	Analyst ID.....: 001637	
			Instrument ID..: I8					
Chromium						SD Lot-Sample #: A8I040133-002		
	22.9 J	23.6	ug/L	3.2	(0-20)	SW846 6020	09/05/08	8249013
			Dilution Factor: 1			Analysis Time..: 17:43	Analyst ID.....: 001637	
			Instrument ID..: I8					
Copper						SD Lot-Sample #: A8I040133-002		
	37.2 J	39.0	ug/L	4.8	(0-20)	SW846 6020	09/05/08	8249013
			Dilution Factor: 1			Analysis Time..: 17:43	Analyst ID.....: 001637	
			Instrument ID..: I8					

(Continued on next page)

SAMPLE DUPLICATE EVALUATION REPORT

Metals

Lot-Sample #...: A8H280126-000 **Work Order #...:** KV8WX-SMP KV8WX-DUP **Matrix.....:** WG

PARAM	RESULT	DUPLICATE RESULT	UNITS	RPD	RPD LIMIT	METHOD	PREPARATION-ANALYSIS DATE	PREP BATCH #
Iron						SD Lot-Sample #: A8I040133-002		
	11100 J	12000	ug/L	7.5	(0-20)	SW846 6020	09/09-09/10/08	8253010
		Dilution Factor: 1				Analysis Time..: 08:24	Analyst ID.....: 001637	
		Instrument ID..: I8						
Magnesium						SD Lot-Sample #: A8I040133-002		
	592 B,J	632 B	ug/L	6.5	(0-20)	SW846 6020	09/05/08	8249013
		Dilution Factor: 1				Analysis Time..: 17:43	Analyst ID.....: 001637	
		Instrument ID..: I8						
Manganese						SD Lot-Sample #: A8I040133-002		
	47.3 J	47.5	ug/L	0.49	(0-20)	SW846 6020	09/09-09/10/08	8253010
		Dilution Factor: 1				Analysis Time..: 08:24	Analyst ID.....: 001637	
		Instrument ID..: I8						
Molybdenum						SD Lot-Sample #: A8I040133-002		
	3.0 J	3.2	ug/L	4.5	(0-20)	SW846 6020	09/05/08	8249013
		Dilution Factor: 1				Analysis Time..: 17:43	Analyst ID.....: 001637	
		Instrument ID..: I8						
Nickel						SD Lot-Sample #: A8I040133-002		
	11.7 J	12.4	ug/L	5.9	(0-20)	SW846 6020	09/05/08	8249013
		Dilution Factor: 1				Analysis Time..: 17:43	Analyst ID.....: 001637	
		Instrument ID..: I8						
Lead						SD Lot-Sample #: A8I040133-002		
	2.6 J	2.9	ug/L	7.7	(0-20)	SW846 6020	09/05/08	8249013
		Dilution Factor: 1				Analysis Time..: 17:43	Analyst ID.....: 001637	
		Instrument ID..: I8						
Antimony						SD Lot-Sample #: A8I040133-002		
	0.33 B,J	0.36 B	ug/L	10	(0-20)	SW846 6020	09/05/08	8249013
		Dilution Factor: 1				Analysis Time..: 17:43	Analyst ID.....: 001637	
		Instrument ID..: I8						
Selenium						SD Lot-Sample #: A8I040133-002		
	1.1 B	1.1 B	ug/L	6.0	(0-20)	SW846 6020	09/05/08	8249013
		Dilution Factor: 1				Analysis Time..: 17:43	Analyst ID.....: 001637	
		Instrument ID..: I8						
Thallium						SD Lot-Sample #: A8I040133-002		
	0.18 B,J	0.14 B	ug/L	26	(0-20)	SW846 6020	09/05/08	8249013
		Dilution Factor: 1				Analysis Time..: 17:43	Analyst ID.....: 001637	
		Instrument ID..: I8						

(Continued on next page)

SAMPLE DUPLICATE EVALUATION REPORT

Metals

Lot-Sample #...: A8H280126-000 **Work Order #...:** KV8WX-SMP KV8WX-DUP **Matrix.....:** WG

PARAM	RESULT	DUPLICATE RESULT	UNITS	RPD	RPD LIMIT	METHOD	PREPARATION-ANALYSIS DATE	PREP BATCH #
Vanadium						SD Lot-Sample #: A8I040133-002		
	31.6	33.4	ug/L	5.4	(0-20)	SW846 6020	09/05/08	8249013
			Dilution Factor: 1			Analysis Time..: 17:43	Analyst ID.....: 001637	
			Instrument ID..: I8					
Zinc						SD Lot-Sample #: A8I040133-002		
	31.1 J	32.1	ug/L	3.2	(0-20)	SW846 6020	09/05/08	8249013
			Dilution Factor: 1			Analysis Time..: 17:43	Analyst ID.....: 001637	
			Instrument ID..: I8					
Mercury						SD Lot-Sample #: A8I040133-002		
	0.83	0.93	ug/L	12	(0-20)	SW846 7470A	09/05/08	8249013
			Dilution Factor: 1			Analysis Time..: 15:13	Analyst ID.....: 001576	
			Instrument ID..: H1					

NOTE(S):

Calculations are performed before rounding to avoid round-off errors in calculated results.

B Estimated result. Result is less than RL.

J Method blank contamination. The associated method blank contains the target analyte at a reportable level.

SAMPLE DUPLICATE EVALUATION REPORT

Metals

Client Lot #...: A8H280126 **Work Order #...:** KWEFC-SMP KWEFC-DUP **Matrix.....:** WG

Date Sampled...: 09/05/08 14:00 **Date Received..:** 09/06/08

PARAM	RESULT	DUPLICATE RESULT	UNITS	RPD	RPD LIMIT	METHOD	PREPARATION-ANALYSIS DATE	PREP BATCH #
Silver						SD Lot-Sample #: A8I060117-002		
	0.058 B	0.072 B	ug/L	22	(0-20)	SW846 6020	09/09-09/10/08	8253014
		Dilution Factor: 1				Analysis Time..: 08:52	Analyst ID.....: 001637	
		Instrument ID..: I8						
Arsenic						SD Lot-Sample #: A8I060117-002		
	17.2	22.2	ug/L	25	(0-20)	SW846 6020	09/09-09/10/08	8253014
		Dilution Factor: 1				Analysis Time..: 08:52	Analyst ID.....: 001637	
		Instrument ID..: I8						
Barium						SD Lot-Sample #: A8I060117-002		
	134 J	171	ug/L	24	(0-20)	SW846 6020	09/09-09/10/08	8253014
		Dilution Factor: 1				Analysis Time..: 08:52	Analyst ID.....: 001637	
		Instrument ID..: I8						
Beryllium						SD Lot-Sample #: A8I060117-002		
	1.0	1.2	ug/L	22	(0-20)	SW846 6020	09/09-09/10/08	8253014
		Dilution Factor: 1				Analysis Time..: 08:52	Analyst ID.....: 001637	
		Instrument ID..: I8						
Cadmium						SD Lot-Sample #: A8I060117-002		
	0.15 B	0.18 B	ug/L	18	(0-20)	SW846 6020	09/09-09/10/08	8253014
		Dilution Factor: 1				Analysis Time..: 08:52	Analyst ID.....: 001637	
		Instrument ID..: I8						
Cobalt						SD Lot-Sample #: A8I060117-002		
	15.1 J	16.1	ug/L	6.6	(0-20)	SW846 6020	09/09-09/10/08	8253014
		Dilution Factor: 1				Analysis Time..: 08:52	Analyst ID.....: 001637	
		Instrument ID..: I8						
Chromium						SD Lot-Sample #: A8I060117-002		
	89.3 J	124	ug/L	33	(0-20)	SW846 6020	09/09-09/10/08	8253014
		Dilution Factor: 1				Analysis Time..: 08:52	Analyst ID.....: 001637	
		Instrument ID..: I8						
Copper						SD Lot-Sample #: A8I060117-002		
	62.4 J	79.1	ug/L	24	(0-20)	SW846 6020	09/09-09/10/08	8253014
		Dilution Factor: 1				Analysis Time..: 08:52	Analyst ID.....: 001637	
		Instrument ID..: I8						
Iron						SD Lot-Sample #: A8I060117-002		
	35200 J	44000	ug/L	22	(0-20)	SW846 6020	09/09-09/10/08	8253014
		Dilution Factor: 1				Analysis Time..: 08:52	Analyst ID.....: 001637	
		Instrument ID..: I8						

(Continued on next page)

SAMPLE DUPLICATE EVALUATION REPORT

Metals

Lot-Sample #...: A8H280126-000 **Work Order #...:** KWEFC-SMP KWEFC-DUP **Matrix.....:** WG

PARAM	RESULT	DUPLICATE RESULT	UNITS	RPD	RPD LIMIT	METHOD	PREPARATION-ANALYSIS DATE	PREP BATCH #
Manganese						SD Lot-Sample #: A8I060117-002		
	171 J	174	ug/L	1.4	(0-20)	SW846 6020	09/09-09/10/08	8253014
		Dilution Factor: 1				Analysis Time..: 08:52	Analyst ID.....: 001637	
		Instrument ID..: I8						
Molybdenum						SD Lot-Sample #: A8I060117-002		
	5.4	7.1	ug/L	26	(0-20)	SW846 6020	09/09-09/10/08	8253014
		Dilution Factor: 1				Analysis Time..: 08:52	Analyst ID.....: 001637	
		Instrument ID..: I8						
Nickel						SD Lot-Sample #: A8I060117-002		
	32.5 J	37.5	ug/L	14	(0-20)	SW846 6020	09/09-09/10/08	8253014
		Dilution Factor: 1				Analysis Time..: 08:52	Analyst ID.....: 001637	
		Instrument ID..: I8						
Lead						SD Lot-Sample #: A8I060117-002		
	26.1 J	37.0 J	ug/L	35	(0-20)	SW846 6020	09/09-09/10/08	8253014
		Dilution Factor: 1				Analysis Time..: 08:52	Analyst ID.....: 001637	
		Instrument ID..: I8						
Antimony						SD Lot-Sample #: A8I060117-002		
	0.48 B	0.55 B	ug/L	13	(0-20)	SW846 6020	09/09-09/10/08	8253014
		Dilution Factor: 1				Analysis Time..: 08:52	Analyst ID.....: 001637	
		Instrument ID..: I8						
Selenium						SD Lot-Sample #: A8I060117-002		
	2.8 B	3.8 B	ug/L	31	(0-20)	SW846 6020	09/09-09/10/08	8253014
		Dilution Factor: 1				Analysis Time..: 08:52	Analyst ID.....: 001637	
		Instrument ID..: I8						
Thallium						SD Lot-Sample #: A8I060117-002		
	0.64 B,J	0.58 B,J	ug/L	8.7	(0-20)	SW846 6020	09/09-09/10/08	8253014
		Dilution Factor: 1				Analysis Time..: 08:52	Analyst ID.....: 001637	
		Instrument ID..: I8						
Vanadium						SD Lot-Sample #: A8I060117-002		
	139	180	ug/L	26	(0-20)	SW846 6020	09/09-09/10/08	8253014
		Dilution Factor: 1				Analysis Time..: 08:52	Analyst ID.....: 001637	
		Instrument ID..: I8						
Zinc						SD Lot-Sample #: A8I060117-002		
	93.5 J	98.9	ug/L	5.6	(0-20)	SW846 6020	09/09-09/10/08	8253014
		Dilution Factor: 1				Analysis Time..: 08:52	Analyst ID.....: 001637	
		Instrument ID..: I8						

NOTE(S):

Calculations are performed before rounding to avoid round-off errors in calculated results.

B Estimated result. Result is less than RL.

J Method blank contamination. The associated method blank contains the target analyte at a reportable level.

MATRIX SPIKE SAMPLE EVALUATION REPORT

General Chemistry

Client Lot #...: 8H28126 **Matrix.....:** WG
Date Sampled...: 09/05/08 14:00 **Date Received..:** 09/06/08

PARAMETER	PERCENT RECOVERY	RECOVERY LIMITS	RPD	RPD LIMITS	METHOD	PREPARATION-ANALYSIS DATE	PREP BATCH #
Hexavalent Chromium		WO#: KV1181CN-MS/KV1181CP-MSD				MS Lot-Sample #: A8H290111-002	
	80	(41 - 136)			SW846 7196A	08/29/08	8242428
	79	(41 - 136)	0.55	(0-20)	SW846 7196A	08/29/08	8242428
		Dilution Factor: 1					
Hexavalent Chromium		WO#: KV6DR1FP-MS/KV6DR1FQ-MSD				MS Lot-Sample #: A8I030112-002	
	12 N	(41 - 136)			SW846 7196A	09/03/08	8248047
	9.3 N,*	(41 - 136)	25	(0-20)	SW846 7196A	09/03/08	8248047
		Dilution Factor: 1					
Hexavalent Chromium		WO#: KV8WX1EM-MS/KV8WX1EN-MSD				MS Lot-Sample #: A8I040133-002	
	61	(41 - 136)			SW846 7196A	09/04/08	8252441
	66	(41 - 136)	5.8	(0-20)	SW846 7196A	09/04/08	8252441
		Dilution Factor: 1					
Hexavalent Chromium		WO#: KWEFC1CN-MS/KWEFC1CP-MSD				MS Lot-Sample #: A8I060117-002	
	99	(41 - 136)			SW846 7196A	09/06/08	8250100
	100	(41 - 136)	1.3	(0-20)	SW846 7196A	09/06/08	8250100
		Dilution Factor: 1					
Total Alkalinity		WO#: KV6D91D7-MS/KV6D91D8-MSD				MS Lot-Sample #: A8I030112-003	
	111	(10 - 160)			SM18 2320 B	09/04/08	8249320
	102	(10 - 160)	8.3	(0-24)	SM18 2320 B	09/04/08	8249320
		Dilution Factor: 1					
Total Organic Carbon		WO#: KV1191EC-MS/KV1191ED-MSD				MS Lot-Sample #: A8H290111-003	
	105	(72 - 136)			MCAWW 415.1	09/03/08	8248041
	103	(72 - 136)	1.9	(0-20)	MCAWW 415.1	09/03/08	8248041
		Dilution Factor: 1					
Total Organic Carbon		WO#: KV8WX1EU-MS/KV8WX1EV-MSD				MS Lot-Sample #: A8I040133-002	
	110	(72 - 136)			MCAWW 415.1	09/09/08	8253222
	111	(72 - 136)	1.0	(0-20)	MCAWW 415.1	09/09/08	8253222
		Dilution Factor: 1					

NOTE(S):

Calculations are performed before rounding to avoid round-off errors in calculated results.

N Spiked analyte recovery is outside stated control limits.

* Relative percent difference (RPD) is outside stated control limits.

#	WorkOrder	Dilution	Date	Time	Batch	Lot	Instrument
45	KV4PGC	1	03-SEP-2008	07:13:28	8246022	A8I020000	H1
46	CK2CCV	1	03-SEP-2008	07:14:33			H1
47	CK1CCB	1	03-SEP-2008	07:15:39			H1
48	KVXM0	1	03-SEP-2008	07:16:44	8246022	8H28126	H1
49	KVXM0F	1	03-SEP-2008	07:17:51	8246022	8H28126	H1
50	KVXM2	1	03-SEP-2008	07:18:58	8246022	8H28126	H1
51	KVXM2F	1	03-SEP-2008	07:20:12	8246022	8H28126	H1
52	KVXM3	1	03-SEP-2008	07:21:28	8246022	8H28126	H1
53	CK2CCV	1	03-SEP-2008	07:24:39			H1
54	CK1CCB	1	03-SEP-2008	07:25:45			H1
55	KVXM3F	1	03-SEP-2008	07:27:01	8246022	8H28126	H1
56	KV118	1	03-SEP-2008	07:28:38	8246022	8H28126	H1
57	KV118F	1	03-SEP-2008	07:29:46	8246022	8H28126	H1
58	KV119	1	03-SEP-2008	07:30:52	8246022	8H28126	H1
59	KV119X	1	03-SEP-2008	07:32:07	8246022	8H28126	H1
60	KV119S	1	03-SEP-2008	07:33:15	8246022	8H28126	H1
61	KV119F	1	03-SEP-2008	07:34:22	8246022	8H28126	H1
62	KV12C	1	03-SEP-2008	07:35:33	8246022	8H28126	H1
63	KV12CF	1	03-SEP-2008	07:37:00	8246022	8H28126	H1
64	KV3T6	1	03-SEP-2008	07:38:07	8246022	8H28126	H1
65	CK2CCV	1	03-SEP-2008	07:39:12			H1
66	CK1CCB	1	03-SEP-2008	07:40:19			H1
67	KV3T6F	1	03-SEP-2008	07:41:26	8246022	8H28126	H1
68	KV3T7	1	03-SEP-2008	07:42:34	8246022	8H28126	H1
69	KV3T7F	1	03-SEP-2008	07:43:42	8246022	8H28126	H1
70	KV4PJB	1	03-SEP-2008	07:44:47	8246023	A8I020000	H1
71	KV4PJC	1	03-SEP-2008	07:45:56	8246023	A8I020000	H1
72	KV2TG	1	03-SEP-2008	07:47:01	8246023	A8H290221	H1
73	KV27A	1	03-SEP-2008	07:48:12	8246023	A8H290285	H1
74	KV27AS	1	03-SEP-2008	07:49:38	8246023	A8H290285	H1
75	KV27AD	1	03-SEP-2008	07:50:44	8246023	A8H290285	H1
76	KV4N6B	1	03-SEP-2008	07:51:50	8246017	A8I020000	H1
77	CK2CCV	1	03-SEP-2008	07:52:59			H1
78	CK1CCB	1	03-SEP-2008	07:54:29			H1
79	KV4N6C	1	03-SEP-2008	07:55:44	8246017	A8I020000	H1
80	KV4N6L	1	03-SEP-2008	07:56:52	8246017	A8I020000	H1
81	KV384	1	03-SEP-2008	07:57:57	8246017	A8H300153	H1
82	KV384F	1	03-SEP-2008	07:59:05	8246017	A8H300153	H1
83	KV39M	1	03-SEP-2008	08:00:11	8246017	A8H300153	H1
84	KV39MF	1	03-SEP-2008	08:01:29	8246017	A8H300153	H1
85	KV4PEB	1	03-SEP-2008	08:02:47	8246021	A8I020000	H1
86	KV4PEC	1	03-SEP-2008	08:04:14	8246021	A8I020000	H1
87	KV4PEL	1	03-SEP-2008	08:05:20	8246021	A8I020000	H1
88	KV392	1	03-SEP-2008	08:06:39	8246021	A8H300153	H1

(continued)

```
:       Instrument Upload                                    Run Log - Page  3 :
:       Started Wed Sep  3 07:07:52 2008 by LISTM                              :
:       Data File: UPL$CAN_DATA_ROOT:<LHG>HG10903A.PRN;1                       :
```

#	WorkOrder	Dilution	Date	Time	Batch	Lot	Instrument
89	CK2CCV	1	03-SEP-2008	08:07:46			H1
90	CK1CCB	1	03-SEP-2008	08:09:13			H1
91	KV392F	1	03-SEP-2008	08:10:29	8246021	A8H300153	H1
92	KV399	1	03-SEP-2008	08:11:35	8246021	A8H300153	H1
93	KV399F	1	03-SEP-2008	08:12:44	8246021	A8H300153	H1
94	KV39T	1	03-SEP-2008	08:14:21	8246021	A8H300153	H1
95	KV39TF	1	03-SEP-2008	08:15:28	8246021	A8H300153	H1
96	KV39W	1	03-SEP-2008	08:16:40	8246021	A8H300153	H1
97	KV39WF	1	03-SEP-2008	08:17:49	8246021	A8H300153	H1
98	KV4AD	1	03-SEP-2008	08:19:05	8246021	A8H300153	H1
99	KV4ADF	1	03-SEP-2008	08:20:25	8246021	A8H300153	H1
100	KV4AE	1	03-SEP-2008	08:21:45	8246021	A8H300153	H1
101	CK2CCV	1	03-SEP-2008	08:23:11			H1
102	CK1CCB	1	03-SEP-2008	08:24:21			H1
103	KV4AEF	1	03-SEP-2008	08:25:27	8246021	A8H300153	H1
104	KV4AK	1	03-SEP-2008	08:26:34	8246021	A8H300153	H1
105	KV4AKF	1	03-SEP-2008	08:27:40	8246021	A8H300153	H1
106	KV4AN	1	03-SEP-2008	08:28:50	8246021	A8H300153	H1
107	KV4ANF	1	03-SEP-2008	08:29:58	8246021	A8H300153	H1
108	KV4AR	1	03-SEP-2008	08:31:06	8246021	A8H300153	H1
109	KV4ARF	1	03-SEP-2008	08:32:32	8246021	A8H300153	H1
110	KV4AT	1	03-SEP-2008	08:33:51	8246021	A8H300153	H1
111	KV4ATF	1	03-SEP-2008	08:35:18	8246021	A8H300153	H1
112	CK2CCV	1	03-SEP-2008	08:36:28			H1
113	CK1CCB	1	03-SEP-2008	08:37:43			H1

End of Report

: Instrument Upload Run Log - Page 1 :
: Started Mon Sep 8 05:18:27 2008 by LISTM :
: Data File: UPL$CAN_DATA_ROOT:<LHG>HG10905A.PRN;1 :

#	WorkOrder	Dilution	Date	Time	Batch	Lot	Instrument
1	STD1REP1	1	05-SEP-2008	11:48:18			H1
2	STD2REP1	1	05-SEP-2008	11:49:28			H1
3	STD3REP1	1	05-SEP-2008	11:50:38			H1
4	STD4REP1	1	05-SEP-2008	11:51:43			H1
5	STD5REP1	1	05-SEP-2008	11:53:02			H1
6	STD6REP1	1	05-SEP-2008	11:54:10			H1
7	CK5ICV	1	05-SEP-2008	11:55:30			H1
8	CK4ICB	1	05-SEP-2008	11:56:57			H1
9	CK3CRA\MRL	1	05-SEP-2008	11:58:04			H1
10	CK2CCV	1	05-SEP-2008	11:59:24			H1
11	CK1CCB	1	05-SEP-2008	12:00:41			H1
12	KV47HBT	1	05-SEP-2008	12:01:58	8247016	A8I020000	H1
13	KV54WBT	1	05-SEP-2008	12:03:02	8247016	A8I030000	H1
14	KV54WCT	1	05-SEP-2008	12:04:27	8247016	A8I030000	H1
15	KVWNNT	1	05-SEP-2008	12:05:37	8247016	A8H270266	H1
16	KVWNNTS	1	05-SEP-2008	12:06:55	8247016	A8H270266	H1
17	KVWNNTD	1	05-SEP-2008	12:08:03	8247016	A8H270266	H1
18	KV19WT	1	05-SEP-2008	12:09:14	8247016	A8H290148	H1
19	KVV5XT	1	05-SEP-2008	12:10:19	8247016	A8H270198	H1
20	KVV5AT	1	05-SEP-2008	12:11:26	8247016	A8H270198	H1
21	KVV53T	1	05-SEP-2008	12:12:43	8247016	A8H270198	H1
22	CK2CCV	1	05-SEP-2008	12:14:10			H1
23	CK1CCB	1	05-SEP-2008	12:15:28			H1
24	KV19ET	1	05-SEP-2008	12:17:06	8247016	A8H290148	H1
25	KV16AT	1	05-SEP-2008	12:18:11	8247016	A8H290138	H1
26	KV69KBT	1	05-SEP-2008	12:19:17	8248018	A8I030000	H1
27	KV8HKBT	1	05-SEP-2008	12:20:32	8248018	A8I040000	H1
28	KV8HKCT	1	05-SEP-2008	12:21:56	8248018	A8I040000	H1
29	KV8HKLT	1	05-SEP-2008	12:23:02	8248018	A8I040000	H1
30	KV5FXT	1	05-SEP-2008	12:24:08	8248018	A8I020142	H1
31	KV490T	1	05-SEP-2008	12:25:35	8248017	A8I020128	H1
32	KVP0ET	1	05-SEP-2008	12:26:40	8247016	A8H250123	H1
33	KV353T	1	05-SEP-2008	12:27:45	8247016	A8H300143	H1
34	CK2CCV	1	05-SEP-2008	12:29:12			H1
35	CK1CCB	1	05-SEP-2008	12:30:38			H1
36	KV36DT	1	05-SEP-2008	12:31:48	8247016	A8H300143	H1
37	KVV50T	1	05-SEP-2008	12:32:57	8247016	A8H270198	H1
38	KV36FT	1	05-SEP-2008	12:34:23	8247016	A8H300143	H1
39	KV8HAB	1	05-SEP-2008	12:35:37	8248014	A8I040000	H1
40	KV8HAC	1	05-SEP-2008	12:36:53	8248014	A8I040000	H1
41	KV75MF	1	05-SEP-2008	12:38:08	8248014	A8I030288	H1
42	KV75MFS	1	05-SEP-2008	12:39:23	8248014	A8I030288	H1
43	KV75MFD	1	05-SEP-2008	12:40:32	8248014	A8I030288	H1
44	KV75QF	1	05-SEP-2008	12:41:57	8248014	A8I030288	H1

(continued)

#	WorkOrder	Dilution	Date	Time	Batch	Lot	Instrument
45	KV620	1	05-SEP-2008	12:43:03	8248014	8I02150	H1
46	CK2CCV	1	05-SEP-2008	12:44:11			H1
47	CK1CCB	1	05-SEP-2008	12:45:18			H1
48	KV4RLB	1	05-SEP-2008	12:46:24	8247015	A8I020000	H1
49	KV54TB	1	05-SEP-2008	12:47:41	8247015	A8I030000	H1
50	KV54TC	1	05-SEP-2008	12:48:50	8247015	A8I030000	H1
51	KV54TL	1	05-SEP-2008	12:49:56	8247015	A8I030000	H1
52	KV22E	1	05-SEP-2008	12:51:31	8247015	A8H290263	H1
53	KV54QB	1	05-SEP-2008	12:52:40	8247014	A8I030000	H1
54	KV54QC	1	05-SEP-2008	12:53:51	8247014	A8I030000	H1
55	KV5JE	1	05-SEP-2008	12:54:58	8247014	A8I020149	H1
56	KV5JES	1	05-SEP-2008	12:56:05	8247014	A8I020149	H1
57	KV5JED	1	05-SEP-2008	12:57:26	8247014	A8I020149	H1
58	CK2CCV	1	05-SEP-2008	12:58:34			H1
59	CK1CCB	1	05-SEP-2008	12:59:38			H1
60	KV5V7	1	05-SEP-2008	13:00:47	8247014	A8I020180	H1
61	KV5V9	1	05-SEP-2008	13:01:58	8247014	A8I020180	H1
62	KV5WA	1	05-SEP-2008	13:03:05	8247014	A8I020180	H1
63	KV5WC	1	05-SEP-2008	13:04:11	8247014	A8I020180	H1
64	KV5WD	1	05-SEP-2008	13:05:17	8247014	A8I020180	H1
65	KV5WE	1	05-SEP-2008	13:06:22	8247014	A8I020180	H1
66	KV69HBT	1	05-SEP-2008	13:07:37	8248015	A8I030000	H1
67	KV8HDBT	1	05-SEP-2008	13:08:53	8248015	A8I040000	H1
68	KV8HDCT	1	05-SEP-2008	13:10:12	8248015	A8I040000	H1
69	KV49NT	1	05-SEP-2008	13:11:19	8248015	A8I020125	H1
70	CK2CCV	1	05-SEP-2008	13:12:36			H1
71	CK1CCB	1	05-SEP-2008	13:13:43			H1
72	KV49NTS	1	05-SEP-2008	13:14:59	8248015	A8I020125	H1
73	KV49NTD	1	05-SEP-2008	13:16:07	8248015	A8I020125	H1
74	KV69EBT	1	05-SEP-2008	13:17:15	8248016	A8I030000	H1
75	KV8HFBT	1	05-SEP-2008	13:18:26	8248016	A8I040000	H1
76	KV8HFCT	1	05-SEP-2008	13:19:33	8248016	A8I040000	H1
77	KV5AET	1	05-SEP-2008	13:20:59	8248016	A8I020130	H1
78	KV5AETS	1	05-SEP-2008	13:22:04	8248016	A8I020130	H1
79	KV5AETD	1	05-SEP-2008	13:23:42	8248016	A8I020130	H1
80	KV5A1T	1	05-SEP-2008	13:24:52	8248016	A8I020130	H1
81	KV5A3T	1	05-SEP-2008	13:26:00	8248016	A8I020130	H1
82	CK2CCV	1	05-SEP-2008	13:27:31			H1
83	CK1CCB	1	05-SEP-2008	13:28:45			H1
84	KV5ART	1	05-SEP-2008	13:29:51	8248016	A8I020130	H1
85	KV5C2T	1	05-SEP-2008	13:31:03	8248016	A8I020134	H1
86	KV5C3T	1	05-SEP-2008	13:32:13	8248016	A8I020134	H1
87	KV5CJT	1	05-SEP-2008	13:33:20	8248016	A8I020134	H1
88	KV5CTT	1	05-SEP-2008	13:34:36	8248016	A8I020134	H1

(continued)

#	WorkOrder	Dilution	Date	Time	Batch	Lot	Instrument
89	KV8G8B	1	05-SEP-2008	13:35:45	8248013	A8I040000	H1
90	KV8G8C	1	05-SEP-2008	13:36:53	8248013	A8I040000	H1
91	KV6DR	1	05-SEP-2008	13:37:59	8248013	8H28126	H1
92	KV6DRX	1	05-SEP-2008	13:39:07	8248013	8H28126	H1
93	KV6DRS	1	05-SEP-2008	13:40:15	8248013	8H28126	H1
94	CK2CCV	1	05-SEP-2008	13:41:31			H1
95	CK1CCB	1	05-SEP-2008	13:42:40			H1
96	KV6DRF	1	05-SEP-2008	13:44:00	8248013	8H28126	H1
97	KV6D9	1	05-SEP-2008	13:45:06	8248013	8H28126	H1
98	KV6D9F	1	05-SEP-2008	13:46:13	8248013	8H28126	H1
99	KV6EC	1	05-SEP-2008	13:47:22	8248013	8H28126	H1
100	KV6ECF	1	05-SEP-2008	13:48:31	8248013	8H28126	H1
101	KV4PJB	1	05-SEP-2008	13:49:50	8246023	A8I020000	H1
102	KV4PJC	1	05-SEP-2008	13:50:57	8246023	A8I020000	H1
103	KV2TG	1	05-SEP-2008	13:52:04	8246023	A8H290221	H1
104	KV27A	1	05-SEP-2008	13:53:21	8246023	A8H290285	H1
105	KV27AS	1	05-SEP-2008	13:54:41	8246023	A8H290285	H1
106	CK2CCV	1	05-SEP-2008	13:55:51			H1
107	CK1CCB	1	05-SEP-2008	13:57:00			H1
108	KV27AD	1	05-SEP-2008	13:58:44	8246023	A8H290285	H1
109	CK2CCV	1	05-SEP-2008	13:59:52			H1
110	CK1CCB	1	05-SEP-2008	14:01:02			H1
111	CK2CCV	1	05-SEP-2008	15:08:13			H1
112	CK1CCB	1	05-SEP-2008	15:09:43			H1
113	KWA0WB	1	05-SEP-2008	15:10:49	8249013	A8I050000	H1
114	KWA0WC	1	05-SEP-2008	15:11:54	8249013	A8I050000	H1
115	KV8WX	1	05-SEP-2008	15:13:28	8249013	8H28126	H1
116	KV8WXX	1	05-SEP-2008	15:14:43	8249013	8H28126	H1
117	KV8WXS	1	05-SEP-2008	15:15:48	8249013	8H28126	H1
118	KV8WXF	1	05-SEP-2008	15:17:13	8249013	8H28126	H1
119	KWA02B	1	05-SEP-2008	15:18:30	8249015	A8I050000	H1
120	KWA02C	1	05-SEP-2008	15:19:41	8249015	A8I050000	H1
121	KV9D1	1	05-SEP-2008	15:21:37	8249015	A8I040177	H1
122	KV9D1S	1	05-SEP-2008	15:22:43	8249015	A8I040177	H1
123	CK2CCV	1	05-SEP-2008	15:23:50			H1
124	CK1CCB	1	05-SEP-2008	15:24:55			H1
125	KV9D1D	1	05-SEP-2008	15:26:00	8249015	A8I040177	H1
126	KV8WABT	1	05-SEP-2008	15:27:26	8249018	A8I040000	H1
127	KWA08BT	1	05-SEP-2008	15:29:10	8249018	A8I050000	H1
128	KWA08CT	1	05-SEP-2008	15:30:15	8249018	A8I050000	H1
129	KV9JGT	1	05-SEP-2008	15:31:29	8249018	A8I040192	H1
130	KV9JGTS	1	05-SEP-2008	15:33:04	8249018	A8I040192	H1
131	KV9JGTD	1	05-SEP-2008	15:34:24	8249018	A8I040192	H1
132	KV746T	1	05-SEP-2008	15:35:43	8249018	A8I030284	H1

(continued)

#	WorkOrder	Dilution	Date	Time	Batch	Lot	Instrument
133	KV8VRT	1	05-SEP-2008	15:36:50	8249018	A8I040129	H1
134	KV8VXT	1	05-SEP-2008	15:37:55	8249018	A8I040129	H1
135	CK2CCV	1	05-SEP-2008	15:39:00			H1
136	CK1CCB	1	05-SEP-2008	15:40:21			H1

End of Report

: Instrument Upload Run Log - Page 1 :
: Started Wed Sep 10 05:32:48 2008 by LISTM :
: Data File: UPL$CAN_DATA_ROOT:<LHG>HG10909A.PRN;1 :

#	WorkOrder	Dilution	Date	Time	Batch	Lot	Instrument
1	STD1REP1	1	09-SEP-2008	08:36:19			H1
2	STD2REP1	1	09-SEP-2008	08:37:39			H1
3	STD3REP1	1	09-SEP-2008	08:38:44			H1
4	STD4REP1	1	09-SEP-2008	08:40:02			H1
5	STD5REP1	1	09-SEP-2008	08:41:09			H1
6	STD6REP1	1	09-SEP-2008	08:42:16			H1
7	CK5ICV	1	09-SEP-2008	08:43:28			H1
8	CK4ICB	1	09-SEP-2008	08:44:44			H1
9	CK3CRA\MRL	1	09-SEP-2008	08:45:49			H1
10	CK2CCV	1	09-SEP-2008	08:46:57			H1
11	CK1CCB	1	09-SEP-2008	08:48:02			H1
12	KWFFFB	1	09-SEP-2008	08:49:20	8252016	A8I080000	H1
13	KWFFFC	1	09-SEP-2008	08:50:24	8252016	A8I080000	H1
14	KWCQ8	1	09-SEP-2008	08:51:30	8252016	A8I050175	H1
15	KWCQ8S	1	09-SEP-2008	08:52:34	8252016	A8I050175	H1
16	KWCQ8D	1	09-SEP-2008	08:53:59	8252016	A8I050175	H1
17	KWCXD	1	09-SEP-2008	08:55:04	8252016	A8I050188	H1
18	KWCW5	1	09-SEP-2008	08:56:08	8252016	A8I050193	H1
19	CK2CCV	1	09-SEP-2008	08:57:14			H1
20	CK1CCB	1	09-SEP-2008	08:58:40			H1
21	CK2CCV	1	09-SEP-2008	12:50:19			H1
22	CK1CCB	1	09-SEP-2008	12:51:26			H1
23	KWGM0B	1	09-SEP-2008	12:52:30	8253017	A8I090000	H1
24	KWGM0C	1	09-SEP-2008	12:53:37	8253017	A8I090000	H1
25	KWEG0	1	09-SEP-2008	12:55:32	8253017	8I04142	H1
26	KWEG1	1	09-SEP-2008	12:56:46	8253017	8I04142	H1
27	CK2CCV	1	09-SEP-2008	12:58:05			H1
28	CK1CCB	1	09-SEP-2008	12:59:35			H1
29	KWEGC	1	09-SEP-2008	13:00:40	8253017	8I04142	H1
30	KWEGJ	1	09-SEP-2008	13:01:45	8253017	8I04142	H1
31	KWEGL	1	09-SEP-2008	13:02:51	8253017	8I04142	H1
32	KWEGR	1	09-SEP-2008	13:03:57	8253017	8I04142	H1
33	KWEGT	1	09-SEP-2008	13:05:15	8253017	8I04142	H1
34	KWEGW	1	09-SEP-2008	13:06:20	8253017	8I04142	H1
35	KWEGX	1	09-SEP-2008	13:07:38	8253017	8I04142	H1
36	KWEGXS	1	09-SEP-2008	13:08:42	8253017	8I04142	H1
37	KWEGXD	1	09-SEP-2008	13:10:08	8253017	8I04142	H1
38	KWGMTB	1	09-SEP-2008	13:11:33	8253014	A8I090000	H1
39	CK2CCV	1	09-SEP-2008	13:12:38			H1
40	CK1CCB	1	09-SEP-2008	13:13:53			H1
41	KWGMTC	1	09-SEP-2008	13:14:58	8253014	A8I090000	H1
42	KWEFC 091008	1	09-SEP-2008	13:16:13	8253014	8H28126	H1
43	KWEFCXD KW	1	09-SEP-2008	13:17:19	8253014	8H28126	H1
44	KWEFCS	1	09-SEP-2008	13:18:24	8253014	8H28126	H1

(continued)

#	WorkOrder	Dilution	Date	Time	Batch	Lot	Instrument
45	KWEFCF	1	09-SEP-2008	13:19:39	8253014	8H28126	H1
46	KWC87	1	09-SEP-2008	13:20:50	8253014	8I05251	H1
47	KWC9D	1	09-SEP-2008	13:22:07	8253014	8I05251	H1
48	KWEW9	1	09-SEP-2008	13:23:17	8253014	8I05251	H1
49	KWEW9S	1	09-SEP-2008	13:24:38	8253014	8I05251	H1
50	KWEW9D	1	09-SEP-2008	13:25:48	8253014	8I05251	H1
51	CK2CCV	1	09-SEP-2008	13:26:55			H1
52	CK1CCB	1	09-SEP-2008	13:28:14			H1
53	KWEXQ	1	09-SEP-2008	13:29:44	8253014	8I05251	H1
54	KWEXT	1	09-SEP-2008	13:31:08	8253014	8I05251	H1
55	KWGMWB	1	09-SEP-2008	13:32:14	8253015	A8I090000	H1
56	KWGMWC	1	09-SEP-2008	13:33:21	8253015	A8I090000	H1
57	KWEH1	1	09-SEP-2008	13:34:39	8253015	A8I060132	H1
58	KWEH1S	1	09-SEP-2008	13:35:44	8253015	A8I060132	H1
59	KWEH1D	1	09-SEP-2008	13:36:50	8253015	A8I060132	H1
60	KWEH7	1	09-SEP-2008	13:38:07	8253015	A8I060132	H1
61	KWEH9	1	09-SEP-2008	13:39:13	8253015	A8I060132	H1
62	KWEJ0	1	09-SEP-2008	13:40:19	8253015	A8I060132	H1
63	CK2CCV	1	09-SEP-2008	13:41:26			H1
64	CK1CCB	1	09-SEP-2008	13:42:42			H1
65	KWEJA	1	09-SEP-2008	13:43:46	8253015	A8I060132	H1
66	KWEJD	1	09-SEP-2008	13:44:51	8253015	A8I060132	H1
67	KWEJE	1	09-SEP-2008	13:45:58	8253015	A8I060132	H1
68	KWEJF	1	09-SEP-2008	13:47:13	8253015	A8I060132	H1
69	KWEJG	1	09-SEP-2008	13:48:19	8253015	A8I060132	H1
70	KWEJH	1	09-SEP-2008	13:49:27	8253015	A8I060132	H1
71	KWEJJ	1	09-SEP-2008	13:50:42	8253015	A8I060132	H1
72	KWEJM	1	09-SEP-2008	13:51:48	8253015	A8I060132	H1
73	KWEJN	1	09-SEP-2008	13:52:54	8253015	A8I060132	H1
74	KWEJP	1	09-SEP-2008	13:54:03	8253015	A8I060132	H1
75	CK2CCV	1	09-SEP-2008	13:55:14			H1
76	CK1CCB	1	09-SEP-2008	13:56:19			H1
77	KWEJQ	1	09-SEP-2008	13:57:34	8253015	A8I060132	H1
78	KWEJR	1	09-SEP-2008	13:58:41	8253015	A8I060132	H1
79	KWEJV	1	09-SEP-2008	13:59:56	8253015	A8I060132	H1
80	KWEJW	1	09-SEP-2008	14:01:11	8253015	A8I060132	H1
81	KWEJX	1	09-SEP-2008	14:02:22	8253015	A8I060132	H1
82	KWGM0C	1	09-SEP-2008	14:03:39	8253017	A8I090000	H1
83	CK2CCV	1	09-SEP-2008	14:04:47			H1
84	CK1CCB	1	09-SEP-2008	14:06:14			H1
85	CK2CCV	1	09-SEP-2008	14:36:28			H1
86	CK1CCB	1	09-SEP-2008	14:37:46			H1
87	KWFR2BT	1	09-SEP-2008	14:39:20	8253022	A8I080000	H1
88	KWGNABT	1	09-SEP-2008	14:40:23	8253022	A8I090000	H1

(continued)

#	WorkOrder	Dilution	Date	Time	Batch	Lot	Instrument
89	KWGNACT	1	09-SEP-2008	14:41:30	8253022	A8I090000	H1
90	KV9RAT	1	09-SEP-2008	14:42:45	8253022	A8I040219	H1
91	KV9RATS	1	09-SEP-2008	14:43:50	8253022	A8I040219	H1
92	KV9RATD	1	09-SEP-2008	14:44:55	8253022	A8I040219	H1
93	KV9X8T	1	09-SEP-2008	14:46:15	8253022	A8I040219	H1
94	KV9QMT	10	09-SEP-2008	14:47:21	8253022	A8I040219	H1
95	KV9RDT	10	09-SEP-2008	14:48:26	8253022	A8I040219	H1
96	KWC73T	10	09-SEP-2008	14:49:44	8253022	A8I050245	H1
97	CK2CCV	1	09-SEP-2008	14:50:53			H1
98	CK1CCB	1	09-SEP-2008	14:51:58			H1
99	KWE3MT	10	09-SEP-2008	14:53:06	8253022	A8I060185	H1
100	KWGMTC	1	09-SEP-2008	14:54:14	8253014	A8I090000	H1
101	KWGMWC	1	09-SEP-2008	14:55:22	8253015	A8I090000	H1
102	KWFQABT	1	09-SEP-2008	14:56:40	8253019	A8I080000	H1
103	KWGM6BT	1	09-SEP-2008	14:57:47	8253019	A8I090000	H1
104	KWGM6CT	1	09-SEP-2008	14:58:56	8253019	A8I090000	H1
105	KWDRET	1	09-SEP-2008	15:00:24	8253019	A8I050330	H1
106	KWDRETS	1	09-SEP-2008	15:01:30	8253019	A8I050330	H1
107	KWDRETD	1	09-SEP-2008	15:02:45	8253019	A8I050330	H1
108	KWDT6T	1	09-SEP-2008	15:03:52	8253019	A8I050337	H1
109	CK2CCV	1	09-SEP-2008	15:05:10			H1
110	CK1CCB	1	09-SEP-2008	15:06:28			H1
111	KWCLQT	1	09-SEP-2008	15:07:34	8253019	A8I050158	H1
112	KV9QFT	1	09-SEP-2008	15:08:55	8253019	A8I040219	H1
113	KWC79T	1	09-SEP-2008	15:10:01	8253019	A8I050246	H1
114	CRA\MRL	1	09-SEP-2008	15:11:17			H1
115	CK2CCV	1	09-SEP-2008	15:12:48			H1
116	CK1CCB	1	09-SEP-2008	15:13:55			H1

End of Report

: Instrument Upload Run Log - Page 1 :
: Started Fri Sep 12 06:32:20 2008 by TOTHR :
: Data File: UPL$CAN_DATA_ROOT:<LHG>HG40911C.PRN;1 :

#	WorkOrder	Dilution	Date	Time	Batch	Lot	Instrument
1	WATER		12-SEP-2008				H4
2	STD01REP1	1	11-SEP-2008	10:59:47			H4
3	STD02REP1	1	11-SEP-2008	11:01:47			H4
4	STD03REP1	1	11-SEP-2008	11:03:46			H4
5	STD04REP1	1	11-SEP-2008	11:05:58			H4
6	STD05REP1	1	11-SEP-2008	11:09:11			H4
7	STD06REP1	1	11-SEP-2008	11:11:54			H4
8	CK2ICV	1	11-SEP-2008	11:14:05			H4
9	STD01REP1	1	11-SEP-2008	11:22:41			H4
10	STD02REP1	1	11-SEP-2008	11:24:39			H4
11	STD03REP1	1	11-SEP-2008	11:26:49			H4
12	STD04REP1	1	11-SEP-2008	11:28:49			H4
13	STD05REP1	1	11-SEP-2008	11:31:08			H4
14	STD06REP1	1	11-SEP-2008	11:33:31			H4
15	CK2ICV	1	11-SEP-2008	11:35:33			H4
16	CK3ICB	1	11-SEP-2008	11:37:32			H4
17	CK4CRA\MRL	1	11-SEP-2008	11:39:31			H4
18	CK6CCV	1	11-SEP-2008	11:42:08			H4
19	CK5CCB	1	11-SEP-2008	11:44:16			H4
20	KWJVLBF	1	11-SEP-2008	11:46:19	8254010	A8I100000	H4
21	KWJVLCF	1	11-SEP-2008	11:48:38	8254010	A8I100000	H4
22	KWHNR	1	11-SEP-2008	11:50:39	8254010	A8I090214	H4
23	KWHNRS	1	11-SEP-2008	11:52:43	8254010	A8I090214	H4
24	KWHNRD	1	11-SEP-2008	11:54:42	8254010	A8I090214	H4
25	KWHNRF	1	11-SEP-2008	11:56:41	8254010	A8I090214	H4
26	KWJVNB	1	11-SEP-2008	11:58:39	8254011	A8I100000	H4
27	KWJVNC	1	11-SEP-2008	12:00:44	8254011	A8I100000	H4
28	KWAA9	1	11-SEP-2008	12:03:25	8254011	A8I040275	H4
29	KWAA9S	1	11-SEP-2008	12:05:28	8254011	A8I040275	H4
30	CK6CCV	1	11-SEP-2008	12:07:31			H4
31	CK5CCB	1	11-SEP-2008	12:09:43			H4
32	KWAA9D	1	11-SEP-2008	12:11:42	8254011	A8I040275	H4
33	KWH7D	1	11-SEP-2008	12:13:42	8254011	A8I090264	H4
34	KWG3K	1	11-SEP-2008	12:16:24	8254011	A8I090134	H4
35	CK6CCV	1	11-SEP-2008	12:20:13			H4
36	CK5CCB	1	11-SEP-2008	12:23:13			H4
37	KWH61	1	11-SEP-2008	12:25:16	8254011	A8I090264	H4
38	KWHNCBT	1	11-SEP-2008	12:27:24	8254012	A8I090000	H4
39	KWJVQBT	1	11-SEP-2008	12:29:37	8254012	A8I100000	H4
40	KWJVQCT	1	11-SEP-2008	12:32:26	8254012	A8I100000	H4
41	KWGW6T	1	11-SEP-2008	12:34:28	8254012	A8I090117	H4
42	KWGW6TS	1	11-SEP-2008	12:36:37	8254012	A8I090117	H4
43	KWGW6TD	1	11-SEP-2008	12:39:32	8254012	A8I090117	H4
44	KWHM8BT	1	11-SEP-2008	12:41:32	8254014	A8I090000	H4

(continued)

: Instrument Upload Run Log - Page 2 :
: Started Fri Sep 12 06:32:20 2008 by TOTHR :
: Data File: UPL$CAN_DATA_ROOT:<LHG>HG40911C.PRN;1 :

#	WorkOrder	Dilution	Date	Time	Batch	Lot	Instrument
45	KWJVWBT	1	11-SEP-2008	12:43:52	8254014	A8I100000	H4
46	KWJVWCT	1	11-SEP-2008	12:45:55	8254014	A8I100000	H4
47	CK6CCV	1	11-SEP-2008	12:48:28			H4
48	CK5CCB	1	11-SEP-2008	12:50:26			H4
49	KWJVWLT	1	11-SEP-2008	12:52:23	8254014	A8I100000	H4
50	KWG06T	10	11-SEP-2008	12:54:43	8254014	A8I090124	H4
51	KWG07T	10	11-SEP-2008	12:56:52	8254014	A8I090124	H4
52	KWGMWCF	1	11-SEP-2008	12:58:51			H4
53	KWEJN	1	11-SEP-2008	13:01:30	8253015	A8I060132	H4
54	KWGMTCF	1	11-SEP-2008	13:03:41	8253014	A8I090000	H4
55	KWEFC	1	11-SEP-2008	13:06:30	8253014	8H28126	H4
56	CK6CCV	1	11-SEP-2008	13:08:51			H4
57	CK5CCB	1	11-SEP-2008	13:11:01			H4
58	CK6CCV	1	11-SEP-2008	13:15:31			H4
59	CK5CCB	1	11-SEP-2008	13:17:30			H4
60	CK6CCV	1	11-SEP-2008	13:24:37			H4
61	CK5CCB	1	11-SEP-2008	13:26:41			H4
62	KWKC7BT	1	11-SEP-2008	13:29:13	8255013	A8I100000	H4
63	KWMQCBT	1	11-SEP-2008	13:31:13	8255013	A8I110000	H4
64	KWMQCCT	1	11-SEP-2008	13:33:13	8255013	A8I110000	H4
65	KWG9ET	1	11-SEP-2008	13:35:33	8255013	A8I090170	H4
66	KWG9ETS	1	11-SEP-2008	13:37:34	8255013	A8I090170	H4
67	KWG9ETD	1	11-SEP-2008	13:39:36	8255013	A8I090170	H4
68	KWG9GT	1	11-SEP-2008	13:41:58	8255013	A8I090170	H4
69	KWG9JT	1	11-SEP-2008	13:44:32	8255013	A8I090170	H4
70	KWMP9B	1	11-SEP-2008	13:46:43	8255012	A8I110000	H4
71	KWMP9C	1	11-SEP-2008	13:48:51	8255012	A8I110000	H4
72	CK6CCV	1	11-SEP-2008	13:50:59			H4
73	CK5CCB	1	11-SEP-2008	13:53:18			H4
74	KWK9W	1	11-SEP-2008	13:55:17	8255012	8I10244	H4
75	KWK9WS	1	11-SEP-2008	13:57:26	8255012	8I10244	H4
76	KWK9WD	1	11-SEP-2008	13:59:24	8255012	8I10244	H4
77	KWLEN	1	11-SEP-2008	14:01:22	8255012	A8I100260	H4
78	KWJ82	1	11-SEP-2008	14:03:56	8255012	A8I100123	H4
79	KWKTJ	10	11-SEP-2008	14:05:55	8255012	A8I100179	H4
80	CK6CCV	1	11-SEP-2008	14:07:54			H4
81	CK5CCB	1	11-SEP-2008	14:10:27			H4

End of Report

: Instrument Upload Run Log - Page 1 :
: Started Mon Sep 8 06:16:39 2008 by COUNTSK :
: Data File: UPL$CAN_DATA_ROOT:<REP>I80905A.CSV;1 :

#	WorkOrder	Dilution	Date	Time	Batch	Lot	Instrument
	090808ku			07:41 090808			
1	~~CCB~~ STD1	1	05-SEP-2008	~~14:02:39~~	ku		I8
2	STD2	1	05-SEP-2008	07:45:54			I8
3	STD3	1	05-SEP-2008	07:51:47			I8
4	STD4	1	05-SEP-2008	07:58:00			I8
5	ICV	1	05-SEP-2008	08:02:06			I8
6	ICB	1	05-SEP-2008	08:08:19			I8
7	CRI	1	05-SEP-2008	08:12:17			I8
8	ICSA	1	05-SEP-2008	08:16:21			I8
9	ICSAB	1	05-SEP-2008	08:20:23			I8
10	CCV	1	05-SEP-2008	08:26:37			I8
11	CCB	1	05-SEP-2008	08:32:48			I8
12	KV4N6C	1	05-SEP-2008	08:36:46	8246017	A8I020000	I8
13	KVT8AC	1	05-SEP-2008	08:50:12	8240011	A8H270000	I8
14	KV4PGB	1	05-SEP-2008	08:56:24	8246022	A8I020000	I8
15	KV4PGC	1	05-SEP-2008	09:01:45	8246022	A8I020000	I8
16	KVXM0	1	05-SEP-2008	09:07:57	8246022	8H28126	I8
17	KVXM0L	1	05-SEP-2008	09:11:55			I8
18	KVXM0F	1	05-SEP-2008	09:15:57	8246022	8H28126	I8
19	KVXM2	1	05-SEP-2008	09:19:59	8246022	8H28126	I8
20	KVXM2F	1	05-SEP-2008	09:24:02	8246022	8H28126	I8
21	KVXM3	1	05-SEP-2008	09:28:04	8246022	8H28126	I8
22	CCV	1	05-SEP-2008	09:32:02			I8
23	CCB	1	05-SEP-2008	09:38:13			I8
24	KVXM3F	1	05-SEP-2008	09:42:12	8246022	8H28126	I8
25	KV118	1	05-SEP-2008	09:46:12	8246022	8H28126	I8
26	KV118F	1	05-SEP-2008	09:50:11	8246022	8H28126	I8
27	KV119	1	05-SEP-2008	09:54:09	8246022	8H28126	I8
28	KV119X	1	05-SEP-2008	09:58:08	8246022	8H28126	I8
29	KV119S	1	05-SEP-2008	10:02:06	8246022	8H28126	I8
30	KV119F	1	05-SEP-2008	10:08:20	8246022	8H28126	I8
31	KV12C	1	05-SEP-2008	10:12:23	8246022	8H28126	I8
32	KV12CF	1	05-SEP-2008	10:16:23	8246022	8H28126	I8
33	KV3T6	1	05-SEP-2008	10:20:32	8246022	8H28126	I8
34	CCV	1	05-SEP-2008	10:24:31			I8
35	CCB	1	05-SEP-2008	10:30:42			I8
36	KV3T6F	1	05-SEP-2008	10:34:41	8246022	8H28126	I8
37	KV3T7	1	05-SEP-2008	10:38:42	8246022	8H28126	I8
38	KV3T7F	1	05-SEP-2008	10:42:45	8246022	8H28126	I8
39	KV4PEB	1	05-SEP-2008	10:46:54	8246021	A8I020000	I8
40	KV4PEC	1	05-SEP-2008	10:50:54	8246021	A8I020000	I8
41	KV4PEL	1	05-SEP-2008	10:57:07	8246021	A8I020000	I8
42	KV39T	1	05-SEP-2008	11:03:19	8246021	A8H300153	I8
43	KV39TL	1	05-SEP-2008	11:07:20			I8
44	KV39TF	1	05-SEP-2008	11:11:19	8246021	A8H300153	I8

(continued)

#	WorkOrder	Dilution	Date	Time	Batch	Lot	Instrument
45	KV39W	1	05-SEP-2008	11:15:18	8246021	A8H300153	I8
46	CCV	1	05-SEP-2008	11:19:21			I8
47	CCB	1	05-SEP-2008	11:25:32			I8
48	KV39WF	1	05-SEP-2008	11:29:30	8246021	A8H300153	I8
49	KV392	1	05-SEP-2008	11:33:34	8246021	A8H300153	I8
50	KV392F	1	05-SEP-2008	11:37:37	8246021	A8H300153	I8
51	KV399	1	05-SEP-2008	11:41:37	8246021	A8H300153	I8
52	KV399F	1	05-SEP-2008	11:45:37	8246021	A8H300153	I8
53	KV4AD	1	05-SEP-2008	11:49:42	8246021	A8H300153	I8
54	KV4ADF	1	05-SEP-2008	11:53:49	8246021	A8H300153	I8
55	KV4AE	1	05-SEP-2008	11:57:47	8246021	A8H300153	I8
56	KV4AEF	1	05-SEP-2008	12:01:46	8246021	A8H300153	I8
57	KV4AK	1	05-SEP-2008	12:05:49	8246021	A8H300153	I8
58	CCV	1	05-SEP-2008	12:09:49			I8
59	CCB	1	05-SEP-2008	12:16:00			I8
60	KV4AKF	1	05-SEP-2008	12:19:59	8246021	A8H300153	I8
61	KV4AN	1	05-SEP-2008	12:23:58	8246021	A8H300153	I8
62	KV4ANF	1	05-SEP-2008	12:27:58	8246021	A8H300153	I8
63	KV4AR	1	05-SEP-2008	12:31:59	8246021	A8H300153	I8
64	KV4ARF	1	05-SEP-2008	12:35:59	8246021	A8H300153	I8
65	KV4AT	1	05-SEP-2008	12:40:01	8246021	A8H300153	I8
66	KV4ATF	1	05-SEP-2008	12:44:02	8246021	A8H300153	I8
67	KV540B	1	05-SEP-2008	12:48:03	8247017	A8I030000	I8
68	KV540C	1	05-SEP-2008	12:52:03	8247017	A8I030000	I8
69	KV5QP	1	05-SEP-2008	12:57:16	8247017	A8I020171	I8
70	CCV	1	05-SEP-2008	13:01:15			I8
71	CCB	1	05-SEP-2008	13:07:27			I8
72	KV5QPL	1	05-SEP-2008	13:11:24			I8
73	KV5QPS	1	05-SEP-2008	13:15:26	8247017	A8I020171	I8
74	KV5QPD	1	05-SEP-2008	13:21:03	8247017	A8I020171	I8
75	KV5QT	1	05-SEP-2008	13:26:49	8247017	A8I020171	I8
76	KV5RJ	1	05-SEP-2008	13:30:51	8247017	A8I020171	I8
77	KV4PWB	1	05-SEP-2008	13:34:53	8246029	A8I020000	I8
78	KV4PWC	1	05-SEP-2008	13:38:55			I8
79	KV2M3	1	05-SEP-2008	13:44:09	8246029	8H29207	I8
80	KV2M9	1	05-SEP-2008	13:48:15	8246029	8H29207	I8
81	KV2ND	1	05-SEP-2008	13:52:27	8246029	8H29207	I8
82	CCV	1	05-SEP-2008	13:56:27			I8
83	CCB	1	05-SEP-2008	14:02:39			I8
84	KV2NE	1	05-SEP-2008	14:06:43	8246029	8H29207	I8
85	KV2NG	1	05-SEP-2008	14:10:44	8246029	8H29207	I8
86	KV2NH	1	05-SEP-2008	14:14:50	8246029	8H29207	I8
87	KV2NHS	1	05-SEP-2008	14:18:57	8246029	8H29207	I8
88	KV2NHD	1	05-SEP-2008	14:24:20	8246029	8H29207	I8

(continued)

#	WorkOrder	Dilution	Date	Time	Batch	Lot	Instrument
89	KV2NR	1	05-SEP-2008	14:30:01	8246029	8H29207	I8
90	KV348	1	05-SEP-2008	14:34:06	8246029	8H29207	I8
91	KV35D	1	05-SEP-2008	14:38:08	8246029	8H29207	I8
92	KV35DL	1	05-SEP-2008	14:42:15			I8
93	KV8HAB	1	05-SEP-2008	14:46:18	8248014	A8I040000	I8
94	CCV	1	05-SEP-2008	14:49:14			I8
95	CCB	1	05-SEP-2008	14:55:28			I8
96	KV8HAC	1	05-SEP-2008	14:59:33	8248014	A8I040000	I8
97	KV75M	1	05-SEP-2008	15:05:50	8248014	A8I030288	I8
98	KV75MS	1	05-SEP-2008	15:09:52	8248014	A8I030288	I8
99	KV75MD	1	05-SEP-2008	15:16:06	8248014	A8I030288	I8
100	KV75QF	1	05-SEP-2008	15:22:21	8248014	A8I030288	I8
101	KV75QFL	1	05-SEP-2008	15:26:21			I8
102	KV6XF	1	05-SEP-2008	15:30:21	8248014	A8I030154	I8
103	KV60C	1	05-SEP-2008	15:34:23	8248014	A8I030154	I8
104	KV60D	1	05-SEP-2008	15:38:24	8248014	A8I030154	I8
105	KV61W	1	05-SEP-2008	15:42:25	8248014	A8I030154	I8
106	CCV	1	05-SEP-2008	15:46:25			I8
107	CCB	1	05-SEP-2008	15:52:36			I8
108	KV612	1	05-SEP-2008	15:56:36	8248014	A8I030154	I8
109	KV617	1	05-SEP-2008	16:00:41	8248014	A8I030154	I8
110	KV618	1	05-SEP-2008	16:04:43	8248014	A8I030154	I8
111	KV619	1	05-SEP-2008	16:08:54	8248014	A8I030154	I8
112	KV62D	1	05-SEP-2008	16:12:55	8248014	A8I030154	I8
113	KV62M	1	05-SEP-2008	16:16:55	8248014	A8I030154	I8
114	KV62N	1	05-SEP-2008	16:20:56	8248014	A8I030154	I8
115	KV7KL	1	05-SEP-2008	16:24:57	8248014	A8I030231	I8
116	KV7M3	1	05-SEP-2008	16:28:58	8248014	A8I030237	I8
117	KV7NE	1	05-SEP-2008	16:32:59	8248014	A8I030237	I8
118	CCV	1	05-SEP-2008	16:36:59			I8
119	CCB	1	05-SEP-2008	16:43:10			I8
120	KV7NG	1	05-SEP-2008	16:47:09	8248014	A8I030237	I8
121	KV7NK	1	05-SEP-2008	16:51:12	8248014	A8I030237	I8
122	KV3T6	1	05-SEP-2008	16:55:13	8246022	8H28126	I8
123	KV4PEB	1	05-SEP-2008	16:59:49	8246021	A8I020000	I8
124	KV4PEC	1	05-SEP-2008	17:04:22	8246021	A8I020000	I8
125	KWA0WB	1	05-SEP-2008	17:11:10	8249013	A8I050000	I8
126	KWA0WC	1	05-SEP-2008	17:15:19	8249013	A8I050000	I8
127	KV9NN	1	05-SEP-2008	17:21:36	8249013	A8I040206	I8
128	KV9NNL	1	05-SEP-2008	17:25:40			I8
129	CCV	1	05-SEP-2008	17:29:46			I8
130	CCB	1	05-SEP-2008	17:35:57			I8
131	KV9NR	1	05-SEP-2008	17:39:57	8249013	A8I040210	I8
132	KV8WX	1	05-SEP-2008	17:43:58	8249013	8H28126	I8

(continued)

: Instrument Upload Run Log - Page 4 :
: Started Mon Sep 8 06:16:39 2008 by COUNTSK :
: Data File: UPL$CAN_DATA_ROOT:<REP>I80905A.CSV;1 :

#	WorkOrder	Dilution	Date	Time	Batch	Lot	Instrument
133	KV8WXF	1	05-SEP-2008	17:47:59	8249013	8H28126	I8
134	KV8WXX	1	05-SEP-2008	17:52:03	8249013	8H28126	I8
135	KV8WXS	1	05-SEP-2008	17:56:10	8249013	8H28126	I8
136	CCV	1	05-SEP-2008	18:02:24			I8
137	CCB	1	05-SEP-2008	18:08:36			I8

End of Report

: Instrument Upload Run Log - Page 1 :
: Started Tue Sep 9 07:47:17 2008 by COUNTSK :
: Data File: UPL$CAN_DATA_ROOT:<REP>I80908A.CSV;1 :

#	WorkOrder	Dilution	Date	Time	Batch	Lot	Instrument
1	~~CRI~~ 090909 STD1	1	08-SEP-2008	~~11:53:18~~ 11:22 090908			I8
2	STD2	1	08-SEP-2008	11:26:41			I8
3	STD3	1	08-SEP-2008	11:32:53			I8
4	STD4	1	08-SEP-2008	11:39:06			I8
5	ICV	1	08-SEP-2008	11:43:07			I8
6	ICB	1	08-SEP-2008	11:49:19			I8
7	CRI	1	08-SEP-2008	11:53:18			I8
8	ICSA	1	08-SEP-2008	11:57:21			I8
9	ICSAB	1	08-SEP-2008	12:01:24			I8
10	CCV	1	08-SEP-2008	12:07:37			I8
11	CCB	1	08-SEP-2008	12:13:49			I8
12	KWA0WB	1	08-SEP-2008	12:17:51	8249013	A8I050000	I8
13	KWA0WC	1	08-SEP-2008	12:21:49	8249013	A8I050000	I8
14	KV9NN	1	08-SEP-2008	12:28:00	8249013	A8I040206	I8
15	KV9NNL	1	08-SEP-2008	12:32:01			I8
16	KV8G8B	1	08-SEP-2008	12:35:59	8248013	A8I040000	I8
17	KV8G8C	1	08-SEP-2008	12:39:58	8248013	A8I040000	I8
18	KV6N1	1	08-SEP-2008	12:46:11	8248013	A8I030110	I8
19	KV6N1L	1	08-SEP-2008	12:50:10			I8
20	KV6N2	1	08-SEP-2008	12:54:12	8248013	A8I030110	I8
21	KV6N3	1	08-SEP-2008	12:58:15	8248013	A8I030110	I8
22	CCV	1	08-SEP-2008	13:02:18			I8
23	CCB	1	08-SEP-2008	13:08:29			I8
24	KV6N4	1	08-SEP-2008	13:12:28	8248013	A8I030110	I8
25	KV6N6	1	08-SEP-2008	13:16:33	8248013	A8I030110	I8
26	KV6N9	1	08-SEP-2008	13:20:32	8248013	A8I030110	I8
27	KV6PD	1	08-SEP-2008	13:24:29	8248013	A8I030110	I8
28	KV6PF	1	08-SEP-2008	13:28:37	8248013	A8I030110	I8
29	KV6PN	1	08-SEP-2008	13:32:34	8248013	A8I030110	I8
30	KV6PP	1	08-SEP-2008	13:36:32	8248013	A8I030110	I8
31	KV6PQ	1	08-SEP-2008	13:40:32	8248013	A8I030110	I8
32	KV640	1	08-SEP-2008	13:44:33	8248013	A8I030110	I8
33	KV6DR	1	08-SEP-2008	13:48:32	8248013	8H28126	I8
34	CCV	1	08-SEP-2008	13:52:33			I8
35	CCB	1	08-SEP-2008	13:58:45			I8
36	KV6DRX	1	08-SEP-2008	14:02:43	8248013	8H28126	I8
37	KV6DRS	1	08-SEP-2008	14:06:43	8248013	8H28126	I8
38	KV6DRF	1	08-SEP-2008	14:12:57	8248013	8H28126	I8
39	KV6D9	1	08-SEP-2008	14:16:57	8248013	8H28126	I8
40	KV6D9F	1	08-SEP-2008	14:20:57	8248013	8H28126	I8
41	KV6EC	1	08-SEP-2008	14:25:06	8248013	8H28126	I8
42	KV6ECF	1	08-SEP-2008	14:29:08	8248013	8H28126	I8
43	KV638B	1	08-SEP-2008	14:33:06	8247297	A8I030000	I8
44	KV638C	1	08-SEP-2008	14:37:04	8247297	A8I030000	I8

(continued)

#	WorkOrder	Dilution	Date	Time	Batch	Lot	Instrument
45	KV6ME	1	08-SEP-2008	14:43:18	8247297	A8I030110	I8
46	CCV	1	08-SEP-2008	14:47:17			I8
47	CCB	1	08-SEP-2008	14:53:29			I8
48	KV6MEL	1	08-SEP-2008	14:57:32			I8
49	KV6MES	1	08-SEP-2008	15:01:32	8247297	A8I030110	I8
50	KV6MED	1	08-SEP-2008	15:07:46	8247297	A8I030110	I8
51	KV6MG	1	08-SEP-2008	15:13:59	8247297	A8I030110	I8
52	KV6MJ	1	08-SEP-2008	15:18:01	8247297	A8I030110	I8
53	KV6MK	1	08-SEP-2008	15:22:02	8247297	A8I030110	I8
54	KV6ML	1	08-SEP-2008	15:26:02	8247297	A8I030110	I8
55	KV6MM	1	08-SEP-2008	15:30:00	8247297	A8I030110	I8
56	KV6MN	1	08-SEP-2008	15:33:58	8247297	A8I030110	I8
57	KV6MQ	1	08-SEP-2008	15:37:57	8247297	A8I030110	I8
58	CCV	1	08-SEP-2008	15:41:56			I8
59	CCB	1	08-SEP-2008	15:48:08			I8
60	KV6MR	1	08-SEP-2008	15:52:07	8247297	A8I030110	I8
61	KV6MT	1	08-SEP-2008	15:56:17	8247297	A8I030110	I8
62	KV6M7	1	08-SEP-2008	16:00:17	8247297	A8I030110	I8
63	KV6NC	1	08-SEP-2008	16:04:17	8247297	A8I030110	I8
64	KV6NE	1	08-SEP-2008	16:08:17	8247297	A8I030110	I8
65	KV6NM	1	08-SEP-2008	16:12:18	8247297	A8I030110	I8
66	KV6NN	1	08-SEP-2008	16:16:18	8247297	A8I030110	I8
67	KV6NQ	1	08-SEP-2008	16:20:19	8247297	A8I030110	I8
68	KV6NV	1	08-SEP-2008	16:24:23	8247297	A8I030110	I8
69	KV6NW	1	08-SEP-2008	16:28:22	8247297	A8I030110	I8
70	CCV	1	08-SEP-2008	16:32:19			I8
71	CCB	1	08-SEP-2008	16:38:31			I8
72	KV6NX	1	08-SEP-2008	16:42:29	8247297	A8I030110	I8
73	KV6N0	1	08-SEP-2008	16:46:27	8247297	A8I030110	I8
74	KV63QB	1	08-SEP-2008	16:50:29	8247291	A8I030000	I8
75	KV63QC	1	08-SEP-2008	16:54:34	8247291	A8I030000	I8
76	KV6LJ	1	08-SEP-2008	17:00:50	8247291	A8I030110	I8
77	KV6LJL	1	08-SEP-2008	17:04:50			I8
78	KV6LJS	1	08-SEP-2008	17:08:51	8247291	A8I030110	I8
79	KV6LJD	1	08-SEP-2008	17:15:07	8247291	A8I030110	I8
80	KV6LL	1	08-SEP-2008	17:21:22	8247291	A8I030110	I8
81	KV6LM	1	08-SEP-2008	17:25:24	8247291	A8I030110	I8
82	CCV	1	08-SEP-2008	17:29:26			I8
83	CCB	1	08-SEP-2008	17:35:37			I8
84	KV6LN	1	08-SEP-2008	17:39:35	8247291	A8I030110	I8
85	KV6LP	1	08-SEP-2008	17:43:36	8247291	A8I030110	I8
86	KV6LQ	1	08-SEP-2008	17:47:35	8247291	A8I030110	I8
87	KV6LR	1	08-SEP-2008	17:51:36	8247291	A8I030110	I8
88	KV6LT	1	08-SEP-2008	17:55:44	8247291	A8I030110	I8

(continued)

```
:       Instrument Upload                                    Run Log - Page  1 :
:       Started Thu Sep 11 06:29:16 2008 by COUNTSK                            :
:       Data File: UPL$CAN_DATA_ROOT:<REP>I80910A.CSV;1                        :
```

#	WorkOrder	Dilution	Date	Time	Batch	Lot	Instrument
1	STD1	1	10-SEP-2008	07:18:55	8253011	A8I060125	I8
2	STD2	1	10-SEP-2008	07:22:53			I8
3	STD3	1	10-SEP-2008	07:29:06			I8
4	STD4	1	10-SEP-2008	07:35:19			I8
5	ICV	1	10-SEP-2008	07:39:20			I8
6	ICB	1	10-SEP-2008	07:45:32			I8
7	CRI	1	10-SEP-2008	07:49:30			I8
8	ICSA	1	10-SEP-2008	07:53:30			I8
9	ICSAB	1	10-SEP-2008	07:57:35			I8
10	CCV	1	10-SEP-2008	08:03:49			I8
11	CCB	1	10-SEP-2008	08:10:01			I8
12	KWGMLB	1	10-SEP-2008	08:13:59	8253010	A8I090000	I8
13	KWGMLC	1	10-SEP-2008	08:17:55	8253010	A8I090000	I8
14	KV8WXR	1	10-SEP-2008	08:24:06	8253010	8H28126	I8
15	KV8WXX	1	10-SEP-2008	08:28:02	8249013	8H28126	I8
16	KV8WXS	1	10-SEP-2008	08:31:59	8249013	8H28126	I8
17	KV8WXFR	1	10-SEP-2008	08:38:12	8253010	8H28126	I8
18	KWGMTB	1	10-SEP-2008	08:42:12	8253014	A8I090000	I8
19	KWGMTC	1	10-SEP-2008	08:46:10	8253014	A8I090000	I8
20	KWEFC	1	10-SEP-2008	08:52:23	8253014	8H28126	I8
21	KWEFCX	1	10-SEP-2008	08:56:30	8253014	8H28126	I8
22	CCV	1	10-SEP-2008	09:00:34			I8
23	CCB	1	10-SEP-2008	09:06:44			I8
24	KWEFCS	1	10-SEP-2008	09:10:44	8253014	8H28126	I8
25	KWEFCF	1	10-SEP-2008	09:16:58	8253014	8H28126	I8
26	KWC87	1	10-SEP-2008	09:20:56	8253014	8I05251	I8
27	KWC9D	1	10-SEP-2008	09:24:53	8253014	8I05251	I8
28	KWEW9	1	10-SEP-2008	09:28:51	8253014	8I05251	I8
29	KWEW9S	1	10-SEP-2008	09:32:48	8253014	8I05251	I8
30	KWEW9D	1	10-SEP-2008	09:39:01	8253014	8I05251	I8
31	KWEXQ	1	10-SEP-2008	09:45:13	8253014	8I05251	I8
32	KWEXT	1	10-SEP-2008	09:49:20	8253014	8I05251	I8
33	KWEXTL	1	10-SEP-2008	09:53:18			I8
34	CCV	1	10-SEP-2008	09:57:22			I8
35	CCB	1	10-SEP-2008	10:03:33			I8
36	KWGM0B	1	10-SEP-2008	10:07:31	8253017	A8I090000	I8
37	KWGM0C	1	10-SEP-2008	10:11:30	8253017	A8I090000	I8
38	KWEGC	1	10-SEP-2008	10:17:44			I8
39	KWEGCL	1	10-SEP-2008	10:21:50			I8
40	KWEGJ	1	10-SEP-2008	10:25:49			I8
41	KWEGL	1	10-SEP-2008	10:29:46			I8
42	KWEGR	1	10-SEP-2008	10:33:43			I8
43	KWEGT	1	10-SEP-2008	10:37:41			I8
44	KWEGW	1	10-SEP-2008	10:41:41			I8

---------- (continued) ----------

PROJ_NO	NSAMPLE	PARA	LAB_RES	VAL_RES	LAB	VAL_	QUAL	MDL	CRDL_	SAMP_DATE	ANAL_DATE	SDG	FRA	DIL_I	UNITS	MEDIA	DEL_	BATCH_NO
01660	DMW-18D-090208	CHROMIUM	0.27	0.27	B	B	A	0.069	2	9/2/2008 0:00	9/8/2008 0:00	8H28126	M	1	UG/L	WATER	0	8248013
01660	DMW-18D-090208	CHROMIUM	0.2	0.2	B	B	A	0.069	2	9/2/2008 0:00	9/8/2008 0:00	8H28126	MF	1	UG/L	WATER	0	8248013
01660	DMW-18I-090208	CHROMIUM	9.3	9.3				0.069	2	9/2/2008 0:00	9/8/2008 0:00	8H28126	M	1	UG/L	WATER	0	8248013
01660	DMW-18I-090208	CHROMIUM	1.6	1.6	B			0.069	2	9/2/2008 0:00	9/8/2008 0:00	8H28126	MF	1	UG/L	WATER	0	8248013
01660	DMW-18S-090208	CHROMIUM	~~6.2~~	3.2				0.069	2	9/2/2008 0:00	9/8/2008 0:00	8H28126	M	1	UG/L	WATER	0	8248013
01660	DMW-18S-090208	CHROMIUM	2	2				0.069	2	9/2/2008 0:00	9/8/2008 0:00	8H28126	MF	1	UG/L	WATER	0	8248013
01660	DMW-2A-082908	CHROMIUM	45.1	45.1	J			0.069	2	8/29/2008 0:00	9/5/2008 0:00	8H28126	M	1	UG/L	WATER	0	8246022
01660	DMW-2A-082908	CHROMIUM	4.2	4.2	J			0.069	2	8/29/2008 0:00	9/5/2008 0:00	8H28126	MF	1	UG/L	WATER	0	8246022
01660	DMW-2B-082908	CHROMIUM	42.1	42.1	J			0.069	2	8/29/2008 0:00	9/5/2008 0:00	8H28126	M	1	UG/L	WATER	0	8246022
01660	DMW-2B-082908	CHROMIUM	0.39	0.39	B	B	A	0.069	2	8/29/2008 0:00	9/5/2008 0:00	8H28126	MF	1	UG/L	WATER	0	8246022
01660	DMW-3D-082708	CHROMIUM	3.6	3.6	J			0.069	2	8/27/2008 0:00	9/5/2008 0:00	8H28126	M	1	UG/L	WATER	0	8246022
01660	DMW-3D-082708	CHROMIUM	1.3	1.3	B			0.069	2	8/27/2008 0:00	9/5/2008 0:00	8H28126	MF	1	UG/L	WATER	0	8246022
01660	DMW-3I-082708	CHROMIUM	6.5	6.5	J			0.069	2	8/27/2008 0:00	9/5/2008 0:00	8H28126	M	1	UG/L	WATER	0	8246022
01660	DMW-3I-082708	CHROMIUM	2.1	2.1	J			0.069	2	8/27/2008 0:00	9/5/2008 0:00	8H28126	MF	1	UG/L	WATER	0	8246022
01660	DMW-3S-082708	CHROMIUM	3.8	3.8	J			0.069	2	8/27/2008 0:00	9/5/2008 0:00	8H28126	M	1	UG/L	WATER	0	8246022
01660	DMW-3S-082708	CHROMIUM	1.4	1.4	B			0.069	2	8/27/2008 0:00	9/5/2008 0:00	8H28126	MF	1	UG/L	WATER	0	8246022
01660	DMW-7D-082808	CHROMIUM	2.4	2.4	J			0.069	2	8/28/2008 0:00	9/5/2008 0:00	8H28126	M	1	UG/L	WATER	0	8246022
01660	DMW-7D-082808	CHROMIUM	0.44	0.44	B	B	A	0.069	2	8/28/2008 0:00	9/5/2008 0:00	8H28126	MF	1	UG/L	WATER	0	8246022
01660	DMW-7I-082808	CHROMIUM	11.1	11.1	J			0.069	2	8/28/2008 0:00	9/5/2008 0:00	8H28126	M	1	UG/L	WATER	0	8246022
01660	DMW-7I-082808	CHROMIUM	10.3	10.3	J			0.069	2	8/28/2008 0:00	9/5/2008 0:00	8H28126	MF	1	UG/L	WATER	0	8246022
01660	MW-5-082808	CHROMIUM	0.44	0.44	B	B	A	0.069	2	8/28/2008 0:00	9/5/2008 0:00	8H28126	M	1	UG/L	WATER	0	8246022
01660	MW-5-082808	CHROMIUM	0.48	0.48	B	B	A	0.069	2	8/28/2008 0:00	9/5/2008 0:00	8H28126	MF	1	UG/L	WATER	0	8246022
01660	DMW-14D-090308	CHROMIUM	22.9	22.9	J			0.069	2	9/3/2008 0:00	9/5/2008 0:00	8H28126	M	1	UG/L	WATER	0	8249013
01660	DMW-14D-090308	CHROMIUM	1.8	1.8	B			0.069	2	9/3/2008 0:00	9/5/2008 0:00	8H28126	MF	1	UG/L	WATER	0	8249013
01660	DMW-17D-090508	CHROMIUM	89.3	~~89.3~~	J	J	F	0.069	2	9/5/2008 0:00	9/10/2008 0:00	8H28126	M	1	UG/L	WATER	0	8253014
01660	DMW-17D-090508	CHROMIUM	0.19	0.19	B	B	A	0.069	2	9/5/2008 0:00	9/10/2008 0:00	8H28126	MF	1	UG/L	WATER	0	8253014

PROJ_I	NSAMPLE	PARA	LAB_RES	VAL_RE	LAE	VAL_QU		MDL	CRDL_	SAMP_DATE	ANAL_DATE	SDG	FRA	DIL_I	UNITS	MEDIA	DEL_	BATCH_NO
01660	[redacted]	HEXAVALENT CHROM	0.25	[redacted]				0.04	0.4	9/5/2008 0:00	9/6/2008 0:00	8H28126	MIS(	20	MG/L	WATER	0	8250100
01660	DMW-18D-090208	HEXAVALENT CHROM	0.02	0.02	U	UL	D	0.002	0.02	9/2/2008 0:00	9/3/2008 0:00	8H28126	MIS(	1	MG/L	WATER	0	8248047
01660	DMW-18I-090208	HEXAVALENT CHROM	0.02	0.02	U	UL	D	0.002	0.02	9/2/2008 0:00	9/3/2008 0:00	8H28126	MIS(	1	MG/L	WATER	0	8248047
01660	DMW-18S-090208	HEXAVALENT CHROM	0.002	0.002	B	L	D	0.002	0.02	9/2/2008 0:00	9/3/2008 0:00	8H28126	MIS(	1	MG/L	WATER	0	8248047
01660	DMW-2A-082908	HEXAVALENT CHROM	0.004	[redacted]	B			0.002	0.02	8/29/2008 0:00	8/30/2008 0:00	8H28126	MIS(	1	MG/L	WATER	0	8246121
01660	DMW-2B-082908	HEXAVALENT CHROM	0.007	0.007	B			0.002	0.02	8/29/2008 0:00	8/30/2008 0:00	8H28126	MIS(	1	MG/L	WATER	0	8246121
01660	DMW-3D-082708	HEXAVALENT CHROM	0.004	0.004	B			0.002	0.02	8/27/2008 0:00	8/28/2008 0:00	8H28126	MIS(	1	MG/L	WATER	0	8241475
01660	DMW-3I-082708	HEXAVALENT CHROM	0.02	0.02	U	U		0.002	0.02	8/27/2008 0:00	8/28/2008 0:00	8H28126	MIS(	1	MG/L	WATER	0	8241475
01660	DMW-3S-082708	HEXAVALENT CHROM	0.02	0.02	U	U		0.002	0.02	8/27/2008 0:00	8/28/2008 0:00	8H28126	MIS(	1	MG/L	WATER	0	8241475
01660	DMW-7D-082808	HEXAVALENT CHROM	0.02	0.02	U	U		0.002	0.02	8/28/2008 0:00	8/29/2008 0:00	8H28126	MIS(	1	MG/L	WATER	0	8242428
01660	DMW-7I-082808	HEXAVALENT CHROM	0.02	0.02	U	U		0.002	0.02	8/28/2008 0:00	8/29/2008 0:00	8H28126	MIS(	1	MG/L	WATER	0	8242428
01660	MW-5-082808	HEXAVALENT CHROM	0.01	0.01	B			0.002	0.02	8/28/2008 0:00	8/29/2008 0:00	8H28126	MIS(	1	MG/L	WATER	0	8242428
01660	DMW-14D-090308DL	HEXAVALENT CHROM	0.04	0.04				0.004	0.04	9/3/2008 0:00	9/4/2008 0:00	8H28126	MIS(	2	MG/L	WATER	0	8252441

TABLE E-1
SUMMARY OF POSITIVE DETECTS FOR GROUNDWATER
MARTIN STATE AIRPORT
MIDDLE RIVER, MARYLAND

SAMPLE ID:	MDE	DMW-1A-081508	DMW-1B-081508	DMW-1S-081808	DMW-2A-082908	DMW-2B-082908	DMW-2S-082108
LABORATORY ID:	GROUNDWATER	A8H160110002	A8H160110003	A8H190109005	A8H300106003	A8H300106002	A8H220130006
LOCATION:	CRITERIA	DMW-1A	DMW-1B	DMW-1S	DMW-2A	DMW-2B	DMW-2S
SAMPLE DATE:		8/15/2008	8/15/2008	8/18/2008	8/29/2008	8/29/2008	8/21/2008
SEMIVOLATILES (ug/l)							
1,4-DIOXANE		220	120	--	490	--	180
VOLATILES (ug/l)							
1,1,1-TRICHLOROETHANE	200	--	--	--	--	--	--
1,1-DICHLOROETHENE	7	--	--	--	--	--	--
1,2,3-TRICHLOROBENZENE		--	--	--	--	--	--
1,2,3-TRIMETHYLBENZENE		--	--	--	15 B	--	--
1,2,4-TRICHLOROBENZENE	70	--	--	--	650	--	--
1,2,4-TRIMETHYLBENZENE		--	--	--	--	--	--
1,2-DICHLOROBENZENE	600	--	--	--	--	--	--
1,2-DICHLOROETHANE	5	--	--	--	150 J	--	18 J
1,3-DICHLOROBENZENE	1.8	--	--	--	--	--	--
1,4-DICHLOROBENZENE	0.28	--	--	--	--	--	--
2-BUTANONE	700	--	--	--	--	--	--
4-ISOPROPYLTOLUENE		--	--	--	--	--	--
ACETONE	550	340 B	320 B	110 B	--	--	--
BENZENE	5	--	--	--	--	--	--
CARBON DISULFIDE	100	--	--	--	--	--	--
CARBON TETRACHLORIDE	5	--	--	--	--	--	--
CHLOROBENZENE	100	--	--	720	--	--	--
CHLOROETHANE	3.6	--	--	--	--	--	--
CHLOROFORM	80	--	--	--	89 J	--	11 J
CIS-1,2-DICHLOROETHENE	70	4800	2400	110	5000	4.5	1000
ETHYLBENZENE	700	--	--	--	--	--	--
ISOPROPYLBENZENE	66	--	--	--	--	--	--
M+P-XYLENES		--	--	--	--	--	--

TABLE E-1
SUMMARY OF POSITIVE DETECTS FOR GROUNDWATER
MARTIN STATE AIRPORT
MIDDLE RIVER, MARYLAND

SAMPLE ID:	MDE	DMW-1A-081508	DMW-1B-081508	DMW-1S-081808	DMW-2A-082908	DMW-2B-082908	DMW-2S-082108
LABORATORY ID:	GROUNDWATER	A8H160110002	A8H160110003	A8H190109005	A8H300106003	A8H300106002	A8H220130006
LOCATION:	CRITERIA	DMW-1A	DMW-1B	DMW-1S	DMW-2A	DMW-2B	DMW-2S
SAMPLE DATE:		8/15/2008	8/15/2008	8/18/2008	8/29/2008	8/29/2008	8/21/2008
METHYLENE CHLORIDE	5	150 B	--	--	--	--	--
NAPHTHALENE	0.65	--	--	--	--	--	--
N-PROPYLBENZENE		--	--	--	--	--	--
O-XYLENE		--	--	--	--	--	--
SEC-BUTYLBENZENE		--	--	--	--	--	--
TERT-BUTYLBENZENE		--	--	--	--	--	--
TERTIARY-BUTYL ALCOHOL		--	--	320 B	--	--	--
TETRACHLOROETHENE	5	--	--	--	--	--	--
TOLUENE	1000	120 J	--	--	--	--	--
TOTAL XYLENES	10000	--	--	--	--	--	--
TRANS-1,2-DICHLOROETHENE	100	--	--	--	--	0.36 J	--
TRICHLOROETHENE	5	5300	800	20 B	20000	2.1	2200
VINYL CHLORIDE	2	2500	4000	57	840	--	530
TOTAL METALS (ug/l)							
ANTIMONY	6	0.17 B	0.6 B	0.53 K	0.71	0.45 B	0.042 B
ARSENIC	10	9.9	36.1	3.4	7.7	3.1	12.6
BARIUM	2000	11.2	30.4	213	37.9	32.1	15.1
BERYLLIUM	4	0.63	0.45	--	1.2	0.32	4.7
CADMIUM	5	653	275	0.26 B	768	1	237
CALCIUM		NA	NA	NA	27600	NA	NA
CHROMIUM	100	349 K	183 K	1.2 J	45.1	42.1	4
COBALT		53.3	27.8	2.9	467	3.6	244
COPPER	1300	13.7	35.9	1.2 K	262	20.5	50.8
IRON	2600	18200	40400	41200	44000	5240	66.6 K
LEAD	15	0.85 B	7.8	5	13.9	11	0.99
MAGNESIUM		NA	NA	NA	27800	NA	NA

TABLE E-1
SUMMARY OF POSITIVE DETECTS FOR GROUNDWATER
MARTIN STATE AIRPORT
MIDDLE RIVER, MARYLAND

SAMPLE ID:	MDE	DMW-1A-081508	DMW-1B-081508	DMW-1S-081808	DMW-2A-082908	DMW-2B-082908	DMW-2S-082108
LABORATORY ID:	GROUNDWATER	A8H160110002	A8H160110003	A8H190109005	A8H300106003	A8H300106002	A8H220130006
LOCATION:	CRITERIA	DMW-1A	DMW-1B	DMW-1S	DMW-2A	DMW-2B	DMW-2S
SAMPLE DATE:		8/15/2008	8/15/2008	8/18/2008	8/29/2008	8/29/2008	8/21/2008
MANGANESE	73	2730	3040	989	7230	45.8	6350
MERCURY	2	0.81	3.9	--	0.56	0.29	0.1 B
MOLYBDENUM		1.6	1.5	0.69 B	1.6 B	0.97 B	--
NICKEL	73	113	39.4	3.1 K	118	13.2	109
SELENIUM	50	4.6	3.2	0.33 L	6.7	0.48	33.8
SILVER	18	0.054 B	0.059 B	--	0.27	0.11	--
THALLIUM	2	0.12 B	0.22 B	--	0.39 B	0.13 B	0.11 B
VANADIUM	3.7	5.8	46.6	2.5	44.8	15.2	--
ZINC	1100	227	130	13.3	456	38.8	289
FILTERED METALS (ug/l)							
ANTIMONY	6	0.082 B	--	0.31 B	0.071 B	0.081 B	--
ARSENIC	10	7.4	12.8	3.7	4	--	12.3
BARIUM	2000	11.1	12.8	216	12.3	8.3	13.5
BERYLLIUM	4	0.62	0.087 B	--	1.1	0.073 B	4.3
CADMIUM	5	787	175	--	664	0.8	221
CALCIUM		NA	NA	NA	33900	NA	NA
CHROMIUM	100	260 K	7.8 K	0.65 K	4.2	0.39 B	3.5
COBALT		65.7	31	3.1	544	1.2	230
COPPER	1300	11	2.7 B	0.38 K	10.5	5.1	48.1
IRON	2600	17700	32400	43000	43300	6 B	43.7 B
LEAD	15	0.36 B	0.34 B	0.39 B	2.6	0.41 B	0.91
MAGNESIUM		NA	NA	NA	31800	NA	NA
MANGANESE	73	3330	4080	1030	9050	9.5	5950
MERCURY	2	--	--	--	--	--	--
MOLYBDENUM		--	--	0.66 B	--	0.13 B	--
NICKEL	73	140	36.7	2.9 K	132	4.1	104

TABLE E-1
SUMMARY OF POSITIVE DETECTS FOR GROUNDWATER
MARTIN STATE AIRPORT
MIDDLE RIVER, MARYLAND

SAMPLE ID:	MDE	DMW-1A-081508	DMW-1B-081508	DMW-1S-081808	DMW-2A-082908	DMW-2B-082908	DMW-2S-082108
LABORATORY ID:	GROUNDWATER	A8H160110002	A8H160110003	A8H190109005	A8H300106003	A8H300106002	A8H220130006
LOCATION:	CRITERIA	DMW-1A	DMW-1B	DMW-1S	DMW-2A	DMW-2B	DMW-2S
SAMPLE DATE:		8/15/2008	8/15/2008	8/18/2008	8/29/2008	8/29/2008	8/21/2008
SELENIUM	50	5.2	1.6	0.32	6.2	--	33
SILVER	18	--	--	--	0.004 B	--	--
THALLIUM	2	0.14 B	0.13 B	0.23 B	0.27 B	0.17 B	--
VANADIUM	3.7	--	--	2	8.9	--	--
ZINC	1100	264	120	10.8	470	21 B	275
MISCELLANEOUS (mg/l)							
ALKALINITY		NA	NA	NA	2.4	NA	NA
CHEMICAL OXYGEN DEMAND		NA	NA	NA	54.4	NA	NA
HEXAVALENT CHROMIUM	0.100	--	0.01	0.01	0.004	0.007	--
TOTAL ORGANIC CARBON		NA	NA	NA	7	NA	NA
MISCELLANEOUS (S.U.)							
PH		NA	NA	NA	4.6	NA	NA

TABLE E-1
SUMMARY OF POSITIVE DETECTS FOR GROUNDWATER
MARTIN STATE AIRPORT
MIDDLE RIVER, MARYLAND

SAMPLE ID:	MDE	DMW-3S-082708	DMW-3I-082708	DMW-3D-082708	DMW-4S-082508	DMW-4I-082508	DMW-4D-082508
LABORATORY ID:	GROUNDWATER	A8H280126004	A8H280126003	A8H280126002	A8H260119006	A8H260119002	A8H260119004
LOCATION:	CRITERIA	DMW-3S	DMW-3I	DMW-3D	DMW-4S	DMW-4I	DMW-4D
SAMPLE DATE:		8/27/2008	8/27/2008	8/27/2008	8/25/2008	8/25/2008	8/25/2008
SEMIVOLATILES (ug/l)							
1,4-DIOXANE		150	190	--	15	26	8.3
VOLATILES (ug/l)							
1,1,1-TRICHLOROETHANE	200	--	--	--	--	78 J	--
1,1-DICHLOROETHENE	7	--	--	--	27 J	76 J	--
1,2,3-TRICHLOROBENZENE		--	110 B	--	--	--	--
1,2,3-TRIMETHYLBENZENE		--	19 B	--	--	9.3 B	4.4 B
1,2,4-TRICHLOROBENZENE	70	--	730	--	--	--	--
1,2,4-TRIMETHYLBENZENE		--	--	--	--	--	--
1,2-DICHLOROBENZENE	600	--	--	--	--	--	--
1,2-DICHLOROETHANE	5	--	150 J	--	16 J	--	--
1,3-DICHLOROBENZENE	1.8	--	--	--	--	--	--
1,4-DICHLOROBENZENE	0.28	--	--	--	--	--	--
2-BUTANONE	700	--	--	--	--	--	--
4-ISOPROPYLTOLUENE		--	--	--	--	--	--
ACETONE	550	--	--	--	--	--	--
BENZENE	5	--	--	--	--	--	--
CARBON DISULFIDE	100	--	--	--	--	--	--
CARBON TETRACHLORIDE	5	--	--	--	--	--	--
CHLOROBENZENE	100	--	--	--	--	--	--
CHLOROETHANE	3.6	--	--	--	--	--	--
CHLOROFORM	80	--	100 J	--	--	--	--
CIS-1,2-DICHLOROETHENE	70	550	16000	--	170	1300	310
ETHYLBENZENE	700	--	--	--	--	--	--
ISOPROPYLBENZENE	66	--	--	--	--	--	--
M+P-XYLENES		--	--	--	--	--	--

TABLE E-1
SUMMARY OF POSITIVE DETECTS FOR GROUNDWATER
MARTIN STATE AIRPORT
MIDDLE RIVER, MARYLAND

SAMPLE ID:	MDE	DMW-3S-082708	DMW-3I-082708	DMW-3D-082708	DMW-4S-082508	DMW-4I-082508	DMW-4D-082508
LABORATORY ID:	GROUNDWATER	A8H280126004	A8H280126003	A8H280126002	A8H260119006	A8H260119002	A8H260119004
LOCATION:	CRITERIA	DMW-3S	DMW-3I	DMW-3D	DMW-4S	DMW-4I	DMW-4D
SAMPLE DATE:		8/27/2008	8/27/2008	8/27/2008	8/25/2008	8/25/2008	8/25/2008
METHYLENE CHLORIDE	5	--	--	--	--	--	--
NAPHTHALENE	0.65	--	--	--	--	--	--
N-PROPYLBENZENE		--	--	--	--	--	--
O-XYLENE		--	--	--	--	--	--
SEC-BUTYLBENZENE		--	--	--	--	--	--
TERT-BUTYLBENZENE		--	--	--	--	--	--
TERTIARY-BUTYL ALCOHOL		--	--	--	--	--	--
TETRACHLOROETHENE	5	--	--	--	--	--	--
TOLUENE	1000	--	210 J	0.4 J	--	--	--
TOTAL XYLENES	10000	--	--	--	--	--	--
TRANS-1,2-DICHLOROETHENE	100	200	--	--	--	--	--
TRICHLOROETHENE	5	--	18000	0.36 J	1300	7300	4400
VINYL CHLORIDE	2	4400	4300	--	48 J	74 J	--
TOTAL METALS (ug/l)							
ANTIMONY	6	0.65 B	0.33 B	0.28 B	--	0.53	--
ARSENIC	10	15.4	4	1.2	4.1	41.7	19.8
BARIUM	2000	92.9	12.9	107	11.5 K	21.5	20.6
BERYLLIUM	4	0.026 B	0.19	1.1	1.2	9.3	3.8
CADMIUM	5	0.24	478	0.51	24.8	56.6	21.8
CALCIUM		NA	NA	NA	85300	115000	62700
CHROMIUM	100	3.8	6.5	3.6	4.4 K	70.3	5.1 K
COBALT		0.78	180	74.4	72.4 L	140 L	143 L
COPPER	1300	5.6	68.4	20.5	14.2	142	59.1
IRON	2600	2020	52900	1620	40800	10200	976
LEAD	15	8.9	3.9	4.3	2.9	13.5	2
MAGNESIUM		NA	NA	NA	64100	72200	55900

TABLE E-1
SUMMARY OF POSITIVE DETECTS FOR GROUNDWATER
MARTIN STATE AIRPORT
MIDDLE RIVER, MARYLAND

SAMPLE ID:	MDE	DMW-3S-082708	DMW-3I-082708	DMW-3D-082708	DMW-4S-082508	DMW-4I-082508	DMW-4D-082508
LABORATORY ID:	GROUNDWATER	A8H280126004	A8H280126003	A8H280126002	A8H260119006	A8H260119002	A8H260119004
LOCATION:	CRITERIA	DMW-3S	DMW-3I	DMW-3D	DMW-4S	DMW-4I	DMW-4D
SAMPLE DATE:		8/27/2008	8/27/2008	8/27/2008	8/25/2008	8/25/2008	8/25/2008
MANGANESE	73	288	4680	559	6160	6820	5210
MERCURY	2	--	0.74	0.42	--	0.17 B	1.9
MOLYBDENUM		7.2	0.38 B	0.52 B	--	2.2 K	--
NICKEL	73	1.7	45.2	86.7	33.4	113	104
SELENIUM	50	0.32	3.3	0.67	3.4	30.4	26.7
SILVER	18	0.15	0.025 B	0.017 B	--	0.35 K	0.005 B
THALLIUM	2	0.12 B	0.46 B	0.45 B	--	0.5 B	0.23 B
VANADIUM	3.7	2.6	11.8	2	2.6	66.9	2.6
ZINC	1100	24.2	209	132	146	419	333
FILTERED METALS (ug/l)							
ANTIMONY	6	0.36 B	0.12 B	0.068 B	--	0.095 B	--
ARSENIC	10	18.7	4.1	0.84	4.4	27.1	20.8
BARIUM	2000	99.5	10.2	103	10.3 K	14.6 K	20.7
BERYLLIUM	4	0.015 B	0.18	0.99	1.3	10.2	4.2
CADMIUM	5	0.023 B	45.7	0.11 B	6.3 L	59.6	24.3
CALCIUM		NA	NA	NA	95000	119000	72100
CHROMIUM	100	1.4	2.1	1.3	0.97 K	11.3 K	2.1 K
COBALT		0.68	208	72.6	83.3	171	162
COPPER	1300	0.63 B	4.6	0.35 B	1 B	111	67.5
IRON	2600	299	60300	1120	46200	2710	36.6 B
LEAD	15	1	0.84	0.18 B	0.65 K	10.1	1.9
MAGNESIUM		NA	NA	NA	74100	90900	62500
MANGANESE	73	232	5430	556	7150	8760	6010
MERCURY	2	--	0.14	--	--	--	--
MOLYBDENUM		10.2	0.16 B	0.2 B	--	--	--
NICKEL	73	0.65	51.5	84.6	37.8	134	117

TABLE E-1
SUMMARY OF POSITIVE DETECTS FOR GROUNDWATER
MARTIN STATE AIRPORT
MIDDLE RIVER, MARYLAND

SAMPLE ID:	MDE	DMW-3S-082708	DMW-3I-082708	DMW-3D-082708	DMW-4S-082508	DMW-4I-082508	DMW-4D-082508
LABORATORY ID:	GROUNDWATER	A8H280126004	A8H280126003	A8H280126002	A8H260119006	A8H260119002	A8H260119004
LOCATION:	CRITERIA	DMW-3S	DMW-3I	DMW-3D	DMW-4S	DMW-4I	DMW-4D
SAMPLE DATE:		8/27/2008	8/27/2008	8/27/2008	8/25/2008	8/25/2008	8/25/2008
SELENIUM	50	0.22	3.5	0.44	3.4	30.3	29.8
SILVER	18	0.009 B	--	--	--	--	--
THALLIUM	2	0.2 B	0.36 B	0.19 B	--	0.32 B	0.2 B
VANADIUM	3.7	1.9	7	0.62	--	1.2	--
ZINC	1100	8.5 B	209	119	134	463	374
MISCELLANEOUS (mg/l)							
ALKALINITY		NA	NA	NA	33.8	--	--
CHEMICAL OXYGEN DEMAND		NA	NA	NA	42	59.3	27.2
HEXAVALENT CHROMIUM	0.100	--	--	0.004	0.002 L	0.02 L	0.005 L
TOTAL ORGANIC CARBON		NA	NA	NA	7	15	4
MISCELLANEOUS (S.U.)							
PH		NA	NA	NA	5.4	4.2	4.2

TABLE E-1
SUMMARY OF POSITIVE DETECTS FOR GROUNDWATER
MARTIN STATE AIRPORT
MIDDLE RIVER, MARYLAND

SAMPLE ID:	MDE	DMW-5S-082608	DMW-5I-082608	DMW-5D-082108	DMW-6S-082108	DMW-6I-082008	DMW-6D-082008
LABORATORY ID:	GROUNDWATER	A8H270116003	A8H270116002	A8H220130004	A8H220130002	A8H210130002	A8H210130004
LOCATION:	CRITERIA	DMW-5S	DMW-5I	DMW-5D	DMW-6S	DMW-6I	DMW-6D
SAMPLE DATE:		8/26/2008	8/26/2008	8/21/2008	8/21/2008	8/20/2008	8/20/2008
SEMIVOLATILES (ug/l)							
1,4-DIOXANE		6.7	1.4	--	0.63 J	--	--
VOLATILES (ug/l)							
1,1,1-TRICHLOROETHANE	200	--	--	--	--	--	--
1,1-DICHLOROETHENE	7	--	--	--	--	--	--
1,2,3-TRICHLOROBENZENE		--	--	--	--	--	0.27 B
1,2,3-TRIMETHYLBENZENE		8.7 B	0.092 B	--	--	--	--
1,2,4-TRICHLOROBENZENE	70	--	--	--	--	--	--
1,2,4-TRIMETHYLBENZENE		--	--	--	--	--	--
1,2-DICHLOROBENZENE	600	--	--	--	--	--	--
1,2-DICHLOROETHANE	5	--	0.93 J	--	--	--	--
1,3-DICHLOROBENZENE	1.8	--	--	--	--	--	--
1,4-DICHLOROBENZENE	0.28	--	--	--	--	--	--
2-BUTANONE	700	--	--	--	--	--	--
4-ISOPROPYLTOLUENE		--	--	--	--	--	--
ACETONE	550	--	4.5 B	2.1 B	29 B	3.2 B	2.8 B
BENZENE	5	--	--	--	--	--	--
CARBON DISULFIDE	100	--	--	--	--	--	--
CARBON TETRACHLORIDE	5	--	--	--	--	--	--
CHLOROBENZENE	100	--	--	--	--	--	--
CHLOROETHANE	3.6	--	--	--	--	--	--
CHLOROFORM	80	--	--	--	--	--	--
CIS-1,2-DICHLOROETHENE	70	960	53	--	3.6 J	--	--
ETHYLBENZENE	700	--	--	--	--	--	--
ISOPROPYLBENZENE	66	--	--	--	--	--	--
M+P-XYLENES		--	--	--	--	--	--

TABLE E-1
SUMMARY OF POSITIVE DETECTS FOR GROUNDWATER
MARTIN STATE AIRPORT
MIDDLE RIVER, MARYLAND

SAMPLE ID:	MDE	DMW-5S-082608	DMW-5I-082608	DMW-5D-082108	DMW-6S-082108	DMW-6I-082008	DMW-6D-082008
LABORATORY ID:	GROUNDWATER	A8H270116003	A8H270116002	A8H220130004	A8H220130002	A8H210130002	A8H210130004
LOCATION:	CRITERIA	DMW-5S	DMW-5I	DMW-5D	DMW-6S	DMW-6I	DMW-6D
SAMPLE DATE:		8/26/2008	8/26/2008	8/21/2008	8/21/2008	8/20/2008	8/20/2008
METHYLENE CHLORIDE	5	--	--	--	--	--	--
NAPHTHALENE	0.65	--	--	--	--	--	0.32 J
N-PROPYLBENZENE		--	--	--	--	--	--
O-XYLENE		--	--	--	--	--	--
SEC-BUTYLBENZENE		--	--	--	--	--	--
TERT-BUTYLBENZENE		--	--	--	--	--	--
TERTIARY-BUTYL ALCOHOL		--	--	--	--	6.8 B	6.6 B
TETRACHLOROETHENE	5	--	--	--	--	--	--
TOLUENE	1000	--	--	--	--	--	--
TOTAL XYLENES	10000	--	--	--	--	--	--
TRANS-1,2-DICHLOROETHENE	100	--	2.5 J	--	--	--	--
TRICHLOROETHENE	5	7200	120	1.1	--	--	--
VINYL CHLORIDE	2	--	3.6 J	--	--	--	--
TOTAL METALS (ug/l)							
ANTIMONY	6	0.038 K	0.49 K	0.069 B	0.9 B	0.45	--
ARSENIC	10	17.1	14	--	6.8	4.5	1.7
BARIUM	2000	13.7	15.9	10.1	52.9	15.4	50
BERYLLIUM	4	4.7	2.4	0.12 B	0.043 B	5.8	0.7
CADMIUM	5	4 L	23.3	0.044 B	0.061 B	37.8	0.81
CALCIUM		77900	76700	NA	NA	NA	NA
CHROMIUM	100	158	11.9	0.52 B	1.1 K	15.7 J	5.4 J
COBALT		75.9	74.5	4.1	6.4	70.4	26.7
COPPER	1300	59.7	214	1.2 B	0.45 B	181	18.5
IRON	2600	25500	32600	30.5 B	275000	24100	1320
LEAD	15	4.3	19.6	0.026 B	0.28 B	12.4	2.2
MAGNESIUM		53700	43800	NA	NA	NA	NA

TABLE E-1
SUMMARY OF POSITIVE DETECTS FOR GROUNDWATER
MARTIN STATE AIRPORT
MIDDLE RIVER, MARYLAND

SAMPLE ID:	MDE	DMW-5S-082608	DMW-5I-082608	DMW-5D-082108	DMW-6S-082108	DMW-6I-082008	DMW-6D-082008
LABORATORY ID:	GROUNDWATER	A8H270116003	A8H270116002	A8H220130004	A8H220130002	A8H210130002	A8H210130004
LOCATION:	CRITERIA	DMW-5S	DMW-5I	DMW-5D	DMW-6S	DMW-6I	DMW-6D
SAMPLE DATE:		8/26/2008	8/26/2008	8/21/2008	8/21/2008	8/20/2008	8/20/2008
MANGANESE	73	4150	2580	24.2	2240	4100	774
MERCURY	2	--	--	--	--	--	0.88
MOLYBDENUM		3.4 K	0.82 B	--	1 B	1.5 K	0.23
NICKEL	73	64.4	65.2	5.7	2.5 K	82.3	36
SELENIUM	50	39.2	30.5	0.2 B	1 B	3.6	2
SILVER	18	--	--	--	0.025 B	--	0.004 B
THALLIUM	2	0.25 B	0.24 B	--	0.12 B	0.24 K	--
VANADIUM	3.7	8.6	4.9	--	1	2.9	2.4
ZINC	1100	211	328	16.3 B	4 B	504	111
FILTERED METALS (ug/l)							
ANTIMONY	6	--	--	0.04 B	0.29 B	0.18	--
ARSENIC	10	17.1	13.1	--	6.8	3.8	0.77
BARIUM	2000	13	14.5	10.2	53.6	11.7	51.6
BERYLLIUM	4	4.9	2.6	0.11 B	0.018 B	6.8	0.72
CADMIUM	5	2 L	3.4 L	0.057 B	--	9.9	0.73
CALCIUM		77400	81500	NA	NA	NA	NA
CHROMIUM	100	9.3	10	0.18 B	0.65 B	4.5	1.4 B
COBALT		75.1	79.2	3.9	6.5	76.4	28.8
COPPER	1300	10.2	4.6	1.3 B	0.14 B	46.2	20.7
IRON	2600	24900	34500	5.6 B	284000	26400	156
LEAD	15	2.9	4.6	0.024 B	0.053 B	6.4	2
MAGNESIUM		53500	47300	NA	NA	NA	NA
MANGANESE	73	4190	2800	22.7	2340	4640	838
MERCURY	2	--	--	0.14	--	--	0.17
MOLYBDENUM		--	--	--	0.18 B	0.19 K	--
NICKEL	73	64.5	70	5.5 K	2.4 K	85.8	39.2

TABLE E-1
SUMMARY OF POSITIVE DETECTS FOR GROUNDWATER
MARTIN STATE AIRPORT
MIDDLE RIVER, MARYLAND

SAMPLE ID:	MDE	DMW-5S-082608	DMW-5I-082608	DMW-5D-082108	DMW-6S-082108	DMW-6I-082008	DMW-6D-082008
LABORATORY ID:	GROUNDWATER	A8H270116003	A8H270116002	A8H220130004	A8H220130002	A8H210130002	A8H210130004
LOCATION:	CRITERIA	DMW-5S	DMW-5I	DMW-5D	DMW-6S	DMW-6I	DMW-6D
SAMPLE DATE:		8/26/2008	8/26/2008	8/21/2008	8/21/2008	8/20/2008	8/20/2008
SELENIUM	50	38.6	32.7	0.22 B	1.3 B	4.1	2.3
SILVER	18	--	0.025 B	--	--	--	--
THALLIUM	2	0.22 B	0.17 B	--	0.12 B	0.22 K	--
VANADIUM	3.7	12	3.8	--	0.7	1.6	--
ZINC	1100	212	236	16 B	3.5 B	398	127
MISCELLANEOUS (mg/l)							
ALKALINITY		--	--	NA	NA	NA	NA
CHEMICAL OXYGEN DEMAND		34.6	27.2	NA	NA	NA	NA
HEXAVALENT CHROMIUM	0.100	0.002 L	--	--	0.13	--	--
TOTAL ORGANIC CARBON		4	5	NA	NA	NA	NA
MISCELLANEOUS (S.U.)							
PH		4.3	4.4	NA	NA	NA	NA

TABLE E-1
SUMMARY OF POSITIVE DETECTS FOR GROUNDWATER
MARTIN STATE AIRPORT
MIDDLE RIVER, MARYLAND

SAMPLE ID:	MDE	DMW-7I-082808	DMW-7D-082808	DMW-8S-081408	DMW-8I-081408	DMW-8D-081408	DMW-9S-082208
LABORATORY ID:	GROUNDWATER	A8H290111003	A8H290111002	A8H150118004	A8H150118003	A8H150118002	A8H230142004
LOCATION:	CRITERIA	DMW-7I	DMW-7D	DMW-8S	DMW-8I	DMW-8D	DMW-9S
SAMPLE DATE:		8/28/2008	8/28/2008	8/14/2008	8/14/2008	8/14/2008	8/22/2008
SEMIVOLATILES (ug/l)							
1,4-DIOXANE		13	--	17	110	40	42
VOLATILES (ug/l)							
1,1,1-TRICHLOROETHANE	200	4.5 J	--	--	--	--	--
1,1-DICHLOROETHENE	7	2.2 J	--	--	--	4.4 J	--
1,2,3-TRICHLOROBENZENE		--	--	--	--	--	--
1,2,3-TRIMETHYLBENZENE		0.66 B	--	--	--	--	--
1,2,4-TRICHLOROBENZENE	70	--	--	--	--	--	--
1,2,4-TRIMETHYLBENZENE		--	--	--	--	--	240 J
1,2-DICHLOROBENZENE	600	--	--	--	--	--	--
1,2-DICHLOROETHANE	5	5 J	--	0.25 B	11 B	--	--
1,3-DICHLOROBENZENE	1.8	--	--	--	--	--	--
1,4-DICHLOROBENZENE	0.28	--	--	--	--	--	--
2-BUTANONE	700	--	--	--	--	--	--
4-ISOPROPYLTOLUENE		--	--	--	--	--	--
ACETONE	550	--	--	1.3 B	84 B	38 B	--
BENZENE	5	--	--	--	--	--	570 J
CARBON DISULFIDE	100	--	--	--	--	--	--
CARBON TETRACHLORIDE	5	--	--	--	--	--	--
CHLOROBENZENE	100	4.6 J	--	--	--	--	--
CHLOROETHANE	3.6	--	--	--	--	--	--
CHLOROFORM	80	--	--	--	5.7 J	--	--
CIS-1,2-DICHLOROETHENE	70	370	--	5.3	670	410	6600
ETHYLBENZENE	700	--	--	--	--	--	2100
ISOPROPYLBENZENE	66	--	--	--	--	--	--
M+P-XYLENES		--	--	--	--	--	15000

TABLE E-1
SUMMARY OF POSITIVE DETECTS FOR GROUNDWATER
MARTIN STATE AIRPORT
MIDDLE RIVER, MARYLAND

SAMPLE ID:	MDE	DMW-7I-082808	DMW-7D-082808	DMW-8S-081408	DMW-8I-081408	DMW-8D-081408	DMW-9S-082208
LABORATORY ID:	GROUNDWATER	A8H290111003	A8H290111002	A8H150118004	A8H150118003	A8H150118002	A8H230142004
LOCATION:	CRITERIA	DMW-7I	DMW-7D	DMW-8S	DMW-8I	DMW-8D	DMW-9S
SAMPLE DATE:		8/28/2008	8/28/2008	8/14/2008	8/14/2008	8/14/2008	8/22/2008
METHYLENE CHLORIDE	5	10 J	--	--	--	10 B	--
NAPHTHALENE	0.65	--	--	--	--	--	--
N-PROPYLBENZENE		--	--	--	--	--	--
O-XYLENE		--	--	--	--	--	830 J
SEC-BUTYLBENZENE		--	--	--	--	--	--
TERT-BUTYLBENZENE		--	--	--	--	--	--
TERTIARY-BUTYL ALCOHOL		--	--	--	--	--	--
TETRACHLOROETHENE	5	--	--	--	--	--	--
TOLUENE	1000	--	--	--	--	--	4400
TOTAL XYLENES	10000	--	--	--	--	--	16000
TRANS-1,2-DICHLOROETHENE	100	8.2 J	--	--	--	--	--
TRICHLOROETHENE	5	360	0.46 J	0.65 B	930	490	--
VINYL CHLORIDE	2	90	--	--	320	360	35000
TOTAL METALS (ug/l)							
ANTIMONY	6	0.18 B	0.094 B	0.11 B	0.9	--	0.052 B
ARSENIC	10	10	0.91	6.1	17.3	1.6	2.1
BARIUM	2000	12.7	36.3	14.1	18	40.2	120
BERYLLIUM	4	5.2	0.66	0.51	5.6	4.1	0.051 B
CADMIUM	5	14.8	1.9	0.33 B	134	141	--
CALCIUM		101000	NA	NA	NA	NA	87400
CHROMIUM	100	11.1	2.4	2.9 K	51.8 K	0.88 K	1.5 K
COBALT		130	7.6	10.7	149	116	0.37 B
COPPER	1300	21	31	5.4	45.4	33.3	0.46 B
IRON	2600	30600	7140	13900	12300	241	35300
LEAD	15	14.6	12.1	0.5	7.2	1.5	0.11 B
MAGNESIUM		61100	NA	NA	NA	NA	49200

TABLE E-1
SUMMARY OF POSITIVE DETECTS FOR GROUNDWATER
MARTIN STATE AIRPORT
MIDDLE RIVER, MARYLAND

SAMPLE ID:	MDE	DMW-7I-082808	DMW-7D-082808	DMW-8S-081408	DMW-8I-081408	DMW-8D-081408	DMW-9S-082208
LABORATORY ID:	GROUNDWATER	A8H290111003	A8H290111002	A8H150118004	A8H150118003	A8H150118002	A8H230142004
LOCATION:	CRITERIA	DMW-7I	DMW-7D	DMW-8S	DMW-8I	DMW-8D	DMW-9S
SAMPLE DATE:		8/28/2008	8/28/2008	8/14/2008	8/14/2008	8/14/2008	8/22/2008
MANGANESE	73	4550	60	1630	5640	2400	4030
MERCURY	2	--	--	--	0.17	--	0.1
MOLYBDENUM		0.14 B	0.66 B	--	2.2	--	--
NICKEL	73	116	15	14.2	107	65.5	0.36 B
SELENIUM	50	13.3	--	1.2	18.3	2	1.2 B
SILVER	18	--	0.01 B	--	0.13 B	--	--
THALLIUM	2	0.23 B	0.13 B	--	--	--	--
VANADIUM	3.7	16.8	--	1.5	23.1	0.6	10.2
ZINC	1100	480	82	58.2	292	177	3.9 B
FILTERED METALS (ug/l)							
ANTIMONY	6	0.19 B	0.039 B	0.089 B	0.065 B	--	0.059 B
ARSENIC	10	9.4	0.25	5	16.4	1.6	1.9
BARIUM	2000	12	37	12.2	12.5	41.2	110
BERYLLIUM	4	5	0.52	0.41	6.5	4.1	0.066 B
CADMIUM	5	11.7	1.9	0.28 B	146	144	--
CALCIUM		95300	NA	NA	NA	NA	81000
CHROMIUM	100	10.3	0.44 B	1.1 K	5.2 K	0.53 K	1.4 K
COBALT		122	7.9	9.5	182	114	0.15 B
COPPER	1300	10.2	25	0.49 B	34.1	33	0.12 B
IRON	2600	28600	779	12000	9510	235	33000
LEAD	15	10.9	1.6	0.34 B	4.5	1.6	0.06 B
MAGNESIUM		57600	NA	NA	NA	NA	46500
MANGANESE	73	4330	62.7	1510	6620	2530	3740
MERCURY	2	--	--	--	--	--	--
MOLYBDENUM		0.22 B	0.15 B	--	--	--	--
NICKEL	73	110	15.8	12.7	127	65.7	0.22 B

TABLE E-1
SUMMARY OF POSITIVE DETECTS FOR GROUNDWATER
MARTIN STATE AIRPORT
MIDDLE RIVER, MARYLAND

SAMPLE ID:	MDE	DMW-7I-082808	DMW-7D-082808	DMW-8S-081408	DMW-8I-081408	DMW-8D-081408	DMW-9S-082208
LABORATORY ID:	GROUNDWATER	A8H290111003	A8H290111002	A8H150118004	A8H150118003	A8H150118002	A8H230142004
LOCATION:	CRITERIA	DMW-7I	DMW-7D	DMW-8S	DMW-8I	DMW-8D	DMW-9S
SAMPLE DATE:		8/28/2008	8/28/2008	8/14/2008	8/14/2008	8/14/2008	8/22/2008
SELENIUM	50	12.9	--	1	22.6	2.1	1.3 B
SILVER	18	--	--	--	--	--	--
THALLIUM	2	0.45 B	--	--	--	--	--
VANADIUM	3.7	15.3	--	0.97	3.3	--	9.3
ZINC	1100	455	86.1	50.5	337	178	3.1 B
MISCELLANEOUS (mg/l)							
ALKALINITY		--	NA	NA	NA	NA	482
CHEMICAL OXYGEN DEMAND		74.2	NA	NA	NA	NA	245
HEXAVALENT CHROMIUM	0.100	--	--	0.009	0.1	--	--
TOTAL ORGANIC CARBON		6	NA	NA	NA	NA	22
MISCELLANEOUS (S.U.)							
PH		4.1	NA	NA	NA	NA	6.4

TABLE E-1
SUMMARY OF POSITIVE DETECTS FOR GROUNDWATER
MARTIN STATE AIRPORT
MIDDLE RIVER, MARYLAND

SAMPLE ID:	MDE	DMW-9I-082208	DMW-9D-082208	DMW-10S-080808	DMW-10I-081508	DMW-11S-081108	DMW-11I-081108
LABORATORY ID:	GROUNDWATER	A8H230142002	A8H230142003	A8H090106006	A8H160110004	A8H120110003	A8H120110005
LOCATION:	CRITERIA	DMW-9I	DMW-9D	DMW-10S	DMW-10I	DMW-11S	DMW-11I
SAMPLE DATE:		8/22/2008	8/22/2008	8/8/2008	8/15/2008	8/11/2008	8/11/2008
SEMIVOLATILES (ug/l)							
1,4-DIOXANE		230	110	12	12	4.6	--
VOLATILES (ug/l)							
1,1,1-TRICHLOROETHANE	200	--	--	--	--	--	--
1,1-DICHLOROETHENE	7	22 J	--	--	--	--	--
1,2,3-TRICHLOROBENZENE		--	--	--	--	--	--
1,2,3-TRIMETHYLBENZENE		2.6 B	3.9 B	--	--	--	--
1,2,4-TRICHLOROBENZENE	70	--	--	--	--	--	--
1,2,4-TRIMETHYLBENZENE		--	--	--	--	--	--
1,2-DICHLOROBENZENE	600	--	--	--	--	--	--
1,2-DICHLOROETHANE	5	--	--	--	--	--	--
1,3-DICHLOROBENZENE	1.8	--	--	--	--	--	--
1,4-DICHLOROBENZENE	0.28	--	--	--	--	--	--
2-BUTANONE	700	--	--	--	--	--	0.66 J
4-ISOPROPYLTOLUENE		--	--	--	--	--	--
ACETONE	550	--	--	17 B	36 B	--	1.9 B
BENZENE	5	--	--	--	--	--	--
CARBON DISULFIDE	100	--	--	--	--	--	--
CARBON TETRACHLORIDE	5	20 J	--	--	430 J	--	--
CHLOROBENZENE	100	--	--	--	--	--	--
CHLOROETHANE	3.6	--	--	--	--	--	--
CHLOROFORM	80	--	290	--	23 J	1000 J	--
CIS-1,2-DICHLOROETHENE	70	2900	470	--	30	36000	0.77 J
ETHYLBENZENE	700	--	--	--	--	--	--
ISOPROPYLBENZENE	66	--	--	--	--	--	--
M+P-XYLENES		--	--	--	--	--	--

TABLE E-1
SUMMARY OF POSITIVE DETECTS FOR GROUNDWATER
MARTIN STATE AIRPORT
MIDDLE RIVER, MARYLAND

SAMPLE ID:	MDE	DMW-9I-082208	DMW-9D-082208	DMW-10S-080808	DMW-10I-081508	DMW-11S-081108	DMW-11I-081108
LABORATORY ID:	GROUNDWATER	A8H230142002	A8H230142003	A8H090106006	A8H160110004	A8H120110003	A8H120110005
LOCATION:	CRITERIA	DMW-9I	DMW-9D	DMW-10S	DMW-10I	DMW-11S	DMW-11I
SAMPLE DATE:		8/22/2008	8/22/2008	8/8/2008	8/15/2008	8/11/2008	8/11/2008
METHYLENE CHLORIDE	5	29 J	55 J	--	--	--	--
NAPHTHALENE	0.65	--	--	--	--	--	--
N-PROPYLBENZENE		--	--	--	--	--	--
O-XYLENE		--	--	--	--	--	--
SEC-BUTYLBENZENE		--	--	--	--	--	--
TERT-BUTYLBENZENE		--	--	--	--	--	--
TERTIARY-BUTYL ALCOHOL		--	--	--	--	--	--
TETRACHLOROETHENE	5	--	--	--	--	--	--
TOLUENE	1000	--	--	--	--	1200 J	--
TOTAL XYLENES	10000	--	--	--	--	--	--
TRANS-1,2-DICHLOROETHENE	100	--	--	--	--	--	--
TRICHLOROETHENE	5	700	3800	--	660	29000	0.44 B
VINYL CHLORIDE	2	2000	45 J	170	--	3300	--
TOTAL METALS (ug/l)							
ANTIMONY	6	1.4	--	--	0.074 B	0.2 B	--
ARSENIC	10	13.5	4.4	16.7	0.62	4.3	0.92
BARIUM	2000	65.3	41.9	21.5	21.8	40.8	5.5
BERYLLIUM	4	1.3	0.5 B	--	0.041 B	0.069 B	0.042 B
CADMIUM	5	2.8 L	0.1 B	--	0.17 B	0.01 B	0.011 B
CALCIUM		45400	10100	NA	NA	NA	NA
CHROMIUM	100	31.6	1.8 K	0.86 B	0.58 K	0.5 K	1.7 K
COBALT		247	390	5.4	10.3	18.7	0.76
COPPER	1300	41.8	6.6	0.16 B	4.5	7.7	5.5
IRON	2600	13700	17000	70700	118 B	15100	355
LEAD	15	30	2.8	0.057 B	0.56 B	1.1	1
MAGNESIUM		23600	7420	NA	NA	NA	NA

TABLE E-1
SUMMARY OF POSITIVE DETECTS FOR GROUNDWATER
MARTIN STATE AIRPORT
MIDDLE RIVER, MARYLAND

SAMPLE ID:	MDE	DMW-9I-082208	DMW-9D-082208	DMW-10S-080808	DMW-10I-081508	DMW-11S-081108	DMW-11I-081108
LABORATORY ID:	GROUNDWATER	A8H230142002	A8H230142003	A8H090106006	A8H160110004	A8H120110003	A8H120110005
LOCATION:	CRITERIA	DMW-9I	DMW-9D	DMW-10S	DMW-10I	DMW-11S	DMW-11I
SAMPLE DATE:		8/22/2008	8/22/2008	8/8/2008	8/15/2008	8/11/2008	8/11/2008
MANGANESE	73	3980	3560	1590	184	960	21
MERCURY	2	0.51	--	--	0.13	--	1.8
MOLYBDENUM		2.7 B	--	0.63 K	0.13 B	--	0.56 B
NICKEL	73	64.7	47	2.2 K	11	7.7	1.7
SELENIUM	50	6.9	1.2 B	0.44 B	0.67 B	1.2	--
SILVER	18	0.12 B	--	--	--	--	--
THALLIUM	2	--	--	--	--	--	--
VANADIUM	3.7	55	2.8	--	4.9	--	2.1
ZINC	1100	218	75.6	12.6 B	22.1	44.5 B	15.9 B
FILTERED METALS (ug/l)							
ANTIMONY	6	0.061 B	--	--	0.045 B	0.15 B	--
ARSENIC	10	3.2	4	16.7	0.4	4.4	0.71
BARIUM	2000	30.3	39.2	21.2	21.6	40.1	2.9 B
BERYLLIUM	4	0.88	0.47 B	--	0.036 B	0.055 B	0.017 B
CADMIUM	5	0.25 B	0.028 B	--	0.16 B	--	0.04 B
CALCIUM		54100	9920	NA	NA	NA	NA
CHROMIUM	100	0.91 K	1 K	0.77 B	0.19 B	0.32 K	--
COBALT		253	377	5.5	10.5	18.3	0.8
COPPER	1300	0.48 B	0.5 B	--	5.3	0.97 B	4.9
IRON	2600	5670	16100	69200	5.2 B	14700	79.3 B
LEAD	15	0.33 B	1.7	0.068 B	0.37 B	0.72	0.49
MAGNESIUM		27500	7130	NA	NA	NA	NA
MANGANESE	73	4790	3430	1590	184	1020	21.6
MERCURY	2	--	--	--	--	--	--
MOLYBDENUM		--	--	0.66 K	--	--	0.34 B
NICKEL	73	63	46.3	2 K	10.7	7.3	1.8

TABLE E-1
SUMMARY OF POSITIVE DETECTS FOR GROUNDWATER
MARTIN STATE AIRPORT
MIDDLE RIVER, MARYLAND

SAMPLE ID:	MDE	DMW-9I-082208	DMW-9D-082208	DMW-10S-080808	DMW-10I-081508	DMW-11S-081108	DMW-11I-081108
LABORATORY ID:	GROUNDWATER	A8H230142002	A8H230142003	A8H090106006	A8H160110004	A8H120110003	A8H120110005
LOCATION:	CRITERIA	DMW-9I	DMW-9D	DMW-10S	DMW-10I	DMW-11S	DMW-11I
SAMPLE DATE:		8/22/2008	8/22/2008	8/8/2008	8/15/2008	8/11/2008	8/11/2008
SELENIUM	50	4.3	1.1 B	0.42 B	0.67 B	1.2	--
SILVER	18	--	--	--	--	--	--
THALLIUM	2	--	--	--	--	--	--
VANADIUM	3.7	1.3	1.7	--	3.7	--	--
ZINC	1100	110	74.6	11.4 B	25.9	42.8 B	19.1 B
MISCELLANEOUS (mg/l)							
ALKALINITY		82.2	9.8 B	NA	NA	NA	NA
CHEMICAL OXYGEN DEMAND		27.2	24.7	NA	NA	NA	NA
HEXAVALENT CHROMIUM	0.100	--	--	--	--	--	--
TOTAL ORGANIC CARBON		5	5	NA	NA	NA	NA
MISCELLANEOUS (S.U.)							
PH		6	5.4	NA	NA	NA	NA

TABLE E-1
SUMMARY OF POSITIVE DETECTS FOR GROUNDWATER
MARTIN STATE AIRPORT
MIDDLE RIVER, MARYLAND

SAMPLE ID:	MDE	DMW-14I-082508	DMW-14D-090308	DMW-16S-082108	DMW-16I-082108	DMW-16D-082508	DMW-17S-082008
LABORATORY ID:	GROUNDWATER	A8H260119005	A8I040133002	A8H220130005	A8H220130003	A8H260119003	A8H210130005
LOCATION:	CRITERIA	DMW-14I	DMW-14D	DMW-16S	DMW-16I	DMW-16D	DMW-17S
SAMPLE DATE:		8/25/2008	9/3/2008	8/21/2008	8/21/2008	8/25/2008	8/20/2008
SEMIVOLATILES (ug/l)							
1,4-DIOXANE		32	NA	590	--	--	--
VOLATILES (ug/l)							
1,1,1-TRICHLOROETHANE	200	--	--	--	--	--	--
1,1-DICHLOROETHENE	7	28 J	--	--	--	--	--
1,2,3-TRICHLOROBENZENE		--	--	--	--	--	--
1,2,3-TRIMETHYLBENZENE		--	--	0.1 B	--	--	--
1,2,4-TRICHLOROBENZENE	70	--	--	1.2 B	--	--	--
1,2,4-TRIMETHYLBENZENE		--	--	--	--	--	--
1,2-DICHLOROBENZENE	600	--	--	1.9 J	--	--	--
1,2-DICHLOROETHANE	5	--	--	--	--	--	--
1,3-DICHLOROBENZENE	1.8	--	--	0.63 J	--	--	--
1,4-DICHLOROBENZENE	0.28	--	--	0.83 J	--	--	--
2-BUTANONE	700	--	--	--	--	--	0.74 J
4-ISOPROPYLTOLUENE		--	--	--	--	--	--
ACETONE	550	--	--	--	36 B	--	1.8 B
BENZENE	5	--	--	5.9	--	--	--
CARBON DISULFIDE	100	--	--	--	--	--	--
CARBON TETRACHLORIDE	5	--	--	--	--	--	--
CHLOROBENZENE	100	270	--	--	--	--	--
CHLOROETHANE	3.6	--	--	--	--	--	--
CHLOROFORM	80	--	--	--	--	--	--
CIS-1,2-DICHLOROETHENE	70	1700	--	26	76	--	--
ETHYLBENZENE	700	--	--	--	--	--	--
ISOPROPYLBENZENE	66	--	--	--	--	--	--
M+P-XYLENES		--	--	--	--	--	--

TABLE E-1
SUMMARY OF POSITIVE DETECTS FOR GROUNDWATER
MARTIN STATE AIRPORT
MIDDLE RIVER, MARYLAND

SAMPLE ID:	MDE	DMW-14I-082508	DMW-14D-090308	DMW-16S-082108	DMW-16I-082108	DMW-16D-082508	DMW-17S-082008
LABORATORY ID:	GROUNDWATER	A8H260119005	A8I040133002	A8H220130005	A8H220130003	A8H260119003	A8H210130005
LOCATION:	CRITERIA	DMW-14I	DMW-14D	DMW-16S	DMW-16I	DMW-16D	DMW-17S
SAMPLE DATE:		8/25/2008	9/3/2008	8/21/2008	8/21/2008	8/25/2008	8/20/2008
METHYLENE CHLORIDE	5	--	--	--	--	--	--
NAPHTHALENE	0.65	--	--	--	--	--	--
N-PROPYLBENZENE		--	--	--	--	--	--
O-XYLENE		--	--	--	--	--	--
SEC-BUTYLBENZENE		--	--	--	--	--	--
TERT-BUTYLBENZENE		--	--	--	--	--	--
TERTIARY-BUTYL ALCOHOL		--	--	14 B	--	--	5.6 B
TETRACHLOROETHENE	5	--	--	--	--	--	--
TOLUENE	1000	--	--	--	--	--	--
TOTAL XYLENES	10000	--	--	--	--	--	--
TRANS-1,2-DICHLOROETHENE	100	--	--	--	--	--	--
TRICHLOROETHENE	5	50 J	--	--	380	--	--
VINYL CHLORIDE	2	1000	--	73	6.8 J	--	0.54 J
TOTAL METALS (ug/l)							
ANTIMONY	6	--	0.33 B	--	0.9 B	--	--
ARSENIC	10	23.2	19.6	3.9	30	2.8	9.6
BARIUM	2000	16 K	25.6	41.7	39.4	7.7	95
BERYLLIUM	4	--	0.71	3.6	0.32 B	0.016	--
CADMIUM	5	--	0.12 B	0.015 B	0.11 B	0.01 B	--
CALCIUM		183000	1660 B	50000	2530	NA	NA
CHROMIUM	100	1.3 K	22.9	16.3	1.6 K	1.7	1.7 J
COBALT		13.4 L	8.8	33.5	8.7	4.6 L	0.47
COPPER	1300	0.15 B	37.2	0.097 B	1.3 B	2 B	0.55 B
IRON	2600	73500	11100	43800	14900	4020	47600
LEAD	15	0.064 B	2.6	0.091 B	3.2	0.33	0.27 B
MAGNESIUM		29800	592	50700	2330	NA	NA

TABLE E-1
SUMMARY OF POSITIVE DETECTS FOR GROUNDWATER
MARTIN STATE AIRPORT
MIDDLE RIVER, MARYLAND

SAMPLE ID:	MDE	DMW-14I-082508	DMW-14D-090308	DMW-16S-082108	DMW-16I-082108	DMW-16D-082508	DMW-17S-082008
LABORATORY ID:	GROUNDWATER	A8H260119005	A8I040133002	A8H220130005	A8H220130003	A8H260119003	A8H210130005
LOCATION:	CRITERIA	DMW-14I	DMW-14D	DMW-16S	DMW-16I	DMW-16D	DMW-17S
SAMPLE DATE:		8/25/2008	9/3/2008	8/21/2008	8/21/2008	8/25/2008	8/20/2008
MANGANESE	73	2120	47.3	2740	163	39.6	1370
MERCURY	2	--	0.83	--	--	--	--
MOLYBDENUM		--	3	0.15 B	2.6 B	--	0.73 K
NICKEL	73	7.1 K	11.7	35.4	11.5	6.1	0.58 K
SELENIUM	50	0.32	1.1	4.5	0.62 B	--	0.18
SILVER	18	--	0.044 B	--	0.038 B	--	--
THALLIUM	2	--	0.18 B	--	--	0.15 B	--
VANADIUM	3.7	0.72	31.6	39.7	1.4	2.5	1.5
ZINC	1100	2.6 B	31.1	243	20 B	10.9 B	6.2 B
FILTERED METALS (ug/l)							
ANTIMONY	6	--	0.065 B	0.046 B	0.17 B	--	--
ARSENIC	10	22.1	7.9	2.3	30.6	1.7	8.9
BARIUM	2000	14.5 K	8.1	38	19.7	6.4	90
BERYLLIUM	4	--	0.18	0.61	0.081 B	--	--
CADMIUM	5	--	0.012 B	--	0.025 B	--	--
CALCIUM		181000	1630 B	46000	2380	NA	NA
CHROMIUM	100	0.92 K	1.8	2.7 K	0.61 B	0.36 B	0.71 B
COBALT		12.9	7.3	29.4	7.8	5.2	0.42
COPPER	1300	--	2.6 B	0.053 B	0.52 B	0.064 B	0.066 B
IRON	2600	68600	4020	41500	12400	2210	44900
LEAD	15	--	0.18 B	0.036 B	0.77 B	0.026 B	0.34 B
MAGNESIUM		27700	418	46900	1820	NA	NA
MANGANESE	73	2020	50.3	2520	149	41.7	1320
MERCURY	2	--	--	--	--	--	--
MOLYBDENUM		--	0.4 B	0.16 B	1.4 B	--	0.53 K
NICKEL	73	6.5 K	8	30.7	10.2	7.2	0.23 B

TABLE E-1
SUMMARY OF POSITIVE DETECTS FOR GROUNDWATER
MARTIN STATE AIRPORT
MIDDLE RIVER, MARYLAND

SAMPLE ID:	MDE	DMW-14I-082508	DMW-14D-090308	DMW-16S-082108	DMW-16I-082108	DMW-16D-082508	DMW-17S-082008
LABORATORY ID:	GROUNDWATER	A8H260119005	A8I040133002	A8H220130005	A8H220130003	A8H260119003	A8H210130005
LOCATION:	CRITERIA	DMW-14I	DMW-14D	DMW-16S	DMW-16I	DMW-16D	DMW-17S
SAMPLE DATE:		8/25/2008	9/3/2008	8/21/2008	8/21/2008	8/25/2008	8/20/2008
SELENIUM	50	0.27	--	1.6	0.14 B	--	--
SILVER	18	--	--	--	--	--	--
THALLIUM	2	--	--	--	--	--	--
VANADIUM	3.7	0.64	2.9	3.4	--	--	--
ZINC	1100	1.9 B	15 B	1.6 B	12.1 B	11.5 B	3.7 B
MISCELLANEOUS (mg/l)							
ALKALINITY		79.4	4.9	458	51.6	NA	NA
CHEMICAL OXYGEN DEMAND		42	--	89	17.3	NA	NA
HEXAVALENT CHROMIUM	0.100	--	0.04	--	--	--	--
TOTAL ORGANIC CARBON		10	1	24	2	NA	NA
MISCELLANEOUS (S.U.)							
PH		6.1	5.7	6.6	6.4	NA	NA

TABLE E-1
SUMMARY OF POSITIVE DETECTS FOR GROUNDWATER
MARTIN STATE AIRPORT
MIDDLE RIVER, MARYLAND

SAMPLE ID:	MDE	DMW-17I-082008	DMW-17D-090508	DMW-18S-090208	DMW-18I-090208	DMW-18D-090208	DMW-21I-080808
LABORATORY ID:	GROUNDWATER	A8H210130003	A8I060117002	A8I030112004	A8I030112002	A8I030112003	A8H090106002
LOCATION:	CRITERIA	DMW-17I	DMW-17D	DMW-18S	DMW-18I	DMW-18D	DMW-21I
SAMPLE DATE:		8/20/2008	9/5/2008	9/2/2008	9/2/2008	9/2/2008	8/8/2008
SEMIVOLATILES (ug/l)							
1,4-DIOXANE		--	--	11	62	--	3
VOLATILES (ug/l)							
1,1,1-TRICHLOROETHANE	200	--	--	--	--	--	--
1,1-DICHLOROETHENE	7	--	--	--	--	--	5 J
1,2,3-TRICHLOROBENZENE		--	--	--	--	0.42 B	--
1,2,3-TRIMETHYLBENZENE		--	--	--	--	--	--
1,2,4-TRICHLOROBENZENE	70	--	--	--	100 B	0.25 B	--
1,2,4-TRIMETHYLBENZENE		--	--	--	--	--	--
1,2-DICHLOROBENZENE	600	--	--	--	--	--	--
1,2-DICHLOROETHANE	5	2.5 B	--	6.6 J	78 J	--	--
1,3-DICHLOROBENZENE	1.8	--	--	--	--	--	--
1,4-DICHLOROBENZENE	0.28	--	--	--	--	--	--
2-BUTANONE	700	--	1 J	--	--	--	--
4-ISOPROPYLTOLUENE		--	--	--	--	--	--
ACETONE	550	26 B	12	--	--	--	68 B
BENZENE	5	--	--	--	--	--	--
CARBON DISULFIDE	100	--	0.95 J	--	--	--	--
CARBON TETRACHLORIDE	5	--	--	--	--	--	--
CHLOROBENZENE	100	--	--	--	--	--	--
CHLOROETHANE	3.6	--	--	--	--	--	--
CHLOROFORM	80	--	0.42 J	3.7 J	--	0.58 J	--
CIS-1,2-DICHLOROETHENE	70	290	--	59	880	0.43 J	770
ETHYLBENZENE	700	--	--	--	--	--	--
ISOPROPYLBENZENE	66	--	--	--	--	--	--
M+P-XYLENES		--	--	--	--	--	--

TABLE E-1
SUMMARY OF POSITIVE DETECTS FOR GROUNDWATER
MARTIN STATE AIRPORT
MIDDLE RIVER, MARYLAND

SAMPLE ID:	MDE	DMW-17I-082008	DMW-17D-090508	DMW-18S-090208	DMW-18I-090208	DMW-18D-090208	DMW-21I-080808
LABORATORY ID:	GROUNDWATER	A8H210130003	A8I060117002	A8I030112004	A8I030112002	A8I030112003	A8H090106002
LOCATION:	CRITERIA	DMW-17I	DMW-17D	DMW-18S	DMW-18I	DMW-18D	DMW-21I
SAMPLE DATE:		8/20/2008	9/5/2008	9/2/2008	9/2/2008	9/2/2008	8/8/2008
METHYLENE CHLORIDE	5	3.3 B	--	8.2 J	140 J	--	--
NAPHTHALENE	0.65	--	--	--	--	0.3 B	--
N-PROPYLBENZENE		--	--	--	--	--	--
O-XYLENE		--	--	--	--	--	--
SEC-BUTYLBENZENE		--	--	--	--	--	--
TERT-BUTYLBENZENE		--	--	--	--	--	--
TERTIARY-BUTYL ALCOHOL		62 B	--	--	--	--	--
TETRACHLOROETHENE	5	--	--	--	--	--	--
TOLUENE	1000	--	--	--	--	--	--
TOTAL XYLENES	10000	--	--	--	--	--	--
TRANS-1,2-DICHLOROETHENE	100	--	--	--	--	--	--
TRICHLOROETHENE	5	92	--	500	9300 L	6.9	210
VINYL CHLORIDE	2	22	--	36	520	--	180
TOTAL METALS (ug/l)							
ANTIMONY	6	0.071 B	0.48 B	--	0.07 B	--	0.076 K
ARSENIC	10	17.1	17.2	3.1	19.4	0.83	7.9
BARIUM	2000	34.1	134 J	52.3	70.1	11.1	28.7
BERYLLIUM	4	0.045	1	0.018 B	7.3	0.017 B	--
CADMIUM	5	0.012 B	0.15	0.077 L	129 L	0.097 L	0.012 B
CALCIUM		NA	NA	199000	66000	1990	NA
CHROMIUM	100	3 J	89.3 J	3.2	9.3	0.27 B	1 K
COBALT		7.6	15.1	51.8 L	310 L	6.6 L	4.5
COPPER	1300	2.2 B	62.4 J	1.1 B	245 L	0.62 B	0.16 B
IRON	2600	21700	35200 J	139000	64300	888	55700
LEAD	15	2.9	26.1 J	0.48	2.5	0.072 B	2.6
MAGNESIUM		NA	NA	199000	61500	763	NA

TABLE E-1
SUMMARY OF POSITIVE DETECTS FOR GROUNDWATER
MARTIN STATE AIRPORT
MIDDLE RIVER, MARYLAND

SAMPLE ID:	MDE	DMW-17I-082008	DMW-17D-090508	DMW-18S-090208	DMW-18I-090208	DMW-18D-090208	DMW-21I-080808
LABORATORY ID:	GROUNDWATER	A8H210130003	A8I060117002	A8I030112004	A8I030112002	A8I030112003	A8H090106002
LOCATION:	CRITERIA	DMW-17I	DMW-17D	DMW-18S	DMW-18I	DMW-18D	DMW-21I
SAMPLE DATE:		8/20/2008	9/5/2008	9/2/2008	9/2/2008	9/2/2008	8/8/2008
MANGANESE	73	176	171	3910	4820	50.6	1330
MERCURY	2	0.15	0.22 B	--	0.11 B	--	--
MOLYBDENUM		1.4 B	5.4 L	0.51 B	0.82	--	0.31 K
NICKEL	73	5.9	32.5	28.8 L	197 L	10 L	1.2 K
SELENIUM	50	0.18 L	2.8	0.76	20.6	--	0.44 B
SILVER	18	--	0.058	--	0.003 B	--	--
THALLIUM	2	--	0.64 B	--	--	--	--
VANADIUM	3.7	3.5	139 J	3	12.8	--	0.96 B
ZINC	1100	12.8 B	93.5	32.8 L	356 L	16.3 B	8.3 B
FILTERED METALS (ug/l)							
ANTIMONY	6	--	--	--	--	--	--
ARSENIC	10	15	2.9	2.8	5.4	0.85	7.8
BARIUM	2000	27.2	18.1	47.2	67.2	11.5	28.4
BERYLLIUM	4	--	--	0.034 B	2.2	0.018 B	--
CADMIUM	5	--	--	--	36.2 L	0.076 L	0.007 B
CALCIUM		NA	NA	184000	68400	2220	NA
CHROMIUM	100	1 B	0.19 B	2	1.6	0.2 B	0.94 B
COBALT		7	8.4	66.4 L	300 L	6.9 L	3.3
COPPER	1300	0.12 B	0.096 B	0.13 B	6.2 L	0.11 B	--
IRON	2600	18600	12000	132000	43600	800	55000
LEAD	15	0.065 B	0.043 B	--	0.085 B	0.039 B	0.047 B
MAGNESIUM		NA	NA	183000	63400	839	NA
MANGANESE	73	164	161	3950	4650	50.9	1350
MERCURY	2	0.12	0.13 B	--	--	--	--
MOLYBDENUM		0.66 B	1.3 B	--	--	--	0.23 K
NICKEL	73	5.4	12.6	36.4 L	190 L	10.1 L	0.97 K

TABLE E-1
SUMMARY OF POSITIVE DETECTS FOR GROUNDWATER
MARTIN STATE AIRPORT
MIDDLE RIVER, MARYLAND

SAMPLE ID:	MDE	DMW-17I-082008	DMW-17D-090508	DMW-18S-090208	DMW-18I-090208	DMW-18D-090208	DMW-21I-080808
LABORATORY ID:	GROUNDWATER	A8H210130003	A8I060117002	A8I030112004	A8I030112002	A8I030112003	A8H090106002
LOCATION:	CRITERIA	DMW-17I	DMW-17D	DMW-18S	DMW-18I	DMW-18D	DMW-21I
SAMPLE DATE:		8/20/2008	9/5/2008	9/2/2008	9/2/2008	9/2/2008	8/8/2008
SELENIUM	50	--	--	0.77	7	--	0.42 B
SILVER	18	--	--	--	--	--	0.007 B
THALLIUM	2	--	0.45 B	--	0.27 B	--	--
VANADIUM	3.7	0.47	--	1.9	1.1	--	--
ZINC	1100	4.5 B	18.9 B	36.6 L	309 L	16.7 B	4.8 B
MISCELLANEOUS (mg/l)							
ALKALINITY		NA	NA	355	55.1	8.8	NA
CHEMICAL OXYGEN DEMAND		NA	NA	168	56.9	--	NA
HEXAVALENT CHROMIUM	0.100	--	0.25	0.002 L	--	--	--
TOTAL ORGANIC CARBON		NA	NA	43	35	0.5	NA
MISCELLANEOUS (S.U.)							
PH		NA	NA	6.6	5.9	5.5	NA

TABLE E-1
SUMMARY OF POSITIVE DETECTS FOR GROUNDWATER
MARTIN STATE AIRPORT
MIDDLE RIVER, MARYLAND

SAMPLE ID:	MDE	DMW-21D-080808	DMW-23S-081108	DMW-24S-081108	DMW-24I-081108	DMW-28I-080808	MW15S-080608
LABORATORY ID:	GROUNDWATER	A8H090106004	A8H120110007	A8H120110004	A8H120110002	A8H090106003	A8H070118006
LOCATION:	CRITERIA	DMW-21D	DMW-23S	DMW-24S	DMW-24I	DMW-28I	MSA-MW15S
SAMPLE DATE:		8/8/2008	8/11/2008	8/11/2008	8/11/2008	8/8/2008	8/6/2008
SEMIVOLATILES (ug/l)							
1,4-DIOXANE		--	7.3	--	--	--	--
VOLATILES (ug/l)							
1,1,1-TRICHLOROETHANE	200	--	--	--	--	--	--
1,1-DICHLOROETHENE	7	--	--	--	--	--	--
1,2,3-TRICHLOROBENZENE		--	--	--	--	--	--
1,2,3-TRIMETHYLBENZENE		--	0.11 J	--	--	--	--
1,2,4-TRICHLOROBENZENE	70	--	--	--	--	--	--
1,2,4-TRIMETHYLBENZENE		--	--	--	--	--	--
1,2-DICHLOROBENZENE	600	--	0.42 J	--	--	--	--
1,2-DICHLOROETHANE	5	--	0.58 B	--	--	7.9 B	--
1,3-DICHLOROBENZENE	1.8	--	--	--	--	--	--
1,4-DICHLOROBENZENE	0.28	--	--	--	--	--	--
2-BUTANONE	700	--	1.4 J	--	--	--	--
4-ISOPROPYLTOLUENE		--	--	--	--	--	--
ACETONE	550	5.9 B	3.1 B	1.2 B	8 B	88 B	2.5 B
BENZENE	5	--	4.2	--	--	--	--
CARBON DISULFIDE	100	--	0.55 J	--	--	--	--
CARBON TETRACHLORIDE	5	--	--	--	--	--	--
CHLOROBENZENE	100	--	0.31 J	--	--	--	--
CHLOROETHANE	3.6	--	--	--	--	--	--
CHLOROFORM	80	--	--	0.18 J	0.44 J	--	--
CIS-1,2-DICHLOROETHENE	70	--	0.85 J	--	--	440	13
ETHYLBENZENE	700	--	--	--	--	--	--
ISOPROPYLBENZENE	66	--	0.32 J	--	--	--	--
M+P-XYLENES		--	--	--	--	--	--

TABLE E-1
SUMMARY OF POSITIVE DETECTS FOR GROUNDWATER
MARTIN STATE AIRPORT
MIDDLE RIVER, MARYLAND

SAMPLE ID:	MDE	DMW-21D-080808	DMW-23S-081108	DMW-24S-081108	DMW-24I-081108	DMW-28I-080808	MW15S-080608
LABORATORY ID:	GROUNDWATER	A8H090106004	A8H120110007	A8H120110004	A8H120110002	A8H090106003	A8H070118006
LOCATION:	CRITERIA	DMW-21D	DMW-23S	DMW-24S	DMW-24I	DMW-28I	MSA-MW15S
SAMPLE DATE:		8/8/2008	8/11/2008	8/11/2008	8/11/2008	8/8/2008	8/6/2008
METHYLENE CHLORIDE	5	--	--	--	--	--	--
NAPHTHALENE	0.65	--	0.31 J	--	--	--	--
N-PROPYLBENZENE		--	--	--	--	--	--
O-XYLENE		--	--	--	--	--	--
SEC-BUTYLBENZENE		--	0.39 J	--	--	--	--
TERT-BUTYLBENZENE		--	0.42 J	--	--	--	--
TERTIARY-BUTYL ALCOHOL		--	--	--	--	--	--
TETRACHLOROETHENE	5	--	--	--	--	--	--
TOLUENE	1000	9.2	--	--	--	--	--
TOTAL XYLENES	10000	--	--	--	--	--	--
TRANS-1,2-DICHLOROETHENE	100	--	--	--	--	--	--
TRICHLOROETHENE	5	--	--	--	56	830	45
VINYL CHLORIDE	2	--	5.6	--	--	54	0.65 J
TOTAL METALS (ug/l)							
ANTIMONY	6	0.048 K	0.32 B	0.046 B	0.15 B	0.19 K	--
ARSENIC	10	2.7	12	36.7	2.9	6.6	4.7
BARIUM	2000	34.4	123	18.9	22.3	132	18.8
BERYLLIUM	4	0.44	--	5.9	2.4	0.14 B	0.97
CADMIUM	5	0.032 B	0.31 B	3.1	0.24 B	0.034 B	0.4 L
CALCIUM		NA	NA	NA	NA	NA	NA
CHROMIUM	100	1.4	3.9 K	12.3 K	4.6 K	2.9 K	6.4
COBALT		15.3	4.8	404	35.3	42.2	117
COPPER	1300	0.28 B	1.1 B	162	16.1	0.38 B	55.6
IRON	2600	10700	38000	86200	6210	39200	14700
LEAD	15	0.25 B	0.45	1.3	0.6	0.44 K	1.7
MAGNESIUM		NA	NA	NA	NA	NA	NA

TABLE E-1
SUMMARY OF POSITIVE DETECTS FOR GROUNDWATER
MARTIN STATE AIRPORT
MIDDLE RIVER, MARYLAND

SAMPLE ID:	MDE	DMW-21D-080808	DMW-23S-081108	DMW-24S-081108	DMW-24I-081108	DMW-28I-080808	MW15S-080608
LABORATORY ID:	GROUNDWATER	A8H090106004	A8H120110007	A8H120110004	A8H120110002	A8H090106003	A8H070118006
LOCATION:	CRITERIA	DMW-21D	DMW-23S	DMW-24S	DMW-24I	DMW-28I	MSA-MW15S
SAMPLE DATE:		8/8/2008	8/11/2008	8/11/2008	8/11/2008	8/8/2008	8/6/2008
MANGANESE	73	168	1780	2960	654	551	302
MERCURY	2	--	--	--	--	--	--
MOLYBDENUM		0.51 K	3.9	--	0.14 B	2 K	--
NICKEL	73	21.7	3.4	530	9.7	36.9	137
SELENIUM	50	--	0.42	47.2	3.2	--	3.3
SILVER	18	0.004 B	--	0.005 B	--	0.03 B	0.005 B
THALLIUM	2	--	--	0.29 B	--	0.14 B	--
VANADIUM	3.7	1.4 B	1.2	81.8	1.3	1.5 B	10.4
ZINC	1100	20.4	4.7 B	1780	28.3 B	41.3	119
FILTERED METALS (ug/l)							
ANTIMONY	6	--	0.047 B	0.059 B	0.054 B	0.093 K	--
ARSENIC	10	2.7	10.7	36	2.6	7.4	4.6
BARIUM	2000	33.6	112	18.9	22.1	116	21.4
BERYLLIUM	4	0.43	--	6.2	2.2	0.12 B	1.1
CADMIUM	5	0.022 B	--	3.1	0.23 B	0.012 B	0.46 L
CALCIUM		NA	NA	NA	NA	NA	NA
CHROMIUM	100	0.42 B	2.1 K	12.2 K	2.7 K	1.8 K	5.7
COBALT		12.7	4.2	410	35	46.2	128
COPPER	1300	--	0.28 B	156	6.8	--	48.6
IRON	2600	10300	33300	87700	5050	40400	13800
LEAD	15	0.024 B	0.043	1.3	0.36 B	0.028 B	0.86
MAGNESIUM		NA	NA	NA	NA	NA	NA
MANGANESE	73	171	1500	2930	748	572	311
MERCURY	2	--	--	--	--	--	--
MOLYBDENUM		--	2	--	--	2.4 K	--
NICKEL	73	13.6 K	2.6	542	9.5	39.6	151

TABLE E-1
SUMMARY OF POSITIVE DETECTS FOR GROUNDWATER
MARTIN STATE AIRPORT
MIDDLE RIVER, MARYLAND

SAMPLE ID:	MDE	DMW-21D-080808	DMW-23S-081108	DMW-24S-081108	DMW-24I-081108	DMW-28I-080808	MW15S-080608
LABORATORY ID:	GROUNDWATER	A8H090106004	A8H120110007	A8H120110004	A8H120110002	A8H090106003	A8H070118006
LOCATION:	CRITERIA	DMW-21D	DMW-23S	DMW-24S	DMW-24I	DMW-28I	MSA-MW15S
SAMPLE DATE:		8/8/2008	8/11/2008	8/11/2008	8/11/2008	8/8/2008	8/6/2008
SELENIUM	50	--	0.41	48.3	3.2	--	3.6
SILVER	18	0.005 B	--	--	--	--	--
THALLIUM	2	--	--	0.26 B	--	--	--
VANADIUM	3.7	0.5 B	0.79	82.4	--	0.84 B	2.8
ZINC	1100	11.7 B	3.3 B	1810	28.6 B	33.9	131
MISCELLANEOUS (mg/l)							
ALKALINITY		NA	NA	NA	NA	NA	NA
CHEMICAL OXYGEN DEMAND		NA	NA	NA	NA	NA	NA
HEXAVALENT CHROMIUM	0.100	--	--	--	--	--	--
TOTAL ORGANIC CARBON		NA	NA	NA	NA	NA	NA
MISCELLANEOUS (S.U.)							
PH		NA	NA	NA	NA	NA	NA

TABLE E-1
SUMMARY OF POSITIVE DETECTS FOR GROUNDWATER
MARTIN STATE AIRPORT
MIDDLE RIVER, MARYLAND

SAMPLE ID:	MDE	MW15I-080608	MW15D-080608	MW19I-080708	MW19D-080708	MW20S-080608	MW20I-080608
LABORATORY ID:	GROUNDWATER	A8H070118005	A8H070118002	A8H080117003	A8H080117005	A8H070118003	A8H070118004
LOCATION:	CRITERIA	MSA-MW15I	MSA-MW15D	MSA-MW19I	MSA-MW19D	MSA-MW20S	MSA-MW20I
SAMPLE DATE:		8/6/2008	8/6/2008	8/7/2008	8/7/2008	8/6/2008	8/6/2008
SEMIVOLATILES (ug/l)							
1,4-DIOXANE		--	--	18	--	130	4.8
VOLATILES (ug/l)							
1,1,1-TRICHLOROETHANE	200	--	--	--	--	--	--
1,1-DICHLOROETHENE	7	--	--	--	--	20 J	--
1,2,3-TRICHLOROBENZENE		--	--	--	--	--	--
1,2,3-TRIMETHYLBENZENE		--	--	--	--	--	--
1,2,4-TRICHLOROBENZENE	70	--	--	--	--	--	--
1,2,4-TRIMETHYLBENZENE		--	--	--	--	--	--
1,2-DICHLOROBENZENE	600	--	--	--	--	--	--
1,2-DICHLOROETHANE	5	--	--	3.4 B	--	--	--
1,3-DICHLOROBENZENE	1.8	--	--	--	--	--	--
1,4-DICHLOROBENZENE	0.28	--	--	--	--	--	--
2-BUTANONE	700	--	1.3 B	--	--	--	--
4-ISOPROPYLTOLUENE		--	--	--	--	--	--
ACETONE	550	640 B	--	12 B	1.1 B	150 B	22 B
BENZENE	5	--	--	--	--	--	--
CARBON DISULFIDE	100	--	0.9 J	--	0.39 J	--	--
CARBON TETRACHLORIDE	5	--	--	--	--	--	--
CHLOROBENZENE	100	--	--	--	--	450	24
CHLOROETHANE	3.6	--	--	--	--	--	--
CHLOROFORM	80	--	0.17 J	--	--	--	--
CIS-1,2-DICHLOROETHENE	70	1600	--	170	--	2100	240
ETHYLBENZENE	700	--	--	--	--	41 J	--
ISOPROPYLBENZENE	66	--	--	--	--	--	--
M+P-XYLENES		--	--	--	--	--	--

TABLE E-1
SUMMARY OF POSITIVE DETECTS FOR GROUNDWATER
MARTIN STATE AIRPORT
MIDDLE RIVER, MARYLAND

SAMPLE ID:	MDE	MW15I-080608	MW15D-080608	MW19I-080708	MW19D-080708	MW20S-080608	MW20I-080608
LABORATORY ID:	GROUNDWATER	A8H070118005	A8H070118002	A8H080117003	A8H080117005	A8H070118003	A8H070118004
LOCATION:	CRITERIA	MSA-MW15I	MSA-MW15D	MSA-MW19I	MSA-MW19D	MSA-MW20S	MSA-MW20I
SAMPLE DATE:		8/6/2008	8/6/2008	8/7/2008	8/7/2008	8/6/2008	8/6/2008
METHYLENE CHLORIDE	5	--	--	--	--	--	--
NAPHTHALENE	0.65	--	--	--	--	--	--
N-PROPYLBENZENE		--	--	--	--	--	--
O-XYLENE		--	--	--	--	--	--
SEC-BUTYLBENZENE		--	--	--	--	--	--
TERT-BUTYLBENZENE		--	--	--	--	--	--
TERTIARY-BUTYL ALCOHOL		--	--	--	--	--	--
TETRACHLOROETHENE	5	--	--	--	--	--	--
TOLUENE	1000	--	--	--	--	23 J	--
TOTAL XYLENES	10000	--	--	--	--	--	--
TRANS-1,2-DICHLOROETHENE	100	--	--	1.3 J	--	29 J	--
TRICHLOROETHENE	5	7300	0.82 B	150	2.4 B	1300	46
VINYL CHLORIDE	2	160 J	--	81	--	1100	200
TOTAL METALS (ug/l)							
ANTIMONY	6	--	--	0.14 B	0.036 B	--	0.2 K
ARSENIC	10	8.2 K	0.64	4.9 K	1.1 K	8.9 K	2.2 K
BARIUM	2000	43	37.2	64.6	99	24	29.9
BERYLLIUM	4	0.24	0.076	0.99	1.6	0.15 K	0.014 B
CADMIUM	5	0.046 B	0.062 B	0.073 B	0.015 B	0.014 B	0.15 B
CALCIUM		NA	NA	NA	NA	NA	NA
CHROMIUM	100	8.7	2	2.6 B	8.5	2 K	3.3 K
COBALT		39.2	9	62.3	77.4	3.4	4.8
COPPER	1300	0.65 B	3 K	--	--	--	2.5 K
IRON	2600	23700	10800	51800	24100	137000	41300
LEAD	15	0.62	0.39	0.11 B	0.033 B	0.24 B	5.7
MAGNESIUM		NA	NA	NA	NA	NA	NA

TABLE E-1
SUMMARY OF POSITIVE DETECTS FOR GROUNDWATER
MARTIN STATE AIRPORT
MIDDLE RIVER, MARYLAND

SAMPLE ID:	MDE	MW15I-080608	MW15D-080608	MW19I-080708	MW19D-080708	MW20S-080608	MW20I-080608
LABORATORY ID:	GROUNDWATER	A8H070118005	A8H070118002	A8H080117003	A8H080117005	A8H070118003	A8H070118004
LOCATION:	CRITERIA	MSA-MW15I	MSA-MW15D	MSA-MW19I	MSA-MW19D	MSA-MW20S	MSA-MW20I
SAMPLE DATE:		8/6/2008	8/6/2008	8/7/2008	8/7/2008	8/6/2008	8/6/2008
MANGANESE	73	396	431	2790	2770	4550	1760
MERCURY	2	--	--	--	--	--	--
MOLYBDENUM		1 K	0.88 K	0.62 B	--	0.2 K	0.34 K
NICKEL	73	40	14.2	41.3	34.6	1.3 K	1.6 K
SELENIUM	50	0.34	--	3.1	0.36	2.8	0.33
SILVER	18	--	0.01 B	0.006 B	--	--	0.036 B
THALLIUM	2	--	--	--	--	--	--
VANADIUM	3.7	6.8	1.1	2.5 B	1.2 B	1.4	2.1
ZINC	1100	45.5	16.7 B	93.4	77.3	7.4 B	9.8 B
FILTERED METALS (ug/l)							
ANTIMONY	6	--	--	0.096 B	0.056 B	--	--
ARSENIC	10	7.1	0.5 K	4.5 K	1.1 K	8.3 K	2
BARIUM	2000	44.8	31	63.6	102	22.3	21.3
BERYLLIUM	4	0.19	0.051 B	0.9	1.6	0.18	--
CADMIUM	5	--	0.018 B	0.048 B	0.01 B	--	--
CALCIUM		NA	NA	NA	NA	NA	NA
CHROMIUM	100	8.6	0.42 B	2.2 B	9.1	1.8	0.35 B
COBALT		43	8.2	63.6	77.5	3.3	5.4
COPPER	1300	--	--	--	--	--	--
IRON	2600	24400	9480	51700	24300	130000	37400
LEAD	15	--	0.035 B	0.037 B	0.03 B	0.025 B	--
MAGNESIUM		NA	NA	NA	NA	NA	NA
MANGANESE	73	437	380	2810	3120	4170	2010
MERCURY	2	--	--	--	--	--	--
MOLYBDENUM		0.56 K	0.52 K	0.27 B	--	--	--
NICKEL	73	43.4	12.4	41.8	33.8	1.1 K	1.1 K

TABLE E-1
SUMMARY OF POSITIVE DETECTS FOR GROUNDWATER
MARTIN STATE AIRPORT
MIDDLE RIVER, MARYLAND

SAMPLE ID:	MDE	MW15I-080608	MW15D-080608	MW19I-080708	MW19D-080708	MW20S-080608	MW20I-080608
LABORATORY ID:	GROUNDWATER	A8H070118005	A8H070118002	A8H080117003	A8H080117005	A8H070118003	A8H070118004
LOCATION:	CRITERIA	MSA-MW15I	MSA-MW15D	MSA-MW19I	MSA-MW19D	MSA-MW20S	MSA-MW20I
SAMPLE DATE:		8/6/2008	8/6/2008	8/7/2008	8/7/2008	8/6/2008	8/6/2008
SELENIUM	50	0.25	0.14	3	0.25	2.3	0.39
SILVER	18	--	0.01 B	--	--	0.003 B	--
THALLIUM	2	--	--	--	--	--	--
VANADIUM	3.7	5.5	--	1.9 B	1.3 B	0.86	--
ZINC	1100	46.4	14.2 B	99.8	74.3	2.8 B	4.1 B
MISCELLANEOUS (mg/l)							
ALKALINITY		NA	NA	NA	NA	NA	NA
CHEMICAL OXYGEN DEMAND		NA	NA	NA	NA	NA	NA
HEXAVALENT CHROMIUM	0.100	--	--	--	--	--	--
TOTAL ORGANIC CARBON		NA	NA	NA	NA	NA	NA
MISCELLANEOUS (S.U.)							
PH		NA	NA	NA	NA	NA	NA

TABLE E-1
SUMMARY OF POSITIVE DETECTS FOR GROUNDWATER
MARTIN STATE AIRPORT
MIDDLE RIVER, MARYLAND

SAMPLE ID:	MDE	MW20D-080608	MW22D-081908	DMW25S-081908	DMW25I-081908	MW26S-080708	MW26I-080708
LABORATORY ID:	GROUNDWATER	A8H070118007	A8H200234001	A8H200234002	A8H200234003	A8H080117002	A8H080117006
LOCATION:	CRITERIA	MSA-MW20D	MSA-MW22D	MSA-DMW25S	MSA-DMW25I	MSA-MW26S	MSA-MW26I
SAMPLE DATE:		8/6/2008	8/19/2008	8/19/2008	8/19/2008	8/7/2008	8/7/2008
SEMIVOLATILES (ug/l)							
1,4-DIOXANE		1.8	--	--	--	3.1	1.8
VOLATILES (ug/l)							
1,1,1-TRICHLOROETHANE	200	--	--	--	--	--	--
1,1-DICHLOROETHENE	7	--	--	--	--	--	--
1,2,3-TRICHLOROBENZENE		--	--	--	--	--	--
1,2,3-TRIMETHYLBENZENE		--	--	--	--	1.1 J	--
1,2,4-TRICHLOROBENZENE	70	--	--	--	--	--	--
1,2,4-TRIMETHYLBENZENE		--	--	--	--	1.4 J	--
1,2-DICHLOROBENZENE	600	--	--	--	--	--	--
1,2-DICHLOROETHANE	5	0.79 B	--	--	--	--	--
1,3-DICHLOROBENZENE	1.8	--	--	--	--	--	--
1,4-DICHLOROBENZENE	0.28	--	--	--	--	--	--
2-BUTANONE	700	--	--	0.82 J	--	--	--
4-ISOPROPYLTOLUENE		--	--	--	--	11	--
ACETONE	550	--	2.1 B	2.9 B	3.1 B	24 B	--
BENZENE	5	--	--	--	--	22	--
CARBON DISULFIDE	100	--	--	--	--	--	0.29 J
CARBON TETRACHLORIDE	5	--	--	--	--	--	--
CHLOROBENZENE	100	--	--	--	--	--	--
CHLOROETHANE	3.6	--	--	--	--	--	--
CHLOROFORM	80	0.37 J	--	--	--	--	--
CIS-1,2-DICHLOROETHENE	70	3.3	0.37 J	3.3	--	150	1.2
ETHYLBENZENE	700	--	--	--	--	1.5 J	--
ISOPROPYLBENZENE	66	--	--	--	--	--	--
M+P-XYLENES		--	--	--	--	--	0.33 J

TABLE E-1
SUMMARY OF POSITIVE DETECTS FOR GROUNDWATER
MARTIN STATE AIRPORT
MIDDLE RIVER, MARYLAND

SAMPLE ID:	MDE	MW20D-080608	MW22D-081908	DMW25S-081908	DMW25I-081908	MW26S-080708	MW26I-080708
LABORATORY ID:	GROUNDWATER	A8H070118007	A8H200234001	A8H200234002	A8H200234003	A8H080117002	A8H080117006
LOCATION:	CRITERIA	MSA-MW20D	MSA-MW22D	MSA-DMW25S	MSA-DMW25I	MSA-MW26S	MSA-MW26I
SAMPLE DATE:		8/6/2008	8/19/2008	8/19/2008	8/19/2008	8/7/2008	8/7/2008
METHYLENE CHLORIDE	5	--	--	--	--	--	--
NAPHTHALENE	0.65	--	--	--	--	--	--
N-PROPYLBENZENE		--	--	--	--	--	--
O-XYLENE		--	--	--	--	1.4 J	--
SEC-BUTYLBENZENE		--	--	--	--	--	--
TERT-BUTYLBENZENE		--	--	--	--	--	--
TERTIARY-BUTYL ALCOHOL		--	--	--	7.6 B	--	--
TETRACHLOROETHENE	5	--	--	--	--	--	--
TOLUENE	1000	--	6.3	--	--	1.2 J	--
TOTAL XYLENES	10000	--	--	--	--	--	0.33 J
TRANS-1,2-DICHLOROETHENE	100	--	--	--	--	2 J	--
TRICHLOROETHENE	5	40	--	0.53 B	0.34 B	--	0.33 B
VINYL CHLORIDE	2	0.97 J	--	--	--	160	1.1
TOTAL METALS (ug/l)							
ANTIMONY	6	--	0.19	--	--	0.24 B	--
ARSENIC	10	1.1	3.6	11.2	6.1	4	3.5
BARIUM	2000	132	119	53.5	68.1	1610	138
BERYLLIUM	4	0.98	0.14	--	--	0.029 B	0.031 B
CADMIUM	5	0.4	0.13 L	--	0.007 B	0.03 B	0.012 B
CALCIUM		NA	NA	NA	NA	NA	NA
CHROMIUM	100	10.1	5.7	1.1 K	1.3 K	3.1 B	0.78 B
COBALT		68.6	23	1	0.34	0.86	45.3
COPPER	1300	0.77 B	4.7	0.11 B	1.1 B	4.5	1.5 B
IRON	2600	2460	32200	18200	46700	31800	33400
LEAD	15	0.058 B	2.4	0.047 B	0.21 B	0.72 B	0.23 B
MAGNESIUM		NA	NA	NA	NA	NA	NA

TABLE E-1
SUMMARY OF POSITIVE DETECTS FOR GROUNDWATER
MARTIN STATE AIRPORT
MIDDLE RIVER, MARYLAND

SAMPLE ID:	MDE	MW20D-080608	MW22D-081908	DMW25S-081908	DMW25I-081908	MW26S-080708	MW26I-080708
LABORATORY ID:	GROUNDWATER	A8H070118007	A8H200234001	A8H200234002	A8H200234003	A8H080117002	A8H080117006
LOCATION:	CRITERIA	MSA-MW20D	MSA-MW22D	MSA-DMW25S	MSA-DMW25I	MSA-MW26S	MSA-MW26I
SAMPLE DATE:		8/6/2008	8/19/2008	8/19/2008	8/19/2008	8/7/2008	8/7/2008
MANGANESE	73	1050	741	615	576	788	1040
MERCURY	2	--	--	--	--	--	--
MOLYBDENUM		0.17 K	0.7 K	1.4 K	1.5 K	0.65 B	0.24 B
NICKEL	73	49.9	10.1	1 K	0.28 B	1.4 K	16
SELENIUM	50	0.6	--	0.29	--	0.54	--
SILVER	18	--	0.028 B	--	--	0.011 B	--
THALLIUM	2	--	--	--	--	0.15 B	--
VANADIUM	3.7	--	4.7	1.9	0.91	3.3 B	0.63 B
ZINC	1100	86.6	60.5	2.1 B	5.1 B	11.3 B	3.8 B
FILTERED METALS (ug/l)							
ANTIMONY	6	--	--	--	--	0.2 B	--
ARSENIC	10	1.2	2.8 K	11.2	7.2	4.8	3.4
BARIUM	2000	134	124	52.5	73.7	1720	133
BERYLLIUM	4	1.1	0.1	--	--	0.026 B	0.026 B
CADMIUM	5	0.32 B	--	--	--	--	--
CALCIUM		NA	NA	NA	NA	NA	NA
CHROMIUM	100	10	1.2 K	1 K	0.5 B	2.7 B	0.62 B
COBALT		68.2	23.7	0.99	0.29	0.9	44.2
COPPER	1300	--	0.092 B	0.084 B	0.089 B	0.21 B	--
IRON	2600	2480	34300	17500	50800	36200	32100
LEAD	15	--	0.04 B	0.03 B	0.041 B	0.028 B	--
MAGNESIUM		NA	NA	NA	NA	NA	NA
MANGANESE	73	1060	793	602	651	924	1010
MERCURY	2	--	--	--	0.14	--	--
MOLYBDENUM		--	0.43 K	1.3 K	0.62 K	1.1 B	0.13 B
NICKEL	73	45.9	9.3	0.96 K	0.27 B	0.86 K	16

TABLE E-1
SUMMARY OF POSITIVE DETECTS FOR GROUNDWATER
MARTIN STATE AIRPORT
MIDDLE RIVER, MARYLAND

SAMPLE ID:	MDE	MW20D-080608	MW22D-081908	DMW25S-081908	DMW25I-081908	MW26S-080708	MW26I-080708
LABORATORY ID:	GROUNDWATER	A8H070118007	A8H200234001	A8H200234002	A8H200234003	A8H080117002	A8H080117006
LOCATION:	CRITERIA	MSA-MW20D	MSA-MW22D	MSA-DMW25S	MSA-DMW25I	MSA-MW26S	MSA-MW26I
SAMPLE DATE:		8/6/2008	8/19/2008	8/19/2008	8/19/2008	8/7/2008	8/7/2008
SELENIUM	50	0.83	--	0.28	--	0.31	0.17
SILVER	18	0.003 B	--	--	--	--	--
THALLIUM	2	--	--	--	--	--	--
VANADIUM	3.7	--	0.85	1.8	--	2.7 B	0.6 B
ZINC	1100	73.6	12.1 B	1.9 B	2.6 B	1.5 B	2.6 B
MISCELLANEOUS (mg/l)							
ALKALINITY		NA	NA	NA	NA	NA	NA
CHEMICAL OXYGEN DEMAND		NA	NA	NA	NA	NA	NA
HEXAVALENT CHROMIUM	0.100	--	0.01 L	0.002 L	0.002 L	0.02	--
TOTAL ORGANIC CARBON		NA	NA	NA	NA	NA	NA
MISCELLANEOUS (S.U.)							
PH		NA	NA	NA	NA	NA	NA

TABLE E-1
SUMMARY OF POSITIVE DETECTS FOR GROUNDWATER
MARTIN STATE AIRPORT
MIDDLE RIVER, MARYLAND

SAMPLE ID:	MDE	MW26D-080708	MW-2-081808	MW-3-081108	MW-4-081808	MW-5-082808	MW-6-082608
LABORATORY ID:	GROUNDWATER	A8H080117004	A8H190109002	A8H120110006	A8H190109007	A8H290111004	A8H270116004
LOCATION:	CRITERIA	MSA-MW26D	MW-2	MW-3	MW-4	MW-5	MW-6
SAMPLE DATE:		8/7/2008	8/18/2008	8/11/2008	8/18/2008	8/28/2008	8/26/2008
SEMIVOLATILES (ug/l)							
1,4-DIOXANE		--	2.2	--	0.54 J	7.3	--
VOLATILES (ug/l)							
1,1,1-TRICHLOROETHANE	200	--	--	--	--	--	--
1,1-DICHLOROETHENE	7	--	--	--	--	--	--
1,2,3-TRICHLOROBENZENE		--	--	--	--	--	--
1,2,3-TRIMETHYLBENZENE		--	--	--	--	--	--
1,2,4-TRICHLOROBENZENE	70	--	--	--	--	--	--
1,2,4-TRIMETHYLBENZENE		--	--	--	--	--	--
1,2-DICHLOROBENZENE	600	--	--	--	--	--	--
1,2-DICHLOROETHANE	5	--	--	--	2.2 B	--	--
1,3-DICHLOROBENZENE	1.8	--	--	--	--	--	--
1,4-DICHLOROBENZENE	0.28	--	--	--	--	--	--
2-BUTANONE	700	0.62 B	--	--	0.88 J	--	--
4-ISOPROPYLTOLUENE		--	--	--	--	--	--
ACETONE	550	2.1 B	2.6 B	3.4 B	3 B	--	--
BENZENE	5	--	--	--	5.8	--	--
CARBON DISULFIDE	100	--	--	--	--	--	--
CARBON TETRACHLORIDE	5	--	--	--	--	--	--
CHLOROBENZENE	100	--	--	--	0.22 J	--	--
CHLOROETHANE	3.6	--	--	--	--	--	--
CHLOROFORM	80	1.1	--	--	--	--	--
CIS-1,2-DICHLOROETHENE	70	4.1	13	61	1.5	2300	0.34 J
ETHYLBENZENE	700	--	--	--	--	--	--
ISOPROPYLBENZENE	66	--	--	--	--	--	--
M+P-XYLENES		--	--	--	--	--	--

TABLE E-1
SUMMARY OF POSITIVE DETECTS FOR GROUNDWATER
MARTIN STATE AIRPORT
MIDDLE RIVER, MARYLAND

SAMPLE ID:	MDE	MW26D-080708	MW-2-081808	MW-3-081108	MW-4-081808	MW-5-082808	MW-6-082608
LABORATORY ID:	GROUNDWATER	A8H080117004	A8H190109002	A8H120110006	A8H190109007	A8H290111004	A8H270116004
LOCATION:	CRITERIA	MSA-MW26D	MW-2	MW-3	MW-4	MW-5	MW-6
SAMPLE DATE:		8/7/2008	8/18/2008	8/11/2008	8/18/2008	8/28/2008	8/26/2008
METHYLENE CHLORIDE	5	--	--	--	--	--	--
NAPHTHALENE	0.65	--	--	--	--	--	--
N-PROPYLBENZENE		--	--	--	--	--	--
O-XYLENE		--	--	--	--	--	--
SEC-BUTYLBENZENE		--	--	--	--	--	--
TERT-BUTYLBENZENE		--	--	--	--	--	--
TERTIARY-BUTYL ALCOHOL		--	--	--	5.5 B	--	--
TETRACHLOROETHENE	5	0.73 J	--	--	--	--	--
TOLUENE	1000	--	--	--	--	--	--
TOTAL XYLENES	10000	--	--	--	--	--	--
TRANS-1,2-DICHLOROETHENE	100	--	--	--	1.4	51 J	--
TRICHLOROETHENE	5	1.4 B	6.8	1.2 B	--	--	--
VINYL CHLORIDE	2	0.69 J	9.3	16	3.9	570	--
TOTAL METALS (ug/l)							
ANTIMONY	6	0.1 B	0.069 B	0.081 B	2.9	0.12 B	--
ARSENIC	10	7.2	7.8	1.5	1.3	1.6	3.8
BARIUM	2000	20.2	13.5	33.9	56.5	17.7	9.1 K
BERYLLIUM	4	0.073 B	6.5	--	--	0.03 B	0.42
CADMIUM	5	0.048 B	12.4	0.032 B	23.7	0.007 B	0.6 L
CALCIUM		NA	NA	NA	NA	NA	NA
CHROMIUM	100	3.8 B	13.3 J	1.9 K	4.5 J	0.44 B	0.72 B
COBALT		1.1	49.6	0.86	0.54	0.25	56.4
COPPER	1300	9.7	41.8	2.8 K	34.5	0.086 B	1.2 B
IRON	2600	8430	22300	6740	6010	24700	102000
LEAD	15	1.8	3.5	0.62	16.9	0.19 B	0.74 K
MAGNESIUM		NA	NA	NA	NA	NA	NA

TABLE E-1
SUMMARY OF POSITIVE DETECTS FOR GROUNDWATER
MARTIN STATE AIRPORT
MIDDLE RIVER, MARYLAND

SAMPLE ID:	MDE	MW26D-080708	MW-2-081808	MW-3-081108	MW-4-081808	MW-5-082808	MW-6-082608
LABORATORY ID:	GROUNDWATER	A8H080117004	A8H190109002	A8H120110006	A8H190109007	A8H290111004	A8H270116004
LOCATION:	CRITERIA	MSA-MW26D	MW-2	MW-3	MW-4	MW-5	MW-6
SAMPLE DATE:		8/7/2008	8/18/2008	8/11/2008	8/18/2008	8/28/2008	8/26/2008
MANGANESE	73	119	2350	131	370	1880	12000
MERCURY	2	--	--	--	--	--	--
MOLYBDENUM		0.41 B	1.1 B	--	2.8	2.8	--
NICKEL	73	2.4 K	78.1	1.1	6	0.48	17.4
SELENIUM	50	0.4	19.1	--	0.3 L	0.24	5.1 L
SILVER	18	0.011 B	--	--	0.24 B	--	--
THALLIUM	2	--	0.62 B	--	0.12 B	0.16 B	0.18 B
VANADIUM	3.7	5.2	35.7	4.3	2.3	--	12.9
ZINC	1100	13.5 B	386	19.7 B	657	3.3 B	62.6
FILTERED METALS (ug/l)							
ANTIMONY	6	--	--	0.059 B	0.21 B	0.093 B	--
ARSENIC	10	7.3	7.7	1.4	0.64	1.6	3.5
BARIUM	2000	13.5	11.5	35.2	52.7	17.4	9.5 K
BERYLLIUM	4	--	6.4	--	--	--	0.36 L
CADMIUM	5	--	12.4	--	0.52 B	--	0.68 L
CALCIUM		NA	NA	NA	NA	NA	NA
CHROMIUM	100	0.68 B	2.9	1.5 K	1.3	0.48 B	0.67 B
COBALT		1.1	49	0.83	0.38 B	0.23	56.3
COPPER	1300	0.17 B	36.7	0.2 B	1 K	0.085 B	0.5 B
IRON	2600	9250	21700	6900	3950	23700	100000
LEAD	15	0.037 B	3.6	0.072 B	0.34 B	0.17 B	0.087 B
MAGNESIUM		NA	NA	NA	NA	NA	NA
MANGANESE	73	140	2420	139	357	1840	11900
MERCURY	2	--	--	--	0.1 K	0.19	--
MOLYBDENUM		--	3.5 K	--	2.7	2.7	--
NICKEL	73	2 K	77.2	0.74	4.6	0.38 B	17.8

TABLE E-1
SUMMARY OF POSITIVE DETECTS FOR GROUNDWATER
MARTIN STATE AIRPORT
MIDDLE RIVER, MARYLAND

SAMPLE ID:	MDE	MW26D-080708	MW-2-081808	MW-3-081108	MW-4-081808	MW-5-082808	MW-6-082608
LABORATORY ID:	GROUNDWATER	A8H080117004	A8H190109002	A8H120110006	A8H190109007	A8H290111004	A8H270116004
LOCATION:	CRITERIA	MSA-MW26D	MW-2	MW-3	MW-4	MW-5	MW-6
SAMPLE DATE:		8/7/2008	8/18/2008	8/11/2008	8/18/2008	8/28/2008	8/26/2008
SELENIUM	50	--	17.6	0.24	--	0.18	5.6 L
SILVER	18	--	--	--	--	--	--
THALLIUM	2	--	0.66 B	--	--	--	0.19 B
VANADIUM	3.7	--	27.4	3.5	0.52	--	2.2
ZINC	1100	12.2 B	390	11.8 B	38.8	3.9 B	61.9
MISCELLANEOUS (mg/l)							
ALKALINITY		NA	NA	NA	NA	NA	NA
CHEMICAL OXYGEN DEMAND		NA	NA	NA	NA	NA	NA
HEXAVALENT CHROMIUM	0.100	0.005	--	--	0.008	0.01	--
TOTAL ORGANIC CARBON		NA	NA	NA	NA	NA	NA
MISCELLANEOUS (S.U.)							
PH		NA	NA	NA	NA	NA	NA

TABLE E-1
SUMMARY OF POSITIVE DETECTS FOR GROUNDWATER
MARTIN STATE AIRPORT
MIDDLE RIVER, MARYLAND

SAMPLE ID:	MDE	MW-22I-081808	MW-23D-081808	MW-23I-081808
LABORATORY ID:	GROUNDWATER	A8H190109006	A8H190109003	A8H190109004
LOCATION:	CRITERIA	MW-22I	MW-23D	MW-23I
SAMPLE DATE:		8/18/2008	8/18/2008	8/18/2008
SEMIVOLATILES (ug/l)				
1,4-DIOXANE		1.1	--	2.4
VOLATILES (ug/l)				
1,1,1-TRICHLOROETHANE	200	--	--	--
1,1-DICHLOROETHENE	7	--	--	0.31 J
1,2,3-TRICHLOROBENZENE		--	--	--
1,2,3-TRIMETHYLBENZENE		--	--	0.07 B
1,2,4-TRICHLOROBENZENE	70	--	--	--
1,2,4-TRIMETHYLBENZENE		--	--	0.6 J
1,2-DICHLOROBENZENE	600	--	--	--
1,2-DICHLOROETHANE	5	--	--	--
1,3-DICHLOROBENZENE	1.8	--	--	--
1,4-DICHLOROBENZENE	0.28	--	--	--
2-BUTANONE	700	--	--	--
4-ISOPROPYLTOLUENE		--	--	--
ACETONE	550	2.2 B	1.9 B	6.2 B
BENZENE	5	--	--	--
CARBON DISULFIDE	100	0.82 J	--	--
CARBON TETRACHLORIDE	5	--	0.7 J	--
CHLOROBENZENE	100	--	--	--
CHLOROETHANE	3.6	--	--	1.1 J
CHLOROFORM	80	0.22 J	1.8	--
CIS-1,2-DICHLOROETHENE	70	0.61 J	--	36
ETHYLBENZENE	700	--	--	--
ISOPROPYLBENZENE	66	--	--	0.24 J
M+P-XYLENES		--	--	--

TABLE E-1
SUMMARY OF POSITIVE DETECTS FOR GROUNDWATER
MARTIN STATE AIRPORT
MIDDLE RIVER, MARYLAND

SAMPLE ID:	MDE	MW-22I-081808	MW-23D-081808	MW-23I-081808
LABORATORY ID:	GROUNDWATER	A8H190109006	A8H190109003	A8H190109004
LOCATION:	CRITERIA	MW-22I	MW-23D	MW-23I
SAMPLE DATE:		8/18/2008	8/18/2008	8/18/2008
METHYLENE CHLORIDE	5	--	--	--
NAPHTHALENE	0.65	--	--	1.7 B
N-PROPYLBENZENE		--	--	0.3 J
O-XYLENE		--	--	--
SEC-BUTYLBENZENE		--	--	--
TERT-BUTYLBENZENE		--	--	--
TERTIARY-BUTYL ALCOHOL		20 B	--	--
TETRACHLOROETHENE	5	--	--	--
TOLUENE	1000	8.2	--	0.32 J
TOTAL XYLENES	10000	--	--	--
TRANS-1,2-DICHLOROETHENE	100	--	--	0.31 J
TRICHLOROETHENE	5	2.7	0.63 B	14
VINYL CHLORIDE	2	0.23 J	--	18
TOTAL METALS (ug/l)				
ANTIMONY	6	0.056 B	--	--
ARSENIC	10	6.6	0.96	4.7
BARIUM	2000	37.9	98.1	31
BERYLLIUM	4	0.046	0.88	--
CADMIUM	5	0.13 B	0.084 B	0.088 B
CALCIUM		NA	NA	NA
CHROMIUM	100	2.8 J	0.62 J	2.2 J
COBALT		1.2	19.8	10.9
COPPER	1300	5.8	0.9 K	0.096 K
IRON	2600	13200	16200	42800
LEAD	15	1.3	0.15 B	0.14 B
MAGNESIUM		NA	NA	NA

TABLE E-1
SUMMARY OF POSITIVE DETECTS FOR GROUNDWATER
MARTIN STATE AIRPORT
MIDDLE RIVER, MARYLAND

SAMPLE ID:	MDE	MW-22I-081808	MW-23D-081808	MW-23I-081808
LABORATORY ID:	GROUNDWATER	A8H190109006	A8H190109003	A8H190109004
LOCATION:	CRITERIA	MW-22I	MW-23D	MW-23I
SAMPLE DATE:		8/18/2008	8/18/2008	8/18/2008
MANGANESE	73	136	944	3020
MERCURY	2	--	--	0.14 K
MOLYBDENUM		1.1 B	0.64 B	0.6 B
NICKEL	73	6.7	12.9	2.9 K
SELENIUM	50	0.42 L	0.35 L	0.16 L
SILVER	18	--	--	--
THALLIUM	2	0.17 B	0.5 B	0.16 B
VANADIUM	3.7	7.6	--	0.74
ZINC	1100	22.3	24.3	6 B
FILTERED METALS (ug/l)				
ANTIMONY	6	--	--	--
ARSENIC	10	4.2	1	5
BARIUM	2000	32.4	101	31.6
BERYLLIUM	4	--	0.81	--
CADMIUM	5	--	0.035 B	0.017 B
CALCIUM		NA	NA	NA
CHROMIUM	100	0.95 K	0.77 K	1.5 K
COBALT		0.74	19.3	11.2
COPPER	1300	--	--	--
IRON	2600	12200	16300	43200
LEAD	15	--	0.28 B	0.034 B
MAGNESIUM		NA	NA	NA
MANGANESE	73	127	948	3190
MERCURY	2	--	--	--
MOLYBDENUM		0.22 B	0.28 B	0.21 B
NICKEL	73	3.5 K	11.7	3 K

TABLE E-1
SUMMARY OF POSITIVE DETECTS FOR GROUNDWATER
MARTIN STATE AIRPORT
MIDDLE RIVER, MARYLAND

SAMPLE ID:	MDE	MW-22I-081808	MW-23D-081808	MW-23I-081808
LABORATORY ID:	GROUNDWATER	A8H190109006	A8H190109003	A8H190109004
LOCATION:	CRITERIA	MW-22I	MW-23D	MW-23I
SAMPLE DATE:		8/18/2008	8/18/2008	8/18/2008
SELENIUM	50	--	0.2	--
SILVER	18	--	--	--
THALLIUM	2	--	0.24 B	0.12 B
VANADIUM	3.7	2	--	0.73
ZINC	1100	4.9 B	17.7	5.1 B
MISCELLANEOUS (mg/l)				
ALKALINITY		NA	NA	NA
CHEMICAL OXYGEN DEMAND		NA	NA	NA
HEXAVALENT CHROMIUM	0.100	0.005	--	0.02
TOTAL ORGANIC CARBON		NA	NA	NA
MISCELLANEOUS (S.U.)				
PH		NA	NA	NA

MDE - Maryland Department of the Environment

B - Analyte was detected but is considered to be a laboratory contaminant.

J - Positive value is considered estimated as a result of technical noncompliance.

K - Positive value is considered biased high as a result of techical noncompliance.

L - Positive value is considered biased low as a result of technical noncompliance.

ug/L - micrograms per liter (i.e., parts per billion)

mg/L - milligrams per liter (i.e., parts per million)

Gray shaded values exceed MDE groundwater criteria.

-- Not detected

NA - Not Applicable

TABLE E-2
ANALYTICAL RESULTS FOR GROUNDWATER
MARTIN STATE AIRPORT
MIDDLE RIVER, MARYLAND

SAMPLE ID:	DMW-1A-081508	DMW-1B-081508	DMW-1S-081808	DMW-2A-082908	DMW-2B-082908	DMW-2S-082108	DMW-3S-082708
LABORATORY ID:	A8H160110002	A8H160110003	A8H190109005	A8H300106003	A8H300106002	A8H220130006	A8H280126004
LOCATION:	DMW-1A	DMW-1B	DMW-1S	DMW-2A	DMW-2B	DMW-2S	DMW-3S
SAMPLE DATE:	8/15/2008	8/15/2008	8/18/2008	8/29/2008	8/29/2008	8/21/2008	8/27/2008
SEMIVOLATILES (ug/l)							
1,4-DIOXANE	220	120	4 U	490	1 U	180	150
VOLATILES (ug/l)							
1,1,1,2-TETRACHLOROETHANE	200 U	140 U	29 U	500 U	1 U	62 U	170 U
1,1,1-TRICHLOROETHANE	200 U	140 U	29 U	500 U	1 U	62 U	170 U
1,1,2,2-TETRACHLOROETHANE	200 U	140 U	29 U	500 U	1 U	62 U	170 U
1,1,2-TRICHLOROTRIFLUOROETHANE	200 U	140 U	29 U	500 U	1 U	62 U	170 U
1,1-DICHLOROETHANE	200 U	140 U	29 U	500 U	1 U	62 U	170 U
1,1-DICHLOROETHENE	200 U	140 U	29 U	500 U	1 U	62 U	170 U
1,1-DICHLOROPROPENE	200 U	140 U	29 U	500 U	1 U	62 U	170 U
1,2,3-TRICHLOROBENZENE	200 U	140 U	29 U	500 U	1 U	62 U	170 U
1,2,3-TRICHLOROPROPANE	200 U	140 U	29 U	500 U	1 U	62 U	170 U
1,2,3-TRIMETHYLBENZENE	1000 U	710 U	140 U	15 B	5 U	310 U	830 U
1,2,4-TRICHLOROBENZENE	200 U	140 U	29 U	650	1 U	62 U	170 U
1,2,4-TRIMETHYLBENZENE	200 U	140 U	29 U	500 U	1 U	62 U	170 U
1,2-DIBROMO-3-CHLOROPROPANE	400 U	290 U	57 U	1000 U	2 U	120 U	330 U
1,2-DIBROMOETHANE	200 U	140 U	29 U	500 U	1 U	62 U	170 U
1,2-DICHLOROBENZENE	200 U	140 U	29 U	500 U	1 U	62 U	170 U
1,2-DICHLOROETHANE	200 U	140 U	29 U	150 J	1 U	18 J	170 U
1,2-DICHLOROPROPANE	200 U	140 U	29 U	500 U	1 U	62 U	170 U
1,3-DICHLOROBENZENE	200 U	140 U	29 U	500 U	1 U	62 U	170 U
1,3-DICHLOROPROPANE	200 U	140 U	29 U	500 U	1 U	62 U	170 U
1,4-DICHLOROBENZENE	200 U	140 U	29 U	500 U	1 U	62 U	170 U
2,2-DICHLOROPROPANE	200 U	140 U	29 U	500 U	1 U	62 U	170 U
2-BUTANONE	1000 U	710 U	140 U	2500 U	5 U	310 U	830 U
2-CHLOROETHYL VINYL ETHER	1000 U	710 U	140 U	2500 U	5 U	310 U	830 U
2-CHLOROTOLUENE	200 U	140 U	29 U	500 U	1 U	62 U	170 U

TABLE E-2
ANALYTICAL RESULTS FOR GROUNDWATER
MARTIN STATE AIRPORT
MIDDLE RIVER, MARYLAND

SAMPLE ID:	DMW-1A-081508	DMW-1B-081508	DMW-1S-081808	DMW-2A-082908	DMW-2B-082908	DMW-2S-082108	DMW-3S-082708
LABORATORY ID:	A8H160110002	A8H160110003	A8H190109005	A8H300106003	A8H300106002	A8H220130006	A8H280126004
LOCATION:	DMW-1A	DMW-1B	DMW-1S	DMW-2A	DMW-2B	DMW-2S	DMW-3S
SAMPLE DATE:	8/15/2008	8/15/2008	8/18/2008	8/29/2008	8/29/2008	8/21/2008	8/27/2008
2-HEXANONE	1000 U	710 U	140 U	2500 U	5 U	310 U	830 U
4-CHLOROTOLUENE	200 U	140 U	29 U	500 U	1 U	62 U	170 U
4-ISOPROPYLTOLUENE	200 U	140 U	29 U	500 U	1 U	62 U	170 U
4-METHYL-2-PENTANONE	1000 U	710 U	140 U	2500 U	5 U	310 U	830 U
ACETONE	340 B	320 B	110 B	2500 U	5 U	310 U	830 U
BENZENE	200 U	140 U	29 U	500 U	1 U	62 U	170 U
BROMOBENZENE	200 U	140 U	29 U	500 U	1 U	62 U	170 U
BROMOCHLOROMETHANE	200 U	140 U	29 U	500 U	1 U	62 U	170 U
BROMODICHLOROMETHANE	200 U	140 U	29 U	500 U	1 U	62 U	170 U
BROMOFORM	200 U	140 U	29 U	500 U	1 U	62 U	170 U
BROMOMETHANE	200 U	140 U	29 U	500 U	1 U	62 U	170 U
CARBON DISULFIDE	200 U	140 U	29 U	500 U	1 U	62 U	170 U
CARBON TETRACHLORIDE	200 U	140 U	29 U	500 U	1 U	62 U	170 U
CHLOROBENZENE	200 U	140 U	720	500 U	1 U	62 U	170 U
CHLORODIBROMOMETHANE	200 U	140 U	29 U	500 U	1 U	62 U	170 U
CHLOROETHANE	200 U	140 U	29 U	500 U	1 U	62 U	170 U
CHLOROFORM	200 U	140 U	29 U	89 J	1 U	11 J	170 U
CHLOROMETHANE	200 U	140 U	29 U	500 U	1 U	62 U	170 U
CIS-1,2-DICHLOROETHENE	4800	2400	110	5000	4.5	1000	550
CIS-1,3-DICHLOROPROPENE	200 U	140 U	29 U	500 U	1 U	62 U	170 U
DIBROMOMETHANE	200 U	140 U	29 U	500 U	1 U	62 U	170 U
DICHLORODIFLUOROMETHANE	200 U	140 U	29 U	500 U	1 U	62 U	170 U
DIISOPROPYL ETHER	1000 U	710 U	140 U	2500 U	5 U	310 U	830 U
ETHYL TERT-BUTYL ETHER	1000 U	710 U	140 U	2500 U	5 U	310 U	830 U
ETHYLBENZENE	200 U	140 U	29 U	500 U	1 U	62 U	170 U
HEXACHLOROBUTADIENE	200 U	140 U	29 U	500 U	1 U	62 U	170 U
ISOPROPYLBENZENE	200 U	140 U	29 U	500 U	1 U	62 U	170 U

TABLE E-2
ANALYTICAL RESULTS FOR GROUNDWATER
MARTIN STATE AIRPORT
MIDDLE RIVER, MARYLAND

SAMPLE ID:	DMW-1A-081508	DMW-1B-081508	DMW-1S-081808	DMW-2A-082908	DMW-2B-082908	DMW-2S-082108	DMW-3S-082708
LABORATORY ID:	A8H160110002	A8H160110003	A8H190109005	A8H300106003	A8H300106002	A8H220130006	A8H280126004
LOCATION:	DMW-1A	DMW-1B	DMW-1S	DMW-2A	DMW-2B	DMW-2S	DMW-3S
SAMPLE DATE:	8/15/2008	8/15/2008	8/18/2008	8/29/2008	8/29/2008	8/21/2008	8/27/2008
M+P-XYLENES	400 U	290 U	57 U	1000 U	2 U	120 U	330 U
METHYL TERT-BUTYL ETHER	1000 U	710 U	140 U	2500 U	5 U	310 U	830 U
METHYLENE CHLORIDE	150 B	140 U	29 U	500 U	1 U	62 U	170 U
NAPHTHALENE	200 U	140 U	29 U	500 U	1 U	62 U	170 U
N-BUTYLBENZENE	200 U	140 U	29 U	500 U	1 U	62 U	170 U
N-PROPYLBENZENE	200 U	140 U	29 U	500 U	1 U	62 U	170 U
O-XYLENE	200 U	140 U	29 U	500 U	1 U	62 U	170 U
SEC-BUTYLBENZENE	200 U	140 U	29 U	500 U	1 U	62 U	170 U
STYRENE	200 U	140 U	29 U	500 U	1 U	62 U	170 U
TERT-AMYL METHYL ETHER	1000 U	710 U	140 U	2500 U	5 U	310 U	830 U
TERT-BUTYLBENZENE	200 U	140 U	29 U	500 U	1 U	62 U	170 U
TERTIARY-BUTYL ALCOHOL	4000 U	2900 U	320 B	10000 U	20 U	1200 UR	3300 U
TETRACHLOROETHENE	200 U	140 U	29 U	500 U	1 U	62 U	170 U
TOLUENE	120 J	140 U	29 U	500 U	1 U	62 U	170 U
TOTAL XYLENES	400 U	290 U	57 U	1000 U	2 U	120 U	330 U
TRANS-1,2-DICHLOROETHENE	200 U	140 U	29 U	500 U	0.36 J	62 U	200
TRANS-1,3-DICHLOROPROPENE	200 U	140 U	29 U	500 U	1 U	62 U	170 U
TRICHLOROETHENE	5300	800	20 B	20000	2.1	2200	170 U
TRICHLOROFLUOROMETHANE	200 U	140 U	29 U	500 U	1 U	62 U	170 U
VINYL ACETATE	400 U	290 U	57 U	1000 U	2 U	120 U	330 U
VINYL CHLORIDE	2500	4000	57	840	1 U	530	4400
TOTAL METALS (ug/l)							
ANTIMONY	0.17 B	0.6 B	0.53 K	0.71	0.45 B	0.042 B	0.65 B
ARSENIC	9.9	36.1	3.4	7.7	3.1	12.6	15.4
BARIUM	11.2	30.4	213	37.9	32.1	15.1	92.9
BERYLLIUM	0.63	0.45	0.012 UL	1.2	0.32	4.7	0.026 B
CADMIUM	653	275	0.26 B	768	1	237	0.24

TABLE E-2
ANALYTICAL RESULTS FOR GROUNDWATER
MARTIN STATE AIRPORT
MIDDLE RIVER, MARYLAND
PAGE 4 OF 50

SAMPLE ID:	DMW-1A-081508	DMW-1B-081508	DMW-1S-081808	DMW-2A-082908	DMW-2B-082908	DMW-2S-082108	DMW-3S-082708
LABORATORY ID:	A8H160110002	A8H160110003	A8H190109005	A8H300106003	A8H300106002	A8H220130006	A8H280126004
LOCATION:	DMW-1A	DMW-1B	DMW-1S	DMW-2A	DMW-2B	DMW-2S	DMW-3S
SAMPLE DATE:	8/15/2008	8/15/2008	8/18/2008	8/29/2008	8/29/2008	8/21/2008	8/27/2008
CALCIUM				27600			
CHROMIUM	349 K	183 K	1.2 J	45.1	42.1	4	3.8
COBALT	53.3	27.8	2.9	467	3.6	244	0.78
COPPER	13.7	35.9	1.2 K	262	20.5	50.8	5.6
IRON	18200	40400	41200	44000	5240	66.6 K	2020
LEAD	0.85 B	7.8	5	13.9	11	0.99	8.9
MAGNESIUM				27800			
MANGANESE	2730	3040	989	7230	45.8	6350	288
MERCURY	0.81	3.9	0.1 U	0.56	0.29	0.1 B	0.2 U
MOLYBDENUM	1.6	1.5	0.69 B	1.6 B	0.97 B	0.12 U	7.2
NICKEL	113	39.4	3.1 K	118	13.2	109	1.7
SELENIUM	4.6	3.2	0.33 L	6.7	0.48	33.8	0.32
SILVER	0.054 B	0.059 B	0.0026 U	0.27	0.11	0.0026 U	0.15
THALLIUM	0.12 B	0.22 B	0.11 U	0.39 B	0.13 B	0.11 B	0.12 B
VANADIUM	5.8	46.6	2.5	44.8	15.2	0.46 U	2.6
ZINC	227	130	13.3	456	38.8	289	24.2
FILTERED METALS (ug/l)							
ANTIMONY	0.082 B	2 U	0.31 B	0.071 B	0.081 B	0.035 U	0.36 B
ARSENIC	7.4	12.8	3.7	4	5 U	12.3	18.7
BARIUM	11.1	12.8	216	12.3	8.3	13.5	99.5
BERYLLIUM	0.62	0.087 B	0.012 UL	1.1	0.073 B	4.3	0.015 B
CADMIUM	787	175	0.0061 UL	664	0.8	221	0.023 B
CALCIUM				33900			

TABLE E-2
ANALYTICAL RESULTS FOR GROUNDWATER
MARTIN STATE AIRPORT
MIDDLE RIVER, MARYLAND
PAGE 5 OF 50

SAMPLE ID:	DMW-1A-081508	DMW-1B-081508	DMW-1S-081808	DMW-2A-082908	DMW-2B-082908	DMW-2S-082108	DMW-3S-082708
LABORATORY ID:	A8H160110002	A8H160110003	A8H190109005	A8H300106003	A8H300106002	A8H220130006	A8H280126004
LOCATION:	DMW-1A	DMW-1B	DMW-1S	DMW-2A	DMW-2B	DMW-2S	DMW-3S
SAMPLE DATE:	8/15/2008	8/15/2008	8/18/2008	8/29/2008	8/29/2008	8/21/2008	8/27/2008
CHROMIUM	260 K	7.8 K	0.65 K	4.2	0.39 B	3.5	1.4
COBALT	65.7	31	3.1	544	1.2	230	0.68
COPPER	11	2.7 B	0.38 K	10.5	5.1	48.1	0.63 B
IRON	17700	32400	43000	43300	6 B	43.7 B	299
LEAD	0.36 B	0.34 B	0.39 B	2.6	0.41 B	0.91	1
MAGNESIUM				31800			
MANGANESE	3330	4080	1030	9050	9.5	5950	232
MERCURY	0.2 U	0.2 U	0.1 U	0.2 U	0.2 U	0.1 U	0.2 U
MOLYBDENUM	2 U	2 U	0.66 B	2 U	0.13 B	0.12 U	10.2
NICKEL	140	36.7	2.9 K	132	4.1	104	0.65
SELENIUM	5.2	1.6	0.32	6.2	5 U	33	0.22
SILVER	1 U	1 U	0.0026 U	0.004 B	1 U	0.0026 U	0.009 B
THALLIUM	0.14 B	0.13 B	0.23 B	0.27 B	0.17 B	0.11 U	0.2 B
VANADIUM	20 U	20 U	2	8.9	20 U	0.46 U	1.9
ZINC	264	120	10.8	470	21 B	275	8.5 B
MISCELLANEOUS (mg/l)							
ALKALINITY				2.4			
CHEMICAL OXYGEN DEMAND				54.4			
HEXAVALENT CHROMIUM	0.02 U	0.01	0.01	0.004	0.007	0.02 U	0.02 U
TOTAL ORGANIC CARBON				7			
MISCELLANEOUS (S.U.)							
PH				4.6			

TABLE E-2
ANALYTICAL RESULTS FOR GROUNDWATER
MARTIN STATE AIRPORT
MIDDLE RIVER, MARYLAND

SAMPLE ID:	DMW-3I-082708	DMW-3D-082708	DMW-4S-082508	DMW-4I-082508	DMW-4D-082508	DMW-5S-082608	DMW-5I-082608
LABORATORY ID:	A8H280126003	A8H280126002	A8H260119006	A8H260119002	A8H260119004	A8H270116003	A8H270116002
LOCATION:	DMW-3I	DMW-3D	DMW-4S	DMW-4I	DMW-4D	DMW-5S	DMW-5I
SAMPLE DATE:	8/27/2008	8/27/2008	8/25/2008	8/25/2008	8/25/2008	8/26/2008	8/26/2008
SEMIVOLATILES (ug/l)							
1,4-DIOXANE	190	1 U	15	26	8.3	6.7	1.4
VOLATILES (ug/l)							
1,1,1,2-TETRACHLOROETHANE	500 U	1 U	50 U	250 U	140 U	250 U	4 U
1,1,1-TRICHLOROETHANE	500 U	1 U	50 U	78 J	140 U	250 U	4 U
1,1,2,2-TETRACHLOROETHANE	500 U	1 U	50 U	250 U	140 U	250 U	4 U
1,1,2-TRICHLOROTRIFLUOROETHANE	500 U	1 U	50 U	250 U	140 U	250 U	4 U
1,1-DICHLOROETHANE	500 U	1 U	50 U	250 U	140 U	250 U	4 U
1,1-DICHLOROETHENE	500 U	1 U	27 J	76 J	140 U	250 U	4 U
1,1-DICHLOROPROPENE	500 U	1 U	50 U	250 U	140 U	250 U	4 U
1,2,3-TRICHLOROBENZENE	110 B	1 U	50 U	250 U	140 U	250 U	4 U
1,2,3-TRICHLOROPROPANE	500 U	1 U	50 U	250 U	140 U	250 U	4 U
1,2,3-TRIMETHYLBENZENE	19 B	5 U	250 U	9.3 B	4.4 B	8.7 B	0.092 B
1,2,4-TRICHLOROBENZENE	730	1 U	50 U	250 U	140 U	250 U	4 U
1,2,4-TRIMETHYLBENZENE	500 U	1 U	50 U	250 U	140 U	250 U	4 U
1,2-DIBROMO-3-CHLOROPROPANE	1000 U	2 U	100 U	500 U	290 U	500 U	8 U
1,2-DIBROMOETHANE	500 U	1 U	50 U	250 U	140 U	250 U	4 U
1,2-DICHLOROBENZENE	500 U	1 U	50 U	250 U	140 U	250 U	4 U
1,2-DICHLOROETHANE	150 J	1 U	16 J	250 U	140 U	250 U	0.93 J
1,2-DICHLOROPROPANE	500 U	1 U	50 U	250 U	140 U	250 U	4 U
1,3-DICHLOROBENZENE	500 U	1 U	50 U	250 U	140 U	250 U	4 U
1,3-DICHLOROPROPANE	500 U	1 U	50 U	250 U	140 U	250 U	4 U
1,4-DICHLOROBENZENE	500 U	1 U	50 U	250 U	140 U	250 U	4 U
2,2-DICHLOROPROPANE	500 U	1 U	50 U	250 U	140 U	250 U	4 U
2-BUTANONE	2500 U	5 U	250 U	1200 U	710 U	1200 U	20 U
2-CHLOROETHYL VINYL ETHER	2500 U	5 U	250 U	1200 U	710 U	1200 U	20 U
2-CHLOROTOLUENE	500 U	1 U	50 U	250 U	140 U	250 U	4 U

TABLE E-2
ANALYTICAL RESULTS FOR GROUNDWATER
MARTIN STATE AIRPORT
MIDDLE RIVER, MARYLAND

SAMPLE ID:	DMW-3I-082708	DMW-3D-082708	DMW-4S-082508	DMW-4I-082508	DMW-4D-082508	DMW-5S-082608	DMW-5I-082608
LABORATORY ID:	A8H280126003	A8H280126002	A8H260119006	A8H260119002	A8H260119004	A8H270116003	A8H270116002
LOCATION:	DMW-3I	DMW-3D	DMW-4S	DMW-4I	DMW-4D	DMW-5S	DMW-5I
SAMPLE DATE:	8/27/2008	8/27/2008	8/25/2008	8/25/2008	8/25/2008	8/26/2008	8/26/2008
2-HEXANONE	2500 U	5 U	250 U	1200 U	710 U	1200 U	20 U
4-CHLOROTOLUENE	500 U	1 U	50 U	250 U	140 U	250 U	4 U
4-ISOPROPYLTOLUENE	500 U	1 U	50 U	250 U	140 U	250 U	4 U
4-METHYL-2-PENTANONE	2500 U	5 U	250 U	1200 U	710 U	1200 U	20 U
ACETONE	2500 U	5 U	250 U	1200 U	710 U	1200 U	4.5 B
BENZENE	500 U	1 U	50 U	250 U	140 U	250 U	4 U
BROMOBENZENE	500 U	1 U	50 U	250 U	140 U	250 U	4 U
BROMOCHLOROMETHANE	500 U	1 U	50 U	250 U	140 U	250 U	4 U
BROMODICHLOROMETHANE	500 U	1 U	50 U	250 U	140 U	250 U	4 U
BROMOFORM	500 U	1 U	50 U	250 U	140 U	250 U	4 U
BROMOMETHANE	500 U	1 U	50 U	250 U	140 U	250 U	4 U
CARBON DISULFIDE	500 U	1 U	50 U	250 U	140 U	250 U	4 U
CARBON TETRACHLORIDE	500 U	1 U	50 U	250 U	140 U	250 U	4 U
CHLOROBENZENE	500 U	1 U	50 U	250 U	140 U	250 U	4 U
CHLORODIBROMOMETHANE	500 U	1 U	50 U	250 U	140 U	250 U	4 U
CHLOROETHANE	500 U	1 U	50 U	250 U	140 U	250 U	4 U
CHLOROFORM	100 J	1 U	50 U	250 U	140 U	250 U	4 U
CHLOROMETHANE	500 U	1 U	50 U	250 U	140 U	250 U	4 U
CIS-1,2-DICHLOROETHENE	16000	1 U	170	1300	310	960	53
CIS-1,3-DICHLOROPROPENE	500 U	1 U	50 U	250 U	140 U	250 U	4 U
DIBROMOMETHANE	500 U	1 U	50 U	250 U	140 U	250 U	4 U
DICHLORODIFLUOROMETHANE	500 U	1 U	50 U	250 U	140 U	250 U	4 U
DIISOPROPYL ETHER	2500 U	5 U	250 U	1200 U	710 U	1200 U	20 U
ETHYL TERT-BUTYL ETHER	2500 U	5 U	250 U	1200 U	710 U	1200 U	20 U
ETHYLBENZENE	500 U	1 U	50 U	250 U	140 U	250 U	4 U
HEXACHLOROBUTADIENE	500 U	1 U	50 U	250 U	140 U	250 U	4 U
ISOPROPYLBENZENE	500 U	1 U	50 U	250 U	140 U	250 U	4 U

TABLE E-2
ANALYTICAL RESULTS FOR GROUNDWATER
MARTIN STATE AIRPORT
MIDDLE RIVER, MARYLAND

SAMPLE ID:	DMW-3I-082708	DMW-3D-082708	DMW-4S-082508	DMW-4I-082508	DMW-4D-082508	DMW-5S-082608	DMW-5I-082608
LABORATORY ID:	A8H280126003	A8H280126002	A8H260119006	A8H260119002	A8H260119004	A8H270116003	A8H270116002
LOCATION:	DMW-3I	DMW-3D	DMW-4S	DMW-4I	DMW-4D	DMW-5S	DMW-5I
SAMPLE DATE:	8/27/2008	8/27/2008	8/25/2008	8/25/2008	8/25/2008	8/26/2008	8/26/2008
M+P-XYLENES	1000 U	2 U	100 U	500 U	290 U	500 U	8 U
METHYL TERT-BUTYL ETHER	2500 U	5 U	250 U	1200 U	710 U	1200 U	20 U
METHYLENE CHLORIDE	500 U	1 U	50 U	250 U	140 U	250 U	4 U
NAPHTHALENE	500 U	1 U	50 U	250 U	140 U	250 U	4 U
N-BUTYLBENZENE	500 U	1 U	50 U	250 U	140 U	250 U	4 U
N-PROPYLBENZENE	500 U	1 U	50 U	250 U	140 U	250 U	4 U
O-XYLENE	500 U	1 U	50 U	250 U	140 U	250 U	4 U
SEC-BUTYLBENZENE	500 U	1 U	50 U	250 U	140 U	250 U	4 U
STYRENE	500 U	1 U	50 U	250 U	140 U	250 U	4 U
TERT-AMYL METHYL ETHER	2500 U	5 U	250 U	1200 U	710 U	1200 U	20 U
TERT-BUTYLBENZENE	500 U	1 U	50 U	250 U	140 U	250 U	4 U
TERTIARY-BUTYL ALCOHOL	10000 U	20 U	1000 UR	5000 UR	2900 UR	5000 UR	80 UR
TETRACHLOROETHENE	500 U	1 U	50 U	250 U	140 U	250 U	4 U
TOLUENE	210 J	0.4 J	50 U	250 U	140 U	250 U	4 U
TOTAL XYLENES	1000 U	2 U	100 U	500 U	290 U	500 U	8 U
TRANS-1,2-DICHLOROETHENE	500 U	1 U	50 U	250 U	140 U	250 U	2.5 J
TRANS-1,3-DICHLOROPROPENE	500 U	1 U	50 U	250 U	140 U	250 U	4 U
TRICHLOROETHENE	18000	0.36 J	1300	7300	4400	7200	120
TRICHLOROFLUOROMETHANE	500 U	1 U	50 U	250 U	140 U	250 U	4 U
VINYL ACETATE	1000 U	2 U	100 U	500 U	290 U	500 U	8 U
VINYL CHLORIDE	4300	1 U	48 J	74 J	140 U	250 U	3.6 J
TOTAL METALS (ug/l)							
ANTIMONY	0.33 B	0.28 B	0.035 U	0.53	0.035 U	0.038 K	0.49 K
ARSENIC	4	1.2	4.1	41.7	19.8	17.1	14
BARIUM	12.9	107	11.5 K	21.5	20.6	13.7	15.9
BERYLLIUM	0.19	1.1	1.2	9.3	3.8	4.7	2.4
CADMIUM	478	0.51	24.8	56.6	21.8	4 L	23.3

TABLE E-2
ANALYTICAL RESULTS FOR GROUNDWATER
MARTIN STATE AIRPORT
MIDDLE RIVER, MARYLAND

SAMPLE ID:	DMW-3I-082708	DMW-3D-082708	DMW-4S-082508	DMW-4I-082508	DMW-4D-082508	DMW-5S-082608	DMW-5I-082608
LABORATORY ID:	A8H280126003	A8H280126002	A8H260119006	A8H260119002	A8H260119004	A8H270116003	A8H270116002
LOCATION:	DMW-3I	DMW-3D	DMW-4S	DMW-4I	DMW-4D	DMW-5S	DMW-5I
SAMPLE DATE:	8/27/2008	8/27/2008	8/25/2008	8/25/2008	8/25/2008	8/26/2008	8/26/2008
CALCIUM			85300	115000	62700	77900	76700
CHROMIUM	6.5	3.6	4.4 K	70.3	5.1 K	158	11.9
COBALT	180	74.4	72.4 L	140 L	143 L	75.9	74.5
COPPER	68.4	20.5	14.2	142	59.1	59.7	214
IRON	52900	1620	40800	10200	976	25500	32600
LEAD	3.9	4.3	2.9	13.5	2	4.3	19.6
MAGNESIUM			64100	72200	55900	53700	43800
MANGANESE	4680	559	6160	6820	5210	4150	2580
MERCURY	0.74	0.42	0.1 U	0.17 B	1.9	0.1 U	0.1 U
MOLYBDENUM	0.38 B	0.52 B	0.12 U	2.2 K	0.12 U	3.4 K	0.82 B
NICKEL	45.2	86.7	33.4	113	104	64.4	65.2
SELENIUM	3.3	0.67	3.4	30.4	26.7	39.2	30.5
SILVER	0.025 B	0.017 B	0.0026 U	0.35 K	0.005 B	0.0026 U	0.0026 U
THALLIUM	0.46 B	0.45 B	0.11 UL	0.5 B	0.23 B	0.25 B	0.24 B
VANADIUM	11.8	2	2.6	66.9	2.6	8.6	4.9
ZINC	209	132	146	419	333	211	328
FILTERED METALS (ug/l)							
ANTIMONY	0.12 B	0.068 B	0.035 U	0.095 B	0.035 U	0.035 U	0.035 U
ARSENIC	4.1	0.84	4.4	27.1	20.8	17.1	13.1
BARIUM	10.2	103	10.3 K	14.6 K	20.7	13	14.5
BERYLLIUM	0.18	0.99	1.3	10.2	4.2	4.9	2.6
CADMIUM	45.7	0.11 B	6.3 L	59.6	24.3	2 L	3.4 L
CALCIUM			95000	119000	72100	77400	81500

TABLE E-2
ANALYTICAL RESULTS FOR GROUNDWATER
MARTIN STATE AIRPORT
MIDDLE RIVER, MARYLAND

SAMPLE ID:	**DMW-3I-082708**	**DMW-3D-082708**	**DMW-4S-082508**	**DMW-4I-082508**	**DMW-4D-082508**	**DMW-5S-082608**	**DMW-5I-082608**
LABORATORY ID:	**A8H280126003**	**A8H280126002**	**A8H260119006**	**A8H260119002**	**A8H260119004**	**A8H270116003**	**A8H270116002**
LOCATION:	**DMW-3I**	**DMW-3D**	**DMW-4S**	**DMW-4I**	**DMW-4D**	**DMW-5S**	**DMW-5I**
SAMPLE DATE:	**8/27/2008**	**8/27/2008**	**8/25/2008**	**8/25/2008**	**8/25/2008**	**8/26/2008**	**8/26/2008**
CHROMIUM	2.1	1.3	0.97 K	11.3 K	2.1 K	9.3	10
COBALT	208	72.6	83.3	171	162	75.1	79.2
COPPER	4.6	0.35 B	1 B	111	67.5	10.2	4.6
IRON	60300	1120	46200	2710	36.6 B	24900	34500
LEAD	0.84	0.18 B	0.65 K	10.1	1.9	2.9	4.6
MAGNESIUM			74100	90900	62500	53500	47300
MANGANESE	5430	556	7150	8760	6010	4190	2800
MERCURY	0.14	0.2 U	0.1 U	0.1 U	0.1 U	0.1 U	0.1 U
MOLYBDENUM	0.16 B	0.2 B	0.12 U	0.12 U	0.12 U	0.12 U	0.12 U
NICKEL	51.5	84.6	37.8	134	117	64.5	70
SELENIUM	3.5	0.44	3.4	30.3	29.8	38.6	32.7
SILVER	1 U	1 U	0.0026 U	0.0026 U	0.0026 U	0.0026 U	0.025 B
THALLIUM	0.36 B	0.19 B	0.11 UL	0.32 B	0.2 B	0.22 B	0.17 B
VANADIUM	7	0.62	0.46 U	1.2	0.46 U	12	3.8
ZINC	209	119	134	463	374	212	236
MISCELLANEOUS (mg/l)							
ALKALINITY			33.8	5 U	5 U	5 U	5 U
CHEMICAL OXYGEN DEMAND			42	59.3	27.2	34.6	27.2
HEXAVALENT CHROMIUM	0.02 U	0.004	0.002 L	0.02 L	0.005 L	0.002 L	0.02 UR
TOTAL ORGANIC CARBON			7	15	4	4	5
MISCELLANEOUS (S.U.)							
PH			5.4	4.2	4.2	4.3	4.4

TABLE E-2
ANALYTICAL RESULTS FOR GROUNDWATER
MARTIN STATE AIRPORT
MIDDLE RIVER, MARYLAND

SAMPLE ID:	DMW-5D-082108	DMW-6S-082108	DMW-6I-082008	DMW-6D-082008	DMW-7I-082808	DMW-7D-082808	DMW-8S-081408
LABORATORY ID:	A8H220130004	A8H220130002	A8H210130002	A8H210130004	A8H290111003	A8H290111002	A8H150118004
LOCATION:	DMW-5D	DMW-6S	DMW-6I	DMW-6D	DMW-7I	DMW-7D	DMW-8S
SAMPLE DATE:	8/21/2008	8/21/2008	8/20/2008	8/20/2008	8/28/2008	8/28/2008	8/14/2008
SEMIVOLATILES (ug/l)							
1,4-DIOXANE	1 U	0.63 J	1 U	1 U	13	1 U	17
VOLATILES (ug/l)							
1,1,1,2-TETRACHLOROETHANE	1 U	5 U	1 U	1 U	11 U	1 U	1 U
1,1,1-TRICHLOROETHANE	1 U	5 U	1 U	1 U	4.5 J	1 U	1 U
1,1,2,2-TETRACHLOROETHANE	1 U	5 U	1 U	1 U	11 U	1 U	1 U
1,1,2-TRICHLOROTRIFLUOROETHANE	1 U	5 U	1 U	1 U	11 U	1 U	1 U
1,1-DICHLOROETHANE	1 U	5 U	1 U	1 U	11 U	1 U	1 U
1,1-DICHLOROETHENE	1 U	5 U	1 U	1 U	2.2 J	1 U	1 U
1,1-DICHLOROPROPENE	1 U	5 U	1 U	1 U	11 U	1 U	1 U
1,2,3-TRICHLOROBENZENE	1 U	5 U	1 U	0.27 B	11 U	1 U	1 U
1,2,3-TRICHLOROPROPANE	1 U	5 U	1 U	1 U	11 U	1 U	1 U
1,2,3-TRIMETHYLBENZENE	5 U	25 U	5 U	5 U	0.66 B	5 U	5 U
1,2,4-TRICHLOROBENZENE	1 U	5 U	1 U	1 U	11 U	1 U	1 U
1,2,4-TRIMETHYLBENZENE	1 U	5 U	1 U	1 U	11 U	1 U	1 U
1,2-DIBROMO-3-CHLOROPROPANE	2 U	10 U	2 U	2 U	22 U	2 U	2 U
1,2-DIBROMOETHANE	1 U	5 U	1 U	1 U	11 U	1 U	1 U
1,2-DICHLOROBENZENE	1 U	5 U	1 U	1 U	11 U	1 U	1 U
1,2-DICHLOROETHANE	1 U	5 U	1 U	1 U	5 J	1 U	0.25 B
1,2-DICHLOROPROPANE	1 U	5 U	1 U	1 U	11 U	1 U	1 U
1,3-DICHLOROBENZENE	1 U	5 U	1 U	1 U	11 U	1 U	1 U
1,3-DICHLOROPROPANE	1 U	5 U	1 U	1 U	11 U	1 U	1 U
1,4-DICHLOROBENZENE	1 U	5 U	1 U	1 U	11 U	1 U	1 U
2,2-DICHLOROPROPANE	1 U	5 U	1 U	1 U	11 U	1 U	1 U
2-BUTANONE	5 U	25 U	5 U	5 U	56 U	5 U	5 U
2-CHLOROETHYL VINYL ETHER	5 U	25 U	5 U	5 U	56 U	5 U	5 U
2-CHLOROTOLUENE	1 U	5 U	1 U	1 U	11 U	1 U	1 U

TABLE E-2
ANALYTICAL RESULTS FOR GROUNDWATER
MARTIN STATE AIRPORT
MIDDLE RIVER, MARYLAND

SAMPLE ID:	DMW-5D-082108	DMW-6S-082108	DMW-6I-082008	DMW-6D-082008	DMW-7I-082808	DMW-7D-082808	DMW-8S-081408
LABORATORY ID:	A8H220130004	A8H220130002	A8H210130002	A8H210130004	A8H290111003	A8H290111002	A8H150118004
LOCATION:	DMW-5D	DMW-6S	DMW-6I	DMW-6D	DMW-7I	DMW-7D	DMW-8S
SAMPLE DATE:	8/21/2008	8/21/2008	8/20/2008	8/20/2008	8/28/2008	8/28/2008	8/14/2008
2-HEXANONE	5 U	25 U	5 U	5 U	56 U	5 U	5 U
4-CHLOROTOLUENE	1 U	5 U	1 U	1 U	11 U	1 U	1 U
4-ISOPROPYLTOLUENE	1 U	5 U	1 U	1 U	11 U	1 U	1 U
4-METHYL-2-PENTANONE	5 U	25 U	5 U	5 U	56 U	5 U	5 U
ACETONE	2.1 B	29 B	3.2 B	2.8 B	56 U	5 U	1.3 B
BENZENE	1 U	5 U	1 U	1 U	11 U	1 U	1 U
BROMOBENZENE	1 U	5 U	1 U	1 U	11 U	1 U	1 U
BROMOCHLOROMETHANE	1 U	5 U	1 U	1 U	11 U	1 U	1 U
BROMODICHLOROMETHANE	1 U	5 U	1 U	1 U	11 U	1 U	1 U
BROMOFORM	1 U	5 U	1 U	1 U	11 U	1 U	1 U
BROMOMETHANE	1 U	5 U	1 U	1 U	11 U	1 U	1 U
CARBON DISULFIDE	1 U	5 U	1 U	1 U	11 U	1 U	1 U
CARBON TETRACHLORIDE	1 U	5 U	1 U	1 U	11 U	1 U	1 U
CHLOROBENZENE	1 U	5 U	1 U	1 U	4.6 J	1 U	1 U
CHLORODIBROMOMETHANE	1 U	5 U	1 U	1 U	11 U	1 U	1 U
CHLOROETHANE	1 U	5 U	1 U	1 U	11 U	1 U	1 U
CHLOROFORM	1 U	5 U	1 U	1 U	11 U	1 U	1 U
CHLOROMETHANE	1 U	5 U	1 U	1 U	11 U	1 U	1 U
CIS-1,2-DICHLOROETHENE	1 U	3.6 J	1 U	1 U	370	1 U	5.3
CIS-1,3-DICHLOROPROPENE	1 U	5 U	1 U	1 U	11 U	1 U	1 U
DIBROMOMETHANE	1 U	5 U	1 U	1 U	11 U	1 U	1 U
DICHLORODIFLUOROMETHANE	1 U	5 U	1 U	1 U	11 U	1 U	1 U
DIISOPROPYL ETHER	5 U	25 U	5 U	5 U	56 U	5 U	5 U
ETHYL TERT-BUTYL ETHER	5 U	25 U	5 U	5 U	56 U	5 U	5 U
ETHYLBENZENE	1 U	5 U	1 U	1 U	11 U	1 U	1 U
HEXACHLOROBUTADIENE	1 U	5 U	1 U	1 U	11 U	1 U	1 U
ISOPROPYLBENZENE	1 U	5 U	1 U	1 U	11 U	1 U	1 U

TABLE E-2
ANALYTICAL RESULTS FOR GROUNDWATER
MARTIN STATE AIRPORT
MIDDLE RIVER, MARYLAND

SAMPLE ID:	DMW-5D-082108	DMW-6S-082108	DMW-6I-082008	DMW-6D-082008	DMW-7I-082808	DMW-7D-082808	DMW-8S-081408
LABORATORY ID:	A8H220130004	A8H220130002	A8H210130002	A8H210130004	A8H290111003	A8H290111002	A8H150118004
LOCATION:	DMW-5D	DMW-6S	DMW-6I	DMW-6D	DMW-7I	DMW-7D	DMW-8S
SAMPLE DATE:	8/21/2008	8/21/2008	8/20/2008	8/20/2008	8/28/2008	8/28/2008	8/14/2008
M+P-XYLENES	2 U	10 U	2 U	2 U	22 U	2 U	2 U
METHYL TERT-BUTYL ETHER	5 U	25 U	5 U	5 U	56 U	5 U	5 U
METHYLENE CHLORIDE	1 U	5 U	1 U	1 U	10 J	1 U	1 U
NAPHTHALENE	1 U	5 U	1 U	0.32 J	11 U	1 U	1 U
N-BUTYLBENZENE	1 U	5 U	1 U	1 U	11 U	1 U	1 U
N-PROPYLBENZENE	1 U	5 U	1 U	1 U	11 U	1 U	1 U
O-XYLENE	1 U	5 U	1 U	1 U	11 U	1 U	1 U
SEC-BUTYLBENZENE	1 U	5 U	1 U	1 U	11 U	1 U	1 U
STYRENE	1 U	5 U	1 U	1 U	11 U	1 U	1 U
TERT-AMYL METHYL ETHER	5 U	25 U	5 U	5 U	56 U	5 U	5 U
TERT-BUTYLBENZENE	1 U	5 U	1 U	1 U	11 U	1 U	1 U
TERTIARY-BUTYL ALCOHOL	20 UR	100 UR	6.8 B	6.6 B	220 U	20 U	20 U
TETRACHLOROETHENE	1 U	5 U	1 U	1 U	11 U	1 U	1 U
TOLUENE	1 U	5 U	1 U	1 U	11 U	1 U	1 U
TOTAL XYLENES	2 U	10 U	2 U	2 U	22 U	2 U	2 U
TRANS-1,2-DICHLOROETHENE	1 U	5 U	1 U	1 U	8.2 J	1 U	1 U
TRANS-1,3-DICHLOROPROPENE	1 U	5 U	1 U	1 U	11 U	1 U	1 U
TRICHLOROETHENE	1.1	5 U	1 U	1 U	360	0.46 J	0.65 B
TRICHLOROFLUOROMETHANE	1 U	5 U	1 U	1 U	11 U	1 U	1 U
VINYL ACETATE	2 U	10 U	2 U	2 U	22 U	2 U	2 U
VINYL CHLORIDE	1 U	5 U	1 U	1 U	90	1 U	1 U
TOTAL METALS (ug/l)							
ANTIMONY	0.069 B	0.9 B	0.45	0.035 U	0.18 B	0.094 B	0.11 B
ARSENIC	0.13 U	6.8	4.5	1.7	10	0.91	6.1
BARIUM	10.1	52.9	15.4	50	12.7	36.3	14.1
BERYLLIUM	0.12 B	0.043 B	5.8	0.7	5.2	0.66	0.51
CADMIUM	0.044 B	0.061 B	37.8	0.81	14.8	1.9	0.33 B

TABLE E-2
ANALYTICAL RESULTS FOR GROUNDWATER
MARTIN STATE AIRPORT
MIDDLE RIVER, MARYLAND

SAMPLE ID:	DMW-5D-082108	DMW-6S-082108	DMW-6I-082008	DMW-6D-082008	DMW-7I-082808	DMW-7D-082808	DMW-8S-081408
LABORATORY ID:	A8H220130004	A8H220130002	A8H210130002	A8H210130004	A8H290111003	A8H290111002	A8H150118004
LOCATION:	DMW-5D	DMW-6S	DMW-6I	DMW-6D	DMW-7I	DMW-7D	DMW-8S
SAMPLE DATE:	8/21/2008	8/21/2008	8/20/2008	8/20/2008	8/28/2008	8/28/2008	8/14/2008
CALCIUM					101000		
CHROMIUM	0.52 B	1.1 K	15.7 J	5.4 J	11.1	2.4	2.9 K
COBALT	4.1	6.4	70.4	26.7	130	7.6	10.7
COPPER	1.2 B	0.45 B	181	18.5	21	31	5.4
IRON	30.5 B	275000	24100	1320	30600	7140	13900
LEAD	0.026 B	0.28 B	12.4	2.2	14.6	12.1	0.5
MAGNESIUM					61100		
MANGANESE	24.2	2240	4100	774	4550	60	1630
MERCURY	0.1 U	0.1 U	0.1 U	0.88	0.2 U	0.2 U	0.2 U
MOLYBDENUM	0.12 U	1 B	1.5 K	0.23	0.14 B	0.66 B	2 U
NICKEL	5.7	2.5 K	82.3	36	116	15	14.2
SELENIUM	0.2 B	1 B	3.6	2	13.3	5 U	1.2
SILVER	0.0026 U	0.025 B	0.0026 U	0.004 B	1 U	0.01 B	1 U
THALLIUM	0.11 U	0.12 B	0.24 K	0.11 U	0.23 B	0.13 B	1 U
VANADIUM	0.46 U	1	2.9	2.4	16.8	20 U	1.5
ZINC	16.3 B	4 B	504	111	480	82	58.2
FILTERED METALS (ug/l)							
ANTIMONY	0.04 B	0.29 B	0.18	0.035 U	0.19 B	0.039 B	0.089 B
ARSENIC	0.13 U	6.8	3.8	0.77	9.4	0.25	5
BARIUM	10.2	53.6	11.7	51.6	12	37	12.2
BERYLLIUM	0.11 B	0.018 B	6.8	0.72	5	0.52	0.41
CADMIUM	0.057 B	0.0061 UL	9.9	0.73	11.7	1.9	0.28 B
CALCIUM					95300		

TABLE E-2
ANALYTICAL RESULTS FOR GROUNDWATER
MARTIN STATE AIRPORT
MIDDLE RIVER, MARYLAND

SAMPLE ID:	**DMW-5D-082108**	**DMW-6S-082108**	**DMW-6I-082008**	**DMW-6D-082008**	**DMW-7I-082808**	**DMW-7D-082808**	**DMW-8S-081408**
LABORATORY ID:	**A8H220130004**	**A8H220130002**	**A8H210130002**	**A8H210130004**	**A8H290111003**	**A8H290111002**	**A8H150118004**
LOCATION:	**DMW-5D**	**DMW-6S**	**DMW-6I**	**DMW-6D**	**DMW-7I**	**DMW-7D**	**DMW-8S**
SAMPLE DATE:	**8/21/2008**	**8/21/2008**	**8/20/2008**	**8/20/2008**	**8/28/2008**	**8/28/2008**	**8/14/2008**
CHROMIUM	0.18 B	0.65 B	4.5	1.4 B	10.3	0.44 B	1.1 K
COBALT	3.9	6.5	76.4	28.8	122	7.9	9.5
COPPER	1.3 B	0.14 B	46.2	20.7	10.2	25	0.49 B
IRON	5.6 B	284000	26400	156	28600	779	12000
LEAD	0.024 B	0.053 B	6.4	2	10.9	1.6	0.34 B
MAGNESIUM					57600		
MANGANESE	22.7	2340	4640	838	4330	62.7	1510
MERCURY	0.14	0.1 U	0.1 U	0.17	0.2 U	0.2 U	0.2 U
MOLYBDENUM	0.12 U	0.18 B	0.19 K	0.12 U	0.22 B	0.15 B	2 U
NICKEL	5.5 K	2.4 K	85.8	39.2	110	15.8	12.7
SELENIUM	0.22 B	1.3 B	4.1	2.3	12.9	5 U	1
SILVER	0.0026 U	0.0026 U	0.0026 U	0.0026 U	1 U	1 U	1 U
THALLIUM	0.11 U	0.12 B	0.22 K	0.11 U	0.45 B	1 U	1 U
VANADIUM	0.46 U	0.7	1.6	0.46 U	15.3	20 U	0.97
ZINC	16 B	3.5 B	398	127	455	86.1	50.5
MISCELLANEOUS (mg/l)							
ALKALINITY					5 U		
CHEMICAL OXYGEN DEMAND					74.2		
HEXAVALENT CHROMIUM	0.02 U	0.13	0.02 U	0.02 U	0.02 U	0.02 U	0.009
TOTAL ORGANIC CARBON					6		
MISCELLANEOUS (S.U.)							
PH					4.1		

TABLE E-2
ANALYTICAL RESULTS FOR GROUNDWATER
MARTIN STATE AIRPORT
MIDDLE RIVER, MARYLAND

SAMPLE ID:	DMW-8I-081408	DMW-8D-081408	DMW-9S-082208	DMW-9I-082208	DMW-9D-082208	DMW-10S-080808	DMW-10I-081508
LABORATORY ID:	A8H150118003	A8H150118002	A8H230142004	A8H230142002	A8H230142003	A8H090106006	A8H160110004
LOCATION:	DMW-8I	DMW-8D	DMW-9S	DMW-9I	DMW-9D	DMW-10S	DMW-10I
SAMPLE DATE:	8/14/2008	8/14/2008	8/22/2008	8/22/2008	8/22/2008	8/8/2008	8/15/2008
SEMIVOLATILES (ug/l)							
1,4-DIOXANE	110	40	42	230	110	12	12
VOLATILES (ug/l)							
1,1,1,2-TETRACHLOROETHANE	33 U	20 U	1200 U	83 U	120 U	1.8 U	25 U
1,1,1-TRICHLOROETHANE	33 U	20 U	1200 U	83 U	120 U	1.8 U	25 U
1,1,2,2-TETRACHLOROETHANE	33 U	20 U	1200 U	83 U	120 U	1.4 U	25 U
1,1,2-TRICHLOROTRIFLUOROETHANE	33 U	20 U	1200 U	83 U	120 U	2.2 U	25 U
1,1-DICHLOROETHANE	33 U	20 U	1200 U	83 U	120 U	1.2 U	25 U
1,1-DICHLOROETHENE	33 U	4.4 J	1200 U	22 J	120 U	1.5 U	25 U
1,1-DICHLOROPROPENE	33 U	20 U	1200 U	83 U	120 U	1 U	25 U
1,2,3-TRICHLOROBENZENE	33 U	20 U	1200 U	83 U	120 U	1.4 U	25 U
1,2,3-TRICHLOROPROPANE	33 U	20 U	1200 U	83 U	120 U	3.4 U	25 U
1,2,3-TRIMETHYLBENZENE	170 U	100 U	6200 U	2.6 B	3.9 B	0.047 U	120 U
1,2,4-TRICHLOROBENZENE	33 U	20 U	1200 U	83 U	120 U	1.2 U	25 U
1,2,4-TRIMETHYLBENZENE	33 U	20 U	240 J	83 U	120 U	0.96 U	25 U
1,2-DIBROMO-3-CHLOROPROPANE	67 U	40 U	2500 U	170 U	250 U	5.4 U	50 U
1,2-DIBROMOETHANE	33 U	20 U	1200 U	83 U	120 U	1.9 U	25 U
1,2-DICHLOROBENZENE	33 U	20 U	1200 U	83 U	120 U	1 U	25 U
1,2-DICHLOROETHANE	11 B	20 U	1200 U	83 U	120 U	1.8 U	25 U
1,2-DICHLOROPROPANE	33 U	20 U	1200 U	83 U	120 U	1.4 U	25 U
1,3-DICHLOROBENZENE	33 U	20 U	1200 U	83 U	120 U	1.1 U	25 U
1,3-DICHLOROPROPANE	33 U	20 U	1200 U	83 U	120 U	1.3 U	25 U
1,4-DICHLOROBENZENE	33 U	20 U	1200 U	83 U	120 U	1 U	25 U
2,2-DICHLOROPROPANE	33 U	20 U	1200 U	83 U	120 U	1 U	25 U
2-BUTANONE	170 U	100 U	6200 U	420 U	620 U	4.6 U	120 U
2-CHLOROETHYL VINYL ETHER	170 U	100 U	6200 U	420 U	620 U	7.9 U	120 U
2-CHLOROTOLUENE	33 U	20 U	1200 U	83 U	120 U	0.88 U	25 U

TABLE E-2
ANALYTICAL RESULTS FOR GROUNDWATER
MARTIN STATE AIRPORT
MIDDLE RIVER, MARYLAND

SAMPLE ID:	DMW-8I-081408	DMW-8D-081408	DMW-9S-082208	DMW-9I-082208	DMW-9D-082208	DMW-10S-080808	DMW-10I-081508
LABORATORY ID:	A8H150118003	A8H150118002	A8H230142004	A8H230142002	A8H230142003	A8H090106006	A8H160110004
LOCATION:	DMW-8I	DMW-8D	DMW-9S	DMW-9I	DMW-9D	DMW-10S	DMW-10I
SAMPLE DATE:	8/14/2008	8/14/2008	8/22/2008	8/22/2008	8/22/2008	8/8/2008	8/15/2008
2-HEXANONE	170 U	100 U	6200 U	420 U	620 U	3.3 U	120 U
4-CHLOROTOLUENE	33 U	20 U	1200 U	83 U	120 U	1.4 U	25 U
4-ISOPROPYLTOLUENE	33 U	20 U	1200 U	83 U	120 U	0.96 U	25 U
4-METHYL-2-PENTANONE	170 U	100 U	6200 U	420 U	620 U	2.6 U	120 U
ACETONE	84 B	38 B	6200 U	420 U	620 U	17 B	36 B
BENZENE	33 U	20 U	570 J	83 U	120 U	1 U	25 U
BROMOBENZENE	33 U	20 U	1200 U	83 U	120 U	1 U	25 U
BROMOCHLOROMETHANE	33 U	20 U	1200 U	83 U	120 U	2.3 U	25 U
BROMODICHLOROMETHANE	33 U	20 U	1200 U	83 U	120 U	1.2 U	25 U
BROMOFORM	33 U	20 U	1200 U	83 U	120 U	5.1 U	25 U
BROMOMETHANE	33 U	20 U	1200 U	83 U	120 U	3.3 U	25 U
CARBON DISULFIDE	33 U	20 U	1200 U	83 U	120 U	1 U	25 U
CARBON TETRACHLORIDE	33 U	20 U	1200 U	20 J	120 U	1 U	430 J
CHLOROBENZENE	33 U	20 U	1200 U	83 U	120 U	1.2 U	25 U
CHLORODIBROMOMETHANE	33 U	20 U	1200 U	83 U	120 U	1.4 U	25 U
CHLOROETHANE	33 U	20 U	1200 U	83 U	120 U	2.3 U	25 U
CHLOROFORM	5.7 J	20 U	1200 U	83 U	290	1.3 U	23 J
CHLOROMETHANE	33 U	20 U	1200 U	83 U	120 U	2.4 U	25 U
CIS-1,2-DICHLOROETHENE	670	410	6600	2900	470	1.4 U	30
CIS-1,3-DICHLOROPROPENE	33 U	20 U	1200 U	83 U	120 U	1.1 U	25 U
DIBROMOMETHANE	33 U	20 U	1200 U	83 U	120 U	2.2 U	25 U
DICHLORODIFLUOROMETHANE	33 U	20 U	1200 U	83 U	120 U	2.5 U	25 U
DIISOPROPYL ETHER	170 U	100 U	6200 U	420 U	620 U	12 U	120 U
ETHYL TERT-BUTYL ETHER	170 U	100 U	6200 U	420 U	620 U	0.88 U	120 U
ETHYLBENZENE	33 U	20 U	2100	83 U	120 U	1.4 U	25 U
HEXACHLOROBUTADIENE	33 U	20 U	1200 U	83 U	120 U	2.4 U	25 U
ISOPROPYLBENZENE	33 U	20 U	1200 U	83 U	120 U	1 U	25 U

TABLE E-2
ANALYTICAL RESULTS FOR GROUNDWATER
MARTIN STATE AIRPORT
MIDDLE RIVER, MARYLAND

SAMPLE ID:	DMW-8I-081408	DMW-8D-081408	DMW-9S-082208	DMW-9I-082208	DMW-9D-082208	DMW-10S-080808	DMW-10I-081508
LABORATORY ID:	A8H150118003	A8H150118002	A8H230142004	A8H230142002	A8H230142003	A8H090106006	A8H160110004
LOCATION:	DMW-8I	DMW-8D	DMW-9S	DMW-9I	DMW-9D	DMW-10S	DMW-10I
SAMPLE DATE:	8/14/2008	8/14/2008	8/22/2008	8/22/2008	8/22/2008	8/8/2008	8/15/2008
M+P-XYLENES	67 U	40 U	15000	170 U	250 U	1.9 U	50 U
METHYL TERT-BUTYL ETHER	170 U	100 U	6200 U	420 U	620 U	1.4 U	120 U
METHYLENE CHLORIDE	33 U	10 B	1200 U	29 J	55 J	2.6 U	25 U
NAPHTHALENE	33 U	20 U	1200 U	83 U	120 U	1.9 U	25 U
N-BUTYLBENZENE	33 U	20 U	1200 U	83 U	120 U	0.96 U	25 U
N-PROPYLBENZENE	33 U	20 U	1200 U	83 U	120 U	1.1 U	25 U
O-XYLENE	33 U	20 U	830 J	83 U	120 U	1.1 U	25 U
SEC-BUTYLBENZENE	33 U	20 U	1200 U	83 U	120 U	1 U	25 U
STYRENE	33 U	20 U	1200 U	83 U	120 U	0.88 U	25 U
TERT-AMYL METHYL ETHER	170 U	100 U	6200 U	420 U	620 U	0.54 U	120 U
TERT-BUTYLBENZENE	33 U	20 U	1200 U	83 U	120 U	1 U	25 U
TERTIARY-BUTYL ALCOHOL	670 U	400 U	25000 UR	1700 UR	2500 UR	31 UR	500 U
TETRACHLOROETHENE	33 U	20 U	1200 U	83 U	120 U	2.3 U	25 U
TOLUENE	33 U	20 U	4400	83 U	120 U	1 U	25 U
TOTAL XYLENES	67 U	40 U	16000	170 U	250 U	2.2 U	50 U
TRANS-1,2-DICHLOROETHENE	33 U	20 U	1200 U	83 U	120 U	1.5 U	25 U
TRANS-1,3-DICHLOROPROPENE	33 U	20 U	1200 U	83 U	120 U	1.5 U	25 U
TRICHLOROETHENE	930	490	1200 U	700	3800	1.4 U	660
TRICHLOROFLUOROMETHANE	33 U	20 U	1200 U	83 U	120 U	1.7 U	25 U
VINYL ACETATE	67 U	40 U	2500 U	170 U	250 U	1.5 U	50 U
VINYL CHLORIDE	320	360	35000	2000	45 J	170	25 U
TOTAL METALS (ug/l)							
ANTIMONY	0.9	2 U	0.052 B	1.4	0.035 U	0.035 U	0.074 B
ARSENIC	17.3	1.6	2.1	13.5	4.4	16.7	0.62
BARIUM	18	40.2	120	65.3	41.9	21.5	21.8
BERYLLIUM	5.6	4.1	0.051 B	1.3	0.5 B	0.012 U	0.041 B
CADMIUM	134	141	0.0061 U	2.8 L	0.1 B	0.0061 UL	0.17 B

TABLE E-2
ANALYTICAL RESULTS FOR GROUNDWATER
MARTIN STATE AIRPORT
MIDDLE RIVER, MARYLAND

SAMPLE ID:	DMW-8I-081408	DMW-8D-081408	DMW-9S-082208	DMW-9I-082208	DMW-9D-082208	DMW-10S-080808	DMW-10I-081508
LABORATORY ID:	A8H150118003	A8H150118002	A8H230142004	A8H230142002	A8H230142003	A8H090106006	A8H160110004
LOCATION:	DMW-8I	DMW-8D	DMW-9S	DMW-9I	DMW-9D	DMW-10S	DMW-10I
SAMPLE DATE:	8/14/2008	8/14/2008	8/22/2008	8/22/2008	8/22/2008	8/8/2008	8/15/2008
CALCIUM			87400	45400	10100		
CHROMIUM	51.8 K	0.88 K	1.5 K	31.6	1.8 K	0.86 B	0.58 K
COBALT	149	116	0.37 B	247	390	5.4	10.3
COPPER	45.4	33.3	0.46 B	41.8	6.6	0.16 B	4.5
IRON	12300	241	35300	13700	17000	70700	118 B
LEAD	7.2	1.5	0.11 B	30	2.8	0.057 B	0.56 B
MAGNESIUM			49200	23600	7420		
MANGANESE	5640	2400	4030	3980	3560	1590	184
MERCURY	0.17	0.2 U	0.1	0.51	0.1 U	0.1 U	0.13
MOLYBDENUM	2.2	2 U	0.12 U	2.7 B	0.12 U	0.63 K	0.13 B
NICKEL	107	65.5	0.36 B	64.7	47	2.2 K	11
SELENIUM	18.3	2	1.2 B	6.9	1.2 B	0.44 B	0.67 B
SILVER	0.13 B	1 U	0.0026 U	0.12 B	0.0026 U	0.0026 U	1 U
THALLIUM	1 U	1 U	0.11 U	0.11 U	0.11 U	0.11 U	1 U
VANADIUM	23.1	0.6	10.2	55	2.8	0.46 U	4.9
ZINC	292	177	3.9 B	218	75.6	12.6 B	22.1
FILTERED METALS (ug/l)							
ANTIMONY	0.065 B	2 U	0.059 B	0.061 B	0.035 U	0.035 U	0.045 B
ARSENIC	16.4	1.6	1.9	3.2	4	16.7	0.4
BARIUM	12.5	41.2	110	30.3	39.2	21.2	21.6
BERYLLIUM	6.5	4.1	0.066 B	0.88	0.47 B	0.012 U	0.036 B
CADMIUM	146	144	0.0061 UL	0.25 B	0.028 B	0.0061 UL	0.16 B
CALCIUM			81000	54100	9920		

TABLE E-2
ANALYTICAL RESULTS FOR GROUNDWATER
MARTIN STATE AIRPORT
MIDDLE RIVER, MARYLAND

SAMPLE ID:	DMW-8I-081408	DMW-8D-081408	DMW-9S-082208	DMW-9I-082208	DMW-9D-082208	DMW-10S-080808	DMW-10I-081508
LABORATORY ID:	A8H150118003	A8H150118002	A8H230142004	A8H230142002	A8H230142003	A8H090106006	A8H160110004
LOCATION:	DMW-8I	DMW-8D	DMW-9S	DMW-9I	DMW-9D	DMW-10S	DMW-10I
SAMPLE DATE:	8/14/2008	8/14/2008	8/22/2008	8/22/2008	8/22/2008	8/8/2008	8/15/2008
CHROMIUM	5.2 K	0.53 K	1.4 K	0.91 K	1 K	0.77 B	0.19 B
COBALT	182	114	0.15 B	253	377	5.5	10.5
COPPER	34.1	33	0.12 B	0.48 B	0.5 B	0.051 U	5.3
IRON	9510	235	33000	5670	16100	69200	5.2 B
LEAD	4.5	1.6	0.06 B	0.33 B	1.7	0.068 B	0.37 B
MAGNESIUM			46500	27500	7130		
MANGANESE	6620	2530	3740	4790	3430	1590	184
MERCURY	0.2 U	0.2 U	0.1 U	0.1 U	0.1 U	0.1 U	0.2 U
MOLYBDENUM	2 U	2 U	0.12 U	0.12 U	0.12 U	0.66 K	2 U
NICKEL	127	65.7	0.22 B	63	46.3	2 K	10.7
SELENIUM	22.6	2.1	1.3 B	4.3	1.1 B	0.42 B	0.67 B
SILVER	1 U	1 U	0.0026 U	0.0026 U	0.0026 U	0.0026 U	1 U
THALLIUM	1 U	1 U	0.11 U	0.11 U	0.11 U	0.11 U	1 U
VANADIUM	3.3	20 U	9.3	1.3	1.7	0.46 U	3.7
ZINC	337	178	3.1 B	110	74.6	11.4 B	25.9
MISCELLANEOUS (mg/l)							
ALKALINITY			482	82.2	9.8 B		
CHEMICAL OXYGEN DEMAND			245	27.2	24.7		
HEXAVALENT CHROMIUM	0.1	0.02 U	0.02 U	0.02 U	0.02 U	0.002 UR	0.02 U
TOTAL ORGANIC CARBON			22	5	5		
MISCELLANEOUS (S.U.)							
PH			6.4	6	5.4		

TABLE E-2
ANALYTICAL RESULTS FOR GROUNDWATER
MARTIN STATE AIRPORT
MIDDLE RIVER, MARYLAND

SAMPLE ID:	DMW-11S-081108	DMW-11I-081108	DMW-14I-082508	DMW-14D-090308	DMW-16S-082108	DMW-16I-082108	DMW-16D-082508
LABORATORY ID:	A8H120110003	A8H120110005	A8H260119005	A8I040133002	A8H220130005	A8H220130003	A8H260119003
LOCATION:	DMW-11S	DMW-11I	DMW-14I	DMW-14D	DMW-16S	DMW-16I	DMW-16D
SAMPLE DATE:	8/11/2008	8/11/2008	8/25/2008	9/3/2008	8/21/2008	8/21/2008	8/25/2008
SEMIVOLATILES (ug/l)							
1,4-DIOXANE	4.6	1 U	32		590	1 U	1 U
VOLATILES (ug/l)							
1,1,1,2-TETRACHLOROETHANE	1700 U	1 U	67 U	1 UJ	3.3 U	14 U	1 U
1,1,1-TRICHLOROETHANE	1700 U	1 U	67 U	1 UJ	3.3 U	14 U	1 U
1,1,2,2-TETRACHLOROETHANE	1700 U	1 U	67 U	1 UJ	3.3 U	14 U	1 U
1,1,2-TRICHLOROTRIFLUOROETHANE	1700 U	1 U	67 U	1 UJ	3.3 U	14 U	1 U
1,1-DICHLOROETHANE	1700 U	1 U	67 U	1 UJ	3.3 U	14 U	1 U
1,1-DICHLOROETHENE	1700 U	1 U	28 J	1 UJ	3.3 U	14 U	1 U
1,1-DICHLOROPROPENE	1700 U	1 U	67 U	1 UJ	3.3 U	14 U	1 U
1,2,3-TRICHLOROBENZENE	1700 U	1 U	67 U	1 UJ	3.3 U	14 U	1 U
1,2,3-TRICHLOROPROPANE	1700 U	1 U	67 U	1 UJ	3.3 U	14 U	1 U
1,2,3-TRIMETHYLBENZENE	8300 U	5 U	330 U	5 UJ	0.1 B	71 U	5 U
1,2,4-TRICHLOROBENZENE	1700 U	1 U	67 U	1 UJ	1.2 B	14 U	1 U
1,2,4-TRIMETHYLBENZENE	1700 U	1 U	67 U	1 UJ	3.3 U	14 U	1 U
1,2-DIBROMO-3-CHLOROPROPANE	3300 U	2 U	130 U	2 UJ	6.7 U	29 U	2 U
1,2-DIBROMOETHANE	1700 U	1 U	67 U	1 UJ	3.3 U	14 U	1 U
1,2-DICHLOROBENZENE	1700 U	1 U	67 U	1 UJ	1.9 J	14 U	1 U
1,2-DICHLOROETHANE	1700 U	1 U	67 U	1 UJ	3.3 U	14 U	1 U
1,2-DICHLOROPROPANE	1700 U	1 U	67 U	1 UJ	3.3 U	14 U	1 U
1,3-DICHLOROBENZENE	1700 U	1 U	67 U	1 UJ	0.63 J	14 U	1 U
1,3-DICHLOROPROPANE	1700 U	1 U	67 U	1 UJ	3.3 U	14 U	1 U
1,4-DICHLOROBENZENE	1700 U	1 U	67 U	1 UJ	0.83 J	14 U	1 U
2,2-DICHLOROPROPANE	1700 U	1 U	67 U	1 UJ	3.3 U	14 U	1 U
2-BUTANONE	8300 U	0.66 J	330 U	5 UJ	17 U	71 U	5 U
2-CHLOROETHYL VINYL ETHER	8300 U	5 U	330 U	5 UJ	17 U	71 U	5 U
2-CHLOROTOLUENE	1700 U	1 U	67 U	1 UJ	3.3 U	14 U	1 U

TABLE E-2
ANALYTICAL RESULTS FOR GROUNDWATER
MARTIN STATE AIRPORT
MIDDLE RIVER, MARYLAND

SAMPLE ID:	DMW-11S-081108	DMW-11I-081108	DMW-14I-082508	DMW-14D-090308	DMW-16S-082108	DMW-16I-082108	DMW-16D-082508
LABORATORY ID:	A8H120110003	A8H120110005	A8H260119005	A8I040133002	A8H220130005	A8H220130003	A8H260119003
LOCATION:	DMW-11S	DMW-11I	DMW-14I	DMW-14D	DMW-16S	DMW-16I	DMW-16D
SAMPLE DATE:	8/11/2008	8/11/2008	8/25/2008	9/3/2008	8/21/2008	8/21/2008	8/25/2008
2-HEXANONE	8300 U	5 U	330 U	5 UJ	17 U	71 U	5 U
4-CHLOROTOLUENE	1700 U	1 U	67 U	1 UJ	3.3 U	14 U	1 U
4-ISOPROPYLTOLUENE	1700 U	1 U	67 U	1 UJ	3.3 U	14 U	1 U
4-METHYL-2-PENTANONE	8300 U	5 U	330 U	5 UJ	17 U	71 U	5 U
ACETONE	8300 U	1.9 B	330 U	5 UJ	17 U	36 B	5 U
BENZENE	1700 U	1 U	67 U	1 UJ	5.9	14 U	1 U
BROMOBENZENE	1700 U	1 U	67 U	1 UJ	3.3 U	14 U	1 U
BROMOCHLOROMETHANE	1700 U	1 U	67 U	1 UJ	3.3 U	14 U	1 U
BROMODICHLOROMETHANE	1700 U	1 U	67 U	1 UJ	3.3 U	14 U	1 U
BROMOFORM	1700 U	1 U	67 U	1 UJ	3.3 U	14 U	1 U
BROMOMETHANE	1700 U	1 U	67 U	1 UJ	3.3 U	14 U	1 U
CARBON DISULFIDE	1700 U	1 U	67 U	1 UJ	3.3 U	14 U	1 U
CARBON TETRACHLORIDE	1700 U	1 U	67 U	1 UJ	3.3 U	14 U	1 U
CHLOROBENZENE	1700 U	1 U	270	1 UJ	3.3 U	14 U	1 U
CHLORODIBROMOMETHANE	1700 U	1 U	67 U	1 UJ	3.3 U	14 U	1 U
CHLOROETHANE	1700 U	1 U	67 U	1 UJ	3.3 U	14 U	1 U
CHLOROFORM	1000 J	1 U	67 U	1 UJ	3.3 U	14 U	1 U
CHLOROMETHANE	1700 U	1 U	67 U	1 UJ	3.3 U	14 U	1 U
CIS-1,2-DICHLOROETHENE	36000	0.77 J	1700	1 UJ	26	76	1 U
CIS-1,3-DICHLOROPROPENE	1700 U	1 U	67 U	1 UJ	3.3 U	14 U	1 U
DIBROMOMETHANE	1700 U	1 U	67 U	1 UJ	3.3 U	14 U	1 U
DICHLORODIFLUOROMETHANE	1700 U	1 U	67 U	1 UJ	3.3 U	14 U	1 U
DIISOPROPYL ETHER	8300 U	5 U	330 U	5 UJ	17 U	71 U	5 U
ETHYL TERT-BUTYL ETHER	8300 U	5 U	330 U	5 UJ	17 U	71 U	5 U
ETHYLBENZENE	1700 U	1 U	67 U	1 UJ	3.3 U	14 U	1 U
HEXACHLOROBUTADIENE	1700 U	1 U	67 U	1 UJ	3.3 U	14 U	1 U
ISOPROPYLBENZENE	1700 U	1 U	67 U	1 UJ	3.3 U	14 U	1 U

TABLE E-2
ANALYTICAL RESULTS FOR GROUNDWATER
MARTIN STATE AIRPORT
MIDDLE RIVER, MARYLAND

SAMPLE ID:	DMW-11S-081108	DMW-11I-081108	DMW-14I-082508	DMW-14D-090308	DMW-16S-082108	DMW-16I-082108	DMW-16D-082508
LABORATORY ID:	A8H120110003	A8H120110005	A8H260119005	A8I040133002	A8H220130005	A8H220130003	A8H260119003
LOCATION:	DMW-11S	DMW-11I	DMW-14I	DMW-14D	DMW-16S	DMW-16I	DMW-16D
SAMPLE DATE:	8/11/2008	8/11/2008	8/25/2008	9/3/2008	8/21/2008	8/21/2008	8/25/2008
M+P-XYLENES	3300 U	2 U	130 U	2 UJ	6.7 U	29 U	2 U
METHYL TERT-BUTYL ETHER	8300 U	5 U	330 U	5 UJ	17 U	71 U	5 U
METHYLENE CHLORIDE	1700 U	1 U	67 U	1 UJ	3.3 U	14 U	1 U
NAPHTHALENE	1700 U	1 U	67 U	1 UJ	3.3 U	14 U	1 U
N-BUTYLBENZENE	1700 U	1 U	67 U	1 UJ	3.3 U	14 U	1 U
N-PROPYLBENZENE	1700 U	1 U	67 U	1 UJ	3.3 U	14 U	1 U
O-XYLENE	1700 U	1 U	67 U	1 UJ	3.3 U	14 U	1 U
SEC-BUTYLBENZENE	1700 U	1 U	67 U	1 UJ	3.3 U	14 U	1 U
STYRENE	1700 U	1 U	67 U	1 UJ	3.3 U	14 U	1 U
TERT-AMYL METHYL ETHER	8300 U	5 U	330 U	5 UJ	17 U	71 U	5 U
TERT-BUTYLBENZENE	1700 U	1 U	67 U	1 UJ	3.3 U	14 U	1 U
TERTIARY-BUTYL ALCOHOL	33000 U	20 U	1300 UR	20 UJ	14 B	290 UR	20 UR
TETRACHLOROETHENE	1700 U	1 U	67 U	1 UJ	3.3 U	14 U	1 U
TOLUENE	1200 J	1 U	67 U	1 UJ	3.3 U	14 U	1 U
TOTAL XYLENES	3300 U	2 U	130 U	2 UJ	6.7 U	29 U	2 U
TRANS-1,2-DICHLOROETHENE	1700 U	1 U	67 U	1 UJ	3.3 U	14 U	1 U
TRANS-1,3-DICHLOROPROPENE	1700 U	1 U	67 U	1 UJ	3.3 U	14 U	1 U
TRICHLOROETHENE	29000	0.44 B	50 J	1 UJ	3.3 U	380	1 U
TRICHLOROFLUOROMETHANE	1700 U	1 U	67 U	1 UJ	3.3 U	14 U	1 U
VINYL ACETATE	3300 U	2 U	130 U	2 UJ	6.7 U	29 U	2 U
VINYL CHLORIDE	3300	1 U	1000	1 UJ	73	6.8 J	1 U
TOTAL METALS (ug/l)							
ANTIMONY	0.2 B	2 U	0.035 U	0.33 B	0.035 U	0.9 B	0.035 U
ARSENIC	4.3	0.92	23.2	19.6	3.9	30	2.8
BARIUM	40.8	5.5	16 K	25.6	41.7	39.4	7.7
BERYLLIUM	0.069 B	0.042 B	0.012 UL	0.71	3.6	0.32 B	0.016
CADMIUM	0.01 B	0.011 B	0.0061 UL	0.12 B	0.015 B	0.11 B	0.01 B

TABLE E-2
ANALYTICAL RESULTS FOR GROUNDWATER
MARTIN STATE AIRPORT
MIDDLE RIVER, MARYLAND

SAMPLE ID:	**DMW-11S-081108**	**DMW-11I-081108**	**DMW-14I-082508**	**DMW-14D-090308**	**DMW-16S-082108**	**DMW-16I-082108**	**DMW-16D-082508**
LABORATORY ID:	**A8H120110003**	**A8H120110005**	**A8H260119005**	**A8I040133002**	**A8H220130005**	**A8H220130003**	**A8H260119003**
LOCATION:	**DMW-11S**	**DMW-11I**	**DMW-14I**	**DMW-14D**	**DMW-16S**	**DMW-16I**	**DMW-16D**
SAMPLE DATE:	**8/11/2008**	**8/11/2008**	**8/25/2008**	**9/3/2008**	**8/21/2008**	**8/21/2008**	**8/25/2008**
CALCIUM			183000	1660 B	50000	2530	
CHROMIUM	0.5 K	1.7 K	1.3 K	22.9	16.3	1.6 K	1.7
COBALT	18.7	0.76	13.4 L	8.8	33.5	8.7	4.6 L
COPPER	7.7	5.5	0.15 B	37.2	0.097 B	1.3 B	2 B
IRON	15100	355	73500	11100	43800	14900	4020
LEAD	1.1	1	0.064 B	2.6	0.091 B	3.2	0.33
MAGNESIUM			29800	592	50700	2330	
MANGANESE	960	21	2120	47.3	2740	163	39.6
MERCURY	0.2 U	1.8	0.1 U	0.83	0.1 U	0.1 U	0.1 U
MOLYBDENUM	2 U	0.56 B	0.12 U	3	0.15 B	2.6 B	0.12 U
NICKEL	7.7	1.7	7.1 K	11.7	35.4	11.5	6.1
SELENIUM	1.2	5 U	0.32	1.1	4.5	0.62 B	0.14 U
SILVER	1 U	1 U	0.0026 U	0.044 B	0.0026 U	0.038 B	0.0026 U
THALLIUM	1 U	1 U	0.11 UL	0.18 B	0.11 U	0.11 U	0.15 B
VANADIUM	20 U	2.1	0.72	31.6	39.7	1.4	2.5
ZINC	44.5 B	15.9 B	2.6 B	31.1	243	20 B	10.9 B
FILTERED METALS (ug/l)							
ANTIMONY	0.15 B	2 U	0.035 U	0.065 B	0.046 B	0.17 B	0.035 U
ARSENIC	4.4	0.71	22.1	7.9	2.3	30.6	1.7
BARIUM	40.1	2.9 B	14.5 K	8.1	38	19.7	6.4
BERYLLIUM	0.055 B	0.017 B	0.012 UL	0.18	0.61	0.081 B	0.012 U
CADMIUM	1 U	0.04 B	0.0061 UL	0.012 B	0.0061 UL	0.025 B	0.0061 U
CALCIUM			181000	1630 B	46000	2380	

TABLE E-2
ANALYTICAL RESULTS FOR GROUNDWATER
MARTIN STATE AIRPORT
MIDDLE RIVER, MARYLAND

SAMPLE ID:	**DMW-11S-081108**	**DMW-11I-081108**	**DMW-14I-082508**	**DMW-14D-090308**	**DMW-16S-082108**	**DMW-16I-082108**	**DMW-16D-082508**
LABORATORY ID:	**A8H120110003**	**A8H120110005**	**A8H260119005**	**A8I040133002**	**A8H220130005**	**A8H220130003**	**A8H260119003**
LOCATION:	**DMW-11S**	**DMW-11I**	**DMW-14I**	**DMW-14D**	**DMW-16S**	**DMW-16I**	**DMW-16D**
SAMPLE DATE:	**8/11/2008**	**8/11/2008**	**8/25/2008**	**9/3/2008**	**8/21/2008**	**8/21/2008**	**8/25/2008**
CHROMIUM	0.32 K	2 U	0.92 K	1.8	2.7 K	0.61 B	0.36 B
COBALT	18.3	0.8	12.9	7.3	29.4	7.8	5.2
COPPER	0.97 B	4.9	0.051 U	2.6 B	0.053 B	0.52 B	0.064 B
IRON	14700	79.3 B	68600	4020	41500	12400	2210
LEAD	0.72	0.49	0.018 U	0.18 B	0.036 B	0.77 B	0.026 B
MAGNESIUM			27700	418	46900	1820	
MANGANESE	1020	21.6	2020	50.3	2520	149	41.7
MERCURY	0.2 U	0.2 U	0.1 U	0.2 U	0.1 U	0.1 U	0.1 U
MOLYBDENUM	2 U	0.34 B	0.12 U	0.4 B	0.16 B	1.4 B	0.12 U
NICKEL	7.3	1.8	6.5 K	8	30.7	10.2	7.2
SELENIUM	1.2	5 U	0.27	5 U	1.6	0.14 B	0.14 U
SILVER	1 U	1 U	0.0026 U	1 U	0.0026 U	0.0026 U	0.0026 U
THALLIUM	1 U	1 U	0.11 UL	1 U	0.11 U	0.11 U	0.11 UL
VANADIUM	20 U	20 U	0.64	2.9	3.4	0.46 U	0.46 U
ZINC	42.8 B	19.1 B	1.9 B	15 B	1.6 B	12.1 B	11.5 B
MISCELLANEOUS (mg/l)							
ALKALINITY			79.4	4.9	458	51.6	
CHEMICAL OXYGEN DEMAND			42	20 U	89	17.3	
HEXAVALENT CHROMIUM	0.02 U	0.02 U	0.02 UR	0.04	0.02 U	0.02 U	0.02 UR
TOTAL ORGANIC CARBON			10	1	24	2	
MISCELLANEOUS (S.U.)							
PH			6.1	5.7	6.6	6.4	

TABLE E-2
ANALYTICAL RESULTS FOR GROUNDWATER
MARTIN STATE AIRPORT
MIDDLE RIVER, MARYLAND

SAMPLE ID:	DMW-17S-082008	DMW-17I-082008	DMW-17D-090508	DMW-18S-090208	DMW-18I-090208	DMW-18D-090208	DMW-21I-080808
LABORATORY ID:	A8H210130005	A8H210130003	A8I060117002	A8I030112004	A8I030112002	A8I030112003	A8H090106002
LOCATION:	DMW-17S	DMW-17I	DMW-17D	DMW-18S	DMW-18I	DMW-18D	DMW-21I
SAMPLE DATE:	8/20/2008	8/20/2008	9/5/2008	9/2/2008	9/2/2008	9/2/2008	8/8/2008
SEMIVOLATILES (ug/l)							
1,4-DIOXANE	1 U	1 U	1 U	11	62	1 U	3
VOLATILES (ug/l)							
1,1,1,2-TETRACHLOROETHANE	1 U	8 U	1 U	20 U	330 U	1 U	5.8 U
1,1,1-TRICHLOROETHANE	1 U	8 U	1 U	20 U	330 U	1 U	5.5 U
1,1,2,2-TETRACHLOROETHANE	1 U	8 U	1 U	20 U	330 U	1 U	4.5 U
1,1,2-TRICHLOROTRIFLUOROETHANE	1 U	8 U	1 U	20 U	330 U	1 U	7 U
1,1-DICHLOROETHANE	1 U	8 U	1 U	20 U	330 U	1 U	3.8 U
1,1-DICHLOROETHENE	1 U	8 U	1 U	20 U	330 U	1 U	5 J
1,1-DICHLOROPROPENE	1 U	8 U	1 U	20 U	330 U	1 U	3.2 U
1,2,3-TRICHLOROBENZENE	1 U	8 U	1 U	20 U	330 U	0.42 B	4.2 U
1,2,3-TRICHLOROPROPANE	1 U	8 U	1 U	20 U	330 U	1 U	11 U
1,2,3-TRIMETHYLBENZENE	5 U	40 U	5 U	100 U	1700 U	5 U	0.15 U
1,2,4-TRICHLOROBENZENE	1 U	8 U	1 U	20 U	100 B	0.25 B	3.8 U
1,2,4-TRIMETHYLBENZENE	1 U	8 U	1 U	20 U	330 U	1 U	3 U
1,2-DIBROMO-3-CHLOROPROPANE	2 U	16 U	2 U	40 U	670 U	2 U	17 U
1,2-DIBROMOETHANE	1 U	8 U	1 U	20 U	330 U	1 U	6 U
1,2-DICHLOROBENZENE	1 U	8 U	1 U	20 U	330 U	1 U	3.2 U
1,2-DICHLOROETHANE	1 U	2.5 B	1 U	6.6 J	78 J	1 U	5.5 U
1,2-DICHLOROPROPANE	1 U	8 U	1 U	20 U	330 U	1 U	4.5 U
1,3-DICHLOROBENZENE	1 U	8 U	1 U	20 U	330 U	1 U	3.5 U
1,3-DICHLOROPROPANE	1 U	8 U	1 U	20 U	330 U	1 U	4 U
1,4-DICHLOROBENZENE	1 U	8 U	1 U	20 U	330 U	1 U	3.2 U
2,2-DICHLOROPROPANE	1 U	8 U	1 U	20 U	330 U	1 U	3.2 U
2-BUTANONE	0.74 J	40 U	1 J	100 U	1700 U	5 U	14 U
2-CHLOROETHYL VINYL ETHER	5 U	40 U	5 U	100 U	1700 U	5 U	25 U
2-CHLOROTOLUENE	1 U	8 U	1 U	20 U	330 U	1 U	2.8 U

TABLE E-2
ANALYTICAL RESULTS FOR GROUNDWATER
MARTIN STATE AIRPORT
MIDDLE RIVER, MARYLAND

SAMPLE ID:	DMW-17S-082008	DMW-17I-082008	DMW-17D-090508	DMW-18S-090208	DMW-18I-090208	DMW-18D-090208	DMW-21I-080808
LABORATORY ID:	A8H210130005	A8H210130003	A8I060117002	A8I030112004	A8I030112002	A8I030112003	A8H090106002
LOCATION:	DMW-17S	DMW-17I	DMW-17D	DMW-18S	DMW-18I	DMW-18D	DMW-21I
SAMPLE DATE:	8/20/2008	8/20/2008	9/5/2008	9/2/2008	9/2/2008	9/2/2008	8/8/2008
2-HEXANONE	5 U	40 U	5 U	100 U	1700 U	5 U	10 U
4-CHLOROTOLUENE	1 U	8 U	1 U	20 U	330 U	1 U	4.5 U
4-ISOPROPYLTOLUENE	1 U	8 U	1 U	20 U	330 U	1 U	3 U
4-METHYL-2-PENTANONE	5 U	40 U	5 U	100 U	1700 U	5 U	8 U
ACETONE	1.8 B	26 B	12	100 U	1700 U	5 U	68 B
BENZENE	1 U	8 U	1 U	20 U	330 U	1 U	3.2 U
BROMOBENZENE	1 U	8 U	1 U	20 U	330 U	1 U	3.2 U
BROMOCHLOROMETHANE	1 U	8 U	1 U	20 U	330 U	1 U	7.2 U
BROMODICHLOROMETHANE	1 U	8 U	1 U	20 U	330 U	1 U	3.8 U
BROMOFORM	1 U	8 U	1 U	20 U	330 U	1 U	16 U
BROMOMETHANE	1 U	8 U	1 U	20 U	330 U	1 U	10 U
CARBON DISULFIDE	1 U	8 U	0.95 J	20 U	330 U	1 U	3.2 U
CARBON TETRACHLORIDE	1 U	8 U	1 U	20 U	330 U	1 U	3.2 U
CHLOROBENZENE	1 U	8 U	1 U	20 U	330 U	1 U	3.8 U
CHLORODIBROMOMETHANE	1 U	8 U	1 U	20 U	330 U	1 U	4.5 U
CHLOROETHANE	1 U	8 U	1 U	20 U	330 U	1 U	7.2 U
CHLOROFORM	1 U	8 U	0.42 J	3.7 J	330 U	0.58 J	4 U
CHLOROMETHANE	1 U	8 U	1 U	20 U	330 U	1 U	7.5 U
CIS-1,2-DICHLOROETHENE	1 U	290	1 U	59	880	0.43 J	770
CIS-1,3-DICHLOROPROPENE	1 U	8 U	1 U	20 U	330 U	1 U	3.5 U
DIBROMOMETHANE	1 U	8 U	1 U	20 U	330 U	1 U	7 U
DICHLORODIFLUOROMETHANE	1 U	8 U	1 U	20 U	330 U	1 U	7.8 U
DIISOPROPYL ETHER	5 U	40 U	5 U	100 U	1700 U	5 U	38 U
ETHYL TERT-BUTYL ETHER	5 U	40 U	5 U	100 U	1700 U	5 U	2.8 U
ETHYLBENZENE	1 U	8 U	1 U	20 U	330 U	1 U	4.2 U
HEXACHLOROBUTADIENE	1 U	8 U	1 U	20 U	330 U	1 U	7.5 U
ISOPROPYLBENZENE	1 U	8 U	1 U	20 U	330 U	1 U	3.2 U

TABLE E-2
ANALYTICAL RESULTS FOR GROUNDWATER
MARTIN STATE AIRPORT
MIDDLE RIVER, MARYLAND

SAMPLE ID:	DMW-17S-082008	DMW-17I-082008	DMW-17D-090508	DMW-18S-090208	DMW-18I-090208	DMW-18D-090208	DMW-21I-080808
LABORATORY ID:	A8H210130005	A8H210130003	A8I060117002	A8I030112004	A8I030112002	A8I030112003	A8H090106002
LOCATION:	DMW-17S	DMW-17I	DMW-17D	DMW-18S	DMW-18I	DMW-18D	DMW-21I
SAMPLE DATE:	8/20/2008	8/20/2008	9/5/2008	9/2/2008	9/2/2008	9/2/2008	8/8/2008
M+P-XYLENES	2 U	16 U	2 U	40 U	670 U	2 U	6 U
METHYL TERT-BUTYL ETHER	5 U	40 U	5 U	100 U	1700 U	5 U	4.2 U
METHYLENE CHLORIDE	1 U	3.3 B	1 U	8.2 J	140 J	1 U	8.2 U
NAPHTHALENE	1 U	8 U	1 U	20 U	330 U	0.3 B	6 U
N-BUTYLBENZENE	1 U	8 U	1 U	20 U	330 U	1 U	3 U
N-PROPYLBENZENE	1 U	8 U	1 U	20 U	330 U	1 U	3.5 U
O-XYLENE	1 U	8 U	1 U	20 U	330 U	1 U	3.5 U
SEC-BUTYLBENZENE	1 U	8 U	1 U	20 U	330 U	1 U	3.2 U
STYRENE	1 U	8 U	1 U	20 U	330 U	1 U	2.8 U
TERT-AMYL METHYL ETHER	5 U	40 U	5 U	100 U	1700 U	5 U	1.7 U
TERT-BUTYLBENZENE	1 U	8 U	1 U	20 U	330 U	1 U	3.2 U
TERTIARY-BUTYL ALCOHOL	5.6 B	62 B	20 U	400 U	6700 U	20 U	98 UR
TETRACHLOROETHENE	1 U	8 U	1 U	20 U	330 U	1 U	7.2 U
TOLUENE	1 U	8 U	1 U	20 U	330 U	1 U	3.2 U
TOTAL XYLENES	2 U	16 U	2 U	40 U	670 U	2 U	7 U
TRANS-1,2-DICHLOROETHENE	1 U	8 U	1 U	20 U	330 U	1 U	4.8 U
TRANS-1,3-DICHLOROPROPENE	1 U	8 U	1 U	20 U	330 U	1 U	4.8 U
TRICHLOROETHENE	1 U	92	1 U	500	9300 L	6.9	210
TRICHLOROFLUOROMETHANE	1 U	8 U	1 U	20 U	330 U	1 U	5.2 U
VINYL ACETATE	2 U	16 U	2 U	40 U	670 U	2 U	4.8 U
VINYL CHLORIDE	0.54 J	22	1 U	36	520	1 U	180
TOTAL METALS (ug/l)							
ANTIMONY	0.035 U	0.071 B	0.48 B	2 U	0.07 B	2 U	0.076 K
ARSENIC	9.6	17.1	17.2	3.1	19.4	0.83	7.9
BARIUM	95	34.1	134 J	52.3	70.1	11.1	28.7
BERYLLIUM	0.012 U	0.045	1	0.018 B	7.3	0.017 B	0.012 U
CADMIUM	0.0061 UL	0.012 B	0.15	0.077 L	129 L	0.097 L	0.012 B

TABLE E-2
ANALYTICAL RESULTS FOR GROUNDWATER
MARTIN STATE AIRPORT
MIDDLE RIVER, MARYLAND

SAMPLE ID:	DMW-17S-082008	DMW-17I-082008	DMW-17D-090508	DMW-18S-090208	DMW-18I-090208	DMW-18D-090208	DMW-21I-080808
LABORATORY ID:	A8H210130005	A8H210130003	A8I060117002	A8I030112004	A8I030112002	A8I030112003	A8H090106002
LOCATION:	DMW-17S	DMW-17I	DMW-17D	DMW-18S	DMW-18I	DMW-18D	DMW-21I
SAMPLE DATE:	8/20/2008	8/20/2008	9/5/2008	9/2/2008	9/2/2008	9/2/2008	8/8/2008
CALCIUM				199000	66000	1990	
CHROMIUM	1.7 J	3 J	89.3 J	3.2	9.3	0.27 B	1 K
COBALT	0.47	7.6	15.1	51.8 L	310 L	6.6 L	4.5
COPPER	0.55 B	2.2 B	62.4 J	1.1 B	245 L	0.62 B	0.16 B
IRON	47600	21700	35200 J	139000	64300	888	55700
LEAD	0.27 B	2.9	26.1 J	0.48	2.5	0.072 B	2.6
MAGNESIUM				199000	61500	763	
MANGANESE	1370	176	171	3910	4820	50.6	1330
MERCURY	0.1 U	0.15	0.22 B	0.2 U	0.11 B	0.2 U	0.1 U
MOLYBDENUM	0.73 K	1.4 B	5.4 L	0.51 B	0.82	2 U	0.31 K
NICKEL	0.58 K	5.9	32.5	28.8 L	197 L	10 L	1.2 K
SELENIUM	0.18	0.18 L	2.8	0.76	20.6	5 U	0.44 B
SILVER	0.0026 U	0.0026 U	0.058	1 U	0.003 B	1 U	0.0026 U
THALLIUM	0.11 U	0.11 U	0.64 B	1 U	1 U	1 U	0.11 U
VANADIUM	1.5	3.5	139 J	3	12.8	20 U	0.96 B
ZINC	6.2 B	12.8 B	93.5	32.8 L	356 L	16.3 B	8.3 B
FILTERED METALS (ug/l)							
ANTIMONY	0.035 U	0.035 UL	2 U	2 U	2 U	2 U	0.035 U
ARSENIC	8.9	15	2.9	2.8	5.4	0.85	7.8
BARIUM	90	27.2	18.1	47.2	67.2	11.5	28.4
BERYLLIUM	0.012 U	0.012 U	1 U	0.034 B	2.2	0.018 B	0.012 U
CADMIUM	0.0061 UL	0.0061 UL	1 U	1 UL	36.2 L	0.076 L	0.007 B
CALCIUM				184000	68400	2220	

TABLE E-2
ANALYTICAL RESULTS FOR GROUNDWATER
MARTIN STATE AIRPORT
MIDDLE RIVER, MARYLAND

SAMPLE ID:	DMW-17S-082008	DMW-17I-082008	DMW-17D-090508	DMW-18S-090208	DMW-18I-090208	DMW-18D-090208	DMW-21I-080808
LABORATORY ID:	A8H210130005	A8H210130003	A8I060117002	A8I030112004	A8I030112002	A8I030112003	A8H090106002
LOCATION:	DMW-17S	DMW-17I	DMW-17D	DMW-18S	DMW-18I	DMW-18D	DMW-21I
SAMPLE DATE:	8/20/2008	8/20/2008	9/5/2008	9/2/2008	9/2/2008	9/2/2008	8/8/2008
CHROMIUM	0.71 B	1 B	0.19 B	2	1.6	0.2 B	0.94 B
COBALT	0.42	7	8.4	66.4 L	300 L	6.9 L	3.3
COPPER	0.066 B	0.12 B	0.096 B	0.13 B	6.2 L	0.11 B	0.051 U
IRON	44900	18600	12000	132000	43600	800	55000
LEAD	0.34 B	0.065 B	0.043 B	1 U	0.085 B	0.039 B	0.047 B
MAGNESIUM				183000	63400	839	
MANGANESE	1320	164	161	3950	4650	50.9	1350
MERCURY	0.1 U	0.12	0.13 B	0.2 U	0.2 U	0.2 U	0.1 U
MOLYBDENUM	0.53 K	0.66 B	1.3 B	2 U	2 U	2 U	0.23 K
NICKEL	0.23 B	5.4	12.6	36.4 L	190 L	10.1 L	0.97 K
SELENIUM	0.14 U	0.14 U	5 U	0.77	7	5 U	0.42 B
SILVER	0.0026 U	0.0026 U	1 U	1 U	1 U	1 U	0.007 B
THALLIUM	0.11 U	0.11 U	0.45 B	1 U	0.27 B	1 U	0.11 U
VANADIUM	0.46 U	0.47	20 U	1.9	1.1	20 U	0.46 U
ZINC	3.7 B	4.5 B	18.9 B	36.6 L	309 L	16.7 B	4.8 B
MISCELLANEOUS (mg/l)							
ALKALINITY				355	55.1	8.8	
CHEMICAL OXYGEN DEMAND				168	56.9	20 U	
HEXAVALENT CHROMIUM	0.04 U	0.02 U	0.25	0.002 L	0.02 UL	0.02 UL	0.002 UR
TOTAL ORGANIC CARBON				43	35	0.5	
MISCELLANEOUS (S.U.)							
PH				6.6	5.9	5.5	

TABLE E-2
ANALYTICAL RESULTS FOR GROUNDWATER
MARTIN STATE AIRPORT
MIDDLE RIVER, MARYLAND

SAMPLE ID:	DMW-21D-080808	DMW-23S-081108	DMW-24S-081108	DMW-24I-081108	DMW-28I-080808	MSA-MW15S-080608	MSA-MW15I-080608
LABORATORY ID:	A8H090106004	A8H120110007	A8H120110004	A8H120110002	A8H090106003	A8H070118006	A8H070118005
LOCATION:	DMW-21D	DMW-23S	DMW-24S	DMW-24I	DMW-28I	MSA-MW15S	MSA-MW15I
SAMPLE DATE:	8/8/2008	8/11/2008	8/11/2008	8/11/2008	8/8/2008	8/6/2008	8/6/2008
SEMIVOLATILES (ug/l)							
1,4-DIOXANE	1.3 U	7.3	1 U	1 U	1.3 U	0.49 U	0.49 U
VOLATILES (ug/l)							
1,1,1,2-TETRACHLOROETHANE	0.23 U	1 U	1 U	2.5 U	7.7 U	0.38 U	77 U
1,1,1-TRICHLOROETHANE	0.22 U	1 U	1 U	2.5 U	7.3 U	0.37 U	73 U
1,1,2,2-TETRACHLOROETHANE	0.18 U	1 U	1 U	2.5 U	6 U	0.3 U	60 U
1,1,2-TRICHLOROTRIFLUOROETHANE	0.28 U	1 U	1 U	2.5 U	9.3 U	0.47 U	93 U
1,1-DICHLOROETHANE	0.15 U	1 U	1 U	2.5 U	5 U	0.25 U	50 U
1,1-DICHLOROETHENE	0.19 U	1 U	1 U	2.5 U	6.3 U	0.32 U	63 U
1,1-DICHLOROPROPENE	0.13 U	1 U	1 U	2.5 U	4.3 U	0.22 U	43 U
1,2,3-TRICHLOROBENZENE	0.17 U	1 U	1 U	2.5 U	5.7 U	0.28 U	57 U
1,2,3-TRICHLOROPROPANE	0.43 U	1 U	1 U	2.5 U	14 U	0.72 U	140 U
1,2,3-TRIMETHYLBENZENE	0.0059 U	0.11 J	5 U	12 U	0.2 U	0.0099 U	2 U
1,2,4-TRICHLOROBENZENE	0.15 U	1 U	1 U	2.5 U	5 U	0.25 U	50 U
1,2,4-TRIMETHYLBENZENE	0.12 U	1 U	1 U	2.5 U	4 U	0.2 U	40 U
1,2-DIBROMO-3-CHLOROPROPANE	0.67 U	2 U	2 U	5 U	22 U	1.1 U	220 U
1,2-DIBROMOETHANE	0.24 U	1 U	1 U	2.5 U	8 U	0.4 U	80 U
1,2-DICHLOROBENZENE	0.13 U	0.42 J	1 U	2.5 U	4.3 U	0.22 U	43 U
1,2-DICHLOROETHANE	0.22 U	0.58 B	1 U	2.5 U	7.9 B	0.37 U	73 U
1,2-DICHLOROPROPANE	0.18 U	1 U	1 U	2.5 U	6 U	0.3 U	60 U
1,3-DICHLOROBENZENE	0.14 U	1 U	1 U	2.5 U	4.7 U	0.23 U	47 U
1,3-DICHLOROPROPANE	0.16 U	1 U	1 U	2.5 U	5.3 U	0.27 U	53 U
1,4-DICHLOROBENZENE	0.13 U	1 U	1 U	2.5 U	4.3 U	0.22 U	43 U
2,2-DICHLOROPROPANE	0.13 U	1 U	1 U	2.5 U	4.3 U	0.22 U	43 U
2-BUTANONE	0.57 U	1.4 J	5 U	12 U	19 U	0.95 U	190 U
2-CHLOROETHYL VINYL ETHER	0.99 U	5 U	5 U	12 U	33 U	1.7 U	330 U
2-CHLOROTOLUENE	0.11 U	1 U	1 U	2.5 U	3.7 U	0.18 U	37 U

TABLE E-2
ANALYTICAL RESULTS FOR GROUNDWATER
MARTIN STATE AIRPORT
MIDDLE RIVER, MARYLAND

SAMPLE ID:	DMW-21D-080808	DMW-23S-081108	DMW-24S-081108	DMW-24I-081108	DMW-28I-080808	MSA-MW15S-080608	MSA-MW15I-080608
LABORATORY ID:	A8H090106004	A8H120110007	A8H120110004	A8H120110002	A8H090106003	A8H070118006	A8H070118005
LOCATION:	DMW-21D	DMW-23S	DMW-24S	DMW-24I	DMW-28I	MSA-MW15S	MSA-MW15I
SAMPLE DATE:	8/8/2008	8/11/2008	8/11/2008	8/11/2008	8/8/2008	8/6/2008	8/6/2008
2-HEXANONE	0.41 U	5 U	5 U	12 U	14 U	0.68 U	140 U
4-CHLOROTOLUENE	0.18 U	1 U	1 U	2.5 U	6 U	0.3 U	60 U
4-ISOPROPYLTOLUENE	0.12 U	1 U	1 U	2.5 U	4 U	0.2 U	40 U
4-METHYL-2-PENTANONE	0.32 U	5 U	5 U	12 U	11 U	0.53 U	110 U
ACETONE	5.9 B	3.1 B	1.2 B	8 B	88 B	2.5 B	640 B
BENZENE	0.13 U	4.2	1 U	2.5 U	4.3 U	0.22 U	43 U
BROMOBENZENE	0.13 U	1 U	1 U	2.5 U	4.3 U	0.22 U	43 U
BROMOCHLOROMETHANE	0.29 U	1 U	1 U	2.5 U	9.7 U	0.48 U	97 U
BROMODICHLOROMETHANE	0.15 U	1 U	1 U	2.5 U	5 U	0.25 U	50 U
BROMOFORM	0.64 U	1 U	1 U	2.5 U	21 U	1.1 U	210 U
BROMOMETHANE	0.41 U	1 U	1 U	2.5 U	14 U	0.68 U	140 U
CARBON DISULFIDE	0.13 U	0.55 J	1 U	2.5 U	4.3 U	0.22 U	43 U
CARBON TETRACHLORIDE	0.13 U	1 U	1 U	2.5 U	4.3 U	0.22 U	43 U
CHLOROBENZENE	0.15 U	0.31 J	1 U	2.5 U	5 U	0.25 U	50 U
CHLORODIBROMOMETHANE	0.18 U	1 U	1 U	2.5 U	6 U	0.3 U	60 U
CHLOROETHANE	0.29 U	1 U	1 U	2.5 U	9.7 U	0.48 U	97 U
CHLOROFORM	0.16 U	1 U	0.18 J	0.44 J	5.3 U	0.27 U	53 U
CHLOROMETHANE	0.3 U	1 U	1 U	2.5 U	10 U	0.5 U	100 U
CIS-1,2-DICHLOROETHENE	0.17 U	0.85 J	1 U	2.5 U	440	13	1600
CIS-1,3-DICHLOROPROPENE	0.14 U	1 U	1 U	2.5 U	4.7 U	0.23 U	47 U
DIBROMOMETHANE	0.28 U	1 U	1 U	2.5 U	9.3 U	0.47 U	93 U
DICHLORODIFLUOROMETHANE	0.31 U	1 U	1 U	2.5 U	10 U	0.52 U	100 U
DIISOPROPYL ETHER	1.5 U	5 U	5 U	12 U	50 U	2.5 U	500 U
ETHYL TERT-BUTYL ETHER	0.11 U	5 U	5 U	12 U	3.7 U	0.18 U	37 U
ETHYLBENZENE	0.17 U	1 U	1 U	2.5 U	5.7 U	0.28 U	57 U
HEXACHLOROBUTADIENE	0.3 U	1 U	1 U	2.5 U	10 U	0.5 U	100 U
ISOPROPYLBENZENE	0.13 U	0.32 J	1 U	2.5 U	4.3 U	0.22 U	43 U

TABLE E-2
ANALYTICAL RESULTS FOR GROUNDWATER
MARTIN STATE AIRPORT
MIDDLE RIVER, MARYLAND

SAMPLE ID:	DMW-21D-080808	DMW-23S-081108	DMW-24S-081108	DMW-24I-081108	DMW-28I-080808	MSA-MW15S-080608	MSA-MW15I-080608
LABORATORY ID:	A8H090106004	A8H120110007	A8H120110004	A8H120110002	A8H090106003	A8H070118006	A8H070118005
LOCATION:	DMW-21D	DMW-23S	DMW-24S	DMW-24I	DMW-28I	MSA-MW15S	MSA-MW15I
SAMPLE DATE:	8/8/2008	8/11/2008	8/11/2008	8/11/2008	8/8/2008	8/6/2008	8/6/2008
M+P-XYLENES	0.24 U	2 U	2 U	5 U	8 U	0.4 U	80 U
METHYL TERT-BUTYL ETHER	0.17 U	5 U	5 U	12 U	5.7 U	0.28 U	57 U
METHYLENE CHLORIDE	0.33 U	1 U	1 U	2.5 U	11 U	0.55 U	110 U
NAPHTHALENE	0.24 U	0.31 J	1 U	2.5 U	8 U	0.4 U	80 U
N-BUTYLBENZENE	0.12 U	1 U	1 U	2.5 U	4 U	0.2 U	40 U
N-PROPYLBENZENE	0.14 U	1 U	1 U	2.5 U	4.7 U	0.23 U	47 U
O-XYLENE	0.14 U	1 U	1 U	2.5 U	4.7 U	0.23 U	47 U
SEC-BUTYLBENZENE	0.13 U	0.39 J	1 U	2.5 U	4.3 U	0.22 U	43 U
STYRENE	0.11 U	1 U	1 U	2.5 U	3.7 U	0.18 U	37 U
TERT-AMYL METHYL ETHER	0.067 U	5 U	5 U	12 U	2.2 U	0.11 U	22 U
TERT-BUTYLBENZENE	0.13 U	0.42 J	1 U	2.5 U	4.3 U	0.22 U	43 U
TERTIARY-BUTYL ALCOHOL	3.9 UR	20 U	20 U	50 U	130 UR	6.5 UR	1300 UR
TETRACHLOROETHENE	0.29 U	1 U	1 U	2.5 U	9.7 U	0.48 U	97 U
TOLUENE	9.2	1 U	1 U	2.5 U	4.3 U	0.22 U	43 U
TOTAL XYLENES	0.28 U	2 U	2 U	5 U	9.3 U	0.47 U	93 U
TRANS-1,2-DICHLOROETHENE	0.19 U	1 U	1 U	2.5 U	6.3 U	0.32 U	63 U
TRANS-1,3-DICHLOROPROPENE	0.19 U	1 U	1 U	2.5 U	6.3 U	0.32 U	63 U
TRICHLOROETHENE	0.17 U	1 U	1 U	56	830	45	7300
TRICHLOROFLUOROMETHANE	0.21 U	1 U	1 U	2.5 U	7 U	0.35 U	70 U
VINYL ACETATE	0.19 U	2 U	2 U	5 U	6.3 U	0.32 U	63 U
VINYL CHLORIDE	0.22 U	5.6	1 U	2.5 U	54	0.65 J	160 J
TOTAL METALS (ug/l)							
ANTIMONY	0.048 K	0.32 B	0.046 B	0.15 B	0.19 K	0.035 U	0.035 U
ARSENIC	2.7	12	36.7	2.9	6.6	4.7	8.2 K
BARIUM	34.4	123	18.9	22.3	132	18.8	43
BERYLLIUM	0.44	1 U	5.9	2.4	0.14 B	0.97	0.24
CADMIUM	0.032 B	0.31 B	3.1	0.24 B	0.034 B	0.4 L	0.046 B

TABLE E-2
ANALYTICAL RESULTS FOR GROUNDWATER
MARTIN STATE AIRPORT
MIDDLE RIVER, MARYLAND

SAMPLE ID:	DMW-21D-080808	DMW-23S-081108	DMW-24S-081108	DMW-24I-081108	DMW-28I-080808	MSA-MW15S-080608	MSA-MW15I-080608
LABORATORY ID:	A8H090106004	A8H120110007	A8H120110004	A8H120110002	A8H090106003	A8H070118006	A8H070118005
LOCATION:	DMW-21D	DMW-23S	DMW-24S	DMW-24I	DMW-28I	MSA-MW15S	MSA-MW15I
SAMPLE DATE:	8/8/2008	8/11/2008	8/11/2008	8/11/2008	8/8/2008	8/6/2008	8/6/2008
CALCIUM							
CHROMIUM	1.4	3.9 K	12.3 K	4.6 K	2.9 K	6.4	8.7
COBALT	15.3	4.8	404	35.3	42.2	117	39.2
COPPER	0.28 B	1.1 B	162	16.1	0.38 B	55.6	0.65 B
IRON	10700	38000	86200	6210	39200	14700	23700
LEAD	0.25 B	0.45	1.3	0.6	0.44 K	1.7	0.62
MAGNESIUM							
MANGANESE	168	1780	2960	654	551	302	396
MERCURY	0.1 U	0.2 U	0.2 U	0.2 U	0.1 U	0.1 U	0.1 U
MOLYBDENUM	0.51 K	3.9	2 U	0.14 B	2 K	0.12 U	1 K
NICKEL	21.7	3.4	530	9.7	36.9	137	40
SELENIUM	0.14 U	0.42	47.2	3.2	0.14 U	3.3	0.34
SILVER	0.004 B	1 U	0.005 B	1 U	0.03 B	0.005 B	0.0026 U
THALLIUM	0.11 U	1 U	0.29 B	1 U	0.14 B	0.11 U	0.11 U
VANADIUM	1.4 B	1.2	81.8	1.3	1.5 B	10.4	6.8
ZINC	20.4	4.7 B	1780	28.3 B	41.3	119	45.5
FILTERED METALS (ug/l)							
ANTIMONY	0.035 U	0.047 B	0.059 B	0.054 B	0.093 K	0.035 U	0.035 U
ARSENIC	2.7	10.7	36	2.6	7.4	4.6	7.1
BARIUM	33.6	112	18.9	22.1	116	21.4	44.8
BERYLLIUM	0.43	1 U	6.2	2.2	0.12 B	1.1	0.19
CADMIUM	0.022 B	1 U	3.1	0.23 B	0.012 B	0.46 L	0.0061 UL
CALCIUM							

TABLE E-2
ANALYTICAL RESULTS FOR GROUNDWATER
MARTIN STATE AIRPORT
MIDDLE RIVER, MARYLAND

SAMPLE ID:	DMW-21D-080808	DMW-23S-081108	DMW-24S-081108	DMW-24I-081108	DMW-28I-080808	MSA-MW15S-080608	MSA-MW15I-080608
LABORATORY ID:	A8H090106004	A8H120110007	A8H120110004	A8H120110002	A8H090106003	A8H070118006	A8H070118005
LOCATION:	DMW-21D	DMW-23S	DMW-24S	DMW-24I	DMW-28I	MSA-MW15S	MSA-MW15I
SAMPLE DATE:	8/8/2008	8/11/2008	8/11/2008	8/11/2008	8/8/2008	8/6/2008	8/6/2008
CHROMIUM	0.42 B	2.1 K	12.2 K	2.7 K	1.8 K	5.7	8.6
COBALT	12.7	4.2	410	35	46.2	128	43
COPPER	0.051 U	0.28 B	156	6.8	0.051 U	48.6	0.051 U
IRON	10300	33300	87700	5050	40400	13800	24400
LEAD	0.024 B	0.043	1.3	0.36 B	0.028 B	0.86	0.018 U
MAGNESIUM							
MANGANESE	171	1500	2930	748	572	311	437
MERCURY	0.1 U	0.2 U	0.2 U	0.2 U	0.1 U	0.1 U	0.1 U
MOLYBDENUM	0.12 U	2	2 U	2 U	2.4 K	0.12 U	0.56 K
NICKEL	13.6 K	2.6	542	9.5	39.6	151	43.4
SELENIUM	0.14 U	0.41	48.3	3.2	0.14 U	3.6	0.25
SILVER	0.005 B	1 U	1 U	1 U	0.0026 U	0.0026 U	0.0026 U
THALLIUM	0.11 U	1 U	0.26 B	1 U	0.11 U	0.11 U	0.11 U
VANADIUM	0.5 B	0.79	82.4	20 U	0.84 B	2.8	5.5
ZINC	11.7 B	3.3 B	1810	28.6 B	33.9	131	46.4
MISCELLANEOUS (mg/l)							
ALKALINITY							
CHEMICAL OXYGEN DEMAND							
HEXAVALENT CHROMIUM	0.002 UR	0.02 U	0.02 U	0.02 U	0.002 UR	0.002 UL	0.002 UL
TOTAL ORGANIC CARBON							
MISCELLANEOUS (S.U.)							
PH							

TABLE E-2
ANALYTICAL RESULTS FOR GROUNDWATER
MARTIN STATE AIRPORT
MIDDLE RIVER, MARYLAND

SAMPLE ID:	MSA-MW15D-080608	MSA-MW19I-080708	MSA-MW19D-080708	MSA-MW20S-080608	MSA-MW20I-080608	MSA-MW20D-080608	MSA-MW22D-081908
LABORATORY ID:	A8H070118002	A8H080117003	A8H080117005	A8H070118003	A8H070118004	A8H070118007	A8H200234001
LOCATION:	MSA-MW15D	MSA-MW19I	MSA-MW19D	MSA-MW20S	MSA-MW20I	MSA-MW20D	MSA-MW22D
SAMPLE DATE:	8/6/2008	8/7/2008	8/7/2008	8/6/2008	8/6/2008	8/6/2008	8/19/2008
SEMIVOLATILES (ug/l)							
1,4-DIOXANE	0.49 U	18	1.3 U	130	4.8	1.8	1 U
VOLATILES (ug/l)							
1,1,1,2-TETRACHLOROETHANE	0.23 U	1.5 U	0.23 U	18 U	2.3 U	0.23 U	1 U
1,1,1-TRICHLOROETHANE	0.22 U	1.5 U	0.22 U	17 U	2.2 U	0.22 U	1 U
1,1,2,2-TETRACHLOROETHANE	0.18 U	1.2 U	0.18 U	14 U	1.8 U	0.18 U	1 U
1,1,2-TRICHLOROTRIFLUOROETHANE	0.28 U	1.9 U	0.28 U	22 U	2.8 U	0.28 U	1 U
1,1-DICHLOROETHANE	0.15 U	1 U	0.15 U	12 U	1.5 U	0.15 U	1 U
1,1-DICHLOROETHENE	0.19 U	1.3 U	0.19 U	20 J	1.9 U	0.19 U	1 U
1,1-DICHLOROPROPENE	0.13 U	0.87 U	0.13 U	10 U	1.3 U	0.13 U	1 U
1,2,3-TRICHLOROBENZENE	0.17 U	1.1 U	0.17 U	13 U	1.7 U	0.17 U	1 U
1,2,3-TRICHLOROPROPANE	0.43 U	2.9 U	0.43 U	33 U	4.3 U	0.43 U	1 U
1,2,3-TRIMETHYLBENZENE	0.0059 U	0.039 U	0.0059 U	0.45 U	0.059 U	0.0059 U	5 U
1,2,4-TRICHLOROBENZENE	0.15 U	1 U	0.15 U	12 U	1.5 U	0.15 U	1 U
1,2,4-TRIMETHYLBENZENE	0.12 U	0.8 U	0.12 U	9.2 U	1.2 U	0.12 U	1 U
1,2-DIBROMO-3-CHLOROPROPANE	0.67 U	4.5 U	0.67 U	52 U	6.7 U	0.67 U	2 U
1,2-DIBROMOETHANE	0.24 U	1.6 U	0.24 U	18 U	2.4 U	0.24 U	1 U
1,2-DICHLOROBENZENE	0.13 U	0.87 U	0.13 U	10 U	1.3 U	0.13 U	1 U
1,2-DICHLOROETHANE	0.22 U	3.4 B	0.22 U	17 U	2.2 U	0.79 B	1 U
1,2-DICHLOROPROPANE	0.18 U	1.2 U	0.18 U	14 U	1.8 U	0.18 U	1 U
1,3-DICHLOROBENZENE	0.14 U	0.93 U	0.14 U	11 U	1.4 U	0.14 U	1 U
1,3-DICHLOROPROPANE	0.16 U	1.1 U	0.16 U	12 U	1.6 U	0.16 U	1 U
1,4-DICHLOROBENZENE	0.13 U	0.87 U	0.13 U	10 U	1.3 U	0.13 U	1 U
2,2-DICHLOROPROPANE	0.13 U	0.87 U	0.13 U	10 U	1.3 U	0.13 U	1 U
2-BUTANONE	1.3 B	3.8 U	0.57 U	44 U	5.7 U	0.57 U	5 U
2-CHLOROETHYL VINYL ETHER	0.99 U	6.6 U	0.99 U	76 U	9.9 U	0.99 U	5 U
2-CHLOROTOLUENE	0.11 U	0.73 U	0.11 U	8.5 U	1.1 U	0.11 U	1 U

TABLE E-2
ANALYTICAL RESULTS FOR GROUNDWATER
MARTIN STATE AIRPORT
MIDDLE RIVER, MARYLAND

SAMPLE ID:	MSA-MW15D-080608	MSA-MW19I-080708	MSA-MW19D-080708	MSA-MW20S-080608	MSA-MW20I-080608	MSA-MW20D-080608	MSA-MW22D-081908
LABORATORY ID:	A8H070118002	A8H080117003	A8H080117005	A8H070118003	A8H070118004	A8H070118007	A8H200234001
LOCATION:	MSA-MW15D	MSA-MW19I	MSA-MW19D	MSA-MW20S	MSA-MW20I	MSA-MW20D	MSA-MW22D
SAMPLE DATE:	8/6/2008	8/7/2008	8/7/2008	8/6/2008	8/6/2008	8/6/2008	8/19/2008
2-HEXANONE	0.41 U	2.7 U	0.41 U	32 U	4.1 U	0.41 U	5 U
4-CHLOROTOLUENE	0.18 U	1.2 U	0.18 U	14 U	1.8 U	0.18 U	1 U
4-ISOPROPYLTOLUENE	0.12 U	0.8 U	0.12 U	9.2 U	1.2 U	0.12 U	1 U
4-METHYL-2-PENTANONE	0.32 U	2.1 U	0.32 U	25 U	3.2 U	0.32 U	5 U
ACETONE	1.1 U	12 B	1.1 B	150 B	22 B	1.1 U	2.1 B
BENZENE	0.13 U	0.87 U	0.13 U	10 U	1.3 U	0.13 U	1 U
BROMOBENZENE	0.13 U	0.87 U	0.13 U	10 U	1.3 U	0.13 U	1 U
BROMOCHLOROMETHANE	0.29 U	1.9 U	0.29 U	22 U	2.9 U	0.29 U	1 U
BROMODICHLOROMETHANE	0.15 U	1 U	0.15 U	12 U	1.5 U	0.15 U	1 U
BROMOFORM	0.64 U	4.3 U	0.64 U	49 U	6.4 U	0.64 U	1 U
BROMOMETHANE	0.41 U	2.7 U	0.41 U	32 U	4.1 U	0.41 U	1 U
CARBON DISULFIDE	0.9 J	0.87 U	0.39 J	10 U	1.3 U	0.13 U	1 U
CARBON TETRACHLORIDE	0.13 U	0.87 U	0.13 U	10 U	1.3 U	0.13 U	1 U
CHLOROBENZENE	0.15 U	1 U	0.15 U	450	24	0.15 U	1 U
CHLORODIBROMOMETHANE	0.18 U	1.2 U	0.18 U	14 U	1.8 U	0.18 U	1 U
CHLOROETHANE	0.29 U	1.9 U	0.29 U	22 U	2.9 U	0.29 U	1 U
CHLOROFORM	0.17 J	1.1 U	0.16 U	12 U	1.6 U	0.37 J	1 U
CHLOROMETHANE	0.3 U	2 U	0.3 U	23 U	3 U	0.3 U	1 U
CIS-1,2-DICHLOROETHENE	0.17 U	170	0.17 U	2100	240	3.3	0.37 J
CIS-1,3-DICHLOROPROPENE	0.14 U	0.93 U	0.14 U	11 U	1.4 U	0.14 U	1 U
DIBROMOMETHANE	0.28 U	1.9 U	0.28 U	22 U	2.8 U	0.28 U	1 U
DICHLORODIFLUOROMETHANE	0.31 U	2.1 U	0.31 U	24 U	3.1 U	0.31 U	1 U
DIISOPROPYL ETHER	1.5 U	10 U	1.5 U	120 U	15 U	1.5 U	5 U
ETHYL TERT-BUTYL ETHER	0.11 U	0.73 U	0.11 U	8.5 U	1.1 U	0.11 U	5 U
ETHYLBENZENE	0.17 U	1.1 U	0.17 U	41 J	1.7 U	0.17 U	1 U
HEXACHLOROBUTADIENE	0.3 U	2 U	0.3 U	23 U	3 U	0.3 U	1 U
ISOPROPYLBENZENE	0.13 U	0.87 U	0.13 U	10 U	1.3 U	0.13 U	1 U

TABLE E-2
ANALYTICAL RESULTS FOR GROUNDWATER
MARTIN STATE AIRPORT
MIDDLE RIVER, MARYLAND

SAMPLE ID:	MSA-MW15D-080608	MSA-MW19I-080708	MSA-MW19D-080708	MSA-MW20S-080608	MSA-MW20I-080608	MSA-MW20D-080608	MSA-MW22D-081908
LABORATORY ID:	A8H070118002	A8H080117003	A8H080117005	A8H070118003	A8H070118004	A8H070118007	A8H200234001
LOCATION:	MSA-MW15D	MSA-MW19I	MSA-MW19D	MSA-MW20S	MSA-MW20I	MSA-MW20D	MSA-MW22D
SAMPLE DATE:	8/6/2008	8/7/2008	8/7/2008	8/6/2008	8/6/2008	8/6/2008	8/19/2008
M+P-XYLENES	0.24 U	1.6 U	0.24 U	18 U	2.4 U	0.24 U	2 U
METHYL TERT-BUTYL ETHER	0.17 U	1.1 U	0.17 U	13 U	1.7 U	0.17 U	5 U
METHYLENE CHLORIDE	0.33 U	2.2 U	0.33 U	25 U	3.3 U	0.33 U	1 U
NAPHTHALENE	0.24 U	1.6 U	0.24 U	18 U	2.4 U	0.24 U	1 U
N-BUTYLBENZENE	0.12 U	0.8 U	0.12 U	9.2 U	1.2 U	0.12 U	1 U
N-PROPYLBENZENE	0.14 U	0.93 U	0.14 U	11 U	1.4 U	0.14 U	1 U
O-XYLENE	0.14 U	0.93 U	0.14 U	11 U	1.4 U	0.14 U	1 U
SEC-BUTYLBENZENE	0.13 U	0.87 U	0.13 U	10 U	1.3 U	0.13 U	1 U
STYRENE	0.11 U	0.73 U	0.11 U	8.5 U	1.1 U	0.11 U	1 U
TERT-AMYL METHYL ETHER	0.067 U	0.45 U	0.067 U	5.2 U	0.67 U	0.067 U	5 U
TERT-BUTYLBENZENE	0.13 U	0.87 U	0.13 U	10 U	1.3 U	0.13 U	1 U
TERTIARY-BUTYL ALCOHOL	3.9 UR	26 UR	3.9 UR	300 UR	39 UR	3.9 UR	20 UR
TETRACHLOROETHENE	0.29 U	1.9 U	0.29 U	22 U	2.9 U	0.29 U	1 U
TOLUENE	0.13 U	0.87 U	0.13 U	23 J	1.3 U	0.13 U	6.3
TOTAL XYLENES	0.28 U	1.9 U	0.28 U	22 U	2.8 U	0.28 U	2 U
TRANS-1,2-DICHLOROETHENE	0.19 U	1.3 J	0.19 U	29 J	1.9 U	0.19 U	1 U
TRANS-1,3-DICHLOROPROPENE	0.19 U	1.3 U	0.19 U	15 U	1.9 U	0.19 U	1 U
TRICHLOROETHENE	0.82 B	150	2.4 B	1300	46	40	1 U
TRICHLOROFLUOROMETHANE	0.21 U	1.4 U	0.21 U	16 U	2.1 U	0.21 U	1 U
VINYL ACETATE	0.19 U	1.3 U	0.19 U	15 U	1.9 U	0.19 U	2 U
VINYL CHLORIDE	0.22 U	81	0.22 U	1100	200	0.97 J	1 U
TOTAL METALS (ug/l)							
ANTIMONY	0.035 U	0.14 B	0.036 B	0.035 U	0.2 K	0.035 U	0.19
ARSENIC	0.64	4.9 K	1.1 K	8.9 K	2.2 K	1.1	3.6
BARIUM	37.2	64.6	99	24	29.9	132	119
BERYLLIUM	0.076	0.99	1.6	0.15 K	0.014 B	0.98	0.14
CADMIUM	0.062 B	0.073 B	0.015 B	0.014 B	0.15 B	0.4	0.13 L

TABLE E-2
ANALYTICAL RESULTS FOR GROUNDWATER
MARTIN STATE AIRPORT
MIDDLE RIVER, MARYLAND

	SAMPLE ID:	MSA-MW15D-080608	MSA-MW19I-080708	MSA-MW19D-080708	MSA-MW20S-080608	MSA-MW20I-080608	MSA-MW20D-080608	MSA-MW22D-081908
	LABORATORY ID:	A8H070118002	A8H080117003	A8H080117005	A8H070118003	A8H070118004	A8H070118007	A8H200234001
	LOCATION:	MSA-MW15D	MSA-MW19I	MSA-MW19D	MSA-MW20S	MSA-MW20I	MSA-MW20D	MSA-MW22D
	SAMPLE DATE:	8/6/2008	8/7/2008	8/7/2008	8/6/2008	8/6/2008	8/6/2008	8/19/2008
CALCIUM								
CHROMIUM		2	2.6 B	8.5	2 K	3.3 K	10.1	5.7
COBALT		9	62.3	77.4	3.4	4.8	68.6	23
COPPER		3 K	0.051 U	0.051 U	0.051 U	2.5 K	0.77 B	4.7
IRON		10800	51800	24100	137000	41300	2460	32200
LEAD		0.39	0.11 B	0.033 B	0.24 B	5.7	0.058 B	2.4
MAGNESIUM								
MANGANESE		431	2790	2770	4550	1760	1050	741
MERCURY		0.1 U	0.1 UL	0.1 UL	0.1 U	0.1 U	0.1 U	0.1 U
MOLYBDENUM		0.88 K	0.62 B	0.12 U	0.2 K	0.34 K	0.17 K	0.7 K
NICKEL		14.2	41.3	34.6	1.3 K	1.6 K	49.9	10.1
SELENIUM		0.14 U	3.1	0.36	2.8	0.33	0.6	0.14 U
SILVER		0.01 B	0.006 B	0.0026 U	0.0026 U	0.036 B	0.0026 U	0.028 B
THALLIUM		0.11 U	0.11 U	0.11 U	0.11 U	0.11 U	0.11 U	0.11 U
VANADIUM		1.1	2.5 B	1.2 B	1.4	2.1	0.46 U	4.7
ZINC		16.7 B	93.4	77.3	7.4 B	9.8 B	86.6	60.5
FILTERED METALS (ug/l)								
ANTIMONY		0.035 U	0.096 B	0.056 B	0.035 U	0.035 U	0.035 U	0.035 U
ARSENIC		0.5 K	4.5 K	1.1 K	8.3 K	2	1.2	2.8 K
BARIUM		31	63.6	102	22.3	21.3	134	124
BERYLLIUM		0.051 B	0.9	1.6	0.18	0.012 U	1.1	0.1
CADMIUM		0.018 B	0.048 B	0.01 B	0.0061 UL	0.0061 UL	0.32 B	0.0061 UL
CALCIUM								

TABLE E-2
ANALYTICAL RESULTS FOR GROUNDWATER
MARTIN STATE AIRPORT
MIDDLE RIVER, MARYLAND

	SAMPLE ID:	MSA-MW15D-080608	MSA-MW19I-080708	MSA-MW19D-080708	MSA-MW20S-080608	MSA-MW20I-080608	MSA-MW20D-080608	MSA-MW22D-081908
	LABORATORY ID:	A8H070118002	A8H080117003	A8H080117005	A8H070118003	A8H070118004	A8H070118007	A8H200234001
	LOCATION:	MSA-MW15D	MSA-MW19I	MSA-MW19D	MSA-MW20S	MSA-MW20I	MSA-MW20D	MSA-MW22D
	SAMPLE DATE:	8/6/2008	8/7/2008	8/7/2008	8/6/2008	8/6/2008	8/6/2008	8/19/2008
CHROMIUM		0.42 B	2.2 B	9.1	1.8	0.35 B	10	1.2 K
COBALT		8.2	63.6	77.5	3.3	5.4	68.2	23.7
COPPER		0.051 U	0.051 U	0.051 U	0.051 U	0.051 U	0.051 U	0.092 B
IRON		9480	51700	24300	130000	37400	2480	34300
LEAD		0.035 B	0.037 B	0.03 B	0.025 B	0.018 U	0.018 U	0.04 B
MAGNESIUM								
MANGANESE		380	2810	3120	4170	2010	1060	793
MERCURY		0.1 U	0.1 UL	0.1 UL	0.1 U	0.1 U	0.1 U	0.1 U
MOLYBDENUM		0.52 K	0.27 B	0.12 U	0.12 U	0.12 U	0.12 U	0.43 K
NICKEL		12.4	41.8	33.8	1.1 K	1.1 K	45.9	9.3
SELENIUM		0.14	3	0.25	2.3	0.39	0.83	0.14 U
SILVER		0.01 B	0.0026 U	0.0026 U	0.003 B	0.0026 U	0.003 B	0.0026 U
THALLIUM		0.11 U	0.11 U	0.11 U	0.11 U	0.11 U	0.11 U	0.11 U
VANADIUM		0.46 U	1.9 B	1.3 B	0.86	0.46 U	0.46 U	0.85
ZINC		14.2 B	99.8	74.3	2.8 B	4.1 B	73.6	12.1 B
MISCELLANEOUS (mg/l)								
ALKALINITY								
CHEMICAL OXYGEN DEMAND								
HEXAVALENT CHROMIUM		0.002 UL	0.002 UL	0.002 UL	0.002 UL	0.002 UL	0.002 UL	0.01 L
TOTAL ORGANIC CARBON								
MISCELLANEOUS (S.U.)								
PH								

TABLE E-2
ANALYTICAL RESULTS FOR GROUNDWATER
MARTIN STATE AIRPORT
MIDDLE RIVER, MARYLAND

SAMPLE ID:	MSA-DMW25S-081908	MSA-DMW25I-081908	MSA-MW26S-080708	MSA-MW26I-080708	MSA-MW26D-080708	MW-2-081808	MW-3-081108
LABORATORY ID:	A8H200234002	A8H200234003	A8H080117002	A8H080117006	A8H080117004	A8H190109002	A8H120110006
LOCATION:	MSA-DMW25S	MSA-DMW25I	MSA-MW26S	MSA-MW26I	MSA-MW26D	MW-2	MW-3
SAMPLE DATE:	8/19/2008	8/19/2008	8/7/2008	8/7/2008	8/7/2008	8/18/2008	8/11/2008
SEMIVOLATILES (ug/l)							
1,4-DIOXANE	1 U	1 U	3.1	1.8	1.3 U	2.2	1 U
VOLATILES (ug/l)							
1,1,1,2-TETRACHLOROETHANE	1 U	1 U	1.5 U	0.23 U	0.23 U	1 U	2.5 U
1,1,1-TRICHLOROETHANE	1 U	1 U	1.5 U	0.22 U	0.22 U	1 U	2.5 U
1,1,2,2-TETRACHLOROETHANE	1 U	1 U	1.2 U	0.18 U	0.18 U	1 U	2.5 U
1,1,2-TRICHLOROTRIFLUOROETHANE	1 U	1 U	1.9 U	0.28 U	0.28 U	1 U	2.5 U
1,1-DICHLOROETHANE	1 U	1 U	1 U	0.15 U	0.15 U	1 U	2.5 U
1,1-DICHLOROETHENE	1 U	1 U	1.3 U	0.19 U	0.19 U	1 U	2.5 U
1,1-DICHLOROPROPENE	1 U	1 U	0.87 U	0.13 U	0.13 U	1 U	2.5 U
1,2,3-TRICHLOROBENZENE	1 U	1 U	1.1 U	0.17 U	0.17 U	1 U	2.5 U
1,2,3-TRICHLOROPROPANE	1 U	1 U	2.9 U	0.43 U	0.43 U	1 U	2.5 U
1,2,3-TRIMETHYLBENZENE	5 U	5 U	1.1 J	0.0059 U	0.0059 U	5 U	12 U
1,2,4-TRICHLOROBENZENE	1 U	1 U	1 U	0.15 U	0.15 U	1 U	2.5 U
1,2,4-TRIMETHYLBENZENE	1 U	1 U	1.4 J	0.12 U	0.12 U	1 U	2.5 U
1,2-DIBROMO-3-CHLOROPROPANE	2 U	2 U	4.5 U	0.67 U	0.67 U	2 U	5 U
1,2-DIBROMOETHANE	1 U	1 U	1.6 U	0.24 U	0.24 U	1 U	2.5 U
1,2-DICHLOROBENZENE	1 U	1 U	0.87 U	0.13 U	0.13 U	1 U	2.5 U
1,2-DICHLOROETHANE	1 U	1 U	1.5 U	0.22 U	0.22 U	1 U	2.5 U
1,2-DICHLOROPROPANE	1 U	1 U	1.2 U	0.18 U	0.18 U	1 U	2.5 U
1,3-DICHLOROBENZENE	1 U	1 U	0.93 U	0.14 U	0.14 U	1 U	2.5 U
1,3-DICHLOROPROPANE	1 U	1 U	1.1 U	0.16 U	0.16 U	1 U	2.5 U
1,4-DICHLOROBENZENE	1 U	1 U	0.87 U	0.13 U	0.13 U	1 U	2.5 U
2,2-DICHLOROPROPANE	1 U	1 U	0.87 U	0.13 U	0.13 U	1 U	2.5 U
2-BUTANONE	0.82 J	5 U	3.8 U	0.57 U	0.62 B	5 U	12 U
2-CHLOROETHYL VINYL ETHER	5 U	5 U	6.6 U	0.99 U	0.99 U	5 U	12 U
2-CHLOROTOLUENE	1 U	1 U	0.73 U	0.11 U	0.11 U	1 U	2.5 U

TABLE E-2
ANALYTICAL RESULTS FOR GROUNDWATER
MARTIN STATE AIRPORT
MIDDLE RIVER, MARYLAND

SAMPLE ID:	MSA-DMW25S-081908	MSA-DMW25I-081908	MSA-MW26S-080708	MSA-MW26I-080708	MSA-MW26D-080708	MW-2-081808	MW-3-081108
LABORATORY ID:	A8H200234002	A8H200234003	A8H080117002	A8H080117006	A8H080117004	A8H190109002	A8H120110006
LOCATION:	MSA-DMW25S	MSA-DMW25I	MSA-MW26S	MSA-MW26I	MSA-MW26D	MW-2	MW-3
SAMPLE DATE:	8/19/2008	8/19/2008	8/7/2008	8/7/2008	8/7/2008	8/18/2008	8/11/2008
2-HEXANONE	5 U	5 U	2.7 U	0.41 U	0.41 U	5 U	12 U
4-CHLOROTOLUENE	1 U	1 U	1.2 U	0.18 U	0.18 U	1 U	2.5 U
4-ISOPROPYLTOLUENE	1 U	1 U	11	0.12 U	0.12 U	1 U	2.5 U
4-METHYL-2-PENTANONE	5 U	5 U	2.1 U	0.32 U	0.32 U	5 U	12 U
ACETONE	2.9 B	3.1 B	24 B	1.1 U	2.1 B	2.6 B	3.4 B
BENZENE	1 U	1 U	22	0.13 U	0.13 U	1 U	2.5 U
BROMOBENZENE	1 U	1 U	0.87 U	0.13 U	0.13 U	1 U	2.5 U
BROMOCHLOROMETHANE	1 U	1 U	1.9 U	0.29 U	0.29 U	1 U	2.5 U
BROMODICHLOROMETHANE	1 U	1 U	1 U	0.15 U	0.15 U	1 U	2.5 U
BROMOFORM	1 U	1 U	4.3 U	0.64 U	0.64 U	1 U	2.5 U
BROMOMETHANE	1 U	1 U	2.7 U	0.41 U	0.41 U	1 U	2.5 U
CARBON DISULFIDE	1 U	1 U	0.87 U	0.29 J	0.13 U	1 U	2.5 U
CARBON TETRACHLORIDE	1 U	1 U	0.87 U	0.13 U	0.13 U	1 U	2.5 U
CHLOROBENZENE	1 U	1 U	1 U	0.15 U	0.15 U	1 U	2.5 U
CHLORODIBROMOMETHANE	1 U	1 U	1.2 U	0.18 U	0.18 U	1 U	2.5 U
CHLOROETHANE	1 U	1 U	1.9 U	0.29 U	0.29 U	1 U	2.5 U
CHLOROFORM	1 U	1 U	1.1 U	0.16 U	1.1	1 U	2.5 U
CHLOROMETHANE	1 U	1 U	2 U	0.3 U	0.3 U	1 U	2.5 U
CIS-1,2-DICHLOROETHENE	3.3	1 U	150	1.2	4.1	13	61
CIS-1,3-DICHLOROPROPENE	1 U	1 U	0.93 U	0.14 U	0.14 U	1 U	2.5 U
DIBROMOMETHANE	1 U	1 U	1.9 U	0.28 U	0.28 U	1 U	2.5 U
DICHLORODIFLUOROMETHANE	1 U	1 U	2.1 U	0.31 U	0.31 U	1 U	2.5 U
DIISOPROPYL ETHER	5 U	5 U	10 U	1.5 U	1.5 U	5 U	12 U
ETHYL TERT-BUTYL ETHER	5 U	5 U	0.73 U	0.11 U	0.11 U	5 U	12 U
ETHYLBENZENE	1 U	1 U	1.5 J	0.17 U	0.17 U	1 U	2.5 U
HEXACHLOROBUTADIENE	1 U	1 U	2 U	0.3 U	0.3 U	1 U	2.5 U
ISOPROPYLBENZENE	1 U	1 U	0.87 U	0.13 U	0.13 U	1 U	2.5 U

TABLE E-2
ANALYTICAL RESULTS FOR GROUNDWATER
MARTIN STATE AIRPORT
MIDDLE RIVER, MARYLAND

SAMPLE ID:	MSA-DMW25S-081908	MSA-DMW25I-081908	MSA-MW26S-080708	MSA-MW26I-080708	MSA-MW26D-080708	MW-2-081808	MW-3-081108
LABORATORY ID:	A8H200234002	A8H200234003	A8H080117002	A8H080117006	A8H080117004	A8H190109002	A8H120110006
LOCATION:	MSA-DMW25S	MSA-DMW25I	MSA-MW26S	MSA-MW26I	MSA-MW26D	MW-2	MW-3
SAMPLE DATE:	8/19/2008	8/19/2008	8/7/2008	8/7/2008	8/7/2008	8/18/2008	8/11/2008
M+P-XYLENES	2 U	2 U	1.6 U	0.33 J	0.24 U	2 U	5 U
METHYL TERT-BUTYL ETHER	5 U	5 U	1.1 U	0.17 U	0.17 U	5 U	12 U
METHYLENE CHLORIDE	1 U	1 U	2.2 U	0.33 U	0.33 U	1 U	2.5 U
NAPHTHALENE	1 U	1 U	1.6 U	0.24 U	0.24 U	1 U	2.5 U
N-BUTYLBENZENE	1 U	1 U	0.8 U	0.12 U	0.12 U	1 U	2.5 U
N-PROPYLBENZENE	1 U	1 U	0.93 U	0.14 U	0.14 U	1 U	2.5 U
O-XYLENE	1 U	1 U	1.4 J	0.14 U	0.14 U	1 U	2.5 U
SEC-BUTYLBENZENE	1 U	1 U	0.87 U	0.13 U	0.13 U	1 U	2.5 U
STYRENE	1 U	1 U	0.73 U	0.11 U	0.11 U	1 U	2.5 U
TERT-AMYL METHYL ETHER	5 U	5 U	0.45 U	0.067 U	0.067 U	5 U	12 U
TERT-BUTYLBENZENE	1 U	1 U	0.87 U	0.13 U	0.13 U	1 U	2.5 U
TERTIARY-BUTYL ALCOHOL	20 UR	7.6 B	26 UR	3.9 UR	3.9 UR	20 UR	50 U
TETRACHLOROETHENE	1 U	1 U	1.9 U	0.29 U	0.73 J	1 U	2.5 U
TOLUENE	1 U	1 U	1.2 J	0.13 U	0.13 U	1 U	2.5 U
TOTAL XYLENES	2 U	2 U	1.9 U	0.33 J	0.28 U	2 U	5 U
TRANS-1,2-DICHLOROETHENE	1 U	1 U	2 J	0.19 U	0.19 U	1 U	2.5 U
TRANS-1,3-DICHLOROPROPENE	1 U	1 U	1.3 U	0.19 U	0.19 U	1 U	2.5 U
TRICHLOROETHENE	0.53 B	0.34 B	1.1 U	0.33 B	1.4 B	6.8	1.2 B
TRICHLOROFLUOROMETHANE	1 U	1 U	1.4 U	0.21 U	0.21 U	1 U	2.5 U
VINYL ACETATE	2 U	2 U	1.3 U	0.19 U	0.19 U	2 U	5 U
VINYL CHLORIDE	1 U	1 U	160	1.1	0.69 J	9.3	16
TOTAL METALS (ug/l)							
ANTIMONY	0.035 U	0.035 U	0.24 B	0.035 U	0.1 B	0.069 B	0.081 B
ARSENIC	11.2	6.1	4	3.5	7.2	7.8	1.5
BARIUM	53.5	68.1	1610	138	20.2	13.5	33.9
BERYLLIUM	0.012 U	0.012 U	0.029 B	0.031 B	0.073 B	6.5	1 U
CADMIUM	0.0061 UL	0.007 B	0.03 B	0.012 B	0.048 B	12.4	0.032 B

TABLE E-2
ANALYTICAL RESULTS FOR GROUNDWATER
MARTIN STATE AIRPORT
MIDDLE RIVER, MARYLAND

SAMPLE ID:	MSA-DMW25S-081908	MSA-DMW25I-081908	MSA-MW26S-080708	MSA-MW26I-080708	MSA-MW26D-080708	MW-2-081808	MW-3-081108
LABORATORY ID:	A8H200234002	A8H200234003	A8H080117002	A8H080117006	A8H080117004	A8H190109002	A8H120110006
LOCATION:	MSA-DMW25S	MSA-DMW25I	MSA-MW26S	MSA-MW26I	MSA-MW26D	MW-2	MW-3
SAMPLE DATE:	8/19/2008	8/19/2008	8/7/2008	8/7/2008	8/7/2008	8/18/2008	8/11/2008
CALCIUM							
CHROMIUM	1.1 K	1.3 K	3.1 B	0.78 B	3.8 B	13.3 J	1.9 K
COBALT	1	0.34	0.86	45.3	1.1	49.6	0.86
COPPER	0.11 B	1.1 B	4.5	1.5 B	9.7	41.8	2.8 K
IRON	18200	46700	31800	33400	8430	22300	6740
LEAD	0.047 B	0.21 B	0.72 B	0.23 B	1.8	3.5	0.62
MAGNESIUM							
MANGANESE	615	576	788	1040	119	2350	131
MERCURY	0.1 U	0.1 U	0.1 UL	0.1 UL	0.1 UL	0.1 U	0.2 U
MOLYBDENUM	1.4 K	1.5 K	0.65 B	0.24 B	0.41 B	1.1 B	2 U
NICKEL	1 K	0.28 B	1.4 K	16	2.4 K	78.1	1.1
SELENIUM	0.29	0.14 U	0.54	0.14 U	0.4	19.1	5 U
SILVER	0.0026 U	0.0026 U	0.011 B	0.0026 U	0.011 B	0.0026 U	1 U
THALLIUM	0.11 U	0.11 U	0.15 B	0.11 U	0.11 U	0.62 B	1 U
VANADIUM	1.9	0.91	3.3 B	0.63 B	5.2	35.7	4.3
ZINC	2.1 B	5.1 B	11.3 B	3.8 B	13.5 B	386	19.7 B
FILTERED METALS (ug/l)							
ANTIMONY	0.035 U	0.035 U	0.2 B	0.035 U	0.035 U	0.035 UL	0.059 B
ARSENIC	11.2	7.2	4.8	3.4	7.3	7.7	1.4
BARIUM	52.5	73.7	1720	133	13.5	11.5	35.2
BERYLLIUM	0.012 U	0.012 U	0.026 B	0.026 B	0.012 U	6.4	1 U
CADMIUM	0.0061 UL	0.0061 UL	0.0061 UL	0.0061 UL	0.0061 UL	12.4	1 U
CALCIUM							

TABLE E-2
ANALYTICAL RESULTS FOR GROUNDWATER
MARTIN STATE AIRPORT
MIDDLE RIVER, MARYLAND

	SAMPLE ID:	MSA-DMW25S-081908	MSA-DMW25I-081908	MSA-MW26S-080708	MSA-MW26I-080708	MSA-MW26D-080708	MW-2-081808	MW-3-081108
	LABORATORY ID:	A8H200234002	A8H200234003	A8H080117002	A8H080117006	A8H080117004	A8H190109002	A8H120110006
	LOCATION:	MSA-DMW25S	MSA-DMW25I	MSA-MW26S	MSA-MW26I	MSA-MW26D	MW-2	MW-3
	SAMPLE DATE:	8/19/2008	8/19/2008	8/7/2008	8/7/2008	8/7/2008	8/18/2008	8/11/2008
CHROMIUM		1 K	0.5 B	2.7 B	0.62 B	0.68 B	2.9	1.5 K
COBALT		0.99	0.29	0.9	44.2	1.1	49	0.83
COPPER		0.084 B	0.089 B	0.21 B	0.051 U	0.17 B	36.7	0.2 B
IRON		17500	50800	36200	32100	9250	21700	6900
LEAD		0.03 B	0.041 B	0.028 B	0.018 U	0.037 B	3.6	0.072 B
MAGNESIUM								
MANGANESE		602	651	924	1010	140	2420	139
MERCURY		0.1 U	0.14	0.1 UL	0.1 UL	0.1 UL	0.1 U	0.2 U
MOLYBDENUM		1.3 K	0.62 K	1.1 B	0.13 B	0.12 U	3.5 K	2 U
NICKEL		0.96 K	0.27 B	0.86 K	16	2 K	77.2	0.74
SELENIUM		0.28	0.14 U	0.31	0.17	0.14 U	17.6	0.24
SILVER		0.0026 U	0.0026 U	0.0026 U	0.0026 U	0.0026 U	0.0026 U	1 U
THALLIUM		0.11 U	0.11 U	0.11 U	0.11 U	0.11 U	0.66 B	1 U
VANADIUM		1.8	0.46 U	2.7 B	0.6 B	0.46 U	27.4	3.5
ZINC		1.9 B	2.6 B	1.5 B	2.6 B	12.2 B	390	11.8 B
MISCELLANEOUS (mg/l)								
ALKALINITY								
CHEMICAL OXYGEN DEMAND								
HEXAVALENT CHROMIUM		0.002 L	0.002 L	0.02	0.002 UL	0.005	0.02 U	0.02 U
TOTAL ORGANIC CARBON								
MISCELLANEOUS (S.U.)								
PH								

TABLE E-2
ANALYTICAL RESULTS FOR GROUNDWATER
MARTIN STATE AIRPORT
MIDDLE RIVER, MARYLAND

SAMPLE ID:	MW-4-081808	MW-5-082808	MW-6-082608	MW-22I-081808	MW-23D-081808	MW-23I-081808
LABORATORY ID:	A8H190109007	A8H290111004	A8H270116004	A8H190109006	A8H190109003	A8H190109004
LOCATION:	MW-4	MW-5	MW-6	MW-22I	MW-23D	MW-23I
SAMPLE DATE:	8/18/2008	8/28/2008	8/26/2008	8/18/2008	8/18/2008	8/18/2008
SEMIVOLATILES (ug/l)						
1,4-DIOXANE	0.54 J	7.3	1 U	1.1	1 U	2.4
VOLATILES (ug/l)						
1,1,1,2-TETRACHLOROETHANE	1 U	67 U	1 U	1 U	1 U	1.4 U
1,1,1-TRICHLOROETHANE	1 U	67 U	1 U	1 U	1 U	1.4 U
1,1,2,2-TETRACHLOROETHANE	1 U	67 U	1 U	1 U	1 U	1.4 U
1,1,2-TRICHLOROTRIFLUOROETHANE	1 U	67 U	1 U	1 U	1 U	1.4 U
1,1-DICHLOROETHANE	1 U	67 U	1 U	1 U	1 U	1.4 U
1,1-DICHLOROETHENE	1 U	67 U	1 U	1 U	1 U	0.31 J
1,1-DICHLOROPROPENE	1 U	67 U	1 U	1 U	1 U	1.4 U
1,2,3-TRICHLOROBENZENE	1 U	67 U	1 U	1 U	1 U	1.4 U
1,2,3-TRICHLOROPROPANE	1 U	67 U	1 U	1 U	1 U	1.4 U
1,2,3-TRIMETHYLBENZENE	5 U	330 U	5 U	5 U	5 U	0.07 B
1,2,4-TRICHLOROBENZENE	1 U	67 U	1 U	1 U	1 U	1.4 U
1,2,4-TRIMETHYLBENZENE	1 U	67 U	1 U	1 U	1 U	0.6 J
1,2-DIBROMO-3-CHLOROPROPANE	2 U	130 U	2 U	2 U	2 U	2.9 U
1,2-DIBROMOETHANE	1 U	67 U	1 U	1 U	1 U	1.4 U
1,2-DICHLOROBENZENE	1 U	67 U	1 U	1 U	1 U	1.4 U
1,2-DICHLOROETHANE	2.2 B	67 U	1 U	1 U	1 U	1.4 U
1,2-DICHLOROPROPANE	1 U	67 U	1 U	1 U	1 U	1.4 U
1,3-DICHLOROBENZENE	1 U	67 U	1 U	1 U	1 U	1.4 U
1,3-DICHLOROPROPANE	1 U	67 U	1 U	1 U	1 U	1.4 U
1,4-DICHLOROBENZENE	1 U	67 U	1 U	1 U	1 U	1.4 U
2,2-DICHLOROPROPANE	1 U	67 U	1 U	1 U	1 U	1.4 U
2-BUTANONE	0.88 J	330 U	5 U	5 U	5 U	7.2 U
2-CHLOROETHYL VINYL ETHER	5 U	330 U	5 U	5 U	5 U	7.2 U
2-CHLOROTOLUENE	1 U	67 U	1 U	1 U	1 U	1.4 U

TABLE E-2
ANALYTICAL RESULTS FOR GROUNDWATER
MARTIN STATE AIRPORT
MIDDLE RIVER, MARYLAND

SAMPLE ID:	MW-4-081808	MW-5-082808	MW-6-082608	MW-22I-081808	MW-23D-081808	MW-23I-081808
LABORATORY ID:	A8H190109007	A8H290111004	A8H270116004	A8H190109006	A8H190109003	A8H190109004
LOCATION:	MW-4	MW-5	MW-6	MW-22I	MW-23D	MW-23I
SAMPLE DATE:	8/18/2008	8/28/2008	8/26/2008	8/18/2008	8/18/2008	8/18/2008
2-HEXANONE	5 U	330 U	5 U	5 U	5 U	7.2 U
4-CHLOROTOLUENE	1 U	67 U	1 U	1 U	1 U	1.4 U
4-ISOPROPYLTOLUENE	1 U	67 U	1 U	1 U	1 U	1.4 U
4-METHYL-2-PENTANONE	5 U	330 U	5 U	5 U	5 U	7.2 U
ACETONE	3 B	330 U	5 U	2.2 B	1.9 B	6.2 B
BENZENE	5.8	67 U	1 U	1 U	1 U	1.4 U
BROMOBENZENE	1 U	67 U	1 U	1 U	1 U	1.4 U
BROMOCHLOROMETHANE	1 U	67 U	1 U	1 U	1 U	1.4 U
BROMODICHLOROMETHANE	1 U	67 U	1 U	1 U	1 U	1.4 U
BROMOFORM	1 U	67 U	1 U	1 U	1 U	1.4 U
BROMOMETHANE	1 U	67 U	1 U	1 U	1 U	1.4 U
CARBON DISULFIDE	1 U	67 U	1 U	0.82 J	1 U	1.4 U
CARBON TETRACHLORIDE	1 U	67 U	1 U	1 U	0.7 J	1.4 U
CHLOROBENZENE	0.22 J	67 U	1 U	1 U	1 U	1.4 U
CHLORODIBROMOMETHANE	1 U	67 U	1 U	1 U	1 U	1.4 U
CHLOROETHANE	1 U	67 U	1 U	1 U	1 U	1.1 J
CHLOROFORM	1 U	67 U	1 U	0.22 J	1.8	1.4 U
CHLOROMETHANE	1 U	67 U	1 U	1 U	1 U	1.4 U
CIS-1,2-DICHLOROETHENE	1.5	2300	0.34 J	0.61 J	1 U	36
CIS-1,3-DICHLOROPROPENE	1 U	67 U	1 U	1 U	1 U	1.4 U
DIBROMOMETHANE	1 U	67 U	1 U	1 U	1 U	1.4 U
DICHLORODIFLUOROMETHANE	1 U	67 U	1 U	1 U	1 U	1.4 U
DIISOPROPYL ETHER	5 U	330 U	5 U	5 U	5 U	7.2 U
ETHYL TERT-BUTYL ETHER	5 U	330 U	5 U	5 U	5 U	7.2 U
ETHYLBENZENE	1 U	67 U	1 U	1 U	1 U	1.4 U
HEXACHLOROBUTADIENE	1 U	67 U	1 U	1 U	1 U	1.4 U
ISOPROPYLBENZENE	1 U	67 U	1 U	1 U	1 U	0.24 J

TABLE E-2
ANALYTICAL RESULTS FOR GROUNDWATER
MARTIN STATE AIRPORT
MIDDLE RIVER, MARYLAND

SAMPLE ID:	MW-4-081808	MW-5-082808	MW-6-082608	MW-22I-081808	MW-23D-081808	MW-23I-081808
LABORATORY ID:	A8H190109007	A8H290111004	A8H270116004	A8H190109006	A8H190109003	A8H190109004
LOCATION:	MW-4	MW-5	MW-6	MW-22I	MW-23D	MW-23I
SAMPLE DATE:	8/18/2008	8/28/2008	8/26/2008	8/18/2008	8/18/2008	8/18/2008
M+P-XYLENES	2 U	130 U	2 U	2 U	2 U	2.9 U
METHYL TERT-BUTYL ETHER	5 U	330 U	5 U	5 U	5 U	7.2 U
METHYLENE CHLORIDE	1 U	67 U	1 U	1 U	1 U	1.4 U
NAPHTHALENE	1 U	67 U	1 U	1 U	1 U	1.7 B
N-BUTYLBENZENE	1 U	67 U	1 U	1 U	1 U	1.4 U
N-PROPYLBENZENE	1 U	67 U	1 U	1 U	1 U	0.3 J
O-XYLENE	1 U	67 U	1 U	1 U	1 U	1.4 U
SEC-BUTYLBENZENE	1 U	67 U	1 U	1 U	1 U	1.4 U
STYRENE	1 U	67 U	1 U	1 U	1 U	1.4 U
TERT-AMYL METHYL ETHER	5 U	330 U	5 U	5 U	5 U	7.2 U
TERT-BUTYLBENZENE	1 U	67 U	1 U	1 U	1 U	1.4 U
TERTIARY-BUTYL ALCOHOL	5.5 B	1300 U	20 UR	20 B	20 UR	29 UR
TETRACHLOROETHENE	1 U	67 U	1 U	1 U	1 U	1.4 U
TOLUENE	1 U	67 U	1 U	8.2	1 U	0.32 J
TOTAL XYLENES	2 U	130 U	2 U	2 U	2 U	2.9 U
TRANS-1,2-DICHLOROETHENE	1.4	51 J	1 U	1 U	1 U	0.31 J
TRANS-1,3-DICHLOROPROPENE	1 U	67 U	1 U	1 U	1 U	1.4 U
TRICHLOROETHENE	1 U	67 U	1 U	2.7	0.63 B	14
TRICHLOROFLUOROMETHANE	1 U	67 U	1 U	1 U	1 U	1.4 U
VINYL ACETATE	2 U	130 U	2 U	2 U	2 U	2.9 U
VINYL CHLORIDE	3.9	570	1 U	0.23 J	1 U	18
TOTAL METALS (ug/l)						
ANTIMONY	2.9	0.12 B	0.035 U	0.056 B	0.035 U	0.035 U
ARSENIC	1.3	1.6	3.8	6.6	0.96	4.7
BARIUM	56.5	17.7	9.1 K	37.9	98.1	31
BERYLLIUM	0.012 U	0.03 B	0.42	0.046	0.88	0.012 UL
CADMIUM	23.7	0.007 B	0.6 L	0.13 B	0.084 B	0.088 B

TABLE E-2
ANALYTICAL RESULTS FOR GROUNDWATER
MARTIN STATE AIRPORT
MIDDLE RIVER, MARYLAND

SAMPLE ID:	MW-4-081808	MW-5-082808	MW-6-082608	MW-22I-081808	MW-23D-081808	MW-23I-081808
LABORATORY ID:	A8H190109007	A8H290111004	A8H270116004	A8H190109006	A8H190109003	A8H190109004
LOCATION:	MW-4	MW-5	MW-6	MW-22I	MW-23D	MW-23I
SAMPLE DATE:	8/18/2008	8/28/2008	8/26/2008	8/18/2008	8/18/2008	8/18/2008
CALCIUM						
CHROMIUM	4.5 J	0.44 B	0.72 B	2.8 J	0.62 J	2.2 J
COBALT	0.54	0.25	56.4	1.2	19.8	10.9
COPPER	34.5	0.086 B	1.2 B	5.8	0.9 K	0.096 K
IRON	6010	24700	102000	13200	16200	42800
LEAD	16.9	0.19 B	0.74 K	1.3	0.15 B	0.14 B
MAGNESIUM						
MANGANESE	370	1880	12000	136	944	3020
MERCURY	0.1 U	0.2 U	0.1 U	0.1 U	0.1 U	0.14 K
MOLYBDENUM	2.8	2.8	0.12 U	1.1 B	0.64 B	0.6 B
NICKEL	6	0.48	17.4	6.7	12.9	2.9 K
SELENIUM	0.3 L	0.24	5.1 L	0.42 L	0.35 L	0.16 L
SILVER	0.24 B	1 U	0.0026 U	0.0026 U	0.0026 U	0.0026 U
THALLIUM	0.12 B	0.16 B	0.18 B	0.17 B	0.5 B	0.16 B
VANADIUM	2.3	20 U	12.9	7.6	0.46 U	0.74
ZINC	657	3.3 B	62.6	22.3	24.3	6 B
FILTERED METALS (ug/l)						
ANTIMONY	0.21 B	0.093 B	0.035 U	0.035 UL	0.035 UL	0.035 UL
ARSENIC	0.64	1.6	3.5	4.2	1	5
BARIUM	52.7	17.4	9.5 K	32.4	101	31.6
BERYLLIUM	0.012 U	1 U	0.36 L	0.012 UL	0.81	0.012 UL
CADMIUM	0.52 B	1 U	0.68 L	0.0061 UL	0.035 B	0.017 B
CALCIUM						

TABLE E-2
ANALYTICAL RESULTS FOR GROUNDWATER
MARTIN STATE AIRPORT
MIDDLE RIVER, MARYLAND

SAMPLE ID:	MW-4-081808	MW-5-082808	MW-6-082608	MW-22I-081808	MW-23D-081808	MW-23I-081808
LABORATORY ID:	A8H190109007	A8H290111004	A8H270116004	A8H190109006	A8H190109003	A8H190109004
LOCATION:	MW-4	MW-5	MW-6	MW-22I	MW-23D	MW-23I
SAMPLE DATE:	8/18/2008	8/28/2008	8/26/2008	8/18/2008	8/18/2008	8/18/2008
CHROMIUM	1.3	0.48 B	0.67 B	0.95 K	0.77 K	1.5 K
COBALT	0.38 B	0.23	56.3	0.74	19.3	11.2
COPPER	1 K	0.085 B	0.5 B	0.051 U	0.051 U	0.051 U
IRON	3950	23700	100000	12200	16300	43200
LEAD	0.34 B	0.17 B	0.087 B	0.018 U	0.28 B	0.034 B
MAGNESIUM						
MANGANESE	357	1840	11900	127	948	3190
MERCURY	0.1 K	0.19	0.1 U	0.1 U	0.1 U	0.1 U
MOLYBDENUM	2.7	2.7	0.12 U	0.22 B	0.28 B	0.21 B
NICKEL	4.6	0.38 B	17.8	3.5 K	11.7	3 K
SELENIUM	0.14 U	0.18	5.6 L	0.14 U	0.2	0.14 U
SILVER	0.0026 U	1 U	0.0026 U	0.0026 U	0.0026 U	0.0026 U
THALLIUM	0.11 U	1 U	0.19 B	0.11 U	0.24 B	0.12 B
VANADIUM	0.52	20 U	2.2	2	0.46 U	0.73
ZINC	38.8	3.9 B	61.9	4.9 B	17.7	5.1 B
MISCELLANEOUS (mg/l)						
ALKALINITY						
CHEMICAL OXYGEN DEMAND						
HEXAVALENT CHROMIUM	0.008	0.01	0.02 UR	0.005	0.02 U	0.02
TOTAL ORGANIC CARBON						
MISCELLANEOUS (S.U.)						
PH						

MDE - Maryland Department of the Environment
B - Analyte was detected but is considered to be a laboratory contaminant.
J - Positive value is considered estimated as a result of technical noncompliance.
K - Positive value is considered biased high as a result of techical noncompliance.
L - Positive value is considered biased low as a result of technical noncompliance.
U - Not detected
ug/L - micrograms per liter (i.e., parts per billion)
mg/L - milligrams per liter (i.e., parts per million)
S.U. - Standard Unit