Stansbury Creek
Sediment Investigation Report
Martin State Airport
701 Wilson Point Road
Middle River, Maryland

Prepared for:

Lockheed Martin Corporation

Prepared by:

Tetra Tech, Inc.
June 04, 2010

Michael Martin, P.G.
Regional Manager

Dev Murali, P.G.
Project Manager

Eric M. Samuels
Task Manager

TABLE OF CONTENTS

Section **Page**

1 INTRODUCTION 1-1

2 SITE BACKGROUND 2-1

2.1 SITE LOCATION AND DESCRIPTION 2-1
2.2 PREVIOUS INVESTIGATIONS 2-1

3 INVESTIGATION APPROACH AND METHODOLOGY 3-1

3.1 SEDIMENT-SAMPLING APPROACH 3-3
3.2 SEDIMENT-SAMPLING METHODOLOGY 3-4
3.3 LABORATORY ANALYSES 3-5

4 INVESTIGATION RESULTS 4-1

4.1 ANALYTICAL RESULTS 4-1
4.2 SEDIMENT RESULTS 4-2
4.3 DISCUSSION AND CONCLUSIONS 4-4

5 SUMMARY 5-1

6 REFERENCES 6-1

APPENDICES

APPENDIX A — FIELD DOCUMENTATION AND CHAIN-OF-CUSTODY SHEETS

APPENDIX B — DATA TABLES

APPENDIX C — DATA VALIDATION REPORT

APPENDIX D — NPDES PERMIT

APPENDIX E — EPA REGIONAL SCREENING-LEVELS FOR SOIL

TABLE OF CONTENTS (CONTINUED)

LIST OF FIGURES

		Page
Figure 2-1	Site Location Map	2-4
Figure 3-1	Conceptual Site Model	3-8
Figure 3-2	Sediment-Sampling Locations	3-9

LIST OF TABLES

		Page
Table 3-1	Sediment-Sampling Locations and Rationale	3-6
Table 3-2	Tidal Range During Sampling	3-7
Table 4-1	Summary of Sediment Data Compared to Human Health Screening Values	4-7
Table 4-2	Summary of Sediment Data Compared to Ecological Screening Values	4-9
Table 4-3	Summary of Stansbury Creek Sediment Data and Background Sediment Data from Frog Mortar Creek	4-11

ACRONYMS

AWQC	Ambient Water Quality Criteria
COCs	chain-of–custody forms
EPA	United States Environmental Protection Agency
FMC	Frog Mortar Creek
HASP	health and safety plan
IDDE	illicit discharge detection and elimination
IDW	investigation-derived waste
Lockheed Martin	Lockheed Martin Corporation
MANG	Maryland Air National Guard
MAA	Maryland Aviation Association
MDE	Maryland Department of the Environment
µg/kg	microgram(s) per kilogram
mg/kg	milligram(s) per kilogram
MSA	Martin State Airport
NPDES	National Pollutant Discharge Elimination System
ORNL	Oak Ridge National Laboratory
PAH	polycyclic aromatic-hydrocarbon
PCBs	polychlorinated biphenyls
PEC	Probable Effects Concentration
SD	sediment
SS	surface sediment
SVOC	semi-volatile organic compound
VCP	Voluntary Cleanup Program
VOC	volatile organic compound

This Page Intentionally Left Blank

Section 1
Introduction

Tetra Tech, Inc., on behalf of Lockheed Martin Corporation (Lockheed Martin), has prepared this report to document the results of sediment sampling in the waterways adjacent to Martin State Airport (MSA) in Middle River, Maryland. The sampling objective was to identify whether past or current MSA activities have adversely affected Stansbury Creek sediments, as well as to obtain analytical data to identify and characterize the nature and extent of possible contamination. This report is organized as follows:

Section 1 — Introduction: Presents the report organization and objective

Section 2 — Site Background: Briefly describes site history and previous investigations

Section 3 — Investigation Approach and Methodology: Presents the technical approach to the investigation and describes the field methodologies used

Section 4 — Sampling Results: Presents and discusses the investigation findings

Section 5 — Summary: Provides an overall summary of the investigation findings

Section 6 — References: Lists the references used to prepare this report

This Page Intentionally Left Blank

Section 2
Site Background

2.1 SITE LOCATION AND DESCRIPTION

MSA is located at 701 Wilson Point Road in Middle River, Maryland, bounded by Frog Mortar Creek to the east and Stansbury Creek to the west (see Figure 2-1). Both creeks join Middle River at the south side of the airport before entering the Chesapeake Bay. Various investigations have been performed since July 1991, when the Maryland Aviation Administration (MAA) encountered four drums adjacent to Taxiway Tango during trenching to install an electrical cable. Discovery of these buried drums led to investigation of the surrounding area for possible soil and groundwater contamination, as required by the Maryland Department of the Environment (MDE) in their January 6, 1992 and January 14, 1997 letters to MAA.

Stansbury Creek is east of the Wilson Point housing development and west of Strawberry Point (previously owned by Lockheed Martin). Stansbury Creek is a tributary of Middle River. Stansbury Creek converges with Frog Mortar Creek (flowing from the northeast) and Middle River (flowing from the northwest) before entering the Chesapeake Bay.

2.2 PREVIOUS INVESTIGATIONS

To date, sediment samples had not been collected from Stansbury Creek as part of overall site investigations. This investigation sought to identify and characterize the nature and extent of possible contamination in Stansbury Creek sediments and, to the extent possible, ascertain the likely source of any contaminants identified. Below is a brief chronology of sediment investigations conducted by Lockheed Martin Corporation at the MSA:

Sediment investigations at MSA to date have focused on Frog Mortar Creek (FMC), east of the airport. Investigation of FMC started with Phase I in March 2007 (Tetra Tech, March 2007) and was completed with Phase III in October 2008 (Tetra Tech, October 2008). The phased investigation included: *Phase I (March 2007)*, which used a Trident™ probe to identify where groundwater seeps into surface water; *Phase II (October–November 2007)*, which sampled surface

water and shallow sediment; and *Phase III (July 2008),* which sampled deeper sediments. The overall objective of the FMC investigation was to evaluate the potential for off-site contaminant migration from a portion of the MSA property to the adjacent surface water of FMC.

The three-phase investigation was conducted in the portion of the creek adjacent to the approximately 50-acre area which has been the subject of extensive characterization due to historical dumping onshore. The Phase I investigation objective was to identify possible groundwater-discharge zones by identifying temperature and conductivity differences between the surface water and groundwater, and to collect pore-water samples from selected areas. The objective of the Phase II surface-water and sediment program was to characterize areas where groundwater seeps into the surface-water body, and to obtain analytical data to quantify the presence or absence of contaminants in FMC that may be related to groundwater transport or soil erosion from the site. The objective of the Phase III surface-water and sediment investigation was to sample deeper sediment in areas of potential concern identified during the first two phases of the study. A secondary objective was to provide a more "regional" indication of chemical concentrations in sediments in FMC along the east side of the entire MSA property.

The results of the Phase I study identified the likely presence of groundwater discharge at the southeast-end of the MSA groundwater plume. The results of the Phase II investigation indicate that groundwater discharge appears to be affecting surface water and sediment in FMC east of MSA. The results of the Phase III investigation confirm the Phase II results, but also indicate that metal and polycyclic aromatic-hydrocarbon (PAH) impacts are widespread in the FMC system, including upstream locations.

All three phases of the investigation corroborate that chlorinated-solvent groundwater contamination impacts surface water and sediment upon discharge at locations adjacent to and east of MSA. However, the surface-water volatile organic compound (VOC) concentrations do not exceed the United States Environmental Protection Agency's (EPA) Ambient Water Quality Criteria (AWQC). Currently, no similar criteria have been established for sediment. These discharge locations are within the lateral boundaries of the groundwater plume and known fill area at MSA.

Results of the sediment sampling and analyses indicate that:

- the highest concentrations of chlorinated compounds known to be associated with groundwater at MSA were detected in FMC sediments adjacent to the site
- the highest concentrations of metals were typically found at background locations
- the highest concentrations of PAHs were found in Gar Gut

Several metal concentrations in surface water exceeded EPA AWQC. Concentrations of these metals were consistent throughout FMC and do not appear associated with known contaminant sources, nor do they appear to represent a high level of potential risk. Most metals appear to be in dissolved form and not adsorbed to material suspended in the water column.

Sediment concentrations of several metals and PAHs exceeded screening levels throughout the FMC system, including on-site and background sampling locations. The detected levels do not appear to represent a high level of potential risk. Evaluation of these contaminant concentrations in all samples shows mean concentrations that typically exceed the screening levels. This contamination appears associated with typical sources in an active water body such as FMC, including metals from marine paints, PAHs from boat exhausts and oil discharge, as well as runoff from land sources. Only Gar Gut demonstrated impacts possibly not associated with these typical types of FMC contaminant sources, which may represent a separate source.

Gar Gut was found to have localized elevated concentrations of VOCs, PAHs, and metals in surface water and elevated concentrations of PAHs and polychlorinated biphenyls (PCBs) in sediment. The types and concentrations of contaminants found at this location have a different chemical signature from contamination found at other locations (e.g., east of MSA) and in the fill area, indicating the possible presence of a unique source. Overall, contaminant concentrations in FMC sediment do not appear to represent a high level of potential risk to human health or the environment.

Map Document: (K:\GProject\MartinStateAirport-LMC\MapDocs\MXD\Maps\MiddleRiver_MartinStateAirport_LocationMap.mxd) 12/4/2008

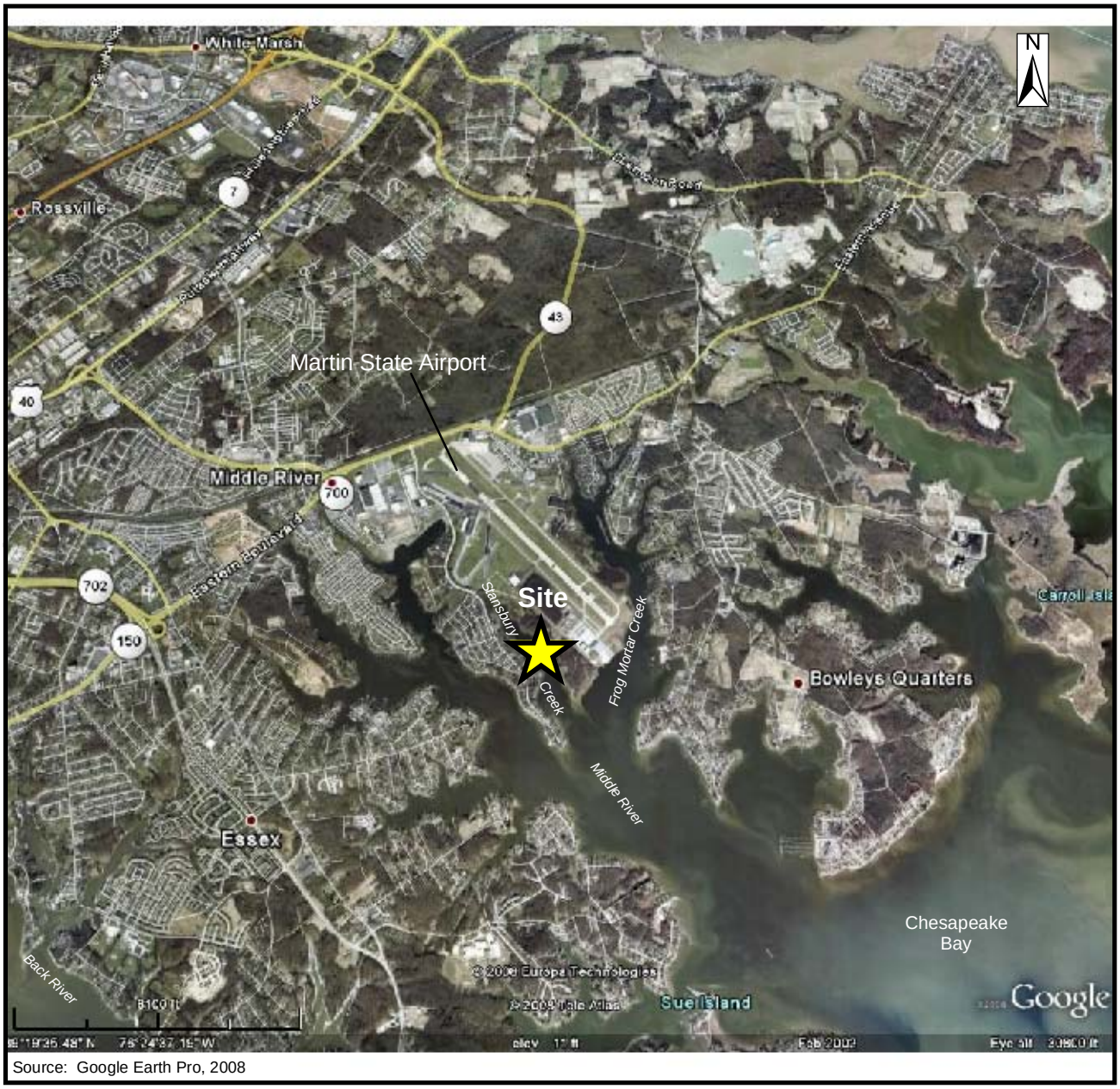

Source: Google Earth Pro, 2008

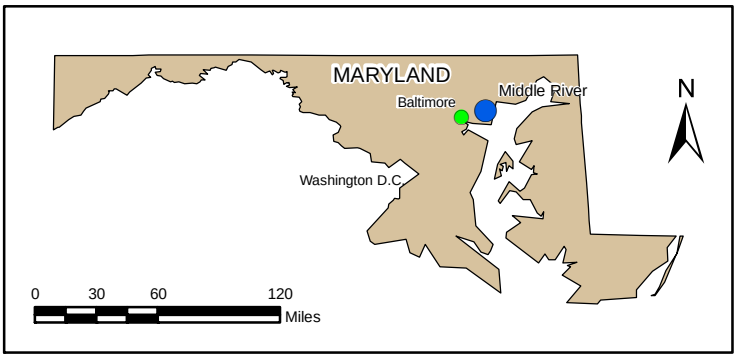

Figure 2-1

Site Location Map

Martin State Airport
Middle River, Maryland

DATE MODIFIED:	CREATED BY:
12/4/09	MP

Tetra Tech, Inc.

Section 3
Investigation Approach and Methodology

Stansbury Creek sediments west of the MSA were sampled. Sampling focused on areas most likely to have been affected by site activities and on any visually discernable features (i.e., current and former outfalls), as described below. Sampling aimed to identify and characterize the nature and extent of possible contamination in Stansbury Creek sediments from current and past MSA activities.

Martin State Airport encompasses 47 drainage areas in three watersheds, forming a total drainage area of approximately 700 acres. Airport drainage areas range in size from seven acres to more than 170 acres. A variety of owner-occupied and commercial-tenant hangars and buildings are located within several drainage areas.

Stansbury Creek receives drainage from three outfalls: 07, 12, and 06. Outfall 07 has a drainage area of 30 acres and receives drainage from runway access, parking, commercial-tenant buildings, private-tenant hangars, and a wetland mitigation site. The drainage area also includes grassy surfaces along Wilson Point and Strawberry Point Roads. Impervious areas include taxi lanes and aircraft and vehicle parking areas. The airport's wetland-mitigation site and bordering vegetated areas cover this drainage area. Outfall 07 is at the exit of an existing 24-inch storm-drain system.

Outfall 12 receives drainage from pervious and impervious areas, including: fueling areas, parking, vehicle/equipment maintenance, vehicle washing area, de-icing operations, chemical storage, the runway and taxiways, taxi lanes, runway access, airport rescue and firefighting, Maryland Air National Guard (MANG) facilities/buildings, commercial-tenant buildings, private-tenant hangars, and two storm-water-management water-quality basins covering 172 acres. The impervious areas include taxi lanes, runways, and aircraft and vehicle parking areas. The two storm-water-management water-quality basins collect drainage from the watershed drainage areas

and outfalls into Stansbury Creek. The water is conveyed via Outfall 12 at the exit of the 4.5-foot (ft.) × 4.5-ft. box culvert downstream of the water-quality basin.

Outfall 06 receives drainage from pervious and impervious areas, including: vehicle/equipment maintenance, de-icing operations, chemical-waste storage, taxiways and runway access, parking, maintenance and auto shop, private-tenant hangars, and storage piles of soil, asphalt millings, and stone, covering 85 acres. The area includes grassy surfaces along Strawberry Point Road and between parking areas and dense tree zones. The impervious areas include portions of the Strawberry Point Road, Taxiway S, and aircraft and vehicle parking areas. Additional areas include airport maintenance service, storage buildings, private hangars, and a fuel farm. Monitoring for Outfall 06 is at the exit of an existing storm-drain system discharging into Stansbury Creek. Figure 3-1 presents the site conceptual model.

Facility outfalls are monitored monthly to ensure that no oily discharges to surface water occur. Secondary containment drains are also routinely inspected and emptied of storm water. All storm-water runoff originating from Martin State Airport discharges to outfall areas, as specified in the facility's General National Pollutant Discharge Elimination System (NPDES) Permit No. MDR 05501, General Discharge Permit No. 05-SF-5501. The permit's effective date is November 12, 2004 and its expiration date is November 12, 2009. MDE has extended the permit administratively, so the current permit remains in effect until they issue a new general permit.

The site's general industrial permit carries no monitoring requirements. However, limited monitoring is performed as part of the Municipal Separate Storm-Sewer System (MS4) permit required for the Illicit Discharge Detection and Elimination (IDDE) program. This limited monitoring includes laboratory analysis for ammonia, dissolved oxygen, surfactants, fecal coliform, potassium, water temperature, conductivity, pH, and fluoride concentrations in monitored outfalls during annual inspections. Visual inspections are routinely performed and annual reports are generated for MDE submittals. The facility's NPDES permit and 2009 IDDE report are included in Appendix D.

Before sampling sediments, Tetra Tech personnel reviewed the site-specific *Health and Safety Plan* (HASP) and "Safe Work Permits" included in the HASP. Tetra Tech conducted daily mandatory health and safety tailgate meetings. The Tetra Tech site health and safety officer documented and retained records of pertinent topics discussed and personnel in attendance.

3.1 SEDIMENT-SAMPLING APPROACH

Twelve locations adjacent to the MSA were selected for sediment sampling to characterize Stansbury Creek sediments (SD-1 through SD-12 in Figure 3-2). These locations were selected based on visibly discernable features (i.e., current and former outfalls) and site knowledge so as to target areas most likely affected by site activities, and to provide sufficient coverage for differentiation of possible contaminant sources. Three additional sediment sampling locations were selected in Frog Mortar Creek (SD-13, SD-14, and SD-15; see Figure 3-2).

Location SD-13 (upstream of the confluence of Stansbury Creek with Frog Mortar Creek) was selected as an upgradient reference location. Locations SD-14 and SD-15 were selected to evaluate possible contributions by Stansbury Creek to nearby downgradient locations. Sediment data previously collected at seven locations in Frog Mortar Creek (Tetra Tech, 2009b) were also used to evaluate the Stansbury Creek sediment data (Figure 3-2). The seven Frog Mortar Creek samples, identified as FMC-30 through FMC-36 in the earlier report (Tetra Tech, 2009b), were collected at locations somewhat distant from and not believed affected by past or current MSA activities.

Table 3-1 presents the rationale for selection of each location where sediment was collected in 2009. Sediment samples were collected from three depths to provide data on the vertical extent of possible contamination. Specifically, samples were collected at the surface water/sediment interface (0–6 inches), one foot below the surface water/sediment interface (10–14 inches), and two feet below the surface-water/sediment interface (22–26 inches).

At sampling location SD-15, the Vibracore sampling gear encountered hard-packed sand and shells 17 inches below the surface water/sediment interface, and deeper penetration was not achieved despite repeated attempts (Appendix A). Thus, only two samples (one at 0-6 inches and one at 10-14 inches) were collected at SD-15. At the other 14 locations, samples were collected at three depths as planned. All samples were analyzed for VOCs, semi-volatile organic compounds (SVOC), PCBs, metals, and hexavalent chromium. Samples were also collected for quality-assurance purposes at a frequency of 10%, resulting in the collection and analysis of four duplicate samples.

3.2 SEDIMENT-SAMPLING METHODOLOGY

All sampling was performed in accordance with the work plan (Tetra Tech, 2009a). Sampling began on September 29, 2009 and was completed on October 1, 2009. Sampling was performed during periods of both rising and falling tides (Table 3-2). All sampling locations were accessed by use of a small drilling barge provided by Normandeau Associates of Stowe, Pennsylvania. The barge was allowed to stabilize before sampling was performed and field-data were collected. Once stable, a handheld global positioning system receiver was used to determine the position of each sampling location, using the Maryland State Plane Coordinate Universal Transverse Mercator Zone 18 and the information recorded on field data-sheets (Appendix A). All sediment samples were collected in four-inch stainless-steel Vibracore sampling-tubes fitted with acetate liners that were advanced mechanically through the use of a vibrating head.

All samples were transported to shore for processing. A temporary sample-processing station was established in the Long Beach Marina, on the east side of Frog Mortar Creek opposite the airport. Upon sample retrieval, the initial sample volume was placed in the VOC-sample container until no headspace remained. The remaining sample volume was then homogenized and placed in the other pre-cleaned sample containers supplied by the analytical laboratory. The sediment samples were visually characterized for lithology, color, sorting, grain size, and other pertinent characteristics. All information was recorded on field data-sheets (Appendix A).

All reusable stainless-steel sampling equipment (trowels and bowls) was decontaminated between sampling locations as follows:

- Loose sediment was brushed off with a bristle brush
- Equipment was then washed in a non-phosphate detergent solution using plastic scrub brushes
- The equipment was then rinsed with distilled water and allowed to air dry

Investigation-derived waste (IDW) consisting of equipment rinse water and residual sample-cores was contained in a 55-gallon drum and stored at the Lockheed Martin-designated central-staging area at Martin State Airport. IDW was handled in accordance with Lockheed Martin procedure EROP-03. One partially filled drum of IDW was accumulated and appropriately labeled and

logged on a drum-inventory form. The IDW has been characterized and will be disposed of as non-hazardous waste, in accordance with applicable state and federal regulations.

3.3 LABORATORY ANALYSES

All sediment samples collected were analyzed for VOCs using EPA "Method 8260B," for SVOCs using EPA "Method 8270C," for metals using EPA "Method 6020/7471A," for hexavalent chromium using EPA "Method 7196A," and for PCBs using EPA "Method 8082." Trip blanks were also analyzed for VOCs. Samples were analyzed within the standard turnaround time for their respective analyses. Samples were submitted for analysis to TestAmerica Laboratories in Pittsburgh, Pennsylvania. TestAmerica is accredited for the analyses performed as part of this investigation.

Samples submitted to the laboratory were identified with an "SD" prefix, identifying the sample medium as sediment, followed by a two-digit numeral to identify the sampling location, followed by an indication of the depth interval: "SS" for surface sediment (0–6 inches), "01" for one foot below the surface-water/sediment interface, and "02" for two feet below the surface-water/sediment interface. For example, SD-10-SS would identify a surface-sediment sample collected at location 10, and SD-10-02 would identify a two-foot-interval sample at location 10.

Proper sample-handling custody procedures were followed throughout all phases of sample collection and handling. Sample handling includes the transport of sediment cores from the water to land for processing, considerations concerning the selection of sample containers, preservatives, allowable holding times, and analyses requested. Appropriate chain-of-custody-forms (COCs) protocol was used; copies of the completed COCs are included in Appendix A. Samples were released under signature to personnel from TestAmerica's satellite office in Baltimore, Maryland for shipment to the laboratory. All coolers used to ship collected samples were sealed with strapping tape and a tamper-proof custody seal.

Table 3-1
Sediment-Sampling Locations and Rationale for Sampling
Stansbury Creek, Martin State Airport
Middle River, Maryland

Location ID number[(1)]	Primary sampling rationale
SD-1	Obtain vertical sediment characteristics and potential impacts if any from NPDES Outfall 7
SD-2	Obtain vertical sediment characteristics and potential impacts if any from NPDES Outfall 12
SD-3	Obtain vertical sediment characteristics and potential impacts if any from non-NPDES outfall
SD-4	Obtain vertical sediment characteristics south of Outfalls 7 and 12
SD-5	Obtain vertical and horizontal data southeast of SD-4
SD-6	Obtain vertical and horizontal data southeast of SD-5
SD-7	Obtain vertical and horizontal data east of SD-6 at the widest point of Stansbury Creek
SD-8	Obtain vertical and horizontal data southeast of SD-7 at the widest point of Stansbury Creek and influence from NPDES Outfall 6
SD-9	Obtain vertical and horizontal data southwest of SD-8 just north of where Stansbury Creek narrows near Strawberry Point
SD-10	Obtain vertical and horizontal data southeast of SD-9 just south of where Stansbury Creek narrows near Strawberry Point
SD-11	Obtain vertical and horizontal data approximately south of SD-10 in the center of Stansbury Creek adjacent to the terminus of Strawberry Point
SD-12	Obtain vertical and horizontal data southeast of SD-11 where Stansbury Creek narrows before converging with Frog Mortar Creek flowing from the northeast
SD-13	Obtain vertical and horizontal data as an upgradient location in Frog Mortar Creek and influence for NPDES Outfall 13
SD-14	Obtain vertical and horizontal data as a downgradient location at the confluence of Frog Mortar Creek and Stansbury Creek
SD-15	Obtain vertical and horizontal data as a downgradient location at the confluence of Frog Mortar Creek, Stansbury Creek and Middle River

[(1)] A detailed description of the outfalls is presented in Section 3.

Table 3-2

Tidal Range During Sampling
Stansbury Creek, Martin State Airport
Middle River, Maryland

Time	Tide height	Tide
September 29, 2009		
04:47 A.M. EDT	1.77 feet	high tide
11:38 A.M. EDT	0.76 feet	low tide
04:50 P.M. EDT	1.41 feet	high tide
10:48 P.M. EDT	0.62 feet	low tide
September 30, 2009		
05:31 A.M. EDT	1.76 feet	high tide
12:11 P.M. EDT	0.69 feet	low tide
05:44 P.M. EDT	1.49 feet	high tide
11:45 P.M. EDT	0.63 feet	low tide
October 1, 2009		
06:09 A.M. EDT	1.74 feet	high tide
12:42 P.M. EDT	0.60 feet	low tide
06:32 P.M. EDT	1.58 feet	high tide

Source: National Oceanic and Atmospheric Administration gauge at Bowley's Bar

FIGURE 3-1
CONCEPTUAL SITE MODEL
STANSBURY CREEK
MARTIN STATE AIRPORT
MIDDLE RIVER, MARYLAND

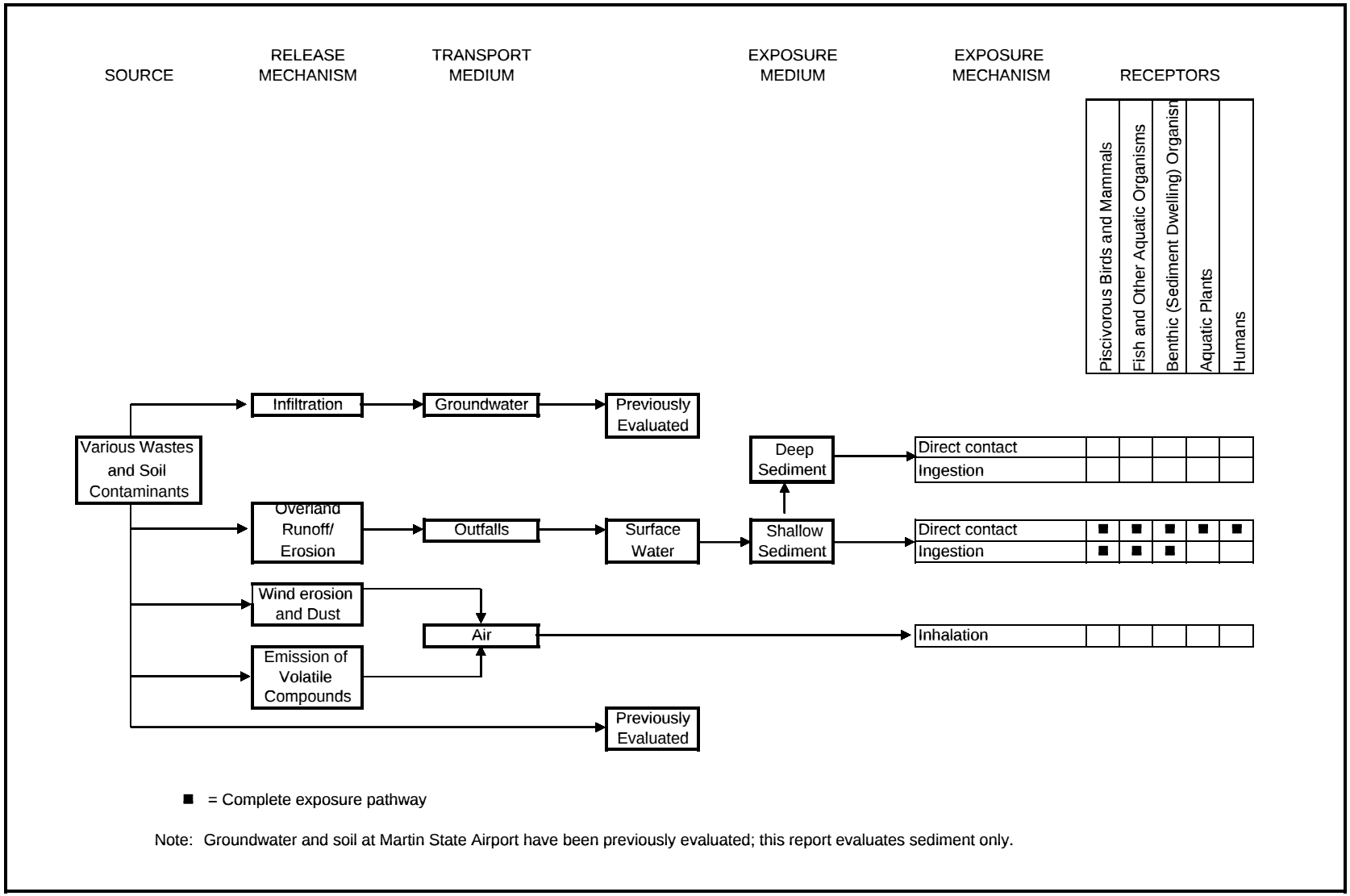

Note: Groundwater and soil at Martin State Airport have been previously evaluated; this report evaluates sediment only.

Map Document: (K:\GProject\MartinStateAirport-LMC\MapDocs\MXD\Maps\Stansbury Creek Outfalls_052610.mxd)
5/26/2010 -- 11:14:17 AM



Tetra Tech NUS, Inc

SEDIMENT SAMPLING LOCATIONS
SEPTEMBER-OCTOBER 2009
STANSBURY CREEK
MARTIN STATE AIRPORT
MIDDLE RIVER, MARYLAND

SCALE	
AS NOTED	
FILE	
Stansbury Creek Outfalls_052610.mxd	
REV	DATE
0	5/26/10
FIGURE NUMBER	
3-2	

Section 4
Investigation Results

4.1 ANALYTICAL RESULTS

Evaluation of sediment sampling analytical data focused on potential spatial relationships between the outfall locations flowing into Stansbury Creek and sampling locations. The results were also examined for similarities or differences between samples collected on-site (i.e., adjacent to MSA) and those collected from the background/reference locations. All sampling data were fully validated in accordance with EPA Region III protocols. Appendix B provides the analytical results. The data-validation report is presented in Appendix C.

To evaluate the potential for risk to human health, sediment concentrations were compared to EPA Regional Screening Levels for soil (EPA, 2009; Appendix E). The screening levels are conservative chemical-specific concentrations for individual contaminants in soil that, if exceeded, may warrant further investigation. In the absence of sediment-specific screening values, the EPA residential screening values for soil were multiplied by 10 to account for the rare (rather than common) direct contact with sediment by humans, and to account for expected dilution through erosion and runoff. The values in the table were also adjusted to correspond to an incremental lifetime excess-cancer risk of 1×10^{-5} in accordance with MDE's Voluntary Cleanup Program (VCP) and a target hazard quotient of 0.1 to account for possible additive effects among non-carcinogenic chemicals.

To evaluate the potential for ecological risk, sediment concentrations were compared to consensus-based sediment-quality guidelines for freshwater ecosystems (MacDonald, 2000). The Probable-Effects Concentration (PEC) screening guideline represents the concentration of an individual contaminant in sediment above which toxicity is frequently observed. If the probable effects concentration is exceeded, further investigation may be warranted. PECs were not available for all detected analytes. In their absence, EPA Region III ecological screening values for freshwater sediment (EPA, 2006) were used.

4.2 SEDIMENT RESULTS

Table 4-1 compares the sediment data to human health screening levels. Table 4-2 compares the sediment data to ecological screening values. The sediment samples summarized in Tables 4-1 and 4-2 comprise a 48-sample data set composed of 42 samples collected from three depths at locations SD1 through SD14, two samples at SD-15 (see Section 3-1), and four duplicates. Table 4-3 provides summary statistics and compares the Stansbury Creek sediment data to reference (background) sediment data collected from three depths at each of seven locations in Frog Mortar Creek (see Section 3.1). The seven locations in Frog Mortar Creek represent locations not believed affected by past or current MSA activities. For brevity, the 21-sample Frog Mortar Creek data set is referred to as "background" samples in the remainder of this report.

Table 4-3 summarizes Frog Mortar background data (frequency of detection, range of detected values, range of detection limits in non-detect samples, and average (mean) values). Table 4-3 includes only analytes detected in both Stansbury Creek and Frog Mortar Creek. Some analytes detected in Stansbury Creek sediment were not detected in Frog Mortar background samples (Tables 4-1 and 4-2). In most cases, this was because the detection limits in the earlier Frog Mortar Creek study (Tetra Tech, 2009b) were slightly higher than in the Stansbury Creek sediment-sampling effort.

Concentrations of most metals detected in Stansbury Creek are within the range of background metal concentrations in Frog Mortar Creek (Tables 4-1 through 4-3). Metals detected in Stansbury Creek at concentrations exceeding human health or ecological screening levels were limited to arsenic, cadmium, and cobalt. Arsenic did not exceed the PEC (33 milligram per kilogram [mg/kg]) in any sample but exceeded the EPA screening value (3.9 mg/kg) in 28 of 44 samples. Arsenic concentrations, however, are similar to those in Frog Mortar Creek background samples, with a maximum of 13.3 mg/kg and average of 5.6 mg/kg in Stansbury Creek, compared to a maximum of 13.2 mg/kg and average of 7.6 mg/kg in Frog Mortar Creek (Table 4-3). Cadmium slightly exceeded the PEC (4.98 mg/kg) in one sample (SD-4-02, at 5 mg/kg), but did not exceed the EPA screening value (70 mg/kg) in any sample. Cadmium concentrations in Stansbury Creek are within the range of background values in Frog Mortar Creek (Table 4-3). Cobalt slightly exceeded the EPA screening value (23 mg/kg) in one sample (SD-11-SS at 23.5 mg/kg) but did not exceed the ecological screening value (50 mg/kg) in any sample. Cobalt was not detected in

Frog Mortar Creek background samples and was detected at low concentrations (12.0–15 mg/kg, Appendix B) in SD-13, upstream of the confluence of Stansbury Creek and Frog Mortar Creek (Figure 3-2).

Hexavalent chromium was analyzed for in only one Frog Mortar Creek background sample, where its concentration was 0.28 mg/kg. Hexavalent chromium concentrations in Stansbury Creek samples ranged from 0.12–0.59 mg/kg. No ecological screening values are available for hexavalent chromium, but all detected concentrations were less than the PEC (111 mg/kg) and EPA value (230 mg/kg) for total chromium.

Aroclor-1254 and Aroclor-1260 are the only PCBs detected in Stansbury Creek. All Aroclor concentrations were less than their sediment screening-levels (Tables 4-1 and 4-2). Concentrations in Stansbury Creek sediments are within the range of values in Frog Mortar Creek (Table 4-3). PCBs were produced commercially in the United States from 1929–1977. PCBs were used in a wide variety of applications, and are extremely persistent in the environment.

Seven VOCs were detected in Stansbury Creek sediment, generally at low concentrations (see Tables 4-1 and 4-2). Six of these VOCs (2-butanone, 4-methyl-2pentanone, carbon disulfide, cis-1,2-dichloroethene, methyl tert butyl ether, and trichloroethene) were not detected in Frog Mortar Creek background samples, but detection limits of these six VOCs in Frog Mortar Creek samples range from 7.6–17 µg/kg (Tetra Tech, 2009b), exceeding almost all detected values in Stansbury Creek. Toluene was infrequently detected in Frog Mortar Creek background samples and in Stansbury Creek samples, and at similar concentrations in both creeks (Table 4-3). Carbon disulfide exceeded the 0.851 µg/kg sediment screening-value in every sample where it was detected (0.88–30 µg/kg). All positive detections of carbon disulfide were "J-qualified" (i.e., estimated), except for the maximum concentration of 30 µg/kg.

Several SVOCs were detected in Stansbury Creek sediment; most were PAHs. Concentrations of PAHs in Stansbury Creek are within the range of Frog Mortar Creek values except at sampling location SD-02 and, to a lesser extent, SD-04 (Table 4-3 and Appendix B). SD-02 is adjacent to the MSA and NPDES Outfall 12, which drains the Strawberry Point roadway. SD-04 is located approximately 300 feet southwest of SD-02, in the center of Stansbury Creek. The highest PAH concentrations were found at sample SD-02-SS (surficial sediment). This location had the highest detected concentrations of 13 PAHs, as well as bis(2-ethylhexyl)phthalate, carbazole, and

dibenzofuran. The total PAH concentration in sample SD-02-SS (118,460 µg/kg) was greater than the PEC for total PAHs (22,800 µg/kg). PAH concentrations were much lower in the two deeper samples at SD-02, where total PAH values were well below the PEC (Appendix B). Total PAH concentrations in samples SD-04-SS (11,636 µg/kg), SD-04-01 (7,559 µg/kg), and SD-04-02 (17,073 µg/kg) were all less than the PEC for total PAHs (22,800 µg/kg). Other SVOCs were infrequently detected, or detected at low concentrations, or (like PAHs) tended to be highest at SD-02.

4.3 DISCUSSION AND CONCLUSIONS

Concentrations of most metals detected in Stansbury Creek are within the range of metal concentrations previously reported in Frog Mortar Creek. Metals detected in Stansbury Creek at concentrations exceeding human health or ecological criteria are limited to arsenic, cadmium, and cobalt. Arsenic and cadmium concentrations in Stansbury Creek, however, are within the range of background values in Frog Mortar Creek. Cobalt slightly exceeded the EPA screening value (23 mg/kg) in one sample (SD-11-SS, at 23.5 mg/kg) but did not exceed the ecological screening value (50 mg/kg) in any sample. Cobalt was not detected in Frog Mortar Creek background samples. Its single exceedance, by a very slight magnitude of exceedance (23.5 mg/kg compared to a criterion of 23 mg/kg), indicates minor or negligible cobalt-related risk. Since the Stansbury Creek hexavalent chromium concentrations are similar to (or only very slightly greater than) Frog Mortar Creek background concentrations, and since *total* chromium concentrations in Stansbury Creek are within the range of Frog Mortar Creek background values, site-related potential risk from chromium is negligible.

VOCs were detected at low concentrations in Stansbury Creek sediment. Only carbon disulfide was found at concentrations exceeding its screening level. All but one carbon disulfide result was J-qualified (estimated). Carbon disulfide occurs naturally in sediments as a natural product of anaerobic biodegradation. Being volatile, carbon disulfide has a short half-life in aquatic systems and is not expected to persist in the environment, nor does it appear to pose significant risks to human health or the environment.

Aroclor-1254 and Aroclor -1260 are the only PCBs detected in Stansbury Creek. All Aroclor concentrations were less than their sediment screening-levels, and concentrations in Stansbury

Creek are within the range of values in Frog Mortar Creek. Thus, PCBs in Stansbury Creek sediment do not pose site-related risks to human health or the environment.

The highest PAH concentrations are in surface sediment at sampling location SD-02. Sampling location SD-2 is at the mouth of an outfall, which drains the Strawberry Point roadway serving the hangers and police operations. Total PAH concentrations at sediment depths of one and two feet at this location were less than the PEC, as were total PAHs at all three depths at location SD-04, about 300 feet to the southeast. PAH concentrations in other Stansbury Creek samples are within the range of background concentrations in Frog Mortar Creek. Thus, potential site-related impacts are limited to a small area around the outfall near SD-02. Potential human exposure to sediment at SD-02 is expected to be minimal, and regulatorily unacceptable risk is unlikely, based on the concentrations present and the limited potential for exposure.

Elevated concentrations of PAHs are not uncommon in urban areas. The heavily urbanized and industrialized Baltimore Harbor/Patapsco River/Back River near Middle River has been the site of numerous sediment studies. In 1996, surficial sediments were collected at 80 sites throughout the subestuarine system, including historically under-sampled creeks and embayments. The samples were analyzed for a suite of hydrophobic organic contaminants, including 32 PAHs. Total PAH concentrations ranged from 90–46,200 µg/kg (Ashley, 1999). PAHs were quantified in sediment from eight sites in Baltimore Harbor in August of 2004. Concentrations of total PAH (42 total) ranged from 3,000-20,000 µg/kg dry (Klosterhaus et al., 2005). Total PAH values in Stansbury Creek sediment are within these ranges except for the surficial sample at SD-02, where the total PAH concentration was 118,460 µg/kg.

Storm water runoff is probably the largest chronic contributor of background PAHs to urban sediments. During storms, rainfall washes PAH (and other pollutant) sources from the entire catchment basin and discharges this pollution at point sources such as storm water outfalls along urban waterways. Studies of particles in runoff from parking lots with coal-tar emulsion seal-coat have shown mean PAH concentrations of 3,500,000 µg/kg (Mahler et al., 2005). Sources such as these have contaminated waterways for decades, and are often significant sources of background PAHs detected in urban sediments.

SD-02, where PAHs were elevated in the surface-sediment sample but not in the two deeper samples at the same location, is near NPDES Outfall 13. Total PAH concentrations in the

surface-sediment sample at SD-02 exceed a value above which toxicity is frequently observed in sediment invertebrates. Potential PAH risks at SD-02, however, are limited primarily to sediment invertebrates. Fish and many other aquatic organisms rapidly metabolize and excrete PAHs, reducing the likelihood of toxicity. Furthermore, PAHs show little tendency for bioaccumulation or biomagnification (Eisler, 2000), and the potential toxicity of PAHs via bioaccumulation in the food web is generally negligible unless PAHs are present at extremely high concentrations (i.e., percent levels: [10,000,000 µg/kg]) in sediment. The Stansbury Creek sediment data, with the above factors in mind, suggest that potential risks to sediment invertebrates from PAHs in sediment are limited in spatial extent to the vicinity of location SD-02. This area is small and well bounded by other samples exhibiting lower PAH concentrations within background concentrations. Possible risks near SD-02 are limited to sediment invertebrates and do not apply to higher-level organisms in the food web.

TABLE 4-1

SUMMARY OF SEDIMENT DATA COMPARED TO HUMAN HEALTH SCREENING VALUES
STANSBURY CREEK, MARTIN STATE AIRPORT
MIDDLE RIVER, MARYLAND

Chemical	Frequency of Detection		Detected Concentrations		Mean of all Samples	Sample of Maximum Detected Concentration	U.S. EPA RSLs[1]	Mean Background Value
	Number	Percent	Minimum	Maximum				
VOLATILES (ug/kg)								
2-BUTANONE	40/48	83%	1.8 J	43 J	10.1	SD-09-01	28,000,000 N	ND
4-METHYL-2-PENTANONE	1/48	2%	1.6 J	1.6 J	0.616	SD-13-SS	5,300,000 N	ND
CARBON DISULFIDE	23/48	48%	0.88 J	30	2.47	SD-02-02	820,000 N	ND
CIS-1,2-DICHLOROETHENE	3/48	6%	0.71 J	2.7 J	0.508	SD-02-02	780,000 N	ND
METHYL TERT-BUTYL ETHER	1/48	2%	1.4 J	1.4 J	0.490	SD-13-01	4,300,000 C	ND
TOLUENE	3/48	6%	0.41 J	5.2 J	0.422	SD-02-SS	5,000,000 N	6.7
TRICHLOROETHENE	2/48	4%	0.95 J	3.2 J	0.537	SD-02-02	280,000 C	ND
SEMIVOLATILES (ug/kg)								
1,2-DICHLOROBENZENE	3/48	6%	15 J	54 J	15.2	SD-4-02	1,900,000 N	ND
1,4-DIOXANE	7/48	15%	120 J	470	57.1	SD-09-01	4,400,000 C	ND
1-METHYLNAPHTHALENE	1/48	2%	36 J	36 J	11.7	SD-11-01	2,200,000 C	ND
2-METHYLNAPHTHALENE	8/48	17%	39 J	110 J	22.3	SD-11-01	310,000 N	ND
4-BROMOPHENYL PHENYL ETHER	1/48	2%	220 J	220 J	20.2	SD-08-02	NA	ND
ACENAPHTHENE	1/48	2%	490	490	21.9	SD-02-SS	3,400,000 N	200
ACENAPHTHYLENE	13/48	27%	36 J	77 J	23.7	SD-11-01	3,400,000 N[2]	92.1
ANTHRACENE	18/48	38%	31 J	3,100	104	SD-02-SS	17,000,000 N	281
BENZO(A)ANTHRACENE	20/48	42%	21 J	13,000	402	SD-02-SS	15,000 C	217
BENZO(A)PYRENE	18/48	38%	42 J	7,500	274	SD-02-SS	1500 C	343
BENZO(B)FLUORANTHENE	22/48	46%	18 J	13,000	476	SD-02-SS	15,000 C	354
BENZO(G,H,I)PERYLENE	18/48	38%	12 J	3,200	140	SD-02-SS	1,700,000 N[3]	359
BENZO(K)FLUORANTHENE	3/48	6%	42 J	87 J	18.8	SD-09-SS	150,000 C	110
BENZOIC ACID	12/48	25%	63 J	4,900	175	SD-07-01	240,000,000 N	ND
BIS(2-ETHYLHEXYL)PHTHALATE	22/48	46%	22 J	640 J	102	SD-02-SS	3,500,000 C	ND
BUTYL BENZYL PHTHALATE	8/48	17%	19 J	73 J	30.4	SD-13-01	26,000,000 C	ND
CARBAZOLE	2/48	4%	60 J	1,300	37.6	SD-02-SS	NA	ND
CHRYSENE	19/48	40%	17 J	13,000	403	SD-02-SS	1,500,000 C	253
DIBENZO(A,H)ANTHRACENE	6/48	13%	17 J	1,200	59.0	SD-02-SS	1500 C	133
DIBENZOFURAN	2/48	4%	22 J	230 J	17.3	SD-02-SS	78,000 N	ND
DIETHYL PHTHALATE	9/48	19%	14 J	120 J	28.4	SD-10-SS	49,000,000 N	ND
DI-N-BUTYL PHTHALATE	2/48	4%	19 J	97 J	22.7	SD-14-SS	6,100,000 N	ND
DI-N-OCTYL PHTHALATE	2/48	4%	280 J	400 J	23.4	SD-11-01	NA	ND
FLUORANTHENE	31/48	65%	8.3 J	27,000	843	SD-02-SS	2,300,000 N	483
FLUORENE	2/48	4%	37 J	670	25.5	SD-02-SS	2,300,000 N	410
INDENO(1,2,3-CD)PYRENE	18/48	38%	11 J	3,300	132	SD-02-SS	15,000 C	305
NAPHTHALENE	17/48	35%	35 J	300	71.4	SD-11-01	360,000 C	65.9
PHENANTHRENE	14/48	29%	10 J	12,000	308	SD-02-SS	1,700,000 N[3]	142
PYRENE	27/48	56%	22 J	21,000	690	SD-02-SS	1,700,000 N	334

TABLE 4-1

SUMMARY OF SEDIMENT DATA COMPARED TO HUMAN HEALTH SCREENING VALUES
STANSBURY CREEK, MARTIN STATE AIRPORT
MIDDLE RIVER, MARYLAND

Chemical	Frequency of Detection		Detected Concentrations		Mean of all Samples	Sample of Maximum Detected Concentration	U.S. EPA RSLs[(1)]	Mean Background Value
	Number	Percent	Minimum	Maximum				
TOTAL METALS (mg/kg)								
ANTIMONY	10/48	21%	0.38 L	1.9 L	0.227	SD-4-SS	31 N	0.374
ARSENIC	48/48	100%	0.3 J	13.3 J	5.65	SD-11-SS	39 C	7.59
BARIUM	48/48	100%	2.1	46.5	21.1	SD-4-01	15,000 N	ND
BERYLLIUM	48/48	100%	0.03	4.4	1.22	SD-01-01	160 N	1.64
CADMIUM	48/48	100%	0.01 K	5	1.28	SD-4-02	70 N	4.40
CHROMIUM	48/48	100%	2.9 K	88.5	29.5	SD-05-SS	120,000 N[(4)]	82.2
COBALT	48/48	100%	0.7	23.5	11.0	SD-11-SS	23 N	ND
COPPER	48/48	100%	1.6	97.2 L	26.1	SD-4-SS	3,100 N	118
LEAD	48/48	100%	1.7	114	32.6	SD-11-SS	400	67.5
MERCURY	31/48	65%	0.021 L	0.43	0.110	SD-11-SS	23 N[(5)]	0.315
MOLYBDENUM	44/48	92%	0.48	3.8 J	1.63	SD-02-02	390 N	ND
NICKEL	48/48	100%	0.99	37.9	17.1	SD-11-SS	1,500 N	25.4
SELENIUM	41/48	85%	0.18 K	1.9 K	0.822	SD-11-01	390 N	1.93
SILVER	47/48	98%	0.006 K	1	0.245	SD-11-SS	390 N	0.339
THALLIUM	48/48	100%	0.014 K	0.27 K	0.119	SD-4-02	NA	0.187
VANADIUM	48/48	100%	1.4	53.7	27.0	SD-4-02	390 N	ND
ZINC	48/48	100%	4.3	312	99.8	SD-4-02	23,000 N	167
PESTICIDES/PCBs (ug/kg)								
AROCLOR-1254	11/48	23%	39	100 J	19.1	SD-09-01, SD-11-SS	22,000 C	58.3
AROCLOR-1260	13/48	27%	18 J	88	13.3	SD-4-02	22,000 C	71.5
MISCELLANEOUS (MG/KG)								
HEXAVALENT CHROMIUM	8/48	17%	0.12	0.59	0.149	SD-06-01	2.9 C	0.28

Footnotes:

Mean concentrations were calculated using one-half the sample quantitation limit for non-detects.

1 - Value represents the risk based screening level (EPA, 2009) multiplied by a factor of 10 for anticipated reduced exposure to sediment. The screening level for non-carcinogens (N) is divided by 10 to correspond to a target hazard quotient of 0.1; screening levels for carcinogens (C) represent an incremental cancer risk of 1.0E-5 (EPA, 2009).

2 - Value is for acenaphthene.

3 - Value is for pyrene.

4 - Value is for trivalent chromium.

5 - Value is for mercury, inorganic salts.

C = Carcinogenic.

N = Noncarcinogenic.

ND = Not detected in background samples from six locations in Frog Mortar Creek.

NA = Toxicity critieria not available.

TABLE 4-2

SUMMARY OF SEDIMENT DATA COMPARED TO ECOLOGICAL SCREENING VALUES
STANSBURY CREEK, MARTIN STATE AIRPORT
MIDDLE RIVER, MARYLAND

Chemical	Frequency of Detection		Detected Concentrations		Mean of all Samples[(a)]	Sample of Maximum Detected Concentration	Ecological Screening Value[(b)]	Mean Background Value
	Number	Percent	Minimum	Maximum				
VOLATILES (ug/kg)								
2-BUTANONE	40/48	83%	1.8 J	43 J	10.1	SD-09-01	NA	ND
4-METHYL-2-PENTANONE	1/48	2%	1.6 J	1.6 J	0.616	SD-13-SS	NA	ND
CARBON DISULFIDE	23/48	48%	0.88 J	30	2.47	SD-02-02	0.851	ND
CIS-1,2-DICHLOROETHENE	3/48	6%	0.71 J	2.7 J	0.508	SD-02-02	NA	ND
METHYL TERT-BUTYL ETHER	1/48	2%	1.4 J	1.4 J	0.490	SD-13-01	NA	ND
TOLUENE	3/48	6%	0.41 J	5.2 J	0.422	SD-02-SS	NA	6.7
TRICHLOROETHENE	2/48	4%	0.95 J	3.2 J	0.537	SD-02-02	96.9	ND
SEMIVOLATILES (ug/kg)								
1,2-DICHLOROBENZENE	3/48	6%	15 J	54 J	15.2	SD-4-02	NA	ND
1,4-DIOXANE	7/48	15%	120 J	470	57.1	SD-09-01	NA	ND
1-METHYLNAPHTHALENE	1/48	2%	36 J	36 J	11.7	SD-11-01	NA	ND
2-METHYLNAPHTHALENE	8/48	17%	39 J	110 J	22.3	SD-11-01	NA	ND
4-BROMOPHENYL PHENYL ETHER	1/48	2%	220 J	220 J	20.2	SD-08-02	1230	ND
ACENAPHTHENE	1/48	2%	490	490	21.9	SD-02-SS	6.7	200
ACENAPHTHYLENE	13/48	27%	36 J	77 J	23.7	SD-11-01	5.9	92.1
ANTHRACENE	18/48	38%	31 J	3100	104	SD-02-SS	845	281
BENZO(A)ANTHRACENE	20/48	42%	21 J	13000	402	SD-02-SS	1050	217
BENZO(A)PYRENE	18/48	38%	42 J	7500	274	SD-02-SS	1450	343
BENZO(B)FLUORANTHENE	22/48	46%	18 J	13000	476	SD-02-SS	NA	354
BENZO(G,H,I)PERYLENE	18/48	38%	12 J	3200	140	SD-02-SS	170	359
BENZO(K)FLUORANTHENE	3/48	6%	42 J	87 J	18.8	SD-09-SS	240	110
BENZOIC ACID	12/48	25%	63 J	4900	175	SD-07-01	650	ND
BIS(2-ETHYLHEXYL)PHTHALATE	22/48	46%	22 J	640 J	102	SD-02-SS	180	ND
BUTYL BENZYL PHTHALATE	8/48	17%	19 J	73 J	30.4	SD-13-01	10900	ND
CARBAZOLE	2/48	4%	60 J	1300	37.6	SD-02-SS	NA	ND
CHRYSENE	19/48	40%	17 J	13000	403	SD-02-SS	1290	253
DIBENZO(A,H)ANTHRACENE	6/48	13%	17 J	1200	59.0	SD-02-SS	33	133
DIBENZOFURAN	2/48	4%	22 J	230 J	17.3	SD-02-SS	415	ND
DIETHYL PHTHALATE	9/48	19%	14 J	120 J	28.4	SD-10-SS	603	ND
DI-N-BUTYL PHTHALATE	2/48	4%	19 J	97 J	22.7	SD-14-SS	6470	ND
DI-N-OCTYL PHTHALATE	2/48	4%	280 J	400 J	23.4	SD-11-01	NA	ND
FLUORANTHENE	31/48	65%	8.3 J	27000	843	SD-02-SS	2230	483
FLUORENE	2/48	4%	37 J	670	25.5	SD-02-SS	536	410

TABLE 4-2

SUMMARY OF SEDIMENT DATA COMPARED TO ECOLOGICAL SCREENING VALUES
STANSBURY CREEK, MARTIN STATE AIRPORT
MIDDLE RIVER, MARYLAND
PAGE 2 OF 2

Chemical	Frequency of Detection		Detected Concentrations		Mean of all Samples[(a)]	Sample of Maximum Detected Concentration	Ecological Screening Value[(b)]	Mean Background Value
	Number	Percent	Minimum	Maximum				
INDENO(1,2,3-CD)PYRENE	18/48	38%	11 J	3300	132	SD-02-SS	17	305
NAPHTHALENE	17/48	35%	35 J	300	71.4	SD-11-01	561	65.9
PHENANTHRENE	14/48	29%	10 J	12000	308	SD-02-SS	1170	142
PYRENE	27/48	56%	22 J	21000	690	SD-02-SS	1520	334
TOTAL METALS (mg/kg)								
ANTIMONY	10/48	21%	0.38 L	1.9 L	0.227	SD-4-SS	2	0.374
ARSENIC	48/48	100%	0.3 J	13.3 J	5.65	SD-11-SS	33	7.59
BARIUM	48/48	100%	2.1	46.5	21.1	SD-4-01	NA	ND
BERYLLIUM	48/48	100%	0.03	4.4	1.22	SD-01-01	NA	1.64
CADMIUM	48/48	100%	0.01 K	5	1.28	SD-4-02	4.98	4.40
CHROMIUM	48/48	100%	2.9 K	88.5	29.5	SD-05-SS	111	82.2
COBALT	48/48	100%	0.7	23.5	11.0	SD-11-SS	50	ND
COPPER	48/48	100%	1.6	97.2 L	26.1	SD-4-SS	149	118
LEAD	48/48	100%	1.7	114	32.6	SD-11-SS	128	67.5
MERCURY	31/48	65%	0.021 L	0.43	0.110	SD-11-SS	1.06	0.315
MOLYBDENUM	44/48	92%	0.48	3.8 J	1.63	SD-02-02	NA	ND
NICKEL	48/48	100%	0.99	37.9	17.1	SD-11-SS	48.6	25.4
SELENIUM	41/48	85%	0.18 K	1.9 K	0.822	SD-11-01	2	1.93
SILVER	47/48	98%	0.006 K	1	0.245	SD-11-SS	1.0	0.339
THALLIUM	48/48	100%	0.014 K	0.27 K	0.119	SD-4-02	NA	0.187
VANADIUM	48/48	100%	1.4	53.7	27.0	SD-4-02	NA	ND
ZINC	48/48	100%	4.3	312	99.8	SD-4-02	459	167
PESTICIDES/PCBs (ug/kg)								
AROCLOR-1254	11/48	23%	39	100 J	19.1	SD-09-01, SD-11-SS	676	58.3
AROCLOR-1260	13/48	27%	18 J	88	13.3	SD-4-02	676	71.5
MISCELLANEOUS (MG/KG)								
HEXAVALENT CHROMIUM	8/48	17%	0.12	0.59	0.149	SD-06-01	NA	0.28

Footnotes:

Shading indicates the ecological screening value for that chemnical was exceeded in at least one sample.

(a) Mean concentrations were calculated using one-half the sample quantitation limit for non-detects.

(b) Consensus-based sediment-quality guidelines for freshwater ecosystems (MacDonald, 2000); if not available, EPA Region III ecological screening values for freshwater sediment (EPA, 2006) were used.

NA: Ecological screening value not available.

ND: Not detected in background samples from six locations in Frog Mortar Creek.

TABLE 4-3

SUMMARY OF STANSBURY CREEK SEDIMENT DATA AND BACKGROUND SEDIMENT DATA FROM FROG MORTAR CREEK MIDDLE RIVER, MARYLAND

Chemical	Stansbury Creek Sediment Data							Frog Mortar Creek Sediment Data[a]					
	Frequency of Detection	Mininum Non Detected	Maximum Non Detected	Mininum Detected	Maximum Detected	Sample of Maximum Detected	Mean of All Samples[b]	Frequency of Detection	Mininum Non Detected	Maximum Non Detected	Mininum Detected	Maximum Detected	Mean of All Samples[b]
TOTAL METALS (mg/kg)													
ANTIMONY	10/48	0.042	0.54	0.38 L	1.9 L	SD-4-SS	0.227	17/21	0.047	0.086	0.087 L	1.2 L	0.374
ARSENIC	48/48	-	-	0.3 J	13.3 J	SD-11-SS	5.65	21/21	-	-	1.6	13.2 J	7.59
BERYLLIUM	48/48	-	-	0.03	4.4	SD-01-01	1.22	21/21	-	-	0.23	2.6	1.64
CADMIUM	48/48	-	-	0.01 K	5	SD-4-02	1.28	21/21	-	-	0.12 J	25.1 J	4.40
CHROMIUM	48/48	-	-	2.9 K	88.5	SD-05-SS	29.5	21/21	-	-	13.6	342 K	82.2
HEXAVALENT CHROMIUM	8/48	0.11	0.32	0.12	0.59	SD-06-01	0.149	1/1	-	-	0.28 L	0.28 L	NA
COPPER	48/48	-	-	1.6	97.2 L	SD-4-SS	26.1	21/21	-	-	7.3	338	118
LEAD	48/48	-	-	1.7	114	SD-11-SS	32.6	21/21	-	-	6.1	215	67.5
MERCURY	31/48	0.0065	0.016	0.021 L	0.43	SD-11-SS	0.110	20/21	0.02	0.02	0.047 L	1.1 L	0.315
NICKEL	48/48	-	-	0.99	37.9	SD-11-SS	17.1	21/21	-	-	3.8	53	25.4
SELENIUM	41/48	0.032	0.21	0.18 K	1.9 K	SD-11-01	0.822	20/21	0.31	0.31	0.6	3.5	1.93
SILVER	47/48	0.0024	0.0024	0.006 K	1	SD-11-SS	0.245	21/21	-	-	0.011 J	1.6 J	0.339
THALLIUM	48/48	-	-	0.014 K	0.27 K	SD-4-02	0.119	21/21	-	-	0.035 J	0.3	0.187
ZINC	48/48	-	-	4.3	312	SD-4-02	99.8	21/21	-	-	17 J	398	167
VOLATILES (ug/kg)													
TOLUENE	3/48	0.32	0.89	0.41 J	5.2 J	SD-02-SS	0.422	1/21	6.3	23	7.6 J	7.6 J	6.70
PESTICIDES/PCBs (ug/kg)													
AROCLOR-1254	11/48	1.4	3.6	39	100 J	SD-09-01, SD-11-SS	19.1	10/21	30	56	21 J	260	58.3
AROCLOR-1260	13/48	1.4	3.6	18 J	88	SD-4-02	13.3	13/21	30	53	15 J	490	71.5
POLY AROMATIC HYDROCARBONS (ug/kg)													
ACENAPHTHENE	1/48	6.2	59	490	490	SD-02-SS	21.9	14/21	60	190	71	520	200
ACENAPHTHYLENE	13/48	7.7	73	36 J	77 J	SD-11-01	23.7	13/21	60	230	18 J	220	92.1
ANTHRACENE	18/48	6.8	64	31 J	3100	SD-02-SS	104	15/21	60	190	70 J	710	281
BENZO(A)ANTHRACENE	20/48	6.2	58	21 J	13000	SD-02-SS	402	14/21	60	230	45 J	600	217
BENZO(A)PYRENE	18/48	11	90	42 J	7500	SD-02-SS	274	17/21	60	190	95	860	343
BENZO(B)FLUORANTHENE	22/48	7.8	65	18 J	13000	SD-02-SS	476	16/21	60	230	50 J	1100	354
BENZO(G,H,I)PERYLENE	18/48	2.8	24	12 J	3200	SD-02-SS	140	15/21	60	190	120	970	359
BENZO(K)FLUORANTHENE	3/48	8.1	76	42 J	87 J	SD-09-SS	18.8	8/21	60	240	55	350	110
CHRYSENE	19/48	6.8	64	17 J	13000	SD-02-SS	403	14/21	18	230	46 J	750	253
DIBENZO(A,H)ANTHRACENE	6/48	8.5	80	17 J	1200	SD-02-SS	59.0	12/21	60	230	52	320	133
FLUORANTHENE	31/48	3.3	27	8.3 J	27000	SD-02-SS	843	18/21	94	190	71	1400	483
FLUORENE	2/48	5.8	55	37 J	670	SD-02-SS	25.5	14/21	22	190	150	1100	410
INDENO(1,2,3-CD)PYRENE	18/48	2.1	20	11 J	3300	SD-02-SS	132	14/21	60	230	120	810	305
NAPHTHALENE	17/48	5.6	53	35 J	300	SD-11-01	71.4	13/21	22	230	23 J	150	65.9
PHENANTHRENE	14/48	4.6	39	10 J	12000	SD-02-SS	308	17/21	60	190	32 J	430	142
PYRENE	27/48	10	86	22 J	21000	SD-02-SS	690	17/21	60	190	52 J	1100	334

Footnotes:

(a) Frog Mortar Creek background samples are described in Sections 3.1 and 4.2.

(b) Mean concentrations were calculated using 1/2 the sample quantitation limit for non-detects.

Section 5
Summary

Tetra Tech investigated sediment in Stansbury Creek in October 2009 to identify and characterize the nature and extent of possible contamination in Stansbury Creek sediments resulting from current and past MSA activities. The investigation focused on areas most likely to be affected by site activities based on the presence of discernable surface features, including current and former outfalls. Field activities included a combination of field-screening methods and off-site laboratory analysis of site-related contaminants. The analytical suite for sediment samples included all known site contaminants along with emerging chemicals previously identified at the MSA site.

VOCs, PCBs, metals, and PAHs were detected in Stansbury Creek. Sediment concentrations of one VOC, several metals, and PAHs exceed sediment-screening values. VOCs in Stansbury Creek sediment do not appear to pose significant risks to human health or the environment. Only one VOC (carbon disulfide) was found at concentrations above its screening level, but it is a naturally occurring compound commonly found in anaerobic sediments with a high volatility and short half-life.

Aroclor-1254 and Aroclor-1260 are the only PCBs detected in Stansbury Creek. All Aroclor concentrations were less than their sediment-screening levels, and concentrations in Stansbury Creek were within the range of values in Frog Mortar Creek. Thus, PCBs in Stansbury Creek sediment do not pose site-related risks to human health or the environment.

PAH concentrations in Stansbury Creek sediment are similar to background values except in surface sediment at location at SD-02. Concentrations of PAHs identified in other Stansbury Creek samples are similar to those found in locations receiving runoff from urban areas. Potential risks to sediment invertebrates from PAHs in sediment are possible, but limited in spatial extent to the immediate vicinity of location SD-02. PAHs show little tendency for bioaccumulation or biomagnification. Potential risks near SD-02 are limited to sediment invertebrates and do not apply to higher-level organisms in the food web.

Concentrations of metals are consistent with those previously found in Frog Mortar Creek background samples and do not pose site-related risks in Stansbury Creek. Overall contaminant concentrations in Stansbury Creek sediment do not represent a high level of potential risk to human or ecological receptors. Data collected from Stansbury Creek and adjacent locations demonstrate that widespread impacts to sediment from historic operations at Martin State Airport have not occurred. Concentrations of metals, VOCs, and PCBs are not elevated either above ecological screening levels or measured background concentrations.

Elevated concentrations of PAHs were documented adjacent to one outfall that drains paved surfaces used by vehicles and airport operations. However, the extent of PAH-contaminated sediment appears spatially limited, such that any potential effects are likely localized and confined to sediment invertebrates. Population-level effects or impacts to higher trophic-level species (e.g., fish and birds) are not expected. Risks to human health and the environment from the concentrations of potentially MSA-related compounds appear negligible.

Section 6
References

1. Ashley J. T., Baker J. E., 1999. "Hydrophobic Organic Contaminants in Surficial Sediments of Baltimore Harbor: Inventories and Sources." *Environmental Toxicology and Chemistry.* ISSN 0730-7268 199, Vol. 18, No. 5, pp. 838-849 (38 ref.).

2. Eisler, R. 2000. *Handbook of Chemical Risk Assessment: Health Hazards to Humans, Plants, and Animals; Volume 2, Organics*. Lewis Publishers, Boca Raton, FL.

3. EPA (U.S. Environmental Protection Agency). 2006. *EPA Region III BTAG Freshwater Sediment Screening Benchmarks, 8/2006. Mid-Atlantic Risk Assessment, Screening Values*. http://www.epa.gov/reg3hwmd/risk/eco/btag/sbv/fwsed/screenbench.htm.

4. EPA (United States Environmental Protection Agency), 2009. *Regional Screening Levels for Chemical Contaminants at Superfund Sites*, EPA Office of Superfund and Oak Ridge National Laboratory. Last updated Thursday, December 2009.

5. Klosterhaus, S., Fisher, D., Ziegler, G., Unger, M., Baker, J 2004 "Organic Contaminants in Baltimore Harbor Sediments: Phase Distribution and Accumulation by Nereis in Laboratory Exposures." *Society of Environmental Toxicology and Chemistry 2005 Annual Meeting*.

6. MacDonald, D. D, Ingersoll, C. G, Berger, T. A., 2000. "Development and Evaluation of Consensus-Based Sediment-Quality Guidelines for Freshwater Ecosystems." *Archives of Environmental Contamination and Toxicology* 39:20-31.

7. MAA, 2008. *Spill Prevention, Control, and Countermeasures Plan (SPCCP) for Martin State Airport*. Prepared by E. A. Engineering. December 2008.

8. Mahler B., Van Metre P., Bashara T., Wilson J., Johns, D. 2005. "Parking Lot Seal-Coat: An Unrecognized Source of Urban Polycyclic Aromatic Hydrocarbons." *Environmental Science and Technology* Vol. 39, No. 15, 2005.

9. Tetra Tech, Inc. 2009a. *Stansbury Creek Sediment-Sampling Work Plan*, September 2009, revised.

10. Tetra Tech, Inc. 2009b. *Frog Mortar Creek Surface Water and Sediment Investigation Report, Phases I, II, and III, Lockheed Martin Corporation, Martin State Airport Middle River, Maryland*. January 2009.

APPENDIX A

FIELD DOCUMENTATION AND CHAIN OF CUSTODY SHEETS

TABLE 1

LOCKHEAD MARTIN MIDDLE RIVER COMPLEX, STANSBURY CREEK, MIDDLE RIVER, MD
SEDIMENT SAMPLING FIELD DATA SUMMARY

rev: 0

	Core Collection								Sample Processing							
Sample Location	Date	Time	Tide	Water Depth (in)	Northing (US Survey Ft)	Easting (US Survey Ft)	Core Penetration (in)	Sediment Recovery (in)	Date	Start Time	Actual Recovery (in)	Sample Interval (in)	Sample ID Number	Analytical Sample Collected	Duplicate Samples	Comments
SD-01	9/29/09	1545	Flood	28.0	602809.045	1476942.085	31.0	30.0	9/29/09	1635	31.0	0-6	SD-01-SS	X		
												10-14	SD-01-01	X		
												22-26	SD-01-02	X		
SD-02	9/30/09	0835	Ebb	36.0	602930.421	1477342.073	31.0	31.0	9/30/09	0920	30.0	0-6	SD-02-SS	X		
												10-14	SD-02-01	X		
												22-26	SD-02-02	X		
SD-03	9/30/09	0915	Ebb	19.0	602687.827	1477378.926	31.0	30.0	9/30/09	1030	29.5	0-6	SD-03-SS	X		
												10-14	SD-03-01	X	SD-03-01	
												22-26	SD-03-02	X		
SD-04	9/29/09	1230	Low Slack	60.0	602588.552	1477214.877	30.0	26.0	9/29/09	1330	30.0	0-6	SD-04-SS	X		Homogenous throughout core
												10-14	SD-04-01	X		
												22-26	SD-04-02	X		
SD-05	9/29/09	1355	Flood	60.0	602279.357	1477589.005	31.0	30.0	9/29/09	1506	30.0	0-6	SD-05-SS	X	SD-05-SS	
												10-14	SD-05-01	X		
												22-26	SD-05-02	X		
SD-06	9/30/09	1430	Flood	69.0	601729.111	1477748.162	31.0	26.0	9/30/09	1543	26.0	0-6	SD-06-SS	X		
												10-14	SD-06-01	X		
												22-26	SD-06-02	X		
SD-07	9/29/09	1510	Flood	30.0	601887.521	1478533.018	31.0	30.0	9/29/09	1720	30.0	0-6	SD-07-SS	X		Homogenous throughout core;
												10-14	SD-07-01	X		high sand content
												22-26	SD-07-02	X		

LOCKHEAD MARTIN MIDDLE RIVER COMPLEX, STANSBURY CREEK, MIDDLE RIVER, MD

SEDIMENT SAMPLING FIELD DATA SUMMARY

rev: 0

	Core Collection								Sample Processing							
Sample Location	Date	Time	Tide	Water Depth (in)	Northing (US Survey Ft)	Easting (US Survey Ft)	Core Penetration (in)	Sediment Recovery (in)	Date	Start Time	Actual Recovery (in)	Sample Interval (in)	Sample ID Number	Analytical Sample Collected	Duplicate Samples	Comments
SD-08	9/29/09	1450	Flood	46.0	601396.819	1478753.902	36.0	36.0	9/30/09	0750	36.0	0-6	SD-08-SS	X		Mostly sand, moist
												10-14	SD-08-01	X		
												22-26	SD-08-02	X	SD-08-02	
SD-09	9/30/09	1515	Flood	73.0	600994.497	1478496.570	31.0	30.0	10/1/09	0800	31.0	0-6	SD-09-SS	X	SD-09-SS	Homogenous throughout core
												10-14	SD-09-01	X		
												22-26	SD-09-02	X		
SD-10	9/30/09	1000	Ebb	28.0	600750.778	1479081.202	31.0	28.0	9/30/09	1135	27.0	0-6	SD-10-SS	X		
												10-14	SD-10-01	X		
												22-26	SD-10-02	X		
SD-11	10/1/09	1040	Ebb	84.0	599798.990	1478917.022	50.0	49.0	10/1/09	1145	49.0	0-6	SD-11-SS	X		
												10-14	SD-11-01	X		
												22-26	SD-11-02	X		
SD-12	9/30/09	1048	Ebb	24.0	599822.685	1479495.559	31.0	29.0	9/30/09	1255	29.0	0-6	SD-12-SS	X		
												10-14	SD-12-01	X		
												22-26	SD-12-02	X		
SD-13	9/30/09	1325	Low Slack	112.0	602001.222	1481420.260	31.0	30.0	9/30/09	1440	31.0	0-6	SD-13-SS	X		Homogenous throughout core
												10-14	SD-13-01	X		
												22-26	SD-13-02	X		
SD-14	10/1/09	1010	Ebb	97.0	599089.902	1479799.647	30.0	29.5	10/1/09	1045	30.0	0-6	SD-14-SS	X		
												10-14	SD-14-01	X		
												22-26	SD-14-02	X		
SD-15	10/1/09	0930	Ebb	47.0	597814.573	1479233.313	15.0	15.0	10/1/09	1005	14.0	0-6	SD-15-SS	X		
												10-14	SD-15-01	X		
												22-26	SD-15-02	No Sample		Pushed 4 times, hit refusal at 14"-17" each time

Chain of Custody Record

TestAmerica Laboratory location: _____

Regulatory program: ☐ DW ☐ NPDES ☐ RCRA ☐ Other _____

TestAmerica
THE LEADER IN ENVIRONMENTAL TESTING

TestAmerica Laboratories, Inc.

Client Contact			
Company Name: TETRA TECH	Client Project Manager: DEV MURALI	Site Contact: Tony Apanowagh	Lab Contact:
Address: 20251 Century Blvd Suite 200	Telephone: 301 528 5552	Telephone: 301 233 8230	Telephone:
City/State/Zip: GERMANTOWN, MD. 20874	Email: Dev.Murali@tetratech.com	Analysis Turnaround Time (In BUS days)	COC No: 1 of 4 COCs
Phone: 301 528 5552		TAT if different from below _____ ☐ 3 weeks ☐ 2 weeks ☐ 1 week ☐ 2 days ☐ 1 day	For lab use only: ☐ Walk-in client ☐ Lab pickup ☐ Lab sampling; Job/SDG No:
Project Name: STANSBURY CREEK SEDIMENT	Method of Shipment/Carrier:		
Project Number: 112ICO2371	Shipping/Tracking No:		
PO #			

Sample Identification	Sample Date	Sample Time	Matrix: Air	Aqueous	Sediment	Solid	Other:	Containers & Preservatives: H2SO4	HNO3	HCl	NaOH	ZnAc/NaOH	Unpres	Other:	Filtered Sample (Y/N)	Composite=C / Grab=G	Analyses: VOCs	SVOCs	PCB	Metals	CrVI	Sample Specific Notes / Special Instructions:
SD-07-01	9/29/09	17:25												X	N		402	8270	608	8270	7196	
SD-07-02	9/29/09	17:30																				
SD-08-SS	9/30/09	7:50																				
SD-08-01		7:55																				
SD-08-02		8:00																				
SD-08-02		8:10																				
SD-02-SS		9:20																				
SD-02-01		9:25																				
SD-02-02		9:30																				
SD-03-SS	↓	10:30			↓									↓	↓	↓	↓	↓	↓	↓	↓	

Possible Hazard Identification
☐ Non-Hazard ☐ Flammable ☐ Skin Irritant ☐ Poison B ☐ Unknown

Sample Disposal (A fee may be assessed if samples are retained longer than 1 month)
☐ Return to Client ☐ Disposal By Lab ☐ Archive For _____ Months

Special Instructions/QC Requirements & Comments:

Relinquished by:	Company: Tetra Tech	Date/Time: 9/30/09 1600	Received by:	Company:	Date/Time:
Relinquished by:	Company:	Date/Time:	Received by:	Company:	Date/Time:
Relinquished by:	Company:	Date/Time:	Received in Laboratory by:	Company:	Date/Time:

©2008, TestAmerica Laboratories, Inc. All rights reserved
TestAmerica & Design ™ are trademarks of TestAmerica Laboratories, Inc.

Chain of Custody Record

TestAmerica
THE LEADER IN ENVIRONMENTAL TESTING

TestAmerica Laboratory location: _____

Regulatory program: ☐ DW ☐ NPDES ☐ RCRA ☐ Other _____

TestAmerica Laboratories, Inc.

Client Contact				
Company Name: Tetra Tech	Client Project Manager: Dev Murali	Site Contact: Tony Apanavage	Lab Contact:	COC No:
Address: 20251 Century Blvd Suite 200	Telephone: 301 528 5552	Telephone: 301 233 8230	Telephone:	2 of 4 COCs
City/State/Zip: Germantown, MD 20874	Email: Dev.Murali@tetratech.com	Analysis Turnaround Time (In BUS days)		For lab use only
Phone: 301 528 5552		TAT if different from below _____ ☐ 3 weeks ☐ 2 weeks ☐ 1 week ☐ 2 days ☐ 1 day		Walk-in client ☐ Lab pickup ☐ Lab sampling ☐
Project Name: Stansbury Creek Sediment	Method of Shipment/Carrier:			
Project Number: 112IC02371	Shipping/Tracking No:			Job/SDG No:
PO #				

Analyses

Sample Identification	Sample Date	Sample Time	Matrix: Air	Aqueous	Sediment	Solid	Other:	Containers & Preservatives: H2SO4	HNO3	HCl	NaOH	ZnAc/NaOH	Unpres	Other:	Filtered Sample (Y / N)	Composite=C / Grab=G	VOCs	SVOCs	PCB	Metals	Cr(VI)						Sample Specific Notes / Special Instructions:
SD-4-SS	9/29/09	12:35													N		4oz	8oz	8oz	8oz	8oz						4oz [illegible] 8oz [illegible]
SD-4-01		12:35																									
SD-4-02		12:35																									
SD-05-SS		15:10																									
SD-05-01		15:19																									
SD-05-02		15:20																									
SD-01-SS		16:35																									
SD-01-01		16:45																									
SD-01-02		16:50																									
SD-07-SS		17:20																									

Possible Hazard Identification
☐ Non-Hazard ☐ Flammable ☐ Skin Irritant ☐ Poison B ☐ Unknown

Sample Disposal (A fee may be assessed if samples are retained longer than 1 month)
☐ Return to Client ☐ Disposal By Lab ☐ Archive For _____ Months

Special Instructions/QC Requirements & Comments:
Preserved [illegible]

Relinquished by:	Company:	Date/Time:	Received by:	Company:	Date/Time:
[signature]	Tetra Tech	9/30/09 1600			
Relinquished by:	Company:	Date/Time:	Received by:	Company:	Date/Time:
Relinquished by:	Company:	Date/Time:	Received in Laboratory by:	Company:	Date/Time:

©2008, TestAmerica Laboratories, Inc. All rights reserved.
TestAmerica & Design ™ are trademarks of TestAmerica Laboratories, Inc.

TAL-0018 (1008)

Chain of Custody Record

TestAmerica
THE LEADER IN ENVIRONMENTAL TESTING

TestAmerica Laboratory location: _____
Regulatory program: ☐ DW ☐ NPDES ☐ RCRA ☐ Other _____

TestAmerica Laboratories, Inc.

Client Contact				
Company Name: TetraTech	**Client Project Manager:** Dev Murali	**Site Contact:** Tony Apanavage	**Lab Contact:**	**COC No:**
Address: 20251 Century Blvd Suite 200	**Telephone:** 301 528 5552	**Telephone:** 3012338230	**Telephone:**	3 of 4 COCs
City/State/Zip: Germantown, MD. 20874	**Email:** dev.murali@tetratech.com	**Analysis Turnaround Time** (In BUS days)	**Analyses**	**For lab use only**
Phone: 301 528 5552		TAT if different from below _____ ☐ 3 weeks ☐ 2 weeks ☐ 1 week ☐ 2 days ☐ 1 day		Walk-in client ☐ Lab pickup ☐ Lab sampling ☐
Project Name: STANSBURY CREEK SEDIMENT	**Method of Shipment/Carrier:**			Job/SDG No:
Project Number: 112IC0237	**Shipping/Tracking No:**			
PO #				

Sample Identification	Sample Date	Sample Time	Matrix: Air	Aqueous	Sediment	Solid	Other:	Containers & Preservatives: H2SO4	HNO3	HCl	NaOH	ZnAc/NaOH	Unpres	Other:	Filtered Sample (Y / N)	Composite=C / Grab=G	VOCs	SVOCs	PCB	Metals	Cr(VI)	Sample Specific Notes / Special Instructions:
SD-03-01	9/30/09	10:35												X	N							
SD-03-01	9/30/09	10:37																				
SD-03-02		10:40																				
SD-10-55		11:35																				
SD-10-01		11:40																				
SD-10-02		11:45																				
SD-13-55		14:40																				
SD-13-01		14:45																				
SD-13-02		14:50																				
SD-12-55		12:55												V								

Possible Hazard Identification
☐ Non-Hazard ☐ Flammable ☐ Skin Irritant ☐ Poison B ☐ Unknown

Sample Disposal (A fee may be assessed if samples are retained longer than 1 month)
☐ Return to Client ☐ Disposal By Lab ☐ Archive For _____ Months

Special Instructions/QC Requirements & Comments: preserved w/ice

Relinquished by:	Company: Tetra Tech	Date/Time: 9/30/09 1600	Received by:	Company:	Date/Time:
Relinquished by:	Company:	Date/Time:	Received by:	Company:	Date/Time:
Relinquished by:	Company:	Date/Time:	**Received in Laboratory by:**	Company:	Date/Time:

©2008, TestAmerica Laboratories, Inc. All rights reserved
TestAmerica & Design ™ are trademarks of TestAmerica Laboratories, Inc.

Chain of Custody Record

TestAmerica
THE LEADER IN ENVIRONMENTAL TESTING

TestAmerica Laboratory location: _____
Regulatory program: ☐ DW ☐ NPDES ☐ RCRA ☐ Other _____

TestAmerica Laboratories, Inc.

Client Contact				
Company Name: Tetra Tech	Client Project Manager: Dev Murali	Site Contact: Tony Aparaval	Lab Contact:	COC No:
Address: 20251 Century Blvd Suite 300	Telephone: 301 528 5552	Telephone: 301 233 8230	Telephone:	4 of 4 COCs
City/State/Zip: Germantown, MD 20874	Email: Dev.Murali@tetratech.com	Analysis Turnaround Time (in BUS days)	Analyses	For lab use only
Phone: 301 528 5552		TAT if different from below _____ ☐ 3 weeks ☐ 2 weeks ☐ 1 week ☐ 2 days ☐ 1 day		Walk-in client ☐ Lab pickup ☐ Lab sampling ☐ Job/SDG No:
Project Name: STINSBURY CREEK SEDIMENT	Method of Shipment/Carrier:			
Project Number: 112TC02371	Shipping/Tracking No:			
PO #				

Sample Identification	Sample Date	Sample Time	Matrix: Air	Aqueous	Sediment	Solid	Other:	Containers & Preservatives: H2SO4	HNO3	HCl	NaOH	ZnAc/NaOH	Unpres	Other:	Filtered Sample (Y/N)	Composite=C / Grab=G	VOCs	SVOCs	PCB	Metals	Cr (VI)	Sample Specific Notes / Special Instructions:
SD-12-01	9/30/09	13:00			↓									X			4-02	8270	8082	6010	0.2	
SD-12-02	9/30/09	13:04			↓									X			4-02	↓	↓	↓	↓	

Possible Hazard Identification
☐ Non-Hazard ☐ Flammable ☐ Skin Irritant ☐ Poison B ☐ Unknown

Sample Disposal (A fee may be assessed if samples are retained longer than 1 month)
☐ Return to Client ☐ Disposal By Lab ☐ Archive For _____ Months

Special Instructions/QC Requirements & Comments:

Relinquished by:	Company: Tetra Tech	Date/Time: 9/30/09 1600	Received by:	Company:	Date/Time:
Relinquished by:	Company:	Date/Time:	Received by:	Company:	Date/Time:
Relinquished by:	Company:	Date/Time:	Received in Laboratory by:	Company:	Date/Time:

©2008, TestAmerica Laboratories, Inc. All rights reserved
TestAmerica & Design ™ are trademarks of TestAmerica Laboratories, Inc.

Chain of Custody Record

TestAmerica
THE LEADER IN ENVIRONMENTAL TESTING

TestAmerica Laboratory location: _____
Regulatory program: ☐ DW ☐ NPDES ☐ RCRA ☐ Other _____

TestAmerica Laboratories, Inc.

Client Contact				
Company Name: Tetra Tech	Client Project Manager: Dev Murali	Site Contact: Tony Apanavage	Lab Contact:	COC No:
Address: 10306 Eaton Place Suite 340	Telephone: 703 385 5552	Telephone: 301 233 8230	Telephone:	1 of 2 COCs
City/State/Zip: Fairfax, VA 22030	Email: dev.murali@tetratech.com	Analysis Turnaround Time (In BUS days)	Analyses	For lab use only
Phone: 703 385 5552		TAT if different from below _____ ☐ 3 weeks ☐ 2 weeks ☐ 1 week ☐ 2 days ☐ 1 day		Walk-in client ☐ Lab pickup ☐ Lab sampling ☐
Project Name: SWANSFIELD CREEK SEDIMENT	Method of Shipment/Carrier:			Job/SDG No:
Project Number: 112C02371	Shipping/Tracking No:			
PO #				

Sample Identification	Sample Date	Sample Time	Matrix: Air	Aqueous	Sediment	Solid	Other:	Containers & Preservatives: H2SO4	HNO3	HCl	NaOH	ZnAc/ NaOH	Unpres	Other:	Filtered Sample (Y / N)	Composite=C / Grab=G	VOCs	SVOCs	PCB	Metals CrCM						Sample Specific Notes / Special Instructions:
SD-11-55	10/1/09	11:45																								
SD-11-01	10/1/09	11:50																								
SD-11-02	10/1/09	11:55																								
SD-06-55	9/30/09	15:43																								
SD-06-01	9/30/09	1550																								
SD-06-02	9/30/09	1555																								
SD-09-55	10/1/09	8:00																								
SD-09-01	10/1/09	8:05																								
SD-09-02	10/1/09	8:10																								
SD-09-55	10/1/09	8:02																								

Possible Hazard Identification
☐ Non-Hazard ☐ Flammable ☐ Skin Irritant ☐ Poison B ☐ Unknown

Sample Disposal (A fee may be assessed if samples are retained longer than 1 month)
☐ Return to Client ☐ Disposal By Lab ☐ Archive For _____ Months

Special Instructions/QC Requirements & Comments:

Relinquished by:	Company: Tetra Tech	Date/Time: 10/1/09 1420	Received by:	Company: TestAmerica	Date/Time: 10-1-09 14:25
Relinquished by:	Company:	Date/Time:	Received by:	Company:	Date/Time:
Relinquished by:	Company:	Date/Time:	Received in Laboratory by:	Company:	Date/Time:

©2008, TestAmerica Laboratories, Inc. All rights reserved
TestAmerica & Design ™ are trademarks of TestAmerica Laboratories, Inc.

Chain of Custody Record

TestAmerica
THE LEADER IN ENVIRONMENTAL TESTING

TestAmerica Laboratory location: _____
Regulatory program: ☐ DW ☐ NPDES ☐ RCRA ☐ Other _____

TestAmerica Laboratories, Inc.

Client Contact	Client Project Manager:	Site Contact:	Lab Contact:	COC No:
Company Name: TetraTech	Ken Murali	Tony Aparavath		
Address: 2359 Century Blvd Suite 300	Telephone: 301 528 5552	Telephone: 3012338230	Telephone:	2 of 2 COCs
City/State/Zip: Germantown, MD 20874	Email: Ken.murali@tetratech.com	Analysis Turnaround Time (In BUS days)	Analyses	For lab use only
Phone: 301 528 5552		TAT if different from below _____ ☐ 3 weeks ☐ 2 weeks ☐ 1 week ☐ 2 days ☐ 1 day		Walk-in client ☐ Lab pickup ☐ Lab sampling ☐ Job/SDG No:
Project Name: STANSBURY CREEK SAMPLING	Method of Shipment/Carrier:			
Project Number: 112C02371	Shipping/Tracking No:			
PO #				

Sample Identification	Sample Date	Sample Time	Matrix: Air	Aqueous	Sediment	Solid	Other:	Containers & Preservation: H2SO4	HNO3	HCl	NaOH	ZnAc/ NaOH	Unpres	Other:	Filtered Sample (Y / N)	Composite=C / Grab=G	VOCs	SVOCs	PCB	Metals	Cr(VI)	Sample Specific Notes / Special Instructions:
SD-15-55	10/1/09	10:05															402	8270	8082	8270	8270	
SD-15-01	10/1/09	10:10															X	X	X	X	X	
~~SD-15-02~~																						
SD-14-55	10/1/09	10:45															X	X	X	X	X	
SD-14-01	↓	10:50															X	X	X	X	X	
SD-14-02	↓	10:55															X	X	X	X	X	
					✓										↓							

Possible Hazard Identification
☐ Non-Hazard ☐ Flammable ☐ Skin Irritant ☐ Poison B ☐ Unknown

Sample Disposal (A fee may be assessed if samples are retained longer than 1 month)
☐ Return to Client ☐ Disposal By Lab ☐ Archive For _____ Months

Special Instructions/QC Requirements & Comments:
Preservation

	Company:	Date/Time:		Company:	Date/Time:
Relinquished by:	TetraTech	10/1/09 1420	Received by:	TestAmerica	10-1-09 1430
Relinquished by:	Company:	Date/Time:	Received by:	Company:	Date/Time:
Relinquished by:	Company:	Date/Time:	Received in Laboratory by:	Company:	Date/Time:

©2008, TestAmerica Laboratories, Inc. All rights reserved.
TestAmerica & Design ™ are trademarks of TestAmerica Laboratories, Inc.










ROSSFELDER
CORPORATION


ROSSFELDER
CORPORATION
SAN DIEGO

NORMANDEAU ASSOCIATES™
ENVIRONMENTAL CONSULTANTS

rev:11/08

FIELD DATA SHEET

Page 1 of 1

Project Name:	**TTNUS-STANSBURY CREEK- LOCKHEED MARTIN MIDDLE RIVER COMPLEX**					**Proj. #: 21742.000**
Site Name:	**Stansbury Creek**					**Task #: N/A**
City:	**Middle River**	**State:**	**MD**	**Zip:**	—	**Date:** 9/29/09

Field Team Leader(s): **RMK, T. Apanavage (TTNUS)**
Field Team Safety Coordinator: RMK
Field Crew: ASF, JBS, CJR, BWL
Arrival/Departure Times: 1540 – 1600
Station ID #: SD-01
Weather: (Clear) Cloudy Rain Other ____
Photos: (Y) N Roll No./Exposure No.: NA
Wind Conditions (Speed/Direction): 15-25 mph - NW

FIELD DATA

Water Depth: 28" Tide: Ebb (Flood) Low Slack High Slack Other ____ NA
PID: — Redox Potential: — pH: ____ H^2O Temp.: ____ Air Temp.: ≈75°F

SAMPLE/PUSH #1

Core ID#: SD-01 Coring Time: 1545 Penetration Depth: 31" Core Recovery: 30"
Sample Collection Method: Ponar / (Vibracore) / Manual Core Tube Material: (CAB) / Alum / SS Core Diameter (OD): 2" 3" (4")
Vibracore Type: (Rossfelder) / PVL / Portable Clamp-on / NA Sampling Equipment Deconned or Replaced: (Y) N

SAMPLE/PUSH #2

Core ID#: ____ Coring Time: ____ Penetration Depth: ____ Core Recovery: ____
Sample Collection Method: Ponar / Vibracore / Manual Core Tube Material: CAB / Alum / SS Core Diameter (OD): 2" 3" 4"
Vibracore Type: Rossfelder / PVL / Portable Clamp-on / NA Sampling Equipment Deconned or Replaced: Y N

SAMPLE/PUSH #3

Core ID#: ____ Coring Time: ____ Penetration Depth: ____ Core Recovery: ____
Sample Collection Method: Ponar / Vibracore / Manual Core Tube Material: CAB / Alum / SS Core Diameter (OD): 2" 3" 4"
Vibracore Type: Rossfelder / PVL / Portable Clamp-on / NA Sampling Equipment Deconned or Replaced: Y N

DGPS DATA

Operator: TT-SC-SD-01
File Name: RMK
Lat / (N): 1002809.045
Lon / (E): 1476942.085
PDOP: 3.8

Coordinate Units: Lat/Lon (US Survey Feet)
Datum: NAD1983 (Y) N Other ____
Proj.: MD-1900
GPS Serial #: 0220139040 (TSC1)

COMMENTS / NOTES

~~Access~~ EXPOSED MUD FLAT @ LOW TIDE
DENSE VEG

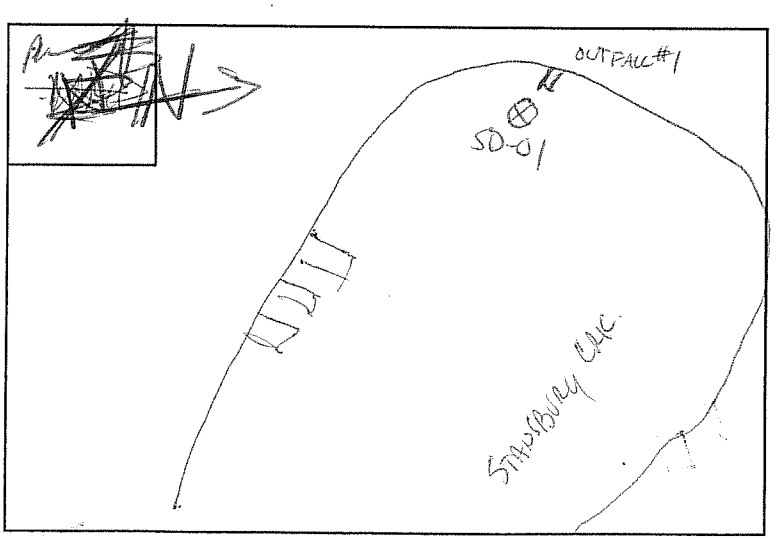

Preparer's Initial: RMK

NORMANDEAU ASSOCIATES™
ENVIRONMENTAL CONSULTANTS

rev:11/08

FIELD DATA SHEET

Page 1 of 1

Project Name:	**TTNUS-STANSBURY CREEK- LOCKHEED MARTIN MIDDLE RIVER COMPLEX**		**Proj. #: 21742.000**
Site Name:	**Stansbury Creek**		**Task #: N/A**
City:	**Middle River**	**State: MD Zip:** —	**Date:** 9 / 30 / 09

Field Team Leader(s): **RMK, T. Apanavage (TTNUS)**
Field Team Safety Coordinator: RMK
Field Crew: ASF, JBS, CJR, BWL
Arrival/Departure Times: 0825 – 0850
Station ID #: SD-2
Weather: Clear (Cloudy) Rain Other ____
Photos: (Y) N Roll No./Exposure No.: NA
Wind Conditions (Speed/Direction): 5-10 mph / NW

FIELD DATA

Water Depth: 36" Tide: (Ebb) Flood Low Slack ~~High Slack~~ Other ____ NA
PID: — Redox Potential: — pH: — H^2O Temp.: — Air Temp.: ~62°F

SAMPLE/PUSH #1

Core ID#: SD-2 Coring Time: 0835 Penetration Depth: 31" Core Recovery: 31"
Sample Collection Method: Ponar / (Vibracore) / Manual Core Tube Material: (CAB) / Alum / SS Core Diameter (OD): 2" 3" (4"
Vibracore Type: (Rossfelder) / PVL / Portable Clamp-on / NA Sampling Equipment Deconned or Replaced: (Y) N

SAMPLE/PUSH #2

Core ID#: ____ Coring Time: ____ Penetration Depth: ____ Core Recovery: ____
Sample Collection Method: Ponar / Vibracore / Manual Core Tube Material: CAB / Alum / SS Core Diameter (OD): 2" 3" 4"
Vibracore Type: Rossfelder / PVL / Portable Clamp-on / NA Sampling Equipment Deconned or Replaced: Y N

SAMPLE/PUSH #3

Core ID#: ____ Coring Time: ____ Penetration Depth: ____ Core Recovery: ____
Sample Collection Method: Ponar / Vibracore / Manual Core Tube Material: CAB / Alum / SS Core Diameter (OD): 2" 3" 4"
Vibracore Type: Rossfelder / PVL / Portable Clamp-on / NA Sampling Equipment Deconned or Replaced: Y N

DGPS DATA

Operator: RMK
File Name: TT-SC-SD-02
Lat / (N): 002930.421
Lon / (E): 1477342.073
PDOP: 2.9

Coordinate Units: Lat/Lon (US Survey Feet)
Datum: NAD1983 (Y) N Other ____
Proj.: MD-1900
GPS Serial #: 0220139040 (TSC1)

COMMENTS / NOTES

SOME ROCKS ON BOTTOM
MUD FLAT @ LOW TIDE
DENSE VEGETATION.

Preparer's Initial: RMK

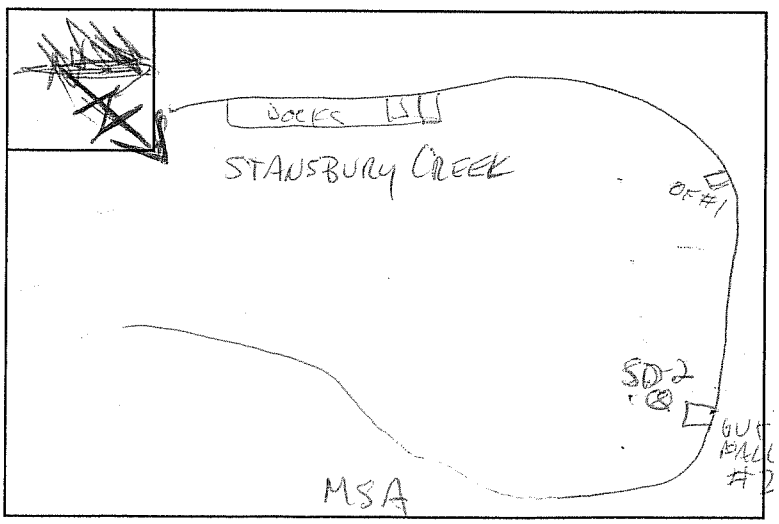

NORMANDEAU ASSOCIATES™
ENVIRONMENTAL CONSULTANTS

rev:11/08

FIELD DATA SHEET

Page 1 of ___

Project Name:	**TTNUS-STANSBURY CREEK- LOCKHEED MARTIN MIDDLE RIVER COMPLEX**		**Proj. #: 21742.000**
Site Name:	**Stansbury Creek**		**Task #: N/A**
City:	**Middle River**	**State: MD Zip:** ___	**Date:** 9 BO / 09

Field Team Leader(s): **RMK, T. Apanavage (TTNUS)** Field Team Safety Coordinator: RMK

Field Crew: ASF, ~~JBS~~, CJR BWL Arrival/Departure Times: 0900 - 0935

Station ID #: SD-3 Weather: Clear (Cloudy) Rain Other ___

Photos: (Y) N Roll No./Exposure No.: NA Wind Conditions (Speed/Direction): 5-10 mph / NW

FIELD DATA

Water Depth: 19" Tide: (Ebb) Flood Low Slack High Slack Other ___ NA

PID: ___ Redox Potential: ___ pH: ___ H^2O Temp.: Air Temp.: ~65°F

SAMPLE/PUSH #1

Core ID#: SD-3 Coring Time: 0915 Penetration Depth: 31" Core Recovery: 36"

Sample Collection Method: Ponar / (Vibracore) / Manual Core Tube Material: (CAB) / Alum / SS Core Diameter (OD): 2" 3" (4")

Vibracore Type: (Rossfelder) / PVL / Portable Clamp-on / NA Sampling Equipment Deconned or Replaced: (Y) N

SAMPLE/PUSH #2

Core ID#: ___ Coring Time: ___ Penetration Depth: ___ Core Recovery: ___

Sample Collection Method: Ponar / Vibracore / Manual Core Tube Material: CAB / Alum / SS Core Diameter (OD): 2" 3" 4"

Vibracore Type: Rossfelder / PVL / Portable Clamp-on / NA Sampling Equipment Deconned or Replaced: Y N

SAMPLE/PUSH #3

Core ID#: ___ Coring Time: ___ Penetration Depth: ___ Core Recovery: ___

Sample Collection Method: Ponar / Vibracore / Manual Core Tube Material: CAB / Alum / SS Core Diameter (OD): 2" 3" 4"

Vibracore Type: Rossfelder / PVL / Portable Clamp-on / NA Sampling Equipment Deconned or Replaced: Y N

DGPS DATA

Operator: RMK

File Name: TT-SC-SD-03

Lat / (N): 602687.827

Lon / (E): 1477378.926

PDOP: 3.5

Coordinate Units: Lat/Lon (US Survey Feet)

Datum: NAD1983 (Y) N Other ___

Proj.: MD-19OU

GPS Serial #: 0220139040 (TSC1)

COMMENTS / NOTES

SHALLOW / MUD FLAT @ LOW TIDE

LOTS OF AQUATIC VEGETATION.

(VERY THICK)

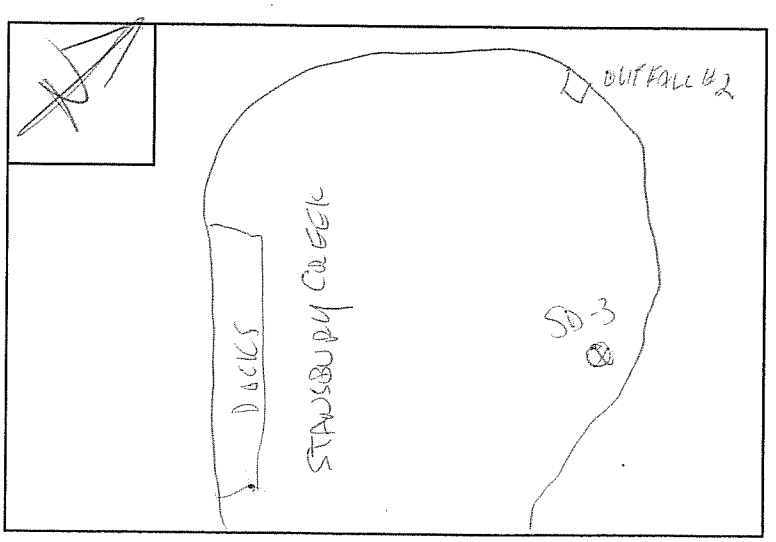

Preparer's Initial: RMK

NORMANDEAU ASSOCIATES™
ENVIRONMENTAL CONSULTANTS

rev:11/08

FIELD DATA SHEET

Page 1 of 1

Project Name:	**TTNUS-STANSBURY CREEK- LOCKHEED MARTIN MIDDLE RIVER COMPLEX**		**Proj. #: 21742.000**
Site Name:	**Stansbury Creek**		**Task #: N/A**
City:	**Middle River**	**State: MD Zip:** —	**Date:** 9/29/09

Field Team Leader(s): **RMK, T. Apanavage (TTNUS)** Field Team Safety Coordinator: RMK

Field Crew: ASF, ~~JBS~~ CJR, BWL Arrival/Departure Times: 1200 – 1240

Station ID #: SD-04 Weather: Clear Cloudy Rain Other ____

Photos: (Y) N Roll No./Exposure No.: NA Wind Conditions (Speed/Direction): WNW ~ 20-30 mph GUSTS

FIELD DATA

Water Depth: 5.0' Tide: Ebb Flood (Low Slack) High Slack Other ____ NA

PID: — Redox Potential: — pH: — H^2O Temp.: — Air Temp.: 72°F

SAMPLE/PUSH #1

Core ID#: SD-4 Coring Time: 12:30 Penetration Depth: 30" Core Recovery: 26"

Sample Collection Method: Ponar / (Vibracore) / Manual Core Tube Material: (CAB) / Alum / SS Core Diameter (OD): 2" 3" (4"

Vibracore Type: (Rossfelder) / PVL / Portable Clamp-on / NA Sampling Equipment Deconned or Replaced: (Y) N

SAMPLE/PUSH #2

Core ID#: ____ Coring Time: ____ Penetration Depth: ____ Core Recovery: ____

Sample Collection Method: Ponar / Vibracore / Manual Core Tube Material: CAB / Alum / SS Core Diameter (OD): 2" 3" 4"

Vibracore Type: Rossfelder / PVL / Portable Clamp-on / NA Sampling Equipment Deconned or Replaced: Y N

SAMPLE/PUSH #3

Core ID#: ____ Coring Time: ____ Penetration Depth: ____ Core Recovery: ____

Sample Collection Method: Ponar / Vibracore / Manual Core Tube Material: CAB / Alum / SS Core Diameter (OD): 2" 3" 4"

Vibracore Type: Rossfelder / PVL / Portable Clamp-on / NA Sampling Equipment Deconned or Replaced: Y N

DGPS DATA

Operator: RMK

File Name: TT-SQ-SD-04

Lat / (N) 602588.552

Lon / (E) 1477214.877

PDOP: 2.1

Coordinate Units: Lat/Lon (US Survey Feet)

Datum: (NAD1983) Y N Other ____

Proj.: MD 1900

GPS Serial #: 0220139040 (TSC1)

COMMENTS / NOTES

NA

Preparer's Initial: RMK

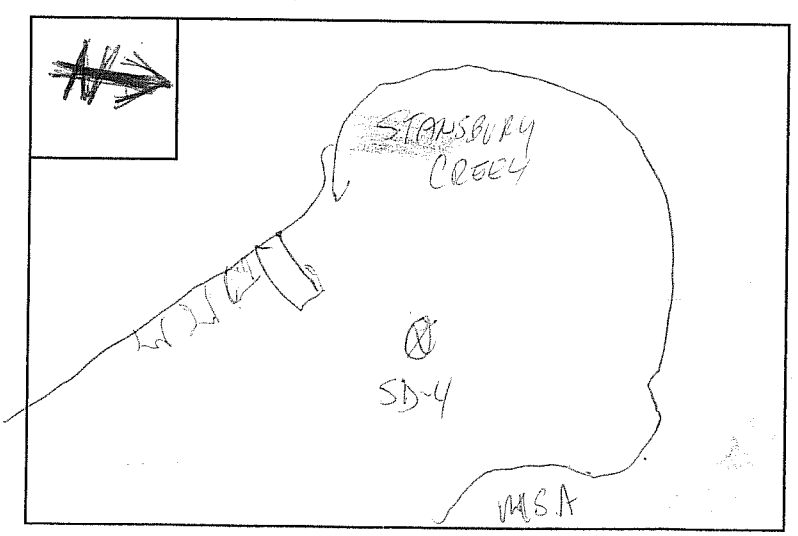

NORMANDEAU ASSOCIATES™
ENVIRONMENTAL CONSULTANTS

rev:11/08

FIELD DATA SHEET

Page 1 of ___

Project Name:	**TTNUS-STANSBURY CREEK- LOCKHEED MARTIN MIDDLE RIVER COMPLEX**		**Proj. #: 21742.000**
Site Name:	**Stansbury Creek**		**Task #: N/A**
City:	**Middle River**	**State: MD Zip:** ___	**Date:** 9 / 29 / 09

Field Team Leader(s): **RMK, T. Apanavage (TTNUS)** Field Team Safety Coordinator: RMK

Field Crew: ASF, ~~JBS~~, CJR, BWL Arrival/Departure Times: 13:30 – 1415

Station ID #: SD-05 Weather: (Clear) Cloudy Rain Other ___

Photos: (Y) N Roll No./Exposure No.: NA Wind Conditions (Speed/Direction): 15-25 mph GUST/NW

FIELD DATA

Water Depth: 50" Tide: Ebb (Flood) Low Slack High Slack Other ___ NA

PID: ___ Redox Potential: ___ pH: ___ H^2O Temp.: ___ Air Temp.: ~75°F

SAMPLE/PUSH #1

Core ID#: SD-05 Coring Time: 1355 Penetration Depth: 31" Core Recovery: 30"

Sample Collection Method: Ponar / (Vibracore) / Manual Core Tube Material: (CAB) / Alum / SS Core Diameter (OD): 2" 3" (4"

Vibracore Type: (Rossfelder) / PVL / Portable Clamp-on / NA Sampling Equipment Deconned or Replaced: (Y) N

SAMPLE/PUSH #2

Core ID#: ___ Coring Time: ___ Penetration Depth: ___ Core Recovery: ___

Sample Collection Method: Ponar / Vibracore / Manual Core Tube Material: CAB / Alum / SS Core Diameter (OD): 2" 3" 4"

Vibracore Type: Rossfelder / PVL / Portable Clamp-on / NA Sampling Equipment Deconned or Replaced: Y N

SAMPLE/PUSH #3

Core ID#: ___ Coring Time: ___ Penetration Depth: ___ Core Recovery: ___

Sample Collection Method: Ponar / Vibracore / Manual Core Tube Material: CAB / Alum / SS Core Diameter (OD): 2" 3" 4"

Vibracore Type: Rossfelder / PVL / Portable Clamp-on / NA Sampling Equipment Deconned or Replaced: Y N

DGPS DATA

Operator: RMK

File Name: TT-SC-SD-05

Lat / (N): 602279.357

Lon / (E): 1477589.005

PDOP: 2.8

Coordinate Units: Lat/Lon (US Survey Feet)

Datum: NAD1983 (Y) N Other ___

Proj.: MD-1900

GPS Serial #: 0220139040 (TSC1)

COMMENTS / NOTES

DENSE AQUATIC VEGETATION

Possible MUDFLAT @ LOW TIDE.

NA

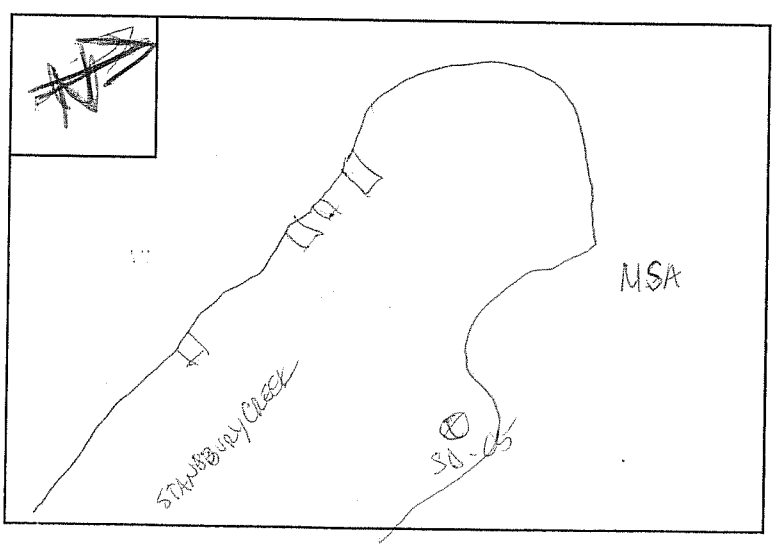

Preparer's Initial: RMK

NORMANDEAU ASSOCIATES™
ENVIRONMENTAL CONSULTANTS

rev:11/08

FIELD DATA SHEET

Page 1 of 1

Project Name:	**TTNUS-STANSBURY CREEK- LOCKHEED MARTIN MIDDLE RIVER COMPLEX**		**Proj. #: 21742.000**
Site Name:	**Stansbury Creek**		**Task #: N/A**
City:	**Middle River**	**State: MD Zip:**	**Date:** 9/30/09

Field Team Leader(s): **RMK, T. Apanavage (TTNUS)**
Field Team Safety Coordinator: RMK
Field Crew: ASF, JBS, CJR, RWL
Arrival/Departure Times: 1410 - 1450
Station ID #: SD-06
Weather: Clear (Cloudy) Rain Other ____
Photos: (Y) N Roll No./Exposure No.: n/a
Wind Conditions (Speed/Direction): 15-25mph - NW

FIELD DATA
Water Depth: ~~66~~ 64"/69" Tide: Ebb (Flood) Low Slack High Slack Other ____ NA
PID: ____ Redox Potential: ____ pH: ____ H^2O Temp.: ____ Air Temp.: ~65°F

SAMPLE/PUSH #1
Core ID#: SD-06 Coring Time: 1420 Penetration Depth: 31" Core Recovery: 24"
Sample Collection Method: Ponar / (Vibracore) / Manual Core Tube Material: (CAB) / Alum / SS Core Diameter (OD): 2" 3" (4")
Vibracore Type: (Rossfelder) / PVL / Portable Clamp-on / NA Sampling Equipment Deconned or Replaced: (Y) N

SAMPLE/PUSH #2
Core ID#: SD06 Coring Time: 1430 Penetration Depth: 31" Core Recovery: 26"
Sample Collection Method: Ponar / (Vibracore) / Manual Core Tube Material: (CAB) / Alum / SS Core Diameter (OD): 2" 3" (4")
Vibracore Type: (Rossfelder) / PVL / Portable Clamp-on / NA Sampling Equipment Deconned or Replaced: (Y) N

SAMPLE/PUSH #3
Core ID#: ____ Coring Time: ____ Penetration Depth: ____ Core Recovery: ____
Sample Collection Method: Ponar / Vibracore / Manual Core Tube Material: CAB / Alum / SS Core Diameter (OD): 2" 3" 4"
Vibracore Type: Rossfelder / PVL / Portable Clamp-on / NA Sampling Equipment Deconned or Replaced: Y N

DGPS DATA

	PUSH #1	PUSH #2
Operator:	RMK	
File Name:	TT-SC-SD-06	TT-SC-SD-06A
Lat / (N):	601730.550	601729.111
Lon / (E):	1477748.242	1477748.162
PDOP:	3.3	2.1

Coordinate Units: Lat/Lon (US Survey Feet)
Datum: NAD1983 (Y) N Other ____
Proj.: MD-1900
GPS Serial #: 0220139040 (TSC1)

COMMENTS / NOTES

PUSH #1 - POOR RECOVERY - REPUSH...
PUSH #2 - OK...
VERY SOFT BOTTOM.

Preparer's Initial: RMK

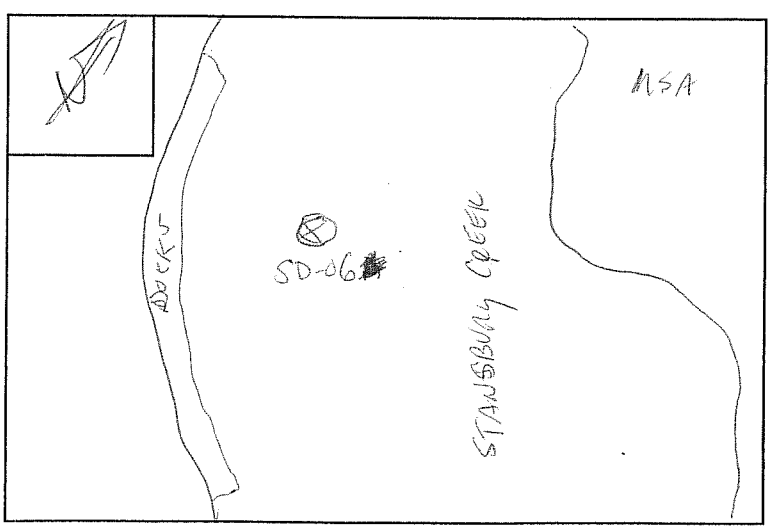

NORMANDEAU ASSOCIATES™
ENVIRONMENTAL CONSULTANTS

rev:11/08

FIELD DATA SHEET

Page 1 of 1

Project Name:	**TTNUS-STANSBURY CREEK- LOCKHEED MARTIN MIDDLE RIVER COMPLEX**		**Proj. #: 21742.000**
Site Name:	**Stansbury Creek**		**Task #: N/A**
City:	**Middle River**	**State: MD Zip:** —	**Date:** 9/29/08

Field Team Leader(s): **RMK, T. Apanavage (TTNUS)**
Field Team Safety Coordinator: RMK
Field Crew: ASF, ~~JBS~~, CJR, BWL
Arrival/Departure Times: 1505-1530
Station ID #: SD-07
Weather: (Clear) Cloudy Rain Other ____
Photos: (Y) N Roll No./Exposure No.: NA
Wind Conditions (Speed/Direction): 15-25 mph - NW

FIELD DATA

Water Depth: 30" Tide: Ebb (Flood) Low Slack High Slack Other ____ NA
PID: — Redox Potential: — pH: — H^2O Temp.: — Air Temp.: ~75°C

SAMPLE/PUSH #1

Core ID#: SD-07 Coring Time: 15:10 Penetration Depth: 31" Core Recovery: 30"
Sample Collection Method: Ponar / (Vibracore) / Manual Core Tube Material: (CAB) / Alum / SS Core Diameter (OD): 2" 3" (4")
Vibracore Type: (Rossfelder) / PVL / Portable Clamp-on / NA Sampling Equipment Deconned or Replaced: (Y) N

SAMPLE/PUSH #2

Core ID#: ____ Coring Time: ____ Penetration Depth: ____ Core Recovery: ____
Sample Collection Method: Ponar / Vibracore / Manual Core Tube Material: CAB / Alum / SS Core Diameter (OD): 2" 3" 4"
Vibracore Type: Rossfelder / PVL / Portable Clamp-on / NA Sampling Equipment Deconned or Replaced: Y N

SAMPLE/PUSH #3

Core ID#: ____ Coring Time: ____ Penetration Depth: ____ Core Recovery: ____
Sample Collection Method: Ponar / Vibracore / Manual Core Tube Material: CAB / Alum / SS Core Diameter (OD): 2" 3" 4"
Vibracore Type: Rossfelder / PVL / Portable Clamp-on / NA Sampling Equipment Deconned or Replaced: Y N

DGPS DATA

Operator: RMK
File Name: T.SC-SD-07
Lat / (N): 601887.521
Lon / (E): 1478533.018
PDOP: 4.8

Coordinate Units: Lat/Lon (US Survey Feet)
Datum: NAD1983 (Y) N Other ____
Proj.: MD-1900
GPS Serial #: 0220139040 (TSC1)

COMMENTS / NOTES

Possible MUDFLAT @ LOW TIDE
DENSE AQUATIC VEGETATION.

N/A

Preparer's Initial: RMK

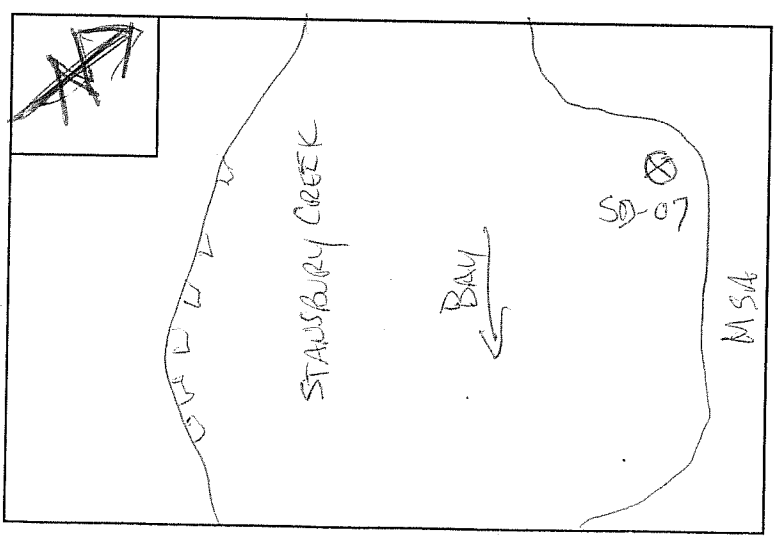

NORMANDEAU ASSOCIATES™
ENVIRONMENTAL CONSULTANTS

rev:11/08

FIELD DATA SHEET

Page 1 of 1

Project Name:	**TTNUS-STANSBURY CREEK- LOCKHEED MARTIN MIDDLE RIVER COMPLEX**		**Proj. #: 21742.000**
Site Name:	**Stansbury Creek**		**Task #: N/A**
City:	**Middle River**	**State: MD Zip:** —	**Date:** 9/29/09

Field Team Leader(s): **RMK, T. Apanavage (TTNUS)**
Field Team Safety Coordinator: RMK
Field Crew: ASF, JBS, CJR, BWL
Arrival/Departure Times: 1440 — 1500
Station ID #: SD-08
Weather: (Clear) Cloudy Rain Other ____
Photos: (Y) N Roll No./Exposure No.: PA
Wind Conditions (Speed/Direction): 15-25 mph NW

FIELD DATA

Water Depth: 46" Tide: Ebb (Flood) Low Slack High Slack Other ____ NA
PID: — Redox Potential: — pH: — H^2O Temp.: — Air Temp.: ~75°F

SAMPLE/PUSH #1

Core ID#: SD-08 Coring Time: 14:50 Penetration Depth: 36" Core Recovery: 36"
Sample Collection Method: Ponar / (Vibracore) / Manual Core Tube Material: (CAB) / Alum / SS Core Diameter (OD): 2" 3" (4"
Vibracore Type: (Rossfelder) / PVL / Portable Clamp-on / NA Sampling Equipment Deconned or Replaced: (Y) N

SAMPLE/PUSH #2

Core ID#: ____ Coring Time: ____ Penetration Depth: ____ Core Recovery: ____
Sample Collection Method: Ponar / Vibracore / Manual Core Tube Material: CAB / Alum / SS Core Diameter (OD): 2" 3" 4"
Vibracore Type: Rossfelder / PVL / Portable Clamp-on / NA Sampling Equipment Deconned or Replaced: Y N

SAMPLE/PUSH #3

Core ID#: ____ Coring Time: ____ Penetration Depth: ____ Core Recovery: ____
Sample Collection Method: Ponar / Vibracore / Manual Core Tube Material: CAB / Alum / SS Core Diameter (OD): 2" 3" 4"
Vibracore Type: Rossfelder / PVL / Portable Clamp-on / NA Sampling Equipment Deconned or Replaced: Y N

DGPS DATA

Operator: RMK
File Name: TT-SC-SD-08
Lat / (N): 60 1396.819
Lon / (E): 1478753.902
PDOP: 4.9

Coordinate Units: Lat/Lon (US Survey Feet)
Datum: NAD1983 (Y) N Other ____
Proj.: MD-1900
GPS Serial #: 0220139040 (TSC1)

COMMENTS / NOTES

DENSE AQU. VEGETATION
POSSIBLE MUDFLAT @ LOW TIDE
N/A

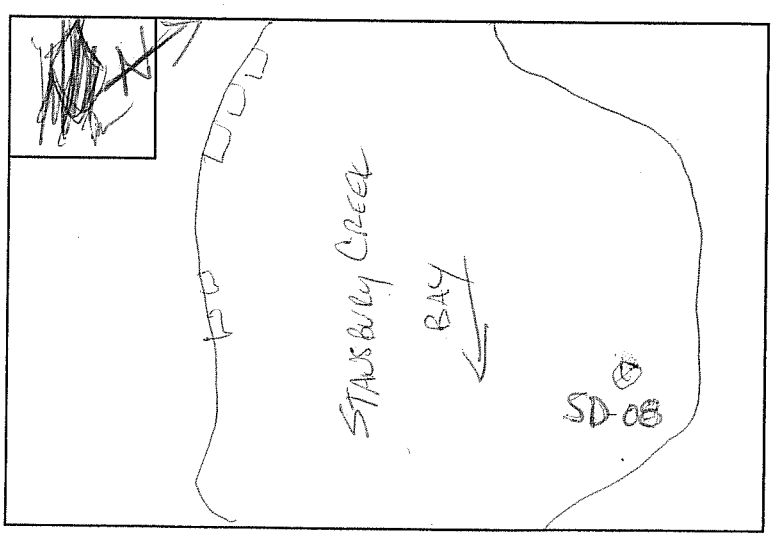

Preparer's Initial: RMK

NORMANDEAU ASSOCIATES™
ENVIRONMENTAL CONSULTANTS

rev:11/08

FIELD DATA SHEET

Page 1 of 1

Project Name:	**TTNUS-STANSBURY CREEK- LOCKHEED MARTIN MIDDLE RIVER COMPLEX**		**Proj. #: 21742.000**
Site Name:	**Stansbury Creek**		**Task #: N/A**
City:	**Middle River**	**State: MD Zip:** —	**Date:** 9/30/09

Field Team Leader(s): **RMK, T. Apanavage (TTNUS)**
Field Team Safety Coordinator: RMK
Field Crew: ASF, ~~JBS~~, CJR, BWL
Arrival/Departure Times: 1500 – 1530
Station ID #: SD-9
Weather: Clear (Cloudy) Rain Other ____
Photos: (Y) N Roll No./Exposure No.: N/A
Wind Conditions (Speed/Direction): 10-15 mph / NW

FIELD DATA

Water Depth: 73" Tide: Ebb (Flood) Low Slack High Slack Other ____ NA
PID: — Redox Potential: — pH: — H^2O Temp.: — Air Temp.: ~68°F

SAMPLE/PUSH #1

Core ID#: SD-09 Coring Time: 1515 Penetration Depth: 31" Core Recovery: 30"
Sample Collection Method: Ponar / (Vibracore) / Manual Core Tube Material: (CAB) / Alum / SS Core Diameter (OD): 2" 3" (4"
Vibracore Type: (Rossfelder) / PVL / Portable Clamp-on / NA Sampling Equipment Deconned or Replaced: (Y) N

SAMPLE/PUSH #2

Core ID#: ____ Coring Time: ____ Penetration Depth: ____ Core Recovery: ____
Sample Collection Method: Ponar / Vibracore / Manual Core Tube Material: CAB / Alum / SS Core Diameter (OD): 2" 3" 4"
Vibracore Type: Rossfelder / PVL / Portable Clamp-on / NA Sampling Equipment Deconned or Replaced: Y N

SAMPLE/PUSH #3

Core ID#: ____ Coring Time: ____ Penetration Depth: ____ Core Recovery: ____
Sample Collection Method: Ponar / Vibracore / Manual Core Tube Material: CAB / Alum / SS Core Diameter (OD): 2" 3" 4"
Vibracore Type: Rossfelder / PVL / Portable Clamp-on / NA Sampling Equipment Deconned or Replaced: Y N

DGPS DATA

Operator: RMK
File Name: TT-SC-SD-09
Lat / (N): 600994.497
Lon / (E): 1478496.570
PDOP: 4.9

Coordinate Units: Lat/Lon ~~US Survey Feet~~
Datum: NAD1983 (Y) N Other ____
Proj.: MD-1900
GPS Serial #: 0220139040 (TSC1)

COMMENTS / NOTES

SOFT BOTTOM (VERY SOFT)

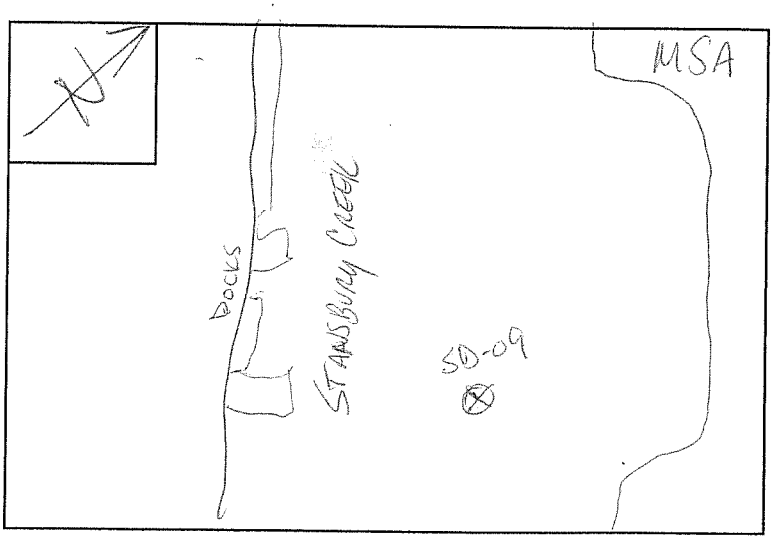

Preparer's Initial:

NORMANDEAU ASSOCIATES™
ENVIRONMENTAL CONSULTANTS

rev:11/08

FIELD DATA SHEET

Page 1 of 1

Project Name:	**TTNUS-STANSBURY CREEK- LOCKHEED MARTIN MIDDLE RIVER COMPLEX**		**Proj. #: 21742.000**
Site Name:	**Stansbury Creek**		**Task #: N/A**
City:	**Middle River**	**State: MD Zip:**	**Date:** 9/30/09

Field Team Leader(s): **RMK, T. Apanavage (TTNUS)**
Field Team Safety Coordinator: RMK
Field Crew: ASF, JBS, CJR, BWL
Arrival/Departure Times: 0930 – 1020
Station ID #: SD-10
Weather: Clear (Cloudy) Rain Other ____
Photos: (Y) N Roll No./Exposure No.: NA
Wind Conditions (Speed/Direction): 5-10mph/NW

FIELD DATA

Water Depth: 28"
Tide: (Ebb) Flood Low Slack High Slack Other ____ NA
PID: ____ Redox Potential: ____ pH: ____ H^2O Temp.: ____ Air Temp.: ~65°F

SAMPLE/PUSH #1

Core ID#: SD-10 Coring Time: 1000 Penetration Depth: 31" Core Recovery: 28"
Sample Collection Method: Ponar / (Vibracore) / Manual Core Tube Material: (CAB) / Alum / SS Core Diameter (OD): 2" 3" (4"
Vibracore Type: (Rossfelder) / PVL / Portable Clamp-on / NA Sampling Equipment Deconned or Replaced: (Y) N

SAMPLE/PUSH #2

Core ID#: SD-10 Coring Time: ____ Penetration Depth: ____ Core Recovery: ____
Sample Collection Method: Ponar / Vibracore / Manual Core Tube Material: CAB / Alum / SS Core Diameter (OD): 2" 3" 4"
Vibracore Type: Rossfelder / PVL / Portable Clamp-on / NA Sampling Equipment Deconned or Replaced: Y N

SAMPLE/PUSH #3

Core ID#: ____ Coring Time: ____ Penetration Depth: ____ Core Recovery: ____
Sample Collection Method: Ponar / Vibracore / Manual Core Tube Material: CAB / Alum / SS Core Diameter (OD): 2" 3" 4"
Vibracore Type: Rossfelder / PVL / Portable Clamp-on / NA Sampling Equipment Deconned or Replaced: Y N

DGPS DATA

Operator: RMK
File Name: TT-SC-SD-10
Lat / (N): 600750.778
Lon / (E): 1479081.202
PDOP: 2.1

Coordinate Units: Lat/Lon (US Survey Feet)
Datum: NAD1983 (Y) N Other ____
Proj.: MD-1900
GPS Serial #: 0220139040 (TSC1)

COMMENTS / NOTES

VERY THICK W/ AQUATIC VEGETATION
MUD FLAT @ LOW TIDE (POSSIBLE)

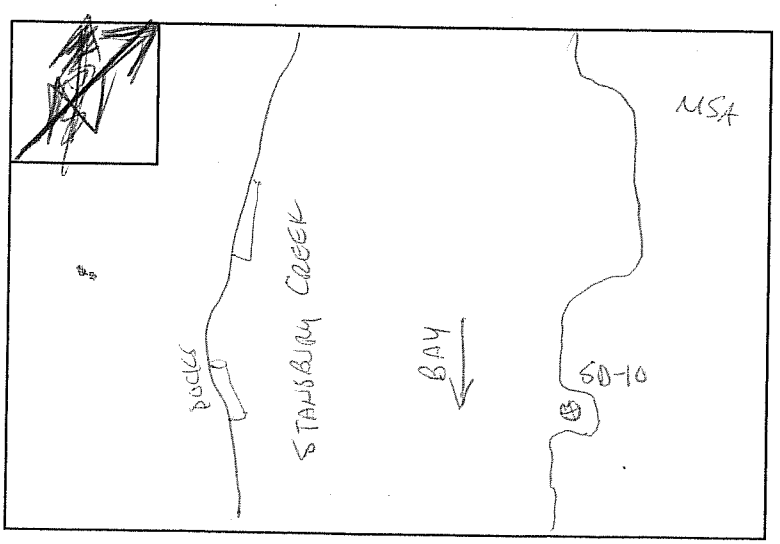

Preparer's Initial:

NORMANDEAU ASSOCIATES™
ENVIRONMENTAL CONSULTANTS

rev:11/08

FIELD DATA SHEET

Page 1 of 1

Project Name:	**TTNUS-STANSBURY CREEK- LOCKHEED MARTIN MIDDLE RIVER COMPLEX**		**Proj. #: 21742.000**
Site Name:	**Stansbury Creek**		**Task #: N/A**
City:	**Middle River**	**State: MD Zip:**	**Date: 10/1/09**

Field Team Leader(s): **RMK, T. Apanavage (TTNUS)**
Field Team Safety Coordinator: RMK
Field Crew: ASF, JBS, CJR, BNL
Arrival/Departure Times: 1030 – 1055
Station ID #: SD-11
Weather: (Clear) Cloudy Rain Other ____
Photos: (Y) N Roll No./Exposure No.: N/A
Wind Conditions (Speed/Direction): 10-15mph NW

FIELD DATA

Water Depth: 84" Tide: (Ebb) Flood Low Slack High Slack Other ____ NA
PID: — Redox Potential: — pH: — H^2O Temp.: — Air Temp.: ~65°F

SAMPLE/PUSH #1

Core ID#: SD-11 Coring Time: 1040 Penetration Depth: 50" Core Recovery: 49"
Sample Collection Method: Ponar / (Vibracore) / Manual Core Tube Material: (CAB) / Alum / SS Core Diameter (OD): 2" 3" (4")
Vibracore Type: (Rossfelder) / PVL / Portable Clamp-on / NA Sampling Equipment Deconned or Replaced: (Y) N

SAMPLE/PUSH #2

Core ID#: ____ Coring Time: ____ Penetration Depth: ____ Core Recovery: ____
Sample Collection Method: Ponar / Vibracore / Manual Core Tube Material: CAB / Alum / SS Core Diameter (OD): 2" 3" 4"
Vibracore Type: Rossfelder / PVL / Portable Clamp-on / NA Sampling Equipment Deconned or Replaced: Y N

SAMPLE/PUSH #3

Core ID#: ____ Coring Time: ____ Penetration Depth: ____ Core Recovery: ____
Sample Collection Method: Ponar / Vibracore / Manual Core Tube Material: CAB / Alum / SS Core Diameter (OD): 2" 3" 4"
Vibracore Type: Rossfelder / PVL / Portable Clamp-on / NA Sampling Equipment Deconned or Replaced: Y N

DGPS DATA

Operator: RMK
File Name: TT-SC-SD-11
Lat / (N): 599798.990
Lon / (E): 1478917.022
PDOP: 2.6

Coordinate Units: Lat/Lon (US Survey Feet)
Datum: NAD1983 (Y) N Other ____
Proj.: MD-1900
GPS Serial #: 0220139040 (TSC1)

COMMENTS / NOTES

SOFT BOTTOM ...

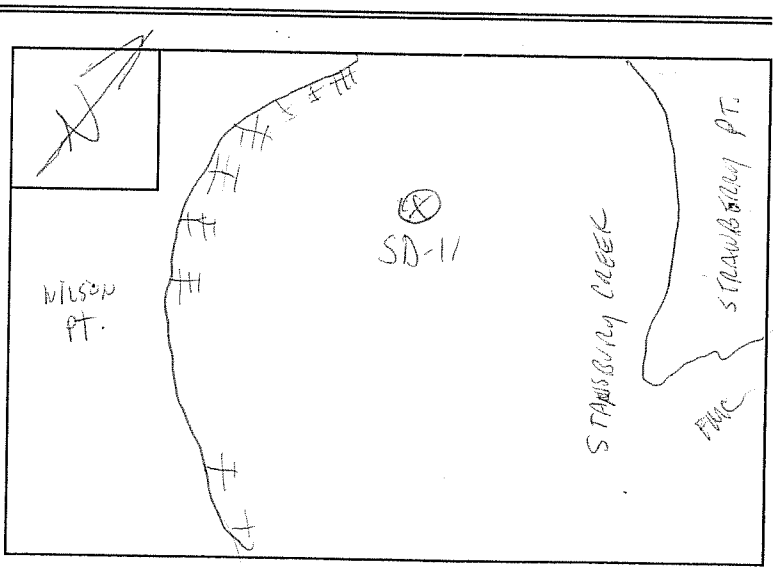

Preparer's Initial: RMK

NORMANDEAU ASSOCIATES™
ENVIRONMENTAL CONSULTANTS

rev:11/08

FIELD DATA SHEET

Page 1 of 1

Project Name:	**TTNUS-STANSBURY CREEK- LOCKHEED MARTIN MIDDLE RIVER COMPLEX**		**Proj. #: 21742.000**
Site Name:	**Stansbury Creek**		**Task #: N/A**
City:	**Middle River**	**State: MD Zip:** —	**Date:** 9/30/09

Field Team Leader(s): **RMK, T. Apanavage (TTNUS)**
Field Team Safety Coordinator: RMK
Field Crew: ASF, JBS, CJR, BWL
Arrival/Departure Times: 1040 – 1110
Station ID #: SD-12
Weather: Clear (Cloudy) Rain Other ____
Photos: (Y) N Roll No./Exposure No.: NA
Wind Conditions (Speed/Direction): 10-12mph/NW

FIELD DATA

Water Depth: 24" Tide: (Ebb) Flood Low Slack High Slack Other ____ NA
PID: — Redox Potential: — pH: — H^2O Temp.: — Air Temp.: ~65°F

SAMPLE/PUSH #1

Core ID#: SD-12 Coring Time: 1048 Penetration Depth: 31" Core Recovery: 29"
Sample Collection Method: Ponar / (Vibracore) / Manual Core Tube Material: (CAB) / Alum / SS Core Diameter (OD): 2" 3" (4"
Vibracore Type: (Rossfelder) / PVL / Portable Clamp-on / NA Sampling Equipment Deconned or Replaced: (Y) N

SAMPLE/PUSH #2

Core ID#: ____ Coring Time: ____ Penetration Depth: ____ Core Recovery: ____
Sample Collection Method: Ponar / Vibracore / Manual Core Tube Material: CAB / Alum / SS Core Diameter (OD): 2" 3" 4"
Vibracore Type: Rossfelder / PVL / Portable Clamp-on / NA Sampling Equipment Deconned or Replaced: Y N

SAMPLE/PUSH #3

Core ID#: ____ Coring Time: ____ Penetration Depth: ____ Core Recovery: ____
Sample Collection Method: Ponar / Vibracore / Manual Core Tube Material: CAB / Alum / SS Core Diameter (OD): 2" 3" 4"
Vibracore Type: Rossfelder / PVL / Portable Clamp-on / NA Sampling Equipment Deconned or Replaced: Y N

DGPS DATA

Operator: RMK
File Name: TT-SC-SD-12
Lat / (N): 599822.685
Lon / (E): 1479495.559
PDOP: 2.0

Coordinate Units: Lat/Lon ~~US Survey Feet~~
Datum: NAD1983 (Y) N Other ____
Proj.: MD-1900
GPS Serial #: 0220139040 (TSC1)

COMMENTS / NOTES

N/A

MUDFLAT @ LOW TIDE (POSSIBLY)

SOME AQUATIC VEG

Preparer's Initial: RMK

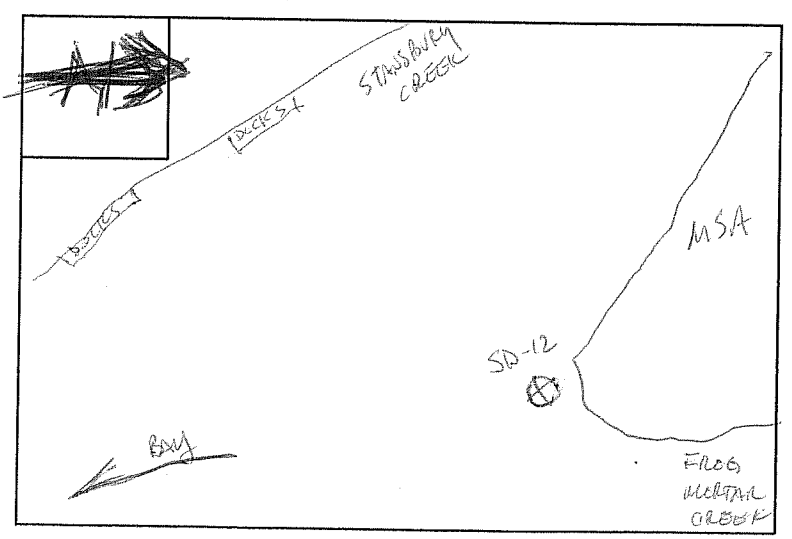

NORMANDEAU ASSOCIATES™
ENVIRONMENTAL CONSULTANTS

rev:11/08

FIELD DATA SHEET

Page 2 of 1

Project Name:	**TTNUS-STANSBURY CREEK- LOCKHEED MARTIN MIDDLE RIVER COMPLEX**		**Proj. #: 21742.000**
Site Name:	**Stansbury Creek**		**Task #: N/A**
City:	**Middle River**	**State: MD Zip:**	**Date:** 9/30/09

Field Team Leader(s): **RMK, T. Apanavage (TTNUS)**
Field Team Safety Coordinator: RMK
Field Crew: ASF, ~~JBS~~, CJR BWL
Arrival/Departure Times: 1250 - 1350
Station ID #: SD-13
Weather: Clear (Cloudy) Rain Other
Photos: (Y) N Roll No./Exposure No.: NA
Wind Conditions (Speed/Direction): 15-25 mph / N

FIELD DATA

Water Depth: 9'4" Tide: Ebb Flood (Low Slack) High Slack Other NA
PID: — Redox Potential: — pH: — H^2O Temp.: — Air Temp.: ~62°F

SAMPLE/PUSH #1

Core ID#: SD-13 Coring Time: 1325 Penetration Depth: 31" Core Recovery: 30"
Sample Collection Method: Ponar / (Vibracore) / Manual Core Tube Material: (CAB) / Alum / SS Core Diameter (OD): 2" 3" (4"
Vibracore Type: (Rossfelder) / PVL / Portable Clamp-on / NA Sampling Equipment Deconned or Replaced: (Y) N

SAMPLE/PUSH #2

Core ID#: Coring Time: Penetration Depth: Core Recovery:
Sample Collection Method: Ponar / Vibracore / Manual Core Tube Material: CAB / Alum / SS Core Diameter (OD): 2" 3" 4"
Vibracore Type: Rossfelder / PVL / Portable Clamp-on / NA Sampling Equipment Deconned or Replaced: Y N

SAMPLE/PUSH #3

Core ID#: Coring Time: Penetration Depth: Core Recovery:
Sample Collection Method: Ponar / Vibracore / Manual Core Tube Material: CAB / Alum / SS Core Diameter (OD): 2" 3" 4"
Vibracore Type: Rossfelder / PVL / Portable Clamp-on / NA Sampling Equipment Deconned or Replaced: Y N

DGPS DATA

Operator: RMK
File Name: TT-SC-SD-13
Lat / (N): 602001.222
Lon / (E): 1481420.260
PDOP: 1.8

Coordinate Units: Lat/Lon (US Survey Feet)
Datum: NAD1983 (Y) N Other
Proj.: MD-1900
GPS Serial #: 0220139040 (TSC1)

COMMENTS / NOTES

WINDY (VERY)
NEAR FMC CHANNEL.
VERY SOFT BOTTOM - SOME SHELLS STUCK TO CASING -H

Preparer's Initial: RMK

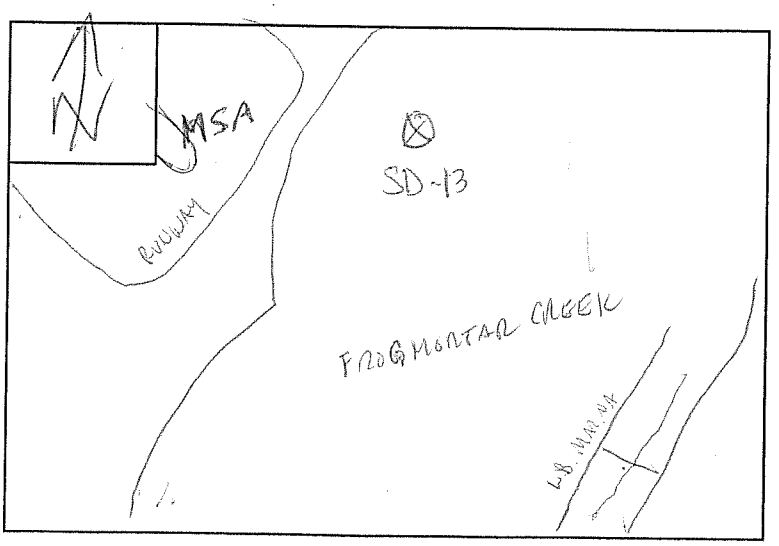

NORMANDEAU ASSOCIATES™
ENVIRONMENTAL CONSULTANTS

rev:11/08

FIELD DATA SHEET

Project Name:	**TTNUS-STANSBURY CREEK- LOCKHEED MARTIN MIDDLE RIVER COMPLEX**		**Proj. #: 21742.000**
Site Name:	**Stansbury Creek**		**Task #: N/A**
City:	**Middle River**	**State: MD Zip:** —	**Date:** 10 / 1 / 09

Field Team Leader(s): **RMK, T. Apanavage (TTNUS)**
Field Team Safety Coordinator: RMK
Field Crew: ASF, ~~JBS~~, CJR, BWL
Arrival/Departure Times: 1000 – 1020
Station ID #: SD-14
Weather: Clear Cloudy Rain Other
Photos: Y N Roll No./Exposure No.: NA
Wind Conditions (Speed/Direction): 5-15 mph / NW

FIELD DATA

Water Depth: 97" Tide: Ebb Flood Low Slack High Slack Other NA
PID: — Redox Potential: pH: — H^2O Temp.: Air Temp.: ~65°F

SAMPLE/PUSH #1

Core ID#: SD-14 Coring Time: 1010 Penetration Depth: 30" Core Recovery: 29.5"
Sample Collection Method: Ponar / Vibracore / Manual Core Tube Material: CAB / Alum / SS Core Diameter (OD): 2" 3" 4"
Vibracore Type: Rossfelder / PVL / Portable Clamp-on / NA Sampling Equipment Deconned or Replaced: Y N

SAMPLE/PUSH #2

Core ID#: Coring Time: Penetration Depth: Core Recovery:
Sample Collection Method: Ponar / Vibracore / Manual Core Tube Material: CAB / Alum / SS Core Diameter (OD): 2" 3" 4"
Vibracore Type: Rossfelder / PVL / Portable Clamp-on / NA Sampling Equipment Deconned or Replaced: Y N

SAMPLE/PUSH #3

Core ID#: Coring Time: Penetration Depth: Core Recovery:
Sample Collection Method: Ponar / Vibracore / Manual Core Tube Material: CAB / Alum / SS Core Diameter (OD): 2" 3" 4"
Vibracore Type: Rossfelder / PVL / Portable Clamp-on / NA Sampling Equipment Deconned or Replaced: Y N

DGPS DATA

Operator: RMK
File Name: TT-SC-SD-14
Lat / N: 599089.902
Lon / E: 1479799.647
PDOP: 2.2

Coordinate Units: Lat/Lon US Survey Feet
Datum: NAD1983 Y N Other
Proj.: MD-1900
GPS Serial #: 0220139040 (TSC1)

COMMENTS / NOTES

~~Very~~ HARD SANDY BOTTOM, BUT NOT AS HARD AS SD-15. HIT REFUSAL AT 30".

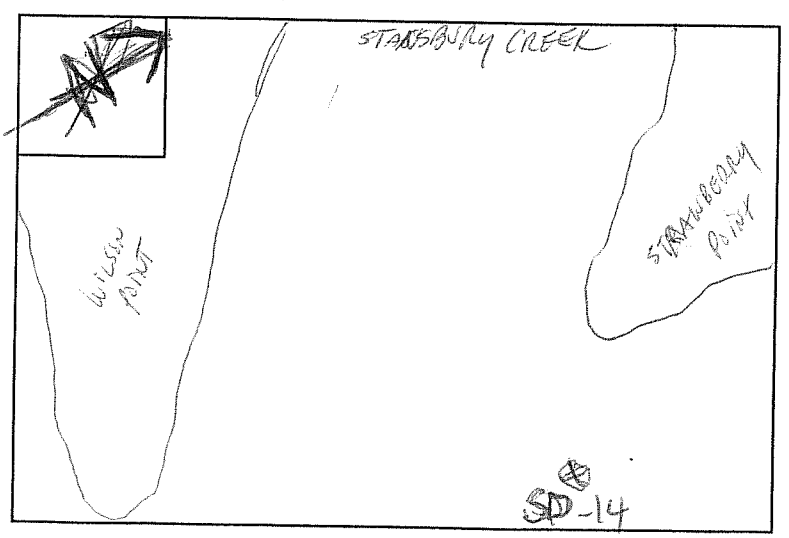

Preparer's Initial: RMK

NORMANDEAU ASSOCIATES™
ENVIRONMENTAL CONSULTANTS

rev:1 1

FIELD DATA SHEET

Page 1 of 6

Project Name:	**TTNUS-STANSBURY CREEK- LOCKHEED MARTIN MIDDLE RIVER COMPLEX**		**Proj. #: 21742.000**
Site Name:	**Stansbury Creek**		**Task #: N/A**
City:	**Middle River**	**State: MD Zip:** —	**Date:** 10/1/09

Field Team Leader(s): **RMK, T. Apanavage (TTNUS)**
Field Team Safety Coordinator: RMK
Field Crew: ASF, ~~JBS~~, CJR, BWL
Arrival/Departure Times: 0810 – 0950
Station ID #: SD-15
Weather: Clear Cloudy Rain Other
Photos: Y N Roll No./Exposure No.: NA
Wind Conditions (Speed/Direction): 0-2aph – NW

FIELD DATA

Water Depth: 49" / 48" A / 48" B Tide: Ebb Flood Low Slack High Slack Other NA
PID: Redox Potential: pH: H^2O Temp.: Air Temp.: ~62°F

SAMPLE/PUSH #1

Core ID#: SD-15 Coring Time: 0900 Penetration Depth: 17" Core Recovery: 17"
Sample Collection Method: Ponar / Vibracore / Manual Core Tube Material: CAB / Alum / SS Core Diameter (OD): 2" 3" 4"
Vibracore Type: Rossfelder / PVL / Portable Clamp-on / NA Sampling Equipment Deconned or Replaced: Y N

SAMPLE/PUSH #2

Core ID#: SD-15 Coring Time: 0910 Penetration Depth: 16" Core Recovery: 16"
Sample Collection Method: Ponar / Vibracore / Manual Core Tube Material: CAB / Alum / SS Core Diameter (OD): 2" 3" 4"
Vibracore Type: Rossfelder / PVL / Portable Clamp-on / NA Sampling Equipment Deconned or Replaced: Y N

SAMPLE/PUSH #3

Core ID#: SD-15 Coring Time: 0920 Penetration Depth: 14" Core Recovery: 14" SAND WASHED OUT OF TUBE
Sample Collection Method: Ponar / Vibracore / Manual Core Tube Material: CAB / Alum / SS Core Diameter (OD): 2" 3" 4"
Vibracore Type: Rossfelder / PVL / Portable Clamp-on / NA Sampling Equipment Deconned or Replaced: Y N

DGPS DATA

Operator:	PUSH#1 RMK	PUSH#2
File Name:	TT-SC-SD-15	TT-SC-SD-15A
Lat / N:	598030.448	598031.710
Lon / E:	1479099.752	1479101.347
PDOP:	3.1	2.1

Coordinate Units: Lat/Lon US Survey Feet
Datum: NAD1983 Y N Other
Proj.: MD-1900
GPS Serial #: 0220139040 (TSC1)

COMMENTS / NOTES

PUSH#1 – HIT REFUSAL @ 17". HARD PACK SAND, SMALL SHELLS... REPOSITIONED FOR PUSH 2
PUSH#2 – SAME AS PUSH #1, REPO. FOR #3.
PUSH#3 – PDOP-2.1 598057.194 TT-SC-SD-15B
EVEN WORSE/SHELLS/SAND 1479103.993
~~PUSH#4 – SEE BACK~~ SEE PG #2

~~SEE BACK PAGE~~

Preparer's Initial: RMK

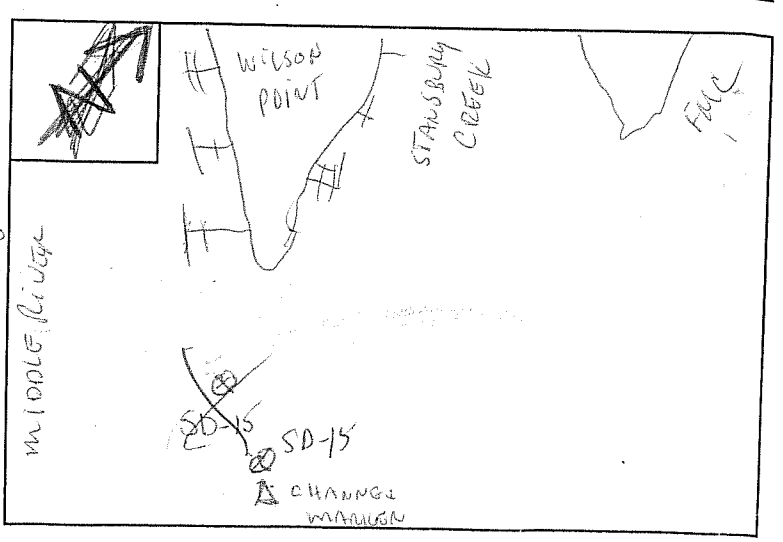

NORMANDEAU ASSOCIATES™
ENVIRONMENTAL CONSULTANTS

rev:11/08

FIELD DATA SHEET

Page 2 of 2

Project Name:	**TTNUS-STANSBURY CREEK- LOCKHEED MARTIN MIDDLE RIVER COMPLEX**	**Proj. #: 21742.000**
Site Name:	**Stansbury Creek**	**Task #: N/A**
City:	**Middle River** **State: MD** **Zip:** ———	**Date:** 10 / 1 / 09

Field Team Leader(s): **RMK, T. Apanavage (TTNUS)** Field Team Safety Coordinator: RMK

Field Crew: ASF, JBS, CJR, BWL Arrival/Departure Times: 0810-0950

Station ID #: SD-15 Weather: (Clear) Cloudy Rain Other ____

Photos: (Y) N Roll No./Exposure No.: NA Wind Conditions (Speed/Direction): 0-2mph-NW

FIELD DATA

Water Depth: 47" Tide: (Ebb) Flood Low Slack High Slack Other ____ NA

PID: ——— Redox Potential: ——— pH: ——— H^2O Temp.: ——— Air Temp.: ~62°F

SAMPLE/PUSH #1 ~~#1~~ #4

Core ID#: SD-15 Coring Time: 0930 Penetration Depth: 15" Core Recovery: 15"

Sample Collection Method: Ponar / (Vibracore) / Manual Core Tube Material: (CAB) / Alum / SS Core Diameter (OD): 2" 3" (4")

Vibracore Type: (Rossfelder) / PVL / Portable Clamp-on / NA Sampling Equipment Deconned or Replaced: (Y) N

SAMPLE/PUSH #2

Core ID#: ——— Coring Time: ——— Penetration Depth: ——— Core Recovery: ———

Sample Collection Method: Ponar / Vibracore / Manual Core Tube Material: CAB / Alum / SS Core Diameter (OD): 2" 3" 4"

Vibracore Type: Rossfelder / PVL / Portable Clamp-on / NA Sampling Equipment Deconned or Replaced: Y N

SAMPLE/PUSH #3

Core ID#: ——— Coring Time: ——— Penetration Depth: ——— Core Recovery: ———

Sample Collection Method: Ponar / Vibracore / Manual Core Tube Material: CAB / Alum / SS Core Diameter (OD): 2" 3" 4"

Vibracore Type: Rossfelder / PVL / Portable Clamp-on / NA Sampling Equipment Deconned or Replaced: Y N

DGPS DATA

Operator: RMK

File Name: TT-SC-SD-15C

Lat / (N): 5978 14.573

Lon / (E): 1479 233.313

PDOP: 2.2

Coordinate Units: Lat/Lon (US Survey Feet)

Datum: NAD1983 (Y) N Other ____

Proj.: MD-1900

GPS Serial #: 0220139040 (TSC1)

COMMENTS / NOTES

HARD PACKED SAND — NO PENETRATION BEYOND 75-17" LAYER.

SAVED FOR PROCESSING.

See page #1 of 2

Preparer's Initial: [signature]

PROJECT NUMBER	BORING NUMBER
21742.000	SD-01 SHEET 1 OF 1

Normandeau Soil Boring Log

9/29/09

STANSBURY CREEK, LOCKHEED MARTIN

PROJECT : MIDDLE RIVER COMPLEX — LOCATION : Stansbury Creek, Middle River, MD

ELEVATION : N/A — DRILLING CONTRACTOR : Normandeau Associates

DRILLING METHOD AND EQUIPMENT USED : PVL or Rossfelder VC/Ponar® Sediment Grab/Manually-pushed boring

WATER LEVELS : 28" — START : 15:40 — END : 16:00 — LOGGER : BWL

DEPTH BELOW SURFACE (FT)	INTERVAL (FT) / RECOVERY (FT) / #/TYPE	STANDARD PENETRATION TEST RESULTS 6"-6"-6"-6" (N)	CORE DESCRIPTION: SOIL NAME, USCS GROUP SYMBOL, COLOR, MOISTURE CONTENT, RELATIVE DENSITY OR CONSISTENCY, SOIL STRUCTURE, MINERALOGY.	COMMENTS: DEPTH OF CASING, DRILLING RATE, DRILLING FLUID LOSS, TESTS, AND INSTRUMENTATION.
0			0-10" | 5Y 2.5/2 odor: mucky smell clay consistency some fine sand	SD-01-S @ 16:35
1'			10-25" | 5YR 5/8 odor: none clay	SD-01-01 @ 16:45
2'			25"-28" | 10YR 5/8 odor: none	SD-01-02 @ 16:50
2'7"			28"-31" | 5Y 2.5/1 odor: none	

PROJECT NUMBER	BORING NUMBER
21742.000	SD-02 SHEET 1 OF 1

Normandeau Soil Boring Log

9/30/09

PROJECT : STANSBURY CREEK, LOCKHEED MARTIN MIDDLE RIVER COMPLEX
LOCATION : Stansbury Creek, Middle River, MD
ELEVATION : N/A
DRILLING CONTRACTOR : Normandeau Associates
DRILLING METHOD AND EQUIPMENT USED : PVL or Rossfelder VC/Ponar® Sediment Grab/Manually-pushed boring
WATER LEVELS : 36"
START : 8:25 END : 8:50 LOGGER : BWL

DEPTH BELOW SURFACE (FT)	INTERVAL (FT)	RECOVERY (FT)	#/TYPE	STANDARD PENETRATION TEST RESULTS 6"-6"-6"-6" (N)	CORE DESCRIPTION: SOIL NAME, USCS GROUP SYMBOL, COLOR, MOISTURE CONTENT, RELATIVE DENSITY OR CONSISTENCY, SOIL STRUCTURE, MINERALOGY.	COMMENTS: DEPTH OF CASING, DRILLING RATE, DRILLING FLUID LOSS, TESTS, AND INSTRUMENTATION.
1'					0-16" 3/10Y Gley organic, debris, Sandy clay, wet odor: sulfur smell	SD-02-SS @ 9:20
					16"-20" 5Y 4/1 gravel, sand, organic debris up to 10mm in length no odor	SD-02-01 @ 9:25
2'					20"-26" 3/10Y Gley clay sand, organic debris no odor	SD-02-02 @ 9:30
2'6"	total length = 2'6"					
3'					26-30" 5/N Gley sandy clay with large grains of sand & gravel no odor some organics	
					core processed by CJR	

PROJECT NUMBER	BORING NUMBER
21742.000	SD-03 SHEET 1 OF 1

Normandeau Soil Boring Log

9/30/09

PROJECT : STANSBURY CREEK, LOCKHEED MARTIN
MIDDLE RIVER COMPLEX
LOCATION : Stansbury Creek, Middle River, MD

ELEVATION : N/A
DRILLING CONTRACTOR : Normandeau Associates

DRILLING METHOD AND EQUIPMENT USED : PVL or ~~Rossfelder~~ VC/Ponar® Sediment Grab/Manually-pushed boring

WATER LEVELS : 19" START : 0900 END : 0935 LOGGER : BWL

DEPTH BELOW SURFACE (FT)	INTERVAL (FT)	RECOVERY (FT)	#/TYPE	STANDARD PENETRATION TEST RESULTS 6"-6"-6"-6" (N)	CORE DESCRIPTION: SOIL NAME, USCS GROUP SYMBOL, COLOR, MOISTURE CONTENT, RELATIVE DENSITY OR CONSISTENCY, SOIL STRUCTURE, MINERALOGY.	COMMENTS: DEPTH OF CASING, DRILLING RATE, DRILLING FLUID LOSS, TESTS, AND INSTRUMENTATION.
					0-10"	SD-03-55 @ 10:30
					Sulfur odor	
					mottled 10YR 3/6 ~~fine~~ many	
1'					matrix 2.5 10Y	
					2.5 N few distinct mottles	SD-03-01 @ 10:35
					10"-20"	SD-03-01 @ 10:37 "duplicate"
					sandy clay, organic debris	
					odor: none	
2'					20"-27" 4-N Gley matrix	SD-03-02 @ 10:40
					10YR 4/6 indistinct mottle	
					2.5N distinct mottling (few)	
					27"-29.5" 7.5YR 5/8 matrix	
	2' 5.5"				few indistinct mottles, sand	
					no odor	
					likely fill material	
	total length = 29.5"					

PROJECT NUMBER	BORING NUMBER
21742.000	SD-04 SHEET 1 OF 1

Normandeau Soil Boring Log

9/29/09

PROJECT : STANSBURY CREEK, LOCKHEED MARTIN MIDDLE RIVER COMPLEX
LOCATION : Stansbury Creek, Middle River, MD
ELEVATION : N/A
DRILLING CONTRACTOR : Normandeau Associates
DRILLING METHOD AND EQUIPMENT USED : PVL or Rossfelder VC/Ponar® Sediment Grab/Manually-pushed boring
WATER LEVELS : 5.0'
START : 12:00 END : 12:40
LOGGER : BWL

DEPTH BELOW SURFACE (FT)	INTERVAL (FT)	RECOVERY (FT)	#/TYPE	STANDARD PENETRATION TEST RESULTS 6"-6"-6"-6" (N)	CORE DESCRIPTION: SOIL NAME, USCS GROUP SYMBOL, COLOR, MOISTURE CONTENT, RELATIVE DENSITY OR CONSISTENCY, SOIL STRUCTURE, MINERALOGY.	COMMENTS: DEPTH OF CASING, DRILLING RATE, DRILLING FLUID LOSS, TESTS, AND INSTRUMENTATION.
1					2.5 10 Y No odor fine muck, some fine sand, homogenous	SD-4-SS @ 1:30 0-6" COC 12:35 SD-4-01 @ 1:38 10-14" COC 12:35
2						SD-4-02 @ 1:45 22"-26" COC 12:35
26"						

NAI-Boring Log Form-6/05

PROJECT NUMBER	BORING NUMBER
21742.000	SD-05 SHEET 1 OF 1

Normandeau Soil Boring Log

9/29/09

STANSBURY CREEK, LOCKHEED MARTIN

PROJECT : MIDDLE RIVER COMPLEX — LOCATION : Stansbury Creek, Middle River, MD

ELEVATION : N/A — DRILLING CONTRACTOR : Normandeau Associates

DRILLING METHOD AND EQUIPMENT USED : PVL or Rossfelder VC/Ponar® Sediment Grab/Manually-pushed boring

WATER LEVELS : 50" — START : 13:30 — END : 14:15 — LOGGER : BWL

DEPTH BELOW SURFACE (FT)	INTERVAL (FT)	RECOVERY (FT)	#/TYPE	STANDARD PENETRATION TEST RESULTS 6"-6"-6"-6" (N)	CORE DESCRIPTION: SOIL NAME, USCS GROUP SYMBOL, COLOR, MOISTURE CONTENT, RELATIVE DENSITY OR CONSISTENCY, SOIL STRUCTURE, MINERALOGY.	COMMENTS: DEPTH OF CASING, DRILLING RATE, DRILLING FLUID LOSS, TESTS, AND INSTRUMENTATION.
1'					0-5" 2.5 Y 10 YR odor: slight hydrogen sulfide odor soft, mucky	SD-05-SS @ 15:06 Duplicate @ 15:10
2'					6-24" 5 YR 5/4 clay odor: hydrogen sulfide	SD-05-01 @ 15:15
2½"					25-30" 2.5 Y 2.5/1 silty clay no odor	SD-05-02 @ 15:20

PROJECT NUMBER	BORING NUMBER
21742.000	SD-06 SHEET 1 OF 1

Normandeau Soil Boring Log 9/30/09

PROJECT : STANSBURY CREEK, LOCKHEED MARTIN MIDDLE RIVER COMPLEX
LOCATION : Stansbury Creek, Middle River, MD
ELEVATION : N/A
DRILLING CONTRACTOR : Normandeau Associates
DRILLING METHOD AND EQUIPMENT USED : PVL or ~~Rossfelder VC~~/Ponar® Sediment Grab/Manually-pushed boring
WATER LEVELS : 6911
START : 14:10 END : 14:50 LOGGER : BWZ

DEPTH BELOW SURFACE (FT)	INTERVAL (FT)	RECOVERY (FT)	#/TYPE	STANDARD PENETRATION TEST RESULTS 6"-6"-6"-6" (N)	CORE DESCRIPTION: SOIL NAME, USCS GROUP SYMBOL, COLOR, MOISTURE CONTENT, RELATIVE DENSITY OR CONSISTENCY, SOIL STRUCTURE, MINERALOGY.	COMMENTS: DEPTH OF CASING, DRILLING RATE, DRILLING FLUID LOSS, TESTS, AND INSTRUMENTATION.
					0-2'11" matrix 2.5/N Gley no odor no sand wet, muck homogenous	SD-06-55 @ 15:43
1'						SD-06-01 @ 15:50
2'					2-2'11" 3/5GY Gley; matrix few 2.5/N mottles and 10YR 4/6 mottles no odor	SD-06-02 @ 15:55
2'2"						
					total length = 2'11"	

PROJECT NUMBER	BORING NUMBER	
21742.000	SD-07	SHEET 1 OF 1

Normandeau Soil Boring Log

9/29/09

STANSBURY CREEK, LOCKHEED MARTIN

PROJECT : MIDDLE RIVER COMPLEX LOCATION : Stansbury Creek, Middle River, MD

ELEVATION : N/A DRILLING CONTRACTOR : Normandeau Associates

DRILLING METHOD AND EQUIPMENT USED : PVL or Rossfelder VC/Ponar® Sediment Grab/Manually-pushed boring

WATER LEVELS : 30" START : 15:05 END : 15:30 LOGGER : BWL

DEPTH BELOW SURFACE (FT)	INTERVAL (FT)	RECOVERY (FT)	#/TYPE	STANDARD PENETRATION TEST RESULTS 6"-6"-6"-6" (N)	CORE DESCRIPTION: SOIL NAME, USCS GROUP SYMBOL, COLOR, MOISTURE CONTENT, RELATIVE DENSITY OR CONSISTENCY, SOIL STRUCTURE, MINERALOGY.	COMMENTS: DEPTH OF CASING, DRILLING RATE, DRILLING FLUID LOSS, TESTS, AND INSTRUMENTATION.
1'					0-30" 2.5 Y 3/1 odor: hydrogen sulfide high sand content sandy clay/silt wood, clam shells	SD-07-SS@ 17:20 SD-07-01@ 17:25 SD-07-02@ 17:30
2'						
2'6"						

PROJECT NUMBER	BORING NUMBER	
21742.000	SD-08	SHEET 1 OF 1

Normandeau Soil Boring Log

processed: 9/30/09
collected: 9/29/09

PROJECT : STANSBURY CREEK, LOCKHEED MARTIN
MIDDLE RIVER COMPLEX
LOCATION : Stansbury Creek, Middle River, MD

ELEVATION : N/A
DRILLING CONTRACTOR : Normandeau Associates

DRILLING METHOD AND EQUIPMENT USED : PVL or Rossfelder VC/Ronar® Sediment Grab/Manually-pushed boring

WATER LEVELS : 46"
START : 14:40 END : 15:10 LOGGER : BWL

DEPTH BELOW SURFACE (FT)	INTERVAL (FT)	RECOVERY (FT)	#/TYPE	STANDARD PENETRATION TEST RESULTS 6"-6"-6"-6" (N)	CORE DESCRIPTION: SOIL NAME, USCS GROUP SYMBOL, COLOR, MOISTURE CONTENT, RELATIVE DENSITY OR CONSISTENCY, SOIL STRUCTURE, MINERALOGY.	COMMENTS: DEPTH OF CASING, DRILLING RATE, DRILLING FLUID LOSS, TESTS, AND INSTRUMENTATION.
1'					0-17" matrix: 2.5/10Y gley mottle: 5Y 5/2 10% some fine sand, mostly clay wet	SD-08-SS @ 7:50
					17-29" 3/10Y gley clay, sandy, no mottling moist, some organic debris	SD-08-01 @ 7:55
2'					29"-36" 5Y/6.1 mostly sand, moist	SD-08-02 @ 8:00 SD-08-02 @ 8:10 (duplicate)
3'					CJR processed core	

PROJECT NUMBER	BORING NUMBER
21742.000	SD-09 SHEET 1 OF 1

Normandeau Soil Boring Log

10/1/09

STANSBURY CREEK, LOCKHEED MARTIN

PROJECT : MIDDLE RIVER COMPLEX LOCATION : Stansbury Creek, Middle River, MD

ELEVATION : N/A DRILLING CONTRACTOR : Normandeau Associates

DRILLING METHOD AND EQUIPMENT USED : PVL or Rossfelder VC/Ponar® Sediment Grab/Manually-pushed boring

WATER LEVELS : 73" START : 1500 END : 1530 LOGGER : BM

DEPTH BELOW SURFACE (FT)	INTERVAL (FT)	RECOVERY (FT)	#/TYPE	STANDARD PENETRATION TEST RESULTS 6"-6"-6"-6" (N)	CORE DESCRIPTION: SOIL NAME, USCS GROUP SYMBOL, COLOR, MOISTURE CONTENT, RELATIVE DENSITY OR CONSISTENCY, SOIL STRUCTURE, MINERALOGY.	COMMENTS: DEPTH OF CASING, DRILLING RATE, DRILLING FLUID LOSS, TESTS, AND INSTRUMENTATION.
0					0-31"	SD-09-SS@ 8:00
					2.5 N Gley	SD-09-SS@ 8:02 "duplicate"
					odor: sulfur	
1'					homogenous throughout	SD-09-01@ 8:05
					mucky clay	
2'						SD-09-02@ 8:10
2'7"						
					total length = 31"	

NAI-Boring Log Form-6/05

PROJECT NUMBER	BORING NUMBER	
21742.000	SD-10	SHEET 1 OF 1

Normandeau Soil Boring Log

9/30/09

PROJECT : STANSBURY CREEK, LOCKHEED MARTIN MIDDLE RIVER COMPLEX
LOCATION : Stansbury Creek, Middle River, MD
ELEVATION : N/A
DRILLING CONTRACTOR : Normandeau Associates
DRILLING METHOD AND EQUIPMENT USED : PVL or ~~Rossfelder VC~~/Ponar® Sediment Grab/Manually-pushed boring
WATER LEVELS : 28"
START : 09:50 END : 1020
LOGGER : BWL

DEPTH BELOW SURFACE (FT)	INTERVAL (FT)	RECOVERY (FT)	#/TYPE	STANDARD PENETRATION TEST RESULTS 6"-6"-6"-6" (N)	CORE DESCRIPTION / SOIL NAME, USCS GROUP SYMBOL, COLOR, MOISTURE CONTENT, RELATIVE DENSITY OR CONSISTENCY, SOIL STRUCTURE, MINERALOGY.	COMMENTS DEPTH OF CASING, DRILLING RATE, DRILLING FLUID LOSS, TESTS, AND INSTRUMENTATION.
					0" – 20" 3/0Y Gley organic debris, wet, muck Sulfur odor clam shells, SAV Clay	SD-10-SS @ 11:35
1'						SD-10-01 @ 11:40
					20" – 26" alot of organic matter including woody debris, leaves, reeds, grass	
2'						SD-10-02 @ 11:45
2'3"					3/0Y Gley ~~mineral~~ odors sulfur clay w/ small gravel	
	total length = 2'3"					
					CJR processed core	

NAI-Boring Log Form-6/05

PROJECT NUMBER	BORING NUMBER
21742.000	SD-11 SHEET 1 OF 1

Normandeau Soil Boring Log

10/1/09

PROJECT : STANSBURY CREEK, LOCKHEED MARTIN MIDDLE RIVER COMPLEX

LOCATION : Stansbury Creek, Middle River, MD

ELEVATION : N/A

DRILLING CONTRACTOR : Normandeau Associates

DRILLING METHOD AND EQUIPMENT USED : PVL or Rossfelder VC/Ponar® Sediment Grab/Manually-pushed boring

WATER LEVELS : 84"

START : 1030 END : 1055 LOGGER : BM

DEPTH BELOW SURFACE (FT)	INTERVAL (FT)	RECOVERY (FT)	#/TYPE	STANDARD PENETRATION TEST RESULTS 6"-6"-6"-6" (N)	CORE DESCRIPTION: SOIL NAME, USCS GROUP SYMBOL, COLOR, MOISTURE CONTENT, RELATIVE DENSITY OR CONSISTENCY, SOIL STRUCTURE, MINERALOGY.	COMMENTS: DEPTH OF CASING, DRILLING RATE, DRILLING FLUID LOSS, TESTS, AND INSTRUMENTATION.
					0-16"	SD-11-SS @ 1145
					2.5/10Y: matrix	
					2.5/N mottling indistinct w/ many (organic streaking) mucky clay	SD-11-01 @ 1150
					16-	
					clay sand	SD-11-02 @ 1155
					matrix: 3/5GY	
					Total length = 49"	
					CJR processed sample	

PROJECT NUMBER	BORING NUMBER
21742.000	SD-12 SHEET 1 OF 1

Normandeau Soil Boring Log

9/30/09

PROJECT : STANSBURY CREEK, LOCKHEED MARTIN MIDDLE RIVER COMPLEX
LOCATION : Stansbury Creek, Middle River, MD
ELEVATION : N/A
DRILLING CONTRACTOR : Normandeau Associates
DRILLING METHOD AND EQUIPMENT USED : PVL or Rossfelder VC/Ponar® Sediment Grab/Manually-pushed boring
WATER LEVELS : 24"
START : 10:40 END : 11:10
LOGGER : BWL

DEPTH BELOW SURFACE (FT)	INTERVAL (FT)	RECOVERY (FT)	#/TYPE	STANDARD PENETRATION TEST RESULTS 6"-6"-6"-6" (N)	CORE DESCRIPTION: SOIL NAME, USCS GROUP SYMBOL, COLOR, MOISTURE CONTENT, RELATIVE DENSITY OR CONSISTENCY, SOIL STRUCTURE, MINERALOGY.	COMMENTS: DEPTH OF CASING, DRILLING RATE, DRILLING FLUID LOSS, TESTS, AND INSTRUMENTATION.
					0-2" matrix 2.5Y 4/1 many mottles 2.5N Gley organic debris, sand some clam shells	SD-12-SS @ 12:55
1'					2"-23" matrix: 2.5Y 5/3 2.5N clay = few distinct mottles no odor sandy clay	SD-12-01 @ 13:00
2'					23"-29"	SD-12-02 @ 13:05
2'5"					matrix: 7.5YR 5/6 SAND	
		Total Length = 2' 5"				

PROJECT NUMBER	BORING NUMBER	
21742.000	SD-13	SHEET 1 OF 1

Normandeau Soil Boring Log

9/30/09

PROJECT : STANSBURY CREEK, LOCKHEED MARTIN MIDDLE RIVER COMPLEX

LOCATION : Stansbury Creek, Middle River, MD

ELEVATION : N/A

DRILLING CONTRACTOR : Normandeau Associates

DRILLING METHOD AND EQUIPMENT USED : PVL or Rossfelder VC/Ronar® Sediment Grab/Manually-pushed boring

WATER LEVELS : 9' 4"

START : 1250 END : 1350 LOGGER : BWL

DEPTH BELOW SURFACE (FT)	INTERVAL (FT)	RECOVERY (FT)	#/TYPE	STANDARD PENETRATION TEST RESULTS 6"-6"-6"-6" (N)	CORE DESCRIPTION: SOIL NAME, USCS GROUP SYMBOL, COLOR, MOISTURE CONTENT, RELATIVE DENSITY OR CONSISTENCY, SOIL STRUCTURE, MINERALOGY.	COMMENTS: DEPTH OF CASING, DRILLING RATE, DRILLING FLUID LOSS, TESTS, AND INSTRUMENTATION.
					0"-31" matrix 3/10Y Gley sulfur odor, wet no mottling	SD-13-SS @ 14:40
1'					clay muck, organic debris homogenous throughout entire core	SD-13-01 @ 14:45
2'						SD-13-02 @ 14:50
2' 7"						

total length = 2' 7"

PROJECT NUMBER	BORING NUMBER
21742.000	SD-14 SHEET 1 OF 1

Normandeau Soil Boring Log

10/1/09

PROJECT : STANSBURY CREEK, LOCKHEED MARTIN
MIDDLE RIVER COMPLEX
LOCATION : Stansbury Creek, Middle River, MD

ELEVATION : N/A
DRILLING CONTRACTOR : Normandeau Associates

DRILLING METHOD AND EQUIPMENT USED : PVC or Rossfelder VC/Ponar® Sediment Grab/Manually-pushed boring

WATER LEVELS : 97" START : 1000 END : 1020 LOGGER : BWL

DEPTH BELOW SURFACE (FT)	INTERVAL (FT)	RECOVERY (FT)	#/TYPE	STANDARD PENETRATION TEST RESULTS 6"-6"-6"-6" (N)	CORE DESCRIPTION: SOIL NAME, USCS GROUP SYMBOL, COLOR, MOISTURE CONTENT, RELATIVE DENSITY OR CONSISTENCY, SOIL STRUCTURE, MINERALOGY.	COMMENTS: DEPTH OF CASING, DRILLING RATE, DRILLING FLUID LOSS, TESTS, AND INSTRUMENTATION.
					0-8"	SD-14-SS @ 10:45
					3/10Y Gley: matrix	
					Gravel, sandy clay	
					wet, odor: none	
1'					8-19"	SD-14-01 @ 10:50
					3/10Y Gley: matrix	
					Sandy mucK	
					color: none	SD-14-02 @ 10:55
2'					11"-24"	
2'6"					matrix: 4/10Y	
					few distinct 2.5/N mottles	
					heavy clay with some	
					sand, organic debris	
					10YR 5/8 many mottles	
					throughout matrix	
					24-30"	
					G/N Gley mottle	
					matrix 4/10Y	
					more clay, less sand	
					no odor	

total length = 2'6"

PROJECT NUMBER	BORING NUMBER
21742.000	SD-15. SHEET 1 OF 1

Normandeau Soil Boring Log

10/1/09

PROJECT : STANSBURY CREEK, LOCKHEED MARTIN MIDDLE RIVER COMPLEX

LOCATION : Stansbury Creek, Middle River, MD

ELEVATION : N/A

DRILLING CONTRACTOR : Normandeau Associates

DRILLING METHOD AND EQUIPMENT USED : PVL or Rossfelder VC/Ponar® Sediment Grab/Manually-pushed boring

WATER LEVELS : 48"

START : 8:10 END : 9:50 LOGGER : BWL

DEPTH BELOW SURFACE (FT)	INTERVAL (FT)	RECOVERY (FT)	#/TYPE	STANDARD PENETRATION TEST RESULTS 6"-6"-6"-6" (N)	CORE DESCRIPTION: SOIL NAME, USCS GROUP SYMBOL, COLOR, MOISTURE CONTENT, RELATIVE DENSITY OR CONSISTENCY, SOIL STRUCTURE, MINERALOGY.	COMMENTS: DEPTH OF CASING, DRILLING RATE, DRILLING FLUID LOSS, TESTS, AND INSTRUMENTATION.
					0-14" 2.5/N; mottles	SD-15-SS @ 10:05
					sulfur odor	
					organic debris	
14"					clam shells	SD-15-01 @ 10:10
					sand	
					matrix; 5Y 4/1	
	total length = 14"					No 22"-24" sample collected

NAI-Boring Log Form-6/05


10-05


S
E01-03


SD-03


SD-4


SD-05


SP-106


SD-07


SPAN
20-1


SD-09


SAMPLE
101


SD-11


SD-12


SD-13
E1-AS


SD-14


SD-15

APPENDIX B

DATA TABLES

TABLE B-1
ANALYTICAL RESULTS FOR SEDIMENT
STANSBURY CREEK
MARTIN STATE AIRPORT
MIDDLE RIVER, MARYLAND

SAMPLE ID:	SD-01-01	SD-01-02	SD-01-SS	SD-02-01	SD-02-02	SD-02-SS	SD-03-01	SD-03-01-D	SD-03-02	SD-03-SS	SD-05-01
LABORATORY ID:	C9J020291018DL	C9J020291019DL	C9J020291017DL	C9J020291008DL	C9J020291009DL	C9J020291007DL	C9J020291021DL	C9J020291022DL	C9J020291023DL	C9J020291010DL	C9J020291015DL
SAMPLE DATE:	9/29/2009	9/29/2009	9/29/2009	9/30/2009	9/30/2009	9/30/2009	9/30/2009	9/30/2009	9/30/2009	9/30/2009	9/29/2009
LOCATION:	SD-01	SD-01	SD-01	SD-02	SD-02	SD-02	SD-03	SD-03	SD-03	SD-03	SD-05
VOLATILES (ug/kg)											
1,1,1,2-TETRACHLOROETHANE	1.2 U	1.2 U	1.3 U	0.93 U	0.91 U	1 U	0.85 U	0.85 U	0.74 U	0.84 U	1.3 U
1,1,1-TRICHLOROETHANE	1.1 U	1.1 U	1.2 U	0.84 U	0.83 U	0.9 U	0.77 U	0.77 U	0.66 U	0.76 U	1.2 U
1,1,2,2-TETRACHLOROETHANE	0.65 U	0.67 U	0.7 U	0.51 U	0.5 U	0.55 U	0.47 U	0.47 U	0.4 U	0.46 U	0.73 U
1,1,2-TRICHLOROETHANE	0.74 U	0.76 U	0.81 U	0.59 U	0.58 U	0.63 U	0.53 U	0.54 U	0.46 U	0.53 U	0.83 U
1,1,2-TRICHLOROTRIFLUOROETHANE	2.5 U	2.5 U	2.7 U	2 U	1.9 U	2.1 U	1.8 U	1.8 U	1.5 U	1.8 U	2.8 U
1,1-DICHLOROETHANE	0.69 U	0.71 U	0.75 U	0.54 U	0.53 U	0.58 U	0.49 U	0.5 U	0.43 U	0.49 U	0.77 U
1,1-DICHLOROETHENE	0.99 U	1 U	1.1 U	0.78 U	0.77 U	0.84 U	0.71 U	0.72 U	0.62 U	0.7 U	1.1 U
1,1-DICHLOROPROPENE	0.57 U	0.59 U	0.62 U	0.45 U	0.44 U	0.48 U	0.41 U	0.41 U	0.36 U	0.41 U	0.64 U
1,2,3-TRICHLOROBENZENE	0.73 U	0.75 U	0.79 U	0.57 U	0.56 U	0.61 U	0.52 U	0.52 U	0.45 U	0.51 U	0.81 U
1,2,3-TRICHLOROPROPANE	1.7 U	1.8 U	1.9 U	1.4 U	1.3 U	1.5 U	1.2 U	1.2 U	1.1 U	1.2 U	1.9 U
1,2,3-TRIMETHYLBENZENE	0.32 U	0.33 U	0.35 U	0.26 U	0.25 U	0.27 U	0.23 U	0.23 U	0.2 U	0.23 U	0.36 U
1,2,4-TRICHLOROBENZENE	0.52 U	0.53 U	0.56 U	0.41 U	0.4 U	0.44 U	0.37 U	0.37 U	0.32 U	0.37 U	0.58 U
1,2,4-TRIMETHYLBENZENE	1.2 U	1.3 U	1.3 U	0.98 U	0.96 U	1.1 U	0.89 U	0.9 U	0.77 U	0.88 U	1.4 U
1,2-DIBROMO-3-CHLOROPROPANE	2.5 U	2.5 U	2.7 U	2 U	1.9 U	2.1 U	1.8 U	1.8 U	1.5 U	1.8 U	2.8 U
1,2-DIBROMOETHANE	0.95 U	0.98 U	1 U	0.75 U	0.74 U	0.81 U	0.68 U	0.69 U	0.59 U	0.68 U	1.1 U
1,2-DICHLOROBENZENE	0.69 U	0.71 U	0.75 U	0.54 U	0.53 U	0.58 U	0.49 U	0.5 U	0.43 U	0.49 U	0.77 U
1,2-DICHLOROETHANE	0.65 U	0.67 U	0.7 U	0.51 U	0.5 U	0.55 U	0.47 U	0.47 U	0.4 U	0.46 U	0.73 U
1,2-DICHLOROPROPANE	1.3 U	1.4 U	1.4 U	1 U	1 U	1.1 U	0.94 U	0.95 U	0.82 U	0.93 U	1.5 U
1,3-DICHLOROBENZENE	0.67 U	0.69 U	0.72 U	0.53 U	0.52 U	0.57 U	0.48 U	0.48 U	0.42 U	0.47 U	0.75 U
1,3-DICHLOROPROPANE	0.65 U	0.67 U	0.7 U	0.51 U	0.5 U	0.55 U	0.47 U	0.47 U	0.4 U	0.46 U	0.73 U
1,4-DICHLOROBENZENE	1.3 U	1.3 U	1.4 U	0.99 U	0.97 U	1.1 U	0.9 U	0.91 U	0.78 U	0.89 U	1.4 U
2,2-DICHLOROPROPANE	1.8 U	1.8 U	1.9 U	1.4 U	1.4 U	1.5 U	1.3 U	1.3 U	1.1 U	1.3 U	2 U
2-BUTANONE	3.8 J	8.8 J	7.8 J	5.1 J	27 J	2.3 U	5.1 J	2.9 J	4.8 J	5 J	5.1 J
2-CHLOROETHYL VINYL ETHER	2.7 UJ	2.7 UJ	2.9 UJ	2.1 UJ	2.1 UJ	2.3 UJ	1.9 UJ	1.9 UJ	1.7 UJ	1.9 UJ	3 UJ
2-CHLOROTOLUENE	0.76 U	0.78 U	0.83 U	0.6 U	0.59 U	0.65 U	0.55 U	0.55 U	0.47 U	0.54 U	0.86 U
2-HEXANONE	1.2 U	1.2 U	1.3 U	0.95 U	0.93 U	1 U	0.86 U	0.87 U	0.75 U	0.85 U	1.3 U
4-CHLOROTOLUENE	0.78 U	0.8 U	0.85 U	0.62 U	0.61 U	0.66 U	0.56 U	0.56 U	0.49 U	0.56 U	0.88 U
4-ISOPROPYLTOLUENE	0.4 U	0.41 U	0.43 U	0.32 U	0.31 U	0.34 U	0.29 U	0.29 U	0.25 U	0.28 U	0.45 U
4-METHYL-2-PENTANONE	1 U	1.1 U	1.1 U	0.81 U	0.8 U	0.87 U	0.74 U	0.74 U	0.64 U	0.73 U	1.2 U
ACETONE	29 B	50 B	71 B	66 B	120 B	47 B	51 B	33 B	24 B	33 B	30 B
BENZENE	0.44 U	0.45 U	0.48 U	0.35 U	0.34 U	0.37 U	0.31 U	0.32 U	0.27 U	0.31 U	0.49 U
BROMOBENZENE	1.4 U	1.4 U	1.5 U	1.1 U	1 U	1.1 U	0.97 U	0.98 U	0.84 U	0.96 U	1.5 U
BROMOCHLOROMETHANE	1.4 U	1.4 U	1.5 U	1.1 U	1 U	1.1 U	0.97 U	0.98 U	0.84 U	0.96 U	1.5 U
BROMODICHLOROMETHANE	0.53 U	0.55 U	0.58 U	0.42 U	0.41 U	0.45 U	0.38 U	0.39 U	0.33 U	0.38 U	0.6 U
BROMOFORM	0.63 U	0.65 U	0.68 U	0.5 U	0.49 U	0.53 U	0.45 U	0.45 U	0.39 U	0.45 U	0.71 U
BROMOMETHANE	1 U	1.1 U	1.1 U	0.81 U	0.8 U	0.87 U	0.74 U	0.74 U	0.64 U	0.73 U	1.2 U
CARBON DISULFIDE	0.84 U	0.86 U	2.5 J	3 J	30	4.2 J	3.9 J	3.9 J	1.7 J	0.6 U	0.94 U
CARBON TETRACHLORIDE	0.71 U	0.73 U	0.77 U	0.56 U	0.55 U	0.6 U	0.51 U	0.51 U	0.44 U	0.5 U	0.79 U

TABLE B-1
ANALYTICAL RESULTS FOR SEDIMENT
STANSBURY CREEK
MARTIN STATE AIRPORT
MIDDLE RIVER, MARYLAND

SAMPLE ID:	SD-01-01	SD-01-02	SD-01-SS	SD-02-01	SD-02-02	SD-02-SS	SD-03-01	SD-03-01-D	SD-03-02	SD-03-SS	SD-05-01
LABORATORY ID:	C9J020291018DL	C9J020291019DL	C9J020291017DL	C9J020291008DL	C9J020291009DL	C9J020291007DL	C9J020291021DL	C9J020291022DL	C9J020291023DL	C9J020291010DL	C9J020291015DL
SAMPLE DATE:	9/29/2009	9/29/2009	9/29/2009	9/30/2009	9/30/2009	9/30/2009	9/30/2009	9/30/2009	9/30/2009	9/30/2009	9/29/2009
LOCATION:	SD-01	SD-01	SD-01	SD-02	SD-02	SD-02	SD-03	SD-03	SD-03	SD-03	SD-05
CHLOROBENZENE	0.63 U	0.65 U	0.68 U	0.5 U	0.49 U	0.53 U	0.45 U	0.45 U	0.39 U	0.45 U	0.71 U
CHLORODIBROMOMETHANE	1 U	1.1 U	1.1 U	0.83 U	0.81 U	0.89 U	0.75 U	0.76 U	0.65 U	0.74 U	1.2 U
CHLOROETHANE	1.6 U	1.7 U	1.8 U	1.3 U	1.3 U	1.4 U	1.2 U	1.2 U	1 U	1.2 U	1.8 U
CHLOROFORM	0.55 U	0.57 U	0.6 U	0.44 U	0.43 U	0.47 U	0.4 U	0.4 U	0.34 U	0.39 U	0.62 U
CHLOROMETHANE	0.78 U	0.8 U	0.85 U	0.62 U	0.61 U	0.66 U	0.56 U	0.56 U	0.49 U	0.56 U	0.88 U
CIS-1,2-DICHLOROETHENE	0.69 U	0.71 U	0.75 U	2.6 J	2.7 J	0.58 U	0.71 J	0.5 U	0.43 U	0.49 U	0.77 U
CIS-1,3-DICHLOROPROPENE	0.65 U	0.67 U	0.7 U	0.51 U	0.5 U	0.55 U	0.47 U	0.47 U	0.4 U	0.46 U	0.73 U
DIBROMOMETHANE	1.2 U	1.2 U	1.3 U	0.95 U	0.93 U	1 U	0.86 U	0.87 U	0.75 U	0.85 U	1.3 U
DICHLORODIFLUOROMETHANE	0.95 U	0.98 U	1 U	0.75 U	0.74 U	0.81 U	0.68 U	0.69 U	0.59 U	0.68 U	1.1 U
DIISOPROPYL ETHER	2.9 U	2.9 U	3.1 U	2.3 U	2.2 U	2.4 U	2.1 U	2.1 U	1.8 U	2 U	3.2 U
ETHYL TERT-BUTYL ETHER	0.42 U	0.43 U	0.46 U	0.33 U	0.32 U	0.36 U	0.3 U	0.3 U	0.26 U	0.3 U	0.47 U
ETHYLBENZENE	0.5 U	0.51 U	0.54 U	0.39 U	0.38 U	0.42 U	0.36 U	0.36 U	0.31 U	0.35 U	0.56 U
HEXACHLOROBUTADIENE	2.3 U	2.4 U	2.5 U	1.8 U	1.8 U	1.9 U	1.6 U	1.7 U	1.4 U	1.6 U	2.6 U
ISOPROPYLBENZENE	0.31 U	0.31 U	0.33 U	0.24 U	0.24 U	0.26 U	0.22 U	0.22 U	0.19 U	0.22 U	0.34 U
M+P-XYLENES	2.3 U	2.4 U	2.5 U	1.8 U	1.8 U	1.9 U	1.6 U	1.7 U	1.4 U	1.6 U	2.6 U
METHYL TERT-BUTYL ETHER	0.82 U	0.84 U	0.89 U	0.65 U	0.63 U	0.69 U	0.59 U	0.59 U	0.51 U	0.58 U	0.92 U
METHYLENE CHLORIDE	3.3 B	5 B	1.4 U	4.2 B	9.9 B	6.2 B	7 B	1.7 B	1.6 B	1.7 B	4.3 B
NAPHTHALENE	0.36 U	0.37 U	0.39 U	0.29 U	0.28 U	0.31 U	0.26 U	0.26 U	0.23 U	0.26 U	0.41 U
N-BUTYLBENZENE	0.44 U	0.45 U	0.48 U	0.35 U	0.34 U	0.37 U	0.31 U	0.32 U	0.27 U	0.31 U	0.49 U
N-PROPYLBENZENE	0.76 U	0.78 U	0.83 U	0.6 U	0.59 U	0.65 U	0.55 U	0.55 U	0.47 U	0.54 U	0.86 U
O-XYLENE	0.67 U	0.69 U	0.72 U	0.53 U	0.52 U	0.57 U	0.48 U	0.48 U	0.42 U	0.47 U	0.75 U
SEC-BUTYLBENZENE	0.34 U	0.35 U	0.37 U	0.27 U	0.27 U	0.29 U	0.25 U	0.25 U	0.21 U	0.24 U	0.38 U
STYRENE	0.29 U	0.29 U	0.31 U	0.23 U	0.22 U	0.24 U	0.21 U	0.21 U	0.18 U	0.2 U	0.32 U
TERT-AMYL METHYL ETHER	0.71 U	0.73 U	0.77 U	0.56 U	0.55 U	0.6 U	0.51 U	0.51 U	0.44 U	0.5 U	0.79 U
TERT-BUTYLBENZENE	0.55 U	0.57 U	0.6 U	0.44 U	0.43 U	0.47 U	0.4 U	0.4 U	0.34 U	0.39 U	0.62 U
TERTIARY-BUTYL ALCOHOL	15 UR	15 UR	16 UR	11 UR	11 UR	12 UR	10 UR	10 UR	9 UR	10 UR	16 UR
TETRACHLOROETHENE	0.99 U	1 U	1.1 U	0.78 U	0.77 U	0.84 U	0.71 U	0.72 U	0.62 U	0.7 U	1.1 U
TOLUENE	0.52 U	0.53 U	0.56 U	0.41 U	0.92 J	5.2 J	0.41 J	0.37 U	0.32 U	0.37 U	0.58 U
TRANS-1,2-DICHLOROETHENE	0.78 U	0.8 U	0.85 U	0.62 U	0.61 U	0.66 U	0.56 U	0.56 U	0.49 U	0.56 U	0.88 U
TRANS-1,3-DICHLOROPROPENE	1 U	1.1 U	1.1 U	0.81 U	0.8 U	0.87 U	0.74 U	0.74 U	0.64 U	0.73 U	1.2 U
TRICHLOROETHENE	0.8 U	0.82 U	0.87 U	0.95 J	3.2 J	0.68 U	0.57 U	0.58 U	0.5 U	0.57 U	0.9 U
TRICHLOROFLUOROMETHANE	0.65 U	0.67 U	0.7 U	0.51 U	0.5 U	0.55 U	0.47 U	0.47 U	0.4 U	0.46 U	0.73 U
VINYL ACETATE	0.48 U	0.49 U	0.52 U	0.38 U	0.37 U	0.4 U	0.34 U	0.34 U	0.3 U	0.34 U	0.53 U
VINYL CHLORIDE	0.74 U	0.76 U	0.81 U	0.59 U	0.58 U	0.63 U	0.53 U	0.54 U	0.46 U	0.53 U	0.83 U
SEMIVOLATILES (ug/kg)											
1,2,4-TRICHLOROBENZENE	8 U	41 U	17 U	13 U	6.2 U	20 U	5.8 U	5.8 U	4.9 U	28 U	9 U
1,2-DICHLOROBENZENE	12 U	60 U	25 U	18 U	9.1 U	30 U	8.4 U	8.5 U	7.2 U	42 U	26 J
1,2-DIPHENYLHYDRAZINE	13 U	67 U	28 U	21 U	10 U	34 U	9.5 U	9.6 U	8.1 U	47 U	15 U
1,3-DICHLOROBENZENE	11 U	54 U	23 U	17 U	8.3 U	27 U	7.7 U	7.7 U	6.5 U	38 U	12 U

TABLE B-1
ANALYTICAL RESULTS FOR SEDIMENT
STANSBURY CREEK
MARTIN STATE AIRPORT
MIDDLE RIVER, MARYLAND

SAMPLE ID:	SD-01-01	SD-01-02	SD-01-SS	SD-02-01	SD-02-02	SD-02-SS	SD-03-01	SD-03-01-D	SD-03-02	SD-03-SS	SD-05-01
LABORATORY ID:	C9J020291018DL	C9J020291019DL	C9J020291017DL	C9J020291008DL	C9J020291009DL	C9J020291007DL	C9J020291021DL	C9J020291022DL	C9J020291023DL	C9J020291010DL	C9J020291015DL
SAMPLE DATE:	9/29/2009	9/29/2009	9/29/2009	9/30/2009	9/30/2009	9/30/2009	9/30/2009	9/30/2009	9/30/2009	9/30/2009	9/29/2009
LOCATION:	SD-01	SD-01	SD-01	SD-02	SD-02	SD-02	SD-03	SD-03	SD-03	SD-03	SD-05
1,4-DICHLOROBENZENE	16 U	83 U	35 U	26 U	13 U	42 U	12 U	12 U	10 U	58 U	18 U
1,4-DIOXANE	15 U	78 U	33 U	24 U	12 U	39 U	11 U	11 U	9.4 U	55 U	17 U
1-METHYLNAPHTHALENE	9.6 U	49 U	21 U	15 U	7.4 U	24 U	6.9 U	6.9 U	5.9 U	34 U	11 U
2,2'-OXYBIS(1-CHLOROPROPANE)	14 U	71 U	30 U	22 U	11 U	35 U	10 U	10 U	8.5 U	49 U	16 U
2,4,5-TRICHLOROPHENOL	7.9 U	40 U	17 U	12 U	6.1 U	20 U	5.6 U	5.7 U	4.8 U	28 U	8.8 U
2,4,6-TRICHLOROPHENOL	16 U	80 U	34 U	25 U	12 U	40 U	11 U	11 U	9.7 U	56 U	18 U
2,4-DICHLOROPHENOL	13 U	66 U	28 U	20 U	10 U	33 U	9.3 U	9.3 U	7.9 U	46 U	14 U
2,4-DIMETHYLPHENOL	13 U	68 U	29 U	21 U	10 U	34 U	9.6 U	9.7 U	8.1 U	47 U	15 U
2,4-DINITROPHENOL	100 U	520 U	220 U	160 U	79 U	260 U	73 U	74 U	62 U	360 U	110 U
2,4-DINITROTOLUENE	15 U	76 U	32 U	23 U	12 U	38 U	11 U	11 U	9.1 U	53 U	17 U
2,6-DINITROTOLUENE	16 U	83 U	35 U	25 U	13 U	41 U	12 U	12 U	9.9 U	58 U	18 U
2-CHLORONAPHTHALENE	8.6 U	44 U	18 U	13 U	6.6 U	22 U	6.2 U	6.2 U	5.2 U	31 U	9.6 U
2-CHLOROPHENOL	9.8 U	50 U	21 U	15 U	7.6 U	25 U	7 U	7.1 U	6 U	35 U	11 U
2-METHYLNAPHTHALENE	13 U	64 U	27 U	20 U	9.7 U	32 U	9 U	9 U	7.6 U	44 U	14 U
2-METHYLPHENOL	12 U	60 U	25 U	18 U	9.1 U	30 U	8.4 U	8.5 U	7.2 U	42 U	13 U
2-NITROANILINE	20 U	99 U	42 U	30 U	15 U	50 U	14 U	14 U	12 U	69 U	22 U
2-NITROPHENOL	12 U	62 U	26 U	19 U	9.4 U	31 U	8.7 U	8.8 U	7.4 U	43 U	14 U
3&4-METHYLPHENOL	14 U	71 U	30 U	22 U	11 U	35 U	10 U	10 U	8.5 U	50 U	16 U
3,3'-DICHLOROBENZIDINE	60 U	310 U	130 U	94 U	46 U	150 U	43 U	43 U	37 U	210 U	67 U
3-NITROANILINE	10 U	53 U	22 U	16 U	8 U	26 U	7.5 U	7.5 U	6.3 U	37 U	12 U
4,6-DINITRO-2-METHYLPHENOL	310 U	1600 U	660 U	480 U	240 U	780 U	220 U	220 U	190 U	1100 U	340 U
4-BROMOPHENYL PHENYL ETHER	14 U	69 U	29 U	21 U	10 U	34 U	9.7 U	9.8 U	8.3 U	48 U	15 U
4-CHLORO-3-METHYLPHENOL	9.5 U	48 U	20 U	15 U	7.3 U	24 U	6.8 U	6.9 U	5.8 U	34 U	11 U
4-CHLOROANILINE	9.8 U	50 U	21 U	15 U	7.6 U	25 U	7.1 U	7.1 U	6 U	35 U	11 U
4-CHLOROPHENYL PHENYL ETHER	14 U	71 U	30 U	22 U	11 U	36 U	10 U	10 U	8.6 U	50 U	16 U
4-METHYLPHENOL	14 U	71 U	30 U	22 U	11 U	35 U	10 U	10 U	8.5 U	50 U	16 U
4-NITROANILINE	16 U	79 U	33 U	24 U	12 U	40 U	11 U	11 U	9.5 U	55 U	17 U
4-NITROPHENOL	190 U	950 U	400 U	290 U	140 U	480 U	130 U	140 U	110 U	670 U	210 U
ACENAPHTHENE	10 U	52 U	22 U	16 U	7.9 U	490	7.3 U	7.4 U	6.2 U	36 U	11 U
ACENAPHTHYLENE	13 U	64 U	27 U	20 U	9.8 U	32 U	9.1 U	9.2 U	7.7 U	45 U	14 U
ANILINE	14 U	71 U	30 U	22 U	11 U	35 U	10 U	10 U	8.5 U	49 U	16 U
ANTHRACENE	31 J	57 U	24 U	17 U	8.6 U	3100	8 U	8.1 U	6.8 U	73 J	13 U
BENZIDINE	260 U	1300 U	560 U	410 U	200 U	660 U	190 U	190 U	160 U	920 U	290 U
BENZO(A)ANTHRACENE	210	52 U	22 U	16 U	7.9 U	13000	7.3 U	7.3 U	6.2 U	290	21 J
BENZO(A)PYRENE	180	90 U	38 U	28 U	14 U	7500	13 U	13 U	11 U	240	20 U
BENZO(B)FLUORANTHENE	240	65 U	28 U	20 U	10 U	13000	9.2 U	9.3 U	7.8 U	410	18 J
BENZO(G,H,I)PERYLENE	93	24 U	10 U	7.3 U	3.6 U	3200	3.4 U	3.4 U	2.8 U	190 J	12 J
BENZO(K)FLUORANTHENE	76	67 U	28 U	21 U	10 U	34 U	9.5 U	9.6 U	8.1 U	47 U	15 U
BENZOIC ACID	11 U	54 U	23 U	130 J	8.2 U	27 U	63 J	63 J	6.4 U	37 U	12 U

TABLE B-1
ANALYTICAL RESULTS FOR SEDIMENT
STANSBURY CREEK
MARTIN STATE AIRPORT
MIDDLE RIVER, MARYLAND

SAMPLE ID:	SD-01-01	SD-01-02	SD-01-SS	SD-02-01	SD-02-02	SD-02-SS	SD-03-01	SD-03-01-D	SD-03-02	SD-03-SS	SD-05-01
LABORATORY ID:	C9J020291018DL	C9J020291019DL	C9J020291017DL	C9J020291008DL	C9J020291009DL	C9J020291007DL	C9J020291021DL	C9J020291022DL	C9J020291023DL	C9J020291010DL	C9J020291015DL
SAMPLE DATE:	9/29/2009	9/29/2009	9/29/2009	9/30/2009	9/30/2009	9/30/2009	9/30/2009	9/30/2009	9/30/2009	9/30/2009	9/29/2009
LOCATION:	SD-01	SD-01	SD-01	SD-02	SD-02	SD-02	SD-03	SD-03	SD-03	SD-03	SD-05
BENZYL ALCOHOL	32 U	160 U	69 U	50 U	25 U	82 U	23 U	23 U	20 U	110 U	36 U
BIS(2-CHLOROETHOXY)METHANE	13 U	65 U	27 U	20 U	9.9 U	32 U	9.2 U	9.2 U	7.8 U	45 U	14 U
BIS(2-CHLOROETHYL)ETHER	5.6 U	28 U	12 U	8.7 U	4.3 U	14 U	4 U	4 U	3.4 U	20 U	6.3 U
BIS(2-ETHYLHEXYL)PHTHALATE	29 J	140 U	58 U	51 J	22 J	640 J	100 J	19 U	30 J	96 U	30 U
BUTYL BENZYL PHTHALATE	22 U	110 U	48 U	48 J	22 J	57 U	19 J	33 J	28 J	79 U	25 U
CARBAZOLE	8.4 U	42 U	18 U	13 U	6.5 U	1300	6 U	6 U	5.1 U	30 U	9.4 U
CHRYSENE	180	56 U	24 U	17 U	8.6 U	13000	8 U	8 U	6.8 U	300	17 J
DIBENZO(A,H)ANTHRACENE	17 J	71 U	30 U	22 U	11 U	1200	10 U	10 U	8.5 U	50 U	16 U
DIBENZOFURAN	11 U	55 U	23 U	17 U	8.3 U	230 J	7.7 U	7.8 U	6.6 U	38 U	12 U
DIETHYL PHTHALATE	18 U	91 U	39 U	28 U	31 J	53 J	14 J	18 J	11 U	64 U	20 U
DIMETHYL PHTHALATE	11 U	54 U	23 U	17 U	8.3 U	27 U	7.7 U	7.7 U	6.5 U	38 U	12 U
DI-N-BUTYL PHTHALATE	19 J	90 U	38 U	28 U	14 U	45 U	13 U	13 U	11 U	63 U	20 U
DI-N-OCTYL PHTHALATE	8.2 U	42 U	18 U	13 U	6.3 U	21 U	5.9 U	5.9 U	5 U	29 U	9.2 U
FLUORANTHENE	450	27 U	93 J	25 J	4.2 U	27000	17 J	8.3 J	3.3 U	520	66 J
FLUORENE	9.6 U	49 U	21 U	15 U	7.4 U	670	6.9 U	6.9 U	5.8 U	34 U	11 U
HEXACHLOROBENZENE	12 U	61 U	26 U	19 U	9.3 U	31 U	8.7 U	8.7 U	7.3 U	43 U	14 U
HEXACHLOROCYCLOPENTADIENE	12 U	61 U	26 U	19 U	9.4 U	31 U	8.7 U	8.7 U	7.4 U	43 U	14 U
HEXACHLOROETHANE	11 U	55 U	23 U	17 U	8.3 U	27 U	7.7 U	7.8 U	6.6 U	38 U	12 U
INDENO(1,2,3-CD)PYRENE	82	18 U	7.5 U	5.5 U	2.7 U	3300	2.5 U	2.5 U	2.1 U	160 J	11 J
ISOPHORONE	12 U	63 U	27 U	19 U	9.6 U	31 U	8.9 U	8.9 U	7.6 U	44 U	14 U
NAPHTHALENE	9.2 U	47 U	20 U	14 U	7.2 U	23 U	6.6 U	6.7 U	5.6 U	33 U	10 U
NITROBENZENE	16 U	81 U	34 U	25 U	12 U	41 U	11 U	12 U	9.8 U	57 U	18 U
N-NITROSODIMETHYLAMINE	13 U	66 U	28 U	20 U	10 U	33 U	9.4 U	9.4 U	7.9 U	46 U	15 U
N-NITROSO-DI-N-PROPYLAMINE	18 U	90 U	38 U	28 U	14 U	45 U	13 U	13 U	11 U	63 U	20 U
N-NITROSODIPHENYLAMINE	13 U	66 U	28 U	20 U	10 U	33 U	9.4 U	9.4 U	7.9 U	46 U	15 U
PENTACHLOROPHENOL	55 U	280 U	120 U	86 U	43 U	140 U	40 U	40 U	34 U	200 U	62 U
PHENANTHRENE	110	39 U	16 U	13 J	5.9 U	12000	10 J	5.5 U	4.6 U	180 J	8.5 U
PHENOL	13 U	64 U	27 U	20 U	9.8 U	32 U	9.1 U	9.1 U	7.7 U	45 U	14 U
PYRENE	380	86 U	98 J	26 U	13 U	21000	22 J	12 U	10 U	570	65 J
PYRIDINE	6 U	30 U	13 U	9.4 U	4.6 U	15 U	4.3 U	4.3 U	3.7 U	21 U	6.7 U
TOTAL METALS (mg/kg)											
ANTIMONY	0.38 L	0.41 L	0.63 L	0.05 B	0.2 B	0.12 B	0.064 B	0.088 B	0.16 B	0.56 L	0.35 B
ARSENIC	5 J	4.2 J	6.9 J	1.9 J	3.8 J	2.4 J	1.3 J	1.2 J	3.9 J	4.2 J	5 J
BARIUM	21.2	19.5	26.4	14.8	11.6	15.6	4.1	3.2	4	15.3	22.7
BERYLLIUM	4.4	2.5	2	0.44	0.39	0.39	0.21	0.17	0.28	1.1	3.5
CADMIUM	0.78	0.69	3.6	0.15 K	0.1 K	0.23	0.06 K	0.049 K	0.022 K	0.81	0.72
CHROMIUM	28.7	35.6	56.3	10.4	11.9	8.5	4.5	6.3	6.8	21.4	31.8
COBALT	16.6	8.3	14	4.1	4.1	4.1	1.9	1.6	2.8	6.5	14.9
COPPER	29.5 L	18.9 L	35.2 L	5.8 L	6.1 L	8.7 L	4.3	3.7	6.2	15.5 L	25.9 L

TABLE B-1
ANALYTICAL RESULTS FOR SEDIMENT
STANSBURY CREEK
MARTIN STATE AIRPORT
MIDDLE RIVER, MARYLAND

SAMPLE ID:	SD-01-01	SD-01-02	SD-01-SS	SD-02-01	SD-02-02	SD-02-SS	SD-03-01	SD-03-01-D	SD-03-02	SD-03-SS	SD-05-01
LABORATORY ID:	C9J020291018DL	C9J020291019DL	C9J020291017DL	C9J020291008DL	C9J020291009DL	C9J020291007DL	C9J020291021DL	C9J020291022DL	C9J020291023DL	C9J020291010DL	C9J020291015DL
SAMPLE DATE:	9/29/2009	9/29/2009	9/29/2009	9/30/2009	9/30/2009	9/30/2009	9/30/2009	9/30/2009	9/30/2009	9/30/2009	9/29/2009
LOCATION:	SD-01	SD-01	SD-01	SD-02	SD-02	SD-02	SD-03	SD-03	SD-03	SD-03	SD-05
LEAD	16.2	18.3	47	4.7	3.5	8	25.9 J	9.3	4.8	23.2	14.9
MERCURY	0.026 L	0.011 UL	0.19	0.0082 UL	0.008 UL	0.0088 UL	0.0075 U	0.0075 U	0.0065 U	0.17	0.012 UL
MOLYBDENUM	0.94 J	1.3 J	1.5 J	2 J	3.8 J	1.2 J	0.69	0.93	0.48	1.2	1 J
NICKEL	35	19.9	22.1	5.9	6.4	5.3	2.4	2.8	3.3	9.3	28.8
SELENIUM	0.84 K	0.57 K	1.4 K	0.29 K	0.25 K	0.21 B	0.21 K	0.17 B	0.081 B	0.63 K	0.84 K
SILVER	0.17 K	0.28	0.42	0.032 K	0.029 K	0.044 K	0.025 K	0.02 K	0.0077 K	0.21	0.29
THALLIUM	0.14 K	0.11 K	0.2 K	0.077 K	0.053 K	0.062 K	0.033 K	0.032 K	0.041 K	0.089 K	0.14 K
VANADIUM	36.3	46.7	38.8	12.6	11.4	10.7	6.8	6.3	20.3	24.2	40.1
ZINC	110	47.9	212	19.9	16.4	32.3	11.2	9	8.1	88.8	85
PESTICIDES/PCBs (ug/kg)											
AROCLOR-1016	2.4 U	2.4 U	2.6 U	1.9 U	1.8 U	2 U	1.7 U	1.7 U	1.4 U	1.7 U	2.6 U
AROCLOR-1221	3 U	3.1 U	3.3 U	2.4 U	2.3 U	2.6 U	2.2 U	2.1 U	1.8 U	2.2 U	3.3 U
AROCLOR-1232	2.7 U	2.8 U	3 U	2.1 U	2.1 U	2.3 U	2 U	1.9 U	1.7 U	1.9 U	3 U
AROCLOR-1242	2.6 U	2.7 U	2.8 U	2 U	2 U	2.2 U	1.9 U	1.8 U	1.6 U	1.8 U	2.8 U
AROCLOR-1248	1.5 U	1.5 U	1.6 U	1.2 U	1.1 U	1.3 U	1.1 U	1.1 U	0.92 U	1.1 U	1.7 U
AROCLOR-1254	2.3 U	2.3 U	39	1.8 U	1.7 U	1.9 U	1.6 U	1.6 U	1.4 U	1.6 U	2.5 U
AROCLOR-1260	2.3 U	2.3 U	35	1.8 U	1.7 U	1.9 U	1.6 U	1.6 U	1.4 U	1.6 U	2.5 U
MISCELLANEOUS (%)											
PERCENT SOLIDS	52.4	51	48.3	66.4	67.8	61.9	73.1	72.6	84.3	73.8	46.8
MISCELLANEOUS (MG/KG)											
HEXAVALENT CHROMIUM	0.18 U	0.19 U	0.19 U	0.14 U	0.14 U	0.15 U	0.13 U	0.13 U	0.11 U	0.13 U	0.21 U

TABLE B-1
ANALYTICAL RESULTS FOR SEDIMENT
STANSBURY CREEK
MARTIN STATE AIRPORT
MIDDLE RIVER, MARYLAND

SAMPLE ID:	SD-05-02	SD-05-SS	SD-05-SS-D	SD-06-01	SD-06-02	SD-06-SS	SD-07-01	SD-07-02	SD-07-SS	SD-08-01	SD-08-02
LABORATORY ID:	C9J020291018DL	C9J020291014DL	C9J020291048DL	C9J020291037DL	C9J020291038DL	C9J020291036DL	C9J020291001DL	C9J020291002DL	C9J020291020DL	C9J020291004DL	C9J020291005DL
SAMPLE DATE:	9/29/2009	9/29/2009	9/29/2009	9/30/2009	9/30/2009	9/30/2009	9/29/2009	9/29/2009	9/29/2009	9/30/2009	9/30/2009
LOCATION:	SD-05	SD-05	SD-05	SD-06	SD-06	SD-06	SD-07	SD-07	SD-07	SD-08	SD-08
VOLATILES (ug/kg)											
1,1,1,2-TETRACHLOROETHANE	1.3 U	1.6 U	1.6 U	1.9 U	1.8 U	2 U	1.3 U	1.2 U	1.3 U	1.3 U	1.2 U
1,1,1-TRICHLOROETHANE	1.2 U	1.5 U	1.5 U	1.7 U	1.6 U	1.8 U	1.2 U	1.1 U	1.1 U	1.2 U	1.1 U
1,1,2,2-TETRACHLOROETHANE	0.73 U	0.9 U	0.89 U	1 U	0.98 U	1.1 U	0.71 U	0.65 U	0.69 U	0.74 U	0.67 U
1,1,2-TRICHLOROETHANE	0.84 U	1 U	1 U	1.2 U	1.1 U	1.3 U	0.82 U	0.75 U	0.79 U	0.84 U	0.77 U
1,1,2-TRICHLOROTRIFLUOROETHANE	2.8 U	3.5 U	3.4 U	3.9 U	3.7 U	4.2 U	2.7 U	2.5 U	2.6 U	2.8 U	2.6 U
1,1-DICHLOROETHANE	0.78 U	0.96 U	0.95 U	1.1 U	1 U	1.2 U	0.75 U	0.69 U	0.73 U	0.78 U	0.71 U
1,1-DICHLOROETHENE	1.1 U	1.4 U	1.4 U	1.6 U	1.5 U	1.7 U	1.1 U	1 U	1.1 U	1.1 U	1 U
1,1-DICHLOROPROPENE	0.65 U	0.8 U	0.79 U	0.9 U	0.86 U	0.97 U	0.63 U	0.58 U	0.61 U	0.65 U	0.59 U
1,2,3-TRICHLOROBENZENE	0.82 U	1 U	1 U	1.1 U	1.1 U	1.2 U	0.8 U	0.73 U	0.77 U	0.82 U	0.75 U
1,2,3-TRICHLOROPROPANE	1.9 U	2.4 U	2.4 U	2.7 U	2.6 U	2.9 U	1.9 U	1.7 U	1.8 U	1.9 U	1.8 U
1,2,3-TRIMETHYLBENZENE	0.37 U	0.45 U	0.45 U	0.51 U	0.49 U	0.55 U	0.36 U	0.33 U	0.34 U	0.37 U	0.34 U
1,2,4-TRICHLOROBENZENE	0.58 U	0.72 U	0.71 U	0.81 U	0.78 U	0.88 U	0.57 U	0.52 U	0.55 U	0.58 U	0.53 U
1,2,4-TRIMETHYLBENZENE	1.4 U	1.7 U	1.7 U	1.9 U	1.9 U	2.1 U	1.4 U	1.3 U	1.3 U	1.4 U	1.3 U
1,2-DIBROMO-3-CHLOROPROPANE	2.8 U	3.5 U	3.4 U	3.9 U	3.7 U	4.2 U	2.7 U	2.5 U	2.6 U	2.8 U	2.6 U
1,2-DIBROMOETHANE	1.1 U	1.3 U	1.3 U	1.5 U	1.4 U	1.6 U	1 U	0.96 U	1 U	1.1 U	0.99 U
1,2-DICHLOROBENZENE	0.78 U	0.96 U	0.95 U	1.1 U	1 U	1.2 U	0.75 U	0.69 U	0.73 U	0.78 U	0.71 U
1,2-DICHLOROETHANE	0.73 U	0.9 U	0.89 U	1 U	0.98 U	1.1 U	0.71 U	0.65 U	0.69 U	0.74 U	0.67 U
1,2-DICHLOROPROPANE	1.5 U	1.8 U	1.8 U	2.1 U	2 U	2.2 U	1.4 U	1.3 U	1.4 U	1.5 U	1.4 U
1,3-DICHLOROBENZENE	0.76 U	0.93 U	0.92 U	1 U	1 U	1.1 U	0.73 U	0.67 U	0.71 U	0.76 U	0.69 U
1,3-DICHLOROPROPANE	0.73 U	0.9 U	0.89 U	1 U	0.98 U	1.1 U	0.71 U	0.65 U	0.69 U	0.74 U	0.67 U
1,4-DICHLOROBENZENE	1.4 U	1.8 U	1.7 U	2 U	1.9 U	2.1 U	1.4 U	1.3 U	1.3 U	1.4 U	1.3 U
2,2-DICHLOROPROPANE	2 U	2.5 U	2.5 U	2.8 U	2.7 U	3.1 U	2 U	1.8 U	1.9 U	2 U	1.9 U
2-BUTANONE	9.1 J	14 J	8.5 J	16 J	29 J	18 J	4.1 J	4.3 J	4.1 J	6.1 J	5.3 J
2-CHLOROETHYL VINYL ETHER	3 UJ	3.7 UJ	3.7 UJ	4.2 UJ	4 UJ	4.5 UJ	2.9 UJ	2.7 UJ	2.8 UJ	3 UJ	2.8 UJ
2-CHLOROTOLUENE	0.86 U	1.1 U	1.1 U	1.2 U	1.1 U	1.3 U	0.84 U	0.77 U	0.81 U	0.87 U	0.79 U
2-HEXANONE	1.4 U	1.7 U	1.7 U	1.9 U	1.8 U	2 U	1.3 U	1.2 U	1.3 U	1.4 U	1.2 U
4-CHLOROTOLUENE	0.89 U	1.1 U	1.1 U	1.2 U	1.2 U	1.3 U	0.86 U	0.79 U	0.83 U	0.89 U	0.81 U
4-ISOPROPYLTOLUENE	0.45 U	0.56 U	0.55 U	0.63 U	0.6 U	0.68 U	0.44 U	0.4 U	0.43 U	0.45 U	0.42 U
4-METHYL-2-PENTANONE	1.2 U	1.4 U	1.4 U	1.6 U	1.6 U	1.8 U	1.1 U	1 U	1.1 U	1.2 U	1.1 U
ACETONE	62 B	100 B	53 B	88 B	190 B	110 B	64 B	77 B	97 B	65 B	67 B
BENZENE	0.5 U	0.61 U	0.61 U	0.69 U	0.66 U	0.75 U	0.48 U	0.44 U	0.47 U	0.5 U	0.46 U
BROMOBENZENE	1.5 U	1.9 U	1.9 U	2.1 U	2 U	2.3 U	1.5 U	1.4 U	1.4 U	1.5 U	1.4 U
BROMOCHLOROMETHANE	1.5 U	1.9 U	1.9 U	2.1 U	2 U	2.3 U	1.5 U	1.4 U	1.4 U	1.5 U	1.4 U
BROMODICHLOROMETHANE	0.61 U	0.75 U	0.74 U	0.84 U	0.8 U	0.91 U	0.59 U	0.54 U	0.57 U	0.61 U	0.55 U
BROMOFORM	0.71 U	0.88 U	0.87 U	0.99 U	0.95 U	1.1 U	0.69 U	0.64 U	0.67 U	0.71 U	0.65 U
BROMOMETHANE	1.2 U	1.4 U	1.4 U	1.6 U	1.6 U	1.8 U	1.1 U	1 U	1.1 U	1.2 U	1.1 U
CARBON DISULFIDE	0.95 U	3.2 J	1.2 U	1.9 J	1.3 U	2.9 J	1.9 J	1.7 J	2.7 J	3.1 J	4 J
CARBON TETRACHLORIDE	0.8 U	0.98 U	0.97 U	1.1 U	1.1 U	1.2 U	0.78 U	0.71 U	0.75 U	0.8 U	0.73 U

TABLE B-1
ANALYTICAL RESULTS FOR SEDIMENT
STANSBURY CREEK
MARTIN STATE AIRPORT
MIDDLE RIVER, MARYLAND

SAMPLE ID:	SD-05-02	SD-05-SS	SD-05-SS-D	SD-06-01	SD-06-02	SD-06-SS	SD-07-01	SD-07-02	SD-07-SS	SD-08-01	SD-08-02
LABORATORY ID:	C9J020291018DL	C9J020291014DL	C9J020291048DL	C9J020291037DL	C9J020291038DL	C9J020291036DL	C9J020291001DL	C9J020291002DL	C9J020291020DL	C9J020291004DL	C9J020291005DL
SAMPLE DATE:	9/29/2009	9/29/2009	9/29/2009	9/30/2009	9/30/2009	9/30/2009	9/29/2009	9/29/2009	9/29/2009	9/30/2009	9/30/2009
LOCATION:	SD-05	SD-05	SD-05	SD-06	SD-06	SD-06	SD-07	SD-07	SD-07	SD-08	SD-08
CHLOROBENZENE	0.71 U	0.88 U	0.87 U	0.99 U	0.95 U	1.1 U	0.69 U	0.64 U	0.67 U	0.71 U	0.65 U
CHLORODIBROMOMETHANE	1.2 U	1.5 U	1.4 U	1.6 U	1.6 U	1.8 U	1.2 U	1.1 U	1.1 U	1.2 U	1.1 U
CHLOROETHANE	1.9 U	2.3 U	2.3 U	2.6 U	2.5 U	2.8 U	1.8 U	1.7 U	1.7 U	1.9 U	1.7 U
CHLOROFORM	0.63 U	0.77 U	0.76 U	0.87 U	0.83 U	0.94 U	0.61 U	0.56 U	0.59 U	0.63 U	0.57 U
CHLOROMETHANE	0.89 U	1.1 U	1.1 U	1.2 U	1.2 U	1.3 U	0.86 U	0.79 U	0.83 U	0.89 U	0.81 U
CIS-1,2-DICHLOROETHENE	0.78 U	0.96 U	0.95 U	1.1 U	1 U	1.2 U	0.75 U	0.69 U	0.73 U	0.78 U	0.71 U
CIS-1,3-DICHLOROPROPENE	0.73 U	0.9 U	0.89 U	1 U	0.98 U	1.1 U	0.71 U	0.65 U	0.69 U	0.74 U	0.67 U
DIBROMOMETHANE	1.4 U	1.7 U	1.7 U	1.9 U	1.8 U	2 U	1.3 U	1.2 U	1.3 U	1.4 U	1.2 U
DICHLORODIFLUOROMETHANE	1.1 U	1.3 U	1.3 U	1.5 U	1.4 U	1.6 U	1 U	0.96 U	1 U	1.1 U	0.99 U
DIISOPROPYL ETHER	3.2 U	4 U	3.9 U	4.5 U	4.3 U	4.9 U	3.1 U	2.9 U	3 U	3.2 U	3 U
ETHYL TERT-BUTYL ETHER	0.48 U	0.59 U	0.58 U	0.66 U	0.63 U	0.71 U	0.46 U	0.42 U	0.45 U	0.48 U	0.44 U
ETHYLBENZENE	0.56 U	0.69 U	0.68 U	0.78 U	0.75 U	0.84 U	0.54 U	0.5 U	0.53 U	0.56 U	0.51 U
HEXACHLOROBUTADIENE	2.6 U	3.2 U	3.2 U	3.6 U	3.4 U	3.9 U	2.5 U	2.3 U	2.4 U	2.6 U	2.4 U
ISOPROPYLBENZENE	0.35 U	0.43 U	0.42 U	0.48 U	0.46 U	0.52 U	0.34 U	0.31 U	0.32 U	0.35 U	0.32 U
M+P-XYLENES	2.6 U	3.2 U	3.2 U	3.6 U	3.4 U	3.9 U	2.5 U	2.3 U	2.4 U	2.6 U	2.4 U
METHYL TERT-BUTYL ETHER	0.93 U	1.1 U	1.1 U	1.3 U	1.2 U	1.4 U	0.9 U	0.83 U	0.87 U	0.93 U	0.85 U
METHYLENE CHLORIDE	3.8 B	1.8 U	1.8 U	2 U	1.9 U	2.2 U	2.5 B	3.9 B	9.5 B	3.3 B	5.3 B
NAPHTHALENE	0.41 U	0.51 U	0.5 U	0.57 U	0.55 U	0.62 U	0.4 U	0.37 U	0.38 U	0.41 U	0.38 U
N-BUTYLBENZENE	0.5 U	0.61 U	0.61 U	0.69 U	0.66 U	0.75 U	0.48 U	0.44 U	0.47 U	0.5 U	0.46 U
N-PROPYLBENZENE	0.86 U	1.1 U	1.1 U	1.2 U	1.1 U	1.3 U	0.84 U	0.77 U	0.81 U	0.87 U	0.79 U
O-XYLENE	0.76 U	0.93 U	0.92 U	1 U	1 U	1.1 U	0.73 U	0.67 U	0.71 U	0.76 U	0.69 U
SEC-BUTYLBENZENE	0.39 U	0.48 U	0.47 U	0.54 U	0.52 U	0.58 U	0.38 U	0.35 U	0.36 U	0.39 U	0.36 U
STYRENE	0.32 U	0.4 U	0.39 U	0.45 U	0.43 U	0.49 U	0.31 U	0.29 U	0.3 U	0.32 U	0.3 U
TERT-AMYL METHYL ETHER	0.8 U	0.98 U	0.97 U	1.1 U	1.1 U	1.2 U	0.78 U	0.71 U	0.75 U	0.8 U	0.73 U
TERT-BUTYLBENZENE	0.63 U	0.77 U	0.76 U	0.87 U	0.83 U	0.94 U	0.61 U	0.56 U	0.59 U	0.63 U	0.57 U
TERTIARY-BUTYL ALCOHOL	16 UR	20 UR	20 UR	23 UR	22 UR	25 UR	16 UR	15 UR	15 UR	16 UR	15 UR
TETRACHLOROETHENE	1.1 U	1.4 U	1.4 U	1.6 U	1.5 U	1.7 U	1.1 U	1 U	1.1 U	1.1 U	1 U
TOLUENE	0.58 U	0.72 U	0.71 U	0.81 U	0.78 U	0.88 U	0.57 U	0.52 U	0.55 U	0.58 U	0.53 U
TRANS-1,2-DICHLOROETHENE	0.89 U	1.1 U	1.1 U	1.2 U	1.2 U	1.3 U	0.86 U	0.79 U	0.83 U	0.89 U	0.81 U
TRANS-1,3-DICHLOROPROPENE	1.2 U	1.4 U	1.4 U	1.6 U	1.6 U	1.8 U	1.1 U	1 U	1.1 U	1.2 U	1.1 U
TRICHLOROETHENE	0.91 U	1.1 U	1.1 U	1.3 U	1.2 U	1.4 U	0.88 U	0.81 U	0.85 U	0.91 U	0.83 U
TRICHLOROFLUOROMETHANE	0.73 U	0.9 U	0.89 U	1 U	0.98 U	1.1 U	0.71 U	0.65 U	0.69 U	0.74 U	0.67 U
VINYL ACETATE	0.54 U	0.67 U	0.66 U	0.75 U	0.72 U	0.81 U	0.52 U	0.48 U	0.51 U	0.54 U	0.5 U
VINYL CHLORIDE	0.84 U	1 U	1 U	1.2 U	1.1 U	1.3 U	0.82 U	0.75 U	0.79 U	0.84 U	0.77 U
SEMIVOLATILES (ug/kg)											
1,2,4-TRICHLOROBENZENE	18 U	22 U	22 U	25 U	24 U	27 U	17 U	16 U	17 U	18 U	17 U
1,2-DICHLOROBENZENE	26 U	33 U	32 U	37 U	35 U	40 U	26 U	24 U	25 U	27 U	24 U
1,2-DIPHENYLHYDRAZINE	30 U	37 U	37 U	42 U	40 U	45 U	29 U	27 U	28 U	30 U	28 U
1,3-DICHLOROBENZENE	24 U	30 U	29 U	34 U	32 U	36 U	23 U	22 U	23 U	24 U	22 U

TABLE B-1
ANALYTICAL RESULTS FOR SEDIMENT
STANSBURY CREEK
MARTIN STATE AIRPORT
MIDDLE RIVER, MARYLAND

SAMPLE ID:	SD-05-02	SD-05-SS	SD-05-SS-D	SD-06-01	SD-06-02	SD-06-SS	SD-07-01	SD-07-02	SD-07-SS	SD-08-01	SD-08-02
LABORATORY ID:	C9J020291018DL	C9J020291014DL	C9J020291048DL	C9J020291037DL	C9J020291038DL	C9J020291036DL	C9J020291001DL	C9J020291002DL	C9J020291020DL	C9J020291004DL	C9J020291005DL
SAMPLE DATE:	9/29/2009	9/29/2009	9/29/2009	9/30/2009	9/30/2009	9/30/2009	9/29/2009	9/29/2009	9/29/2009	9/30/2009	9/30/2009
LOCATION:	SD-05	SD-05	SD-05	SD-06	SD-06	SD-06	SD-07	SD-07	SD-07	SD-08	SD-08
1,4-DICHLOROBENZENE	37 U	46 U	45 U	51 U	49 U	55 U	36 U	33 U	35 U	37 U	34 U
1,4-DIOXANE	180	43 U	120 J	320	46 U	52 U	34 U	31 U	220	35 U	32 U
1-METHYLNAPHTHALENE	22 U	27 U	27 U	30 U	29 U	32 U	21 U	19 U	20 U	22 U	20 U
2,2'-OXYBIS(1-CHLOROPROPANE)	31 U	39 U	38 U	44 U	42 U	47 U	30 U	28 U	30 U	32 U	29 U
2,4,5-TRICHLOROPHENOL	18 U	22 U	22 U	25 U	24 U	26 U	17 U	16 U	17 U	18 U	16 U
2,4,6-TRICHLOROPHENOL	36 U	44 U	44 U	50 U	48 U	53 U	34 U	32 U	34 U	36 U	33 U
2,4-DICHLOROPHENOL	29 U	36 U	36 U	41 U	39 U	44 U	28 U	26 U	27 U	29 U	27 U
2,4-DIMETHYLPHENOL	30 U	37 U	37 U	42 U	40 U	45 U	29 U	27 U	28 U	30 U	28 U
2,4-DINITROPHENOL	230 U	290 U	280 U	320 U	310 U	340 U	220 U	210 U	220 U	230 U	210 U
2,4-DINITROTOLUENE	33 U	42 U	41 U	47 U	45 U	50 U	32 U	30 U	32 U	34 U	31 U
2,6-DINITROTOLUENE	36 U	45 U	45 U	51 U	49 U	55 U	35 U	33 U	34 U	37 U	34 U
2-CHLORONAPHTHALENE	19 U	24 U	24 U	27 U	26 U	29 U	19 U	17 U	18 U	19 U	18 U
2-CHLOROPHENOL	22 U	27 U	27 U	31 U	29 U	33 U	21 U	20 U	21 U	22 U	20 U
2-METHYLNAPHTHALENE	28 U	35 U	35 U	67 J	38 U	42 U	27 U	25 U	27 U	28 U	39 J
2-METHYLPHENOL	26 U	33 U	32 U	37 U	35 U	40 U	26 U	24 U	25 U	27 U	24 U
2-NITROANILINE	44 U	54 U	54 U	61 U	59 U	66 U	42 U	39 U	41 U	44 U	40 U
2-NITROPHENOL	27 U	34 U	33 U	38 U	37 U	41 U	26 U	24 U	26 U	28 U	25 U
3&4-METHYLPHENOL	31 U	39 U	39 U	44 U	42 U	47 U	30 U	28 U	30 U	32 U	29 U
3,3'-DICHLOROBENZIDINE	130 U	170 U	170 U	190 U	180 U	200 U	130 U	120 U	130 U	140 U	120 U
3-NITROANILINE	23 U	29 U	29 U	33 U	31 U	35 U	23 U	21 U	22 U	24 U	22 U
4,6-DINITRO-2-METHYLPHENOL	690 U	850 U	840 U	960 U	920 U	1000 U	670 U	620 U	650 U	690 U	640 U
4-BROMOPHENYL PHENYL ETHER	30 U	38 U	37 U	43 U	41 U	46 U	29 U	27 U	29 U	31 U	220 J
4-CHLORO-3-METHYLPHENOL	21 U	26 U	26 U	30 U	29 U	32 U	21 U	19 U	20 U	22 U	20 U
4-CHLOROANILINE	22 U	27 U	27 U	31 U	30 U	33 U	21 U	20 U	21 U	22 U	20 U
4-CHLOROPHENYL PHENYL ETHER	32 U	39 U	39 U	44 U	42 U	47 U	31 U	28 U	30 U	32 U	29 U
4-METHYLPHENOL	31 U	39 U	39 U	44 U	42 U	47 U	30 U	28 U	30 U	32 U	29 U
4-NITROANILINE	35 U	43 U	43 U	49 U	47 U	52 U	34 U	31 U	33 U	35 U	32 U
4-NITROPHENOL	420 U	520 U	520 U	590 U	560 U	630 U	410 U	380 U	400 U	430 U	390 U
ACENAPHTHENE	23 U	29 U	28 U	32 U	31 U	34 U	22 U	21 U	22 U	23 U	21 U
ACENAPHTHYLENE	28 U	36 J	38 J	48 J	38 U	47 J	28 U	26 U	27 U	29 U	26 U
ANILINE	31 U	39 U	38 U	44 U	42 U	47 U	30 U	28 U	30 U	32 U	29 U
ANTHRACENE	25 U	47 J	51 J	74 J	37 J	63 J	24 U	23 U	24 U	25 U	36 J
BENZIDINE	580 U	730 U	720 U	820 U	780 U	880 U	570 U	520 U	550 U	590 U	540 U
BENZO(A)ANTHRACENE	29 J	150 J	140 J	180 J	68 J	180 J	22 U	20 U	22 U	23 U	21 U
BENZO(A)PYRENE	40 U	130 J	120 J	180 J	54 U	170 J	39 U	36 U	38 U	40 U	42 J
BENZO(B)FLUORANTHENE	29 U	240	210	340	67 J	340	28 U	26 U	38 J	29 U	84 J
BENZO(G,H,I)PERYLENE	10 U	110 J	94 J	130 J	14 U	140 J	10 U	9.4 U	9.9 U	11 U	9.7 U
BENZO(K)FLUORANTHENE	30 U	37 U	37 U	42 U	42 J	45 U	29 U	27 U	28 U	30 U	28 U
BENZOIC ACID	24 U	29 U	29 U	33 U	32 U	36 U	4900	730 J	290 J	24 U	160 J

TABLE B-1
ANALYTICAL RESULTS FOR SEDIMENT
STANSBURY CREEK
MARTIN STATE AIRPORT
MIDDLE RIVER, MARYLAND

SAMPLE ID:	SD-05-02	SD-05-SS	SD-05-SS-D	SD-06-01	SD-06-02	SD-06-SS	SD-07-01	SD-07-02	SD-07-SS	SD-08-01	SD-08-02
LABORATORY ID:	C9J020291018DL	C9J020291014DL	C9J020291048DL	C9J020291037DL	C9J020291038DL	C9J020291036DL	C9J020291001DL	C9J020291002DL	C9J020291020DL	C9J020291004DL	C9J020291005DL
SAMPLE DATE:	9/29/2009	9/29/2009	9/29/2009	9/30/2009	9/30/2009	9/30/2009	9/29/2009	9/29/2009	9/29/2009	9/30/2009	9/30/2009
LOCATION:	SD-05	SD-05	SD-05	SD-06	SD-06	SD-06	SD-07	SD-07	SD-07	SD-08	SD-08
BENZYL ALCOHOL	72 U	90 U	89 U	100 U	97 U	110 U	70 U	65 U	69 U	73 U	67 U
BIS(2-CHLOROETHOXY)METHANE	29 U	36 U	35 U	40 U	38 U	43 U	28 U	26 U	27 U	29 U	27 U
BIS(2-CHLOROETHYL)ETHER	13 U	16 U	15 U	18 U	17 U	19 U	12 U	11 U	12 U	13 U	12 U
BIS(2-ETHYLHEXYL)PHTHALATE	60 U	190 J	180 J	85 U	81 U	240 J	59 U	54 U	57 U	92 J	56 U
BUTYL BENZYL PHTHALATE	50 U	62 U	61 U	70 U	67 U	75 U	48 U	45 U	47 U	61 J	56 J
CARBAZOLE	19 U	23 U	23 U	26 U	25 U	28 U	18 U	17 U	18 U	19 U	17 U
CHRYSENE	25 U	150 J	130 J	220	71 J	200 J	24 U	22 U	24 U	25 U	23 U
DIBENZO(A,H)ANTHRACENE	31 U	39 U	130 J	44 U	42 U	47 U	30 U	28 U	30 U	32 U	29 U
DIBENZOFURAN	24 U	30 U	30 U	34 U	32 U	36 U	23 U	22 U	23 U	24 U	22 J
DIETHYL PHTHALATE	40 U	50 U	50 U	56 U	54 U	61 U	39 U	36 U	38 U	41 U	81 J
DIMETHYL PHTHALATE	24 U	30 U	30 U	34 U	32 U	36 U	23 U	22 U	23 U	24 U	22 U
DI-N-BUTYL PHTHALATE	40 U	49 U	49 U	56 U	53 U	60 U	39 U	36 U	38 U	40 U	37 U
DI-N-OCTYL PHTHALATE	18 U	23 U	23 U	26 U	25 U	28 U	280 J	17 U	17 U	19 U	17 U
FLUORANTHENE	110 J	360	360	450	200	460	12 U	11 U	100 J	36 J	130
FLUORENE	22 U	27 U	26 U	30 U	29 U	32 U	21 U	19 U	20 U	22 U	37 J
HEXACHLOROBENZENE	27 U	34 U	33 U	38 U	36 U	41 U	26 U	24 U	26 U	27 U	25 U
HEXACHLOROCYCLOPENTADIENE	27 U	34 U	33 U	38 U	36 U	41 U	26 U	24 U	26 U	27 U	25 U
HEXACHLOROETHANE	24 U	30 U	30 U	34 U	32 U	36 U	23 U	22 U	23 U	24 U	22 U
INDENO(1,2,3-CD)PYRENE	7.8 U	89 J	77 J	120 J	11 U	120 J	7.6 U	7.1 U	7.4 U	7.9 U	7.3 U
ISOPHORONE	28 U	35 U	34 U	39 U	37 U	42 U	27 U	25 U	26 U	28 U	26 U
NAPHTHALENE	120 J	160 J	170 J	220	170 J	200 J	20 U	19 U	20 U	35 J	67 J
NITROBENZENE	36 U	45 U	44 U	50 U	48 U	54 U	35 U	32 U	34 U	36 U	33 U
N-NITROSODIMETHYLAMINE	29 U	36 U	36 U	41 U	39 U	44 U	28 U	26 U	28 U	30 U	27 U
N-NITROSO-DI-N-PROPYLAMINE	40 U	49 U	49 U	55 U	53 U	60 U	38 U	36 U	37 U	40 U	37 U
N-NITROSODIPHENYLAMINE	29 U	36 U	36 U	41 U	39 U	44 U	28 U	26 U	28 U	30 U	27 U
PENTACHLOROPHENOL	120 U	150 U	150 U	170 U	170 U	190 U	120 U	110 U	120 U	130 U	110 U
PHENANTHRENE	17 U	21 U	21 U	24 U	23 U	26 U	17 U	15 U	16 U	47 J	110 J
PHENOL	28 U	35 U	35 U	40 U	38 U	43 U	27 U	26 U	27 U	29 U	26 U
PYRENE	110 J	340	330	410	200	410	37 U	34 U	110 J	38 U	120 J
PYRIDINE	13 U	17 U	17 U	19 U	18 U	20 U	13 U	12 U	13 U	14 U	12 U
TOTAL METALS (mg/kg)											
ANTIMONY	0.4 B	0.63 L	0.51 L	0.4 B	0.34 B	0.39 B	0.1 B	0.13 B	0.13 B	0.21 B	0.16 B
ARSENIC	4.4 J	8.1 J	7.5 J	6.7 J	7 J	9.2 J	2.7 J	4.2 J	2.4 J	10.5 J	3.7 J
BARIUM	20.9	38.6	30.8	22.6	25.9	25.8	15.7	14.8	10.6	38.8	25.7
BERYLLIUM	2.2	3.1	3	1.5	1.6	1.6	0.5	0.56	0.38	1	0.73
CADMIUM	0.8	4.4	4.1	3.6	4.2	3.3	0.16 K	0.24	0.58	0.38	0.36
CHROMIUM	38.6	88.5	86.1 K	59.6	74	48.9	13.1	13.5	12.3	23.3	14.3
COBALT	8.7	16.8	16.1	16.2	16.5	18.1	5.4	7.2	4.9	11.6	10.2
COPPER	20.9 L	39.4	35.9 L	45.4	33.4	60.4	12.5 L	8 L	15.9 L	13.9 L	17.4 L

TABLE B-1
ANALYTICAL RESULTS FOR SEDIMENT
STANSBURY CREEK
MARTIN STATE AIRPORT
MIDDLE RIVER, MARYLAND

SAMPLE ID:	SD-05-02	SD-05-SS	SD-05-SS-D	SD-06-01	SD-06-02	SD-06-SS	SD-07-01	SD-07-02	SD-07-SS	SD-08-01	SD-08-02
LABORATORY ID:	C9J020291018DL	C9J020291014DL	C9J020291048DL	C9J020291037DL	C9J020291038DL	C9J020291036DL	C9J020291001DL	C9J020291002DL	C9J020291020DL	C9J020291004DL	C9J020291005DL
SAMPLE DATE:	9/29/2009	9/29/2009	9/29/2009	9/30/2009	9/30/2009	9/30/2009	9/29/2009	9/29/2009	9/29/2009	9/30/2009	9/30/2009
LOCATION:	SD-05	SD-05	SD-05	SD-06	SD-06	SD-06	SD-07	SD-07	SD-07	SD-08	SD-08
LEAD	23.6	47.4	41.3	73.2	55.6	88.7	10.8	6.6	16.8	22.7	22.1
MERCURY	0.042 L	0.18	0.15	0.39	0.064	0.32	0.025 L	0.021 L	0.053 L	0.064 L	0.071
MOLYBDENUM	1.2 J	1.9 J	1.7	1.3	1.4	2.1	2 J	2.8 J	1.1 J	2.4 J	1.6 J
NICKEL	22.8	29.4	28	25.8	25.1	29.3	8	8.5	7.2	18.4	14.2
SELENIUM	0.94 K	1.5 K	1.4 K	1.3 K	1.2 K	1.5 K	0.5 K	0.44 K	0.49 K	0.64 K	0.98 K
SILVER	0.18 K	0.58	0.54	0.7	0.5	0.65	0.042 K	0.041 K	0.07 K	0.09 K	0.077 K
THALLIUM	0.14 K	0.24 K	0.21 K	0.14 K	0.13 K	0.15 K	0.12 K	0.12 K	0.093 K	0.17 K	0.18 K
VANADIUM	52.5	47.9	45.7	37.8	32.7	38.5	16.3	19.6	11.2	31.3	17.4
ZINC	60.5	206	188	197	180	234	26	26	40.7	68.8	59.2
PESTICIDES/PCBs (ug/kg)											
AROCLOR-1016	2.7 U	3.2 U	3.3 U	3.6 U	3.6 U	3.9 U	2.6 U	2.3 U	2.5 U	2.6 U	2.5 U
AROCLOR-1221	3.4 U	4.1 U	4.2 U	4.7 U	4.6 U	5.1 U	3.3 U	3 U	3.2 U	3.4 U	3.1 U
AROCLOR-1232	3.1 U	3.7 U	3.8 U	4.2 U	4.1 U	4.5 U	3 U	2.7 U	2.8 U	3 U	2.8 U
AROCLOR-1242	2.9 U	3.5 U	3.6 U	4 U	3.9 U	4.3 U	2.8 U	2.6 U	2.7 U	2.9 U	2.7 U
AROCLOR-1248	1.7 U	2.1 U	2.1 U	2.3 U	2.3 U	2.5 U	1.7 U	1.5 U	1.6 U	1.7 U	1.6 U
AROCLOR-1254	2.6 U	3.1 U	3.1 U	78 J	3.4 U	91	2.5 U	2.2 U	2.4 U	2.5 U	2.3 U
AROCLOR-1260	2.6 U	18 J	18 J	47 J	3.4 U	57 J	2.5 U	2.2 U	2.3 U	2.5 U	2.3 U
MISCELLANEOUS (%)											
PERCENT SOLIDS	46.3	37.6	38	33.4	34.8	30.8	47.7	52	49.4	46.2	50.5
MISCELLANEOUS (MG/KG)											
HEXAVALENT CHROMIUM	0.2 U	0.25 U	0.25 U	0.59	0.27 U	0.31 U	0.19 U	0.18 U	0.2 U	0.2	0.18 U

TABLE B-1
ANALYTICAL RESULTS FOR SEDIMENT
STANSBURY CREEK
MARTIN STATE AIRPORT
MIDDLE RIVER, MARYLAND

SAMPLE ID:	SD-08-02-D	SD-08-SS	SD-09-01	SD-09-02	SD-09-SS	SD-09-SS-D	SD-10-01	SD-10-02	SD-10-SS	SD-11-01	SD-11-02
LABORATORY ID:	C9J020291006DL	C9J020291003DL	C9J020291040DL	C9J020291041DL	C9J020291039DL	C9J020291042DL	C9J020291025DL	C9J020291026DL	C9J020291024DL	C9J020291034DL	C9J020291035DL
SAMPLE DATE:	9/30/2009	9/30/2009	10/1/2009	10/1/2009	10/1/2009	10/1/2009	9/30/2009	9/30/2009	9/30/2009	10/1/2009	10/1/2009
LOCATION:	SD-08	SD-08	SD-09	SD-09	SD-09	SD-09	SD-10	SD-10	SD-10	SD-11	SD-11
VOLATILES (ug/kg)											
1,1,1,2-TETRACHLOROETHANE	1.1 U	1.3 U	2 U	1.8 U	2 U	2 U	1.3 U	1.9 U	1.7 U	1.8 U	1.5 U
1,1,1-TRICHLOROETHANE	0.99 U	1.2 U	1.8 U	1.6 U	1.8 U	1.8 U	1.2 U	1.8 U	1.5 U	1.6 U	1.4 U
1,1,2,2-TETRACHLOROETHANE	0.6 U	0.73 U	1.1 U	0.97 U	1.1 U	1.1 U	0.71 U	1.1 U	0.93 U	1 U	0.83 U
1,1,2-TRICHLOROETHANE	0.69 U	0.84 U	1.3 U	1.1 U	1.3 U	1.2 U	0.81 U	1.2 U	1.1 U	1.1 U	0.95 U
1,1,2-TRICHLOROTRIFLUOROETHANE	2.3 U	2.8 U	4.2 U	3.7 U	4.2 U	4.1 U	2.7 U	4.1 U	3.6 U	3.8 U	3.2 U
1,1-DICHLOROETHANE	0.64 U	0.78 U	1.2 U	1 U	1.2 U	1.1 U	0.75 U	1.1 U	0.99 U	1.1 U	0.88 U
1,1-DICHLOROETHENE	0.92 U	1.1 U	1.7 U	1.5 U	1.7 U	1.7 U	1.1 U	1.6 U	1.4 U	1.5 U	1.3 U
1,1-DICHLOROPROPENE	0.53 U	0.65 U	0.96 U	0.86 U	0.97 U	0.95 U	0.62 U	0.94 U	0.82 U	0.88 U	0.73 U
1,2,3-TRICHLOROBENZENE	0.67 U	0.82 U	1.2 U	1.1 U	1.2 U	1.2 U	0.79 U	1.2 U	1 U	1.1 U	0.93 U
1,2,3-TRICHLOROPROPANE	1.6 U	1.9 U	2.9 U	2.6 U	2.9 U	2.9 U	1.9 U	2.8 U	2.5 U	2.6 U	2.2 U
1,2,3-TRIMETHYLBENZENE	0.3 U	0.37 U	0.55 U	0.48 U	0.55 U	0.54 U	0.35 U	0.53 U	0.47 U	0.5 U	0.42 U
1,2,4-TRICHLOROBENZENE	0.48 U	0.58 U	0.87 U	0.77 U	0.87 U	0.86 U	0.56 U	0.85 U	0.74 U	0.79 U	0.66 U
1,2,4-TRIMETHYLBENZENE	1.2 U	1.4 U	2.1 U	1.9 U	2.1 U	2.1 U	1.4 U	2 U	1.8 U	1.9 U	1.6 U
1,2-DIBROMO-3-CHLOROPROPANE	2.3 U	2.8 U	4.2 U	3.7 U	4.2 U	4.1 U	2.7 U	4.1 U	3.6 U	3.8 U	3.2 U
1,2-DIBROMOETHANE	0.89 U	1.1 U	1.6 U	1.4 U	1.6 U	1.6 U	1 U	1.6 U	1.4 U	1.5 U	1.2 U
1,2-DICHLOROBENZENE	0.64 U	0.78 U	1.2 U	1 U	1.2 U	1.1 U	0.75 U	1.1 U	0.99 U	1.1 U	0.88 U
1,2-DICHLOROETHANE	0.6 U	0.73 U	1.1 U	0.97 U	1.1 U	1.1 U	0.71 U	1.1 U	0.93 U	1 U	0.83 U
1,2-DICHLOROPROPANE	1.2 U	1.5 U	2.2 U	2 U	2.2 U	2.2 U	1.4 U	2.2 U	1.9 U	2 U	1.7 U
1,3-DICHLOROBENZENE	0.62 U	0.76 U	1.1 U	1 U	1.1 U	1.1 U	0.73 U	1.1 U	0.96 U	1 U	0.85 U
1,3-DICHLOROPROPANE	0.6 U	0.73 U	1.1 U	0.97 U	1.1 U	1.1 U	0.71 U	1.1 U	0.93 U	1 U	0.83 U
1,4-DICHLOROBENZENE	1.2 U	1.4 U	2.1 U	1.9 U	2.1 U	2.1 U	1.4 U	2.1 U	1.8 U	1.9 U	1.6 U
2,2-DICHLOROPROPANE	1.7 U	2 U	3 U	2.7 U	3 U	3 U	2 U	3 U	2.6 U	2.8 U	2.3 U
2-BUTANONE	6.7 J	3.6 J	43 J	38 J	30 J	18 J	5.7 J	11 J	4.7 J	15 J	4.4 J
2-CHLOROETHYL VINYL ETHER	2.5 UJ	3 UJ	4.5 UJ	4 UJ	4.5 UJ	4.4 UJ	2.9 UJ	4.4 UJ	3.8 UJ	4.1 UJ	3.4 UJ
2-CHLOROTOLUENE	0.71 U	0.86 U	1.3 U	1.1 U	1.3 U	1.3 U	0.83 U	1.3 U	1.1 U	1.2 U	0.98 U
2-HEXANONE	1.1 U	1.4 U	2 U	1.8 U	2 U	2 U	1.3 U	2 U	1.7 U	1.9 U	1.5 U
4-CHLOROTOLUENE	0.73 U	0.89 U	1.3 U	1.2 U	1.3 U	1.3 U	0.85 U	1.3 U	1.1 U	1.2 U	1 U
4-ISOPROPYLTOLUENE	0.37 U	0.45 U	0.67 U	0.6 U	0.68 U	0.67 U	0.44 U	0.66 U	0.57 U	0.62 U	0.51 U
4-METHYL-2-PENTANONE	0.96 U	1.2 U	1.7 U	1.5 U	1.7 U	1.7 U	1.1 U	1.7 U	1.5 U	1.6 U	1.3 U
ACETONE	93 B	35 B	280 B	250 B	190 B	110 B	99 B	110 B	17 U	75 B	27 B
BENZENE	0.41 U	0.5 U	0.74 U	0.66 U	0.74 U	0.73 U	0.48 U	0.72 U	0.63 U	0.68 U	0.56 U
BROMOBENZENE	1.3 U	1.5 U	2.3 U	2 U	2.3 U	2.3 U	1.5 U	2.2 U	1.9 U	2.1 U	1.7 U
BROMOCHLOROMETHANE	1.3 U	1.5 U	2.3 U	2 U	2.3 U	2.3 U	1.5 U	2.2 U	1.9 U	2.1 U	1.7 U
BROMODICHLOROMETHANE	0.5 U	0.6 U	0.9 U	0.8 U	0.9 U	0.89 U	0.58 U	0.88 U	0.77 U	0.82 U	0.68 U
BROMOFORM	0.59 U	0.71 U	1.1 U	0.94 U	1.1 U	1 U	0.69 U	1 U	0.9 U	0.97 U	0.81 U
BROMOMETHANE	0.96 U	1.2 U	1.7 U	1.5 U	1.7 U	1.7 U	1.1 U	1.7 U	1.5 U	1.6 U	1.3 U
CARBON DISULFIDE	4.4 J	0.95 U	1.4 U	1.3 U	1.4 U	1.4 U	2.9 J	10 J	1.2 U	1.3 U	1.1 U
CARBON TETRACHLORIDE	0.66 U	0.8 U	1.2 U	1.1 U	1.2 U	1.2 U	0.77 U	1.2 U	1 U	1.1 U	0.9 U

TABLE B-1
ANALYTICAL RESULTS FOR SEDIMENT
STANSBURY CREEK
MARTIN STATE AIRPORT
MIDDLE RIVER, MARYLAND

SAMPLE ID:	SD-08-02-D	SD-08-SS	SD-09-01	SD-09-02	SD-09-SS	SD-09-SS-D	SD-10-01	SD-10-02	SD-10-SS	SD-11-01	SD-11-02
LABORATORY ID:	C9J020291006DL	C9J020291003DL	C9J020291040DL	C9J020291041DL	C9J020291039DL	C9J020291042DL	C9J020291025DL	C9J020291026DL	C9J020291024DL	C9J020291034DL	C9J020291035DL
SAMPLE DATE:	9/30/2009	9/30/2009	10/1/2009	10/1/2009	10/1/2009	10/1/2009	9/30/2009	9/30/2009	9/30/2009	10/1/2009	10/1/2009
LOCATION:	SD-08	SD-08	SD-09	SD-09	SD-09	SD-09	SD-10	SD-10	SD-10	SD-11	SD-11
CHLOROBENZENE	0.59 U	0.71 U	1.1 U	0.94 U	1.1 U	1 U	0.69 U	1 U	0.9 U	0.97 U	0.81 U
CHLORODIBROMOMETHANE	0.98 U	1.2 U	1.8 U	1.6 U	1.8 U	1.7 U	1.1 U	1.7 U	1.5 U	1.6 U	1.3 U
CHLOROETHANE	1.5 U	1.9 U	2.8 U	2.5 U	2.8 U	2.7 U	1.8 U	2.7 U	2.4 U	2.5 U	2.1 U
CHLOROFORM	0.51 U	0.63 U	0.93 U	0.83 U	0.94 U	0.92 U	0.6 U	0.91 U	0.79 U	0.85 U	0.71 U
CHLOROMETHANE	0.73 U	0.89 U	1.3 U	1.2 U	1.3 U	1.3 U	0.85 U	1.3 U	1.1 U	1.2 U	1 U
CIS-1,2-DICHLOROETHENE	0.64 U	0.78 U	1.2 U	1 U	1.2 U	1.1 U	0.75 U	1.1 U	0.99 U	1.1 U	0.88 U
CIS-1,3-DICHLOROPROPENE	0.6 U	0.73 U	1.1 U	0.97 U	1.1 U	1.1 U	0.71 U	1.1 U	0.93 U	1 U	0.83 U
DIBROMOMETHANE	1.1 U	1.4 U	2 U	1.8 U	2 U	2 U	1.3 U	2 U	1.7 U	1.9 U	1.5 U
DICHLORODIFLUOROMETHANE	0.89 U	1.1 U	1.6 U	1.4 U	1.6 U	1.6 U	1 U	1.6 U	1.4 U	1.5 U	1.2 U
DIISOPROPYL ETHER	2.7 U	3.2 U	4.8 U	4.3 U	4.8 U	4.8 U	3.1 U	4.7 U	4.1 U	4.4 U	3.7 U
ETHYL TERT-BUTYL ETHER	0.39 U	0.48 U	0.71 U	0.63 U	0.71 U	0.7 U	0.46 U	0.69 U	0.6 U	0.65 U	0.54 U
ETHYLBENZENE	0.46 U	0.56 U	0.83 U	0.74 U	0.84 U	0.83 U	0.54 U	0.82 U	0.71 U	0.76 U	0.63 U
HEXACHLOROBUTADIENE	2.1 U	2.6 U	3.9 U	3.4 U	3.9 U	3.8 U	2.5 U	3.8 U	3.3 U	3.5 U	2.9 U
ISOPROPYLBENZENE	0.28 U	0.35 U	0.51 U	0.46 U	0.52 U	0.51 U	0.33 U	0.5 U	0.44 U	0.47 U	0.39 U
M+P-XYLENES	2.1 U	2.6 U	3.9 U	3.4 U	3.9 U	3.8 U	2.5 U	3.8 U	3.3 U	3.5 U	2.9 U
METHYL TERT-BUTYL ETHER	0.76 U	0.93 U	1.4 U	1.2 U	1.4 U	1.4 U	0.89 U	1.3 U	1.2 U	1.3 U	1 U
METHYLENE CHLORIDE	9.7 B	3 B	12 B	10 B	16 B	13 B	5.2 B	7.7 B	1.8 U	5.9 B	6.5 B
NAPHTHALENE	0.34 U	0.41 U	0.61 U	0.54 U	0.61 U	0.6 U	0.39 U	0.6 U	0.52 U	0.99 B	0.46 U
N-BUTYLBENZENE	0.41 U	0.5 U	0.74 U	0.66 U	0.74 U	0.73 U	0.48 U	0.72 U	0.63 U	0.68 U	0.56 U
N-PROPYLBENZENE	0.71 U	0.86 U	1.3 U	1.1 U	1.3 U	1.3 U	0.83 U	1.3 U	1.1 U	1.2 U	0.98 U
O-XYLENE	0.62 U	0.76 U	1.1 U	1 U	1.1 U	1.1 U	0.73 U	1.1 U	0.96 U	1 U	0.85 U
SEC-BUTYLBENZENE	0.32 U	0.39 U	0.58 U	0.51 U	0.58 U	0.57 U	0.37 U	0.56 U	0.49 U	0.53 U	0.44 U
STYRENE	0.27 U	0.32 U	0.48 U	0.43 U	0.48 U	0.48 U	0.31 U	0.47 U	0.41 U	0.44 U	0.37 U
TERT-AMYL METHYL ETHER	0.66 U	0.8 U	1.2 U	1.1 U	1.2 U	1.2 U	0.77 U	1.2 U	1 U	1.1 U	0.9 U
TERT-BUTYLBENZENE	0.51 U	0.63 U	0.93 U	0.83 U	0.94 U	0.92 U	0.6 U	0.91 U	0.79 U	0.85 U	0.71 U
TERTIARY-BUTYL ALCOHOL	13 UR	16 UR	24 UR	22 UR	25 UR	24 UR	16 UR	24 UR	21 UR	22 UR	19 UR
TETRACHLOROETHENE	0.92 U	1.1 U	1.7 U	1.5 U	1.7 U	1.7 U	1.1 U	1.6 U	1.4 U	1.5 U	1.3 U
TOLUENE	0.48 U	0.58 U	0.87 U	0.77 U	0.87 U	0.86 U	0.56 U	0.85 U	0.74 U	0.79 U	0.66 U
TRANS-1,2-DICHLOROETHENE	0.73 U	0.89 U	1.3 U	1.2 U	1.3 U	1.3 U	0.85 U	1.3 U	1.1 U	1.2 U	1 U
TRANS-1,3-DICHLOROPROPENE	0.96 U	1.2 U	1.7 U	1.5 U	1.7 U	1.7 U	1.1 U	1.7 U	1.5 U	1.6 U	1.3 U
TRICHLOROETHENE	0.74 U	0.91 U	1.3 U	1.2 U	1.4 U	1.3 U	0.87 U	1.3 U	1.1 U	1.2 U	1 U
TRICHLOROFLUOROMETHANE	0.6 U	0.73 U	1.1 U	0.97 U	1.1 U	1.1 U	0.71 U	1.1 U	0.93 U	1 U	0.83 U
VINYL ACETATE	0.44 U	0.54 U	0.8 U	0.71 U	0.81 U	0.79 U	0.52 U	0.78 U	0.68 U	0.73 U	0.61 U
VINYL CHLORIDE	0.69 U	0.84 U	1.3 U	1.1 U	1.3 U	1.2 U	0.81 U	1.2 U	1.1 U	1.1 U	0.95 U
SEMIVOLATILES (ug/kg)											
1,2,4-TRICHLOROBENZENE	22 U	27 U	27 U	24 U	27 U	27 U	17 U	26 U	46 U	25 U	20 U
1,2-DICHLOROBENZENE	33 U	40 U	40 U	35 U	40 U	39 U	26 U	39 U	67 U	36 U	30 U
1,2-DIPHENYLHYDRAZINE	37 U	45 U	45 U	40 U	45 U	44 U	29 U	44 U	76 U	41 U	34 U
1,3-DICHLOROBENZENE	30 U	36 U	36 U	32 U	36 U	36 U	23 U	35 U	61 U	33 U	27 U

TABLE B-1
ANALYTICAL RESULTS FOR SEDIMENT
STANSBURY CREEK
MARTIN STATE AIRPORT
MIDDLE RIVER, MARYLAND

SAMPLE ID:	SD-08-02-D	SD-08-SS	SD-09-01	SD-09-02	SD-09-SS	SD-09-SS-D	SD-10-01	SD-10-02	SD-10-SS	SD-11-01	SD-11-02
LABORATORY ID:	C9J020291006DL	C9J020291003DL	C9J020291040DL	C9J020291041DL	C9J020291039DL	C9J020291042DL	C9J020291025DL	C9J020291026DL	C9J020291024DL	C9J020291034DL	C9J020291035DL
SAMPLE DATE:	9/30/2009	9/30/2009	10/1/2009	10/1/2009	10/1/2009	10/1/2009	9/30/2009	9/30/2009	9/30/2009	10/1/2009	10/1/2009
LOCATION:	SD-08	SD-08	SD-09	SD-09	SD-09	SD-09	SD-10	SD-10	SD-10	SD-11	SD-11
1,4-DICHLOROBENZENE	46 U	55 U	55 U	49 U	55 U	55 U	36 U	54 U	94 U	50 U	42 U
1,4-DIOXANE	43 U	52 U	470	46 U	410	51 U	34 U	51 U	88 U	310	39 U
1-METHYLNAPHTHALENE	27 U	32 U	32 U	29 U	33 U	32 U	21 U	32 U	55 U	36 J	24 U
2,2'-OXYBIS(1-CHLOROPROPANE)	39 U	47 U	47 U	42 U	47 U	46 U	30 U	46 U	80 U	43 U	35 U
2,4,5-TRICHLOROPHENOL	22 U	26 U	26 U	23 U	27 U	26 U	17 U	26 U	45 U	24 U	20 U
2,4,6-TRICHLOROPHENOL	44 U	53 U	53 U	47 U	54 U	53 U	35 U	52 U	91 U	49 U	40 U
2,4-DICHLOROPHENOL	36 U	44 U	43 U	39 U	44 U	43 U	28 U	42 U	74 U	40 U	33 U
2,4-DIMETHYLPHENOL	37 U	45 U	45 U	40 U	45 U	44 U	29 U	44 U	77 U	41 U	34 U
2,4-DINITROPHENOL	290 U	350 U	340 U	310 U	350 U	340 U	220 U	340 U	590 U	310 U	260 U
2,4-DINITROTOLUENE	42 U	50 U	50 U	45 U	50 U	50 U	32 U	49 U	85 U	46 U	38 U
2,6-DINITROTOLUENE	45 U	55 U	55 U	49 U	55 U	54 U	35 U	53 U	93 U	50 U	41 U
2-CHLORONAPHTHALENE	24 U	29 U	29 U	26 U	29 U	29 U	19 U	28 U	49 U	26 U	22 U
2-CHLOROPHENOL	27 U	33 U	33 U	29 U	33 U	33 U	21 U	32 U	56 U	30 U	25 U
2-METHYLNAPHTHALENE	35 U	42 U	67 J	82 J	42 U	42 U	27 U	41 U	72 U	110 J	32 U
2-METHYLPHENOL	33 U	40 U	40 U	35 U	40 U	39 U	26 U	39 U	67 U	36 U	30 U
2-NITROANILINE	54 U	66 U	66 U	58 U	66 U	65 U	43 U	64 U	110 U	60 U	49 U
2-NITROPHENOL	34 U	41 U	41 U	36 U	41 U	40 U	26 U	40 U	70 U	37 U	31 U
3&4-METHYLPHENOL	39 U	47 U	47 U	42 U	47 U	46 U	30 U	46 U	80 U	43 U	35 U
3,3'-DICHLOROBENZIDINE	170 U	200 U	200 U	180 U	200 U	200 U	130 U	200 U	340 U	180 U	150 U
3-NITROANILINE	29 U	35 U	35 U	31 U	35 U	35 U	23 U	34 U	60 U	32 U	26 U
4,6-DINITRO-2-METHYLPHENOL	850 U	1000 U	1000 U	920 U	1000 U	1000 U	670 U	1000 U	1800 U	940 U	780 U
4-BROMOPHENYL PHENYL ETHER	38 U	46 U	46 U	40 U	46 U	45 U	30 U	45 U	78 U	42 U	34 U
4-CHLORO-3-METHYLPHENOL	26 U	32 U	32 U	28 U	32 U	32 U	21 U	31 U	54 U	29 U	24 U
4-CHLOROANILINE	27 U	33 U	33 U	29 U	33 U	33 U	21 U	32 U	56 U	30 U	25 U
4-CHLOROPHENYL PHENYL ETHER	39 U	47 U	47 U	42 U	48 U	47 U	31 U	46 U	81 U	43 U	36 U
4-METHYLPHENOL	39 U	47 U	47 U	42 U	47 U	46 U	30 U	46 U	80 U	43 U	35 U
4-NITROANILINE	43 U	53 U	52 U	47 U	53 U	52 U	34 U	51 U	89 U	48 U	39 U
4-NITROPHENOL	520 U	630 U	630 U	560 U	630 U	620 U	410 U	620 U	1100 U	580 U	470 U
ACENAPHTHENE	28 U	34 U	34 U	31 U	35 U	34 U	22 U	34 U	59 U	31 U	26 U
ACENAPHTHYLENE	35 U	43 U	54 J	45 J	46 J	47 J	28 U	42 U	73 U	77 J	32 U
ANILINE	39 U	47 U	47 U	42 U	47 U	46 U	30 U	46 U	80 U	43 U	35 U
ANTHRACENE	31 U	38 U	76 J	64 J	64 J	66 J	24 U	37 U	64 U	120 J	28 U
BENZIDINE	720 U	880 U	870 U	780 U	880 U	870 U	570 U	860 U	1500 U	800 U	660 U
BENZO(A)ANTHRACENE	28 U	64 J	190 J	130 J	160 J	170 J	22 U	33 U	58 U	150 J	26 U
BENZO(A)PYRENE	50 U	60 U	170 J	100 J	160 J	150 J	39 U	59 U	110 J	120 J	45 U
BENZO(B)FLUORANTHENE	36 U	77 J	340	210	230	330	28 U	42 U	210 J	260	33 U
BENZO(G,H,I)PERYLENE	13 U	16 U	110 J	87 J	120 J	140 J	10 U	15 U	110 J	140 J	12 U
BENZO(K)FLUORANTHENE	37 U	45 U	45 U	40 U	87 J	44 U	29 U	44 U	76 U	41 U	34 U
BENZOIC ACID	190 J	36 U	36 U	32 U	36 U	35 U	77 J	35 U	61 U	33 U	27 U

TABLE B-1
ANALYTICAL RESULTS FOR SEDIMENT
STANSBURY CREEK
MARTIN STATE AIRPORT
MIDDLE RIVER, MARYLAND

SAMPLE ID:	SD-08-02-D	SD-08-SS	SD-09-01	SD-09-02	SD-09-SS	SD-09-SS-D	SD-10-01	SD-10-02	SD-10-SS	SD-11-01	SD-11-02
LABORATORY ID:	C9J020291006DL	C9J020291003DL	C9J020291040DL	C9J020291041DL	C9J020291039DL	C9J020291042DL	C9J020291025DL	C9J020291026DL	C9J020291024DL	C9J020291034DL	C9J020291035DL
SAMPLE DATE:	9/30/2009	9/30/2009	10/1/2009	10/1/2009	10/1/2009	10/1/2009	9/30/2009	9/30/2009	9/30/2009	10/1/2009	10/1/2009
LOCATION:	SD-08	SD-08	SD-09	SD-09	SD-09	SD-09	SD-10	SD-10	SD-10	SD-11	SD-11
BENZYL ALCOHOL	90 U	110 U	110 U	97 U	110 U	110 U	70 U	110 U	190 U	100 U	82 U
BIS(2-CHLOROETHOXY)METHANE	36 U	43 U	43 U	38 U	43 U	43 U	28 U	42 U	73 U	39 U	32 U
BIS(2-CHLOROETHYL)ETHER	16 U	19 U	19 U	17 U	19 U	19 U	12 U	18 U	32 U	17 U	14 U
BIS(2-ETHYLHEXYL)PHTHALATE	75 U	91 U	220 J	81 U	250 J	230 J	59 U	89 U	150 U	280 J	68 U
BUTYL BENZYL PHTHALATE	62 U	75 U	75 U	67 U	75 U	74 U	48 U	73 U	130 U	69 U	56 U
CARBAZOLE	23 U	28 U	28 U	25 U	28 U	28 U	18 U	28 U	48 U	26 U	21 U
CHRYSENE	31 U	62 J	210 J	150 J	190 J	210	24 U	37 U	64 U	180 J	28 U
DIBENZO(A,H)ANTHRACENE	39 U	47 U	47 U	42 U	47 U	47 U	31 U	46 U	80 U	43 U	35 U
DIBENZOFURAN	30 U	36 U	36 U	32 U	36 U	36 U	23 U	35 U	62 U	33 U	27 U
DIETHYL PHTHALATE	50 U	61 U	61 U	54 U	61 U	60 U	54 J	59 U	120 J	55 U	46 U
DIMETHYL PHTHALATE	30 U	36 U	36 U	32 U	36 U	36 U	23 U	35 U	61 U	33 U	27 U
DI-N-BUTYL PHTHALATE	49 U	60 U	60 U	53 U	60 U	59 U	39 U	58 U	100 U	55 U	45 U
DI-N-OCTYL PHTHALATE	23 U	28 U	28 U	24 U	28 U	27 U	18 U	27 U	47 U	400 J	21 U
FLUORANTHENE	77 J	110 J	470	330	420	420	16 J	18 U	190 J	490	14 U
FLUORENE	27 U	32 U	32 U	29 U	32 U	32 U	21 U	32 U	55 U	30 U	24 U
HEXACHLOROBENZENE	34 U	41 U	41 U	36 U	41 U	40 U	26 U	40 U	69 U	37 U	31 U
HEXACHLOROCYCLOPENTADIENE	34 U	41 U	41 U	36 U	41 U	40 U	26 U	40 U	69 U	37 U	31 U
HEXACHLOROETHANE	30 U	36 U	36 U	32 U	36 U	36 U	23 U	35 U	62 U	33 U	27 U
INDENO(1,2,3-CD)PYRENE	9.8 U	33 J	95 J	77 J	89 J	110 J	7.6 U	12 U	20 U	110 J	8.9 U
ISOPHORONE	35 U	42 U	42 U	37 U	42 U	41 U	27 U	41 U	71 U	38 U	31 U
NAPHTHALENE	26 U	31 U	230	230	200 J	200 J	20 U	30 U	53 U	300	23 U
NITROBENZENE	45 U	54 U	54 U	48 U	54 U	53 U	35 U	53 U	92 U	49 U	41 U
N-NITROSODIMETHYLAMINE	36 U	44 U	44 U	39 U	44 U	43 U	28 U	43 U	75 U	40 U	33 U
N-NITROSO-DI-N-PROPYLAMINE	49 U	60 U	59 U	53 U	60 U	59 U	38 U	58 U	100 U	54 U	45 U
N-NITROSODIPHENYLAMINE	36 U	44 U	44 U	39 U	44 U	43 U	28 U	43 U	75 U	40 U	33 U
PENTACHLOROPHENOL	150 U	190 U	190 U	170 U	190 U	180 U	120 U	180 U	320 U	170 U	140 U
PHENANTHRENE	68 J	60 J	26 U	23 U	26 U	25 U	17 U	25 U	87 J	220	19 U
PHENOL	35 U	43 U	43 U	38 U	43 U	42 U	28 U	42 U	73 U	39 U	32 U
PYRENE	62 J	100 J	430	300	380	410	37 U	56 U	210 J	430	43 U
PYRIDINE	17 U	20 U	20 U	18 U	20 U	20 U	13 U	20 U	34 U	18 U	15 U
TOTAL METALS (mg/kg)											
ANTIMONY	0.12 B	0.28 B	0.36 B	0.54 B	0.35 B	0.69 L	0.1 B	0.094 B	0.39 B	0.48 B	0.084 B
ARSENIC	3.1 J	8.5 J	9.7 J	8.2 J	10.2 J	10 J	3 J	3.4 J	6.8 J	11.4 J	7.5 J
BARIUM	21.8	29.4	27.9	41.1	25.9	41.4	12	10	13.6	36.1	20.2
BERYLLIUM	0.63	0.96	1.7	1.7	1.7	1.8	0.53	0.81	1.4	1.7	0.99
CADMIUM	0.3	1.1	3.8	2.7	2	2.5	0.23	0.43	2	1.3	0.26
CHROMIUM	13.1	27.9	55.9	68.4 K	46.6	55.2 K	11.7	13.5	29	33.5	19.3
COBALT	8.7	10.6	20.1	18	19.4	21.2	6.2	12	16	21.2	10.3
COPPER	13.9 L	30 L	56.9	37.5	80.5	66.6	11.7	16.4	56.3	43.1	12.8

TABLE B-1
ANALYTICAL RESULTS FOR SEDIMENT
STANSBURY CREEK
MARTIN STATE AIRPORT
MIDDLE RIVER, MARYLAND

SAMPLE ID:	SD-08-02-D	SD-08-SS	SD-09-01	SD-09-02	SD-09-SS	SD-09-SS-D	SD-10-01	SD-10-02	SD-10-SS	SD-11-01	SD-11-02
LABORATORY ID:	C9J020291006DL	C9J020291003DL	C9J020291040DL	C9J020291041DL	C9J020291039DL	C9J020291042DL	C9J020291025DL	C9J020291026DL	C9J020291024DL	C9J020291034DL	C9J020291035DL
SAMPLE DATE:	9/30/2009	9/30/2009	10/1/2009	10/1/2009	10/1/2009	10/1/2009	9/30/2009	9/30/2009	9/30/2009	10/1/2009	10/1/2009
LOCATION:	SD-08	SD-08	SD-09	SD-09	SD-09	SD-09	SD-10	SD-10	SD-10	SD-11	SD-11
LEAD	17.1	27.5	94	55.8	85.1	85.8	11.6	11.3	41.4	64.6	13.8
MERCURY	0.058 L	0.093	0.36	0.29	0.3	0.32	0.049	0.038	0.17	0.26	0.037
MOLYBDENUM	1.4 J	1.4 J	2	1.7	2.2	2.9	2.3	3.3	1.6	2.1	2
NICKEL	12	16	33.4	30.9	28.5	35.5	8.2	11.3	23.8	33.4	13.4
SELENIUM	0.78 K	0.8 K	1.7 K	1.3 K	1.4 K	1.5 K	0.73 K	1 K	1.5 K	1.9 K	0.71 K
SILVER	0.064 K	0.16 K	0.74	0.5	0.64	0.63	0.048 K	0.078 K	0.34	0.24 K	0.056 K
THALLIUM	0.15 K	0.16 K	0.16 K	0.22 K	0.12 K	0.23 K	0.083 K	0.073 K	0.1 K	0.2 K	0.091 K
VANADIUM	15.9	31.1	41.7	45.7	38.2	47.4	14	17.9	20.4	33.7	28.8
ZINC	49.4	97.5	246	177	223	239	27.9	44.3	168	152	45.1
PESTICIDES/PCBs (ug/kg)											
AROCLOR-1016	2.2 U	2.7 UL	4 U	3.5 U	4 U	3.9 U	2.6 U	3.8 U	3.4 U	3.6 U	3 U
AROCLOR-1221	2.8 U	3.4 UL	5.1 U	4.4 U	5.1 U	5 U	3.3 U	4.9 U	4.4 U	4.6 U	3.9 U
AROCLOR-1232	2.5 U	3.1 UL	4.6 U	4 U	4.6 U	4.5 U	3 U	4.4 U	3.9 U	4.1 U	3.5 U
AROCLOR-1242	2.4 U	2.9 UL	4.4 U	3.8 U	4.4 U	4.3 U	2.8 U	4.2 U	3.7 U	3.9 U	3.3 U
AROCLOR-1248	1.4 U	1.7 UL	2.5 U	2.2 U	2.5 U	2.5 U	1.6 U	2.4 U	2.2 U	2.3 U	1.9 U
AROCLOR-1254	2.1 U	2.6 UL	100 J	71	75	72	2.5 U	3.6 U	3.2 U	3.4 U	2.9 U
AROCLOR-1260	2.1 U	2.6 UL	62 J	60 J	34 J	27 J	2.5 U	3.6 U	3.2 U	3.4 U	2.9 U
MISCELLANEOUS (%)											
PERCENT SOLIDS	56.4	46.3	31.2	35.1	31	31.5	48.1	31.9	36.5	34	41
MISCELLANEOUS (MG/KG)											
HEXAVALENT CHROMIUM	0.17 U	0.2 U	0.3	0.27 U	0.46	0.45	0.52	0.3 U	0.26 U	0.27 U	0.24 U

TABLE B-1
ANALYTICAL RESULTS FOR SEDIMENT
STANSBURY CREEK
MARTIN STATE AIRPORT
MIDDLE RIVER, MARYLAND

SAMPLE ID:	SD-11-SS	SD-12-01	SD-12-02	SD-12-SS	SD-13-01	SD-13-02	SD-13-SS	SD-14-01	SD-14-02	SD-14-SS	SD-15-01
LABORATORY ID:	C9J020291033DL	C9J020291031DL	C9J020291032DL	C9J020291030DL	C9J020291028DL	C9J020291029DL	C9J020291027DL	C9J020291046DL	C9J020291047DL	C9J020291045DL	C9J020291044DL
SAMPLE DATE:	10/1/2009	9/30/2009	9/30/2009	9/30/2009	9/30/2009	9/30/2009	9/30/2009	10/1/2009	10/1/2009	10/1/2009	10/1/2009
LOCATION:	SD-11	SD-12	SD-12	SD-12	SD-13	SD-13	SD-13	SD-14	SD-14	SD-14	SD-15
VOLATILES (ug/kg)											
1,1,1,2-TETRACHLOROETHANE	2 U	0.79 U	0.76 U	0.74 U	1.8 U	1.8 U	1.8 U	0.77 U	0.74 U	0.91 U	0.81 U
1,1,1-TRICHLOROETHANE	1.8 U	0.72 U	0.69 U	0.67 U	1.6 U	1.7 U	1.6 U	0.7 U	0.67 U	0.83 U	0.73 U
1,1,2,2-TETRACHLOROETHANE	1.1 U	0.44 U	0.42 U	0.41 U	0.98 U	1 U	0.97 U	0.42 U	0.4 U	0.5 U	0.45 U
1,1,2-TRICHLOROETHANE	1.3 U	0.5 U	0.48 U	0.47 U	1.1 U	1.2 U	1.1 U	0.49 U	0.46 U	0.58 U	0.51 U
1,1,2-TRICHLOROTRIFLUOROETHANE	4.3 U	1.7 U	1.6 U	1.6 U	3.8 U	3.9 U	3.7 U	1.6 U	1.5 U	1.9 U	1.7 U
1,1-DICHLOROETHANE	1.2 U	0.46 U	0.44 U	0.43 U	1 U	1.1 U	1 U	0.45 U	0.43 U	0.53 U	0.47 U
1,1-DICHLOROETHENE	1.7 U	0.67 U	0.64 U	0.62 U	1.5 U	1.5 U	1.5 U	0.65 U	0.62 U	0.77 U	0.68 U
1,1-DICHLOROPROPENE	0.99 U	0.38 U	0.37 U	0.36 U	0.87 U	0.89 U	0.85 U	0.37 U	0.36 U	0.44 U	0.39 U
1,2,3-TRICHLOROBENZENE	1.3 U	0.49 U	0.47 U	0.46 U	1.1 U	1.1 U	1.1 U	0.47 U	0.45 U	0.56 U	0.5 U
1,2,3-TRICHLOROPROPANE	3 U	1.2 U	1.1 U	1.1 U	2.6 U	2.7 U	2.6 U	1.1 U	1.1 U	1.3 U	1.2 U
1,2,3-TRIMETHYLBENZENE	0.56 U	0.22 U	0.21 U	0.2 U	0.49 U	0.51 U	0.48 U	0.21 U	0.2 U	0.25 U	0.22 U
1,2,4-TRICHLOROBENZENE	0.89 U	0.35 U	0.33 U	0.32 U	0.78 U	0.8 U	0.77 U	0.34 U	0.32 U	0.4 U	0.35 U
1,2,4-TRIMETHYLBENZENE	2.1 U	0.83 U	0.8 U	0.78 U	1.9 U	1.9 U	1.8 U	0.81 U	0.77 U	0.96 U	0.85 U
1,2-DIBROMO-3-CHLOROPROPANE	4.3 U	1.7 U	1.6 U	1.6 U	3.8 U	3.9 U	3.7 U	1.6 U	1.5 U	1.9 U	1.7 U
1,2-DIBROMOETHANE	1.6 U	0.64 U	0.61 U	0.6 U	1.4 U	1.5 U	1.4 U	0.62 U	0.6 U	0.74 U	0.66 U
1,2-DICHLOROBENZENE	1.2 U	0.46 U	0.44 U	0.43 U	1 U	1.1 U	1 U	0.45 U	0.43 U	0.53 U	0.47 U
1,2-DICHLOROETHANE	1.1 U	0.44 U	0.42 U	0.41 U	0.98 U	1 U	0.97 U	0.42 U	0.4 U	0.5 U	0.45 U
1,2-DICHLOROPROPANE	2.3 U	0.88 U	0.85 U	0.83 U	2 U	2.1 U	2 U	0.86 U	0.82 U	1 U	0.91 U
1,3-DICHLOROBENZENE	1.2 U	0.45 U	0.43 U	0.42 U	1 U	1 U	0.99 U	0.44 U	0.42 U	0.52 U	0.46 U
1,3-DICHLOROPROPANE	1.1 U	0.44 U	0.42 U	0.41 U	0.98 U	1 U	0.97 U	0.42 U	0.4 U	0.5 U	0.45 U
1,4-DICHLOROBENZENE	2.2 U	0.85 U	0.81 U	0.79 U	1.9 U	2 U	1.9 U	0.82 U	0.79 U	0.97 U	0.87 U
2,2-DICHLOROPROPANE	3.1 U	1.2 U	1.2 U	1.1 U	2.7 U	2.8 U	2.7 U	1.2 U	1.1 U	1.4 U	1.2 U
2-BUTANONE	25 J	1.8 U	1.7 U	1.7 U	5.3 J	4.2 U	4.1 J	1.7 U	1.8 J	2.2 J	1.8 U
2-CHLOROETHYL VINYL ETHER	4.6 UJ	1.8 UJ	1.7 UJ	1.7 UJ	4.1 UJ	4.2 UJ	4 UJ	1.7 U	1.7 U	2.1 U	1.8 UJ
2-CHLOROTOLUENE	1.3 U	0.51 U	0.49 U	0.48 U	1.2 U	1.2 U	1.1 U	0.5 U	0.48 U	0.59 U	0.52 U
2-HEXANONE	2.1 U	0.81 U	0.77 U	0.76 U	1.8 U	1.9 U	1.8 U	0.79 U	0.75 U	0.93 U	0.83 U
4-CHLOROTOLUENE	1.4 U	0.53 U	0.5 U	0.49 U	1.2 U	1.2 U	1.2 U	0.51 U	0.49 U	0.6 U	0.54 U
4-ISOPROPYLTOLUENE	0.69 U	0.27 U	0.26 U	0.25 U	0.61 U	0.63 U	0.6 U	0.26 U	0.25 U	0.31 U	0.28 U
4-METHYL-2-PENTANONE	1.8 U	0.69 U	0.66 U	0.65 U	1.6 U	1.6 U	1.6 J	0.67 U	0.64 U	0.8 U	0.71 U
ACETONE	160 B	22 B	13 B	7.6 U	36 B	23 B	34 B	26 B	48 B	29 B	18 B
BENZENE	0.76 U	0.29 U	0.28 U	0.28 U	0.67 U	0.69 U	0.65 U	0.29 U	0.27 U	0.34 U	0.3 U
BROMOBENZENE	2.3 U	0.91 U	0.87 U	0.85 U	2.1 U	2.1 U	2 U	0.89 U	0.85 U	1 U	0.93 U
BROMOCHLOROMETHANE	2.3 U	0.91 U	0.87 U	0.85 U	2.1 U	2.1 U	2 U	0.89 U	0.85 U	1 U	0.93 U
BROMODICHLOROMETHANE	0.92 U	0.36 U	0.34 U	0.34 U	0.81 U	0.83 U	0.8 U	0.35 U	0.33 U	0.41 U	0.37 U
BROMOFORM	1.1 U	0.42 U	0.4 U	0.4 U	0.96 U	0.98 U	0.94 U	0.41 U	0.39 U	0.49 U	0.43 U
BROMOMETHANE	1.8 U	0.69 U	0.66 U	0.65 U	1.6 U	1.6 U	1.5 U	0.67 UJ	0.64 UJ	0.8 UJ	0.71 U
CARBON DISULFIDE	1.5 U	0.56 U	0.54 U	0.53 U	6.4 J	5.1 J	3.4 J	0.55 U	0.52 U	0.88 J	0.58 U
CARBON TETRACHLORIDE	1.2 U	0.47 U	0.45 U	0.44 U	1.1 U	1.1 U	1.1 U	0.46 U	0.44 U	0.55 U	0.49 U

TABLE B-1
ANALYTICAL RESULTS FOR SEDIMENT
STANSBURY CREEK
MARTIN STATE AIRPORT
MIDDLE RIVER, MARYLAND

SAMPLE ID:	SD-11-SS	SD-12-01	SD-12-02	SD-12-SS	SD-13-01	SD-13-02	SD-13-SS	SD-14-01	SD-14-02	SD-14-SS	SD-15-01
LABORATORY ID:	C9J020291033DL	C9J020291031DL	C9J020291032DL	C9J020291030DL	C9J020291028DL	C9J020291029DL	C9J020291027DL	C9J020291046DL	C9J020291047DL	C9J020291045DL	C9J020291044DL
SAMPLE DATE:	10/1/2009	9/30/2009	9/30/2009	9/30/2009	9/30/2009	9/30/2009	9/30/2009	10/1/2009	10/1/2009	10/1/2009	10/1/2009
LOCATION:	SD-11	SD-12	SD-12	SD-12	SD-13	SD-13	SD-13	SD-14	SD-14	SD-14	SD-15
CHLOROBENZENE	1.1 U	0.42 U	0.4 U	0.4 U	0.96 U	0.98 U	0.94 U	0.41 U	0.39 U	0.49 U	0.43 U
CHLORODIBROMOMETHANE	1.8 U	0.7 U	0.67 U	0.66 U	1.6 U	1.6 U	1.6 U	0.69 U	0.65 U	0.81 U	0.72 U
CHLOROETHANE	2.8 U	1.1 U	1.1 U	1 U	2.5 U	2.6 U	2.4 U	1.1 U	1 U	1.3 U	1.1 U
CHLOROFORM	0.96 U	0.37 U	0.36 U	0.35 U	0.84 U	0.86 U	0.82 U	0.36 U	0.35 U	0.43 U	0.38 U
CHLOROMETHANE	1.4 U	0.53 U	0.5 U	0.49 U	1.2 U	1.2 U	1.2 U	0.51 U	0.49 U	0.6 U	0.54 U
CIS-1,2-DICHLOROETHENE	1.2 U	0.46 U	0.44 U	0.43 U	1 U	1.1 U	1 U	0.45 U	0.43 U	0.53 U	0.47 U
CIS-1,3-DICHLOROPROPENE	1.1 U	0.44 U	0.42 U	0.41 U	0.98 U	1 U	0.97 U	0.42 U	0.4 U	0.5 U	0.45 U
DIBROMOMETHANE	2.1 U	0.81 U	0.77 U	0.76 U	1.8 U	1.9 U	1.8 U	0.79 U	0.75 U	0.93 U	0.83 U
DICHLORODIFLUOROMETHANE	1.6 U	0.64 U	0.61 U	0.6 U	1.4 U	1.5 U	1.4 U	2.3 B	3.3 B	3 B	0.66 U
DIISOPROPYL ETHER	4.9 U	1.9 U	1.8 U	1.8 U	4.3 U	4.5 U	4.3 U	1.9 U	1.8 U	2.2 U	2 U
ETHYL TERT-BUTYL ETHER	0.73 U	0.28 U	0.27 U	0.26 U	0.64 U	0.66 U	0.62 U	0.27 U	0.26 U	0.32 U	0.29 U
ETHYLBENZENE	0.86 U	0.33 U	0.32 U	0.31 U	0.75 U	0.77 U	0.74 U	0.32 U	0.31 U	0.38 U	0.34 U
HEXACHLOROBUTADIENE	4 U	1.5 U	1.5 U	1.4 U	3.5 U	3.6 U	3.4 U	1.5 U	1.4 U	1.8 U	1.6 U
ISOPROPYLBENZENE	0.53 U	0.21 U	0.2 U	0.19 U	0.46 U	0.48 U	0.45 U	0.2 U	0.19 U	0.24 U	0.21 U
M+P-XYLENES	4 U	1.5 U	1.5 U	1.4 U	3.5 U	3.6 U	3.4 U	1.5 U	1.4 U	1.8 U	1.6 U
METHYL TERT-BUTYL ETHER	1.4 U	0.55 U	0.53 U	0.52 U	1.4 J	1.3 U	1.2 U	0.54 U	0.51 U	0.63 U	0.56 U
METHYLENE CHLORIDE	17 B	2.7 B	1.8 B	1.1 B	2.1 B	2 U	1.9 U	28 B	28 B	31 B	12 B
NAPHTHALENE	4.8 B	0.24 U	0.23 U	0.23 U	0.55 U	0.57 U	0.54 U	1.1 B	1 B	1.3 B	0.25 U
N-BUTYLBENZENE	0.76 U	0.29 U	0.28 U	0.28 U	0.67 U	0.69 U	0.65 U	0.29 U	0.27 U	0.34 U	0.3 U
N-PROPYLBENZENE	1.3 U	0.51 U	0.49 U	0.48 U	1.2 U	1.2 U	1.1 U	0.5 U	0.48 U	0.59 U	0.52 U
O-XYLENE	1.2 U	0.45 U	0.43 U	0.42 U	1 U	1 U	0.99 U	0.44 U	0.42 U	0.52 U	0.46 U
SEC-BUTYLBENZENE	0.59 U	0.23 U	0.22 U	0.22 U	0.52 U	0.54 U	0.51 U	0.22 U	0.21 U	0.27 U	0.24 U
STYRENE	0.49 U	0.19 U	0.18 U	0.18 U	0.43 U	0.45 U	0.43 U	0.19 U	0.18 U	0.22 U	0.2 U
TERT-AMYL METHYL ETHER	1.2 U	0.47 U	0.45 U	0.44 U	1.1 U	1.1 U	1.1 U	0.46 U	0.44 U	0.55 U	0.49 U
TERT-BUTYLBENZENE	0.96 U	0.37 U	0.36 U	0.35 U	0.84 U	0.86 U	0.82 U	0.36 U	0.35 U	0.43 U	0.38 U
TERTIARY-BUTYL ALCOHOL	25 UR	9.7 UR	9.3 UR	9.1 UR	22 UR	23 UR	22 UR	9.5 UR	9 UR	11 UR	10 UR
TETRACHLOROETHENE	1.7 U	0.67 U	0.64 U	0.62 U	1.5 U	1.5 U	1.5 U	0.65 U	0.62 U	0.77 U	0.68 U
TOLUENE	0.89 U	0.35 U	0.33 U	0.32 U	0.78 U	0.8 U	0.77 U	0.34 U	0.32 U	0.4 U	0.35 U
TRANS-1,2-DICHLOROETHENE	1.4 U	0.53 U	0.5 U	0.49 U	1.2 U	1.2 U	1.2 U	0.51 U	0.49 U	0.6 U	0.54 U
TRANS-1,3-DICHLOROPROPENE	1.8 U	0.69 U	0.66 U	0.65 U	1.6 U	1.6 U	1.5 U	0.67 U	0.64 U	0.8 U	0.71 U
TRICHLOROETHENE	1.4 U	0.54 U	0.51 U	0.5 U	1.2 U	1.3 U	1.2 U	0.52 U	0.5 U	0.62 U	0.55 U
TRICHLOROFLUOROMETHANE	1.1 U	0.44 U	0.42 U	0.41 U	0.98 U	1 U	0.97 U	0.42 UJ	0.4 UJ	0.5 UJ	0.45 U
VINYL ACETATE	0.82 U	0.32 U	0.31 U	0.3 U	0.72 U	0.74 U	0.71 U	0.31 U	0.3 U	0.37 U	0.33 U
VINYL CHLORIDE	1.3 U	0.5 U	0.48 U	0.47 U	1.1 U	1.2 U	1.1 U	0.49 U	0.46 U	0.58 U	0.51 U
SEMIVOLATILES (ug/kg)											
1,2,4-TRICHLOROBENZENE	28 UL	5.4 U	5.1 U	5 U	24 U	25 U	24 U	5.2 U	5 U	12 U	5.5 U
1,2-DICHLOROBENZENE	41 U	7.9 U	7.6 U	7.4 U	36 U	37 U	35 U	15 J	7.3 U	18 U	8.1 U
1,2-DIPHENYLHYDRAZINE	46 U	8.9 U	8.5 U	8.3 U	40 U	41 U	39 U	8.7 U	8.3 U	20 U	9.1 U
1,3-DICHLOROBENZENE	37 U	7.2 U	6.9 U	6.7 U	32 U	33 U	32 U	7 U	6.7 U	17 U	7.3 U

TABLE B-1
ANALYTICAL RESULTS FOR SEDIMENT
STANSBURY CREEK
MARTIN STATE AIRPORT
MIDDLE RIVER, MARYLAND

SAMPLE ID:	SD-11-SS	SD-12-01	SD-12-02	SD-12-SS	SD-13-01	SD-13-02	SD-13-SS	SD-14-01	SD-14-02	SD-14-SS	SD-15-01
LABORATORY ID:	C9J020291033DL	C9J020291031DL	C9J020291032DL	C9J020291030DL	C9J020291028DL	C9J020291029DL	C9J020291027DL	C9J020291046DL	C9J020291047DL	C9J020291045DL	C9J020291044DL
SAMPLE DATE:	10/1/2009	9/30/2009	9/30/2009	9/30/2009	9/30/2009	9/30/2009	9/30/2009	10/1/2009	10/1/2009	10/1/2009	10/1/2009
LOCATION:	SD-11	SD-12	SD-12	SD-12	SD-13	SD-13	SD-13	SD-14	SD-14	SD-14	SD-15
1,4-DICHLOROBENZENE	57 UL	11 U	11 U	10 U	50 U	51 U	49 U	11 U	10 U	25 U	11 U
1,4-DIOXANE	53 U	10 U	9.9 U	9.7 U	47 U	48 U	46 U	10 U	9.6 U	24 U	11 U
1-METHYLNAPHTHALENE	33 U	6.5 U	6.2 U	6.1 U	29 U	30 U	29 U	6.3 U	6 U	15 U	6.6 U
2,2'-OXYBIS(1-CHLOROPROPANE)	48 U	9.3 U	8.9 U	8.8 U	42 U	43 U	41 U	9.1 U	8.7 U	22 U	9.6 U
2,4,5-TRICHLOROPHENOL	27 U	5.3 U	5 U	4.9 U	24 U	25 U	23 U	5.1 U	4.9 U	12 U	5.4 U
2,4,6-TRICHLOROPHENOL	55 U	11 U	10 U	10 U	48 U	49 U	47 U	10 U	9.9 U	24 U	11 U
2,4-DICHLOROPHENOL	45 U	8.7 U	8.3 U	8.1 U	39 U	40 U	38 U	8.5 U	8.1 U	20 U	8.9 U
2,4-DIMETHYLPHENOL	46 U	9 U	8.6 U	8.4 U	41 U	42 U	40 U	8.7 U	8.3 U	21 U	9.2 U
2,4-DINITROPHENOL	350 U	69 U	66 U	64 U	310 U	320 U	300 U	67 U	64 U	160 U	70 U
2,4-DINITROTOLUENE	52 U	10 U	9.6 U	9.4 U	45 U	47 U	44 U	9.7 U	9.3 U	23 U	10 U
2,6-DINITROTOLUENE	56 U	11 U	10 U	10 U	49 U	51 U	48 U	11 U	10 U	25 U	11 U
2-CHLORONAPHTHALENE	30 U	5.8 U	5.5 U	5.4 U	26 U	27 U	26 U	5.6 U	5.4 U	13 U	5.9 U
2-CHLOROPHENOL	34 UL	6.6 U	6.3 U	6.2 U	30 U	31 U	29 U	6.4 U	6.1 U	15 U	6.7 U
2-METHYLNAPHTHALENE	69 J	8.4 U	8 U	7.9 U	38 U	39 U	37 U	8.2 U	7.8 U	19 U	8.6 U
2-METHYLPHENOL	41 U	7.9 U	7.5 U	7.4 U	36 U	37 U	35 U	7.7 U	7.3 U	18 U	8.1 U
2-NITROANILINE	67 U	13 U	13 U	12 U	59 U	61 U	58 U	13 U	12 U	30 U	13 U
2-NITROPHENOL	42 U	8.1 U	7.8 U	7.6 U	37 U	38 U	36 U	7.9 U	7.6 U	19 U	8.3 U
3&4-METHYLPHENOL	48 U	9.4 U	9 U	8.8 U	42 U	44 U	42 U	9.1 U	8.7 U	22 U	9.6 U
3,3'-DICHLOROBENZIDINE	210 U	40 U	39 U	38 U	180 U	190 U	180 U	39 U	37 U	93 U	41 U
3-NITROANILINE	36 U	7 U	6.7 U	6.5 U	32 U	32 U	31 U	6.8 U	6.5 U	16 U	7.2 U
4,6-DINITRO-2-METHYLPHENOL	1100 U	210 U	200 U	190 U	930 U	960 U	910 U	200 U	190 U	470 U	210 U
4-BROMOPHENYL PHENYL ETHER	47 UL	9.1 U	8.7 U	8.5 U	41 U	42 U	40 U	8.9 U	8.5 U	21 U	9.3 U
4-CHLORO-3-METHYLPHENOL	33 UL	6.4 U	6.1 U	6 U	29 U	30 U	28 U	6.2 U	5.9 U	15 U	6.5 U
4-CHLOROANILINE	34 U	6.6 U	6.3 U	6.2 U	30 U	31 U	29 U	6.4 U	6.1 U	15 U	6.8 U
4-CHLOROPHENYL PHENYL ETHER	49 U	9.4 U	9 U	8.9 U	43 U	44 U	42 U	9.2 U	8.8 U	22 U	9.7 U
4-METHYLPHENOL	48 UL	9.4 U	9 U	8.8 U	42 U	44 U	42 U	9.1 U	8.7 U	22 U	9.6 U
4-NITROANILINE	54 U	10 U	10 U	9.8 U	47 U	49 U	46 U	10 U	9.7 U	24 U	11 U
4-NITROPHENOL	650 UL	130 U	120 U	120 U	570 U	590 U	560 U	120 U	120 U	290 U	130 U
ACENAPHTHENE	35 UL	6.9 U	6.6 U	6.4 U	31 U	32 U	30 U	6.7 U	6.4 U	16 U	7 U
ACENAPHTHYLENE	53 J	8.5 U	8.1 U	8 U	38 U	40 U	38 U	8.3 U	7.9 U	20 U	8.7 U
ANILINE	48 U	9.3 U	8.9 U	8.8 U	42 U	43 U	41 U	9.1 U	8.7 U	22 U	9.6 U
ANTHRACENE	87 J	7.5 U	7.2 U	7 U	34 U	35 U	33 U	7.3 U	7 U	17 U	7.7 U
BENZIDINE	900 U	170 U	170 U	160 U	790 U	810 U	770 U	170 U	160 U	400 U	180 U
BENZO(A)ANTHRACENE	160 J	6.8 U	6.5 U	6.4 U	31 U	32 U	30 U	6.6 U	6.3 U	16 U	7 U
BENZO(A)PYRENE	120 J	12 U	11 U	11 U	54 U	56 U	53 U	12 U	11 U	28 U	12 U
BENZO(B)FLUORANTHENE	290	8.7 U	8.3 U	8.1 U	39 U	40 U	38 U	8.4 U	8 U	20 U	8.9 U
BENZO(G,H,I)PERYLENE	120 J	3.1 U	3 U	2.9 U	14 U	15 U	14 U	3.1 U	2.9 U	7.2 U	3.2 U
BENZO(K)FLUORANTHENE	46 U	8.9 U	8.5 U	8.3 U	40 U	41 U	39 U	8.7 U	8.3 U	20 U	9.1 U
BENZOIC ACID	37 U	7.1 U	6.8 U	6.6 U	32 U	33 U	31 U	6.9 U	6.6 U	180 J	7.3 U

TABLE B-1
ANALYTICAL RESULTS FOR SEDIMENT
STANSBURY CREEK
MARTIN STATE AIRPORT
MIDDLE RIVER, MARYLAND

SAMPLE ID:	SD-11-SS	SD-12-01	SD-12-02	SD-12-SS	SD-13-01	SD-13-02	SD-13-SS	SD-14-01	SD-14-02	SD-14-SS	SD-15-01
LABORATORY ID:	C9J020291033DL	C9J020291031DL	C9J020291032DL	C9J020291030DL	C9J020291028DL	C9J020291029DL	C9J020291027DL	C9J020291046DL	C9J020291047DL	C9J020291045DL	C9J020291044DL
SAMPLE DATE:	10/1/2009	9/30/2009	9/30/2009	9/30/2009	9/30/2009	9/30/2009	9/30/2009	10/1/2009	10/1/2009	10/1/2009	10/1/2009
LOCATION:	SD-11	SD-12	SD-12	SD-12	SD-13	SD-13	SD-13	SD-14	SD-14	SD-14	SD-15
BENZYL ALCOHOL	110 U	22 U	21 U	20 U	98 U	100 U	96 U	21 U	20 U	50 U	22 U
BIS(2-CHLOROETHOXY)METHANE	44 U	8.6 U	8.2 U	8 U	39 U	40 U	38 U	8.4 U	8 U	20 U	8.8 U
BIS(2-CHLOROETHYL)ETHER	19 U	3.7 U	3.6 U	3.5 U	17 U	17 U	17 U	3.7 U	3.5 U	8.6 U	3.8 U
BIS(2-ETHYLHEXYL)PHTHALATE	250 J	18 U	17 U	17 U	82 U	130 J	260 J	43 J	17 U	42 U	19 U
BUTYL BENZYL PHTHALATE	77 U	15 U	14 U	14 U	73 J	70 U	66 U	15 U	14 U	34 U	15 U
CARBAZOLE	29 U	5.6 U	5.4 U	5.3 U	25 U	26 U	25 U	5.5 U	5.2 U	13 U	5.8 U
CHRYSENE	180 J	7.5 U	7.1 U	7 U	34 U	35 U	33 U	7.3 U	6.9 U	17 U	7.6 U
DIBENZO(A,H)ANTHRACENE	48 U	9.4 U	9 U	8.8 U	43 U	44 U	42 U	9.2 U	8.7 U	22 U	9.6 U
DIBENZOFURAN	37 U	7.2 U	6.9 U	6.8 U	33 U	34 U	32 U	7.1 U	6.7 U	17 U	7.4 U
DIETHYL PHTHALATE	62 U	12 U	12 U	11 U	55 U	110 J	59 J	12 U	11 U	28 U	12 U
DIMETHYL PHTHALATE	37 U	7.2 U	6.9 U	6.7 U	33 U	33 U	32 U	7 U	6.7 U	17 U	7.4 U
DI-N-BUTYL PHTHALATE	61 U	12 U	11 U	11 U	54 U	55 U	53 U	12 U	11 U	97 J	12 U
DI-N-OCTYL PHTHALATE	28 U	5.5 U	5.3 U	5.2 U	25 U	26 U	24 U	5.4 U	5.1 U	13 U	5.6 U
FLUORANTHENE	410	3.6 U	3.5 U	3.4 U	16 U	17 U	16 U	3.5 U	3.4 U	52 J	3.7 U
FLUORENE	33 U	6.4 U	6.2 U	6 U	29 U	30 U	29 U	6.3 U	6 U	15 U	6.6 U
HEXACHLOROBENZENE	42 U	8.1 U	7.7 U	7.6 U	37 U	38 U	36 U	7.9 U	7.5 U	19 U	8.3 U
HEXACHLOROCYCLOPENTADIENE	42 U	8.1 U	7.8 U	7.6 U	37 U	38 U	36 U	7.9 U	7.6 U	19 U	8.3 U
HEXACHLOROETHANE	37 UL	7.2 U	6.9 U	6.8 U	33 U	34 U	32 U	7.1 U	6.7 U	17 U	7.4 U
INDENO(1,2,3-CD)PYRENE	100 J	2.3 U	2.2 U	2.2 U	11 U	11 U	10 U	2.3 U	2.2 U	5.4 U	2.4 U
ISOPHORONE	43 U	8.3 U	8 U	7.8 U	38 U	39 U	37 U	8.1 U	7.7 U	19 U	8.5 U
NAPHTHALENE	230 L	6.2 U	5.9 U	5.8 U	28 U	29 U	28 U	6.1 U	5.8 U	14 U	6.4 U
NITROBENZENE	55 U	11 U	10 U	10 U	49 U	50 U	48 U	10 U	10 U	25 U	11 U
N-NITROSODIMETHYLAMINE	45 U	8.8 U	8.4 U	8.2 U	40 U	41 U	39 U	8.5 U	8.1 U	20 U	9 U
N-NITROSO-DI-N-PROPYLAMINE	61 UL	12 U	11 U	11 U	54 U	55 U	53 U	12 U	11 U	27 U	12 U
N-NITROSODIPHENYLAMINE	45 U	8.8 U	8.4 U	8.2 U	40 U	41 U	39 U	8.5 U	8.1 U	20 U	9 U
PENTACHLOROPHENOL	190 UL	37 U	36 U	35 U	170 U	170 U	160 U	36 U	34 U	85 U	38 U
PHENANTHRENE	26 U	5.1 U	4.9 U	4.8 U	23 U	24 U	23 U	5 U	4.7 U	12 U	5.2 U
PHENOL	44 UL	8.5 U	8.1 U	8 U	38 U	39 U	38 U	8.3 U	7.9 U	20 U	8.7 U
PYRENE	380 L	11 U	11 U	11 U	51 U	53 U	50 U	11 U	11 U	58 J	12 U
PYRIDINE	21 U	4 U	3.8 U	3.8 U	18 U	19 U	18 U	3.9 U	3.7 U	9.3 U	4.1 U
TOTAL METALS (mg/kg)											
ANTIMONY	0.48 B	0.064 B	0.06 B	0.073 B	0.083 B	0.076 B	0.096 B	0.08 B	0.074 B	0.061 B	0.058 B
ARSENIC	13.3 J	2.6 J	1.1 J	2.8 J	7.3 J	7.4 J	9.3 J	5.7 J	2.7 J	3.1 J	0.56 J
BARIUM	31.4	4.3	5.1	3.8	20.9	25.9	26.6	13.1	18.5	14.5	2.1
BERYLLIUM	1.9	0.14	0.085	0.17	1.1	1.4	1.1	0.23	0.64	0.35	0.039
CADMIUM	3.4	0.017 K	0.01 K	0.04 K	0.32	0.34	0.37	0.066 K	0.066 K	0.14 K	0.073 K
CHROMIUM	65.5	4.5	4.5	5.1	21.5	24.5	22	10.8 K	12.5 K	9.8 K	3.1 K
COBALT	23.5	1.7	0.73	1.6	12.9	15.6	12	18.7	7.3	4.5	1
COPPER	71.1	1.6	2	2.9	13.6	13.7	19.3	5.7	6.7	5.4	1.7

TABLE B-1
ANALYTICAL RESULTS FOR SEDIMENT
STANSBURY CREEK
MARTIN STATE AIRPORT
MIDDLE RIVER, MARYLAND

SAMPLE ID:	SD-11-SS	SD-12-01	SD-12-02	SD-12-SS	SD-13-01	SD-13-02	SD-13-SS	SD-14-01	SD-14-02	SD-14-SS	SD-15-01
LABORATORY ID:	C9J020291033DL	C9J020291031DL	C9J020291032DL	C9J020291030DL	C9J020291028DL	C9J020291029DL	C9J020291027DL	C9J020291046DL	C9J020291047DL	C9J020291045DL	C9J020291044DL
SAMPLE DATE:	10/1/2009	9/30/2009	9/30/2009	9/30/2009	9/30/2009	9/30/2009	9/30/2009	10/1/2009	10/1/2009	10/1/2009	10/1/2009
LOCATION:	SD-11	SD-12	SD-12	SD-12	SD-13	SD-13	SD-13	SD-14	SD-14	SD-14	SD-15
LEAD	114	2.8	1.7	3.6	13.8	17.1	19.5	5	8.4	6.1	2.5
MERCURY	0.43	0.007 U	0.0067 U	0.0065 U	0.036	0.016 U	0.05	0.0068 U	0.0065 U	0.008 U	0.0071 U
MOLYBDENUM	3.2	0.34 B	0.23 B	0.5	3.2	2.6	2.2	1.4	0.23 B	0.85	0.81
NICKEL	37.9	1.6	1.4	2	15.8	19.2	15	7.8	7.3	6.6	1.6
SELENIUM	1.8	0.11 B	0.087 B	0.18 K	0.78 K	0.85 K	0.83 K	0.21 K	0.21 K	0.26 K	0.086 B
SILVER	1	0.006 K	0.0024 U	0.009 K	0.06 K	0.066 K	0.08 K	0.02 K	0.015 K	0.035 K	0.015 K
THALLIUM	0.15 K	0.02 K	0.016 K	0.025 K	0.1 K	0.11 K	0.12 K	0.051 K	0.062 K	0.059 K	0.016 K
VANADIUM	44.8	8.4	8.1	9.3	27	32.6	31.7	13.3	15.2	11.8	1.9
ZINC	277	4.8	4.3	8	55.8	67.9	54.3	24.5	26.8	23.6	5.6
PESTICIDES/PCBs (ug/kg)											
AROCLOR-1016	4.1 U	1.6 U	1.5 U	1.5 U	3.6 U	3.7 U	3.5 U	1.5 U	1.4 U	1.8 U	1.6 U
AROCLOR-1221	5.2 U	2 U	1.9 U	1.9 U	4.6 U	4.7 U	4.5 U	1.9 U	1.9 U	2.3 U	2.1 U
AROCLOR-1232	4.7 U	1.8 U	1.7 U	1.7 U	4.1 U	4.3 U	4.1 U	1.7 U	1.7 U	2.1 U	1.9 U
AROCLOR-1242	4.5 U	1.7 U	1.7 U	1.6 U	3.9 U	4 U	3.9 U	1.7 U	1.6 U	2 U	1.8 U
AROCLOR-1248	2.6 U	0.99 U	0.97 U	0.93 U	2.3 U	2.3 U	2.2 U	0.96 U	0.92 U	1.2 U	1 U
AROCLOR-1254	100 J	1.5 U	1.5 U	1.4 U	3.4 U	3.5 U	3.4 U	1.5 U	1.4 U	1.7 U	1.6 U
AROCLOR-1260	33 J	1.5 U	1.5 U	1.4 U	3.4 U	3.5 U	3.4 U	1.4 U	1.4 U	1.7 U	1.6 U
MISCELLANEOUS (%)											
PERCENT SOLIDS	30.3	78	81.6	83.3	34.5	33.6	35.2	80.1	84	67.8	76.2
MISCELLANEOUS (MG/KG)											
HEXAVALENT CHROMIUM	0.31 U	0.12	0.12 U	0.12 U	0.28 U	0.28 U	0.27 U	0.12 U	0.41	0.14 U	0.12 U

TABLE B-1
ANALYTICAL RESULTS FOR SEDIMENT
STANSBURY CREEK
MARTIN STATE AIRPORT
MIDDLE RIVER, MARYLAND

SAMPLE ID:	SD-15-SS	SD-4-01	SD-4-02	SD-4-SS
LABORATORY ID:	C9J020291043DL	C9J020291012DL	C9J020291013DL	C9J020291011DL
SAMPLE DATE:	10/1/2009	9/29/2009	9/29/2009	9/29/2009
LOCATION:	SD-15	SD-4	SD-4	SD-4
VOLATILES (ug/kg)				
1,1,1,2-TETRACHLOROETHANE	0.78 U	2 U	1.8 U	2.1 U
1,1,1-TRICHLOROETHANE	0.7 U	1.8 U	1.7 U	1.9 U
1,1,2,2-TETRACHLOROETHANE	0.43 U	1.1 U	1 U	1.1 U
1,1,2-TRICHLOROETHANE	0.49 U	1.3 U	1.2 U	1.3 U
1,1,2-TRICHLOROTRIFLUOROETHANE	1.6 U	4.2 U	3.8 U	4.3 U
1,1-DICHLOROETHANE	0.45 U	1.2 U	1.1 U	1.2 U
1,1-DICHLOROETHENE	0.65 U	1.7 U	1.5 U	1.7 U
1,1-DICHLOROPROPENE	0.38 U	0.97 U	0.89 U	0.99 U
1,2,3-TRICHLOROBENZENE	0.48 U	1.2 U	1.1 U	1.3 U
1,2,3-TRICHLOROPROPANE	1.1 U	2.9 U	2.7 U	3 U
1,2,3-TRIMETHYLBENZENE	0.21 U	0.55 U	0.5 U	0.56 U
1,2,4-TRICHLOROBENZENE	0.34 U	0.88 U	0.8 U	0.89 U
1,2,4-TRIMETHYLBENZENE	0.82 U	2.1 U	1.9 U	2.2 U
1,2-DIBROMO-3-CHLOROPROPANE	1.6 U	4.2 U	3.8 U	4.3 U
1,2-DIBROMOETHANE	0.63 U	1.6 U	1.5 U	1.7 U
1,2-DICHLOROBENZENE	0.45 U	1.2 U	1.1 U	1.2 U
1,2-DICHLOROETHANE	0.43 U	1.1 U	1 U	1.1 U
1,2-DICHLOROPROPANE	0.87 U	2.2 U	2 U	2.3 U
1,3-DICHLOROBENZENE	0.44 U	1.1 U	1 U	1.2 U
1,3-DICHLOROPROPANE	0.43 U	1.1 U	1 U	1.1 U
1,4-DICHLOROBENZENE	0.83 U	2.1 U	2 U	2.2 U
2,2-DICHLOROPROPANE	1.2 U	3 U	2.8 U	3.1 U
2-BUTANONE	1.8 U	15 J	36 J	12 J
2-CHLOROETHYL VINYL ETHER	1.8 UJ	4.5 UJ	4.1 UJ	4.6 UJ
2-CHLOROTOLUENE	0.5 U	1.3 U	1.2 U	1.3 U
2-HEXANONE	0.79 U	2 U	1.9 U	2.1 U
4-CHLOROTOLUENE	0.52 U	1.3 U	1.2 U	1.4 U
4-ISOPROPYLTOLUENE	0.26 U	0.68 U	0.62 U	0.7 U
4-METHYL-2-PENTANONE	0.68 U	1.8 U	1.6 U	1.8 U
ACETONE	7.9 U	93 B	220 B	84 B
BENZENE	0.29 U	0.75 U	0.68 U	0.76 U
BROMOBENZENE	0.89 U	2.3 U	2.1 U	2.4 U
BROMOCHLOROMETHANE	0.89 U	2.3 U	2.1 U	2.4 U
BROMODICHLOROMETHANE	0.35 U	0.91 U	0.83 U	0.93 U
BROMOFORM	0.41 U	1.1 U	0.98 U	1.1 U
BROMOMETHANE	0.68 U	1.8 U	1.6 U	1.8 U
CARBON DISULFIDE	0.55 U	1.4 U	2.4 J	1.5 U
CARBON TETRACHLORIDE	0.46 U	1.2 U	1.1 U	1.2 U

TABLE B-1
ANALYTICAL RESULTS FOR SEDIMENT
STANSBURY CREEK
MARTIN STATE AIRPORT
MIDDLE RIVER, MARYLAND

SAMPLE ID:	SD-15-SS	SD-4-01	SD-4-02	SD-4-SS
LABORATORY ID:	C9J020291043DL	C9J020291012DL	C9J020291013DL	C9J020291011DL
SAMPLE DATE:	10/1/2009	9/29/2009	9/29/2009	9/29/2009
LOCATION:	SD-15	SD-4	SD-4	SD-4
CHLOROBENZENE	0.41 U	1.1 U	0.98 U	1.1 U
CHLORODIBROMOMETHANE	0.69 U	1.8 U	1.6 U	1.8 U
CHLOROETHANE	1.1 U	2.8 U	2.5 U	2.8 U
CHLOROFORM	0.36 U	0.94 U	0.86 U	0.96 U
CHLOROMETHANE	0.52 U	1.3 U	1.2 U	1.4 U
CIS-1,2-DICHLOROETHENE	0.45 U	1.2 U	1.1 U	1.2 U
CIS-1,3-DICHLOROPROPENE	0.43 U	1.1 U	1 U	1.1 U
DIBROMOMETHANE	0.79 U	2 U	1.9 U	2.1 U
DICHLORODIFLUOROMETHANE	0.63 U	1.6 U	1.5 U	1.7 U
DIISOPROPYL ETHER	1.9 U	4.9 U	4.4 U	5 U
ETHYL TERT-BUTYL ETHER	0.28 U	0.71 U	0.65 U	0.73 U
ETHYLBENZENE	0.33 U	0.84 U	0.77 U	0.86 U
HEXACHLOROBUTADIENE	1.5 U	3.9 U	3.6 U	4 U
ISOPROPYLBENZENE	0.2 U	0.52 U	0.47 U	0.53 U
M+P-XYLENES	1.5 U	3.9 U	3.6 U	4 U
METHYL TERT-BUTYL ETHER	0.54 U	1.4 U	1.3 U	1.4 U
METHYLENE CHLORIDE	13 B	2.2 U	2 U	2.2 U
NAPHTHALENE	0.24 U	0.62 U	0.56 U	0.63 U
N-BUTYLBENZENE	0.29 U	0.75 U	0.68 U	0.76 U
N-PROPYLBENZENE	0.5 U	1.3 U	1.2 U	1.3 U
O-XYLENE	0.44 U	1.1 U	1 U	1.2 U
SEC-BUTYLBENZENE	0.23 U	0.58 U	0.53 U	0.6 U
STYRENE	0.19 U	0.49 U	0.44 U	0.5 U
TERT-AMYL METHYL ETHER	0.46 U	1.2 U	1.1 U	1.2 U
TERT-BUTYLBENZENE	0.36 U	0.94 U	0.86 U	0.96 U
TERTIARY-BUTYL ALCOHOL	9.6 UR	25 UR	23 UR	25 UR
TETRACHLOROETHENE	0.65 U	1.7 U	1.5 U	1.7 U
TOLUENE	0.34 U	0.88 U	0.8 U	0.89 U
TRANS-1,2-DICHLOROETHENE	0.52 U	1.3 U	1.2 U	1.4 U
TRANS-1,3-DICHLOROPROPENE	0.68 U	1.8 U	1.6 U	1.8 U
TRICHLOROETHENE	0.53 U	1.4 U	1.2 U	1.4 U
TRICHLOROFLUOROMETHANE	0.43 U	1.1 U	1 U	1.1 U
VINYL ACETATE	0.31 U	0.81 U	0.74 U	0.83 U
VINYL CHLORIDE	0.49 U	1.3 U	1.2 U	1.3 U
SEMIVOLATILES (ug/kg)				
1,2,4-TRICHLOROBENZENE	5.3 U	27 U	25 U	28 U
1,2-DICHLOROBENZENE	7.7 U	40 U	54 J	40 U
1,2-DIPHENYLHYDRAZINE	8.7 U	45 U	41 U	46 U
1,3-DICHLOROBENZENE	7 U	36 U	33 U	37 U

TABLE B-1
ANALYTICAL RESULTS FOR SEDIMENT
STANSBURY CREEK
MARTIN STATE AIRPORT
MIDDLE RIVER, MARYLAND

SAMPLE ID:	SD-15-SS	SD-4-01	SD-4-02	SD-4-SS
LABORATORY ID:	C9J020291043DL	C9J020291012DL	C9J020291013DL	C9J020291011DL
SAMPLE DATE:	10/1/2009	9/29/2009	9/29/2009	9/29/2009
LOCATION:	SD-15	SD-4	SD-4	SD-4
1,4-DICHLOROBENZENE	11 U	55 U	51 U	56 U
1,4-DIOXANE	10 U	52 U	48 U	53 U
1-METHYLNAPHTHALENE	6.3 U	32 U	30 U	33 U
2,2'-OXYBIS(1-CHLOROPROPANE)	9.2 U	47 U	43 U	48 U
2,4,5-TRICHLOROPHENOL	5.2 U	26 U	24 U	27 U
2,4,6-TRICHLOROPHENOL	10 U	53 U	49 U	54 U
2,4-DICHLOROPHENOL	8.5 U	43 U	40 U	44 U
2,4-DIMETHYLPHENOL	8.8 U	45 U	41 U	46 U
2,4-DINITROPHENOL	67 U	340 U	320 U	350 U
2,4-DINITROTOLUENE	9.8 U	50 U	46 U	51 U
2,6-DINITROTOLUENE	11 U	55 U	50 U	56 U
2-CHLORONAPHTHALENE	5.7 U	29 U	27 U	30 U
2-CHLOROPHENOL	6.4 U	33 U	30 U	34 U
2-METHYLNAPHTHALENE	8.2 U	43 J	44 J	43 U
2-METHYLPHENOL	7.7 U	40 U	36 U	40 U
2-NITROANILINE	13 U	66 U	61 U	67 U
2-NITROPHENOL	8 U	41 U	38 U	42 U
3&4-METHYLPHENOL	9.2 U	47 U	43 U	48 U
3,3'-DICHLOROBENZIDINE	40 U	200 U	190 U	210 U
3-NITROANILINE	6.9 U	35 U	32 U	36 U
4,6-DINITRO-2-METHYLPHENOL	200 U	1000 U	950 U	1100 U
4-BROMOPHENYL PHENYL ETHER	8.9 U	46 U	42 U	47 U
4-CHLORO-3-METHYLPHENOL	6.3 U	32 U	29 U	33 U
4-CHLOROANILINE	6.5 U	33 U	31 U	34 U
4-CHLOROPHENYL PHENYL ETHER	9.3 U	47 U	44 U	48 U
4-METHYLPHENOL	9.2 U	47 U	43 U	48 U
4-NITROANILINE	10 U	52 U	48 U	54 U
4-NITROPHENOL	120 U	630 U	580 U	640 U
ACENAPHTHENE	6.7 U	34 U	32 U	35 U
ACENAPHTHYLENE	8.3 U	59 J	63 J	76 J
ANILINE	9.2 U	47 U	43 U	48 U
ANTHRACENE	7.3 U	140 J	330	190 J
BENZIDINE	170 U	870 U	810 U	890 U
BENZO(A)ANTHRACENE	6.7 U	750	1800	1200
BENZO(A)PYRENE	12 U	660	1400	1100
BENZO(B)FLUORANTHENE	8.5 U	1200	2500	1900
BENZO(G,H,I)PERYLENE	3.1 U	420	780	590
BENZO(K)FLUORANTHENE	8.7 U	45 U	41 U	46 U
BENZOIC ACID	7 U	450 J	33 U	710 J

TABLE B-1
ANALYTICAL RESULTS FOR SEDIMENT
STANSBURY CREEK
MARTIN STATE AIRPORT
MIDDLE RIVER, MARYLAND

SAMPLE ID:	SD-15-SS	SD-4-01	SD-4-02	SD-4-SS
LABORATORY ID:	C9J020291043DL	C9J020291012DL	C9J020291013DL	C9J020291011DL
SAMPLE DATE:	10/1/2009	9/29/2009	9/29/2009	9/29/2009
LOCATION:	SD-15	SD-4	SD-4	SD-4
BENZYL ALCOHOL	21 U	110 U	100 U	110 U
BIS(2-CHLOROETHOXY)METHANE	8.4 U	43 U	40 U	44 U
BIS(2-CHLOROETHYL)ETHER	3.7 U	19 U	17 U	19 U
BIS(2-ETHYLHEXYL)PHTHALATE	43 J	270 J	250 J	280 J
BUTYL BENZYL PHTHALATE	15 U	75 U	69 U	77 U
CARBAZOLE	5.5 U	28 U	60 J	29 U
CHRYSENE	7.3 U	760	1600	1200
DIBENZO(A,H)ANTHRACENE	9.2 U	210 J	350	250
DIBENZOFURAN	7.1 U	36 U	33 U	37 U
DIETHYL PHTHALATE	12 U	61 U	56 U	62 U
DIMETHYL PHTHALATE	7.1 U	36 U	33 U	37 U
DI-N-BUTYL PHTHALATE	12 U	60 U	55 U	61 U
DI-N-OCTYL PHTHALATE	5.4 U	28 U	25 U	28 U
FLUORANTHENE	3.5 U	1400	3400	2200
FLUORENE	6.3 U	32 U	30 U	33 U
HEXACHLOROBENZENE	7.9 U	41 U	37 U	41 U
HEXACHLOROCYCLOPENTADIENE	8 U	41 U	38 U	42 U
HEXACHLOROETHANE	7.1 U	36 U	33 U	37 U
INDENO(1,2,3-CD)PYRENE	2.3 U	370	750	520
ISOPHORONE	8.2 U	42 U	38 U	43 U
NAPHTHALENE	6.1 U	210 J	200	200 J
NITROBENZENE	11 U	54 U	50 U	55 U
N-NITROSODIMETHYLAMINE	8.6 U	44 U	40 U	45 U
N-NITROSO-DI-N-PROPYLAMINE	12 U	59 U	55 U	61 U
N-NITROSODIPHENYLAMINE	8.6 U	44 U	40 U	45 U
PENTACHLOROPHENOL	36 U	190 U	170 U	190 U
PHENANTHRENE	5 U	180 J	1100	310
PHENOL	8.3 U	43 U	39 U	43 U
PYRENE	11 U	1200	2800	1900
PYRIDINE	3.9 U	20 U	19 U	21 U
TOTAL METALS (mg/kg)				
ANTIMONY	0.042 B	0.69 L	0.83 L	1.9 L
ARSENIC	0.3 J	8.5 J	9.3 J	9 J
BARIUM	2.1	46.5	45.3	45.6
BERYLLIUM	0.03	2	2.1	1.8
CADMIUM	0.051 K	3.4	5	2.2
CHROMIUM	2.9 K	52.7	59.3	48.8
COBALT	0.7	19.3	17.7	18
COPPER	2	64.9 L	55.8 L	97.2 L

TABLE B-1
ANALYTICAL RESULTS FOR SEDIMENT
STANSBURY CREEK
MARTIN STATE AIRPORT
MIDDLE RIVER, MARYLAND

SAMPLE ID:	SD-15-SS	SD-4-01	SD-4-02	SD-4-SS
LABORATORY ID:	C9J020291043DL	C9J020291012DL	C9J020291013DL	C9J020291011DL
SAMPLE DATE:	10/1/2009	9/29/2009	9/29/2009	9/29/2009
LOCATION:	SD-15	SD-4	SD-4	SD-4
LEAD	2.8	92.3	103	78.8
MERCURY	0.0068 U	0.32	0.33	0.28
MOLYBDENUM	0.17 B	1.9 J	1.6 J	1.9 J
NICKEL	0.99	33.9	33.5	30.3
SELENIUM	0.032 U	1.4 K	1.8	1.5 K
SILVER	0.017 K	0.59	0.75	0.59
THALLIUM	0.014 K	0.23 K	0.27 K	0.21 K
VANADIUM	1.4	49.1	53.7	46.9
ZINC	5.2	274	312	251
PESTICIDES/PCBs (ug/kg)				
AROCLOR-1016	1.6 U	4 U	3.7 U	4 U
AROCLOR-1221	2 U	5.2 U	4.7 U	5.2 U
AROCLOR-1232	1.8 U	4.6 U	4.2 U	4.6 U
AROCLOR-1242	1.7 U	4.4 U	4 U	4.4 U
AROCLOR-1248	0.99 U	2.6 U	2.3 U	2.6 U
AROCLOR-1254	1.5 U	88	88	70
AROCLOR-1260	1.5 U	57 J	88	63
MISCELLANEOUS (%)				
PERCENT SOLIDS	79.6	30.9	33.8	30.2
MISCELLANEOUS (MG/KG)				
HEXAVALENT CHROMIUM	0.12 U	0.31 U	0.28 U	0.32 U

(1) Source: Oak Ridge National Laboratory Regional Screening Levels for Chemical Contaminants at Superfund sites, July 7, 200
Residential soil values used; cancer (ca) values are 10X the original screening level value.
(2) MacDonald DD, Ingersoll CG, Berger TA, (2000) Development and evaluation of consensus-based
sediment quality guidelines for freshwater ecosystems. Arch Env Contam Tox 39:20-31
III = BTAG Region 3 Freshwater Sediment Benchmarks
B - Analyte was detected but is considered to be a laboratory contaminant.
J - Positive value is considered estimated as a result of technical noncompliance.
K - Positive value is considered biased high as a result of technical noncompliance.
L - Positive value is considered biasedlow as a result of technical noncompliance.
U - not detected.
ug/kg - micrograms per kilogram
mg/kg - milligrams per kilogram

APPENDIX C

DATA VALIDATION REPORT

Tetra Tech NUS **INTERNAL CORRESPONDENCE**

TO: **D. MURALI** **DATE:** **NOVEMBER 16, 2009**

FROM: **A. COGNETTI** **COPIES:** **DV FILE**

SUBJECT: **ORGANIC DATA VALIDATION-**
VOLATILE ORGANIC COMPOUNDS/SEMI-VOLATILE ORGANIC COMPOUNDS/POLYCHLORINATED BIPHENYLS
LOCKHEED MARTIN MIDDLE RIVER COMPLEX, STANSBURY CREEK
FULL REVIEW
SAMPLE DELIVERY GROUP (SDG) C9J020291

SAMPLES: 48/Sediment/ VOC/SVOC/PCB

SD-01-01	SD-01-02	SD-01-SS	SD-02-01	SD-02-02
SD-02-SS	SD-03-01	SD-03-01-D	SD-03-02	SD-03-SS
SD-05-01	SD-05-02	SD-05-SS	SD-05-SS-D	SD-06-01
SD-06-02	SD-06-SS	SD-07-01	SD-07-02	SD-07-SS
SD-08-01	SD-08-02	SD-08-02-D	SD-08-SS	SD-09-01
SD-09-02	SD-09-SS	SD-09-SS-D	SD-10-01	SD-10-02
SD-10-SS	SD-11-01	SD-11-02	SD-11-SS	SD-12-01
SD-12-02	SD-12-SS	SD-13-01	SD-13-02	SD-13-SS
SD-14-01	SD-14-02	SD-14-SS	SD-15-01	SD-15-SS
SD-4-01	SD-4-02	SD-4-SS		

Overview

The sample set for LOCKHEED MARTIN MIDDLE RIVER COMPLEX, STANSBURY CREEK, SDG C9J020291 consists of forty eight (48) sedimentary environmental samples. All samples were analyzed for volatile organic compounds (VOC), semivolatile organic compounds (SVOC) and polychlorinated biphenyls (PCB). There are four (4) field duplicate pairs within this SDG: SD-03-01/SD-03-01-D, SD-05-SS/SD-05-SS-D, SD-08-02/SD-08-02-D and SD-09-SS/SD-09-SS-D.

The samples were collected on September 29, September 30, and October 1, 2009 and analyzed by Test America Laboratories, Inc. VOC analyses were conducted in accordance to SW-846 Method 8260B. SVOC analyses followed SW-846 Method 8270C. PCBs analyses were conducted in accordance to SW-846 Method 8082.

Summary

The data contained in this SDG were validated with regard to the following parameters: data completeness, system performance, holding times, GC/MS tuning, initial / continuing calibrations, laboratory method blank results, surrogate spike recoveries, laboratory control sample results, matrix spike/matrix spike duplicate results, internal standard recoveries, compound identification, field duplicate precision and detection limits.

Areas of concern with respect to data quality are listed below.

Major Problems

- In the initial volatile calibration of instrument A3UX8A on September 2, 2009 and continuing calibrations on October 7, October 8, and October 12, 2009, tert-butyl alcohol had a mean relative response factor (RRF) less than the 0.05 quality control limit. All nondetected results for tert-butyl alcohol were qualified as rejected (UR). The affected samples include SD-07-01, SD-07-02, SD-4-SS, SD-4-01, SD-4-02, SD-

05-SS, SD-05-SS-D, SD-05-01, SD-05-02, SD-01-SS, SD-01-01, SD-01-02, SD-07-SS, SD-08-SS, SD-08-01, SD-08-02, SD-08-02-D, SD-02-SS, SD-02-01, SD-02-02, SD-03-SS, SD-03-01, SD-03-01-D, SD-03-02, SD-10-SS, SD-10-01, SD-10-02, SD-13-SS, SD-13-01, SD-13-02, SD-12-SS, SD-12-01, SD-12-02, SD-06-SS, SD-06-01, SD-06-02, SD-11-SS, SD-11-01, SD-11-02, SD-09-SS, SD-09-SS-D, SD-09-01, SD-09-02, SD-15-SS and SD-15-01.

- In the initial volatile calibration of instrument A3UX14 on September 25, 2009 and the continuing calibration on October 11, 2009, tert-butyl alcohol had a mean RRF less than the 0.05 quality control limit. All nondetected results for tert-butyl alcohol were qualified as rejected (UR) in the affected samples SD-14-SS, SD-14-01 and SD-14-02.

Minor Problems

- Laboratory contaminants were detected in the volatile fraction in several method blanks:

Method Blank	Contaminant	Maximum Concentration (ug/kg)	Action Level (ug/kg)	Affected Samples
LL8191AA	Naphthalene	0.41	2.05	SD-07-01, SD-07-02 SD-08-SS, SD-08-01 SD-08-02, SD-4-SS SD-4-01, SD-4-02 SD-05-SS, SD-05-SS-D SD-05-01, SD-05-02 SD-01-SS, SD-01-01 SD-01-02, SD-07-SS
LMCNR1AA	Naphthalene	0.43	2.15	SD-08-02-D, SD-02-SS SD-02-01, SD-02-02 SD-03-SS, SD-03-01 SD-03-01-D, SD-03-02 SD-10-SS, SD-10-01 SD-10-02, SD-13-SS SD-13-01, SD-13-02 SD-12-SS, SD-12-01 SD-12-02, SD-06-SS SD-06-01, SD-06-02
LME271AA	Acetone	19.0	190.0	SD-14-SS, SD-14-01
	Bromomethane	0.55	2.75	SD-14-02
	Dichlorodifluoromethane	1.8	9.0	
	Methylene chloride	16.0	160.0	
	1,2,4-trichlorobenzene	0.42	2.1	
	Naphthalene	1.2	6.0	
	1,2,3-trichlorobenzene	0.47	2.35	
LMHX11AA	Naphthalene	0.44	2.2	SD-11-SS, SD-11-01
	1,2,4-trichlorobenzene	0.3	1.5	SD-11-02, SD-09-SS
				SD-09-SS-D, SD-09-01
				SD-09-02, SD-15-SS
				SD-15-01

An action level of 5X the maximum concentration level has been used in order to evaluate sample data for blank contamination. Methylene chloride and acetone, common laboratory contaminants, action levels were 10X the maximum concentration of methylene chloride and acetone. Positive results less than the action level were qualified (B) as a result of blank contamination. Sample aliquot, percent solids and dilution factors were taken into consideration during the application of the action level. Methylene chloride and acetone were qualified in all samples containing positive results because these analytes are common laboratory contaminants. No action was taken on the nondetected results in the affected samples.

- The volatile continuing calibration of instrument A3UX8A on October 7, 2009 @ 18:46, 2-chloroethyl vinyl ether had a percent difference (%D) greater than the 50%. The nondetected results in the affected samples were qualified (UJ) due to this noncompliance. The affected samples are the following: SD-05-SS, SD-05-SS-D, SD-07-01, SD-07-02, SD-4-SS, SD-4-01, SD-4-02, SD-05-01, SD-05-02, SD-01-SS, SD-01-01, SD-01-02, SD-07-SS, SD-08-SS, SD-08-01 and SD-08-02.

- The volatile continuing calibration of instrument A3UX8A on October 8, 2009 @ 18:28, 2-butanone had a %D greater than 25% but less than 50%. The positive detections in the affected samples were qualified as (J) due to this noncompliance. The affected samples are the following: SD-08-02-D, SD-02-01, SD-02-02, SD-03-SS, SD-03-01, SD-03-01-D, SD-03-02, SD-10-SS, SD-10-01, SD-10-02, SD-13-SS, SD-13-01, SD-06-SS, SD-06-01 and SD-06-02.

- The volatile continuing calibration of instrument A3UX8A on October 8, 2009 @ 18:28, 2-chloroethyl vinyl ether had a %D greater than 50%. The nondetected results in the affected samples were qualified as (UJ) due to this noncompliance. The affected samples are the following: SD-08-02-D, SD-02-SS, SD-02-01, SD-02-02, SD-03-SS, SD-03-01, SD-03-01-D, SD-03-02, SD-10-SS, SD-10-01, SD-10-02, SD-13-SS, SD-13-01, SD-13-02, SD-12-SS, SD-12-01, SD-12-02, SD-06-SS, SD-06-01 and SD-06-02.

- The volatile continuing calibration of instrument A3UX8A on October 12, 2009 @ 20:27, 2-butanone had a %D greater than the 25% quality control limit but less than 50%. The positive detections in the affected samples were qualified as (J) due to this noncompliance. The affected samples are the following: SD-11-SS, SD-11-01, SD-11-02, SD-09-SS, SD-09-SS-D, SD-09-01 and SD-09-02.

- The volatile continuing calibration of instrument A3UX8A on October 12, 2009 @ 20:27, 2-chloroethyl vinyl ether had a %D greater than 50%. The nondetected results in the affected samples were qualified as (UJ) due to this noncompliance. The affected samples are the following: SD-11-SS, SD-11-01, SD-11-02, SD-09-SS, SD-09-SS-D, SD-09-01, SD-09-02, SD-15-SS and SD-15-01.

- In the volatile initial calibration of instrument A3UX14 on September 25, 2009, acetone had a percent relative standard deviation greater than the 30% quality control limit. The positive detections in the affected samples SD-14-SS, SD-14-01 and SD-14-02 were qualified as a result of blank contamination. No further action was taken.

- In the volatile continuing calibration of instrument A3UX14 on October 11, 2009, bromomethane and trichlorofluoromethane had a %D greater than 50%. The nondetected results in the affected samples SD-14-SS, SD-14-01 and SD-14-02 were qualified as (UJ).

- In the semivolaitle matrix spike duplicate sample of SD-11-SS, the percent recoveries (%R) were less than the lower quality control limit for fourteen of the sixteen compounds analyzed. The spike amount added was generally 3-4X greater than the sample concentration. The relative percent deviation (%RPD) was greater than the quality control limit for pentachlorophenol. Positive detections in SD-11-SS for naphthalene and pyrene were qualified as (L). Nondetected results for 1,2,4-trichlorobenzene, 1,4-dichlorobenzene, 2-chlorophenol, 4-chloro-3-methylphenol, 4-nitrophenol, acenaphthene, N-

Nitrosodi-n-propylamine, phenol, 4-bromophenyl phenyl ether, 4-methylphenol and hexachloroethane were qualified as (UL).

- The percent difference (RPD) between columns 1 and 2 for Aroclor-1260 in sample SD-09-SS-D was greater than 25%. The positive detection of Aroclor-1260 in sample SD-09-SS-D was estimated (J) due to the noncompliance.

- The percent difference (%D) between columns 1 and 2 for Aroclor-1260 in sample SD-4-01 was greater than 25%. The positive detection for Aroclor-1260 in sample SD-4-01 was qualified (J) due to the noncompliance.

- The %Ds between columns 1 and 2 for Aroclor-1254 and Aroclor-1260 in sample SD-11-SS were greater than 25%. The positive detections were qualified (J) due to the noncompliance.

- The %Ds between columns 1 and 2 for Aroclor-1260 in sample SD-06-SS were greater than 25%. The positive detection for Aroclor-1260 in sample SD-06-SS were qualified (J) due to the noncompliance.

- The %Ds between columns 1 and 2 for Aroclor-1254 and Aroclor-1260 in sample SD-06-01 were greater than 25%. The positive detections for Aroclor-1254 and Aroclor-1260 in sample SD-06-01 were qualified (J) due to the noncompliance.

- The %D between columns 1 and 2 for Aroclor-1260 in sample SD-09-SS was greater than 25%. The positive detection for Aroclor-1260 in sample SD-09-SS was qualified (J) due to the noncompliance.

- The %Ds between columns 1 and 2 for Aroclor-1254 and Aroclor-1260 in sample SD-09-01 were greater than 25%. The positive detections for Aroclor-1254 and Aroclor-1260 in sample SD-09-01 were qualified (J) due to the noncompliance.

- The %D between columns 1 and 2 for Aroclor-1260 in sample SD-09-02 was greater than 25%. The positive detection for Aroclor-1260 in sample SD-09-02 was qualified as (J) due to this noncompliance.

- The matrix spike/matrix spike duplicate (MS/MSD) of sample SD-08-SS percent recoveries were less than the lower quality control limit for Aroclor 1016 and Aroclor 1260. The nondetected results in sample SD-08-SS were qualified as (UL) due to the noncompliance.

Notes

The volatile continuing calibration of instrument A3UX8A on October 7, 2009, dichlorodifluoromethane and vinyl acetate had a %D greater than the 25% quality control limit but less than 50%. No action was taken on the nondetected results in the affected samples. The affected samples are the following: SD-05-SS, SD-05-SS-D, SD-07-01, SD-07-02, SD-4-SS, SD-4-01, SD-4-02, SD-05-01, SD-05-02, SD-01-SS, SD-01-01, SD-01-02, SD-07-SS, SD-08-SS, SD-08-01 and SD-08-02.

The volatile continuing calibration of instrument A3UX8A on October 12, 2009, chloromethane and vinyl acetate had a %D greater than the 25% quality control limit but less than 50%. No action was taken on the nondetected results in the affected samples. The affected samples are the following: SD-11-SS, SD-11-01, SD-11-02, SD-09-SS, SD-09-SS-D, SD-09-01, SD-09-02, SD-15-SS and SD-15-01.

The volatile continuing calibration of instrument A3UX14 on October 11, 2009 @ 10:13, chloroethane, vinyl acetate, 2,2-dichloropropane, 1,1,1-trichloroethane, carbon tetrachloride and 1,1,2-trichloroethane had %D

greater than the 25% quality control limit but less than 50%. No action was taken on the nondetected results in the affected samples. The affected samples are the following: SD-14-SS, SD-14-01 and SD-14-02.

In the volatile continuing calibration of instrument A3UX14 on October 11, 2009 @ 10:13, dichlorodifluoromethane and methylene chloride had a %D greater than the 25% quality control limit but less than 50%. The positive detections for the aforementioned compounds were qualified due to blank contamination. No further action was taken.

The semivolatile continuing calibration of instrument 731 on October 20, 2009, @ 12:30, benzyl alcohol had a %D greater than the 25% quality control limit but less than 50%. No action was taken on the nondetected results in the affected samples. The affected samples are the following: SD-08-SS, SD-08-01, SD-08-02, SD-08-02-D, SD-02-SS, SD-02-01, SD-02-02, SD-03-SS, SD-03-01, SD-03-01-D, SD-03-02, SD-10-SS, SD-10-01, SD-10-02, SD-13-SS, SD-13-01, SD-13-02, SD-12-SS, SD-12-01 and SD-12-02.

The semivolatile continuing calibration of instrument 722 on October 15, 2009 @ 1:16, 1,4-dioxane, benzyl alcohol, benzoic acid, 2,4-dinitrophenol and 4,6-dinitro,-2-methylphenol had %D greater than the 25% quality control limit but less than 50%. No action was taken on the nondetected results of the aforementioned compounds in the affected samples SD-01-01 and SD-01-02.

The semivolatile continuing calibration of instrument 722 on October 21, 2009 @ 00:12, benzyl alcohol and 4,6-dinitro-2-methylphenol had %D greater than the 25% quality control limit but less than 50%. No action was taken on the nondetected results of the aforementioned compounds in the affected samples. The affected samples are the following: SD-07-01, SD-07-02, SD-4-SS, SD-4-01, SD-4-02, SD-05-SS, SD-05-SS-D, SD-05-01, SD-05-02, SD-01-SS, SD-07-SS, SD-11-SS, SD-11-01, SD-06-SS, SD-06-01, SD-06-02, SD-09-SS, SD-09-01, SD-09-02 and SD-15-01.

The semivolatile continuing calibration of instrument 722 on October 22, 2009 @ 7:11, hexachlorocyclopentadiene, 4,6-dinitro-2-methylphenol and benzidine had %D greater than the 25% quality control limit but less than 50%. No action was taken on the nondetected results of the aforementioned compounds in the affected sample SD-14-SS, SD-14-01, SD-14-02, SD-11-02 and SD-09-SS-D.

The semivolatile continuing calibration of instrument 722 on Ocotber 23, 2009 @ 3:21, benzyl alcohol had a %D greater than the 25% quality control limit but less than 50%. No action was taken on the nondetected result in the affected sample SD-15-SS.

The surrogate 2-fluorophenol percent recovery (%R) in sample SD-11-SS was less than the lower quality control limit but greater than 10%. According to the Region III Modifications to the National Functional Guidelines, no action is taken on a single surrogate recovery outside of quality control limits.

Field duplicate imprecision was noted for field duplicate pair SD-03-01/SD-03-01-D in the volatile fraction. The RPD was greater than the 50% quality control limit for 2-butanone, cis-1,2-dichloroethene and toluene. The variance between the two sample concentrations for these analytes was less than two times the reporting limit. Therefore, no qualification of data was warranted.

Field duplicate imprecision was noted for field duplicate pair SD-03-01DL/SD-03-01DDL in the semivolatile fraction. The RPD was greater than the 50% quality control limit for bis(2-ethylhexyl)phthalate, butyl benzyl phthalate, fluoranthene, phenanthene and pyrene. The variance between the two sample concentrations for these analytes was less than two times the reporting limit. Therefore, no qualification of data was warranted.

Field duplicate imprecision was noted for field duplicate pair SD-05-SS/SD-05-SS-D in the volatile fraction. The RPD was greater than the 50% quality control limit for carbon disulfide. The variance between the two sample concentrations for this analyte was less than two times the reporting limit. Therefore, no qualification of data was warranted.

Field duplicate imprecision was noted for field duplicate pair SD-05-SS/SD-05-SS-D in the semivolatile fraction. The RPD was greater than the 50% quality control limit for 1,4-dioxane and dibenzo(a,h)anthracene. The variance between the two sample concentrations for these analytes was less than two time the reporting limit. Therefore, no qualification of data was warranted.

Field duplicate imprecision was noted for field duplicate pair SD-08-02/SD-08-02-D in the semivolatile fraction. The RPD was greater than the 50% quality control limit for 2-methylnaphthalene, 4-bromophenyl phenyl ether, anthracene, benzo(a)pyrene, benzo(b)fluoranthene, butyl benzyl phthalate, dibenzofuran, diethyl phthalate, fluoranthene, fluorene, naphthalene and pyrene. The variance between the two samples for these analytes was less than two times the reporting limit. Therefore, no qualification of data was warranted.

Field duplicate imprecision was noted for field duplicate pair SD-09-SS/SD-09-SS-D in the volatile fraction. The RPD was greater than than the 50% quality control limit for 2-butanone and acetone. The variance between the two samples for these analytes was less than two times the reporting limit. Therefore, no qualification of data was warranted.

Field duplicate imprecision was noted for field duplicate pair SD-09-SS/SD-09-SS-D in the semivolatile fraction. The RPD was greater than the 50% quality control limit for 1,4-dioxane and benzo(k)fluoranthene. The variance between the two samples for these analytes was less than two times the reporting limit. Therefore, no qualification of data was warranted.

Field duplicate imprecision was noted for field duplicate pair SD-09-SSDL/SD-09-SSDDL in the PCB fraction. The RPD was greater than the 50% quality control limit for Aroclor-1260. The variance between the two samples for this analyte was less than two times the reporting limit. Therefore, no qualification of data was warranted.

According to the lab scope, the nondetected results are reported down to the method detection limit.

No trip blanks were analyzed in this SDG.

Sample SD-05-SS was not listed on the chain of custody. The lab logged the sample in and analyzed it.

EXECUTIVE SUMMARY

Laboratory Performance Issues: Tert-butyl alcohol had a RRF less than quality control limits. The percent difference between columns outside of quality control limits resulted in the qualification of some positive detections. Several contaminants were detected in the volatile method blanks. The continuing calibration percent difference was greater than quality control limits resulting in the qualification of data.

Other Factors Affecting Data Quality: Matrix spike duplicate percent recoveries were outside of quality control limits in the semivolatile fraction for sample SD-11-SS. MS/MSD percent recoveries were outside of quality control limits in the PCB fraction for sample SD-08-SS.

The data for these analyses were reviewed with reference to the Region III EPA Functional Guidelines for Organic Data Validation (9/94).

The text of this report has been formulated to address only those problem areas affecting data quality.

Ann Cognetti

Tetra Tech NUS
Ann Cognetti
Chemist/Data Validator

Tetra Tech NUS
Joseph A. Samchuck
Data Validation Quality Assurance Officer

Attachments:
Appendix A – Qualified Analytical Results
Appendix B – Results as Reported by the Laboratory
Appendix C – Support Documentation

Appendix A

Qualified Analytical Results

Data Validation Qualifier Codes:

A = Lab Blank Contamination
B = Field Blank Contamination
C = Calibration Noncompliance (e.g. % RSDs, %Ds, ICVs, CCVs, RRFs, etc.)
C01 = GC/MS Tuning Noncompliance
D = MS/MSD Recovery Noncompliance
E = LCS/LCSD Recovery Noncompliance
F = Lab Duplicate Imprecision
G = Field Duplicate Imprecision
H = Holding Time Exceedance
I = ICP Serial Dilution Noncompliance
J = GFAA PDS - GFAA MSA's $r < 0.995$
K = ICP Interference - includes ICS % R Noncompliance
L = Instrument Calibration Range Exceedance
M = Sample Preservation Noncompliance
N = Internal Standard Noncompliance
N01 = Internal Standard Recovery Noncompliance Dioxins
N02 = Recovery Standard Noncompliance Dioxins
N03 = Clean-up Standard Noncompliance Dioxins
O = Poor Instrument Performance (e.g. base-line drifting)
P = Uncertainty near detection limit (< 2 x IDL for inorganics and <CRQL for organics)
Q = Other problems (can be any number of issues; e.g. poor chromatography,interferences, etc.)
R = Surrogates Recovery Noncompliance
S = Pesticide/PCB Resolution
T = % Breakdown Noncompliance for DDT and Endrin
U = % Difference between columns/detectors >25% for positive results determined via GC/HPLC
V = Non-linear calibrations; correlation coefficient $r < 0.995$
W = EMPC result
X = Signal to noise response drop
Y = Percent solids <30%
Z = Uncertainty at 2 sigma deviation is greater than sample activity

PROJ_NO: 02371 SDG: C9J020291 FRACTION: OV MEDIA: SEDIMENT	NSAMPLE	SD-01-01			SD-01-02			SD-01-SS			SD-02-01		
	LAB_ID	C9J020291018			C9J020291019			C9J020291017			C9J020291008		
	SAMP_DATE	9/29/2009			9/29/2009			9/29/2009			9/30/2009		
	QC_TYPE	NM			NM			NM			NM		
	UNITS	UG/KG			UG/KG			UG/KG			UG/KG		
	PCT_SOLIDS	52.0			51.0			48.0			66.0		
	DUP_OF												
PARAMETER		RESULT	VQL	QLCD	RESULT	VQL	QLCD	RESULT	VQL	QLCD	RESULT	VQL	QLCD
1,1,1,2-TETRACHLOROETHANE		1.2	U		1.2	U		1.3	U		0.93	U	
1,1,1-TRICHLOROETHANE		1.1	U		1.1	U		1.2	U		0.84	U	
1,1,2,2-TETRACHLOROETHANE		0.65	U		0.67	U		0.7	U		0.51	U	
1,1,2-TRICHLOROETHANE		0.74	U		0.76	U		0.81	U		0.59	U	
1,1,2-TRICHLOROTRIFLUOROETHANE		2.5	U		2.5	U		2.7	U		2	U	
1,1-DICHLOROETHANE		0.69	U		0.71	U		0.75	U		0.54	U	
1,1-DICHLOROETHENE		0.99	U		1	U		1.1	U		0.78	U	
1,1-DICHLOROPROPENE		0.57	U		0.59	U		0.62	U		0.45	U	
1,2,3-TRICHLOROBENZENE		0.73	U		0.75	U		0.79	U		0.57	U	
1,2,3-TRICHLOROPROPANE		1.7	U		1.8	U		1.9	U		1.4	U	
1,2,3-TRIMETHYLBENZENE		0.32	U		0.33	U		0.35	U		0.26	U	
1,2,4-TRICHLOROBENZENE		0.52	U		0.53	U		0.56	U		0.41	U	
1,2,4-TRIMETHYLBENZENE		1.2	U		1.3	U		1.3	U		0.98	U	
1,2-DIBROMO-3-CHLOROPROPANE		2.5	U		2.5	U		2.7	U		2	U	
1,2-DIBROMOETHANE		0.95	U		0.98	U		1	U		0.75	U	
1,2-DICHLOROBENZENE		0.69	U		0.71	U		0.75	U		0.54	U	
1,2-DICHLOROETHANE		0.65	U		0.67	U		0.7	U		0.51	U	
1,2-DICHLOROPROPANE		1.3	U		1.4	U		1.4	U		1	U	
1,3-DICHLOROBENZENE		0.67	U		0.69	U		0.72	U		0.53	U	
1,3-DICHLOROPROPANE		0.65	U		0.67	U		0.7	U		0.51	U	
1,4-DICHLOROBENZENE		1.3	U		1.3	U		1.4	U		0.99	U	
2,2-DICHLOROPROPANE		1.8	U		1.8	U		1.9	U		1.4	U	
2-BUTANONE		3.8	J	P	8.8	J	P	7.8	J	P	5.1	J	CP
2-CHLOROETHYL VINYL ETHER		2.7	UJ	C	2.7	UJ	C	2.9	UJ	C	2.1	UJ	C
2-CHLOROTOLUENE		0.76	U		0.78	U		0.83	U		0.6	U	
2-HEXANONE		1.2	U		1.2	U		1.3	U		0.95	U	
4-CHLOROTOLUENE		0.78	U		0.8	U		0.85	U		0.62	U	
4-ISOPROPYLTOLUENE		0.4	U		0.41	U		0.43	U		0.32	U	
4-METHYL-2-PENTANONE		1	U		1.1	U		1.1	U		0.81	U	
ACETONE		29	B	A	50	B	A	71	B	A	66	B	A
BENZENE		0.44	U		0.45	U		0.48	U		0.35	U	
BROMOBENZENE		1.4	U		1.4	U		1.5	U		1.1	U	
BROMOCHLOROMETHANE		1.4	U		1.4	U		1.5	U		1.1	U	
BROMODICHLOROMETHANE		0.53	U		0.55	U		0.58	U		0.42	U	
BROMOFORM		0.63	U		0.65	U		0.68	U		0.5	U	
BROMOMETHANE		1	U		1.1	U		1.1	U		0.81	U	

PROJ_NO: 02371 SDG: C9J020291 FRACTION: OV MEDIA: SEDIMENT	NSAMPLE	SD-02-02			SD-02-SS			SD-03-01			SD-03-01-D		
	LAB_ID	C9J020291009			C9J020291007			C9J020291021			C9J020291022		
	SAMP_DATE	9/30/2009			9/30/2009			9/30/2009			9/30/2009		
	QC_TYPE	NM			NM			NM			NM		
	UNITS	UG/KG			UG/KG			UG/KG			UG/KG		
	PCT_SOLIDS	68.0			62.0			73.0			73.0		
	DUP_OF										SD-03-01		
PARAMETER		RESULT	VQL	QLCD	RESULT	VQL	QLCD	RESULT	VQL	QLCD	RESULT	VQL	QLCD
1,1,1,2-TETRACHLOROETHANE		0.91	U		1	U		0.85	U		0.85	U	
1,1,1-TRICHLOROETHANE		0.83	U		0.9	U		0.77	U		0.77	U	
1,1,2,2-TETRACHLOROETHANE		0.5	U		0.55	U		0.47	U		0.47	U	
1,1,2-TRICHLOROETHANE		0.58	U		0.63	U		0.53	U		0.54	U	
1,1,2-TRICHLOROTRIFLUOROETHANE		1.9	U		2.1	U		1.8	U		1.8	U	
1,1-DICHLOROETHANE		0.53	U		0.58	U		0.49	U		0.5	U	
1,1-DICHLOROETHENE		0.77	U		0.84	U		0.71	U		0.72	U	
1,1-DICHLOROPROPENE		0.44	U		0.48	U		0.41	U		0.41	U	
1,2,3-TRICHLOROBENZENE		0.56	U		0.61	U		0.52	U		0.52	U	
1,2,3-TRICHLOROPROPANE		1.3	U		1.5	U		1.2	U		1.2	U	
1,2,3-TRIMETHYLBENZENE		0.25	U		0.27	U		0.23	U		0.23	U	
1,2,4-TRICHLOROBENZENE		0.4	U		0.44	U		0.37	U		0.37	U	
1,2,4-TRIMETHYLBENZENE		0.96	U		1.1	U		0.89	U		0.9	U	
1,2-DIBROMO-3-CHLOROPROPANE		1.9	U		2.1	U		1.8	U		1.8	U	
1,2-DIBROMOETHANE		0.74	U		0.81	U		0.68	U		0.69	U	
1,2-DICHLOROBENZENE		0.53	U		0.58	U		0.49	U		0.5	U	
1,2-DICHLOROETHANE		0.5	U		0.55	U		0.47	U		0.47	U	
1,2-DICHLOROPROPANE		1	U		1.1	U		0.94	U		0.95	U	
1,3-DICHLOROBENZENE		0.52	U		0.57	U		0.48	U		0.48	U	
1,3-DICHLOROPROPANE		0.5	U		0.55	U		0.47	U		0.47	U	
1,4-DICHLOROBENZENE		0.97	U		1.1	U		0.9	U		0.91	U	
2,2-DICHLOROPROPANE		1.4	U		1.5	U		1.3	U		1.3	U	
2-BUTANONE		27	J	CP	2.3	U		5.1	J	CP	2.9	J	CP
2-CHLOROETHYL VINYL ETHER		2.1	UJ	C	2.3	UJ	C	1.9	UJ	C	1.9	UJ	C
2-CHLOROTOLUENE		0.59	U		0.65	U		0.55	U		0.55	U	
2-HEXANONE		0.93	U		1	U		0.86	U		0.87	U	
4-CHLOROTOLUENE		0.61	U		0.66	U		0.56	U		0.56	U	
4-ISOPROPYLTOLUENE		0.31	U		0.34	U		0.29	U		0.29	U	
4-METHYL-2-PENTANONE		0.8	U		0.87	U		0.74	U		0.74	U	
ACETONE		120	B	A	47	B	A	51	B	A	33	B	A
BENZENE		0.34	U		0.37	U		0.31	U		0.32	U	
BROMOBENZENE		1	U		1.1	U		0.97	U		0.98	U	
BROMOCHLOROMETHANE		1	U		1.1	U		0.97	U		0.98	U	
BROMODICHLOROMETHANE		0.41	U		0.45	U		0.38	U		0.39	U	
BROMOFORM		0.49	U		0.53	U		0.45	U		0.45	U	
BROMOMETHANE		0.8	U		0.87	U		0.74	U		0.74	U	

PROJ_NO: 02371	NSAMPLE	SD-03-02			SD-03-SS			SD-05-01			SD-05-02		
SDG: C9J020291	LAB_ID	C9J020291023			C9J020291010			C9J020291015			C9J020291016		
FRACTION: OV	SAMP_DATE	9/30/2009			9/30/2009			9/29/2009			9/29/2009		
MEDIA: SEDIMENT	QC_TYPE	NM			NM			NM			NM		
	UNITS	UG/KG			UG/KG			UG/KG			UG/KG		
	PCT_SOLIDS	84.0			74.0			47.0			46.0		
	DUP_OF												
PARAMETER	RESULT	VQL	QLCD	RESULT	VQL	QLCD	RESULT	VQL	QLCD	RESULT	VQL	QLCD
1,1,1,2-TETRACHLOROETHANE	0.74	U		0.84	U		1.3	U		1.3	U	
1,1,1-TRICHLOROETHANE	0.66	U		0.76	U		1.2	U		1.2	U	
1,1,2,2-TETRACHLOROETHANE	0.4	U		0.46	U		0.73	U		0.73	U	
1,1,2-TRICHLOROETHANE	0.46	U		0.53	U		0.83	U		0.84	U	
1,1,2-TRICHLOROTRIFLUOROETHANE	1.5	U		1.8	U		2.8	U		2.8	U	
1,1-DICHLOROETHANE	0.43	U		0.49	U		0.77	U		0.78	U	
1,1-DICHLOROETHENE	0.62	U		0.7	U		1.1	U		1.1	U	
1,1-DICHLOROPROPENE	0.36	U		0.41	U		0.64	U		0.65	U	
1,2,3-TRICHLOROBENZENE	0.45	U		0.51	U		0.81	U		0.82	U	
1,2,3-TRICHLOROPROPANE	1.1	U		1.2	U		1.9	U		1.9	U	
1,2,3-TRIMETHYLBENZENE	0.2	U		0.23	U		0.36	U		0.37	U	
1,2,4-TRICHLOROBENZENE	0.32	U		0.37	U		0.58	U		0.58	U	
1,2,4-TRIMETHYLBENZENE	0.77	U		0.88	U		1.4	U		1.4	U	
1,2-DIBROMO-3-CHLOROPROPANE	1.5	U		1.8	U		2.8	U		2.8	U	
1,2-DIBROMOETHANE	0.59	U		0.68	U		1.1	U		1.1	U	
1,2-DICHLOROBENZENE	0.43	U		0.49	U		0.77	U		0.78	U	
1,2-DICHLOROETHANE	0.4	U		0.46	U		0.73	U		0.73	U	
1,2-DICHLOROPROPANE	0.82	U		0.93	U		1.5	U		1.5	U	
1,3-DICHLOROBENZENE	0.42	U		0.47	U		0.75	U		0.76	U	
1,3-DICHLOROPROPANE	0.4	U		0.46	U		0.73	U		0.73	U	
1,4-DICHLOROBENZENE	0.78	U		0.89	U		1.4	U		1.4	U	
2,2-DICHLOROPROPANE	1.1	U		1.3	U		2	U		2	U	
2-BUTANONE	4.8	J	CP	5	J	CP	5.1	J	P	9.1	J	P
2-CHLOROETHYL VINYL ETHER	1.7	UJ	C	1.9	UJ	C	3	UJ	C	3	UJ	C
2-CHLOROTOLUENE	0.47	U		0.54	U		0.86	U		0.86	U	
2-HEXANONE	0.75	U		0.85	U		1.3	U		1.4	U	
4-CHLOROTOLUENE	0.49	U		0.56	U		0.88	U		0.89	U	
4-ISOPROPYLTOLUENE	0.25	U		0.28	U		0.45	U		0.45	U	
4-METHYL-2-PENTANONE	0.64	U		0.73	U		1.2	U		1.2	U	
ACETONE	24	B	A	33	B	A	30	B	A	62	B	A
BENZENE	0.27	U		0.31	U		0.49	U		0.5	U	
BROMOBENZENE	0.84	U		0.96	U		1.5	U		1.5	U	
BROMOCHLOROMETHANE	0.84	U		0.96	U		1.5	U		1.5	U	
BROMODICHLOROMETHANE	0.33	U		0.38	U		0.6	U		0.61	U	
BROMOFORM	0.39	U		0.45	U		0.71	U		0.71	U	
BROMOMETHANE	0.64	U		0.73	U		1.2	U		1.2	U	

PROJ_NO: 02371	NSAMPLE	SD-05-SS			SD-05-SS-D			SD-06-01			SD-06-02		
SDG: C9J020291	LAB_ID	C9J020291014			C9J020291048			C9J020291037			C9J020291038		
FRACTION: OV	SAMP_DATE	9/29/2009			9/29/2009			9/30/2009			9/30/2009		
MEDIA: SEDIMENT	QC_TYPE	NM			NM			NM			NM		
	UNITS	UG/KG			UG/KG			UG/KG			UG/KG		
	PCT_SOLIDS	38.0			38.0			33.0			35.0		
	DUP_OF				SD-05-SS								
PARAMETER	RESULT	VQL	QLCD	RESULT	VQL	QLCD	RESULT	VQL	QLCD	RESULT	VQL	QLCD
1,1,1,2-TETRACHLOROETHANE	1.6	U		1.6	U		1.9	U		1.8	U	
1,1,1-TRICHLOROETHANE	1.5	U		1.5	U		1.7	U		1.6	U	
1,1,2,2-TETRACHLOROETHANE	0.9	U		0.89	U		1	U		0.98	U	
1,1,2-TRICHLOROETHANE	1	U		1	U		1.2	U		1.1	U	
1,1,2-TRICHLOROTRIFLUOROETHANE	3.5	U		3.4	U		3.9	U		3.7	U	
1,1-DICHLOROETHANE	0.96	U		0.95	U		1.1	U		1	U	
1,1-DICHLOROETHENE	1.4	U		1.4	U		1.6	U		1.5	U	
1,1-DICHLOROPROPENE	0.8	U		0.79	U		0.9	U		0.86	U	
1,2,3-TRICHLOROBENZENE	1	U		1	U		1.1	U		1.1	U	
1,2,3-TRICHLOROPROPANE	2.4	U		2.4	U		2.7	U		2.6	U	
1,2,3-TRIMETHYLBENZENE	0.45	U		0.45	U		0.51	U		0.49	U	
1,2,4-TRICHLOROBENZENE	0.72	U		0.71	U		0.81	U		0.78	U	
1,2,4-TRIMETHYLBENZENE	1.7	U		1.7	U		1.9	U		1.9	U	
1,2-DIBROMO-3-CHLOROPROPANE	3.5	U		3.4	U		3.9	U		3.7	U	
1,2-DIBROMOETHANE	1.3	U		1.3	U		1.5	U		1.4	U	
1,2-DICHLOROBENZENE	0.96	U		0.95	U		1.1	U		1	U	
1,2-DICHLOROETHANE	0.9	U		0.89	U		1	U		0.98	U	
1,2-DICHLOROPROPANE	1.8	U		1.8	U		2.1	U		2	U	
1,3-DICHLOROBENZENE	0.93	U		0.92	U		1	U		1	U	
1,3-DICHLOROPROPANE	0.9	U		0.89	U		1	U		0.98	U	
1,4-DICHLOROBENZENE	1.8	U		1.7	U		2	U		1.9	U	
2,2-DICHLOROPROPANE	2.5	U		2.5	U		2.8	U		2.7	U	
2-BUTANONE	14	J	P	8.5	J	P	16	J	CP	29	J	CP
2-CHLOROETHYL VINYL ETHER	3.7	UJ	C	3.7	UJ	C	4.2	UJ	C	4	UJ	C
2-CHLOROTOLUENE	1.1	U		1.1	U		1.2	U		1.1	U	
2-HEXANONE	1.7	U		1.7	U		1.9	U		1.8	U	
4-CHLOROTOLUENE	1.1	U		1.1	U		1.2	U		1.2	U	
4-ISOPROPYLTOLUENE	0.56	U		0.55	U		0.63	U		0.6	U	
4-METHYL-2-PENTANONE	1.4	U		1.4	U		1.6	U		1.6	U	
ACETONE	100	B	A	53	B	A	88	B	A	190	B	A
BENZENE	0.61	U		0.61	U		0.69	U		0.66	U	
BROMOBENZENE	1.9	U		1.9	U		2.1	U		2	U	
BROMOCHLOROMETHANE	1.9	U		1.9	U		2.1	U		2	U	
BROMODICHLOROMETHANE	0.75	U		0.74	U		0.84	U		0.8	U	
BROMOFORM	0.88	U		0.87	U		0.99	U		0.95	U	
BROMOMETHANE	1.4	U		1.4	U		1.6	U		1.6	U	

PROJ_NO: 02371	NSAMPLE	SD-06-SS			SD-07-01			SD-07-02			SD-07-SS		
SDG: C9J020291	LAB_ID	C9J020291036			C9J020291001			C9J020291002			C9J020291020		
FRACTION: OV	SAMP_DATE	9/30/2009			9/29/2009			9/29/2009			9/29/2009		
MEDIA: SEDIMENT	QC_TYPE	NM			NM			NM			NM		
	UNITS	UG/KG			UG/KG			UG/KG			UG/KG		
	PCT_SOLIDS	31.0			48.0			52.0			49.0		
	DUP_OF												
PARAMETER	RESULT	VQL	QLCD	RESULT	VQL	QLCD	RESULT	VQL	QLCD	RESULT	VQL	QLCD
1,1,1,2-TETRACHLOROETHANE	2	U		1.3	U		1.2	U		1.3	U	
1,1,1-TRICHLOROETHANE	1.8	U		1.2	U		1.1	U		1.1	U	
1,1,2,2-TETRACHLOROETHANE	1.1	U		0.71	U		0.65	U		0.69	U	
1,1,2-TRICHLOROETHANE	1.3	U		0.82	U		0.75	U		0.79	U	
1,1,2-TRICHLOROTRIFLUOROETHANE	4.2	U		2.7	U		2.5	U		2.6	U	
1,1-DICHLOROETHANE	1.2	U		0.75	U		0.69	U		0.73	U	
1,1-DICHLOROETHENE	1.7	U		1.1	U		1	U		1.1	U	
1,1-DICHLOROPROPENE	0.97	U		0.63	U		0.58	U		0.61	U	
1,2,3-TRICHLOROBENZENE	1.2	U		0.8	U		0.73	U		0.77	U	
1,2,3-TRICHLOROPROPANE	2.9	U		1.9	U		1.7	U		1.8	U	
1,2,3-TRIMETHYLBENZENE	0.55	U		0.36	U		0.33	U		0.34	U	
1,2,4-TRICHLOROBENZENE	0.88	U		0.57	U		0.52	U		0.55	U	
1,2,4-TRIMETHYLBENZENE	2.1	U		1.4	U		1.3	U		1.3	U	
1,2-DIBROMO-3-CHLOROPROPANE	4.2	U		2.7	U		2.5	U		2.6	U	
1,2-DIBROMOETHANE	1.6	U		1	U		0.96	U		1	U	
1,2-DICHLOROBENZENE	1.2	U		0.75	U		0.69	U		0.73	U	
1,2-DICHLOROETHANE	1.1	U		0.71	U		0.65	U		0.69	U	
1,2-DICHLOROPROPANE	2.2	U		1.4	U		1.3	U		1.4	U	
1,3-DICHLOROBENZENE	1.1	U		0.73	U		0.67	U		0.71	U	
1,3-DICHLOROPROPANE	1.1	U		0.71	U		0.65	U		0.69	U	
1,4-DICHLOROBENZENE	2.1	U		1.4	U		1.3	U		1.3	U	
2,2-DICHLOROPROPANE	3.1	U		2	U		1.8	U		1.9	U	
2-BUTANONE	18	J	CP	4.1	J	P	4.3	J	P	4.1	J	P
2-CHLOROETHYL VINYL ETHER	4.5	UJ	C	2.9	UJ	C	2.7	UJ	C	2.8	UJ	C
2-CHLOROTOLUENE	1.3	U		0.84	U		0.77	U		0.81	U	
2-HEXANONE	2	U		1.3	U		1.2	U		1.3	U	
4-CHLOROTOLUENE	1.3	U		0.86	U		0.79	U		0.83	U	
4-ISOPROPYLTOLUENE	0.68	U		0.44	U		0.4	U		0.43	U	
4-METHYL-2-PENTANONE	1.8	U		1.1	U		1	U		1.1	U	
ACETONE	110	B	A	64	B	A	77	B	A	97	B	A
BENZENE	0.75	U		0.48	U		0.44	U		0.47	U	
BROMOBENZENE	2.3	U		1.5	U		1.4	U		1.4	U	
BROMOCHLOROMETHANE	2.3	U		1.5	U		1.4	U		1.4	U	
BROMODICHLOROMETHANE	0.91	U		0.59	U		0.54	U		0.57	U	
BROMOFORM	1.1	U		0.69	U		0.64	U		0.67	U	
BROMOMETHANE	1.8	U		1.1	U		1	U		1.1	U	

PROJ_NO: 02371	NSAMPLE	SD-08-01			SD-08-02			SD-08-02-D			SD-08-SS		
SDG: C9J020291	LAB_ID	C9J020291004			C9J020291005			C9J020291006			C9J020291003		
FRACTION: OV	SAMP_DATE	9/30/2009			9/30/2009			9/30/2009			9/30/2009		
MEDIA: SEDIMENT	QC_TYPE	NM			NM			NM			NM		
	UNITS	UG/KG			UG/KG			UG/KG			UG/KG		
	PCT_SOLIDS	46.0			50.0			56.0			46.0		
	DUP_OF							SD-08-02					
PARAMETER	RESULT	VQL	QLCD	RESULT	VQL	QLCD	RESULT	VQL	QLCD	RESULT	VQL	QLCD
1,1,1,2-TETRACHLOROETHANE	1.3	U		1.2	U		1.1	U		1.3	U	
1,1,1-TRICHLOROETHANE	1.2	U		1.1	U		0.99	U		1.2	U	
1,1,2,2-TETRACHLOROETHANE	0.74	U		0.67	U		0.6	U		0.73	U	
1,1,2-TRICHLOROETHANE	0.84	U		0.77	U		0.69	U		0.84	U	
1,1,2-TRICHLOROTRIFLUOROETHANE	2.8	U		2.6	U		2.3	U		2.8	U	
1,1-DICHLOROETHANE	0.78	U		0.71	U		0.64	U		0.78	U	
1,1-DICHLOROETHENE	1.1	U		1	U		0.92	U		1.1	U	
1,1-DICHLOROPROPENE	0.65	U		0.59	U		0.53	U		0.65	U	
1,2,3-TRICHLOROBENZENE	0.82	U		0.75	U		0.67	U		0.82	U	
1,2,3-TRICHLOROPROPANE	1.9	U		1.8	U		1.6	U		1.9	U	
1,2,3-TRIMETHYLBENZENE	0.37	U		0.34	U		0.3	U		0.37	U	
1,2,4-TRICHLOROBENZENE	0.58	U		0.53	U		0.48	U		0.58	U	
1,2,4-TRIMETHYLBENZENE	1.4	U		1.3	U		1.2	U		1.4	U	
1,2-DIBROMO-3-CHLOROPROPANE	2.8	U		2.6	U		2.3	U		2.8	U	
1,2-DIBROMOETHANE	1.1	U		0.99	U		0.89	U		1.1	U	
1,2-DICHLOROBENZENE	0.78	U		0.71	U		0.64	U		0.78	U	
1,2-DICHLOROETHANE	0.74	U		0.67	U		0.6	U		0.73	U	
1,2-DICHLOROPROPANE	1.5	U		1.4	U		1.2	U		1.5	U	
1,3-DICHLOROBENZENE	0.76	U		0.69	U		0.62	U		0.76	U	
1,3-DICHLOROPROPANE	0.74	U		0.67	U		0.6	U		0.73	U	
1,4-DICHLOROBENZENE	1.4	U		1.3	U		1.2	U		1.4	U	
2,2-DICHLOROPROPANE	2	U		1.9	U		1.7	U		2	U	
2-BUTANONE	6.1	J	P	5.3	J	CP	6.7	J	P	3.6	J	P
2-CHLOROETHYL VINYL ETHER	3	UJ	C	2.8	UJ	C	2.5	UJ	C	3	UJ	C
2-CHLOROTOLUENE	0.87	U		0.79	U		0.71	U		0.86	U	
2-HEXANONE	1.4	U		1.2	U		1.1	U		1.4	U	
4-CHLOROTOLUENE	0.89	U		0.81	U		0.73	U		0.89	U	
4-ISOPROPYLTOLUENE	0.45	U		0.42	U		0.37	U		0.45	U	
4-METHYL-2-PENTANONE	1.2	U		1.1	U		0.96	U		1.2	U	
ACETONE	65	B	A	67	B	A	93	B	A	35	B	A
BENZENE	0.5	U		0.46	U		0.41	U		0.5	U	
BROMOBENZENE	1.5	U		1.4	U		1.3	U		1.5	U	
BROMOCHLOROMETHANE	1.5	U		1.4	U		1.3	U		1.5	U	
BROMODICHLOROMETHANE	0.61	U		0.55	U		0.5	U		0.6	U	
BROMOFORM	0.71	U		0.65	U		0.59	U		0.71	U	
BROMOMETHANE	1.2	U		1.1	U		0.96	U		1.2	U	

PROJ_NO: 02371 SDG: C9J020291 FRACTION: OV MEDIA: SEDIMENT	NSAMPLE	SD-09-01			SD-09-02			SD-09-SS			SD-09-SS-D		
	LAB_ID	C9J020291040			C9J020291041			C9J020291039			C9J020291042		
	SAMP_DATE	10/1/2009			10/1/2009			10/1/2009			10/1/2009		
	QC_TYPE	NM			NM			NM			NM		
	UNITS	UG/KG			UG/KG			UG/KG			UG/KG		
	PCT_SOLIDS	31.0			35.0			31.0			31.0		
	DUP_OF										SD-09-SS		
PARAMETER		RESULT	VQL	QLCD	RESULT	VQL	QLCD	RESULT	VQL	QLCD	RESULT	VQL	QLCD
1,1,1,2-TETRACHLOROETHANE		2	U		1.8	U		2	U		2	U	
1,1,1-TRICHLOROETHANE		1.8	U		1.6	U		1.8	U		1.8	U	
1,1,2,2-TETRACHLOROETHANE		1.1	U		0.97	U		1.1	U		1.1	U	
1,1,2-TRICHLOROETHANE		1.3	U		1.1	U		1.3	U		1.2	U	
1,1,2-TRICHLOROTRIFLUOROETHANE		4.2	U		3.7	U		4.2	U		4.1	U	
1,1-DICHLOROETHANE		1.2	U		1	U		1.2	U		1.1	U	
1,1-DICHLOROETHENE		1.7	U		1.5	U		1.7	U		1.7	U	
1,1-DICHLOROPROPENE		0.96	U		0.86	U		0.97	U		0.95	U	
1,2,3-TRICHLOROBENZENE		1.2	U		1.1	U		1.2	U		1.2	U	
1,2,3-TRICHLOROPROPANE		2.9	U		2.6	U		2.9	U		2.9	U	
1,2,3-TRIMETHYLBENZENE		0.55	U		0.48	U		0.55	U		0.54	U	
1,2,4-TRICHLOROBENZENE		0.87	U		0.77	U		0.87	U		0.86	U	
1,2,4-TRIMETHYLBENZENE		2.1	U		1.9	U		2.1	U		2.1	U	
1,2-DIBROMO-3-CHLOROPROPANE		4.2	U		3.7	U		4.2	U		4.1	U	
1,2-DIBROMOETHANE		1.6	U		1.4	U		1.6	U		1.6	U	
1,2-DICHLOROBENZENE		1.2	U		1	U		1.2	U		1.1	U	
1,2-DICHLOROETHANE		1.1	U		0.97	U		1.1	U		1.1	U	
1,2-DICHLOROPROPANE		2.2	U		2	U		2.2	U		2.2	U	
1,3-DICHLOROBENZENE		1.1	U		1	U		1.1	U		1.1	U	
1,3-DICHLOROPROPANE		1.1	U		0.97	U		1.1	U		1.1	U	
1,4-DICHLOROBENZENE		2.1	U		1.9	U		2.1	U		2.1	U	
2,2-DICHLOROPROPANE		3	U		2.7	U		3	U		3	U	
2-BUTANONE		43	J	CP	38	J	CP	30	J	CP	18	J	CP
2-CHLOROETHYL VINYL ETHER		4.5	UJ	C	4	UJ	C	4.5	UJ	C	4.4	UJ	C
2-CHLOROTOLUENE		1.3	U		1.1	U		1.3	U		1.3	U	
2-HEXANONE		2	U		1.8	U		2	U		2	U	
4-CHLOROTOLUENE		1.3	U		1.2	U		1.3	U		1.3	U	
4-ISOPROPYLTOLUENE		0.67	U		0.6	U		0.68	U		0.67	U	
4-METHYL-2-PENTANONE		1.7	U		1.5	U		1.7	U		1.7	U	
ACETONE		280	B	A	250	B	A	190	B	A	110	B	A
BENZENE		0.74	U		0.66	U		0.74	U		0.73	U	
BROMOBENZENE		2.3	U		2	U		2.3	U		2.3	U	
BROMOCHLOROMETHANE		2.3	U		2	U		2.3	U		2.3	U	
BROMODICHLOROMETHANE		0.9	U		0.8	U		0.9	U		0.89	U	
BROMOFORM		1.1	U		0.94	U		1.1	U		1	U	
BROMOMETHANE		1.7	U		1.5	U		1.7	U		1.7	U	

PROJ_NO: 02371	NSAMPLE	SD-10-01			SD-10-02			SD-10-SS			SD-11-01		
SDG: C9J020291	LAB_ID	C9J020291025			C9J020291026			C9J020291024			C9J020291034		
FRACTION: OV	SAMP_DATE	9/30/2009			9/30/2009			9/30/2009			10/1/2009		
MEDIA: SEDIMENT	QC_TYPE	NM			NM			NM			NM		
	UNITS	UG/KG			UG/KG			UG/KG			UG/KG		
	PCT_SOLIDS	48.0			32.0			37.0			34.0		
	DUP_OF												
PARAMETER	RESULT	VQL	QLCD	RESULT	VQL	QLCD	RESULT	VQL	QLCD	RESULT	VQL	QLCD
1,1,1,2-TETRACHLOROETHANE	1.3	U		1.9	U		1.7	U		1.8	U	
1,1,1-TRICHLOROETHANE	1.2	U		1.8	U		1.5	U		1.6	U	
1,1,2,2-TETRACHLOROETHANE	0.71	U		1.1	U		0.93	U		1	U	
1,1,2-TRICHLOROETHANE	0.81	U		1.2	U		1.1	U		1.1	U	
1,1,2-TRICHLOROTRIFLUOROETHANE	2.7	U		4.1	U		3.6	U		3.8	U	
1,1-DICHLOROETHANE	0.75	U		1.1	U		0.99	U		1.1	U	
1,1-DICHLOROETHENE	1.1	U		1.6	U		1.4	U		1.5	U	
1,1-DICHLOROPROPENE	0.62	U		0.94	U		0.82	U		0.88	U	
1,2,3-TRICHLOROBENZENE	0.79	U		1.2	U		1	U		1.1	U	
1,2,3-TRICHLOROPROPANE	1.9	U		2.8	U		2.5	U		2.6	U	
1,2,3-TRIMETHYLBENZENE	0.35	U		0.53	U		0.47	U		0.5	U	
1,2,4-TRICHLOROBENZENE	0.56	U		0.85	U		0.74	U		0.79	U	
1,2,4-TRIMETHYLBENZENE	1.4	U		2	U		1.8	U		1.9	U	
1,2-DIBROMO-3-CHLOROPROPANE	2.7	U		4.1	U		3.6	U		3.8	U	
1,2-DIBROMOETHANE	1	U		1.6	U		1.4	U		1.5	U	
1,2-DICHLOROBENZENE	0.75	U		1.1	U		0.99	U		1.1	U	
1,2-DICHLOROETHANE	0.71	U		1.1	U		0.93	U		1	U	
1,2-DICHLOROPROPANE	1.4	U		2.2	U		1.9	U		2	U	
1,3-DICHLOROBENZENE	0.73	U		1.1	U		0.96	U		1	U	
1,3-DICHLOROPROPANE	0.71	U		1.1	U		0.93	U		1	U	
1,4-DICHLOROBENZENE	1.4	U		2.1	U		1.8	U		1.9	U	
2,2-DICHLOROPROPANE	2	U		3	U		2.6	U		2.8	U	
2-BUTANONE	5.7	J	CP	11	J	CP	4.7	J	CP	15	J	CP
2-CHLOROETHYL VINYL ETHER	2.9	UJ	C	4.4	UJ	C	3.8	UJ	C	4.1	UJ	C
2-CHLOROTOLUENE	0.83	U		1.3	U		1.1	U		1.2	U	
2-HEXANONE	1.3	U		2	U		1.7	U		1.9	U	
4-CHLOROTOLUENE	0.85	U		1.3	U		1.1	U		1.2	U	
4-ISOPROPYLTOLUENE	0.44	U		0.66	U		0.57	U		0.62	U	
4-METHYL-2-PENTANONE	1.1	U		1.7	U		1.5	U		1.6	U	
ACETONE	99	B	A	110	B	A	17	U		75	B	A
BENZENE	0.48	U		0.72	U		0.63	U		0.68	U	
BROMOBENZENE	1.5	U		2.2	U		1.9	U		2.1	U	
BROMOCHLOROMETHANE	1.5	U		2.2	U		1.9	U		2.1	U	
BROMODICHLOROMETHANE	0.58	U		0.88	U		0.77	U		0.82	U	
BROMOFORM	0.69	U		1	U		0.9	U		0.97	U	
BROMOMETHANE	1.1	U		1.7	U		1.5	U		1.6	U	

PROJ_NO: 02371 SDG: C9J020291 FRACTION: OV MEDIA: SEDIMENT	NSAMPLE	SD-11-02			SD-11-SS			SD-12-01			SD-12-02		
	LAB_ID	C9J020291035			C9J020291033			C9J020291031			C9J020291032		
	SAMP_DATE	10/1/2009			10/1/2009			9/30/2009			9/30/2009		
	QC_TYPE	NM			NM			NM			NM		
	UNITS	UG/KG			UG/KG			UG/KG			UG/KG		
	PCT_SOLIDS	41.0			30.0			78.0			82.0		
	DUP_OF												
PARAMETER		RESULT	VQL	QLCD	RESULT	VQL	QLCD	RESULT	VQL	QLCD	RESULT	VQL	QLCD
1,1,1,2-TETRACHLOROETHANE		1.5	U		2	U		0.79	U		0.76	U	
1,1,1-TRICHLOROETHANE		1.4	U		1.8	U		0.72	U		0.69	U	
1,1,2,2-TETRACHLOROETHANE		0.83	U		1.1	U		0.44	U		0.42	U	
1,1,2-TRICHLOROETHANE		0.95	U		1.3	U		0.5	U		0.48	U	
1,1,2-TRICHLOROTRIFLUOROETHANE		3.2	U		4.3	U		1.7	U		1.6	U	
1,1-DICHLOROETHANE		0.88	U		1.2	U		0.46	U		0.44	U	
1,1-DICHLOROETHENE		1.3	U		1.7	U		0.67	U		0.64	U	
1,1-DICHLOROPROPENE		0.73	U		0.99	U		0.38	U		0.37	U	
1,2,3-TRICHLOROBENZENE		0.93	U		1.3	U		0.49	U		0.47	U	
1,2,3-TRICHLOROPROPANE		2.2	U		3	U		1.2	U		1.1	U	
1,2,3-TRIMETHYLBENZENE		0.42	U		0.56	U		0.22	U		0.21	U	
1,2,4-TRICHLOROBENZENE		0.66	U		0.89	U		0.35	U		0.33	U	
1,2,4-TRIMETHYLBENZENE		1.6	U		2.1	U		0.83	U		0.8	U	
1,2-DIBROMO-3-CHLOROPROPANE		3.2	U		4.3	U		1.7	U		1.6	U	
1,2-DIBROMOETHANE		1.2	U		1.6	U		0.64	U		0.61	U	
1,2-DICHLOROBENZENE		0.88	U		1.2	U		0.46	U		0.44	U	
1,2-DICHLOROETHANE		0.83	U		1.1	U		0.44	U		0.42	U	
1,2-DICHLOROPROPANE		1.7	U		2.3	U		0.88	U		0.85	U	
1,3-DICHLOROBENZENE		0.85	U		1.2	U		0.45	U		0.43	U	
1,3-DICHLOROPROPANE		0.83	U		1.1	U		0.44	U		0.42	U	
1,4-DICHLOROBENZENE		1.6	U		2.2	U		0.85	U		0.81	U	
2,2-DICHLOROPROPANE		2.3	U		3.1	U		1.2	U		1.2	U	
2-BUTANONE		4.4	J	CP	25	J	CP	1.8	U		1.7	U	
2-CHLOROETHYL VINYL ETHER		3.4	UJ	C	4.6	UJ	C	1.8	UJ	C	1.7	UJ	C
2-CHLOROTOLUENE		0.98	U		1.3	U		0.51	U		0.49	U	
2-HEXANONE		1.5	U		2.1	U		0.81	U		0.77	U	
4-CHLOROTOLUENE		1	U		1.4	U		0.53	U		0.5	U	
4-ISOPROPYLTOLUENE		0.51	U		0.69	U		0.27	U		0.26	U	
4-METHYL-2-PENTANONE		1.3	U		1.8	U		0.69	U		0.66	U	
ACETONE		27	B	A	160	B	A	22	B	A	13	B	A
BENZENE		0.56	U		0.76	U		0.29	U		0.28	U	
BROMOBENZENE		1.7	U		2.3	U		0.91	U		0.87	U	
BROMOCHLOROMETHANE		1.7	U		2.3	U		0.91	U		0.87	U	
BROMODICHLOROMETHANE		0.68	U		0.92	U		0.36	U		0.34	U	
BROMOFORM		0.81	U		1.1	U		0.42	U		0.4	U	
BROMOMETHANE		1.3	U		1.8	U		0.69	U		0.66	U	

PROJ_NO: 02371	NSAMPLE	SD-12-SS			SD-13-01			SD-13-02			SD-13-SS		
SDG: C9J020291	LAB_ID	C9J020291030			C9J020291028			C9J020291029			C9J020291027		
FRACTION: OV	SAMP_DATE	9/30/2009			9/30/2009			9/30/2009			9/30/2009		
MEDIA: SEDIMENT	QC_TYPE	NM			NM			NM			NM		
	UNITS	UG/KG			UG/KG			UG/KG			UG/KG		
	PCT_SOLIDS	83.0			35.0			34.0			35.0		
	DUP_OF												
PARAMETER		RESULT	VQL	QLCD	RESULT	VQL	QLCD	RESULT	VQL	QLCD	RESULT	VQL	QLCD
1,1,1,2-TETRACHLOROETHANE		0.74	U		1.8	U		1.8	U		1.8	U	
1,1,1-TRICHLOROETHANE		0.67	U		1.6	U		1.7	U		1.6	U	
1,1,2,2-TETRACHLOROETHANE		0.41	U		0.98	U		1	U		0.97	U	
1,1,2-TRICHLOROETHANE		0.47	U		1.1	U		1.2	U		1.1	U	
1,1,2-TRICHLOROTRIFLUOROETHANE		1.6	U		3.8	U		3.9	U		3.7	U	
1,1-DICHLOROETHANE		0.43	U		1	U		1.1	U		1	U	
1,1-DICHLOROETHENE		0.62	U		1.5	U		1.5	U		1.5	U	
1,1-DICHLOROPROPENE		0.36	U		0.87	U		0.89	U		0.85	U	
1,2,3-TRICHLOROBENZENE		0.46	U		1.1	U		1.1	U		1.1	U	
1,2,3-TRICHLOROPROPANE		1.1	U		2.6	U		2.7	U		2.6	U	
1,2,3-TRIMETHYLBENZENE		0.2	U		0.49	U		0.51	U		0.48	U	
1,2,4-TRICHLOROBENZENE		0.32	U		0.78	U		0.8	U		0.77	U	
1,2,4-TRIMETHYLBENZENE		0.78	U		1.9	U		1.9	U		1.8	U	
1,2-DIBROMO-3-CHLOROPROPANE		1.6	U		3.8	U		3.9	U		3.7	U	
1,2-DIBROMOETHANE		0.6	U		1.4	U		1.5	U		1.4	U	
1,2-DICHLOROBENZENE		0.43	U		1	U		1.1	U		1	U	
1,2-DICHLOROETHANE		0.41	U		0.98	U		1	U		0.97	U	
1,2-DICHLOROPROPANE		0.83	U		2	U		2.1	U		2	U	
1,3-DICHLOROBENZENE		0.42	U		1	U		1	U		0.99	U	
1,3-DICHLOROPROPANE		0.41	U		0.98	U		1	U		0.97	U	
1,4-DICHLOROBENZENE		0.79	U		1.9	U		2	U		1.9	U	
2,2-DICHLOROPROPANE		1.1	U		2.7	U		2.8	U		2.7	U	
2-BUTANONE		1.7	U		5.3	J	CP	4.2	U		4.1	J	CP
2-CHLOROETHYL VINYL ETHER		1.7	UJ	C	4.1	UJ	C	4.2	UJ	C	4	UJ	C
2-CHLOROTOLUENE		0.48	U		1.2	U		1.2	U		1.1	U	
2-HEXANONE		0.76	U		1.8	U		1.9	U		1.8	U	
4-CHLOROTOLUENE		0.49	U		1.2	U		1.2	U		1.2	U	
4-ISOPROPYLTOLUENE		0.25	U		0.61	U		0.63	U		0.6	U	
4-METHYL-2-PENTANONE		0.65	U		1.6	U		1.6	U		1.6	J	P
ACETONE		7.6	U		36	B	A	23	B	A	34	B	A
BENZENE		0.28	U		0.67	U		0.69	U		0.65	U	
BROMOBENZENE		0.85	U		2.1	U		2.1	U		2	U	
BROMOCHLOROMETHANE		0.85	U		2.1	U		2.1	U		2	U	
BROMODICHLOROMETHANE		0.34	U		0.81	U		0.83	U		0.8	U	
BROMOFORM		0.4	U		0.96	U		0.98	U		0.94	U	
BROMOMETHANE		0.65	U		1.6	U		1.6	U		1.5	U	

PROJ_NO: 02371 SDG: C9J020291 FRACTION: OV MEDIA: SEDIMENT	NSAMPLE	SD-14-01			SD-14-02			SD-14-SS			SD-15-01		
	LAB_ID	C9J020291046			C9J020291047			C9J020291045			C9J020291044		
	SAMP_DATE	10/1/2009			10/1/2009			10/1/2009			10/1/2009		
	QC_TYPE	NM			NM			NM			NM		
	UNITS	UG/KG			UG/KG			UG/KG			UG/KG		
	PCT_SOLIDS	80.0			84.0			68.0			76.0		
	DUP_OF												
PARAMETER		RESULT	VQL	QLCD	RESULT	VQL	QLCD	RESULT	VQL	QLCD	RESULT	VQL	QLCD
1,1,1,2-TETRACHLOROETHANE		0.77	U		0.74	U		0.91	U		0.81	U	
1,1,1-TRICHLOROETHANE		0.7	U		0.67	U		0.83	U		0.73	U	
1,1,2,2-TETRACHLOROETHANE		0.42	U		0.4	U		0.5	U		0.45	U	
1,1,2-TRICHLOROETHANE		0.49	U		0.46	U		0.58	U		0.51	U	
1,1,2-TRICHLOROTRIFLUOROETHANE		1.6	U		1.5	U		1.9	U		1.7	U	
1,1-DICHLOROETHANE		0.45	U		0.43	U		0.53	U		0.47	U	
1,1-DICHLOROETHENE		0.65	U		0.62	U		0.77	U		0.68	U	
1,1-DICHLOROPROPENE		0.37	U		0.36	U		0.44	U		0.39	U	
1,2,3-TRICHLOROBENZENE		0.47	U		0.45	U		0.56	U		0.5	U	
1,2,3-TRICHLOROPROPANE		1.1	U		1.1	U		1.3	U		1.2	U	
1,2,3-TRIMETHYLBENZENE		0.21	U		0.2	U		0.25	U		0.22	U	
1,2,4-TRICHLOROBENZENE		0.34	U		0.32	U		0.4	U		0.35	U	
1,2,4-TRIMETHYLBENZENE		0.81	U		0.77	U		0.96	U		0.85	U	
1,2-DIBROMO-3-CHLOROPROPANE		1.6	U		1.5	U		1.9	U		1.7	U	
1,2-DIBROMOETHANE		0.62	U		0.6	U		0.74	U		0.66	U	
1,2-DICHLOROBENZENE		0.45	U		0.43	U		0.53	U		0.47	U	
1,2-DICHLOROETHANE		0.42	U		0.4	U		0.5	U		0.45	U	
1,2-DICHLOROPROPANE		0.86	U		0.82	U		1	U		0.91	U	
1,3-DICHLOROBENZENE		0.44	U		0.42	U		0.52	U		0.46	U	
1,3-DICHLOROPROPANE		0.42	U		0.4	U		0.5	U		0.45	U	
1,4-DICHLOROBENZENE		0.82	U		0.79	U		0.97	U		0.87	U	
2,2-DICHLOROPROPANE		1.2	U		1.1	U		1.4	U		1.2	U	
2-BUTANONE		1.7	U		1.8	J	P	2.2	J	P	1.8	U	
2-CHLOROETHYL VINYL ETHER		1.7	U		1.7	U		2.1	U		1.8	UJ	C
2-CHLOROTOLUENE		0.5	U		0.48	U		0.59	U		0.52	U	
2-HEXANONE		0.79	U		0.75	U		0.93	U		0.83	U	
4-CHLOROTOLUENE		0.51	U		0.49	U		0.6	U		0.54	U	
4-ISOPROPYLTOLUENE		0.26	U		0.25	U		0.31	U		0.28	U	
4-METHYL-2-PENTANONE		0.67	U		0.64	U		0.8	U		0.71	U	
ACETONE		26	B	A	48	B	A	29	B	A	18	B	A
BENZENE		0.29	U		0.27	U		0.34	U		0.3	U	
BROMOBENZENE		0.89	U		0.85	U		1	U		0.93	U	
BROMOCHLOROMETHANE		0.89	U		0.85	U		1	U		0.93	U	
BROMODICHLOROMETHANE		0.35	U		0.33	U		0.41	U		0.37	U	
BROMOFORM		0.41	U		0.39	U		0.49	U		0.43	U	
BROMOMETHANE		0.67	UJ	C	0.64	UJ	C	0.8	UJ	C	0.71	U	

PROJ_NO: 02371 SDG: C9J020291 FRACTION: OV MEDIA: SEDIMENT	NSAMPLE	SD-15-SS			SD-4-01			SD-4-02			SD-4-SS		
	LAB_ID	C9J020291043			C9J020291012			C9J020291013			C9J020291011		
	SAMP_DATE	10/1/2009			9/29/2009			9/29/2009			9/29/2009		
	QC_TYPE	NM			NM			NM			NM		
	UNITS	UG/KG			UG/KG			UG/KG			UG/KG		
	PCT_SOLIDS	80.0			31.0			34.0			30.0		
	DUP_OF												
PARAMETER		RESULT	VQL	QLCD	RESULT	VQL	QLCD	RESULT	VQL	QLCD	RESULT	VQL	QLCD
1,1,1,2-TETRACHLOROETHANE		0.78	U		2	U		1.8	U		2.1	U	
1,1,1-TRICHLOROETHANE		0.7	U		1.8	U		1.7	U		1.9	U	
1,1,2,2-TETRACHLOROETHANE		0.43	U		1.1	U		1	U		1.1	U	
1,1,2-TRICHLOROETHANE		0.49	U		1.3	U		1.2	U		1.3	U	
1,1,2-TRICHLOROTRIFLUOROETHANE		1.6	U		4.2	U		3.8	U		4.3	U	
1,1-DICHLOROETHANE		0.45	U		1.2	U		1.1	U		1.2	U	
1,1-DICHLOROETHENE		0.65	U		1.7	U		1.5	U		1.7	U	
1,1-DICHLOROPROPENE		0.38	U		0.97	U		0.89	U		0.99	U	
1,2,3-TRICHLOROBENZENE		0.48	U		1.2	U		1.1	U		1.3	U	
1,2,3-TRICHLOROPROPANE		1.1	U		2.9	U		2.7	U		3	U	
1,2,3-TRIMETHYLBENZENE		0.21	U		0.55	U		0.5	U		0.56	U	
1,2,4-TRICHLOROBENZENE		0.34	U		0.88	U		0.8	U		0.89	U	
1,2,4-TRIMETHYLBENZENE		0.82	U		2.1	U		1.9	U		2.2	U	
1,2-DIBROMO-3-CHLOROPROPANE		1.6	U		4.2	U		3.8	U		4.3	U	
1,2-DIBROMOETHANE		0.63	U		1.6	U		1.5	U		1.7	U	
1,2-DICHLOROBENZENE		0.45	U		1.2	U		1.1	U		1.2	U	
1,2-DICHLOROETHANE		0.43	U		1.1	U		1	U		1.1	U	
1,2-DICHLOROPROPANE		0.87	U		2.2	U		2	U		2.3	U	
1,3-DICHLOROBENZENE		0.44	U		1.1	U		1	U		1.2	U	
1,3-DICHLOROPROPANE		0.43	U		1.1	U		1	U		1.1	U	
1,4-DICHLOROBENZENE		0.83	U		2.1	U		2	U		2.2	U	
2,2-DICHLOROPROPANE		1.2	U		3	U		2.8	U		3.1	U	
2-BUTANONE		1.8	U		15	J	P	36	J	P	12	J	P
2-CHLOROETHYL VINYL ETHER		1.8	UJ	C	4.5	UJ	C	4.1	UJ	C	4.6	UJ	C
2-CHLOROTOLUENE		0.5	U		1.3	U		1.2	U		1.3	U	
2-HEXANONE		0.79	U		2	U		1.9	U		2.1	U	
4-CHLOROTOLUENE		0.52	U		1.3	U		1.2	U		1.4	U	
4-ISOPROPYLTOLUENE		0.26	U		0.68	U		0.62	U		0.7	U	
4-METHYL-2-PENTANONE		0.68	U		1.8	U		1.6	U		1.8	U	
ACETONE		7.9	U		93	B	A	220	B	A	84	B	A
BENZENE		0.29	U		0.75	U		0.68	U		0.76	U	
BROMOBENZENE		0.89	U		2.3	U		2.1	U		2.4	U	
BROMOCHLOROMETHANE		0.89	U		2.3	U		2.1	U		2.4	U	
BROMODICHLOROMETHANE		0.35	U		0.91	U		0.83	U		0.93	U	
BROMOFORM		0.41	U		1.1	U		0.98	U		1.1	U	
BROMOMETHANE		0.68	U		1.8	U		1.6	U		1.8	U	

PROJ_NO: 02371 SDG: C9J020291 FRACTION: OV MEDIA: SEDIMENT	NSAMPLE	SD-01-01			SD-01-02			SD-01-SS			SD-02-01		
	LAB_ID	C9J020291018			C9J020291019			C9J020291017			C9J020291008		
	SAMP_DATE	9/29/2009			9/29/2009			9/29/2009			9/30/2009		
	QC_TYPE	NM			NM			NM			NM		
	UNITS	UG/KG			UG/KG			UG/KG			UG/KG		
	PCT_SOLIDS	52.0			51.0			48.0			66.0		
	DUP_OF												
PARAMETER		RESULT	VQL	QLCD	RESULT	VQL	QLCD	RESULT	VQL	QLCD	RESULT	VQL	QLCD
CARBON DISULFIDE		0.84	U		0.86	U		2.5	J	P	3	J	P
CARBON TETRACHLORIDE		0.71	U		0.73	U		0.77	U		0.56	U	
CHLOROBENZENE		0.63	U		0.65	U		0.68	U		0.5	U	
CHLORODIBROMOMETHANE		1	U		1.1	U		1.1	U		0.83	U	
CHLOROETHANE		1.6	U		1.7	U		1.8	U		1.3	U	
CHLOROFORM		0.55	U		0.57	U		0.6	U		0.44	U	
CHLOROMETHANE		0.78	U		0.8	U		0.85	U		0.62	U	
CIS-1,2-DICHLOROETHENE		0.69	U		0.71	U		0.75	U		2.6	J	P
CIS-1,3-DICHLOROPROPENE		0.65	U		0.67	U		0.7	U		0.51	U	
DIBROMOMETHANE		1.2	U		1.2	U		1.3	U		0.95	U	
DICHLORODIFLUOROMETHANE		0.95	U		0.98	U		1	U		0.75	U	
DIISOPROPYL ETHER		2.9	U		2.9	U		3.1	U		2.3	U	
ETHYL TERT-BUTYL ETHER		0.42	U		0.43	U		0.46	U		0.33	U	
ETHYLBENZENE		0.5	U		0.51	U		0.54	U		0.39	U	
HEXACHLOROBUTADIENE		2.3	U		2.4	U		2.5	U		1.8	U	
ISOPROPYLBENZENE		0.31	U		0.31	U		0.33	U		0.24	U	
M+P-XYLENES		2.3	U		2.4	U		2.5	U		1.8	U	
METHYL TERT-BUTYL ETHER		0.82	U		0.84	U		0.89	U		0.65	U	
METHYLENE CHLORIDE		3.3	B	A	5	B	A	1.4	U		4.2	B	A
NAPHTHALENE		0.36	U		0.37	U		0.39	U		0.29	U	
N-BUTYLBENZENE		0.44	U		0.45	U		0.48	U		0.35	U	
N-PROPYLBENZENE		0.76	U		0.78	U		0.83	U		0.6	U	
O-XYLENE		0.67	U		0.69	U		0.72	U		0.53	U	
SEC-BUTYLBENZENE		0.34	U		0.35	U		0.37	U		0.27	U	
STYRENE		0.29	U		0.29	U		0.31	U		0.23	U	
TERT-AMYL METHYL ETHER		0.71	U		0.73	U		0.77	U		0.56	U	
TERT-BUTYLBENZENE		0.55	U		0.57	U		0.6	U		0.44	U	
TERTIARY-BUTYL ALCOHOL		15	UR	C	15	UR	C	16	UR	C	11	UR	C
TETRACHLOROETHENE		0.99	U		1	U		1.1	U		0.78	U	
TOLUENE		0.52	U		0.53	U		0.56	U		0.41	U	
TRANS-1,2-DICHLOROETHENE		0.78	U		0.8	U		0.85	U		0.62	U	
TRANS-1,3-DICHLOROPROPENE		1	U		1.1	U		1.1	U		0.81	U	
TRICHLOROETHENE		0.8	U		0.82	U		0.87	U		0.95	J	P
TRICHLOROFLUOROMETHANE		0.65	U		0.67	U		0.7	U		0.51	U	
VINYL ACETATE		0.48	U		0.49	U		0.52	U		0.38	U	
VINYL CHLORIDE		0.74	U		0.76	U		0.81	U		0.59	U	

PROJ_NO: 02371	NSAMPLE	SD-02-02	SD-02-SS	SD-03-01	SD-03-01-D
SDG: C9J020291	LAB_ID	C9J020291009	C9J020291007	C9J020291021	C9J020291022
FRACTION: OV	SAMP_DATE	9/30/2009	9/30/2009	9/30/2009	9/30/2009
MEDIA: SEDIMENT	QC_TYPE	NM	NM	NM	NM
	UNITS	UG/KG	UG/KG	UG/KG	UG/KG
	PCT_SOLIDS	68.0	62.0	73.0	73.0
	DUP_OF				SD-03-01

PARAMETER	RESULT	VQL	QLCD	RESULT	VQL	QLCD	RESULT	VQL	QLCD	RESULT	VQL	QLCD
CARBON DISULFIDE	30			4.2	J	P	3.9	J	P	3.9	J	P
CARBON TETRACHLORIDE	0.55	U		0.6	U		0.51	U		0.51	U	
CHLOROBENZENE	0.49	U		0.53	U		0.45	U		0.45	U	
CHLORODIBROMOMETHANE	0.81	U		0.89	U		0.75	U		0.76	U	
CHLOROETHANE	1.3	U		1.4	U		1.2	U		1.2	U	
CHLOROFORM	0.43	U		0.47	U		0.4	U		0.4	U	
CHLOROMETHANE	0.61	U		0.66	U		0.56	U		0.56	U	
CIS-1,2-DICHLOROETHENE	2.7	J	P	0.58	U		0.71	J	P	0.5	U	
CIS-1,3-DICHLOROPROPENE	0.5	U		0.55	U		0.47	U		0.47	U	
DIBROMOMETHANE	0.93	U		1	U		0.86	U		0.87	U	
DICHLORODIFLUOROMETHANE	0.74	U		0.81	U		0.68	U		0.69	U	
DIISOPROPYL ETHER	2.2	U		2.4	U		2.1	U		2.1	U	
ETHYL TERT-BUTYL ETHER	0.32	U		0.36	U		0.3	U		0.3	U	
ETHYLBENZENE	0.38	U		0.42	U		0.36	U		0.36	U	
HEXACHLOROBUTADIENE	1.8	U		1.9	U		1.6	U		1.7	U	
ISOPROPYLBENZENE	0.24	U		0.26	U		0.22	U		0.22	U	
M+P-XYLENES	1.8	U		1.9	U		1.6	U		1.7	U	
METHYL TERT-BUTYL ETHER	0.63	U		0.69	U		0.59	U		0.59	U	
METHYLENE CHLORIDE	9.9	B	A	6.2	B	A	7	B	A	1.7	B	A
NAPHTHALENE	0.28	U		0.31	U		0.26	U		0.26	U	
N-BUTYLBENZENE	0.34	U		0.37	U		0.31	U		0.32	U	
N-PROPYLBENZENE	0.59	U		0.65	U		0.55	U		0.55	U	
O-XYLENE	0.52	U		0.57	U		0.48	U		0.48	U	
SEC-BUTYLBENZENE	0.27	U		0.29	U		0.25	U		0.25	U	
STYRENE	0.22	U		0.24	U		0.21	U		0.21	U	
TERT-AMYL METHYL ETHER	0.55	U		0.6	U		0.51	U		0.51	U	
TERT-BUTYLBENZENE	0.43	U		0.47	U		0.4	U		0.4	U	
TERTIARY-BUTYL ALCOHOL	11	UR	C	12	UR	C	10	UR	C	10	UR	C
TETRACHLOROETHENE	0.77	U		0.84	U		0.71	U		0.72	U	
TOLUENE	0.92	J	P	5.2	J	P	0.41	J	P	0.37	U	
TRANS-1,2-DICHLOROETHENE	0.61	U		0.66	U		0.56	U		0.56	U	
TRANS-1,3-DICHLOROPROPENE	0.8	U		0.87	U		0.74	U		0.74	U	
TRICHLOROETHENE	3.2	J	P	0.68	U		0.57	U		0.58	U	
TRICHLOROFLUOROMETHANE	0.5	U		0.55	U		0.47	U		0.47	U	
VINYL ACETATE	0.37	U		0.4	U		0.34	U		0.34	U	
VINYL CHLORIDE	0.58	U		0.63	U		0.53	U		0.54	U	

PROJ_NO: 02371 SDG: C9J020291 FRACTION: OV MEDIA: SEDIMENT	NSAMPLE	SD-03-02			SD-03-SS			SD-05-01			SD-05-02		
	LAB_ID	C9J020291023			C9J020291010			C9J020291015			C9J020291016		
	SAMP_DATE	9/30/2009			9/30/2009			9/29/2009			9/29/2009		
	QC_TYPE	NM			NM			NM			NM		
	UNITS	UG/KG			UG/KG			UG/KG			UG/KG		
	PCT_SOLIDS	84.0			74.0			47.0			46.0		
	DUP_OF												
PARAMETER		RESULT	VQL	QLCD	RESULT	VQL	QLCD	RESULT	VQL	QLCD	RESULT	VQL	QLCD
CARBON DISULFIDE		1.7	J	P	0.6	U		0.94	U		0.95	U	
CARBON TETRACHLORIDE		0.44	U		0.5	U		0.79	U		0.8	U	
CHLOROBENZENE		0.39	U		0.45	U		0.71	U		0.71	U	
CHLORODIBROMOMETHANE		0.65	U		0.74	U		1.2	U		1.2	U	
CHLOROETHANE		1	U		1.2	U		1.8	U		1.9	U	
CHLOROFORM		0.34	U		0.39	U		0.62	U		0.63	U	
CHLOROMETHANE		0.49	U		0.56	U		0.88	U		0.89	U	
CIS-1,2-DICHLOROETHENE		0.43	U		0.49	U		0.77	U		0.78	U	
CIS-1,3-DICHLOROPROPENE		0.4	U		0.46	U		0.73	U		0.73	U	
DIBROMOMETHANE		0.75	U		0.85	U		1.3	U		1.4	U	
DICHLORODIFLUOROMETHANE		0.59	U		0.68	U		1.1	U		1.1	U	
DIISOPROPYL ETHER		1.8	U		2	U		3.2	U		3.2	U	
ETHYL TERT-BUTYL ETHER		0.26	U		0.3	U		0.47	U		0.48	U	
ETHYLBENZENE		0.31	U		0.35	U		0.56	U		0.56	U	
HEXACHLOROBUTADIENE		1.4	U		1.6	U		2.6	U		2.6	U	
ISOPROPYLBENZENE		0.19	U		0.22	U		0.34	U		0.35	U	
M+P-XYLENES		1.4	U		1.6	U		2.6	U		2.6	U	
METHYL TERT-BUTYL ETHER		0.51	U		0.58	U		0.92	U		0.93	U	
METHYLENE CHLORIDE		1.6	B	A	1.7	B	A	4.3	B	A	3.8	B	A
NAPHTHALENE		0.23	U		0.26	U		0.41	U		0.41	U	
N-BUTYLBENZENE		0.27	U		0.31	U		0.49	U		0.5	U	
N-PROPYLBENZENE		0.47	U		0.54	U		0.86	U		0.86	U	
O-XYLENE		0.42	U		0.47	U		0.75	U		0.76	U	
SEC-BUTYLBENZENE		0.21	U		0.24	U		0.38	U		0.39	U	
STYRENE		0.18	U		0.2	U		0.32	U		0.32	U	
TERT-AMYL METHYL ETHER		0.44	U		0.5	U		0.79	U		0.8	U	
TERT-BUTYLBENZENE		0.34	U		0.39	U		0.62	U		0.63	U	
TERTIARY-BUTYL ALCOHOL		9	UR	C	10	UR	C	16	UR	C	16	UR	C
TETRACHLOROETHENE		0.62	U		0.7	U		1.1	U		1.1	U	
TOLUENE		0.32	U		0.37	U		0.58	U		0.58	U	
TRANS-1,2-DICHLOROETHENE		0.49	U		0.56	U		0.88	U		0.89	U	
TRANS-1,3-DICHLOROPROPENE		0.64	U		0.73	U		1.2	U		1.2	U	
TRICHLOROETHENE		0.5	U		0.57	U		0.9	U		0.91	U	
TRICHLOROFLUOROMETHANE		0.4	U		0.46	U		0.73	U		0.73	U	
VINYL ACETATE		0.3	U		0.34	U		0.53	U		0.54	U	
VINYL CHLORIDE		0.46	U		0.53	U		0.83	U		0.84	U	

PROJ_NO: 02371 SDG: C9J020291 FRACTION: OV MEDIA: SEDIMENT	NSAMPLE	SD-05-SS			SD-05-SS-D			SD-06-01			SD-06-02		
	LAB_ID	C9J020291014			C9J020291048			C9J020291037			C9J020291038		
	SAMP_DATE	9/29/2009			9/29/2009			9/30/2009			9/30/2009		
	QC_TYPE	NM			NM			NM			NM		
	UNITS	UG/KG			UG/KG			UG/KG			UG/KG		
	PCT_SOLIDS	38.0			38.0			33.0			35.0		
	DUP_OF				SD-05-SS								
PARAMETER		RESULT	VQL	QLCD	RESULT	VQL	QLCD	RESULT	VQL	QLCD	RESULT	VQL	QLCD
CARBON DISULFIDE		3.2	J	P	1.2	U		1.9	J	P	1.3	U	
CARBON TETRACHLORIDE		0.98	U		0.97	U		1.1	U		1.1	U	
CHLOROBENZENE		0.88	U		0.87	U		0.99	U		0.95	U	
CHLORODIBROMOMETHANE		1.5	U		1.4	U		1.6	U		1.6	U	
CHLOROETHANE		2.3	U		2.3	U		2.6	U		2.5	U	
CHLOROFORM		0.77	U		0.76	U		0.87	U		0.83	U	
CHLOROMETHANE		1.1	U		1.1	U		1.2	U		1.2	U	
CIS-1,2-DICHLOROETHENE		0.96	U		0.95	U		1.1	U		1	U	
CIS-1,3-DICHLOROPROPENE		0.9	U		0.89	U		1	U		0.98	U	
DIBROMOMETHANE		1.7	U		1.7	U		1.9	U		1.8	U	
DICHLORODIFLUOROMETHANE		1.3	U		1.3	U		1.5	U		1.4	U	
DIISOPROPYL ETHER		4	U		3.9	U		4.5	U		4.3	U	
ETHYL TERT-BUTYL ETHER		0.59	U		0.58	U		0.66	U		0.63	U	
ETHYLBENZENE		0.69	U		0.68	U		0.78	U		0.75	U	
HEXACHLOROBUTADIENE		3.2	U		3.2	U		3.6	U		3.4	U	
ISOPROPYLBENZENE		0.43	U		0.42	U		0.48	U		0.46	U	
M+P-XYLENES		3.2	U		3.2	U		3.6	U		3.4	U	
METHYL TERT-BUTYL ETHER		1.1	U		1.1	U		1.3	U		1.2	U	
METHYLENE CHLORIDE		1.8	U		1.8	U		2	U		1.9	U	
NAPHTHALENE		0.51	U		0.5	U		0.57	U		0.55	U	
N-BUTYLBENZENE		0.61	U		0.61	U		0.69	U		0.66	U	
N-PROPYLBENZENE		1.1	U		1.1	U		1.2	U		1.1	U	
O-XYLENE		0.93	U		0.92	U		1	U		1	U	
SEC-BUTYLBENZENE		0.48	U		0.47	U		0.54	U		0.52	U	
STYRENE		0.4	U		0.39	U		0.45	U		0.43	U	
TERT-AMYL METHYL ETHER		0.98	U		0.97	U		1.1	U		1.1	U	
TERT-BUTYLBENZENE		0.77	U		0.76	U		0.87	U		0.83	U	
TERTIARY-BUTYL ALCOHOL		20	UR	C	20	UR	C	23	UR	C	22	UR	C
TETRACHLOROETHENE		1.4	U		1.4	U		1.6	U		1.5	U	
TOLUENE		0.72	U		0.71	U		0.81	U		0.78	U	
TRANS-1,2-DICHLOROETHENE		1.1	U		1.1	U		1.2	U		1.2	U	
TRANS-1,3-DICHLOROPROPENE		1.4	U		1.4	U		1.6	U		1.6	U	
TRICHLOROETHENE		1.1	U		1.1	U		1.3	U		1.2	U	
TRICHLOROFLUOROMETHANE		0.9	U		0.89	U		1	U		0.98	U	
VINYL ACETATE		0.67	U		0.66	U		0.75	U		0.72	U	
VINYL CHLORIDE		1	U		1	U		1.2	U		1.1	U	

PROJ_NO: 02371	NSAMPLE	SD-06-SS			SD-07-01			SD-07-02			SD-07-SS		
SDG: C9J020291	LAB_ID	C9J020291036			C9J020291001			C9J020291002			C9J020291020		
FRACTION: OV	SAMP_DATE	9/30/2009			9/29/2009			9/29/2009			9/29/2009		
MEDIA: SEDIMENT	QC_TYPE	NM			NM			NM			NM		
	UNITS	UG/KG			UG/KG			UG/KG			UG/KG		
	PCT_SOLIDS	31.0			48.0			52.0			49.0		
	DUP_OF												
PARAMETER		RESULT	VQL	QLCD	RESULT	VQL	QLCD	RESULT	VQL	QLCD	RESULT	VQL	QLCD
CARBON DISULFIDE		2.9	J	P	1.9	J	P	1.7	J	P	2.7	J	P
CARBON TETRACHLORIDE		1.2	U		0.78	U		0.71	U		0.75	U	
CHLOROBENZENE		1.1	U		0.69	U		0.64	U		0.67	U	
CHLORODIBROMOMETHANE		1.8	U		1.2	U		1.1	U		1.1	U	
CHLOROETHANE		2.8	U		1.8	U		1.7	U		1.7	U	
CHLOROFORM		0.94	U		0.61	U		0.56	U		0.59	U	
CHLOROMETHANE		1.3	U		0.86	U		0.79	U		0.83	U	
CIS-1,2-DICHLOROETHENE		1.2	U		0.75	U		0.69	U		0.73	U	
CIS-1,3-DICHLOROPROPENE		1.1	U		0.71	U		0.65	U		0.69	U	
DIBROMOMETHANE		2	U		1.3	U		1.2	U		1.3	U	
DICHLORODIFLUOROMETHANE		1.6	U		1	U		0.96	U		1	U	
DIISOPROPYL ETHER		4.9	U		3.1	U		2.9	U		3	U	
ETHYL TERT-BUTYL ETHER		0.71	U		0.46	U		0.42	U		0.45	U	
ETHYLBENZENE		0.84	U		0.54	U		0.5	U		0.53	U	
HEXACHLOROBUTADIENE		3.9	U		2.5	U		2.3	U		2.4	U	
ISOPROPYLBENZENE		0.52	U		0.34	U		0.31	U		0.32	U	
M+P-XYLENES		3.9	U		2.5	U		2.3	U		2.4	U	
METHYL TERT-BUTYL ETHER		1.4	U		0.9	U		0.83	U		0.87	U	
METHYLENE CHLORIDE		2.2	U		2.5	B	A	3.9	B	A	9.5	B	A
NAPHTHALENE		0.62	U		0.4	U		0.37	U		0.38	U	
N-BUTYLBENZENE		0.75	U		0.48	U		0.44	U		0.47	U	
N-PROPYLBENZENE		1.3	U		0.84	U		0.77	U		0.81	U	
O-XYLENE		1.1	U		0.73	U		0.67	U		0.71	U	
SEC-BUTYLBENZENE		0.58	U		0.38	U		0.35	U		0.36	U	
STYRENE		0.49	U		0.31	U		0.29	U		0.3	U	
TERT-AMYL METHYL ETHER		1.2	U		0.78	U		0.71	U		0.75	U	
TERT-BUTYLBENZENE		0.94	U		0.61	U		0.56	U		0.59	U	
TERTIARY-BUTYL ALCOHOL		25	UR	C	16	UR	C	15	UR	C	15	UR	C
TETRACHLOROETHENE		1.7	U		1.1	U		1	U		1.1	U	
TOLUENE		0.88	U		0.57	U		0.52	U		0.55	U	
TRANS-1,2-DICHLOROETHENE		1.3	U		0.86	U		0.79	U		0.83	U	
TRANS-1,3-DICHLOROPROPENE		1.8	U		1.1	U		1	U		1.1	U	
TRICHLOROETHENE		1.4	U		0.88	U		0.81	U		0.85	U	
TRICHLOROFLUOROMETHANE		1.1	U		0.71	U		0.65	U		0.69	U	
VINYL ACETATE		0.81	U		0.52	U		0.48	U		0.51	U	
VINYL CHLORIDE		1.3	U		0.82	U		0.75	U		0.79	U	

PROJ_NO: 02371 SDG: C9J020291 FRACTION: OV MEDIA: SEDIMENT	NSAMPLE	SD-08-01			SD-08-02			SD-08-02-D			SD-08-SS		
	LAB_ID	C9J020291004			C9J020291005			C9J020291006			C9J020291003		
	SAMP_DATE	9/30/2009			9/30/2009			9/30/2009			9/30/2009		
	QC_TYPE	NM			NM			NM			NM		
	UNITS	UG/KG			UG/KG			UG/KG			UG/KG		
	PCT_SOLIDS	46.0			50.0			56.0			46.0		
	DUP_OF							SD-08-02					
PARAMETER		RESULT	VQL	QLCD	RESULT	VQL	QLCD	RESULT	VQL	QLCD	RESULT	VQL	QLCD
CARBON DISULFIDE		3.1	J	P	4	J	P	4.4	J	P	0.95	U	
CARBON TETRACHLORIDE		0.8	U		0.73	U		0.66	U		0.8	U	
CHLOROBENZENE		0.71	U		0.65	U		0.59	U		0.71	U	
CHLORODIBROMOMETHANE		1.2	U		1.1	U		0.98	U		1.2	U	
CHLOROETHANE		1.9	U		1.7	U		1.5	U		1.9	U	
CHLOROFORM		0.63	U		0.57	U		0.51	U		0.63	U	
CHLOROMETHANE		0.89	U		0.81	U		0.73	U		0.89	U	
CIS-1,2-DICHLOROETHENE		0.78	U		0.71	U		0.64	U		0.78	U	
CIS-1,3-DICHLOROPROPENE		0.74	U		0.67	U		0.6	U		0.73	U	
DIBROMOMETHANE		1.4	U		1.2	U		1.1	U		1.4	U	
DICHLORODIFLUOROMETHANE		1.1	U		0.99	U		0.89	U		1.1	U	
DIISOPROPYL ETHER		3.2	U		3	U		2.7	U		3.2	U	
ETHYL TERT-BUTYL ETHER		0.48	U		0.44	U		0.39	U		0.48	U	
ETHYLBENZENE		0.56	U		0.51	U		0.46	U		0.56	U	
HEXACHLOROBUTADIENE		2.6	U		2.4	U		2.1	U		2.6	U	
ISOPROPYLBENZENE		0.35	U		0.32	U		0.28	U		0.35	U	
M+P-XYLENES		2.6	U		2.4	U		2.1	U		2.6	U	
METHYL TERT-BUTYL ETHER		0.93	U		0.85	U		0.76	U		0.93	U	
METHYLENE CHLORIDE		3.3	B	A	5.3	B	A	9.7	B	A	3	B	A
NAPHTHALENE		0.41	U		0.38	U		0.34	U		0.41	U	
N-BUTYLBENZENE		0.5	U		0.46	U		0.41	U		0.5	U	
N-PROPYLBENZENE		0.87	U		0.79	U		0.71	U		0.86	U	
O-XYLENE		0.76	U		0.69	U		0.62	U		0.76	U	
SEC-BUTYLBENZENE		0.39	U		0.36	U		0.32	U		0.39	U	
STYRENE		0.32	U		0.3	U		0.27	U		0.32	U	
TERT-AMYL METHYL ETHER		0.8	U		0.73	U		0.66	U		0.8	U	
TERT-BUTYLBENZENE		0.63	U		0.57	U		0.51	U		0.63	U	
TERTIARY-BUTYL ALCOHOL		16	UR	C	15	UR	C	13	UR	C	16	UR	C
TETRACHLOROETHENE		1.1	U		1	U		0.92	U		1.1	U	
TOLUENE		0.58	U		0.53	U		0.48	U		0.58	U	
TRANS-1,2-DICHLOROETHENE		0.89	U		0.81	U		0.73	U		0.89	U	
TRANS-1,3-DICHLOROPROPENE		1.2	U		1.1	U		0.96	U		1.2	U	
TRICHLOROETHENE		0.91	U		0.83	U		0.74	U		0.91	U	
TRICHLOROFLUOROMETHANE		0.74	U		0.67	U		0.6	U		0.73	U	
VINYL ACETATE		0.54	U		0.5	U		0.44	U		0.54	U	
VINYL CHLORIDE		0.84	U		0.77	U		0.69	U		0.84	U	

PROJ_NO: 02371 SDG: C9J020291 FRACTION: OV MEDIA: SEDIMENT	NSAMPLE	SD-09-01			SD-09-02			SD-09-SS			SD-09-SS-D		
	LAB_ID	C9J020291040			C9J020291041			C9J020291039			C9J020291042		
	SAMP_DATE	10/1/2009			10/1/2009			10/1/2009			10/1/2009		
	QC_TYPE	NM			NM			NM			NM		
	UNITS	UG/KG			UG/KG			UG/KG			UG/KG		
	PCT_SOLIDS	31.0			35.0			31.0			31.0		
	DUP_OF										SD-09-SS		
PARAMETER		RESULT	VQL	QLCD	RESULT	VQL	QLCD	RESULT	VQL	QLCD	RESULT	VQL	QLCD
CARBON DISULFIDE		1.4	U		1.3	U		1.4	U		1.4	U	
CARBON TETRACHLORIDE		1.2	U		1.1	U		1.2	U		1.2	U	
CHLOROBENZENE		1.1	U		0.94	U		1.1	U		1	U	
CHLORODIBROMOMETHANE		1.8	U		1.6	U		1.8	U		1.7	U	
CHLOROETHANE		2.8	U		2.5	U		2.8	U		2.7	U	
CHLOROFORM		0.93	U		0.83	U		0.94	U		0.92	U	
CHLOROMETHANE		1.3	U		1.2	U		1.3	U		1.3	U	
CIS-1,2-DICHLOROETHENE		1.2	U		1	U		1.2	U		1.1	U	
CIS-1,3-DICHLOROPROPENE		1.1	U		0.97	U		1.1	U		1.1	U	
DIBROMOMETHANE		2	U		1.8	U		2	U		2	U	
DICHLORODIFLUOROMETHANE		1.6	U		1.4	U		1.6	U		1.6	U	
DIISOPROPYL ETHER		4.8	U		4.3	U		4.8	U		4.8	U	
ETHYL TERT-BUTYL ETHER		0.71	U		0.63	U		0.71	U		0.7	U	
ETHYLBENZENE		0.83	U		0.74	U		0.84	U		0.83	U	
HEXACHLOROBUTADIENE		3.9	U		3.4	U		3.9	U		3.8	U	
ISOPROPYLBENZENE		0.51	U		0.46	U		0.52	U		0.51	U	
M+P-XYLENES		3.9	U		3.4	U		3.9	U		3.8	U	
METHYL TERT-BUTYL ETHER		1.4	U		1.2	U		1.4	U		1.4	U	
METHYLENE CHLORIDE		12	B	A	10	B	A	16	B	A	13	B	A
NAPHTHALENE		0.61	U		0.54	U		0.61	U		0.6	U	
N-BUTYLBENZENE		0.74	U		0.66	U		0.74	U		0.73	U	
N-PROPYLBENZENE		1.3	U		1.1	U		1.3	U		1.3	U	
O-XYLENE		1.1	U		1	U		1.1	U		1.1	U	
SEC-BUTYLBENZENE		0.58	U		0.51	U		0.58	U		0.57	U	
STYRENE		0.48	U		0.43	U		0.48	U		0.48	U	
TERT-AMYL METHYL ETHER		1.2	U		1.1	U		1.2	U		1.2	U	
TERT-BUTYLBENZENE		0.93	U		0.83	U		0.94	U		0.92	U	
TERTIARY-BUTYL ALCOHOL		24	UR	C	22	UR	C	25	UR	C	24	UR	C
TETRACHLOROETHENE		1.7	U		1.5	U		1.7	U		1.7	U	
TOLUENE		0.87	U		0.77	U		0.87	U		0.86	U	
TRANS-1,2-DICHLOROETHENE		1.3	U		1.2	U		1.3	U		1.3	U	
TRANS-1,3-DICHLOROPROPENE		1.7	U		1.5	U		1.7	U		1.7	U	
TRICHLOROETHENE		1.3	U		1.2	U		1.4	U		1.3	U	
TRICHLOROFLUOROMETHANE		1.1	U		0.97	U		1.1	U		1.1	U	
VINYL ACETATE		0.8	U		0.71	U		0.81	U		0.79	U	
VINYL CHLORIDE		1.3	U		1.1	U		1.3	U		1.2	U	

PROJ_NO: 02371 SDG: C9J020291 FRACTION: OV MEDIA: SEDIMENT	NSAMPLE	SD-10-01			SD-10-02			SD-10-SS			SD-11-01		
	LAB_ID	C9J020291025			C9J020291026			C9J020291024			C9J020291034		
	SAMP_DATE	9/30/2009			9/30/2009			9/30/2009			10/1/2009		
	QC_TYPE	NM			NM			NM			NM		
	UNITS	UG/KG			UG/KG			UG/KG			UG/KG		
	PCT_SOLIDS	48.0			32.0			37.0			34.0		
	DUP_OF												
PARAMETER		RESULT	VQL	QLCD	RESULT	VQL	QLCD	RESULT	VQL	QLCD	RESULT	VQL	QLCD
CARBON DISULFIDE		2.9	J	P	10	J	P	1.2	U		1.3	U	
CARBON TETRACHLORIDE		0.77	U		1.2	U		1	U		1.1	U	
CHLOROBENZENE		0.69	U		1	U		0.9	U		0.97	U	
CHLORODIBROMOMETHANE		1.1	U		1.7	U		1.5	U		1.6	U	
CHLOROETHANE		1.8	U		2.7	U		2.4	U		2.5	U	
CHLOROFORM		0.6	U		0.91	U		0.79	U		0.85	U	
CHLOROMETHANE		0.85	U		1.3	U		1.1	U		1.2	U	
CIS-1,2-DICHLOROETHENE		0.75	U		1.1	U		0.99	U		1.1	U	
CIS-1,3-DICHLOROPROPENE		0.71	U		1.1	U		0.93	U		1	U	
DIBROMOMETHANE		1.3	U		2	U		1.7	U		1.9	U	
DICHLORODIFLUOROMETHANE		1	U		1.6	U		1.4	U		1.5	U	
DIISOPROPYL ETHER		3.1	U		4.7	U		4.1	U		4.4	U	
ETHYL TERT-BUTYL ETHER		0.46	U		0.69	U		0.6	U		0.65	U	
ETHYLBENZENE		0.54	U		0.82	U		0.71	U		0.76	U	
HEXACHLOROBUTADIENE		2.5	U		3.8	U		3.3	U		3.5	U	
ISOPROPYLBENZENE		0.33	U		0.5	U		0.44	U		0.47	U	
M+P-XYLENES		2.5	U		3.8	U		3.3	U		3.5	U	
METHYL TERT-BUTYL ETHER		0.89	U		1.3	U		1.2	U		1.3	U	
METHYLENE CHLORIDE		5.2	B	A	7.7	B	A	1.8	U		5.9	B	A
NAPHTHALENE		0.39	U		0.6	U		0.52	U		0.99	B	A
N-BUTYLBENZENE		0.48	U		0.72	U		0.63	U		0.68	U	
N-PROPYLBENZENE		0.83	U		1.3	U		1.1	U		1.2	U	
O-XYLENE		0.73	U		1.1	U		0.96	U		1	U	
SEC-BUTYLBENZENE		0.37	U		0.56	U		0.49	U		0.53	U	
STYRENE		0.31	U		0.47	U		0.41	U		0.44	U	
TERT-AMYL METHYL ETHER		0.77	U		1.2	U		1	U		1.1	U	
TERT-BUTYLBENZENE		0.6	U		0.91	U		0.79	U		0.85	U	
TERTIARY-BUTYL ALCOHOL		16	UR	C	24	UR	C	21	UR	C	22	UR	C
TETRACHLOROETHENE		1.1	U		1.6	U		1.4	U		1.5	U	
TOLUENE		0.56	U		0.85	U		0.74	U		0.79	U	
TRANS-1,2-DICHLOROETHENE		0.85	U		1.3	U		1.1	U		1.2	U	
TRANS-1,3-DICHLOROPROPENE		1.1	U		1.7	U		1.5	U		1.6	U	
TRICHLOROETHENE		0.87	U		1.3	U		1.1	U		1.2	U	
TRICHLOROFLUOROMETHANE		0.71	U		1.1	U		0.93	U		1	U	
VINYL ACETATE		0.52	U		0.78	U		0.68	U		0.73	U	
VINYL CHLORIDE		0.81	U		1.2	U		1.1	U		1.1	U	

PROJ_NO: 02371 SDG: C9J020291 FRACTION: OV MEDIA: SEDIMENT	NSAMPLE	SD-11-02			SD-11-SS			SD-12-01			SD-12-02		
	LAB_ID	C9J020291035			C9J020291033			C9J020291031			C9J020291032		
	SAMP_DATE	10/1/2009			10/1/2009			9/30/2009			9/30/2009		
	QC_TYPE	NM			NM			NM			NM		
	UNITS	UG/KG			UG/KG			UG/KG			UG/KG		
	PCT_SOLIDS	41.0			30.0			78.0			82.0		
	DUP_OF												
PARAMETER		RESULT	VQL	QLCD	RESULT	VQL	QLCD	RESULT	VQL	QLCD	RESULT	VQL	QLCD
CARBON DISULFIDE		1.1	U		1.5	U		0.56	U		0.54	U	
CARBON TETRACHLORIDE		0.9	U		1.2	U		0.47	U		0.45	U	
CHLOROBENZENE		0.81	U		1.1	U		0.42	U		0.4	U	
CHLORODIBROMOMETHANE		1.3	U		1.8	U		0.7	U		0.67	U	
CHLOROETHANE		2.1	U		2.8	U		1.1	U		1.1	U	
CHLOROFORM		0.71	U		0.96	U		0.37	U		0.36	U	
CHLOROMETHANE		1	U		1.4	U		0.53	U		0.5	U	
CIS-1,2-DICHLOROETHENE		0.88	U		1.2	U		0.46	U		0.44	U	
CIS-1,3-DICHLOROPROPENE		0.83	U		1.1	U		0.44	U		0.42	U	
DIBROMOMETHANE		1.5	U		2.1	U		0.81	U		0.77	U	
DICHLORODIFLUOROMETHANE		1.2	U		1.6	U		0.64	U		0.61	U	
DIISOPROPYL ETHER		3.7	U		4.9	U		1.9	U		1.8	U	
ETHYL TERT-BUTYL ETHER		0.54	U		0.73	U		0.28	U		0.27	U	
ETHYLBENZENE		0.63	U		0.86	U		0.33	U		0.32	U	
HEXACHLOROBUTADIENE		2.9	U		4	U		1.5	U		1.5	U	
ISOPROPYLBENZENE		0.39	U		0.53	U		0.21	U		0.2	U	
M+P-XYLENES		2.9	U		4	U		1.5	U		1.5	U	
METHYL TERT-BUTYL ETHER		1	U		1.4	U		0.55	U		0.53	U	
METHYLENE CHLORIDE		6.5	B	A	17	B	A	2.7	B	A	1.8	B	A
NAPHTHALENE		0.46	U		4.8	B	A	0.24	U		0.23	U	
N-BUTYLBENZENE		0.56	U		0.76	U		0.29	U		0.28	U	
N-PROPYLBENZENE		0.98	U		1.3	U		0.51	U		0.49	U	
O-XYLENE		0.85	U		1.2	U		0.45	U		0.43	U	
SEC-BUTYLBENZENE		0.44	U		0.59	U		0.23	U		0.22	U	
STYRENE		0.37	U		0.49	U		0.19	U		0.18	U	
TERT-AMYL METHYL ETHER		0.9	U		1.2	U		0.47	U		0.45	U	
TERT-BUTYLBENZENE		0.71	U		0.96	U		0.37	U		0.36	U	
TERTIARY-BUTYL ALCOHOL		19	UR	C	25	UR	C	9.7	UR	C	9.3	UR	C
TETRACHLOROETHENE		1.3	U		1.7	U		0.67	U		0.64	U	
TOLUENE		0.66	U		0.89	U		0.35	U		0.33	U	
TRANS-1,2-DICHLOROETHENE		1	U		1.4	U		0.53	U		0.5	U	
TRANS-1,3-DICHLOROPROPENE		1.3	U		1.8	U		0.69	U		0.66	U	
TRICHLOROETHENE		1	U		1.4	U		0.54	U		0.51	U	
TRICHLOROFLUOROMETHANE		0.83	U		1.1	U		0.44	U		0.42	U	
VINYL ACETATE		0.61	U		0.82	U		0.32	U		0.31	U	
VINYL CHLORIDE		0.95	U		1.3	U		0.5	U		0.48	U	

PROJ_NO: 02371	NSAMPLE	SD-12-SS			SD-13-01			SD-13-02			SD-13-SS		
SDG: C9J020291	LAB_ID	C9J020291030			C9J020291028			C9J020291029			C9J020291027		
FRACTION: OV	SAMP_DATE	9/30/2009			9/30/2009			9/30/2009			9/30/2009		
MEDIA: SEDIMENT	QC_TYPE	NM			NM			NM			NM		
	UNITS	UG/KG			UG/KG			UG/KG			UG/KG		
	PCT_SOLIDS	83.0			35.0			34.0			35.0		
	DUP_OF												
PARAMETER	RESULT	VQL	QLCD	RESULT	VQL	QLCD	RESULT	VQL	QLCD	RESULT	VQL	QLCD
CARBON DISULFIDE	0.53	U		6.4	J	P	5.1	J	P	3.4	J	P
CARBON TETRACHLORIDE	0.44	U		1.1	U		1.1	U		1.1	U	
CHLOROBENZENE	0.4	U		0.96	U		0.98	U		0.94	U	
CHLORODIBROMOMETHANE	0.66	U		1.6	U		1.6	U		1.6	U	
CHLOROETHANE	1	U		2.5	U		2.6	U		2.4	U	
CHLOROFORM	0.35	U		0.84	U		0.86	U		0.82	U	
CHLOROMETHANE	0.49	U		1.2	U		1.2	U		1.2	U	
CIS-1,2-DICHLOROETHENE	0.43	U		1	U		1.1	U		1	U	
CIS-1,3-DICHLOROPROPENE	0.41	U		0.98	U		1	U		0.97	U	
DIBROMOMETHANE	0.76	U		1.8	U		1.9	U		1.8	U	
DICHLORODIFLUOROMETHANE	0.6	U		1.4	U		1.5	U		1.4	U	
DIISOPROPYL ETHER	1.8	U		4.3	U		4.5	U		4.3	U	
ETHYL TERT-BUTYL ETHER	0.26	U		0.64	U		0.66	U		0.62	U	
ETHYLBENZENE	0.31	U		0.75	U		0.77	U		0.74	U	
HEXACHLOROBUTADIENE	1.4	U		3.5	U		3.6	U		3.4	U	
ISOPROPYLBENZENE	0.19	U		0.46	U		0.48	U		0.45	U	
M+P-XYLENES	1.4	U		3.5	U		3.6	U		3.4	U	
METHYL TERT-BUTYL ETHER	0.52	U		1.4	J	P	1.3	U		1.2	U	
METHYLENE CHLORIDE	1.1	B	A	2.1	B	A	2	U		1.9	U	
NAPHTHALENE	0.23	U		0.55	U		0.57	U		0.54	U	
N-BUTYLBENZENE	0.28	U		0.67	U		0.69	U		0.65	U	
N-PROPYLBENZENE	0.48	U		1.2	U		1.2	U		1.1	U	
O-XYLENE	0.42	U		1	U		1	U		0.99	U	
SEC-BUTYLBENZENE	0.22	U		0.52	U		0.54	U		0.51	U	
STYRENE	0.18	U		0.43	U		0.45	U		0.43	U	
TERT-AMYL METHYL ETHER	0.44	U		1.1	U		1.1	U		1.1	U	
TERT-BUTYLBENZENE	0.35	U		0.84	U		0.86	U		0.82	U	
TERTIARY-BUTYL ALCOHOL	9.1	UR	C	22	UR	C	23	UR	C	22	UR	C
TETRACHLOROETHENE	0.62	U		1.5	U		1.5	U		1.5	U	
TOLUENE	0.32	U		0.78	U		0.8	U		0.77	U	
TRANS-1,2-DICHLOROETHENE	0.49	U		1.2	U		1.2	U		1.2	U	
TRANS-1,3-DICHLOROPROPENE	0.65	U		1.6	U		1.6	U		1.5	U	
TRICHLOROETHENE	0.5	U		1.2	U		1.3	U		1.2	U	
TRICHLOROFLUOROMETHANE	0.41	U		0.98	U		1	U		0.97	U	
VINYL ACETATE	0.3	U		0.72	U		0.74	U		0.71	U	
VINYL CHLORIDE	0.47	U		1.1	U		1.2	U		1.1	U	

PROJ_NO: 02371 SDG: C9J020291 FRACTION: OV MEDIA: SEDIMENT	NSAMPLE	SD-14-01			SD-14-02			SD-14-SS			SD-15-01		
	LAB_ID	C9J020291046			C9J020291047			C9J020291045			C9J020291044		
	SAMP_DATE	10/1/2009			10/1/2009			10/1/2009			10/1/2009		
	QC_TYPE	NM			NM			NM			NM		
	UNITS	UG/KG			UG/KG			UG/KG			UG/KG		
	PCT_SOLIDS	80.0			84.0			68.0			76.0		
	DUP_OF												
PARAMETER		RESULT	VQL	QLCD	RESULT	VQL	QLCD	RESULT	VQL	QLCD	RESULT	VQL	QLCD
CARBON DISULFIDE		0.55	U		0.52	U		0.88	J	P	0.58	U	
CARBON TETRACHLORIDE		0.46	U		0.44	U		0.55	U		0.49	U	
CHLOROBENZENE		0.41	U		0.39	U		0.49	U		0.43	U	
CHLORODIBROMOMETHANE		0.69	U		0.65	U		0.81	U		0.72	U	
CHLOROETHANE		1.1	U		1	U		1.3	U		1.1	U	
CHLOROFORM		0.36	U		0.35	U		0.43	U		0.38	U	
CHLOROMETHANE		0.51	U		0.49	U		0.6	U		0.54	U	
CIS-1,2-DICHLOROETHENE		0.45	U		0.43	U		0.53	U		0.47	U	
CIS-1,3-DICHLOROPROPENE		0.42	U		0.4	U		0.5	U		0.45	U	
DIBROMOMETHANE		0.79	U		0.75	U		0.93	U		0.83	U	
DICHLORODIFLUOROMETHANE		2.3	B	A	3.3	B	A	3	B	A	0.66	U	
DIISOPROPYL ETHER		1.9	U		1.8	U		2.2	U		2	U	
ETHYL TERT-BUTYL ETHER		0.27	U		0.26	U		0.32	U		0.29	U	
ETHYLBENZENE		0.32	U		0.31	U		0.38	U		0.34	U	
HEXACHLOROBUTADIENE		1.5	U		1.4	U		1.8	U		1.6	U	
ISOPROPYLBENZENE		0.2	U		0.19	U		0.24	U		0.21	U	
M+P-XYLENES		1.5	U		1.4	U		1.8	U		1.6	U	
METHYL TERT-BUTYL ETHER		0.54	U		0.51	U		0.63	U		0.56	U	
METHYLENE CHLORIDE		28	B	A	28	B	A	31	B	A	12	B	A
NAPHTHALENE		1.1	B	A	1	B	A	1.3	B	A	0.25	U	
N-BUTYLBENZENE		0.29	U		0.27	U		0.34	U		0.3	U	
N-PROPYLBENZENE		0.5	U		0.48	U		0.59	U		0.52	U	
O-XYLENE		0.44	U		0.42	U		0.52	U		0.46	U	
SEC-BUTYLBENZENE		0.22	U		0.21	U		0.27	U		0.24	U	
STYRENE		0.19	U		0.18	U		0.22	U		0.2	U	
TERT-AMYL METHYL ETHER		0.46	U		0.44	U		0.55	U		0.49	U	
TERT-BUTYLBENZENE		0.36	U		0.35	U		0.43	U		0.38	U	
TERTIARY-BUTYL ALCOHOL		9.5	UR	C	9	UR	C	11	UR	C	10	UR	C
TETRACHLOROETHENE		0.65	U		0.62	U		0.77	U		0.68	U	
TOLUENE		0.34	U		0.32	U		0.4	U		0.35	U	
TRANS-1,2-DICHLOROETHENE		0.51	U		0.49	U		0.6	U		0.54	U	
TRANS-1,3-DICHLOROPROPENE		0.67	U		0.64	U		0.8	U		0.71	U	
TRICHLOROETHENE		0.52	U		0.5	U		0.62	U		0.55	U	
TRICHLOROFLUOROMETHANE		0.42	UJ	C	0.4	UJ	C	0.5	UJ	C	0.45	U	
VINYL ACETATE		0.31	U		0.3	U		0.37	U		0.33	U	
VINYL CHLORIDE		0.49	U		0.46	U		0.58	U		0.51	U	

PROJ_NO: 02371 SDG: C9J020291 FRACTION: OV MEDIA: SEDIMENT	NSAMPLE	SD-15-SS			SD-4-01			SD-4-02			SD-4-SS		
	LAB_ID	C9J020291043			C9J020291012			C9J020291013			C9J020291011		
	SAMP_DATE	10/1/2009			9/29/2009			9/29/2009			9/29/2009		
	QC_TYPE	NM			NM			NM			NM		
	UNITS	UG/KG			UG/KG			UG/KG			UG/KG		
	PCT_SOLIDS	80.0			31.0			34.0			30.0		
	DUP_OF												
PARAMETER		RESULT	VQL	QLCD	RESULT	VQL	QLCD	RESULT	VQL	QLCD	RESULT	VQL	QLCD
CARBON DISULFIDE		0.55	U		1.4	U		2.4	J	P	1.5	U	
CARBON TETRACHLORIDE		0.46	U		1.2	U		1.1	U		1.2	U	
CHLOROBENZENE		0.41	U		1.1	U		0.98	U		1.1	U	
CHLORODIBROMOMETHANE		0.69	U		1.8	U		1.6	U		1.8	U	
CHLOROETHANE		1.1	U		2.8	U		2.5	U		2.8	U	
CHLOROFORM		0.36	U		0.94	U		0.86	U		0.96	U	
CHLOROMETHANE		0.52	U		1.3	U		1.2	U		1.4	U	
CIS-1,2-DICHLOROETHENE		0.45	U		1.2	U		1.1	U		1.2	U	
CIS-1,3-DICHLOROPROPENE		0.43	U		1.1	U		1	U		1.1	U	
DIBROMOMETHANE		0.79	U		2	U		1.9	U		2.1	U	
DICHLORODIFLUOROMETHANE		0.63	U		1.6	U		1.5	U		1.7	U	
DIISOPROPYL ETHER		1.9	U		4.9	U		4.4	U		5	U	
ETHYL TERT-BUTYL ETHER		0.28	U		0.71	U		0.65	U		0.73	U	
ETHYLBENZENE		0.33	U		0.84	U		0.77	U		0.86	U	
HEXACHLOROBUTADIENE		1.5	U		3.9	U		3.6	U		4	U	
ISOPROPYLBENZENE		0.2	U		0.52	U		0.47	U		0.53	U	
M+P-XYLENES		1.5	U		3.9	U		3.6	U		4	U	
METHYL TERT-BUTYL ETHER		0.54	U		1.4	U		1.3	U		1.4	U	
METHYLENE CHLORIDE		13	B	A	2.2	U		2	U		2.2	U	
NAPHTHALENE		0.24	U		0.62	U		0.56	U		0.63	U	
N-BUTYLBENZENE		0.29	U		0.75	U		0.68	U		0.76	U	
N-PROPYLBENZENE		0.5	U		1.3	U		1.2	U		1.3	U	
O-XYLENE		0.44	U		1.1	U		1	U		1.2	U	
SEC-BUTYLBENZENE		0.23	U		0.58	U		0.53	U		0.6	U	
STYRENE		0.19	U		0.49	U		0.44	U		0.5	U	
TERT-AMYL METHYL ETHER		0.46	U		1.2	U		1.1	U		1.2	U	
TERT-BUTYLBENZENE		0.36	U		0.94	U		0.86	U		0.96	U	
TERTIARY-BUTYL ALCOHOL		9.6	UR	C	25	UR	C	23	UR	C	25	UR	C
TETRACHLOROETHENE		0.65	U		1.7	U		1.5	U		1.7	U	
TOLUENE		0.34	U		0.88	U		0.8	U		0.89	U	
TRANS-1,2-DICHLOROETHENE		0.52	U		1.3	U		1.2	U		1.4	U	
TRANS-1,3-DICHLOROPROPENE		0.68	U		1.8	U		1.6	U		1.8	U	
TRICHLOROETHENE		0.53	U		1.4	U		1.2	U		1.4	U	
TRICHLOROFLUOROMETHANE		0.43	U		1.1	U		1	U		1.1	U	
VINYL ACETATE		0.31	U		0.81	U		0.74	U		0.83	U	
VINYL CHLORIDE		0.49	U		1.3	U		1.2	U		1.3	U	

PROJ_NO: 02371 SDG: C9J020291 FRACTION: OS MEDIA: SEDIMENT	NSAMPLE	SD-01-01DL			SD-01-02DL			SD-01-SSDL			SD-02-01DL		
	LAB_ID	C9J020291018			C9J020291019			C9J020291017			C9J020291008		
	SAMP_DATE	9/29/2009			9/29/2009			9/29/2009			9/30/2009		
	QC_TYPE	NM			NM			NM			NM		
	UNITS	UG/KG			UG/KG			UG/KG			UG/KG		
	PCT_SOLIDS	52.0			51.0			48.0			66.0		
	DUP_OF												

PARAMETER	RESULT	VQL	QLCD	RESULT	VQL	QLCD	RESULT	VQL	QLCD	RESULT	VQL	QLCD
1,2,4-TRICHLOROBENZENE	8	U		41	U		17	U		13	U	
1,2-DICHLOROBENZENE	12	U		60	U		25	U		18	U	
1,2-DIPHENYLHYDRAZINE	13	U		67	U		28	U		21	U	
1,3-DICHLOROBENZENE	11	U		54	U		23	U		17	U	
1,4-DICHLOROBENZENE	16	U		83	U		35	U		26	U	
1,4-DIOXANE	15	U		78	U		33	U		24	U	
1-METHYLNAPHTHALENE	9.6	U		49	U		21	U		15	U	
2,2'-OXYBIS(1-CHLOROPROPANE)	14	U		71	U		30	U		22	U	
2,4,5-TRICHLOROPHENOL	7.9	U		40	U		17	U		12	U	
2,4,6-TRICHLOROPHENOL	16	U		80	U		34	U		25	U	
2,4-DICHLOROPHENOL	13	U		66	U		28	U		20	U	
2,4-DIMETHYLPHENOL	13	U		68	U		29	U		21	U	
2,4-DINITROPHENOL	100	U		520	U		220	U		160	U	
2,4-DINITROTOLUENE	15	U		76	U		32	U		23	U	
2,6-DINITROTOLUENE	16	U		83	U		35	U		25	U	
2-CHLORONAPHTHALENE	8.6	U		44	U		18	U		13	U	
2-CHLOROPHENOL	9.8	U		50	U		21	U		15	U	
2-METHYLNAPHTHALENE	13	U		64	U		27	U		20	U	
2-METHYLPHENOL	12	U		60	U		25	U		18	U	
2-NITROANILINE	20	U		99	U		42	U		30	U	
2-NITROPHENOL	12	U		62	U		26	U		19	U	
3&4-METHYLPHENOL	14	U		71	U		30	U		22	U	
3,3'-DICHLOROBENZIDINE	60	U		310	U		130	U		94	U	
3-NITROANILINE	10	U		53	U		22	U		16	U	
4,6-DINITRO-2-METHYLPHENOL	310	U		1600	U		660	U		480	U	
4-BROMOPHENYL PHENYL ETHER	14	U		69	U		29	U		21	U	
4-CHLORO-3-METHYLPHENOL	9.5	U		48	U		20	U		15	U	
4-CHLOROANILINE	9.8	U		50	U		21	U		15	U	
4-CHLOROPHENYL PHENYL ETHER	14	U		71	U		30	U		22	U	
4-METHYLPHENOL	14	U		71	U		30	U		22	U	
4-NITROANILINE	16	U		79	U		33	U		24	U	
4-NITROPHENOL	190	U		950	U		400	U		290	U	
ACENAPHTHENE	10	U		52	U		22	U		16	U	
ACENAPHTHYLENE	13	U		64	U		27	U		20	U	
ANILINE	14	U		71	U		30	U		22	U	
ANTHRACENE	31	J	P	57	U		24	U		17	U	

PROJ_NO: 02371 SDG: C9J020291 FRACTION: OS MEDIA: SEDIMENT	NSAMPLE	SD-02-02DL			SD-02-SSDL			SD-03-01-DDL			SD-03-01DL		
	LAB_ID	C9J020291009			C9J020291007			C9J020291022			C9J020291021		
	SAMP_DATE	9/30/2009			9/30/2009			9/30/2009			9/30/2009		
	QC_TYPE	NM			NM			NM			NM		
	UNITS	UG/KG			UG/KG			UG/KG			UG/KG		
	PCT_SOLIDS	68.0			62.0			73.0			73.0		
	DUP_OF							SD-03-01					
PARAMETER		RESULT	VQL	QLCD	RESULT	VQL	QLCD	RESULT	VQL	QLCD	RESULT	VQL	QLCD
1,2,4-TRICHLOROBENZENE		6.2	U		20	U		5.8	U		5.8	U	
1,2-DICHLOROBENZENE		9.1	U		30	U		8.5	U		8.4	U	
1,2-DIPHENYLHYDRAZINE		10	U		34	U		9.6	U		9.5	U	
1,3-DICHLOROBENZENE		8.3	U		27	U		7.7	U		7.7	U	
1,4-DICHLOROBENZENE		13	U		42	U		12	U		12	U	
1,4-DIOXANE		12	U		39	U		11	U		11	U	
1-METHYLNAPHTHALENE		7.4	U		24	U		6.9	U		6.9	U	
2,2'-OXYBIS(1-CHLOROPROPANE)		11	U		35	U		10	U		10	U	
2,4,5-TRICHLOROPHENOL		6.1	U		20	U		5.7	U		5.6	U	
2,4,6-TRICHLOROPHENOL		12	U		40	U		11	U		11	U	
2,4-DICHLOROPHENOL		10	U		33	U		9.3	U		9.3	U	
2,4-DIMETHYLPHENOL		10	U		34	U		9.7	U		9.6	U	
2,4-DINITROPHENOL		79	U		260	U		74	U		73	U	
2,4-DINITROTOLUENE		12	U		38	U		11	U		11	U	
2,6-DINITROTOLUENE		13	U		41	U		12	U		12	U	
2-CHLORONAPHTHALENE		6.6	U		22	U		6.2	U		6.2	U	
2-CHLOROPHENOL		7.6	U		25	U		7.1	U		7	U	
2-METHYLNAPHTHALENE		9.7	U		32	U		9	U		9	U	
2-METHYLPHENOL		9.1	U		30	U		8.5	U		8.4	U	
2-NITROANILINE		15	U		50	U		14	U		14	U	
2-NITROPHENOL		9.4	U		31	U		8.8	U		8.7	U	
3&4-METHYLPHENOL		11	U		35	U		10	U		10	U	
3,3'-DICHLOROBENZIDINE		46	U		150	U		43	U		43	U	
3-NITROANILINE		8	U		26	U		7.5	U		7.5	U	
4,6-DINITRO-2-METHYLPHENOL		240	U		780	U		220	U		220	U	
4-BROMOPHENYL PHENYL ETHER		10	U		34	U		9.8	U		9.7	U	
4-CHLORO-3-METHYLPHENOL		7.3	U		24	U		6.9	U		6.8	U	
4-CHLOROANILINE		7.6	U		25	U		7.1	U		7.1	U	
4-CHLOROPHENYL PHENYL ETHER		11	U		36	U		10	U		10	U	
4-METHYLPHENOL		11	U		35	U		10	U		10	U	
4-NITROANILINE		12	U		40	U		11	U		11	U	
4-NITROPHENOL		140	U		480	U		140	U		130	U	
ACENAPHTHENE		7.9	U		490			7.4	U		7.3	U	
ACENAPHTHYLENE		9.8	U		32	U		9.2	U		9.1	U	
ANILINE		11	U		35	U		10	U		10	U	
ANTHRACENE		8.6	U		3100			8.1	U		8	U	

PROJ_NO: 02371 SDG: C9J020291 FRACTION: OS MEDIA: SEDIMENT	NSAMPLE	SD-03-02DL			SD-03-SSDL			SD-05-01DL			SD-05-02DL		
	LAB_ID	C9J020291023			C9J020291010			C9J020291015			C9J020291016		
	SAMP_DATE	9/30/2009			9/30/2009			9/29/2009			9/29/2009		
	QC_TYPE	NM			NM			NM			NM		
	UNITS	UG/KG			UG/KG			UG/KG			UG/KG		
	PCT_SOLIDS	84.0			74.0			47.0			46.0		
	DUP_OF												
PARAMETER		RESULT	VQL	QLCD	RESULT	VQL	QLCD	RESULT	VQL	QLCD	RESULT	VQL	QLCD
1,2,4-TRICHLOROBENZENE		4.9	U		28	U		9	U		18	U	
1,2-DICHLOROBENZENE		7.2	U		42	U		26	J	P	26	U	
1,2-DIPHENYLHYDRAZINE		8.1	U		47	U		15	U		30	U	
1,3-DICHLOROBENZENE		6.5	U		38	U		12	U		24	U	
1,4-DICHLOROBENZENE		10	U		58	U		18	U		37	U	
1,4-DIOXANE		9.4	U		55	U		17	U		180		
1-METHYLNAPHTHALENE		5.9	U		34	U		11	U		22	U	
2,2'-OXYBIS(1-CHLOROPROPANE)		8.5	U		49	U		16	U		31	U	
2,4,5-TRICHLOROPHENOL		4.8	U		28	U		8.8	U		18	U	
2,4,6-TRICHLOROPHENOL		9.7	U		56	U		18	U		36	U	
2,4-DICHLOROPHENOL		7.9	U		46	U		14	U		29	U	
2,4-DIMETHYLPHENOL		8.1	U		47	U		15	U		30	U	
2,4-DINITROPHENOL		62	U		360	U		110	U		230	U	
2,4-DINITROTOLUENE		9.1	U		53	U		17	U		33	U	
2,6-DINITROTOLUENE		9.9	U		58	U		18	U		36	U	
2-CHLORONAPHTHALENE		5.2	U		31	U		9.6	U		19	U	
2-CHLOROPHENOL		6	U		35	U		11	U		22	U	
2-METHYLNAPHTHALENE		7.6	U		44	U		14	U		28	U	
2-METHYLPHENOL		7.2	U		42	U		13	U		26	U	
2-NITROANILINE		12	U		69	U		22	U		44	U	
2-NITROPHENOL		7.4	U		43	U		14	U		27	U	
3&4-METHYLPHENOL		8.5	U		50	U		16	U		31	U	
3,3'-DICHLOROBENZIDINE		37	U		210	U		67	U		130	U	
3-NITROANILINE		6.3	U		37	U		12	U		23	U	
4,6-DINITRO-2-METHYLPHENOL		190	U		1100	U		340	U		690	U	
4-BROMOPHENYL PHENYL ETHER		8.3	U		48	U		15	U		30	U	
4-CHLORO-3-METHYLPHENOL		5.8	U		34	U		11	U		21	U	
4-CHLOROANILINE		6	U		35	U		11	U		22	U	
4-CHLOROPHENYL PHENYL ETHER		8.6	U		50	U		16	U		32	U	
4-METHYLPHENOL		8.5	U		50	U		16	U		31	U	
4-NITROANILINE		9.5	U		55	U		17	U		35	U	
4-NITROPHENOL		110	U		670	U		210	U		420	U	
ACENAPHTHENE		6.2	U		36	U		11	U		23	U	
ACENAPHTHYLENE		7.7	U		45	U		14	U		28	U	
ANILINE		8.5	U		49	U		16	U		31	U	
ANTHRACENE		6.8	U		73	J	P	13	U		25	U	

PROJ_NO: 02371 SDG: C9J020291 FRACTION: OS MEDIA: SEDIMENT	NSAMPLE	SD-05-SS			SD-05-SS-D			SD-06-01			SD-06-02		
	LAB_ID	C9J020291014			C9J020291048			C9J020291037			C9J020291038		
	SAMP_DATE	9/29/2009			9/29/2009			9/30/2009			9/30/2009		
	QC_TYPE	NM			NM			NM			NM		
	UNITS	UG/KG			UG/KG			UG/KG			UG/KG		
	PCT_SOLIDS	38.0			38.0			33.0			35.0		
	DUP_OF				SD-05-SS								
PARAMETER		RESULT	VQL	QLCD	RESULT	VQL	QLCD	RESULT	VQL	QLCD	RESULT	VQL	QLCD
1,2,4-TRICHLOROBENZENE		22	U		22	U		25	U		24	U	
1,2-DICHLOROBENZENE		33	U		32	U		37	U		35	U	
1,2-DIPHENYLHYDRAZINE		37	U		37	U		42	U		40	U	
1,3-DICHLOROBENZENE		30	U		29	U		34	U		32	U	
1,4-DICHLOROBENZENE		46	U		45	U		51	U		49	U	
1,4-DIOXANE		43	U		120	J	P	320			46	U	
1-METHYLNAPHTHALENE		27	U		27	U		30	U		29	U	
2,2'-OXYBIS(1-CHLOROPROPANE)		39	U		38	U		44	U		42	U	
2,4,5-TRICHLOROPHENOL		22	U		22	U		25	U		24	U	
2,4,6-TRICHLOROPHENOL		44	U		44	U		50	U		48	U	
2,4-DICHLOROPHENOL		36	U		36	U		41	U		39	U	
2,4-DIMETHYLPHENOL		37	U		37	U		42	U		40	U	
2,4-DINITROPHENOL		290	U		280	U		320	U		310	U	
2,4-DINITROTOLUENE		42	U		41	U		47	U		45	U	
2,6-DINITROTOLUENE		45	U		45	U		51	U		49	U	
2-CHLORONAPHTHALENE		24	U		24	U		27	U		26	U	
2-CHLOROPHENOL		27	U		27	U		31	U		29	U	
2-METHYLNAPHTHALENE		35	U		35	U		67	J	P	38	U	
2-METHYLPHENOL		33	U		32	U		37	U		35	U	
2-NITROANILINE		54	U		54	U		61	U		59	U	
2-NITROPHENOL		34	U		33	U		38	U		37	U	
3&4-METHYLPHENOL		39	U		39	U		44	U		42	U	
3,3'-DICHLOROBENZIDINE		170	U		170	U		190	U		180	U	
3-NITROANILINE		29	U		29	U		33	U		31	U	
4,6-DINITRO-2-METHYLPHENOL		850	U		840	U		960	U		920	U	
4-BROMOPHENYL PHENYL ETHER		38	U		37	U		43	U		41	U	
4-CHLORO-3-METHYLPHENOL		26	U		26	U		30	U		29	U	
4-CHLOROANILINE		27	U		27	U		31	U		30	U	
4-CHLOROPHENYL PHENYL ETHER		39	U		39	U		44	U		42	U	
4-METHYLPHENOL		39	U		39	U		44	U		42	U	
4-NITROANILINE		43	U		43	U		49	U		47	U	
4-NITROPHENOL		520	U		520	U		590	U		560	U	
ACENAPHTHENE		29	U		28	U		32	U		31	U	
ACENAPHTHYLENE		36	J	P	38	J	P	48	J	P	38	U	
ANILINE		39	U		38	U		44	U		42	U	
ANTHRACENE		47	J	P	51	J	P	74	J	P	37	J	P

PROJ_NO: 02371	NSAMPLE	SD-06-SSDL			SD-07-01DL			SD-07-02			SD-07-SS		
SDG: C9J020291	LAB_ID	C9J020291036			C9J020291001			C9J020291002			C9J020291020		
FRACTION: OS	SAMP_DATE	9/30/2009			9/29/2009			9/29/2009			9/29/2009		
MEDIA: SEDIMENT	QC_TYPE	NM			NM			NM			NM		
	UNITS	UG/KG			UG/KG			UG/KG			UG/KG		
	PCT_SOLIDS	31.0			48.0			52.0			49.0		
	DUP_OF												
PARAMETER		RESULT	VQL	QLCD	RESULT	VQL	QLCD	RESULT	VQL	QLCD	RESULT	VQL	QLCD
1,2,4-TRICHLOROBENZENE		27	U		17	U		16	U		17	U	
1,2-DICHLOROBENZENE		40	U		26	U		24	U		25	U	
1,2-DIPHENYLHYDRAZINE		45	U		29	U		27	U		28	U	
1,3-DICHLOROBENZENE		36	U		23	U		22	U		23	U	
1,4-DICHLOROBENZENE		55	U		36	U		33	U		35	U	
1,4-DIOXANE		52	U		34	U		31	U		220		
1-METHYLNAPHTHALENE		32	U		21	U		19	U		20	U	
2,2'-OXYBIS(1-CHLOROPROPANE)		47	U		30	U		28	U		30	U	
2,4,5-TRICHLOROPHENOL		26	U		17	U		16	U		17	U	
2,4,6-TRICHLOROPHENOL		53	U		34	U		32	U		34	U	
2,4-DICHLOROPHENOL		44	U		28	U		26	U		27	U	
2,4-DIMETHYLPHENOL		45	U		29	U		27	U		28	U	
2,4-DINITROPHENOL		340	U		220	U		210	U		220	U	
2,4-DINITROTOLUENE		50	U		32	U		30	U		32	U	
2,6-DINITROTOLUENE		55	U		35	U		33	U		34	U	
2-CHLORONAPHTHALENE		29	U		19	U		17	U		18	U	
2-CHLOROPHENOL		33	U		21	U		20	U		21	U	
2-METHYLNAPHTHALENE		42	U		27	U		25	U		27	U	
2-METHYLPHENOL		40	U		26	U		24	U		25	U	
2-NITROANILINE		66	U		42	U		39	U		41	U	
2-NITROPHENOL		41	U		26	U		24	U		26	U	
3&4-METHYLPHENOL		47	U		30	U		28	U		30	U	
3,3'-DICHLOROBENZIDINE		200	U		130	U		120	U		130	U	
3-NITROANILINE		35	U		23	U		21	U		22	U	
4,6-DINITRO-2-METHYLPHENOL		1000	U		670	U		620	U		650	U	
4-BROMOPHENYL PHENYL ETHER		46	U		29	U		27	U		29	U	
4-CHLORO-3-METHYLPHENOL		32	U		21	U		19	U		20	U	
4-CHLOROANILINE		33	U		21	U		20	U		21	U	
4-CHLOROPHENYL PHENYL ETHER		47	U		31	U		28	U		30	U	
4-METHYLPHENOL		47	U		30	U		28	U		30	U	
4-NITROANILINE		52	U		34	U		31	U		33	U	
4-NITROPHENOL		630	U		410	U		380	U		400	U	
ACENAPHTHENE		34	U		22	U		21	U		22	U	
ACENAPHTHYLENE		47	J	P	28	U		26	U		27	U	
ANILINE		47	U		30	U		28	U		30	U	
ANTHRACENE		63	J	P	24	U		23	U		24	U	

PROJ_NO: 02371 SDG: C9J020291 FRACTION: OS MEDIA: SEDIMENT	NSAMPLE	SD-08-01			SD-08-02			SD-08-02-DDL			SD-08-SSDL		
	LAB_ID	C9J020291004			C9J020291005			C9J020291006			C9J020291003		
	SAMP_DATE	9/30/2009			9/30/2009			9/30/2009			9/30/2009		
	QC_TYPE	NM			NM			NM			NM		
	UNITS	UG/KG			UG/KG			UG/KG			UG/KG		
	PCT_SOLIDS	46.0			50.0			56.0			46.0		
	DUP_OF							SD-08-02					
PARAMETER		RESULT	VQL	QLCD	RESULT	VQL	QLCD	RESULT	VQL	QLCD	RESULT	VQL	QLCD
1,2,4-TRICHLOROBENZENE		18	U		17	U		22	U		27	U	
1,2-DICHLOROBENZENE		27	U		24	U		33	U		40	U	
1,2-DIPHENYLHYDRAZINE		30	U		28	U		37	U		45	U	
1,3-DICHLOROBENZENE		24	U		22	U		30	U		36	U	
1,4-DICHLOROBENZENE		37	U		34	U		46	U		55	U	
1,4-DIOXANE		35	U		32	U		43	U		52	U	
1-METHYLNAPHTHALENE		22	U		20	U		27	U		32	U	
2,2'-OXYBIS(1-CHLOROPROPANE)		32	U		29	U		39	U		47	U	
2,4,5-TRICHLOROPHENOL		18	U		16	U		22	U		26	U	
2,4,6-TRICHLOROPHENOL		36	U		33	U		44	U		53	U	
2,4-DICHLOROPHENOL		29	U		27	U		36	U		44	U	
2,4-DIMETHYLPHENOL		30	U		28	U		37	U		45	U	
2,4-DINITROPHENOL		230	U		210	U		290	U		350	U	
2,4-DINITROTOLUENE		34	U		31	U		42	U		50	U	
2,6-DINITROTOLUENE		37	U		34	U		45	U		55	U	
2-CHLORONAPHTHALENE		19	U		18	U		24	U		29	U	
2-CHLOROPHENOL		22	U		20	U		27	U		33	U	
2-METHYLNAPHTHALENE		28	U		39	J	P	35	U		42	U	
2-METHYLPHENOL		27	U		24	U		33	U		40	U	
2-NITROANILINE		44	U		40	U		54	U		66	U	
2-NITROPHENOL		28	U		25	U		34	U		41	U	
3&4-METHYLPHENOL		32	U		29	U		39	U		47	U	
3,3'-DICHLOROBENZIDINE		140	U		120	U		170	U		200	U	
3-NITROANILINE		24	U		22	U		29	U		35	U	
4,6-DINITRO-2-METHYLPHENOL		690	U		640	U		850	U		1000	U	
4-BROMOPHENYL PHENYL ETHER		31	U		220	J	P	38	U		46	U	
4-CHLORO-3-METHYLPHENOL		22	U		20	U		26	U		32	U	
4-CHLOROANILINE		22	U		20	U		27	U		33	U	
4-CHLOROPHENYL PHENYL ETHER		32	U		29	U		39	U		47	U	
4-METHYLPHENOL		32	U		29	U		39	U		47	U	
4-NITROANILINE		35	U		32	U		43	U		53	U	
4-NITROPHENOL		430	U		390	U		520	U		630	U	
ACENAPHTHENE		23	U		21	U		28	U		34	U	
ACENAPHTHYLENE		29	U		26	U		35	U		43	U	
ANILINE		32	U		29	U		39	U		47	U	
ANTHRACENE		25	U		36	J	P	31	U		38	U	

PROJ_NO: 02371	NSAMPLE	SD-09-01			SD-09-02			SD-09-SS			SD-09-SS-D		
SDG: C9J020291	LAB_ID	C9J020291040			C9J020291041			C9J020291039			C9J020291042		
FRACTION: OS	SAMP_DATE	10/1/2009			10/1/2009			10/1/2009			10/1/2009		
MEDIA: SEDIMENT	QC_TYPE	NM			NM			NM			NM		
	UNITS	UG/KG			UG/KG			UG/KG			UG/KG		
	PCT_SOLIDS	31.0			35.0			31.0			31.0		
	DUP_OF										SD-09-SS		
PARAMETER	RESULT	VQL	QLCD	RESULT	VQL	QLCD	RESULT	VQL	QLCD	RESULT	VQL	QLCD	
1,2,4-TRICHLOROBENZENE	27	U		24	U		27	U		27	U		
1,2-DICHLOROBENZENE	40	U		35	U		40	U		39	U		
1,2-DIPHENYLHYDRAZINE	45	U		40	U		45	U		44	U		
1,3-DICHLOROBENZENE	36	U		32	U		36	U		36	U		
1,4-DICHLOROBENZENE	55	U		49	U		55	U		55	U		
1,4-DIOXANE	470			46	U		410			51	U		
1-METHYLNAPHTHALENE	32	U		29	U		33	U		32	U		
2,2'-OXYBIS(1-CHLOROPROPANE)	47	U		42	U		47	U		46	U		
2,4,5-TRICHLOROPHENOL	26	U		23	U		27	U		26	U		
2,4,6-TRICHLOROPHENOL	53	U		47	U		54	U		53	U		
2,4-DICHLOROPHENOL	43	U		39	U		44	U		43	U		
2,4-DIMETHYLPHENOL	45	U		40	U		45	U		44	U		
2,4-DINITROPHENOL	340	U		310	U		350	U		340	U		
2,4-DINITROTOLUENE	50	U		45	U		50	U		50	U		
2,6-DINITROTOLUENE	55	U		49	U		55	U		54	U		
2-CHLORONAPHTHALENE	29	U		26	U		29	U		29	U		
2-CHLOROPHENOL	33	U		29	U		33	U		33	U		
2-METHYLNAPHTHALENE	67	J	P	82	J	P	42	U		42	U		
2-METHYLPHENOL	40	U		35	U		40	U		39	U		
2-NITROANILINE	66	U		58	U		66	U		65	U		
2-NITROPHENOL	41	U		36	U		41	U		40	U		
3&4-METHYLPHENOL	47	U		42	U		47	U		46	U		
3,3'-DICHLOROBENZIDINE	200	U		180	U		200	U		200	U		
3-NITROANILINE	35	U		31	U		35	U		35	U		
4,6-DINITRO-2-METHYLPHENOL	1000	U		920	U		1000	U		1000	U		
4-BROMOPHENYL PHENYL ETHER	46	U		40	U		46	U		45	U		
4-CHLORO-3-METHYLPHENOL	32	U		28	U		32	U		32	U		
4-CHLOROANILINE	33	U		29	U		33	U		33	U		
4-CHLOROPHENYL PHENYL ETHER	47	U		42	U		48	U		47	U		
4-METHYLPHENOL	47	U		42	U		47	U		46	U		
4-NITROANILINE	52	U		47	U		53	U		52	U		
4-NITROPHENOL	630	U		560	U		630	U		620	U		
ACENAPHTHENE	34	U		31	U		35	U		34	U		
ACENAPHTHYLENE	54	J	P	45	J	P	46	J	P	47	J	P	
ANILINE	47	U		42	U		47	U		46	U		
ANTHRACENE	76	J	P	64	J	P	64	J	P	66	J	P	

PROJ_NO: 02371 SDG: C9J020291 FRACTION: OS MEDIA: SEDIMENT	NSAMPLE	SD-10-01			SD-10-02			SD-10-SSDL			SD-11-01		
	LAB_ID	C9J020291025			C9J020291026			C9J020291024			C9J020291034		
	SAMP_DATE	9/30/2009			9/30/2009			9/30/2009			10/1/2009		
	QC_TYPE	NM			NM			NM			NM		
	UNITS	UG/KG			UG/KG			UG/KG			UG/KG		
	PCT_SOLIDS	48.0			32.0			37.0			34.0		
	DUP_OF												
PARAMETER		RESULT	VQL	QLCD	RESULT	VQL	QLCD	RESULT	VQL	QLCD	RESULT	VQL	QLCD
1,2,4-TRICHLOROBENZENE		17	U		26	U		46	U		25	U	
1,2-DICHLOROBENZENE		26	U		39	U		67	U		36	U	
1,2-DIPHENYLHYDRAZINE		29	U		44	U		76	U		41	U	
1,3-DICHLOROBENZENE		23	U		35	U		61	U		33	U	
1,4-DICHLOROBENZENE		36	U		54	U		94	U		50	U	
1,4-DIOXANE		34	U		51	U		88	U		310		
1-METHYLNAPHTHALENE		21	U		32	U		55	U		36	J	P
2,2'-OXYBIS(1-CHLOROPROPANE)		30	U		46	U		80	U		43	U	
2,4,5-TRICHLOROPHENOL		17	U		26	U		45	U		24	U	
2,4,6-TRICHLOROPHENOL		35	U		52	U		91	U		49	U	
2,4-DICHLOROPHENOL		28	U		42	U		74	U		40	U	
2,4-DIMETHYLPHENOL		29	U		44	U		77	U		41	U	
2,4-DINITROPHENOL		220	U		340	U		590	U		310	U	
2,4-DINITROTOLUENE		32	U		49	U		85	U		46	U	
2,6-DINITROTOLUENE		35	U		53	U		93	U		50	U	
2-CHLORONAPHTHALENE		19	U		28	U		49	U		26	U	
2-CHLOROPHENOL		21	U		32	U		56	U		30	U	
2-METHYLNAPHTHALENE		27	U		41	U		72	U		110	J	P
2-METHYLPHENOL		26	U		39	U		67	U		36	U	
2-NITROANILINE		43	U		64	U		110	U		60	U	
2-NITROPHENOL		26	U		40	U		70	U		37	U	
3&4-METHYLPHENOL		30	U		46	U		80	U		43	U	
3,3'-DICHLOROBENZIDINE		130	U		200	U		340	U		180	U	
3-NITROANILINE		23	U		34	U		60	U		32	U	
4,6-DINITRO-2-METHYLPHENOL		670	U		1000	U		1800	U		940	U	
4-BROMOPHENYL PHENYL ETHER		30	U		45	U		78	U		42	U	
4-CHLORO-3-METHYLPHENOL		21	U		31	U		54	U		29	U	
4-CHLOROANILINE		21	U		32	U		56	U		30	U	
4-CHLOROPHENYL PHENYL ETHER		31	U		46	U		81	U		43	U	
4-METHYLPHENOL		30	U		46	U		80	U		43	U	
4-NITROANILINE		34	U		51	U		89	U		48	U	
4-NITROPHENOL		410	U		620	U		1100	U		580	U	
ACENAPHTHENE		22	U		34	U		59	U		31	U	
ACENAPHTHYLENE		28	U		42	U		73	U		77	J	P
ANILINE		30	U		46	U		80	U		43	U	
ANTHRACENE		24	U		37	U		64	U		120	J	P

PROJ_NO: 02371 SDG: C9J020291 FRACTION: OS MEDIA: SEDIMENT	NSAMPLE	SD-11-02DL			SD-11-SS			SD-12-01DL			SD-12-02DL		
	LAB_ID	C9J020291035			C9J020291033			C9J020291031			C9J020291032		
	SAMP_DATE	10/1/2009			10/1/2009			9/30/2009			9/30/2009		
	QC_TYPE	NM			NM			NM			NM		
	UNITS	UG/KG			UG/KG			UG/KG			UG/KG		
	PCT_SOLIDS	41.0			30.0			78.0			82.0		
	DUP_OF												
PARAMETER		RESULT	VQL	QLCD	RESULT	VQL	QLCD	RESULT	VQL	QLCD	RESULT	VQL	QLCD
1,2,4-TRICHLOROBENZENE		20	U		28	UL	D	5.4	U		5.1	U	
1,2-DICHLOROBENZENE		30	U		41	U		7.9	U		7.6	U	
1,2-DIPHENYLHYDRAZINE		34	U		46	U		8.9	U		8.5	U	
1,3-DICHLOROBENZENE		27	U		37	U		7.2	U		6.9	U	
1,4-DICHLOROBENZENE		42	U		57	UL	D	11	U		11	U	
1,4-DIOXANE		39	U		53	U		10	U		9.9	U	
1-METHYLNAPHTHALENE		24	U		33	U		6.5	U		6.2	U	
2,2'-OXYBIS(1-CHLOROPROPANE)		35	U		48	U		9.3	U		8.9	U	
2,4,5-TRICHLOROPHENOL		20	U		27	U		5.3	U		5	U	
2,4,6-TRICHLOROPHENOL		40	U		55	U		11	U		10	U	
2,4-DICHLOROPHENOL		33	U		45	U		8.7	U		8.3	U	
2,4-DIMETHYLPHENOL		34	U		46	U		9	U		8.6	U	
2,4-DINITROPHENOL		260	U		350	U		69	U		66	U	
2,4-DINITROTOLUENE		38	U		52	U		10	U		9.6	U	
2,6-DINITROTOLUENE		41	U		56	U		11	U		10	U	
2-CHLORONAPHTHALENE		22	U		30	U		5.8	U		5.5	U	
2-CHLOROPHENOL		25	U		34	UL	D	6.6	U		6.3	U	
2-METHYLNAPHTHALENE		32	U		69	J	P	8.4	U		8	U	
2-METHYLPHENOL		30	U		41	U		7.9	U		7.5	U	
2-NITROANILINE		49	U		67	U		13	U		13	U	
2-NITROPHENOL		31	U		42	U		8.1	U		7.8	U	
3&4-METHYLPHENOL		35	U		48	U		9.4	U		9	U	
3,3'-DICHLOROBENZIDINE		150	U		210	U		40	U		39	U	
3-NITROANILINE		26	U		36	U		7	U		6.7	U	
4,6-DINITRO-2-METHYLPHENOL		780	U		1100	U		210	U		200	U	
4-BROMOPHENYL PHENYL ETHER		34	U		47	UL	D	9.1	U		8.7	U	
4-CHLORO-3-METHYLPHENOL		24	U		33	UL	D	6.4	U		6.1	U	
4-CHLOROANILINE		25	U		34	U		6.6	U		6.3	U	
4-CHLOROPHENYL PHENYL ETHER		36	U		49	U		9.4	U		9	U	
4-METHYLPHENOL		35	U		48	UL	D	9.4	U		9	U	
4-NITROANILINE		39	U		54	U		10	U		10	U	
4-NITROPHENOL		470	U		650	UL	D	130	U		120	U	
ACENAPHTHENE		26	U		35	UL	D	6.9	U		6.6	U	
ACENAPHTHYLENE		32	U		53	J	P	8.5	U		8.1	U	
ANILINE		35	U		48	U		9.3	U		8.9	U	
ANTHRACENE		28	U		87	J	P	7.5	U		7.2	U	

PROJ_NO: 02371 SDG: C9J020291 FRACTION: OS MEDIA: SEDIMENT	NSAMPLE	SD-12-SSDL			SD-13-01			SD-13-02			SD-13-SS		
	LAB_ID	C9J020291030			C9J020291028			C9J020291029			C9J020291027		
	SAMP_DATE	9/30/2009			9/30/2009			9/30/2009			9/30/2009		
	QC_TYPE	NM			NM			NM			NM		
	UNITS	UG/KG			UG/KG			UG/KG			UG/KG		
	PCT_SOLIDS	83.0			35.0			34.0			35.0		
	DUP_OF												
PARAMETER		RESULT	VQL	QLCD	RESULT	VQL	QLCD	RESULT	VQL	QLCD	RESULT	VQL	QLCD
1,2,4-TRICHLOROBENZENE		5	U		24	U		25	U		24	U	
1,2-DICHLOROBENZENE		7.4	U		36	U		37	U		35	U	
1,2-DIPHENYLHYDRAZINE		8.3	U		40	U		41	U		39	U	
1,3-DICHLOROBENZENE		6.7	U		32	U		33	U		32	U	
1,4-DICHLOROBENZENE		10	U		50	U		51	U		49	U	
1,4-DIOXANE		9.7	U		47	U		48	U		46	U	
1-METHYLNAPHTHALENE		6.1	U		29	U		30	U		29	U	
2,2'-OXYBIS(1-CHLOROPROPANE)		8.8	U		42	U		43	U		41	U	
2,4,5-TRICHLOROPHENOL		4.9	U		24	U		25	U		23	U	
2,4,6-TRICHLOROPHENOL		10	U		48	U		49	U		47	U	
2,4-DICHLOROPHENOL		8.1	U		39	U		40	U		38	U	
2,4-DIMETHYLPHENOL		8.4	U		41	U		42	U		40	U	
2,4-DINITROPHENOL		64	U		310	U		320	U		300	U	
2,4-DINITROTOLUENE		9.4	U		45	U		47	U		44	U	
2,6-DINITROTOLUENE		10	U		49	U		51	U		48	U	
2-CHLORONAPHTHALENE		5.4	U		26	U		27	U		26	U	
2-CHLOROPHENOL		6.2	U		30	U		31	U		29	U	
2-METHYLNAPHTHALENE		7.9	U		38	U		39	U		37	U	
2-METHYLPHENOL		7.4	U		36	U		37	U		35	U	
2-NITROANILINE		12	U		59	U		61	U		58	U	
2-NITROPHENOL		7.6	U		37	U		38	U		36	U	
3&4-METHYLPHENOL		8.8	U		42	U		44	U		42	U	
3,3'-DICHLOROBENZIDINE		38	U		180	U		190	U		180	U	
3-NITROANILINE		6.5	U		32	U		32	U		31	U	
4,6-DINITRO-2-METHYLPHENOL		190	U		930	U		960	U		910	U	
4-BROMOPHENYL PHENYL ETHER		8.5	U		41	U		42	U		40	U	
4-CHLORO-3-METHYLPHENOL		6	U		29	U		30	U		28	U	
4-CHLOROANILINE		6.2	U		30	U		31	U		29	U	
4-CHLOROPHENYL PHENYL ETHER		8.9	U		43	U		44	U		42	U	
4-METHYLPHENOL		8.8	U		42	U		44	U		42	U	
4-NITROANILINE		9.8	U		47	U		49	U		46	U	
4-NITROPHENOL		120	U		570	U		590	U		560	U	
ACENAPHTHENE		6.4	U		31	U		32	U		30	U	
ACENAPHTHYLENE		8	U		38	U		40	U		38	U	
ANILINE		8.8	U		42	U		43	U		41	U	
ANTHRACENE		7	U		34	U		35	U		33	U	

PROJ_NO: 02371	NSAMPLE	SD-14-01DL			SD-14-02DL			SD-14-SS			SD-15-01DL		
SDG: C9J020291	LAB_ID	C9J020291046			C9J020291047			C9J020291045			C9J020291044		
FRACTION: OS	SAMP_DATE	10/1/2009			10/1/2009			10/1/2009			10/1/2009		
MEDIA: SEDIMENT	QC_TYPE	NM			NM			NM			NM		
	UNITS	UG/KG			UG/KG			UG/KG			UG/KG		
	PCT_SOLIDS	80.0			84.0			68.0			76.0		
	DUP_OF												

PARAMETER	RESULT	VQL	QLCD	RESULT	VQL	QLCD	RESULT	VQL	QLCD	RESULT	VQL	QLCD
1,2,4-TRICHLOROBENZENE	5.2	U		5	U		12	U		5.5	U	
1,2-DICHLOROBENZENE	15	J	P	7.3	U		18	U		8.1	U	
1,2-DIPHENYLHYDRAZINE	8.7	U		8.3	U		20	U		9.1	U	
1,3-DICHLOROBENZENE	7	U		6.7	U		17	U		7.3	U	
1,4-DICHLOROBENZENE	11	U		10	U		25	U		11	U	
1,4-DIOXANE	10	U		9.6	U		24	U		11	U	
1-METHYLNAPHTHALENE	6.3	U		6	U		15	U		6.6	U	
2,2'-OXYBIS(1-CHLOROPROPANE)	9.1	U		8.7	U		22	U		9.6	U	
2,4,5-TRICHLOROPHENOL	5.1	U		4.9	U		12	U		5.4	U	
2,4,6-TRICHLOROPHENOL	10	U		9.9	U		24	U		11	U	
2,4-DICHLOROPHENOL	8.5	U		8.1	U		20	U		8.9	U	
2,4-DIMETHYLPHENOL	8.7	U		8.3	U		21	U		9.2	U	
2,4-DINITROPHENOL	67	U		64	U		160	U		70	U	
2,4-DINITROTOLUENE	9.7	U		9.3	U		23	U		10	U	
2,6-DINITROTOLUENE	11	U		10	U		25	U		11	U	
2-CHLORONAPHTHALENE	5.6	U		5.4	U		13	U		5.9	U	
2-CHLOROPHENOL	6.4	U		6.1	U		15	U		6.7	U	
2-METHYLNAPHTHALENE	8.2	U		7.8	U		19	U		8.6	U	
2-METHYLPHENOL	7.7	U		7.3	U		18	U		8.1	U	
2-NITROANILINE	13	U		12	U		30	U		13	U	
2-NITROPHENOL	7.9	U		7.6	U		19	U		8.3	U	
3&4-METHYLPHENOL	9.1	U		8.7	U		22	U		9.6	U	
3,3'-DICHLOROBENZIDINE	39	U		37	U		93	U		41	U	
3-NITROANILINE	6.8	U		6.5	U		16	U		7.2	U	
4,6-DINITRO-2-METHYLPHENOL	200	U		190	U		470	U		210	U	
4-BROMOPHENYL PHENYL ETHER	8.9	U		8.5	U		21	U		9.3	U	
4-CHLORO-3-METHYLPHENOL	6.2	U		5.9	U		15	U		6.5	U	
4-CHLOROANILINE	6.4	U		6.1	U		15	U		6.8	U	
4-CHLOROPHENYL PHENYL ETHER	9.2	U		8.8	U		22	U		9.7	U	
4-METHYLPHENOL	9.1	U		8.7	U		22	U		9.6	U	
4-NITROANILINE	10	U		9.7	U		24	U		11	U	
4-NITROPHENOL	120	U		120	U		290	U		130	U	
ACENAPHTHENE	6.7	U		6.4	U		16	U		7	U	
ACENAPHTHYLENE	8.3	U		7.9	U		20	U		8.7	U	
ANILINE	9.1	U		8.7	U		22	U		9.6	U	
ANTHRACENE	7.3	U		7	U		17	U		7.7	U	

PROJ_NO: 02371 SDG: C9J020291 FRACTION: OS MEDIA: SEDIMENT	NSAMPLE	SD-15-SSDL			SD-4-01DL			SD-4-02			SD-4-SSDL		
	LAB_ID	C9J020291043			C9J020291012			C9J020291013			C9J020291011		
	SAMP_DATE	10/1/2009			9/29/2009			9/29/2009			9/29/2009		
	QC_TYPE	NM			NM			NM			NM		
	UNITS	UG/KG			UG/KG			UG/KG			UG/KG		
	PCT_SOLIDS	80.0			31.0			34.0			30.0		
	DUP_OF												
PARAMETER		RESULT	VQL	QLCD	RESULT	VQL	QLCD	RESULT	VQL	QLCD	RESULT	VQL	QLCD
1,2,4-TRICHLOROBENZENE		5.3	U		27	U		25	U		28	U	
1,2-DICHLOROBENZENE		7.7	U		40	U		54	J	P	40	U	
1,2-DIPHENYLHYDRAZINE		8.7	U		45	U		41	U		46	U	
1,3-DICHLOROBENZENE		7	U		36	U		33	U		37	U	
1,4-DICHLOROBENZENE		11	U		55	U		51	U		56	U	
1,4-DIOXANE		10	U		52	U		48	U		53	U	
1-METHYLNAPHTHALENE		6.3	U		32	U		30	U		33	U	
2,2'-OXYBIS(1-CHLOROPROPANE)		9.2	U		47	U		43	U		48	U	
2,4,5-TRICHLOROPHENOL		5.2	U		26	U		24	U		27	U	
2,4,6-TRICHLOROPHENOL		10	U		53	U		49	U		54	U	
2,4-DICHLOROPHENOL		8.5	U		43	U		40	U		44	U	
2,4-DIMETHYLPHENOL		8.8	U		45	U		41	U		46	U	
2,4-DINITROPHENOL		67	U		340	U		320	U		350	U	
2,4-DINITROTOLUENE		9.8	U		50	U		46	U		51	U	
2,6-DINITROTOLUENE		11	U		55	U		50	U		56	U	
2-CHLORONAPHTHALENE		5.7	U		29	U		27	U		30	U	
2-CHLOROPHENOL		6.4	U		33	U		30	U		34	U	
2-METHYLNAPHTHALENE		8.2	U		43	J	P	44	J	P	43	U	
2-METHYLPHENOL		7.7	U		40	U		36	U		40	U	
2-NITROANILINE		13	U		66	U		61	U		67	U	
2-NITROPHENOL		8	U		41	U		38	U		42	U	
3&4-METHYLPHENOL		9.2	U		47	U		43	U		48	U	
3,3'-DICHLOROBENZIDINE		40	U		200	U		190	U		210	U	
3-NITROANILINE		6.9	U		35	U		32	U		36	U	
4,6-DINITRO-2-METHYLPHENOL		200	U		1000	U		950	U		1100	U	
4-BROMOPHENYL PHENYL ETHER		8.9	U		46	U		42	U		47	U	
4-CHLORO-3-METHYLPHENOL		6.3	U		32	U		29	U		33	U	
4-CHLOROANILINE		6.5	U		33	U		31	U		34	U	
4-CHLOROPHENYL PHENYL ETHER		9.3	U		47	U		44	U		48	U	
4-METHYLPHENOL		9.2	U		47	U		43	U		48	U	
4-NITROANILINE		10	U		52	U		48	U		54	U	
4-NITROPHENOL		120	U		630	U		580	U		640	U	
ACENAPHTHENE		6.7	U		34	U		32	U		35	U	
ACENAPHTHYLENE		8.3	U		59	J	P	63	J	P	76	J	P
ANILINE		9.2	U		47	U		43	U		48	U	
ANTHRACENE		7.3	U		140	J	P	330			190	J	P

PROJ_NO: 02371 SDG: C9J020291 FRACTION: OS MEDIA: SEDIMENT	NSAMPLE	SD-01-01DL			SD-01-02DL			SD-01-SSDL			SD-02-01DL		
	LAB_ID	C9J020291018			C9J020291019			C9J020291017			C9J020291008		
	SAMP_DATE	9/29/2009			9/29/2009			9/29/2009			9/30/2009		
	QC_TYPE	NM			NM			NM			NM		
	UNITS	UG/KG			UG/KG			UG/KG			UG/KG		
	PCT_SOLIDS	52.0			51.0			48.0			66.0		
	DUP_OF												

PARAMETER	RESULT	VQL	QLCD	RESULT	VQL	QLCD	RESULT	VQL	QLCD	RESULT	VQL	QLCD
BENZIDINE	260	U		1300	U		560	U		410	U	
BENZO(A)ANTHRACENE	210			52	U		22	U		16	U	
BENZO(A)PYRENE	180			90	U		38	U		28	U	
BENZO(B)FLUORANTHENE	240			65	U		28	U		20	U	
BENZO(G,H,I)PERYLENE	93			24	U		10	U		7.3	U	
BENZO(K)FLUORANTHENE	76			67	U		28	U		21	U	
BENZOIC ACID	11	U		54	U		23	U		130	J	P
BENZYL ALCOHOL	32	U		160	U		69	U		50	U	
BIS(2-CHLOROETHOXY)METHANE	13	U		65	U		27	U		20	U	
BIS(2-CHLOROETHYL)ETHER	5.6	U		28	U		12	U		8.7	U	
BIS(2-ETHYLHEXYL)PHTHALATE	29	J	P	140	U		58	U		51	J	P
BUTYL BENZYL PHTHALATE	22	U		110	U		48	U		48	J	P
CARBAZOLE	8.4	U		42	U		18	U		13	U	
CHRYSENE	180			56	U		24	U		17	U	
DIBENZO(A,H)ANTHRACENE	17	J	P	71	U		30	U		22	U	
DIBENZOFURAN	11	U		55	U		23	U		17	U	
DIETHYL PHTHALATE	18	U		91	U		39	U		28	U	
DIMETHYL PHTHALATE	11	U		54	U		23	U		17	U	
DI-N-BUTYL PHTHALATE	19	J	P	90	U		38	U		28	U	
DI-N-OCTYL PHTHALATE	8.2	U		42	U		18	U		13	U	
FLUORANTHENE	450			27	U		93	J	P	25	J	P
FLUORENE	9.6	U		49	U		21	U		15	U	
HEXACHLOROBENZENE	12	U		61	U		26	U		19	U	
HEXACHLOROCYCLOPENTADIENE	12	U		61	U		26	U		19	U	
HEXACHLOROETHANE	11	U		55	U		23	U		17	U	
INDENO(1,2,3-CD)PYRENE	82			18	U		7.5	U		5.5	U	
ISOPHORONE	12	U		63	U		27	U		19	U	
NAPHTHALENE	9.2	U		47	U		20	U		14	U	
NITROBENZENE	16	U		81	U		34	U		25	U	
N-NITROSODIMETHYLAMINE	13	U		66	U		28	U		20	U	
N-NITROSO-DI-N-PROPYLAMINE	18	U		90	U		38	U		28	U	
N-NITROSODIPHENYLAMINE	13	U		66	U		28	U		20	U	
PENTACHLOROPHENOL	55	U		280	U		120	U		86	U	
PHENANTHRENE	110			39	U		16	U		13	J	P
PHENOL	13	U		64	U		27	U		20	U	
PYRENE	380			86	U		98	J	P	26	U	

PROJ_NO: 02371	NSAMPLE	SD-02-02DL			SD-02-SSDL			SD-03-01-DDL			SD-03-01DL		
SDG: C9J020291	LAB_ID	C9J020291009			C9J020291007			C9J020291022			C9J020291021		
FRACTION: OS	SAMP_DATE	9/30/2009			9/30/2009			9/30/2009			9/30/2009		
MEDIA: SEDIMENT	QC_TYPE	NM			NM			NM			NM		
	UNITS	UG/KG			UG/KG			UG/KG			UG/KG		
	PCT_SOLIDS	68.0			62.0			73.0			73.0		
	DUP_OF							SD-03-01					
PARAMETER	RESULT	VQL	QLCD	RESULT	VQL	QLCD	RESULT	VQL	QLCD	RESULT	VQL	QLCD	
BENZIDINE	200	U		660	U		190	U		190	U		
BENZO(A)ANTHRACENE	7.9	U		13000			7.3	U		7.3	U		
BENZO(A)PYRENE	14	U		7500			13	U		13	U		
BENZO(B)FLUORANTHENE	10	U		13000			9.3	U		9.2	U		
BENZO(G,H,I)PERYLENE	3.6	U		3200			3.4	U		3.4	U		
BENZO(K)FLUORANTHENE	10	U		34	U		9.6	U		9.5	U		
BENZOIC ACID	8.2	U		27	U		63	J	P	63	J	P	
BENZYL ALCOHOL	25	U		82	U		23	U		23	U		
BIS(2-CHLOROETHOXY)METHANE	9.9	U		32	U		9.2	U		9.2	U		
BIS(2-CHLOROETHYL)ETHER	4.3	U		14	U		4	U		4	U		
BIS(2-ETHYLHEXYL)PHTHALATE	22	J	P	640	J	P	19	U		100	J	P	
BUTYL BENZYL PHTHALATE	22	J	P	57	U		33	J	P	19	J	P	
CARBAZOLE	6.5	U		1300			6	U		6	U		
CHRYSENE	8.6	U		13000			8	U		8	U		
DIBENZO(A,H)ANTHRACENE	11	U		1200			10	U		10	U		
DIBENZOFURAN	8.3	U		230	J	P	7.8	U		7.7	U		
DIETHYL PHTHALATE	31	J	P	53	J	P	18	J	P	14	J	P	
DIMETHYL PHTHALATE	8.3	U		27	U		7.7	U		7.7	U		
DI-N-BUTYL PHTHALATE	14	U		45	U		13	U		13	U		
DI-N-OCTYL PHTHALATE	6.3	U		21	U		5.9	U		5.9	U		
FLUORANTHENE	4.2	U		27000			8.3	J	P	17	J	P	
FLUORENE	7.4	U		670			6.9	U		6.9	U		
HEXACHLOROBENZENE	9.3	U		31	U		8.7	U		8.7	U		
HEXACHLOROCYCLOPENTADIENE	9.4	U		31	U		8.7	U		8.7	U		
HEXACHLOROETHANE	8.3	U		27	U		7.8	U		7.7	U		
INDENO(1,2,3-CD)PYRENE	2.7	U		3300			2.5	U		2.5	U		
ISOPHORONE	9.6	U		31	U		8.9	U		8.9	U		
NAPHTHALENE	7.2	U		23	U		6.7	U		6.6	U		
NITROBENZENE	12	U		41	U		12	U		11	U		
N-NITROSODIMETHYLAMINE	10	U		33	U		9.4	U		9.4	U		
N-NITROSO-DI-N-PROPYLAMINE	14	U		45	U		13	U		13	U		
N-NITROSODIPHENYLAMINE	10	U		33	U		9.4	U		9.4	U		
PENTACHLOROPHENOL	43	U		140	U		40	U		40	U		
PHENANTHRENE	5.9	U		12000			5.5	U		10	J	P	
PHENOL	9.8	U		32	U		9.1	U		9.1	U		
PYRENE	13	U		21000			12	U		22	J	P	

PROJ_NO: 02371	NSAMPLE	SD-03-02DL			SD-03-SSDL			SD-05-01DL			SD-05-02DL		
SDG: C9J020291	LAB_ID	C9J020291023			C9J020291010			C9J020291015			C9J020291016		
FRACTION: OS	SAMP_DATE	9/30/2009			9/30/2009			9/29/2009			9/29/2009		
MEDIA: SEDIMENT	QC_TYPE	NM			NM			NM			NM		
	UNITS	UG/KG			UG/KG			UG/KG			UG/KG		
	PCT_SOLIDS	84.0			74.0			47.0			46.0		
	DUP_OF												
PARAMETER		RESULT	VQL	QLCD	RESULT	VQL	QLCD	RESULT	VQL	QLCD	RESULT	VQL	QLCD
BENZIDINE		160	U		920	U		290	U		580	U	
BENZO(A)ANTHRACENE		6.2	U		290			21	J	P	29	J	P
BENZO(A)PYRENE		11	U		240			20	U		40	U	
BENZO(B)FLUORANTHENE		7.8	U		410			18	J	P	29	U	
BENZO(G,H,I)PERYLENE		2.8	U		190	J	P	12	J	P	10	U	
BENZO(K)FLUORANTHENE		8.1	U		47	U		15	U		30	U	
BENZOIC ACID		6.4	U		37	U		12	U		24	U	
BENZYL ALCOHOL		20	U		110	U		36	U		72	U	
BIS(2-CHLOROETHOXY)METHANE		7.8	U		45	U		14	U		29	U	
BIS(2-CHLOROETHYL)ETHER		3.4	U		20	U		6.3	U		13	U	
BIS(2-ETHYLHEXYL)PHTHALATE		30	J	P	96	U		30	U		60	U	
BUTYL BENZYL PHTHALATE		28	J	P	79	U		25	U		50	U	
CARBAZOLE		5.1	U		30	U		9.4	U		19	U	
CHRYSENE		6.8	U		300			17	J	P	25	U	
DIBENZO(A,H)ANTHRACENE		8.5	U		50	U		16	U		31	U	
DIBENZOFURAN		6.6	U		38	U		12	U		24	U	
DIETHYL PHTHALATE		11	U		64	U		20	U		40	U	
DIMETHYL PHTHALATE		6.5	U		38	U		12	U		24	U	
DI-N-BUTYL PHTHALATE		11	U		63	U		20	U		40	U	
DI-N-OCTYL PHTHALATE		5	U		29	U		9.2	U		18	U	
FLUORANTHENE		3.3	U		520			66	J	P	110	J	P
FLUORENE		5.8	U		34	U		11	U		22	U	
HEXACHLOROBENZENE		7.3	U		43	U		14	U		27	U	
HEXACHLOROCYCLOPENTADIENE		7.4	U		43	U		14	U		27	U	
HEXACHLOROETHANE		6.6	U		38	U		12	U		24	U	
INDENO(1,2,3-CD)PYRENE		2.1	U		160	J	P	11	J	P	7.8	U	
ISOPHORONE		7.6	U		44	U		14	U		28	U	
NAPHTHALENE		5.6	U		33	U		10	U		120	J	P
NITROBENZENE		9.8	U		57	U		18	U		36	U	
N-NITROSODIMETHYLAMINE		7.9	U		46	U		15	U		29	U	
N-NITROSO-DI-N-PROPYLAMINE		11	U		63	U		20	U		40	U	
N-NITROSODIPHENYLAMINE		7.9	U		46	U		15	U		29	U	
PENTACHLOROPHENOL		34	U		200	U		62	U		120	U	
PHENANTHRENE		4.6	U		180	J	P	8.5	U		17	U	
PHENOL		7.7	U		45	U		14	U		28	U	
PYRENE		10	U		570			65	J	P	110	J	P

PROJ_NO: 02371 SDG: C9J020291 FRACTION: OS MEDIA: SEDIMENT	NSAMPLE	SD-05-SS			SD-05-SS-D			SD-06-01			SD-06-02		
	LAB_ID	C9J020291014			C9J020291048			C9J020291037			C9J020291038		
	SAMP_DATE	9/29/2009			9/29/2009			9/30/2009			9/30/2009		
	QC_TYPE	NM			NM			NM			NM		
	UNITS	UG/KG			UG/KG			UG/KG			UG/KG		
	PCT_SOLIDS	38.0			38.0			33.0			35.0		
	DUP_OF				SD-05-SS								
PARAMETER		RESULT	VQL	QLCD	RESULT	VQL	QLCD	RESULT	VQL	QLCD	RESULT	VQL	QLCD
BENZIDINE		730	U		720	U		820	U		780	U	
BENZO(A)ANTHRACENE		150	J	P	140	J	P	180	J	P	68	J	P
BENZO(A)PYRENE		130	J	P	120	J	P	180	J	P	54	U	
BENZO(B)FLUORANTHENE		240			210			340			67	J	P
BENZO(G,H,I)PERYLENE		110	J	P	94	J	P	130	J	P	14	U	
BENZO(K)FLUORANTHENE		37	U		37	U		42	U		42	J	P
BENZOIC ACID		29	U		29	U		33	U		32	U	
BENZYL ALCOHOL		90	U		89	U		100	U		97	U	
BIS(2-CHLOROETHOXY)METHANE		36	U		35	U		40	U		38	U	
BIS(2-CHLOROETHYL)ETHER		16	U		15	U		18	U		17	U	
BIS(2-ETHYLHEXYL)PHTHALATE		190	J	P	180	J	P	85	U		81	U	
BUTYL BENZYL PHTHALATE		62	U		61	U		70	U		67	U	
CARBAZOLE		23	U		23	U		26	U		25	U	
CHRYSENE		150	J	P	130	J	P	220			71	J	P
DIBENZO(A,H)ANTHRACENE		39	U		130	J	P	44	U		42	U	
DIBENZOFURAN		30	U		30	U		34	U		32	U	
DIETHYL PHTHALATE		50	U		50	U		56	U		54	U	
DIMETHYL PHTHALATE		30	U		30	U		34	U		32	U	
DI-N-BUTYL PHTHALATE		49	U		49	U		56	U		53	U	
DI-N-OCTYL PHTHALATE		23	U		23	U		26	U		25	U	
FLUORANTHENE		360			360			450			200		
FLUORENE		27	U		26	U		30	U		29	U	
HEXACHLOROBENZENE		34	U		33	U		38	U		36	U	
HEXACHLOROCYCLOPENTADIENE		34	U		33	U		38	U		36	U	
HEXACHLOROETHANE		30	U		30	U		34	U		32	U	
INDENO(1,2,3-CD)PYRENE		89	J	P	77	J	P	120	J	P	11	U	
ISOPHORONE		35	U		34	U		39	U		37	U	
NAPHTHALENE		160	J	P	170	J	P	220			170	J	P
NITROBENZENE		45	U		44	U		50	U		48	U	
N-NITROSODIMETHYLAMINE		36	U		36	U		41	U		39	U	
N-NITROSO-DI-N-PROPYLAMINE		49	U		49	U		55	U		53	U	
N-NITROSODIPHENYLAMINE		36	U		36	U		41	U		39	U	
PENTACHLOROPHENOL		150	U		150	U		170	U		170	U	
PHENANTHRENE		21	U		21	U		24	U		23	U	
PHENOL		35	U		35	U		40	U		38	U	
PYRENE		340			330			410			200		

PROJ_NO: 02371 SDG: C9J020291 FRACTION: OS MEDIA: SEDIMENT	NSAMPLE	SD-06-SSDL			SD-07-01DL			SD-07-02			SD-07-SS		
	LAB_ID	C9J020291036			C9J020291001			C9J020291002			C9J020291020		
	SAMP_DATE	9/30/2009			9/29/2009			9/29/2009			9/29/2009		
	QC_TYPE	NM			NM			NM			NM		
	UNITS	UG/KG			UG/KG			UG/KG			UG/KG		
	PCT_SOLIDS	31.0			48.0			52.0			49.0		
	DUP_OF												
PARAMETER		RESULT	VQL	QLCD	RESULT	VQL	QLCD	RESULT	VQL	QLCD	RESULT	VQL	QLCD
BENZIDINE		880	U		570	U		520	U		550	U	
BENZO(A)ANTHRACENE		180	J	P	22	U		20	U		22	U	
BENZO(A)PYRENE		170	J	P	39	U		36	U		38	U	
BENZO(B)FLUORANTHENE		340			28	U		26	U		38	J	P
BENZO(G,H,I)PERYLENE		140	J	P	10	U		9.4	U		9.9	U	
BENZO(K)FLUORANTHENE		45	U		29	U		27	U		28	U	
BENZOIC ACID		36	U		4900			730	J	P	290	J	P
BENZYL ALCOHOL		110	U		70	U		65	U		69	U	
BIS(2-CHLOROETHOXY)METHANE		43	U		28	U		26	U		27	U	
BIS(2-CHLOROETHYL)ETHER		19	U		12	U		11	U		12	U	
BIS(2-ETHYLHEXYL)PHTHALATE		240	J	P	59	U		54	U		57	U	
BUTYL BENZYL PHTHALATE		75	U		48	U		45	U		47	U	
CARBAZOLE		28	U		18	U		17	U		18	U	
CHRYSENE		200	J	P	24	U		22	U		24	U	
DIBENZO(A,H)ANTHRACENE		47	U		30	U		28	U		30	U	
DIBENZOFURAN		36	U		23	U		22	U		23	U	
DIETHYL PHTHALATE		61	U		39	U		36	U		38	U	
DIMETHYL PHTHALATE		36	U		23	U		22	U		23	U	
DI-N-BUTYL PHTHALATE		60	U		39	U		36	U		38	U	
DI-N-OCTYL PHTHALATE		28	U		280	J	P	17	U		17	U	
FLUORANTHENE		460			12	U		11	U		100	J	P
FLUORENE		32	U		21	U		19	U		20	U	
HEXACHLOROBENZENE		41	U		26	U		24	U		26	U	
HEXACHLOROCYCLOPENTADIENE		41	U		26	U		24	U		26	U	
HEXACHLOROETHANE		36	U		23	U		22	U		23	U	
INDENO(1,2,3-CD)PYRENE		120	J	P	7.6	U		7.1	U		7.4	U	
ISOPHORONE		42	U		27	U		25	U		26	U	
NAPHTHALENE		200	J	P	20	U		19	U		20	U	
NITROBENZENE		54	U		35	U		32	U		34	U	
N-NITROSODIMETHYLAMINE		44	U		28	U		26	U		28	U	
N-NITROSO-DI-N-PROPYLAMINE		60	U		38	U		36	U		37	U	
N-NITROSODIPHENYLAMINE		44	U		28	U		26	U		28	U	
PENTACHLOROPHENOL		190	U		120	U		110	U		120	U	
PHENANTHRENE		26	U		17	U		15	U		16	U	
PHENOL		43	U		27	U		26	U		27	U	
PYRENE		410			37	U		34	U		110	J	P

PROJ_NO: 02371	NSAMPLE	SD-08-01			SD-08-02			SD-08-02-DDL			SD-08-SSDL		
SDG: C9J020291	LAB_ID	C9J020291004			C9J020291005			C9J020291006			C9J020291003		
FRACTION: OS	SAMP_DATE	9/30/2009			9/30/2009			9/30/2009			9/30/2009		
MEDIA: SEDIMENT	QC_TYPE	NM			NM			NM			NM		
	UNITS	UG/KG			UG/KG			UG/KG			UG/KG		
	PCT_SOLIDS	46.0			50.0			56.0			46.0		
	DUP_OF							SD-08-02					
PARAMETER	RESULT	VQL	QLCD	RESULT	VQL	QLCD	RESULT	VQL	QLCD	RESULT	VQL	QLCD
BENZIDINE	590	U		540	U		720	U		880	U	
BENZO(A)ANTHRACENE	23	U		21	U		28	U		64	J	P
BENZO(A)PYRENE	40	U		42	J	P	50	U		60	U	
BENZO(B)FLUORANTHENE	29	U		84	J	P	36	U		77	J	P
BENZO(G,H,I)PERYLENE	11	U		9.7	U		13	U		16	U	
BENZO(K)FLUORANTHENE	30	U		28	U		37	U		45	U	
BENZOIC ACID	24	U		160	J	P	190	J	P	36	U	
BENZYL ALCOHOL	73	U		67	U		90	U		110	U	
BIS(2-CHLOROETHOXY)METHANE	29	U		27	U		36	U		43	U	
BIS(2-CHLOROETHYL)ETHER	13	U		12	U		16	U		19	U	
BIS(2-ETHYLHEXYL)PHTHALATE	92	J	P	56	U		75	U		91	U	
BUTYL BENZYL PHTHALATE	61	J	P	56	J	P	62	U		75	U	
CARBAZOLE	19	U		17	U		23	U		28	U	
CHRYSENE	25	U		23	U		31	U		62	J	P
DIBENZO(A,H)ANTHRACENE	32	U		29	U		39	U		47	U	
DIBENZOFURAN	24	U		22	J	P	30	U		36	U	
DIETHYL PHTHALATE	41	U		81	J	P	50	U		61	U	
DIMETHYL PHTHALATE	24	U		22	U		30	U		36	U	
DI-N-BUTYL PHTHALATE	40	U		37	U		49	U		60	U	
DI-N-OCTYL PHTHALATE	19	U		17	U		23	U		28	U	
FLUORANTHENE	36	J	P	130			77	J	P	110	J	P
FLUORENE	22	U		37	J	P	27	U		32	U	
HEXACHLOROBENZENE	27	U		25	U		34	U		41	U	
HEXACHLOROCYCLOPENTADIENE	27	U		25	U		34	U		41	U	
HEXACHLOROETHANE	24	U		22	U		30	U		36	U	
INDENO(1,2,3-CD)PYRENE	7.9	U		7.3	U		9.8	U		33	J	P
ISOPHORONE	28	U		26	U		35	U		42	U	
NAPHTHALENE	35	J	P	67	J	P	26	U		31	U	
NITROBENZENE	36	U		33	U		45	U		54	U	
N-NITROSODIMETHYLAMINE	30	U		27	U		36	U		44	U	
N-NITROSO-DI-N-PROPYLAMINE	40	U		37	U		49	U		60	U	
N-NITROSODIPHENYLAMINE	30	U		27	U		36	U		44	U	
PENTACHLOROPHENOL	130	U		110	U		150	U		190	U	
PHENANTHRENE	47	J	P	110	J	P	68	J	P	60	J	P
PHENOL	29	U		26	U		35	U		43	U	
PYRENE	38	U		120	J	P	62	J	P	100	J	P

PROJ_NO: 02371 SDG: C9J020291 FRACTION: OS MEDIA: SEDIMENT	NSAMPLE	SD-09-01			SD-09-02			SD-09-SS			SD-09-SS-D		
	LAB_ID	C9J020291040			C9J020291041			C9J020291039			C9J020291042		
	SAMP_DATE	10/1/2009			10/1/2009			10/1/2009			10/1/2009		
	QC_TYPE	NM			NM			NM			NM		
	UNITS	UG/KG			UG/KG			UG/KG			UG/KG		
	PCT_SOLIDS	31.0			35.0			31.0			31.0		
	DUP_OF										SD-09-SS		
PARAMETER		RESULT	VQL	QLCD	RESULT	VQL	QLCD	RESULT	VQL	QLCD	RESULT	VQL	QLCD
BENZIDINE		870	U		780	U		880	U		870	U	
BENZO(A)ANTHRACENE		190	J	P	130	J	P	160	J	P	170	J	P
BENZO(A)PYRENE		170	J	P	100	J	P	160	J	P	150	J	P
BENZO(B)FLUORANTHENE		340			210			230			330		
BENZO(G,H,I)PERYLENE		110	J	P	87	J	P	120	J	P	140	J	P
BENZO(K)FLUORANTHENE		45	U		40	U		87	J	P	44	U	
BENZOIC ACID		36	U		32	U		36	U		35	U	
BENZYL ALCOHOL		110	U		97	U		110	U		110	U	
BIS(2-CHLOROETHOXY)METHANE		43	U		38	U		43	U		43	U	
BIS(2-CHLOROETHYL)ETHER		19	U		17	U		19	U		19	U	
BIS(2-ETHYLHEXYL)PHTHALATE		220	J	P	81	U		250	J	P	230	J	P
BUTYL BENZYL PHTHALATE		75	U		67	U		75	U		74	U	
CARBAZOLE		28	U		25	U		28	U		28	U	
CHRYSENE		210	J	P	150	J	P	190	J	P	210		
DIBENZO(A,H)ANTHRACENE		47	U		42	U		47	U		47	U	
DIBENZOFURAN		36	U		32	U		36	U		36	U	
DIETHYL PHTHALATE		61	U		54	U		61	U		60	U	
DIMETHYL PHTHALATE		36	U		32	U		36	U		36	U	
DI-N-BUTYL PHTHALATE		60	U		53	U		60	U		59	U	
DI-N-OCTYL PHTHALATE		28	U		24	U		28	U		27	U	
FLUORANTHENE		470			330			420			420		
FLUORENE		32	U		29	U		32	U		32	U	
HEXACHLOROBENZENE		41	U		36	U		41	U		40	U	
HEXACHLOROCYCLOPENTADIENE		41	U		36	U		41	U		40	U	
HEXACHLOROETHANE		36	U		32	U		36	U		36	U	
INDENO(1,2,3-CD)PYRENE		95	J	P	77	J	P	89	J	P	110	J	P
ISOPHORONE		42	U		37	U		42	U		41	U	
NAPHTHALENE		230			230			200	J	P	200	J	P
NITROBENZENE		54	U		48	U		54	U		53	U	
N-NITROSODIMETHYLAMINE		44	U		39	U		44	U		43	U	
N-NITROSO-DI-N-PROPYLAMINE		59	U		53	U		60	U		59	U	
N-NITROSODIPHENYLAMINE		44	U		39	U		44	U		43	U	
PENTACHLOROPHENOL		190	U		170	U		190	U		180	U	
PHENANTHRENE		26	U		23	U		26	U		25	U	
PHENOL		43	U		38	U		43	U		42	U	
PYRENE		430			300			380			410		

PROJ_NO: 02371	NSAMPLE	SD-10-01			SD-10-02			SD-10-SSDL			SD-11-01		
SDG: C9J020291	LAB_ID	C9J020291025			C9J020291026			C9J020291024			C9J020291034		
FRACTION: OS	SAMP_DATE	9/30/2009			9/30/2009			9/30/2009			10/1/2009		
MEDIA: SEDIMENT	QC_TYPE	NM			NM			NM			NM		
	UNITS	UG/KG			UG/KG			UG/KG			UG/KG		
	PCT_SOLIDS	48.0			32.0			37.0			34.0		
	DUP_OF												
PARAMETER		RESULT	VQL	QLCD	RESULT	VQL	QLCD	RESULT	VQL	QLCD	RESULT	VQL	QLCD
BENZIDINE		570	U		860	U		1500	U		800	U	
BENZO(A)ANTHRACENE		22	U		33	U		58	U		150	J	P
BENZO(A)PYRENE		39	U		59	U		110	J	P	120	J	P
BENZO(B)FLUORANTHENE		28	U		42	U		210	J	P	260		
BENZO(G,H,I)PERYLENE		10	U		15	U		110	J	P	140	J	P
BENZO(K)FLUORANTHENE		29	U		44	U		76	U		41	U	
BENZOIC ACID		77	J	P	35	U		61	U		33	U	
BENZYL ALCOHOL		70	U		110	U		190	U		100	U	
BIS(2-CHLOROETHOXY)METHANE		28	U		42	U		73	U		39	U	
BIS(2-CHLOROETHYL)ETHER		12	U		18	U		32	U		17	U	
BIS(2-ETHYLHEXYL)PHTHALATE		59	U		89	U		150	U		280	J	P
BUTYL BENZYL PHTHALATE		48	U		73	U		130	U		69	U	
CARBAZOLE		18	U		28	U		48	U		26	U	
CHRYSENE		24	U		37	U		64	U		180	J	P
DIBENZO(A,H)ANTHRACENE		31	U		46	U		80	U		43	U	
DIBENZOFURAN		23	U		35	U		62	U		33	U	
DIETHYL PHTHALATE		54	J	P	59	U		120	J	P	55	U	
DIMETHYL PHTHALATE		23	U		35	U		61	U		33	U	
DI-N-BUTYL PHTHALATE		39	U		58	U		100	U		55	U	
DI-N-OCTYL PHTHALATE		18	U		27	U		47	U		400	J	P
FLUORANTHENE		16	J	P	18	U		190	J	P	490		
FLUORENE		21	U		32	U		55	U		30	U	
HEXACHLOROBENZENE		26	U		40	U		69	U		37	U	
HEXACHLOROCYCLOPENTADIENE		26	U		40	U		69	U		37	U	
HEXACHLOROETHANE		23	U		35	U		62	U		33	U	
INDENO(1,2,3-CD)PYRENE		7.6	U		12	U		20	U		110	J	P
ISOPHORONE		27	U		41	U		71	U		38	U	
NAPHTHALENE		20	U		30	U		53	U		300		
NITROBENZENE		35	U		53	U		92	U		49	U	
N-NITROSODIMETHYLAMINE		28	U		43	U		75	U		40	U	
N-NITROSO-DI-N-PROPYLAMINE		38	U		58	U		100	U		54	U	
N-NITROSODIPHENYLAMINE		28	U		43	U		75	U		40	U	
PENTACHLOROPHENOL		120	U		180	U		320	U		170	U	
PHENANTHRENE		17	U		25	U		87	J	P	220		
PHENOL		28	U		42	U		73	U		39	U	
PYRENE		37	U		56	U		210	J	P	430		

PROJ_NO: 02371	NSAMPLE	SD-11-02DL	SD-11-SS	SD-12-01DL	SD-12-02DL
SDG: C9J020291	LAB_ID	C9J020291035	C9J020291033	C9J020291031	C9J020291032
FRACTION: OS	SAMP_DATE	10/1/2009	10/1/2009	9/30/2009	9/30/2009
MEDIA: SEDIMENT	QC_TYPE	NM	NM	NM	NM
	UNITS	UG/KG	UG/KG	UG/KG	UG/KG
	PCT_SOLIDS	41.0	30.0	78.0	82.0
	DUP_OF				

PARAMETER	RESULT	VQL	QLCD	RESULT	VQL	QLCD	RESULT	VQL	QLCD	RESULT	VQL	QLCD
BENZIDINE	660	U		900	U		170	U		170	U	
BENZO(A)ANTHRACENE	26	U		160	J	P	6.8	U		6.5	U	
BENZO(A)PYRENE	45	U		120	J	P	12	U		11	U	
BENZO(B)FLUORANTHENE	33	U		290			8.7	U		8.3	U	
BENZO(G,H,I)PERYLENE	12	U		120	J	P	3.1	U		3	U	
BENZO(K)FLUORANTHENE	34	U		46	U		8.9	U		8.5	U	
BENZOIC ACID	27	U		37	U		7.1	U		6.8	U	
BENZYL ALCOHOL	82	U		110	U		22	U		21	U	
BIS(2-CHLOROETHOXY)METHANE	32	U		44	U		8.6	U		8.2	U	
BIS(2-CHLOROETHYL)ETHER	14	U		19	U		3.7	U		3.6	U	
BIS(2-ETHYLHEXYL)PHTHALATE	68	U		250	J	P	18	U		17	U	
BUTYL BENZYL PHTHALATE	56	U		77	U		15	U		14	U	
CARBAZOLE	21	U		29	U		5.6	U		5.4	U	
CHRYSENE	28	U		180	J	P	7.5	U		7.1	U	
DIBENZO(A,H)ANTHRACENE	35	U		48	U		9.4	U		9	U	
DIBENZOFURAN	27	U		37	U		7.2	U		6.9	U	
DIETHYL PHTHALATE	46	U		62	U		12	U		12	U	
DIMETHYL PHTHALATE	27	U		37	U		7.2	U		6.9	U	
DI-N-BUTYL PHTHALATE	45	U		61	U		12	U		11	U	
DI-N-OCTYL PHTHALATE	21	U		28	U		5.5	U		5.3	U	
FLUORANTHENE	14	U		410			3.6	U		3.5	U	
FLUORENE	24	U		33	U		6.4	U		6.2	U	
HEXACHLOROBENZENE	31	U		42	U		8.1	U		7.7	U	
HEXACHLOROCYCLOPENTADIENE	31	U		42	U		8.1	U		7.8	U	
HEXACHLOROETHANE	27	U		37	UL	D	7.2	U		6.9	U	
INDENO(1,2,3-CD)PYRENE	8.9	U		100	J	P	2.3	U		2.2	U	
ISOPHORONE	31	U		43	U		8.3	U		8	U	
NAPHTHALENE	23	U		230	L	D	6.2	U		5.9	U	
NITROBENZENE	41	U		55	U		11	U		10	U	
N-NITROSODIMETHYLAMINE	33	U		45	U		8.8	U		8.4	U	
N-NITROSO-DI-N-PROPYLAMINE	45	U		61	UL	D	12	U		11	U	
N-NITROSODIPHENYLAMINE	33	U		45	U		8.8	U		8.4	U	
PENTACHLOROPHENOL	140	U		190	UL	D	37	U		36	U	
PHENANTHRENE	19	U		26	U		5.1	U		4.9	U	
PHENOL	32	U		44	UL	D	8.5	U		8.1	U	
PYRENE	43	U		380	L	D	11	U		11	U	

PROJ_NO: 02371 SDG: C9J020291 FRACTION: OS MEDIA: SEDIMENT	NSAMPLE	SD-12-SSDL			SD-13-01			SD-13-02			SD-13-SS		
	LAB_ID	C9J020291030			C9J020291028			C9J020291029			C9J020291027		
	SAMP_DATE	9/30/2009			9/30/2009			9/30/2009			9/30/2009		
	QC_TYPE	NM			NM			NM			NM		
	UNITS	UG/KG			UG/KG			UG/KG			UG/KG		
	PCT_SOLIDS	83.0			35.0			34.0			35.0		
	DUP_OF												
PARAMETER		RESULT	VQL	QLCD	RESULT	VQL	QLCD	RESULT	VQL	QLCD	RESULT	VQL	QLCD
BENZIDINE		160	U		790	U		810	U		770	U	
BENZO(A)ANTHRACENE		6.4	U		31	U		32	U		30	U	
BENZO(A)PYRENE		11	U		54	U		56	U		53	U	
BENZO(B)FLUORANTHENE		8.1	U		39	U		40	U		38	U	
BENZO(G,H,I)PERYLENE		2.9	U		14	U		15	U		14	U	
BENZO(K)FLUORANTHENE		8.3	U		40	U		41	U		39	U	
BENZOIC ACID		6.6	U		32	U		33	U		31	U	
BENZYL ALCOHOL		20	U		98	U		100	U		96	U	
BIS(2-CHLOROETHOXY)METHANE		8	U		39	U		40	U		38	U	
BIS(2-CHLOROETHYL)ETHER		3.5	U		17	U		17	U		17	U	
BIS(2-ETHYLHEXYL)PHTHALATE		17	U		82	U		130	J	P	260	J	P
BUTYL BENZYL PHTHALATE		14	U		73	J	P	70	U		66	U	
CARBAZOLE		5.3	U		25	U		26	U		25	U	
CHRYSENE		7	U		34	U		35	U		33	U	
DIBENZO(A,H)ANTHRACENE		8.8	U		43	U		44	U		42	U	
DIBENZOFURAN		6.8	U		33	U		34	U		32	U	
DIETHYL PHTHALATE		11	U		55	U		110	J	P	59	J	P
DIMETHYL PHTHALATE		6.7	U		33	U		33	U		32	U	
DI-N-BUTYL PHTHALATE		11	U		54	U		55	U		53	U	
DI-N-OCTYL PHTHALATE		5.2	U		25	U		26	U		24	U	
FLUORANTHENE		3.4	U		16	U		17	U		16	U	
FLUORENE		6	U		29	U		30	U		29	U	
HEXACHLOROBENZENE		7.6	U		37	U		38	U		36	U	
HEXACHLOROCYCLOPENTADIENE		7.6	U		37	U		38	U		36	U	
HEXACHLOROETHANE		6.8	U		33	U		34	U		32	U	
INDENO(1,2,3-CD)PYRENE		2.2	U		11	U		11	U		10	U	
ISOPHORONE		7.8	U		38	U		39	U		37	U	
NAPHTHALENE		5.8	U		28	U		29	U		28	U	
NITROBENZENE		10	U		49	U		50	U		48	U	
N-NITROSODIMETHYLAMINE		8.2	U		40	U		41	U		39	U	
N-NITROSO-DI-N-PROPYLAMINE		11	U		54	U		55	U		53	U	
N-NITROSODIPHENYLAMINE		8.2	U		40	U		41	U		39	U	
PENTACHLOROPHENOL		35	U		170	U		170	U		160	U	
PHENANTHRENE		4.8	U		23	U		24	U		23	U	
PHENOL		8	U		38	U		39	U		38	U	
PYRENE		11	U		51	U		53	U		50	U	

PROJ_NO: 02371 SDG: C9J020291 FRACTION: OS MEDIA: SEDIMENT	NSAMPLE	SD-14-01DL			SD-14-02DL			SD-14-SS			SD-15-01DL		
	LAB_ID	C9J020291046			C9J020291047			C9J020291045			C9J020291044		
	SAMP_DATE	10/1/2009			10/1/2009			10/1/2009			10/1/2009		
	QC_TYPE	NM			NM			NM			NM		
	UNITS	UG/KG			UG/KG			UG/KG			UG/KG		
	PCT_SOLIDS	80.0			84.0			68.0			76.0		
	DUP_OF												
PARAMETER		RESULT	VQL	QLCD	RESULT	VQL	QLCD	RESULT	VQL	QLCD	RESULT	VQL	QLCD
BENZIDINE		170	U		160	U		400	U		180	U	
BENZO(A)ANTHRACENE		6.6	U		6.3	U		16	U		7	U	
BENZO(A)PYRENE		12	U		11	U		28	U		12	U	
BENZO(B)FLUORANTHENE		8.4	U		8	U		20	U		8.9	U	
BENZO(G,H,I)PERYLENE		3.1	U		2.9	U		7.2	U		3.2	U	
BENZO(K)FLUORANTHENE		8.7	U		8.3	U		20	U		9.1	U	
BENZOIC ACID		6.9	U		6.6	U		180	J	P	7.3	U	
BENZYL ALCOHOL		21	U		20	U		50	U		22	U	
BIS(2-CHLOROETHOXY)METHANE		8.4	U		8	U		20	U		8.8	U	
BIS(2-CHLOROETHYL)ETHER		3.7	U		3.5	U		8.6	U		3.8	U	
BIS(2-ETHYLHEXYL)PHTHALATE		43	J	P	17	U		42	U		19	U	
BUTYL BENZYL PHTHALATE		15	U		14	U		34	U		15	U	
CARBAZOLE		5.5	U		5.2	U		13	U		5.8	U	
CHRYSENE		7.3	U		6.9	U		17	U		7.6	U	
DIBENZO(A,H)ANTHRACENE		9.2	U		8.7	U		22	U		9.6	U	
DIBENZOFURAN		7.1	U		6.7	U		17	U		7.4	U	
DIETHYL PHTHALATE		12	U		11	U		28	U		12	U	
DIMETHYL PHTHALATE		7	U		6.7	U		17	U		7.4	U	
DI-N-BUTYL PHTHALATE		12	U		11	U		97	J	P	12	U	
DI-N-OCTYL PHTHALATE		5.4	U		5.1	U		13	U		5.6	U	
FLUORANTHENE		3.5	U		3.4	U		52	J	P	3.7	U	
FLUORENE		6.3	U		6	U		15	U		6.6	U	
HEXACHLOROBENZENE		7.9	U		7.5	U		19	U		8.3	U	
HEXACHLOROCYCLOPENTADIENE		7.9	U		7.6	U		19	U		8.3	U	
HEXACHLOROETHANE		7.1	U		6.7	U		17	U		7.4	U	
INDENO(1,2,3-CD)PYRENE		2.3	U		2.2	U		5.4	U		2.4	U	
ISOPHORONE		8.1	U		7.7	U		19	U		8.5	U	
NAPHTHALENE		6.1	U		5.8	U		14	U		6.4	U	
NITROBENZENE		10	U		10	U		25	U		11	U	
N-NITROSODIMETHYLAMINE		8.5	U		8.1	U		20	U		9	U	
N-NITROSO-DI-N-PROPYLAMINE		12	U		11	U		27	U		12	U	
N-NITROSODIPHENYLAMINE		8.5	U		8.1	U		20	U		9	U	
PENTACHLOROPHENOL		36	U		34	U		85	U		38	U	
PHENANTHRENE		5	U		4.7	U		12	U		5.2	U	
PHENOL		8.3	U		7.9	U		20	U		8.7	U	
PYRENE		11	U		11	U		58	J	P	12	U	

PROJ_NO: 02371 SDG: C9J020291 FRACTION: OS MEDIA: SEDIMENT	NSAMPLE	SD-15-SSDL			SD-4-01DL			SD-4-02			SD-4-SSDL		
	LAB_ID	C9J020291043			C9J020291012			C9J020291013			C9J020291011		
	SAMP_DATE	10/1/2009			9/29/2009			9/29/2009			9/29/2009		
	QC_TYPE	NM			NM			NM			NM		
	UNITS	UG/KG			UG/KG			UG/KG			UG/KG		
	PCT_SOLIDS	80.0			31.0			34.0			30.0		
	DUP_OF												
PARAMETER		RESULT	VQL	QLCD	RESULT	VQL	QLCD	RESULT	VQL	QLCD	RESULT	VQL	QLCD
BENZIDINE		170	U		870	U		810	U		890	U	
BENZO(A)ANTHRACENE		6.7	U		750			1800			1200		
BENZO(A)PYRENE		12	U		660			1400			1100		
BENZO(B)FLUORANTHENE		8.5	U		1200			2500			1900		
BENZO(G,H,I)PERYLENE		3.1	U		420			780			590		
BENZO(K)FLUORANTHENE		8.7	U		45	U		41	U		46	U	
BENZOIC ACID		7	U		450	J	P	33	U		710	J	P
BENZYL ALCOHOL		21	U		110	U		100	U		110	U	
BIS(2-CHLOROETHOXY)METHANE		8.4	U		43	U		40	U		44	U	
BIS(2-CHLOROETHYL)ETHER		3.7	U		19	U		17	U		19	U	
BIS(2-ETHYLHEXYL)PHTHALATE		43	J	P	270	J	P	250	J	P	280	J	P
BUTYL BENZYL PHTHALATE		15	U		75	U		69	U		77	U	
CARBAZOLE		5.5	U		28	U		60	J	P	29	U	
CHRYSENE		7.3	U		760			1600			1200		
DIBENZO(A,H)ANTHRACENE		9.2	U		210	J	P	350			250		
DIBENZOFURAN		7.1	U		36	U		33	U		37	U	
DIETHYL PHTHALATE		12	U		61	U		56	U		62	U	
DIMETHYL PHTHALATE		7.1	U		36	U		33	U		37	U	
DI-N-BUTYL PHTHALATE		12	U		60	U		55	U		61	U	
DI-N-OCTYL PHTHALATE		5.4	U		28	U		25	U		28	U	
FLUORANTHENE		3.5	U		1400			3400			2200		
FLUORENE		6.3	U		32	U		30	U		33	U	
HEXACHLOROBENZENE		7.9	U		41	U		37	U		41	U	
HEXACHLOROCYCLOPENTADIENE		8	U		41	U		38	U		42	U	
HEXACHLOROETHANE		7.1	U		36	U		33	U		37	U	
INDENO(1,2,3-CD)PYRENE		2.3	U		370			750			520		
ISOPHORONE		8.2	U		42	U		38	U		43	U	
NAPHTHALENE		6.1	U		210	J	P	200			200	J	P
NITROBENZENE		11	U		54	U		50	U		55	U	
N-NITROSODIMETHYLAMINE		8.6	U		44	U		40	U		45	U	
N-NITROSO-DI-N-PROPYLAMINE		12	U		59	U		55	U		61	U	
N-NITROSODIPHENYLAMINE		8.6	U		44	U		40	U		45	U	
PENTACHLOROPHENOL		36	U		190	U		170	U		190	U	
PHENANTHRENE		5	U		180	J	P	1100			310		
PHENOL		8.3	U		43	U		39	U		43	U	
PYRENE		11	U		1200			2800			1900		

PROJ_NO: 02371 SDG: C9J020291 FRACTION: PEST/PCB MEDIA: SEDIMENT	NSAMPLE	SD-01-01DL			SD-01-02DL			SD-01-SSDL			SD-02-01DL		
	LAB_ID	C9J020291018			C9J020291019			C9J020291017			C9J020291008		
	SAMP_DATE	9/29/2009			9/29/2009			9/29/2009			9/30/2009		
	QC_TYPE	NM			NM			NM			NM		
	UNITS	UG/KG			UG/KG			UG/KG			UG/KG		
	PCT_SOLIDS	52.0			51.0			48.0			66.0		
	DUP_OF												
PARAMETER		RESULT	VQL	QLCD	RESULT	VQL	QLCD	RESULT	VQL	QLCD	RESULT	VQL	QLCD
AROCLOR-1016		2.4	U		2.4	U		2.6	U		1.9	U	
AROCLOR-1221		3	U		3.1	U		3.3	U		2.4	U	
AROCLOR-1232		2.7	U		2.8	U		3	U		2.1	U	
AROCLOR-1242		2.6	U		2.7	U		2.8	U		2	U	
AROCLOR-1248		1.5	U		1.5	U		1.6	U		1.2	U	
AROCLOR-1254		2.3	U		2.3	U		39			1.8	U	
AROCLOR-1260		2.3	U		2.3	U		35			1.8	U	

PROJ_NO: 02371 SDG: C9J020291 FRACTION: PEST/PCB MEDIA: SEDIMENT	NSAMPLE	SD-02-02DL			SD-02-SSDL			SD-03-01-DDL			SD-03-01DL		
	LAB_ID	C9J020291009			C9J020291007			C9J020291022			C9J020291021		
	SAMP_DATE	9/30/2009			9/30/2009			9/30/2009			9/30/2009		
	QC_TYPE	NM			NM			NM			NM		
	UNITS	UG/KG			UG/KG			UG/KG			UG/KG		
	PCT_SOLIDS	68.0			62.0			73.0			73.0		
	DUP_OF							SD-03-01					
PARAMETER		RESULT	VQL	QLCD	RESULT	VQL	QLCD	RESULT	VQL	QLCD	RESULT	VQL	QLCD
AROCLOR-1016		1.8	U		2	U		1.7	U		1.7	U	
AROCLOR-1221		2.3	U		2.6	U		2.1	U		2.2	U	
AROCLOR-1232		2.1	U		2.3	U		1.9	U		2	U	
AROCLOR-1242		2	U		2.2	U		1.8	U		1.9	U	
AROCLOR-1248		1.1	U		1.3	U		1.1	U		1.1	U	
AROCLOR-1254		1.7	U		1.9	U		1.6	U		1.6	U	
AROCLOR-1260		1.7	U		1.9	U		1.6	U		1.6	U	

PROJ_NO: 02371 SDG: C9J020291 FRACTION: PEST/PCB MEDIA: SEDIMENT	NSAMPLE	SD-03-02DL			SD-03-SSDL			SD-05-01DL			SD-05-02DL		
	LAB_ID	C9J020291023			C9J020291010			C9J020291015			C9J020291016		
	SAMP_DATE	9/30/2009			9/30/2009			9/29/2009			9/29/2009		
	QC_TYPE	NM			NM			NM			NM		
	UNITS	UG/KG			UG/KG			UG/KG			UG/KG		
	PCT_SOLIDS	84.0			74.0			47.0			46.0		
	DUP_OF												
PARAMETER		RESULT	VQL	QLCD	RESULT	VQL	QLCD	RESULT	VQL	QLCD	RESULT	VQL	QLCD
AROCLOR-1016		1.4	U		1.7	U		2.6	U		2.7	U	
AROCLOR-1221		1.8	U		2.2	U		3.3	U		3.4	U	
AROCLOR-1232		1.7	U		1.9	U		3	U		3.1	U	
AROCLOR-1242		1.6	U		1.8	U		2.8	U		2.9	U	
AROCLOR-1248		0.92	U		1.1	U		1.7	U		1.7	U	
AROCLOR-1254		1.4	U		1.6	U		2.5	U		2.6	U	
AROCLOR-1260		1.4	U		1.6	U		2.5	U		2.6	U	

PROJ_NO: 02371 SDG: C9J020291 FRACTION: PEST/PCB MEDIA: SEDIMENT	NSAMPLE	SD-05-SS-DDL			SD-05-SSDL			SD-06-01DL			SD-06-02DL		
	LAB_ID	C9J020291048			C9J020291014			C9J020291037			C9J020291038		
	SAMP_DATE	9/29/2009			9/29/2009			9/30/2009			9/30/2009		
	QC_TYPE	NM			NM			NM			NM		
	UNITS	UG/KG			UG/KG			UG/KG			UG/KG		
	PCT_SOLIDS	38.0			38.0			33.0			35.0		
	DUP_OF	SD-05-SS											
PARAMETER		RESULT	VQL	QLCD	RESULT	VQL	QLCD	RESULT	VQL	QLCD	RESULT	VQL	QLCD
AROCLOR-1016		3.3	U		3.2	U		3.6	U		3.6	U	
AROCLOR-1221		4.2	U		4.1	U		4.7	U		4.6	U	
AROCLOR-1232		3.8	U		3.7	U		4.2	U		4.1	U	
AROCLOR-1242		3.6	U		3.5	U		4	U		3.9	U	
AROCLOR-1248		2.1	U		2.1	U		2.3	U		2.3	U	
AROCLOR-1254		3.1	U		3.1	U		78	J	U	3.4	U	
AROCLOR-1260		18	J	P	18	J	P	47	J	U	3.4	U	

PROJ_NO: 02371	NSAMPLE	SD-06-SSDL			SD-07-01DL			SD-07-02DL			SD-07-SSDL		
SDG: C9J020291	LAB_ID	C9J020291036			C9J020291001			C9J020291002			C9J020291020		
FRACTION: PEST/PCB	SAMP_DATE	9/30/2009			9/29/2009			9/29/2009			9/29/2009		
MEDIA: SEDIMENT	QC_TYPE	NM			NM			NM			NM		
	UNITS	UG/KG			UG/KG			UG/KG			UG/KG		
	PCT_SOLIDS	31.0			48.0			52.0			49.0		
	DUP_OF												
PARAMETER		RESULT	VQL	QLCD	RESULT	VQL	QLCD	RESULT	VQL	QLCD	RESULT	VQL	QLCD
AROCLOR-1016		3.9	U		2.6	U		2.3	U		2.5	U	
AROCLOR-1221		5.1	U		3.3	U		3	U		3.2	U	
AROCLOR-1232		4.5	U		3	U		2.7	U		2.8	U	
AROCLOR-1242		4.3	U		2.8	U		2.6	U		2.7	U	
AROCLOR-1248		2.5	U		1.7	U		1.5	U		1.6	U	
AROCLOR-1254		91			2.5	U		2.2	U		2.4	U	
AROCLOR-1260		57	J	U	2.5	U		2.2	U		2.3	U	

PROJ_NO: 02371 SDG: C9J020291 FRACTION: PEST/PCB MEDIA: SEDIMENT	NSAMPLE	SD-08-01DL			SD-08-02-DDL			SD-08-02DL			SD-08-SSDL		
	LAB_ID	C9J020291004			C9J020291006			C9J020291005			C9J020291003		
	SAMP_DATE	9/30/2009			9/30/2009			9/30/2009			9/30/2009		
	QC_TYPE	NM			NM			NM			NM		
	UNITS	UG/KG			UG/KG			UG/KG			UG/KG		
	PCT_SOLIDS	46.0			56.0			50.0			46.0		
	DUP_OF				SD-08-02								
PARAMETER		RESULT	VQL	QLCD	RESULT	VQL	QLCD	RESULT	VQL	QLCD	RESULT	VQL	QLCD
AROCLOR-1016		2.6	U		2.2	U		2.5	U		2.7	UL	D
AROCLOR-1221		3.4	U		2.8	U		3.1	U		3.4	UL	D
AROCLOR-1232		3	U		2.5	U		2.8	U		3.1	UL	D
AROCLOR-1242		2.9	U		2.4	U		2.7	U		2.9	UL	D
AROCLOR-1248		1.7	U		1.4	U		1.6	U		1.7	UL	D
AROCLOR-1254		2.5	U		2.1	U		2.3	U		2.6	UL	D
AROCLOR-1260		2.5	U		2.1	U		2.3	U		2.6	UL	D

PROJ_NO: 02371 SDG: C9J020291 FRACTION: PEST/PCB MEDIA: SEDIMENT	NSAMPLE	SD-09-01DL			SD-09-02DL			SD-09-SS-DDL			SD-09-SSDL		
	LAB_ID	C9J020291040			C9J020291041			C9J020291042			C9J020291039		
	SAMP_DATE	10/1/2009			10/1/2009			10/1/2009			10/1/2009		
	QC_TYPE	NM			NM			NM			NM		
	UNITS	UG/KG			UG/KG			UG/KG			UG/KG		
	PCT_SOLIDS	31.0			35.0			31.0			31.0		
	DUP_OF							SD-09-SS					
PARAMETER		RESULT	VQL	QLCD	RESULT	VQL	QLCD	RESULT	VQL	QLCD	RESULT	VQL	QLCD
AROCLOR-1016		4	U		3.5	U		3.9	U		4	U	
AROCLOR-1221		5.1	U		4.4	U		5	U		5.1	U	
AROCLOR-1232		4.6	U		4	U		4.5	U		4.6	U	
AROCLOR-1242		4.4	U		3.8	U		4.3	U		4.4	U	
AROCLOR-1248		2.5	U		2.2	U		2.5	U		2.5	U	
AROCLOR-1254		100	J	U	71			72			75		
AROCLOR-1260		62	J	U	60	J	U	27	J	U	34	J	U

PROJ_NO: 02371	NSAMPLE	SD-10-01DL			SD-10-02DL			SD-10-SSDL			SD-11-01DL		
SDG: C9J020291	LAB_ID	C9J020291025			C9J020291026			C9J020291024			C9J020291034		
FRACTION: PEST/PCB	SAMP_DATE	9/30/2009			9/30/2009			9/30/2009			10/1/2009		
MEDIA: SEDIMENT	QC_TYPE	NM			NM			NM			NM		
	UNITS	UG/KG			UG/KG			UG/KG			UG/KG		
	PCT_SOLIDS	48.0			32.0			37.0			34.0		
	DUP_OF												
PARAMETER		RESULT	VQL	QLCD	RESULT	VQL	QLCD	RESULT	VQL	QLCD	RESULT	VQL	QLCD
AROCLOR-1016		2.6	U		3.8	U		3.4	U		3.6	U	
AROCLOR-1221		3.3	U		4.9	U		4.4	U		4.6	U	
AROCLOR-1232		3	U		4.4	U		3.9	U		4.1	U	
AROCLOR-1242		2.8	U		4.2	U		3.7	U		3.9	U	
AROCLOR-1248		1.6	U		2.4	U		2.2	U		2.3	U	
AROCLOR-1254		2.5	U		3.6	U		3.2	U		3.4	U	
AROCLOR-1260		2.5	U		3.6	U		3.2	U		3.4	U	

PROJ_NO: 02371 SDG: C9J020291 FRACTION: PEST/PCB MEDIA: SEDIMENT	NSAMPLE	SD-11-02DL			SD-11-SSDL			SD-12-01DL			SD-12-02DL		
	LAB_ID	C9J020291035			C9J020291033			C9J020291031			C9J020291032		
	SAMP_DATE	10/1/2009			10/1/2009			9/30/2009			9/30/2009		
	QC_TYPE	NM			NM			NM			NM		
	UNITS	UG/KG			UG/KG			UG/KG			UG/KG		
	PCT_SOLIDS	41.0			30.0			78.0			82.0		
	DUP_OF												
PARAMETER		RESULT	VQL	QLCD	RESULT	VQL	QLCD	RESULT	VQL	QLCD	RESULT	VQL	QLCD
AROCLOR-1016		3	U		4.1	U		1.6	U		1.5	U	
AROCLOR-1221		3.9	U		5.2	U		2	U		1.9	U	
AROCLOR-1232		3.5	U		4.7	U		1.8	U		1.7	U	
AROCLOR-1242		3.3	U		4.5	U		1.7	U		1.7	U	
AROCLOR-1248		1.9	U		2.6	U		0.99	U		0.97	U	
AROCLOR-1254		2.9	U		100	J	U	1.5	U		1.5	U	
AROCLOR-1260		2.9	U		33	J	U	1.5	U		1.5	U	

PROJ_NO: 02371 SDG: C9J020291 FRACTION: PEST/PCB MEDIA: SEDIMENT	NSAMPLE	SD-12-SSDL			SD-13-01DL			SD-13-02DL			SD-13-SSDL		
	LAB_ID	C9J020291030			C9J020291028			C9J020291029			C9J020291027		
	SAMP_DATE	9/30/2009			9/30/2009			9/30/2009			9/30/2009		
	QC_TYPE	NM			NM			NM			NM		
	UNITS	UG/KG			UG/KG			UG/KG			UG/KG		
	PCT_SOLIDS	83.0			35.0			34.0			35.0		
	DUP_OF												
PARAMETER		RESULT	VQL	QLCD	RESULT	VQL	QLCD	RESULT	VQL	QLCD	RESULT	VQL	QLCD
AROCLOR-1016		1.5	U		3.6	U		3.7	U		3.5	U	
AROCLOR-1221		1.9	U		4.6	U		4.7	U		4.5	U	
AROCLOR-1232		1.7	U		4.1	U		4.3	U		4.1	U	
AROCLOR-1242		1.6	U		3.9	U		4	U		3.9	U	
AROCLOR-1248		0.93	U		2.3	U		2.3	U		2.2	U	
AROCLOR-1254		1.4	U		3.4	U		3.5	U		3.4	U	
AROCLOR-1260		1.4	U		3.4	U		3.5	U		3.4	U	

PROJ_NO: 02371 SDG: C9J020291 FRACTION: PEST/PCB MEDIA: SEDIMENT	NSAMPLE	SD-14-01DL			SD-14-02DL			SD-14-SSDL			SD-15-01DL		
	LAB_ID	C9J020291046			C9J020291047			C9J020291045			C9J020291044		
	SAMP_DATE	10/1/2009			10/1/2009			10/1/2009			10/1/2009		
	QC_TYPE	NM			NM			NM			NM		
	UNITS	UG/KG			UG/KG			UG/KG			UG/KG		
	PCT_SOLIDS	80.0			84.0			68.0			76.0		
	DUP_OF												
PARAMETER		RESULT	VQL	QLCD	RESULT	VQL	QLCD	RESULT	VQL	QLCD	RESULT	VQL	QLCD
AROCLOR-1016		1.5	U		1.4	U		1.8	U		1.6	U	
AROCLOR-1221		1.9	U		1.9	U		2.3	U		2.1	U	
AROCLOR-1232		1.7	U		1.7	U		2.1	U		1.9	U	
AROCLOR-1242		1.7	U		1.6	U		2	U		1.8	U	
AROCLOR-1248		0.96	U		0.92	U		1.2	U		1	U	
AROCLOR-1254		1.5	U		1.4	U		1.7	U		1.6	U	
AROCLOR-1260		1.4	U		1.4	U		1.7	U		1.6	U	

PROJ_NO: 02371 SDG: C9J020291 FRACTION: PEST/PCB MEDIA: SEDIMENT	NSAMPLE	SD-15-SSDL			SD-4-01DL			SD-4-02DL			SD-4-SSDL		
	LAB_ID	C9J020291043			C9J020291012			C9J020291013			C9J020291011		
	SAMP_DATE	10/1/2009			9/29/2009			9/29/2009			9/29/2009		
	QC_TYPE	NM			NM			NM			NM		
	UNITS	UG/KG			UG/KG			UG/KG			UG/KG		
	PCT_SOLIDS	80.0			31.0			34.0			30.0		
	DUP_OF												
PARAMETER		RESULT	VQL	QLCD	RESULT	VQL	QLCD	RESULT	VQL	QLCD	RESULT	VQL	QLCD
AROCLOR-1016		1.6	U		4	U		3.7	U		4	U	
AROCLOR-1221		2	U		5.2	U		4.7	U		5.2	U	
AROCLOR-1232		1.8	U		4.6	U		4.2	U		4.6	U	
AROCLOR-1242		1.7	U		4.4	U		4	U		4.4	U	
AROCLOR-1248		0.99	U		2.6	U		2.3	U		2.6	U	
AROCLOR-1254		1.5	U		88			88			70		
AROCLOR-1260		1.5	U		57	J	U	88			63		

Appendix B

Results as Reported by the Laboratory

Tetra Tech NUS, Inc

Client Sample ID: SD-01-01

GC/MS Volatiles

Lot-Sample #...: C9J020291-018	**Work Order #...:** LLXL81AA	**Matrix.....:** SOLID
Date Sampled...: 09/29/09	**Date Received..:** 10/02/09	**MS Run #.....:**
Prep Date.....: 10/08/09	**Analysis Date..:** 10/08/09	
Prep Batch #...: 9281589	**Analysis Time..:** 03:45	
Dilution Factor: 1	**Initial Wgt/Vol:** 5 g	**Final Wgt/Vol..:** 5 mL
% Moisture.....: 48	**Analyst ID.....:** 402279	**Instrument ID..:** UX8
	Method.....: SW846 8260B	

PARAMETER	RESULT	REPORTING LIMIT	UNITS	MDL
Bromobenzene	ND	9.5	ug/kg	1.4
Acetone	**29 J**	**38**	**ug/kg**	**12**
Benzene	ND	9.5	ug/kg	0.44
Bromochloromethane	ND	9.5	ug/kg	1.4
Bromodichloromethane	ND	9.5	ug/kg	0.53
Bromoform	ND	9.5	ug/kg	0.63
Bromomethane	ND	9.5	ug/kg	1.0
2-Butanone	**3.8 J**	**38**	**ug/kg**	**2.7**
tert-Butyl alcohol	ND	380	ug/kg	15
n-Butylbenzene	ND	9.5	ug/kg	0.44
sec-Butylbenzene	ND	9.5	ug/kg	0.34
tert-Butylbenzene	ND	9.5	ug/kg	0.55
Carbon disulfide	ND	9.5	ug/kg	0.84
Carbon tetrachloride	ND	9.5	ug/kg	0.71
Chlorobenzene	ND	9.5	ug/kg	0.63
Dibromochloromethane	ND	9.5	ug/kg	1.0
Chloroethane	ND	9.5	ug/kg	1.6
2-Chloroethyl vinyl ether	ND	95	ug/kg	2.7
Chloroform	ND	9.5	ug/kg	0.55
Chloromethane	ND	9.5	ug/kg	0.78
2-Chlorotoluene	ND	9.5	ug/kg	0.76
4-Chlorotoluene	ND	9.5	ug/kg	0.78
1,2-Dibromo-3-chloro-propane	ND	19	ug/kg	2.5
1,2-Dibromoethane	ND	9.5	ug/kg	0.95
Dibromomethane	ND	9.5	ug/kg	1.2
1,2-Dichlorobenzene	ND	9.5	ug/kg	0.69
1,3-Dichlorobenzene	ND	9.5	ug/kg	0.67
1,4-Dichlorobenzene	ND	9.5	ug/kg	1.3
Dichlorodifluoromethane	ND	9.5	ug/kg	0.95
1,1-Dichloroethane	ND	9.5	ug/kg	0.69
1,2-Dichloroethane	ND	9.5	ug/kg	0.65
cis-1,2-Dichloroethene	ND	9.5	ug/kg	0.69
trans-1,2-Dichloroethene	ND	9.5	ug/kg	0.78
1,1-Dichloroethene	ND	9.5	ug/kg	0.99
1,2-Dichloropropane	ND	9.5	ug/kg	1.3
1,3-Dichloropropane	ND	9.5	ug/kg	0.65

(Continued on next page)

Tetra Tech NUS, Inc

Client Sample ID: SD-01-01

GC/MS Volatiles

Lot-Sample #...: C9J020291-018 **Work Order #...:** LLXL81AA **Matrix.....:** SOLID

PARAMETER	RESULT	REPORTING LIMIT	UNITS	MDL
2,2-Dichloropropane	ND	9.5	ug/kg	1.8
cis-1,3-Dichloropropene	ND	9.5	ug/kg	0.65
trans-1,3-Dichloropropene	ND	9.5	ug/kg	1.0
1,1-Dichloropropene	ND	9.5	ug/kg	0.57
Tert-amyl methyl ether (TAME)	ND	9.5	ug/kg	0.71
Ethyl-t-Butyl Ether (ETBE)	ND	9.5	ug/kg	0.42
Ethylbenzene	ND	9.5	ug/kg	0.50
Freon 113	ND	9.5	ug/kg	2.5
Hexachlorobutadiene	ND	9.5	ug/kg	2.3
2-Hexanone	ND	38	ug/kg	1.2
Isopropylbenzene	ND	9.5	ug/kg	0.31
Diisopropyl Ether (DIPE)	ND	19	ug/kg	2.9
p-Isopropyltoluene	ND	9.5	ug/kg	0.40
Methylene chloride	**3.3 J**	**9.5**	**ug/kg**	**1.3**
4-Methyl-2-pentanone	ND	38	ug/kg	1.0
Methyl tert-butyl ether	ND	38	ug/kg	0.82
Naphthalene	ND	9.5	ug/kg	0.36
n-Propylbenzene	ND	9.5	ug/kg	0.76
Styrene	ND	9.5	ug/kg	0.29
1,1,1,2-Tetrachloroethane	ND	9.5	ug/kg	1.2
1,1,2,2-Tetrachloroethane	ND	9.5	ug/kg	0.65
Tetrachloroethene	ND	9.5	ug/kg	0.99
Toluene	ND	9.5	ug/kg	0.52
1,2,3-Trichlorobenzene	ND	9.5	ug/kg	0.73
1,2,4-Trichloro-benzene	ND	9.5	ug/kg	0.52
1,1,1-Trichloroethane	ND	9.5	ug/kg	1.1
1,1,2-Trichloroethane	ND	9.5	ug/kg	0.74
Trichloroethene	ND	9.5	ug/kg	0.80
Trichlorofluoromethane	ND	9.5	ug/kg	0.65
1,2,3-Trichloropropane	ND	9.5	ug/kg	1.7
1,2,3-Trimethylbenzene	ND	9.5	ug/kg	0.32
1,2,4-Trimethylbenzene	ND	9.5	ug/kg	1.2
Vinyl acetate	ND	19	ug/kg	0.48
Vinyl chloride	ND	9.5	ug/kg	0.74
m-Xylene & p-Xylene	ND	19	ug/kg	2.3
o-Xylene	ND	9.5	ug/kg	0.67

SURROGATE	PERCENT RECOVERY	RECOVERY LIMITS
Dibromofluoromethane	87	(59 - 138)
1,2-Dichloroethane-d4	79	(61 - 130)
Toluene-d8	88	(60 - 143)
4-Bromofluorobenzene	85	(47 - 158)

(Continued on next page)

Tetra Tech NUS, Inc

Client Sample ID: SD-01-01

GC/MS Volatiles

Lot-Sample #...: C9J020291-018 Work Order #...: LLXL81AA Matrix.....: SOLID

NOTE(S):

Results and reporting limits have been adjusted for dry weight.

J Estimated result. Result is less than RL.

Tetra Tech NUS, Inc

Client Sample ID: SD-01-02

GC/MS Volatiles

Lot-Sample #...:	C9J020291-019	**Work Order #...:**	LLXMA1AA	**Matrix.....:**	SOLID
Date Sampled...:	09/29/09	**Date Received..:**	10/02/09	**MS Run #.....:**	
Prep Date.....:	10/08/09	**Analysis Date..:**	10/08/09		
Prep Batch #...:	9281589	**Analysis Time..:**	04:07		
Dilution Factor:	1	**Initial Wgt/Vol:**	5 g	**Final Wgt/Vol..:**	5 mL
% Moisture.....:	49	**Analyst ID.....:**	402279	**Instrument ID..:**	UX8
		Method.....:	SW846 8260B		

PARAMETER	RESULT	REPORTING LIMIT	UNITS	MDL
Bromobenzene	ND	9.8	ug/kg	1.4
Acetone	**50**	**39**	**ug/kg**	**12**
Benzene	ND	9.8	ug/kg	0.45
Bromochloromethane	ND	9.8	ug/kg	1.4
Bromodichloromethane	ND	9.8	ug/kg	0.55
Bromoform	ND	9.8	ug/kg	0.65
Bromomethane	ND	9.8	ug/kg	1.1
2-Butanone	**8.8 J**	**39**	**ug/kg**	**2.7**
tert-Butyl alcohol	ND	390	ug/kg	15
n-Butylbenzene	ND	9.8	ug/kg	0.45
sec-Butylbenzene	ND	9.8	ug/kg	0.35
tert-Butylbenzene	ND	9.8	ug/kg	0.57
Carbon disulfide	ND	9.8	ug/kg	0.86
Carbon tetrachloride	ND	9.8	ug/kg	0.73
Chlorobenzene	ND	9.8	ug/kg	0.65
Dibromochloromethane	ND	9.8	ug/kg	1.1
Chloroethane	ND	9.8	ug/kg	1.7
2-Chloroethyl vinyl ether	ND	98	ug/kg	2.7
Chloroform	ND	9.8	ug/kg	0.57
Chloromethane	ND	9.8	ug/kg	0.80
2-Chlorotoluene	ND	9.8	ug/kg	0.78
4-Chlorotoluene	ND	9.8	ug/kg	0.80
1,2-Dibromo-3-chloro-propane	ND	20	ug/kg	2.5
1,2-Dibromoethane	ND	9.8	ug/kg	0.98
Dibromomethane	ND	9.8	ug/kg	1.2
1,2-Dichlorobenzene	ND	9.8	ug/kg	0.71
1,3-Dichlorobenzene	ND	9.8	ug/kg	0.69
1,4-Dichlorobenzene	ND	9.8	ug/kg	1.3
Dichlorodifluoromethane	ND	9.8	ug/kg	0.98
1,1-Dichloroethane	ND	9.8	ug/kg	0.71
1,2-Dichloroethane	ND	9.8	ug/kg	0.67
cis-1,2-Dichloroethene	ND	9.8	ug/kg	0.71
trans-1,2-Dichloroethene	ND	9.8	ug/kg	0.80
1,1-Dichloroethene	ND	9.8	ug/kg	1.0
1,2-Dichloropropane	ND	9.8	ug/kg	1.4
1,3-Dichloropropane	ND	9.8	ug/kg	0.67

(Continued on next page)

Tetra Tech NUS, Inc

Client Sample ID: SD-01-02

GC/MS Volatiles

Lot-Sample #...: C9J020291-019 **Work Order #...:** LLXMA1AA **Matrix.....:** SOLID

PARAMETER	RESULT	REPORTING LIMIT	UNITS	MDL
2,2-Dichloropropane	ND	9.8	ug/kg	1.8
cis-1,3-Dichloropropene	ND	9.8	ug/kg	0.67
trans-1,3-Dichloropropene	ND	9.8	ug/kg	1.1
1,1-Dichloropropene	ND	9.8	ug/kg	0.59
Tert-amyl methyl ether (TAME)	ND	9.8	ug/kg	0.73
Ethyl-t-Butyl Ether (ETBE)	ND	9.8	ug/kg	0.43
Ethylbenzene	ND	9.8	ug/kg	0.51
Freon 113	ND	9.8	ug/kg	2.5
Hexachlorobutadiene	ND	9.8	ug/kg	2.4
2-Hexanone	ND	39	ug/kg	1.2
Isopropylbenzene	ND	9.8	ug/kg	0.31
Diisopropyl Ether (DIPE)	ND	20	ug/kg	2.9
p-Isopropyltoluene	ND	9.8	ug/kg	0.41
Methylene chloride	**5.0 J**	**9.8**	**ug/kg**	**1.3**
4-Methyl-2-pentanone	ND	39	ug/kg	1.1
Methyl tert-butyl ether	ND	39	ug/kg	0.84
Naphthalene	ND	9.8	ug/kg	0.37
n-Propylbenzene	ND	9.8	ug/kg	0.78
Styrene	ND	9.8	ug/kg	0.29
1,1,1,2-Tetrachloroethane	ND	9.8	ug/kg	1.2
1,1,2,2-Tetrachloroethane	ND	9.8	ug/kg	0.67
Tetrachloroethene	ND	9.8	ug/kg	1.0
Toluene	ND	9.8	ug/kg	0.53
1,2,3-Trichlorobenzene	ND	9.8	ug/kg	0.75
1,2,4-Trichloro-benzene	ND	9.8	ug/kg	0.53
1,1,1-Trichloroethane	ND	9.8	ug/kg	1.1
1,1,2-Trichloroethane	ND	9.8	ug/kg	0.76
Trichloroethene	ND	9.8	ug/kg	0.82
Trichlorofluoromethane	ND	9.8	ug/kg	0.67
1,2,3-Trichloropropane	ND	9.8	ug/kg	1.8
1,2,3-Trimethylbenzene	ND	9.8	ug/kg	0.33
1,2,4-Trimethylbenzene	ND	9.8	ug/kg	1.3
Vinyl acetate	ND	20	ug/kg	0.49
Vinyl chloride	ND	9.8	ug/kg	0.76
m-Xylene & p-Xylene	ND	20	ug/kg	2.4
o-Xylene	ND	9.8	ug/kg	0.69

SURROGATE	PERCENT RECOVERY	RECOVERY LIMITS
Dibromofluoromethane	87	(59 - 138)
1,2-Dichloroethane-d4	78	(61 - 130)
Toluene-d8	89	(60 - 143)
4-Bromofluorobenzene	85	(47 - 158)

(Continued on next page)

Tetra Tech NUS, Inc

Client Sample ID: SD-01-02

GC/MS Volatiles

Lot-Sample #...: C9J020291-019 Work Order #...: LLXMA1AA Matrix.....: SOLID

NOTE(S):

Results and reporting limits have been adjusted for dry weight.

J Estimated result. Result is less than RL.

Tetra Tech NUS, Inc

Client Sample ID: SD-01-SS

GC/MS Volatiles

Lot-Sample #...: C9J020291-017	**Work Order #...:** LLXL61AA	**Matrix.....:** SOLID
Date Sampled...: 09/29/09	**Date Received..:** 10/02/09	**MS Run #.....:**
Prep Date.....: 10/08/09	**Analysis Date..:** 10/08/09	
Prep Batch #...: 9281589	**Analysis Time..:** 03:22	
Dilution Factor: 1	**Initial Wgt/Vol:** 5 g	**Final Wgt/Vol..:** 5 mL
% Moisture.....: 52	**Analyst ID.....:** 402279	**Instrument ID..:** UX8
	Method.....: SW846 8260B	

PARAMETER	RESULT	REPORTING LIMIT	UNITS	MDL
Bromobenzene	ND	10	ug/kg	1.5
Acetone	**71**	**41**	**ug/kg**	**13**
Benzene	ND	10	ug/kg	0.48
Bromochloromethane	ND	10	ug/kg	1.5
Bromodichloromethane	ND	10	ug/kg	0.58
Bromoform	ND	10	ug/kg	0.68
Bromomethane	ND	10	ug/kg	1.1
2-Butanone	**7.8 J**	**41**	**ug/kg**	**2.9**
tert-Butyl alcohol	ND	410	ug/kg	16
n-Butylbenzene	ND	10	ug/kg	0.48
sec-Butylbenzene	ND	10	ug/kg	0.37
tert-Butylbenzene	ND	10	ug/kg	0.60
Carbon disulfide	**2.5 J**	**10**	**ug/kg**	**0.91**
Carbon tetrachloride	ND	10	ug/kg	0.77
Chlorobenzene	ND	10	ug/kg	0.68
Dibromochloromethane	ND	10	ug/kg	1.1
Chloroethane	ND	10	ug/kg	1.8
2-Chloroethyl vinyl ether	ND	100	ug/kg	2.9
Chloroform	ND	10	ug/kg	0.60
Chloromethane	ND	10	ug/kg	0.85
2-Chlorotoluene	ND	10	ug/kg	0.83
4-Chlorotoluene	ND	10	ug/kg	0.85
1,2-Dibromo-3-chloro-propane	ND	21	ug/kg	2.7
1,2-Dibromoethane	ND	10	ug/kg	1.0
Dibromomethane	ND	10	ug/kg	1.3
1,2-Dichlorobenzene	ND	10	ug/kg	0.75
1,3-Dichlorobenzene	ND	10	ug/kg	0.72
1,4-Dichlorobenzene	ND	10	ug/kg	1.4
Dichlorodifluoromethane	ND	10	ug/kg	1.0
1,1-Dichloroethane	ND	10	ug/kg	0.75
1,2-Dichloroethane	ND	10	ug/kg	0.70
cis-1,2-Dichloroethene	ND	10	ug/kg	0.75
trans-1,2-Dichloroethene	ND	10	ug/kg	0.85
1,1-Dichloroethene	ND	10	ug/kg	1.1
1,2-Dichloropropane	ND	10	ug/kg	1.4
1,3-Dichloropropane	ND	10	ug/kg	0.70

(Continued on next page)

Tetra Tech NUS, Inc

Client Sample ID: SD-01-SS

GC/MS Volatiles

Lot-Sample #...: C9J020291-017 Work Order #...: LLXL61AA Matrix.....: SOLID

PARAMETER	RESULT	REPORTING LIMIT	UNITS	MDL
2,2-Dichloropropane	ND	10	ug/kg	1.9
cis-1,3-Dichloropropene	ND	10	ug/kg	0.70
trans-1,3-Dichloropropene	ND	10	ug/kg	1.1
1,1-Dichloropropene	ND	10	ug/kg	0.62
Tert-amyl methyl ether (TAME)	ND	10	ug/kg	0.77
Ethyl-t-Butyl Ether (ETBE)	ND	10	ug/kg	0.46
Ethylbenzene	ND	10	ug/kg	0.54
Freon 113	ND	10	ug/kg	2.7
Hexachlorobutadiene	ND	10	ug/kg	2.5
2-Hexanone	ND	41	ug/kg	1.3
Isopropylbenzene	ND	10	ug/kg	0.33
Diisopropyl Ether (DIPE)	ND	21	ug/kg	3.1
p-Isopropyltoluene	ND	10	ug/kg	0.43
Methylene chloride	ND	10	ug/kg	1.4
4-Methyl-2-pentanone	ND	41	ug/kg	1.1
Methyl tert-butyl ether	ND	41	ug/kg	0.89
Naphthalene	ND	10	ug/kg	0.39
n-Propylbenzene	ND	10	ug/kg	0.83
Styrene	ND	10	ug/kg	0.31
1,1,1,2-Tetrachloroethane	ND	10	ug/kg	1.3
1,1,2,2-Tetrachloroethane	ND	10	ug/kg	0.70
Tetrachloroethene	ND	10	ug/kg	1.1
Toluene	ND	10	ug/kg	0.56
1,2,3-Trichlorobenzene	ND	10	ug/kg	0.79
1,2,4-Trichloro-benzene	ND	10	ug/kg	0.56
1,1,1-Trichloroethane	ND	10	ug/kg	1.2
1,1,2-Trichloroethane	ND	10	ug/kg	0.81
Trichloroethene	ND	10	ug/kg	0.87
Trichlorofluoromethane	ND	10	ug/kg	0.70
1,2,3-Trichloropropane	ND	10	ug/kg	1.9
1,2,3-Trimethylbenzene	ND	10	ug/kg	0.35
1,2,4-Trimethylbenzene	ND	10	ug/kg	1.3
Vinyl acetate	ND	21	ug/kg	0.52
Vinyl chloride	ND	10	ug/kg	0.81
m-Xylene & p-Xylene	ND	21	ug/kg	2.5
o-Xylene	ND	10	ug/kg	0.72

SURROGATE	PERCENT RECOVERY	RECOVERY LIMITS
Dibromofluoromethane	93	(59 - 138)
1,2-Dichloroethane-d4	92	(61 - 130)
Toluene-d8	94	(60 - 143)
4-Bromofluorobenzene	97	(47 - 158)

(Continued on next page)

Tetra Tech NUS, Inc

Client Sample ID: SD-01-SS

GC/MS Volatiles

Lot-Sample #...: C9J020291-017 Work Order #...: LLXL61AA Matrix.....: SOLID

NOTE(S):

Results and reporting limits have been adjusted for dry weight.

J Estimated result. Result is less than RL.

Tetra Tech NUS, Inc

Client Sample ID: SD-02-01

GC/MS Volatiles

Lot-Sample #...: C9J020291-008	**Work Order #...:** LLXLP1AA	**Matrix.....:** SOLID
Date Sampled...: 09/30/09	**Date Received..:** 10/02/09	**MS Run #.....:** 9282285
Prep Date.....: 10/08/09	**Analysis Date..:** 10/08/09	
Prep Batch #...: 9282464	**Analysis Time..:** 21:08	
Dilution Factor: 1	**Initial Wgt/Vol:** 5 g	**Final Wgt/Vol..:** 5 mL
% Moisture.....: 34	**Analyst ID.....:** 402279	**Instrument ID..:** UX8
	Method.....: SW846 8260B	

PARAMETER	RESULT	REPORTING LIMIT	UNITS	MDL
Bromobenzene	ND	7.5	ug/kg	1.1
Acetone	**66**	**30**	**ug/kg**	**9.5**
Benzene	ND	7.5	ug/kg	0.35
Bromochloromethane	ND	7.5	ug/kg	1.1
Bromodichloromethane	ND	7.5	ug/kg	0.42
Bromoform	ND	7.5	ug/kg	0.50
Bromomethane	ND	7.5	ug/kg	0.81
2-Butanone	**5.1 J**	**30**	**ug/kg**	**2.1**
tert-Butyl alcohol	ND	300	ug/kg	11
n-Butylbenzene	ND	7.5	ug/kg	0.35
sec-Butylbenzene	ND	7.5	ug/kg	0.27
tert-Butylbenzene	ND	7.5	ug/kg	0.44
Carbon disulfide	**3.0 J**	**7.5**	**ug/kg**	**0.66**
Carbon tetrachloride	ND	7.5	ug/kg	0.56
Chlorobenzene	ND	7.5	ug/kg	0.50
Dibromochloromethane	ND	7.5	ug/kg	0.83
Chloroethane	ND	7.5	ug/kg	1.3
2-Chloroethyl vinyl ether	ND	75	ug/kg	2.1
Chloroform	ND	7.5	ug/kg	0.44
Chloromethane	ND	7.5	ug/kg	0.62
2-Chlorotoluene	ND	7.5	ug/kg	0.60
4-Chlorotoluene	ND	7.5	ug/kg	0.62
1,2-Dibromo-3-chloro-propane	ND	15	ug/kg	2.0
1,2-Dibromoethane	ND	7.5	ug/kg	0.75
Dibromomethane	ND	7.5	ug/kg	0.95
1,2-Dichlorobenzene	ND	7.5	ug/kg	0.54
1,3-Dichlorobenzene	ND	7.5	ug/kg	0.53
1,4-Dichlorobenzene	ND	7.5	ug/kg	0.99
Dichlorodifluoromethane	ND	7.5	ug/kg	0.75
1,1-Dichloroethane	ND	7.5	ug/kg	0.54
1,2-Dichloroethane	ND	7.5	ug/kg	0.51
cis-1,2-Dichloroethene	**2.6 J**	**7.5**	**ug/kg**	**0.54**
trans-1,2-Dichloroethene	ND	7.5	ug/kg	0.62
1,1-Dichloroethene	ND	7.5	ug/kg	0.78
1,2-Dichloropropane	ND	7.5	ug/kg	1.0
1,3-Dichloropropane	ND	7.5	ug/kg	0.51

(Continued on next page)

Tetra Tech NUS, Inc

Client Sample ID: SD-02-01

GC/MS Volatiles

Lot-Sample #...: C9J020291-008 **Work Order #...:** LLXLP1AA **Matrix.....:** SOLID

PARAMETER	RESULT	REPORTING LIMIT	UNITS	MDL
2,2-Dichloropropane	ND	7.5	ug/kg	1.4
cis-1,3-Dichloropropene	ND	7.5	ug/kg	0.51
trans-1,3-Dichloropropene	ND	7.5	ug/kg	0.81
1,1-Dichloropropene	ND	7.5	ug/kg	0.45
Tert-amyl methyl ether (TAME)	ND	7.5	ug/kg	0.56
Ethyl-t-Butyl Ether (ETBE)	ND	7.5	ug/kg	0.33
Ethylbenzene	ND	7.5	ug/kg	0.39
Freon 113	ND	7.5	ug/kg	2.0
Hexachlorobutadiene	ND	7.5	ug/kg	1.8
2-Hexanone	ND	30	ug/kg	0.95
Isopropylbenzene	ND	7.5	ug/kg	0.24
Diisopropyl Ether (DIPE)	ND	15	ug/kg	2.3
p-Isopropyltoluene	ND	7.5	ug/kg	0.32
Methylene chloride	**4.2 J**	**7.5**	**ug/kg**	**1.0**
4-Methyl-2-pentanone	ND	30	ug/kg	0.81
Methyl tert-butyl ether	ND	30	ug/kg	0.65
Naphthalene	ND	7.5	ug/kg	0.29
n-Propylbenzene	ND	7.5	ug/kg	0.60
Styrene	ND	7.5	ug/kg	0.23
1,1,1,2-Tetrachloroethane	ND	7.5	ug/kg	0.93
1,1,2,2-Tetrachloroethane	ND	7.5	ug/kg	0.51
Tetrachloroethene	ND	7.5	ug/kg	0.78
Toluene	ND	7.5	ug/kg	0.41
1,2,3-Trichlorobenzene	ND	7.5	ug/kg	0.57
1,2,4-Trichloro-benzene	ND	7.5	ug/kg	0.41
1,1,1-Trichloroethane	ND	7.5	ug/kg	0.84
1,1,2-Trichloroethane	ND	7.5	ug/kg	0.59
Trichloroethene	**0.95 J**	**7.5**	**ug/kg**	**0.63**
Trichlorofluoromethane	ND	7.5	ug/kg	0.51
1,2,3-Trichloropropane	ND	7.5	ug/kg	1.4
1,2,3-Trimethylbenzene	ND	7.5	ug/kg	0.26
1,2,4-Trimethylbenzene	ND	7.5	ug/kg	0.98
Vinyl acetate	ND	15	ug/kg	0.38
Vinyl chloride	ND	7.5	ug/kg	0.59
m-Xylene & p-Xylene	ND	15	ug/kg	1.8
o-Xylene	ND	7.5	ug/kg	0.53

SURROGATE	PERCENT RECOVERY	RECOVERY LIMITS
Dibromofluoromethane	96	(59 - 138)
1,2-Dichloroethane-d4	96	(61 - 130)
Toluene-d8	92	(60 - 143)
4-Bromofluorobenzene	89	(47 - 158)

(Continued on next page)

Tetra Tech NUS, Inc

Client Sample ID: SD-02-01

GC/MS Volatiles

Lot-Sample #...: C9J020291-008 Work Order #...: LLXLP1AA Matrix.....: SOLID

NOTE(S):

Results and reporting limits have been adjusted for dry weight.

J Estimated result. Result is less than RL.

Tetra Tech NUS, Inc

Client Sample ID: SD-02-02

GC/MS Volatiles

Lot-Sample #...: C9J020291-009	**Work Order #...:** LLXLT1AA	**Matrix.....:** SOLID	
Date Sampled...: 09/30/09	**Date Received..:** 10/02/09	**MS Run #.....:** 9282285	
Prep Date.....: 10/08/09	**Analysis Date..:** 10/08/09		
Prep Batch #...: 9282464	**Analysis Time..:** 21:29		
Dilution Factor: 1	**Initial Wgt/Vol:** 5 g	**Final Wgt/Vol..:** 5 mL	
% Moisture.....: 32	**Analyst ID.....:** 402279	**Instrument ID..:** UX8	
	Method.....: SW846 8260B		

PARAMETER	RESULT	REPORTING LIMIT	UNITS	MDL
Bromobenzene	ND	7.4	ug/kg	1.0
Acetone	**120**	**30**	**ug/kg**	**9.3**
Benzene	ND	7.4	ug/kg	0.34
Bromochloromethane	ND	7.4	ug/kg	1.0
Bromodichloromethane	ND	7.4	ug/kg	0.41
Bromoform	ND	7.4	ug/kg	0.49
Bromomethane	ND	7.4	ug/kg	0.80
2-Butanone	**27 J**	**30**	**ug/kg**	**2.1**
tert-Butyl alcohol	ND	300	ug/kg	11
n-Butylbenzene	ND	7.4	ug/kg	0.34
sec-Butylbenzene	ND	7.4	ug/kg	0.27
tert-Butylbenzene	ND	7.4	ug/kg	0.43
Carbon disulfide	**30**	**7.4**	**ug/kg**	**0.65**
Carbon tetrachloride	ND	7.4	ug/kg	0.55
Chlorobenzene	ND	7.4	ug/kg	0.49
Dibromochloromethane	ND	7.4	ug/kg	0.81
Chloroethane	ND	7.4	ug/kg	1.3
2-Chloroethyl vinyl ether	ND	74	ug/kg	2.1
Chloroform	ND	7.4	ug/kg	0.43
Chloromethane	ND	7.4	ug/kg	0.61
2-Chlorotoluene	ND	7.4	ug/kg	0.59
4-Chlorotoluene	ND	7.4	ug/kg	0.61
1,2-Dibromo-3-chloro-propane	ND	15	ug/kg	1.9
1,2-Dibromoethane	ND	7.4	ug/kg	0.74
Dibromomethane	ND	7.4	ug/kg	0.93
1,2-Dichlorobenzene	ND	7.4	ug/kg	0.53
1,3-Dichlorobenzene	ND	7.4	ug/kg	0.52
1,4-Dichlorobenzene	ND	7.4	ug/kg	0.97
Dichlorodifluoromethane	ND	7.4	ug/kg	0.74
1,1-Dichloroethane	ND	7.4	ug/kg	0.53
1,2-Dichloroethane	ND	7.4	ug/kg	0.50
cis-1,2-Dichloroethene	**2.7 J**	**7.4**	**ug/kg**	**0.53**
trans-1,2-Dichloroethene	ND	7.4	ug/kg	0.61
1,1-Dichloroethene	ND	7.4	ug/kg	0.77
1,2-Dichloropropane	ND	7.4	ug/kg	1.0
1,3-Dichloropropane	ND	7.4	ug/kg	0.50

(Continued on next page)

Tetra Tech NUS, Inc

Client Sample ID: SD-02-02

GC/MS Volatiles

Lot-Sample #...: C9J020291-009 **Work Order #...:** LLXLT1AA **Matrix.....:** SOLID

PARAMETER	RESULT	REPORTING LIMIT	UNITS	MDL
2,2-Dichloropropane	ND	7.4	ug/kg	1.4
cis-1,3-Dichloropropene	ND	7.4	ug/kg	0.50
trans-1,3-Dichloropropene	ND	7.4	ug/kg	0.80
1,1-Dichloropropene	ND	7.4	ug/kg	0.44
Tert-amyl methyl ether (TAME)	ND	7.4	ug/kg	0.55
Ethyl-t-Butyl Ether (ETBE)	ND	7.4	ug/kg	0.32
Ethylbenzene	ND	7.4	ug/kg	0.38
Freon 113	ND	7.4	ug/kg	1.9
Hexachlorobutadiene	ND	7.4	ug/kg	1.8
2-Hexanone	ND	30	ug/kg	0.93
Isopropylbenzene	ND	7.4	ug/kg	0.24
Diisopropyl Ether (DIPE)	ND	15	ug/kg	2.2
p-Isopropyltoluene	ND	7.4	ug/kg	0.31
Methylene chloride	**9.9**	**7.4**	**ug/kg**	**0.99**
4-Methyl-2-pentanone	ND	30	ug/kg	0.80
Methyl tert-butyl ether	ND	30	ug/kg	0.63
Naphthalene	ND	7.4	ug/kg	0.28
n-Propylbenzene	ND	7.4	ug/kg	0.59
Styrene	ND	7.4	ug/kg	0.22
1,1,1,2-Tetrachloroethane	ND	7.4	ug/kg	0.91
1,1,2,2-Tetrachloroethane	ND	7.4	ug/kg	0.50
Tetrachloroethene	ND	7.4	ug/kg	0.77
Toluene	**0.92 J**	**7.4**	**ug/kg**	**0.40**
1,2,3-Trichlorobenzene	ND	7.4	ug/kg	0.56
1,2,4-Trichloro-benzene	ND	7.4	ug/kg	0.40
1,1,1-Trichloroethane	ND	7.4	ug/kg	0.83
1,1,2-Trichloroethane	ND	7.4	ug/kg	0.58
Trichloroethene	**3.2 J**	**7.4**	**ug/kg**	**0.62**
Trichlorofluoromethane	ND	7.4	ug/kg	0.50
1,2,3-Trichloropropane	ND	7.4	ug/kg	1.3
1,2,3-Trimethylbenzene	ND	7.4	ug/kg	0.25
1,2,4-Trimethylbenzene	ND	7.4	ug/kg	0.96
Vinyl acetate	ND	15	ug/kg	0.37
Vinyl chloride	ND	7.4	ug/kg	0.58
m-Xylene & p-Xylene	ND	15	ug/kg	1.8
o-Xylene	ND	7.4	ug/kg	0.52

SURROGATE	PERCENT RECOVERY	RECOVERY LIMITS
Dibromofluoromethane	93	(59 - 138)
1,2-Dichloroethane-d4	85	(61 - 130)
Toluene-d8	86	(60 - 143)
4-Bromofluorobenzene	77	(47 - 158)

(Continued on next page)

Tetra Tech NUS, Inc

Client Sample ID: SD-02-02

GC/MS Volatiles

Lot-Sample #...: C9J020291-009 Work Order #...: LLXLT1AA Matrix.....: SOLID

NOTE(S):

Results and reporting limits have been adjusted for dry weight.

J Estimated result. Result is less than RL.

Tetra Tech NUS, Inc

Client Sample ID: SD-02-SS

GC/MS Volatiles

Lot-Sample #...:	C9J020291-007	**Work Order #...:**	LLXLM1AA	**Matrix.....:**	SOLID
Date Sampled...:	09/30/09	**Date Received..:**	10/02/09	**MS Run #.....:**	9282285
Prep Date.....:	10/08/09	**Analysis Date..:**	10/08/09		
Prep Batch #...:	9282464	**Analysis Time..:**	20:46		
Dilution Factor:	1	**Initial Wgt/Vol:**	5 g	**Final Wgt/Vol..:**	5 mL
% Moisture.....:	38	**Analyst ID.....:**	402279	**Instrument ID..:**	UX8
		Method.....:	SW846 8260B		

PARAMETER	RESULT	REPORTING LIMIT	UNITS	MDL
Bromobenzene	ND	8.1	ug/kg	1.1
Acetone	**47**	**32**	**ug/kg**	**10**
Benzene	ND	8.1	ug/kg	0.37
Bromochloromethane	ND	8.1	ug/kg	1.1
Bromodichloromethane	ND	8.1	ug/kg	0.45
Bromoform	ND	8.1	ug/kg	0.53
Bromomethane	ND	8.1	ug/kg	0.87
2-Butanone	ND	32	ug/kg	2.3
tert-Butyl alcohol	ND	320	ug/kg	12
n-Butylbenzene	ND	8.1	ug/kg	0.37
sec-Butylbenzene	ND	8.1	ug/kg	0.29
tert-Butylbenzene	ND	8.1	ug/kg	0.47
Carbon disulfide	**4.2 J**	**8.1**	**ug/kg**	**0.71**
Carbon tetrachloride	ND	8.1	ug/kg	0.60
Chlorobenzene	ND	8.1	ug/kg	0.53
Dibromochloromethane	ND	8.1	ug/kg	0.89
Chloroethane	ND	8.1	ug/kg	1.4
2-Chloroethyl vinyl ether	ND	81	ug/kg	2.3
Chloroform	ND	8.1	ug/kg	0.47
Chloromethane	ND	8.1	ug/kg	0.66
2-Chlorotoluene	ND	8.1	ug/kg	0.65
4-Chlorotoluene	ND	8.1	ug/kg	0.66
1,2-Dibromo-3-chloro-propane	ND	16	ug/kg	2.1
1,2-Dibromoethane	ND	8.1	ug/kg	0.81
Dibromomethane	ND	8.1	ug/kg	1.0
1,2-Dichlorobenzene	ND	8.1	ug/kg	0.58
1,3-Dichlorobenzene	ND	8.1	ug/kg	0.57
1,4-Dichlorobenzene	ND	8.1	ug/kg	1.1
Dichlorodifluoromethane	ND	8.1	ug/kg	0.81
1,1-Dichloroethane	ND	8.1	ug/kg	0.58
1,2-Dichloroethane	ND	8.1	ug/kg	0.55
cis-1,2-Dichloroethene	ND	8.1	ug/kg	0.58
trans-1,2-Dichloroethene	ND	8.1	ug/kg	0.66
1,1-Dichloroethene	ND	8.1	ug/kg	0.84
1,2-Dichloropropane	ND	8.1	ug/kg	1.1
1,3-Dichloropropane	ND	8.1	ug/kg	0.55

(Continued on next page)

Tetra Tech NUS, Inc

Client Sample ID: SD-02-SS

GC/MS Volatiles

Lot-Sample #...: C9J020291-007 **Work Order #...:** LLXLM1AA **Matrix.....:** SOLID

PARAMETER	RESULT	REPORTING LIMIT	UNITS	MDL
2,2-Dichloropropane	ND	8.1	ug/kg	1.5
cis-1,3-Dichloropropene	ND	8.1	ug/kg	0.55
trans-1,3-Dichloropropene	ND	8.1	ug/kg	0.87
1,1-Dichloropropene	ND	8.1	ug/kg	0.48
Tert-amyl methyl ether (TAME)	ND	8.1	ug/kg	0.60
Ethyl-t-Butyl Ether (ETBE)	ND	8.1	ug/kg	0.36
Ethylbenzene	ND	8.1	ug/kg	0.42
Freon 113	ND	8.1	ug/kg	2.1
Hexachlorobutadiene	ND	8.1	ug/kg	1.9
2-Hexanone	ND	32	ug/kg	1.0
Isopropylbenzene	ND	8.1	ug/kg	0.26
Diisopropyl Ether (DIPE)	ND	16	ug/kg	2.4
p-Isopropyltoluene	ND	8.1	ug/kg	0.34
Methylene chloride	**6.2 J**	**8.1**	**ug/kg**	**1.1**
4-Methyl-2-pentanone	ND	32	ug/kg	0.87
Methyl tert-butyl ether	ND	32	ug/kg	0.69
Naphthalene	ND	8.1	ug/kg	0.31
n-Propylbenzene	ND	8.1	ug/kg	0.65
Styrene	ND	8.1	ug/kg	0.24
1,1,1,2-Tetrachloroethane	ND	8.1	ug/kg	1.0
1,1,2,2-Tetrachloroethane	ND	8.1	ug/kg	0.55
Tetrachloroethene	ND	8.1	ug/kg	0.84
Toluene	**5.2 J**	**8.1**	**ug/kg**	**0.44**
1,2,3-Trichlorobenzene	ND	8.1	ug/kg	0.61
1,2,4-Trichloro-benzene	ND	8.1	ug/kg	0.44
1,1,1-Trichloroethane	ND	8.1	ug/kg	0.90
1,1,2-Trichloroethane	ND	8.1	ug/kg	0.63
Trichloroethene	ND	8.1	ug/kg	0.68
Trichlorofluoromethane	ND	8.1	ug/kg	0.55
1,2,3-Trichloropropane	ND	8.1	ug/kg	1.5
1,2,3-Trimethylbenzene	ND	8.1	ug/kg	0.27
1,2,4-Trimethylbenzene	ND	8.1	ug/kg	1.1
Vinyl acetate	ND	16	ug/kg	0.40
Vinyl chloride	ND	8.1	ug/kg	0.63
m-Xylene & p-Xylene	ND	16	ug/kg	1.9
o-Xylene	ND	8.1	ug/kg	0.57

SURROGATE	PERCENT RECOVERY	RECOVERY LIMITS
Dibromofluoromethane	90	(59 - 138)
1,2-Dichloroethane-d4	81	(61 - 130)
Toluene-d8	89	(60 - 143)
4-Bromofluorobenzene	79	(47 - 158)

(Continued on next page)

Tetra Tech NUS, Inc

Client Sample ID: SD-02-SS

GC/MS Volatiles

Lot-Sample #...: C9J020291-007 Work Order #...: LLXLM1AA Matrix.....: SOLID

NOTE(S):

Results and reporting limits have been adjusted for dry weight.

J Estimated result. Result is less than RL.

Tetra Tech NUS, Inc

Client Sample ID: SD-03-01

GC/MS Volatiles

Lot-Sample #...: C9J020291-021	**Work Order #...:** LLXMD1AA	**Matrix.....:** SOLID
Date Sampled...: 09/30/09	**Date Received..:** 10/02/09	**MS Run #.....:** 9282285
Prep Date.....: 10/08/09	**Analysis Date..:** 10/08/09	
Prep Batch #...: 9282464	**Analysis Time..:** 22:13	
Dilution Factor: 1	**Initial Wgt/Vol:** 5 g	**Final Wgt/Vol..:** 5 mL
% Moisture.....: 27	**Analyst ID.....:** 402279	**Instrument ID..:** UX8
	Method.....: SW846 8260B	

PARAMETER	RESULT	REPORTING LIMIT	UNITS	MDL
Bromobenzene	ND	6.8	ug/kg	0.97
Acetone	**51**	**27**	**ug/kg**	**8.6**
Benzene	ND	6.8	ug/kg	0.31
Bromochloromethane	ND	6.8	ug/kg	0.97
Bromodichloromethane	ND	6.8	ug/kg	0.38
Bromoform	ND	6.8	ug/kg	0.45
Bromomethane	ND	6.8	ug/kg	0.74
2-Butanone	**5.1 J**	**27**	**ug/kg**	**1.9**
tert-Butyl alcohol	ND	270	ug/kg	10
n-Butylbenzene	ND	6.8	ug/kg	0.31
sec-Butylbenzene	ND	6.8	ug/kg	0.25
tert-Butylbenzene	ND	6.8	ug/kg	0.40
Carbon disulfide	**3.9 J**	**6.8**	**ug/kg**	**0.60**
Carbon tetrachloride	ND	6.8	ug/kg	0.51
Chlorobenzene	ND	6.8	ug/kg	0.45
Dibromochloromethane	ND	6.8	ug/kg	0.75
Chloroethane	ND	6.8	ug/kg	1.2
2-Chloroethyl vinyl ether	ND	68	ug/kg	1.9
Chloroform	ND	6.8	ug/kg	0.40
Chloromethane	ND	6.8	ug/kg	0.56
2-Chlorotoluene	ND	6.8	ug/kg	0.55
4-Chlorotoluene	ND	6.8	ug/kg	0.56
1,2-Dibromo-3-chloro-propane	ND	14	ug/kg	1.8
1,2-Dibromoethane	ND	6.8	ug/kg	0.68
Dibromomethane	ND	6.8	ug/kg	0.86
1,2-Dichlorobenzene	ND	6.8	ug/kg	0.49
1,3-Dichlorobenzene	ND	6.8	ug/kg	0.48
1,4-Dichlorobenzene	ND	6.8	ug/kg	0.90
Dichlorodifluoromethane	ND	6.8	ug/kg	0.68
1,1-Dichloroethane	ND	6.8	ug/kg	0.49
1,2-Dichloroethane	ND	6.8	ug/kg	0.47
cis-1,2-Dichloroethene	**0.71 J**	**6.8**	**ug/kg**	**0.49**
trans-1,2-Dichloroethene	ND	6.8	ug/kg	0.56
1,1-Dichloroethene	ND	6.8	ug/kg	0.71
1,2-Dichloropropane	ND	6.8	ug/kg	0.94
1,3-Dichloropropane	ND	6.8	ug/kg	0.47

(Continued on next page)

Tetra Tech NUS, Inc

Client Sample ID: SD-03-01

GC/MS Volatiles

Lot-Sample #...: C9J020291-021 **Work Order #...:** LLXMD1AA **Matrix.....:** SOLID

PARAMETER	RESULT	REPORTING LIMIT	UNITS	MDL
2,2-Dichloropropane	ND	6.8	ug/kg	1.3
cis-1,3-Dichloropropene	ND	6.8	ug/kg	0.47
trans-1,3-Dichloropropene	ND	6.8	ug/kg	0.74
1,1-Dichloropropene	ND	6.8	ug/kg	0.41
Tert-amyl methyl ether (TAME)	ND	6.8	ug/kg	0.51
Ethyl-t-Butyl Ether (ETBE)	ND	6.8	ug/kg	0.30
Ethylbenzene	ND	6.8	ug/kg	0.36
Freon 113	ND	6.8	ug/kg	1.8
Hexachlorobutadiene	ND	6.8	ug/kg	1.6
2-Hexanone	ND	27	ug/kg	0.86
Isopropylbenzene	ND	6.8	ug/kg	0.22
Diisopropyl Ether (DIPE)	ND	14	ug/kg	2.1
p-Isopropyltoluene	ND	6.8	ug/kg	0.29
Methylene chloride	**7.0**	**6.8**	**ug/kg**	**0.92**
4-Methyl-2-pentanone	ND	27	ug/kg	0.74
Methyl tert-butyl ether	ND	27	ug/kg	0.59
Naphthalene	ND	6.8	ug/kg	0.26
n-Propylbenzene	ND	6.8	ug/kg	0.55
Styrene	ND	6.8	ug/kg	0.21
1,1,1,2-Tetrachloroethane	ND	6.8	ug/kg	0.85
1,1,2,2-Tetrachloroethane	ND	6.8	ug/kg	0.47
Tetrachloroethene	ND	6.8	ug/kg	0.71
Toluene	**0.41 J**	**6.8**	**ug/kg**	**0.37**
1,2,3-Trichlorobenzene	ND	6.8	ug/kg	0.52
1,2,4-Trichloro-benzene	ND	6.8	ug/kg	0.37
1,1,1-Trichloroethane	ND	6.8	ug/kg	0.77
1,1,2-Trichloroethane	ND	6.8	ug/kg	0.53
Trichloroethene	ND	6.8	ug/kg	0.57
Trichlorofluoromethane	ND	6.8	ug/kg	0.47
1,2,3-Trichloropropane	ND	6.8	ug/kg	1.2
1,2,3-Trimethylbenzene	ND	6.8	ug/kg	0.23
1,2,4-Trimethylbenzene	ND	6.8	ug/kg	0.89
Vinyl acetate	ND	14	ug/kg	0.34
Vinyl chloride	ND	6.8	ug/kg	0.53
m-Xylene & p-Xylene	ND	14	ug/kg	1.6
o-Xylene	ND	6.8	ug/kg	0.48

SURROGATE	PERCENT RECOVERY	RECOVERY LIMITS
Dibromofluoromethane	91	(59 - 138)
1,2-Dichloroethane-d4	88	(61 - 130)
Toluene-d8	83	(60 - 143)
4-Bromofluorobenzene	78	(47 - 158)

(Continued on next page)

Tetra Tech NUS, Inc

Client Sample ID: SD-03-01

GC/MS Volatiles

Lot-Sample #...: C9J020291-021 Work Order #...: LLXMD1AA Matrix.....: SOLID

NOTE(S):

Results and reporting limits have been adjusted for dry weight.

J Estimated result. Result is less than RL.

Tetra Tech NUS, Inc

Client Sample ID: SD-03-01

GC/MS Volatiles

Lot-Sample #...:	C9J020291-022	**Work Order #...:**	LLXME1AA	**Matrix.....:**	SOLID
Date Sampled...:	09/30/09	**Date Received..:**	10/02/09	**MS Run #.....:**	9282285
Prep Date.....:	10/08/09	**Analysis Date..:**	10/08/09		
Prep Batch #...:	9282464	**Analysis Time..:**	22:35		
Dilution Factor:	1	**Initial Wgt/Vol:**	5 g	**Final Wgt/Vol..:**	5 mL
% Moisture.....:	27	**Analyst ID.....:**	402279	**Instrument ID..:**	UX8
		Method.....:	SW846 8260B		

PARAMETER	RESULT	REPORTING LIMIT	UNITS	MDL
Bromobenzene	ND	6.9	ug/kg	0.98
Acetone	**33**	**28**	**ug/kg**	**8.7**
Benzene	ND	6.9	ug/kg	0.32
Bromochloromethane	ND	6.9	ug/kg	0.98
Bromodichloromethane	ND	6.9	ug/kg	0.39
Bromoform	ND	6.9	ug/kg	0.45
Bromomethane	ND	6.9	ug/kg	0.74
2-Butanone	**2.9 J**	**28**	**ug/kg**	**1.9**
tert-Butyl alcohol	ND	280	ug/kg	10
n-Butylbenzene	ND	6.9	ug/kg	0.32
sec-Butylbenzene	ND	6.9	ug/kg	0.25
tert-Butylbenzene	ND	6.9	ug/kg	0.40
Carbon disulfide	**3.9 J**	**6.9**	**ug/kg**	**0.61**
Carbon tetrachloride	ND	6.9	ug/kg	0.51
Chlorobenzene	ND	6.9	ug/kg	0.45
Dibromochloromethane	ND	6.9	ug/kg	0.76
Chloroethane	ND	6.9	ug/kg	1.2
2-Chloroethyl vinyl ether	ND	69	ug/kg	1.9
Chloroform	ND	6.9	ug/kg	0.40
Chloromethane	ND	6.9	ug/kg	0.56
2-Chlorotoluene	ND	6.9	ug/kg	0.55
4-Chlorotoluene	ND	6.9	ug/kg	0.56
1,2-Dibromo-3-chloro-propane	ND	14	ug/kg	1.8
1,2-Dibromoethane	ND	6.9	ug/kg	0.69
Dibromomethane	ND	6.9	ug/kg	0.87
1,2-Dichlorobenzene	ND	6.9	ug/kg	0.50
1,3-Dichlorobenzene	ND	6.9	ug/kg	0.48
1,4-Dichlorobenzene	ND	6.9	ug/kg	0.91
Dichlorodifluoromethane	ND	6.9	ug/kg	0.69
1,1-Dichloroethane	ND	6.9	ug/kg	0.50
1,2-Dichloroethane	ND	6.9	ug/kg	0.47
cis-1,2-Dichloroethene	ND	6.9	ug/kg	0.50
trans-1,2-Dichloroethene	ND	6.9	ug/kg	0.56
1,1-Dichloroethene	ND	6.9	ug/kg	0.72
1,2-Dichloropropane	ND	6.9	ug/kg	0.95
1,3-Dichloropropane	ND	6.9	ug/kg	0.47

(Continued on next page)

Tetra Tech NUS, Inc

Client Sample ID: SD-03-01

GC/MS Volatiles

Lot-Sample #...: C9J020291-022 **Work Order #...:** LLXME1AA **Matrix.....:** SOLID

PARAMETER	RESULT	REPORTING LIMIT	UNITS	MDL
2,2-Dichloropropane	ND	6.9	ug/kg	1.3
cis-1,3-Dichloropropene	ND	6.9	ug/kg	0.47
trans-1,3-Dichloropropene	ND	6.9	ug/kg	0.74
1,1-Dichloropropene	ND	6.9	ug/kg	0.41
Tert-amyl methyl ether (TAME)	ND	6.9	ug/kg	0.51
Ethyl-t-Butyl Ether (ETBE)	ND	6.9	ug/kg	0.30
Ethylbenzene	ND	6.9	ug/kg	0.36
Freon 113	ND	6.9	ug/kg	1.8
Hexachlorobutadiene	ND	6.9	ug/kg	1.7
2-Hexanone	ND	28	ug/kg	0.87
Isopropylbenzene	ND	6.9	ug/kg	0.22
Diisopropyl Ether (DIPE)	ND	14	ug/kg	2.1
p-Isopropyltoluene	ND	6.9	ug/kg	0.29
Methylene chloride	**1.7 J**	**6.9**	**ug/kg**	**0.92**
4-Methyl-2-pentanone	ND	28	ug/kg	0.74
Methyl tert-butyl ether	ND	28	ug/kg	0.59
Naphthalene	ND	6.9	ug/kg	0.26
n-Propylbenzene	ND	6.9	ug/kg	0.55
Styrene	ND	6.9	ug/kg	0.21
1,1,1,2-Tetrachloroethane	ND	6.9	ug/kg	0.85
1,1,2,2-Tetrachloroethane	ND	6.9	ug/kg	0.47
Tetrachloroethene	ND	6.9	ug/kg	0.72
Toluene	ND	6.9	ug/kg	0.37
1,2,3-Trichlorobenzene	ND	6.9	ug/kg	0.52
1,2,4-Trichloro-benzene	ND	6.9	ug/kg	0.37
1,1,1-Trichloroethane	ND	6.9	ug/kg	0.77
1,1,2-Trichloroethane	ND	6.9	ug/kg	0.54
Trichloroethene	ND	6.9	ug/kg	0.58
Trichlorofluoromethane	ND	6.9	ug/kg	0.47
1,2,3-Trichloropropane	ND	6.9	ug/kg	1.2
1,2,3-Trimethylbenzene	ND	6.9	ug/kg	0.23
1,2,4-Trimethylbenzene	ND	6.9	ug/kg	0.90
Vinyl acetate	ND	14	ug/kg	0.34
Vinyl chloride	ND	6.9	ug/kg	0.54
m-Xylene & p-Xylene	ND	14	ug/kg	1.7
o-Xylene	ND	6.9	ug/kg	0.48

SURROGATE	PERCENT RECOVERY	RECOVERY LIMITS
Dibromofluoromethane	92	(59 - 138)
1,2-Dichloroethane-d4	88	(61 - 130)
Toluene-d8	90	(60 - 143)
4-Bromofluorobenzene	93	(47 - 158)

(Continued on next page)

Tetra Tech NUS, Inc

Client Sample ID: SD-03-01

GC/MS Volatiles

Lot-Sample #...: C9J020291-022 Work Order #...: LLXME1AA Matrix.....: SOLID

NOTE(S):

Results and reporting limits have been adjusted for dry weight.

J Estimated result. Result is less than RL.

Tetra Tech NUS, Inc

Client Sample ID: SD-03-02

GC/MS Volatiles

Lot-Sample #...:	C9J020291-023	**Work Order #...:**	LLXMF1AA	**Matrix.....:**	SOLID
Date Sampled...:	09/30/09	**Date Received..:**	10/02/09	**MS Run #.....:**	9282285
Prep Date.....:	10/08/09	**Analysis Date..:**	10/08/09		
Prep Batch #...:	9282464	**Analysis Time..:**	22:57		
Dilution Factor:	1	**Initial Wgt/Vol:**	5 g	**Final Wgt/Vol..:**	5 mL
% Moisture.....:	16	**Analyst ID.....:**	402279	**Instrument ID..:**	UX8
		Method.....:	SW846 8260B		

PARAMETER	RESULT	REPORTING LIMIT	UNITS	MDL
Bromobenzene	ND	5.9	ug/kg	0.84
Acetone	**24**	**24**	**ug/kg**	**7.5**
Benzene	ND	5.9	ug/kg	0.27
Bromochloromethane	ND	5.9	ug/kg	0.84
Bromodichloromethane	ND	5.9	ug/kg	0.33
Bromoform	ND	5.9	ug/kg	0.39
Bromomethane	ND	5.9	ug/kg	0.64
2-Butanone	**4.8 J**	**24**	**ug/kg**	**1.7**
tert-Butyl alcohol	ND	240	ug/kg	9.0
n-Butylbenzene	ND	5.9	ug/kg	0.27
sec-Butylbenzene	ND	5.9	ug/kg	0.21
tert-Butylbenzene	ND	5.9	ug/kg	0.34
Carbon disulfide	**1.7 J**	**5.9**	**ug/kg**	**0.52**
Carbon tetrachloride	ND	5.9	ug/kg	0.44
Chlorobenzene	ND	5.9	ug/kg	0.39
Dibromochloromethane	ND	5.9	ug/kg	0.65
Chloroethane	ND	5.9	ug/kg	1.0
2-Chloroethyl vinyl ether	ND	59	ug/kg	1.7
Chloroform	ND	5.9	ug/kg	0.34
Chloromethane	ND	5.9	ug/kg	0.49
2-Chlorotoluene	ND	5.9	ug/kg	0.47
4-Chlorotoluene	ND	5.9	ug/kg	0.49
1,2-Dibromo-3-chloro-propane	ND	12	ug/kg	1.5
1,2-Dibromoethane	ND	5.9	ug/kg	0.59
Dibromomethane	ND	5.9	ug/kg	0.75
1,2-Dichlorobenzene	ND	5.9	ug/kg	0.43
1,3-Dichlorobenzene	ND	5.9	ug/kg	0.42
1,4-Dichlorobenzene	ND	5.9	ug/kg	0.78
Dichlorodifluoromethane	ND	5.9	ug/kg	0.59
1,1-Dichloroethane	ND	5.9	ug/kg	0.43
1,2-Dichloroethane	ND	5.9	ug/kg	0.40
cis-1,2-Dichloroethene	ND	5.9	ug/kg	0.43
trans-1,2-Dichloroethene	ND	5.9	ug/kg	0.49
1,1-Dichloroethene	ND	5.9	ug/kg	0.62
1,2-Dichloropropane	ND	5.9	ug/kg	0.82
1,3-Dichloropropane	ND	5.9	ug/kg	0.40

(Continued on next page)

Tetra Tech NUS, Inc

Client Sample ID: SD-03-02

GC/MS Volatiles

Lot-Sample #...: C9J020291-023 Work Order #...: LLXMF1AA Matrix.....: SOLID

PARAMETER	RESULT	REPORTING LIMIT	UNITS	MDL
2,2-Dichloropropane	ND	5.9	ug/kg	1.1
cis-1,3-Dichloropropene	ND	5.9	ug/kg	0.40
trans-1,3-Dichloropropene	ND	5.9	ug/kg	0.64
1,1-Dichloropropene	ND	5.9	ug/kg	0.36
Tert-amyl methyl ether (TAME)	ND	5.9	ug/kg	0.44
Ethyl-t-Butyl Ether (ETBE)	ND	5.9	ug/kg	0.26
Ethylbenzene	ND	5.9	ug/kg	0.31
Freon 113	ND	5.9	ug/kg	1.5
Hexachlorobutadiene	ND	5.9	ug/kg	1.4
2-Hexanone	ND	24	ug/kg	0.75
Isopropylbenzene	ND	5.9	ug/kg	0.19
Diisopropyl Ether (DIPE)	ND	12	ug/kg	1.8
p-Isopropyltoluene	ND	5.9	ug/kg	0.25
Methylene chloride	**1.6 J**	**5.9**	**ug/kg**	**0.79**
4-Methyl-2-pentanone	ND	24	ug/kg	0.64
Methyl tert-butyl ether	ND	24	ug/kg	0.51
Naphthalene	ND	5.9	ug/kg	0.23
n-Propylbenzene	ND	5.9	ug/kg	0.47
Styrene	ND	5.9	ug/kg	0.18
1,1,1,2-Tetrachloroethane	ND	5.9	ug/kg	0.74
1,1,2,2-Tetrachloroethane	ND	5.9	ug/kg	0.40
Tetrachloroethene	ND	5.9	ug/kg	0.62
Toluene	ND	5.9	ug/kg	0.32
1,2,3-Trichlorobenzene	ND	5.9	ug/kg	0.45
1,2,4-Trichloro-benzene	ND	5.9	ug/kg	0.32
1,1,1-Trichloroethane	ND	5.9	ug/kg	0.66
1,1,2-Trichloroethane	ND	5.9	ug/kg	0.46
Trichloroethene	ND	5.9	ug/kg	0.50
Trichlorofluoromethane	ND	5.9	ug/kg	0.40
1,2,3-Trichloropropane	ND	5.9	ug/kg	1.1
1,2,3-Trimethylbenzene	ND	5.9	ug/kg	0.20
1,2,4-Trimethylbenzene	ND	5.9	ug/kg	0.77
Vinyl acetate	ND	12	ug/kg	0.30
Vinyl chloride	ND	5.9	ug/kg	0.46
m-Xylene & p-Xylene	ND	12	ug/kg	1.4
o-Xylene	ND	5.9	ug/kg	0.42

SURROGATE	PERCENT RECOVERY	RECOVERY LIMITS
Dibromofluoromethane	90	(59 - 138)
1,2-Dichloroethane-d4	85	(61 - 130)
Toluene-d8	94	(60 - 143)
4-Bromofluorobenzene	93	(47 - 158)

(Continued on next page)

Tetra Tech NUS, Inc

Client Sample ID: SD-03-02

GC/MS Volatiles

Lot-Sample #...: C9J020291-023 Work Order #...: LLXMF1AA Matrix.....: SOLID

NOTE(S):

Results and reporting limits have been adjusted for dry weight.

J Estimated result. Result is less than RL.

Tetra Tech NUS, Inc

Client Sample ID: SD-03-SS

GC/MS Volatiles

Lot-Sample #...: C9J020291-010	**Work Order #...:** LLXLV1AA	**Matrix.....:** SOLID
Date Sampled...: 09/30/09	**Date Received..:** 10/02/09	**MS Run #.....:** 9282285
Prep Date.....: 10/08/09	**Analysis Date..:** 10/08/09	
Prep Batch #...: 9282464	**Analysis Time..:** 21:51	
Dilution Factor: 1	**Initial Wgt/Vol:** 5 g	**Final Wgt/Vol..:** 5 mL
% Moisture.....: 26	**Analyst ID.....:** 402279	**Instrument ID..:** UX8
	Method.....: SW846 8260B	

PARAMETER	RESULT	REPORTING LIMIT	UNITS	MDL
Bromobenzene	ND	6.8	ug/kg	0.96
Acetone	**33**	**27**	**ug/kg**	**8.5**
Benzene	ND	6.8	ug/kg	0.31
Bromochloromethane	ND	6.8	ug/kg	0.96
Bromodichloromethane	ND	6.8	ug/kg	0.38
Bromoform	ND	6.8	ug/kg	0.45
Bromomethane	ND	6.8	ug/kg	0.73
2-Butanone	**5.0 J**	**27**	**ug/kg**	**1.9**
tert-Butyl alcohol	ND	270	ug/kg	10
n-Butylbenzene	ND	6.8	ug/kg	0.31
sec-Butylbenzene	ND	6.8	ug/kg	0.24
tert-Butylbenzene	ND	6.8	ug/kg	0.39
Carbon disulfide	ND	6.8	ug/kg	0.60
Carbon tetrachloride	ND	6.8	ug/kg	0.50
Chlorobenzene	ND	6.8	ug/kg	0.45
Dibromochloromethane	ND	6.8	ug/kg	0.74
Chloroethane	ND	6.8	ug/kg	1.2
2-Chloroethyl vinyl ether	ND	68	ug/kg	1.9
Chloroform	ND	6.8	ug/kg	0.39
Chloromethane	ND	6.8	ug/kg	0.56
2-Chlorotoluene	ND	6.8	ug/kg	0.54
4-Chlorotoluene	ND	6.8	ug/kg	0.56
1,2-Dibromo-3-chloro-propane	ND	14	ug/kg	1.8
1,2-Dibromoethane	ND	6.8	ug/kg	0.68
Dibromomethane	ND	6.8	ug/kg	0.85
1,2-Dichlorobenzene	ND	6.8	ug/kg	0.49
1,3-Dichlorobenzene	ND	6.8	ug/kg	0.47
1,4-Dichlorobenzene	ND	6.8	ug/kg	0.89
Dichlorodifluoromethane	ND	6.8	ug/kg	0.68
1,1-Dichloroethane	ND	6.8	ug/kg	0.49
1,2-Dichloroethane	ND	6.8	ug/kg	0.46
cis-1,2-Dichloroethene	ND	6.8	ug/kg	0.49
trans-1,2-Dichloroethene	ND	6.8	ug/kg	0.56
1,1-Dichloroethene	ND	6.8	ug/kg	0.70
1,2-Dichloropropane	ND	6.8	ug/kg	0.93
1,3-Dichloropropane	ND	6.8	ug/kg	0.46

(Continued on next page)

Tetra Tech NUS, Inc

Client Sample ID: SD-03-SS

GC/MS Volatiles

Lot-Sample #...: C9J020291-010 **Work Order #...:** LLXLV1AA **Matrix.....:** SOLID

PARAMETER	RESULT	REPORTING LIMIT	UNITS	MDL
2,2-Dichloropropane	ND	6.8	ug/kg	1.3
cis-1,3-Dichloropropene	ND	6.8	ug/kg	0.46
trans-1,3-Dichloropropene	ND	6.8	ug/kg	0.73
1,1-Dichloropropene	ND	6.8	ug/kg	0.41
Tert-amyl methyl ether (TAME)	ND	6.8	ug/kg	0.50
Ethyl-t-Butyl Ether (ETBE)	ND	6.8	ug/kg	0.30
Ethylbenzene	ND	6.8	ug/kg	0.35
Freon 113	ND	6.8	ug/kg	1.8
Hexachlorobutadiene	ND	6.8	ug/kg	1.6
2-Hexanone	ND	27	ug/kg	0.85
Isopropylbenzene	ND	6.8	ug/kg	0.22
Diisopropyl Ether (DIPE)	ND	14	ug/kg	2.0
p-Isopropyltoluene	ND	6.8	ug/kg	0.28
Methylene chloride	**1.7 J**	**6.8**	**ug/kg**	**0.91**
4-Methyl-2-pentanone	ND	27	ug/kg	0.73
Methyl tert-butyl ether	ND	27	ug/kg	0.58
Naphthalene	ND	6.8	ug/kg	0.26
n-Propylbenzene	ND	6.8	ug/kg	0.54
Styrene	ND	6.8	ug/kg	0.20
1,1,1,2-Tetrachloroethane	ND	6.8	ug/kg	0.84
1,1,2,2-Tetrachloroethane	ND	6.8	ug/kg	0.46
Tetrachloroethene	ND	6.8	ug/kg	0.70
Toluene	ND	6.8	ug/kg	0.37
1,2,3-Trichlorobenzene	ND	6.8	ug/kg	0.51
1,2,4-Trichloro-benzene	ND	6.8	ug/kg	0.37
1,1,1-Trichloroethane	ND	6.8	ug/kg	0.76
1,1,2-Trichloroethane	ND	6.8	ug/kg	0.53
Trichloroethene	ND	6.8	ug/kg	0.57
Trichlorofluoromethane	ND	6.8	ug/kg	0.46
1,2,3-Trichloropropane	ND	6.8	ug/kg	1.2
1,2,3-Trimethylbenzene	ND	6.8	ug/kg	0.23
1,2,4-Trimethylbenzene	ND	6.8	ug/kg	0.88
Vinyl acetate	ND	14	ug/kg	0.34
Vinyl chloride	ND	6.8	ug/kg	0.53
m-Xylene & p-Xylene	ND	14	ug/kg	1.6
o-Xylene	ND	6.8	ug/kg	0.47

SURROGATE	PERCENT RECOVERY	RECOVERY LIMITS
Dibromofluoromethane	92	(59 - 138)
1,2-Dichloroethane-d4	86	(61 - 130)
Toluene-d8	91	(60 - 143)
4-Bromofluorobenzene	92	(47 - 158)

(Continued on next page)

Tetra Tech NUS, Inc

Client Sample ID: SD-03-SS

GC/MS Volatiles

Lot-Sample #...: C9J020291-010 Work Order #...: LLXLV1AA Matrix.....: SOLID

NOTE(S):

Results and reporting limits have been adjusted for dry weight.

J Estimated result. Result is less than RL.

Tetra Tech NUS, Inc

Client Sample ID: SD-05-01

GC/MS Volatiles

Lot-Sample #...: C9J020291-015	**Work Order #...:** LLXL31AA	**Matrix.....:** SOLID
Date Sampled...: 09/29/09	**Date Received..:** 10/02/09	**MS Run #.....:**
Prep Date.....: 10/08/09	**Analysis Date..:** 10/08/09	
Prep Batch #...: 9281589	**Analysis Time..:** 02:38	
Dilution Factor: 1	**Initial Wgt/Vol:** 5 g	**Final Wgt/Vol..:** 5 mL
% Moisture.....: 53	**Analyst ID.....:** 402279	**Instrument ID..:** UX8
	Method.....: SW846 8260B	

PARAMETER	RESULT	REPORTING LIMIT	UNITS	MDL
Bromobenzene	ND	11	ug/kg	1.5
Acetone	**30 J**	**43**	**ug/kg**	**13**
Benzene	ND	11	ug/kg	0.49
Bromochloromethane	ND	11	ug/kg	1.5
Bromodichloromethane	ND	11	ug/kg	0.60
Bromoform	ND	11	ug/kg	0.71
Bromomethane	ND	11	ug/kg	1.2
2-Butanone	**5.1 J**	**43**	**ug/kg**	**3.0**
tert-Butyl alcohol	ND	430	ug/kg	16
n-Butylbenzene	ND	11	ug/kg	0.49
sec-Butylbenzene	ND	11	ug/kg	0.38
tert-Butylbenzene	ND	11	ug/kg	0.62
Carbon disulfide	ND	11	ug/kg	0.94
Carbon tetrachloride	ND	11	ug/kg	0.79
Chlorobenzene	ND	11	ug/kg	0.71
Dibromochloromethane	ND	11	ug/kg	1.2
Chloroethane	ND	11	ug/kg	1.8
2-Chloroethyl vinyl ether	ND	110	ug/kg	3.0
Chloroform	ND	11	ug/kg	0.62
Chloromethane	ND	11	ug/kg	0.88
2-Chlorotoluene	ND	11	ug/kg	0.86
4-Chlorotoluene	ND	11	ug/kg	0.88
1,2-Dibromo-3-chloro-propane	ND	21	ug/kg	2.8
1,2-Dibromoethane	ND	11	ug/kg	1.1
Dibromomethane	ND	11	ug/kg	1.3
1,2-Dichlorobenzene	ND	11	ug/kg	0.77
1,3-Dichlorobenzene	ND	11	ug/kg	0.75
1,4-Dichlorobenzene	ND	11	ug/kg	1.4
Dichlorodifluoromethane	ND	11	ug/kg	1.1
1,1-Dichloroethane	ND	11	ug/kg	0.77
1,2-Dichloroethane	ND	11	ug/kg	0.73
cis-1,2-Dichloroethene	ND	11	ug/kg	0.77
trans-1,2-Dichloroethene	ND	11	ug/kg	0.88
1,1-Dichloroethene	ND	11	ug/kg	1.1
1,2-Dichloropropane	ND	11	ug/kg	1.5
1,3-Dichloropropane	ND	11	ug/kg	0.73

(Continued on next page)

Tetra Tech NUS, Inc

Client Sample ID: SD-05-01

GC/MS Volatiles

Lot-Sample #...: C9J020291-015 **Work Order #...:** LLXL31AA **Matrix.....:** SOLID

PARAMETER	RESULT	REPORTING LIMIT	UNITS	MDL
2,2-Dichloropropane	ND	11	ug/kg	2.0
cis-1,3-Dichloropropene	ND	11	ug/kg	0.73
trans-1,3-Dichloropropene	ND	11	ug/kg	1.2
1,1-Dichloropropene	ND	11	ug/kg	0.64
Tert-amyl methyl ether (TAME)	ND	11	ug/kg	0.79
Ethyl-t-Butyl Ether (ETBE)	ND	11	ug/kg	0.47
Ethylbenzene	ND	11	ug/kg	0.56
Freon 113	ND	11	ug/kg	2.8
Hexachlorobutadiene	ND	11	ug/kg	2.6
2-Hexanone	ND	43	ug/kg	1.3
Isopropylbenzene	ND	11	ug/kg	0.34
Diisopropyl Ether (DIPE)	ND	21	ug/kg	3.2
p-Isopropyltoluene	ND	11	ug/kg	0.45
Methylene chloride	**4.3 J**	**11**	**ug/kg**	**1.4**
4-Methyl-2-pentanone	ND	43	ug/kg	1.2
Methyl tert-butyl ether	ND	43	ug/kg	0.92
Naphthalene	ND	11	ug/kg	0.41
n-Propylbenzene	ND	11	ug/kg	0.86
Styrene	ND	11	ug/kg	0.32
1,1,1,2-Tetrachloroethane	ND	11	ug/kg	1.3
1,1,2,2-Tetrachloroethane	ND	11	ug/kg	0.73
Tetrachloroethene	ND	11	ug/kg	1.1
Toluene	ND	11	ug/kg	0.58
1,2,3-Trichlorobenzene	ND	11	ug/kg	0.81
1,2,4-Trichloro-benzene	ND	11	ug/kg	0.58
1,1,1-Trichloroethane	ND	11	ug/kg	1.2
1,1,2-Trichloroethane	ND	11	ug/kg	0.83
Trichloroethene	ND	11	ug/kg	0.90
Trichlorofluoromethane	ND	11	ug/kg	0.73
1,2,3-Trichloropropane	ND	11	ug/kg	1.9
1,2,3-Trimethylbenzene	ND	11	ug/kg	0.36
1,2,4-Trimethylbenzene	ND	11	ug/kg	1.4
Vinyl acetate	ND	21	ug/kg	0.53
Vinyl chloride	ND	11	ug/kg	0.83
m-Xylene & p-Xylene	ND	21	ug/kg	2.6
o-Xylene	ND	11	ug/kg	0.75

SURROGATE	PERCENT RECOVERY	RECOVERY LIMITS
Dibromofluoromethane	89	(59 - 138)
1,2-Dichloroethane-d4	78	(61 - 130)
Toluene-d8	90	(60 - 143)
4-Bromofluorobenzene	88	(47 - 158)

(Continued on next page)

Tetra Tech NUS, Inc

Client Sample ID: SD-05-01

GC/MS Volatiles

Lot-Sample #...: C9J020291-015 Work Order #...: LLXL31AA Matrix.....: SOLID

NOTE(S):

Results and reporting limits have been adjusted for dry weight.

J Estimated result. Result is less than RL.

Tetra Tech NUS, Inc

Client Sample ID: SD-05-02

GC/MS Volatiles

Lot-Sample #...: C9J020291-016	**Work Order #...:** LLXL51AA	**Matrix.....:** SOLID
Date Sampled...: 09/29/09	**Date Received..:** 10/02/09	**MS Run #.....:**
Prep Date.....: 10/08/09	**Analysis Date..:** 10/08/09	
Prep Batch #...: 9281589	**Analysis Time..:** 03:00	
Dilution Factor: 1	**Initial Wgt/Vol:** 5 g	**Final Wgt/Vol..:** 5 mL
% Moisture.....: 54	**Analyst ID.....:** 402279	**Instrument ID..:** UX8
	Method.....: SW846 8260B	

PARAMETER	RESULT	REPORTING LIMIT	UNITS	MDL
Bromobenzene	ND	11	ug/kg	1.5
Acetone	**62**	**43**	**ug/kg**	**14**
Benzene	ND	11	ug/kg	0.50
Bromochloromethane	ND	11	ug/kg	1.5
Bromodichloromethane	ND	11	ug/kg	0.61
Bromoform	ND	11	ug/kg	0.71
Bromomethane	ND	11	ug/kg	1.2
2-Butanone	**9.1 J**	**43**	**ug/kg**	**3.0**
tert-Butyl alcohol	ND	430	ug/kg	16
n-Butylbenzene	ND	11	ug/kg	0.50
sec-Butylbenzene	ND	11	ug/kg	0.39
tert-Butylbenzene	ND	11	ug/kg	0.63
Carbon disulfide	ND	11	ug/kg	0.95
Carbon tetrachloride	ND	11	ug/kg	0.80
Chlorobenzene	ND	11	ug/kg	0.71
Dibromochloromethane	ND	11	ug/kg	1.2
Chloroethane	ND	11	ug/kg	1.9
2-Chloroethyl vinyl ether	ND	110	ug/kg	3.0
Chloroform	ND	11	ug/kg	0.63
Chloromethane	ND	11	ug/kg	0.89
2-Chlorotoluene	ND	11	ug/kg	0.86
4-Chlorotoluene	ND	11	ug/kg	0.89
1,2-Dibromo-3-chloro-propane	ND	22	ug/kg	2.8
1,2-Dibromoethane	ND	11	ug/kg	1.1
Dibromomethane	ND	11	ug/kg	1.4
1,2-Dichlorobenzene	ND	11	ug/kg	0.78
1,3-Dichlorobenzene	ND	11	ug/kg	0.76
1,4-Dichlorobenzene	ND	11	ug/kg	1.4
Dichlorodifluoromethane	ND	11	ug/kg	1.1
1,1-Dichloroethane	ND	11	ug/kg	0.78
1,2-Dichloroethane	ND	11	ug/kg	0.73
cis-1,2-Dichloroethene	ND	11	ug/kg	0.78
trans-1,2-Dichloroethene	ND	11	ug/kg	0.89
1,1-Dichloroethene	ND	11	ug/kg	1.1
1,2-Dichloropropane	ND	11	ug/kg	1.5
1,3-Dichloropropane	ND	11	ug/kg	0.73

(Continued on next page)

Tetra Tech NUS, Inc

Client Sample ID: SD-05-02

GC/MS Volatiles

Lot-Sample #...: C9J020291-016 **Work Order #...:** LLXL51AA **Matrix.....:** SOLID

PARAMETER	RESULT	REPORTING LIMIT	UNITS	MDL
2,2-Dichloropropane	ND	11	ug/kg	2.0
cis-1,3-Dichloropropene	ND	11	ug/kg	0.73
trans-1,3-Dichloropropene	ND	11	ug/kg	1.2
1,1-Dichloropropene	ND	11	ug/kg	0.65
Tert-amyl methyl ether (TAME)	ND	11	ug/kg	0.80
Ethyl-t-Butyl Ether (ETBE)	ND	11	ug/kg	0.48
Ethylbenzene	ND	11	ug/kg	0.56
Freon 113	ND	11	ug/kg	2.8
Hexachlorobutadiene	ND	11	ug/kg	2.6
2-Hexanone	ND	43	ug/kg	1.4
Isopropylbenzene	ND	11	ug/kg	0.35
Diisopropyl Ether (DIPE)	ND	22	ug/kg	3.2
p-Isopropyltoluene	ND	11	ug/kg	0.45
Methylene chloride	**3.8 J**	**11**	**ug/kg**	**1.4**
4-Methyl-2-pentanone	ND	43	ug/kg	1.2
Methyl tert-butyl ether	ND	43	ug/kg	0.93
Naphthalene	ND	11	ug/kg	0.41
n-Propylbenzene	ND	11	ug/kg	0.86
Styrene	ND	11	ug/kg	0.32
1,1,1,2-Tetrachloroethane	ND	11	ug/kg	1.3
1,1,2,2-Tetrachloroethane	ND	11	ug/kg	0.73
Tetrachloroethene	ND	11	ug/kg	1.1
Toluene	ND	11	ug/kg	0.58
1,2,3-Trichlorobenzene	ND	11	ug/kg	0.82
1,2,4-Trichloro-benzene	ND	11	ug/kg	0.58
1,1,1-Trichloroethane	ND	11	ug/kg	1.2
1,1,2-Trichloroethane	ND	11	ug/kg	0.84
Trichloroethene	ND	11	ug/kg	0.91
Trichlorofluoromethane	ND	11	ug/kg	0.73
1,2,3-Trichloropropane	ND	11	ug/kg	1.9
1,2,3-Trimethylbenzene	ND	11	ug/kg	0.37
1,2,4-Trimethylbenzene	ND	11	ug/kg	1.4
Vinyl acetate	ND	22	ug/kg	0.54
Vinyl chloride	ND	11	ug/kg	0.84
m-Xylene & p-Xylene	ND	22	ug/kg	2.6
o-Xylene	ND	11	ug/kg	0.76

SURROGATE	PERCENT RECOVERY	RECOVERY LIMITS
Dibromofluoromethane	89	(59 - 138)
1,2-Dichloroethane-d4	79	(61 - 130)
Toluene-d8	91	(60 - 143)
4-Bromofluorobenzene	88	(47 - 158)

(Continued on next page)

Tetra Tech NUS, Inc

Client Sample ID: SD-05-02

GC/MS Volatiles

Lot-Sample #...: C9J020291-016 Work Order #...: LLXL51AA Matrix.....: SOLID

NOTE(S):

Results and reporting limits have been adjusted for dry weight.

J Estimated result. Result is less than RL.

Tetra Tech NUS, Inc

Client Sample ID: SD-05-SS

GC/MS Volatiles

Lot-Sample #...: C9J020291-048	**Work Order #...:** LLXNL1AA	**Matrix.....:** SOLID	
Date Sampled...: 09/29/09	**Date Received..:** 10/02/09	**MS Run #.....:**	
Prep Date.....: 10/08/09	**Analysis Date..:** 10/08/09		
Prep Batch #...: 9281589	**Analysis Time..:** 00:02		
Dilution Factor: 1	**Initial Wgt/Vol:** 5 g	**Final Wgt/Vol..:** 5 mL	
% Moisture.....: 62	**Analyst ID.....:** 402279	**Instrument ID..:** UX8	
	Method.....: SW846 8260B		

PARAMETER	RESULT	REPORTING LIMIT	UNITS	MDL
Bromobenzene	ND	13	ug/kg	1.9
Acetone	**53**	**53**	**ug/kg**	**17**
Benzene	ND	13	ug/kg	0.61
Bromochloromethane	ND	13	ug/kg	1.9
Bromodichloromethane	ND	13	ug/kg	0.74
Bromoform	ND	13	ug/kg	0.87
Bromomethane	ND	13	ug/kg	1.4
2-Butanone	**8.5 J**	**53**	**ug/kg**	**3.7**
tert-Butyl alcohol	ND	530	ug/kg	20
n-Butylbenzene	ND	13	ug/kg	0.61
sec-Butylbenzene	ND	13	ug/kg	0.47
tert-Butylbenzene	ND	13	ug/kg	0.76
Carbon disulfide	ND	13	ug/kg	1.2
Carbon tetrachloride	ND	13	ug/kg	0.97
Chlorobenzene	ND	13	ug/kg	0.87
Dibromochloromethane	ND	13	ug/kg	1.4
Chloroethane	ND	13	ug/kg	2.3
2-Chloroethyl vinyl ether	ND	130	ug/kg	3.7
Chloroform	ND	13	ug/kg	0.76
Chloromethane	ND	13	ug/kg	1.1
2-Chlorotoluene	ND	13	ug/kg	1.1
4-Chlorotoluene	ND	13	ug/kg	1.1
1,2-Dibromo-3-chloro-propane	ND	26	ug/kg	3.4
1,2-Dibromoethane	ND	13	ug/kg	1.3
Dibromomethane	ND	13	ug/kg	1.7
1,2-Dichlorobenzene	ND	13	ug/kg	0.95
1,3-Dichlorobenzene	ND	13	ug/kg	0.92
1,4-Dichlorobenzene	ND	13	ug/kg	1.7
Dichlorodifluoromethane	ND	13	ug/kg	1.3
1,1-Dichloroethane	ND	13	ug/kg	0.95
1,2-Dichloroethane	ND	13	ug/kg	0.89
cis-1,2-Dichloroethene	ND	13	ug/kg	0.95
trans-1,2-Dichloroethene	ND	13	ug/kg	1.1
1,1-Dichloroethene	ND	13	ug/kg	1.4
1,2-Dichloropropane	ND	13	ug/kg	1.8
1,3-Dichloropropane	ND	13	ug/kg	0.89

(Continued on next page)

Tetra Tech NUS, Inc

Client Sample ID: SD-05-SS

GC/MS Volatiles

Lot-Sample #...: C9J020291-048 Work Order #...: LLXNL1AA Matrix.....: SOLID

PARAMETER	RESULT	REPORTING LIMIT	UNITS	MDL
2,2-Dichloropropane	ND	13	ug/kg	2.5
cis-1,3-Dichloropropene	ND	13	ug/kg	0.89
trans-1,3-Dichloropropene	ND	13	ug/kg	1.4
1,1-Dichloropropene	ND	13	ug/kg	0.79
Tert-amyl methyl ether (TAME)	ND	13	ug/kg	0.97
Ethyl-t-Butyl Ether (ETBE)	ND	13	ug/kg	0.58
Ethylbenzene	ND	13	ug/kg	0.68
Freon 113	ND	13	ug/kg	3.4
Hexachlorobutadiene	ND	13	ug/kg	3.2
2-Hexanone	ND	53	ug/kg	1.7
Isopropylbenzene	ND	13	ug/kg	0.42
Diisopropyl Ether (DIPE)	ND	26	ug/kg	3.9
p-Isopropyltoluene	ND	13	ug/kg	0.55
Methylene chloride	ND	13	ug/kg	1.8
4-Methyl-2-pentanone	ND	53	ug/kg	1.4
Methyl tert-butyl ether	ND	53	ug/kg	1.1
Naphthalene	ND	13	ug/kg	0.50
n-Propylbenzene	ND	13	ug/kg	1.1
Styrene	ND	13	ug/kg	0.39
1,1,1,2-Tetrachloroethane	ND	13	ug/kg	1.6
1,1,2,2-Tetrachloroethane	ND	13	ug/kg	0.89
Tetrachloroethene	ND	13	ug/kg	1.4
Toluene	ND	13	ug/kg	0.71
1,2,3-Trichlorobenzene	ND	13	ug/kg	1.0
1,2,4-Trichloro-benzene	ND	13	ug/kg	0.71
1,1,1-Trichloroethane	ND	13	ug/kg	1.5
1,1,2-Trichloroethane	ND	13	ug/kg	1.0
Trichloroethene	ND	13	ug/kg	1.1
Trichlorofluoromethane	ND	13	ug/kg	0.89
1,2,3-Trichloropropane	ND	13	ug/kg	2.4
1,2,3-Trimethylbenzene	ND	13	ug/kg	0.45
1,2,4-Trimethylbenzene	ND	13	ug/kg	1.7
Vinyl acetate	ND	26	ug/kg	0.66
Vinyl chloride	ND	13	ug/kg	1.0
m-Xylene & p-Xylene	ND	26	ug/kg	3.2
o-Xylene	ND	13	ug/kg	0.92

SURROGATE	PERCENT RECOVERY	RECOVERY LIMITS
Dibromofluoromethane	87	(59 - 138)
1,2-Dichloroethane-d4	77	(61 - 130)
Toluene-d8	88	(60 - 143)
4-Bromofluorobenzene	84	(47 - 158)

(Continued on next page)

Tetra Tech NUS, Inc

Client Sample ID: SD-05-SS

GC/MS Volatiles

Lot-Sample #...: C9J020291-048 Work Order #...: LLXNL1AA Matrix.....: SOLID

NOTE(S):

Results and reporting limits have been adjusted for dry weight.

J Estimated result. Result is less than RL.

Tetra Tech NUS, Inc

Client Sample ID: SD-05-SS

GC/MS Volatiles

Lot-Sample #...:	C9J020291-014	**Work Order #...:**	LLXL21AA	**Matrix.....:**	SOLID
Date Sampled...:	09/29/09	**Date Received..:**	10/02/09	**MS Run #.....:**	
Prep Date.....:	10/08/09	**Analysis Date..:**	10/08/09		
Prep Batch #...:	9281589	**Analysis Time..:**	02:16		
Dilution Factor:	1	**Initial Wgt/Vol:**	5 g	**Final Wgt/Vol..:**	5 mL
% Moisture.....:	62	**Analyst ID.....:**	402279	**Instrument ID..:**	UX8
		Method.....:	SW846 8260B		

PARAMETER	RESULT	REPORTING LIMIT	UNITS	MDL
Bromobenzene	ND	13	ug/kg	1.9
Acetone	**100**	**53**	**ug/kg**	**17**
Benzene	ND	13	ug/kg	0.61
Bromochloromethane	ND	13	ug/kg	1.9
Bromodichloromethane	ND	13	ug/kg	0.75
Bromoform	ND	13	ug/kg	0.88
Bromomethane	ND	13	ug/kg	1.4
2-Butanone	**14 J**	**53**	**ug/kg**	**3.7**
tert-Butyl alcohol	ND	530	ug/kg	20
n-Butylbenzene	ND	13	ug/kg	0.61
sec-Butylbenzene	ND	13	ug/kg	0.48
tert-Butylbenzene	ND	13	ug/kg	0.77
Carbon disulfide	**3.2 J**	**13**	**ug/kg**	**1.2**
Carbon tetrachloride	ND	13	ug/kg	0.98
Chlorobenzene	ND	13	ug/kg	0.88
Dibromochloromethane	ND	13	ug/kg	1.5
Chloroethane	ND	13	ug/kg	2.3
2-Chloroethyl vinyl ether	ND	130	ug/kg	3.7
Chloroform	ND	13	ug/kg	0.77
Chloromethane	ND	13	ug/kg	1.1
2-Chlorotoluene	ND	13	ug/kg	1.1
4-Chlorotoluene	ND	13	ug/kg	1.1
1,2-Dibromo-3-chloro-propane	ND	27	ug/kg	3.5
1,2-Dibromoethane	ND	13	ug/kg	1.3
Dibromomethane	ND	13	ug/kg	1.7
1,2-Dichlorobenzene	ND	13	ug/kg	0.96
1,3-Dichlorobenzene	ND	13	ug/kg	0.93
1,4-Dichlorobenzene	ND	13	ug/kg	1.8
Dichlorodifluoromethane	ND	13	ug/kg	1.3
1,1-Dichloroethane	ND	13	ug/kg	0.96
1,2-Dichloroethane	ND	13	ug/kg	0.90
cis-1,2-Dichloroethene	ND	13	ug/kg	0.96
trans-1,2-Dichloroethene	ND	13	ug/kg	1.1
1,1-Dichloroethene	ND	13	ug/kg	1.4
1,2-Dichloropropane	ND	13	ug/kg	1.8
1,3-Dichloropropane	ND	13	ug/kg	0.90

(Continued on next page)

Tetra Tech NUS, Inc

Client Sample ID: SD-05-SS

GC/MS Volatiles

Lot-Sample #...: C9J020291-014 **Work Order #...:** LLXL21AA **Matrix.....:** SOLID

PARAMETER	RESULT	REPORTING LIMIT	UNITS	MDL
2,2-Dichloropropane	ND	13	ug/kg	2.5
cis-1,3-Dichloropropene	ND	13	ug/kg	0.90
trans-1,3-Dichloropropene	ND	13	ug/kg	1.4
1,1-Dichloropropene	ND	13	ug/kg	0.80
Tert-amyl methyl ether (TAME)	ND	13	ug/kg	0.98
Ethyl-t-Butyl Ether (ETBE)	ND	13	ug/kg	0.59
Ethylbenzene	ND	13	ug/kg	0.69
Freon 113	ND	13	ug/kg	3.5
Hexachlorobutadiene	ND	13	ug/kg	3.2
2-Hexanone	ND	53	ug/kg	1.7
Isopropylbenzene	ND	13	ug/kg	0.43
Diisopropyl Ether (DIPE)	ND	27	ug/kg	4.0
p-Isopropyltoluene	ND	13	ug/kg	0.56
Methylene chloride	ND	13	ug/kg	1.8
4-Methyl-2-pentanone	ND	53	ug/kg	1.4
Methyl tert-butyl ether	ND	53	ug/kg	1.1
Naphthalene	ND	13	ug/kg	0.51
n-Propylbenzene	ND	13	ug/kg	1.1
Styrene	ND	13	ug/kg	0.40
1,1,1,2-Tetrachloroethane	ND	13	ug/kg	1.6
1,1,2,2-Tetrachloroethane	ND	13	ug/kg	0.90
Tetrachloroethene	ND	13	ug/kg	1.4
Toluene	ND	13	ug/kg	0.72
1,2,3-Trichlorobenzene	ND	13	ug/kg	1.0
1,2,4-Trichloro-benzene	ND	13	ug/kg	0.72
1,1,1-Trichloroethane	ND	13	ug/kg	1.5
1,1,2-Trichloroethane	ND	13	ug/kg	1.0
Trichloroethene	ND	13	ug/kg	1.1
Trichlorofluoromethane	ND	13	ug/kg	0.90
1,2,3-Trichloropropane	ND	13	ug/kg	2.4
1,2,3-Trimethylbenzene	ND	13	ug/kg	0.45
1,2,4-Trimethylbenzene	ND	13	ug/kg	1.7
Vinyl acetate	ND	27	ug/kg	0.67
Vinyl chloride	ND	13	ug/kg	1.0
m-Xylene & p-Xylene	ND	27	ug/kg	3.2
o-Xylene	ND	13	ug/kg	0.93

SURROGATE	PERCENT RECOVERY	RECOVERY LIMITS
Dibromofluoromethane	89	(59 - 138)
1,2-Dichloroethane-d4	79	(61 - 130)
Toluene-d8	90	(60 - 143)
4-Bromofluorobenzene	83	(47 - 158)

(Continued on next page)

Tetra Tech NUS, Inc

Client Sample ID: SD-05-SS

GC/MS Volatiles

Lot-Sample #...: C9J020291-014 Work Order #...: LLXL21AA Matrix.....: SOLID

NOTE(S):

Results and reporting limits have been adjusted for dry weight.

J Estimated result. Result is less than RL.

Tetra Tech NUS, Inc

Client Sample ID: SD-06-01

GC/MS Volatiles

Lot-Sample #...:	C9J020291-037	**Work Order #...:**	LLXM51AA	**Matrix.....:**	SOLID
Date Sampled...:	09/30/09	**Date Received..:**	10/02/09	**MS Run #.....:**	9282285
Prep Date.....:	10/09/09	**Analysis Date..:**	10/09/09		
Prep Batch #...:	9282464	**Analysis Time..:**	02:58		
Dilution Factor:	1	**Initial Wgt/Vol:**	5 g	**Final Wgt/Vol..:**	5 mL
% Moisture.....:	67	**Analyst ID.....:**	402279	**Instrument ID..:**	UX8
		Method.....:	SW846 8260B		

PARAMETER	RESULT	REPORTING LIMIT	UNITS	MDL
Bromobenzene	ND	15	ug/kg	2.1
Acetone	**88**	**60**	**ug/kg**	**19**
Benzene	ND	15	ug/kg	0.69
Bromochloromethane	ND	15	ug/kg	2.1
Bromodichloromethane	ND	15	ug/kg	0.84
Bromoform	ND	15	ug/kg	0.99
Bromomethane	ND	15	ug/kg	1.6
2-Butanone	**16 J**	**60**	**ug/kg**	**4.2**
tert-Butyl alcohol	ND	600	ug/kg	23
n-Butylbenzene	ND	15	ug/kg	0.69
sec-Butylbenzene	ND	15	ug/kg	0.54
tert-Butylbenzene	ND	15	ug/kg	0.87
Carbon disulfide	**1.9 J**	**15**	**ug/kg**	**1.3**
Carbon tetrachloride	ND	15	ug/kg	1.1
Chlorobenzene	ND	15	ug/kg	0.99
Dibromochloromethane	ND	15	ug/kg	1.6
Chloroethane	ND	15	ug/kg	2.6
2-Chloroethyl vinyl ether	ND	150	ug/kg	4.2
Chloroform	ND	15	ug/kg	0.87
Chloromethane	ND	15	ug/kg	1.2
2-Chlorotoluene	ND	15	ug/kg	1.2
4-Chlorotoluene	ND	15	ug/kg	1.2
1,2-Dibromo-3-chloro-propane	ND	30	ug/kg	3.9
1,2-Dibromoethane	ND	15	ug/kg	1.5
Dibromomethane	ND	15	ug/kg	1.9
1,2-Dichlorobenzene	ND	15	ug/kg	1.1
1,3-Dichlorobenzene	ND	15	ug/kg	1.0
1,4-Dichlorobenzene	ND	15	ug/kg	2.0
Dichlorodifluoromethane	ND	15	ug/kg	1.5
1,1-Dichloroethane	ND	15	ug/kg	1.1
1,2-Dichloroethane	ND	15	ug/kg	1.0
cis-1,2-Dichloroethene	ND	15	ug/kg	1.1
trans-1,2-Dichloroethene	ND	15	ug/kg	1.2
1,1-Dichloroethene	ND	15	ug/kg	1.6
1,2-Dichloropropane	ND	15	ug/kg	2.1
1,3-Dichloropropane	ND	15	ug/kg	1.0

(Continued on next page)

Tetra Tech NUS, Inc

Client Sample ID: SD-06-01

GC/MS Volatiles

Lot-Sample #...: C9J020291-037 **Work Order #...:** LLXM51AA **Matrix.....:** SOLID

PARAMETER	RESULT	REPORTING LIMIT	UNITS	MDL
2,2-Dichloropropane	ND	15	ug/kg	2.8
cis-1,3-Dichloropropene	ND	15	ug/kg	1.0
trans-1,3-Dichloropropene	ND	15	ug/kg	1.6
1,1-Dichloropropene	ND	15	ug/kg	0.90
Tert-amyl methyl ether (TAME)	ND	15	ug/kg	1.1
Ethyl-t-Butyl Ether (ETBE)	ND	15	ug/kg	0.66
Ethylbenzene	ND	15	ug/kg	0.78
Freon 113	ND	15	ug/kg	3.9
Hexachlorobutadiene	ND	15	ug/kg	3.6
2-Hexanone	ND	60	ug/kg	1.9
Isopropylbenzene	ND	15	ug/kg	0.48
Diisopropyl Ether (DIPE)	ND	30	ug/kg	4.5
p-Isopropyltoluene	ND	15	ug/kg	0.63
Methylene chloride	ND	15	ug/kg	2.0
4-Methyl-2-pentanone	ND	60	ug/kg	1.6
Methyl tert-butyl ether	ND	60	ug/kg	1.3
Naphthalene	ND	15	ug/kg	0.57
n-Propylbenzene	ND	15	ug/kg	1.2
Styrene	ND	15	ug/kg	0.45
1,1,1,2-Tetrachloroethane	ND	15	ug/kg	1.9
1,1,2,2-Tetrachloroethane	ND	15	ug/kg	1.0
Tetrachloroethene	ND	15	ug/kg	1.6
Toluene	ND	15	ug/kg	0.81
1,2,3-Trichlorobenzene	ND	15	ug/kg	1.1
1,2,4-Trichloro-benzene	ND	15	ug/kg	0.81
1,1,1-Trichloroethane	ND	15	ug/kg	1.7
1,1,2-Trichloroethane	ND	15	ug/kg	1.2
Trichloroethene	ND	15	ug/kg	1.3
Trichlorofluoromethane	ND	15	ug/kg	1.0
1,2,3-Trichloropropane	ND	15	ug/kg	2.7
1,2,3-Trimethylbenzene	ND	15	ug/kg	0.51
1,2,4-Trimethylbenzene	ND	15	ug/kg	1.9
Vinyl acetate	ND	30	ug/kg	0.75
Vinyl chloride	ND	15	ug/kg	1.2
m-Xylene & p-Xylene	ND	30	ug/kg	3.6
o-Xylene	ND	15	ug/kg	1.0

SURROGATE	PERCENT RECOVERY	RECOVERY LIMITS
Dibromofluoromethane	99	(59 - 138)
1,2-Dichloroethane-d4	98	(61 - 130)
Toluene-d8	96	(60 - 143)
4-Bromofluorobenzene	96	(47 - 158)

(Continued on next page)

Tetra Tech NUS, Inc

Client Sample ID: SD-06-01

GC/MS Volatiles

Lot-Sample #...: C9J020291-037 Work Order #...: LLXM51AA Matrix.....: SOLID

NOTE(S):

Results and reporting limits have been adjusted for dry weight.

J Estimated result. Result is less than RL.

Tetra Tech NUS, Inc

Client Sample ID: SD-06-02

GC/MS Volatiles

Lot-Sample #...:	C9J020291-038	**Work Order #...:**	LLXM71AA	**Matrix.....:**	SOLID
Date Sampled...:	09/30/09	**Date Received..:**	10/02/09	**MS Run #.....:**	9282285
Prep Date.....:	10/09/09	**Analysis Date..:**	10/09/09		
Prep Batch #...:	9282464	**Analysis Time..:**	03:20		
Dilution Factor:	1	**Initial Wgt/Vol:**	5 g	**Final Wgt/Vol..:**	5 mL
% Moisture.....:	65	**Analyst ID.....:**	402279	**Instrument ID..:**	UX8
		Method.....:	SW846 8260B		

PARAMETER	RESULT	REPORTING LIMIT	UNITS	MDL
Bromobenzene	ND	14	ug/kg	2.0
Acetone	**190**	**57**	**ug/kg**	**18**
Benzene	ND	14	ug/kg	0.66
Bromochloromethane	ND	14	ug/kg	2.0
Bromodichloromethane	ND	14	ug/kg	0.80
Bromoform	ND	14	ug/kg	0.95
Bromomethane	ND	14	ug/kg	1.6
2-Butanone	**29 J**	**57**	**ug/kg**	**4.0**
tert-Butyl alcohol	ND	570	ug/kg	22
n-Butylbenzene	ND	14	ug/kg	0.66
sec-Butylbenzene	ND	14	ug/kg	0.52
tert-Butylbenzene	ND	14	ug/kg	0.83
Carbon disulfide	ND	14	ug/kg	1.3
Carbon tetrachloride	ND	14	ug/kg	1.1
Chlorobenzene	ND	14	ug/kg	0.95
Dibromochloromethane	ND	14	ug/kg	1.6
Chloroethane	ND	14	ug/kg	2.5
2-Chloroethyl vinyl ether	ND	140	ug/kg	4.0
Chloroform	ND	14	ug/kg	0.83
Chloromethane	ND	14	ug/kg	1.2
2-Chlorotoluene	ND	14	ug/kg	1.1
4-Chlorotoluene	ND	14	ug/kg	1.2
1,2-Dibromo-3-chloro-propane	ND	29	ug/kg	3.7
1,2-Dibromoethane	ND	14	ug/kg	1.4
Dibromomethane	ND	14	ug/kg	1.8
1,2-Dichlorobenzene	ND	14	ug/kg	1.0
1,3-Dichlorobenzene	ND	14	ug/kg	1.0
1,4-Dichlorobenzene	ND	14	ug/kg	1.9
Dichlorodifluoromethane	ND	14	ug/kg	1.4
1,1-Dichloroethane	ND	14	ug/kg	1.0
1,2-Dichloroethane	ND	14	ug/kg	0.98
cis-1,2-Dichloroethene	ND	14	ug/kg	1.0
trans-1,2-Dichloroethene	ND	14	ug/kg	1.2
1,1-Dichloroethene	ND	14	ug/kg	1.5
1,2-Dichloropropane	ND	14	ug/kg	2.0
1,3-Dichloropropane	ND	14	ug/kg	0.98

(Continued on next page)

Tetra Tech NUS, Inc

Client Sample ID: SD-06-02

GC/MS Volatiles

Lot-Sample #...: C9J020291-038 Work Order #...: LLXM71AA Matrix.....: SOLID

PARAMETER	RESULT	REPORTING LIMIT	UNITS	MDL
2,2-Dichloropropane	ND	14	ug/kg	2.7
cis-1,3-Dichloropropene	ND	14	ug/kg	0.98
trans-1,3-Dichloropropene	ND	14	ug/kg	1.6
1,1-Dichloropropene	ND	14	ug/kg	0.86
Tert-amyl methyl ether (TAME)	ND	14	ug/kg	1.1
Ethyl-t-Butyl Ether (ETBE)	ND	14	ug/kg	0.63
Ethylbenzene	ND	14	ug/kg	0.75
Freon 113	ND	14	ug/kg	3.7
Hexachlorobutadiene	ND	14	ug/kg	3.4
2-Hexanone	ND	57	ug/kg	1.8
Isopropylbenzene	ND	14	ug/kg	0.46
Diisopropyl Ether (DIPE)	ND	29	ug/kg	4.3
p-Isopropyltoluene	ND	14	ug/kg	0.60
Methylene chloride	ND	14	ug/kg	1.9
4-Methyl-2-pentanone	ND	57	ug/kg	1.6
Methyl tert-butyl ether	ND	57	ug/kg	1.2
Naphthalene	ND	14	ug/kg	0.55
n-Propylbenzene	ND	14	ug/kg	1.1
Styrene	ND	14	ug/kg	0.43
1,1,1,2-Tetrachloroethane	ND	14	ug/kg	1.8
1,1,2,2-Tetrachloroethane	ND	14	ug/kg	0.98
Tetrachloroethene	ND	14	ug/kg	1.5
Toluene	ND	14	ug/kg	0.78
1,2,3-Trichlorobenzene	ND	14	ug/kg	1.1
1,2,4-Trichloro-benzene	ND	14	ug/kg	0.78
1,1,1-Trichloroethane	ND	14	ug/kg	1.6
1,1,2-Trichloroethane	ND	14	ug/kg	1.1
Trichloroethene	ND	14	ug/kg	1.2
Trichlorofluoromethane	ND	14	ug/kg	0.98
1,2,3-Trichloropropane	ND	14	ug/kg	2.6
1,2,3-Trimethylbenzene	ND	14	ug/kg	0.49
1,2,4-Trimethylbenzene	ND	14	ug/kg	1.9
Vinyl acetate	ND	29	ug/kg	0.72
Vinyl chloride	ND	14	ug/kg	1.1
m-Xylene & p-Xylene	ND	29	ug/kg	3.4
o-Xylene	ND	14	ug/kg	1.0

SURROGATE	PERCENT RECOVERY	RECOVERY LIMITS
Dibromofluoromethane	90	(59 - 138)
1,2-Dichloroethane-d4	79	(61 - 130)
Toluene-d8	89	(60 - 143)
4-Bromofluorobenzene	81	(47 - 158)

(Continued on next page)

Tetra Tech NUS, Inc

Client Sample ID: SD-06-02

GC/MS Volatiles

Lot-Sample #...: C9J020291-038 Work Order #...: LLXM71AA Matrix.....: SOLID

NOTE(S):

Results and reporting limits have been adjusted for dry weight.

J Estimated result. Result is less than RL.

Tetra Tech NUS, Inc

Client Sample ID: SD-06-SS

GC/MS Volatiles

Lot-Sample #...: C9J020291-036	**Work Order #...:** LLXM41AA	**Matrix.....:** SOLID
Date Sampled...: 09/30/09	**Date Received..:** 10/02/09	**MS Run #.....:** 9282285
Prep Date.....: 10/09/09	**Analysis Date..:** 10/09/09	
Prep Batch #...: 9282464	**Analysis Time..:** 02:36	
Dilution Factor: 1	**Initial Wgt/Vol:** 5 g	**Final Wgt/Vol..:** 5 mL
% Moisture.....: 69	**Analyst ID.....:** 402279	**Instrument ID..:** UX8
	Method.....: SW846 8260B	

PARAMETER	RESULT	REPORTING LIMIT	UNITS	MDL
Bromobenzene	ND	16	ug/kg	2.3
Acetone	**110**	**65**	**ug/kg**	**20**
Benzene	ND	16	ug/kg	0.75
Bromochloromethane	ND	16	ug/kg	2.3
Bromodichloromethane	ND	16	ug/kg	0.91
Bromoform	ND	16	ug/kg	1.1
Bromomethane	ND	16	ug/kg	1.8
2-Butanone	**18 J**	**65**	**ug/kg**	**4.5**
tert-Butyl alcohol	ND	650	ug/kg	25
n-Butylbenzene	ND	16	ug/kg	0.75
sec-Butylbenzene	ND	16	ug/kg	0.58
tert-Butylbenzene	ND	16	ug/kg	0.94
Carbon disulfide	**2.9 J**	**16**	**ug/kg**	**1.4**
Carbon tetrachloride	ND	16	ug/kg	1.2
Chlorobenzene	ND	16	ug/kg	1.1
Dibromochloromethane	ND	16	ug/kg	1.8
Chloroethane	ND	16	ug/kg	2.8
2-Chloroethyl vinyl ether	ND	160	ug/kg	4.5
Chloroform	ND	16	ug/kg	0.94
Chloromethane	ND	16	ug/kg	1.3
2-Chlorotoluene	ND	16	ug/kg	1.3
4-Chlorotoluene	ND	16	ug/kg	1.3
1,2-Dibromo-3-chloro-propane	ND	32	ug/kg	4.2
1,2-Dibromoethane	ND	16	ug/kg	1.6
Dibromomethane	ND	16	ug/kg	2.0
1,2-Dichlorobenzene	ND	16	ug/kg	1.2
1,3-Dichlorobenzene	ND	16	ug/kg	1.1
1,4-Dichlorobenzene	ND	16	ug/kg	2.1
Dichlorodifluoromethane	ND	16	ug/kg	1.6
1,1-Dichloroethane	ND	16	ug/kg	1.2
1,2-Dichloroethane	ND	16	ug/kg	1.1
cis-1,2-Dichloroethene	ND	16	ug/kg	1.2
trans-1,2-Dichloroethene	ND	16	ug/kg	1.3
1,1-Dichloroethene	ND	16	ug/kg	1.7
1,2-Dichloropropane	ND	16	ug/kg	2.2
1,3-Dichloropropane	ND	16	ug/kg	1.1

(Continued on next page)

Tetra Tech NUS, Inc

Client Sample ID: SD-06-SS

GC/MS Volatiles

Lot-Sample #...: C9J020291-036 **Work Order #...:** LLXM41AA **Matrix.....:** SOLID

PARAMETER	RESULT	REPORTING LIMIT	UNITS	MDL
2,2-Dichloropropane	ND	16	ug/kg	3.1
cis-1,3-Dichloropropene	ND	16	ug/kg	1.1
trans-1,3-Dichloropropene	ND	16	ug/kg	1.8
1,1-Dichloropropene	ND	16	ug/kg	0.97
Tert-amyl methyl ether (TAME)	ND	16	ug/kg	1.2
Ethyl-t-Butyl Ether (ETBE)	ND	16	ug/kg	0.71
Ethylbenzene	ND	16	ug/kg	0.84
Freon 113	ND	16	ug/kg	4.2
Hexachlorobutadiene	ND	16	ug/kg	3.9
2-Hexanone	ND	65	ug/kg	2.0
Isopropylbenzene	ND	16	ug/kg	0.52
Diisopropyl Ether (DIPE)	ND	32	ug/kg	4.9
p-Isopropyltoluene	ND	16	ug/kg	0.68
Methylene chloride	ND	16	ug/kg	2.2
4-Methyl-2-pentanone	ND	65	ug/kg	1.8
Methyl tert-butyl ether	ND	65	ug/kg	1.4
Naphthalene	ND	16	ug/kg	0.62
n-Propylbenzene	ND	16	ug/kg	1.3
Styrene	ND	16	ug/kg	0.49
1,1,1,2-Tetrachloroethane	ND	16	ug/kg	2.0
1,1,2,2-Tetrachloroethane	ND	16	ug/kg	1.1
Tetrachloroethene	ND	16	ug/kg	1.7
Toluene	ND	16	ug/kg	0.88
1,2,3-Trichlorobenzene	ND	16	ug/kg	1.2
1,2,4-Trichloro-benzene	ND	16	ug/kg	0.88
1,1,1-Trichloroethane	ND	16	ug/kg	1.8
1,1,2-Trichloroethane	ND	16	ug/kg	1.3
Trichloroethene	ND	16	ug/kg	1.4
Trichlorofluoromethane	ND	16	ug/kg	1.1
1,2,3-Trichloropropane	ND	16	ug/kg	2.9
1,2,3-Trimethylbenzene	ND	16	ug/kg	0.55
1,2,4-Trimethylbenzene	ND	16	ug/kg	2.1
Vinyl acetate	ND	32	ug/kg	0.81
Vinyl chloride	ND	16	ug/kg	1.3
m-Xylene & p-Xylene	ND	32	ug/kg	3.9
o-Xylene	ND	16	ug/kg	1.1

SURROGATE	PERCENT RECOVERY	RECOVERY LIMITS
Dibromofluoromethane	86	(59 - 138)
1,2-Dichloroethane-d4	78	(61 - 130)
Toluene-d8	88	(60 - 143)
4-Bromofluorobenzene	80	(47 - 158)

(Continued on next page)

Tetra Tech NUS, Inc

Client Sample ID: SD-06-SS

GC/MS Volatiles

Lot-Sample #...: C9J020291-036 Work Order #...: LLXM41AA Matrix.....: SOLID

NOTE(S):

Results and reporting limits have been adjusted for dry weight.

J Estimated result. Result is less than RL.

Tetra Tech NUS, Inc

Client Sample ID: SD-07-01

GC/MS Volatiles

Lot-Sample #...:	C9J020291-001	**Work Order #...:**	LLXLA1A0	**Matrix.....:**	SOLID
Date Sampled...:	09/29/09	**Date Received..:**	10/02/09	**MS Run #.....:**	
Prep Date.....:	10/08/09	**Analysis Date..:**	10/08/09		
Prep Batch #...:	9281589	**Analysis Time..:**	00:24		
Dilution Factor:	1	**Initial Wgt/Vol:**	5 g	**Final Wgt/Vol..:**	5 mL
% Moisture.....:	52	**Analyst ID.....:**	402279	**Instrument ID..:**	UX8
		Method.....:	SW846 8260B		

PARAMETER	RESULT	REPORTING LIMIT	UNITS	MDL
Bromobenzene	ND	10	ug/kg	1.5
Acetone	**64**	**42**	**ug/kg**	**13**
Benzene	ND	10	ug/kg	0.48
Bromochloromethane	ND	10	ug/kg	1.5
Bromodichloromethane	ND	10	ug/kg	0.59
Bromoform	ND	10	ug/kg	0.69
Bromomethane	ND	10	ug/kg	1.1
2-Butanone	**4.1 J**	**42**	**ug/kg**	**2.9**
tert-Butyl alcohol	ND	420	ug/kg	16
n-Butylbenzene	ND	10	ug/kg	0.48
sec-Butylbenzene	ND	10	ug/kg	0.38
tert-Butylbenzene	ND	10	ug/kg	0.61
Carbon disulfide	**1.9 J**	**10**	**ug/kg**	**0.92**
Carbon tetrachloride	ND	10	ug/kg	0.78
Chlorobenzene	ND	10	ug/kg	0.69
Dibromochloromethane	ND	10	ug/kg	1.2
Chloroethane	ND	10	ug/kg	1.8
2-Chloroethyl vinyl ether	ND	100	ug/kg	2.9
Chloroform	ND	10	ug/kg	0.61
Chloromethane	ND	10	ug/kg	0.86
2-Chlorotoluene	ND	10	ug/kg	0.84
4-Chlorotoluene	ND	10	ug/kg	0.86
1,2-Dibromo-3-chloro-propane	ND	21	ug/kg	2.7
1,2-Dibromoethane	ND	10	ug/kg	1.0
Dibromomethane	ND	10	ug/kg	1.3
1,2-Dichlorobenzene	ND	10	ug/kg	0.75
1,3-Dichlorobenzene	ND	10	ug/kg	0.73
1,4-Dichlorobenzene	ND	10	ug/kg	1.4
Dichlorodifluoromethane	ND	10	ug/kg	1.0
1,1-Dichloroethane	ND	10	ug/kg	0.75
1,2-Dichloroethane	ND	10	ug/kg	0.71
cis-1,2-Dichloroethene	ND	10	ug/kg	0.75
trans-1,2-Dichloroethene	ND	10	ug/kg	0.86
1,1-Dichloroethene	ND	10	ug/kg	1.1
1,2-Dichloropropane	ND	10	ug/kg	1.4
1,3-Dichloropropane	ND	10	ug/kg	0.71

(Continued on next page)

Tetra Tech NUS, Inc

Client Sample ID: SD-07-01

GC/MS Volatiles

Lot-Sample #...: C9J020291-001 **Work Order #...:** LLXLA1A0 **Matrix.....:** SOLID

PARAMETER	RESULT	REPORTING LIMIT	UNITS	MDL
2,2-Dichloropropane	ND	10	ug/kg	2.0
cis-1,3-Dichloropropene	ND	10	ug/kg	0.71
trans-1,3-Dichloropropene	ND	10	ug/kg	1.1
1,1-Dichloropropene	ND	10	ug/kg	0.63
Tert-amyl methyl ether (TAME)	ND	10	ug/kg	0.78
Ethyl-t-Butyl Ether (ETBE)	ND	10	ug/kg	0.46
Ethylbenzene	ND	10	ug/kg	0.54
Freon 113	ND	10	ug/kg	2.7
Hexachlorobutadiene	ND	10	ug/kg	2.5
2-Hexanone	ND	42	ug/kg	1.3
Isopropylbenzene	ND	10	ug/kg	0.34
Diisopropyl Ether (DIPE)	ND	21	ug/kg	3.1
p-Isopropyltoluene	ND	10	ug/kg	0.44
Methylene chloride	**2.5 J**	**10**	**ug/kg**	**1.4**
4-Methyl-2-pentanone	ND	42	ug/kg	1.1
Methyl tert-butyl ether	ND	42	ug/kg	0.90
Naphthalene	ND	10	ug/kg	0.40
n-Propylbenzene	ND	10	ug/kg	0.84
Styrene	ND	10	ug/kg	0.31
1,1,1,2-Tetrachloroethane	ND	10	ug/kg	1.3
1,1,2,2-Tetrachloroethane	ND	10	ug/kg	0.71
Tetrachloroethene	ND	10	ug/kg	1.1
Toluene	ND	10	ug/kg	0.57
1,2,3-Trichlorobenzene	ND	10	ug/kg	0.80
1,2,4-Trichloro-benzene	ND	10	ug/kg	0.57
1,1,1-Trichloroethane	ND	10	ug/kg	1.2
1,1,2-Trichloroethane	ND	10	ug/kg	0.82
Trichloroethene	ND	10	ug/kg	0.88
Trichlorofluoromethane	ND	10	ug/kg	0.71
1,2,3-Trichloropropane	ND	10	ug/kg	1.9
1,2,3-Trimethylbenzene	ND	10	ug/kg	0.36
1,2,4-Trimethylbenzene	ND	10	ug/kg	1.4
Vinyl acetate	ND	21	ug/kg	0.52
Vinyl chloride	ND	10	ug/kg	0.82
m-Xylene & p-Xylene	ND	21	ug/kg	2.5
o-Xylene	ND	10	ug/kg	0.73

SURROGATE	PERCENT RECOVERY	RECOVERY LIMITS
Dibromofluoromethane	92	(59 - 138)
1,2-Dichloroethane-d4	91	(61 - 130)
Toluene-d8	92	(60 - 143)
4-Bromofluorobenzene	94	(47 - 158)

(Continued on next page)

Tetra Tech NUS, Inc

Client Sample ID: SD-07-01

GC/MS Volatiles

Lot-Sample #...: C9J020291-001 Work Order #...: LLXLA1A0 Matrix.....: SOLID

NOTE(S):

Results and reporting limits have been adjusted for dry weight.

J Estimated result. Result is less than RL.

Tetra Tech NUS, Inc

Client Sample ID: SD-07-02

GC/MS Volatiles

Lot-Sample #...:	C9J020291-002	**Work Order #...:**	LLXLG1AA	**Matrix.....:**	SOLID
Date Sampled...:	09/29/09	**Date Received..:**	10/02/09	**MS Run #.....:**	
Prep Date.....:	10/08/09	**Analysis Date..:**	10/08/09		
Prep Batch #...:	9281589	**Analysis Time..:**	00:46		
Dilution Factor:	1	**Initial Wgt/Vol:**	5 g	**Final Wgt/Vol..:**	5 mL
% Moisture.....:	48	**Analyst ID.....:**	402279	**Instrument ID..:**	UX8
		Method.....:	SW846 8260B		

PARAMETER	RESULT	REPORTING LIMIT	UNITS	MDL
Bromobenzene	ND	9.6	ug/kg	1.4
Acetone	**77**	**38**	**ug/kg**	**12**
Benzene	ND	9.6	ug/kg	0.44
Bromochloromethane	ND	9.6	ug/kg	1.4
Bromodichloromethane	ND	9.6	ug/kg	0.54
Bromoform	ND	9.6	ug/kg	0.64
Bromomethane	ND	9.6	ug/kg	1.0
2-Butanone	**4.3 J**	**38**	**ug/kg**	**2.7**
tert-Butyl alcohol	ND	380	ug/kg	15
n-Butylbenzene	ND	9.6	ug/kg	0.44
sec-Butylbenzene	ND	9.6	ug/kg	0.35
tert-Butylbenzene	ND	9.6	ug/kg	0.56
Carbon disulfide	**1.7 J**	**9.6**	**ug/kg**	**0.85**
Carbon tetrachloride	ND	9.6	ug/kg	0.71
Chlorobenzene	ND	9.6	ug/kg	0.64
Dibromochloromethane	ND	9.6	ug/kg	1.1
Chloroethane	ND	9.6	ug/kg	1.7
2-Chloroethyl vinyl ether	ND	96	ug/kg	2.7
Chloroform	ND	9.6	ug/kg	0.56
Chloromethane	ND	9.6	ug/kg	0.79
2-Chlorotoluene	ND	9.6	ug/kg	0.77
4-Chlorotoluene	ND	9.6	ug/kg	0.79
1,2-Dibromo-3-chloro-propane	ND	19	ug/kg	2.5
1,2-Dibromoethane	ND	9.6	ug/kg	0.96
Dibromomethane	ND	9.6	ug/kg	1.2
1,2-Dichlorobenzene	ND	9.6	ug/kg	0.69
1,3-Dichlorobenzene	ND	9.6	ug/kg	0.67
1,4-Dichlorobenzene	ND	9.6	ug/kg	1.3
Dichlorodifluoromethane	ND	9.6	ug/kg	0.96
1,1-Dichloroethane	ND	9.6	ug/kg	0.69
1,2-Dichloroethane	ND	9.6	ug/kg	0.65
cis-1,2-Dichloroethene	ND	9.6	ug/kg	0.69
trans-1,2-Dichloroethene	ND	9.6	ug/kg	0.79
1,1-Dichloroethene	ND	9.6	ug/kg	1.0
1,2-Dichloropropane	ND	9.6	ug/kg	1.3
1,3-Dichloropropane	ND	9.6	ug/kg	0.65

(Continued on next page)

Tetra Tech NUS, Inc

Client Sample ID: SD-07-02

GC/MS Volatiles

Lot-Sample #...: C9J020291-002 **Work Order #...:** LLXLG1AA **Matrix.....:** SOLID

PARAMETER	RESULT	REPORTING LIMIT	UNITS	MDL
2,2-Dichloropropane	ND	9.6	ug/kg	1.8
cis-1,3-Dichloropropene	ND	9.6	ug/kg	0.65
trans-1,3-Dichloropropene	ND	9.6	ug/kg	1.0
1,1-Dichloropropene	ND	9.6	ug/kg	0.58
Tert-amyl methyl ether (TAME)	ND	9.6	ug/kg	0.71
Ethyl-t-Butyl Ether (ETBE)	ND	9.6	ug/kg	0.42
Ethylbenzene	ND	9.6	ug/kg	0.50
Freon 113	ND	9.6	ug/kg	2.5
Hexachlorobutadiene	ND	9.6	ug/kg	2.3
2-Hexanone	ND	38	ug/kg	1.2
Isopropylbenzene	ND	9.6	ug/kg	0.31
Diisopropyl Ether (DIPE)	ND	19	ug/kg	2.9
p-Isopropyltoluene	ND	9.6	ug/kg	0.40
Methylene chloride	**3.9 J**	**9.6**	**ug/kg**	**1.3**
4-Methyl-2-pentanone	ND	38	ug/kg	1.0
Methyl tert-butyl ether	ND	38	ug/kg	0.83
Naphthalene	ND	9.6	ug/kg	0.37
n-Propylbenzene	ND	9.6	ug/kg	0.77
Styrene	ND	9.6	ug/kg	0.29
1,1,1,2-Tetrachloroethane	ND	9.6	ug/kg	1.2
1,1,2,2-Tetrachloroethane	ND	9.6	ug/kg	0.65
Tetrachloroethene	ND	9.6	ug/kg	1.0
Toluene	ND	9.6	ug/kg	0.52
1,2,3-Trichlorobenzene	ND	9.6	ug/kg	0.73
1,2,4-Trichloro-benzene	ND	9.6	ug/kg	0.52
1,1,1-Trichloroethane	ND	9.6	ug/kg	1.1
1,1,2-Trichloroethane	ND	9.6	ug/kg	0.75
Trichloroethene	ND	9.6	ug/kg	0.81
Trichlorofluoromethane	ND	9.6	ug/kg	0.65
1,2,3-Trichloropropane	ND	9.6	ug/kg	1.7
1,2,3-Trimethylbenzene	ND	9.6	ug/kg	0.33
1,2,4-Trimethylbenzene	ND	9.6	ug/kg	1.3
Vinyl acetate	ND	19	ug/kg	0.48
Vinyl chloride	ND	9.6	ug/kg	0.75
m-Xylene & p-Xylene	ND	19	ug/kg	2.3
o-Xylene	ND	9.6	ug/kg	0.67

SURROGATE	PERCENT RECOVERY	RECOVERY LIMITS
Dibromofluoromethane	92	(59 - 138)
1,2-Dichloroethane-d4	90	(61 - 130)
Toluene-d8	92	(60 - 143)
4-Bromofluorobenzene	93	(47 - 158)

(Continued on next page)

Tetra Tech NUS, Inc

Client Sample ID: SD-07-02

GC/MS Volatiles

Lot-Sample #...: C9J020291-002 Work Order #...: LLXLG1AA Matrix.....: SOLID

NOTE(S):

Results and reporting limits have been adjusted for dry weight.

J Estimated result. Result is less than RL.

Tetra Tech NUS, Inc

Client Sample ID: SD-07-SS

GC/MS Volatiles

Lot-Sample #...:	C9J020291-020	**Work Order #...:**	LLXMC1AA	**Matrix.....:**	SOLID
Date Sampled...:	09/29/09	**Date Received..:**	10/02/09	**MS Run #.....:**	
Prep Date.....:	10/08/09	**Analysis Date..:**	10/08/09		
Prep Batch #...:	9281589	**Analysis Time..:**	04:29		
Dilution Factor:	1	**Initial Wgt/Vol:**	5 g	**Final Wgt/Vol..:**	5 mL
% Moisture.....:	51	**Analyst ID.....:**	402279	**Instrument ID..:**	UX8
		Method.....:	SW846 8260B		

PARAMETER	RESULT	REPORTING LIMIT	UNITS	MDL
Bromobenzene	ND	10	ug/kg	1.4
Acetone	**97**	**40**	**ug/kg**	**13**
Benzene	ND	10	ug/kg	0.47
Bromochloromethane	ND	10	ug/kg	1.4
Bromodichloromethane	ND	10	ug/kg	0.57
Bromoform	ND	10	ug/kg	0.67
Bromomethane	ND	10	ug/kg	1.1
2-Butanone	**4.1 J**	**40**	**ug/kg**	**2.8**
tert-Butyl alcohol	ND	400	ug/kg	15
n-Butylbenzene	ND	10	ug/kg	0.47
sec-Butylbenzene	ND	10	ug/kg	0.36
tert-Butylbenzene	ND	10	ug/kg	0.59
Carbon disulfide	**2.7 J**	**10**	**ug/kg**	**0.89**
Carbon tetrachloride	ND	10	ug/kg	0.75
Chlorobenzene	ND	10	ug/kg	0.67
Dibromochloromethane	ND	10	ug/kg	1.1
Chloroethane	ND	10	ug/kg	1.7
2-Chloroethyl vinyl ether	ND	100	ug/kg	2.8
Chloroform	ND	10	ug/kg	0.59
Chloromethane	ND	10	ug/kg	0.83
2-Chlorotoluene	ND	10	ug/kg	0.81
4-Chlorotoluene	ND	10	ug/kg	0.83
1,2-Dibromo-3-chloro-propane	ND	20	ug/kg	2.6
1,2-Dibromoethane	ND	10	ug/kg	1.0
Dibromomethane	ND	10	ug/kg	1.3
1,2-Dichlorobenzene	ND	10	ug/kg	0.73
1,3-Dichlorobenzene	ND	10	ug/kg	0.71
1,4-Dichlorobenzene	ND	10	ug/kg	1.3
Dichlorodifluoromethane	ND	10	ug/kg	1.0
1,1-Dichloroethane	ND	10	ug/kg	0.73
1,2-Dichloroethane	ND	10	ug/kg	0.69
cis-1,2-Dichloroethene	ND	10	ug/kg	0.73
trans-1,2-Dichloroethene	ND	10	ug/kg	0.83
1,1-Dichloroethene	ND	10	ug/kg	1.1
1,2-Dichloropropane	ND	10	ug/kg	1.4
1,3-Dichloropropane	ND	10	ug/kg	0.69

(Continued on next page)

Tetra Tech NUS, Inc

Client Sample ID: SD-07-SS

GC/MS Volatiles

Lot-Sample #...: C9J020291-020 **Work Order #...:** LLXMC1AA **Matrix.....:** SOLID

PARAMETER	RESULT	REPORTING LIMIT	UNITS	MDL
2,2-Dichloropropane	ND	10	ug/kg	1.9
cis-1,3-Dichloropropene	ND	10	ug/kg	0.69
trans-1,3-Dichloropropene	ND	10	ug/kg	1.1
1,1-Dichloropropene	ND	10	ug/kg	0.61
Tert-amyl methyl ether (TAME)	ND	10	ug/kg	0.75
Ethyl-t-Butyl Ether (ETBE)	ND	10	ug/kg	0.45
Ethylbenzene	ND	10	ug/kg	0.53
Freon 113	ND	10	ug/kg	2.6
Hexachlorobutadiene	ND	10	ug/kg	2.4
2-Hexanone	ND	40	ug/kg	1.3
Isopropylbenzene	ND	10	ug/kg	0.32
Diisopropyl Ether (DIPE)	ND	20	ug/kg	3.0
p-Isopropyltoluene	ND	10	ug/kg	0.43
Methylene chloride	**9.5 J**	**10**	**ug/kg**	**1.4**
4-Methyl-2-pentanone	ND	40	ug/kg	1.1
Methyl tert-butyl ether	ND	40	ug/kg	0.87
Naphthalene	ND	10	ug/kg	0.38
n-Propylbenzene	ND	10	ug/kg	0.81
Styrene	ND	10	ug/kg	0.30
1,1,1,2-Tetrachloroethane	ND	10	ug/kg	1.3
1,1,2,2-Tetrachloroethane	ND	10	ug/kg	0.69
Tetrachloroethene	ND	10	ug/kg	1.1
Toluene	ND	10	ug/kg	0.55
1,2,3-Trichlorobenzene	ND	10	ug/kg	0.77
1,2,4-Trichloro-benzene	ND	10	ug/kg	0.55
1,1,1-Trichloroethane	ND	10	ug/kg	1.1
1,1,2-Trichloroethane	ND	10	ug/kg	0.79
Trichloroethene	ND	10	ug/kg	0.85
Trichlorofluoromethane	ND	10	ug/kg	0.69
1,2,3-Trichloropropane	ND	10	ug/kg	1.8
1,2,3-Trimethylbenzene	ND	10	ug/kg	0.34
1,2,4-Trimethylbenzene	ND	10	ug/kg	1.3
Vinyl acetate	ND	20	ug/kg	0.51
Vinyl chloride	ND	10	ug/kg	0.79
m-Xylene & p-Xylene	ND	20	ug/kg	2.4
o-Xylene	ND	10	ug/kg	0.71

SURROGATE	PERCENT RECOVERY	RECOVERY LIMITS
Dibromofluoromethane	90	(59 - 138)
1,2-Dichloroethane-d4	89	(61 - 130)
Toluene-d8	88	(60 - 143)
4-Bromofluorobenzene	91	(47 - 158)

(Continued on next page)

Tetra Tech NUS, Inc

Client Sample ID: SD-07-SS

GC/MS Volatiles

Lot-Sample #...: C9J020291-020 Work Order #...: LLXMC1AA Matrix.....: SOLID

NOTE(S):

Results and reporting limits have been adjusted for dry weight.

J Estimated result. Result is less than RL.

Tetra Tech NUS, Inc

Client Sample ID: SD-08-01

GC/MS Volatiles

Lot-Sample #...:	C9J020291-004	**Work Order #...:**	LLXLJ1AA	**Matrix.....:**	SOLID
Date Sampled...:	09/30/09	**Date Received..:**	10/02/09	**MS Run #.....:**	
Prep Date.....:	10/08/09	**Analysis Date..:**	10/08/09		
Prep Batch #...:	9281589	**Analysis Time..:**	05:14		
Dilution Factor:	1	**Initial Wgt/Vol:**	5 g	**Final Wgt/Vol..:**	5 mL
% Moisture.....:	54	**Analyst ID.....:**	402279	**Instrument ID..:**	UX8
		Method.....:	SW846 8260B		

PARAMETER	RESULT	REPORTING LIMIT	UNITS	MDL
Bromobenzene	ND	11	ug/kg	1.5
Acetone	**65**	**43**	**ug/kg**	**14**
Benzene	ND	11	ug/kg	0.50
Bromochloromethane	ND	11	ug/kg	1.5
Bromodichloromethane	ND	11	ug/kg	0.61
Bromoform	ND	11	ug/kg	0.71
Bromomethane	ND	11	ug/kg	1.2
2-Butanone	**6.1 J**	**43**	**ug/kg**	**3.0**
tert-Butyl alcohol	ND	430	ug/kg	16
n-Butylbenzene	ND	11	ug/kg	0.50
sec-Butylbenzene	ND	11	ug/kg	0.39
tert-Butylbenzene	ND	11	ug/kg	0.63
Carbon disulfide	**3.1 J**	**11**	**ug/kg**	**0.95**
Carbon tetrachloride	ND	11	ug/kg	0.80
Chlorobenzene	ND	11	ug/kg	0.71
Dibromochloromethane	ND	11	ug/kg	1.2
Chloroethane	ND	11	ug/kg	1.9
2-Chloroethyl vinyl ether	ND	110	ug/kg	3.0
Chloroform	ND	11	ug/kg	0.63
Chloromethane	ND	11	ug/kg	0.89
2-Chlorotoluene	ND	11	ug/kg	0.87
4-Chlorotoluene	ND	11	ug/kg	0.89
1,2-Dibromo-3-chloro-propane	ND	22	ug/kg	2.8
1,2-Dibromoethane	ND	11	ug/kg	1.1
Dibromomethane	ND	11	ug/kg	1.4
1,2-Dichlorobenzene	ND	11	ug/kg	0.78
1,3-Dichlorobenzene	ND	11	ug/kg	0.76
1,4-Dichlorobenzene	ND	11	ug/kg	1.4
Dichlorodifluoromethane	ND	11	ug/kg	1.1
1,1-Dichloroethane	ND	11	ug/kg	0.78
1,2-Dichloroethane	ND	11	ug/kg	0.74
cis-1,2-Dichloroethene	ND	11	ug/kg	0.78
trans-1,2-Dichloroethene	ND	11	ug/kg	0.89
1,1-Dichloroethene	ND	11	ug/kg	1.1
1,2-Dichloropropane	ND	11	ug/kg	1.5
1,3-Dichloropropane	ND	11	ug/kg	0.74

(Continued on next page)

Tetra Tech NUS, Inc

Client Sample ID: SD-08-01

GC/MS Volatiles

Lot-Sample #...: C9J020291-004 **Work Order #...:** LLXLJ1AA **Matrix.....:** SOLID

PARAMETER	RESULT	REPORTING LIMIT	UNITS	MDL
2,2-Dichloropropane	ND	11	ug/kg	2.0
cis-1,3-Dichloropropene	ND	11	ug/kg	0.74
trans-1,3-Dichloropropene	ND	11	ug/kg	1.2
1,1-Dichloropropene	ND	11	ug/kg	0.65
Tert-amyl methyl ether (TAME)	ND	11	ug/kg	0.80
Ethyl-t-Butyl Ether (ETBE)	ND	11	ug/kg	0.48
Ethylbenzene	ND	11	ug/kg	0.56
Freon 113	ND	11	ug/kg	2.8
Hexachlorobutadiene	ND	11	ug/kg	2.6
2-Hexanone	ND	43	ug/kg	1.4
Isopropylbenzene	ND	11	ug/kg	0.35
Diisopropyl Ether (DIPE)	ND	22	ug/kg	3.2
p-Isopropyltoluene	ND	11	ug/kg	0.45
Methylene chloride	**3.3 J**	**11**	**ug/kg**	**1.4**
4-Methyl-2-pentanone	ND	43	ug/kg	1.2
Methyl tert-butyl ether	ND	43	ug/kg	0.93
Naphthalene	ND	11	ug/kg	0.41
n-Propylbenzene	ND	11	ug/kg	0.87
Styrene	ND	11	ug/kg	0.32
1,1,1,2-Tetrachloroethane	ND	11	ug/kg	1.3
1,1,2,2-Tetrachloroethane	ND	11	ug/kg	0.74
Tetrachloroethene	ND	11	ug/kg	1.1
Toluene	ND	11	ug/kg	0.58
1,2,3-Trichlorobenzene	ND	11	ug/kg	0.82
1,2,4-Trichloro-benzene	ND	11	ug/kg	0.58
1,1,1-Trichloroethane	ND	11	ug/kg	1.2
1,1,2-Trichloroethane	ND	11	ug/kg	0.84
Trichloroethene	ND	11	ug/kg	0.91
Trichlorofluoromethane	ND	11	ug/kg	0.74
1,2,3-Trichloropropane	ND	11	ug/kg	1.9
1,2,3-Trimethylbenzene	ND	11	ug/kg	0.37
1,2,4-Trimethylbenzene	ND	11	ug/kg	1.4
Vinyl acetate	ND	22	ug/kg	0.54
Vinyl chloride	ND	11	ug/kg	0.84
m-Xylene & p-Xylene	ND	22	ug/kg	2.6
o-Xylene	ND	11	ug/kg	0.76

SURROGATE	PERCENT RECOVERY	RECOVERY LIMITS
Dibromofluoromethane	89	(59 - 138)
1,2-Dichloroethane-d4	89	(61 - 130)
Toluene-d8	89	(60 - 143)
4-Bromofluorobenzene	87	(47 - 158)

(Continued on next page)

Tetra Tech NUS, Inc

Client Sample ID: SD-08-01

GC/MS Volatiles

Lot-Sample #...: C9J020291-004 Work Order #...: LLXLJ1AA Matrix.....: SOLID

NOTE(S):

Results and reporting limits have been adjusted for dry weight.

J Estimated result. Result is less than RL.

Tetra Tech NUS, Inc

Client Sample ID: SD-08-02

GC/MS Volatiles

Lot-Sample #...:	C9J020291-005	**Work Order #...:**	LLXLK1AA	**Matrix.....:**	SOLID
Date Sampled...:	09/30/09	**Date Received..:**	10/02/09	**MS Run #.....:**	9282285
Prep Date.....:	10/08/09	**Analysis Date..:**	10/08/09		
Prep Batch #...:	9282464	**Analysis Time..:**	20:24		
Dilution Factor:	1	**Initial Wgt/Vol:**	5 g	**Final Wgt/Vol..:**	5 mL
% Moisture.....:	50	**Analyst ID.....:**	402279	**Instrument ID..:**	UX8
		Method.....:	SW846 8260B		

PARAMETER	RESULT	REPORTING LIMIT	UNITS	MDL
Bromobenzene	ND	9.9	ug/kg	1.4
Acetone	**67**	**40**	**ug/kg**	**12**
Benzene	ND	9.9	ug/kg	0.46
Bromochloromethane	ND	9.9	ug/kg	1.4
Bromodichloromethane	ND	9.9	ug/kg	0.55
Bromoform	ND	9.9	ug/kg	0.65
Bromomethane	ND	9.9	ug/kg	1.1
2-Butanone	**5.3 J**	**40**	**ug/kg**	**2.8**
tert-Butyl alcohol	ND	400	ug/kg	15
n-Butylbenzene	ND	9.9	ug/kg	0.46
sec-Butylbenzene	ND	9.9	ug/kg	0.36
tert-Butylbenzene	ND	9.9	ug/kg	0.57
Carbon disulfide	**4.0 J**	**9.9**	**ug/kg**	**0.87**
Carbon tetrachloride	ND	9.9	ug/kg	0.73
Chlorobenzene	ND	9.9	ug/kg	0.65
Dibromochloromethane	ND	9.9	ug/kg	1.1
Chloroethane	ND	9.9	ug/kg	1.7
2-Chloroethyl vinyl ether	ND	99	ug/kg	2.8
Chloroform	ND	9.9	ug/kg	0.57
Chloromethane	ND	9.9	ug/kg	0.81
2-Chlorotoluene	ND	9.9	ug/kg	0.79
4-Chlorotoluene	ND	9.9	ug/kg	0.81
1,2-Dibromo-3-chloro-propane	ND	20	ug/kg	2.6
1,2-Dibromoethane	ND	9.9	ug/kg	0.99
Dibromomethane	ND	9.9	ug/kg	1.2
1,2-Dichlorobenzene	ND	9.9	ug/kg	0.71
1,3-Dichlorobenzene	ND	9.9	ug/kg	0.69
1,4-Dichlorobenzene	ND	9.9	ug/kg	1.3
Dichlorodifluoromethane	ND	9.9	ug/kg	0.99
1,1-Dichloroethane	ND	9.9	ug/kg	0.71
1,2-Dichloroethane	ND	9.9	ug/kg	0.67
cis-1,2-Dichloroethene	ND	9.9	ug/kg	0.71
trans-1,2-Dichloroethene	ND	9.9	ug/kg	0.81
1,1-Dichloroethene	ND	9.9	ug/kg	1.0
1,2-Dichloropropane	ND	9.9	ug/kg	1.4
1,3-Dichloropropane	ND	9.9	ug/kg	0.67

(Continued on next page)

Tetra Tech NUS, Inc

Client Sample ID: SD-08-02

GC/MS Volatiles

Lot-Sample #...: C9J020291-005 **Work Order #...:** LLXLK1AA **Matrix.....:** SOLID

PARAMETER	RESULT	REPORTING LIMIT	UNITS	MDL
2,2-Dichloropropane	ND	9.9	ug/kg	1.9
cis-1,3-Dichloropropene	ND	9.9	ug/kg	0.67
trans-1,3-Dichloropropene	ND	9.9	ug/kg	1.1
1,1-Dichloropropene	ND	9.9	ug/kg	0.59
Tert-amyl methyl ether (TAME)	ND	9.9	ug/kg	0.73
Ethyl-t-Butyl Ether (ETBE)	ND	9.9	ug/kg	0.44
Ethylbenzene	ND	9.9	ug/kg	0.51
Freon 113	ND	9.9	ug/kg	2.6
Hexachlorobutadiene	ND	9.9	ug/kg	2.4
2-Hexanone	ND	40	ug/kg	1.2
Isopropylbenzene	ND	9.9	ug/kg	0.32
Diisopropyl Ether (DIPE)	ND	20	ug/kg	3.0
p-Isopropyltoluene	ND	9.9	ug/kg	0.42
Methylene chloride	**5.3 J**	**9.9**	**ug/kg**	**1.3**
4-Methyl-2-pentanone	ND	40	ug/kg	1.1
Methyl tert-butyl ether	ND	40	ug/kg	0.85
Naphthalene	ND	9.9	ug/kg	0.38
n-Propylbenzene	ND	9.9	ug/kg	0.79
Styrene	ND	9.9	ug/kg	0.30
1,1,1,2-Tetrachloroethane	ND	9.9	ug/kg	1.2
1,1,2,2-Tetrachloroethane	ND	9.9	ug/kg	0.67
Tetrachloroethene	ND	9.9	ug/kg	1.0
Toluene	ND	9.9	ug/kg	0.53
1,2,3-Trichlorobenzene	ND	9.9	ug/kg	0.75
1,2,4-Trichloro-benzene	ND	9.9	ug/kg	0.53
1,1,1-Trichloroethane	ND	9.9	ug/kg	1.1
1,1,2-Trichloroethane	ND	9.9	ug/kg	0.77
Trichloroethene	ND	9.9	ug/kg	0.83
Trichlorofluoromethane	ND	9.9	ug/kg	0.67
1,2,3-Trichloropropane	ND	9.9	ug/kg	1.8
1,2,3-Trimethylbenzene	ND	9.9	ug/kg	0.34
1,2,4-Trimethylbenzene	ND	9.9	ug/kg	1.3
Vinyl acetate	ND	20	ug/kg	0.50
Vinyl chloride	ND	9.9	ug/kg	0.77
m-Xylene & p-Xylene	ND	20	ug/kg	2.4
o-Xylene	ND	9.9	ug/kg	0.69

SURROGATE	PERCENT RECOVERY	RECOVERY LIMITS
Dibromofluoromethane	91	(59 - 138)
1,2-Dichloroethane-d4	81	(61 - 130)
Toluene-d8	89	(60 - 143)
4-Bromofluorobenzene	83	(47 - 158)

(Continued on next page)

Tetra Tech NUS, Inc

Client Sample ID: SD-08-02

GC/MS Volatiles

Lot-Sample #...: C9J020291-005 Work Order #...: LLXLK1AA Matrix.....: SOLID

NOTE(S):

Results and reporting limits have been adjusted for dry weight.

J Estimated result. Result is less than RL.

Tetra Tech NUS, Inc

Client Sample ID: SD-08-02

GC/MS Volatiles

Lot-Sample #...:	C9J020291-006	**Work Order #...:**	LLXLL1AA	**Matrix.....:**	SOLID
Date Sampled...:	09/30/09	**Date Received..:**	10/02/09	**MS Run #.....:**	
Prep Date.....:	10/08/09	**Analysis Date..:**	10/08/09		
Prep Batch #...:	9281589	**Analysis Time..:**	05:58		
Dilution Factor:	1	**Initial Wgt/Vol:**	5 g	**Final Wgt/Vol..:**	5 mL
% Moisture.....:	44	**Analyst ID.....:**	402279	**Instrument ID..:**	UX8
		Method.....:	SW846 8260B		

PARAMETER	RESULT	REPORTING LIMIT	UNITS	MDL
Bromobenzene	ND	8.9	ug/kg	1.3
Acetone	**93**	**35**	**ug/kg**	**11**
Benzene	ND	8.9	ug/kg	0.41
Bromochloromethane	ND	8.9	ug/kg	1.3
Bromodichloromethane	ND	8.9	ug/kg	0.50
Bromoform	ND	8.9	ug/kg	0.59
Bromomethane	ND	8.9	ug/kg	0.96
2-Butanone	**6.7 J**	**35**	**ug/kg**	**2.5**
tert-Butyl alcohol	ND	350	ug/kg	13
n-Butylbenzene	ND	8.9	ug/kg	0.41
sec-Butylbenzene	ND	8.9	ug/kg	0.32
tert-Butylbenzene	ND	8.9	ug/kg	0.51
Carbon disulfide	**4.4 J**	**8.9**	**ug/kg**	**0.78**
Carbon tetrachloride	ND	8.9	ug/kg	0.66
Chlorobenzene	ND	8.9	ug/kg	0.59
Dibromochloromethane	ND	8.9	ug/kg	0.98
Chloroethane	ND	8.9	ug/kg	1.5
2-Chloroethyl vinyl ether	ND	89	ug/kg	2.5
Chloroform	ND	8.9	ug/kg	0.51
Chloromethane	ND	8.9	ug/kg	0.73
2-Chlorotoluene	ND	8.9	ug/kg	0.71
4-Chlorotoluene	ND	8.9	ug/kg	0.73
1,2-Dibromo-3-chloro-propane	ND	18	ug/kg	2.3
1,2-Dibromoethane	ND	8.9	ug/kg	0.89
Dibromomethane	ND	8.9	ug/kg	1.1
1,2-Dichlorobenzene	ND	8.9	ug/kg	0.64
1,3-Dichlorobenzene	ND	8.9	ug/kg	0.62
1,4-Dichlorobenzene	ND	8.9	ug/kg	1.2
Dichlorodifluoromethane	ND	8.9	ug/kg	0.89
1,1-Dichloroethane	ND	8.9	ug/kg	0.64
1,2-Dichloroethane	ND	8.9	ug/kg	0.60
cis-1,2-Dichloroethene	ND	8.9	ug/kg	0.64
trans-1,2-Dichloroethene	ND	8.9	ug/kg	0.73
1,1-Dichloroethene	ND	8.9	ug/kg	0.92
1,2-Dichloropropane	ND	8.9	ug/kg	1.2
1,3-Dichloropropane	ND	8.9	ug/kg	0.60

(Continued on next page)

Tetra Tech NUS, Inc

Client Sample ID: SD-08-02

GC/MS Volatiles

Lot-Sample #...: C9J020291-006 **Work Order #...:** LLXLL1AA **Matrix.....:** SOLID

PARAMETER	RESULT	REPORTING LIMIT	UNITS	MDL
2,2-Dichloropropane	ND	8.9	ug/kg	1.7
cis-1,3-Dichloropropene	ND	8.9	ug/kg	0.60
trans-1,3-Dichloropropene	ND	8.9	ug/kg	0.96
1,1-Dichloropropene	ND	8.9	ug/kg	0.53
Tert-amyl methyl ether (TAME)	ND	8.9	ug/kg	0.66
Ethyl-t-Butyl Ether (ETBE)	ND	8.9	ug/kg	0.39
Ethylbenzene	ND	8.9	ug/kg	0.46
Freon 113	ND	8.9	ug/kg	2.3
Hexachlorobutadiene	ND	8.9	ug/kg	2.1
2-Hexanone	ND	35	ug/kg	1.1
Isopropylbenzene	ND	8.9	ug/kg	0.28
Diisopropyl Ether (DIPE)	ND	18	ug/kg	2.7
p-Isopropyltoluene	ND	8.9	ug/kg	0.37
Methylene chloride	**9.7**	**8.9**	**ug/kg**	**1.2**
4-Methyl-2-pentanone	ND	35	ug/kg	0.96
Methyl tert-butyl ether	ND	35	ug/kg	0.76
Naphthalene	ND	8.9	ug/kg	0.34
n-Propylbenzene	ND	8.9	ug/kg	0.71
Styrene	ND	8.9	ug/kg	0.27
1,1,1,2-Tetrachloroethane	ND	8.9	ug/kg	1.1
1,1,2,2-Tetrachloroethane	ND	8.9	ug/kg	0.60
Tetrachloroethene	ND	8.9	ug/kg	0.92
Toluene	ND	8.9	ug/kg	0.48
1,2,3-Trichlorobenzene	ND	8.9	ug/kg	0.67
1,2,4-Trichloro-benzene	ND	8.9	ug/kg	0.48
1,1,1-Trichloroethane	ND	8.9	ug/kg	0.99
1,1,2-Trichloroethane	ND	8.9	ug/kg	0.69
Trichloroethene	ND	8.9	ug/kg	0.74
Trichlorofluoromethane	ND	8.9	ug/kg	0.60
1,2,3-Trichloropropane	ND	8.9	ug/kg	1.6
1,2,3-Trimethylbenzene	ND	8.9	ug/kg	0.30
1,2,4-Trimethylbenzene	ND	8.9	ug/kg	1.2
Vinyl acetate	ND	18	ug/kg	0.44
Vinyl chloride	ND	8.9	ug/kg	0.69
m-Xylene & p-Xylene	ND	18	ug/kg	2.1
o-Xylene	ND	8.9	ug/kg	0.62

SURROGATE	PERCENT RECOVERY	RECOVERY LIMITS
Dibromofluoromethane	90	(59 - 138)
1,2-Dichloroethane-d4	87	(61 - 130)
Toluene-d8	87	(60 - 143)
4-Bromofluorobenzene	85	(47 - 158)

(Continued on next page)

Tetra Tech NUS, Inc

Client Sample ID: SD-08-02

GC/MS Volatiles

Lot-Sample #...: C9J020291-006 Work Order #...: LLXLL1AA Matrix.....: SOLID

NOTE(S):

Results and reporting limits have been adjusted for dry weight.

J Estimated result. Result is less than RL.

Tetra Tech NUS, Inc

Client Sample ID: SD-08-SS

GC/MS Volatiles

Lot-Sample #...: C9J020291-003	**Work Order #...:** LLXLH1AA	**Matrix.....:** SOLID	
Date Sampled...: 09/30/09	**Date Received..:** 10/02/09	**MS Run #.....:**	
Prep Date.....: 10/08/09	**Analysis Date..:** 10/08/09		
Prep Batch #...: 9281589	**Analysis Time..:** 04:51		
Dilution Factor: 1	**Initial Wgt/Vol:** 5 g	**Final Wgt/Vol..:** 5 mL	
% Moisture.....: 54	**Analyst ID.....:** 402279	**Instrument ID..:** UX8	
	Method.....: SW846 8260B		

PARAMETER	RESULT	REPORTING LIMIT	UNITS	MDL
Bromobenzene	ND	11	ug/kg	1.5
Acetone	**35 J**	**43**	**ug/kg**	**14**
Benzene	ND	11	ug/kg	0.50
Bromochloromethane	ND	11	ug/kg	1.5
Bromodichloromethane	ND	11	ug/kg	0.60
Bromoform	ND	11	ug/kg	0.71
Bromomethane	ND	11	ug/kg	1.2
2-Butanone	**3.6 J**	**43**	**ug/kg**	**3.0**
tert-Butyl alcohol	ND	430	ug/kg	16
n-Butylbenzene	ND	11	ug/kg	0.50
sec-Butylbenzene	ND	11	ug/kg	0.39
tert-Butylbenzene	ND	11	ug/kg	0.63
Carbon disulfide	ND	11	ug/kg	0.95
Carbon tetrachloride	ND	11	ug/kg	0.80
Chlorobenzene	ND	11	ug/kg	0.71
Dibromochloromethane	ND	11	ug/kg	1.2
Chloroethane	ND	11	ug/kg	1.9
2-Chloroethyl vinyl ether	ND	110	ug/kg	3.0
Chloroform	ND	11	ug/kg	0.63
Chloromethane	ND	11	ug/kg	0.89
2-Chlorotoluene	ND	11	ug/kg	0.86
4-Chlorotoluene	ND	11	ug/kg	0.89
1,2-Dibromo-3-chloro-propane	ND	22	ug/kg	2.8
1,2-Dibromoethane	ND	11	ug/kg	1.1
Dibromomethane	ND	11	ug/kg	1.4
1,2-Dichlorobenzene	ND	11	ug/kg	0.78
1,3-Dichlorobenzene	ND	11	ug/kg	0.76
1,4-Dichlorobenzene	ND	11	ug/kg	1.4
Dichlorodifluoromethane	ND	11	ug/kg	1.1
1,1-Dichloroethane	ND	11	ug/kg	0.78
1,2-Dichloroethane	ND	11	ug/kg	0.73
cis-1,2-Dichloroethene	ND	11	ug/kg	0.78
trans-1,2-Dichloroethene	ND	11	ug/kg	0.89
1,1-Dichloroethene	ND	11	ug/kg	1.1
1,2-Dichloropropane	ND	11	ug/kg	1.5
1,3-Dichloropropane	ND	11	ug/kg	0.73

(Continued on next page)

Tetra Tech NUS, Inc

Client Sample ID: SD-08-SS

GC/MS Volatiles

Lot-Sample #...: C9J020291-003 Work Order #...: LLXLH1AA Matrix.....: SOLID

PARAMETER	RESULT	REPORTING LIMIT	UNITS	MDL
2,2-Dichloropropane	ND	11	ug/kg	2.0
cis-1,3-Dichloropropene	ND	11	ug/kg	0.73
trans-1,3-Dichloropropene	ND	11	ug/kg	1.2
1,1-Dichloropropene	ND	11	ug/kg	0.65
Tert-amyl methyl ether (TAME)	ND	11	ug/kg	0.80
Ethyl-t-Butyl Ether (ETBE)	ND	11	ug/kg	0.48
Ethylbenzene	ND	11	ug/kg	0.56
Freon 113	ND	11	ug/kg	2.8
Hexachlorobutadiene	ND	11	ug/kg	2.6
2-Hexanone	ND	43	ug/kg	1.4
Isopropylbenzene	ND	11	ug/kg	0.35
Diisopropyl Ether (DIPE)	ND	22	ug/kg	3.2
p-Isopropyltoluene	ND	11	ug/kg	0.45
Methylene chloride	**3.0 J**	**11**	**ug/kg**	**1.4**
4-Methyl-2-pentanone	ND	43	ug/kg	1.2
Methyl tert-butyl ether	ND	43	ug/kg	0.93
Naphthalene	ND	11	ug/kg	0.41
n-Propylbenzene	ND	11	ug/kg	0.86
Styrene	ND	11	ug/kg	0.32
1,1,1,2-Tetrachloroethane	ND	11	ug/kg	1.3
1,1,2,2-Tetrachloroethane	ND	11	ug/kg	0.73
Tetrachloroethene	ND	11	ug/kg	1.1
Toluene	ND	11	ug/kg	0.58
1,2,3-Trichlorobenzene	ND	11	ug/kg	0.82
1,2,4-Trichloro-benzene	ND	11	ug/kg	0.58
1,1,1-Trichloroethane	ND	11	ug/kg	1.2
1,1,2-Trichloroethane	ND	11	ug/kg	0.84
Trichloroethene	ND	11	ug/kg	0.91
Trichlorofluoromethane	ND	11	ug/kg	0.73
1,2,3-Trichloropropane	ND	11	ug/kg	1.9
1,2,3-Trimethylbenzene	ND	11	ug/kg	0.37
1,2,4-Trimethylbenzene	ND	11	ug/kg	1.4
Vinyl acetate	ND	22	ug/kg	0.54
Vinyl chloride	ND	11	ug/kg	0.84
m-Xylene & p-Xylene	ND	22	ug/kg	2.6
o-Xylene	ND	11	ug/kg	0.76

SURROGATE	PERCENT RECOVERY	RECOVERY LIMITS
Dibromofluoromethane	93	(59 - 138)
1,2-Dichloroethane-d4	90	(61 - 130)
Toluene-d8	93	(60 - 143)
4-Bromofluorobenzene	95	(47 - 158)

(Continued on next page)

Tetra Tech NUS, Inc

Client Sample ID: SD-08-SS

GC/MS Volatiles

Lot-Sample #...: C9J020291-003 Work Order #...: LLXLH1AA Matrix.....: SOLID

NOTE(S):

Results and reporting limits have been adjusted for dry weight.

J Estimated result. Result is less than RL.

Tetra Tech NUS, Inc

Client Sample ID: SD-09-01

GC/MS Volatiles

Lot-Sample #...: C9J020291-040	**Work Order #...:** LLXM91AA	**Matrix.....:** SOLID
Date Sampled...: 10/01/09	**Date Received..:** 10/02/09	**MS Run #.....:** 9286329
Prep Date.....: 10/13/09	**Analysis Date..:** 10/13/09	
Prep Batch #...: 9286531	**Analysis Time..:** 00:09	
Dilution Factor: 1	**Initial Wgt/Vol:** 5 g	**Final Wgt/Vol..:** 5 mL
% Moisture.....: 69	**Analyst ID.....:** 402279	**Instrument ID..:** UX8
	Method.....: SW846 8260B	

PARAMETER	RESULT	REPORTING LIMIT	UNITS	MDL
Bromobenzene	ND	16	ug/kg	2.3
Acetone	**280**	**64**	**ug/kg**	**20**
Benzene	ND	16	ug/kg	0.74
Bromochloromethane	ND	16	ug/kg	2.3
Bromodichloromethane	ND	16	ug/kg	0.90
Bromoform	ND	16	ug/kg	1.1
Bromomethane	ND	16	ug/kg	1.7
2-Butanone	**43 J**	**64**	**ug/kg**	**4.5**
tert-Butyl alcohol	ND	640	ug/kg	24
n-Butylbenzene	ND	16	ug/kg	0.74
sec-Butylbenzene	ND	16	ug/kg	0.58
tert-Butylbenzene	ND	16	ug/kg	0.93
Carbon disulfide	ND	16	ug/kg	1.4
Carbon tetrachloride	ND	16	ug/kg	1.2
Chlorobenzene	ND	16	ug/kg	1.1
Dibromochloromethane	ND	16	ug/kg	1.8
Chloroethane	ND	16	ug/kg	2.8
2-Chloroethyl vinyl ether	ND	160	ug/kg	4.5
Chloroform	ND	16	ug/kg	0.93
Chloromethane	ND	16	ug/kg	1.3
2-Chlorotoluene	ND	16	ug/kg	1.3
4-Chlorotoluene	ND	16	ug/kg	1.3
1,2-Dibromo-3-chloro-propane	ND	32	ug/kg	4.2
1,2-Dibromoethane	ND	16	ug/kg	1.6
Dibromomethane	ND	16	ug/kg	2.0
1,2-Dichlorobenzene	ND	16	ug/kg	1.2
1,3-Dichlorobenzene	ND	16	ug/kg	1.1
1,4-Dichlorobenzene	ND	16	ug/kg	2.1
Dichlorodifluoromethane	ND	16	ug/kg	1.6
1,1-Dichloroethane	ND	16	ug/kg	1.2
1,2-Dichloroethane	ND	16	ug/kg	1.1
cis-1,2-Dichloroethene	ND	16	ug/kg	1.2
trans-1,2-Dichloroethene	ND	16	ug/kg	1.3
1,1-Dichloroethene	ND	16	ug/kg	1.7
1,2-Dichloropropane	ND	16	ug/kg	2.2
1,3-Dichloropropane	ND	16	ug/kg	1.1

(Continued on next page)

Tetra Tech NUS, Inc

Client Sample ID: SD-09-01

GC/MS Volatiles

Lot-Sample #...: C9J020291-040 **Work Order #...:** LLXM91AA **Matrix.....:** SOLID

PARAMETER	RESULT	REPORTING LIMIT	UNITS	MDL
2,2-Dichloropropane	ND	16	ug/kg	3.0
cis-1,3-Dichloropropene	ND	16	ug/kg	1.1
trans-1,3-Dichloropropene	ND	16	ug/kg	1.7
1,1-Dichloropropene	ND	16	ug/kg	0.96
Tert-amyl methyl ether (TAME)	ND	16	ug/kg	1.2
Ethyl-t-Butyl Ether (ETBE)	ND	16	ug/kg	0.71
Ethylbenzene	ND	16	ug/kg	0.83
Freon 113	ND	16	ug/kg	4.2
Hexachlorobutadiene	ND	16	ug/kg	3.9
2-Hexanone	ND	64	ug/kg	2.0
Isopropylbenzene	ND	16	ug/kg	0.51
Diisopropyl Ether (DIPE)	ND	32	ug/kg	4.8
p-Isopropyltoluene	ND	16	ug/kg	0.67
Methylene chloride	**12 J**	**16**	**ug/kg**	**2.2**
4-Methyl-2-pentanone	ND	64	ug/kg	1.7
Methyl tert-butyl ether	ND	64	ug/kg	1.4
Naphthalene	ND	16	ug/kg	0.61
n-Propylbenzene	ND	16	ug/kg	1.3
Styrene	ND	16	ug/kg	0.48
1,1,1,2-Tetrachloroethane	ND	16	ug/kg	2.0
1,1,2,2-Tetrachloroethane	ND	16	ug/kg	1.1
Tetrachloroethene	ND	16	ug/kg	1.7
Toluene	ND	16	ug/kg	0.87
1,2,3-Trichlorobenzene	ND	16	ug/kg	1.2
1,2,4-Trichloro-benzene	ND	16	ug/kg	0.87
1,1,1-Trichloroethane	ND	16	ug/kg	1.8
1,1,2-Trichloroethane	ND	16	ug/kg	1.3
Trichloroethene	ND	16	ug/kg	1.3
Trichlorofluoromethane	ND	16	ug/kg	1.1
1,2,3-Trichloropropane	ND	16	ug/kg	2.9
1,2,3-Trimethylbenzene	ND	16	ug/kg	0.55
1,2,4-Trimethylbenzene	ND	16	ug/kg	2.1
Vinyl acetate	ND	32	ug/kg	0.80
Vinyl chloride	ND	16	ug/kg	1.3
m-Xylene & p-Xylene	ND	32	ug/kg	3.9
o-Xylene	ND	16	ug/kg	1.1

SURROGATE	PERCENT RECOVERY	RECOVERY LIMITS
Dibromofluoromethane	89	(59 - 138)
1,2-Dichloroethane-d4	79	(61 - 130)
Toluene-d8	89	(60 - 143)
4-Bromofluorobenzene	85	(47 - 158)

(Continued on next page)

Tetra Tech NUS, Inc

Client Sample ID: SD-09-01

GC/MS Volatiles

Lot-Sample #...: C9J020291-040 Work Order #...: LLXM91AA Matrix.....: SOLID

NOTE(S):

Results and reporting limits have been adjusted for dry weight.

J Estimated result. Result is less than RL.

Tetra Tech NUS, Inc

Client Sample ID: SD-09-02

GC/MS Volatiles

Lot-Sample #...: C9J020291-041	**Work Order #...:** LLXNA1AA	**Matrix.....:** SOLID
Date Sampled...: 10/01/09	**Date Received..:** 10/02/09	**MS Run #.....:** 9286329
Prep Date.....: 10/13/09	**Analysis Date..:** 10/13/09	
Prep Batch #...: 9286531	**Analysis Time..:** 00:31	
Dilution Factor: 1	**Initial Wgt/Vol:** 5 g	**Final Wgt/Vol..:** 5 mL
% Moisture.....: 65	**Analyst ID.....:** 402279	**Instrument ID..:** UX8
	Method.....: SW846 8260B	

PARAMETER	RESULT	REPORTING LIMIT	UNITS	MDL
Bromobenzene	ND	14	ug/kg	2.0
Acetone	**250**	**57**	**ug/kg**	**18**
Benzene	ND	14	ug/kg	0.66
Bromochloromethane	ND	14	ug/kg	2.0
Bromodichloromethane	ND	14	ug/kg	0.80
Bromoform	ND	14	ug/kg	0.94
Bromomethane	ND	14	ug/kg	1.5
2-Butanone	**38 J**	**57**	**ug/kg**	**4.0**
tert-Butyl alcohol	ND	570	ug/kg	22
n-Butylbenzene	ND	14	ug/kg	0.66
sec-Butylbenzene	ND	14	ug/kg	0.51
tert-Butylbenzene	ND	14	ug/kg	0.83
Carbon disulfide	ND	14	ug/kg	1.3
Carbon tetrachloride	ND	14	ug/kg	1.1
Chlorobenzene	ND	14	ug/kg	0.94
Dibromochloromethane	ND	14	ug/kg	1.6
Chloroethane	ND	14	ug/kg	2.5
2-Chloroethyl vinyl ether	ND	140	ug/kg	4.0
Chloroform	ND	14	ug/kg	0.83
Chloromethane	ND	14	ug/kg	1.2
2-Chlorotoluene	ND	14	ug/kg	1.1
4-Chlorotoluene	ND	14	ug/kg	1.2
1,2-Dibromo-3-chloro-propane	ND	29	ug/kg	3.7
1,2-Dibromoethane	ND	14	ug/kg	1.4
Dibromomethane	ND	14	ug/kg	1.8
1,2-Dichlorobenzene	ND	14	ug/kg	1.0
1,3-Dichlorobenzene	ND	14	ug/kg	1.0
1,4-Dichlorobenzene	ND	14	ug/kg	1.9
Dichlorodifluoromethane	ND	14	ug/kg	1.4
1,1-Dichloroethane	ND	14	ug/kg	1.0
1,2-Dichloroethane	ND	14	ug/kg	0.97
cis-1,2-Dichloroethene	ND	14	ug/kg	1.0
trans-1,2-Dichloroethene	ND	14	ug/kg	1.2
1,1-Dichloroethene	ND	14	ug/kg	1.5
1,2-Dichloropropane	ND	14	ug/kg	2.0
1,3-Dichloropropane	ND	14	ug/kg	0.97

(Continued on next page)

Tetra Tech NUS, Inc

Client Sample ID: SD-09-02

GC/MS Volatiles

Lot-Sample #...: C9J020291-041 **Work Order #...:** LLXNA1AA **Matrix.....:** SOLID

PARAMETER	RESULT	REPORTING LIMIT	UNITS	MDL
2,2-Dichloropropane	ND	14	ug/kg	2.7
cis-1,3-Dichloropropene	ND	14	ug/kg	0.97
trans-1,3-Dichloropropene	ND	14	ug/kg	1.5
1,1-Dichloropropene	ND	14	ug/kg	0.86
Tert-amyl methyl ether (TAME)	ND	14	ug/kg	1.1
Ethyl-t-Butyl Ether (ETBE)	ND	14	ug/kg	0.63
Ethylbenzene	ND	14	ug/kg	0.74
Freon 113	ND	14	ug/kg	3.7
Hexachlorobutadiene	ND	14	ug/kg	3.4
2-Hexanone	ND	57	ug/kg	1.8
Isopropylbenzene	ND	14	ug/kg	0.46
Diisopropyl Ether (DIPE)	ND	29	ug/kg	4.3
p-Isopropyltoluene	ND	14	ug/kg	0.60
Methylene chloride	**10 J**	**14**	**ug/kg**	**1.9**
4-Methyl-2-pentanone	ND	57	ug/kg	1.5
Methyl tert-butyl ether	ND	57	ug/kg	1.2
Naphthalene	ND	14	ug/kg	0.54
n-Propylbenzene	ND	14	ug/kg	1.1
Styrene	ND	14	ug/kg	0.43
1,1,1,2-Tetrachloroethane	ND	14	ug/kg	1.8
1,1,2,2-Tetrachloroethane	ND	14	ug/kg	0.97
Tetrachloroethene	ND	14	ug/kg	1.5
Toluene	ND	14	ug/kg	0.77
1,2,3-Trichlorobenzene	ND	14	ug/kg	1.1
1,2,4-Trichloro-benzene	ND	14	ug/kg	0.77
1,1,1-Trichloroethane	ND	14	ug/kg	1.6
1,1,2-Trichloroethane	ND	14	ug/kg	1.1
Trichloroethene	ND	14	ug/kg	1.2
Trichlorofluoromethane	ND	14	ug/kg	0.97
1,2,3-Trichloropropane	ND	14	ug/kg	2.6
1,2,3-Trimethylbenzene	ND	14	ug/kg	0.48
1,2,4-Trimethylbenzene	ND	14	ug/kg	1.9
Vinyl acetate	ND	29	ug/kg	0.71
Vinyl chloride	ND	14	ug/kg	1.1
m-Xylene & p-Xylene	ND	29	ug/kg	3.4
o-Xylene	ND	14	ug/kg	1.0

SURROGATE	PERCENT RECOVERY	RECOVERY LIMITS
Dibromofluoromethane	89	(59 - 138)
1,2-Dichloroethane-d4	80	(61 - 130)
Toluene-d8	90	(60 - 143)
4-Bromofluorobenzene	85	(47 - 158)

(Continued on next page)

Tetra Tech NUS, Inc

Client Sample ID: SD-09-02

GC/MS Volatiles

Lot-Sample #...: C9J020291-041 Work Order #...: LLXNA1AA Matrix.....: SOLID

NOTE(S):

Results and reporting limits have been adjusted for dry weight.

J Estimated result. Result is less than RL.

Tetra Tech NUS, Inc

Client Sample ID: SD-09-SS

GC/MS Volatiles

Lot-Sample #...: C9J020291-039	**Work Order #...:** LLXM81AA	**Matrix.....:** SOLID
Date Sampled...: 10/01/09	**Date Received..:** 10/02/09	**MS Run #.....:** 9286329
Prep Date.....: 10/12/09	**Analysis Date..:** 10/12/09	
Prep Batch #...: 9286531	**Analysis Time..:** 23:47	
Dilution Factor: 1	**Initial Wgt/Vol:** 5 g	**Final Wgt/Vol..:** 5 mL
% Moisture.....: 69	**Analyst ID.....:** 402279	**Instrument ID..:** UX8
	Method.....: SW846 8260B	

PARAMETER	RESULT	REPORTING LIMIT	UNITS	MDL
Bromobenzene	ND	16	ug/kg	2.3
Acetone	**190**	**64**	**ug/kg**	**20**
Benzene	ND	16	ug/kg	0.74
Bromochloromethane	ND	16	ug/kg	2.3
Bromodichloromethane	ND	16	ug/kg	0.90
Bromoform	ND	16	ug/kg	1.1
Bromomethane	ND	16	ug/kg	1.7
2-Butanone	**30 J**	**64**	**ug/kg**	**4.5**
tert-Butyl alcohol	ND	640	ug/kg	25
n-Butylbenzene	ND	16	ug/kg	0.74
sec-Butylbenzene	ND	16	ug/kg	0.58
tert-Butylbenzene	ND	16	ug/kg	0.94
Carbon disulfide	ND	16	ug/kg	1.4
Carbon tetrachloride	ND	16	ug/kg	1.2
Chlorobenzene	ND	16	ug/kg	1.1
Dibromochloromethane	ND	16	ug/kg	1.8
Chloroethane	ND	16	ug/kg	2.8
2-Chloroethyl vinyl ether	ND	160	ug/kg	4.5
Chloroform	ND	16	ug/kg	0.94
Chloromethane	ND	16	ug/kg	1.3
2-Chlorotoluene	ND	16	ug/kg	1.3
4-Chlorotoluene	ND	16	ug/kg	1.3
1,2-Dibromo-3-chloro-propane	ND	32	ug/kg	4.2
1,2-Dibromoethane	ND	16	ug/kg	1.6
Dibromomethane	ND	16	ug/kg	2.0
1,2-Dichlorobenzene	ND	16	ug/kg	1.2
1,3-Dichlorobenzene	ND	16	ug/kg	1.1
1,4-Dichlorobenzene	ND	16	ug/kg	2.1
Dichlorodifluoromethane	ND	16	ug/kg	1.6
1,1-Dichloroethane	ND	16	ug/kg	1.2
1,2-Dichloroethane	ND	16	ug/kg	1.1
cis-1,2-Dichloroethene	ND	16	ug/kg	1.2
trans-1,2-Dichloroethene	ND	16	ug/kg	1.3
1,1-Dichloroethene	ND	16	ug/kg	1.7
1,2-Dichloropropane	ND	16	ug/kg	2.2
1,3-Dichloropropane	ND	16	ug/kg	1.1

(Continued on next page)

Tetra Tech NUS, Inc

Client Sample ID: SD-09-SS

GC/MS Volatiles

Lot-Sample #...: C9J020291-039 **Work Order #...:** LLXM81AA **Matrix.....:** SOLID

PARAMETER	RESULT	REPORTING LIMIT	UNITS	MDL
2,2-Dichloropropane	ND	16	ug/kg	3.0
cis-1,3-Dichloropropene	ND	16	ug/kg	1.1
trans-1,3-Dichloropropene	ND	16	ug/kg	1.7
1,1-Dichloropropene	ND	16	ug/kg	0.97
Tert-amyl methyl ether (TAME)	ND	16	ug/kg	1.2
Ethyl-t-Butyl Ether (ETBE)	ND	16	ug/kg	0.71
Ethylbenzene	ND	16	ug/kg	0.84
Freon 113	ND	16	ug/kg	4.2
Hexachlorobutadiene	ND	16	ug/kg	3.9
2-Hexanone	ND	64	ug/kg	2.0
Isopropylbenzene	ND	16	ug/kg	0.52
Diisopropyl Ether (DIPE)	ND	32	ug/kg	4.8
p-Isopropyltoluene	ND	16	ug/kg	0.68
Methylene chloride	**16**	**16**	**ug/kg**	**2.2**
4-Methyl-2-pentanone	ND	64	ug/kg	1.7
Methyl tert-butyl ether	ND	64	ug/kg	1.4
Naphthalene	ND	16	ug/kg	0.61
n-Propylbenzene	ND	16	ug/kg	1.3
Styrene	ND	16	ug/kg	0.48
1,1,1,2-Tetrachloroethane	ND	16	ug/kg	2.0
1,1,2,2-Tetrachloroethane	ND	16	ug/kg	1.1
Tetrachloroethene	ND	16	ug/kg	1.7
Toluene	ND	16	ug/kg	0.87
1,2,3-Trichlorobenzene	ND	16	ug/kg	1.2
1,2,4-Trichloro-benzene	ND	16	ug/kg	0.87
1,1,1-Trichloroethane	ND	16	ug/kg	1.8
1,1,2-Trichloroethane	ND	16	ug/kg	1.3
Trichloroethene	ND	16	ug/kg	1.4
Trichlorofluoromethane	ND	16	ug/kg	1.1
1,2,3-Trichloropropane	ND	16	ug/kg	2.9
1,2,3-Trimethylbenzene	ND	16	ug/kg	0.55
1,2,4-Trimethylbenzene	ND	16	ug/kg	2.1
Vinyl acetate	ND	32	ug/kg	0.81
Vinyl chloride	ND	16	ug/kg	1.3
m-Xylene & p-Xylene	ND	32	ug/kg	3.9
o-Xylene	ND	16	ug/kg	1.1

SURROGATE	PERCENT RECOVERY	RECOVERY LIMITS
Dibromofluoromethane	86	(59 - 138)
1,2-Dichloroethane-d4	79	(61 - 130)
Toluene-d8	88	(60 - 143)
4-Bromofluorobenzene	84	(47 - 158)

(Continued on next page)

Tetra Tech NUS, Inc

Client Sample ID: SD-09-SS

GC/MS Volatiles

Lot-Sample #...: C9J020291-039 Work Order #...: LLXM81AA Matrix.....: SOLID

NOTE(S):

Results and reporting limits have been adjusted for dry weight.

J Estimated result. Result is less than RL.

Tetra Tech NUS, Inc

Client Sample ID: SD-09-SS

GC/MS Volatiles

Lot-Sample #...: C9J020291-042	**Work Order #...:** LLXNC1AA	**Matrix.....:** SOLID	
Date Sampled...: 10/01/09	**Date Received..:** 10/02/09	**MS Run #.....:** 9286329	
Prep Date.....: 10/13/09	**Analysis Date..:** 10/13/09		
Prep Batch #...: 9286531	**Analysis Time..:** 00:54		
Dilution Factor: 1	**Initial Wgt/Vol:** 5 g	**Final Wgt/Vol..:** 5 mL	
% Moisture.....: 69	**Analyst ID.....:** 402279	**Instrument ID..:** UX8	
	Method.....: SW846 8260B		

PARAMETER	RESULT	REPORTING LIMIT	UNITS	MDL
Bromobenzene	ND	16	ug/kg	2.3
Acetone	**110**	**64**	**ug/kg**	**20**
Benzene	ND	16	ug/kg	0.73
Bromochloromethane	ND	16	ug/kg	2.3
Bromodichloromethane	ND	16	ug/kg	0.89
Bromoform	ND	16	ug/kg	1.0
Bromomethane	ND	16	ug/kg	1.7
2-Butanone	**18 J**	**64**	**ug/kg**	**4.4**
tert-Butyl alcohol	ND	640	ug/kg	24
n-Butylbenzene	ND	16	ug/kg	0.73
sec-Butylbenzene	ND	16	ug/kg	0.57
tert-Butylbenzene	ND	16	ug/kg	0.92
Carbon disulfide	ND	16	ug/kg	1.4
Carbon tetrachloride	ND	16	ug/kg	1.2
Chlorobenzene	ND	16	ug/kg	1.0
Dibromochloromethane	ND	16	ug/kg	1.7
Chloroethane	ND	16	ug/kg	2.7
2-Chloroethyl vinyl ether	ND	160	ug/kg	4.4
Chloroform	ND	16	ug/kg	0.92
Chloromethane	ND	16	ug/kg	1.3
2-Chlorotoluene	ND	16	ug/kg	1.3
4-Chlorotoluene	ND	16	ug/kg	1.3
1,2-Dibromo-3-chloro-propane	ND	32	ug/kg	4.1
1,2-Dibromoethane	ND	16	ug/kg	1.6
Dibromomethane	ND	16	ug/kg	2.0
1,2-Dichlorobenzene	ND	16	ug/kg	1.1
1,3-Dichlorobenzene	ND	16	ug/kg	1.1
1,4-Dichlorobenzene	ND	16	ug/kg	2.1
Dichlorodifluoromethane	ND	16	ug/kg	1.6
1,1-Dichloroethane	ND	16	ug/kg	1.1
1,2-Dichloroethane	ND	16	ug/kg	1.1
cis-1,2-Dichloroethene	ND	16	ug/kg	1.1
trans-1,2-Dichloroethene	ND	16	ug/kg	1.3
1,1-Dichloroethene	ND	16	ug/kg	1.7
1,2-Dichloropropane	ND	16	ug/kg	2.2
1,3-Dichloropropane	ND	16	ug/kg	1.1

(Continued on next page)

Tetra Tech NUS, Inc

Client Sample ID: SD-09-SS

GC/MS Volatiles

Lot-Sample #...: C9J020291-042 Work Order #...: LLXNC1AA Matrix.....: SOLID

PARAMETER	RESULT	REPORTING LIMIT	UNITS	MDL
2,2-Dichloropropane	ND	16	ug/kg	3.0
cis-1,3-Dichloropropene	ND	16	ug/kg	1.1
trans-1,3-Dichloropropene	ND	16	ug/kg	1.7
1,1-Dichloropropene	ND	16	ug/kg	0.95
Tert-amyl methyl ether (TAME)	ND	16	ug/kg	1.2
Ethyl-t-Butyl Ether (ETBE)	ND	16	ug/kg	0.70
Ethylbenzene	ND	16	ug/kg	0.83
Freon 113	ND	16	ug/kg	4.1
Hexachlorobutadiene	ND	16	ug/kg	3.8
2-Hexanone	ND	64	ug/kg	2.0
Isopropylbenzene	ND	16	ug/kg	0.51
Diisopropyl Ether (DIPE)	ND	32	ug/kg	4.8
p-Isopropyltoluene	ND	16	ug/kg	0.67
Methylene chloride	**13 J**	**16**	**ug/kg**	**2.1**
4-Methyl-2-pentanone	ND	64	ug/kg	1.7
Methyl tert-butyl ether	ND	64	ug/kg	1.4
Naphthalene	ND	16	ug/kg	0.60
n-Propylbenzene	ND	16	ug/kg	1.3
Styrene	ND	16	ug/kg	0.48
1,1,1,2-Tetrachloroethane	ND	16	ug/kg	2.0
1,1,2,2-Tetrachloroethane	ND	16	ug/kg	1.1
Tetrachloroethene	ND	16	ug/kg	1.7
Toluene	ND	16	ug/kg	0.86
1,2,3-Trichlorobenzene	ND	16	ug/kg	1.2
1,2,4-Trichloro-benzene	ND	16	ug/kg	0.86
1,1,1-Trichloroethane	ND	16	ug/kg	1.8
1,1,2-Trichloroethane	ND	16	ug/kg	1.2
Trichloroethene	ND	16	ug/kg	1.3
Trichlorofluoromethane	ND	16	ug/kg	1.1
1,2,3-Trichloropropane	ND	16	ug/kg	2.9
1,2,3-Trimethylbenzene	ND	16	ug/kg	0.54
1,2,4-Trimethylbenzene	ND	16	ug/kg	2.1
Vinyl acetate	ND	32	ug/kg	0.79
Vinyl chloride	ND	16	ug/kg	1.2
m-Xylene & p-Xylene	ND	32	ug/kg	3.8
o-Xylene	ND	16	ug/kg	1.1

SURROGATE	PERCENT RECOVERY	RECOVERY LIMITS
Dibromofluoromethane	87	(59 - 138)
1,2-Dichloroethane-d4	79	(61 - 130)
Toluene-d8	89	(60 - 143)
4-Bromofluorobenzene	83	(47 - 158)

(Continued on next page)

Tetra Tech NUS, Inc

Client Sample ID: SD-09-SS

GC/MS Volatiles

Lot-Sample #...: C9J020291-042 Work Order #...: LLXNC1AA Matrix.....: SOLID

NOTE(S):

Results and reporting limits have been adjusted for dry weight.

J Estimated result. Result is less than RL.

Tetra Tech NUS, Inc

Client Sample ID: SD-10-01

GC/MS Volatiles

Lot-Sample #...: C9J020291-025	**Work Order #...:** LLXMH1AA	**Matrix.....:** SOLID
Date Sampled...: 09/30/09	**Date Received..:** 10/02/09	**MS Run #.....:** 9282285
Prep Date.....: 10/08/09	**Analysis Date..:** 10/08/09	
Prep Batch #...: 9282464	**Analysis Time..:** 23:41	
Dilution Factor: 1	**Initial Wgt/Vol:** 5 g	**Final Wgt/Vol..:** 5 mL
% Moisture.....: 52	**Analyst ID.....:** 402279	**Instrument ID..:** UX8
	Method.....: SW846 8260B	

PARAMETER	RESULT	REPORTING LIMIT	UNITS	MDL
Bromobenzene	ND	10	ug/kg	1.5
Acetone	**99**	**42**	**ug/kg**	**13**
Benzene	ND	10	ug/kg	0.48
Bromochloromethane	ND	10	ug/kg	1.5
Bromodichloromethane	ND	10	ug/kg	0.58
Bromoform	ND	10	ug/kg	0.69
Bromomethane	ND	10	ug/kg	1.1
2-Butanone	**5.7 J**	**42**	**ug/kg**	**2.9**
tert-Butyl alcohol	ND	420	ug/kg	16
n-Butylbenzene	ND	10	ug/kg	0.48
sec-Butylbenzene	ND	10	ug/kg	0.37
tert-Butylbenzene	ND	10	ug/kg	0.60
Carbon disulfide	**2.9 J**	**10**	**ug/kg**	**0.91**
Carbon tetrachloride	ND	10	ug/kg	0.77
Chlorobenzene	ND	10	ug/kg	0.69
Dibromochloromethane	ND	10	ug/kg	1.1
Chloroethane	ND	10	ug/kg	1.8
2-Chloroethyl vinyl ether	ND	100	ug/kg	2.9
Chloroform	ND	10	ug/kg	0.60
Chloromethane	ND	10	ug/kg	0.85
2-Chlorotoluene	ND	10	ug/kg	0.83
4-Chlorotoluene	ND	10	ug/kg	0.85
1,2-Dibromo-3-chloro-propane	ND	21	ug/kg	2.7
1,2-Dibromoethane	ND	10	ug/kg	1.0
Dibromomethane	ND	10	ug/kg	1.3
1,2-Dichlorobenzene	ND	10	ug/kg	0.75
1,3-Dichlorobenzene	ND	10	ug/kg	0.73
1,4-Dichlorobenzene	ND	10	ug/kg	1.4
Dichlorodifluoromethane	ND	10	ug/kg	1.0
1,1-Dichloroethane	ND	10	ug/kg	0.75
1,2-Dichloroethane	ND	10	ug/kg	0.71
cis-1,2-Dichloroethene	ND	10	ug/kg	0.75
trans-1,2-Dichloroethene	ND	10	ug/kg	0.85
1,1-Dichloroethene	ND	10	ug/kg	1.1
1,2-Dichloropropane	ND	10	ug/kg	1.4
1,3-Dichloropropane	ND	10	ug/kg	0.71

(Continued on next page)

Tetra Tech NUS, Inc

Client Sample ID: SD-10-01

GC/MS Volatiles

Lot-Sample #...: C9J020291-025 **Work Order #...:** LLXMH1AA **Matrix.....:** SOLID

PARAMETER	RESULT	REPORTING LIMIT	UNITS	MDL
2,2-Dichloropropane	ND	10	ug/kg	2.0
cis-1,3-Dichloropropene	ND	10	ug/kg	0.71
trans-1,3-Dichloropropene	ND	10	ug/kg	1.1
1,1-Dichloropropene	ND	10	ug/kg	0.62
Tert-amyl methyl ether (TAME)	ND	10	ug/kg	0.77
Ethyl-t-Butyl Ether (ETBE)	ND	10	ug/kg	0.46
Ethylbenzene	ND	10	ug/kg	0.54
Freon 113	ND	10	ug/kg	2.7
Hexachlorobutadiene	ND	10	ug/kg	2.5
2-Hexanone	ND	42	ug/kg	1.3
Isopropylbenzene	ND	10	ug/kg	0.33
Diisopropyl Ether (DIPE)	ND	21	ug/kg	3.1
p-Isopropyltoluene	ND	10	ug/kg	0.44
Methylene chloride	**5.2 J**	**10**	**ug/kg**	**1.4**
4-Methyl-2-pentanone	ND	42	ug/kg	1.1
Methyl tert-butyl ether	ND	42	ug/kg	0.89
Naphthalene	ND	10	ug/kg	0.39
n-Propylbenzene	ND	10	ug/kg	0.83
Styrene	ND	10	ug/kg	0.31
1,1,1,2-Tetrachloroethane	ND	10	ug/kg	1.3
1,1,2,2-Tetrachloroethane	ND	10	ug/kg	0.71
Tetrachloroethene	ND	10	ug/kg	1.1
Toluene	ND	10	ug/kg	0.56
1,2,3-Trichlorobenzene	ND	10	ug/kg	0.79
1,2,4-Trichloro-benzene	ND	10	ug/kg	0.56
1,1,1-Trichloroethane	ND	10	ug/kg	1.2
1,1,2-Trichloroethane	ND	10	ug/kg	0.81
Trichloroethene	ND	10	ug/kg	0.87
Trichlorofluoromethane	ND	10	ug/kg	0.71
1,2,3-Trichloropropane	ND	10	ug/kg	1.9
1,2,3-Trimethylbenzene	ND	10	ug/kg	0.35
1,2,4-Trimethylbenzene	ND	10	ug/kg	1.4
Vinyl acetate	ND	21	ug/kg	0.52
Vinyl chloride	ND	10	ug/kg	0.81
m-Xylene & p-Xylene	ND	21	ug/kg	2.5
o-Xylene	ND	10	ug/kg	0.73

SURROGATE	PERCENT RECOVERY	RECOVERY LIMITS
Dibromofluoromethane	94	(59 - 138)
1,2-Dichloroethane-d4	93	(61 - 130)
Toluene-d8	90	(60 - 143)
4-Bromofluorobenzene	91	(47 - 158)

(Continued on next page)

Tetra Tech NUS, Inc

Client Sample ID: SD-10-01

GC/MS Volatiles

Lot-Sample #...: C9J020291-025 Work Order #...: LLXMH1AA Matrix.....: SOLID

NOTE(S):

Results and reporting limits have been adjusted for dry weight.

J Estimated result. Result is less than RL.

Tetra Tech NUS, Inc

Client Sample ID: SD-10-02

GC/MS Volatiles

Lot-Sample #...: C9J020291-026	**Work Order #...:** LLXMJ1AA	**Matrix.....:** SOLID
Date Sampled...: 09/30/09	**Date Received..:** 10/02/09	**MS Run #.....:** 9282285
Prep Date.....: 10/09/09	**Analysis Date..:** 10/09/09	
Prep Batch #...: 9282464	**Analysis Time..:** 00:03	
Dilution Factor: 1	**Initial Wgt/Vol:** 5 g	**Final Wgt/Vol..:** 5 mL
% Moisture.....: 68	**Analyst ID.....:** 402279	**Instrument ID..:** UX8
	Method.....: SW846 8260B	

PARAMETER	RESULT	REPORTING LIMIT	UNITS	MDL
Bromobenzene	ND	16	ug/kg	2.2
Acetone	**110**	**63**	**ug/kg**	**20**
Benzene	ND	16	ug/kg	0.72
Bromochloromethane	ND	16	ug/kg	2.2
Bromodichloromethane	ND	16	ug/kg	0.88
Bromoform	ND	16	ug/kg	1.0
Bromomethane	ND	16	ug/kg	1.7
2-Butanone	**11 J**	**63**	**ug/kg**	**4.4**
tert-Butyl alcohol	ND	630	ug/kg	24
n-Butylbenzene	ND	16	ug/kg	0.72
sec-Butylbenzene	ND	16	ug/kg	0.56
tert-Butylbenzene	ND	16	ug/kg	0.91
Carbon disulfide	**10 J**	**16**	**ug/kg**	**1.4**
Carbon tetrachloride	ND	16	ug/kg	1.2
Chlorobenzene	ND	16	ug/kg	1.0
Dibromochloromethane	ND	16	ug/kg	1.7
Chloroethane	ND	16	ug/kg	2.7
2-Chloroethyl vinyl ether	ND	160	ug/kg	4.4
Chloroform	ND	16	ug/kg	0.91
Chloromethane	ND	16	ug/kg	1.3
2-Chlorotoluene	ND	16	ug/kg	1.3
4-Chlorotoluene	ND	16	ug/kg	1.3
1,2-Dibromo-3-chloro-propane	ND	31	ug/kg	4.1
1,2-Dibromoethane	ND	16	ug/kg	1.6
Dibromomethane	ND	16	ug/kg	2.0
1,2-Dichlorobenzene	ND	16	ug/kg	1.1
1,3-Dichlorobenzene	ND	16	ug/kg	1.1
1,4-Dichlorobenzene	ND	16	ug/kg	2.1
Dichlorodifluoromethane	ND	16	ug/kg	1.6
1,1-Dichloroethane	ND	16	ug/kg	1.1
1,2-Dichloroethane	ND	16	ug/kg	1.1
cis-1,2-Dichloroethene	ND	16	ug/kg	1.1
trans-1,2-Dichloroethene	ND	16	ug/kg	1.3
1,1-Dichloroethene	ND	16	ug/kg	1.6
1,2-Dichloropropane	ND	16	ug/kg	2.2
1,3-Dichloropropane	ND	16	ug/kg	1.1

(Continued on next page)

Tetra Tech NUS, Inc

Client Sample ID: SD-10-02

GC/MS Volatiles

Lot-Sample #...: C9J020291-026 **Work Order #...:** LLXMJ1AA **Matrix.....:** SOLID

PARAMETER	RESULT	REPORTING LIMIT	UNITS	MDL
2,2-Dichloropropane	ND	16	ug/kg	3.0
cis-1,3-Dichloropropene	ND	16	ug/kg	1.1
trans-1,3-Dichloropropene	ND	16	ug/kg	1.7
1,1-Dichloropropene	ND	16	ug/kg	0.94
Tert-amyl methyl ether (TAME)	ND	16	ug/kg	1.2
Ethyl-t-Butyl Ether (ETBE)	ND	16	ug/kg	0.69
Ethylbenzene	ND	16	ug/kg	0.82
Freon 113	ND	16	ug/kg	4.1
Hexachlorobutadiene	ND	16	ug/kg	3.8
2-Hexanone	ND	63	ug/kg	2.0
Isopropylbenzene	ND	16	ug/kg	0.50
Diisopropyl Ether (DIPE)	ND	31	ug/kg	4.7
p-Isopropyltoluene	ND	16	ug/kg	0.66
Methylene chloride	**7.7 J**	**16**	**ug/kg**	**2.1**
4-Methyl-2-pentanone	ND	63	ug/kg	1.7
Methyl tert-butyl ether	ND	63	ug/kg	1.3
Naphthalene	ND	16	ug/kg	0.60
n-Propylbenzene	ND	16	ug/kg	1.3
Styrene	ND	16	ug/kg	0.47
1,1,1,2-Tetrachloroethane	ND	16	ug/kg	1.9
1,1,2,2-Tetrachloroethane	ND	16	ug/kg	1.1
Tetrachloroethene	ND	16	ug/kg	1.6
Toluene	ND	16	ug/kg	0.85
1,2,3-Trichlorobenzene	ND	16	ug/kg	1.2
1,2,4-Trichloro-benzene	ND	16	ug/kg	0.85
1,1,1-Trichloroethane	ND	16	ug/kg	1.8
1,1,2-Trichloroethane	ND	16	ug/kg	1.2
Trichloroethene	ND	16	ug/kg	1.3
Trichlorofluoromethane	ND	16	ug/kg	1.1
1,2,3-Trichloropropane	ND	16	ug/kg	2.8
1,2,3-Trimethylbenzene	ND	16	ug/kg	0.53
1,2,4-Trimethylbenzene	ND	16	ug/kg	2.0
Vinyl acetate	ND	31	ug/kg	0.78
Vinyl chloride	ND	16	ug/kg	1.2
m-Xylene & p-Xylene	ND	31	ug/kg	3.8
o-Xylene	ND	16	ug/kg	1.1

SURROGATE	PERCENT RECOVERY	RECOVERY LIMITS
Dibromofluoromethane	102	(59 - 138)
1,2-Dichloroethane-d4	103	(61 - 130)
Toluene-d8	96	(60 - 143)
4-Bromofluorobenzene	95	(47 - 158)

(Continued on next page)

Tetra Tech NUS, Inc

Client Sample ID: SD-10-02

GC/MS Volatiles

Lot-Sample #...: C9J020291-026 Work Order #...: LLXMJ1AA Matrix.....: SOLID

NOTE(S):

Results and reporting limits have been adjusted for dry weight.

J Estimated result. Result is less than RL.

Tetra Tech NUS, Inc

Client Sample ID: SD-10-SS

GC/MS Volatiles

Lot-Sample #...: C9J020291-024	**Work Order #...:** LLXMG1AA	**Matrix.....:** SOLID
Date Sampled...: 09/30/09	**Date Received..:** 10/02/09	**MS Run #.....:** 9282285
Prep Date.....: 10/08/09	**Analysis Date..:** 10/08/09	
Prep Batch #...: 9282464	**Analysis Time..:** 23:19	
Dilution Factor: 1	**Initial Wgt/Vol:** 5 g	**Final Wgt/Vol..:** 5 mL
% Moisture.....: 63	**Analyst ID.....:** 402279	**Instrument ID..:** UX8
	Method.....: SW846 8260B	

PARAMETER	RESULT	REPORTING LIMIT	UNITS	MDL
Bromobenzene	ND	14	ug/kg	1.9
Acetone	ND	55	ug/kg	17
Benzene	ND	14	ug/kg	0.63
Bromochloromethane	ND	14	ug/kg	1.9
Bromodichloromethane	ND	14	ug/kg	0.77
Bromoform	ND	14	ug/kg	0.90
Bromomethane	ND	14	ug/kg	1.5
2-Butanone	**4.7 J**	**55**	**ug/kg**	**3.8**
tert-Butyl alcohol	ND	550	ug/kg	21
n-Butylbenzene	ND	14	ug/kg	0.63
sec-Butylbenzene	ND	14	ug/kg	0.49
tert-Butylbenzene	ND	14	ug/kg	0.79
Carbon disulfide	ND	14	ug/kg	1.2
Carbon tetrachloride	ND	14	ug/kg	1.0
Chlorobenzene	ND	14	ug/kg	0.90
Dibromochloromethane	ND	14	ug/kg	1.5
Chloroethane	ND	14	ug/kg	2.4
2-Chloroethyl vinyl ether	ND	140	ug/kg	3.8
Chloroform	ND	14	ug/kg	0.79
Chloromethane	ND	14	ug/kg	1.1
2-Chlorotoluene	ND	14	ug/kg	1.1
4-Chlorotoluene	ND	14	ug/kg	1.1
1,2-Dibromo-3-chloro-propane	ND	27	ug/kg	3.6
1,2-Dibromoethane	ND	14	ug/kg	1.4
Dibromomethane	ND	14	ug/kg	1.7
1,2-Dichlorobenzene	ND	14	ug/kg	0.99
1,3-Dichlorobenzene	ND	14	ug/kg	0.96
1,4-Dichlorobenzene	ND	14	ug/kg	1.8
Dichlorodifluoromethane	ND	14	ug/kg	1.4
1,1-Dichloroethane	ND	14	ug/kg	0.99
1,2-Dichloroethane	ND	14	ug/kg	0.93
cis-1,2-Dichloroethene	ND	14	ug/kg	0.99
trans-1,2-Dichloroethene	ND	14	ug/kg	1.1
1,1-Dichloroethene	ND	14	ug/kg	1.4
1,2-Dichloropropane	ND	14	ug/kg	1.9
1,3-Dichloropropane	ND	14	ug/kg	0.93

(Continued on next page)

Tetra Tech NUS, Inc

Client Sample ID: SD-10-SS

GC/MS Volatiles

Lot-Sample #...: C9J020291-024 **Work Order #...:** LLXMG1AA **Matrix.....:** SOLID

PARAMETER	RESULT	REPORTING LIMIT	UNITS	MDL
2,2-Dichloropropane	ND	14	ug/kg	2.6
cis-1,3-Dichloropropene	ND	14	ug/kg	0.93
trans-1,3-Dichloropropene	ND	14	ug/kg	1.5
1,1-Dichloropropene	ND	14	ug/kg	0.82
Tert-amyl methyl ether (TAME)	ND	14	ug/kg	1.0
Ethyl-t-Butyl Ether (ETBE)	ND	14	ug/kg	0.60
Ethylbenzene	ND	14	ug/kg	0.71
Freon 113	ND	14	ug/kg	3.6
Hexachlorobutadiene	ND	14	ug/kg	3.3
2-Hexanone	ND	55	ug/kg	1.7
Isopropylbenzene	ND	14	ug/kg	0.44
Diisopropyl Ether (DIPE)	ND	27	ug/kg	4.1
p-Isopropyltoluene	ND	14	ug/kg	0.57
Methylene chloride	ND	14	ug/kg	1.8
4-Methyl-2-pentanone	ND	55	ug/kg	1.5
Methyl tert-butyl ether	ND	55	ug/kg	1.2
Naphthalene	ND	14	ug/kg	0.52
n-Propylbenzene	ND	14	ug/kg	1.1
Styrene	ND	14	ug/kg	0.41
1,1,1,2-Tetrachloroethane	ND	14	ug/kg	1.7
1,1,2,2-Tetrachloroethane	ND	14	ug/kg	0.93
Tetrachloroethene	ND	14	ug/kg	1.4
Toluene	ND	14	ug/kg	0.74
1,2,3-Trichlorobenzene	ND	14	ug/kg	1.0
1,2,4-Trichloro-benzene	ND	14	ug/kg	0.74
1,1,1-Trichloroethane	ND	14	ug/kg	1.5
1,1,2-Trichloroethane	ND	14	ug/kg	1.1
Trichloroethene	ND	14	ug/kg	1.1
Trichlorofluoromethane	ND	14	ug/kg	0.93
1,2,3-Trichloropropane	ND	14	ug/kg	2.5
1,2,3-Trimethylbenzene	ND	14	ug/kg	0.47
1,2,4-Trimethylbenzene	ND	14	ug/kg	1.8
Vinyl acetate	ND	27	ug/kg	0.68
Vinyl chloride	ND	14	ug/kg	1.1
m-Xylene & p-Xylene	ND	27	ug/kg	3.3
o-Xylene	ND	14	ug/kg	0.96

SURROGATE	PERCENT RECOVERY	RECOVERY LIMITS
Dibromofluoromethane	92	(59 - 138)
1,2-Dichloroethane-d4	90	(61 - 130)
Toluene-d8	93	(60 - 143)
4-Bromofluorobenzene	92	(47 - 158)

(Continued on next page)

Tetra Tech NUS, Inc

Client Sample ID: SD-10-SS

GC/MS Volatiles

Lot-Sample #...: C9J020291-024 Work Order #...: LLXMG1AA Matrix.....: SOLID

NOTE(S):

Results and reporting limits have been adjusted for dry weight.

J Estimated result. Result is less than RL.

Tetra Tech NUS, Inc

Client Sample ID: SD-11-01

GC/MS Volatiles

Lot-Sample #...: C9J020291-034	**Work Order #...:** LLXM21AA	**Matrix.....:** SOLID
Date Sampled...: 10/01/09	**Date Received..:** 10/02/09	**MS Run #.....:** 9286329
Prep Date.....: 10/12/09	**Analysis Date..:** 10/12/09	
Prep Batch #...: 9286531	**Analysis Time..:** 23:02	
Dilution Factor: 1	**Initial Wgt/Vol:** 5 g	**Final Wgt/Vol..:** 5 mL
% Moisture.....: 66	**Analyst ID.....:** 402279	**Instrument ID..:** UX8
	Method.....: SW846 8260B	

PARAMETER	RESULT	REPORTING LIMIT	UNITS	MDL
Bromobenzene	ND	15	ug/kg	2.1
Acetone	**75**	**59**	**ug/kg**	**19**
Benzene	ND	15	ug/kg	0.68
Bromochloromethane	ND	15	ug/kg	2.1
Bromodichloromethane	ND	15	ug/kg	0.82
Bromoform	ND	15	ug/kg	0.97
Bromomethane	ND	15	ug/kg	1.6
2-Butanone	**15 J**	**59**	**ug/kg**	**4.1**
tert-Butyl alcohol	ND	590	ug/kg	22
n-Butylbenzene	ND	15	ug/kg	0.68
sec-Butylbenzene	ND	15	ug/kg	0.53
tert-Butylbenzene	ND	15	ug/kg	0.85
Carbon disulfide	ND	15	ug/kg	1.3
Carbon tetrachloride	ND	15	ug/kg	1.1
Chlorobenzene	ND	15	ug/kg	0.97
Dibromochloromethane	ND	15	ug/kg	1.6
Chloroethane	ND	15	ug/kg	2.5
2-Chloroethyl vinyl ether	ND	150	ug/kg	4.1
Chloroform	ND	15	ug/kg	0.85
Chloromethane	ND	15	ug/kg	1.2
2-Chlorotoluene	ND	15	ug/kg	1.2
4-Chlorotoluene	ND	15	ug/kg	1.2
1,2-Dibromo-3-chloro-propane	ND	29	ug/kg	3.8
1,2-Dibromoethane	ND	15	ug/kg	1.5
Dibromomethane	ND	15	ug/kg	1.9
1,2-Dichlorobenzene	ND	15	ug/kg	1.1
1,3-Dichlorobenzene	ND	15	ug/kg	1.0
1,4-Dichlorobenzene	ND	15	ug/kg	1.9
Dichlorodifluoromethane	ND	15	ug/kg	1.5
1,1-Dichloroethane	ND	15	ug/kg	1.1
1,2-Dichloroethane	ND	15	ug/kg	1.0
cis-1,2-Dichloroethene	ND	15	ug/kg	1.1
trans-1,2-Dichloroethene	ND	15	ug/kg	1.2
1,1-Dichloroethene	ND	15	ug/kg	1.5
1,2-Dichloropropane	ND	15	ug/kg	2.0
1,3-Dichloropropane	ND	15	ug/kg	1.0

(Continued on next page)

Tetra Tech NUS, Inc

Client Sample ID: SD-11-01

GC/MS Volatiles

Lot-Sample #...: C9J020291-034 Work Order #...: LLXM21AA Matrix.....: SOLID

PARAMETER	RESULT	REPORTING LIMIT	UNITS	MDL
2,2-Dichloropropane	ND	15	ug/kg	2.8
cis-1,3-Dichloropropene	ND	15	ug/kg	1.0
trans-1,3-Dichloropropene	ND	15	ug/kg	1.6
1,1-Dichloropropene	ND	15	ug/kg	0.88
Tert-amyl methyl ether (TAME)	ND	15	ug/kg	1.1
Ethyl-t-Butyl Ether (ETBE)	ND	15	ug/kg	0.65
Ethylbenzene	ND	15	ug/kg	0.76
Freon 113	ND	15	ug/kg	3.8
Hexachlorobutadiene	ND	15	ug/kg	3.5
2-Hexanone	ND	59	ug/kg	1.9
Isopropylbenzene	ND	15	ug/kg	0.47
Diisopropyl Ether (DIPE)	ND	29	ug/kg	4.4
p-Isopropyltoluene	ND	15	ug/kg	0.62
Methylene chloride	**5.9 J**	**15**	**ug/kg**	**2.0**
4-Methyl-2-pentanone	ND	59	ug/kg	1.6
Methyl tert-butyl ether	ND	59	ug/kg	1.3
Naphthalene	**0.99 J,B**	**15**	**ug/kg**	**0.56**
n-Propylbenzene	ND	15	ug/kg	1.2
Styrene	ND	15	ug/kg	0.44
1,1,1,2-Tetrachloroethane	ND	15	ug/kg	1.8
1,1,2,2-Tetrachloroethane	ND	15	ug/kg	1.0
Tetrachloroethene	ND	15	ug/kg	1.5
Toluene	ND	15	ug/kg	0.79
1,2,3-Trichlorobenzene	ND	15	ug/kg	1.1
1,2,4-Trichloro-benzene	ND	15	ug/kg	0.79
1,1,1-Trichloroethane	ND	15	ug/kg	1.6
1,1,2-Trichloroethane	ND	15	ug/kg	1.1
Trichloroethene	ND	15	ug/kg	1.2
Trichlorofluoromethane	ND	15	ug/kg	1.0
1,2,3-Trichloropropane	ND	15	ug/kg	2.6
1,2,3-Trimethylbenzene	ND	15	ug/kg	0.50
1,2,4-Trimethylbenzene	ND	15	ug/kg	1.9
Vinyl acetate	ND	29	ug/kg	0.73
Vinyl chloride	ND	15	ug/kg	1.1
m-Xylene & p-Xylene	ND	29	ug/kg	3.5
o-Xylene	ND	15	ug/kg	1.0

SURROGATE	PERCENT RECOVERY	RECOVERY LIMITS
Dibromofluoromethane	87	(59 - 138)
1,2-Dichloroethane-d4	75	(61 - 130)
Toluene-d8	87	(60 - 143)
4-Bromofluorobenzene	84	(47 - 158)

(Continued on next page)

Tetra Tech NUS, Inc

Client Sample ID: SD-11-01

GC/MS Volatiles

Lot-Sample #...: C9J020291-034 Work Order #...: LLXM21AA Matrix.....: SOLID

NOTE(S):

Results and reporting limits have been adjusted for dry weight.

J Estimated result. Result is less than RL.

B Method blank contamination. The associated method blank contains the target analyte at a reportable level.

Tetra Tech NUS, Inc

Client Sample ID: SD-11-02

GC/MS Volatiles

Lot-Sample #...: C9J020291-035	**Work Order #...:** LLXM31AA	**Matrix.....:** SOLID
Date Sampled...: 10/01/09	**Date Received..:** 10/02/09	**MS Run #.....:** 9286329
Prep Date.....: 10/12/09	**Analysis Date..:** 10/12/09	
Prep Batch #...: 9286531	**Analysis Time..:** 23:25	
Dilution Factor: 1	**Initial Wgt/Vol:** 5 g	**Final Wgt/Vol..:** 5 mL
% Moisture.....: 59	**Analyst ID.....:** 402279	**Instrument ID..:** UX8
	Method.....: SW846 8260B	

PARAMETER	RESULT	REPORTING LIMIT	UNITS	MDL
Bromobenzene	ND	12	ug/kg	1.7
Acetone	**27 J**	**49**	**ug/kg**	**15**
Benzene	ND	12	ug/kg	0.56
Bromochloromethane	ND	12	ug/kg	1.7
Bromodichloromethane	ND	12	ug/kg	0.68
Bromoform	ND	12	ug/kg	0.81
Bromomethane	ND	12	ug/kg	1.3
2-Butanone	**4.4 J**	**49**	**ug/kg**	**3.4**
tert-Butyl alcohol	ND	490	ug/kg	19
n-Butylbenzene	ND	12	ug/kg	0.56
sec-Butylbenzene	ND	12	ug/kg	0.44
tert-Butylbenzene	ND	12	ug/kg	0.71
Carbon disulfide	ND	12	ug/kg	1.1
Carbon tetrachloride	ND	12	ug/kg	0.90
Chlorobenzene	ND	12	ug/kg	0.81
Dibromochloromethane	ND	12	ug/kg	1.3
Chloroethane	ND	12	ug/kg	2.1
2-Chloroethyl vinyl ether	ND	120	ug/kg	3.4
Chloroform	ND	12	ug/kg	0.71
Chloromethane	ND	12	ug/kg	1.0
2-Chlorotoluene	ND	12	ug/kg	0.98
4-Chlorotoluene	ND	12	ug/kg	1.0
1,2-Dibromo-3-chloro-propane	ND	24	ug/kg	3.2
1,2-Dibromoethane	ND	12	ug/kg	1.2
Dibromomethane	ND	12	ug/kg	1.5
1,2-Dichlorobenzene	ND	12	ug/kg	0.88
1,3-Dichlorobenzene	ND	12	ug/kg	0.85
1,4-Dichlorobenzene	ND	12	ug/kg	1.6
Dichlorodifluoromethane	ND	12	ug/kg	1.2
1,1-Dichloroethane	ND	12	ug/kg	0.88
1,2-Dichloroethane	ND	12	ug/kg	0.83
cis-1,2-Dichloroethene	ND	12	ug/kg	0.88
trans-1,2-Dichloroethene	ND	12	ug/kg	1.0
1,1-Dichloroethene	ND	12	ug/kg	1.3
1,2-Dichloropropane	ND	12	ug/kg	1.7
1,3-Dichloropropane	ND	12	ug/kg	0.83

(Continued on next page)

Tetra Tech NUS, Inc

Client Sample ID: SD-11-02

GC/MS Volatiles

Lot-Sample #...: C9J020291-035 **Work Order #...:** LLXM31AA **Matrix.....:** SOLID

PARAMETER	RESULT	REPORTING LIMIT	UNITS	MDL
2,2-Dichloropropane	ND	12	ug/kg	2.3
cis-1,3-Dichloropropene	ND	12	ug/kg	0.83
trans-1,3-Dichloropropene	ND	12	ug/kg	1.3
1,1-Dichloropropene	ND	12	ug/kg	0.73
Tert-amyl methyl ether (TAME)	ND	12	ug/kg	0.90
Ethyl-t-Butyl Ether (ETBE)	ND	12	ug/kg	0.54
Ethylbenzene	ND	12	ug/kg	0.63
Freon 113	ND	12	ug/kg	3.2
Hexachlorobutadiene	ND	12	ug/kg	2.9
2-Hexanone	ND	49	ug/kg	1.5
Isopropylbenzene	ND	12	ug/kg	0.39
Diisopropyl Ether (DIPE)	ND	24	ug/kg	3.7
p-Isopropyltoluene	ND	12	ug/kg	0.51
Methylene chloride	**6.5 J**	**12**	**ug/kg**	**1.6**
4-Methyl-2-pentanone	ND	49	ug/kg	1.3
Methyl tert-butyl ether	ND	49	ug/kg	1.0
Naphthalene	ND	12	ug/kg	0.46
n-Propylbenzene	ND	12	ug/kg	0.98
Styrene	ND	12	ug/kg	0.37
1,1,1,2-Tetrachloroethane	ND	12	ug/kg	1.5
1,1,2,2-Tetrachloroethane	ND	12	ug/kg	0.83
Tetrachloroethene	ND	12	ug/kg	1.3
Toluene	ND	12	ug/kg	0.66
1,2,3-Trichlorobenzene	ND	12	ug/kg	0.93
1,2,4-Trichloro-benzene	ND	12	ug/kg	0.66
1,1,1-Trichloroethane	ND	12	ug/kg	1.4
1,1,2-Trichloroethane	ND	12	ug/kg	0.95
Trichloroethene	ND	12	ug/kg	1.0
Trichlorofluoromethane	ND	12	ug/kg	0.83
1,2,3-Trichloropropane	ND	12	ug/kg	2.2
1,2,3-Trimethylbenzene	ND	12	ug/kg	0.42
1,2,4-Trimethylbenzene	ND	12	ug/kg	1.6
Vinyl acetate	ND	24	ug/kg	0.61
Vinyl chloride	ND	12	ug/kg	0.95
m-Xylene & p-Xylene	ND	24	ug/kg	2.9
o-Xylene	ND	12	ug/kg	0.85

SURROGATE	PERCENT RECOVERY	RECOVERY LIMITS
Dibromofluoromethane	90	(59 - 138)
1,2-Dichloroethane-d4	88	(61 - 130)
Toluene-d8	90	(60 - 143)
4-Bromofluorobenzene	94	(47 - 158)

(Continued on next page)

Tetra Tech NUS, Inc

Client Sample ID: SD-11-02

GC/MS Volatiles

Lot-Sample #...: C9J020291-035 Work Order #...: LLXM31AA Matrix.....: SOLID

NOTE(S):

Results and reporting limits have been adjusted for dry weight.

J Estimated result. Result is less than RL.

Tetra Tech NUS, Inc

Client Sample ID: SD-11-SS

GC/MS Volatiles

Lot-Sample #...: C9J020291-033	**Work Order #...:** LLXM01AA	**Matrix.....:** SOLID	
Date Sampled...: 10/01/09	**Date Received..:** 10/02/09	**MS Run #.....:** 9286329	
Prep Date.....: 10/12/09	**Analysis Date..:** 10/12/09		
Prep Batch #...: 9286531	**Analysis Time..:** 22:40		
Dilution Factor: 1	**Initial Wgt/Vol:** 5 g	**Final Wgt/Vol..:** 5 mL	
% Moisture.....: 70	**Analyst ID.....:** 402279	**Instrument ID..:** UX8	
	Method.....: SW846 8260B		

PARAMETER	RESULT	REPORTING LIMIT	UNITS	MDL
Bromobenzene	ND	16	ug/kg	2.3
Acetone	**160**	**66**	**ug/kg**	**21**
Benzene	ND	16	ug/kg	0.76
Bromochloromethane	ND	16	ug/kg	2.3
Bromodichloromethane	ND	16	ug/kg	0.92
Bromoform	ND	16	ug/kg	1.1
Bromomethane	ND	16	ug/kg	1.8
2-Butanone	**25 J**	**66**	**ug/kg**	**4.6**
tert-Butyl alcohol	ND	660	ug/kg	25
n-Butylbenzene	ND	16	ug/kg	0.76
sec-Butylbenzene	ND	16	ug/kg	0.59
tert-Butylbenzene	ND	16	ug/kg	0.96
Carbon disulfide	ND	16	ug/kg	1.5
Carbon tetrachloride	ND	16	ug/kg	1.2
Chlorobenzene	ND	16	ug/kg	1.1
Dibromochloromethane	ND	16	ug/kg	1.8
Chloroethane	ND	16	ug/kg	2.8
2-Chloroethyl vinyl ether	ND	160	ug/kg	4.6
Chloroform	ND	16	ug/kg	0.96
Chloromethane	ND	16	ug/kg	1.4
2-Chlorotoluene	ND	16	ug/kg	1.3
4-Chlorotoluene	ND	16	ug/kg	1.4
1,2-Dibromo-3-chloro-propane	ND	33	ug/kg	4.3
1,2-Dibromoethane	ND	16	ug/kg	1.6
Dibromomethane	ND	16	ug/kg	2.1
1,2-Dichlorobenzene	ND	16	ug/kg	1.2
1,3-Dichlorobenzene	ND	16	ug/kg	1.2
1,4-Dichlorobenzene	ND	16	ug/kg	2.2
Dichlorodifluoromethane	ND	16	ug/kg	1.6
1,1-Dichloroethane	ND	16	ug/kg	1.2
1,2-Dichloroethane	ND	16	ug/kg	1.1
cis-1,2-Dichloroethene	ND	16	ug/kg	1.2
trans-1,2-Dichloroethene	ND	16	ug/kg	1.4
1,1-Dichloroethene	ND	16	ug/kg	1.7
1,2-Dichloropropane	ND	16	ug/kg	2.3
1,3-Dichloropropane	ND	16	ug/kg	1.1

(Continued on next page)

Tetra Tech NUS, Inc

Client Sample ID: SD-11-SS

GC/MS Volatiles

Lot-Sample #...: C9J020291-033 **Work Order #...:** LLXM01AA **Matrix.....:** SOLID

PARAMETER	RESULT	REPORTING LIMIT	UNITS	MDL
2,2-Dichloropropane	ND	16	ug/kg	3.1
cis-1,3-Dichloropropene	ND	16	ug/kg	1.1
trans-1,3-Dichloropropene	ND	16	ug/kg	1.8
1,1-Dichloropropene	ND	16	ug/kg	0.99
Tert-amyl methyl ether (TAME)	ND	16	ug/kg	1.2
Ethyl-t-Butyl Ether (ETBE)	ND	16	ug/kg	0.73
Ethylbenzene	ND	16	ug/kg	0.86
Freon 113	ND	16	ug/kg	4.3
Hexachlorobutadiene	ND	16	ug/kg	4.0
2-Hexanone	ND	66	ug/kg	2.1
Isopropylbenzene	ND	16	ug/kg	0.53
Diisopropyl Ether (DIPE)	ND	33	ug/kg	4.9
p-Isopropyltoluene	ND	16	ug/kg	0.69
Methylene chloride	**17**	**16**	**ug/kg**	**2.2**
4-Methyl-2-pentanone	ND	66	ug/kg	1.8
Methyl tert-butyl ether	ND	66	ug/kg	1.4
Naphthalene	**4.8 J,B**	**16**	**ug/kg**	**0.63**
n-Propylbenzene	ND	16	ug/kg	1.3
Styrene	ND	16	ug/kg	0.49
1,1,1,2-Tetrachloroethane	ND	16	ug/kg	2.0
1,1,2,2-Tetrachloroethane	ND	16	ug/kg	1.1
Tetrachloroethene	ND	16	ug/kg	1.7
Toluene	ND	16	ug/kg	0.89
1,2,3-Trichlorobenzene	ND	16	ug/kg	1.3
1,2,4-Trichloro-benzene	ND	16	ug/kg	0.89
1,1,1-Trichloroethane	ND	16	ug/kg	1.8
1,1,2-Trichloroethane	ND	16	ug/kg	1.3
Trichloroethene	ND	16	ug/kg	1.4
Trichlorofluoromethane	ND	16	ug/kg	1.1
1,2,3-Trichloropropane	ND	16	ug/kg	3.0
1,2,3-Trimethylbenzene	ND	16	ug/kg	0.56
1,2,4-Trimethylbenzene	ND	16	ug/kg	2.1
Vinyl acetate	ND	33	ug/kg	0.82
Vinyl chloride	ND	16	ug/kg	1.3
m-Xylene & p-Xylene	ND	33	ug/kg	4.0
o-Xylene	ND	16	ug/kg	1.2

SURROGATE	PERCENT RECOVERY	RECOVERY LIMITS
Dibromofluoromethane	88	(59 - 138)
1,2-Dichloroethane-d4	78	(61 - 130)
Toluene-d8	93	(60 - 143)
4-Bromofluorobenzene	88	(47 - 158)

(Continued on next page)

Tetra Tech NUS, Inc

Client Sample ID: SD-11-SS

GC/MS Volatiles

Lot-Sample #...: C9J020291-033 Work Order #...: LLXM01AA Matrix.....: SOLID

NOTE(S):

Results and reporting limits have been adjusted for dry weight.

J Estimated result. Result is less than RL.

B Method blank contamination. The associated method blank contains the target analyte at a reportable level.

Tetra Tech NUS, Inc

Client Sample ID: SD-12-01

GC/MS Volatiles

Lot-Sample #...:	C9J020291-031	**Work Order #...:**	LLXMV1AA	**Matrix.....:**	SOLID
Date Sampled...:	09/30/09	**Date Received..:**	10/02/09	**MS Run #.....:**	9282285
Prep Date.....:	10/09/09	**Analysis Date..:**	10/09/09		
Prep Batch #...:	9282464	**Analysis Time..:**	01:52		
Dilution Factor:	1	**Initial Wgt/Vol:**	5 g	**Final Wgt/Vol..:**	5 mL
% Moisture.....:	22	**Analyst ID.....:**	402279	**Instrument ID..:**	UX8
		Method.....:	SW846 8260B		

PARAMETER	RESULT	REPORTING LIMIT	UNITS	MDL
Bromobenzene	ND	6.4	ug/kg	0.91
Acetone	**22 J**	**26**	**ug/kg**	**8.1**
Benzene	ND	6.4	ug/kg	0.29
Bromochloromethane	ND	6.4	ug/kg	0.91
Bromodichloromethane	ND	6.4	ug/kg	0.36
Bromoform	ND	6.4	ug/kg	0.42
Bromomethane	ND	6.4	ug/kg	0.69
2-Butanone	ND	26	ug/kg	1.8
tert-Butyl alcohol	ND	260	ug/kg	9.7
n-Butylbenzene	ND	6.4	ug/kg	0.29
sec-Butylbenzene	ND	6.4	ug/kg	0.23
tert-Butylbenzene	ND	6.4	ug/kg	0.37
Carbon disulfide	ND	6.4	ug/kg	0.56
Carbon tetrachloride	ND	6.4	ug/kg	0.47
Chlorobenzene	ND	6.4	ug/kg	0.42
Dibromochloromethane	ND	6.4	ug/kg	0.70
Chloroethane	ND	6.4	ug/kg	1.1
2-Chloroethyl vinyl ether	ND	64	ug/kg	1.8
Chloroform	ND	6.4	ug/kg	0.37
Chloromethane	ND	6.4	ug/kg	0.53
2-Chlorotoluene	ND	6.4	ug/kg	0.51
4-Chlorotoluene	ND	6.4	ug/kg	0.53
1,2-Dibromo-3-chloro-propane	ND	13	ug/kg	1.7
1,2-Dibromoethane	ND	6.4	ug/kg	0.64
Dibromomethane	ND	6.4	ug/kg	0.81
1,2-Dichlorobenzene	ND	6.4	ug/kg	0.46
1,3-Dichlorobenzene	ND	6.4	ug/kg	0.45
1,4-Dichlorobenzene	ND	6.4	ug/kg	0.85
Dichlorodifluoromethane	ND	6.4	ug/kg	0.64
1,1-Dichloroethane	ND	6.4	ug/kg	0.46
1,2-Dichloroethane	ND	6.4	ug/kg	0.44
cis-1,2-Dichloroethene	ND	6.4	ug/kg	0.46
trans-1,2-Dichloroethene	ND	6.4	ug/kg	0.53
1,1-Dichloroethene	ND	6.4	ug/kg	0.67
1,2-Dichloropropane	ND	6.4	ug/kg	0.88
1,3-Dichloropropane	ND	6.4	ug/kg	0.44

(Continued on next page)

Tetra Tech NUS, Inc

Client Sample ID: SD-12-01

GC/MS Volatiles

Lot-Sample #...: C9J020291-031 Work Order #...: LLXMV1AA Matrix.....: SOLID

PARAMETER	RESULT	REPORTING LIMIT	UNITS	MDL
2,2-Dichloropropane	ND	6.4	ug/kg	1.2
cis-1,3-Dichloropropene	ND	6.4	ug/kg	0.44
trans-1,3-Dichloropropene	ND	6.4	ug/kg	0.69
1,1-Dichloropropene	ND	6.4	ug/kg	0.38
Tert-amyl methyl ether (TAME)	ND	6.4	ug/kg	0.47
Ethyl-t-Butyl Ether (ETBE)	ND	6.4	ug/kg	0.28
Ethylbenzene	ND	6.4	ug/kg	0.33
Freon 113	ND	6.4	ug/kg	1.7
Hexachlorobutadiene	ND	6.4	ug/kg	1.5
2-Hexanone	ND	26	ug/kg	0.81
Isopropylbenzene	ND	6.4	ug/kg	0.21
Diisopropyl Ether (DIPE)	ND	13	ug/kg	1.9
p-Isopropyltoluene	ND	6.4	ug/kg	0.27
Methylene chloride	**2.7 J**	**6.4**	**ug/kg**	**0.86**
4-Methyl-2-pentanone	ND	26	ug/kg	0.69
Methyl tert-butyl ether	ND	26	ug/kg	0.55
Naphthalene	ND	6.4	ug/kg	0.24
n-Propylbenzene	ND	6.4	ug/kg	0.51
Styrene	ND	6.4	ug/kg	0.19
1,1,1,2-Tetrachloroethane	ND	6.4	ug/kg	0.79
1,1,2,2-Tetrachloroethane	ND	6.4	ug/kg	0.44
Tetrachloroethene	ND	6.4	ug/kg	0.67
Toluene	ND	6.4	ug/kg	0.35
1,2,3-Trichlorobenzene	ND	6.4	ug/kg	0.49
1,2,4-Trichloro-benzene	ND	6.4	ug/kg	0.35
1,1,1-Trichloroethane	ND	6.4	ug/kg	0.72
1,1,2-Trichloroethane	ND	6.4	ug/kg	0.50
Trichloroethene	ND	6.4	ug/kg	0.54
Trichlorofluoromethane	ND	6.4	ug/kg	0.44
1,2,3-Trichloropropane	ND	6.4	ug/kg	1.2
1,2,3-Trimethylbenzene	ND	6.4	ug/kg	0.22
1,2,4-Trimethylbenzene	ND	6.4	ug/kg	0.83
Vinyl acetate	ND	13	ug/kg	0.32
Vinyl chloride	ND	6.4	ug/kg	0.50
m-Xylene & p-Xylene	ND	13	ug/kg	1.5
o-Xylene	ND	6.4	ug/kg	0.45

SURROGATE	PERCENT RECOVERY	RECOVERY LIMITS
Dibromofluoromethane	93	(59 - 138)
1,2-Dichloroethane-d4	85	(61 - 130)
Toluene-d8	92	(60 - 143)
4-Bromofluorobenzene	93	(47 - 158)

(Continued on next page)

Tetra Tech NUS, Inc

Client Sample ID: SD-12-01

GC/MS Volatiles

Lot-Sample #...: C9J020291-031 Work Order #...: LLXMV1AA Matrix.....: SOLID

NOTE(S):

Results and reporting limits have been adjusted for dry weight.

J Estimated result. Result is less than RL.

Tetra Tech NUS, Inc

Client Sample ID: SD-12-02

GC/MS Volatiles

Lot-Sample #...: C9J020291-032	**Work Order #...:** LLXMX1AA	**Matrix.....:** SOLID	
Date Sampled...: 09/30/09	**Date Received..:** 10/02/09	**MS Run #.....:** 9282285	
Prep Date.....: 10/09/09	**Analysis Date..:** 10/09/09		
Prep Batch #...: 9282464	**Analysis Time..:** 02:14		
Dilution Factor: 1	**Initial Wgt/Vol:** 5 g	**Final Wgt/Vol..:** 5 mL	
% Moisture.....: 18	**Analyst ID.....:** 402279	**Instrument ID..:** UX8	
	Method.....: SW846 8260B		

PARAMETER	RESULT	REPORTING LIMIT	UNITS	MDL
Bromobenzene	ND	6.1	ug/kg	0.87
Acetone	**13 J**	**25**	**ug/kg**	**7.7**
Benzene	ND	6.1	ug/kg	0.28
Bromochloromethane	ND	6.1	ug/kg	0.87
Bromodichloromethane	ND	6.1	ug/kg	0.34
Bromoform	ND	6.1	ug/kg	0.40
Bromomethane	ND	6.1	ug/kg	0.66
2-Butanone	ND	25	ug/kg	1.7
tert-Butyl alcohol	ND	250	ug/kg	9.3
n-Butylbenzene	ND	6.1	ug/kg	0.28
sec-Butylbenzene	ND	6.1	ug/kg	0.22
tert-Butylbenzene	ND	6.1	ug/kg	0.36
Carbon disulfide	ND	6.1	ug/kg	0.54
Carbon tetrachloride	ND	6.1	ug/kg	0.45
Chlorobenzene	ND	6.1	ug/kg	0.40
Dibromochloromethane	ND	6.1	ug/kg	0.67
Chloroethane	ND	6.1	ug/kg	1.1
2-Chloroethyl vinyl ether	ND	61	ug/kg	1.7
Chloroform	ND	6.1	ug/kg	0.36
Chloromethane	ND	6.1	ug/kg	0.50
2-Chlorotoluene	ND	6.1	ug/kg	0.49
4-Chlorotoluene	ND	6.1	ug/kg	0.50
1,2-Dibromo-3-chloro-propane	ND	12	ug/kg	1.6
1,2-Dibromoethane	ND	6.1	ug/kg	0.61
Dibromomethane	ND	6.1	ug/kg	0.77
1,2-Dichlorobenzene	ND	6.1	ug/kg	0.44
1,3-Dichlorobenzene	ND	6.1	ug/kg	0.43
1,4-Dichlorobenzene	ND	6.1	ug/kg	0.81
Dichlorodifluoromethane	ND	6.1	ug/kg	0.61
1,1-Dichloroethane	ND	6.1	ug/kg	0.44
1,2-Dichloroethane	ND	6.1	ug/kg	0.42
cis-1,2-Dichloroethene	ND	6.1	ug/kg	0.44
trans-1,2-Dichloroethene	ND	6.1	ug/kg	0.50
1,1-Dichloroethene	ND	6.1	ug/kg	0.64
1,2-Dichloropropane	ND	6.1	ug/kg	0.85
1,3-Dichloropropane	ND	6.1	ug/kg	0.42

(Continued on next page)

Tetra Tech NUS, Inc

Client Sample ID: SD-12-02

GC/MS Volatiles

Lot-Sample #...: C9J020291-032 **Work Order #...:** LLXMX1AA **Matrix.....:** SOLID

PARAMETER	RESULT	REPORTING LIMIT	UNITS	MDL
2,2-Dichloropropane	ND	6.1	ug/kg	1.2
cis-1,3-Dichloropropene	ND	6.1	ug/kg	0.42
trans-1,3-Dichloropropene	ND	6.1	ug/kg	0.66
1,1-Dichloropropene	ND	6.1	ug/kg	0.37
Tert-amyl methyl ether (TAME)	ND	6.1	ug/kg	0.45
Ethyl-t-Butyl Ether (ETBE)	ND	6.1	ug/kg	0.27
Ethylbenzene	ND	6.1	ug/kg	0.32
Freon 113	ND	6.1	ug/kg	1.6
Hexachlorobutadiene	ND	6.1	ug/kg	1.5
2-Hexanone	ND	25	ug/kg	0.77
Isopropylbenzene	ND	6.1	ug/kg	0.20
Diisopropyl Ether (DIPE)	ND	12	ug/kg	1.8
p-Isopropyltoluene	ND	6.1	ug/kg	0.26
Methylene chloride	**1.8 J**	**6.1**	**ug/kg**	**0.82**
4-Methyl-2-pentanone	ND	25	ug/kg	0.66
Methyl tert-butyl ether	ND	25	ug/kg	0.53
Naphthalene	ND	6.1	ug/kg	0.23
n-Propylbenzene	ND	6.1	ug/kg	0.49
Styrene	ND	6.1	ug/kg	0.18
1,1,1,2-Tetrachloroethane	ND	6.1	ug/kg	0.76
1,1,2,2-Tetrachloroethane	ND	6.1	ug/kg	0.42
Tetrachloroethene	ND	6.1	ug/kg	0.64
Toluene	ND	6.1	ug/kg	0.33
1,2,3-Trichlorobenzene	ND	6.1	ug/kg	0.47
1,2,4-Trichloro-benzene	ND	6.1	ug/kg	0.33
1,1,1-Trichloroethane	ND	6.1	ug/kg	0.69
1,1,2-Trichloroethane	ND	6.1	ug/kg	0.48
Trichloroethene	ND	6.1	ug/kg	0.51
Trichlorofluoromethane	ND	6.1	ug/kg	0.42
1,2,3-Trichloropropane	ND	6.1	ug/kg	1.1
1,2,3-Trimethylbenzene	ND	6.1	ug/kg	0.21
1,2,4-Trimethylbenzene	ND	6.1	ug/kg	0.80
Vinyl acetate	ND	12	ug/kg	0.31
Vinyl chloride	ND	6.1	ug/kg	0.48
m-Xylene & p-Xylene	ND	12	ug/kg	1.5
o-Xylene	ND	6.1	ug/kg	0.43

SURROGATE	PERCENT RECOVERY	RECOVERY LIMITS
Dibromofluoromethane	91	(59 - 138)
1,2-Dichloroethane-d4	85	(61 - 130)
Toluene-d8	90	(60 - 143)
4-Bromofluorobenzene	91	(47 - 158)

(Continued on next page)

Tetra Tech NUS, Inc

Client Sample ID: SD-12-02

GC/MS Volatiles

Lot-Sample #...: C9J020291-032 Work Order #...: LLXMX1AA Matrix.....: SOLID

NOTE(S):

Results and reporting limits have been adjusted for dry weight.

J Estimated result. Result is less than RL.

Tetra Tech NUS, Inc

Client Sample ID: SD-12-SS

GC/MS Volatiles

Lot-Sample #...: C9J020291-030	**Work Order #...:** LLXMP1AA	**Matrix.....:** SOLID
Date Sampled...: 09/30/09	**Date Received..:** 10/02/09	**MS Run #.....:** 9282285
Prep Date.....: 10/09/09	**Analysis Date..:** 10/09/09	
Prep Batch #...: 9282464	**Analysis Time..:** 01:30	
Dilution Factor: 1	**Initial Wgt/Vol:** 5 g	**Final Wgt/Vol..:** 5 mL
% Moisture.....: 17	**Analyst ID.....:** 402279	**Instrument ID..:** UX8
	Method.....: SW846 8260B	

PARAMETER	RESULT	REPORTING LIMIT	UNITS	MDL
Bromobenzene	ND	6.0	ug/kg	0.85
Acetone	ND	24	ug/kg	7.6
Benzene	ND	6.0	ug/kg	0.28
Bromochloromethane	ND	6.0	ug/kg	0.85
Bromodichloromethane	ND	6.0	ug/kg	0.34
Bromoform	ND	6.0	ug/kg	0.40
Bromomethane	ND	6.0	ug/kg	0.65
2-Butanone	ND	24	ug/kg	1.7
tert-Butyl alcohol	ND	240	ug/kg	9.1
n-Butylbenzene	ND	6.0	ug/kg	0.28
sec-Butylbenzene	ND	6.0	ug/kg	0.22
tert-Butylbenzene	ND	6.0	ug/kg	0.35
Carbon disulfide	ND	6.0	ug/kg	0.53
Carbon tetrachloride	ND	6.0	ug/kg	0.44
Chlorobenzene	ND	6.0	ug/kg	0.40
Dibromochloromethane	ND	6.0	ug/kg	0.66
Chloroethane	ND	6.0	ug/kg	1.0
2-Chloroethyl vinyl ether	ND	60	ug/kg	1.7
Chloroform	ND	6.0	ug/kg	0.35
Chloromethane	ND	6.0	ug/kg	0.49
2-Chlorotoluene	ND	6.0	ug/kg	0.48
4-Chlorotoluene	ND	6.0	ug/kg	0.49
1,2-Dibromo-3-chloro-propane	ND	12	ug/kg	1.6
1,2-Dibromoethane	ND	6.0	ug/kg	0.60
Dibromomethane	ND	6.0	ug/kg	0.76
1,2-Dichlorobenzene	ND	6.0	ug/kg	0.43
1,3-Dichlorobenzene	ND	6.0	ug/kg	0.42
1,4-Dichlorobenzene	ND	6.0	ug/kg	0.79
Dichlorodifluoromethane	ND	6.0	ug/kg	0.60
1,1-Dichloroethane	ND	6.0	ug/kg	0.43
1,2-Dichloroethane	ND	6.0	ug/kg	0.41
cis-1,2-Dichloroethene	ND	6.0	ug/kg	0.43
trans-1,2-Dichloroethene	ND	6.0	ug/kg	0.49
1,1-Dichloroethene	ND	6.0	ug/kg	0.62
1,2-Dichloropropane	ND	6.0	ug/kg	0.83
1,3-Dichloropropane	ND	6.0	ug/kg	0.41

(Continued on next page)

Tetra Tech NUS, Inc

Client Sample ID: SD-12-SS

GC/MS Volatiles

Lot-Sample #...: C9J020291-030 Work Order #...: LLXMP1AA Matrix.....: SOLID

PARAMETER	RESULT	REPORTING LIMIT	UNITS	MDL
2,2-Dichloropropane	ND	6.0	ug/kg	1.1
cis-1,3-Dichloropropene	ND	6.0	ug/kg	0.41
trans-1,3-Dichloropropene	ND	6.0	ug/kg	0.65
1,1-Dichloropropene	ND	6.0	ug/kg	0.36
Tert-amyl methyl ether (TAME)	ND	6.0	ug/kg	0.44
Ethyl-t-Butyl Ether (ETBE)	ND	6.0	ug/kg	0.26
Ethylbenzene	ND	6.0	ug/kg	0.31
Freon 113	ND	6.0	ug/kg	1.6
Hexachlorobutadiene	ND	6.0	ug/kg	1.4
2-Hexanone	ND	24	ug/kg	0.76
Isopropylbenzene	ND	6.0	ug/kg	0.19
Diisopropyl Ether (DIPE)	ND	12	ug/kg	1.8
p-Isopropyltoluene	ND	6.0	ug/kg	0.25
Methylene chloride	**1.1 J**	**6.0**	**ug/kg**	**0.80**
4-Methyl-2-pentanone	ND	24	ug/kg	0.65
Methyl tert-butyl ether	ND	24	ug/kg	0.52
Naphthalene	ND	6.0	ug/kg	0.23
n-Propylbenzene	ND	6.0	ug/kg	0.48
Styrene	ND	6.0	ug/kg	0.18
1,1,1,2-Tetrachloroethane	ND	6.0	ug/kg	0.74
1,1,2,2-Tetrachloroethane	ND	6.0	ug/kg	0.41
Tetrachloroethene	ND	6.0	ug/kg	0.62
Toluene	ND	6.0	ug/kg	0.32
1,2,3-Trichlorobenzene	ND	6.0	ug/kg	0.46
1,2,4-Trichloro-benzene	ND	6.0	ug/kg	0.32
1,1,1-Trichloroethane	ND	6.0	ug/kg	0.67
1,1,2-Trichloroethane	ND	6.0	ug/kg	0.47
Trichloroethene	ND	6.0	ug/kg	0.50
Trichlorofluoromethane	ND	6.0	ug/kg	0.41
1,2,3-Trichloropropane	ND	6.0	ug/kg	1.1
1,2,3-Trimethylbenzene	ND	6.0	ug/kg	0.20
1,2,4-Trimethylbenzene	ND	6.0	ug/kg	0.78
Vinyl acetate	ND	12	ug/kg	0.30
Vinyl chloride	ND	6.0	ug/kg	0.47
m-Xylene & p-Xylene	ND	12	ug/kg	1.4
o-Xylene	ND	6.0	ug/kg	0.42

SURROGATE	PERCENT RECOVERY	RECOVERY LIMITS
Dibromofluoromethane	92	(59 - 138)
1,2-Dichloroethane-d4	85	(61 - 130)
Toluene-d8	92	(60 - 143)
4-Bromofluorobenzene	91	(47 - 158)

(Continued on next page)

Tetra Tech NUS, Inc

Client Sample ID: SD-12-SS

GC/MS Volatiles

Lot-Sample #...: C9J020291-030 Work Order #...: LLXMP1AA Matrix.....: SOLID

NOTE(S):

Results and reporting limits have been adjusted for dry weight.

J Estimated result. Result is less than RL.

Tetra Tech NUS, Inc

Client Sample ID: SD-13-01

GC/MS Volatiles

Lot-Sample #...: C9J020291-028	**Work Order #...:** LLXML1AA	**Matrix.....:** SOLID
Date Sampled...: 09/30/09	**Date Received..:** 10/02/09	**MS Run #.....:** 9282285
Prep Date.....: 10/09/09	**Analysis Date..:** 10/09/09	
Prep Batch #...: 9282464	**Analysis Time..:** 00:46	
Dilution Factor: 1	**Initial Wgt/Vol:** 5 g	**Final Wgt/Vol..:** 5 mL
% Moisture.....: 65	**Analyst ID.....:** 402279	**Instrument ID..:** UX8
	Method.....: SW846 8260B	

PARAMETER	RESULT	REPORTING LIMIT	UNITS	MDL
Bromobenzene	ND	14	ug/kg	2.1
Acetone	**36 J**	**58**	**ug/kg**	**18**
Benzene	ND	14	ug/kg	0.67
Bromochloromethane	ND	14	ug/kg	2.1
Bromodichloromethane	ND	14	ug/kg	0.81
Bromoform	ND	14	ug/kg	0.96
Bromomethane	ND	14	ug/kg	1.6
2-Butanone	**5.3 J**	**58**	**ug/kg**	**4.1**
tert-Butyl alcohol	ND	580	ug/kg	22
n-Butylbenzene	ND	14	ug/kg	0.67
sec-Butylbenzene	ND	14	ug/kg	0.52
tert-Butylbenzene	ND	14	ug/kg	0.84
Carbon disulfide	**6.4 J**	**14**	**ug/kg**	**1.3**
Carbon tetrachloride	ND	14	ug/kg	1.1
Chlorobenzene	ND	14	ug/kg	0.96
Dibromochloromethane	ND	14	ug/kg	1.6
Chloroethane	ND	14	ug/kg	2.5
2-Chloroethyl vinyl ether	ND	140	ug/kg	4.1
Chloroform	ND	14	ug/kg	0.84
Chloromethane	ND	14	ug/kg	1.2
2-Chlorotoluene	ND	14	ug/kg	1.2
4-Chlorotoluene	ND	14	ug/kg	1.2
1,2-Dibromo-3-chloro-propane	ND	29	ug/kg	3.8
1,2-Dibromoethane	ND	14	ug/kg	1.4
Dibromomethane	ND	14	ug/kg	1.8
1,2-Dichlorobenzene	ND	14	ug/kg	1.0
1,3-Dichlorobenzene	ND	14	ug/kg	1.0
1,4-Dichlorobenzene	ND	14	ug/kg	1.9
Dichlorodifluoromethane	ND	14	ug/kg	1.4
1,1-Dichloroethane	ND	14	ug/kg	1.0
1,2-Dichloroethane	ND	14	ug/kg	0.98
cis-1,2-Dichloroethene	ND	14	ug/kg	1.0
trans-1,2-Dichloroethene	ND	14	ug/kg	1.2
1,1-Dichloroethene	ND	14	ug/kg	1.5
1,2-Dichloropropane	ND	14	ug/kg	2.0
1,3-Dichloropropane	ND	14	ug/kg	0.98

(Continued on next page)

Tetra Tech NUS, Inc

Client Sample ID: SD-13-01

GC/MS Volatiles

Lot-Sample #...: C9J020291-028 **Work Order #...:** LLXML1AA **Matrix.....:** SOLID

PARAMETER	RESULT	REPORTING LIMIT	UNITS	MDL
2,2-Dichloropropane	ND	14	ug/kg	2.7
cis-1,3-Dichloropropene	ND	14	ug/kg	0.98
trans-1,3-Dichloropropene	ND	14	ug/kg	1.6
1,1-Dichloropropene	ND	14	ug/kg	0.87
Tert-amyl methyl ether (TAME)	ND	14	ug/kg	1.1
Ethyl-t-Butyl Ether (ETBE)	ND	14	ug/kg	0.64
Ethylbenzene	ND	14	ug/kg	0.75
Freon 113	ND	14	ug/kg	3.8
Hexachlorobutadiene	ND	14	ug/kg	3.5
2-Hexanone	ND	58	ug/kg	1.8
Isopropylbenzene	ND	14	ug/kg	0.46
Diisopropyl Ether (DIPE)	ND	29	ug/kg	4.3
p-Isopropyltoluene	ND	14	ug/kg	0.61
Methylene chloride	**2.1 J**	**14**	**ug/kg**	**1.9**
4-Methyl-2-pentanone	ND	58	ug/kg	1.6
Methyl tert-butyl ether	**1.4 J**	**58**	**ug/kg**	**1.2**
Naphthalene	ND	14	ug/kg	0.55
n-Propylbenzene	ND	14	ug/kg	1.2
Styrene	ND	14	ug/kg	0.43
1,1,1,2-Tetrachloroethane	ND	14	ug/kg	1.8
1,1,2,2-Tetrachloroethane	ND	14	ug/kg	0.98
Tetrachloroethene	ND	14	ug/kg	1.5
Toluene	ND	14	ug/kg	0.78
1,2,3-Trichlorobenzene	ND	14	ug/kg	1.1
1,2,4-Trichloro-benzene	ND	14	ug/kg	0.78
1,1,1-Trichloroethane	ND	14	ug/kg	1.6
1,1,2-Trichloroethane	ND	14	ug/kg	1.1
Trichloroethene	ND	14	ug/kg	1.2
Trichlorofluoromethane	ND	14	ug/kg	0.98
1,2,3-Trichloropropane	ND	14	ug/kg	2.6
1,2,3-Trimethylbenzene	ND	14	ug/kg	0.49
1,2,4-Trimethylbenzene	ND	14	ug/kg	1.9
Vinyl acetate	ND	29	ug/kg	0.72
Vinyl chloride	ND	14	ug/kg	1.1
m-Xylene & p-Xylene	ND	29	ug/kg	3.5
o-Xylene	ND	14	ug/kg	1.0

SURROGATE	PERCENT RECOVERY	RECOVERY LIMITS
Dibromofluoromethane	92	(59 - 138)
1,2-Dichloroethane-d4	86	(61 - 130)
Toluene-d8	91	(60 - 143)
4-Bromofluorobenzene	86	(47 - 158)

(Continued on next page)

Tetra Tech NUS, Inc

Client Sample ID: SD-13-01

GC/MS Volatiles

Lot-Sample #...: C9J020291-028 Work Order #...: LLXML1AA Matrix.....: SOLID

NOTE(S):

Results and reporting limits have been adjusted for dry weight.

J Estimated result. Result is less than RL.

Tetra Tech NUS, Inc

Client Sample ID: SD-13-02

GC/MS Volatiles

Lot-Sample #...: C9J020291-029	**Work Order #...:** LLXMN1AA	**Matrix.....:** SOLID
Date Sampled...: 09/30/09	**Date Received..:** 10/02/09	**MS Run #.....:** 9282285
Prep Date.....: 10/09/09	**Analysis Date..:** 10/09/09	
Prep Batch #...: 9282464	**Analysis Time..:** 01:09	
Dilution Factor: 1	**Initial Wgt/Vol:** 5 g	**Final Wgt/Vol..:** 5 mL
% Moisture.....: 66	**Analyst ID.....:** 402279	**Instrument ID..:** UX8
	Method.....: SW846 8260B	

PARAMETER	RESULT	REPORTING LIMIT	UNITS	MDL
Bromobenzene	ND	15	ug/kg	2.1
Acetone	**23 J**	**60**	**ug/kg**	**19**
Benzene	ND	15	ug/kg	0.69
Bromochloromethane	ND	15	ug/kg	2.1
Bromodichloromethane	ND	15	ug/kg	0.83
Bromoform	ND	15	ug/kg	0.98
Bromomethane	ND	15	ug/kg	1.6
2-Butanone	ND	60	ug/kg	4.2
tert-Butyl alcohol	ND	600	ug/kg	23
n-Butylbenzene	ND	15	ug/kg	0.69
sec-Butylbenzene	ND	15	ug/kg	0.54
tert-Butylbenzene	ND	15	ug/kg	0.86
Carbon disulfide	**5.1 J**	**15**	**ug/kg**	**1.3**
Carbon tetrachloride	ND	15	ug/kg	1.1
Chlorobenzene	ND	15	ug/kg	0.98
Dibromochloromethane	ND	15	ug/kg	1.6
Chloroethane	ND	15	ug/kg	2.6
2-Chloroethyl vinyl ether	ND	150	ug/kg	4.2
Chloroform	ND	15	ug/kg	0.86
Chloromethane	ND	15	ug/kg	1.2
2-Chlorotoluene	ND	15	ug/kg	1.2
4-Chlorotoluene	ND	15	ug/kg	1.2
1,2-Dibromo-3-chloro-propane	ND	30	ug/kg	3.9
1,2-Dibromoethane	ND	15	ug/kg	1.5
Dibromomethane	ND	15	ug/kg	1.9
1,2-Dichlorobenzene	ND	15	ug/kg	1.1
1,3-Dichlorobenzene	ND	15	ug/kg	1.0
1,4-Dichlorobenzene	ND	15	ug/kg	2.0
Dichlorodifluoromethane	ND	15	ug/kg	1.5
1,1-Dichloroethane	ND	15	ug/kg	1.1
1,2-Dichloroethane	ND	15	ug/kg	1.0
cis-1,2-Dichloroethene	ND	15	ug/kg	1.1
trans-1,2-Dichloroethene	ND	15	ug/kg	1.2
1,1-Dichloroethene	ND	15	ug/kg	1.5
1,2-Dichloropropane	ND	15	ug/kg	2.1
1,3-Dichloropropane	ND	15	ug/kg	1.0

(Continued on next page)

Tetra Tech NUS, Inc

Client Sample ID: SD-13-02

GC/MS Volatiles

Lot-Sample #...: C9J020291-029 **Work Order #...:** LLXMN1AA **Matrix.....:** SOLID

PARAMETER	RESULT	REPORTING LIMIT	UNITS	MDL
2,2-Dichloropropane	ND	15	ug/kg	2.8
cis-1,3-Dichloropropene	ND	15	ug/kg	1.0
trans-1,3-Dichloropropene	ND	15	ug/kg	1.6
1,1-Dichloropropene	ND	15	ug/kg	0.89
Tert-amyl methyl ether (TAME)	ND	15	ug/kg	1.1
Ethyl-t-Butyl Ether (ETBE)	ND	15	ug/kg	0.66
Ethylbenzene	ND	15	ug/kg	0.77
Freon 113	ND	15	ug/kg	3.9
Hexachlorobutadiene	ND	15	ug/kg	3.6
2-Hexanone	ND	60	ug/kg	1.9
Isopropylbenzene	ND	15	ug/kg	0.48
Diisopropyl Ether (DIPE)	ND	30	ug/kg	4.5
p-Isopropyltoluene	ND	15	ug/kg	0.63
Methylene chloride	ND	15	ug/kg	2.0
4-Methyl-2-pentanone	ND	60	ug/kg	1.6
Methyl tert-butyl ether	ND	60	ug/kg	1.3
Naphthalene	ND	15	ug/kg	0.57
n-Propylbenzene	ND	15	ug/kg	1.2
Styrene	ND	15	ug/kg	0.45
1,1,1,2-Tetrachloroethane	ND	15	ug/kg	1.8
1,1,2,2-Tetrachloroethane	ND	15	ug/kg	1.0
Tetrachloroethene	ND	15	ug/kg	1.5
Toluene	ND	15	ug/kg	0.80
1,2,3-Trichlorobenzene	ND	15	ug/kg	1.1
1,2,4-Trichloro-benzene	ND	15	ug/kg	0.80
1,1,1-Trichloroethane	ND	15	ug/kg	1.7
1,1,2-Trichloroethane	ND	15	ug/kg	1.2
Trichloroethene	ND	15	ug/kg	1.3
Trichlorofluoromethane	ND	15	ug/kg	1.0
1,2,3-Trichloropropane	ND	15	ug/kg	2.7
1,2,3-Trimethylbenzene	ND	15	ug/kg	0.51
1,2,4-Trimethylbenzene	ND	15	ug/kg	1.9
Vinyl acetate	ND	30	ug/kg	0.74
Vinyl chloride	ND	15	ug/kg	1.2
m-Xylene & p-Xylene	ND	30	ug/kg	3.6
o-Xylene	ND	15	ug/kg	1.0

SURROGATE	PERCENT RECOVERY	RECOVERY LIMITS
Dibromofluoromethane	95	(59 - 138)
1,2-Dichloroethane-d4	94	(61 - 130)
Toluene-d8	92	(60 - 143)
4-Bromofluorobenzene	94	(47 - 158)

(Continued on next page)

Tetra Tech NUS, Inc

Client Sample ID: SD-13-02

GC/MS Volatiles

Lot-Sample #...: C9J020291-029 Work Order #...: LLXMN1AA Matrix.....: SOLID

NOTE(S):

Results and reporting limits have been adjusted for dry weight.

J Estimated result. Result is less than RL.

Tetra Tech NUS, Inc

Client Sample ID: SD-13-SS

GC/MS Volatiles

Lot-Sample #...: C9J020291-027	**Work Order #...:** LLXMK1AA	**Matrix.....:** SOLID
Date Sampled...: 09/30/09	**Date Received..:** 10/02/09	**MS Run #.....:** 9282285
Prep Date.....: 10/09/09	**Analysis Date..:** 10/09/09	
Prep Batch #...: 9282464	**Analysis Time..:** 00:24	
Dilution Factor: 1	**Initial Wgt/Vol:** 5 g	**Final Wgt/Vol..:** 5 mL
% Moisture.....: 65	**Analyst ID.....:** 402279	**Instrument ID..:** UX8
	Method.....: SW846 8260B	

PARAMETER	RESULT	REPORTING LIMIT	UNITS	MDL
Bromobenzene	ND	14	ug/kg	2.0
Acetone	**34 J**	**57**	**ug/kg**	**18**
Benzene	ND	14	ug/kg	0.65
Bromochloromethane	ND	14	ug/kg	2.0
Bromodichloromethane	ND	14	ug/kg	0.80
Bromoform	ND	14	ug/kg	0.94
Bromomethane	ND	14	ug/kg	1.5
2-Butanone	**4.1 J**	**57**	**ug/kg**	**4.0**
tert-Butyl alcohol	ND	570	ug/kg	22
n-Butylbenzene	ND	14	ug/kg	0.65
sec-Butylbenzene	ND	14	ug/kg	0.51
tert-Butylbenzene	ND	14	ug/kg	0.82
Carbon disulfide	**3.4 J**	**14**	**ug/kg**	**1.2**
Carbon tetrachloride	ND	14	ug/kg	1.1
Chlorobenzene	ND	14	ug/kg	0.94
Dibromochloromethane	ND	14	ug/kg	1.6
Chloroethane	ND	14	ug/kg	2.4
2-Chloroethyl vinyl ether	ND	140	ug/kg	4.0
Chloroform	ND	14	ug/kg	0.82
Chloromethane	ND	14	ug/kg	1.2
2-Chlorotoluene	ND	14	ug/kg	1.1
4-Chlorotoluene	ND	14	ug/kg	1.2
1,2-Dibromo-3-chloro-propane	ND	28	ug/kg	3.7
1,2-Dibromoethane	ND	14	ug/kg	1.4
Dibromomethane	ND	14	ug/kg	1.8
1,2-Dichlorobenzene	ND	14	ug/kg	1.0
1,3-Dichlorobenzene	ND	14	ug/kg	0.99
1,4-Dichlorobenzene	ND	14	ug/kg	1.9
Dichlorodifluoromethane	ND	14	ug/kg	1.4
1,1-Dichloroethane	ND	14	ug/kg	1.0
1,2-Dichloroethane	ND	14	ug/kg	0.97
cis-1,2-Dichloroethene	ND	14	ug/kg	1.0
trans-1,2-Dichloroethene	ND	14	ug/kg	1.2
1,1-Dichloroethene	ND	14	ug/kg	1.5
1,2-Dichloropropane	ND	14	ug/kg	2.0
1,3-Dichloropropane	ND	14	ug/kg	0.97

(Continued on next page)

Tetra Tech NUS, Inc

Client Sample ID: SD-13-SS

GC/MS Volatiles

Lot-Sample #...: C9J020291-027 **Work Order #...:** LLXMK1AA **Matrix.....:** SOLID

PARAMETER	RESULT	REPORTING LIMIT	UNITS	MDL
2,2-Dichloropropane	ND	14	ug/kg	2.7
cis-1,3-Dichloropropene	ND	14	ug/kg	0.97
trans-1,3-Dichloropropene	ND	14	ug/kg	1.5
1,1-Dichloropropene	ND	14	ug/kg	0.85
Tert-amyl methyl ether (TAME)	ND	14	ug/kg	1.1
Ethyl-t-Butyl Ether (ETBE)	ND	14	ug/kg	0.62
Ethylbenzene	ND	14	ug/kg	0.74
Freon 113	ND	14	ug/kg	3.7
Hexachlorobutadiene	ND	14	ug/kg	3.4
2-Hexanone	ND	57	ug/kg	1.8
Isopropylbenzene	ND	14	ug/kg	0.45
Diisopropyl Ether (DIPE)	ND	28	ug/kg	4.3
p-Isopropyltoluene	ND	14	ug/kg	0.60
Methylene chloride	ND	14	ug/kg	1.9
4-Methyl-2-pentanone	**1.6 J**	**57**	**ug/kg**	**1.5**
Methyl tert-butyl ether	ND	57	ug/kg	1.2
Naphthalene	ND	14	ug/kg	0.54
n-Propylbenzene	ND	14	ug/kg	1.1
Styrene	ND	14	ug/kg	0.43
1,1,1,2-Tetrachloroethane	ND	14	ug/kg	1.8
1,1,2,2-Tetrachloroethane	ND	14	ug/kg	0.97
Tetrachloroethene	ND	14	ug/kg	1.5
Toluene	ND	14	ug/kg	0.77
1,2,3-Trichlorobenzene	ND	14	ug/kg	1.1
1,2,4-Trichloro-benzene	ND	14	ug/kg	0.77
1,1,1-Trichloroethane	ND	14	ug/kg	1.6
1,1,2-Trichloroethane	ND	14	ug/kg	1.1
Trichloroethene	ND	14	ug/kg	1.2
Trichlorofluoromethane	ND	14	ug/kg	0.97
1,2,3-Trichloropropane	ND	14	ug/kg	2.6
1,2,3-Trimethylbenzene	ND	14	ug/kg	0.48
1,2,4-Trimethylbenzene	ND	14	ug/kg	1.8
Vinyl acetate	ND	28	ug/kg	0.71
Vinyl chloride	ND	14	ug/kg	1.1
m-Xylene & p-Xylene	ND	28	ug/kg	3.4
o-Xylene	ND	14	ug/kg	0.99

SURROGATE	PERCENT RECOVERY	RECOVERY LIMITS
Dibromofluoromethane	96	(59 - 138)
1,2-Dichloroethane-d4	95	(61 - 130)
Toluene-d8	94	(60 - 143)
4-Bromofluorobenzene	94	(47 - 158)

(Continued on next page)

Tetra Tech NUS, Inc

Client Sample ID: SD-13-SS

GC/MS Volatiles

Lot-Sample #...: C9J020291-027 Work Order #...: LLXMK1AA Matrix.....: SOLID

NOTE(S):

Results and reporting limits have been adjusted for dry weight.

J Estimated result. Result is less than RL.

Tetra Tech NUS, Inc

Client Sample ID: SD-14-01

GC/MS Volatiles

Lot-Sample #...: C9J020291-046	**Work Order #...:** LLXNJ1AA	**Matrix.....:** SOLID
Date Sampled...: 10/01/09	**Date Received..:** 10/02/09	**MS Run #.....:** 9285174
Prep Date.....: 10/11/09	**Analysis Date..:** 10/11/09	
Prep Batch #...: 9285266	**Analysis Time..:** 18:56	
Dilution Factor: 1	**Initial Wgt/Vol:** 5 g	**Final Wgt/Vol..:** 5 mL
% Moisture.....: 20	**Analyst ID.....:** 002807	**Instrument ID..:** UX14
	Method.....: SW846 8260B	

PARAMETER	RESULT	REPORTING LIMIT	UNITS	MDL
Bromobenzene	ND	6.2	ug/kg	0.89
Acetone	**26 B**	**25**	**ug/kg**	**7.9**
Benzene	ND	6.2	ug/kg	0.29
Bromochloromethane	ND	6.2	ug/kg	0.89
Bromodichloromethane	ND	6.2	ug/kg	0.35
Bromoform	ND	6.2	ug/kg	0.41
Bromomethane	ND	6.2	ug/kg	0.67
2-Butanone	ND	25	ug/kg	1.7
tert-Butyl alcohol	ND	250	ug/kg	9.5
n-Butylbenzene	ND	6.2	ug/kg	0.29
sec-Butylbenzene	ND	6.2	ug/kg	0.22
tert-Butylbenzene	ND	6.2	ug/kg	0.36
Carbon disulfide	ND	6.2	ug/kg	0.55
Carbon tetrachloride	ND	6.2	ug/kg	0.46
Chlorobenzene	ND	6.2	ug/kg	0.41
Dibromochloromethane	ND	6.2	ug/kg	0.69
Chloroethane	ND	6.2	ug/kg	1.1
2-Chloroethyl vinyl ether	ND	62	ug/kg	1.7
Chloroform	ND	6.2	ug/kg	0.36
Chloromethane	ND	6.2	ug/kg	0.51
2-Chlorotoluene	ND	6.2	ug/kg	0.50
4-Chlorotoluene	ND	6.2	ug/kg	0.51
1,2-Dibromo-3-chloro-propane	ND	12	ug/kg	1.6
1,2-Dibromoethane	ND	6.2	ug/kg	0.62
Dibromomethane	ND	6.2	ug/kg	0.79
1,2-Dichlorobenzene	ND	6.2	ug/kg	0.45
1,3-Dichlorobenzene	ND	6.2	ug/kg	0.44
1,4-Dichlorobenzene	ND	6.2	ug/kg	0.82
Dichlorodifluoromethane	**2.3 J,B**	**6.2**	**ug/kg**	**0.62**
1,1-Dichloroethane	ND	6.2	ug/kg	0.45
1,2-Dichloroethane	ND	6.2	ug/kg	0.42
cis-1,2-Dichloroethene	ND	6.2	ug/kg	0.45
trans-1,2-Dichloroethene	ND	6.2	ug/kg	0.51
1,1-Dichloroethene	ND	6.2	ug/kg	0.65
1,2-Dichloropropane	ND	6.2	ug/kg	0.86
1,3-Dichloropropane	ND	6.2	ug/kg	0.42

(Continued on next page)

Tetra Tech NUS, Inc

Client Sample ID: SD-14-01

GC/MS Volatiles

Lot-Sample #...: C9J020291-046 **Work Order #...:** LLXNJ1AA **Matrix.....:** SOLID

PARAMETER	RESULT	REPORTING LIMIT	UNITS	MDL
2,2-Dichloropropane	ND	6.2	ug/kg	1.2
cis-1,3-Dichloropropene	ND	6.2	ug/kg	0.42
trans-1,3-Dichloropropene	ND	6.2	ug/kg	0.67
1,1-Dichloropropene	ND	6.2	ug/kg	0.37
Tert-amyl methyl ether (TAME)	ND	6.2	ug/kg	0.46
Ethyl-t-Butyl Ether (ETBE)	ND	6.2	ug/kg	0.27
Ethylbenzene	ND	6.2	ug/kg	0.32
Freon 113	ND	6.2	ug/kg	1.6
Hexachlorobutadiene	ND	6.2	ug/kg	1.5
2-Hexanone	ND	25	ug/kg	0.79
Isopropylbenzene	ND	6.2	ug/kg	0.20
Diisopropyl Ether (DIPE)	ND	12	ug/kg	1.9
p-Isopropyltoluene	ND	6.2	ug/kg	0.26
Methylene chloride	**28 B**	**6.2**	**ug/kg**	**0.84**
4-Methyl-2-pentanone	ND	25	ug/kg	0.67
Methyl tert-butyl ether	ND	25	ug/kg	0.54
Naphthalene	**1.1 J,B**	**6.2**	**ug/kg**	**0.24**
n-Propylbenzene	ND	6.2	ug/kg	0.50
Styrene	ND	6.2	ug/kg	0.19
1,1,1,2-Tetrachloroethane	ND	6.2	ug/kg	0.77
1,1,2,2-Tetrachloroethane	ND	6.2	ug/kg	0.42
Tetrachloroethene	ND	6.2	ug/kg	0.65
Toluene	ND	6.2	ug/kg	0.34
1,2,3-Trichlorobenzene	ND	6.2	ug/kg	0.47
1,2,4-Trichloro-benzene	ND	6.2	ug/kg	0.34
1,1,1-Trichloroethane	ND	6.2	ug/kg	0.70
1,1,2-Trichloroethane	ND	6.2	ug/kg	0.49
Trichloroethene	ND	6.2	ug/kg	0.52
Trichlorofluoromethane	ND	6.2	ug/kg	0.42
1,2,3-Trichloropropane	ND	6.2	ug/kg	1.1
1,2,3-Trimethylbenzene	ND	6.2	ug/kg	0.21
1,2,4-Trimethylbenzene	ND	6.2	ug/kg	0.81
Vinyl acetate	ND	12	ug/kg	0.31
Vinyl chloride	ND	6.2	ug/kg	0.49
m-Xylene & p-Xylene	ND	12	ug/kg	1.5
o-Xylene	ND	6.2	ug/kg	0.44

SURROGATE	PERCENT RECOVERY	RECOVERY LIMITS
Dibromofluoromethane	120	(59 - 138)
1,2-Dichloroethane-d4	124	(61 - 130)
Toluene-d8	105	(60 - 143)
4-Bromofluorobenzene	104	(47 - 158)

(Continued on next page)

Tetra Tech NUS, Inc

Client Sample ID: SD-14-01

GC/MS Volatiles

Lot-Sample #...: C9J020291-046 Work Order #...: LLXNJ1AA Matrix.....: SOLID

NOTE(S):

Results and reporting limits have been adjusted for dry weight.

B Method blank contamination. The associated method blank contains the target analyte at a reportable level.

J Estimated result. Result is less than RL.

Tetra Tech NUS, Inc

Client Sample ID: SD-14-02

GC/MS Volatiles

Lot-Sample #...: C9J020291-047	**Work Order #...:** LLXNK1AA	**Matrix.....:** SOLID
Date Sampled...: 10/01/09	**Date Received..:** 10/02/09	**MS Run #.....:** 9285174
Prep Date.....: 10/11/09	**Analysis Date..:** 10/11/09	
Prep Batch #...: 9285266	**Analysis Time..:** 19:18	
Dilution Factor: 1	**Initial Wgt/Vol:** 5 g	**Final Wgt/Vol..:** 5 mL
% Moisture.....: 16	**Analyst ID.....:** 002807	**Instrument ID..:** UX14
	Method.....: SW846 8260B	

PARAMETER	RESULT	REPORTING LIMIT	UNITS	MDL
Bromobenzene	ND	6.0	ug/kg	0.85
Acetone	**48 B**	**24**	**ug/kg**	**7.5**
Benzene	ND	6.0	ug/kg	0.27
Bromochloromethane	ND	6.0	ug/kg	0.85
Bromodichloromethane	ND	6.0	ug/kg	0.33
Bromoform	ND	6.0	ug/kg	0.39
Bromomethane	ND	6.0	ug/kg	0.64
2-Butanone	**1.8 J**	**24**	**ug/kg**	**1.7**
tert-Butyl alcohol	ND	240	ug/kg	9.0
n-Butylbenzene	ND	6.0	ug/kg	0.27
sec-Butylbenzene	ND	6.0	ug/kg	0.21
tert-Butylbenzene	ND	6.0	ug/kg	0.35
Carbon disulfide	ND	6.0	ug/kg	0.52
Carbon tetrachloride	ND	6.0	ug/kg	0.44
Chlorobenzene	ND	6.0	ug/kg	0.39
Dibromochloromethane	ND	6.0	ug/kg	0.65
Chloroethane	ND	6.0	ug/kg	1.0
2-Chloroethyl vinyl ether	ND	60	ug/kg	1.7
Chloroform	ND	6.0	ug/kg	0.35
Chloromethane	ND	6.0	ug/kg	0.49
2-Chlorotoluene	ND	6.0	ug/kg	0.48
4-Chlorotoluene	ND	6.0	ug/kg	0.49
1,2-Dibromo-3-chloro-propane	ND	12	ug/kg	1.5
1,2-Dibromoethane	ND	6.0	ug/kg	0.60
Dibromomethane	ND	6.0	ug/kg	0.75
1,2-Dichlorobenzene	ND	6.0	ug/kg	0.43
1,3-Dichlorobenzene	ND	6.0	ug/kg	0.42
1,4-Dichlorobenzene	ND	6.0	ug/kg	0.79
Dichlorodifluoromethane	**3.3 J,B**	**6.0**	**ug/kg**	**0.60**
1,1-Dichloroethane	ND	6.0	ug/kg	0.43
1,2-Dichloroethane	ND	6.0	ug/kg	0.40
cis-1,2-Dichloroethene	ND	6.0	ug/kg	0.43
trans-1,2-Dichloroethene	ND	6.0	ug/kg	0.49
1,1-Dichloroethene	ND	6.0	ug/kg	0.62
1,2-Dichloropropane	ND	6.0	ug/kg	0.82
1,3-Dichloropropane	ND	6.0	ug/kg	0.40

(Continued on next page)

Tetra Tech NUS, Inc

Client Sample ID: SD-14-02

GC/MS Volatiles

Lot-Sample #...: C9J020291-047 Work Order #...: LLXNK1AA Matrix.....: SOLID

PARAMETER	RESULT	REPORTING LIMIT	UNITS	MDL
2,2-Dichloropropane	ND	6.0	ug/kg	1.1
cis-1,3-Dichloropropene	ND	6.0	ug/kg	0.40
trans-1,3-Dichloropropene	ND	6.0	ug/kg	0.64
1,1-Dichloropropene	ND	6.0	ug/kg	0.36
Tert-amyl methyl ether (TAME)	ND	6.0	ug/kg	0.44
Ethyl-t-Butyl Ether (ETBE)	ND	6.0	ug/kg	0.26
Ethylbenzene	ND	6.0	ug/kg	0.31
Freon 113	ND	6.0	ug/kg	1.5
Hexachlorobutadiene	ND	6.0	ug/kg	1.4
2-Hexanone	ND	24	ug/kg	0.75
Isopropylbenzene	ND	6.0	ug/kg	0.19
Diisopropyl Ether (DIPE)	ND	12	ug/kg	1.8
p-Isopropyltoluene	ND	6.0	ug/kg	0.25
Methylene chloride	**28 B**	**6.0**	**ug/kg**	**0.80**
4-Methyl-2-pentanone	ND	24	ug/kg	0.64
Methyl tert-butyl ether	ND	24	ug/kg	0.51
Naphthalene	**1.0 J,B**	**6.0**	**ug/kg**	**0.23**
n-Propylbenzene	ND	6.0	ug/kg	0.48
Styrene	ND	6.0	ug/kg	0.18
1,1,1,2-Tetrachloroethane	ND	6.0	ug/kg	0.74
1,1,2,2-Tetrachloroethane	ND	6.0	ug/kg	0.40
Tetrachloroethene	ND	6.0	ug/kg	0.62
Toluene	ND	6.0	ug/kg	0.32
1,2,3-Trichlorobenzene	ND	6.0	ug/kg	0.45
1,2,4-Trichloro-benzene	ND	6.0	ug/kg	0.32
1,1,1-Trichloroethane	ND	6.0	ug/kg	0.67
1,1,2-Trichloroethane	ND	6.0	ug/kg	0.46
Trichloroethene	ND	6.0	ug/kg	0.50
Trichlorofluoromethane	ND	6.0	ug/kg	0.40
1,2,3-Trichloropropane	ND	6.0	ug/kg	1.1
1,2,3-Trimethylbenzene	ND	6.0	ug/kg	0.20
1,2,4-Trimethylbenzene	ND	6.0	ug/kg	0.77
Vinyl acetate	ND	12	ug/kg	0.30
Vinyl chloride	ND	6.0	ug/kg	0.46
m-Xylene & p-Xylene	ND	12	ug/kg	1.4
o-Xylene	ND	6.0	ug/kg	0.42

SURROGATE	PERCENT RECOVERY	RECOVERY LIMITS
Dibromofluoromethane	124	(59 - 138)
1,2-Dichloroethane-d4	126	(61 - 130)
Toluene-d8	106	(60 - 143)
4-Bromofluorobenzene	102	(47 - 158)

(Continued on next page)

Tetra Tech NUS, Inc

Client Sample ID: SD-14-02

GC/MS Volatiles

Lot-Sample #...: C9J020291-047 Work Order #...: LLXNK1AA Matrix.....: SOLID

NOTE(S):

Results and reporting limits have been adjusted for dry weight.

B Method blank contamination. The associated method blank contains the target analyte at a reportable level.

J Estimated result. Result is less than RL.

Tetra Tech NUS, Inc

Client Sample ID: SD-14-SS

GC/MS Volatiles

Lot-Sample #...:	C9J020291-045	**Work Order #...:**	LLXNH1AA	**Matrix.....:**	SOLID
Date Sampled...:	10/01/09	**Date Received..:**	10/02/09	**MS Run #.....:**	9285174
Prep Date.....:	10/11/09	**Analysis Date..:**	10/11/09		
Prep Batch #...:	9285266	**Analysis Time..:**	18:36		
Dilution Factor:	1	**Initial Wgt/Vol:**	5 g	**Final Wgt/Vol..:**	5 mL
% Moisture.....:	32	**Analyst ID.....:**	002807	**Instrument ID..:**	UX14
		Method.....:	SW846 8260B		

PARAMETER	RESULT	REPORTING LIMIT	UNITS	MDL
Bromobenzene	ND	7.4	ug/kg	1.0
Acetone	**29 J,B**	**30**	**ug/kg**	**9.3**
Benzene	ND	7.4	ug/kg	0.34
Bromochloromethane	ND	7.4	ug/kg	1.0
Bromodichloromethane	ND	7.4	ug/kg	0.41
Bromoform	ND	7.4	ug/kg	0.49
Bromomethane	ND	7.4	ug/kg	0.80
2-Butanone	**2.2 J**	**30**	**ug/kg**	**2.1**
tert-Butyl alcohol	ND	300	ug/kg	11
n-Butylbenzene	ND	7.4	ug/kg	0.34
sec-Butylbenzene	ND	7.4	ug/kg	0.27
tert-Butylbenzene	ND	7.4	ug/kg	0.43
Carbon disulfide	**0.88 J**	**7.4**	**ug/kg**	**0.65**
Carbon tetrachloride	ND	7.4	ug/kg	0.55
Chlorobenzene	ND	7.4	ug/kg	0.49
Dibromochloromethane	ND	7.4	ug/kg	0.81
Chloroethane	ND	7.4	ug/kg	1.3
2-Chloroethyl vinyl ether	ND	74	ug/kg	2.1
Chloroform	ND	7.4	ug/kg	0.43
Chloromethane	ND	7.4	ug/kg	0.60
2-Chlorotoluene	ND	7.4	ug/kg	0.59
4-Chlorotoluene	ND	7.4	ug/kg	0.60
1,2-Dibromo-3-chloro-propane	ND	15	ug/kg	1.9
1,2-Dibromoethane	ND	7.4	ug/kg	0.74
Dibromomethane	ND	7.4	ug/kg	0.93
1,2-Dichlorobenzene	ND	7.4	ug/kg	0.53
1,3-Dichlorobenzene	ND	7.4	ug/kg	0.52
1,4-Dichlorobenzene	ND	7.4	ug/kg	0.97
Dichlorodifluoromethane	**3.0 J,B**	**7.4**	**ug/kg**	**0.74**
1,1-Dichloroethane	ND	7.4	ug/kg	0.53
1,2-Dichloroethane	ND	7.4	ug/kg	0.50
cis-1,2-Dichloroethene	ND	7.4	ug/kg	0.53
trans-1,2-Dichloroethene	ND	7.4	ug/kg	0.60
1,1-Dichloroethene	ND	7.4	ug/kg	0.77
1,2-Dichloropropane	ND	7.4	ug/kg	1.0
1,3-Dichloropropane	ND	7.4	ug/kg	0.50

(Continued on next page)

Tetra Tech NUS, Inc

Client Sample ID: SD-14-SS

GC/MS Volatiles

Lot-Sample #...: C9J020291-045 Work Order #...: LLXNH1AA Matrix.....: SOLID

PARAMETER	RESULT	REPORTING LIMIT	UNITS	MDL
2,2-Dichloropropane	ND	7.4	ug/kg	1.4
cis-1,3-Dichloropropene	ND	7.4	ug/kg	0.50
trans-1,3-Dichloropropene	ND	7.4	ug/kg	0.80
1,1-Dichloropropene	ND	7.4	ug/kg	0.44
Tert-amyl methyl ether (TAME)	ND	7.4	ug/kg	0.55
Ethyl-t-Butyl Ether (ETBE)	ND	7.4	ug/kg	0.32
Ethylbenzene	ND	7.4	ug/kg	0.38
Freon 113	ND	7.4	ug/kg	1.9
Hexachlorobutadiene	ND	7.4	ug/kg	1.8
2-Hexanone	ND	30	ug/kg	0.93
Isopropylbenzene	ND	7.4	ug/kg	0.24
Diisopropyl Ether (DIPE)	ND	15	ug/kg	2.2
p-Isopropyltoluene	ND	7.4	ug/kg	0.31
Methylene chloride	**31 B**	**7.4**	**ug/kg**	**0.99**
4-Methyl-2-pentanone	ND	30	ug/kg	0.80
Methyl tert-butyl ether	ND	30	ug/kg	0.63
Naphthalene	**1.3 J,B**	**7.4**	**ug/kg**	**0.28**
n-Propylbenzene	ND	7.4	ug/kg	0.59
Styrene	ND	7.4	ug/kg	0.22
1,1,1,2-Tetrachloroethane	ND	7.4	ug/kg	0.91
1,1,2,2-Tetrachloroethane	ND	7.4	ug/kg	0.50
Tetrachloroethene	ND	7.4	ug/kg	0.77
Toluene	ND	7.4	ug/kg	0.40
1,2,3-Trichlorobenzene	ND	7.4	ug/kg	0.56
1,2,4-Trichloro-benzene	ND	7.4	ug/kg	0.40
1,1,1-Trichloroethane	ND	7.4	ug/kg	0.83
1,1,2-Trichloroethane	ND	7.4	ug/kg	0.58
Trichloroethene	ND	7.4	ug/kg	0.62
Trichlorofluoromethane	ND	7.4	ug/kg	0.50
1,2,3-Trichloropropane	ND	7.4	ug/kg	1.3
1,2,3-Trimethylbenzene	ND	7.4	ug/kg	0.25
1,2,4-Trimethylbenzene	ND	7.4	ug/kg	0.96
Vinyl acetate	ND	15	ug/kg	0.37
Vinyl chloride	ND	7.4	ug/kg	0.58
m-Xylene & p-Xylene	ND	15	ug/kg	1.8
o-Xylene	ND	7.4	ug/kg	0.52

SURROGATE	PERCENT RECOVERY	RECOVERY LIMITS
Dibromofluoromethane	118	(59 - 138)
1,2-Dichloroethane-d4	115	(61 - 130)
Toluene-d8	111	(60 - 143)
4-Bromofluorobenzene	108	(47 - 158)

(Continued on next page)

Tetra Tech NUS, Inc

Client Sample ID: SD-14-SS

GC/MS Volatiles

Lot-Sample #...: C9J020291-045 Work Order #...: LLXNH1AA Matrix.....: SOLID

NOTE(S):

Results and reporting limits have been adjusted for dry weight.

J Estimated result. Result is less than RL.

B Method blank contamination. The associated method blank contains the target analyte at a reportable level.

Tetra Tech NUS, Inc

Client Sample ID: SD-15-01

GC/MS Volatiles

Lot-Sample #...: C9J020291-044	**Work Order #...:** LLXNG1AA	**Matrix.....:** SOLID
Date Sampled...: 10/01/09	**Date Received..:** 10/02/09	**MS Run #.....:** 9286329
Prep Date.....: 10/13/09	**Analysis Date..:** 10/13/09	
Prep Batch #...: 9286531	**Analysis Time..:** 01:38	
Dilution Factor: 1	**Initial Wgt/Vol:** 5 g	**Final Wgt/Vol..:** 5 mL
% Moisture.....: 24	**Analyst ID.....:** 402279	**Instrument ID..:** UX8
	Method.....: SW846 8260B	

PARAMETER	RESULT	REPORTING LIMIT	UNITS	MDL
Bromobenzene	ND	6.6	ug/kg	0.93
Acetone	**18 J**	**26**	**ug/kg**	**8.3**
Benzene	ND	6.6	ug/kg	0.30
Bromochloromethane	ND	6.6	ug/kg	0.93
Bromodichloromethane	ND	6.6	ug/kg	0.37
Bromoform	ND	6.6	ug/kg	0.43
Bromomethane	ND	6.6	ug/kg	0.71
2-Butanone	ND	26	ug/kg	1.8
tert-Butyl alcohol	ND	260	ug/kg	10
n-Butylbenzene	ND	6.6	ug/kg	0.30
sec-Butylbenzene	ND	6.6	ug/kg	0.24
tert-Butylbenzene	ND	6.6	ug/kg	0.38
Carbon disulfide	ND	6.6	ug/kg	0.58
Carbon tetrachloride	ND	6.6	ug/kg	0.49
Chlorobenzene	ND	6.6	ug/kg	0.43
Dibromochloromethane	ND	6.6	ug/kg	0.72
Chloroethane	ND	6.6	ug/kg	1.1
2-Chloroethyl vinyl ether	ND	66	ug/kg	1.8
Chloroform	ND	6.6	ug/kg	0.38
Chloromethane	ND	6.6	ug/kg	0.54
2-Chlorotoluene	ND	6.6	ug/kg	0.52
4-Chlorotoluene	ND	6.6	ug/kg	0.54
1,2-Dibromo-3-chloro-propane	ND	13	ug/kg	1.7
1,2-Dibromoethane	ND	6.6	ug/kg	0.66
Dibromomethane	ND	6.6	ug/kg	0.83
1,2-Dichlorobenzene	ND	6.6	ug/kg	0.47
1,3-Dichlorobenzene	ND	6.6	ug/kg	0.46
1,4-Dichlorobenzene	ND	6.6	ug/kg	0.87
Dichlorodifluoromethane	ND	6.6	ug/kg	0.66
1,1-Dichloroethane	ND	6.6	ug/kg	0.47
1,2-Dichloroethane	ND	6.6	ug/kg	0.45
cis-1,2-Dichloroethene	ND	6.6	ug/kg	0.47
trans-1,2-Dichloroethene	ND	6.6	ug/kg	0.54
1,1-Dichloroethene	ND	6.6	ug/kg	0.68
1,2-Dichloropropane	ND	6.6	ug/kg	0.91
1,3-Dichloropropane	ND	6.6	ug/kg	0.45

(Continued on next page)

Tetra Tech NUS, Inc

Client Sample ID: SD-15-01

GC/MS Volatiles

Lot-Sample #...: C9J020291-044 **Work Order #...:** LLXNG1AA **Matrix.....:** SOLID

PARAMETER	RESULT	REPORTING LIMIT	UNITS	MDL
2,2-Dichloropropane	ND	6.6	ug/kg	1.2
cis-1,3-Dichloropropene	ND	6.6	ug/kg	0.45
trans-1,3-Dichloropropene	ND	6.6	ug/kg	0.71
1,1-Dichloropropene	ND	6.6	ug/kg	0.39
Tert-amyl methyl ether (TAME)	ND	6.6	ug/kg	0.49
Ethyl-t-Butyl Ether (ETBE)	ND	6.6	ug/kg	0.29
Ethylbenzene	ND	6.6	ug/kg	0.34
Freon 113	ND	6.6	ug/kg	1.7
Hexachlorobutadiene	ND	6.6	ug/kg	1.6
2-Hexanone	ND	26	ug/kg	0.83
Isopropylbenzene	ND	6.6	ug/kg	0.21
Diisopropyl Ether (DIPE)	ND	13	ug/kg	2.0
p-Isopropyltoluene	ND	6.6	ug/kg	0.28
Methylene chloride	**12**	**6.6**	**ug/kg**	**0.88**
4-Methyl-2-pentanone	ND	26	ug/kg	0.71
Methyl tert-butyl ether	ND	26	ug/kg	0.56
Naphthalene	ND	6.6	ug/kg	0.25
n-Propylbenzene	ND	6.6	ug/kg	0.52
Styrene	ND	6.6	ug/kg	0.20
1,1,1,2-Tetrachloroethane	ND	6.6	ug/kg	0.81
1,1,2,2-Tetrachloroethane	ND	6.6	ug/kg	0.45
Tetrachloroethene	ND	6.6	ug/kg	0.68
Toluene	ND	6.6	ug/kg	0.35
1,2,3-Trichlorobenzene	ND	6.6	ug/kg	0.50
1,2,4-Trichloro-benzene	ND	6.6	ug/kg	0.35
1,1,1-Trichloroethane	ND	6.6	ug/kg	0.73
1,1,2-Trichloroethane	ND	6.6	ug/kg	0.51
Trichloroethene	ND	6.6	ug/kg	0.55
Trichlorofluoromethane	ND	6.6	ug/kg	0.45
1,2,3-Trichloropropane	ND	6.6	ug/kg	1.2
1,2,3-Trimethylbenzene	ND	6.6	ug/kg	0.22
1,2,4-Trimethylbenzene	ND	6.6	ug/kg	0.85
Vinyl acetate	ND	13	ug/kg	0.33
Vinyl chloride	ND	6.6	ug/kg	0.51
m-Xylene & p-Xylene	ND	13	ug/kg	1.6
o-Xylene	ND	6.6	ug/kg	0.46

SURROGATE	PERCENT RECOVERY	RECOVERY LIMITS
Dibromofluoromethane	89	(59 - 138)
1,2-Dichloroethane-d4	81	(61 - 130)
Toluene-d8	89	(60 - 143)
4-Bromofluorobenzene	91	(47 - 158)

(Continued on next page)

Tetra Tech NUS, Inc

Client Sample ID: SD-15-01

GC/MS Volatiles

Lot-Sample #...: C9J020291-044 Work Order #...: LLXNG1AA Matrix.....: SOLID

NOTE(S):

Results and reporting limits have been adjusted for dry weight.

J Estimated result. Result is less than RL.

Tetra Tech NUS, Inc

Client Sample ID: SD-15-SS

GC/MS Volatiles

Lot-Sample #...: C9J020291-043	**Work Order #...:** LLXND1AA	**Matrix.....:** SOLID	
Date Sampled...: 10/01/09	**Date Received..:** 10/02/09	**MS Run #.....:** 9286329	
Prep Date.....: 10/13/09	**Analysis Date..:** 10/13/09		
Prep Batch #...: 9286531	**Analysis Time..:** 01:16		
Dilution Factor: 1	**Initial Wgt/Vol:** 5 g	**Final Wgt/Vol..:** 5 mL	
% Moisture.....: 20	**Analyst ID.....:** 402279	**Instrument ID..:** UX8	
	Method.....: SW846 8260B		

PARAMETER	RESULT	REPORTING LIMIT	UNITS	MDL
Bromobenzene	ND	6.3	ug/kg	0.89
Acetone	ND	25	ug/kg	7.9
Benzene	ND	6.3	ug/kg	0.29
Bromochloromethane	ND	6.3	ug/kg	0.89
Bromodichloromethane	ND	6.3	ug/kg	0.35
Bromoform	ND	6.3	ug/kg	0.41
Bromomethane	ND	6.3	ug/kg	0.68
2-Butanone	ND	25	ug/kg	1.8
tert-Butyl alcohol	ND	250	ug/kg	9.6
n-Butylbenzene	ND	6.3	ug/kg	0.29
sec-Butylbenzene	ND	6.3	ug/kg	0.23
tert-Butylbenzene	ND	6.3	ug/kg	0.36
Carbon disulfide	ND	6.3	ug/kg	0.55
Carbon tetrachloride	ND	6.3	ug/kg	0.46
Chlorobenzene	ND	6.3	ug/kg	0.41
Dibromochloromethane	ND	6.3	ug/kg	0.69
Chloroethane	ND	6.3	ug/kg	1.1
2-Chloroethyl vinyl ether	ND	63	ug/kg	1.8
Chloroform	ND	6.3	ug/kg	0.36
Chloromethane	ND	6.3	ug/kg	0.52
2-Chlorotoluene	ND	6.3	ug/kg	0.50
4-Chlorotoluene	ND	6.3	ug/kg	0.52
1,2-Dibromo-3-chloro-propane	ND	13	ug/kg	1.6
1,2-Dibromoethane	ND	6.3	ug/kg	0.63
Dibromomethane	ND	6.3	ug/kg	0.79
1,2-Dichlorobenzene	ND	6.3	ug/kg	0.45
1,3-Dichlorobenzene	ND	6.3	ug/kg	0.44
1,4-Dichlorobenzene	ND	6.3	ug/kg	0.83
Dichlorodifluoromethane	ND	6.3	ug/kg	0.63
1,1-Dichloroethane	ND	6.3	ug/kg	0.45
1,2-Dichloroethane	ND	6.3	ug/kg	0.43
cis-1,2-Dichloroethene	ND	6.3	ug/kg	0.45
trans-1,2-Dichloroethene	ND	6.3	ug/kg	0.52
1,1-Dichloroethene	ND	6.3	ug/kg	0.65
1,2-Dichloropropane	ND	6.3	ug/kg	0.87
1,3-Dichloropropane	ND	6.3	ug/kg	0.43

(Continued on next page)

Tetra Tech NUS, Inc

Client Sample ID: SD-15-SS

GC/MS Volatiles

Lot-Sample #...: C9J020291-043 **Work Order #...:** LLXND1AA **Matrix.....:** SOLID

PARAMETER	RESULT	REPORTING LIMIT	UNITS	MDL
2,2-Dichloropropane	ND	6.3	ug/kg	1.2
cis-1,3-Dichloropropene	ND	6.3	ug/kg	0.43
trans-1,3-Dichloropropene	ND	6.3	ug/kg	0.68
1,1-Dichloropropene	ND	6.3	ug/kg	0.38
Tert-amyl methyl ether (TAME)	ND	6.3	ug/kg	0.46
Ethyl-t-Butyl Ether (ETBE)	ND	6.3	ug/kg	0.28
Ethylbenzene	ND	6.3	ug/kg	0.33
Freon 113	ND	6.3	ug/kg	1.6
Hexachlorobutadiene	ND	6.3	ug/kg	1.5
2-Hexanone	ND	25	ug/kg	0.79
Isopropylbenzene	ND	6.3	ug/kg	0.20
Diisopropyl Ether (DIPE)	ND	13	ug/kg	1.9
p-Isopropyltoluene	ND	6.3	ug/kg	0.26
Methylene chloride	**13**	**6.3**	**ug/kg**	**0.84**
4-Methyl-2-pentanone	ND	25	ug/kg	0.68
Methyl tert-butyl ether	ND	25	ug/kg	0.54
Naphthalene	ND	6.3	ug/kg	0.24
n-Propylbenzene	ND	6.3	ug/kg	0.50
Styrene	ND	6.3	ug/kg	0.19
1,1,1,2-Tetrachloroethane	ND	6.3	ug/kg	0.78
1,1,2,2-Tetrachloroethane	ND	6.3	ug/kg	0.43
Tetrachloroethene	ND	6.3	ug/kg	0.65
Toluene	ND	6.3	ug/kg	0.34
1,2,3-Trichlorobenzene	ND	6.3	ug/kg	0.48
1,2,4-Trichloro-benzene	ND	6.3	ug/kg	0.34
1,1,1-Trichloroethane	ND	6.3	ug/kg	0.70
1,1,2-Trichloroethane	ND	6.3	ug/kg	0.49
Trichloroethene	ND	6.3	ug/kg	0.53
Trichlorofluoromethane	ND	6.3	ug/kg	0.43
1,2,3-Trichloropropane	ND	6.3	ug/kg	1.1
1,2,3-Trimethylbenzene	ND	6.3	ug/kg	0.21
1,2,4-Trimethylbenzene	ND	6.3	ug/kg	0.82
Vinyl acetate	ND	13	ug/kg	0.31
Vinyl chloride	ND	6.3	ug/kg	0.49
m-Xylene & p-Xylene	ND	13	ug/kg	1.5
o-Xylene	ND	6.3	ug/kg	0.44

SURROGATE	PERCENT RECOVERY	RECOVERY LIMITS
Dibromofluoromethane	91	(59 - 138)
1,2-Dichloroethane-d4	84	(61 - 130)
Toluene-d8	91	(60 - 143)
4-Bromofluorobenzene	93	(47 - 158)

NOTE(S):

Results and reporting limits have been adjusted for dry weight.

Tetra Tech NUS, Inc

Client Sample ID: SD-4-01

GC/MS Volatiles

Lot-Sample #...: C9J020291-012	Work Order #...: LLXL01AA	Matrix.....: SOLID
Date Sampled...: 09/29/09	Date Received..: 10/02/09	MS Run #.....:
Prep Date.....: 10/08/09	Analysis Date..: 10/08/09	
Prep Batch #...: 9281589	Analysis Time..: 01:30	
Dilution Factor: 1	Initial Wgt/Vol: 5 g	Final Wgt/Vol..: 5 mL
% Moisture.....: 69	Analyst ID.....: 402279	Instrument ID..: UX8
	Method.....: SW846 8260B	

PARAMETER	RESULT	REPORTING LIMIT	UNITS	MDL
Bromobenzene	ND	16	ug/kg	2.3
Acetone	**93**	**65**	**ug/kg**	**20**
Benzene	ND	16	ug/kg	0.75
Bromochloromethane	ND	16	ug/kg	2.3
Bromodichloromethane	ND	16	ug/kg	0.91
Bromoform	ND	16	ug/kg	1.1
Bromomethane	ND	16	ug/kg	1.8
2-Butanone	**15 J**	**65**	**ug/kg**	**4.5**
tert-Butyl alcohol	ND	650	ug/kg	25
n-Butylbenzene	ND	16	ug/kg	0.75
sec-Butylbenzene	ND	16	ug/kg	0.58
tert-Butylbenzene	ND	16	ug/kg	0.94
Carbon disulfide	ND	16	ug/kg	1.4
Carbon tetrachloride	ND	16	ug/kg	1.2
Chlorobenzene	ND	16	ug/kg	1.1
Dibromochloromethane	ND	16	ug/kg	1.8
Chloroethane	ND	16	ug/kg	2.8
2-Chloroethyl vinyl ether	ND	160	ug/kg	4.5
Chloroform	ND	16	ug/kg	0.94
Chloromethane	ND	16	ug/kg	1.3
2-Chlorotoluene	ND	16	ug/kg	1.3
4-Chlorotoluene	ND	16	ug/kg	1.3
1,2-Dibromo-3-chloro-propane	ND	32	ug/kg	4.2
1,2-Dibromoethane	ND	16	ug/kg	1.6
Dibromomethane	ND	16	ug/kg	2.0
1,2-Dichlorobenzene	ND	16	ug/kg	1.2
1,3-Dichlorobenzene	ND	16	ug/kg	1.1
1,4-Dichlorobenzene	ND	16	ug/kg	2.1
Dichlorodifluoromethane	ND	16	ug/kg	1.6
1,1-Dichloroethane	ND	16	ug/kg	1.2
1,2-Dichloroethane	ND	16	ug/kg	1.1
cis-1,2-Dichloroethene	ND	16	ug/kg	1.2
trans-1,2-Dichloroethene	ND	16	ug/kg	1.3
1,1-Dichloroethene	ND	16	ug/kg	1.7
1,2-Dichloropropane	ND	16	ug/kg	2.2
1,3-Dichloropropane	ND	16	ug/kg	1.1

(Continued on next page)

Tetra Tech NUS, Inc

Client Sample ID: SD-4-01

GC/MS Volatiles

Lot-Sample #...: C9J020291-012 **Work Order #...:** LLXL01AA **Matrix.....:** SOLID

PARAMETER	RESULT	REPORTING LIMIT	UNITS	MDL
2,2-Dichloropropane	ND	16	ug/kg	3.0
cis-1,3-Dichloropropene	ND	16	ug/kg	1.1
trans-1,3-Dichloropropene	ND	16	ug/kg	1.8
1,1-Dichloropropene	ND	16	ug/kg	0.97
Tert-amyl methyl ether (TAME)	ND	16	ug/kg	1.2
Ethyl-t-Butyl Ether (ETBE)	ND	16	ug/kg	0.71
Ethylbenzene	ND	16	ug/kg	0.84
Freon 113	ND	16	ug/kg	4.2
Hexachlorobutadiene	ND	16	ug/kg	3.9
2-Hexanone	ND	65	ug/kg	2.0
Isopropylbenzene	ND	16	ug/kg	0.52
Diisopropyl Ether (DIPE)	ND	32	ug/kg	4.9
p-Isopropyltoluene	ND	16	ug/kg	0.68
Methylene chloride	ND	16	ug/kg	2.2
4-Methyl-2-pentanone	ND	65	ug/kg	1.8
Methyl tert-butyl ether	ND	65	ug/kg	1.4
Naphthalene	ND	16	ug/kg	0.62
n-Propylbenzene	ND	16	ug/kg	1.3
Styrene	ND	16	ug/kg	0.49
1,1,1,2-Tetrachloroethane	ND	16	ug/kg	2.0
1,1,2,2-Tetrachloroethane	ND	16	ug/kg	1.1
Tetrachloroethene	ND	16	ug/kg	1.7
Toluene	ND	16	ug/kg	0.88
1,2,3-Trichlorobenzene	ND	16	ug/kg	1.2
1,2,4-Trichloro-benzene	ND	16	ug/kg	0.88
1,1,1-Trichloroethane	ND	16	ug/kg	1.8
1,1,2-Trichloroethane	ND	16	ug/kg	1.3
Trichloroethene	ND	16	ug/kg	1.4
Trichlorofluoromethane	ND	16	ug/kg	1.1
1,2,3-Trichloropropane	ND	16	ug/kg	2.9
1,2,3-Trimethylbenzene	ND	16	ug/kg	0.55
1,2,4-Trimethylbenzene	ND	16	ug/kg	2.1
Vinyl acetate	ND	32	ug/kg	0.81
Vinyl chloride	ND	16	ug/kg	1.3
m-Xylene & p-Xylene	ND	32	ug/kg	3.9
o-Xylene	ND	16	ug/kg	1.1

SURROGATE	PERCENT RECOVERY	RECOVERY LIMITS
Dibromofluoromethane	86	(59 - 138)
1,2-Dichloroethane-d4	76	(61 - 130)
Toluene-d8	88	(60 - 143)
4-Bromofluorobenzene	80	(47 - 158)

(Continued on next page)

Tetra Tech NUS, Inc

Client Sample ID: SD-4-01

GC/MS Volatiles

Lot-Sample #...: C9J020291-012 Work Order #...: LLXL01AA Matrix.....: SOLID

NOTE(S):

Results and reporting limits have been adjusted for dry weight.

J Estimated result. Result is less than RL.

Tetra Tech NUS, Inc

Client Sample ID: SD-4-02

GC/MS Volatiles

Lot-Sample #...: C9J020291-013	**Work Order #...:** LLXL11AA	**Matrix.....:** SOLID
Date Sampled...: 09/29/09	**Date Received..:** 10/02/09	**MS Run #.....:**
Prep Date.....: 10/08/09	**Analysis Date..:** 10/08/09	
Prep Batch #...: 9281589	**Analysis Time..:** 01:53	
Dilution Factor: 1	**Initial Wgt/Vol:** 5 g	**Final Wgt/Vol..:** 5 mL
% Moisture.....: 66	**Analyst ID.....:** 402279	**Instrument ID..:** UX8
	Method.....: SW846 8260B	

PARAMETER	RESULT	REPORTING LIMIT	UNITS	MDL
Bromobenzene	ND	15	ug/kg	2.1
Acetone	**220**	**59**	**ug/kg**	**19**
Benzene	ND	15	ug/kg	0.68
Bromochloromethane	ND	15	ug/kg	2.1
Bromodichloromethane	ND	15	ug/kg	0.83
Bromoform	ND	15	ug/kg	0.98
Bromomethane	ND	15	ug/kg	1.6
2-Butanone	**36 J**	**59**	**ug/kg**	**4.1**
tert-Butyl alcohol	ND	590	ug/kg	23
n-Butylbenzene	ND	15	ug/kg	0.68
sec-Butylbenzene	ND	15	ug/kg	0.53
tert-Butylbenzene	ND	15	ug/kg	0.86
Carbon disulfide	**2.4 J**	**15**	**ug/kg**	**1.3**
Carbon tetrachloride	ND	15	ug/kg	1.1
Chlorobenzene	ND	15	ug/kg	0.98
Dibromochloromethane	ND	15	ug/kg	1.6
Chloroethane	ND	15	ug/kg	2.5
2-Chloroethyl vinyl ether	ND	150	ug/kg	4.1
Chloroform	ND	15	ug/kg	0.86
Chloromethane	ND	15	ug/kg	1.2
2-Chlorotoluene	ND	15	ug/kg	1.2
4-Chlorotoluene	ND	15	ug/kg	1.2
1,2-Dibromo-3-chloro-propane	ND	30	ug/kg	3.8
1,2-Dibromoethane	ND	15	ug/kg	1.5
Dibromomethane	ND	15	ug/kg	1.9
1,2-Dichlorobenzene	ND	15	ug/kg	1.1
1,3-Dichlorobenzene	ND	15	ug/kg	1.0
1,4-Dichlorobenzene	ND	15	ug/kg	2.0
Dichlorodifluoromethane	ND	15	ug/kg	1.5
1,1-Dichloroethane	ND	15	ug/kg	1.1
1,2-Dichloroethane	ND	15	ug/kg	1.0
cis-1,2-Dichloroethene	ND	15	ug/kg	1.1
trans-1,2-Dichloroethene	ND	15	ug/kg	1.2
1,1-Dichloroethene	ND	15	ug/kg	1.5
1,2-Dichloropropane	ND	15	ug/kg	2.0
1,3-Dichloropropane	ND	15	ug/kg	1.0

(Continued on next page)

Tetra Tech NUS, Inc

Client Sample ID: SD-4-02

GC/MS Volatiles

Lot-Sample #...: C9J020291-013 **Work Order #...:** LLXL11AA **Matrix.....:** SOLID

PARAMETER	RESULT	REPORTING LIMIT	UNITS	MDL
2,2-Dichloropropane	ND	15	ug/kg	2.8
cis-1,3-Dichloropropene	ND	15	ug/kg	1.0
trans-1,3-Dichloropropene	ND	15	ug/kg	1.6
1,1-Dichloropropene	ND	15	ug/kg	0.89
Tert-amyl methyl ether (TAME)	ND	15	ug/kg	1.1
Ethyl-t-Butyl Ether (ETBE)	ND	15	ug/kg	0.65
Ethylbenzene	ND	15	ug/kg	0.77
Freon 113	ND	15	ug/kg	3.8
Hexachlorobutadiene	ND	15	ug/kg	3.6
2-Hexanone	ND	59	ug/kg	1.9
Isopropylbenzene	ND	15	ug/kg	0.47
Diisopropyl Ether (DIPE)	ND	30	ug/kg	4.4
p-Isopropyltoluene	ND	15	ug/kg	0.62
Methylene chloride	ND	15	ug/kg	2.0
4-Methyl-2-pentanone	ND	59	ug/kg	1.6
Methyl tert-butyl ether	ND	59	ug/kg	1.3
Naphthalene	ND	15	ug/kg	0.56
n-Propylbenzene	ND	15	ug/kg	1.2
Styrene	ND	15	ug/kg	0.44
1,1,1,2-Tetrachloroethane	ND	15	ug/kg	1.8
1,1,2,2-Tetrachloroethane	ND	15	ug/kg	1.0
Tetrachloroethene	ND	15	ug/kg	1.5
Toluene	ND	15	ug/kg	0.80
1,2,3-Trichlorobenzene	ND	15	ug/kg	1.1
1,2,4-Trichloro-benzene	ND	15	ug/kg	0.80
1,1,1-Trichloroethane	ND	15	ug/kg	1.7
1,1,2-Trichloroethane	ND	15	ug/kg	1.2
Trichloroethene	ND	15	ug/kg	1.2
Trichlorofluoromethane	ND	15	ug/kg	1.0
1,2,3-Trichloropropane	ND	15	ug/kg	2.7
1,2,3-Trimethylbenzene	ND	15	ug/kg	0.50
1,2,4-Trimethylbenzene	ND	15	ug/kg	1.9
Vinyl acetate	ND	30	ug/kg	0.74
Vinyl chloride	ND	15	ug/kg	1.2
m-Xylene & p-Xylene	ND	30	ug/kg	3.6
o-Xylene	ND	15	ug/kg	1.0

SURROGATE	PERCENT RECOVERY	RECOVERY LIMITS
Dibromofluoromethane	96	(59 - 138)
1,2-Dichloroethane-d4	96	(61 - 130)
Toluene-d8	95	(60 - 143)
4-Bromofluorobenzene	96	(47 - 158)

(Continued on next page)

Tetra Tech NUS, Inc

Client Sample ID: SD-4-02

GC/MS Volatiles

Lot-Sample #...: C9J020291-013 Work Order #...: LLXL11AA Matrix.....: SOLID

NOTE(S):

Results and reporting limits have been adjusted for dry weight.

J Estimated result. Result is less than RL.

Tetra Tech NUS, Inc

Client Sample ID: SD-4-SS

GC/MS Volatiles

Lot-Sample #...:	C9J020291-011	**Work Order #...:**	LLXLX1AA	**Matrix.....:**	SOLID
Date Sampled...:	09/29/09	**Date Received..:**	10/02/09	**MS Run #.....:**	
Prep Date.....:	10/08/09	**Analysis Date..:**	10/08/09		
Prep Batch #...:	9281589	**Analysis Time..:**	01:08		
Dilution Factor:	1	**Initial Wgt/Vol:**	5 g	**Final Wgt/Vol..:**	5 mL
% Moisture.....:	70	**Analyst ID.....:**	402279	**Instrument ID..:**	UX8
		Method.....:	SW846 8260B		

PARAMETER	RESULT	REPORTING LIMIT	UNITS	MDL
Bromobenzene	ND	17	ug/kg	2.4
Acetone	**84**	**66**	**ug/kg**	**21**
Benzene	ND	17	ug/kg	0.76
Bromochloromethane	ND	17	ug/kg	2.4
Bromodichloromethane	ND	17	ug/kg	0.93
Bromoform	ND	17	ug/kg	1.1
Bromomethane	ND	17	ug/kg	1.8
2-Butanone	**12 J**	**66**	**ug/kg**	**4.6**
tert-Butyl alcohol	ND	660	ug/kg	25
n-Butylbenzene	ND	17	ug/kg	0.76
sec-Butylbenzene	ND	17	ug/kg	0.60
tert-Butylbenzene	ND	17	ug/kg	0.96
Carbon disulfide	ND	17	ug/kg	1.5
Carbon tetrachloride	ND	17	ug/kg	1.2
Chlorobenzene	ND	17	ug/kg	1.1
Dibromochloromethane	ND	17	ug/kg	1.8
Chloroethane	ND	17	ug/kg	2.8
2-Chloroethyl vinyl ether	ND	170	ug/kg	4.6
Chloroform	ND	17	ug/kg	0.96
Chloromethane	ND	17	ug/kg	1.4
2-Chlorotoluene	ND	17	ug/kg	1.3
4-Chlorotoluene	ND	17	ug/kg	1.4
1,2-Dibromo-3-chloro-propane	ND	33	ug/kg	4.3
1,2-Dibromoethane	ND	17	ug/kg	1.7
Dibromomethane	ND	17	ug/kg	2.1
1,2-Dichlorobenzene	ND	17	ug/kg	1.2
1,3-Dichlorobenzene	ND	17	ug/kg	1.2
1,4-Dichlorobenzene	ND	17	ug/kg	2.2
Dichlorodifluoromethane	ND	17	ug/kg	1.7
1,1-Dichloroethane	ND	17	ug/kg	1.2
1,2-Dichloroethane	ND	17	ug/kg	1.1
cis-1,2-Dichloroethene	ND	17	ug/kg	1.2
trans-1,2-Dichloroethene	ND	17	ug/kg	1.4
1,1-Dichloroethene	ND	17	ug/kg	1.7
1,2-Dichloropropane	ND	17	ug/kg	2.3
1,3-Dichloropropane	ND	17	ug/kg	1.1

(Continued on next page)

Tetra Tech NUS, Inc

Client Sample ID: SD-4-SS

GC/MS Volatiles

Lot-Sample #...: C9J020291-011 **Work Order #...:** LLXLX1AA **Matrix.....:** SOLID

PARAMETER	RESULT	REPORTING LIMIT	UNITS	MDL
2,2-Dichloropropane	ND	17	ug/kg	3.1
cis-1,3-Dichloropropene	ND	17	ug/kg	1.1
trans-1,3-Dichloropropene	ND	17	ug/kg	1.8
1,1-Dichloropropene	ND	17	ug/kg	0.99
Tert-amyl methyl ether (TAME)	ND	17	ug/kg	1.2
Ethyl-t-Butyl Ether (ETBE)	ND	17	ug/kg	0.73
Ethylbenzene	ND	17	ug/kg	0.86
Freon 113	ND	17	ug/kg	4.3
Hexachlorobutadiene	ND	17	ug/kg	4.0
2-Hexanone	ND	66	ug/kg	2.1
Isopropylbenzene	ND	17	ug/kg	0.53
Diisopropyl Ether (DIPE)	ND	33	ug/kg	5.0
p-Isopropyltoluene	ND	17	ug/kg	0.70
Methylene chloride	ND	17	ug/kg	2.2
4-Methyl-2-pentanone	ND	66	ug/kg	1.8
Methyl tert-butyl ether	ND	66	ug/kg	1.4
Naphthalene	ND	17	ug/kg	0.63
n-Propylbenzene	ND	17	ug/kg	1.3
Styrene	ND	17	ug/kg	0.50
1,1,1,2-Tetrachloroethane	ND	17	ug/kg	2.1
1,1,2,2-Tetrachloroethane	ND	17	ug/kg	1.1
Tetrachloroethene	ND	17	ug/kg	1.7
Toluene	ND	17	ug/kg	0.89
1,2,3-Trichlorobenzene	ND	17	ug/kg	1.3
1,2,4-Trichloro-benzene	ND	17	ug/kg	0.89
1,1,1-Trichloroethane	ND	17	ug/kg	1.9
1,1,2-Trichloroethane	ND	17	ug/kg	1.3
Trichloroethene	ND	17	ug/kg	1.4
Trichlorofluoromethane	ND	17	ug/kg	1.1
1,2,3-Trichloropropane	ND	17	ug/kg	3.0
1,2,3-Trimethylbenzene	ND	17	ug/kg	0.56
1,2,4-Trimethylbenzene	ND	17	ug/kg	2.2
Vinyl acetate	ND	33	ug/kg	0.83
Vinyl chloride	ND	17	ug/kg	1.3
m-Xylene & p-Xylene	ND	33	ug/kg	4.0
o-Xylene	ND	17	ug/kg	1.2

SURROGATE	PERCENT RECOVERY	RECOVERY LIMITS
Dibromofluoromethane	94	(59 - 138)
1,2-Dichloroethane-d4	94	(61 - 130)
Toluene-d8	93	(60 - 143)
4-Bromofluorobenzene	94	(47 - 158)

(Continued on next page)

Tetra Tech NUS, Inc

Client Sample ID: SD-4-SS

GC/MS Volatiles

Lot-Sample #...: C9J020291-011 Work Order #...: LLXLX1AA Matrix.....: SOLID

NOTE(S):

Results and reporting limits have been adjusted for dry weight.

J Estimated result. Result is less than RL.

Tetra Tech NUS, Inc

Client Sample ID: SD-01-01

GC/MS Semivolatiles

Lot-Sample #...:	C9J020291-018	**Work Order #...:**	LLXL81AE	**Matrix.....:**	SOLID
Date Sampled...:	09/29/09 16:45	**Date Received..:**	10/02/09 10:16	**MS Run #.....:**	9279058
Prep Date.....:	10/06/09	**Analysis Date..:**	10/15/09		
Prep Batch #...:	9279107	**Analysis Time..:**	07:54		
Dilution Factor:	0.5	**Initial Wgt/Vol:**	30 g	**Final Wgt/Vol..:**	5 mL
% Moisture.....:	48	**Analyst ID.....:**	007062	**Instrument ID..:**	722
		Method.....:	SW846 8270C		

PARAMETER	RESULT	REPORTING LIMIT	UNITS	MDL
Benzyl alcohol	ND	310	ug/kg	32
3&4 Methylphenol total	ND	310	ug/kg	14
Benzidine	ND	6400	ug/kg	260
Pyridine	ND	310	ug/kg	6.0
N-Nitrosodimethylamine	ND	64	ug/kg	13
Benzoic acid	ND	1600	ug/kg	11
1,2,4-Trichloro-benzene	ND	64	ug/kg	8.0
1,2-Diphenylhydrazine (as Azobenzene)	ND	64	ug/kg	13
bis(2-Chloroisopropyl) ether	ND	64	ug/kg	14
1,2-Dichlorobenzene	ND	64	ug/kg	12
1,3-Dichlorobenzene	ND	64	ug/kg	11
1,4-Dichlorobenzene	ND	64	ug/kg	16
1,4-Dioxane	ND	64	ug/kg	15
1-Methylnaphthalene	ND	64	ug/kg	9.6
Aniline	ND	310	ug/kg	14
Acenaphthene	ND	64	ug/kg	10
Acenaphthylene	ND	64	ug/kg	13
Anthracene	**31 J**	**64**	**ug/kg**	**11**
Benzo(a)anthracene	**210**	**64**	**ug/kg**	**10**
Benzo(a)pyrene	**180**	**64**	**ug/kg**	**18**
Benzo(b)fluoranthene	**240**	**64**	**ug/kg**	**13**
Benzo(ghi)perylene	**93**	**64**	**ug/kg**	**4.7**
Benzo(k)fluoranthene	**76**	**64**	**ug/kg**	**13**
bis(2-Chloroethoxy) methane	ND	310	ug/kg	13
bis(2-Chloroethyl)-ether	ND	64	ug/kg	5.6
bis(2-Ethylhexyl) phthalate	**29 J**	**310**	**ug/kg**	**27**
4-Bromophenyl phenyl ether	ND	310	ug/kg	14
Butyl benzyl phthalate	ND	310	ug/kg	22
Carbazole	ND	64	ug/kg	8.4
4-Chloroaniline	ND	310	ug/kg	9.8

(Continued on next page)

Tetra Tech NUS, Inc

Client Sample ID: SD-01-01

GC/MS Semivolatiles

Lot-Sample #...: C9J020291-018 Work Order #...: LLXL81AE Matrix.....: SOLID

PARAMETER	RESULT	REPORTING LIMIT	UNITS	MDL
4-Chloro-3-methylphenol	ND	310	ug/kg	9.5
2-Chloronaphthalene	ND	64	ug/kg	8.6
2-Chlorophenol	ND	310	ug/kg	9.8
4-Chlorophenyl phenyl ether	ND	310	ug/kg	14
Chrysene	**180**	**64**	**ug/kg**	**11**
Dibenz(a,h)anthracene	**17 J**	**64**	**ug/kg**	**14**
Dibenzofuran	ND	310	ug/kg	11
3,3'-Dichlorobenzidine	ND	310	ug/kg	60
2,4-Dichlorophenol	ND	64	ug/kg	13
Diethyl phthalate	ND	310	ug/kg	18
2,4-Dimethylphenol	ND	310	ug/kg	13
Dimethyl phthalate	ND	310	ug/kg	11
Di-n-butyl phthalate	**19 J**	**310**	**ug/kg**	**18**
4,6-Dinitro-2-methylphenol	ND	1600	ug/kg	310
2,4-Dinitrophenol	ND	1600	ug/kg	100
2,4-Dinitrotoluene	ND	310	ug/kg	15
2,6-Dinitrotoluene	ND	310	ug/kg	16
Di-n-octyl phthalate	ND	310	ug/kg	8.2
Fluoranthene	**450**	**64**	**ug/kg**	**5.4**
Fluorene	ND	64	ug/kg	9.6
Hexachlorobenzene	ND	64	ug/kg	12
Hexachlorocyclopentadiene	ND	310	ug/kg	12
Hexachloroethane	ND	310	ug/kg	11
Indeno(1,2,3-cd)pyrene	**82**	**64**	**ug/kg**	**3.5**
Isophorone	ND	310	ug/kg	12
2-Methylnaphthalene	ND	64	ug/kg	13
2-Methylphenol	ND	310	ug/kg	12
4-Methylphenol	ND	310	ug/kg	14
Naphthalene	ND	64	ug/kg	9.2
2-Nitroaniline	ND	1600	ug/kg	20
3-Nitroaniline	ND	1600	ug/kg	10
4-Nitroaniline	ND	1600	ug/kg	16
Nitrobenzene	ND	64	ug/kg	16
2-Nitrophenol	ND	310	ug/kg	12
4-Nitrophenol	ND	1600	ug/kg	190
N-Nitrosodi-n-propylamine	ND	64	ug/kg	18
N-Nitrosodiphenylamine	ND	64	ug/kg	13
Pentachlorophenol	ND	310	ug/kg	55
Phenanthrene	**110**	**64**	**ug/kg**	**7.6**

(Continued on next page)

Tetra Tech NUS, Inc

Client Sample ID: SD-01-01

GC/MS Semivolatiles

Lot-Sample #...: C9J020291-018 Work Order #...: LLXL81AE Matrix.....: SOLID

PARAMETER	RESULT	REPORTING LIMIT	UNITS	MDL
Phenol	ND	64	ug/kg	13
Pyrene	**380**	**64**	**ug/kg**	17
2,4,5-Trichloro-phenol	ND	310	ug/kg	7.9
2,4,6-Trichloro-phenol	ND	310	ug/kg	16

SURROGATE	PERCENT RECOVERY	RECOVERY LIMITS
2,4,6-Tribromophenol	58	(35 - 124)
2-Fluorobiphenyl	59	(35 - 105)
2-Fluorophenol	57	(39 - 103)
Nitrobenzene-d5	60	(25 - 104)
Phenol-d5	56	(25 - 105)
Terphenyl-d14	66	(25 - 127)

NOTE(S):

Results and reporting limits have been adjusted for dry weight.

J Estimated result. Result is less than RL.

Tetra Tech NUS, Inc

Client Sample ID: SD-01-02

GC/MS Semivolatiles

Lot-Sample #...:	C9J020291-019	**Work Order #...:**	LLXMA1AE	**Matrix.....:**	SOLID
Date Sampled...:	09/29/09 16:50	**Date Received..:**	10/02/09 10:16	**MS Run #.....:**	9279058
Prep Date.....:	10/06/09	**Analysis Date..:**	10/15/09		
Prep Batch #...:	9279107	**Analysis Time..:**	08:14		
Dilution Factor:	2.47	**Initial Wgt/Vol:**	30.3 g	**Final Wgt/Vol..:**	5 mL
% Moisture.....:	49	**Analyst ID.....:**	007062	**Instrument ID..:**	722
		Method.....:	SW846 8270C		

PARAMETER	RESULT	REPORTING LIMIT	UNITS	MDL
Benzyl alcohol	ND	1600	ug/kg	160
3&4 Methylphenol total	ND	1600	ug/kg	71
Benzidine	ND	32000	ug/kg	1300
Pyridine	ND	1600	ug/kg	30
N-Nitrosodimethylamine	ND	320	ug/kg	66
Benzoic acid	ND	8200	ug/kg	54
1,2,4-Trichloro-benzene	ND	320	ug/kg	41
1,2-Diphenylhydrazine (as Azobenzene)	ND	320	ug/kg	67
bis(2-Chloroisopropyl) ether	ND	320	ug/kg	71
1,2-Dichlorobenzene	ND	320	ug/kg	60
1,3-Dichlorobenzene	ND	320	ug/kg	54
1,4-Dichlorobenzene	ND	320	ug/kg	83
1,4-Dioxane	ND	320	ug/kg	78
1-Methylnaphthalene	ND	320	ug/kg	49
Aniline	ND	1600	ug/kg	71
Acenaphthene	ND	320	ug/kg	52
Acenaphthylene	ND	320	ug/kg	64
Anthracene	ND	320	ug/kg	57
Benzo(a)anthracene	ND	320	ug/kg	52
Benzo(a)pyrene	ND	320	ug/kg	90
Benzo(b)fluoranthene	ND	320	ug/kg	65
Benzo(ghi)perylene	ND	320	ug/kg	24
Benzo(k)fluoranthene	ND	320	ug/kg	67
bis(2-Chloroethoxy) methane	ND	1600	ug/kg	65
bis(2-Chloroethyl)-ether	ND	320	ug/kg	28
bis(2-Ethylhexyl) phthalate	ND	1600	ug/kg	140
4-Bromophenyl phenyl ether	ND	1600	ug/kg	69
Butyl benzyl phthalate	ND	1600	ug/kg	110
Carbazole	ND	320	ug/kg	42
4-Chloroaniline	ND	1600	ug/kg	50

(Continued on next page)

Tetra Tech NUS, Inc

Client Sample ID: SD-01-02

GC/MS Semivolatiles

Lot-Sample #...: C9J020291-019 Work Order #...: LLXMA1AE Matrix.....: SOLID

PARAMETER	RESULT	REPORTING LIMIT	UNITS	MDL
4-Chloro-3-methylphenol	ND	1600	ug/kg	48
2-Chloronaphthalene	ND	320	ug/kg	44
2-Chlorophenol	ND	1600	ug/kg	50
4-Chlorophenyl phenyl ether	ND	1600	ug/kg	71
Chrysene	ND	320	ug/kg	56
Dibenz(a,h)anthracene	ND	320	ug/kg	71
Dibenzofuran	ND	1600	ug/kg	55
3,3'-Dichlorobenzidine	ND	1600	ug/kg	310
2,4-Dichlorophenol	ND	320	ug/kg	66
Diethyl phthalate	ND	1600	ug/kg	91
2,4-Dimethylphenol	ND	1600	ug/kg	68
Dimethyl phthalate	ND	1600	ug/kg	54
Di-n-butyl phthalate	ND	1600	ug/kg	90
4,6-Dinitro-2-methylphenol	ND	8200	ug/kg	1600
2,4-Dinitrophenol	ND	8200	ug/kg	520
2,4-Dinitrotoluene	ND	1600	ug/kg	76
2,6-Dinitrotoluene	ND	1600	ug/kg	83
Di-n-octyl phthalate	ND	1600	ug/kg	42
Fluoranthene	ND	320	ug/kg	27
Fluorene	ND	320	ug/kg	49
Hexachlorobenzene	ND	320	ug/kg	61
Hexachlorocyclopentadiene	ND	1600	ug/kg	61
Hexachloroethane	ND	1600	ug/kg	55
Indeno(1,2,3-cd)pyrene	ND	320	ug/kg	18
Isophorone	ND	1600	ug/kg	63
2-Methylnaphthalene	ND	320	ug/kg	64
2-Methylphenol	ND	1600	ug/kg	60
4-Methylphenol	ND	1600	ug/kg	71
Naphthalene	ND	320	ug/kg	47
2-Nitroaniline	ND	8200	ug/kg	99
3-Nitroaniline	ND	8200	ug/kg	53
4-Nitroaniline	ND	8200	ug/kg	79
Nitrobenzene	ND	320	ug/kg	81
2-Nitrophenol	ND	1600	ug/kg	62
4-Nitrophenol	ND	8200	ug/kg	950
N-Nitrosodi-n-propylamine	ND	320	ug/kg	90
N-Nitrosodiphenylamine	ND	320	ug/kg	66
Pentachlorophenol	ND	1600	ug/kg	280
Phenanthrene	ND	320	ug/kg	39

(Continued on next page)

Tetra Tech NUS, Inc

Client Sample ID: SD-01-02

GC/MS Semivolatiles

Lot-Sample #...: C9J020291-019 Work Order #...: LLXMA1AE Matrix.....: SOLID

PARAMETER	RESULT	REPORTING LIMIT	UNITS	MDL
Phenol	ND	320	ug/kg	64
Pyrene	ND	320	ug/kg	86
2,4,5-Trichlorophenol	ND	1600	ug/kg	40
2,4,6-Trichlorophenol	ND	1600	ug/kg	80

SURROGATE	PERCENT RECOVERY	RECOVERY LIMITS
2,4,6-Tribromophenol	54	(35 - 124)
2-Fluorobiphenyl	69	(35 - 105)
2-Fluorophenol	71	(39 - 103)
Nitrobenzene-d5	70	(25 - 104)
Phenol-d5	70	(25 - 105)
Terphenyl-d14	67	(25 - 127)

NOTE(S):

Results and reporting limits have been adjusted for dry weight.

Tetra Tech NUS, Inc

Client Sample ID: SD-01-SS

GC/MS Semivolatiles

Lot-Sample #...:	C9J020291-017	**Work Order #...:**	LLXL61AE	**Matrix.....:**	SOLID
Date Sampled...:	09/29/09 16:35	**Date Received..:**	10/02/09 10:16	**MS Run #.....:**	9279058
Prep Date.....:	10/06/09	**Analysis Date..:**	10/21/09		
Prep Batch #...:	9279107	**Analysis Time..:**	04:54		
Dilution Factor:	0.99	**Initial Wgt/Vol:**	30.2 g	**Final Wgt/Vol..:**	5 mL
% Moisture.....:	52	**Analyst ID.....:**	007062	**Instrument ID..:**	722
		Method.....:	SW846 8270C		

PARAMETER	RESULT	REPORTING LIMIT	UNITS	MDL
Benzyl alcohol	ND	680	ug/kg	69
3&4 Methylphenol total	ND	680	ug/kg	30
Benzidine	ND	14000	ug/kg	560
Pyridine	ND	680	ug/kg	13
N-Nitrosodimethylamine	ND	140	ug/kg	28
Benzoic acid	ND	3500	ug/kg	23
1,2,4-Trichloro-benzene	ND	140	ug/kg	17
1,2-Diphenylhydrazine (as Azobenzene)	ND	140	ug/kg	28
bis(2-Chloroisopropyl) ether	ND	140	ug/kg	30
1,2-Dichlorobenzene	ND	140	ug/kg	25
1,3-Dichlorobenzene	ND	140	ug/kg	23
1,4-Dichlorobenzene	ND	140	ug/kg	35
1,4-Dioxane	ND	140	ug/kg	33
1-Methylnaphthalene	ND	140	ug/kg	21
Aniline	ND	680	ug/kg	30
Acenaphthene	ND	140	ug/kg	22
Acenaphthylene	ND	140	ug/kg	27
Anthracene	ND	140	ug/kg	24
Benzo(a)anthracene	ND	140	ug/kg	22
Benzo(a)pyrene	ND	140	ug/kg	38
Benzo(b)fluoranthene	ND	140	ug/kg	28
Benzo(ghi)perylene	ND	140	ug/kg	10
Benzo(k)fluoranthene	ND	140	ug/kg	28
bis(2-Chloroethoxy) methane	ND	680	ug/kg	27
bis(2-Chloroethyl)-ether	ND	140	ug/kg	12
bis(2-Ethylhexyl) phthalate	ND	680	ug/kg	58
4-Bromophenyl phenyl ether	ND	680	ug/kg	29
Butyl benzyl phthalate	ND	680	ug/kg	48
Carbazole	ND	140	ug/kg	18
4-Chloroaniline	ND	680	ug/kg	21

(Continued on next page)

Tetra Tech NUS, Inc

Client Sample ID: SD-01-SS

GC/MS Semivolatiles

Lot-Sample #...: C9J020291-017 Work Order #...: LLXL61AE Matrix.....: SOLID

PARAMETER	RESULT	REPORTING LIMIT	UNITS	MDL
4-Chloro-3-methylphenol	ND	680	ug/kg	20
2-Chloronaphthalene	ND	140	ug/kg	18
2-Chlorophenol	ND	680	ug/kg	21
4-Chlorophenyl phenyl ether	ND	680	ug/kg	30
Chrysene	ND	140	ug/kg	24
Dibenz(a,h)anthracene	ND	140	ug/kg	30
Dibenzofuran	ND	680	ug/kg	23
3,3'-Dichlorobenzidine	ND	680	ug/kg	130
2,4-Dichlorophenol	ND	140	ug/kg	28
Diethyl phthalate	ND	680	ug/kg	39
2,4-Dimethylphenol	ND	680	ug/kg	29
Dimethyl phthalate	ND	680	ug/kg	23
Di-n-butyl phthalate	ND	680	ug/kg	38
4,6-Dinitro-2-methylphenol	ND	3500	ug/kg	660
2,4-Dinitrophenol	ND	3500	ug/kg	220
2,4-Dinitrotoluene	ND	680	ug/kg	32
2,6-Dinitrotoluene	ND	680	ug/kg	35
Di-n-octyl phthalate	ND	680	ug/kg	18
Fluoranthene	**93 J**	**140**	**ug/kg**	**12**
Fluorene	ND	140	ug/kg	21
Hexachlorobenzene	ND	140	ug/kg	26
Hexachlorocyclopentadiene	ND	680	ug/kg	26
Hexachloroethane	ND	680	ug/kg	23
Indeno(1,2,3-cd)pyrene	ND	140	ug/kg	7.5
Isophorone	ND	680	ug/kg	27
2-Methylnaphthalene	ND	140	ug/kg	27
2-Methylphenol	ND	680	ug/kg	25
4-Methylphenol	ND	680	ug/kg	30
Naphthalene	ND	140	ug/kg	20
2-Nitroaniline	ND	3500	ug/kg	42
3-Nitroaniline	ND	3500	ug/kg	22
4-Nitroaniline	ND	3500	ug/kg	33
Nitrobenzene	ND	140	ug/kg	34
2-Nitrophenol	ND	680	ug/kg	26
4-Nitrophenol	ND	3500	ug/kg	400
N-Nitrosodi-n-propylamine	ND	140	ug/kg	38
N-Nitrosodiphenylamine	ND	140	ug/kg	28
Pentachlorophenol	ND	680	ug/kg	120
Phenanthrene	ND	140	ug/kg	16

(Continued on next page)

Tetra Tech NUS, Inc

Client Sample ID: SD-01-SS

GC/MS Semivolatiles

Lot-Sample #...: C9J020291-017 Work Order #...: LLXL61AE Matrix.....: SOLID

PARAMETER	RESULT	REPORTING LIMIT	UNITS	MDL
Phenol	ND	140	ug/kg	27
Pyrene	**98 J**	**140**	**ug/kg**	**36**
2,4,5-Trichloro-phenol	ND	680	ug/kg	17
2,4,6-Trichloro-phenol	ND	680	ug/kg	34

SURROGATE	PERCENT RECOVERY	RECOVERY LIMITS
2,4,6-Tribromophenol	53	(35 - 124)
2-Fluorobiphenyl	72	(35 - 105)
2-Fluorophenol	64	(39 - 103)
Nitrobenzene-d5	68	(25 - 104)
Phenol-d5	66	(25 - 105)
Terphenyl-d14	66	(25 - 127)

NOTE(S):

Results and reporting limits have been adjusted for dry weight.

J Estimated result. Result is less than RL.

Tetra Tech NUS, Inc

Client Sample ID: SD-02-01

GC/MS Semivolatiles

Lot-Sample #...:	C9J020291-008	**Work Order #...:**	LLXLP1AE	**Matrix.....:**	SOLID
Date Sampled...:	09/30/09 09:25	**Date Received..:**	10/02/09 10:16	**MS Run #.....:**	9285051
Prep Date.....:	10/12/09	**Analysis Date..:**	10/20/09		
Prep Batch #...:	9285068	**Analysis Time..:**	17:06		
Dilution Factor:	0.99	**Initial Wgt/Vol:**	30.3 g	**Final Wgt/Vol..:**	5 mL
% Moisture.....:	34	**Analyst ID.....:**	003200	**Instrument ID..:**	731
		Method.....:	SW846 8270C		

PARAMETER	RESULT	REPORTING LIMIT	UNITS	MDL
Benzyl alcohol	ND	490	ug/kg	50
3&4 Methylphenol total	ND	490	ug/kg	22
Benzidine	ND	10000	ug/kg	410
Pyridine	ND	490	ug/kg	9.4
N-Nitrosodimethylamine	ND	100	ug/kg	20
Benzoic acid	**130 J**	**2500**	**ug/kg**	**16**
1,2,4-Trichloro-benzene	ND	100	ug/kg	13
1,2-Diphenylhydrazine (as Azobenzene)	ND	100	ug/kg	21
bis(2-Chloroisopropyl) ether	ND	100	ug/kg	22
1,2-Dichlorobenzene	ND	100	ug/kg	18
1,3-Dichlorobenzene	ND	100	ug/kg	17
1,4-Dichlorobenzene	ND	100	ug/kg	26
1,4-Dioxane	ND	100	ug/kg	24
1-Methylnaphthalene	ND	100	ug/kg	15
Aniline	ND	490	ug/kg	22
Acenaphthene	ND	100	ug/kg	16
Acenaphthylene	ND	100	ug/kg	20
Anthracene	ND	100	ug/kg	17
Benzo(a)anthracene	ND	100	ug/kg	16
Benzo(a)pyrene	ND	100	ug/kg	28
Benzo(b)fluoranthene	ND	100	ug/kg	20
Benzo(ghi)perylene	ND	100	ug/kg	7.3
Benzo(k)fluoranthene	ND	100	ug/kg	21
bis(2-Chloroethoxy) methane	ND	490	ug/kg	20
bis(2-Chloroethyl)-ether	ND	100	ug/kg	8.7
bis(2-Ethylhexyl) phthalate	**51 J**	**490**	**ug/kg**	**42**
4-Bromophenyl phenyl ether	ND	490	ug/kg	21
Butyl benzyl phthalate	**48 J**	**490**	**ug/kg**	**35**
Carbazole	ND	100	ug/kg	13
4-Chloroaniline	ND	490	ug/kg	15

(Continued on next page)

Tetra Tech NUS, Inc

Client Sample ID: SD-02-01

GC/MS Semivolatiles

Lot-Sample #...: C9J020291-008 Work Order #...: LLXLP1AE Matrix.....: SOLID

PARAMETER	RESULT	REPORTING LIMIT	UNITS	MDL
4-Chloro-3-methylphenol	ND	490	ug/kg	15
2-Chloronaphthalene	ND	100	ug/kg	13
2-Chlorophenol	ND	490	ug/kg	15
4-Chlorophenyl phenyl ether	ND	490	ug/kg	22
Chrysene	ND	100	ug/kg	17
Dibenz(a,h)anthracene	ND	100	ug/kg	22
Dibenzofuran	ND	490	ug/kg	17
3,3'-Dichlorobenzidine	ND	490	ug/kg	94
2,4-Dichlorophenol	ND	100	ug/kg	20
Diethyl phthalate	ND	490	ug/kg	28
2,4-Dimethylphenol	ND	490	ug/kg	21
Dimethyl phthalate	ND	490	ug/kg	17
Di-n-butyl phthalate	ND	490	ug/kg	28
4,6-Dinitro-2-methylphenol	ND	2500	ug/kg	480
2,4-Dinitrophenol	ND	2500	ug/kg	160
2,4-Dinitrotoluene	ND	490	ug/kg	23
2,6-Dinitrotoluene	ND	490	ug/kg	25
Di-n-octyl phthalate	ND	490	ug/kg	13
Fluoranthene	**25 J**	**100**	**ug/kg**	**8.4**
Fluorene	ND	100	ug/kg	15
Hexachlorobenzene	ND	100	ug/kg	19
Hexachlorocyclopentadiene	ND	490	ug/kg	19
Hexachloroethane	ND	490	ug/kg	17
Indeno(1,2,3-cd)pyrene	ND	100	ug/kg	5.5
Isophorone	ND	490	ug/kg	19
2-Methylnaphthalene	ND	100	ug/kg	20
2-Methylphenol	ND	490	ug/kg	18
4-Methylphenol	ND	490	ug/kg	22
Naphthalene	ND	100	ug/kg	14
2-Nitroaniline	ND	2500	ug/kg	30
3-Nitroaniline	ND	2500	ug/kg	16
4-Nitroaniline	ND	2500	ug/kg	24
Nitrobenzene	ND	100	ug/kg	25
2-Nitrophenol	ND	490	ug/kg	19
4-Nitrophenol	ND	2500	ug/kg	290
N-Nitrosodi-n-propylamine	ND	100	ug/kg	28
N-Nitrosodiphenylamine	ND	100	ug/kg	20
Pentachlorophenol	ND	490	ug/kg	86
Phenanthrene	**13 J**	**100**	**ug/kg**	**12**

(Continued on next page)

Tetra Tech NUS, Inc

Client Sample ID: SD-02-01

GC/MS Semivolatiles

Lot-Sample #...: C9J020291-008 Work Order #...: LLXLP1AE Matrix.....: SOLID

PARAMETER	RESULT	REPORTING LIMIT	UNITS	MDL
Phenol	ND	100	ug/kg	20
Pyrene	ND	100	ug/kg	26
2,4,5-Trichlorophenol	ND	490	ug/kg	12
2,4,6-Trichlorophenol	ND	490	ug/kg	25

SURROGATE	PERCENT RECOVERY	RECOVERY LIMITS
2,4,6-Tribromophenol	69	(35 - 124)
2-Fluorobiphenyl	62	(35 - 105)
2-Fluorophenol	59	(39 - 103)
Nitrobenzene-d5	61	(25 - 104)
Phenol-d5	59	(25 - 105)
Terphenyl-d14	68	(25 - 127)

NOTE(S):

Results and reporting limits have been adjusted for dry weight.

J Estimated result. Result is less than RL.

Tetra Tech NUS, Inc

Client Sample ID: SD-02-02

GC/MS Semivolatiles

Lot-Sample #...:	C9J020291-009	**Work Order #...:**	LLXLT1AE	**Matrix.....:**	SOLID
Date Sampled...:	09/30/09 09:30	**Date Received..:**	10/02/09 10:16	**MS Run #.....:**	9285051
Prep Date.....:	10/12/09	**Analysis Date..:**	10/20/09		
Prep Batch #...:	9285068	**Analysis Time..:**	17:29		
Dilution Factor:	0.5	**Initial Wgt/Vol:**	30.3 g	**Final Wgt/Vol..:**	5 mL
% Moisture.....:	32	**Analyst ID.....:**	003200	**Instrument ID..:**	731
		Method.....:	SW846 8270C		

PARAMETER	RESULT	REPORTING LIMIT	UNITS	MDL
Benzyl alcohol	ND	240	ug/kg	25
3&4 Methylphenol total	ND	240	ug/kg	11
Benzidine	ND	4900	ug/kg	200
Pyridine	ND	240	ug/kg	4.6
N-Nitrosodimethylamine	ND	49	ug/kg	10
Benzoic acid	ND	1300	ug/kg	8.2
1,2,4-Trichloro-benzene	ND	49	ug/kg	6.2
1,2-Diphenylhydrazine (as Azobenzene)	ND	49	ug/kg	10
bis(2-Chloroisopropyl) ether	ND	49	ug/kg	11
1,2-Dichlorobenzene	ND	49	ug/kg	9.1
1,3-Dichlorobenzene	ND	49	ug/kg	8.3
1,4-Dichlorobenzene	ND	49	ug/kg	13
1,4-Dioxane	ND	49	ug/kg	12
1-Methylnaphthalene	ND	49	ug/kg	7.4
Aniline	ND	240	ug/kg	11
Acenaphthene	ND	49	ug/kg	7.9
Acenaphthylene	ND	49	ug/kg	9.8
Anthracene	ND	49	ug/kg	8.6
Benzo(a)anthracene	ND	49	ug/kg	7.9
Benzo(a)pyrene	ND	49	ug/kg	14
Benzo(b)fluoranthene	ND	49	ug/kg	10
Benzo(ghi)perylene	ND	49	ug/kg	3.6
Benzo(k)fluoranthene	ND	49	ug/kg	10
bis(2-Chloroethoxy) methane	ND	240	ug/kg	9.9
bis(2-Chloroethyl)-ether	ND	49	ug/kg	4.3
bis(2-Ethylhexyl) phthalate	**22 J**	**240**	**ug/kg**	**21**
4-Bromophenyl phenyl ether	ND	240	ug/kg	10
Butyl benzyl phthalate	**22 J**	**240**	**ug/kg**	**17**
Carbazole	ND	49	ug/kg	6.5
4-Chloroaniline	ND	240	ug/kg	7.6

(Continued on next page)

Tetra Tech NUS, Inc

Client Sample ID: SD-02-02

GC/MS Semivolatiles

Lot-Sample #...: C9J020291-009 Work Order #...: LLXLT1AE Matrix.....: SOLID

PARAMETER	RESULT	REPORTING LIMIT	UNITS	MDL
4-Chloro-3-methylphenol	ND	240	ug/kg	7.3
2-Chloronaphthalene	ND	49	ug/kg	6.6
2-Chlorophenol	ND	240	ug/kg	7.6
4-Chlorophenyl phenyl ether	ND	240	ug/kg	11
Chrysene	ND	49	ug/kg	8.6
Dibenz(a,h)anthracene	ND	49	ug/kg	11
Dibenzofuran	ND	240	ug/kg	8.3
3,3'-Dichlorobenzidine	ND	240	ug/kg	46
2,4-Dichlorophenol	ND	49	ug/kg	10
Diethyl phthalate	**31 J**	**240**	**ug/kg**	**14**
2,4-Dimethylphenol	ND	240	ug/kg	10
Dimethyl phthalate	ND	240	ug/kg	8.3
Di-n-butyl phthalate	ND	240	ug/kg	14
4,6-Dinitro-2-methylphenol	ND	1300	ug/kg	240
2,4-Dinitrophenol	ND	1300	ug/kg	79
2,4-Dinitrotoluene	ND	240	ug/kg	12
2,6-Dinitrotoluene	ND	240	ug/kg	13
Di-n-octyl phthalate	ND	240	ug/kg	6.3
Fluoranthene	ND	49	ug/kg	4.2
Fluorene	ND	49	ug/kg	7.4
Hexachlorobenzene	ND	49	ug/kg	9.3
Hexachlorocyclopentadiene	ND	240	ug/kg	9.4
Hexachloroethane	ND	240	ug/kg	8.3
Indeno(1,2,3-cd)pyrene	ND	49	ug/kg	2.7
Isophorone	ND	240	ug/kg	9.6
2-Methylnaphthalene	ND	49	ug/kg	9.7
2-Methylphenol	ND	240	ug/kg	9.1
4-Methylphenol	ND	240	ug/kg	11
Naphthalene	ND	49	ug/kg	7.2
2-Nitroaniline	ND	1300	ug/kg	15
3-Nitroaniline	ND	1300	ug/kg	8.0
4-Nitroaniline	ND	1300	ug/kg	12
Nitrobenzene	ND	49	ug/kg	12
2-Nitrophenol	ND	240	ug/kg	9.4
4-Nitrophenol	ND	1300	ug/kg	140
N-Nitrosodi-n-propylamine	ND	49	ug/kg	14
N-Nitrosodiphenylamine	ND	49	ug/kg	10
Pentachlorophenol	ND	240	ug/kg	43
Phenanthrene	ND	49	ug/kg	5.9

(Continued on next page)

Tetra Tech NUS, Inc

Client Sample ID: SD-02-02

GC/MS Semivolatiles

Lot-Sample #...: C9J020291-009 Work Order #...: LLXLT1AE Matrix.....: SOLID

PARAMETER	RESULT	REPORTING LIMIT	UNITS	MDL
Phenol	ND	49	ug/kg	9.8
Pyrene	ND	49	ug/kg	13
2,4,5-Trichloro-phenol	ND	240	ug/kg	6.1
2,4,6-Trichloro-phenol	ND	240	ug/kg	12

SURROGATE	PERCENT RECOVERY	RECOVERY LIMITS
2,4,6-Tribromophenol	67	(35 - 124)
2-Fluorobiphenyl	54	(35 - 105)
2-Fluorophenol	50	(39 - 103)
Nitrobenzene-d5	51	(25 - 104)
Phenol-d5	51	(25 - 105)
Terphenyl-d14	61	(25 - 127)

NOTE(S):

Results and reporting limits have been adjusted for dry weight.

J Estimated result. Result is less than RL.

Tetra Tech NUS, Inc

Client Sample ID: SD-02-SS

GC/MS Semivolatiles

Lot-Sample #...:	C9J020291-007	**Work Order #...:**	LLXLM1AE	**Matrix.....:**	SOLID
Date Sampled...:	09/30/09 09:20	**Date Received..:**	10/02/09 10:16	**MS Run #.....:**	9285051
Prep Date.....:	10/12/09	**Analysis Date..:**	10/20/09		
Prep Batch #...:	9285068	**Analysis Time..:**	16:43		
Dilution Factor:	1.5	**Initial Wgt/Vol:**	30 g	**Final Wgt/Vol..:**	5 mL
% Moisture.....:	38	**Analyst ID.....:**	003200	**Instrument ID..:**	731
		Method.....:	SW846 8270C		

PARAMETER	RESULT	REPORTING LIMIT	UNITS	MDL
Benzyl alcohol	ND	800	ug/kg	82
3&4 Methylphenol total	ND	800	ug/kg	35
Benzidine	ND	16000	ug/kg	660
Pyridine	ND	800	ug/kg	15
N-Nitrosodimethylamine	ND	160	ug/kg	33
Benzoic acid	ND	4100	ug/kg	27
1,2,4-Trichloro-benzene	ND	160	ug/kg	20
1,2-Diphenylhydrazine (as Azobenzene)	ND	160	ug/kg	34
bis(2-Chloroisopropyl) ether	ND	160	ug/kg	35
1,2-Dichlorobenzene	ND	160	ug/kg	30
1,3-Dichlorobenzene	ND	160	ug/kg	27
1,4-Dichlorobenzene	ND	160	ug/kg	42
1,4-Dioxane	ND	160	ug/kg	39
1-Methylnaphthalene	ND	160	ug/kg	24
Aniline	ND	800	ug/kg	35
Acenaphthene	**490**	**160**	**ug/kg**	**26**
Acenaphthylene	ND	160	ug/kg	32
Anthracene	**3100**	**160**	**ug/kg**	**28**
Benzo(a)anthracene	**13000**	**160**	**ug/kg**	**26**
Benzo(a)pyrene	**7500**	**160**	**ug/kg**	**45**
Benzo(b)fluoranthene	**13000**	**160**	**ug/kg**	**33**
Benzo(ghi)perylene	**3200**	**160**	**ug/kg**	**12**
Benzo(k)fluoranthene	ND	160	ug/kg	34
bis(2-Chloroethoxy) methane	ND	800	ug/kg	32
bis(2-Chloroethyl)-ether	ND	160	ug/kg	14
bis(2-Ethylhexyl) phthalate	**640 J**	**800**	**ug/kg**	**69**
4-Bromophenyl phenyl ether	ND	800	ug/kg	34
Butyl benzyl phthalate	ND	800	ug/kg	57
Carbazole	**1300**	**160**	**ug/kg**	**21**
4-Chloroaniline	ND	800	ug/kg	25

(Continued on next page)

Tetra Tech NUS, Inc

Client Sample ID: SD-02-SS

GC/MS Semivolatiles

Lot-Sample #...: C9J020291-007 Work Order #...: LLXLM1AE Matrix.....: SOLID

PARAMETER	RESULT	REPORTING LIMIT	UNITS	MDL
4-Chloro-3-methylphenol	ND	800	ug/kg	24
2-Chloronaphthalene	ND	160	ug/kg	22
2-Chlorophenol	ND	800	ug/kg	25
4-Chlorophenyl phenyl ether	ND	800	ug/kg	36
Chrysene	**13000**	**160**	**ug/kg**	**28**
Dibenz(a,h)anthracene	**1200**	**160**	**ug/kg**	**36**
Dibenzofuran	**230 J**	**800**	**ug/kg**	**27**
3,3'-Dichlorobenzidine	ND	800	ug/kg	150
2,4-Dichlorophenol	ND	160	ug/kg	33
Diethyl phthalate	**53 J**	**800**	**ug/kg**	**46**
2,4-Dimethylphenol	ND	800	ug/kg	34
Dimethyl phthalate	ND	800	ug/kg	27
Di-n-butyl phthalate	ND	800	ug/kg	45
4,6-Dinitro-2-methylphenol	ND	4100	ug/kg	780
2,4-Dinitrophenol	ND	4100	ug/kg	260
2,4-Dinitrotoluene	ND	800	ug/kg	38
2,6-Dinitrotoluene	ND	800	ug/kg	41
Di-n-octyl phthalate	ND	800	ug/kg	21
Fluoranthene	**27000**	**160**	**ug/kg**	**14**
Fluorene	**670**	**160**	**ug/kg**	**24**
Hexachlorobenzene	ND	160	ug/kg	31
Hexachlorocyclopentadiene	ND	800	ug/kg	31
Hexachloroethane	ND	800	ug/kg	27
Indeno(1,2,3-cd)pyrene	**3300**	**160**	**ug/kg**	**8.9**
Isophorone	ND	800	ug/kg	31
2-Methylnaphthalene	ND	160	ug/kg	32
2-Methylphenol	ND	800	ug/kg	30
4-Methylphenol	ND	800	ug/kg	35
Naphthalene	ND	160	ug/kg	23
2-Nitroaniline	ND	4100	ug/kg	50
3-Nitroaniline	ND	4100	ug/kg	26
4-Nitroaniline	ND	4100	ug/kg	40
Nitrobenzene	ND	160	ug/kg	41
2-Nitrophenol	ND	800	ug/kg	31
4-Nitrophenol	ND	4100	ug/kg	480
N-Nitrosodi-n-propylamine	ND	160	ug/kg	45
N-Nitrosodiphenylamine	ND	160	ug/kg	33
Pentachlorophenol	ND	800	ug/kg	140
Phenanthrene	**12000**	**160**	**ug/kg**	**19**

(Continued on next page)

Tetra Tech NUS, Inc

Client Sample ID: SD-02-SS

GC/MS Semivolatiles

Lot-Sample #...: C9J020291-007 Work Order #...: LLXLM1AE Matrix.....: SOLID

PARAMETER	RESULT	REPORTING LIMIT	UNITS	MDL
Phenol	ND	160	ug/kg	32
Pyrene	**21000**	**160**	**ug/kg**	**43**
2,4,5-Trichloro-phenol	ND	800	ug/kg	20
2,4,6-Trichloro-phenol	ND	800	ug/kg	40

SURROGATE	PERCENT RECOVERY	RECOVERY LIMITS
2,4,6-Tribromophenol	48	(35 - 124)
2-Fluorobiphenyl	47	(35 - 105)
2-Fluorophenol	47	(39 - 103)
Nitrobenzene-d5	47	(25 - 104)
Phenol-d5	43	(25 - 105)
Terphenyl-d14	46	(25 - 127)

NOTE(S):

Results and reporting limits have been adjusted for dry weight.

J Estimated result. Result is less than RL.

Tetra Tech NUS, Inc

Client Sample ID: SD-03-01

GC/MS Semivolatiles

Lot-Sample #...:	C9J020291-021	**Work Order #...:**	LLXMD1AE	**Matrix.....:**	SOLID
Date Sampled...:	09/30/09 10:35	**Date Received..:**	10/02/09 10:16	**MS Run #.....:**	9285051
Prep Date.....:	10/12/09	**Analysis Date..:**	10/20/09		
Prep Batch #...:	9285068	**Analysis Time..:**	18:17		
Dilution Factor:	0.5	**Initial Wgt/Vol:**	30 g	**Final Wgt/Vol..:**	5 mL
% Moisture.....:	27	**Analyst ID.....:**	003200	**Instrument ID..:**	731
		Method.....:	SW846 8270C		

PARAMETER	RESULT	REPORTING LIMIT	UNITS	MDL
Benzyl alcohol	ND	230	ug/kg	23
3&4 Methylphenol total	ND	230	ug/kg	10
Benzidine	ND	4600	ug/kg	190
Pyridine	ND	230	ug/kg	4.3
N-Nitrosodimethylamine	ND	46	ug/kg	9.4
Benzoic acid	**63 J**	**1200**	**ug/kg**	**7.6**
1,2,4-Trichloro-benzene	ND	46	ug/kg	5.8
1,2-Diphenylhydrazine (as Azobenzene)	ND	46	ug/kg	9.5
bis(2-Chloroisopropyl) ether	ND	46	ug/kg	10
1,2-Dichlorobenzene	ND	46	ug/kg	8.4
1,3-Dichlorobenzene	ND	46	ug/kg	7.7
1,4-Dichlorobenzene	ND	46	ug/kg	12
1,4-Dioxane	ND	46	ug/kg	11
1-Methylnaphthalene	ND	46	ug/kg	6.9
Aniline	ND	230	ug/kg	10
Acenaphthene	ND	46	ug/kg	7.3
Acenaphthylene	ND	46	ug/kg	9.1
Anthracene	ND	46	ug/kg	8.0
Benzo(a)anthracene	ND	46	ug/kg	7.3
Benzo(a)pyrene	ND	46	ug/kg	13
Benzo(b)fluoranthene	ND	46	ug/kg	9.2
Benzo(ghi)perylene	ND	46	ug/kg	3.4
Benzo(k)fluoranthene	ND	46	ug/kg	9.5
bis(2-Chloroethoxy) methane	ND	230	ug/kg	9.2
bis(2-Chloroethyl)-ether	ND	46	ug/kg	4.0
bis(2-Ethylhexyl) phthalate	**100 J**	**230**	**ug/kg**	**19**
4-Bromophenyl phenyl ether	ND	230	ug/kg	9.7
Butyl benzyl phthalate	**19 J**	**230**	**ug/kg**	**16**
Carbazole	ND	46	ug/kg	6.0
4-Chloroaniline	ND	230	ug/kg	7.1

(Continued on next page)

Tetra Tech NUS, Inc

Client Sample ID: SD-03-01

GC/MS Semivolatiles

Lot-Sample #...: C9J020291-021 Work Order #...: LLXMD1AE Matrix.....: SOLID

PARAMETER	RESULT	REPORTING LIMIT	UNITS	MDL
4-Chloro-3-methylphenol	ND	230	ug/kg	6.8
2-Chloronaphthalene	ND	46	ug/kg	6.2
2-Chlorophenol	ND	230	ug/kg	7.0
4-Chlorophenyl phenyl ether	ND	230	ug/kg	10
Chrysene	ND	46	ug/kg	8.0
Dibenz(a,h)anthracene	ND	46	ug/kg	10
Dibenzofuran	ND	230	ug/kg	7.7
3,3'-Dichlorobenzidine	ND	230	ug/kg	43
2,4-Dichlorophenol	ND	46	ug/kg	9.3
Diethyl phthalate	**14 J**	**230**	**ug/kg**	**13**
2,4-Dimethylphenol	ND	230	ug/kg	9.6
Dimethyl phthalate	ND	230	ug/kg	7.7
Di-n-butyl phthalate	ND	230	ug/kg	13
4,6-Dinitro-2-methylphenol	ND	1200	ug/kg	220
2,4-Dinitrophenol	ND	1200	ug/kg	73
2,4-Dinitrotoluene	ND	230	ug/kg	11
2,6-Dinitrotoluene	ND	230	ug/kg	12
Di-n-octyl phthalate	ND	230	ug/kg	5.9
Fluoranthene	**17 J**	**46**	**ug/kg**	**3.9**
Fluorene	ND	46	ug/kg	6.9
Hexachlorobenzene	ND	46	ug/kg	8.7
Hexachlorocyclopentadiene	ND	230	ug/kg	8.7
Hexachloroethane	ND	230	ug/kg	7.7
Indeno(1,2,3-cd)pyrene	ND	46	ug/kg	2.5
Isophorone	ND	230	ug/kg	8.9
2-Methylnaphthalene	ND	46	ug/kg	9.0
2-Methylphenol	ND	230	ug/kg	8.4
4-Methylphenol	ND	230	ug/kg	10
Naphthalene	ND	46	ug/kg	6.6
2-Nitroaniline	ND	1200	ug/kg	14
3-Nitroaniline	ND	1200	ug/kg	7.5
4-Nitroaniline	ND	1200	ug/kg	11
Nitrobenzene	ND	46	ug/kg	11
2-Nitrophenol	ND	230	ug/kg	8.7
4-Nitrophenol	ND	1200	ug/kg	130
N-Nitrosodi-n-propylamine	ND	46	ug/kg	13
N-Nitrosodiphenylamine	ND	46	ug/kg	9.4
Pentachlorophenol	ND	230	ug/kg	40
Phenanthrene	**10 J**	**46**	**ug/kg**	**5.5**

(Continued on next page)

Tetra Tech NUS, Inc

Client Sample ID: SD-03-01

GC/MS Semivolatiles

Lot-Sample #...: C9J020291-021 Work Order #...: LLXMD1AE Matrix.....: SOLID

PARAMETER	RESULT	REPORTING LIMIT	UNITS	MDL
Phenol	ND	46	ug/kg	9.1
Pyrene	**22 J**	**46**	**ug/kg**	**12**
2,4,5-Trichloro-phenol	ND	230	ug/kg	5.6
2,4,6-Trichloro-phenol	ND	230	ug/kg	11

SURROGATE	PERCENT RECOVERY	RECOVERY LIMITS
2,4,6-Tribromophenol	76	(35 - 124)
2-Fluorobiphenyl	68	(35 - 105)
2-Fluorophenol	65	(39 - 103)
Nitrobenzene-d5	64	(25 - 104)
Phenol-d5	63	(25 - 105)
Terphenyl-d14	75	(25 - 127)

NOTE(S):

Results and reporting limits have been adjusted for dry weight.

J Estimated result. Result is less than RL.

Tetra Tech NUS, Inc

Client Sample ID: SD-03-01

GC/MS Semivolatiles

Lot-Sample #...:	C9J020291-022	**Work Order #...:**	LLXME1AE	**Matrix.....:**	SOLID
Date Sampled...:	09/30/09 10:37	**Date Received..:**	10/02/09 10:16	**MS Run #.....:**	9285051
Prep Date.....:	10/12/09	**Analysis Date..:**	10/20/09		
Prep Batch #...:	9285068	**Analysis Time..:**	18:41		
Dilution Factor:	0.5	**Initial Wgt/Vol:**	30 g	**Final Wgt/Vol..:**	5 mL
% Moisture.....:	27	**Analyst ID.....:**	003200	**Instrument ID..:**	731
		Method.....:	SW846 8270C		

PARAMETER	RESULT	REPORTING LIMIT	UNITS	MDL
Benzyl alcohol	ND	230	ug/kg	23
3&4 Methylphenol total	ND	230	ug/kg	10
Benzidine	ND	4600	ug/kg	190
Pyridine	ND	230	ug/kg	4.3
N-Nitrosodimethylamine	ND	46	ug/kg	9.4
Benzoic acid	**63 J**	**1200**	**ug/kg**	**7.6**
1,2,4-Trichloro-benzene	ND	46	ug/kg	5.8
1,2-Diphenylhydrazine (as Azobenzene)	ND	46	ug/kg	9.6
bis(2-Chloroisopropyl) ether	ND	46	ug/kg	10
1,2-Dichlorobenzene	ND	46	ug/kg	8.5
1,3-Dichlorobenzene	ND	46	ug/kg	7.7
1,4-Dichlorobenzene	ND	46	ug/kg	12
1,4-Dioxane	ND	46	ug/kg	11
1-Methylnaphthalene	ND	46	ug/kg	6.9
Aniline	ND	230	ug/kg	10
Acenaphthene	ND	46	ug/kg	7.4
Acenaphthylene	ND	46	ug/kg	9.2
Anthracene	ND	46	ug/kg	8.1
Benzo(a)anthracene	ND	46	ug/kg	7.3
Benzo(a)pyrene	ND	46	ug/kg	13
Benzo(b)fluoranthene	ND	46	ug/kg	9.3
Benzo(ghi)perylene	ND	46	ug/kg	3.4
Benzo(k)fluoranthene	ND	46	ug/kg	9.6
bis(2-Chloroethoxy) methane	ND	230	ug/kg	9.2
bis(2-Chloroethyl)-ether	ND	46	ug/kg	4.0
bis(2-Ethylhexyl) phthalate	ND	230	ug/kg	19
4-Bromophenyl phenyl ether	ND	230	ug/kg	9.8
Butyl benzyl phthalate	**33 J**	**230**	**ug/kg**	**16**
Carbazole	ND	46	ug/kg	6.0
4-Chloroaniline	ND	230	ug/kg	7.1

(Continued on next page)

Tetra Tech NUS, Inc

Client Sample ID: SD-03-01

GC/MS Semivolatiles

Lot-Sample #...: C9J020291-022 Work Order #...: LLXME1AE Matrix.....: SOLID

PARAMETER	RESULT	REPORTING LIMIT	UNITS	MDL
4-Chloro-3-methylphenol	ND	230	ug/kg	6.9
2-Chloronaphthalene	ND	46	ug/kg	6.2
2-Chlorophenol	ND	230	ug/kg	7.1
4-Chlorophenyl phenyl ether	ND	230	ug/kg	10
Chrysene	ND	46	ug/kg	8.0
Dibenz(a,h)anthracene	ND	46	ug/kg	10
Dibenzofuran	ND	230	ug/kg	7.8
3,3'-Dichlorobenzidine	ND	230	ug/kg	43
2,4-Dichlorophenol	ND	46	ug/kg	9.3
Diethyl phthalate	**18 J**	**230**	**ug/kg**	**13**
2,4-Dimethylphenol	ND	230	ug/kg	9.7
Dimethyl phthalate	ND	230	ug/kg	7.7
Di-n-butyl phthalate	ND	230	ug/kg	13
4,6-Dinitro-2-methylphenol	ND	1200	ug/kg	220
2,4-Dinitrophenol	ND	1200	ug/kg	74
2,4-Dinitrotoluene	ND	230	ug/kg	11
2,6-Dinitrotoluene	ND	230	ug/kg	12
Di-n-octyl phthalate	ND	230	ug/kg	5.9
Fluoranthene	**8.3 J**	**46**	**ug/kg**	**3.9**
Fluorene	ND	46	ug/kg	6.9
Hexachlorobenzene	ND	46	ug/kg	8.7
Hexachlorocyclopentadiene	ND	230	ug/kg	8.7
Hexachloroethane	ND	230	ug/kg	7.8
Indeno(1,2,3-cd)pyrene	ND	46	ug/kg	2.5
Isophorone	ND	230	ug/kg	8.9
2-Methylnaphthalene	ND	46	ug/kg	9.0
2-Methylphenol	ND	230	ug/kg	8.5
4-Methylphenol	ND	230	ug/kg	10
Naphthalene	ND	46	ug/kg	6.7
2-Nitroaniline	ND	1200	ug/kg	14
3-Nitroaniline	ND	1200	ug/kg	7.5
4-Nitroaniline	ND	1200	ug/kg	11
Nitrobenzene	ND	46	ug/kg	12
2-Nitrophenol	ND	230	ug/kg	8.8
4-Nitrophenol	ND	1200	ug/kg	140
N-Nitrosodi-n-propylamine	ND	46	ug/kg	13
N-Nitrosodiphenylamine	ND	46	ug/kg	9.4
Pentachlorophenol	ND	230	ug/kg	40
Phenanthrene	ND	46	ug/kg	5.5

(Continued on next page)

Tetra Tech NUS, Inc

Client Sample ID: SD-03-01

GC/MS Semivolatiles

Lot-Sample #...: C9J020291-022 Work Order #...: LLXME1AE Matrix.....: SOLID

PARAMETER	RESULT	REPORTING LIMIT	UNITS	MDL
Phenol	ND	46	ug/kg	9.1
Pyrene	ND	46	ug/kg	12
2,4,5-Trichloro-phenol	ND	230	ug/kg	5.7
2,4,6-Trichloro-phenol	ND	230	ug/kg	11

SURROGATE	PERCENT RECOVERY	RECOVERY LIMITS
2,4,6-Tribromophenol	61	(35 - 124)
2-Fluorobiphenyl	53	(35 - 105)
2-Fluorophenol	51	(39 - 103)
Nitrobenzene-d5	50	(25 - 104)
Phenol-d5	51	(25 - 105)
Terphenyl-d14	58	(25 - 127)

NOTE(S):

Results and reporting limits have been adjusted for dry weight.

J Estimated result. Result is less than RL.

Tetra Tech NUS, Inc

Client Sample ID: SD-03-02

GC/MS Semivolatiles

Lot-Sample #...:	C9J020291-023	**Work Order #...:**	LLXMF1AE	**Matrix.....:**	SOLID
Date Sampled...:	09/30/09 10:40	**Date Received..:**	10/02/09 10:16	**MS Run #.....:**	9285051
Prep Date.....:	10/12/09	**Analysis Date..:**	10/20/09		
Prep Batch #...:	9285068	**Analysis Time..:**	19:04		
Dilution Factor:	0.49	**Initial Wgt/Vol:**	30.4 g	**Final Wgt/Vol..:**	5 mL
% Moisture.....:	16	**Analyst ID.....:**	003200	**Instrument ID..:**	731
		Method.....:	SW846 8270C		

PARAMETER	RESULT	REPORTING LIMIT	UNITS	MDL
Benzyl alcohol	ND	190	ug/kg	20
3&4 Methylphenol total	ND	190	ug/kg	8.5
Benzidine	ND	3900	ug/kg	160
Pyridine	ND	190	ug/kg	3.7
N-Nitrosodimethylamine	ND	39	ug/kg	7.9
Benzoic acid	ND	990	ug/kg	6.4
1,2,4-Trichloro-benzene	ND	39	ug/kg	4.9
1,2-Diphenylhydrazine (as Azobenzene)	ND	39	ug/kg	8.1
bis(2-Chloroisopropyl) ether	ND	39	ug/kg	8.5
1,2-Dichlorobenzene	ND	39	ug/kg	7.2
1,3-Dichlorobenzene	ND	39	ug/kg	6.5
1,4-Dichlorobenzene	ND	39	ug/kg	10
1,4-Dioxane	ND	39	ug/kg	9.4
1-Methylnaphthalene	ND	39	ug/kg	5.9
Aniline	ND	190	ug/kg	8.5
Acenaphthene	ND	39	ug/kg	6.2
Acenaphthylene	ND	39	ug/kg	7.7
Anthracene	ND	39	ug/kg	6.8
Benzo(a)anthracene	ND	39	ug/kg	6.2
Benzo(a)pyrene	ND	39	ug/kg	11
Benzo(b)fluoranthene	ND	39	ug/kg	7.8
Benzo(ghi)perylene	ND	39	ug/kg	2.8
Benzo(k)fluoranthene	ND	39	ug/kg	8.1
bis(2-Chloroethoxy) methane	ND	190	ug/kg	7.8
bis(2-Chloroethyl)-ether	ND	39	ug/kg	3.4
bis(2-Ethylhexyl) phthalate	**30 J**	**190**	**ug/kg**	**16**
4-Bromophenyl phenyl ether	ND	190	ug/kg	8.3
Butyl benzyl phthalate	**28 J**	**190**	**ug/kg**	**14**
Carbazole	ND	39	ug/kg	5.1
4-Chloroaniline	ND	190	ug/kg	6.0

(Continued on next page)

Tetra Tech NUS, Inc

Client Sample ID: SD-03-02

GC/MS Semivolatiles

Lot-Sample #...: C9J020291-023 Work Order #...: LLXMF1AE Matrix.....: SOLID

PARAMETER	RESULT	REPORTING LIMIT	UNITS	MDL
4-Chloro-3-methylphenol	ND	190	ug/kg	5.8
2-Chloronaphthalene	ND	39	ug/kg	5.2
2-Chlorophenol	ND	190	ug/kg	6.0
4-Chlorophenyl phenyl ether	ND	190	ug/kg	8.6
Chrysene	ND	39	ug/kg	6.8
Dibenz(a,h)anthracene	ND	39	ug/kg	8.5
Dibenzofuran	ND	190	ug/kg	6.6
3,3'-Dichlorobenzidine	ND	190	ug/kg	37
2,4-Dichlorophenol	ND	39	ug/kg	7.9
Diethyl phthalate	ND	190	ug/kg	11
2,4-Dimethylphenol	ND	190	ug/kg	8.1
Dimethyl phthalate	ND	190	ug/kg	6.5
Di-n-butyl phthalate	ND	190	ug/kg	11
4,6-Dinitro-2-methylphenol	ND	990	ug/kg	190
2,4-Dinitrophenol	ND	990	ug/kg	62
2,4-Dinitrotoluene	ND	190	ug/kg	9.1
2,6-Dinitrotoluene	ND	190	ug/kg	9.9
Di-n-octyl phthalate	ND	190	ug/kg	5.0
Fluoranthene	ND	39	ug/kg	3.3
Fluorene	ND	39	ug/kg	5.8
Hexachlorobenzene	ND	39	ug/kg	7.3
Hexachlorocyclopentadiene	ND	190	ug/kg	7.4
Hexachloroethane	ND	190	ug/kg	6.6
Indeno(1,2,3-cd)pyrene	ND	39	ug/kg	2.1
Isophorone	ND	190	ug/kg	7.6
2-Methylnaphthalene	ND	39	ug/kg	7.6
2-Methylphenol	ND	190	ug/kg	7.2
4-Methylphenol	ND	190	ug/kg	8.5
Naphthalene	ND	39	ug/kg	5.6
2-Nitroaniline	ND	990	ug/kg	12
3-Nitroaniline	ND	990	ug/kg	6.3
4-Nitroaniline	ND	990	ug/kg	9.5
Nitrobenzene	ND	39	ug/kg	9.8
2-Nitrophenol	ND	190	ug/kg	7.4
4-Nitrophenol	ND	990	ug/kg	110
N-Nitrosodi-n-propylamine	ND	39	ug/kg	11
N-Nitrosodiphenylamine	ND	39	ug/kg	7.9
Pentachlorophenol	ND	190	ug/kg	34
Phenanthrene	ND	39	ug/kg	4.6

(Continued on next page)

Tetra Tech NUS, Inc

Client Sample ID: SD-03-02

GC/MS Semivolatiles

Lot-Sample #...: C9J020291-023 Work Order #...: LLXMF1AE Matrix.....: SOLID

PARAMETER	RESULT	REPORTING LIMIT	UNITS	MDL
Phenol	ND	39	ug/kg	7.7
Pyrene	ND	39	ug/kg	10
2,4,5-Trichlorophenol	ND	190	ug/kg	4.8
2,4,6-Trichlorophenol	ND	190	ug/kg	9.7

SURROGATE	PERCENT RECOVERY	RECOVERY LIMITS
2,4,6-Tribromophenol	68	(35 - 124)
2-Fluorobiphenyl	68	(35 - 105)
2-Fluorophenol	67	(39 - 103)
Nitrobenzene-d5	70	(25 - 104)
Phenol-d5	63	(25 - 105)
Terphenyl-d14	65	(25 - 127)

NOTE(S):

Results and reporting limits have been adjusted for dry weight.

J Estimated result. Result is less than RL.

Tetra Tech NUS, Inc

Client Sample ID: SD-03-SS

GC/MS Semivolatiles

Lot-Sample #...:	C9J020291-010	**Work Order #...:**	LLXLV1AE	**Matrix.....:**	SOLID
Date Sampled...:	09/30/09 10:30	**Date Received..:**	10/02/09 10:16	**MS Run #.....:**	9285051
Prep Date.....:	10/12/09	**Analysis Date..:**	10/20/09		
Prep Batch #...:	9285068	**Analysis Time..:**	17:53		
Dilution Factor:	2.5	**Initial Wgt/Vol:**	30 g	**Final Wgt/Vol..:**	5 mL
% Moisture.....:	26	**Analyst ID.....:**	003200	**Instrument ID..:**	731
		Method.....:	SW846 8270C		

PARAMETER	RESULT	REPORTING LIMIT	UNITS	MDL
Benzyl alcohol	ND	1100	ug/kg	110
3&4 Methylphenol total	ND	1100	ug/kg	50
Benzidine	ND	23000	ug/kg	920
Pyridine	ND	1100	ug/kg	21
N-Nitrosodimethylamine	ND	230	ug/kg	46
Benzoic acid	ND	5800	ug/kg	37
1,2,4-Trichloro-benzene	ND	230	ug/kg	28
1,2-Diphenylhydrazine (as Azobenzene)	ND	230	ug/kg	47
bis(2-Chloroisopropyl) ether	ND	230	ug/kg	49
1,2-Dichlorobenzene	ND	230	ug/kg	42
1,3-Dichlorobenzene	ND	230	ug/kg	38
1,4-Dichlorobenzene	ND	230	ug/kg	58
1,4-Dioxane	ND	230	ug/kg	55
1-Methylnaphthalene	ND	230	ug/kg	34
Aniline	ND	1100	ug/kg	49
Acenaphthene	ND	230	ug/kg	36
Acenaphthylene	ND	230	ug/kg	45
Anthracene	**73 J**	**230**	**ug/kg**	**40**
Benzo(a)anthracene	**290**	**230**	**ug/kg**	**36**
Benzo(a)pyrene	**240**	**230**	**ug/kg**	**63**
Benzo(b)fluoranthene	**410**	**230**	**ug/kg**	**46**
Benzo(ghi)perylene	**190 J**	**230**	**ug/kg**	**17**
Benzo(k)fluoranthene	ND	230	ug/kg	47
bis(2-Chloroethoxy) methane	ND	1100	ug/kg	45
bis(2-Chloroethyl)-ether	ND	230	ug/kg	20
bis(2-Ethylhexyl) phthalate	ND	1100	ug/kg	96
4-Bromophenyl phenyl ether	ND	1100	ug/kg	48
Butyl benzyl phthalate	ND	1100	ug/kg	79
Carbazole	ND	230	ug/kg	30
4-Chloroaniline	ND	1100	ug/kg	35

(Continued on next page)

Tetra Tech NUS, Inc

Client Sample ID: SD-03-SS

GC/MS Semivolatiles

Lot-Sample #...: C9J020291-010 Work Order #...: LLXLV1AE Matrix.....: SOLID

PARAMETER	RESULT	REPORTING LIMIT	UNITS	MDL
4-Chloro-3-methylphenol	ND	1100	ug/kg	34
2-Chloronaphthalene	ND	230	ug/kg	31
2-Chlorophenol	ND	1100	ug/kg	35
4-Chlorophenyl phenyl ether	ND	1100	ug/kg	50
Chrysene	**300**	**230**	**ug/kg**	**39**
Dibenz(a,h)anthracene	ND	230	ug/kg	50
Dibenzofuran	ND	1100	ug/kg	38
3,3'-Dichlorobenzidine	ND	1100	ug/kg	210
2,4-Dichlorophenol	ND	230	ug/kg	46
Diethyl phthalate	ND	1100	ug/kg	64
2,4-Dimethylphenol	ND	1100	ug/kg	47
Dimethyl phthalate	ND	1100	ug/kg	38
Di-n-butyl phthalate	ND	1100	ug/kg	63
4,6-Dinitro-2-methylphenol	ND	5800	ug/kg	1100
2,4-Dinitrophenol	ND	5800	ug/kg	360
2,4-Dinitrotoluene	ND	1100	ug/kg	53
2,6-Dinitrotoluene	ND	1100	ug/kg	58
Di-n-octyl phthalate	ND	1100	ug/kg	29
Fluoranthene	**520**	**230**	**ug/kg**	**19**
Fluorene	ND	230	ug/kg	34
Hexachlorobenzene	ND	230	ug/kg	43
Hexachlorocyclopentadiene	ND	1100	ug/kg	43
Hexachloroethane	ND	1100	ug/kg	38
Indeno(1,2,3-cd)pyrene	**160 J**	**230**	**ug/kg**	**12**
Isophorone	ND	1100	ug/kg	44
2-Methylnaphthalene	ND	230	ug/kg	44
2-Methylphenol	ND	1100	ug/kg	42
4-Methylphenol	ND	1100	ug/kg	50
Naphthalene	ND	230	ug/kg	33
2-Nitroaniline	ND	5800	ug/kg	69
3-Nitroaniline	ND	5800	ug/kg	37
4-Nitroaniline	ND	5800	ug/kg	55
Nitrobenzene	ND	230	ug/kg	57
2-Nitrophenol	ND	1100	ug/kg	43
4-Nitrophenol	ND	5800	ug/kg	670
N-Nitrosodi-n-propylamine	ND	230	ug/kg	63
N-Nitrosodiphenylamine	ND	230	ug/kg	46
Pentachlorophenol	ND	1100	ug/kg	200
Phenanthrene	**180 J**	**230**	**ug/kg**	**27**

(Continued on next page)

Tetra Tech NUS, Inc

Client Sample ID: SD-03-SS

GC/MS Semivolatiles

Lot-Sample #...: C9J020291-010 **Work Order #...:** LLXLV1AE **Matrix.....:** SOLID

PARAMETER	RESULT	REPORTING LIMIT	UNITS	MDL
Phenol	ND	230	ug/kg	45
Pyrene	**570**	**230**	**ug/kg**	**60**
2,4,5-Trichloro-phenol	ND	1100	ug/kg	28
2,4,6-Trichloro-phenol	ND	1100	ug/kg	56

SURROGATE	PERCENT RECOVERY	RECOVERY LIMITS
2,4,6-Tribromophenol	75	(35 - 124)
2-Fluorobiphenyl	71	(35 - 105)
2-Fluorophenol	65	(39 - 103)
Nitrobenzene-d5	66	(25 - 104)
Phenol-d5	63	(25 - 105)
Terphenyl-d14	71	(25 - 127)

NOTE(S):

Results and reporting limits have been adjusted for dry weight.

J Estimated result. Result is less than RL.

Tetra Tech NUS, Inc

Client Sample ID: SD-05-01

GC/MS Semivolatiles

Lot-Sample #...:	C9J020291-015	**Work Order #...:**	LLXL31AE	**Matrix.....:**	SOLID
Date Sampled...:	09/29/09 15:15	**Date Received..:**	10/02/09 10:16	**MS Run #.....:**	9279058
Prep Date.....:	10/06/09	**Analysis Date..:**	10/21/09		
Prep Batch #...:	9279107	**Analysis Time..:**	04:10		
Dilution Factor:	0.5	**Initial Wgt/Vol:**	30 g	**Final Wgt/Vol..:**	5 mL
% Moisture.....:	53	**Analyst ID.....:**	007062	**Instrument ID..:**	722
		Method.....:	SW846 8270C		

PARAMETER	RESULT	REPORTING LIMIT	UNITS	MDL
Benzyl alcohol	ND	350	ug/kg	36
3&4 Methylphenol total	ND	350	ug/kg	16
Benzidine	ND	7200	ug/kg	290
Pyridine	ND	350	ug/kg	6.7
N-Nitrosodimethylamine	ND	72	ug/kg	15
Benzoic acid	ND	1800	ug/kg	12
1,2,4-Trichloro-benzene	ND	72	ug/kg	9.0
1,2-Diphenylhydrazine (as Azobenzene)	ND	72	ug/kg	15
bis(2-Chloroisopropyl) ether	ND	72	ug/kg	16
1,2-Dichlorobenzene	**26 J**	**72**	**ug/kg**	**13**
1,3-Dichlorobenzene	ND	72	ug/kg	12
1,4-Dichlorobenzene	ND	72	ug/kg	18
1,4-Dioxane	ND	72	ug/kg	17
1-Methylnaphthalene	ND	72	ug/kg	11
Aniline	ND	350	ug/kg	16
Acenaphthene	ND	72	ug/kg	11
Acenaphthylene	ND	72	ug/kg	14
Anthracene	ND	72	ug/kg	13
Benzo(a)anthracene	**21 J**	**72**	**ug/kg**	**11**
Benzo(a)pyrene	ND	72	ug/kg	20
Benzo(b)fluoranthene	**18 J**	**72**	**ug/kg**	**14**
Benzo(ghi)perylene	**12 J**	**72**	**ug/kg**	**5.2**
Benzo(k)fluoranthene	ND	72	ug/kg	15
bis(2-Chloroethoxy) methane	ND	350	ug/kg	14
bis(2-Chloroethyl)-ether	ND	72	ug/kg	6.3
bis(2-Ethylhexyl) phthalate	ND	350	ug/kg	30
4-Bromophenyl phenyl ether	ND	350	ug/kg	15
Butyl benzyl phthalate	ND	350	ug/kg	25
Carbazole	ND	72	ug/kg	9.4
4-Chloroaniline	ND	350	ug/kg	11

(Continued on next page)

Tetra Tech NUS, Inc

Client Sample ID: SD-05-01

GC/MS Semivolatiles

Lot-Sample #...: C9J020291-015 Work Order #...: LLXL31AE Matrix.....: SOLID

PARAMETER	RESULT	REPORTING LIMIT	UNITS	MDL
4-Chloro-3-methylphenol	ND	350	ug/kg	11
2-Chloronaphthalene	ND	72	ug/kg	9.6
2-Chlorophenol	ND	350	ug/kg	11
4-Chlorophenyl phenyl ether	ND	350	ug/kg	16
Chrysene	**17 J**	**72**	**ug/kg**	**12**
Dibenz(a,h)anthracene	ND	72	ug/kg	16
Dibenzofuran	ND	350	ug/kg	12
3,3'-Dichlorobenzidine	ND	350	ug/kg	67
2,4-Dichlorophenol	ND	72	ug/kg	14
Diethyl phthalate	ND	350	ug/kg	20
2,4-Dimethylphenol	ND	350	ug/kg	15
Dimethyl phthalate	ND	350	ug/kg	12
Di-n-butyl phthalate	ND	350	ug/kg	20
4,6-Dinitro-2-methylphenol	ND	1800	ug/kg	340
2,4-Dinitrophenol	ND	1800	ug/kg	110
2,4-Dinitrotoluene	ND	350	ug/kg	17
2,6-Dinitrotoluene	ND	350	ug/kg	18
Di-n-octyl phthalate	ND	350	ug/kg	9.2
Fluoranthene	**66 J**	**72**	**ug/kg**	**6.0**
Fluorene	ND	72	ug/kg	11
Hexachlorobenzene	ND	72	ug/kg	14
Hexachlorocyclopentadiene	ND	350	ug/kg	14
Hexachloroethane	ND	350	ug/kg	12
Indeno(1,2,3-cd)pyrene	**11 J**	**72**	**ug/kg**	**3.9**
Isophorone	ND	350	ug/kg	14
2-Methylnaphthalene	ND	72	ug/kg	14
2-Methylphenol	ND	350	ug/kg	13
4-Methylphenol	ND	350	ug/kg	16
Naphthalene	ND	72	ug/kg	10
2-Nitroaniline	ND	1800	ug/kg	22
3-Nitroaniline	ND	1800	ug/kg	12
4-Nitroaniline	ND	1800	ug/kg	17
Nitrobenzene	ND	72	ug/kg	18
2-Nitrophenol	ND	350	ug/kg	14
4-Nitrophenol	ND	1800	ug/kg	210
N-Nitrosodi-n-propylamine	ND	72	ug/kg	20
N-Nitrosodiphenylamine	ND	72	ug/kg	15
Pentachlorophenol	ND	350	ug/kg	62
Phenanthrene	ND	72	ug/kg	8.5

(Continued on next page)

Tetra Tech NUS, Inc

Client Sample ID: SD-05-01

GC/MS Semivolatiles

Lot-Sample #...: C9J020291-015 **Work Order #...:** LLXL31AE **Matrix.....:** SOLID

PARAMETER	RESULT	REPORTING LIMIT	UNITS	MDL
Phenol	ND	72	ug/kg	14
Pyrene	**65 J**	**72**	**ug/kg**	**19**
2,4,5-Trichloro-phenol	ND	350	ug/kg	8.8
2,4,6-Trichloro-phenol	ND	350	ug/kg	18

SURROGATE	PERCENT RECOVERY	RECOVERY LIMITS
2,4,6-Tribromophenol	48	(35 - 124)
2-Fluorobiphenyl	57	(35 - 105)
2-Fluorophenol	55	(39 - 103)
Nitrobenzene-d5	56	(25 - 104)
Phenol-d5	55	(25 - 105)
Terphenyl-d14	59	(25 - 127)

NOTE(S):

Results and reporting limits have been adjusted for dry weight.

J Estimated result. Result is less than RL.

Tetra Tech NUS, Inc

Client Sample ID: SD-05-02

GC/MS Semivolatiles

Lot-Sample #...: C9J020291-016	**Work Order #...:** LLXL51AE	**Matrix.....:** SOLID	
Date Sampled...: 09/29/09 15:20	**Date Received..:** 10/02/09 10:16	**MS Run #.....:** 9279058	
Prep Date.....: 10/06/09	**Analysis Date..:** 10/21/09		
Prep Batch #...: 9279107	**Analysis Time..:** 04:32		
Dilution Factor: 0.99	**Initial Wgt/Vol:** 30.2 g	**Final Wgt/Vol..:** 5 mL	
% Moisture.....: 54	**Analyst ID.....:** 007062	**Instrument ID..:** 722	
	Method.....: SW846 8270C		

PARAMETER	RESULT	REPORTING LIMIT	UNITS	MDL
Benzyl alcohol	ND	710	ug/kg	72
3&4 Methylphenol total	ND	710	ug/kg	31
Benzidine	ND	14000	ug/kg	580
Pyridine	ND	710	ug/kg	13
N-Nitrosodimethylamine	ND	140	ug/kg	29
Benzoic acid	ND	3600	ug/kg	24
1,2,4-Trichloro-benzene	ND	140	ug/kg	18
1,2-Diphenylhydrazine (as Azobenzene)	ND	140	ug/kg	30
bis(2-Chloroisopropyl) ether	ND	140	ug/kg	31
1,2-Dichlorobenzene	ND	140	ug/kg	26
1,3-Dichlorobenzene	ND	140	ug/kg	24
1,4-Dichlorobenzene	ND	140	ug/kg	37
1,4-Dioxane	**180**	**140**	**ug/kg**	**35**
1-Methylnaphthalene	ND	140	ug/kg	22
Aniline	ND	710	ug/kg	31
Acenaphthene	ND	140	ug/kg	23
Acenaphthylene	ND	140	ug/kg	28
Anthracene	ND	140	ug/kg	25
Benzo(a)anthracene	**29 J**	**140**	**ug/kg**	**23**
Benzo(a)pyrene	ND	140	ug/kg	40
Benzo(b)fluoranthene	ND	140	ug/kg	29
Benzo(ghi)perylene	ND	140	ug/kg	10
Benzo(k)fluoranthene	ND	140	ug/kg	30
bis(2-Chloroethoxy) methane	ND	710	ug/kg	29
bis(2-Chloroethyl)-ether	ND	140	ug/kg	13
bis(2-Ethylhexyl) phthalate	ND	710	ug/kg	60
4-Bromophenyl phenyl ether	ND	710	ug/kg	30
Butyl benzyl phthalate	ND	710	ug/kg	50
Carbazole	ND	140	ug/kg	19
4-Chloroaniline	ND	710	ug/kg	22

(Continued on next page)

Tetra Tech NUS, Inc

Client Sample ID: SD-05-02

GC/MS Semivolatiles

Lot-Sample #...: C9J020291-016 Work Order #...: LLXL51AE Matrix.....: SOLID

PARAMETER	RESULT	REPORTING LIMIT	UNITS	MDL
4-Chloro-3-methylphenol	ND	710	ug/kg	21
2-Chloronaphthalene	ND	140	ug/kg	19
2-Chlorophenol	ND	710	ug/kg	22
4-Chlorophenyl phenyl ether	ND	710	ug/kg	32
Chrysene	ND	140	ug/kg	25
Dibenz(a,h)anthracene	ND	140	ug/kg	31
Dibenzofuran	ND	710	ug/kg	24
3,3'-Dichlorobenzidine	ND	710	ug/kg	130
2,4-Dichlorophenol	ND	140	ug/kg	29
Diethyl phthalate	ND	710	ug/kg	40
2,4-Dimethylphenol	ND	710	ug/kg	30
Dimethyl phthalate	ND	710	ug/kg	24
Di-n-butyl phthalate	ND	710	ug/kg	40
4,6-Dinitro-2-methylphenol	ND	3600	ug/kg	690
2,4-Dinitrophenol	ND	3600	ug/kg	230
2,4-Dinitrotoluene	ND	710	ug/kg	33
2,6-Dinitrotoluene	ND	710	ug/kg	36
Di-n-octyl phthalate	ND	710	ug/kg	18
Fluoranthene	**110 J**	**140**	**ug/kg**	**12**
Fluorene	ND	140	ug/kg	22
Hexachlorobenzene	ND	140	ug/kg	27
Hexachlorocyclopentadiene	ND	710	ug/kg	27
Hexachloroethane	ND	710	ug/kg	24
Indeno(1,2,3-cd)pyrene	ND	140	ug/kg	7.8
Isophorone	ND	710	ug/kg	28
2-Methylnaphthalene	ND	140	ug/kg	28
2-Methylphenol	ND	710	ug/kg	26
4-Methylphenol	ND	710	ug/kg	31
Naphthalene	**120 J**	**140**	**ug/kg**	**21**
2-Nitroaniline	ND	3600	ug/kg	44
3-Nitroaniline	ND	3600	ug/kg	23
4-Nitroaniline	ND	3600	ug/kg	35
Nitrobenzene	ND	140	ug/kg	36
2-Nitrophenol	ND	710	ug/kg	27
4-Nitrophenol	ND	3600	ug/kg	420
N-Nitrosodi-n-propylamine	ND	140	ug/kg	40
N-Nitrosodiphenylamine	ND	140	ug/kg	29
Pentachlorophenol	ND	710	ug/kg	120
Phenanthrene	ND	140	ug/kg	17

(Continued on next page)

Tetra Tech NUS, Inc

Client Sample ID: SD-05-02

GC/MS Semivolatiles

Lot-Sample #...: C9J020291-016 Work Order #...: LLXL51AE Matrix.....: SOLID

PARAMETER	RESULT	REPORTING LIMIT	UNITS	MDL
Phenol	ND	140	ug/kg	28
Pyrene	**110 J**	**140**	**ug/kg**	**38**
2,4,5-Trichloro-phenol	ND	710	ug/kg	18
2,4,6-Trichloro-phenol	ND	710	ug/kg	36

SURROGATE	PERCENT RECOVERY	RECOVERY LIMITS
2,4,6-Tribromophenol	45	(35 - 124)
2-Fluorobiphenyl	52	(35 - 105)
2-Fluorophenol	50	(39 - 103)
Nitrobenzene-d5	52	(25 - 104)
Phenol-d5	50	(25 - 105)
Terphenyl-d14	53	(25 - 127)

NOTE(S):

Results and reporting limits have been adjusted for dry weight.

J Estimated result. Result is less than RL.

Tetra Tech NUS, Inc

Client Sample ID: SD-05-SS

GC/MS Semivolatiles

Lot-Sample #...:	C9J020291-014	**Work Order #...:**	LLXL21AE	**Matrix.....:**	SOLID
Date Sampled...:	09/29/09 15:10	**Date Received..:**	10/02/09 10:16	**MS Run #.....:**	9279058
Prep Date.....:	10/06/09	**Analysis Date..:**	10/21/09		
Prep Batch #...:	9279107	**Analysis Time..:**	03:49		
Dilution Factor:	1	**Initial Wgt/Vol:**	30 g	**Final Wgt/Vol..:**	5 mL
% Moisture.....:	62	**Analyst ID.....:**	007062	**Instrument ID..:**	722
		Method.....:	SW846 8270C		

PARAMETER	RESULT	REPORTING LIMIT	UNITS	MDL
Benzyl alcohol	ND	880	ug/kg	90
3&4 Methylphenol total	ND	880	ug/kg	39
Benzidine	ND	18000	ug/kg	730
Pyridine	ND	880	ug/kg	17
N-Nitrosodimethylamine	ND	180	ug/kg	36
Benzoic acid	ND	4500	ug/kg	29
1,2,4-Trichloro-benzene	ND	180	ug/kg	22
1,2-Diphenylhydrazine (as Azobenzene)	ND	180	ug/kg	37
bis(2-Chloroisopropyl) ether	ND	180	ug/kg	39
1,2-Dichlorobenzene	ND	180	ug/kg	33
1,3-Dichlorobenzene	ND	180	ug/kg	30
1,4-Dichlorobenzene	ND	180	ug/kg	46
1,4-Dioxane	ND	180	ug/kg	43
1-Methylnaphthalene	ND	180	ug/kg	27
Aniline	ND	880	ug/kg	39
Acenaphthene	ND	180	ug/kg	29
Acenaphthylene	**36 J**	**180**	**ug/kg**	**35**
Anthracene	**47 J**	**180**	**ug/kg**	**31**
Benzo(a)anthracene	**150 J**	**180**	**ug/kg**	**28**
Benzo(a)pyrene	**130 J**	**180**	**ug/kg**	**50**
Benzo(b)fluoranthene	**240**	**180**	**ug/kg**	**36**
Benzo(ghi)perylene	**110 J**	**180**	**ug/kg**	**13**
Benzo(k)fluoranthene	ND	180	ug/kg	37
bis(2-Chloroethoxy) methane	ND	880	ug/kg	36
bis(2-Chloroethyl)-ether	ND	180	ug/kg	16
bis(2-Ethylhexyl) phthalate	**190 J**	**880**	**ug/kg**	**75**
4-Bromophenyl phenyl ether	ND	880	ug/kg	38
Butyl benzyl phthalate	ND	880	ug/kg	62
Carbazole	ND	180	ug/kg	23
4-Chloroaniline	ND	880	ug/kg	27

(Continued on next page)

Tetra Tech NUS, Inc

Client Sample ID: SD-05-SS

GC/MS Semivolatiles

Lot-Sample #...: C9J020291-014 Work Order #...: LLXL21AE Matrix.....: SOLID

PARAMETER	RESULT	REPORTING LIMIT	UNITS	MDL
4-Chloro-3-methylphenol	ND	880	ug/kg	26
2-Chloronaphthalene	ND	180	ug/kg	24
2-Chlorophenol	ND	880	ug/kg	27
4-Chlorophenyl phenyl ether	ND	880	ug/kg	39
Chrysene	**150 J**	**180**	**ug/kg**	**31**
Dibenz(a,h)anthracene	ND	180	ug/kg	39
Dibenzofuran	ND	880	ug/kg	30
3,3'-Dichlorobenzidine	ND	880	ug/kg	170
2,4-Dichlorophenol	ND	180	ug/kg	36
Diethyl phthalate	ND	880	ug/kg	50
2,4-Dimethylphenol	ND	880	ug/kg	37
Dimethyl phthalate	ND	880	ug/kg	30
Di-n-butyl phthalate	ND	880	ug/kg	49
4,6-Dinitro-2-methylphenol	ND	4500	ug/kg	850
2,4-Dinitrophenol	ND	4500	ug/kg	290
2,4-Dinitrotoluene	ND	880	ug/kg	42
2,6-Dinitrotoluene	ND	880	ug/kg	45
Di-n-octyl phthalate	ND	880	ug/kg	23
Fluoranthene	**360**	**180**	**ug/kg**	**15**
Fluorene	ND	180	ug/kg	27
Hexachlorobenzene	ND	180	ug/kg	34
Hexachlorocyclopentadiene	ND	880	ug/kg	34
Hexachloroethane	ND	880	ug/kg	30
Indeno(1,2,3-cd)pyrene	**89 J**	**180**	**ug/kg**	**9.8**
Isophorone	ND	880	ug/kg	35
2-Methylnaphthalene	ND	180	ug/kg	35
2-Methylphenol	ND	880	ug/kg	33
4-Methylphenol	ND	880	ug/kg	39
Naphthalene	**160 J**	**180**	**ug/kg**	**26**
2-Nitroaniline	ND	4500	ug/kg	54
3-Nitroaniline	ND	4500	ug/kg	29
4-Nitroaniline	ND	4500	ug/kg	43
Nitrobenzene	ND	180	ug/kg	45
2-Nitrophenol	ND	880	ug/kg	34
4-Nitrophenol	ND	4500	ug/kg	520
N-Nitrosodi-n-propylamine	ND	180	ug/kg	49
N-Nitrosodiphenylamine	ND	180	ug/kg	36
Pentachlorophenol	ND	880	ug/kg	150
Phenanthrene	ND	180	ug/kg	21

(Continued on next page)

Tetra Tech NUS, Inc

Client Sample ID: SD-05-SS

GC/MS Semivolatiles

Lot-Sample #...: C9J020291-014 **Work Order #...:** LLXL21AE **Matrix.....:** SOLID

PARAMETER	RESULT	REPORTING LIMIT	UNITS	MDL
Phenol	ND	180	ug/kg	35
Pyrene	**340**	**180**	**ug/kg**	**47**
2,4,5-Trichloro-phenol	ND	880	ug/kg	22
2,4,6-Trichloro-phenol	ND	880	ug/kg	44

SURROGATE	PERCENT RECOVERY	RECOVERY LIMITS
2,4,6-Tribromophenol	37	(35 - 124)
2-Fluorobiphenyl	45	(35 - 105)
2-Fluorophenol	44	(39 - 103)
Nitrobenzene-d5	45	(25 - 104)
Phenol-d5	43	(25 - 105)
Terphenyl-d14	46	(25 - 127)

NOTE(S):

Results and reporting limits have been adjusted for dry weight.

J Estimated result. Result is less than RL.

Tetra Tech NUS, Inc

Client Sample ID: SD-05-SS

GC/MS Semivolatiles

Lot-Sample #...:	C9J020291-048	**Work Order #...:**	LLXNL1AE	**Matrix.....:**	SOLID
Date Sampled...:	09/29/09 15:06	**Date Received..:**	10/02/09 10:16	**MS Run #.....:**	9279058
Prep Date.....:	10/06/09	**Analysis Date..:**	10/21/09		
Prep Batch #...:	9279107	**Analysis Time..:**	05:37		
Dilution Factor:	1	**Initial Wgt/Vol:**	30 g	**Final Wgt/Vol..:**	5 mL
% Moisture.....:	62	**Analyst ID.....:**	007062	**Instrument ID..:**	722
		Method.....:	SW846 8270C		

PARAMETER	RESULT	REPORTING LIMIT	UNITS	MDL
Benzyl alcohol	ND	870	ug/kg	89
3&4 Methylphenol total	ND	870	ug/kg	39
Benzidine	ND	18000	ug/kg	720
Pyridine	ND	870	ug/kg	17
N-Nitrosodimethylamine	ND	180	ug/kg	36
Benzoic acid	ND	4500	ug/kg	29
1,2,4-Trichloro-benzene	ND	180	ug/kg	22
1,2-Diphenylhydrazine (as Azobenzene)	ND	180	ug/kg	37
bis(2-Chloroisopropyl) ether	ND	180	ug/kg	38
1,2-Dichlorobenzene	ND	180	ug/kg	32
1,3-Dichlorobenzene	ND	180	ug/kg	29
1,4-Dichlorobenzene	ND	180	ug/kg	45
1,4-Dioxane	**120 J**	**180**	**ug/kg**	**42**
1-Methylnaphthalene	ND	180	ug/kg	27
Aniline	ND	870	ug/kg	38
Acenaphthene	ND	180	ug/kg	28
Acenaphthylene	**38 J**	**180**	**ug/kg**	**35**
Anthracene	**51 J**	**180**	**ug/kg**	**31**
Benzo(a)anthracene	**140 J**	**180**	**ug/kg**	**28**
Benzo(a)pyrene	**120 J**	**180**	**ug/kg**	**49**
Benzo(b)fluoranthene	**210**	**180**	**ug/kg**	**36**
Benzo(ghi)perylene	**94 J**	**180**	**ug/kg**	**13**
Benzo(k)fluoranthene	ND	180	ug/kg	37
bis(2-Chloroethoxy) methane	ND	870	ug/kg	35
bis(2-Chloroethyl)-ether	ND	180	ug/kg	15
bis(2-Ethylhexyl) phthalate	**180 J**	**870**	**ug/kg**	**74**
4-Bromophenyl phenyl ether	ND	870	ug/kg	37
Butyl benzyl phthalate	ND	870	ug/kg	61
Carbazole	ND	180	ug/kg	23
4-Chloroaniline	ND	870	ug/kg	27

(Continued on next page)

Tetra Tech NUS, Inc

Client Sample ID: SD-05-SS

GC/MS Semivolatiles

Lot-Sample #...: C9J020291-048 Work Order #...: LLXNL1AE Matrix.....: SOLID

PARAMETER	RESULT	REPORTING LIMIT	UNITS	MDL
4-Chloro-3-methylphenol	ND	870	ug/kg	26
2-Chloronaphthalene	ND	180	ug/kg	24
2-Chlorophenol	ND	870	ug/kg	27
4-Chlorophenyl phenyl ether	ND	870	ug/kg	39
Chrysene	**130 J**	**180**	**ug/kg**	**31**
Dibenz(a,h)anthracene	**130 J**	**180**	**ug/kg**	**39**
Dibenzofuran	ND	870	ug/kg	30
3,3'-Dichlorobenzidine	ND	870	ug/kg	170
2,4-Dichlorophenol	ND	180	ug/kg	36
Diethyl phthalate	ND	870	ug/kg	50
2,4-Dimethylphenol	ND	870	ug/kg	37
Dimethyl phthalate	ND	870	ug/kg	30
Di-n-butyl phthalate	ND	870	ug/kg	49
4,6-Dinitro-2-methylphenol	ND	4500	ug/kg	840
2,4-Dinitrophenol	ND	4500	ug/kg	280
2,4-Dinitrotoluene	ND	870	ug/kg	41
2,6-Dinitrotoluene	ND	870	ug/kg	45
Di-n-octyl phthalate	ND	870	ug/kg	23
Fluoranthene	**360**	**180**	**ug/kg**	**15**
Fluorene	ND	180	ug/kg	26
Hexachlorobenzene	ND	180	ug/kg	33
Hexachlorocyclopentadiene	ND	870	ug/kg	33
Hexachloroethane	ND	870	ug/kg	30
Indeno(1,2,3-cd)pyrene	**77 J**	**180**	**ug/kg**	**9.6**
Isophorone	ND	870	ug/kg	34
2-Methylnaphthalene	ND	180	ug/kg	35
2-Methylphenol	ND	870	ug/kg	32
4-Methylphenol	ND	870	ug/kg	39
Naphthalene	**170 J**	**180**	**ug/kg**	**26**
2-Nitroaniline	ND	4500	ug/kg	54
3-Nitroaniline	ND	4500	ug/kg	29
4-Nitroaniline	ND	4500	ug/kg	43
Nitrobenzene	ND	180	ug/kg	44
2-Nitrophenol	ND	870	ug/kg	33
4-Nitrophenol	ND	4500	ug/kg	520
N-Nitrosodi-n-propylamine	ND	180	ug/kg	49
N-Nitrosodiphenylamine	ND	180	ug/kg	36
Pentachlorophenol	ND	870	ug/kg	150
Phenanthrene	ND	180	ug/kg	21

(Continued on next page)

Tetra Tech NUS, Inc

Client Sample ID: SD-05-SS

GC/MS Semivolatiles

Lot-Sample #...: C9J020291-048 Work Order #...: LLXNL1AE Matrix.....: SOLID

PARAMETER	RESULT	REPORTING LIMIT	UNITS	MDL
Phenol	ND	180	ug/kg	35
Pyrene	**330**	**180**	**ug/kg**	**47**
2,4,5-Trichloro-phenol	ND	870	ug/kg	22
2,4,6-Trichloro-phenol	ND	870	ug/kg	44

SURROGATE	PERCENT RECOVERY	RECOVERY LIMITS
2,4,6-Tribromophenol	56	(35 - 124)
2-Fluorobiphenyl	61	(35 - 105)
2-Fluorophenol	56	(39 - 103)
Nitrobenzene-d5	58	(25 - 104)
Phenol-d5	56	(25 - 105)
Terphenyl-d14	61	(25 - 127)

NOTE(S):

Results and reporting limits have been adjusted for dry weight.

J Estimated result. Result is less than RL.

Tetra Tech NUS, Inc

Client Sample ID: SD-06-01

GC/MS Semivolatiles

Lot-Sample #...:	C9J020291-037	**Work Order #...:**	LLXM51AE	**Matrix.....:**	SOLID
Date Sampled...:	09/30/09 15:50	**Date Received..:**	10/02/09 10:16	**MS Run #.....:**	
Prep Date.....:	10/14/09	**Analysis Date..:**	10/21/09		
Prep Batch #...:	9287197	**Analysis Time..:**	08:07		
Dilution Factor:	1	**Initial Wgt/Vol:**	30 g	**Final Wgt/Vol..:**	5 mL
% Moisture.....:	67	**Analyst ID.....:**	007062	**Instrument ID..:**	722
		Method.....:	SW846 8270C		

PARAMETER	RESULT	REPORTING LIMIT	UNITS	MDL
Benzyl alcohol	ND	990	ug/kg	100
3&4 Methylphenol total	ND	990	ug/kg	44
Benzidine	ND	20000	ug/kg	820
Pyridine	ND	990	ug/kg	19
N-Nitrosodimethylamine	ND	200	ug/kg	41
Benzoic acid	ND	5100	ug/kg	33
1,2,4-Trichloro-benzene	ND	200	ug/kg	25
1,2-Diphenylhydrazine (as Azobenzene)	ND	200	ug/kg	42
bis(2-Chloroisopropyl) ether	ND	200	ug/kg	44
1,2-Dichlorobenzene	ND	200	ug/kg	37
1,3-Dichlorobenzene	ND	200	ug/kg	34
1,4-Dichlorobenzene	ND	200	ug/kg	51
1,4-Dioxane	**320**	**200**	**ug/kg**	**48**
1-Methylnaphthalene	ND	200	ug/kg	30
Aniline	ND	990	ug/kg	44
Acenaphthene	ND	200	ug/kg	32
Acenaphthylene	**48 J**	**200**	**ug/kg**	**40**
Anthracene	**74 J**	**200**	**ug/kg**	**35**
Benzo(a)anthracene	**180 J**	**200**	**ug/kg**	**32**
Benzo(a)pyrene	**180 J**	**200**	**ug/kg**	**56**
Benzo(b)fluoranthene	**340**	**200**	**ug/kg**	**40**
Benzo(ghi)perylene	**130 J**	**200**	**ug/kg**	**15**
Benzo(k)fluoranthene	ND	200	ug/kg	42
bis(2-Chloroethoxy) methane	ND	990	ug/kg	40
bis(2-Chloroethyl)-ether	ND	200	ug/kg	18
bis(2-Ethylhexyl) phthalate	ND	990	ug/kg	85
4-Bromophenyl phenyl ether	ND	990	ug/kg	43
Butyl benzyl phthalate	ND	990	ug/kg	70
Carbazole	ND	200	ug/kg	26
4-Chloroaniline	ND	990	ug/kg	31

(Continued on next page)

Tetra Tech NUS, Inc

Client Sample ID: SD-06-01

GC/MS Semivolatiles

Lot-Sample #...: C9J020291-037 **Work Order #...:** LLXM51AE **Matrix.....:** SOLID

PARAMETER	RESULT	REPORTING LIMIT	UNITS	MDL
4-Chloro-3-methylphenol	ND	990	ug/kg	30
2-Chloronaphthalene	ND	200	ug/kg	27
2-Chlorophenol	ND	990	ug/kg	31
4-Chlorophenyl phenyl ether	ND	990	ug/kg	44
Chrysene	**220**	**200**	**ug/kg**	**35**
Dibenz(a,h)anthracene	ND	200	ug/kg	44
Dibenzofuran	ND	990	ug/kg	34
3,3'-Dichlorobenzidine	ND	990	ug/kg	190
2,4-Dichlorophenol	ND	200	ug/kg	41
Diethyl phthalate	ND	990	ug/kg	56
2,4-Dimethylphenol	ND	990	ug/kg	42
Dimethyl phthalate	ND	990	ug/kg	34
Di-n-butyl phthalate	ND	990	ug/kg	56
4,6-Dinitro-2-methylphenol	ND	5100	ug/kg	960
2,4-Dinitrophenol	ND	5100	ug/kg	320
2,4-Dinitrotoluene	ND	990	ug/kg	47
2,6-Dinitrotoluene	ND	990	ug/kg	51
Di-n-octyl phthalate	ND	990	ug/kg	26
Fluoranthene	**450**	**200**	**ug/kg**	**17**
Fluorene	ND	200	ug/kg	30
Hexachlorobenzene	ND	200	ug/kg	38
Hexachlorocyclopentadiene	ND	990	ug/kg	38
Hexachloroethane	ND	990	ug/kg	34
Indeno(1,2,3-cd)pyrene	**120 J**	**200**	**ug/kg**	**11**
Isophorone	ND	990	ug/kg	39
2-Methylnaphthalene	**67 J**	**200**	**ug/kg**	**39**
2-Methylphenol	ND	990	ug/kg	37
4-Methylphenol	ND	990	ug/kg	44
Naphthalene	**220**	**200**	**ug/kg**	**29**
2-Nitroaniline	ND	5100	ug/kg	61
3-Nitroaniline	ND	5100	ug/kg	33
4-Nitroaniline	ND	5100	ug/kg	49
Nitrobenzene	ND	200	ug/kg	50
2-Nitrophenol	ND	990	ug/kg	38
4-Nitrophenol	ND	5100	ug/kg	590
N-Nitrosodi-n-propylamine	ND	200	ug/kg	55
N-Nitrosodiphenylamine	ND	200	ug/kg	41
Pentachlorophenol	ND	990	ug/kg	170
Phenanthrene	ND	200	ug/kg	24

(Continued on next page)

Tetra Tech NUS, Inc

Client Sample ID: SD-06-01

GC/MS Semivolatiles

Lot-Sample #...: C9J020291-037 Work Order #...: LLXM51AE Matrix.....: SOLID

PARAMETER	RESULT	REPORTING LIMIT	UNITS	MDL
Phenol	ND	200	ug/kg	40
Pyrene	**410**	**200**	**ug/kg**	**53**
2,4,5-Trichloro-phenol	ND	990	ug/kg	25
2,4,6-Trichloro-phenol	ND	990	ug/kg	50

SURROGATE	PERCENT RECOVERY	RECOVERY LIMITS
2,4,6-Tribromophenol	38	(35 - 124)
2-Fluorobiphenyl	73	(35 - 105)
2-Fluorophenol	60	(39 - 103)
Nitrobenzene-d5	63	(25 - 104)
Phenol-d5	64	(25 - 105)
Terphenyl-d14	54	(25 - 127)

NOTE(S):

Results and reporting limits have been adjusted for dry weight.

J Estimated result. Result is less than RL.

Tetra Tech NUS, Inc

Client Sample ID: SD-06-02

GC/MS Semivolatiles

Lot-Sample #...:	C9J020291-038	**Work Order #...:**	LLXM71AE	**Matrix.....:**	SOLID
Date Sampled...:	09/30/09 15:55	**Date Received..:**	10/02/09 10:16	**MS Run #.....:**	
Prep Date.....:	10/14/09	**Analysis Date..:**	10/21/09		
Prep Batch #...:	9287197	**Analysis Time..:**	08:28		
Dilution Factor:	1	**Initial Wgt/Vol:**	30 g	**Final Wgt/Vol..:**	5 mL
% Moisture.....:	65	**Analyst ID.....:**	007062	**Instrument ID..:**	722
		Method.....:	SW846 8270C		

PARAMETER	RESULT	REPORTING LIMIT	UNITS	MDL
Benzyl alcohol	ND	950	ug/kg	97
3&4 Methylphenol total	ND	950	ug/kg	42
Benzidine	ND	19000	ug/kg	780
Pyridine	ND	950	ug/kg	18
N-Nitrosodimethylamine	ND	190	ug/kg	39
Benzoic acid	ND	4900	ug/kg	32
1,2,4-Trichloro-benzene	ND	190	ug/kg	24
1,2-Diphenylhydrazine (as Azobenzene)	ND	190	ug/kg	40
bis(2-Chloroisopropyl) ether	ND	190	ug/kg	42
1,2-Dichlorobenzene	ND	190	ug/kg	35
1,3-Dichlorobenzene	ND	190	ug/kg	32
1,4-Dichlorobenzene	ND	190	ug/kg	49
1,4-Dioxane	ND	190	ug/kg	46
1-Methylnaphthalene	ND	190	ug/kg	29
Aniline	ND	950	ug/kg	42
Acenaphthene	ND	190	ug/kg	31
Acenaphthylene	ND	190	ug/kg	38
Anthracene	**37 J**	**190**	**ug/kg**	**34**
Benzo(a)anthracene	**68 J**	**190**	**ug/kg**	**31**
Benzo(a)pyrene	ND	190	ug/kg	54
Benzo(b)fluoranthene	**67 J**	**190**	**ug/kg**	**39**
Benzo(ghi)perylene	ND	190	ug/kg	14
Benzo(k)fluoranthene	**42 J**	**190**	**ug/kg**	**40**
bis(2-Chloroethoxy) methane	ND	950	ug/kg	38
bis(2-Chloroethyl)-ether	ND	190	ug/kg	17
bis(2-Ethylhexyl) phthalate	ND	950	ug/kg	81
4-Bromophenyl phenyl ether	ND	950	ug/kg	41
Butyl benzyl phthalate	ND	950	ug/kg	67
Carbazole	ND	190	ug/kg	25
4-Chloroaniline	ND	950	ug/kg	30

(Continued on next page)

Tetra Tech NUS, Inc

Client Sample ID: SD-06-02

GC/MS Semivolatiles

Lot-Sample #...: C9J020291-038 Work Order #...: LLXM71AE Matrix.....: SOLID

PARAMETER	RESULT	REPORTING LIMIT	UNITS	MDL
4-Chloro-3-methylphenol	ND	950	ug/kg	29
2-Chloronaphthalene	ND	190	ug/kg	26
2-Chlorophenol	ND	950	ug/kg	29
4-Chlorophenyl phenyl ether	ND	950	ug/kg	42
Chrysene	**71 J**	**190**	**ug/kg**	**34**
Dibenz(a,h)anthracene	ND	190	ug/kg	42
Dibenzofuran	ND	950	ug/kg	32
3,3'-Dichlorobenzidine	ND	950	ug/kg	180
2,4-Dichlorophenol	ND	190	ug/kg	39
Diethyl phthalate	ND	950	ug/kg	54
2,4-Dimethylphenol	ND	950	ug/kg	40
Dimethyl phthalate	ND	950	ug/kg	32
Di-n-butyl phthalate	ND	950	ug/kg	53
4,6-Dinitro-2-methylphenol	ND	4900	ug/kg	920
2,4-Dinitrophenol	ND	4900	ug/kg	310
2,4-Dinitrotoluene	ND	950	ug/kg	45
2,6-Dinitrotoluene	ND	950	ug/kg	49
Di-n-octyl phthalate	ND	950	ug/kg	25
Fluoranthene	**200**	**190**	**ug/kg**	**16**
Fluorene	ND	190	ug/kg	29
Hexachlorobenzene	ND	190	ug/kg	36
Hexachlorocyclopentadiene	ND	950	ug/kg	36
Hexachloroethane	ND	950	ug/kg	32
Indeno(1,2,3-cd)pyrene	ND	190	ug/kg	11
Isophorone	ND	950	ug/kg	37
2-Methylnaphthalene	ND	190	ug/kg	38
2-Methylphenol	ND	950	ug/kg	35
4-Methylphenol	ND	950	ug/kg	42
Naphthalene	**170 J**	**190**	**ug/kg**	**28**
2-Nitroaniline	ND	4900	ug/kg	59
3-Nitroaniline	ND	4900	ug/kg	31
4-Nitroaniline	ND	4900	ug/kg	47
Nitrobenzene	ND	190	ug/kg	48
2-Nitrophenol	ND	950	ug/kg	37
4-Nitrophenol	ND	4900	ug/kg	560
N-Nitrosodi-n-propylamine	ND	190	ug/kg	53
N-Nitrosodiphenylamine	ND	190	ug/kg	39
Pentachlorophenol	ND	950	ug/kg	170
Phenanthrene	ND	190	ug/kg	23

(Continued on next page)

Tetra Tech NUS, Inc

Client Sample ID: SD-06-02

GC/MS Semivolatiles

Lot-Sample #...: C9J020291-038 Work Order #...: LLXM71AE Matrix.....: SOLID

PARAMETER	RESULT	REPORTING LIMIT	UNITS	MDL
Phenol	ND	190	ug/kg	38
Pyrene	**200**	**190**	**ug/kg**	**51**
2,4,5-Trichloro-phenol	ND	950	ug/kg	24
2,4,6-Trichloro-phenol	ND	950	ug/kg	48

SURROGATE	PERCENT RECOVERY	RECOVERY LIMITS
2,4,6-Tribromophenol	47	(35 - 124)
2-Fluorobiphenyl	68	(35 - 105)
2-Fluorophenol	63	(39 - 103)
Nitrobenzene-d5	66	(25 - 104)
Phenol-d5	64	(25 - 105)
Terphenyl-d14	75	(25 - 127)

NOTE(S):

Results and reporting limits have been adjusted for dry weight.

J Estimated result. Result is less than RL.

Tetra Tech NUS, Inc

Client Sample ID: SD-06-SS

GC/MS Semivolatiles

Lot-Sample #...:	C9J020291-036	**Work Order #...:**	LLXM41AE	**Matrix.....:**	SOLID
Date Sampled...:	09/30/09 15:43	**Date Received..:**	10/02/09 10:16	**MS Run #.....:**	
Prep Date.....:	10/14/09	**Analysis Date..:**	10/21/09		
Prep Batch #...:	9287197	**Analysis Time..:**	07:45		
Dilution Factor:	0.99	**Initial Wgt/Vol:**	30.2 g	**Final Wgt/Vol..:**	5 mL
% Moisture.....:	69	**Analyst ID.....:**	007062	**Instrument ID..:**	722
		Method.....:	SW846 8270C		

PARAMETER	RESULT	REPORTING LIMIT	UNITS	MDL
Benzyl alcohol	ND	1100	ug/kg	110
3&4 Methylphenol total	ND	1100	ug/kg	47
Benzidine	ND	22000	ug/kg	880
Pyridine	ND	1100	ug/kg	20
N-Nitrosodimethylamine	ND	220	ug/kg	44
Benzoic acid	ND	5500	ug/kg	36
1,2,4-Trichloro-benzene	ND	220	ug/kg	27
1,2-Diphenylhydrazine (as Azobenzene)	ND	220	ug/kg	45
bis(2-Chloroisopropyl) ether	ND	220	ug/kg	47
1,2-Dichlorobenzene	ND	220	ug/kg	40
1,3-Dichlorobenzene	ND	220	ug/kg	36
1,4-Dichlorobenzene	ND	220	ug/kg	55
1,4-Dioxane	ND	220	ug/kg	52
1-Methylnaphthalene	ND	220	ug/kg	32
Aniline	ND	1100	ug/kg	47
Acenaphthene	ND	220	ug/kg	34
Acenaphthylene	**47 J**	**220**	**ug/kg**	**43**
Anthracene	**63 J**	**220**	**ug/kg**	**38**
Benzo(a)anthracene	**180 J**	**220**	**ug/kg**	**34**
Benzo(a)pyrene	**170 J**	**220**	**ug/kg**	**60**
Benzo(b)fluoranthene	**340**	**220**	**ug/kg**	**43**
Benzo(ghi)perylene	**140 J**	**220**	**ug/kg**	**16**
Benzo(k)fluoranthene	ND	220	ug/kg	45
bis(2-Chloroethoxy) methane	ND	1100	ug/kg	43
bis(2-Chloroethyl)-ether	ND	220	ug/kg	19
bis(2-Ethylhexyl) phthalate	**240 J**	**1100**	**ug/kg**	**91**
4-Bromophenyl phenyl ether	ND	1100	ug/kg	46
Butyl benzyl phthalate	ND	1100	ug/kg	75
Carbazole	ND	220	ug/kg	28
4-Chloroaniline	ND	1100	ug/kg	33

(Continued on next page)

Tetra Tech NUS, Inc

Client Sample ID: SD-06-SS

GC/MS Semivolatiles

Lot-Sample #...: C9J020291-036 Work Order #...: LLXM41AE Matrix.....: SOLID

PARAMETER	RESULT	REPORTING LIMIT	UNITS	MDL
4-Chloro-3-methylphenol	ND	1100	ug/kg	32
2-Chloronaphthalene	ND	220	ug/kg	29
2-Chlorophenol	ND	1100	ug/kg	33
4-Chlorophenyl phenyl ether	ND	1100	ug/kg	47
Chrysene	**200 J**	**220**	**ug/kg**	**37**
Dibenz(a,h)anthracene	ND	220	ug/kg	47
Dibenzofuran	ND	1100	ug/kg	36
3,3'-Dichlorobenzidine	ND	1100	ug/kg	200
2,4-Dichlorophenol	ND	220	ug/kg	44
Diethyl phthalate	ND	1100	ug/kg	61
2,4-Dimethylphenol	ND	1100	ug/kg	45
Dimethyl phthalate	ND	1100	ug/kg	36
Di-n-butyl phthalate	ND	1100	ug/kg	60
4,6-Dinitro-2-methylphenol	ND	5500	ug/kg	1000
2,4-Dinitrophenol	ND	5500	ug/kg	340
2,4-Dinitrotoluene	ND	1100	ug/kg	50
2,6-Dinitrotoluene	ND	1100	ug/kg	55
Di-n-octyl phthalate	ND	1100	ug/kg	28
Fluoranthene	**460**	**220**	**ug/kg**	**18**
Fluorene	ND	220	ug/kg	32
Hexachlorobenzene	ND	220	ug/kg	41
Hexachlorocyclopentadiene	ND	1100	ug/kg	41
Hexachloroethane	ND	1100	ug/kg	36
Indeno(1,2,3-cd)pyrene	**120 J**	**220**	**ug/kg**	**12**
Isophorone	ND	1100	ug/kg	42
2-Methylnaphthalene	ND	220	ug/kg	42
2-Methylphenol	ND	1100	ug/kg	40
4-Methylphenol	ND	1100	ug/kg	47
Naphthalene	**200 J**	**220**	**ug/kg**	**31**
2-Nitroaniline	ND	5500	ug/kg	66
3-Nitroaniline	ND	5500	ug/kg	35
4-Nitroaniline	ND	5500	ug/kg	52
Nitrobenzene	ND	220	ug/kg	54
2-Nitrophenol	ND	1100	ug/kg	41
4-Nitrophenol	ND	5500	ug/kg	630
N-Nitrosodi-n-propylamine	ND	220	ug/kg	60
N-Nitrosodiphenylamine	ND	220	ug/kg	44
Pentachlorophenol	ND	1100	ug/kg	190
Phenanthrene	ND	220	ug/kg	26

(Continued on next page)

Tetra Tech NUS, Inc

Client Sample ID: SD-06-SS

GC/MS Semivolatiles

Lot-Sample #...: C9J020291-036 **Work Order #...:** LLXM41AE **Matrix.....:** SOLID

PARAMETER	RESULT	REPORTING LIMIT	UNITS	MDL
Phenol	ND	220	ug/kg	43
Pyrene	**410**	**220**	**ug/kg**	**57**
2,4,5-Trichloro-phenol	ND	1100	ug/kg	26
2,4,6-Trichloro-phenol	ND	1100	ug/kg	53

SURROGATE	PERCENT RECOVERY	RECOVERY LIMITS
2,4,6-Tribromophenol	43	(35 - 124)
2-Fluorobiphenyl	61	(35 - 105)
2-Fluorophenol	51	(39 - 103)
Nitrobenzene-d5	51	(25 - 104)
Phenol-d5	54	(25 - 105)
Terphenyl-d14	62	(25 - 127)

NOTE(S):

Results and reporting limits have been adjusted for dry weight.

J Estimated result. Result is less than RL.

Tetra Tech NUS, Inc

Client Sample ID: SD-07-01

GC/MS Semivolatiles

Lot-Sample #...:	C9J020291-001	**Work Order #...:**	LLXLA1AC	**Matrix.....:**	SOLID
Date Sampled...:	09/29/09 17:25	**Date Received..:**	10/02/09 10:16	**MS Run #.....:**	9279058
Prep Date.....:	10/06/09	**Analysis Date..:**	10/21/09		
Prep Batch #...:	9279107	**Analysis Time..:**	01:17		
Dilution Factor:	0.99	**Initial Wgt/Vol:**	30.2 g	**Final Wgt/Vol..:**	5 mL
% Moisture.....:	52	**Analyst ID.....:**	007062	**Instrument ID..:**	722
		Method.....:	SW846 8270C		

PARAMETER	RESULT	REPORTING LIMIT	UNITS	MDL
Benzyl alcohol	ND	680	ug/kg	70
3&4 Methylphenol total	ND	680	ug/kg	30
Benzidine	ND	14000	ug/kg	570
Pyridine	ND	680	ug/kg	13
N-Nitrosodimethylamine	ND	140	ug/kg	28
Benzoic acid	**4900**	**3500**	**ug/kg**	**23**
1,2,4-Trichloro-benzene	ND	140	ug/kg	17
1,2-Diphenylhydrazine (as Azobenzene)	ND	140	ug/kg	29
bis(2-Chloroisopropyl) ether	ND	140	ug/kg	30
1,2-Dichlorobenzene	ND	140	ug/kg	26
1,3-Dichlorobenzene	ND	140	ug/kg	23
1,4-Dichlorobenzene	ND	140	ug/kg	36
1,4-Dioxane	ND	140	ug/kg	34
1-Methylnaphthalene	ND	140	ug/kg	21
Aniline	ND	680	ug/kg	30
Acenaphthene	ND	140	ug/kg	22
Acenaphthylene	ND	140	ug/kg	28
Anthracene	ND	140	ug/kg	24
Benzo(a)anthracene	ND	140	ug/kg	22
Benzo(a)pyrene	ND	140	ug/kg	39
Benzo(b)fluoranthene	ND	140	ug/kg	28
Benzo(ghi)perylene	ND	140	ug/kg	10
Benzo(k)fluoranthene	ND	140	ug/kg	29
bis(2-Chloroethoxy) methane	ND	680	ug/kg	28
bis(2-Chloroethyl)-ether	ND	140	ug/kg	12
bis(2-Ethylhexyl) phthalate	ND	680	ug/kg	59
4-Bromophenyl phenyl ether	ND	680	ug/kg	29
Butyl benzyl phthalate	ND	680	ug/kg	48
Carbazole	ND	140	ug/kg	18
4-Chloroaniline	ND	680	ug/kg	21

(Continued on next page)

Tetra Tech NUS, Inc

Client Sample ID: SD-07-01

GC/MS Semivolatiles

Lot-Sample #...: C9J020291-001 Work Order #...: LLXLA1AC Matrix.....: SOLID

PARAMETER	RESULT	REPORTING LIMIT	UNITS	MDL
4-Chloro-3-methylphenol	ND	680	ug/kg	21
2-Chloronaphthalene	ND	140	ug/kg	19
2-Chlorophenol	ND	680	ug/kg	21
4-Chlorophenyl phenyl ether	ND	680	ug/kg	31
Chrysene	ND	140	ug/kg	24
Dibenz(a,h)anthracene	ND	140	ug/kg	30
Dibenzofuran	ND	680	ug/kg	23
3,3'-Dichlorobenzidine	ND	680	ug/kg	130
2,4-Dichlorophenol	ND	140	ug/kg	28
Diethyl phthalate	ND	680	ug/kg	39
2,4-Dimethylphenol	ND	680	ug/kg	29
Dimethyl phthalate	ND	680	ug/kg	23
Di-n-butyl phthalate	ND	680	ug/kg	39
4,6-Dinitro-2-methylphenol	ND	3500	ug/kg	670
2,4-Dinitrophenol	ND	3500	ug/kg	220
2,4-Dinitrotoluene	ND	680	ug/kg	32
2,6-Dinitrotoluene	ND	680	ug/kg	35
Di-n-octyl phthalate	**280 J**	**680**	**ug/kg**	**18**
Fluoranthene	ND	140	ug/kg	12
Fluorene	ND	140	ug/kg	21
Hexachlorobenzene	ND	140	ug/kg	26
Hexachlorocyclopentadiene	ND	680	ug/kg	26
Hexachloroethane	ND	680	ug/kg	23
Indeno(1,2,3-cd)pyrene	ND	140	ug/kg	7.6
Isophorone	ND	680	ug/kg	27
2-Methylnaphthalene	ND	140	ug/kg	27
2-Methylphenol	ND	680	ug/kg	26
4-Methylphenol	ND	680	ug/kg	30
Naphthalene	ND	140	ug/kg	20
2-Nitroaniline	ND	3500	ug/kg	42
3-Nitroaniline	ND	3500	ug/kg	23
4-Nitroaniline	ND	3500	ug/kg	34
Nitrobenzene	ND	140	ug/kg	35
2-Nitrophenol	ND	680	ug/kg	26
4-Nitrophenol	ND	3500	ug/kg	410
N-Nitrosodi-n-propylamine	ND	140	ug/kg	38
N-Nitrosodiphenylamine	ND	140	ug/kg	28
Pentachlorophenol	ND	680	ug/kg	120
Phenanthrene	ND	140	ug/kg	17

(Continued on next page)

Tetra Tech NUS, Inc

Client Sample ID: SD-07-01

GC/MS Semivolatiles

Lot-Sample #...: C9J020291-001 **Work Order #...:** LLXLA1AC **Matrix.....:** SOLID

PARAMETER	RESULT	REPORTING LIMIT	UNITS	MDL
Phenol	ND	140	ug/kg	27
Pyrene	ND	140	ug/kg	37
2,4,5-Trichloro-phenol	ND	680	ug/kg	17
2,4,6-Trichloro-phenol	ND	680	ug/kg	34

SURROGATE	PERCENT RECOVERY	RECOVERY LIMITS
2,4,6-Tribromophenol	65	(35 - 124)
2-Fluorobiphenyl	73	(35 - 105)
2-Fluorophenol	67	(39 - 103)
Nitrobenzene-d5	65	(25 - 104)
Phenol-d5	69	(25 - 105)
Terphenyl-d14	69	(25 - 127)

NOTE(S):

Results and reporting limits have been adjusted for dry weight.

J Estimated result. Result is less than RL.

Tetra Tech NUS, Inc

Client Sample ID: SD-07-02

GC/MS Semivolatiles

Lot-Sample #...:	C9J020291-002	**Work Order #...:**	LLXLG1AE	**Matrix.....:**	SOLID
Date Sampled...:	09/29/09 17:30	**Date Received..:**	10/02/09 10:16	**MS Run #.....:**	9279058
Prep Date.....:	10/06/09	**Analysis Date..:**	10/21/09		
Prep Batch #...:	9279107	**Analysis Time..:**	01:39		
Dilution Factor:	1	**Initial Wgt/Vol:**	30 g	**Final Wgt/Vol..:**	5 mL
% Moisture.....:	48	**Analyst ID.....:**	007062	**Instrument ID..:**	722
		Method.....:	SW846 8270C		

PARAMETER	RESULT	REPORTING LIMIT	UNITS	MDL
Benzyl alcohol	ND	640	ug/kg	65
3&4 Methylphenol total	ND	640	ug/kg	28
Benzidine	ND	13000	ug/kg	520
Pyridine	ND	640	ug/kg	12
N-Nitrosodimethylamine	ND	130	ug/kg	26
Benzoic acid	**730 J**	**3300**	**ug/kg**	**21**
1,2,4-Trichloro-benzene	ND	130	ug/kg	16
1,2-Diphenylhydrazine (as Azobenzene)	ND	130	ug/kg	27
bis(2-Chloroisopropyl) ether	ND	130	ug/kg	28
1,2-Dichlorobenzene	ND	130	ug/kg	24
1,3-Dichlorobenzene	ND	130	ug/kg	22
1,4-Dichlorobenzene	ND	130	ug/kg	33
1,4-Dioxane	ND	130	ug/kg	31
1-Methylnaphthalene	ND	130	ug/kg	19
Aniline	ND	640	ug/kg	28
Acenaphthene	ND	130	ug/kg	21
Acenaphthylene	ND	130	ug/kg	26
Anthracene	ND	130	ug/kg	23
Benzo(a)anthracene	ND	130	ug/kg	20
Benzo(a)pyrene	ND	130	ug/kg	36
Benzo(b)fluoranthene	ND	130	ug/kg	26
Benzo(ghi)perylene	ND	130	ug/kg	9.4
Benzo(k)fluoranthene	ND	130	ug/kg	27
bis(2-Chloroethoxy) methane	ND	640	ug/kg	26
bis(2-Chloroethyl)-ether	ND	130	ug/kg	11
bis(2-Ethylhexyl) phthalate	ND	640	ug/kg	54
4-Bromophenyl phenyl ether	ND	640	ug/kg	27
Butyl benzyl phthalate	ND	640	ug/kg	45
Carbazole	ND	130	ug/kg	17
4-Chloroaniline	ND	640	ug/kg	20

(Continued on next page)

Tetra Tech NUS, Inc

Client Sample ID: SD-07-02

GC/MS Semivolatiles

Lot-Sample #...: C9J020291-002 Work Order #...: LLXLG1AE Matrix.....: SOLID

PARAMETER	RESULT	REPORTING LIMIT	UNITS	MDL
4-Chloro-3-methylphenol	ND	640	ug/kg	19
2-Chloronaphthalene	ND	130	ug/kg	17
2-Chlorophenol	ND	640	ug/kg	20
4-Chlorophenyl phenyl ether	ND	640	ug/kg	28
Chrysene	ND	130	ug/kg	22
Dibenz(a,h)anthracene	ND	130	ug/kg	28
Dibenzofuran	ND	640	ug/kg	22
3,3'-Dichlorobenzidine	ND	640	ug/kg	120
2,4-Dichlorophenol	ND	130	ug/kg	26
Diethyl phthalate	ND	640	ug/kg	36
2,4-Dimethylphenol	ND	640	ug/kg	27
Dimethyl phthalate	ND	640	ug/kg	22
Di-n-butyl phthalate	ND	640	ug/kg	36
4,6-Dinitro-2-methylphenol	ND	3300	ug/kg	620
2,4-Dinitrophenol	ND	3300	ug/kg	210
2,4-Dinitrotoluene	ND	640	ug/kg	30
2,6-Dinitrotoluene	ND	640	ug/kg	33
Di-n-octyl phthalate	ND	640	ug/kg	17
Fluoranthene	ND	130	ug/kg	11
Fluorene	ND	130	ug/kg	19
Hexachlorobenzene	ND	130	ug/kg	24
Hexachlorocyclopentadiene	ND	640	ug/kg	24
Hexachloroethane	ND	640	ug/kg	22
Indeno(1,2,3-cd)pyrene	ND	130	ug/kg	7.1
Isophorone	ND	640	ug/kg	25
2-Methylnaphthalene	ND	130	ug/kg	25
2-Methylphenol	ND	640	ug/kg	24
4-Methylphenol	ND	640	ug/kg	28
Naphthalene	ND	130	ug/kg	19
2-Nitroaniline	ND	3300	ug/kg	39
3-Nitroaniline	ND	3300	ug/kg	21
4-Nitroaniline	ND	3300	ug/kg	31
Nitrobenzene	ND	130	ug/kg	32
2-Nitrophenol	ND	640	ug/kg	24
4-Nitrophenol	ND	3300	ug/kg	380
N-Nitrosodi-n-propylamine	ND	130	ug/kg	36
N-Nitrosodiphenylamine	ND	130	ug/kg	26
Pentachlorophenol	ND	640	ug/kg	110
Phenanthrene	ND	130	ug/kg	15

(Continued on next page)

Tetra Tech NUS, Inc

Client Sample ID: SD-07-02

GC/MS Semivolatiles

Lot-Sample #...: C9J020291-002 **Work Order #...:** LLXLG1AE **Matrix.....:** SOLID

PARAMETER	RESULT	REPORTING LIMIT	UNITS	MDL
Phenol	ND	130	ug/kg	26
Pyrene	ND	130	ug/kg	34
2,4,5-Trichloro-phenol	ND	640	ug/kg	16
2,4,6-Trichloro-phenol	ND	640	ug/kg	32

SURROGATE	PERCENT RECOVERY	RECOVERY LIMITS
2,4,6-Tribromophenol	56	(35 - 124)
2-Fluorobiphenyl	63	(35 - 105)
2-Fluorophenol	63	(39 - 103)
Nitrobenzene-d5	63	(25 - 104)
Phenol-d5	66	(25 - 105)
Terphenyl-d14	65	(25 - 127)

NOTE(S):

Results and reporting limits have been adjusted for dry weight.

J Estimated result. Result is less than RL.

Tetra Tech NUS, Inc

Client Sample ID: SD-07-SS

GC/MS Semivolatiles

Lot-Sample #...:	C9J020291-020	**Work Order #...:**	LLXMC1AE	**Matrix.....:**	SOLID
Date Sampled...:	09/29/09 17:20	**Date Received..:**	10/02/09 10:16	**MS Run #.....:**	9279058
Prep Date.....:	10/06/09	**Analysis Date..:**	10/21/09		
Prep Batch #...:	9279107	**Analysis Time..:**	05:15		
Dilution Factor:	1	**Initial Wgt/Vol:**	30 g	**Final Wgt/Vol..:**	5 mL
% Moisture.....:	51	**Analyst ID.....:**	007062	**Instrument ID..:**	722
		Method.....:	SW846 8270C		

PARAMETER	RESULT	REPORTING LIMIT	UNITS	MDL
Benzyl alcohol	ND	670	ug/kg	69
3&4 Methylphenol total	ND	670	ug/kg	30
Benzidine	ND	14000	ug/kg	550
Pyridine	ND	670	ug/kg	13
N-Nitrosodimethylamine	ND	140	ug/kg	28
Benzoic acid	**290 J**	**3400**	**ug/kg**	**22**
1,2,4-Trichloro-benzene	ND	140	ug/kg	17
1,2-Diphenylhydrazine (as Azobenzene)	ND	140	ug/kg	28
bis(2-Chloroisopropyl) ether	ND	140	ug/kg	30
1,2-Dichlorobenzene	ND	140	ug/kg	25
1,3-Dichlorobenzene	ND	140	ug/kg	23
1,4-Dichlorobenzene	ND	140	ug/kg	35
1,4-Dioxane	**220**	**140**	**ug/kg**	**33**
1-Methylnaphthalene	ND	140	ug/kg	20
Aniline	ND	670	ug/kg	30
Acenaphthene	ND	140	ug/kg	22
Acenaphthylene	ND	140	ug/kg	27
Anthracene	ND	140	ug/kg	24
Benzo(a)anthracene	ND	140	ug/kg	22
Benzo(a)pyrene	ND	140	ug/kg	38
Benzo(b)fluoranthene	**38 J**	**140**	**ug/kg**	**27**
Benzo(ghi)perylene	ND	140	ug/kg	9.9
Benzo(k)fluoranthene	ND	140	ug/kg	28
bis(2-Chloroethoxy) methane	ND	670	ug/kg	27
bis(2-Chloroethyl)-ether	ND	140	ug/kg	12
bis(2-Ethylhexyl) phthalate	ND	670	ug/kg	57
4-Bromophenyl phenyl ether	ND	670	ug/kg	29
Butyl benzyl phthalate	ND	670	ug/kg	47
Carbazole	ND	140	ug/kg	18
4-Chloroaniline	ND	670	ug/kg	21

(Continued on next page)

Tetra Tech NUS, Inc

Client Sample ID: SD-07-SS

GC/MS Semivolatiles

Lot-Sample #...: C9J020291-020 **Work Order #...:** LLXMC1AE **Matrix.....:** SOLID

PARAMETER	RESULT	REPORTING LIMIT	UNITS	MDL
4-Chloro-3-methylphenol	ND	670	ug/kg	20
2-Chloronaphthalene	ND	140	ug/kg	18
2-Chlorophenol	ND	670	ug/kg	21
4-Chlorophenyl phenyl ether	ND	670	ug/kg	30
Chrysene	ND	140	ug/kg	24
Dibenz(a,h)anthracene	ND	140	ug/kg	30
Dibenzofuran	ND	670	ug/kg	23
3,3'-Dichlorobenzidine	ND	670	ug/kg	130
2,4-Dichlorophenol	ND	140	ug/kg	27
Diethyl phthalate	ND	670	ug/kg	38
2,4-Dimethylphenol	ND	670	ug/kg	28
Dimethyl phthalate	ND	670	ug/kg	23
Di-n-butyl phthalate	ND	670	ug/kg	38
4,6-Dinitro-2-methylphenol	ND	3400	ug/kg	650
2,4-Dinitrophenol	ND	3400	ug/kg	220
2,4-Dinitrotoluene	ND	670	ug/kg	32
2,6-Dinitrotoluene	ND	670	ug/kg	34
Di-n-octyl phthalate	ND	670	ug/kg	17
Fluoranthene	**100 J**	**140**	**ug/kg**	**11**
Fluorene	ND	140	ug/kg	20
Hexachlorobenzene	ND	140	ug/kg	26
Hexachlorocyclopentadiene	ND	670	ug/kg	26
Hexachloroethane	ND	670	ug/kg	23
Indeno(1,2,3-cd)pyrene	ND	140	ug/kg	7.4
Isophorone	ND	670	ug/kg	26
2-Methylnaphthalene	ND	140	ug/kg	27
2-Methylphenol	ND	670	ug/kg	25
4-Methylphenol	ND	670	ug/kg	30
Naphthalene	ND	140	ug/kg	20
2-Nitroaniline	ND	3400	ug/kg	41
3-Nitroaniline	ND	3400	ug/kg	22
4-Nitroaniline	ND	3400	ug/kg	33
Nitrobenzene	ND	140	ug/kg	34
2-Nitrophenol	ND	670	ug/kg	26
4-Nitrophenol	ND	3400	ug/kg	400
N-Nitrosodi-n-propylamine	ND	140	ug/kg	37
N-Nitrosodiphenylamine	ND	140	ug/kg	28
Pentachlorophenol	ND	670	ug/kg	120
Phenanthrene	ND	140	ug/kg	16

(Continued on next page)

Tetra Tech NUS, Inc

Client Sample ID: SD-07-SS

GC/MS Semivolatiles

Lot-Sample #...: C9J020291-020 Work Order #...: LLXMC1AE Matrix.....: SOLID

PARAMETER	RESULT	REPORTING LIMIT	UNITS	MDL
Phenol	ND	140	ug/kg	27
Pyrene	**110 J**	**140**	**ug/kg**	**36**
2,4,5-Trichlorophenol	ND	670	ug/kg	17
2,4,6-Trichlorophenol	ND	670	ug/kg	34

SURROGATE	PERCENT RECOVERY	RECOVERY LIMITS
2,4,6-Tribromophenol	54	(35 - 124)
2-Fluorobiphenyl	63	(35 - 105)
2-Fluorophenol	60	(39 - 103)
Nitrobenzene-d5	60	(25 - 104)
Phenol-d5	61	(25 - 105)
Terphenyl-d14	66	(25 - 127)

NOTE(S):

Results and reporting limits have been adjusted for dry weight.

J Estimated result. Result is less than RL.

Tetra Tech NUS, Inc

Client Sample ID: SD-08-01

GC/MS Semivolatiles

Lot-Sample #...:	C9J020291-004	**Work Order #...:**	LLXLJ1AE	**Matrix.....:**	SOLID
Date Sampled...:	09/30/09 07:55	**Date Received..:**	10/02/09 10:16	**MS Run #.....:**	9285051
Prep Date.....:	10/12/09	**Analysis Date..:**	10/20/09		
Prep Batch #...:	9285068	**Analysis Time..:**	15:33		
Dilution Factor:	1	**Initial Wgt/Vol:**	30.1 g	**Final Wgt/Vol..:**	5 mL
% Moisture.....:	54	**Analyst ID.....:**	003200	**Instrument ID..:**	731
		Method.....:	SW846 8270C		

PARAMETER	RESULT	REPORTING LIMIT	UNITS	MDL
Benzyl alcohol	ND	710	ug/kg	73
3&4 Methylphenol total	ND	710	ug/kg	32
Benzidine	ND	14000	ug/kg	590
Pyridine	ND	710	ug/kg	14
N-Nitrosodimethylamine	ND	140	ug/kg	30
Benzoic acid	ND	3700	ug/kg	24
1,2,4-Trichloro-benzene	ND	140	ug/kg	18
1,2-Diphenylhydrazine (as Azobenzene)	ND	140	ug/kg	30
bis(2-Chloroisopropyl) ether	ND	140	ug/kg	32
1,2-Dichlorobenzene	ND	140	ug/kg	27
1,3-Dichlorobenzene	ND	140	ug/kg	24
1,4-Dichlorobenzene	ND	140	ug/kg	37
1,4-Dioxane	ND	140	ug/kg	35
1-Methylnaphthalene	ND	140	ug/kg	22
Aniline	ND	710	ug/kg	32
Acenaphthene	ND	140	ug/kg	23
Acenaphthylene	ND	140	ug/kg	29
Anthracene	ND	140	ug/kg	25
Benzo(a)anthracene	ND	140	ug/kg	23
Benzo(a)pyrene	ND	140	ug/kg	40
Benzo(b)fluoranthene	ND	140	ug/kg	29
Benzo(ghi)perylene	ND	140	ug/kg	11
Benzo(k)fluoranthene	ND	140	ug/kg	30
bis(2-Chloroethoxy) methane	ND	710	ug/kg	29
bis(2-Chloroethyl)-ether	ND	140	ug/kg	13
bis(2-Ethylhexyl) phthalate	**92 J**	**710**	**ug/kg**	**61**
4-Bromophenyl phenyl ether	ND	710	ug/kg	31
Butyl benzyl phthalate	**61 J**	**710**	**ug/kg**	**50**
Carbazole	ND	140	ug/kg	19
4-Chloroaniline	ND	710	ug/kg	22

(Continued on next page)

Tetra Tech NUS, Inc

Client Sample ID: SD-08-01

GC/MS Semivolatiles

Lot-Sample #...: C9J020291-004 Work Order #...: LLXLJ1AE Matrix.....: SOLID

PARAMETER	RESULT	REPORTING LIMIT	UNITS	MDL
4-Chloro-3-methylphenol	ND	710	ug/kg	22
2-Chloronaphthalene	ND	140	ug/kg	19
2-Chlorophenol	ND	710	ug/kg	22
4-Chlorophenyl phenyl ether	ND	710	ug/kg	32
Chrysene	ND	140	ug/kg	25
Dibenz(a,h)anthracene	ND	140	ug/kg	32
Dibenzofuran	ND	710	ug/kg	24
3,3'-Dichlorobenzidine	ND	710	ug/kg	140
2,4-Dichlorophenol	ND	140	ug/kg	29
Diethyl phthalate	ND	710	ug/kg	41
2,4-Dimethylphenol	ND	710	ug/kg	30
Dimethyl phthalate	ND	710	ug/kg	24
Di-n-butyl phthalate	ND	710	ug/kg	40
4,6-Dinitro-2-methylphenol	ND	3700	ug/kg	690
2,4-Dinitrophenol	ND	3700	ug/kg	230
2,4-Dinitrotoluene	ND	710	ug/kg	34
2,6-Dinitrotoluene	ND	710	ug/kg	37
Di-n-octyl phthalate	ND	710	ug/kg	19
Fluoranthene	**36 J**	**140**	**ug/kg**	**12**
Fluorene	ND	140	ug/kg	22
Hexachlorobenzene	ND	140	ug/kg	27
Hexachlorocyclopentadiene	ND	710	ug/kg	27
Hexachloroethane	ND	710	ug/kg	24
Indeno(1,2,3-cd)pyrene	ND	140	ug/kg	7.9
Isophorone	ND	710	ug/kg	28
2-Methylnaphthalene	ND	140	ug/kg	28
2-Methylphenol	ND	710	ug/kg	27
4-Methylphenol	ND	710	ug/kg	32
Naphthalene	**35 J**	**140**	**ug/kg**	**21**
2-Nitroaniline	ND	3700	ug/kg	44
3-Nitroaniline	ND	3700	ug/kg	24
4-Nitroaniline	ND	3700	ug/kg	35
Nitrobenzene	ND	140	ug/kg	36
2-Nitrophenol	ND	710	ug/kg	28
4-Nitrophenol	ND	3700	ug/kg	430
N-Nitrosodi-n-propylamine	ND	140	ug/kg	40
N-Nitrosodiphenylamine	ND	140	ug/kg	30
Pentachlorophenol	ND	710	ug/kg	130
Phenanthrene	**47 J**	**140**	**ug/kg**	**17**

(Continued on next page)

Tetra Tech NUS, Inc

Client Sample ID: SD-08-01

GC/MS Semivolatiles

Lot-Sample #...: C9J020291-004 **Work Order #...:** LLXLJ1AE **Matrix.....:** SOLID

PARAMETER	RESULT	REPORTING LIMIT	UNITS	MDL
Phenol	ND	140	ug/kg	29
Pyrene	ND	140	ug/kg	38
2,4,5-Trichloro-phenol	ND	710	ug/kg	18
2,4,6-Trichloro-phenol	ND	710	ug/kg	36

SURROGATE	PERCENT RECOVERY	RECOVERY LIMITS
2,4,6-Tribromophenol	71	(35 - 124)
2-Fluorobiphenyl	60	(35 - 105)
2-Fluorophenol	59	(39 - 103)
Nitrobenzene-d5	58	(25 - 104)
Phenol-d5	59	(25 - 105)
Terphenyl-d14	70	(25 - 127)

NOTE(S):

Results and reporting limits have been adjusted for dry weight.

J Estimated result. Result is less than RL.

Tetra Tech NUS, Inc

Client Sample ID: SD-08-02

GC/MS Semivolatiles

Lot-Sample #...:	C9J020291-005	**Work Order #...:**	LLXLK1AE	**Matrix.....:**	SOLID
Date Sampled...:	09/30/09 08:00	**Date Received..:**	10/02/09 10:16	**MS Run #.....:**	9285051
Prep Date.....:	10/12/09	**Analysis Date..:**	10/20/09		
Prep Batch #...:	9285068	**Analysis Time..:**	15:56		
Dilution Factor:	1	**Initial Wgt/Vol:**	30 g	**Final Wgt/Vol..:**	5 mL
% Moisture.....:	50	**Analyst ID.....:**	003200	**Instrument ID..:**	731
		Method.....:	SW846 8270C		

PARAMETER	RESULT	REPORTING LIMIT	UNITS	MDL
Benzyl alcohol	ND	650	ug/kg	67
3&4 Methylphenol total	ND	650	ug/kg	29
Benzidine	ND	13000	ug/kg	540
Pyridine	ND	650	ug/kg	12
N-Nitrosodimethylamine	ND	130	ug/kg	27
Benzoic acid	**160 J**	**3400**	**ug/kg**	**22**
1,2,4-Trichloro-benzene	ND	130	ug/kg	17
1,2-Diphenylhydrazine (as Azobenzene)	ND	130	ug/kg	28
bis(2-Chloroisopropyl) ether	ND	130	ug/kg	29
1,2-Dichlorobenzene	ND	130	ug/kg	24
1,3-Dichlorobenzene	ND	130	ug/kg	22
1,4-Dichlorobenzene	ND	130	ug/kg	34
1,4-Dioxane	ND	130	ug/kg	32
1-Methylnaphthalene	ND	130	ug/kg	20
Aniline	ND	650	ug/kg	29
Acenaphthene	ND	130	ug/kg	21
Acenaphthylene	ND	130	ug/kg	26
Anthracene	**36 J**	**130**	**ug/kg**	**23**
Benzo(a)anthracene	ND	130	ug/kg	21
Benzo(a)pyrene	**42 J**	**130**	**ug/kg**	**37**
Benzo(b)fluoranthene	**84 J**	**130**	**ug/kg**	**27**
Benzo(ghi)perylene	ND	130	ug/kg	9.7
Benzo(k)fluoranthene	ND	130	ug/kg	28
bis(2-Chloroethoxy) methane	ND	650	ug/kg	27
bis(2-Chloroethyl)-ether	ND	130	ug/kg	12
bis(2-Ethylhexyl) phthalate	ND	650	ug/kg	56
4-Bromophenyl phenyl ether	**220 J**	**650**	**ug/kg**	**28**
Butyl benzyl phthalate	**56 J**	**650**	**ug/kg**	**46**
Carbazole	ND	130	ug/kg	17
4-Chloroaniline	ND	650	ug/kg	20

(Continued on next page)

Tetra Tech NUS, Inc

Client Sample ID: SD-08-02

GC/MS Semivolatiles

Lot-Sample #...: C9J020291-005 Work Order #...: LLXLK1AE Matrix.....: SOLID

PARAMETER	RESULT	REPORTING LIMIT	UNITS	MDL
4-Chloro-3-methylphenol	ND	650	ug/kg	20
2-Chloronaphthalene	ND	130	ug/kg	18
2-Chlorophenol	ND	650	ug/kg	20
4-Chlorophenyl phenyl ether	ND	650	ug/kg	29
Chrysene	ND	130	ug/kg	23
Dibenz(a,h)anthracene	ND	130	ug/kg	29
Dibenzofuran	**22 J**	**650**	**ug/kg**	**22**
3,3'-Dichlorobenzidine	ND	650	ug/kg	120
2,4-Dichlorophenol	ND	130	ug/kg	27
Diethyl phthalate	**81 J**	**650**	**ug/kg**	**37**
2,4-Dimethylphenol	ND	650	ug/kg	28
Dimethyl phthalate	ND	650	ug/kg	22
Di-n-butyl phthalate	ND	650	ug/kg	37
4,6-Dinitro-2-methylphenol	ND	3400	ug/kg	640
2,4-Dinitrophenol	ND	3400	ug/kg	210
2,4-Dinitrotoluene	ND	650	ug/kg	31
2,6-Dinitrotoluene	ND	650	ug/kg	34
Di-n-octyl phthalate	ND	650	ug/kg	17
Fluoranthene	**130**	**130**	**ug/kg**	**11**
Fluorene	**37 J**	**130**	**ug/kg**	**20**
Hexachlorobenzene	ND	130	ug/kg	25
Hexachlorocyclopentadiene	ND	650	ug/kg	25
Hexachloroethane	ND	650	ug/kg	22
Indeno(1,2,3-cd)pyrene	ND	130	ug/kg	7.3
Isophorone	ND	650	ug/kg	26
2-Methylnaphthalene	**39 J**	**130**	**ug/kg**	**26**
2-Methylphenol	ND	650	ug/kg	24
4-Methylphenol	ND	650	ug/kg	29
Naphthalene	**67 J**	**130**	**ug/kg**	**19**
2-Nitroaniline	ND	3400	ug/kg	40
3-Nitroaniline	ND	3400	ug/kg	22
4-Nitroaniline	ND	3400	ug/kg	32
Nitrobenzene	ND	130	ug/kg	33
2-Nitrophenol	ND	650	ug/kg	25
4-Nitrophenol	ND	3400	ug/kg	390
N-Nitrosodi-n-propylamine	ND	130	ug/kg	37
N-Nitrosodiphenylamine	ND	130	ug/kg	27
Pentachlorophenol	ND	650	ug/kg	110
Phenanthrene	**110 J**	**130**	**ug/kg**	**16**

(Continued on next page)

Tetra Tech NUS, Inc

Client Sample ID: SD-08-02

GC/MS Semivolatiles

Lot-Sample #...: C9J020291-005 Work Order #...: LLXLK1AE Matrix.....: SOLID

PARAMETER	RESULT	REPORTING LIMIT	UNITS	MDL
Phenol	ND	130	ug/kg	26
Pyrene	**120 J**	**130**	**ug/kg**	**35**
2,4,5-Trichloro-phenol	ND	650	ug/kg	16
2,4,6-Trichloro-phenol	ND	650	ug/kg	33

SURROGATE	PERCENT RECOVERY	RECOVERY LIMITS
2,4,6-Tribromophenol	68	(35 - 124)
2-Fluorobiphenyl	60	(35 - 105)
2-Fluorophenol	55	(39 - 103)
Nitrobenzene-d5	53	(25 - 104)
Phenol-d5	53	(25 - 105)
Terphenyl-d14	64	(25 - 127)

NOTE(S):

Results and reporting limits have been adjusted for dry weight.

J Estimated result. Result is less than RL.

Tetra Tech NUS, Inc

Client Sample ID: SD-08-02

GC/MS Semivolatiles

Lot-Sample #...:	C9J020291-006	**Work Order #...:**	LLXLL1AE	**Matrix.....:**	SOLID
Date Sampled...:	09/30/09 08:10	**Date Received..:**	10/02/09 10:16	**MS Run #.....:**	9285051
Prep Date.....:	10/12/09	**Analysis Date..:**	10/20/09		
Prep Batch #...:	9285068	**Analysis Time..:**	16:19		
Dilution Factor:	1.5	**Initial Wgt/Vol:**	30 g	**Final Wgt/Vol..:**	5 mL
% Moisture.....:	44	**Analyst ID.....:**	003200	**Instrument ID..:**	731
		Method.....:	SW846 8270C		

PARAMETER	RESULT	REPORTING LIMIT	UNITS	MDL
Benzyl alcohol	ND	880	ug/kg	90
3&4 Methylphenol total	ND	880	ug/kg	39
Benzidine	ND	18000	ug/kg	720
Pyridine	ND	880	ug/kg	17
N-Nitrosodimethylamine	ND	180	ug/kg	36
Benzoic acid	**190 J**	**4500**	**ug/kg**	**29**
1,2,4-Trichloro-benzene	ND	180	ug/kg	22
1,2-Diphenylhydrazine (as Azobenzene)	ND	180	ug/kg	37
bis(2-Chloroisopropyl) ether	ND	180	ug/kg	39
1,2-Dichlorobenzene	ND	180	ug/kg	33
1,3-Dichlorobenzene	ND	180	ug/kg	30
1,4-Dichlorobenzene	ND	180	ug/kg	46
1,4-Dioxane	ND	180	ug/kg	43
1-Methylnaphthalene	ND	180	ug/kg	27
Aniline	ND	880	ug/kg	39
Acenaphthene	ND	180	ug/kg	28
Acenaphthylene	ND	180	ug/kg	35
Anthracene	ND	180	ug/kg	31
Benzo(a)anthracene	ND	180	ug/kg	28
Benzo(a)pyrene	ND	180	ug/kg	50
Benzo(b)fluoranthene	ND	180	ug/kg	36
Benzo(ghi)perylene	ND	180	ug/kg	13
Benzo(k)fluoranthene	ND	180	ug/kg	37
bis(2-Chloroethoxy) methane	ND	880	ug/kg	36
bis(2-Chloroethyl)-ether	ND	180	ug/kg	16
bis(2-Ethylhexyl) phthalate	ND	880	ug/kg	75
4-Bromophenyl phenyl ether	ND	880	ug/kg	38
Butyl benzyl phthalate	ND	880	ug/kg	62
Carbazole	ND	180	ug/kg	23
4-Chloroaniline	ND	880	ug/kg	27

(Continued on next page)

Tetra Tech NUS, Inc

Client Sample ID: SD-08-02

GC/MS Semivolatiles

Lot-Sample #...: C9J020291-006 Work Order #...: LLXLL1AE Matrix.....: SOLID

PARAMETER	RESULT	REPORTING LIMIT	UNITS	MDL
4-Chloro-3-methylphenol	ND	880	ug/kg	26
2-Chloronaphthalene	ND	180	ug/kg	24
2-Chlorophenol	ND	880	ug/kg	27
4-Chlorophenyl phenyl ether	ND	880	ug/kg	39
Chrysene	ND	180	ug/kg	31
Dibenz(a,h)anthracene	ND	180	ug/kg	39
Dibenzofuran	ND	880	ug/kg	30
3,3'-Dichlorobenzidine	ND	880	ug/kg	170
2,4-Dichlorophenol	ND	180	ug/kg	36
Diethyl phthalate	ND	880	ug/kg	50
2,4-Dimethylphenol	ND	880	ug/kg	37
Dimethyl phthalate	ND	880	ug/kg	30
Di-n-butyl phthalate	ND	880	ug/kg	49
4,6-Dinitro-2-methylphenol	ND	4500	ug/kg	850
2,4-Dinitrophenol	ND	4500	ug/kg	290
2,4-Dinitrotoluene	ND	880	ug/kg	42
2,6-Dinitrotoluene	ND	880	ug/kg	45
Di-n-octyl phthalate	ND	880	ug/kg	23
Fluoranthene	**77 J**	**180**	**ug/kg**	**15**
Fluorene	ND	180	ug/kg	27
Hexachlorobenzene	ND	180	ug/kg	34
Hexachlorocyclopentadiene	ND	880	ug/kg	34
Hexachloroethane	ND	880	ug/kg	30
Indeno(1,2,3-cd)pyrene	ND	180	ug/kg	9.8
Isophorone	ND	880	ug/kg	35
2-Methylnaphthalene	ND	180	ug/kg	35
2-Methylphenol	ND	880	ug/kg	33
4-Methylphenol	ND	880	ug/kg	39
Naphthalene	ND	180	ug/kg	26
2-Nitroaniline	ND	4500	ug/kg	54
3-Nitroaniline	ND	4500	ug/kg	29
4-Nitroaniline	ND	4500	ug/kg	43
Nitrobenzene	ND	180	ug/kg	45
2-Nitrophenol	ND	880	ug/kg	34
4-Nitrophenol	ND	4500	ug/kg	520
N-Nitrosodi-n-propylamine	ND	180	ug/kg	49
N-Nitrosodiphenylamine	ND	180	ug/kg	36
Pentachlorophenol	ND	880	ug/kg	150
Phenanthrene	**68 J**	**180**	**ug/kg**	**21**

(Continued on next page)

Tetra Tech NUS, Inc

Client Sample ID: SD-08-02

GC/MS Semivolatiles

Lot-Sample #...: C9J020291-006 Work Order #...: LLXLL1AE Matrix.....: SOLID

PARAMETER	RESULT	REPORTING LIMIT	UNITS	MDL
Phenol	ND	180	ug/kg	35
Pyrene	**62 J**	**180**	**ug/kg**	**47**
2,4,5-Trichlorophenol	ND	880	ug/kg	22
2,4,6-Trichlorophenol	ND	880	ug/kg	44

SURROGATE	PERCENT RECOVERY	RECOVERY LIMITS
2,4,6-Tribromophenol	76	(35 - 124)
2-Fluorobiphenyl	58	(35 - 105)
2-Fluorophenol	59	(39 - 103)
Nitrobenzene-d5	58	(25 - 104)
Phenol-d5	60	(25 - 105)
Terphenyl-d14	72	(25 - 127)

NOTE(S):

Results and reporting limits have been adjusted for dry weight.

J Estimated result. Result is less than RL.

Tetra Tech NUS, Inc

Client Sample ID: SD-08-SS

GC/MS Semivolatiles

Lot-Sample #...:	C9J020291-003	**Work Order #...:**	LLXLH1AE	**Matrix.....:**	SOLID
Date Sampled...:	09/30/09 07:50	**Date Received..:**	10/02/09 10:16	**MS Run #.....:**	9285051
Prep Date.....:	10/12/09	**Analysis Date..:**	10/20/09		
Prep Batch #...:	9285068	**Analysis Time..:**	14:24		
Dilution Factor:	1.49	**Initial Wgt/Vol:**	30.2 g	**Final Wgt/Vol..:**	5 mL
% Moisture.....:	54	**Analyst ID.....:**	003200	**Instrument ID..:**	731
		Method.....:	SW846 8270C		

PARAMETER	RESULT	REPORTING LIMIT	UNITS	MDL
Benzyl alcohol	ND	1100	ug/kg	110
3&4 Methylphenol total	ND	1100	ug/kg	47
Benzidine	ND	22000	ug/kg	880
Pyridine	ND	1100	ug/kg	20
N-Nitrosodimethylamine	ND	220	ug/kg	44
Benzoic acid	ND	5500	ug/kg	36
1,2,4-Trichloro-benzene	ND	220	ug/kg	27
1,2-Diphenylhydrazine (as Azobenzene)	ND	220	ug/kg	45
bis(2-Chloroisopropyl) ether	ND	220	ug/kg	47
1,2-Dichlorobenzene	ND	220	ug/kg	40
1,3-Dichlorobenzene	ND	220	ug/kg	36
1,4-Dichlorobenzene	ND	220	ug/kg	55
1,4-Dioxane	ND	220	ug/kg	52
1-Methylnaphthalene	ND	220	ug/kg	32
Aniline	ND	1100	ug/kg	47
Acenaphthene	ND	220	ug/kg	34
Acenaphthylene	ND	220	ug/kg	43
Anthracene	ND	220	ug/kg	38
Benzo(a)anthracene	**64 J**	**220**	**ug/kg**	**34**
Benzo(a)pyrene	ND	220	ug/kg	60
Benzo(b)fluoranthene	**77 J**	**220**	**ug/kg**	**43**
Benzo(ghi)perylene	ND	220	ug/kg	16
Benzo(k)fluoranthene	ND	220	ug/kg	45
bis(2-Chloroethoxy) methane	ND	1100	ug/kg	43
bis(2-Chloroethyl)-ether	ND	220	ug/kg	19
bis(2-Ethylhexyl) phthalate	ND	1100	ug/kg	91
4-Bromophenyl phenyl ether	ND	1100	ug/kg	46
Butyl benzyl phthalate	ND	1100	ug/kg	75
Carbazole	ND	220	ug/kg	28
4-Chloroaniline	ND	1100	ug/kg	33

(Continued on next page)

Tetra Tech NUS, Inc

Client Sample ID: SD-08-SS

GC/MS Semivolatiles

Lot-Sample #...: C9J020291-003 **Work Order #...:** LLXLH1AE **Matrix.....:** SOLID

PARAMETER	RESULT	REPORTING LIMIT	UNITS	MDL
4-Chloro-3-methylphenol	ND	1100	ug/kg	32
2-Chloronaphthalene	ND	220	ug/kg	29
2-Chlorophenol	ND	1100	ug/kg	33
4-Chlorophenyl phenyl ether	ND	1100	ug/kg	47
Chrysene	**62 J**	**220**	**ug/kg**	**38**
Dibenz(a,h)anthracene	ND	220	ug/kg	47
Dibenzofuran	ND	1100	ug/kg	36
3,3'-Dichlorobenzidine	ND	1100	ug/kg	200
2,4-Dichlorophenol	ND	220	ug/kg	44
Diethyl phthalate	ND	1100	ug/kg	61
2,4-Dimethylphenol	ND	1100	ug/kg	45
Dimethyl phthalate	ND	1100	ug/kg	36
Di-n-butyl phthalate	ND	1100	ug/kg	60
4,6-Dinitro-2-methylphenol	ND	5500	ug/kg	1000
2,4-Dinitrophenol	ND	5500	ug/kg	350
2,4-Dinitrotoluene	ND	1100	ug/kg	50
2,6-Dinitrotoluene	ND	1100	ug/kg	55
Di-n-octyl phthalate	ND	1100	ug/kg	28
Fluoranthene	**110 J**	**220**	**ug/kg**	**18**
Fluorene	ND	220	ug/kg	32
Hexachlorobenzene	ND	220	ug/kg	41
Hexachlorocyclopentadiene	ND	1100	ug/kg	41
Hexachloroethane	ND	1100	ug/kg	36
Indeno(1,2,3-cd)pyrene	**33 J**	**220**	**ug/kg**	**12**
Isophorone	ND	1100	ug/kg	42
2-Methylnaphthalene	ND	220	ug/kg	42
2-Methylphenol	ND	1100	ug/kg	40
4-Methylphenol	ND	1100	ug/kg	47
Naphthalene	ND	220	ug/kg	31
2-Nitroaniline	ND	5500	ug/kg	66
3-Nitroaniline	ND	5500	ug/kg	35
4-Nitroaniline	ND	5500	ug/kg	53
Nitrobenzene	ND	220	ug/kg	54
2-Nitrophenol	ND	1100	ug/kg	41
4-Nitrophenol	ND	5500	ug/kg	630
N-Nitrosodi-n-propylamine	ND	220	ug/kg	60
N-Nitrosodiphenylamine	ND	220	ug/kg	44
Pentachlorophenol	ND	1100	ug/kg	190
Phenanthrene	**60 J**	**220**	**ug/kg**	**26**

(Continued on next page)

Tetra Tech NUS, Inc

Client Sample ID: SD-08-SS

GC/MS Semivolatiles

Lot-Sample #...: C9J020291-003 Work Order #...: LLXLH1AE Matrix.....: SOLID

PARAMETER	RESULT	REPORTING LIMIT	UNITS	MDL
Phenol	ND	220	ug/kg	43
Pyrene	**100 J**	**220**	**ug/kg**	**57**
2,4,5-Trichloro-phenol	ND	1100	ug/kg	26
2,4,6-Trichloro-phenol	ND	1100	ug/kg	53

SURROGATE	PERCENT RECOVERY	RECOVERY LIMITS
2,4,6-Tribromophenol	64	(35 - 124)
2-Fluorobiphenyl	57	(35 - 105)
2-Fluorophenol	60	(39 - 103)
Nitrobenzene-d5	56	(25 - 104)
Phenol-d5	59	(25 - 105)
Terphenyl-d14	63	(25 - 127)

NOTE(S):

Results and reporting limits have been adjusted for dry weight.

J Estimated result. Result is less than RL.

Tetra Tech NUS, Inc

Client Sample ID: SD-09-01

GC/MS Semivolatiles

Lot-Sample #...:	C9J020291-040	**Work Order #...:**	LLXM91AE	**Matrix.....:**	SOLID
Date Sampled...:	10/01/09	**Date Received..:**	10/02/09	**MS Run #.....:**	
Prep Date.....:	10/14/09	**Analysis Date..:**	10/21/09		
Prep Batch #...:	9287197	**Analysis Time..:**	09:12		
Dilution Factor:	1	**Initial Wgt/Vol:**	30.1 g	**Final Wgt/Vol..:**	5 mL
% Moisture.....:	69	**Analyst ID.....:**	007062	**Instrument ID..:**	722
		Method.....:	SW846 8270C		

PARAMETER	RESULT	REPORTING LIMIT	UNITS	MDL
Benzyl alcohol	ND	1100	ug/kg	110
3&4 Methylphenol total	ND	1100	ug/kg	47
Benzidine	ND	22000	ug/kg	870
Pyridine	ND	1100	ug/kg	20
N-Nitrosodimethylamine	ND	220	ug/kg	44
Benzoic acid	ND	5500	ug/kg	36
1,2,4-Trichloro-benzene	ND	220	ug/kg	27
1,2-Diphenylhydrazine (as Azobenzene)	ND	220	ug/kg	45
bis(2-Chloroisopropyl) ether	ND	220	ug/kg	47
1,2-Dichlorobenzene	ND	220	ug/kg	40
1,3-Dichlorobenzene	ND	220	ug/kg	36
1,4-Dichlorobenzene	ND	220	ug/kg	55
1,4-Dioxane	**470**	**220**	**ug/kg**	**52**
1-Methylnaphthalene	ND	220	ug/kg	32
Aniline	ND	1100	ug/kg	47
Acenaphthene	ND	220	ug/kg	34
Acenaphthylene	**54 J**	**220**	**ug/kg**	**43**
Anthracene	**76 J**	**220**	**ug/kg**	**38**
Benzo(a)anthracene	**190 J**	**220**	**ug/kg**	**34**
Benzo(a)pyrene	**170 J**	**220**	**ug/kg**	**60**
Benzo(b)fluoranthene	**340**	**220**	**ug/kg**	**43**
Benzo(ghi)perylene	**110 J**	**220**	**ug/kg**	**16**
Benzo(k)fluoranthene	ND	220	ug/kg	45
bis(2-Chloroethoxy) methane	ND	1100	ug/kg	43
bis(2-Chloroethyl)-ether	ND	220	ug/kg	19
bis(2-Ethylhexyl) phthalate	**220 J**	**1100**	**ug/kg**	**91**
4-Bromophenyl phenyl ether	ND	1100	ug/kg	46
Butyl benzyl phthalate	ND	1100	ug/kg	75
Carbazole	ND	220	ug/kg	28
4-Chloroaniline	ND	1100	ug/kg	33

(Continued on next page)

Tetra Tech NUS, Inc

Client Sample ID: SD-09-01

GC/MS Semivolatiles

Lot-Sample #...: C9J020291-040 **Work Order #...:** LLXM91AE **Matrix.....:** SOLID

PARAMETER	RESULT	REPORTING LIMIT	UNITS	MDL
4-Chloro-3-methylphenol	ND	1100	ug/kg	32
2-Chloronaphthalene	ND	220	ug/kg	29
2-Chlorophenol	ND	1100	ug/kg	33
4-Chlorophenyl phenyl ether	ND	1100	ug/kg	47
Chrysene	**210 J**	**220**	**ug/kg**	**37**
Dibenz(a,h)anthracene	ND	220	ug/kg	47
Dibenzofuran	ND	1100	ug/kg	36
3,3'-Dichlorobenzidine	ND	1100	ug/kg	200
2,4-Dichlorophenol	ND	220	ug/kg	43
Diethyl phthalate	ND	1100	ug/kg	61
2,4-Dimethylphenol	ND	1100	ug/kg	45
Dimethyl phthalate	ND	1100	ug/kg	36
Di-n-butyl phthalate	ND	1100	ug/kg	60
4,6-Dinitro-2-methylphenol	ND	5500	ug/kg	1000
2,4-Dinitrophenol	ND	5500	ug/kg	340
2,4-Dinitrotoluene	ND	1100	ug/kg	50
2,6-Dinitrotoluene	ND	1100	ug/kg	55
Di-n-octyl phthalate	ND	1100	ug/kg	28
Fluoranthene	**470**	**220**	**ug/kg**	**18**
Fluorene	ND	220	ug/kg	32
Hexachlorobenzene	ND	220	ug/kg	41
Hexachlorocyclopentadiene	ND	1100	ug/kg	41
Hexachloroethane	ND	1100	ug/kg	36
Indeno(1,2,3-cd)pyrene	**95 J**	**220**	**ug/kg**	**12**
Isophorone	ND	1100	ug/kg	42
2-Methylnaphthalene	**67 J**	**220**	**ug/kg**	**42**
2-Methylphenol	ND	1100	ug/kg	40
4-Methylphenol	ND	1100	ug/kg	47
Naphthalene	**230**	**220**	**ug/kg**	**31**
2-Nitroaniline	ND	5500	ug/kg	66
3-Nitroaniline	ND	5500	ug/kg	35
4-Nitroaniline	ND	5500	ug/kg	52
Nitrobenzene	ND	220	ug/kg	54
2-Nitrophenol	ND	1100	ug/kg	41
4-Nitrophenol	ND	5500	ug/kg	630
N-Nitrosodi-n-propylamine	ND	220	ug/kg	59
N-Nitrosodiphenylamine	ND	220	ug/kg	44
Pentachlorophenol	ND	1100	ug/kg	190
Phenanthrene	ND	220	ug/kg	26

(Continued on next page)

Tetra Tech NUS, Inc

Client Sample ID: SD-09-01

GC/MS Semivolatiles

Lot-Sample #...: C9J020291-040 **Work Order #...:** LLXM91AE **Matrix.....:** SOLID

PARAMETER	RESULT	REPORTING LIMIT	UNITS	MDL
Phenol	ND	220	ug/kg	43
Pyrene	**430**	**220**	**ug/kg**	**57**
2,4,5-Trichloro-phenol	ND	1100	ug/kg	26
2,4,6-Trichloro-phenol	ND	1100	ug/kg	53

SURROGATE	PERCENT RECOVERY	RECOVERY LIMITS
2,4,6-Tribromophenol	51	(35 - 124)
2-Fluorobiphenyl	82	(35 - 105)
2-Fluorophenol	65	(39 - 103)
Nitrobenzene-d5	69	(25 - 104)
Phenol-d5	70	(25 - 105)
Terphenyl-d14	77	(25 - 127)

NOTE(S):

Results and reporting limits have been adjusted for dry weight.

J Estimated result. Result is less than RL.

Tetra Tech NUS, Inc

Client Sample ID: SD-09-02

GC/MS Semivolatiles

Lot-Sample #...: C9J020291-041	**Work Order #...:** LLXNA1AE	**Matrix.....:** SOLID
Date Sampled...: 10/01/09	**Date Received..:** 10/02/09	**MS Run #.....:**
Prep Date.....: 10/14/09	**Analysis Date..:** 10/21/09	
Prep Batch #...: 9287197	**Analysis Time..:** 09:34	
Dilution Factor: 1	**Initial Wgt/Vol:** 30.1 g	**Final Wgt/Vol..:** 5 mL
% Moisture.....: 65	**Analyst ID.....:** 007062	**Instrument ID..:** 722
	Method.....: SW846 8270C	

PARAMETER	RESULT	REPORTING LIMIT	UNITS	MDL
Benzyl alcohol	ND	940	ug/kg	97
3&4 Methylphenol total	ND	940	ug/kg	42
Benzidine	ND	19000	ug/kg	780
Pyridine	ND	940	ug/kg	18
N-Nitrosodimethylamine	ND	190	ug/kg	39
Benzoic acid	ND	4800	ug/kg	32
1,2,4-Trichloro-benzene	ND	190	ug/kg	24
1,2-Diphenylhydrazine (as Azobenzene)	ND	190	ug/kg	40
bis(2-Chloroisopropyl) ether	ND	190	ug/kg	42
1,2-Dichlorobenzene	ND	190	ug/kg	35
1,3-Dichlorobenzene	ND	190	ug/kg	32
1,4-Dichlorobenzene	ND	190	ug/kg	49
1,4-Dioxane	ND	190	ug/kg	46
1-Methylnaphthalene	ND	190	ug/kg	29
Aniline	ND	940	ug/kg	42
Acenaphthene	ND	190	ug/kg	31
Acenaphthylene	**45 J**	**190**	**ug/kg**	**38**
Anthracene	**64 J**	**190**	**ug/kg**	**33**
Benzo(a)anthracene	**130 J**	**190**	**ug/kg**	**30**
Benzo(a)pyrene	**100 J**	**190**	**ug/kg**	**53**
Benzo(b)fluoranthene	**210**	**190**	**ug/kg**	**38**
Benzo(ghi)perylene	**87 J**	**190**	**ug/kg**	**14**
Benzo(k)fluoranthene	ND	190	ug/kg	40
bis(2-Chloroethoxy) methane	ND	940	ug/kg	38
bis(2-Chloroethyl)-ether	ND	190	ug/kg	17
bis(2-Ethylhexyl) phthalate	ND	940	ug/kg	81
4-Bromophenyl phenyl ether	ND	940	ug/kg	40
Butyl benzyl phthalate	ND	940	ug/kg	67
Carbazole	ND	190	ug/kg	25
4-Chloroaniline	ND	940	ug/kg	29

(Continued on next page)

Tetra Tech NUS, Inc

Client Sample ID: SD-09-02

GC/MS Semivolatiles

Lot-Sample #...: C9J020291-041 **Work Order #...:** LLXNA1AE **Matrix.....:** SOLID

PARAMETER	RESULT	REPORTING LIMIT	UNITS	MDL
4-Chloro-3-methylphenol	ND	940	ug/kg	28
2-Chloronaphthalene	ND	190	ug/kg	26
2-Chlorophenol	ND	940	ug/kg	29
4-Chlorophenyl phenyl ether	ND	940	ug/kg	42
Chrysene	**150 J**	**190**	**ug/kg**	**33**
Dibenz(a,h)anthracene	ND	190	ug/kg	42
Dibenzofuran	ND	940	ug/kg	32
3,3'-Dichlorobenzidine	ND	940	ug/kg	180
2,4-Dichlorophenol	ND	190	ug/kg	39
Diethyl phthalate	ND	940	ug/kg	54
2,4-Dimethylphenol	ND	940	ug/kg	40
Dimethyl phthalate	ND	940	ug/kg	32
Di-n-butyl phthalate	ND	940	ug/kg	53
4,6-Dinitro-2-methylphenol	ND	4800	ug/kg	920
2,4-Dinitrophenol	ND	4800	ug/kg	310
2,4-Dinitrotoluene	ND	940	ug/kg	45
2,6-Dinitrotoluene	ND	940	ug/kg	49
Di-n-octyl phthalate	ND	940	ug/kg	24
Fluoranthene	**330**	**190**	**ug/kg**	**16**
Fluorene	ND	190	ug/kg	29
Hexachlorobenzene	ND	190	ug/kg	36
Hexachlorocyclopentadiene	ND	940	ug/kg	36
Hexachloroethane	ND	940	ug/kg	32
Indeno(1,2,3-cd)pyrene	**77 J**	**190**	**ug/kg**	**10**
Isophorone	ND	940	ug/kg	37
2-Methylnaphthalene	**82 J**	**190**	**ug/kg**	**37**
2-Methylphenol	ND	940	ug/kg	35
4-Methylphenol	ND	940	ug/kg	42
Naphthalene	**230**	**190**	**ug/kg**	**28**
2-Nitroaniline	ND	4800	ug/kg	58
3-Nitroaniline	ND	4800	ug/kg	31
4-Nitroaniline	ND	4800	ug/kg	47
Nitrobenzene	ND	190	ug/kg	48
2-Nitrophenol	ND	940	ug/kg	36
4-Nitrophenol	ND	4800	ug/kg	560
N-Nitrosodi-n-propylamine	ND	190	ug/kg	53
N-Nitrosodiphenylamine	ND	190	ug/kg	39
Pentachlorophenol	ND	940	ug/kg	170
Phenanthrene	ND	190	ug/kg	23

(Continued on next page)

Tetra Tech NUS, Inc

Client Sample ID: SD-09-02

GC/MS Semivolatiles

Lot-Sample #...: C9J020291-041 **Work Order #...:** LLXNA1AE **Matrix.....:** SOLID

PARAMETER	RESULT	REPORTING LIMIT	UNITS	MDL
Phenol	ND	190	ug/kg	38
Pyrene	**300**	**190**	**ug/kg**	**51**
2,4,5-Trichloro-phenol	ND	940	ug/kg	23
2,4,6-Trichloro-phenol	ND	940	ug/kg	47

SURROGATE	PERCENT RECOVERY	RECOVERY LIMITS
2,4,6-Tribromophenol	36	(35 - 124)
2-Fluorobiphenyl	77	(35 - 105)
2-Fluorophenol	66	(39 - 103)
Nitrobenzene-d5	70	(25 - 104)
Phenol-d5	67	(25 - 105)
Terphenyl-d14	58	(25 - 127)

NOTE(S):

Results and reporting limits have been adjusted for dry weight.

J Estimated result. Result is less than RL.

Tetra Tech NUS, Inc

Client Sample ID: SD-09-SS

GC/MS Semivolatiles

Lot-Sample #...:	C9J020291-039	**Work Order #...:**	LLXM81AE	**Matrix.....:**	SOLID
Date Sampled...:	10/01/09 08:00	**Date Received..:**	10/02/09 10:16	**MS Run #.....:**	
Prep Date.....:	10/14/09	**Analysis Date..:**	10/21/09		
Prep Batch #...:	9287197	**Analysis Time..:**	08:50		
Dilution Factor:	1	**Initial Wgt/Vol:**	30 g	**Final Wgt/Vol..:**	5 mL
% Moisture.....:	69	**Analyst ID.....:**	007062	**Instrument ID..:**	722
		Method.....:	SW846 8270C		

PARAMETER	RESULT	REPORTING LIMIT	UNITS	MDL
Benzyl alcohol	ND	1100	ug/kg	110
3&4 Methylphenol total	ND	1100	ug/kg	47
Benzidine	ND	22000	ug/kg	880
Pyridine	ND	1100	ug/kg	20
N-Nitrosodimethylamine	ND	220	ug/kg	44
Benzoic acid	ND	5500	ug/kg	36
1,2,4-Trichloro-benzene	ND	220	ug/kg	27
1,2-Diphenylhydrazine (as Azobenzene)	ND	220	ug/kg	45
bis(2-Chloroisopropyl) ether	ND	220	ug/kg	47
1,2-Dichlorobenzene	ND	220	ug/kg	40
1,3-Dichlorobenzene	ND	220	ug/kg	36
1,4-Dichlorobenzene	ND	220	ug/kg	55
1,4-Dioxane	**410**	**220**	**ug/kg**	**52**
1-Methylnaphthalene	ND	220	ug/kg	33
Aniline	ND	1100	ug/kg	47
Acenaphthene	ND	220	ug/kg	35
Acenaphthylene	**46 J**	**220**	**ug/kg**	**43**
Anthracene	**64 J**	**220**	**ug/kg**	**38**
Benzo(a)anthracene	**160 J**	**220**	**ug/kg**	**34**
Benzo(a)pyrene	**160 J**	**220**	**ug/kg**	**60**
Benzo(b)fluoranthene	**230**	**220**	**ug/kg**	**44**
Benzo(ghi)perylene	**120 J**	**220**	**ug/kg**	**16**
Benzo(k)fluoranthene	**87 J**	**220**	**ug/kg**	**45**
bis(2-Chloroethoxy) methane	ND	1100	ug/kg	43
bis(2-Chloroethyl)-ether	ND	220	ug/kg	19
bis(2-Ethylhexyl) phthalate	**250 J**	**1100**	**ug/kg**	**91**
4-Bromophenyl phenyl ether	ND	1100	ug/kg	46
Butyl benzyl phthalate	ND	1100	ug/kg	75
Carbazole	ND	220	ug/kg	28
4-Chloroaniline	ND	1100	ug/kg	33

(Continued on next page)

Tetra Tech NUS, Inc

Client Sample ID: SD-09-SS

GC/MS Semivolatiles

Lot-Sample #...: C9J020291-039 **Work Order #...:** LLXM81AE **Matrix.....:** SOLID

PARAMETER	RESULT	REPORTING LIMIT	UNITS	MDL
4-Chloro-3-methylphenol	ND	1100	ug/kg	32
2-Chloronaphthalene	ND	220	ug/kg	29
2-Chlorophenol	ND	1100	ug/kg	33
4-Chlorophenyl phenyl ether	ND	1100	ug/kg	48
Chrysene	**190 J**	**220**	**ug/kg**	**38**
Dibenz(a,h)anthracene	ND	220	ug/kg	47
Dibenzofuran	ND	1100	ug/kg	36
3,3'-Dichlorobenzidine	ND	1100	ug/kg	200
2,4-Dichlorophenol	ND	220	ug/kg	44
Diethyl phthalate	ND	1100	ug/kg	61
2,4-Dimethylphenol	ND	1100	ug/kg	45
Dimethyl phthalate	ND	1100	ug/kg	36
Di-n-butyl phthalate	ND	1100	ug/kg	60
4,6-Dinitro-2-methylphenol	ND	5500	ug/kg	1000
2,4-Dinitrophenol	ND	5500	ug/kg	350
2,4-Dinitrotoluene	ND	1100	ug/kg	50
2,6-Dinitrotoluene	ND	1100	ug/kg	55
Di-n-octyl phthalate	ND	1100	ug/kg	28
Fluoranthene	**420**	**220**	**ug/kg**	**18**
Fluorene	ND	220	ug/kg	32
Hexachlorobenzene	ND	220	ug/kg	41
Hexachlorocyclopenta-diene	ND	1100	ug/kg	41
Hexachloroethane	ND	1100	ug/kg	36
Indeno(1,2,3-cd)pyrene	**89 J**	**220**	**ug/kg**	**12**
Isophorone	ND	1100	ug/kg	42
2-Methylnaphthalene	ND	220	ug/kg	42
2-Methylphenol	ND	1100	ug/kg	40
4-Methylphenol	ND	1100	ug/kg	47
Naphthalene	**200 J**	**220**	**ug/kg**	**31**
2-Nitroaniline	ND	5500	ug/kg	66
3-Nitroaniline	ND	5500	ug/kg	35
4-Nitroaniline	ND	5500	ug/kg	53
Nitrobenzene	ND	220	ug/kg	54
2-Nitrophenol	ND	1100	ug/kg	41
4-Nitrophenol	ND	5500	ug/kg	630
N-Nitrosodi-n-propyl-amine	ND	220	ug/kg	60
N-Nitrosodiphenylamine	ND	220	ug/kg	44
Pentachlorophenol	ND	1100	ug/kg	190
Phenanthrene	ND	220	ug/kg	26

(Continued on next page)

Tetra Tech NUS, Inc

Client Sample ID: SD-09-SS

GC/MS Semivolatiles

Lot-Sample #...: C9J020291-039 Work Order #...: LLXM81AE Matrix.....: SOLID

PARAMETER	RESULT	REPORTING LIMIT	UNITS	MDL
Phenol	ND	220	ug/kg	43
Pyrene	**380**	**220**	**ug/kg**	**57**
2,4,5-Trichloro-phenol	ND	1100	ug/kg	27
2,4,6-Trichloro-phenol	ND	1100	ug/kg	54

SURROGATE	PERCENT RECOVERY	RECOVERY LIMITS
2,4,6-Tribromophenol	39	(35 - 124)
2-Fluorobiphenyl	61	(35 - 105)
2-Fluorophenol	49	(39 - 103)
Nitrobenzene-d5	53	(25 - 104)
Phenol-d5	53	(25 - 105)
Terphenyl-d14	56	(25 - 127)

NOTE(S):

Results and reporting limits have been adjusted for dry weight.

J Estimated result. Result is less than RL.

Tetra Tech NUS, Inc

Client Sample ID: SD-09-SS

GC/MS Semivolatiles

Lot-Sample #...:	C9J020291-042	**Work Order #...:**	LLXNC1AE	**Matrix.....:**	SOLID
Date Sampled...:	10/01/09 08:02	**Date Received..:**	10/02/09 10:16	**MS Run #.....:**	
Prep Date.....:	10/14/09	**Analysis Date..:**	10/22/09		
Prep Batch #...:	9287197	**Analysis Time..:**	09:40		
Dilution Factor:	1	**Initial Wgt/Vol:**	30 g	**Final Wgt/Vol..:**	5 mL
% Moisture.....:	69	**Analyst ID.....:**	007062	**Instrument ID..:**	722
		Method.....:	SW846 8270C		

PARAMETER	RESULT	REPORTING LIMIT	UNITS	MDL
Benzyl alcohol	ND	1000	ug/kg	110
3&4 Methylphenol total	ND	1000	ug/kg	46
Benzidine	ND	21000	ug/kg	870
Pyridine	ND	1000	ug/kg	20
N-Nitrosodimethylamine	ND	210	ug/kg	43
Benzoic acid	ND	5400	ug/kg	35
1,2,4-Trichloro-benzene	ND	210	ug/kg	27
1,2-Diphenylhydrazine (as Azobenzene)	ND	210	ug/kg	44
bis(2-Chloroisopropyl) ether	ND	210	ug/kg	46
1,2-Dichlorobenzene	ND	210	ug/kg	39
1,3-Dichlorobenzene	ND	210	ug/kg	36
1,4-Dichlorobenzene	ND	210	ug/kg	55
1,4-Dioxane	ND	210	ug/kg	51
1-Methylnaphthalene	ND	210	ug/kg	32
Aniline	ND	1000	ug/kg	46
Acenaphthene	ND	210	ug/kg	34
Acenaphthylene	**47 J**	**210**	**ug/kg**	**42**
Anthracene	**66 J**	**210**	**ug/kg**	**37**
Benzo(a)anthracene	**170 J**	**210**	**ug/kg**	**34**
Benzo(a)pyrene	**150 J**	**210**	**ug/kg**	**59**
Benzo(b)fluoranthene	**330**	**210**	**ug/kg**	**43**
Benzo(ghi)perylene	**140 J**	**210**	**ug/kg**	**16**
Benzo(k)fluoranthene	ND	210	ug/kg	44
bis(2-Chloroethoxy) methane	ND	1000	ug/kg	43
bis(2-Chloroethyl)-ether	ND	210	ug/kg	19
bis(2-Ethylhexyl) phthalate	**230 J**	**1000**	**ug/kg**	**90**
4-Bromophenyl phenyl ether	ND	1000	ug/kg	45
Butyl benzyl phthalate	ND	1000	ug/kg	74
Carbazole	ND	210	ug/kg	28
4-Chloroaniline	ND	1000	ug/kg	33

(Continued on next page)

Tetra Tech NUS, Inc

Client Sample ID: SD-09-SS

GC/MS Semivolatiles

Lot-Sample #...: C9J020291-042 Work Order #...: LLXNC1AE Matrix.....: SOLID

PARAMETER	RESULT	REPORTING LIMIT	UNITS	MDL
4-Chloro-3-methylphenol	ND	1000	ug/kg	32
2-Chloronaphthalene	ND	210	ug/kg	29
2-Chlorophenol	ND	1000	ug/kg	33
4-Chlorophenyl phenyl ether	ND	1000	ug/kg	47
Chrysene	**210**	**210**	**ug/kg**	**37**
Dibenz(a,h)anthracene	ND	210	ug/kg	47
Dibenzofuran	ND	1000	ug/kg	36
3,3'-Dichlorobenzidine	ND	1000	ug/kg	200
2,4-Dichlorophenol	ND	210	ug/kg	43
Diethyl phthalate	ND	1000	ug/kg	60
2,4-Dimethylphenol	ND	1000	ug/kg	44
Dimethyl phthalate	ND	1000	ug/kg	36
Di-n-butyl phthalate	ND	1000	ug/kg	59
4,6-Dinitro-2-methylphenol	ND	5400	ug/kg	1000
2,4-Dinitrophenol	ND	5400	ug/kg	340
2,4-Dinitrotoluene	ND	1000	ug/kg	50
2,6-Dinitrotoluene	ND	1000	ug/kg	54
Di-n-octyl phthalate	ND	1000	ug/kg	27
Fluoranthene	**420**	**210**	**ug/kg**	**18**
Fluorene	ND	210	ug/kg	32
Hexachlorobenzene	ND	210	ug/kg	40
Hexachlorocyclopentadiene	ND	1000	ug/kg	40
Hexachloroethane	ND	1000	ug/kg	36
Indeno(1,2,3-cd)pyrene	**110 J**	**210**	**ug/kg**	**12**
Isophorone	ND	1000	ug/kg	41
2-Methylnaphthalene	ND	210	ug/kg	42
2-Methylphenol	ND	1000	ug/kg	39
4-Methylphenol	ND	1000	ug/kg	46
Naphthalene	**200 J**	**210**	**ug/kg**	**31**
2-Nitroaniline	ND	5400	ug/kg	65
3-Nitroaniline	ND	5400	ug/kg	35
4-Nitroaniline	ND	5400	ug/kg	52
Nitrobenzene	ND	210	ug/kg	53
2-Nitrophenol	ND	1000	ug/kg	40
4-Nitrophenol	ND	5400	ug/kg	620
N-Nitrosodi-n-propylamine	ND	210	ug/kg	59
N-Nitrosodiphenylamine	ND	210	ug/kg	43
Pentachlorophenol	ND	1000	ug/kg	180
Phenanthrene	ND	210	ug/kg	25

(Continued on next page)

Tetra Tech NUS, Inc

Client Sample ID: SD-09-SS

GC/MS Semivolatiles

Lot-Sample #...: C9J020291-042 Work Order #...: LLXNC1AE Matrix.....: SOLID

PARAMETER	RESULT	REPORTING LIMIT	UNITS	MDL
Phenol	ND	210	ug/kg	42
Pyrene	**410**	**210**	**ug/kg**	**56**
2,4,5-Trichloro-phenol	ND	1000	ug/kg	26
2,4,6-Trichloro-phenol	ND	1000	ug/kg	53

SURROGATE	PERCENT RECOVERY	RECOVERY LIMITS
2,4,6-Tribromophenol	52	(35 - 124)
2-Fluorobiphenyl	68	(35 - 105)
2-Fluorophenol	65	(39 - 103)
Nitrobenzene-d5	63	(25 - 104)
Phenol-d5	70	(25 - 105)
Terphenyl-d14	80	(25 - 127)

NOTE(S):

Results and reporting limits have been adjusted for dry weight.

J Estimated result. Result is less than RL.

Tetra Tech NUS, Inc

Client Sample ID: SD-10-01

GC/MS Semivolatiles

Lot-Sample #...:	C9J020291-025	**Work Order #...:**	LLXMH1AE	**Matrix.....:**	SOLID
Date Sampled...:	09/30/09 11:40	**Date Received..:**	10/02/09 10:16	**MS Run #.....:**	9285051
Prep Date.....:	10/12/09	**Analysis Date..:**	10/20/09		
Prep Batch #...:	9285068	**Analysis Time..:**	19:52		
Dilution Factor:	1	**Initial Wgt/Vol:**	30.1 g	**Final Wgt/Vol..:**	5 mL
% Moisture.....:	52	**Analyst ID.....:**	003200	**Instrument ID..:**	731
		Method.....:	SW846 8270C		

PARAMETER	RESULT	REPORTING LIMIT	UNITS	MDL
Benzyl alcohol	ND	690	ug/kg	70
3&4 Methylphenol total	ND	690	ug/kg	30
Benzidine	ND	14000	ug/kg	570
Pyridine	ND	690	ug/kg	13
N-Nitrosodimethylamine	ND	140	ug/kg	28
Benzoic acid	**77 J**	**3500**	**ug/kg**	**23**
1,2,4-Trichloro-benzene	ND	140	ug/kg	17
1,2-Diphenylhydrazine (as Azobenzene)	ND	140	ug/kg	29
bis(2-Chloroisopropyl) ether	ND	140	ug/kg	30
1,2-Dichlorobenzene	ND	140	ug/kg	26
1,3-Dichlorobenzene	ND	140	ug/kg	23
1,4-Dichlorobenzene	ND	140	ug/kg	36
1,4-Dioxane	ND	140	ug/kg	34
1-Methylnaphthalene	ND	140	ug/kg	21
Aniline	ND	690	ug/kg	30
Acenaphthene	ND	140	ug/kg	22
Acenaphthylene	ND	140	ug/kg	28
Anthracene	ND	140	ug/kg	24
Benzo(a)anthracene	ND	140	ug/kg	22
Benzo(a)pyrene	ND	140	ug/kg	39
Benzo(b)fluoranthene	ND	140	ug/kg	28
Benzo(ghi)perylene	ND	140	ug/kg	10
Benzo(k)fluoranthene	ND	140	ug/kg	29
bis(2-Chloroethoxy) methane	ND	690	ug/kg	28
bis(2-Chloroethyl)-ether	ND	140	ug/kg	12
bis(2-Ethylhexyl) phthalate	ND	690	ug/kg	59
4-Bromophenyl phenyl ether	ND	690	ug/kg	30
Butyl benzyl phthalate	ND	690	ug/kg	48
Carbazole	ND	140	ug/kg	18
4-Chloroaniline	ND	690	ug/kg	21

(Continued on next page)

Tetra Tech NUS, Inc

Client Sample ID: SD-10-01

GC/MS Semivolatiles

Lot-Sample #...: C9J020291-025 **Work Order #...:** LLXMH1AE **Matrix.....:** SOLID

PARAMETER	RESULT	REPORTING LIMIT	UNITS	MDL
4-Chloro-3-methylphenol	ND	690	ug/kg	21
2-Chloronaphthalene	ND	140	ug/kg	19
2-Chlorophenol	ND	690	ug/kg	21
4-Chlorophenyl phenyl ether	ND	690	ug/kg	31
Chrysene	ND	140	ug/kg	24
Dibenz(a,h)anthracene	ND	140	ug/kg	31
Dibenzofuran	ND	690	ug/kg	23
3,3'-Dichlorobenzidine	ND	690	ug/kg	130
2,4-Dichlorophenol	ND	140	ug/kg	28
Diethyl phthalate	**54 J**	**690**	**ug/kg**	**39**
2,4-Dimethylphenol	ND	690	ug/kg	29
Dimethyl phthalate	ND	690	ug/kg	23
Di-n-butyl phthalate	ND	690	ug/kg	39
4,6-Dinitro-2-methylphenol	ND	3500	ug/kg	670
2,4-Dinitrophenol	ND	3500	ug/kg	220
2,4-Dinitrotoluene	ND	690	ug/kg	32
2,6-Dinitrotoluene	ND	690	ug/kg	35
Di-n-octyl phthalate	ND	690	ug/kg	18
Fluoranthene	**16 J**	**140**	**ug/kg**	**12**
Fluorene	ND	140	ug/kg	21
Hexachlorobenzene	ND	140	ug/kg	26
Hexachlorocyclopentadiene	ND	690	ug/kg	26
Hexachloroethane	ND	690	ug/kg	23
Indeno(1,2,3-cd)pyrene	ND	140	ug/kg	7.6
Isophorone	ND	690	ug/kg	27
2-Methylnaphthalene	ND	140	ug/kg	27
2-Methylphenol	ND	690	ug/kg	26
4-Methylphenol	ND	690	ug/kg	30
Naphthalene	ND	140	ug/kg	20
2-Nitroaniline	ND	3500	ug/kg	43
3-Nitroaniline	ND	3500	ug/kg	23
4-Nitroaniline	ND	3500	ug/kg	34
Nitrobenzene	ND	140	ug/kg	35
2-Nitrophenol	ND	690	ug/kg	26
4-Nitrophenol	ND	3500	ug/kg	410
N-Nitrosodi-n-propylamine	ND	140	ug/kg	38
N-Nitrosodiphenylamine	ND	140	ug/kg	28
Pentachlorophenol	ND	690	ug/kg	120
Phenanthrene	ND	140	ug/kg	17

(Continued on next page)

Tetra Tech NUS, Inc

Client Sample ID: SD-10-01

GC/MS Semivolatiles

Lot-Sample #...: C9J020291-025 Work Order #...: LLXMH1AE Matrix.....: SOLID

PARAMETER	RESULT	REPORTING LIMIT	UNITS	MDL
Phenol	ND	140	ug/kg	28
Pyrene	ND	140	ug/kg	37
2,4,5-Trichloro-phenol	ND	690	ug/kg	17
2,4,6-Trichloro-phenol	ND	690	ug/kg	35

SURROGATE	PERCENT RECOVERY	RECOVERY LIMITS
2,4,6-Tribromophenol	52	(35 - 124)
2-Fluorobiphenyl	48	(35 - 105)
2-Fluorophenol	48	(39 - 103)
Nitrobenzene-d5	48	(25 - 104)
Phenol-d5	49	(25 - 105)
Terphenyl-d14	53	(25 - 127)

NOTE(S):

Results and reporting limits have been adjusted for dry weight.

J Estimated result. Result is less than RL.

Tetra Tech NUS, Inc

Client Sample ID: SD-10-02

GC/MS Semivolatiles

Lot-Sample #...:	C9J020291-026	**Work Order #...:**	LLXMJ1AE	**Matrix.....:**	SOLID
Date Sampled...:	09/30/09 11:45	**Date Received..:**	10/02/09 10:16	**MS Run #.....:**	9285051
Prep Date.....:	10/12/09	**Analysis Date..:**	10/20/09		
Prep Batch #...:	9285068	**Analysis Time..:**	20:16		
Dilution Factor:	1	**Initial Wgt/Vol:**	30.1 g	**Final Wgt/Vol..:**	5 mL
% Moisture.....:	68	**Analyst ID.....:**	003200	**Instrument ID..:**	731
		Method.....:	SW846 8270C		

PARAMETER	RESULT	REPORTING LIMIT	UNITS	MDL
Benzyl alcohol	ND	1000	ug/kg	110
3&4 Methylphenol total	ND	1000	ug/kg	46
Benzidine	ND	21000	ug/kg	860
Pyridine	ND	1000	ug/kg	20
N-Nitrosodimethylamine	ND	210	ug/kg	43
Benzoic acid	ND	5300	ug/kg	35
1,2,4-Trichloro-benzene	ND	210	ug/kg	26
1,2-Diphenylhydrazine (as Azobenzene)	ND	210	ug/kg	44
bis(2-Chloroisopropyl) ether	ND	210	ug/kg	46
1,2-Dichlorobenzene	ND	210	ug/kg	39
1,3-Dichlorobenzene	ND	210	ug/kg	35
1,4-Dichlorobenzene	ND	210	ug/kg	54
1,4-Dioxane	ND	210	ug/kg	51
1-Methylnaphthalene	ND	210	ug/kg	32
Aniline	ND	1000	ug/kg	46
Acenaphthene	ND	210	ug/kg	34
Acenaphthylene	ND	210	ug/kg	42
Anthracene	ND	210	ug/kg	37
Benzo(a)anthracene	ND	210	ug/kg	33
Benzo(a)pyrene	ND	210	ug/kg	59
Benzo(b)fluoranthene	ND	210	ug/kg	42
Benzo(ghi)perylene	ND	210	ug/kg	15
Benzo(k)fluoranthene	ND	210	ug/kg	44
bis(2-Chloroethoxy) methane	ND	1000	ug/kg	42
bis(2-Chloroethyl)-ether	ND	210	ug/kg	18
bis(2-Ethylhexyl) phthalate	ND	1000	ug/kg	89
4-Bromophenyl phenyl ether	ND	1000	ug/kg	45
Butyl benzyl phthalate	ND	1000	ug/kg	73
Carbazole	ND	210	ug/kg	28
4-Chloroaniline	ND	1000	ug/kg	32

(Continued on next page)

Tetra Tech NUS, Inc

Client Sample ID: SD-10-02

GC/MS Semivolatiles

Lot-Sample #...: C9J020291-026 **Work Order #...:** LLXMJ1AE **Matrix.....:** SOLID

PARAMETER	RESULT	REPORTING LIMIT	UNITS	MDL
4-Chloro-3-methylphenol	ND	1000	ug/kg	31
2-Chloronaphthalene	ND	210	ug/kg	28
2-Chlorophenol	ND	1000	ug/kg	32
4-Chlorophenyl phenyl ether	ND	1000	ug/kg	46
Chrysene	ND	210	ug/kg	37
Dibenz(a,h)anthracene	ND	210	ug/kg	46
Dibenzofuran	ND	1000	ug/kg	35
3,3'-Dichlorobenzidine	ND	1000	ug/kg	200
2,4-Dichlorophenol	ND	210	ug/kg	42
Diethyl phthalate	ND	1000	ug/kg	59
2,4-Dimethylphenol	ND	1000	ug/kg	44
Dimethyl phthalate	ND	1000	ug/kg	35
Di-n-butyl phthalate	ND	1000	ug/kg	58
4,6-Dinitro-2-methylphenol	ND	5300	ug/kg	1000
2,4-Dinitrophenol	ND	5300	ug/kg	340
2,4-Dinitrotoluene	ND	1000	ug/kg	49
2,6-Dinitrotoluene	ND	1000	ug/kg	53
Di-n-octyl phthalate	ND	1000	ug/kg	27
Fluoranthene	ND	210	ug/kg	18
Fluorene	ND	210	ug/kg	32
Hexachlorobenzene	ND	210	ug/kg	40
Hexachlorocyclopentadiene	ND	1000	ug/kg	40
Hexachloroethane	ND	1000	ug/kg	35
Indeno(1,2,3-cd)pyrene	ND	210	ug/kg	12
Isophorone	ND	1000	ug/kg	41
2-Methylnaphthalene	ND	210	ug/kg	41
2-Methylphenol	ND	1000	ug/kg	39
4-Methylphenol	ND	1000	ug/kg	46
Naphthalene	ND	210	ug/kg	30
2-Nitroaniline	ND	5300	ug/kg	64
3-Nitroaniline	ND	5300	ug/kg	34
4-Nitroaniline	ND	5300	ug/kg	51
Nitrobenzene	ND	210	ug/kg	53
2-Nitrophenol	ND	1000	ug/kg	40
4-Nitrophenol	ND	5300	ug/kg	620
N-Nitrosodi-n-propylamine	ND	210	ug/kg	58
N-Nitrosodiphenylamine	ND	210	ug/kg	43
Pentachlorophenol	ND	1000	ug/kg	180
Phenanthrene	ND	210	ug/kg	25

(Continued on next page)

Tetra Tech NUS, Inc

Client Sample ID: SD-10-02

GC/MS Semivolatiles

Lot-Sample #...: C9J020291-026 **Work Order #...:** LLXMJ1AE **Matrix.....:** SOLID

PARAMETER	RESULT	REPORTING LIMIT	UNITS	MDL
Phenol	ND	210	ug/kg	42
Pyrene	ND	210	ug/kg	56
2,4,5-Trichloro-phenol	ND	1000	ug/kg	26
2,4,6-Trichloro-phenol	ND	1000	ug/kg	52

SURROGATE	PERCENT RECOVERY	RECOVERY LIMITS
2,4,6-Tribromophenol	39	(35 - 124)
2-Fluorobiphenyl	39	(35 - 105)
2-Fluorophenol	39	(39 - 103)
Nitrobenzene-d5	38	(25 - 104)
Phenol-d5	39	(25 - 105)
Terphenyl-d14	44	(25 - 127)

NOTE(S):

Results and reporting limits have been adjusted for dry weight.

Tetra Tech NUS, Inc

Client Sample ID: SD-10-SS

GC/MS Semivolatiles

Lot-Sample #...:	C9J020291-024	**Work Order #...:**	LLXMG1AE	**Matrix.....:**	SOLID
Date Sampled...:	09/30/09 11:35	**Date Received..:**	10/02/09 10:16	**MS Run #.....:**	9285051
Prep Date.....:	10/12/09	**Analysis Date..:**	10/20/09		
Prep Batch #...:	9285068	**Analysis Time..:**	19:28		
Dilution Factor:	2	**Initial Wgt/Vol:**	30 g	**Final Wgt/Vol..:**	5 mL
% Moisture.....:	63	**Analyst ID.....:**	003200	**Instrument ID..:**	731
		Method.....:	SW846 8270C		

PARAMETER	RESULT	REPORTING LIMIT	UNITS	MDL
Benzyl alcohol	ND	1800	ug/kg	190
3&4 Methylphenol total	ND	1800	ug/kg	80
Benzidine	ND	37000	ug/kg	1500
Pyridine	ND	1800	ug/kg	34
N-Nitrosodimethylamine	ND	370	ug/kg	75
Benzoic acid	ND	9300	ug/kg	61
1,2,4-Trichloro-benzene	ND	370	ug/kg	46
1,2-Diphenylhydrazine (as Azobenzene)	ND	370	ug/kg	76
bis(2-Chloroisopropyl) ether	ND	370	ug/kg	80
1,2-Dichlorobenzene	ND	370	ug/kg	67
1,3-Dichlorobenzene	ND	370	ug/kg	61
1,4-Dichlorobenzene	ND	370	ug/kg	94
1,4-Dioxane	ND	370	ug/kg	88
1-Methylnaphthalene	ND	370	ug/kg	55
Aniline	ND	1800	ug/kg	80
Acenaphthene	ND	370	ug/kg	59
Acenaphthylene	ND	370	ug/kg	73
Anthracene	ND	370	ug/kg	64
Benzo(a)anthracene	ND	370	ug/kg	58
Benzo(a)pyrene	**110 J**	**370**	**ug/kg**	**100**
Benzo(b)fluoranthene	**210 J**	**370**	**ug/kg**	**74**
Benzo(ghi)perylene	**110 J**	**370**	**ug/kg**	**27**
Benzo(k)fluoranthene	ND	370	ug/kg	76
bis(2-Chloroethoxy) methane	ND	1800	ug/kg	73
bis(2-Chloroethyl)-ether	ND	370	ug/kg	32
bis(2-Ethylhexyl) phthalate	ND	1800	ug/kg	150
4-Bromophenyl phenyl ether	ND	1800	ug/kg	78
Butyl benzyl phthalate	ND	1800	ug/kg	130
Carbazole	ND	370	ug/kg	48
4-Chloroaniline	ND	1800	ug/kg	56

(Continued on next page)

Tetra Tech NUS, Inc

Client Sample ID: SD-10-SS

GC/MS Semivolatiles

Lot-Sample #...: C9J020291-024 Work Order #...: LLXMG1AE Matrix.....: SOLID

PARAMETER	RESULT	REPORTING LIMIT	UNITS	MDL
4-Chloro-3-methylphenol	ND	1800	ug/kg	54
2-Chloronaphthalene	ND	370	ug/kg	49
2-Chlorophenol	ND	1800	ug/kg	56
4-Chlorophenyl phenyl ether	ND	1800	ug/kg	81
Chrysene	ND	370	ug/kg	64
Dibenz(a,h)anthracene	ND	370	ug/kg	80
Dibenzofuran	ND	1800	ug/kg	62
3,3'-Dichlorobenzidine	ND	1800	ug/kg	340
2,4-Dichlorophenol	ND	370	ug/kg	74
Diethyl phthalate	**120 J**	**1800**	**ug/kg**	**100**
2,4-Dimethylphenol	ND	1800	ug/kg	77
Dimethyl phthalate	ND	1800	ug/kg	61
Di-n-butyl phthalate	ND	1800	ug/kg	100
4,6-Dinitro-2-methylphenol	ND	9300	ug/kg	1800
2,4-Dinitrophenol	ND	9300	ug/kg	590
2,4-Dinitrotoluene	ND	1800	ug/kg	85
2,6-Dinitrotoluene	ND	1800	ug/kg	93
Di-n-octyl phthalate	ND	1800	ug/kg	47
Fluoranthene	**190 J**	**370**	**ug/kg**	**31**
Fluorene	ND	370	ug/kg	55
Hexachlorobenzene	ND	370	ug/kg	69
Hexachlorocyclopentadiene	ND	1800	ug/kg	69
Hexachloroethane	ND	1800	ug/kg	62
Indeno(1,2,3-cd)pyrene	ND	370	ug/kg	20
Isophorone	ND	1800	ug/kg	71
2-Methylnaphthalene	ND	370	ug/kg	72
2-Methylphenol	ND	1800	ug/kg	67
4-Methylphenol	ND	1800	ug/kg	80
Naphthalene	ND	370	ug/kg	53
2-Nitroaniline	ND	9300	ug/kg	110
3-Nitroaniline	ND	9300	ug/kg	60
4-Nitroaniline	ND	9300	ug/kg	89
Nitrobenzene	ND	370	ug/kg	92
2-Nitrophenol	ND	1800	ug/kg	70
4-Nitrophenol	ND	9300	ug/kg	1100
N-Nitrosodi-n-propylamine	ND	370	ug/kg	100
N-Nitrosodiphenylamine	ND	370	ug/kg	75
Pentachlorophenol	ND	1800	ug/kg	320
Phenanthrene	**87 J**	**370**	**ug/kg**	**44**

(Continued on next page)

Tetra Tech NUS, Inc

Client Sample ID: SD-10-SS

GC/MS Semivolatiles

Lot-Sample #...: C9J020291-024 Work Order #...: LLXMG1AE Matrix.....: SOLID

PARAMETER	RESULT	REPORTING LIMIT	UNITS	MDL
Phenol	ND	370	ug/kg	73
Pyrene	**210 J**	**370**	**ug/kg**	**97**
2,4,5-Trichloro-phenol	ND	1800	ug/kg	45
2,4,6-Trichloro-phenol	ND	1800	ug/kg	91

SURROGATE	PERCENT RECOVERY	RECOVERY LIMITS
2,4,6-Tribromophenol	57	(35 - 124)
2-Fluorobiphenyl	57	(35 - 105)
2-Fluorophenol	59	(39 - 103)
Nitrobenzene-d5	57	(25 - 104)
Phenol-d5	59	(25 - 105)
Terphenyl-d14	55	(25 - 127)

NOTE(S):

Results and reporting limits have been adjusted for dry weight.

J Estimated result. Result is less than RL.

Tetra Tech NUS, Inc

Client Sample ID: SD-11-01

GC/MS Semivolatiles

Lot-Sample #...:	C9J020291-034	**Work Order #...:**	LLXM21AE	**Matrix.....:**	SOLID
Date Sampled...:	10/01/09 11:50	**Date Received..:**	10/02/09 10:16	**MS Run #.....:**	
Prep Date.....:	10/14/09	**Analysis Date..:**	10/21/09		
Prep Batch #...:	9287197	**Analysis Time..:**	07:02		
Dilution Factor:	1	**Initial Wgt/Vol:**	30 g	**Final Wgt/Vol..:**	5 mL
% Moisture.....:	66	**Analyst ID.....:**	007062	**Instrument ID..:**	722
		Method.....:	SW846 8270C		

PARAMETER	RESULT	REPORTING LIMIT	UNITS	MDL
Benzyl alcohol	ND	970	ug/kg	100
3&4 Methylphenol total	ND	970	ug/kg	43
Benzidine	ND	20000	ug/kg	800
Pyridine	ND	970	ug/kg	18
N-Nitrosodimethylamine	ND	200	ug/kg	40
Benzoic acid	ND	5000	ug/kg	33
1,2,4-Trichloro-benzene	ND	200	ug/kg	25
1,2-Diphenylhydrazine (as Azobenzene)	ND	200	ug/kg	41
bis(2-Chloroisopropyl) ether	ND	200	ug/kg	43
1,2-Dichlorobenzene	ND	200	ug/kg	36
1,3-Dichlorobenzene	ND	200	ug/kg	33
1,4-Dichlorobenzene	ND	200	ug/kg	50
1,4-Dioxane	**310**	**200**	**ug/kg**	**47**
1-Methylnaphthalene	**36 J**	**200**	**ug/kg**	**30**
Aniline	ND	970	ug/kg	43
Acenaphthene	ND	200	ug/kg	31
Acenaphthylene	**77 J**	**200**	**ug/kg**	**39**
Anthracene	**120 J**	**200**	**ug/kg**	**34**
Benzo(a)anthracene	**150 J**	**200**	**ug/kg**	**31**
Benzo(a)pyrene	**120 J**	**200**	**ug/kg**	**55**
Benzo(b)fluoranthene	**260**	**200**	**ug/kg**	**40**
Benzo(ghi)perylene	**140 J**	**200**	**ug/kg**	**14**
Benzo(k)fluoranthene	ND	200	ug/kg	41
bis(2-Chloroethoxy) methane	ND	970	ug/kg	39
bis(2-Chloroethyl)-ether	ND	200	ug/kg	17
bis(2-Ethylhexyl) phthalate	**280 J**	**970**	**ug/kg**	**83**
4-Bromophenyl phenyl ether	ND	970	ug/kg	42
Butyl benzyl phthalate	ND	970	ug/kg	69
Carbazole	ND	200	ug/kg	26
4-Chloroaniline	ND	970	ug/kg	30

(Continued on next page)

Tetra Tech NUS, Inc

Client Sample ID: SD-11-01

GC/MS Semivolatiles

Lot-Sample #...: C9J020291-034 Work Order #...: LLXM21AE Matrix.....: SOLID

PARAMETER	RESULT	REPORTING LIMIT	UNITS	MDL
4-Chloro-3-methylphenol	ND	970	ug/kg	29
2-Chloronaphthalene	ND	200	ug/kg	26
2-Chlorophenol	ND	970	ug/kg	30
4-Chlorophenyl phenyl ether	ND	970	ug/kg	43
Chrysene	**180 J**	**200**	**ug/kg**	**34**
Dibenz(a,h)anthracene	ND	200	ug/kg	43
Dibenzofuran	ND	970	ug/kg	33
3,3'-Dichlorobenzidine	ND	970	ug/kg	180
2,4-Dichlorophenol	ND	200	ug/kg	40
Diethyl phthalate	ND	970	ug/kg	55
2,4-Dimethylphenol	ND	970	ug/kg	41
Dimethyl phthalate	ND	970	ug/kg	33
Di-n-butyl phthalate	ND	970	ug/kg	55
4,6-Dinitro-2-methylphenol	ND	5000	ug/kg	940
2,4-Dinitrophenol	ND	5000	ug/kg	310
2,4-Dinitrotoluene	ND	970	ug/kg	46
2,6-Dinitrotoluene	ND	970	ug/kg	50
Di-n-octyl phthalate	**400 J**	**970**	**ug/kg**	**25**
Fluoranthene	**490**	**200**	**ug/kg**	**17**
Fluorene	ND	200	ug/kg	30
Hexachlorobenzene	ND	200	ug/kg	37
Hexachlorocyclopentadiene	ND	970	ug/kg	37
Hexachloroethane	ND	970	ug/kg	33
Indeno(1,2,3-cd)pyrene	**110 J**	**200**	**ug/kg**	**11**
Isophorone	ND	970	ug/kg	38
2-Methylnaphthalene	**110 J**	**200**	**ug/kg**	**39**
2-Methylphenol	ND	970	ug/kg	36
4-Methylphenol	ND	970	ug/kg	43
Naphthalene	**300**	**200**	**ug/kg**	**28**
2-Nitroaniline	ND	5000	ug/kg	60
3-Nitroaniline	ND	5000	ug/kg	32
4-Nitroaniline	ND	5000	ug/kg	48
Nitrobenzene	ND	200	ug/kg	49
2-Nitrophenol	ND	970	ug/kg	37
4-Nitrophenol	ND	5000	ug/kg	580
N-Nitrosodi-n-propylamine	ND	200	ug/kg	54
N-Nitrosodiphenylamine	ND	200	ug/kg	40
Pentachlorophenol	ND	970	ug/kg	170
Phenanthrene	**220**	**200**	**ug/kg**	**23**

(Continued on next page)

Tetra Tech NUS, Inc

Client Sample ID: SD-11-01

GC/MS Semivolatiles

Lot-Sample #...: C9J020291-034 Work Order #...: LLXM21AE Matrix.....: SOLID

PARAMETER	RESULT	REPORTING LIMIT	UNITS	MDL
Phenol	ND	200	ug/kg	39
Pyrene	**430**	**200**	**ug/kg**	**52**
2,4,5-Trichloro-phenol	ND	970	ug/kg	24
2,4,6-Trichloro-phenol	ND	970	ug/kg	49

SURROGATE	PERCENT RECOVERY	RECOVERY LIMITS
2,4,6-Tribromophenol	56	(35 - 124)
2-Fluorobiphenyl	57	(35 - 105)
2-Fluorophenol	46	(39 - 103)
Nitrobenzene-d5	46	(25 - 104)
Phenol-d5	48	(25 - 105)
Terphenyl-d14	75	(25 - 127)

NOTE(S):

Results and reporting limits have been adjusted for dry weight.

J Estimated result. Result is less than RL.

Tetra Tech NUS, Inc

Client Sample ID: SD-11-02

GC/MS Semivolatiles

Lot-Sample #...:	C9J020291-035	**Work Order #...:**	LLXM31AE	**Matrix.....:**	SOLID
Date Sampled...:	10/01/09 11:55	**Date Received..:**	10/02/09 10:16	**MS Run #.....:**	
Prep Date.....:	10/14/09	**Analysis Date..:**	10/22/09		
Prep Batch #...:	9287197	**Analysis Time..:**	09:18		
Dilution Factor:	0.99	**Initial Wgt/Vol:**	30.2 g	**Final Wgt/Vol..:**	5 mL
% Moisture.....:	59	**Analyst ID.....:**	007062	**Instrument ID..:**	722
		Method.....:	SW846 8270C		

PARAMETER	RESULT	REPORTING LIMIT	UNITS	MDL
Benzyl alcohol	ND	800	ug/kg	82
3&4 Methylphenol total	ND	800	ug/kg	35
Benzidine	ND	16000	ug/kg	660
Pyridine	ND	800	ug/kg	15
N-Nitrosodimethylamine	ND	160	ug/kg	33
Benzoic acid	ND	4100	ug/kg	27
1,2,4-Trichloro-benzene	ND	160	ug/kg	20
1,2-Diphenylhydrazine (as Azobenzene)	ND	160	ug/kg	34
bis(2-Chloroisopropyl) ether	ND	160	ug/kg	35
1,2-Dichlorobenzene	ND	160	ug/kg	30
1,3-Dichlorobenzene	ND	160	ug/kg	27
1,4-Dichlorobenzene	ND	160	ug/kg	42
1,4-Dioxane	ND	160	ug/kg	39
1-Methylnaphthalene	ND	160	ug/kg	24
Aniline	ND	800	ug/kg	35
Acenaphthene	ND	160	ug/kg	26
Acenaphthylene	ND	160	ug/kg	32
Anthracene	ND	160	ug/kg	28
Benzo(a)anthracene	ND	160	ug/kg	26
Benzo(a)pyrene	ND	160	ug/kg	45
Benzo(b)fluoranthene	ND	160	ug/kg	33
Benzo(ghi)perylene	ND	160	ug/kg	12
Benzo(k)fluoranthene	ND	160	ug/kg	34
bis(2-Chloroethoxy) methane	ND	800	ug/kg	32
bis(2-Chloroethyl)-ether	ND	160	ug/kg	14
bis(2-Ethylhexyl) phthalate	ND	800	ug/kg	68
4-Bromophenyl phenyl ether	ND	800	ug/kg	34
Butyl benzyl phthalate	ND	800	ug/kg	56
Carbazole	ND	160	ug/kg	21
4-Chloroaniline	ND	800	ug/kg	25

(Continued on next page)

Tetra Tech NUS, Inc

Client Sample ID: SD-11-02

GC/MS Semivolatiles

Lot-Sample #...: C9J020291-035 Work Order #...: LLXM31AE Matrix.....: SOLID

PARAMETER	RESULT	REPORTING LIMIT	UNITS	MDL
4-Chloro-3-methylphenol	ND	800	ug/kg	24
2-Chloronaphthalene	ND	160	ug/kg	22
2-Chlorophenol	ND	800	ug/kg	25
4-Chlorophenyl phenyl ether	ND	800	ug/kg	36
Chrysene	ND	160	ug/kg	28
Dibenz(a,h)anthracene	ND	160	ug/kg	35
Dibenzofuran	ND	800	ug/kg	27
3,3'-Dichlorobenzidine	ND	800	ug/kg	150
2,4-Dichlorophenol	ND	160	ug/kg	33
Diethyl phthalate	ND	800	ug/kg	46
2,4-Dimethylphenol	ND	800	ug/kg	34
Dimethyl phthalate	ND	800	ug/kg	27
Di-n-butyl phthalate	ND	800	ug/kg	45
4,6-Dinitro-2-methylphenol	ND	4100	ug/kg	780
2,4-Dinitrophenol	ND	4100	ug/kg	260
2,4-Dinitrotoluene	ND	800	ug/kg	38
2,6-Dinitrotoluene	ND	800	ug/kg	41
Di-n-octyl phthalate	ND	800	ug/kg	21
Fluoranthene	ND	160	ug/kg	14
Fluorene	ND	160	ug/kg	24
Hexachlorobenzene	ND	160	ug/kg	31
Hexachlorocyclopentadiene	ND	800	ug/kg	31
Hexachloroethane	ND	800	ug/kg	27
Indeno(1,2,3-cd)pyrene	ND	160	ug/kg	8.9
Isophorone	ND	800	ug/kg	31
2-Methylnaphthalene	ND	160	ug/kg	32
2-Methylphenol	ND	800	ug/kg	30
4-Methylphenol	ND	800	ug/kg	35
Naphthalene	ND	160	ug/kg	23
2-Nitroaniline	ND	4100	ug/kg	49
3-Nitroaniline	ND	4100	ug/kg	26
4-Nitroaniline	ND	4100	ug/kg	39
Nitrobenzene	ND	160	ug/kg	41
2-Nitrophenol	ND	800	ug/kg	31
4-Nitrophenol	ND	4100	ug/kg	470
N-Nitrosodi-n-propylamine	ND	160	ug/kg	45
N-Nitrosodiphenylamine	ND	160	ug/kg	33
Pentachlorophenol	ND	800	ug/kg	140
Phenanthrene	ND	160	ug/kg	19

(Continued on next page)

Tetra Tech NUS, Inc

Client Sample ID: SD-11-02

GC/MS Semivolatiles

Lot-Sample #...: C9J020291-035 **Work Order #...:** LLXM31AE **Matrix.....:** SOLID

PARAMETER	RESULT	REPORTING LIMIT	UNITS	MDL
Phenol	ND	160	ug/kg	32
Pyrene	ND	160	ug/kg	43
2,4,5-Trichloro-phenol	ND	800	ug/kg	20
2,4,6-Trichloro-phenol	ND	800	ug/kg	40

SURROGATE	PERCENT RECOVERY	RECOVERY LIMITS
2,4,6-Tribromophenol	37	(35 - 124)
2-Fluorobiphenyl	50	(35 - 105)
2-Fluorophenol	53	(39 - 103)
Nitrobenzene-d5	47	(25 - 104)
Phenol-d5	60	(25 - 105)
Terphenyl-d14	60	(25 - 127)

NOTE(S):

Results and reporting limits have been adjusted for dry weight.

Tetra Tech NUS, Inc

Client Sample ID: SD-11-SS

GC/MS Semivolatiles

Lot-Sample #...:	C9J020291-033	**Work Order #...:**	LLXM01AE	**Matrix.....:**	SOLID
Date Sampled...:	10/01/09	**Date Received..:**	10/02/09	**MS Run #.....:**	9287103
Prep Date.....:	10/14/09	**Analysis Date..:**	10/21/09		
Prep Batch #...:	9287197	**Analysis Time..:**	05:58		
Dilution Factor:	1	**Initial Wgt/Vol:**	30 g	**Final Wgt/Vol..:**	5 mL
% Moisture.....:	70	**Analyst ID.....:**	007062	**Instrument ID..:**	722
		Method.....:	SW846 8270C		

PARAMETER	RESULT	REPORTING LIMIT	UNITS	MDL
Benzyl alcohol	ND	1100	ug/kg	110
3&4 Methylphenol total	ND	1100	ug/kg	48
Benzidine	ND	22000	ug/kg	900
Pyridine	ND	1100	ug/kg	21
N-Nitrosodimethylamine	ND	220	ug/kg	45
Benzoic acid	ND	5600	ug/kg	37
1,2,4-Trichloro-benzene	ND	220	ug/kg	28
1,2-Diphenylhydrazine (as Azobenzene)	ND	220	ug/kg	46
bis(2-Chloroisopropyl) ether	ND	220	ug/kg	48
1,2-Dichlorobenzene	ND	220	ug/kg	41
1,3-Dichlorobenzene	ND	220	ug/kg	37
1,4-Dichlorobenzene	ND	220	ug/kg	57
1,4-Dioxane	ND	220	ug/kg	53
1-Methylnaphthalene	ND	220	ug/kg	33
Aniline	ND	1100	ug/kg	48
Acenaphthene	ND	220	ug/kg	35
Acenaphthylene	**53 J**	**220**	**ug/kg**	**44**
Anthracene	**87 J**	**220**	**ug/kg**	**39**
Benzo(a)anthracene	**160 J**	**220**	**ug/kg**	**35**
Benzo(a)pyrene	**120 J**	**220**	**ug/kg**	**62**
Benzo(b)fluoranthene	**290**	**220**	**ug/kg**	**45**
Benzo(ghi)perylene	**120 J**	**220**	**ug/kg**	**16**
Benzo(k)fluoranthene	ND	220	ug/kg	46
bis(2-Chloroethoxy) methane	ND	1100	ug/kg	44
bis(2-Chloroethyl)-ether	ND	220	ug/kg	19
bis(2-Ethylhexyl) phthalate	**250 J**	**1100**	**ug/kg**	**93**
4-Bromophenyl phenyl ether	ND	1100	ug/kg	47
Butyl benzyl phthalate	ND	1100	ug/kg	77
Carbazole	ND	220	ug/kg	29
4-Chloroaniline	ND	1100	ug/kg	34

(Continued on next page)

Tetra Tech NUS, Inc

Client Sample ID: SD-11-SS

GC/MS Semivolatiles

Lot-Sample #...: C9J020291-033 **Work Order #...:** LLXM01AE **Matrix.....:** SOLID

PARAMETER	RESULT	REPORTING LIMIT	UNITS	MDL
4-Chloro-3-methylphenol	ND	1100	ug/kg	33
2-Chloronaphthalene	ND	220	ug/kg	30
2-Chlorophenol	ND	1100	ug/kg	34
4-Chlorophenyl phenyl ether	ND	1100	ug/kg	49
Chrysene	**180 J**	**220**	**ug/kg**	**38**
Dibenz(a,h)anthracene	ND	220	ug/kg	48
Dibenzofuran	ND	1100	ug/kg	37
3,3'-Dichlorobenzidine	ND	1100	ug/kg	210
2,4-Dichlorophenol	ND	220	ug/kg	45
Diethyl phthalate	ND	1100	ug/kg	62
2,4-Dimethylphenol	ND	1100	ug/kg	46
Dimethyl phthalate	ND	1100	ug/kg	37
Di-n-butyl phthalate	ND	1100	ug/kg	61
4,6-Dinitro-2-methylphenol	ND	5600	ug/kg	1100
2,4-Dinitrophenol	ND	5600	ug/kg	350
2,4-Dinitrotoluene	ND	1100	ug/kg	52
2,6-Dinitrotoluene	ND	1100	ug/kg	56
Di-n-octyl phthalate	ND	1100	ug/kg	28
Fluoranthene	**410**	**220**	**ug/kg**	**19**
Fluorene	ND	220	ug/kg	33
Hexachlorobenzene	ND	220	ug/kg	42
Hexachlorocyclopentadiene	ND	1100	ug/kg	42
Hexachloroethane	ND	1100	ug/kg	37
Indeno(1,2,3-cd)pyrene	**100 J**	**220**	**ug/kg**	**12**
Isophorone	ND	1100	ug/kg	43
2-Methylnaphthalene	**69 J**	**220**	**ug/kg**	**43**
2-Methylphenol	ND	1100	ug/kg	41
4-Methylphenol	ND	1100	ug/kg	48
Naphthalene	**230**	**220**	**ug/kg**	**32**
2-Nitroaniline	ND	5600	ug/kg	67
3-Nitroaniline	ND	5600	ug/kg	36
4-Nitroaniline	ND	5600	ug/kg	54
Nitrobenzene	ND	220	ug/kg	55
2-Nitrophenol	ND	1100	ug/kg	42
4-Nitrophenol	ND	5600	ug/kg	650
N-Nitrosodi-n-propylamine	ND	220	ug/kg	61
N-Nitrosodiphenylamine	ND	220	ug/kg	45
Pentachlorophenol	ND	1100	ug/kg	190
Phenanthrene	ND	220	ug/kg	26

(Continued on next page)

Tetra Tech NUS, Inc

Client Sample ID: SD-11-SS

GC/MS Semivolatiles

Lot-Sample #...: C9J020291-033 **Work Order #...:** LLXM01AE **Matrix.....:** SOLID

PARAMETER	RESULT	REPORTING LIMIT	UNITS	MDL
Phenol	ND	220	ug/kg	44
Pyrene	**380**	**220**	**ug/kg**	**58**
2,4,5-Trichloro-phenol	ND	1100	ug/kg	27
2,4,6-Trichloro-phenol	ND	1100	ug/kg	55

SURROGATE	PERCENT RECOVERY	RECOVERY LIMITS
2,4,6-Tribromophenol	55	(35 - 124)
2-Fluorobiphenyl	54	(35 - 105)
2-Fluorophenol	42	(39 - 103)
Nitrobenzene-d5	42	(25 - 104)
Phenol-d5	47	(25 - 105)
Terphenyl-d14	67	(25 - 127)

NOTE(S):

Results and reporting limits have been adjusted for dry weight.

J Estimated result. Result is less than RL.

Tetra Tech NUS, Inc

Client Sample ID: SD-12-01

GC/MS Semivolatiles

Lot-Sample #...:	C9J020291-031	**Work Order #...:**	LLXMV1AE	**Matrix.....:**	SOLID
Date Sampled...:	09/30/09 13:00	**Date Received..:**	10/02/09 10:16	**MS Run #.....:**	9285051
Prep Date.....:	10/12/09	**Analysis Date..:**	10/20/09		
Prep Batch #...:	9285068	**Analysis Time..:**	22:16		
Dilution Factor:	0.5	**Initial Wgt/Vol:**	30.2 g	**Final Wgt/Vol..:**	5 mL
% Moisture.....:	22	**Analyst ID.....:**	003200	**Instrument ID..:**	731
		Method.....:	SW846 8270C		

PARAMETER	RESULT	REPORTING LIMIT	UNITS	MDL
Benzyl alcohol	ND	210	ug/kg	22
3&4 Methylphenol total	ND	210	ug/kg	9.4
Benzidine	ND	4300	ug/kg	170
Pyridine	ND	210	ug/kg	4.0
N-Nitrosodimethylamine	ND	43	ug/kg	8.8
Benzoic acid	ND	1100	ug/kg	7.1
1,2,4-Trichloro-benzene	ND	43	ug/kg	5.4
1,2-Diphenylhydrazine (as Azobenzene)	ND	43	ug/kg	8.9
bis(2-Chloroisopropyl) ether	ND	43	ug/kg	9.3
1,2-Dichlorobenzene	ND	43	ug/kg	7.9
1,3-Dichlorobenzene	ND	43	ug/kg	7.2
1,4-Dichlorobenzene	ND	43	ug/kg	11
1,4-Dioxane	ND	43	ug/kg	10
1-Methylnaphthalene	ND	43	ug/kg	6.5
Aniline	ND	210	ug/kg	9.3
Acenaphthene	ND	43	ug/kg	6.9
Acenaphthylene	ND	43	ug/kg	8.5
Anthracene	ND	43	ug/kg	7.5
Benzo(a)anthracene	ND	43	ug/kg	6.8
Benzo(a)pyrene	ND	43	ug/kg	12
Benzo(b)fluoranthene	ND	43	ug/kg	8.7
Benzo(ghi)perylene	ND	43	ug/kg	3.1
Benzo(k)fluoranthene	ND	43	ug/kg	8.9
bis(2-Chloroethoxy) methane	ND	210	ug/kg	8.6
bis(2-Chloroethyl)-ether	ND	43	ug/kg	3.7
bis(2-Ethylhexyl) phthalate	ND	210	ug/kg	18
4-Bromophenyl phenyl ether	ND	210	ug/kg	9.1
Butyl benzyl phthalate	ND	210	ug/kg	15
Carbazole	ND	43	ug/kg	5.6
4-Chloroaniline	ND	210	ug/kg	6.6

(Continued on next page)

Tetra Tech NUS, Inc

Client Sample ID: SD-12-01

GC/MS Semivolatiles

Lot-Sample #...: C9J020291-031 Work Order #...: LLXMV1AE Matrix.....: SOLID

PARAMETER	RESULT	REPORTING LIMIT	UNITS	MDL
4-Chloro-3-methylphenol	ND	210	ug/kg	6.4
2-Chloronaphthalene	ND	43	ug/kg	5.8
2-Chlorophenol	ND	210	ug/kg	6.6
4-Chlorophenyl phenyl ether	ND	210	ug/kg	9.4
Chrysene	ND	43	ug/kg	7.5
Dibenz(a,h)anthracene	ND	43	ug/kg	9.4
Dibenzofuran	ND	210	ug/kg	7.2
3,3'-Dichlorobenzidine	ND	210	ug/kg	40
2,4-Dichlorophenol	ND	43	ug/kg	8.7
Diethyl phthalate	ND	210	ug/kg	12
2,4-Dimethylphenol	ND	210	ug/kg	9.0
Dimethyl phthalate	ND	210	ug/kg	7.2
Di-n-butyl phthalate	ND	210	ug/kg	12
4,6-Dinitro-2-methylphenol	ND	1100	ug/kg	210
2,4-Dinitrophenol	ND	1100	ug/kg	69
2,4-Dinitrotoluene	ND	210	ug/kg	10
2,6-Dinitrotoluene	ND	210	ug/kg	11
Di-n-octyl phthalate	ND	210	ug/kg	5.5
Fluoranthene	ND	43	ug/kg	3.6
Fluorene	ND	43	ug/kg	6.4
Hexachlorobenzene	ND	43	ug/kg	8.1
Hexachlorocyclopentadiene	ND	210	ug/kg	8.1
Hexachloroethane	ND	210	ug/kg	7.2
Indeno(1,2,3-cd)pyrene	ND	43	ug/kg	2.3
Isophorone	ND	210	ug/kg	8.3
2-Methylnaphthalene	ND	43	ug/kg	8.4
2-Methylphenol	ND	210	ug/kg	7.9
4-Methylphenol	ND	210	ug/kg	9.4
Naphthalene	ND	43	ug/kg	6.2
2-Nitroaniline	ND	1100	ug/kg	13
3-Nitroaniline	ND	1100	ug/kg	7.0
4-Nitroaniline	ND	1100	ug/kg	10
Nitrobenzene	ND	43	ug/kg	11
2-Nitrophenol	ND	210	ug/kg	8.1
4-Nitrophenol	ND	1100	ug/kg	130
N-Nitrosodi-n-propylamine	ND	43	ug/kg	12
N-Nitrosodiphenylamine	ND	43	ug/kg	8.8
Pentachlorophenol	ND	210	ug/kg	37
Phenanthrene	ND	43	ug/kg	5.1

(Continued on next page)

Tetra Tech NUS, Inc

Client Sample ID: SD-12-01

GC/MS Semivolatiles

Lot-Sample #...: C9J020291-031 **Work Order #...:** LLXMV1AE **Matrix.....:** SOLID

PARAMETER	RESULT	REPORTING LIMIT	UNITS	MDL
Phenol	ND	43	ug/kg	8.5
Pyrene	ND	43	ug/kg	11
2,4,5-Trichloro-phenol	ND	210	ug/kg	5.3
2,4,6-Trichloro-phenol	ND	210	ug/kg	11

SURROGATE	PERCENT RECOVERY	RECOVERY LIMITS
2,4,6-Tribromophenol	58	(35 - 124)
2-Fluorobiphenyl	59	(35 - 105)
2-Fluorophenol	56	(39 - 103)
Nitrobenzene-d5	57	(25 - 104)
Phenol-d5	54	(25 - 105)
Terphenyl-d14	58	(25 - 127)

NOTE(S):

Results and reporting limits have been adjusted for dry weight.

Tetra Tech NUS, Inc

Client Sample ID: SD-12-02

GC/MS Semivolatiles

Lot-Sample #...:	C9J020291-032	**Work Order #...:**	LLXMX1AE	**Matrix.....:**	SOLID
Date Sampled...:	09/30/09 13:05	**Date Received..:**	10/02/09 10:16	**MS Run #.....:**	9285051
Prep Date.....:	10/12/09	**Analysis Date..:**	10/20/09		
Prep Batch #...:	9285068	**Analysis Time..:**	22:41		
Dilution Factor:	0.5	**Initial Wgt/Vol:**	30 g	**Final Wgt/Vol..:**	5 mL
% Moisture.....:	18	**Analyst ID.....:**	003200	**Instrument ID..:**	731
		Method.....:	SW846 8270C		

PARAMETER	RESULT	REPORTING LIMIT	UNITS	MDL
Benzyl alcohol	ND	200	ug/kg	21
3&4 Methylphenol total	ND	200	ug/kg	9.0
Benzidine	ND	4100	ug/kg	170
Pyridine	ND	200	ug/kg	3.8
N-Nitrosodimethylamine	ND	41	ug/kg	8.4
Benzoic acid	ND	1000	ug/kg	6.8
1,2,4-Trichloro-benzene	ND	41	ug/kg	5.1
1,2-Diphenylhydrazine (as Azobenzene)	ND	41	ug/kg	8.5
bis(2-Chloroisopropyl) ether	ND	41	ug/kg	8.9
1,2-Dichlorobenzene	ND	41	ug/kg	7.6
1,3-Dichlorobenzene	ND	41	ug/kg	6.9
1,4-Dichlorobenzene	ND	41	ug/kg	11
1,4-Dioxane	ND	41	ug/kg	9.9
1-Methylnaphthalene	ND	41	ug/kg	6.2
Aniline	ND	200	ug/kg	8.9
Acenaphthene	ND	41	ug/kg	6.6
Acenaphthylene	ND	41	ug/kg	8.1
Anthracene	ND	41	ug/kg	7.2
Benzo(a)anthracene	ND	41	ug/kg	6.5
Benzo(a)pyrene	ND	41	ug/kg	11
Benzo(b)fluoranthene	ND	41	ug/kg	8.3
Benzo(ghi)perylene	ND	41	ug/kg	3.0
Benzo(k)fluoranthene	ND	41	ug/kg	8.5
bis(2-Chloroethoxy) methane	ND	200	ug/kg	8.2
bis(2-Chloroethyl)-ether	ND	41	ug/kg	3.6
bis(2-Ethylhexyl) phthalate	ND	200	ug/kg	17
4-Bromophenyl phenyl ether	ND	200	ug/kg	8.7
Butyl benzyl phthalate	ND	200	ug/kg	14
Carbazole	ND	41	ug/kg	5.4
4-Chloroaniline	ND	200	ug/kg	6.3

(Continued on next page)

Tetra Tech NUS, Inc

Client Sample ID: SD-12-02

GC/MS Semivolatiles

Lot-Sample #...: C9J020291-032 Work Order #...: LLXMX1AE Matrix.....: SOLID

PARAMETER	RESULT	REPORTING LIMIT	UNITS	MDL
4-Chloro-3-methylphenol	ND	200	ug/kg	6.1
2-Chloronaphthalene	ND	41	ug/kg	5.5
2-Chlorophenol	ND	200	ug/kg	6.3
4-Chlorophenyl phenyl ether	ND	200	ug/kg	9.0
Chrysene	ND	41	ug/kg	7.1
Dibenz(a,h)anthracene	ND	41	ug/kg	9.0
Dibenzofuran	ND	200	ug/kg	6.9
3,3'-Dichlorobenzidine	ND	200	ug/kg	39
2,4-Dichlorophenol	ND	41	ug/kg	8.3
Diethyl phthalate	ND	200	ug/kg	12
2,4-Dimethylphenol	ND	200	ug/kg	8.6
Dimethyl phthalate	ND	200	ug/kg	6.9
Di-n-butyl phthalate	ND	200	ug/kg	11
4,6-Dinitro-2-methylphenol	ND	1000	ug/kg	200
2,4-Dinitrophenol	ND	1000	ug/kg	66
2,4-Dinitrotoluene	ND	200	ug/kg	9.6
2,6-Dinitrotoluene	ND	200	ug/kg	10
Di-n-octyl phthalate	ND	200	ug/kg	5.3
Fluoranthene	ND	41	ug/kg	3.5
Fluorene	ND	41	ug/kg	6.2
Hexachlorobenzene	ND	41	ug/kg	7.7
Hexachlorocyclopentadiene	ND	200	ug/kg	7.8
Hexachloroethane	ND	200	ug/kg	6.9
Indeno(1,2,3-cd)pyrene	ND	41	ug/kg	2.2
Isophorone	ND	200	ug/kg	8.0
2-Methylnaphthalene	ND	41	ug/kg	8.0
2-Methylphenol	ND	200	ug/kg	7.5
4-Methylphenol	ND	200	ug/kg	9.0
Naphthalene	ND	41	ug/kg	5.9
2-Nitroaniline	ND	1000	ug/kg	13
3-Nitroaniline	ND	1000	ug/kg	6.7
4-Nitroaniline	ND	1000	ug/kg	10
Nitrobenzene	ND	41	ug/kg	10
2-Nitrophenol	ND	200	ug/kg	7.8
4-Nitrophenol	ND	1000	ug/kg	120
N-Nitrosodi-n-propylamine	ND	41	ug/kg	11
N-Nitrosodiphenylamine	ND	41	ug/kg	8.4
Pentachlorophenol	ND	200	ug/kg	36
Phenanthrene	ND	41	ug/kg	4.9

(Continued on next page)

Tetra Tech NUS, Inc

Client Sample ID: SD-12-02

GC/MS Semivolatiles

Lot-Sample #...: C9J020291-032 **Work Order #...:** LLXMX1AE **Matrix.....:** SOLID

PARAMETER	RESULT	REPORTING LIMIT	UNITS	MDL
Phenol	ND	41	ug/kg	8.1
Pyrene	ND	41	ug/kg	11
2,4,5-Trichloro-phenol	ND	200	ug/kg	5.0
2,4,6-Trichloro-phenol	ND	200	ug/kg	10

SURROGATE	PERCENT RECOVERY	RECOVERY LIMITS
2,4,6-Tribromophenol	69	(35 - 124)
2-Fluorobiphenyl	68	(35 - 105)
2-Fluorophenol	65	(39 - 103)
Nitrobenzene-d5	64	(25 - 104)
Phenol-d5	61	(25 - 105)
Terphenyl-d14	70	(25 - 127)

NOTE(S):

Results and reporting limits have been adjusted for dry weight.

Tetra Tech NUS, Inc

Client Sample ID: SD-12-SS

GC/MS Semivolatiles

Lot-Sample #...:	C9J020291-030	**Work Order #...:**	LLXMP1AE	**Matrix.....:**	SOLID
Date Sampled...:	09/30/09 12:55	**Date Received..:**	10/02/09 10:16	**MS Run #.....:**	9285051
Prep Date.....:	10/12/09	**Analysis Date..:**	10/20/09		
Prep Batch #...:	9285068	**Analysis Time..:**	21:52		
Dilution Factor:	0.5	**Initial Wgt/Vol:**	30.2 g	**Final Wgt/Vol..:**	5 mL
% Moisture.....:	17	**Analyst ID.....:**	003200	**Instrument ID..:**	731
		Method.....:	SW846 8270C		

PARAMETER	RESULT	REPORTING LIMIT	UNITS	MDL
Benzyl alcohol	ND	200	ug/kg	20
3&4 Methylphenol total	ND	200	ug/kg	8.8
Benzidine	ND	4000	ug/kg	160
Pyridine	ND	200	ug/kg	3.8
N-Nitrosodimethylamine	ND	40	ug/kg	8.2
Benzoic acid	ND	1000	ug/kg	6.6
1,2,4-Trichloro-benzene	ND	40	ug/kg	5.0
1,2-Diphenylhydrazine (as Azobenzene)	ND	40	ug/kg	8.3
bis(2-Chloroisopropyl) ether	ND	40	ug/kg	8.8
1,2-Dichlorobenzene	ND	40	ug/kg	7.4
1,3-Dichlorobenzene	ND	40	ug/kg	6.7
1,4-Dichlorobenzene	ND	40	ug/kg	10
1,4-Dioxane	ND	40	ug/kg	9.7
1-Methylnaphthalene	ND	40	ug/kg	6.1
Aniline	ND	200	ug/kg	8.8
Acenaphthene	ND	40	ug/kg	6.4
Acenaphthylene	ND	40	ug/kg	8.0
Anthracene	ND	40	ug/kg	7.0
Benzo(a)anthracene	ND	40	ug/kg	6.4
Benzo(a)pyrene	ND	40	ug/kg	11
Benzo(b)fluoranthene	ND	40	ug/kg	8.1
Benzo(ghi)perylene	ND	40	ug/kg	2.9
Benzo(k)fluoranthene	ND	40	ug/kg	8.3
bis(2-Chloroethoxy) methane	ND	200	ug/kg	8.0
bis(2-Chloroethyl)-ether	ND	40	ug/kg	3.5
bis(2-Ethylhexyl) phthalate	ND	200	ug/kg	17
4-Bromophenyl phenyl ether	ND	200	ug/kg	8.5
Butyl benzyl phthalate	ND	200	ug/kg	14
Carbazole	ND	40	ug/kg	5.3
4-Chloroaniline	ND	200	ug/kg	6.2

(Continued on next page)

Tetra Tech NUS, Inc

Client Sample ID: SD-12-SS

GC/MS Semivolatiles

Lot-Sample #...: C9J020291-030 Work Order #...: LLXMP1AE Matrix.....: SOLID

PARAMETER	RESULT	REPORTING LIMIT	UNITS	MDL
4-Chloro-3-methylphenol	ND	200	ug/kg	6.0
2-Chloronaphthalene	ND	40	ug/kg	5.4
2-Chlorophenol	ND	200	ug/kg	6.2
4-Chlorophenyl phenyl ether	ND	200	ug/kg	8.9
Chrysene	ND	40	ug/kg	7.0
Dibenz(a,h)anthracene	ND	40	ug/kg	8.8
Dibenzofuran	ND	200	ug/kg	6.8
3,3'-Dichlorobenzidine	ND	200	ug/kg	38
2,4-Dichlorophenol	ND	40	ug/kg	8.1
Diethyl phthalate	ND	200	ug/kg	11
2,4-Dimethylphenol	ND	200	ug/kg	8.4
Dimethyl phthalate	ND	200	ug/kg	6.7
Di-n-butyl phthalate	ND	200	ug/kg	11
4,6-Dinitro-2-methylphenol	ND	1000	ug/kg	190
2,4-Dinitrophenol	ND	1000	ug/kg	64
2,4-Dinitrotoluene	ND	200	ug/kg	9.4
2,6-Dinitrotoluene	ND	200	ug/kg	10
Di-n-octyl phthalate	ND	200	ug/kg	5.2
Fluoranthene	ND	40	ug/kg	3.4
Fluorene	ND	40	ug/kg	6.0
Hexachlorobenzene	ND	40	ug/kg	7.6
Hexachlorocyclopentadiene	ND	200	ug/kg	7.6
Hexachloroethane	ND	200	ug/kg	6.8
Indeno(1,2,3-cd)pyrene	ND	40	ug/kg	2.2
Isophorone	ND	200	ug/kg	7.8
2-Methylnaphthalene	ND	40	ug/kg	7.9
2-Methylphenol	ND	200	ug/kg	7.4
4-Methylphenol	ND	200	ug/kg	8.8
Naphthalene	ND	40	ug/kg	5.8
2-Nitroaniline	ND	1000	ug/kg	12
3-Nitroaniline	ND	1000	ug/kg	6.5
4-Nitroaniline	ND	1000	ug/kg	9.8
Nitrobenzene	ND	40	ug/kg	10
2-Nitrophenol	ND	200	ug/kg	7.6
4-Nitrophenol	ND	1000	ug/kg	120
N-Nitrosodi-n-propylamine	ND	40	ug/kg	11
N-Nitrosodiphenylamine	ND	40	ug/kg	8.2
Pentachlorophenol	ND	200	ug/kg	35
Phenanthrene	ND	40	ug/kg	4.8

(Continued on next page)

Tetra Tech NUS, Inc

Client Sample ID: SD-12-SS

GC/MS Semivolatiles

Lot-Sample #...: C9J020291-030 **Work Order #...:** LLXMP1AE **Matrix.....:** SOLID

PARAMETER	RESULT	REPORTING LIMIT	UNITS	MDL
Phenol	ND	40	ug/kg	8.0
Pyrene	ND	40	ug/kg	11
2,4,5-Trichloro-phenol	ND	200	ug/kg	4.9
2,4,6-Trichloro-phenol	ND	200	ug/kg	10

SURROGATE	PERCENT RECOVERY	RECOVERY LIMITS
2,4,6-Tribromophenol	59	(35 - 124)
2-Fluorobiphenyl	54	(35 - 105)
2-Fluorophenol	55	(39 - 103)
Nitrobenzene-d5	53	(25 - 104)
Phenol-d5	53	(25 - 105)
Terphenyl-d14	58	(25 - 127)

NOTE(S):

Results and reporting limits have been adjusted for dry weight.

Tetra Tech NUS, Inc

Client Sample ID: SD-13-01

GC/MS Semivolatiles

Lot-Sample #...: C9J020291-028	**Work Order #...:** LLXML1AE	**Matrix.....:** SOLID
Date Sampled...: 09/30/09 14:45	**Date Received..:** 10/02/09 10:16	**MS Run #.....:** 9285051
Prep Date.....: 10/12/09	**Analysis Date..:** 10/20/09	
Prep Batch #...: 9285068	**Analysis Time..:** 21:04	
Dilution Factor: 1	**Initial Wgt/Vol:** 30 g	**Final Wgt/Vol..:** 5 mL
% Moisture.....: 65	**Analyst ID.....:** 003200	**Instrument ID..:** 731
	Method.....: SW846 8270C	

PARAMETER	RESULT	REPORTING LIMIT	UNITS	MDL
Benzyl alcohol	ND	960	ug/kg	98
3&4 Methylphenol total	ND	960	ug/kg	42
Benzidine	ND	19000	ug/kg	790
Pyridine	ND	960	ug/kg	18
N-Nitrosodimethylamine	ND	190	ug/kg	40
Benzoic acid	ND	4900	ug/kg	32
1,2,4-Trichloro-benzene	ND	190	ug/kg	24
1,2-Diphenylhydrazine (as Azobenzene)	ND	190	ug/kg	40
bis(2-Chloroisopropyl) ether	ND	190	ug/kg	42
1,2-Dichlorobenzene	ND	190	ug/kg	36
1,3-Dichlorobenzene	ND	190	ug/kg	32
1,4-Dichlorobenzene	ND	190	ug/kg	50
1,4-Dioxane	ND	190	ug/kg	47
1-Methylnaphthalene	ND	190	ug/kg	29
Aniline	ND	960	ug/kg	42
Acenaphthene	ND	190	ug/kg	31
Acenaphthylene	ND	190	ug/kg	38
Anthracene	ND	190	ug/kg	34
Benzo(a)anthracene	ND	190	ug/kg	31
Benzo(a)pyrene	ND	190	ug/kg	54
Benzo(b)fluoranthene	ND	190	ug/kg	39
Benzo(ghi)perylene	ND	190	ug/kg	14
Benzo(k)fluoranthene	ND	190	ug/kg	40
bis(2-Chloroethoxy) methane	ND	960	ug/kg	39
bis(2-Chloroethyl)-ether	ND	190	ug/kg	17
bis(2-Ethylhexyl) phthalate	ND	960	ug/kg	82
4-Bromophenyl phenyl ether	ND	960	ug/kg	41
Butyl benzyl phthalate	**73 J**	**960**	**ug/kg**	**68**
Carbazole	ND	190	ug/kg	25
4-Chloroaniline	ND	960	ug/kg	30

(Continued on next page)

Tetra Tech NUS, Inc

Client Sample ID: SD-13-01

GC/MS Semivolatiles

Lot-Sample #...: C9J020291-028 **Work Order #...:** LLXML1AE **Matrix.....:** SOLID

PARAMETER	RESULT	REPORTING LIMIT	UNITS	MDL
4-Chloro-3-methylphenol	ND	960	ug/kg	29
2-Chloronaphthalene	ND	190	ug/kg	26
2-Chlorophenol	ND	960	ug/kg	30
4-Chlorophenyl phenyl ether	ND	960	ug/kg	43
Chrysene	ND	190	ug/kg	34
Dibenz(a,h)anthracene	ND	190	ug/kg	43
Dibenzofuran	ND	960	ug/kg	33
3,3'-Dichlorobenzidine	ND	960	ug/kg	180
2,4-Dichlorophenol	ND	190	ug/kg	39
Diethyl phthalate	ND	960	ug/kg	55
2,4-Dimethylphenol	ND	960	ug/kg	41
Dimethyl phthalate	ND	960	ug/kg	33
Di-n-butyl phthalate	ND	960	ug/kg	54
4,6-Dinitro-2-methylphenol	ND	4900	ug/kg	930
2,4-Dinitrophenol	ND	4900	ug/kg	310
2,4-Dinitrotoluene	ND	960	ug/kg	45
2,6-Dinitrotoluene	ND	960	ug/kg	49
Di-n-octyl phthalate	ND	960	ug/kg	25
Fluoranthene	ND	190	ug/kg	16
Fluorene	ND	190	ug/kg	29
Hexachlorobenzene	ND	190	ug/kg	37
Hexachlorocyclopentadiene	ND	960	ug/kg	37
Hexachloroethane	ND	960	ug/kg	33
Indeno(1,2,3-cd)pyrene	ND	190	ug/kg	11
Isophorone	ND	960	ug/kg	38
2-Methylnaphthalene	ND	190	ug/kg	38
2-Methylphenol	ND	960	ug/kg	36
4-Methylphenol	ND	960	ug/kg	42
Naphthalene	ND	190	ug/kg	28
2-Nitroaniline	ND	4900	ug/kg	59
3-Nitroaniline	ND	4900	ug/kg	32
4-Nitroaniline	ND	4900	ug/kg	47
Nitrobenzene	ND	190	ug/kg	49
2-Nitrophenol	ND	960	ug/kg	37
4-Nitrophenol	ND	4900	ug/kg	570
N-Nitrosodi-n-propylamine	ND	190	ug/kg	54
N-Nitrosodiphenylamine	ND	190	ug/kg	40
Pentachlorophenol	ND	960	ug/kg	170
Phenanthrene	ND	190	ug/kg	23

(Continued on next page)

Tetra Tech NUS, Inc

Client Sample ID: SD-13-01

GC/MS Semivolatiles

Lot-Sample #...: C9J020291-028 Work Order #...: LLXML1AE Matrix.....: SOLID

PARAMETER	RESULT	REPORTING LIMIT	UNITS	MDL
Phenol	ND	190	ug/kg	38
Pyrene	ND	190	ug/kg	51
2,4,5-Trichloro-phenol	ND	960	ug/kg	24
2,4,6-Trichloro-phenol	ND	960	ug/kg	48

SURROGATE	PERCENT RECOVERY	RECOVERY LIMITS
2,4,6-Tribromophenol	68	(35 - 124)
2-Fluorobiphenyl	60	(35 - 105)
2-Fluorophenol	58	(39 - 103)
Nitrobenzene-d5	59	(25 - 104)
Phenol-d5	58	(25 - 105)
Terphenyl-d14	68	(25 - 127)

NOTE(S):

Results and reporting limits have been adjusted for dry weight.

J Estimated result. Result is less than RL.

Tetra Tech NUS, Inc

Client Sample ID: SD-13-02

GC/MS Semivolatiles

Lot-Sample #...:	C9J020291-029	**Work Order #...:**	LLXMN1AE	**Matrix.....:**	SOLID
Date Sampled...:	09/30/09 14:50	**Date Received..:**	10/02/09 10:16	**MS Run #.....:**	9285051
Prep Date.....:	10/12/09	**Analysis Date..:**	10/20/09		
Prep Batch #...:	9285068	**Analysis Time..:**	21:28		
Dilution Factor:	1	**Initial Wgt/Vol:**	30 g	**Final Wgt/Vol..:**	5 mL
% Moisture.....:	66	**Analyst ID.....:**	003200	**Instrument ID..:**	731
		Method.....:	SW846 8270C		

PARAMETER	RESULT	REPORTING LIMIT	UNITS	MDL
Benzyl alcohol	ND	980	ug/kg	100
3&4 Methylphenol total	ND	980	ug/kg	44
Benzidine	ND	20000	ug/kg	810
Pyridine	ND	980	ug/kg	19
N-Nitrosodimethylamine	ND	200	ug/kg	41
Benzoic acid	ND	5100	ug/kg	33
1,2,4-Trichloro-benzene	ND	200	ug/kg	25
1,2-Diphenylhydrazine (as Azobenzene)	ND	200	ug/kg	41
bis(2-Chloroisopropyl) ether	ND	200	ug/kg	43
1,2-Dichlorobenzene	ND	200	ug/kg	37
1,3-Dichlorobenzene	ND	200	ug/kg	33
1,4-Dichlorobenzene	ND	200	ug/kg	51
1,4-Dioxane	ND	200	ug/kg	48
1-Methylnaphthalene	ND	200	ug/kg	30
Aniline	ND	980	ug/kg	43
Acenaphthene	ND	200	ug/kg	32
Acenaphthylene	ND	200	ug/kg	40
Anthracene	ND	200	ug/kg	35
Benzo(a)anthracene	ND	200	ug/kg	32
Benzo(a)pyrene	ND	200	ug/kg	56
Benzo(b)fluoranthene	ND	200	ug/kg	40
Benzo(ghi)perylene	ND	200	ug/kg	15
Benzo(k)fluoranthene	ND	200	ug/kg	41
bis(2-Chloroethoxy) methane	ND	980	ug/kg	40
bis(2-Chloroethyl)-ether	ND	200	ug/kg	17
bis(2-Ethylhexyl) phthalate	**130 J**	**980**	**ug/kg**	**84**
4-Bromophenyl phenyl ether	ND	980	ug/kg	42
Butyl benzyl phthalate	ND	980	ug/kg	70
Carbazole	ND	200	ug/kg	26
4-Chloroaniline	ND	980	ug/kg	31

(Continued on next page)

Tetra Tech NUS, Inc

Client Sample ID: SD-13-02

GC/MS Semivolatiles

Lot-Sample #...: C9J020291-029 Work Order #...: LLXMN1AE Matrix.....: SOLID

PARAMETER	RESULT	REPORTING LIMIT	UNITS	MDL
4-Chloro-3-methylphenol	ND	980	ug/kg	30
2-Chloronaphthalene	ND	200	ug/kg	27
2-Chlorophenol	ND	980	ug/kg	31
4-Chlorophenyl phenyl ether	ND	980	ug/kg	44
Chrysene	ND	200	ug/kg	35
Dibenz(a,h)anthracene	ND	200	ug/kg	44
Dibenzofuran	ND	980	ug/kg	34
3,3'-Dichlorobenzidine	ND	980	ug/kg	190
2,4-Dichlorophenol	ND	200	ug/kg	40
Diethyl phthalate	**110 J**	**980**	**ug/kg**	**56**
2,4-Dimethylphenol	ND	980	ug/kg	42
Dimethyl phthalate	ND	980	ug/kg	33
Di-n-butyl phthalate	ND	980	ug/kg	55
4,6-Dinitro-2-methylphenol	ND	5100	ug/kg	960
2,4-Dinitrophenol	ND	5100	ug/kg	320
2,4-Dinitrotoluene	ND	980	ug/kg	47
2,6-Dinitrotoluene	ND	980	ug/kg	51
Di-n-octyl phthalate	ND	980	ug/kg	26
Fluoranthene	ND	200	ug/kg	17
Fluorene	ND	200	ug/kg	30
Hexachlorobenzene	ND	200	ug/kg	38
Hexachlorocyclopentadiene	ND	980	ug/kg	38
Hexachloroethane	ND	980	ug/kg	34
Indeno(1,2,3-cd)pyrene	ND	200	ug/kg	11
Isophorone	ND	980	ug/kg	39
2-Methylnaphthalene	ND	200	ug/kg	39
2-Methylphenol	ND	980	ug/kg	37
4-Methylphenol	ND	980	ug/kg	44
Naphthalene	ND	200	ug/kg	29
2-Nitroaniline	ND	5100	ug/kg	61
3-Nitroaniline	ND	5100	ug/kg	32
4-Nitroaniline	ND	5100	ug/kg	49
Nitrobenzene	ND	200	ug/kg	50
2-Nitrophenol	ND	980	ug/kg	38
4-Nitrophenol	ND	5100	ug/kg	590
N-Nitrosodi-n-propylamine	ND	200	ug/kg	55
N-Nitrosodiphenylamine	ND	200	ug/kg	41
Pentachlorophenol	ND	980	ug/kg	170
Phenanthrene	ND	200	ug/kg	24

(Continued on next page)

Tetra Tech NUS, Inc

Client Sample ID: SD-13-02

GC/MS Semivolatiles

Lot-Sample #...: C9J020291-029 **Work Order #...:** LLXMN1AE **Matrix.....:** SOLID

PARAMETER	RESULT	REPORTING LIMIT	UNITS	MDL
Phenol	ND	200	ug/kg	39
Pyrene	ND	200	ug/kg	53
2,4,5-Trichloro-phenol	ND	980	ug/kg	25
2,4,6-Trichloro-phenol	ND	980	ug/kg	49

SURROGATE	PERCENT RECOVERY	RECOVERY LIMITS
2,4,6-Tribromophenol	88	(35 - 124)
2-Fluorobiphenyl	75	(35 - 105)
2-Fluorophenol	71	(39 - 103)
Nitrobenzene-d5	70	(25 - 104)
Phenol-d5	73	(25 - 105)
Terphenyl-d14	91	(25 - 127)

NOTE(S):

Results and reporting limits have been adjusted for dry weight.

J Estimated result. Result is less than RL.

Tetra Tech NUS, Inc

Client Sample ID: SD-13-SS

GC/MS Semivolatiles

Lot-Sample #...:	C9J020291-027	**Work Order #...:**	LLXMK1AE	**Matrix.....:**	SOLID
Date Sampled...:	09/30/09 14:40	**Date Received..:**	10/02/09 10:16	**MS Run #.....:**	9285051
Prep Date.....:	10/12/09	**Analysis Date..:**	10/20/09		
Prep Batch #...:	9285068	**Analysis Time..:**	20:40		
Dilution Factor:	1	**Initial Wgt/Vol:**	30 g	**Final Wgt/Vol..:**	5 mL
% Moisture.....:	65	**Analyst ID.....:**	003200	**Instrument ID..:**	731
		Method.....:	SW846 8270C		

PARAMETER	RESULT	REPORTING LIMIT	UNITS	MDL
Benzyl alcohol	ND	940	ug/kg	96
3&4 Methylphenol total	ND	940	ug/kg	42
Benzidine	ND	19000	ug/kg	770
Pyridine	ND	940	ug/kg	18
N-Nitrosodimethylamine	ND	190	ug/kg	39
Benzoic acid	ND	4800	ug/kg	31
1,2,4-Trichloro-benzene	ND	190	ug/kg	24
1,2-Diphenylhydrazine (as Azobenzene)	ND	190	ug/kg	39
bis(2-Chloroisopropyl) ether	ND	190	ug/kg	41
1,2-Dichlorobenzene	ND	190	ug/kg	35
1,3-Dichlorobenzene	ND	190	ug/kg	32
1,4-Dichlorobenzene	ND	190	ug/kg	49
1,4-Dioxane	ND	190	ug/kg	46
1-Methylnaphthalene	ND	190	ug/kg	29
Aniline	ND	940	ug/kg	41
Acenaphthene	ND	190	ug/kg	30
Acenaphthylene	ND	190	ug/kg	38
Anthracene	ND	190	ug/kg	33
Benzo(a)anthracene	ND	190	ug/kg	30
Benzo(a)pyrene	ND	190	ug/kg	53
Benzo(b)fluoranthene	ND	190	ug/kg	38
Benzo(ghi)perylene	ND	190	ug/kg	14
Benzo(k)fluoranthene	ND	190	ug/kg	39
bis(2-Chloroethoxy) methane	ND	940	ug/kg	38
bis(2-Chloroethyl)-ether	ND	190	ug/kg	17
bis(2-Ethylhexyl) phthalate	**260 J**	**940**	**ug/kg**	**80**
4-Bromophenyl phenyl ether	ND	940	ug/kg	40
Butyl benzyl phthalate	ND	940	ug/kg	66
Carbazole	ND	190	ug/kg	25
4-Chloroaniline	ND	940	ug/kg	29

(Continued on next page)

Tetra Tech NUS, Inc

Client Sample ID: SD-13-SS

GC/MS Semivolatiles

Lot-Sample #...: C9J020291-027 **Work Order #...:** LLXMK1AE **Matrix.....:** SOLID

PARAMETER	RESULT	REPORTING LIMIT	UNITS	MDL
4-Chloro-3-methylphenol	ND	940	ug/kg	28
2-Chloronaphthalene	ND	190	ug/kg	26
2-Chlorophenol	ND	940	ug/kg	29
4-Chlorophenyl phenyl ether	ND	940	ug/kg	42
Chrysene	ND	190	ug/kg	33
Dibenz(a,h)anthracene	ND	190	ug/kg	42
Dibenzofuran	ND	940	ug/kg	32
3,3'-Dichlorobenzidine	ND	940	ug/kg	180
2,4-Dichlorophenol	ND	190	ug/kg	38
Diethyl phthalate	**59 J**	**940**	**ug/kg**	**54**
2,4-Dimethylphenol	ND	940	ug/kg	40
Dimethyl phthalate	ND	940	ug/kg	32
Di-n-butyl phthalate	ND	940	ug/kg	53
4,6-Dinitro-2-methylphenol	ND	4800	ug/kg	910
2,4-Dinitrophenol	ND	4800	ug/kg	300
2,4-Dinitrotoluene	ND	940	ug/kg	44
2,6-Dinitrotoluene	ND	940	ug/kg	48
Di-n-octyl phthalate	ND	940	ug/kg	24
Fluoranthene	ND	190	ug/kg	16
Fluorene	ND	190	ug/kg	29
Hexachlorobenzene	ND	190	ug/kg	36
Hexachlorocyclopentadiene	ND	940	ug/kg	36
Hexachloroethane	ND	940	ug/kg	32
Indeno(1,2,3-cd)pyrene	ND	190	ug/kg	10
Isophorone	ND	940	ug/kg	37
2-Methylnaphthalene	ND	190	ug/kg	37
2-Methylphenol	ND	940	ug/kg	35
4-Methylphenol	ND	940	ug/kg	42
Naphthalene	ND	190	ug/kg	28
2-Nitroaniline	ND	4800	ug/kg	58
3-Nitroaniline	ND	4800	ug/kg	31
4-Nitroaniline	ND	4800	ug/kg	46
Nitrobenzene	ND	190	ug/kg	48
2-Nitrophenol	ND	940	ug/kg	36
4-Nitrophenol	ND	4800	ug/kg	560
N-Nitrosodi-n-propylamine	ND	190	ug/kg	53
N-Nitrosodiphenylamine	ND	190	ug/kg	39
Pentachlorophenol	ND	940	ug/kg	160
Phenanthrene	ND	190	ug/kg	23

(Continued on next page)

Tetra Tech NUS, Inc

Client Sample ID: SD-13-SS

GC/MS Semivolatiles

Lot-Sample #...: C9J020291-027 Work Order #...: LLXMK1AE Matrix.....: SOLID

PARAMETER	RESULT	REPORTING LIMIT	UNITS	MDL
Phenol	ND	190	ug/kg	38
Pyrene	ND	190	ug/kg	50
2,4,5-Trichloro-phenol	ND	940	ug/kg	23
2,4,6-Trichloro-phenol	ND	940	ug/kg	47

SURROGATE	PERCENT RECOVERY	RECOVERY LIMITS
2,4,6-Tribromophenol	54	(35 - 124)
2-Fluorobiphenyl	50	(35 - 105)
2-Fluorophenol	50	(39 - 103)
Nitrobenzene-d5	49	(25 - 104)
Phenol-d5	50	(25 - 105)
Terphenyl-d14	58	(25 - 127)

NOTE(S):

Results and reporting limits have been adjusted for dry weight.

J Estimated result. Result is less than RL.

Tetra Tech NUS, Inc

Client Sample ID: SD-14-01

GC/MS Semivolatiles

Lot-Sample #...: C9J020291-046	**Work Order #...:** LLXNJ1AE	**Matrix.....:** SOLID
Date Sampled...: 10/01/09	**Date Received..:** 10/02/09	**MS Run #.....:**
Prep Date.....: 10/14/09	**Analysis Date..:** 10/22/09	
Prep Batch #...: 9287197	**Analysis Time..:** 08:36	
Dilution Factor: 0.5	**Initial Wgt/Vol:** 30.1 g	**Final Wgt/Vol..:** 5 mL
% Moisture.....: 20	**Analyst ID.....:** 007062	**Instrument ID..:** 722
	Method.....: SW846 8270C	

PARAMETER	RESULT	REPORTING LIMIT	UNITS	MDL
Benzyl alcohol	ND	210	ug/kg	21
3&4 Methylphenol total	ND	210	ug/kg	9.1
Benzidine	ND	4200	ug/kg	170
Pyridine	ND	210	ug/kg	3.9
N-Nitrosodimethylamine	ND	42	ug/kg	8.5
Benzoic acid	ND	1100	ug/kg	6.9
1,2,4-Trichloro-benzene	ND	42	ug/kg	5.2
1,2-Diphenylhydrazine (as Azobenzene)	ND	42	ug/kg	8.7
bis(2-Chloroisopropyl) ether	ND	42	ug/kg	9.1
1,2-Dichlorobenzene	**15 J**	**42**	**ug/kg**	**7.7**
1,3-Dichlorobenzene	ND	42	ug/kg	7.0
1,4-Dichlorobenzene	ND	42	ug/kg	11
1,4-Dioxane	ND	42	ug/kg	10
1-Methylnaphthalene	ND	42	ug/kg	6.3
Aniline	ND	210	ug/kg	9.1
Acenaphthene	ND	42	ug/kg	6.7
Acenaphthylene	ND	42	ug/kg	8.3
Anthracene	ND	42	ug/kg	7.3
Benzo(a)anthracene	ND	42	ug/kg	6.6
Benzo(a)pyrene	ND	42	ug/kg	12
Benzo(b)fluoranthene	ND	42	ug/kg	8.4
Benzo(ghi)perylene	ND	42	ug/kg	3.1
Benzo(k)fluoranthene	ND	42	ug/kg	8.7
bis(2-Chloroethoxy) methane	ND	210	ug/kg	8.4
bis(2-Chloroethyl)-ether	ND	42	ug/kg	3.7
bis(2-Ethylhexyl) phthalate	**43 J**	**210**	**ug/kg**	**18**
4-Bromophenyl phenyl ether	ND	210	ug/kg	8.9
Butyl benzyl phthalate	ND	210	ug/kg	15
Carbazole	ND	42	ug/kg	5.5
4-Chloroaniline	ND	210	ug/kg	6.4

(Continued on next page)

Tetra Tech NUS, Inc

Client Sample ID: SD-14-01

GC/MS Semivolatiles

Lot-Sample #...: C9J020291-046 **Work Order #...:** LLXNJ1AE **Matrix.....:** SOLID

PARAMETER	RESULT	REPORTING LIMIT	UNITS	MDL
4-Chloro-3-methylphenol	ND	210	ug/kg	6.2
2-Chloronaphthalene	ND	42	ug/kg	5.6
2-Chlorophenol	ND	210	ug/kg	6.4
4-Chlorophenyl phenyl ether	ND	210	ug/kg	9.2
Chrysene	ND	42	ug/kg	7.3
Dibenz(a,h)anthracene	ND	42	ug/kg	9.2
Dibenzofuran	ND	210	ug/kg	7.1
3,3'-Dichlorobenzidine	ND	210	ug/kg	39
2,4-Dichlorophenol	ND	42	ug/kg	8.5
Diethyl phthalate	ND	210	ug/kg	12
2,4-Dimethylphenol	ND	210	ug/kg	8.7
Dimethyl phthalate	ND	210	ug/kg	7.0
Di-n-butyl phthalate	ND	210	ug/kg	12
4,6-Dinitro-2-methylphenol	ND	1100	ug/kg	200
2,4-Dinitrophenol	ND	1100	ug/kg	67
2,4-Dinitrotoluene	ND	210	ug/kg	9.7
2,6-Dinitrotoluene	ND	210	ug/kg	11
Di-n-octyl phthalate	ND	210	ug/kg	5.4
Fluoranthene	ND	42	ug/kg	3.5
Fluorene	ND	42	ug/kg	6.3
Hexachlorobenzene	ND	42	ug/kg	7.9
Hexachlorocyclopentadiene	ND	210	ug/kg	7.9
Hexachloroethane	ND	210	ug/kg	7.1
Indeno(1,2,3-cd)pyrene	ND	42	ug/kg	2.3
Isophorone	ND	210	ug/kg	8.1
2-Methylnaphthalene	ND	42	ug/kg	8.2
2-Methylphenol	ND	210	ug/kg	7.7
4-Methylphenol	ND	210	ug/kg	9.1
Naphthalene	ND	42	ug/kg	6.1
2-Nitroaniline	ND	1100	ug/kg	13
3-Nitroaniline	ND	1100	ug/kg	6.8
4-Nitroaniline	ND	1100	ug/kg	10
Nitrobenzene	ND	42	ug/kg	10
2-Nitrophenol	ND	210	ug/kg	7.9
4-Nitrophenol	ND	1100	ug/kg	120
N-Nitrosodi-n-propylamine	ND	42	ug/kg	12
N-Nitrosodiphenylamine	ND	42	ug/kg	8.5
Pentachlorophenol	ND	210	ug/kg	36
Phenanthrene	ND	42	ug/kg	5.0

(Continued on next page)

Tetra Tech NUS, Inc

Client Sample ID: SD-14-01

GC/MS Semivolatiles

Lot-Sample #...: C9J020291-046 **Work Order #...:** LLXNJ1AE **Matrix.....:** SOLID

PARAMETER	RESULT	REPORTING LIMIT	UNITS	MDL
Phenol	ND	42	ug/kg	8.3
Pyrene	ND	42	ug/kg	11
2,4,5-Trichlorophenol	ND	210	ug/kg	5.1
2,4,6-Trichlorophenol	ND	210	ug/kg	10

SURROGATE	PERCENT RECOVERY	RECOVERY LIMITS
2,4,6-Tribromophenol	48	(35 - 124)
2-Fluorobiphenyl	56	(35 - 105)
2-Fluorophenol	56	(39 - 103)
Nitrobenzene-d5	57	(25 - 104)
Phenol-d5	56	(25 - 105)
Terphenyl-d14	60	(25 - 127)

NOTE(S):

Results and reporting limits have been adjusted for dry weight.

J Estimated result. Result is less than RL.

Tetra Tech NUS, Inc

Client Sample ID: SD-14-02

GC/MS Semivolatiles

Lot-Sample #...: C9J020291-047	**Work Order #...:** LLXNK1AE	**Matrix.....:** SOLID
Date Sampled...: 10/01/09	**Date Received..:** 10/02/09	**MS Run #.....:**
Prep Date.....: 10/14/09	**Analysis Date..:** 10/22/09	
Prep Batch #...: 9287197	**Analysis Time..:** 08:57	
Dilution Factor: 0.5	**Initial Wgt/Vol:** 30.1 g	**Final Wgt/Vol..:** 5 mL
% Moisture.....: 16	**Analyst ID.....:** 007062	**Instrument ID..:** 722
	Method.....: SW846 8270C	

PARAMETER	RESULT	REPORTING LIMIT	UNITS	MDL
Benzyl alcohol	ND	200	ug/kg	20
3&4 Methylphenol total	ND	200	ug/kg	8.7
Benzidine	ND	4000	ug/kg	160
Pyridine	ND	200	ug/kg	3.7
N-Nitrosodimethylamine	ND	40	ug/kg	8.1
Benzoic acid	ND	1000	ug/kg	6.6
1,2,4-Trichloro-benzene	ND	40	ug/kg	5.0
1,2-Diphenylhydrazine (as Azobenzene)	ND	40	ug/kg	8.3
bis(2-Chloroisopropyl) ether	ND	40	ug/kg	8.7
1,2-Dichlorobenzene	ND	40	ug/kg	7.3
1,3-Dichlorobenzene	ND	40	ug/kg	6.7
1,4-Dichlorobenzene	ND	40	ug/kg	10
1,4-Dioxane	ND	40	ug/kg	9.6
1-Methylnaphthalene	ND	40	ug/kg	6.0
Aniline	ND	200	ug/kg	8.7
Acenaphthene	ND	40	ug/kg	6.4
Acenaphthylene	ND	40	ug/kg	7.9
Anthracene	ND	40	ug/kg	7.0
Benzo(a)anthracene	ND	40	ug/kg	6.3
Benzo(a)pyrene	ND	40	ug/kg	11
Benzo(b)fluoranthene	ND	40	ug/kg	8.0
Benzo(ghi)perylene	ND	40	ug/kg	2.9
Benzo(k)fluoranthene	ND	40	ug/kg	8.3
bis(2-Chloroethoxy) methane	ND	200	ug/kg	8.0
bis(2-Chloroethyl)-ether	ND	40	ug/kg	3.5
bis(2-Ethylhexyl) phthalate	ND	200	ug/kg	17
4-Bromophenyl phenyl ether	ND	200	ug/kg	8.5
Butyl benzyl phthalate	ND	200	ug/kg	14
Carbazole	ND	40	ug/kg	5.2
4-Chloroaniline	ND	200	ug/kg	6.1

(Continued on next page)

Tetra Tech NUS, Inc

Client Sample ID: SD-14-02

GC/MS Semivolatiles

Lot-Sample #...: C9J020291-047 **Work Order #...:** LLXNK1AE **Matrix.....:** SOLID

PARAMETER	RESULT	REPORTING LIMIT	UNITS	MDL
4-Chloro-3-methylphenol	ND	200	ug/kg	5.9
2-Chloronaphthalene	ND	40	ug/kg	5.4
2-Chlorophenol	ND	200	ug/kg	6.1
4-Chlorophenyl phenyl ether	ND	200	ug/kg	8.8
Chrysene	ND	40	ug/kg	6.9
Dibenz(a,h)anthracene	ND	40	ug/kg	8.7
Dibenzofuran	ND	200	ug/kg	6.7
3,3'-Dichlorobenzidine	ND	200	ug/kg	37
2,4-Dichlorophenol	ND	40	ug/kg	8.1
Diethyl phthalate	ND	200	ug/kg	11
2,4-Dimethylphenol	ND	200	ug/kg	8.3
Dimethyl phthalate	ND	200	ug/kg	6.7
Di-n-butyl phthalate	ND	200	ug/kg	11
4,6-Dinitro-2-methylphenol	ND	1000	ug/kg	190
2,4-Dinitrophenol	ND	1000	ug/kg	64
2,4-Dinitrotoluene	ND	200	ug/kg	9.3
2,6-Dinitrotoluene	ND	200	ug/kg	10
Di-n-octyl phthalate	ND	200	ug/kg	5.1
Fluoranthene	ND	40	ug/kg	3.4
Fluorene	ND	40	ug/kg	6.0
Hexachlorobenzene	ND	40	ug/kg	7.5
Hexachlorocyclopentadiene	ND	200	ug/kg	7.6
Hexachloroethane	ND	200	ug/kg	6.7
Indeno(1,2,3-cd)pyrene	ND	40	ug/kg	2.2
Isophorone	ND	200	ug/kg	7.7
2-Methylnaphthalene	ND	40	ug/kg	7.8
2-Methylphenol	ND	200	ug/kg	7.3
4-Methylphenol	ND	200	ug/kg	8.7
Naphthalene	ND	40	ug/kg	5.8
2-Nitroaniline	ND	1000	ug/kg	12
3-Nitroaniline	ND	1000	ug/kg	6.5
4-Nitroaniline	ND	1000	ug/kg	9.7
Nitrobenzene	ND	40	ug/kg	10
2-Nitrophenol	ND	200	ug/kg	7.6
4-Nitrophenol	ND	1000	ug/kg	120
N-Nitrosodi-n-propylamine	ND	40	ug/kg	11
N-Nitrosodiphenylamine	ND	40	ug/kg	8.1
Pentachlorophenol	ND	200	ug/kg	34
Phenanthrene	ND	40	ug/kg	4.7

(Continued on next page)

Tetra Tech NUS, Inc

Client Sample ID: SD-14-02

GC/MS Semivolatiles

Lot-Sample #...: C9J020291-047 **Work Order #...:** LLXNK1AE **Matrix.....:** SOLID

PARAMETER	RESULT	REPORTING LIMIT	UNITS	MDL
Phenol	ND	40	ug/kg	7.9
Pyrene	ND	40	ug/kg	11
2,4,5-Trichloro-phenol	ND	200	ug/kg	4.9
2,4,6-Trichloro-phenol	ND	200	ug/kg	9.9

SURROGATE	PERCENT RECOVERY	RECOVERY LIMITS
2,4,6-Tribromophenol	51	(35 - 124)
2-Fluorobiphenyl	55	(35 - 105)
2-Fluorophenol	57	(39 - 103)
Nitrobenzene-d5	59	(25 - 104)
Phenol-d5	57	(25 - 105)
Terphenyl-d14	67	(25 - 127)

NOTE(S):

Results and reporting limits have been adjusted for dry weight.

Tetra Tech NUS, Inc

Client Sample ID: SD-14-SS

GC/MS Semivolatiles

Lot-Sample #...:	C9J020291-045	**Work Order #...:**	LLXNH1AE	**Matrix.....:**	SOLID
Date Sampled...:	10/01/09 10:45	**Date Received..:**	10/02/09 10:16	**MS Run #.....:**	
Prep Date.....:	10/14/09	**Analysis Date..:**	10/22/09		
Prep Batch #...:	9287197	**Analysis Time..:**	08:14		
Dilution Factor:	1	**Initial Wgt/Vol:**	30 g	**Final Wgt/Vol..:**	5 mL
% Moisture.....:	32	**Analyst ID.....:**	007062	**Instrument ID..:**	722
		Method.....:	SW846 8270C		

PARAMETER	RESULT	REPORTING LIMIT	UNITS	MDL
Benzyl alcohol	ND	490	ug/kg	50
3&4 Methylphenol total	ND	490	ug/kg	22
Benzidine	ND	9900	ug/kg	400
Pyridine	ND	490	ug/kg	9.3
N-Nitrosodimethylamine	ND	99	ug/kg	20
Benzoic acid	**180 J**	**2500**	**ug/kg**	**16**
1,2,4-Trichloro-benzene	ND	99	ug/kg	12
1,2-Diphenylhydrazine (as Azobenzene)	ND	99	ug/kg	20
bis(2-Chloroisopropyl) ether	ND	99	ug/kg	22
1,2-Dichlorobenzene	ND	99	ug/kg	18
1,3-Dichlorobenzene	ND	99	ug/kg	17
1,4-Dichlorobenzene	ND	99	ug/kg	25
1,4-Dioxane	ND	99	ug/kg	24
1-Methylnaphthalene	ND	99	ug/kg	15
Aniline	ND	490	ug/kg	22
Acenaphthene	ND	99	ug/kg	16
Acenaphthylene	ND	99	ug/kg	20
Anthracene	ND	99	ug/kg	17
Benzo(a)anthracene	ND	99	ug/kg	16
Benzo(a)pyrene	ND	99	ug/kg	28
Benzo(b)fluoranthene	ND	99	ug/kg	20
Benzo(ghi)perylene	ND	99	ug/kg	7.2
Benzo(k)fluoranthene	ND	99	ug/kg	20
bis(2-Chloroethoxy) methane	ND	490	ug/kg	20
bis(2-Chloroethyl)-ether	ND	99	ug/kg	8.6
bis(2-Ethylhexyl) phthalate	ND	490	ug/kg	42
4-Bromophenyl phenyl ether	ND	490	ug/kg	21
Butyl benzyl phthalate	ND	490	ug/kg	34
Carbazole	ND	99	ug/kg	13
4-Chloroaniline	ND	490	ug/kg	15

(Continued on next page)

Tetra Tech NUS, Inc

Client Sample ID: SD-14-SS

GC/MS Semivolatiles

Lot-Sample #...: C9J020291-045 Work Order #...: LLXNH1AE Matrix.....: SOLID

PARAMETER	RESULT	REPORTING LIMIT	UNITS	MDL
4-Chloro-3-methylphenol	ND	490	ug/kg	15
2-Chloronaphthalene	ND	99	ug/kg	13
2-Chlorophenol	ND	490	ug/kg	15
4-Chlorophenyl phenyl ether	ND	490	ug/kg	22
Chrysene	ND	99	ug/kg	17
Dibenz(a,h)anthracene	ND	99	ug/kg	22
Dibenzofuran	ND	490	ug/kg	17
3,3'-Dichlorobenzidine	ND	490	ug/kg	93
2,4-Dichlorophenol	ND	99	ug/kg	20
Diethyl phthalate	ND	490	ug/kg	28
2,4-Dimethylphenol	ND	490	ug/kg	21
Dimethyl phthalate	ND	490	ug/kg	17
Di-n-butyl phthalate	**97 J**	**490**	**ug/kg**	**27**
4,6-Dinitro-2-methylphenol	ND	2500	ug/kg	470
2,4-Dinitrophenol	ND	2500	ug/kg	160
2,4-Dinitrotoluene	ND	490	ug/kg	23
2,6-Dinitrotoluene	ND	490	ug/kg	25
Di-n-octyl phthalate	ND	490	ug/kg	13
Fluoranthene	**52 J**	**99**	**ug/kg**	**8.3**
Fluorene	ND	99	ug/kg	15
Hexachlorobenzene	ND	99	ug/kg	19
Hexachlorocyclopentadiene	ND	490	ug/kg	19
Hexachloroethane	ND	490	ug/kg	17
Indeno(1,2,3-cd)pyrene	ND	99	ug/kg	5.4
Isophorone	ND	490	ug/kg	19
2-Methylnaphthalene	ND	99	ug/kg	19
2-Methylphenol	ND	490	ug/kg	18
4-Methylphenol	ND	490	ug/kg	22
Naphthalene	ND	99	ug/kg	14
2-Nitroaniline	ND	2500	ug/kg	30
3-Nitroaniline	ND	2500	ug/kg	16
4-Nitroaniline	ND	2500	ug/kg	24
Nitrobenzene	ND	99	ug/kg	25
2-Nitrophenol	ND	490	ug/kg	19
4-Nitrophenol	ND	2500	ug/kg	290
N-Nitrosodi-n-propylamine	ND	99	ug/kg	27
N-Nitrosodiphenylamine	ND	99	ug/kg	20
Pentachlorophenol	ND	490	ug/kg	85
Phenanthrene	ND	99	ug/kg	12

(Continued on next page)

Tetra Tech NUS, Inc

Client Sample ID: SD-14-SS

GC/MS Semivolatiles

Lot-Sample #...: C9J020291-045 Work Order #...: LLXNH1AE Matrix.....: SOLID

PARAMETER	RESULT	REPORTING LIMIT	UNITS	MDL
Phenol	ND	99	ug/kg	20
Pyrene	**58 J**	**99**	**ug/kg**	**26**
2,4,5-Trichloro-phenol	ND	490	ug/kg	12
2,4,6-Trichloro-phenol	ND	490	ug/kg	24

SURROGATE	PERCENT RECOVERY	RECOVERY LIMITS
2,4,6-Tribromophenol	62	(35 - 124)
2-Fluorobiphenyl	75	(35 - 105)
2-Fluorophenol	68	(39 - 103)
Nitrobenzene-d5	71	(25 - 104)
Phenol-d5	74	(25 - 105)
Terphenyl-d14	83	(25 - 127)

NOTE(S):

Results and reporting limits have been adjusted for dry weight.

J Estimated result. Result is less than RL.

Tetra Tech NUS, Inc

Client Sample ID: SD-15-01

GC/MS Semivolatiles

Lot-Sample #...:	C9J020291-044	**Work Order #...:**	LLXNG1AE	**Matrix.....:**	SOLID
Date Sampled...:	10/01/09 10:10	**Date Received..:**	10/02/09 10:16	**MS Run #.....:**	
Prep Date.....:	10/14/09	**Analysis Date..:**	10/21/09		
Prep Batch #...:	9287197	**Analysis Time..:**	10:40		
Dilution Factor:	0.5	**Initial Wgt/Vol:**	30 g	**Final Wgt/Vol..:**	5 mL
% Moisture.....:	24	**Analyst ID.....:**	007062	**Instrument ID..:**	722
		Method.....:	SW846 8270C		

PARAMETER	RESULT	REPORTING LIMIT	UNITS	MDL
Benzyl alcohol	ND	220	ug/kg	22
3&4 Methylphenol total	ND	220	ug/kg	9.6
Benzidine	ND	4400	ug/kg	180
Pyridine	ND	220	ug/kg	4.1
N-Nitrosodimethylamine	ND	44	ug/kg	9.0
Benzoic acid	ND	1100	ug/kg	7.3
1,2,4-Trichloro-benzene	ND	44	ug/kg	5.5
1,2-Diphenylhydrazine (as Azobenzene)	ND	44	ug/kg	9.1
bis(2-Chloroisopropyl) ether	ND	44	ug/kg	9.6
1,2-Dichlorobenzene	ND	44	ug/kg	8.1
1,3-Dichlorobenzene	ND	44	ug/kg	7.3
1,4-Dichlorobenzene	ND	44	ug/kg	11
1,4-Dioxane	ND	44	ug/kg	11
1-Methylnaphthalene	ND	44	ug/kg	6.6
Aniline	ND	220	ug/kg	9.6
Acenaphthene	ND	44	ug/kg	7.0
Acenaphthylene	ND	44	ug/kg	8.7
Anthracene	ND	44	ug/kg	7.7
Benzo(a)anthracene	ND	44	ug/kg	7.0
Benzo(a)pyrene	ND	44	ug/kg	12
Benzo(b)fluoranthene	ND	44	ug/kg	8.9
Benzo(ghi)perylene	ND	44	ug/kg	3.2
Benzo(k)fluoranthene	ND	44	ug/kg	9.1
bis(2-Chloroethoxy) methane	ND	220	ug/kg	8.8
bis(2-Chloroethyl)-ether	ND	44	ug/kg	3.8
bis(2-Ethylhexyl) phthalate	ND	220	ug/kg	19
4-Bromophenyl phenyl ether	ND	220	ug/kg	9.3
Butyl benzyl phthalate	ND	220	ug/kg	15
Carbazole	ND	44	ug/kg	5.8
4-Chloroaniline	ND	220	ug/kg	6.8

(Continued on next page)

Tetra Tech NUS, Inc

Client Sample ID: SD-15-01

GC/MS Semivolatiles

Lot-Sample #...: C9J020291-044 Work Order #...: LLXNG1AE Matrix.....: SOLID

PARAMETER	RESULT	REPORTING LIMIT	UNITS	MDL
4-Chloro-3-methylphenol	ND	220	ug/kg	6.5
2-Chloronaphthalene	ND	44	ug/kg	5.9
2-Chlorophenol	ND	220	ug/kg	6.7
4-Chlorophenyl phenyl ether	ND	220	ug/kg	9.7
Chrysene	ND	44	ug/kg	7.6
Dibenz(a,h)anthracene	ND	44	ug/kg	9.6
Dibenzofuran	ND	220	ug/kg	7.4
3,3'-Dichlorobenzidine	ND	220	ug/kg	41
2,4-Dichlorophenol	ND	44	ug/kg	8.9
Diethyl phthalate	ND	220	ug/kg	12
2,4-Dimethylphenol	ND	220	ug/kg	9.2
Dimethyl phthalate	ND	220	ug/kg	7.4
Di-n-butyl phthalate	ND	220	ug/kg	12
4,6-Dinitro-2-methylphenol	ND	1100	ug/kg	210
2,4-Dinitrophenol	ND	1100	ug/kg	70
2,4-Dinitrotoluene	ND	220	ug/kg	10
2,6-Dinitrotoluene	ND	220	ug/kg	11
Di-n-octyl phthalate	ND	220	ug/kg	5.6
Fluoranthene	ND	44	ug/kg	3.7
Fluorene	ND	44	ug/kg	6.6
Hexachlorobenzene	ND	44	ug/kg	8.3
Hexachlorocyclopentadiene	ND	220	ug/kg	8.3
Hexachloroethane	ND	220	ug/kg	7.4
Indeno(1,2,3-cd)pyrene	ND	44	ug/kg	2.4
Isophorone	ND	220	ug/kg	8.5
2-Methylnaphthalene	ND	44	ug/kg	8.6
2-Methylphenol	ND	220	ug/kg	8.1
4-Methylphenol	ND	220	ug/kg	9.6
Naphthalene	ND	44	ug/kg	6.4
2-Nitroaniline	ND	1100	ug/kg	13
3-Nitroaniline	ND	1100	ug/kg	7.2
4-Nitroaniline	ND	1100	ug/kg	11
Nitrobenzene	ND	44	ug/kg	11
2-Nitrophenol	ND	220	ug/kg	8.3
4-Nitrophenol	ND	1100	ug/kg	130
N-Nitrosodi-n-propylamine	ND	44	ug/kg	12
N-Nitrosodiphenylamine	ND	44	ug/kg	9.0
Pentachlorophenol	ND	220	ug/kg	38
Phenanthrene	ND	44	ug/kg	5.2

(Continued on next page)

Tetra Tech NUS, Inc

Client Sample ID: SD-15-01

GC/MS Semivolatiles

Lot-Sample #...: C9J020291-044 **Work Order #...:** LLXNG1AE **Matrix.....:** SOLID

PARAMETER	RESULT	REPORTING LIMIT	UNITS	MDL
Phenol	ND	44	ug/kg	8.7
Pyrene	ND	44	ug/kg	12
2,4,5-Trichloro-phenol	ND	220	ug/kg	5.4
2,4,6-Trichloro-phenol	ND	220	ug/kg	11

SURROGATE	PERCENT RECOVERY	RECOVERY LIMITS
2,4,6-Tribromophenol	42	(35 - 124)
2-Fluorobiphenyl	83	(35 - 105)
2-Fluorophenol	74	(39 - 103)
Nitrobenzene-d5	79	(25 - 104)
Phenol-d5	72	(25 - 105)
Terphenyl-d14	81	(25 - 127)

NOTE(S):

Results and reporting limits have been adjusted for dry weight.

Tetra Tech NUS, Inc

Client Sample ID: SD-15-SS

GC/MS Semivolatiles

Lot-Sample #...:	C9J020291-043	**Work Order #...:**	LLXND1AE	**Matrix.....:**	SOLID
Date Sampled...:	10/01/09	**Date Received..:**	10/02/09	**MS Run #.....:**	
Prep Date.....:	10/14/09	**Analysis Date..:**	10/23/09		
Prep Batch #...:	9287197	**Analysis Time..:**	04:46		
Dilution Factor:	0.5	**Initial Wgt/Vol:**	30.2 g	**Final Wgt/Vol..:**	5 mL
% Moisture.....:	20	**Analyst ID.....:**	007062	**Instrument ID..:**	722
		Method.....:	SW846 8270C		

PARAMETER	RESULT	REPORTING LIMIT	UNITS	MDL
Benzyl alcohol	ND	210	ug/kg	21
3&4 Methylphenol total	ND	210	ug/kg	9.2
Benzidine	ND	4200	ug/kg	170
Pyridine	ND	210	ug/kg	3.9
N-Nitrosodimethylamine	ND	42	ug/kg	8.6
Benzoic acid	ND	1100	ug/kg	7.0
1,2,4-Trichloro-benzene	ND	42	ug/kg	5.3
1,2-Diphenylhydrazine (as Azobenzene)	ND	42	ug/kg	8.7
bis(2-Chloroisopropyl) ether	ND	42	ug/kg	9.2
1,2-Dichlorobenzene	ND	42	ug/kg	7.7
1,3-Dichlorobenzene	ND	42	ug/kg	7.0
1,4-Dichlorobenzene	ND	42	ug/kg	11
1,4-Dioxane	ND	42	ug/kg	10
1-Methylnaphthalene	ND	42	ug/kg	6.3
Aniline	ND	210	ug/kg	9.2
Acenaphthene	ND	42	ug/kg	6.7
Acenaphthylene	ND	42	ug/kg	8.3
Anthracene	ND	42	ug/kg	7.3
Benzo(a)anthracene	ND	42	ug/kg	6.7
Benzo(a)pyrene	ND	42	ug/kg	12
Benzo(b)fluoranthene	ND	42	ug/kg	8.5
Benzo(ghi)perylene	ND	42	ug/kg	3.1
Benzo(k)fluoranthene	ND	42	ug/kg	8.7
bis(2-Chloroethoxy) methane	ND	210	ug/kg	8.4
bis(2-Chloroethyl)-ether	ND	42	ug/kg	3.7
bis(2-Ethylhexyl) phthalate	**43 J**	**210**	**ug/kg**	**18**
4-Bromophenyl phenyl ether	ND	210	ug/kg	8.9
Butyl benzyl phthalate	ND	210	ug/kg	15
Carbazole	ND	42	ug/kg	5.5
4-Chloroaniline	ND	210	ug/kg	6.5

(Continued on next page)

Tetra Tech NUS, Inc

Client Sample ID: SD-15-SS

GC/MS Semivolatiles

Lot-Sample #...: C9J020291-043 **Work Order #...:** LLXND1AE **Matrix.....:** SOLID

PARAMETER	RESULT	REPORTING LIMIT	UNITS	MDL
4-Chloro-3-methylphenol	ND	210	ug/kg	6.3
2-Chloronaphthalene	ND	42	ug/kg	5.7
2-Chlorophenol	ND	210	ug/kg	6.4
4-Chlorophenyl phenyl ether	ND	210	ug/kg	9.3
Chrysene	ND	42	ug/kg	7.3
Dibenz(a,h)anthracene	ND	42	ug/kg	9.2
Dibenzofuran	ND	210	ug/kg	7.1
3,3'-Dichlorobenzidine	ND	210	ug/kg	40
2,4-Dichlorophenol	ND	42	ug/kg	8.5
Diethyl phthalate	ND	210	ug/kg	12
2,4-Dimethylphenol	ND	210	ug/kg	8.8
Dimethyl phthalate	ND	210	ug/kg	7.1
Di-n-butyl phthalate	ND	210	ug/kg	12
4,6-Dinitro-2-methylphenol	ND	1100	ug/kg	200
2,4-Dinitrophenol	ND	1100	ug/kg	67
2,4-Dinitrotoluene	ND	210	ug/kg	9.8
2,6-Dinitrotoluene	ND	210	ug/kg	11
Di-n-octyl phthalate	ND	210	ug/kg	5.4
Fluoranthene	ND	42	ug/kg	3.5
Fluorene	ND	42	ug/kg	6.3
Hexachlorobenzene	ND	42	ug/kg	7.9
Hexachlorocyclopentadiene	ND	210	ug/kg	8.0
Hexachloroethane	ND	210	ug/kg	7.1
Indeno(1,2,3-cd)pyrene	ND	42	ug/kg	2.3
Isophorone	ND	210	ug/kg	8.2
2-Methylnaphthalene	ND	42	ug/kg	8.2
2-Methylphenol	ND	210	ug/kg	7.7
4-Methylphenol	ND	210	ug/kg	9.2
Naphthalene	ND	42	ug/kg	6.1
2-Nitroaniline	ND	1100	ug/kg	13
3-Nitroaniline	ND	1100	ug/kg	6.9
4-Nitroaniline	ND	1100	ug/kg	10
Nitrobenzene	ND	42	ug/kg	11
2-Nitrophenol	ND	210	ug/kg	8.0
4-Nitrophenol	ND	1100	ug/kg	120
N-Nitrosodi-n-propylamine	ND	42	ug/kg	12
N-Nitrosodiphenylamine	ND	42	ug/kg	8.6
Pentachlorophenol	ND	210	ug/kg	36
Phenanthrene	ND	42	ug/kg	5.0

(Continued on next page)

Tetra Tech NUS, Inc

Client Sample ID: SD-15-SS

GC/MS Semivolatiles

Lot-Sample #...: C9J020291-043 **Work Order #...:** LLXND1AE **Matrix.....:** SOLID

PARAMETER	RESULT	REPORTING LIMIT	UNITS	MDL
Phenol	ND	42	ug/kg	8.3
Pyrene	ND	42	ug/kg	11
2,4,5-Trichloro-phenol	ND	210	ug/kg	5.2
2,4,6-Trichloro-phenol	ND	210	ug/kg	10

SURROGATE	PERCENT RECOVERY	RECOVERY LIMITS
2,4,6-Tribromophenol	43	(35 - 124)
2-Fluorobiphenyl	50	(35 - 105)
2-Fluorophenol	51	(39 - 103)
Nitrobenzene-d5	51	(25 - 104)
Phenol-d5	52	(25 - 105)
Terphenyl-d14	47	(25 - 127)

NOTE(S):

Results and reporting limits have been adjusted for dry weight.

J Estimated result. Result is less than RL.

Tetra Tech NUS, Inc

Client Sample ID: SD-4-01

GC/MS Semivolatiles

Lot-Sample #...:	C9J020291-012	**Work Order #...:**	LLXL01AE	**Matrix.....:**	SOLID
Date Sampled...:	09/29/09 12:35	**Date Received..:**	10/02/09 10:16	**MS Run #.....:**	9279058
Prep Date.....:	10/06/09	**Analysis Date..:**	10/21/09		
Prep Batch #...:	9279107	**Analysis Time..:**	03:05		
Dilution Factor:	0.99	**Initial Wgt/Vol:**	30.1 g	**Final Wgt/Vol..:**	5 mL
% Moisture.....:	69	**Analyst ID.....:**	007062	**Instrument ID..:**	722
		Method.....:	SW846 8270C		

PARAMETER	RESULT	REPORTING LIMIT	UNITS	MDL
Benzyl alcohol	ND	1100	ug/kg	110
3&4 Methylphenol total	ND	1100	ug/kg	47
Benzidine	ND	22000	ug/kg	870
Pyridine	ND	1100	ug/kg	20
N-Nitrosodimethylamine	ND	220	ug/kg	44
Benzoic acid	**450 J**	**5500**	**ug/kg**	**36**
1,2,4-Trichloro-benzene	ND	220	ug/kg	27
1,2-Diphenylhydrazine (as Azobenzene)	ND	220	ug/kg	45
bis(2-Chloroisopropyl) ether	ND	220	ug/kg	47
1,2-Dichlorobenzene	ND	220	ug/kg	40
1,3-Dichlorobenzene	ND	220	ug/kg	36
1,4-Dichlorobenzene	ND	220	ug/kg	55
1,4-Dioxane	ND	220	ug/kg	52
1-Methylnaphthalene	ND	220	ug/kg	32
Aniline	ND	1100	ug/kg	47
Acenaphthene	ND	220	ug/kg	34
Acenaphthylene	**59 J**	**220**	**ug/kg**	**43**
Anthracene	**140 J**	**220**	**ug/kg**	**38**
Benzo(a)anthracene	**750**	**220**	**ug/kg**	**34**
Benzo(a)pyrene	**660**	**220**	**ug/kg**	**60**
Benzo(b)fluoranthene	**1200**	**220**	**ug/kg**	**43**
Benzo(ghi)perylene	**420**	**220**	**ug/kg**	**16**
Benzo(k)fluoranthene	ND	220	ug/kg	45
bis(2-Chloroethoxy) methane	ND	1100	ug/kg	43
bis(2-Chloroethyl)-ether	ND	220	ug/kg	19
bis(2-Ethylhexyl) phthalate	**270 J**	**1100**	**ug/kg**	**91**
4-Bromophenyl phenyl ether	ND	1100	ug/kg	46
Butyl benzyl phthalate	ND	1100	ug/kg	75
Carbazole	ND	220	ug/kg	28
4-Chloroaniline	ND	1100	ug/kg	33

(Continued on next page)

Tetra Tech NUS, Inc

Client Sample ID: SD-4-01

GC/MS Semivolatiles

Lot-Sample #...: C9J020291-012 Work Order #...: LLXL01AE Matrix.....: SOLID

PARAMETER	RESULT	REPORTING LIMIT	UNITS	MDL
4-Chloro-3-methylphenol	ND	1100	ug/kg	32
2-Chloronaphthalene	ND	220	ug/kg	29
2-Chlorophenol	ND	1100	ug/kg	33
4-Chlorophenyl phenyl ether	ND	1100	ug/kg	47
Chrysene	**760**	**220**	**ug/kg**	**37**
Dibenz(a,h)anthracene	**210 J**	**220**	**ug/kg**	**47**
Dibenzofuran	ND	1100	ug/kg	36
3,3'-Dichlorobenzidine	ND	1100	ug/kg	200
2,4-Dichlorophenol	ND	220	ug/kg	43
Diethyl phthalate	ND	1100	ug/kg	61
2,4-Dimethylphenol	ND	1100	ug/kg	45
Dimethyl phthalate	ND	1100	ug/kg	36
Di-n-butyl phthalate	ND	1100	ug/kg	60
4,6-Dinitro-2-methylphenol	ND	5500	ug/kg	1000
2,4-Dinitrophenol	ND	5500	ug/kg	340
2,4-Dinitrotoluene	ND	1100	ug/kg	50
2,6-Dinitrotoluene	ND	1100	ug/kg	55
Di-n-octyl phthalate	ND	1100	ug/kg	28
Fluoranthene	**1400**	**220**	**ug/kg**	**18**
Fluorene	ND	220	ug/kg	32
Hexachlorobenzene	ND	220	ug/kg	41
Hexachlorocyclopentadiene	ND	1100	ug/kg	41
Hexachloroethane	ND	1100	ug/kg	36
Indeno(1,2,3-cd)pyrene	**370**	**220**	**ug/kg**	**12**
Isophorone	ND	1100	ug/kg	42
2-Methylnaphthalene	**43 J**	**220**	**ug/kg**	**42**
2-Methylphenol	ND	1100	ug/kg	40
4-Methylphenol	ND	1100	ug/kg	47
Naphthalene	**210 J**	**220**	**ug/kg**	**31**
2-Nitroaniline	ND	5500	ug/kg	66
3-Nitroaniline	ND	5500	ug/kg	35
4-Nitroaniline	ND	5500	ug/kg	52
Nitrobenzene	ND	220	ug/kg	54
2-Nitrophenol	ND	1100	ug/kg	41
4-Nitrophenol	ND	5500	ug/kg	630
N-Nitrosodi-n-propylamine	ND	220	ug/kg	59
N-Nitrosodiphenylamine	ND	220	ug/kg	44
Pentachlorophenol	ND	1100	ug/kg	190
Phenanthrene	**180 J**	**220**	**ug/kg**	**26**

(Continued on next page)

Tetra Tech NUS, Inc

Client Sample ID: SD-4-01

GC/MS Semivolatiles

Lot-Sample #...: C9J020291-012 Work Order #...: LLXL01AE Matrix.....: SOLID

PARAMETER	RESULT	REPORTING LIMIT	UNITS	MDL
Phenol	ND	220	ug/kg	43
Pyrene	**1200**	**220**	**ug/kg**	**57**
2,4,5-Trichloro-phenol	ND	1100	ug/kg	26
2,4,6-Trichloro-phenol	ND	1100	ug/kg	53

SURROGATE	PERCENT RECOVERY	RECOVERY LIMITS
2,4,6-Tribromophenol	57	(35 - 124)
2-Fluorobiphenyl	63	(35 - 105)
2-Fluorophenol	55	(39 - 103)
Nitrobenzene-d5	56	(25 - 104)
Phenol-d5	59	(25 - 105)
Terphenyl-d14	63	(25 - 127)

NOTE(S):

Results and reporting limits have been adjusted for dry weight.

J Estimated result. Result is less than RL.

Tetra Tech NUS, Inc

Client Sample ID: SD-4-02

GC/MS Semivolatiles

Lot-Sample #...:	C9J020291-013	**Work Order #...:**	LLXL11AE	**Matrix.....:**	SOLID
Date Sampled...:	09/29/09 12:35	**Date Received..:**	10/02/09 10:16	**MS Run #.....:**	9279058
Prep Date.....:	10/06/09	**Analysis Date..:**	10/21/09		
Prep Batch #...:	9279107	**Analysis Time..:**	03:27		
Dilution Factor:	1	**Initial Wgt/Vol:**	30 g	**Final Wgt/Vol..:**	5 mL
% Moisture.....:	66	**Analyst ID.....:**	007062	**Instrument ID..:**	722
		Method.....:	SW846 8270C		

PARAMETER	RESULT	REPORTING LIMIT	UNITS	MDL
Benzyl alcohol	ND	980	ug/kg	100
3&4 Methylphenol total	ND	980	ug/kg	43
Benzidine	ND	20000	ug/kg	810
Pyridine	ND	980	ug/kg	19
N-Nitrosodimethylamine	ND	200	ug/kg	40
Benzoic acid	ND	5000	ug/kg	33
1,2,4-Trichloro-benzene	ND	200	ug/kg	25
1,2-Diphenylhydrazine (as Azobenzene)	ND	200	ug/kg	41
bis(2-Chloroisopropyl) ether	ND	200	ug/kg	43
1,2-Dichlorobenzene	**54 J**	**200**	**ug/kg**	**37**
1,3-Dichlorobenzene	ND	200	ug/kg	33
1,4-Dichlorobenzene	ND	200	ug/kg	51
1,4-Dioxane	ND	200	ug/kg	48
1-Methylnaphthalene	ND	200	ug/kg	30
Aniline	ND	980	ug/kg	43
Acenaphthene	ND	200	ug/kg	32
Acenaphthylene	**63 J**	**200**	**ug/kg**	**39**
Anthracene	**330**	**200**	**ug/kg**	**35**
Benzo(a)anthracene	**1800**	**200**	**ug/kg**	**32**
Benzo(a)pyrene	**1400**	**200**	**ug/kg**	**55**
Benzo(b)fluoranthene	**2500**	**200**	**ug/kg**	**40**
Benzo(ghi)perylene	**780**	**200**	**ug/kg**	**15**
Benzo(k)fluoranthene	ND	200	ug/kg	41
bis(2-Chloroethoxy) methane	ND	980	ug/kg	40
bis(2-Chloroethyl)-ether	ND	200	ug/kg	17
bis(2-Ethylhexyl) phthalate	**250 J**	**980**	**ug/kg**	**84**
4-Bromophenyl phenyl ether	ND	980	ug/kg	42
Butyl benzyl phthalate	ND	980	ug/kg	69
Carbazole	**60 J**	**200**	**ug/kg**	**26**
4-Chloroaniline	ND	980	ug/kg	31

(Continued on next page)

Tetra Tech NUS, Inc

Client Sample ID: SD-4-02

GC/MS Semivolatiles

Lot-Sample #...: C9J020291-013 Work Order #...: LLXL11AE Matrix.....: SOLID

PARAMETER	RESULT	REPORTING LIMIT	UNITS	MDL
4-Chloro-3-methylphenol	ND	980	ug/kg	29
2-Chloronaphthalene	ND	200	ug/kg	27
2-Chlorophenol	ND	980	ug/kg	30
4-Chlorophenyl phenyl ether	ND	980	ug/kg	44
Chrysene	**1600**	**200**	**ug/kg**	**35**
Dibenz(a,h)anthracene	**350**	**200**	**ug/kg**	**43**
Dibenzofuran	ND	980	ug/kg	33
3,3'-Dichlorobenzidine	ND	980	ug/kg	190
2,4-Dichlorophenol	ND	200	ug/kg	40
Diethyl phthalate	ND	980	ug/kg	56
2,4-Dimethylphenol	ND	980	ug/kg	41
Dimethyl phthalate	ND	980	ug/kg	33
Di-n-butyl phthalate	ND	980	ug/kg	55
4,6-Dinitro-2-methylphenol	ND	5000	ug/kg	950
2,4-Dinitrophenol	ND	5000	ug/kg	320
2,4-Dinitrotoluene	ND	980	ug/kg	46
2,6-Dinitrotoluene	ND	980	ug/kg	50
Di-n-octyl phthalate	ND	980	ug/kg	25
Fluoranthene	**3400**	**200**	**ug/kg**	**17**
Fluorene	ND	200	ug/kg	30
Hexachlorobenzene	ND	200	ug/kg	37
Hexachlorocyclopentadiene	ND	980	ug/kg	38
Hexachloroethane	ND	980	ug/kg	33
Indeno(1,2,3-cd)pyrene	**750**	**200**	**ug/kg**	**11**
Isophorone	ND	980	ug/kg	38
2-Methylnaphthalene	**44 J**	**200**	**ug/kg**	**39**
2-Methylphenol	ND	980	ug/kg	36
4-Methylphenol	ND	980	ug/kg	43
Naphthalene	**200**	**200**	**ug/kg**	**29**
2-Nitroaniline	ND	5000	ug/kg	61
3-Nitroaniline	ND	5000	ug/kg	32
4-Nitroaniline	ND	5000	ug/kg	48
Nitrobenzene	ND	200	ug/kg	50
2-Nitrophenol	ND	980	ug/kg	38
4-Nitrophenol	ND	5000	ug/kg	580
N-Nitrosodi-n-propylamine	ND	200	ug/kg	55
N-Nitrosodiphenylamine	ND	200	ug/kg	40
Pentachlorophenol	ND	980	ug/kg	170
Phenanthrene	**1100**	**200**	**ug/kg**	**24**

(Continued on next page)

Tetra Tech NUS, Inc

Client Sample ID: SD-4-02

GC/MS Semivolatiles

Lot-Sample #...: C9J020291-013 Work Order #...: LLXL11AE Matrix.....: SOLID

PARAMETER	RESULT	REPORTING LIMIT	UNITS	MDL
Phenol	ND	200	ug/kg	39
Pyrene	**2800**	**200**	**ug/kg**	**52**
2,4,5-Trichloro-phenol	ND	980	ug/kg	24
2,4,6-Trichloro-phenol	ND	980	ug/kg	49

SURROGATE	PERCENT RECOVERY	RECOVERY LIMITS
2,4,6-Tribromophenol	53	(35 - 124)
2-Fluorobiphenyl	62	(35 - 105)
2-Fluorophenol	57	(39 - 103)
Nitrobenzene-d5	59	(25 - 104)
Phenol-d5	58	(25 - 105)
Terphenyl-d14	58	(25 - 127)

NOTE(S):

Results and reporting limits have been adjusted for dry weight.

J Estimated result. Result is less than RL.

Tetra Tech NUS, Inc

Client Sample ID: SD-4-SS

GC/MS Semivolatiles

Lot-Sample #...: C9J020291-011	**Work Order #...:** LLXLX1AE	**Matrix.....:** SOLID	
Date Sampled...: 09/29/09 12:35	**Date Received..:** 10/02/09 10:16	**MS Run #.....:** 9279058	
Prep Date.....: 10/06/09	**Analysis Date..:** 10/21/09		
Prep Batch #...: 9279107	**Analysis Time..:** 02:44		
Dilution Factor: 0.99	**Initial Wgt/Vol:** 30.2 g	**Final Wgt/Vol..:** 5 mL	
% Moisture.....: 70	**Analyst ID.....:** 007062	**Instrument ID..:** 722	
	Method.....: SW846 8270C		

PARAMETER	RESULT	REPORTING LIMIT	UNITS	MDL
Benzyl alcohol	ND	1100	ug/kg	110
3&4 Methylphenol total	ND	1100	ug/kg	48
Benzidine	ND	22000	ug/kg	890
Pyridine	ND	1100	ug/kg	21
N-Nitrosodimethylamine	ND	220	ug/kg	45
Benzoic acid	**710 J**	**5600**	**ug/kg**	**36**
1,2,4-Trichloro-benzene	ND	220	ug/kg	28
1,2-Diphenylhydrazine (as Azobenzene)	ND	220	ug/kg	46
bis(2-Chloroisopropyl) ether	ND	220	ug/kg	48
1,2-Dichlorobenzene	ND	220	ug/kg	40
1,3-Dichlorobenzene	ND	220	ug/kg	37
1,4-Dichlorobenzene	ND	220	ug/kg	56
1,4-Dioxane	ND	220	ug/kg	53
1-Methylnaphthalene	ND	220	ug/kg	33
Aniline	ND	1100	ug/kg	48
Acenaphthene	ND	220	ug/kg	35
Acenaphthylene	**76 J**	**220**	**ug/kg**	**44**
Anthracene	**190 J**	**220**	**ug/kg**	**38**
Benzo(a)anthracene	**1200**	**220**	**ug/kg**	**35**
Benzo(a)pyrene	**1100**	**220**	**ug/kg**	**61**
Benzo(b)fluoranthene	**1900**	**220**	**ug/kg**	**44**
Benzo(ghi)perylene	**590**	**220**	**ug/kg**	**16**
Benzo(k)fluoranthene	ND	220	ug/kg	46
bis(2-Chloroethoxy) methane	ND	1100	ug/kg	44
bis(2-Chloroethyl)-ether	ND	220	ug/kg	19
bis(2-Ethylhexyl) phthalate	**280 J**	**1100**	**ug/kg**	**93**
4-Bromophenyl phenyl ether	ND	1100	ug/kg	47
Butyl benzyl phthalate	ND	1100	ug/kg	77
Carbazole	ND	220	ug/kg	29
4-Chloroaniline	ND	1100	ug/kg	34

(Continued on next page)

Tetra Tech NUS, Inc

Client Sample ID: SD-4-SS

GC/MS Semivolatiles

Lot-Sample #...: C9J020291-011 Work Order #...: LLXLX1AE Matrix.....: SOLID

PARAMETER	RESULT	REPORTING LIMIT	UNITS	MDL
4-Chloro-3-methylphenol	ND	1100	ug/kg	33
2-Chloronaphthalene	ND	220	ug/kg	30
2-Chlorophenol	ND	1100	ug/kg	34
4-Chlorophenyl phenyl ether	ND	1100	ug/kg	48
Chrysene	**1200**	**220**	**ug/kg**	**38**
Dibenz(a,h)anthracene	**250**	**220**	**ug/kg**	**48**
Dibenzofuran	ND	1100	ug/kg	37
3,3'-Dichlorobenzidine	ND	1100	ug/kg	210
2,4-Dichlorophenol	ND	220	ug/kg	44
Diethyl phthalate	ND	1100	ug/kg	62
2,4-Dimethylphenol	ND	1100	ug/kg	46
Dimethyl phthalate	ND	1100	ug/kg	37
Di-n-butyl phthalate	ND	1100	ug/kg	61
4,6-Dinitro-2-methylphenol	ND	5600	ug/kg	1100
2,4-Dinitrophenol	ND	5600	ug/kg	350
2,4-Dinitrotoluene	ND	1100	ug/kg	51
2,6-Dinitrotoluene	ND	1100	ug/kg	56
Di-n-octyl phthalate	ND	1100	ug/kg	28
Fluoranthene	**2200**	**220**	**ug/kg**	**18**
Fluorene	ND	220	ug/kg	33
Hexachlorobenzene	ND	220	ug/kg	41
Hexachlorocyclopentadiene	ND	1100	ug/kg	42
Hexachloroethane	ND	1100	ug/kg	37
Indeno(1,2,3-cd)pyrene	**520**	**220**	**ug/kg**	**12**
Isophorone	ND	1100	ug/kg	43
2-Methylnaphthalene	ND	220	ug/kg	43
2-Methylphenol	ND	1100	ug/kg	40
4-Methylphenol	ND	1100	ug/kg	48
Naphthalene	**200 J**	**220**	**ug/kg**	**32**
2-Nitroaniline	ND	5600	ug/kg	67
3-Nitroaniline	ND	5600	ug/kg	36
4-Nitroaniline	ND	5600	ug/kg	54
Nitrobenzene	ND	220	ug/kg	55
2-Nitrophenol	ND	1100	ug/kg	42
4-Nitrophenol	ND	5600	ug/kg	640
N-Nitrosodi-n-propylamine	ND	220	ug/kg	61
N-Nitrosodiphenylamine	ND	220	ug/kg	45
Pentachlorophenol	ND	1100	ug/kg	190
Phenanthrene	**310**	**220**	**ug/kg**	**26**

(Continued on next page)

Tetra Tech NUS, Inc

Client Sample ID: SD-4-SS

GC/MS Semivolatiles

Lot-Sample #...: C9J020291-011 Work Order #...: LLXLX1AE Matrix.....: SOLID

PARAMETER	RESULT	REPORTING LIMIT	UNITS	MDL
Phenol	ND	220	ug/kg	43
Pyrene	**1900**	**220**	**ug/kg**	**58**
2,4,5-Trichloro-phenol	ND	1100	ug/kg	27
2,4,6-Trichloro-phenol	ND	1100	ug/kg	54

SURROGATE	PERCENT RECOVERY	RECOVERY LIMITS
2,4,6-Tribromophenol	66	(35 - 124)
2-Fluorobiphenyl	68	(35 - 105)
2-Fluorophenol	63	(39 - 103)
Nitrobenzene-d5	63	(25 - 104)
Phenol-d5	65	(25 - 105)
Terphenyl-d14	71	(25 - 127)

NOTE(S):

Results and reporting limits have been adjusted for dry weight.

J Estimated result. Result is less than RL.

Tetra Tech NUS, Inc

Client Sample ID: SD-01-01

GC Semivolatiles

Lot-Sample #...: C9J020291-018	**Work Order #...:** LLXL81AD	**Matrix.....:** SOLID
Date Sampled...: 09/29/09	**Date Received..:** 10/02/09	**MS Run #.....:** 9279028
Prep Date.....: 10/06/09	**Analysis Date..:** 10/07/09	
Prep Batch #...: 9279053	**Analysis Time..:** 18:31	
Dilution Factor: 0.5	**Initial Wgt/Vol:** 15 g	**Final Wgt/Vol..:** 10 mL
% Moisture.....: 48	**Analyst ID.....:** 402360	**Instrument ID..:** S/T
	Method.....: SW846 8082	

PARAMETER	RESULT	REPORTING LIMIT	UNITS	MDL
Aroclor 1016	ND	16	ug/kg	2.4
Aroclor 1221	ND	16	ug/kg	3.0
Aroclor 1232	ND	16	ug/kg	2.7
Aroclor 1242	ND	16	ug/kg	2.6
Aroclor 1248	ND	16	ug/kg	1.5
Aroclor 1254	ND	16	ug/kg	2.3
Aroclor 1260	ND	16	ug/kg	2.3

SURROGATE	PERCENT RECOVERY	RECOVERY LIMITS
Tetrachloro-m-xylene	95	(35 - 140)
Decachlorobiphenyl	84	(35 - 140)

NOTE(S):

Results and reporting limits have been adjusted for dry weight.

Tetra Tech NUS, Inc

Client Sample ID: SD-01-02

GC Semivolatiles

Lot-Sample #...:	C9J020291-019	**Work Order #...:**	LLXMA1AD	**Matrix.....:**	SOLID
Date Sampled...:	09/29/09	**Date Received..:**	10/02/09	**MS Run #.....:**	9279028
Prep Date.....:	10/06/09	**Analysis Date..:**	10/07/09		
Prep Batch #...:	9279053	**Analysis Time..:**	18:55		
Dilution Factor:	0.5	**Initial Wgt/Vol:**	15.1 g	**Final Wgt/Vol..:**	10 mL
% Moisture.....:	49	**Analyst ID.....:**	402360	**Instrument ID..:**	S/T
		Method.....:	SW846 8082		

PARAMETER	RESULT	REPORTING LIMIT	UNITS	MDL
Aroclor 1016	ND	16	ug/kg	2.4
Aroclor 1221	ND	16	ug/kg	3.1
Aroclor 1232	ND	16	ug/kg	2.8
Aroclor 1242	ND	16	ug/kg	2.7
Aroclor 1248	ND	16	ug/kg	1.5
Aroclor 1254	ND	16	ug/kg	2.3
Aroclor 1260	ND	16	ug/kg	2.3

SURROGATE	PERCENT RECOVERY	RECOVERY LIMITS
Tetrachloro-m-xylene	99	(35 - 140)
Decachlorobiphenyl	84	(35 - 140)

NOTE(S):

Results and reporting limits have been adjusted for dry weight.

Tetra Tech NUS, Inc

Client Sample ID: SD-01-SS

GC Semivolatiles

Lot-Sample #...:	C9J020291-017	**Work Order #...:**	LLXL61AD	**Matrix.....:**	SOLID
Date Sampled...:	09/29/09	**Date Received..:**	10/02/09	**MS Run #.....:**	9279028
Prep Date.....:	10/06/09	**Analysis Date..:**	10/07/09		
Prep Batch #...:	9279053	**Analysis Time..:**	18:07		
Dilution Factor:	0.5	**Initial Wgt/Vol:**	15 g	**Final Wgt/Vol..:**	10 mL
% Moisture.....:	52	**Analyst ID.....:**	402360	**Instrument ID..:**	S/T
		Method.....:	SW846 8082		

PARAMETER	RESULT	REPORTING LIMIT	UNITS	MDL
Aroclor 1016	ND	17	ug/kg	2.6
Aroclor 1221	ND	17	ug/kg	3.3
Aroclor 1232	ND	17	ug/kg	3.0
Aroclor 1242	ND	17	ug/kg	2.8
Aroclor 1248	ND	17	ug/kg	1.6
Aroclor 1254	**39**	**17**	**ug/kg**	**2.5**
Aroclor 1260	**35**	**17**	**ug/kg**	**2.5**

SURROGATE	PERCENT RECOVERY	RECOVERY LIMITS
Tetrachloro-m-xylene	87	(35 - 140)
Decachlorobiphenyl	75	(35 - 140)

NOTE(S):

Results and reporting limits have been adjusted for dry weight.

Tetra Tech NUS, Inc

Client Sample ID: SD-02-01

GC Semivolatiles

Lot-Sample #...:	C9J020291-008	**Work Order #...:**	LLXLP1AD	**Matrix.....:**	SOLID
Date Sampled...:	09/30/09	**Date Received..:**	10/02/09	**MS Run #.....:**	9281038
Prep Date.....:	10/08/09	**Analysis Date..:**	10/09/09		
Prep Batch #...:	9281068	**Analysis Time..:**	16:57		
Dilution Factor:	0.5	**Initial Wgt/Vol:**	15 g	**Final Wgt/Vol..:**	10 mL
% Moisture.....:	34	**Analyst ID.....:**	402360	**Instrument ID..:**	S/T
		Method.....:	SW846 8082		

PARAMETER	RESULT	REPORTING LIMIT	UNITS	MDL
Aroclor 1016	ND	13	ug/kg	1.9
Aroclor 1221	ND	13	ug/kg	2.4
Aroclor 1232	ND	13	ug/kg	2.1
Aroclor 1242	ND	13	ug/kg	2.0
Aroclor 1248	ND	13	ug/kg	1.2
Aroclor 1254	ND	13	ug/kg	1.8
Aroclor 1260	ND	13	ug/kg	1.8

SURROGATE	PERCENT RECOVERY	RECOVERY LIMITS
Tetrachloro-m-xylene	84	(35 - 140)
Decachlorobiphenyl	69	(35 - 140)

NOTE(S):

Results and reporting limits have been adjusted for dry weight.

Tetra Tech NUS, Inc

Client Sample ID: SD-02-02

GC Semivolatiles

Lot-Sample #...:	C9J020291-009	**Work Order #...:**	LLXLT1AD	**Matrix.....:**	SOLID
Date Sampled...:	09/30/09	**Date Received..:**	10/02/09	**MS Run #.....:**	9281038
Prep Date.....:	10/08/09	**Analysis Date..:**	10/09/09		
Prep Batch #...:	9281068	**Analysis Time..:**	17:20		
Dilution Factor:	0.49	**Initial Wgt/Vol:**	15.4 g	**Final Wgt/Vol..:**	10 mL
% Moisture.....:	32	**Analyst ID.....:**	402360	**Instrument ID..:**	S/T
		Method.....:	SW846 8082		

PARAMETER	RESULT	REPORTING LIMIT	UNITS	MDL
Aroclor 1016	ND	12	ug/kg	1.8
Aroclor 1221	ND	12	ug/kg	2.3
Aroclor 1232	ND	12	ug/kg	2.1
Aroclor 1242	ND	12	ug/kg	2.0
Aroclor 1248	ND	12	ug/kg	1.1
Aroclor 1254	ND	12	ug/kg	1.7
Aroclor 1260	ND	12	ug/kg	1.7

SURROGATE	PERCENT RECOVERY	RECOVERY LIMITS
Tetrachloro-m-xylene	78	(35 - 140)
Decachlorobiphenyl	66	(35 - 140)

NOTE(S):

Results and reporting limits have been adjusted for dry weight.

Tetra Tech NUS, Inc

Client Sample ID: SD-02-SS

GC Semivolatiles

Lot-Sample #...:	C9J020291-007	**Work Order #...:**	LLXLM1AD	**Matrix.....:**	SOLID
Date Sampled...:	09/30/09	**Date Received..:**	10/02/09	**MS Run #.....:**	9281038
Prep Date.....:	10/08/09	**Analysis Date..:**	10/09/09		
Prep Batch #...:	9281068	**Analysis Time..:**	16:33		
Dilution Factor:	0.5	**Initial Wgt/Vol:**	15 g	**Final Wgt/Vol..:**	10 mL
% Moisture.....:	38	**Analyst ID.....:**	402360	**Instrument ID..:**	S/T
		Method.....:	SW846 8082		

PARAMETER	RESULT	REPORTING LIMIT	UNITS	MDL
Aroclor 1016	ND	13	ug/kg	2.0
Aroclor 1221	ND	13	ug/kg	2.6
Aroclor 1232	ND	13	ug/kg	2.3
Aroclor 1242	ND	13	ug/kg	2.2
Aroclor 1248	ND	13	ug/kg	1.3
Aroclor 1254	ND	13	ug/kg	1.9
Aroclor 1260	ND	13	ug/kg	1.9

SURROGATE	PERCENT RECOVERY	RECOVERY LIMITS
Tetrachloro-m-xylene	94	(35 - 140)
Decachlorobiphenyl	73	(35 - 140)

NOTE(S):

Results and reporting limits have been adjusted for dry weight.

Tetra Tech NUS, Inc

Client Sample ID: SD-03-01

GC Semivolatiles

Lot-Sample #...:	C9J020291-021	**Work Order #...:**	LLXMD1AD	**Matrix.....:**	SOLID
Date Sampled...:	09/30/09	**Date Received..:**	10/02/09	**MS Run #.....:**	9281038
Prep Date.....:	10/08/09	**Analysis Date..:**	10/09/09		
Prep Batch #...:	9281068	**Analysis Time..:**	18:08		
Dilution Factor:	0.5	**Initial Wgt/Vol:**	15 g	**Final Wgt/Vol..:**	10 mL
% Moisture.....:	27	**Analyst ID.....:**	402360	**Instrument ID..:**	S/T
		Method.....:	SW846 8082		

PARAMETER	RESULT	REPORTING LIMIT	UNITS	MDL
Aroclor 1016	ND	11	ug/kg	1.7
Aroclor 1221	ND	11	ug/kg	2.2
Aroclor 1232	ND	11	ug/kg	2.0
Aroclor 1242	ND	11	ug/kg	1.9
Aroclor 1248	ND	11	ug/kg	1.1
Aroclor 1254	ND	11	ug/kg	1.6
Aroclor 1260	ND	11	ug/kg	1.6

SURROGATE	PERCENT RECOVERY	RECOVERY LIMITS
Tetrachloro-m-xylene	94	(35 - 140)
Decachlorobiphenyl	76	(35 - 140)

NOTE(S):

Results and reporting limits have been adjusted for dry weight.

Tetra Tech NUS, Inc

Client Sample ID: SD-03-01

GC Semivolatiles

Lot-Sample #...:	C9J020291-022	**Work Order #...:**	LLXME1AD	**Matrix.....:**	SOLID
Date Sampled...:	09/30/09	**Date Received..:**	10/02/09	**MS Run #.....:**	9281038
Prep Date.....:	10/08/09	**Analysis Date..:**	10/09/09		
Prep Batch #...:	9281068	**Analysis Time..:**	18:32		
Dilution Factor:	0.49	**Initial Wgt/Vol:**	15.2 g	**Final Wgt/Vol..:**	10 mL
% Moisture.....:	27	**Analyst ID.....:**	402360	**Instrument ID..:**	S/T
		Method.....:	SW846 8082		

PARAMETER	RESULT	REPORTING LIMIT	UNITS	MDL
Aroclor 1016	ND	11	ug/kg	1.7
Aroclor 1221	ND	11	ug/kg	2.1
Aroclor 1232	ND	11	ug/kg	1.9
Aroclor 1242	ND	11	ug/kg	1.8
Aroclor 1248	ND	11	ug/kg	1.1
Aroclor 1254	ND	11	ug/kg	1.6
Aroclor 1260	ND	11	ug/kg	1.6

SURROGATE	PERCENT RECOVERY	RECOVERY LIMITS
Tetrachloro-m-xylene	98	(35 - 140)
Decachlorobiphenyl	85	(35 - 140)

NOTE(S):

Results and reporting limits have been adjusted for dry weight.

Tetra Tech NUS, Inc

Client Sample ID: SD-03-02

GC Semivolatiles

Lot-Sample #...:	C9J020291-023	**Work Order #...:**	LLXMF1AD	**Matrix.....:**	SOLID
Date Sampled...:	09/30/09	**Date Received..:**	10/02/09	**MS Run #.....:**	9281038
Prep Date.....:	10/08/09	**Analysis Date..:**	10/09/09		
Prep Batch #...:	9281068	**Analysis Time..:**	18:56		
Dilution Factor:	0.49	**Initial Wgt/Vol:**	15.2 g	**Final Wgt/Vol..:**	10 mL
% Moisture.....:	16	**Analyst ID.....:**	402360	**Instrument ID..:**	S/T
		Method.....:	SW846 8082		

PARAMETER	RESULT	REPORTING LIMIT	UNITS	MDL
Aroclor 1016	ND	9.7	ug/kg	1.4
Aroclor 1221	ND	9.7	ug/kg	1.8
Aroclor 1232	ND	9.7	ug/kg	1.7
Aroclor 1242	ND	9.7	ug/kg	1.6
Aroclor 1248	ND	9.7	ug/kg	0.92
Aroclor 1254	ND	9.7	ug/kg	1.4
Aroclor 1260	ND	9.7	ug/kg	1.4

SURROGATE	PERCENT RECOVERY	RECOVERY LIMITS
Tetrachloro-m-xylene	104	(35 - 140)
Decachlorobiphenyl	87	(35 - 140)

NOTE(S):

Results and reporting limits have been adjusted for dry weight.

Tetra Tech NUS, Inc

Client Sample ID: SD-03-SS

GC Semivolatiles

Lot-Sample #...:	C9J020291-010	**Work Order #...:**	LLXLV1AD	**Matrix.....:**	SOLID
Date Sampled...:	09/30/09	**Date Received..:**	10/02/09	**MS Run #.....:**	9281038
Prep Date.....:	10/08/09	**Analysis Date..:**	10/09/09		
Prep Batch #...:	9281068	**Analysis Time..:**	17:44		
Dilution Factor:	0.5	**Initial Wgt/Vol:**	15 g	**Final Wgt/Vol..:**	10 mL
% Moisture.....:	26	**Analyst ID.....:**	402360	**Instrument ID..:**	S/T
		Method.....:	SW846 8082		

PARAMETER	RESULT	REPORTING LIMIT	UNITS	MDL
Aroclor 1016	ND	11	ug/kg	1.7
Aroclor 1221	ND	11	ug/kg	2.2
Aroclor 1232	ND	11	ug/kg	1.9
Aroclor 1242	ND	11	ug/kg	1.8
Aroclor 1248	ND	11	ug/kg	1.1
Aroclor 1254	ND	11	ug/kg	1.6
Aroclor 1260	ND	11	ug/kg	1.6

SURROGATE	PERCENT RECOVERY	RECOVERY LIMITS
Tetrachloro-m-xylene	88	(35 - 140)
Decachlorobiphenyl	75	(35 - 140)

NOTE(S):

Results and reporting limits have been adjusted for dry weight.

Tetra Tech NUS, Inc

Client Sample ID: SD-05-01

GC Semivolatiles

Lot-Sample #...:	C9J020291-015	**Work Order #...:**	LLXL31AD	**Matrix.....:**	SOLID
Date Sampled...:	09/29/09	**Date Received..:**	10/02/09	**MS Run #.....:**	9279028
Prep Date.....:	10/06/09	**Analysis Date..:**	10/07/09		
Prep Batch #...:	9279053	**Analysis Time..:**	17:19		
Dilution Factor:	0.49	**Initial Wgt/Vol:**	15.2 g	**Final Wgt/Vol..:**	10 mL
% Moisture.....:	53	**Analyst ID.....:**	402360	**Instrument ID..:**	S/T
		Method.....:	SW846 8082		

PARAMETER	RESULT	REPORTING LIMIT	UNITS	MDL
Aroclor 1016	ND	17	ug/kg	2.6
Aroclor 1221	ND	17	ug/kg	3.3
Aroclor 1232	ND	17	ug/kg	3.0
Aroclor 1242	ND	17	ug/kg	2.8
Aroclor 1248	ND	17	ug/kg	1.7
Aroclor 1254	ND	17	ug/kg	2.5
Aroclor 1260	ND	17	ug/kg	2.5

SURROGATE	PERCENT RECOVERY	RECOVERY LIMITS
Tetrachloro-m-xylene	106	(35 - 140)
Decachlorobiphenyl	80	(35 - 140)

NOTE(S):

Results and reporting limits have been adjusted for dry weight.

Tetra Tech NUS, Inc

Client Sample ID: SD-05-02

GC Semivolatiles

Lot-Sample #...:	C9J020291-016	**Work Order #...:**	LLXL51AD	**Matrix.....:**	SOLID
Date Sampled...:	09/29/09	**Date Received..:**	10/02/09	**MS Run #.....:**	9279028
Prep Date.....:	10/06/09	**Analysis Date..:**	10/07/09		
Prep Batch #...:	9279053	**Analysis Time..:**	17:43		
Dilution Factor:	0.5	**Initial Wgt/Vol:**	15 g	**Final Wgt/Vol..:**	10 mL
% Moisture.....:	54	**Analyst ID.....:**	402360	**Instrument ID..:**	S/T
		Method.....:	SW846 8082		

PARAMETER	RESULT	REPORTING LIMIT	UNITS	MDL
Aroclor 1016	ND	18	ug/kg	2.7
Aroclor 1221	ND	18	ug/kg	3.4
Aroclor 1232	ND	18	ug/kg	3.1
Aroclor 1242	ND	18	ug/kg	2.9
Aroclor 1248	ND	18	ug/kg	1.7
Aroclor 1254	ND	18	ug/kg	2.6
Aroclor 1260	ND	18	ug/kg	2.6

SURROGATE	PERCENT RECOVERY	RECOVERY LIMITS
Tetrachloro-m-xylene	96	(35 - 140)
Decachlorobiphenyl	88	(35 - 140)

NOTE(S):

Results and reporting limits have been adjusted for dry weight.

Tetra Tech NUS, Inc

Client Sample ID: SD-05-SS

GC Semivolatiles

Lot-Sample #...:	C9J020291-014	**Work Order #...:**	LLXL21AD	**Matrix.....:**	SOLID
Date Sampled...:	09/29/09	**Date Received..:**	10/02/09	**MS Run #.....:**	9279028
Prep Date.....:	10/06/09	**Analysis Date..:**	10/07/09		
Prep Batch #...:	9279053	**Analysis Time..:**	16:56		
Dilution Factor:	0.49	**Initial Wgt/Vol:**	15.2 g	**Final Wgt/Vol..:**	10 mL
% Moisture.....:	62	**Analyst ID.....:**	402360	**Instrument ID..:**	S/T
		Method.....:	SW846 8082		

PARAMETER	RESULT	REPORTING LIMIT	UNITS	MDL
Aroclor 1016	ND	22	ug/kg	3.2
Aroclor 1221	ND	22	ug/kg	4.1
Aroclor 1232	ND	22	ug/kg	3.7
Aroclor 1242	ND	22	ug/kg	3.5
Aroclor 1248	ND	22	ug/kg	2.1
Aroclor 1254	ND	22	ug/kg	3.1
Aroclor 1260	**18 J**	**22**	**ug/kg**	**3.1**

SURROGATE	PERCENT RECOVERY	RECOVERY LIMITS
Tetrachloro-m-xylene	93	(35 - 140)
Decachlorobiphenyl	89	(35 - 140)

NOTE(S):

Results and reporting limits have been adjusted for dry weight.

J Estimated result. Result is less than RL.

Tetra Tech NUS, Inc

Client Sample ID: SD-05-SS

GC Semivolatiles

Lot-Sample #...:	C9J020291-048	**Work Order #...:**	LLXNL1AD	**Matrix.....:**	SOLID
Date Sampled...:	09/29/09	**Date Received..:**	10/02/09	**MS Run #.....:**	9279028
Prep Date.....:	10/06/09	**Analysis Date..:**	10/07/09		
Prep Batch #...:	9279053	**Analysis Time..:**	19:43		
Dilution Factor:	0.5	**Initial Wgt/Vol:**	15 g	**Final Wgt/Vol..:**	10 mL
% Moisture.....:	62	**Analyst ID.....:**	402360	**Instrument ID..:**	S/T
		Method.....:	SW846 8082		

PARAMETER	RESULT	REPORTING LIMIT	UNITS	MDL
Aroclor 1016	ND	22	ug/kg	3.3
Aroclor 1221	ND	22	ug/kg	4.2
Aroclor 1232	ND	22	ug/kg	3.8
Aroclor 1242	ND	22	ug/kg	3.6
Aroclor 1248	ND	22	ug/kg	2.1
Aroclor 1254	ND	22	ug/kg	3.1
Aroclor 1260	**18 J**	**22**	**ug/kg**	**3.1**

SURROGATE	PERCENT RECOVERY	RECOVERY LIMITS
Tetrachloro-m-xylene	78	(35 - 140)
Decachlorobiphenyl	83	(35 - 140)

NOTE(S):

Results and reporting limits have been adjusted for dry weight.

J Estimated result. Result is less than RL.

Tetra Tech NUS, Inc

Client Sample ID: SD-06-01

GC Semivolatiles

Lot-Sample #...:	C9J020291-037	**Work Order #...:**	LLXM51AD	**Matrix.....:**	SOLID
Date Sampled...:	09/30/09	**Date Received..:**	10/02/09	**MS Run #.....:**	
Prep Date.....:	10/10/09	**Analysis Date..:**	10/15/09		
Prep Batch #...:	9282049	**Analysis Time..:**	19:57		
Dilution Factor:	0.49	**Initial Wgt/Vol:**	15.2 g	**Final Wgt/Vol..:**	10 mL
% Moisture.....:	67	**Analyst ID.....:**	402360	**Instrument ID..:**	S/T
		Method.....:	SW846 8082		

PARAMETER	RESULT	REPORTING LIMIT	UNITS	MDL
Aroclor 1016	ND	24	ug/kg	3.6
Aroclor 1221	ND	24	ug/kg	4.7
Aroclor 1232	ND	24	ug/kg	4.2
Aroclor 1242	ND	24	ug/kg	4.0
Aroclor 1248	ND	24	ug/kg	2.3
Aroclor 1254	**78 PG**	**24**	**ug/kg**	**3.5**
Aroclor 1260	**47 PG**	**24**	**ug/kg**	**3.5**

SURROGATE	PERCENT RECOVERY	RECOVERY LIMITS
Tetrachloro-m-xylene	109	(35 - 140)
Decachlorobiphenyl	98	(35 - 140)

NOTE(S):

Results and reporting limits have been adjusted for dry weight.

PG The percent difference between the original and confirmation analyses is greater than 40%.

Tetra Tech NUS, Inc

Client Sample ID: SD-06-02

GC Semivolatiles

Lot-Sample #...:	C9J020291-038	**Work Order #...:**	LLXM71AD	**Matrix.....:**	SOLID
Date Sampled...:	09/30/09	**Date Received..:**	10/02/09	**MS Run #.....:**	
Prep Date.....:	10/10/09	**Analysis Date..:**	10/15/09		
Prep Batch #...:	9282049	**Analysis Time..:**	20:21		
Dilution Factor:	0.5	**Initial Wgt/Vol:**	15 g	**Final Wgt/Vol..:**	10 mL
% Moisture.....:	65	**Analyst ID.....:**	402360	**Instrument ID..:**	S/T
		Method.....:	SW846 8082		

PARAMETER	RESULT	REPORTING LIMIT	UNITS	MDL
Aroclor 1016	ND	24	ug/kg	3.6
Aroclor 1221	ND	24	ug/kg	4.6
Aroclor 1232	ND	24	ug/kg	4.1
Aroclor 1242	ND	24	ug/kg	3.9
Aroclor 1248	ND	24	ug/kg	2.3
Aroclor 1254	ND	24	ug/kg	3.4
Aroclor 1260	ND	24	ug/kg	3.4

SURROGATE	PERCENT RECOVERY	RECOVERY LIMITS
Tetrachloro-m-xylene	118	(35 - 140)
Decachlorobiphenyl	102	(35 - 140)

NOTE(S):

Results and reporting limits have been adjusted for dry weight.

Tetra Tech NUS, Inc

Client Sample ID: SD-06-SS

GC Semivolatiles

Lot-Sample #...:	C9J020291-036	**Work Order #...:**	LLXM41AD	**Matrix.....:**	SOLID
Date Sampled...:	09/30/09	**Date Received..:**	10/02/09	**MS Run #.....:**	
Prep Date.....:	10/10/09	**Analysis Date..:**	10/15/09		
Prep Batch #...:	9282049	**Analysis Time..:**	19:33		
Dilution Factor:	0.49	**Initial Wgt/Vol:**	15.2 g	**Final Wgt/Vol..:**	10 mL
% Moisture.....:	69	**Analyst ID.....:**	402360	**Instrument ID..:**	S/T
		Method.....:	SW846 8082		

PARAMETER	RESULT	REPORTING LIMIT	UNITS	MDL
Aroclor 1016	ND	27	ug/kg	3.9
Aroclor 1221	ND	27	ug/kg	5.1
Aroclor 1232	ND	27	ug/kg	4.5
Aroclor 1242	ND	27	ug/kg	4.3
Aroclor 1248	ND	27	ug/kg	2.5
Aroclor 1254	**91**	**27**	**ug/kg**	**3.8**
Aroclor 1260	**57**	**27**	**ug/kg**	**3.8**

SURROGATE	PERCENT RECOVERY	RECOVERY LIMITS
Tetrachloro-m-xylene	114	(35 - 140)
Decachlorobiphenyl	97	(35 - 140)

NOTE(S):

Results and reporting limits have been adjusted for dry weight.

Tetra Tech NUS, Inc

Client Sample ID: SD-07-01

GC Semivolatiles

Lot-Sample #...:	C9J020291-001	**Work Order #...:**	LLXLA1AA	**Matrix.....:**	SOLID
Date Sampled...:	09/29/09	**Date Received..:**	10/02/09	**MS Run #.....:**	9279028
Prep Date.....:	10/06/09	**Analysis Date..:**	10/07/09		
Prep Batch #...:	9279053	**Analysis Time..:**	14:08		
Dilution Factor:	0.5	**Initial Wgt/Vol:**	15 g	**Final Wgt/Vol..:**	10 mL
% Moisture.....:	52	**Analyst ID.....:**	402360	**Instrument ID..:**	S/T
		Method.....:	SW846 8082		

PARAMETER	RESULT	REPORTING LIMIT	UNITS	MDL
Aroclor 1016	ND	17	ug/kg	2.6
Aroclor 1221	ND	17	ug/kg	3.3
Aroclor 1232	ND	17	ug/kg	3.0
Aroclor 1242	ND	17	ug/kg	2.8
Aroclor 1248	ND	17	ug/kg	1.7
Aroclor 1254	ND	17	ug/kg	2.5
Aroclor 1260	ND	17	ug/kg	2.5

SURROGATE	PERCENT RECOVERY	RECOVERY LIMITS
Tetrachloro-m-xylene	85	(35 - 140)
Decachlorobiphenyl	81	(35 - 140)

NOTE(S):

Results and reporting limits have been adjusted for dry weight.

Tetra Tech NUS, Inc

Client Sample ID: SD-07-02

GC Semivolatiles

Lot-Sample #...:	C9J020291-002	**Work Order #...:**	LLXLG1AD	**Matrix.....:**	SOLID
Date Sampled...:	09/29/09	**Date Received..:**	10/02/09	**MS Run #.....:**	9279028
Prep Date.....:	10/06/09	**Analysis Date..:**	10/07/09		
Prep Batch #...:	9279053	**Analysis Time..:**	15:20		
Dilution Factor:	0.49	**Initial Wgt/Vol:**	15.3 g	**Final Wgt/Vol..:**	10 mL
% Moisture.....:	48	**Analyst ID.....:**	402360	**Instrument ID..:**	S/T
		Method.....:	SW846 8082		

PARAMETER	RESULT	REPORTING LIMIT	UNITS	MDL
Aroclor 1016	ND	16	ug/kg	2.3
Aroclor 1221	ND	16	ug/kg	3.0
Aroclor 1232	ND	16	ug/kg	2.7
Aroclor 1242	ND	16	ug/kg	2.6
Aroclor 1248	ND	16	ug/kg	1.5
Aroclor 1254	ND	16	ug/kg	2.2
Aroclor 1260	ND	16	ug/kg	2.2

SURROGATE	PERCENT RECOVERY	RECOVERY LIMITS
Tetrachloro-m-xylene	100	(35 - 140)
Decachlorobiphenyl	91	(35 - 140)

NOTE(S):

Results and reporting limits have been adjusted for dry weight.

Tetra Tech NUS, Inc

Client Sample ID: SD-07-SS

GC Semivolatiles

Lot-Sample #...:	C9J020291-020	**Work Order #...:**	LLXMC1AD	**Matrix.....:**	SOLID
Date Sampled...:	09/29/09	**Date Received..:**	10/02/09	**MS Run #.....:**	9279028
Prep Date.....:	10/06/09	**Analysis Date..:**	10/07/09		
Prep Batch #...:	9279053	**Analysis Time..:**	19:19		
Dilution Factor:	0.49	**Initial Wgt/Vol:**	15.4 g	**Final Wgt/Vol..:**	10 mL
% Moisture.....:	51	**Analyst ID.....:**	402360	**Instrument ID..:**	S/T
		Method.....:	SW846 8082		

PARAMETER	RESULT	REPORTING LIMIT	UNITS	MDL
Aroclor 1016	ND	17	ug/kg	2.5
Aroclor 1221	ND	17	ug/kg	3.2
Aroclor 1232	ND	17	ug/kg	2.8
Aroclor 1242	ND	17	ug/kg	2.7
Aroclor 1248	ND	17	ug/kg	1.6
Aroclor 1254	ND	17	ug/kg	2.4
Aroclor 1260	ND	17	ug/kg	2.3

SURROGATE	PERCENT RECOVERY	RECOVERY LIMITS
Tetrachloro-m-xylene	97	(35 - 140)
Decachlorobiphenyl	77	(35 - 140)

NOTE(S):

Results and reporting limits have been adjusted for dry weight.

Tetra Tech NUS, Inc

Client Sample ID: SD-08-01

GC Semivolatiles

Lot-Sample #...:	C9J020291-004	**Work Order #...:**	LLXLJ1AD	**Matrix.....:**	SOLID
Date Sampled...:	09/30/09	**Date Received..:**	10/02/09	**MS Run #.....:**	9281038
Prep Date.....:	10/08/09	**Analysis Date..:**	10/09/09		
Prep Batch #...:	9281068	**Analysis Time..:**	15:21		
Dilution Factor:	0.49	**Initial Wgt/Vol:**	15.2 g	**Final Wgt/Vol..:**	10 mL
% Moisture.....:	54	**Analyst ID.....:**	402360	**Instrument ID..:**	S/T
		Method.....:	SW846 8082		

PARAMETER	RESULT	REPORTING LIMIT	UNITS	MDL
Aroclor 1016	ND	18	ug/kg	2.6
Aroclor 1221	ND	18	ug/kg	3.4
Aroclor 1232	ND	18	ug/kg	3.0
Aroclor 1242	ND	18	ug/kg	2.9
Aroclor 1248	ND	18	ug/kg	1.7
Aroclor 1254	ND	18	ug/kg	2.5
Aroclor 1260	ND	18	ug/kg	2.5

SURROGATE	PERCENT RECOVERY	RECOVERY LIMITS
Tetrachloro-m-xylene	105	(35 - 140)
Decachlorobiphenyl	82	(35 - 140)

NOTE(S):

Results and reporting limits have been adjusted for dry weight.

Tetra Tech NUS, Inc

Client Sample ID: SD-08-02

GC Semivolatiles

Lot-Sample #...:	C9J020291-005	**Work Order #...:**	LLXLK1AD	**Matrix.....:**	SOLID
Date Sampled...:	09/30/09	**Date Received..:**	10/02/09	**MS Run #.....:**	9281038
Prep Date.....:	10/08/09	**Analysis Date..:**	10/09/09		
Prep Batch #...:	9281068	**Analysis Time..:**	15:45		
Dilution Factor:	0.5	**Initial Wgt/Vol:**	15.1 g	**Final Wgt/Vol..:**	10 mL
% Moisture.....:	50	**Analyst ID.....:**	402360	**Instrument ID..:**	S/T
		Method.....:	SW846 8082		

PARAMETER	RESULT	REPORTING LIMIT	UNITS	MDL
Aroclor 1016	ND	17	ug/kg	2.5
Aroclor 1221	ND	17	ug/kg	3.1
Aroclor 1232	ND	17	ug/kg	2.8
Aroclor 1242	ND	17	ug/kg	2.7
Aroclor 1248	ND	17	ug/kg	1.6
Aroclor 1254	ND	17	ug/kg	2.3
Aroclor 1260	ND	17	ug/kg	2.3

SURROGATE	PERCENT RECOVERY	RECOVERY LIMITS
Tetrachloro-m-xylene	101	(35 - 140)
Decachlorobiphenyl	77	(35 - 140)

NOTE(S):

Results and reporting limits have been adjusted for dry weight.

Tetra Tech NUS, Inc

Client Sample ID: SD-08-02

GC Semivolatiles

Lot-Sample #...:	C9J020291-006	**Work Order #...:**	LLXLL1AD	**Matrix.....:**	SOLID
Date Sampled...:	09/30/09	**Date Received..:**	10/02/09	**MS Run #.....:**	9281038
Prep Date.....:	10/08/09	**Analysis Date..:**	10/09/09		
Prep Batch #...:	9281068	**Analysis Time..:**	16:09		
Dilution Factor:	0.5	**Initial Wgt/Vol:**	15 g	**Final Wgt/Vol..:**	10 mL
% Moisture.....:	44	**Analyst ID.....:**	402360	**Instrument ID..:**	S/T
		Method.....:	SW846 8082		

PARAMETER	RESULT	REPORTING LIMIT	UNITS	MDL
Aroclor 1016	ND	15	ug/kg	2.2
Aroclor 1221	ND	15	ug/kg	2.8
Aroclor 1232	ND	15	ug/kg	2.5
Aroclor 1242	ND	15	ug/kg	2.4
Aroclor 1248	ND	15	ug/kg	1.4
Aroclor 1254	ND	15	ug/kg	2.1
Aroclor 1260	ND	15	ug/kg	2.1

SURROGATE	PERCENT RECOVERY	RECOVERY LIMITS
Tetrachloro-m-xylene	97	(35 - 140)
Decachlorobiphenyl	77	(35 - 140)

NOTE(S):

Results and reporting limits have been adjusted for dry weight.

Tetra Tech NUS, Inc

Client Sample ID: SD-08-SS

GC Semivolatiles

Lot-Sample #...: C9J020291-003	**Work Order #...:** LLXLH1AD	**Matrix.....:** SOLID
Date Sampled...: 09/30/09	**Date Received..:** 10/02/09	**MS Run #.....:** 9281038
Prep Date.....: 10/08/09	**Analysis Date..:** 10/09/09	
Prep Batch #...: 9281068	**Analysis Time..:** 14:09	
Dilution Factor: 0.5	**Initial Wgt/Vol:** 15 g	**Final Wgt/Vol..:** 10 mL
% Moisture.....: 54	**Analyst ID.....:** 402360	**Instrument ID..:** S/T
	Method.....: SW846 8082	

PARAMETER	RESULT	REPORTING LIMIT	UNITS	MDL
Aroclor 1016	ND	18	ug/kg	2.7
Aroclor 1221	ND	18	ug/kg	3.4
Aroclor 1232	ND	18	ug/kg	3.1
Aroclor 1242	ND	18	ug/kg	2.9
Aroclor 1248	ND	18	ug/kg	1.7
Aroclor 1254	ND	18	ug/kg	2.6
Aroclor 1260	ND	18	ug/kg	2.6

SURROGATE	PERCENT RECOVERY	RECOVERY LIMITS
Tetrachloro-m-xylene	108	(35 - 140)
Decachlorobiphenyl	91	(35 - 140)

NOTE(S):

Results and reporting limits have been adjusted for dry weight.

Tetra Tech NUS, Inc

Client Sample ID: SD-09-01

GC Semivolatiles

Lot-Sample #...:	C9J020291-040	**Work Order #...:**	LLXM91AD	**Matrix.....:**	SOLID
Date Sampled...:	10/01/09	**Date Received..:**	10/02/09	**MS Run #.....:**	
Prep Date.....:	10/10/09	**Analysis Date..:**	10/15/09		
Prep Batch #...:	9282049	**Analysis Time..:**	21:09		
Dilution Factor:	0.5	**Initial Wgt/Vol:**	15.1 g	**Final Wgt/Vol..:**	10 mL
% Moisture.....:	69	**Analyst ID.....:**	402360	**Instrument ID..:**	S/T
		Method.....:	SW846 8082		

PARAMETER	RESULT	REPORTING LIMIT	UNITS	MDL
Aroclor 1016	ND	27	ug/kg	4.0
Aroclor 1221	ND	27	ug/kg	5.1
Aroclor 1232	ND	27	ug/kg	4.6
Aroclor 1242	ND	27	ug/kg	4.4
Aroclor 1248	ND	27	ug/kg	2.5
Aroclor 1254	**100**	**27**	**ug/kg**	**3.8**
Aroclor 1260	**62**	**27**	**ug/kg**	**3.8**

SURROGATE	PERCENT RECOVERY	RECOVERY LIMITS
Tetrachloro-m-xylene	110	(35 - 140)
Decachlorobiphenyl	99	(35 - 140)

NOTE(S):

Results and reporting limits have been adjusted for dry weight.

Tetra Tech NUS, Inc

Client Sample ID: SD-09-02

GC Semivolatiles

Lot-Sample #...:	C9J020291-041	**Work Order #...:**	LLXNA1AD	**Matrix.....:**	SOLID
Date Sampled...:	10/01/09	**Date Received..:**	10/02/09	**MS Run #.....:**	
Prep Date.....:	10/10/09	**Analysis Date..:**	10/15/09		
Prep Batch #...:	9282049	**Analysis Time..:**	21:33		
Dilution Factor:	0.49	**Initial Wgt/Vol:**	15.2 g	**Final Wgt/Vol..:**	10 mL
% Moisture.....:	65	**Analyst ID.....:**	402360	**Instrument ID..:**	S/T
		Method.....:	SW846 8082		

PARAMETER	RESULT	REPORTING LIMIT	UNITS	MDL
Aroclor 1016	ND	23	ug/kg	3.5
Aroclor 1221	ND	23	ug/kg	4.4
Aroclor 1232	ND	23	ug/kg	4.0
Aroclor 1242	ND	23	ug/kg	3.8
Aroclor 1248	ND	23	ug/kg	2.2
Aroclor 1254	**71**	**23**	**ug/kg**	**3.3**
Aroclor 1260	**60**	**23**	**ug/kg**	**3.3**

SURROGATE	PERCENT RECOVERY	RECOVERY LIMITS
Tetrachloro-m-xylene	113	(35 - 140)
Decachlorobiphenyl	107	(35 - 140)

NOTE(S):

Results and reporting limits have been adjusted for dry weight.

Tetra Tech NUS, Inc

Client Sample ID: SD-09-SS

GC Semivolatiles

Lot-Sample #...:	C9J020291-039	**Work Order #...:**	LLXM81AD	**Matrix.....:**	SOLID
Date Sampled...:	10/01/09	**Date Received..:**	10/02/09	**MS Run #.....:**	
Prep Date.....:	10/10/09	**Analysis Date..:**	10/15/09		
Prep Batch #...:	9282049	**Analysis Time..:**	20:45		
Dilution Factor:	0.5	**Initial Wgt/Vol:**	15 g	**Final Wgt/Vol..:**	10 mL
% Moisture.....:	69	**Analyst ID.....:**	402360	**Instrument ID..:**	S/T
		Method.....:	SW846 8082		

PARAMETER	RESULT	REPORTING LIMIT	UNITS	MDL
Aroclor 1016	ND	27	ug/kg	4.0
Aroclor 1221	ND	27	ug/kg	5.1
Aroclor 1232	ND	27	ug/kg	4.6
Aroclor 1242	ND	27	ug/kg	4.4
Aroclor 1248	ND	27	ug/kg	2.5
Aroclor 1254	**75**	**27**	**ug/kg**	**3.8**
Aroclor 1260	**34 PG**	**27**	**ug/kg**	**3.8**

SURROGATE	PERCENT RECOVERY	RECOVERY LIMITS
Tetrachloro-m-xylene	109	(35 - 140)
Decachlorobiphenyl	98	(35 - 140)

NOTE(S):

Results and reporting limits have been adjusted for dry weight.

PG The percent difference between the original and confirmation analyses is greater than 40%.

Tetra Tech NUS, Inc

Client Sample ID: SD-09-SS-()

GC Semivolatiles

Lot-Sample #...:	C9J020291-042	**Work Order #...:**	LLXNC1AD	**Matrix.....:**	SOLID
Date Sampled...:	10/01/09	**Date Received..:**	10/02/09	**MS Run #.....:**	
Prep Date.....:	10/10/09	**Analysis Date..:**	10/15/09		
Prep Batch #...:	9282049	**Analysis Time..:**	21:56		
Dilution Factor:	0.5	**Initial Wgt/Vol:**	15 g	**Final Wgt/Vol..:**	10 mL
% Moisture.....:	69	**Analyst ID.....:**	402360	**Instrument ID..:**	S/T
		Method.....:	SW846 8082		

PARAMETER	RESULT	REPORTING LIMIT	UNITS	MDL
Aroclor 1016	ND	26	ug/kg	3.9
Aroclor 1221	ND	26	ug/kg	5.0
Aroclor 1232	ND	26	ug/kg	4.5
Aroclor 1242	ND	26	ug/kg	4.3
Aroclor 1248	ND	26	ug/kg	2.5
Aroclor 1254	**72**	**26**	**ug/kg**	**3.8**
Aroclor 1260	**27 PG**	**26**	**ug/kg**	**3.8**

SURROGATE	PERCENT RECOVERY	RECOVERY LIMITS
Tetrachloro-m-xylene	108	(35 - 140)
Decachlorobiphenyl	89	(35 - 140)

NOTE(S):

Results and reporting limits have been adjusted for dry weight.

PG The percent difference between the original and confirmation analyses is greater than 40%.

Tetra Tech NUS, Inc

Client Sample ID: SD-10-01

GC Semivolatiles

Lot-Sample #...:	C9J020291-025	**Work Order #...:**	LLXMH1AD	**Matrix.....:**	SOLID
Date Sampled...:	09/30/09	**Date Received..:**	10/02/09	**MS Run #.....:**	9281038
Prep Date.....:	10/08/09	**Analysis Date..:**	10/09/09		
Prep Batch #...:	9281068	**Analysis Time..:**	19:44		
Dilution Factor:	0.5	**Initial Wgt/Vol:**	15 g	**Final Wgt/Vol..:**	10 mL
% Moisture.....:	52	**Analyst ID.....:**	402360	**Instrument ID..:**	S/T
		Method.....:	SW846 8082		

PARAMETER	RESULT	REPORTING LIMIT	UNITS	MDL
Aroclor 1016	ND	17	ug/kg	2.6
Aroclor 1221	ND	17	ug/kg	3.3
Aroclor 1232	ND	17	ug/kg	3.0
Aroclor 1242	ND	17	ug/kg	2.8
Aroclor 1248	ND	17	ug/kg	1.6
Aroclor 1254	ND	17	ug/kg	2.5
Aroclor 1260	ND	17	ug/kg	2.5

SURROGATE	PERCENT RECOVERY	RECOVERY LIMITS
Tetrachloro-m-xylene	100	(35 - 140)
Decachlorobiphenyl	86	(35 - 140)

NOTE(S):

Results and reporting limits have been adjusted for dry weight.

Tetra Tech NUS, Inc

Client Sample ID: SD-10-02

GC Semivolatiles

Lot-Sample #...:	C9J020291-026	**Work Order #...:**	LLXMJ1AD	**Matrix.....:**	SOLID
Date Sampled...:	09/30/09	**Date Received..:**	10/02/09	**MS Run #.....:**	9281038
Prep Date.....:	10/08/09	**Analysis Date..:**	10/09/09		
Prep Batch #...:	9281068	**Analysis Time..:**	20:08		
Dilution Factor:	0.49	**Initial Wgt/Vol:**	15.3 g	**Final Wgt/Vol..:**	10 mL
% Moisture.....:	68	**Analyst ID.....:**	402360	**Instrument ID..:**	S/T
		Method.....:	SW846 8082		

PARAMETER	RESULT	REPORTING LIMIT	UNITS	MDL
Aroclor 1016	ND	26	ug/kg	3.8
Aroclor 1221	ND	26	ug/kg	4.9
Aroclor 1232	ND	26	ug/kg	4.4
Aroclor 1242	ND	26	ug/kg	4.2
Aroclor 1248	ND	26	ug/kg	2.4
Aroclor 1254	ND	26	ug/kg	3.6
Aroclor 1260	ND	26	ug/kg	3.6

SURROGATE	PERCENT RECOVERY	RECOVERY LIMITS
Tetrachloro-m-xylene	104	(35 - 140)
Decachlorobiphenyl	86	(35 - 140)

NOTE(S):

Results and reporting limits have been adjusted for dry weight.

Tetra Tech NUS, Inc

Client Sample ID: SD-10-SS

GC Semivolatiles

Lot-Sample #...:	C9J020291-024	**Work Order #...:**	LLXMG1AD	**Matrix.....:**	SOLID
Date Sampled...:	09/30/09	**Date Received..:**	10/02/09	**MS Run #.....:**	9281038
Prep Date.....:	10/08/09	**Analysis Date..:**	10/09/09		
Prep Batch #...:	9281068	**Analysis Time..:**	19:20		
Dilution Factor:	0.5	**Initial Wgt/Vol:**	15 g	**Final Wgt/Vol..:**	10 mL
% Moisture.....:	63	**Analyst ID.....:**	402360	**Instrument ID..:**	S/T
		Method.....:	SW846 8082		

PARAMETER	RESULT	REPORTING LIMIT	UNITS	MDL
Aroclor 1016	ND	23	ug/kg	3.4
Aroclor 1221	ND	23	ug/kg	4.4
Aroclor 1232	ND	23	ug/kg	3.9
Aroclor 1242	ND	23	ug/kg	3.7
Aroclor 1248	ND	23	ug/kg	2.2
Aroclor 1254	ND	23	ug/kg	3.2
Aroclor 1260	ND	23	ug/kg	3.2

SURROGATE	PERCENT RECOVERY	RECOVERY LIMITS
Tetrachloro-m-xylene	84	(35 - 140)
Decachlorobiphenyl	74	(35 - 140)

NOTE(S):

Results and reporting limits have been adjusted for dry weight.

Tetra Tech NUS, Inc

Client Sample ID: SD-11-01

GC Semivolatiles

Lot-Sample #...:	C9J020291-034	**Work Order #...:**	LLXM21AD	**Matrix.....:**	SOLID
Date Sampled...:	10/01/09	**Date Received..:**	10/02/09	**MS Run #.....:**	
Prep Date.....:	10/10/09	**Analysis Date..:**	10/15/09		
Prep Batch #...:	9282049	**Analysis Time..:**	18:46		
Dilution Factor:	0.49	**Initial Wgt/Vol:**	15.4 g	**Final Wgt/Vol..:**	10 mL
% Moisture.....:	66	**Analyst ID.....:**	402360	**Instrument ID..:**	S/T
		Method.....:	SW846 8082		

PARAMETER	RESULT	REPORTING LIMIT	UNITS	MDL
Aroclor 1016	ND	24	ug/kg	3.6
Aroclor 1221	ND	24	ug/kg	4.6
Aroclor 1232	ND	24	ug/kg	4.1
Aroclor 1242	ND	24	ug/kg	3.9
Aroclor 1248	ND	24	ug/kg	2.3
Aroclor 1254	ND	24	ug/kg	3.4
Aroclor 1260	ND	24	ug/kg	3.4

SURROGATE	PERCENT RECOVERY	RECOVERY LIMITS
Tetrachloro-m-xylene	106	(35 - 140)
Decachlorobiphenyl	95	(35 - 140)

NOTE(S):

Results and reporting limits have been adjusted for dry weight.

Tetra Tech NUS, Inc

Client Sample ID: SD-11-02

GC Semivolatiles

Lot-Sample #...:	C9J020291-035	**Work Order #...:**	LLXM31AD	**Matrix.....:**	SOLID
Date Sampled...:	10/01/09	**Date Received..:**	10/02/09	**MS Run #.....:**	
Prep Date.....:	10/10/09	**Analysis Date..:**	10/15/09		
Prep Batch #...:	9282049	**Analysis Time..:**	19:10		
Dilution Factor:	0.5	**Initial Wgt/Vol:**	15 g	**Final Wgt/Vol..:**	10 mL
% Moisture.....:	59	**Analyst ID.....:**	402360	**Instrument ID..:**	S/T
		Method.....:	SW846 8082		

PARAMETER	RESULT	REPORTING LIMIT	UNITS	MDL
Aroclor 1016	ND	20	ug/kg	3.0
Aroclor 1221	ND	20	ug/kg	3.9
Aroclor 1232	ND	20	ug/kg	3.5
Aroclor 1242	ND	20	ug/kg	3.3
Aroclor 1248	ND	20	ug/kg	1.9
Aroclor 1254	ND	20	ug/kg	2.9
Aroclor 1260	ND	20	ug/kg	2.9

SURROGATE	PERCENT RECOVERY	RECOVERY LIMITS
Tetrachloro-m-xylene	108	(35 - 140)
Decachlorobiphenyl	88	(35 - 140)

NOTE(S):

Results and reporting limits have been adjusted for dry weight.

Tetra Tech NUS, Inc

Client Sample ID: SD-11-SS

GC Semivolatiles

Lot-Sample #...:	C9J020291-033	**Work Order #...:**	LLXM01AD	**Matrix.....:**	SOLID
Date Sampled...:	10/01/09	**Date Received..:**	10/02/09	**MS Run #.....:**	9282039
Prep Date.....:	10/10/09	**Analysis Date..:**	10/15/09		
Prep Batch #...:	9282049	**Analysis Time..:**	17:34		
Dilution Factor:	0.5	**Initial Wgt/Vol:**	15 g	**Final Wgt/Vol..:**	10 mL
% Moisture.....:	70	**Analyst ID.....:**	402360	**Instrument ID..:**	S/T
		Method.....:	SW846 8082		

PARAMETER	RESULT	REPORTING LIMIT	UNITS	MDL
Aroclor 1016	ND	27	ug/kg	4.1
Aroclor 1221	ND	27	ug/kg	5.2
Aroclor 1232	ND	27	ug/kg	4.7
Aroclor 1242	ND	27	ug/kg	4.5
Aroclor 1248	ND	27	ug/kg	2.6
Aroclor 1254	**100**	**27**	**ug/kg**	**3.9**
Aroclor 1260	**33 PG**	**27**	**ug/kg**	**3.9**

SURROGATE	PERCENT RECOVERY	RECOVERY LIMITS
Tetrachloro-m-xylene	105	(35 - 140)
Decachlorobiphenyl	95	(35 - 140)

NOTE(S):

Results and reporting limits have been adjusted for dry weight.

PG The percent difference between the original and confirmation analyses is greater than 40%.

Tetra Tech NUS, Inc

Client Sample ID: SD-12-01

GC Semivolatiles

Lot-Sample #...:	C9J020291-031	**Work Order #...:**	LLXMV1AD	**Matrix.....:**	SOLID
Date Sampled...:	09/30/09	**Date Received..:**	10/02/09	**MS Run #.....:**	9281038
Prep Date.....:	10/08/09	**Analysis Date..:**	10/09/09		
Prep Batch #...:	9281068	**Analysis Time..:**	23:42		
Dilution Factor:	0.49	**Initial Wgt/Vol:**	15.2 g	**Final Wgt/Vol..:**	10 mL
% Moisture.....:	22	**Analyst ID.....:**	402360	**Instrument ID..:**	S/T
		Method.....:	SW846 8082		

PARAMETER	RESULT	REPORTING LIMIT	UNITS	MDL
Aroclor 1016	ND	10	ug/kg	1.6
Aroclor 1221	ND	10	ug/kg	2.0
Aroclor 1232	ND	10	ug/kg	1.8
Aroclor 1242	ND	10	ug/kg	1.7
Aroclor 1248	ND	10	ug/kg	0.99
Aroclor 1254	ND	10	ug/kg	1.5
Aroclor 1260	ND	10	ug/kg	1.5

SURROGATE	PERCENT RECOVERY	RECOVERY LIMITS
Tetrachloro-m-xylene	98	(35 - 140)
Decachlorobiphenyl	82	(35 - 140)

NOTE(S):

Results and reporting limits have been adjusted for dry weight.

Tetra Tech NUS, Inc

Client Sample ID: SD-12-02

GC Semivolatiles

Lot-Sample #...:	C9J020291-032	**Work Order #...:**	LLXMX1AD	**Matrix.....:**	SOLID
Date Sampled...:	09/30/09	**Date Received..:**	10/02/09	**MS Run #.....:**	9281038
Prep Date.....:	10/08/09	**Analysis Date..:**	10/10/09		
Prep Batch #...:	9281068	**Analysis Time..:**	00:06		
Dilution Factor:	0.5	**Initial Wgt/Vol:**	15 g	**Final Wgt/Vol..:**	10 mL
% Moisture.....:	18	**Analyst ID.....:**	402360	**Instrument ID..:**	S/T
		Method.....:	SW846 8082		

PARAMETER	RESULT	REPORTING LIMIT	UNITS	MDL
Aroclor 1016	ND	10	ug/kg	1.5
Aroclor 1221	ND	10	ug/kg	1.9
Aroclor 1232	ND	10	ug/kg	1.7
Aroclor 1242	ND	10	ug/kg	1.7
Aroclor 1248	ND	10	ug/kg	0.97
Aroclor 1254	ND	10	ug/kg	1.5
Aroclor 1260	ND	10	ug/kg	1.5

SURROGATE	PERCENT RECOVERY	RECOVERY LIMITS
Tetrachloro-m-xylene	92	(35 - 140)
Decachlorobiphenyl	82	(35 - 140)

NOTE(S):

Results and reporting limits have been adjusted for dry weight.

Tetra Tech NUS, Inc

Client Sample ID: SD-12-SS

GC Semivolatiles

Lot-Sample #...:	C9J020291-030	**Work Order #...:**	LLXMP1AD	**Matrix.....:**	SOLID
Date Sampled...:	09/30/09	**Date Received..:**	10/02/09	**MS Run #.....:**	9281038
Prep Date.....:	10/08/09	**Analysis Date..:**	10/09/09		
Prep Batch #...:	9281068	**Analysis Time..:**	23:18		
Dilution Factor:	0.49	**Initial Wgt/Vol:**	15.2 g	**Final Wgt/Vol..:**	10 mL
% Moisture.....:	17	**Analyst ID.....:**	402360	**Instrument ID..:**	S/T
		Method.....:	SW846 8082		

PARAMETER	RESULT	REPORTING LIMIT	UNITS	MDL
Aroclor 1016	ND	9.8	ug/kg	1.5
Aroclor 1221	ND	9.8	ug/kg	1.9
Aroclor 1232	ND	9.8	ug/kg	1.7
Aroclor 1242	ND	9.8	ug/kg	1.6
Aroclor 1248	ND	9.8	ug/kg	0.93
Aroclor 1254	ND	9.8	ug/kg	1.4
Aroclor 1260	ND	9.8	ug/kg	1.4

SURROGATE	PERCENT RECOVERY	RECOVERY LIMITS
Tetrachloro-m-xylene	98	(35 - 140)
Decachlorobiphenyl	84	(35 - 140)

NOTE(S):

Results and reporting limits have been adjusted for dry weight.

Tetra Tech NUS, Inc

Client Sample ID: SD-13-01

GC Semivolatiles

Lot-Sample #...:	C9J020291-028	**Work Order #...:**	LLXML1AD	**Matrix.....:**	SOLID
Date Sampled...:	09/30/09	**Date Received..:**	10/02/09	**MS Run #.....:**	9281038
Prep Date.....:	10/08/09	**Analysis Date..:**	10/09/09		
Prep Batch #...:	9281068	**Analysis Time..:**	20:55		
Dilution Factor:	0.5	**Initial Wgt/Vol:**	15 g	**Final Wgt/Vol..:**	10 mL
% Moisture.....:	65	**Analyst ID.....:**	402360	**Instrument ID..:**	S/T
		Method.....:	SW846 8082		

PARAMETER	RESULT	REPORTING LIMIT	UNITS	MDL
Aroclor 1016	ND	24	ug/kg	3.6
Aroclor 1221	ND	24	ug/kg	4.6
Aroclor 1232	ND	24	ug/kg	4.1
Aroclor 1242	ND	24	ug/kg	3.9
Aroclor 1248	ND	24	ug/kg	2.3
Aroclor 1254	ND	24	ug/kg	3.4
Aroclor 1260	ND	24	ug/kg	3.4

SURROGATE	PERCENT RECOVERY	RECOVERY LIMITS
Tetrachloro-m-xylene	102	(35 - 140)
Decachlorobiphenyl	86	(35 - 140)

NOTE(S):

Results and reporting limits have been adjusted for dry weight.

Tetra Tech NUS, Inc

Client Sample ID: SD-13-02

GC Semivolatiles

Lot-Sample #...:	C9J020291-029	**Work Order #...:**	LLXMN1AD	**Matrix.....:**	SOLID
Date Sampled...:	09/30/09	**Date Received..:**	10/02/09	**MS Run #.....:**	9281038
Prep Date.....:	10/08/09	**Analysis Date..:**	10/09/09		
Prep Batch #...:	9281068	**Analysis Time..:**	22:54		
Dilution Factor:	0.5	**Initial Wgt/Vol:**	15 g	**Final Wgt/Vol..:**	10 mL
% Moisture.....:	66	**Analyst ID.....:**	402360	**Instrument ID..:**	S/T
		Method.....:	SW846 8082		

PARAMETER	RESULT	REPORTING LIMIT	UNITS	MDL
Aroclor 1016	ND	25	ug/kg	3.7
Aroclor 1221	ND	25	ug/kg	4.7
Aroclor 1232	ND	25	ug/kg	4.3
Aroclor 1242	ND	25	ug/kg	4.0
Aroclor 1248	ND	25	ug/kg	2.3
Aroclor 1254	ND	25	ug/kg	3.5
Aroclor 1260	ND	25	ug/kg	3.5

SURROGATE	PERCENT RECOVERY	RECOVERY LIMITS
Tetrachloro-m-xylene	74	(35 - 140)
Decachlorobiphenyl	65	(35 - 140)

NOTE(S):

Results and reporting limits have been adjusted for dry weight.

Tetra Tech NUS, Inc

Client Sample ID: SD-13-SS

GC Semivolatiles

Lot-Sample #...:	C9J020291-027	**Work Order #...:**	LLXMK1AD	**Matrix.....:**	SOLID
Date Sampled...:	09/30/09	**Date Received..:**	10/02/09	**MS Run #.....:**	9281038
Prep Date.....:	10/08/09	**Analysis Date..:**	10/09/09		
Prep Batch #...:	9281068	**Analysis Time..:**	20:31		
Dilution Factor:	0.5	**Initial Wgt/Vol:**	15 g	**Final Wgt/Vol..:**	10 mL
% Moisture.....:	65	**Analyst ID.....:**	402360	**Instrument ID..:**	S/T
		Method.....:	SW846 8082		

PARAMETER	RESULT	REPORTING LIMIT	UNITS	MDL
Aroclor 1016	ND	24	ug/kg	3.5
Aroclor 1221	ND	24	ug/kg	4.5
Aroclor 1232	ND	24	ug/kg	4.1
Aroclor 1242	ND	24	ug/kg	3.9
Aroclor 1248	ND	24	ug/kg	2.2
Aroclor 1254	ND	24	ug/kg	3.4
Aroclor 1260	ND	24	ug/kg	3.4

SURROGATE	PERCENT RECOVERY	RECOVERY LIMITS
Tetrachloro-m-xylene	98	(35 - 140)
Decachlorobiphenyl	77	(35 - 140)

NOTE(S):

Results and reporting limits have been adjusted for dry weight.

Tetra Tech NUS, Inc

Client Sample ID: SD-14-01

GC Semivolatiles

Lot-Sample #...:	C9J020291-046	**Work Order #...:**	LLXNJ1AD	**Matrix.....:**	SOLID
Date Sampled...:	10/01/09	**Date Received..:**	10/02/09	**MS Run #.....:**	
Prep Date.....:	10/10/09	**Analysis Date..:**	10/15/09		
Prep Batch #...:	9282049	**Analysis Time..:**	23:32		
Dilution Factor:	0.49	**Initial Wgt/Vol:**	15.3 g	**Final Wgt/Vol..:**	10 mL
% Moisture.....:	20	**Analyst ID.....:**	402360	**Instrument ID..:**	S/T
		Method.....:	SW846 8082		

PARAMETER	RESULT	REPORTING LIMIT	UNITS	MDL
Aroclor 1016	ND	10	ug/kg	1.5
Aroclor 1221	ND	10	ug/kg	1.9
Aroclor 1232	ND	10	ug/kg	1.7
Aroclor 1242	ND	10	ug/kg	1.7
Aroclor 1248	ND	10	ug/kg	0.96
Aroclor 1254	ND	10	ug/kg	1.5
Aroclor 1260	ND	10	ug/kg	1.4

SURROGATE	PERCENT RECOVERY	RECOVERY LIMITS
Tetrachloro-m-xylene	108	(35 - 140)
Decachlorobiphenyl	94	(35 - 140)

NOTE(S):

Results and reporting limits have been adjusted for dry weight.

Tetra Tech NUS, Inc

Client Sample ID: SD-14-02

GC Semivolatiles

Lot-Sample #...:	C9J020291-047	**Work Order #...:**	LLXNK1AD	**Matrix.....:**	SOLID
Date Sampled...:	10/01/09	**Date Received..:**	10/02/09	**MS Run #.....:**	
Prep Date.....:	10/10/09	**Analysis Date..:**	10/15/09		
Prep Batch #...:	9282049	**Analysis Time..:**	23:56		
Dilution Factor:	0.49	**Initial Wgt/Vol:**	15.3 g	**Final Wgt/Vol..:**	10 mL
% Moisture.....:	16	**Analyst ID.....:**	402360	**Instrument ID..:**	S/T
		Method.....:	SW846 8082		

PARAMETER	RESULT	REPORTING LIMIT	UNITS	MDL
Aroclor 1016	ND	9.7	ug/kg	1.4
Aroclor 1221	ND	9.7	ug/kg	1.9
Aroclor 1232	ND	9.7	ug/kg	1.7
Aroclor 1242	ND	9.7	ug/kg	1.6
Aroclor 1248	ND	9.7	ug/kg	0.92
Aroclor 1254	ND	9.7	ug/kg	1.4
Aroclor 1260	ND	9.7	ug/kg	1.4

SURROGATE	PERCENT RECOVERY	RECOVERY LIMITS
Tetrachloro-m-xylene	110	(35 - 140)
Decachlorobiphenyl	98	(35 - 140)

NOTE(S):

Results and reporting limits have been adjusted for dry weight.

Tetra Tech NUS, Inc

Client Sample ID: SD-14-SS

GC Semivolatiles

Lot-Sample #...:	C9J020291-045	**Work Order #...:**	LLXNH1AD	**Matrix.....:**	SOLID
Date Sampled...:	10/01/09	**Date Received..:**	10/02/09	**MS Run #.....:**	
Prep Date.....:	10/10/09	**Analysis Date..:**	10/15/09		
Prep Batch #...:	9282049	**Analysis Time..:**	23:08		
Dilution Factor:	0.5	**Initial Wgt/Vol:**	15 g	**Final Wgt/Vol..:**	10 mL
% Moisture.....:	32	**Analyst ID.....:**	402360	**Instrument ID..:**	S/T
		Method.....:	SW846 8082		

PARAMETER	RESULT	REPORTING LIMIT	UNITS	MDL
Aroclor 1016	ND	12	ug/kg	1.8
Aroclor 1221	ND	12	ug/kg	2.3
Aroclor 1232	ND	12	ug/kg	2.1
Aroclor 1242	ND	12	ug/kg	2.0
Aroclor 1248	ND	12	ug/kg	1.2
Aroclor 1254	ND	12	ug/kg	1.7
Aroclor 1260	ND	12	ug/kg	1.7

SURROGATE	PERCENT RECOVERY	RECOVERY LIMITS
Tetrachloro-m-xylene	111	(35 - 140)
Decachlorobiphenyl	98	(35 - 140)

NOTE(S):

Results and reporting limits have been adjusted for dry weight.

Tetra Tech NUS, Inc

Client Sample ID: SD-15-01

GC Semivolatiles

Lot-Sample #...:	C9J020291-044	**Work Order #...:**	LLXNG1AD	**Matrix.....:**	SOLID
Date Sampled...:	10/01/09	**Date Received..:**	10/02/09	**MS Run #.....:**	
Prep Date.....:	10/10/09	**Analysis Date..:**	10/15/09		
Prep Batch #...:	9282049	**Analysis Time..:**	22:44		
Dilution Factor:	0.5	**Initial Wgt/Vol:**	15 g	**Final Wgt/Vol..:**	10 mL
% Moisture.....:	24	**Analyst ID.....:**	402360	**Instrument ID..:**	S/T
		Method.....:	SW846 8082		

PARAMETER	RESULT	REPORTING LIMIT	UNITS	MDL
Aroclor 1016	ND	11	ug/kg	1.6
Aroclor 1221	ND	11	ug/kg	2.1
Aroclor 1232	ND	11	ug/kg	1.9
Aroclor 1242	ND	11	ug/kg	1.8
Aroclor 1248	ND	11	ug/kg	1.0
Aroclor 1254	ND	11	ug/kg	1.6
Aroclor 1260	ND	11	ug/kg	1.6

SURROGATE	PERCENT RECOVERY	RECOVERY LIMITS
Tetrachloro-m-xylene	123	(35 - 140)
Decachlorobiphenyl	101	(35 - 140)

NOTE(S):

Results and reporting limits have been adjusted for dry weight.

Tetra Tech NUS, Inc

Client Sample ID: SD-15-SS

GC Semivolatiles

Lot-Sample #...:	C9J020291-043	**Work Order #...:**	LLXND1AD	**Matrix.....:**	SOLID
Date Sampled...:	10/01/09	**Date Received..:**	10/02/09	**MS Run #.....:**	
Prep Date.....:	10/10/09	**Analysis Date..:**	10/15/09		
Prep Batch #...:	9282049	**Analysis Time..:**	22:20		
Dilution Factor:	0.5	**Initial Wgt/Vol:**	15 g	**Final Wgt/Vol..:**	10 mL
% Moisture.....:	20	**Analyst ID.....:**	402360	**Instrument ID..:**	S/T
		Method.....:	SW846 8082		

PARAMETER	RESULT	REPORTING LIMIT	UNITS	MDL
Aroclor 1016	ND	10	ug/kg	1.6
Aroclor 1221	ND	10	ug/kg	2.0
Aroclor 1232	ND	10	ug/kg	1.8
Aroclor 1242	ND	10	ug/kg	1.7
Aroclor 1248	ND	10	ug/kg	0.99
Aroclor 1254	ND	10	ug/kg	1.5
Aroclor 1260	ND	10	ug/kg	1.5

SURROGATE	PERCENT RECOVERY	RECOVERY LIMITS
Tetrachloro-m-xylene	89	(35 - 140)
Decachlorobiphenyl	71	(35 - 140)

NOTE(S):

Results and reporting limits have been adjusted for dry weight.

Tetra Tech NUS, Inc

Client Sample ID: SD-4-01

GC Semivolatiles

Lot-Sample #...:	C9J020291-012	**Work Order #...:**	LLXL01AD	**Matrix.....:**	SOLID
Date Sampled...:	09/29/09	**Date Received..:**	10/02/09	**MS Run #.....:**	9279028
Prep Date.....:	10/06/09	**Analysis Date..:**	10/07/09		
Prep Batch #...:	9279053	**Analysis Time..:**	16:08		
Dilution Factor:	0.5	**Initial Wgt/Vol:**	15 g	**Final Wgt/Vol..:**	10 mL
% Moisture.....:	69	**Analyst ID.....:**	402360	**Instrument ID..:**	S/T
		Method.....:	SW846 8082		

PARAMETER	RESULT	REPORTING LIMIT	UNITS	MDL
Aroclor 1016	ND	27	ug/kg	4.0
Aroclor 1221	ND	27	ug/kg	5.2
Aroclor 1232	ND	27	ug/kg	4.6
Aroclor 1242	ND	27	ug/kg	4.4
Aroclor 1248	ND	27	ug/kg	2.6
Aroclor 1254	**88**	**27**	**ug/kg**	**3.8**
Aroclor 1260	**57**	**27**	**ug/kg**	**3.8**

SURROGATE	PERCENT RECOVERY	RECOVERY LIMITS
Tetrachloro-m-xylene	86	(35 - 140)
Decachlorobiphenyl	77	(35 - 140)

NOTE(S):

Results and reporting limits have been adjusted for dry weight.

Tetra Tech NUS, Inc

Client Sample ID: SD-4-02

GC Semivolatiles

Lot-Sample #...: C9J020291-013	**Work Order #...:** LLXL11AD	**Matrix.....:** SOLID
Date Sampled...: 09/29/09	**Date Received..:** 10/02/09	**MS Run #.....:** 9279028
Prep Date.....: 10/06/09	**Analysis Date..:** 10/07/09	
Prep Batch #...: 9279053	**Analysis Time..:** 16:32	
Dilution Factor: 0.5	**Initial Wgt/Vol:** 15 g	**Final Wgt/Vol..:** 10 mL
% Moisture.....: 66	**Analyst ID.....:** 402360	**Instrument ID..:** S/T
	Method.....: SW846 8082	

PARAMETER	RESULT	REPORTING LIMIT	UNITS	MDL
Aroclor 1016	ND	25	ug/kg	3.7
Aroclor 1221	ND	25	ug/kg	4.7
Aroclor 1232	ND	25	ug/kg	4.2
Aroclor 1242	ND	25	ug/kg	4.0
Aroclor 1248	ND	25	ug/kg	2.3
Aroclor 1254	**88**	**25**	**ug/kg**	**3.5**
Aroclor 1260	**88**	**25**	**ug/kg**	**3.5**

SURROGATE	PERCENT RECOVERY	RECOVERY LIMITS
Tetrachloro-m-xylene	83	(35 - 140)
Decachlorobiphenyl	68	(35 - 140)

NOTE(S):

Results and reporting limits have been adjusted for dry weight.

Tetra Tech NUS, Inc

Client Sample ID: SD-4-SS

GC Semivolatiles

Lot-Sample #...:	C9J020291-011	**Work Order #...:**	LLXLX1AD	**Matrix.....:**	SOLID
Date Sampled...:	09/29/09	**Date Received..:**	10/02/09	**MS Run #.....:**	9279028
Prep Date.....:	10/06/09	**Analysis Date..:**	10/07/09		
Prep Batch #...:	9279053	**Analysis Time..:**	15:44		
Dilution Factor:	0.49	**Initial Wgt/Vol:**	15.3 g	**Final Wgt/Vol..:**	10 mL
% Moisture.....:	70	**Analyst ID.....:**	402360	**Instrument ID..:**	S/T
		Method.....:	SW846 8082		

PARAMETER	RESULT	REPORTING LIMIT	UNITS	MDL
Aroclor 1016	ND	27	ug/kg	4.0
Aroclor 1221	ND	27	ug/kg	5.2
Aroclor 1232	ND	27	ug/kg	4.6
Aroclor 1242	ND	27	ug/kg	4.4
Aroclor 1248	ND	27	ug/kg	2.6
Aroclor 1254	**70**	**27**	**ug/kg**	**3.8**
Aroclor 1260	**63**	**27**	**ug/kg**	**3.8**

SURROGATE	PERCENT RECOVERY	RECOVERY LIMITS
Tetrachloro-m-xylene	93	(35 - 140)
Decachlorobiphenyl	85	(35 - 140)

NOTE(S):

Results and reporting limits have been adjusted for dry weight.

Appendix C

Support Documentation

CASE NARRATIVE
TETRA TECH NUS, INC.
Stansbury Creek, Martin State

Lot #: C9J020291

The following report contains the analytical results for samples submitted to TestAmerica-Pittsburgh by Tetra Tech NUS, Inc. from Stansbury Creek. The samples were received October 2, 2009 according to documented sample acceptance procedures.

TestAmerica-Pittsburgh utilizes only USEPA approved methods and instrumentation in all analytical work. The samples presented in this report were analyzed for the parameters listed on the method reference page in accordance with the methods indicated.

If project specific QC was not required for samples contained in this report, when batch QC was completed on these samples, anomalous results will be discussed below.

Sample Receiving:
Sample SD-05-SS was received but not listed on the chain of custody. The sample was logged in for analysis.

GC/MS Volatiles:
TestAmerica's North Canton laboratory analyzed the volatiles.

The method blanks had compounds detected below the reporting limit but above the MDL. The result was flagged with a "J" qualifier. Any sample associated with these blanks had the same compounds detected had the results flagged with a "B" qualifier.

GC/MS Semivolatiles:
All non-CCC compounds that have >15% RSD were evaluated to see if a better curve could be drawn using a quadratic curve. All compounds <30% RSD will use an average response factor curve if no visible improvement is accomplished using a quadratic curve. A quadratic curve will be used for a compound where it is determined to be the "best-fit" evaluation.

Several of the continuing calibration standards had compounds >25%D; however they were within the expected performance range for these compounds.

Several samples were analyzed at a dilution due to matrix interference.

Sample SD-11-SS matrix spike duplicate had 2-fluorophenol surrogate recover below the control limit.

Sample SD-11-SS matrix spike duplicate had several compounds recover below the control limits. The RPD between the matrix spikes was above the control limit for pentachlorophenol.

CASE NARRATIVE
TETRA TECH NUS, INC.
Stansbury Creek, Martin State

Lot #: C9J020291

PCBs:
The matrix spikes for SD-08-SS recovered below the control limit for aroclor 1016 and 1260.

Metals:
The serial dilution percent difference for SD-07-01 was outside the control limit for arsenic and molybdenum.

The method blanks had analytes detected at concentrations between the MDL and the reporting limit. The results were flagged with a "B" qualifier. Any sample associated with a method blank that had the same analyte detected had the result flagged with a "J" qualifier.

The matrix spikes for SD-07-01 recovered below the control limit for antimony and copper.

For SD-07-01, SD-03-01, and SD-09-02 matrix spike and matrix spike duplicate, lead recoveries were not calculated due to the concentration of analyte in the sample being >4 times the concentration of spike added.

The matrix spikes for SD-09-02 recovered below the control limit for antimony and above the control limit for chromium.

General Chemistry:
For hexavalent chromium, the sample soluble, insoluble, and post-digestion spike recoveries were outside criteria. Acceptable LCS soluble and insoluble analysis data demonstrate that the analytical system was operating in control; this condition is most likely due to a matrix effect. An ORP was performed for sample and the chart is included in the report. The samples were reanalyzed with the same effect on the spikes. Both sets of results are reported.

C9J020291

Chain of Custody Record

TestAmerica
THE LEADER IN ENVIRONMENTAL TESTING

TestAmerica Laboratory location: _____
Regulatory program: ☐ DW ☐ NPDES ☐ RCRA ☐ Other _____

TestAmerica Laboratories, Inc.

Client Contact				
Company Name: Tetra Tech	Client Project Manager: Dev Muralı	Site Contact: Tony Apanavage	Lab Contact:	COC No:
Address: 20251 Century Blvd Suite 200	Telephone: 301 528 5552	Telephone: 301 233 8230	Telephone:	1 of 4 COCs
City/State/Zip: Germantown, MD. 20874	Email: Dev.Muralı@tetratech.com			
Phone: 301 528 5552		TAT if different from below: ☐ 3 weeks ☐ 2 weeks ☐ 1 week ☐ 2 days ☐ 1 day	Analyses	
Project Name: STANSBURY CREEK SEDIMENT	Method of Shipment/Carrier:			
Project Number: 112ICO2371	Shipping/Tracking No:			
PO#				

Sample Identification	Sample Date	Sample Time	Air	Aqueous	Sediment	Solid	Other:	H2SO4	HNO3	HCl	NaOH	ZnAc/ NaOH	Unpres	Other:		VOCs	SVOCs	PCB	metals	Cr (VI)	Sample Specific Notes / Special Instructions:
SD-07-01	9/29/09	17:25			X									X	N	4oz	8oz	8oz	8oz	8oz	4oz and [redacted] glass
SD-07-02	9/29/09	17:30																			
SD-08-SS	9/30/09	7:50																			
SD-08-01		7:55																			
SD-08-02		8:00																			
SD-08-02		8:10																			
SD-02-SS		9:20																			
SD-02-01		9:25																			
SD-02-02		9:30																			
SD-03-SS		10:30																			

Possible Hazard Identification
☐ Non-Hazard ☐ Flammable ☐ Skin Irritant ☐ Poison B ☐ Unknown

Sample Disposal (A fee may be assessed if samples are retained longer than 1 month)
☐ Return to Client ☐ Disposal By Lab ☐ Archive For _____ Months

Special Instructions/QC Requirements & Comments:
preserved with Ice

	Company	Date/Time		Company	Date/Time
Relinquished by:	Tetra Tech	9/30/09 1600	Received by:	TestAmerica	10/1/09 8:40AM
Relinquished by:	TestAmerica	10/1/09 9:30AM	Received by:	Company:	Date/Time:
Relinquished by:	Company:	Date/Time:	Received in Laboratory by:	TA-Pitt	10/2/09 1016

©2008, TestAmerica Laboratories, Inc. All rights reserved.
TestAmerica & Design ™ are trademarks of TestAmerica Laboratories, Inc.

TAL-0018 (1008)

Chain of Custody Record

TestAmerica
THE LEADER IN ENVIRONMENTAL TESTING

TestAmerica Laboratory location: _____

Regulatory program: ☐ DW ☐ NPDES ☐ RCRA ☐ Other _____

TestAmerica Laboratories, Inc.

Client Contact				
Company Name: Tetra Tech	Client Project Manager: Dev Murali	Site Contact: Tony Apanavage	Lab Contact:	COC No:
Address: 20251 Century Blvd Suite 200	Telephone: 301 528 5552	Telephone: 301 233 8230	Telephone:	2 of 4 COCs
City/State/Zip: Germantown, MD 20874	Email: Dev.Murali@tetratech.com			
Phone: 301 528 5552		TAT if different from below _____ ☐ 3 weeks ☐ 2 weeks ☐ 1 week ☐ 2 days ☐ 1 day		
Project Name: Stansbury Creek Sediment	Method of Shipment/Carrier:			
Project Number: 112IC02371	Shipping/Tracking No:			
PO#				

Analyses

Sample Identification	Sample Date	Sample Time	Air	Aqueous	Sediment	Solid	Other:	H2SO4	HNO3	HCl	NaOH	ZnAc/NaOH	Unpres	Other:		VOCs	SVOCs	PCB	Metals	Cr (VI)						Sample Specific Notes / Special Instructions:
SD-4-SS	9/29/09	12:35			X									X	N	4oz	8oz	8oz	8oz	8oz						4oz and 8oz glass
SD-4-01	↓	12:35			↓									↓	↓	↓	↓	↓	↓	↓						↓
SD-4-02	↓	12:35			↓									↓	↓	↓	↓	↓	↓	↓						↓
SD-05-SS	↓	15:10			↓									↓	↓	↓	↓	↓	↓	↓						↓
SD-05-01	↓	15:15			↓									↓	↓	↓	↓	↓	↓	↓						↓
SD-05-02	↓	15:20			↓									↓	↓	↓	↓	↓	↓	↓						↓
SD-01-SS	↓	16:35			↓									↓	↓	↓	↓	↓	↓	↓						↓
SD-01-01	↓	16:45			↓									↓	↓	↓	↓	↓	↓	↓						↓
SD-01-02	↓	16:50			↓									↓	↓	↓	↓	↓	↓	↓						↓
SD-07-SS	↓	17:20			↓									↓	↓	↓	↓	↓	↓	↓						↓

Possible Hazard Identification: ☐ Non-Hazard ☐ Flammable ☐ Skin Irritant ☐ Poison B ☐ Unknown

Sample Disposal (A fee may be assessed if samples are retained longer than 1 month): ☐ Return to Client ☐ Disposal By Lab ☐ Archive For _____ Months

Special Instructions/QC Requirements & Comments: preserved with ice

Relinquished by:	Company:	Date/Time:	Received by:	Company:	Date/Time:
[signature]	Tetra Tech	9/30/09 1600	[signature]	TestAmerica	10/1/09 8:40 AM
[signature]	TestAmerica	10/1/09 9:30			
			Received in Laboratory by: [signature]	TA-Pitt	10/2/09 1011

©2008, TestAmerica Laboratories, Inc. All rights reserved.
TestAmerica & Design ™ are trademarks of TestAmerica Laboratories, Inc.

TAL-0018 (1008)

C9J020291

Chain of Custody Record

TestAmerica
THE LEADER IN ENVIRONMENTAL TESTING

TestAmerica Laboratory location: _____
Regulatory program: ☐ DW ☐ NPDES ☐ RCRA ☐ Other _____

TestAmerica Laboratories, Inc.

Client Contact				
Company Name: Tetra Tech	Client Project Manager: Dev Murali	Site Contact: Tony Apanavage	Lab Contact:	COC No:
Address: 20251 Century Blvd Suite 200	Telephone: 301 528 5552	Telephone: 3012338230	Telephone:	3 of 4 COCs
City/State/Zip: Germantown, MD. 20874	Email: dev.murali@tetratech.com			
Phone: 301 528 5552		TAT if different from below ☐ 3 weeks ☒ 2 weeks ☐ 1 week ☐ 2 days ☐ 1 day	Analyses	
Project Name: STANSBURY CREEK SEDIMENT	Method of Shipment/Carrier:			
Project Number: 112IC02371	Shipping/Tracking No:			
PO#				

Sample Identification	Sample Date	Sample Time	Air	Aqueous	Sediment	Solid	Other:	H2SO4	HNO3	HCl	NaOH	ZnAc/ NaOH	Unpres	Other:		VOCs	SVOCs	PCB	metals	Cr(VI)					Sample Specific Notes / Special Instructions:
SD-03-01	9/30/09	10:35			X									X	N	4oz	8oz	8oz	8oz	8oz					4oz and 8oz jar
SD-03-01	9/30/09	10:37																							
SD-03-02		10:40																							
SD-10-SS		11:35																							
SD-10-01		11:40																							
SD-10-02		11:45																							
SD-13-SS		14:40																							
SD-13-01		14:45																							
SD-13-02		14:50																							
SD-12-SS		12:55																							

Possible Hazard Identification
☐ Non-Hazard ☐ Flammable ☐ Skin Irritant ☐ Poison B ☐ Unknown

Sample Disposal (A fee may be assessed if samples are retained longer than 1 month)
☐ Return to Client ☐ Disposal By Lab ☐ Archive For _____ Months

Special Instructions/QC Requirements & Comments: preserved with ice

Relinquished by:	Company: Tetra Tech	Date/Time: 9/30/09 1600	Received by:	Company: TestAmerica	Date/Time: 10/1/09 8:40 am
Relinquished by:	Company: TestAmerica	Date/Time: 10/1/09 9:30	Received by:	Company:	Date/Time:
Relinquished by:	Company:	Date/Time:	Received in Laboratory by:	Company: TA Pitt	Date/Time: 10/2/09 1016

©2008, TestAmerica Laboratories, Inc. All rights reserved.
TestAmerica & Design ™ are trademarks of TestAmerica Laboratories, Inc.

TAL-0018 (1008)

30

(1 - 821)

C9J020291

Chain of Custody Record

TestAmerica
THE LEADER IN ENVIRONMENTAL TESTING

TestAmerica Laboratory location: _____
Regulatory program: ☐ DW ☐ NPDES ☐ RCRA ☐ Other _____

TestAmerica Laboratories, Inc.

Client Contact				
Company Name: Tetra Tech	Client Project Manager: Dev Murali	Site Contact: Tony Apanarage	Lab Contact:	COC No:
Address: 20251 Century Blvd Suite 200	Telephone: 301 528 5552	Telephone: 301 233 8250	Telephone:	4 of 4 COCs
City/State/Zip: Germantown, MD. 20874	Email: Dev.Murali@tetratech.com			
Phone: 301 528 5552		TAT if different from below _____ ☐ 3 weeks ☐ 2 weeks ☐ 1 week ☐ 2 days ☐ 1 day		
Project Name: STANSBURY CREEK SEDIMENT	Method of Shipment/Carrier:			
Project Number: 11RTC02371	Shipping/Tracking No:			
PO#				

Sample Identification	Sample Date	Sample Time	Matrix: Air	Aqueous	Sediment	Solid	Other:	Preservation: H2SO4	HNO3	HCl	NaOH	ZnAc/ NaOH	Unpres	Other:	Analyses: VOCs	SVOCs	PCB	metals	Cr (VI)	Sample Specific Notes / Special Instructions:
SD-12-01	9/30/09	13:00			X									X	X	4oz	8oz	8oz	8oz	8oz	4oz and 8oz glass
SD-12-02	9/30/09	13:05			X									X	X	4oz	↓	↓	↓	↓	↓

Possible Hazard Identification
☐ Non-Hazard ☐ Flammable ☐ Skin Irritant ☐ Poison B ☐ Unknown

Sample Disposal (A fee may be assessed if samples are retained longer than 1 month)
☐ Return to Client ☐ Disposal By Lab ☐ Archive For _____ Months

Special Instructions/QC Requirements & Comments:
preserved with ice

Relinquished by:	Company: Tetra Tech	Date/Time: 9/30/09 1600	Received by:	Company: 10/1/09 TestAmer	Date/Time: 10-1-09 8:40 AM
Relinquished by:	Company: TestAmerica	Date/Time: 10/1/09 9:30 AM	Received by:	Company:	Date/Time:
Relinquished by:	Company:	Date/Time:	Received in Laboratory by:	Company: 10/2/09 1600	Date/Time: TA-Pitt

10/16

©2008, TestAmerica Laboratories, Inc. All rights reserved.
TestAmerica & Design ™ are trademarks of TestAmerica Laboratories, Inc.

TAL-0018 (1008)

C9J020291

Chain of Custody Record

TestAmerica
THE LEADER IN ENVIRONMENTAL TESTING

TestAmerica Laboratory location: _____
Regulatory program: ☐ DW ☐ NPDES ☐ RCRA ☐ Other _____

TestAmerica Laboratories, Inc.

Client Contact			
Company Name: Tetra Tech	Client Project Manager: Dev Murali	Site Contact: Tony Apanavage	Lab Contact:
Address: 20251 Century Blvd Suite 200	Telephone: 3015285552	Telephone: 3012338230	Telephone:
City/State/Zip: Germantown, MD 20874	Email: dev.murali@tetratech.com		
Phone: 3015285552			
Project Name: Stansbury Creek Sediment	Method of Shipment/Carrier:		
Project Number: 112IC02371	Shipping/Tracking No:		
PO#			

COC No: 1 of 2 COCs

TAT if different from below
☐ 3 weeks ☐ 2 weeks ☐ 1 week ☐ 2 days ☐ 1 day

Analyses

Sample Identification	Sample Date	Sample Time	Air	Aqueous	Sediment	Solid	Other:	H2SO4	HNO3	HCl	NaOH	ZnAc/ NaOH	Unpres	Other:		VOCs	SVOCs	PCBs	Metals	Arsenic	Sample Specific Notes / Special Instructions:
SD-11-SS	10/1/09	11:45			X										N	4oz	8oz	8oz	8oz	8oz	4oz and 8oz glass
SD-11-01	10/1/09	11:50																			
SD-11-02	10/1/09	11:55																			
SD-06-SS	9/30/09	15:43																			
SD-06-01	9/30/09	15:50																			
SD-06-02	9/30/09	15:55																			
SD-09-SS	10/1/09	8:00																			
SD-09-01	10/1/09	8:05																			
SD-09-02	10/1/09	8:10																			
SD-09-SS	10/1/09	8:02																			

Possible Hazard Identification
☐ Non-Hazard ☐ Flammable ☐ Skin Irritant ☐ Poison B ☐ Unknown

Sample Disposal (A fee may be assessed if samples are retained longer than 1 month)
☐ Return to Client ☐ Disposal By Lab ☐ Archive For _____ Months

Special Instructions/QC Requirements & Comments: preserved with ice

Relinquished by:	Company: TetraTech	Date/Time: 10/1/09 1420	Received by:	Company: TestAmerica	Date/Time: 10-1-09 1452
Relinquished by:	Company: TestAmerica	Date/Time: 1500	Received by:	Company:	Date/Time:
Relinquished by:	Company:	Date/Time:	Received in Laboratory by:	Company: TA-Pitt	Date/Time: 10/2/09 1016

©2006, TestAmerica Laboratories, Inc. All rights reserved.
TestAmerica & Design ™ are trademarks of TestAmerica Laboratories, Inc.

TAL-0018 (1008)

32

(1 - 821)

C9J020291

Chain of Custody Record

TestAmerica

THE LEADER IN ENVIRONMENTAL TESTING

TestAmerica Laboratory location: _____

Regulatory program: ☐ DW ☐ NPDES ☐ RCRA ☐ Other _____

TestAmerica Laboratories, Inc.

Client Contact				
Company Name: TetraTech	Client Project Manager: Dev Murali	Site Contact: Tony Aparavage	Lab Contact:	COC No:
Address: 20251 Century Blvd Suite 200	Telephone: 301 528 5552	Telephone: 301 233 8230	Telephone:	2 of 2 COCs
City/State/Zip: Germantown, MD 20874	Email: dev.murali@tetratech.com			
Phone: 3015285552		TAT if different from below: ☐ 3 weeks ☐ 2 weeks ☐ 1 week ☐ 2 days ☐ 1 day	Analyses	
Project Name: STANSBURY CREEK SEDIMENT	Method of Shipment/Carrier:			
Project Number: 112IC02371	Shipping/Tracking No:			
PO#				

Sample Identification	Sample Date	Sample Time	Air	Aqueous	Sediment	Solid	Other:	H2SO4	HNO3	HCl	NaOH	ZnAc/ NaOH	Unpres	Other:		VOCs	SVOCs	PCB	Metals	Cr(VI)						Sample Specific Notes / Special Instructions:
SD-15-SS	10/1/09	10:05			X										N	4oz	8oz	8oz	8oz	8oz						4oz and 8oz glass
SD-15-01	10/1/09	10:10														X	X	X	X	X						
~~SD-15-02~~ DW																										
SD-14-SS	10/1/09	10:45														X	X	X	X	X						
SD-14-01	↓	10:50														X	X	X	X	X						
SD-14-02	↓	10:55														X	X	X	X	X						

Possible Hazard Identification
☐ Non-Hazard ☐ Flammable ☐ Skin Irritant ☐ Poison B ☐ Unknown

Sample Disposal (A fee may be assessed if samples are retained longer than 1 month)
☐ Return to Client ☐ Disposal By Lab ☐ Archive For _____ Months

Special Instructions/QC Requirements & Comments:
preserved with ice

	Company	Date/Time		Company	Date/Time
Relinquished by:	TetraTech	10/1/09 1420	Received by:	TestAmerica	10-1-09 1430
Relinquished by:	TestAmerica	10-1-2009 1500	Received by:		
Relinquished by:			Received in Laboratory by:	TA-Pitt	10/2/09 1012

©2008, TestAmerica Laboratories, Inc. All rights reserved.
TestAmerica & Design ™ are trademarks of TestAmerica Laboratories, Inc

TAL-0018 (1008)

Work Order No.: _____

Condition Upon Receipt Variance Report

TestAmerica Pittsburgh Laboratory

Client: Tetra Tech NUS Date: 10/2/09

Project No.: _____ Initiated by: RLS

Analysis Requested: See Below RFA/COC: _____

Client Sample Numbers Affected: _____

Condition/Variance (Check all that apply):

1. ☒ Not enough sample received for proper analysis. Received approx. _____
2. ☒ Sample received broken/leaking.
3. ☒ Sample received without proper preservative.
   - ☒ Cooler temperature not within 4°C ± 2°C.
     Record temperature: _____
   - ☒ pH _____
   - ☒ other: _____
4. ☒ Sample received in improper container.
5. ☒ Sample received without proper paperwork.
   Sample SD05 55 was received - it will be logged.
6. ☒ Paperwork received without sample.
7. ☒ No sample ID on sample container.
8. ☒ Custody tape disturbed/broken/missing.
9. ☒ Sample splits performed by lab.
10. ☒ Volatile sample received with approximately _____ mm headspace.
11. ☒ Sample ID on container does not match on paperwork. Explain:
12. ☒ All coolers on airbill not received with
13. ☒ Other (explain below):

Notes: _____

Corrective Action:

☒ Client's Name: _____ Informed verbally on: _____ By: _____

☒ Client's Name: _____ Informed in writing on: _____ By: _____

☒ Sample(s) processed "as is" _____

☒ Sample(s) on hold until: _____ If released: _____

Sample Control Supervisor Review: _____ Date: 10/2/09

Project Management Review: _____ Date: 10/5/09

SIGNED ORIGINAL MUST BE RETAINED IN THE PROJECT FILE

TA PT/11-07/96-005/CURVR.DOC

Cooler Receipt Form

TestAmerica Pittsburgh

P: Preserved
UP: Unpreserved

Sample ID	TMET PH<2	DMET PH<2	HG PH<2	NUT(1) PH<2	CN PH ≥12	OG TPHC PH<2	PHEN PH<2	SULF PH ≥12	TOC PH<2	TOX PH<2	VOA P/UP	hrdnss PH<2			

(1) "NUT" could include sample bottles for ammonia, chemical oxygen demand, nitrate/nitrite, TKN, or total phosphorus

Comments: _____

Cooler Number	Temperature*	Thermometer ID
1	2.5°	4
2	4.0°	5
3	5.7°	4

*Acceptable Temperature Range: 4°C ± 2°C

Sample	Lot Number**

**Please use an asterisk if bottle lot number was covered by the label

If samples required preservation in the laboratory, the following lot number(s) was/were used:

Nitric Acid _____ Hydrochloric Acid _____

Sulfuric Acid _____ Sodium Hydroxide _____

Cooler Receipt Form

TestAmerica Pittsburgh

Client: Tetra Tech Project: _____ Quote: 84133

Cooler Rec'd & Opened for Temp. Check on: 10/2/09

Coolers Opened and Unpacked on: 10/2/09 By: PRF (Signature)

TestAmerica Pittsburgh Lot Number: C9J020291

		Yes	No	NA
1.	Were custody seals on the outside of the cooler?	✓		
	If YES, how many and where? Quantity 1 Location front			
	Were signatures and date correct?	✓		
2.	Were custody papers included inside the cooler?	✓		
3.	Were custody papers properly filled out (ink, signed, match labels)?	✓		
4.	Did you sign the custody papers in the appropriate place?	✓		
5.	Was shippers packing slip attached to this form?	✓		
6.	Were packing materials used?	✓		
	If YES, what type? Bubble Wrap			
7.	Were the samples received within the acceptable temperature range?	✓		
8.	Were the samples appropriately preserved?			✓
9.	Were all bottles sealed in separate plastic bags?		✓	
10.	Did all bottles arrive in good condition (unbroken)?	✓		
11.	Were all bottle labels complete (sample ID, preservatives, etc.)?	✓		
12.	Did all bottle labels and/or tags agree with custody papers?		✓	
13.	Were correct bottles used for tests indicated?	✓		
14.	Were all VOA vials checked for the presence of air bubbles?			✓
15.	Was a sufficient amount of sample sent in each bottle?	✓		

16. Samples received by: (FEDEX) UPS CLIENT DROP-OFF OTHER DHL US CARGO

Explain any discrepancies: _____

Level 2 Review _____

Was contacted on _____ by _____ to resolve discrepancies.

SORT	UNITS	NSAMPLE	LAB_ID	QC_TYPE	SAMP_DATE	EXTR_DATE	ANAL_DATE	SMP_EXTR	EXTR_ANL	SMP_ANL
PCS	%	SD-11-01	C9J020291034	NM	10/01/2009	10/07/2009	10/08/2009	6	1	7
PCS	%	SD-11-02	C9J020291035	NM	10/01/2009	10/07/2009	10/08/2009	6	1	7
PCS	%	SD-11-SS	C9J020291033	NM	10/01/2009	10/07/2009	10/08/2009	6	1	7
PCS	%	SD-12-01	C9J020291031	NM	09/30/2009	10/07/2009	10/08/2009	7	1	8
OS	%	SD-09-SS	C9J020291042	NM	10/01/2009	10/14/2009	10/22/2009	13	8	21
OS	%	SD-12-02DL	C9J020291032	NM	09/30/2009	10/12/2009	10/20/2009	12	8	20
OS	%	SD-09-SS	C9J020291039	NM	10/01/2009	10/14/2009	10/21/2009	13	7	20
OS	%	SD-10-02	C9J020291026	NM	09/30/2009	10/12/2009	10/20/2009	12	8	20
OS	%	SD-10-SSDL	C9J020291024	NM	09/30/2009	10/12/2009	10/20/2009	12	8	20
OS	%	SD-11-01	C9J020291034	NM	10/01/2009	10/14/2009	10/21/2009	13	7	20
OS	%	SD-11-02DL	C9J020291035	NM	10/01/2009	10/14/2009	10/22/2009	13	8	21
OS	%	SD-11-SS	C9J020291033	NM	10/01/2009	10/14/2009	10/21/2009	13	7	20
OS	%	SD-12-01DL	C9J020291031	NM	09/30/2009	10/12/2009	10/20/2009	12	8	20
OS	%	SD-10-01	C9J020291025	NM	09/30/2009	10/12/2009	10/20/2009	12	8	20
OS	%	SD-12-SSDL	C9J020291030	NM	09/30/2009	10/12/2009	10/20/2009	12	8	20
OS	%	SD-13-01	C9J020291028	NM	09/30/2009	10/12/2009	10/20/2009	12	8	20
OS	%	SD-13-02	C9J020291029	NM	09/30/2009	10/12/2009	10/20/2009	12	8	20
OS	%	SD-13-SS	C9J020291027	NM	09/30/2009	10/12/2009	10/20/2009	12	8	20

SORT	UNITS	NSAMPLE	LAB_ID	QC_TYPE	SAMP_DATE	EXTR_DATE	ANAL_DATE	SMP_EXTR	EXTR_ANL	SMP_ANL
OS	%	SD-14-01DL	C9J020291046	NM	10/01/2009	10/14/2009	10/22/2009	13	8	21
OS	%	SD-14-02DL	C9J020291047	NM	10/01/2009	10/14/2009	10/22/2009	13	8	21
OS	%	SD-14-SS	C9J020291045	NM	10/01/2009	10/14/2009	10/22/2009	13	8	21
OS	%	SD-15-01DL	C9J020291044	NM	10/01/2009	10/14/2009	10/21/2009	13	7	20
OS	%	SD-4-01DL	C9J020291012	NM	09/29/2009	10/06/2009	10/21/2009	7	15	22
OS	%	SD-4-02	C9J020291013	NM	09/29/2009	10/06/2009	10/21/2009	7	15	22
OS	%	SD-4-SSDL	C9J020291011	NM	09/29/2009	10/06/2009	10/21/2009	7	15	22
OS	%	SD-09-02	C9J020291041	NM	10/01/2009	10/14/2009	10/21/2009	13	7	20
OS	%	SD-01-SSDL	C9J020291017	NM	09/29/2009	10/06/2009	10/21/2009	7	15	22
OS	%	SD-15-SSDL	C9J020291043	NM	10/01/2009	10/14/2009	10/23/2009	13	9	22
OS	%	SD-05-SS	C9J020291014	NM	09/29/2009	10/06/2009	10/21/2009	7	15	22
OS	%	SD-01-01DL	C9J020291018	NM	09/29/2009	10/06/2009	10/15/2009	7	9	16
OS	%	SD-01-02DL	C9J020291019	NM	09/29/2009	10/06/2009	10/15/2009	7	9	16
OS	%	SD-02-01DL	C9J020291008	NM	09/30/2009	10/12/2009	10/20/2009	12	8	20
OS	%	SD-02-SSDL	C9J020291007	NM	09/30/2009	10/12/2009	10/20/2009	12	8	20
OS	%	SD-03-01DL	C9J020291021	NM	09/30/2009	10/12/2009	10/20/2009	12	8	20
OS	%	SD-03-01DL	C9J020291022	NM	09/30/2009	10/12/2009	10/20/2009	12	8	20
OS	%	SD-03-02DL	C9J020291023	NM	09/30/2009	10/12/2009	10/20/2009	12	8	20

SORT	UNITS	NSAMPLE	LAB_ID	QC_TYPE	SAMP_DATE	EXTR_DATE	ANAL_DATE	SMP_EXTR	EXTR_ANL	SMP_ANL
OS	%	SD-03-SSDL	C9J020291010	NM	09/30/2009	10/12/2009	10/20/2009	12	8	20
OS	%	SD-02-02DL	C9J020291009	NM	09/30/2009	10/12/2009	10/20/2009	12	8	20
OS	%	SD-05-02DL	C9J020291016	NM	09/29/2009	10/06/2009	10/21/2009	7	15	22
OS	%	SD-09-01	C9J020291040	NM	10/01/2009	10/14/2009	10/21/2009	13	7	20
OS	%	SD-05-SS	C9J020291048	NM	09/29/2009	10/06/2009	10/21/2009	7	15	22
OS	%	SD-06-01	C9J020291037	NM	09/30/2009	10/14/2009	10/21/2009	14	7	21
OS	%	SD-06-02	C9J020291038	NM	09/30/2009	10/14/2009	10/21/2009	14	7	21
OS	%	SD-06-SSDL	C9J020291036	NM	09/30/2009	10/14/2009	10/21/2009	14	7	21
OS	%	SD-07-01DL	C9J020291001	NM	09/29/2009	10/06/2009	10/21/2009	7	15	22
OS	%	SD-07-02	C9J020291002	NM	09/29/2009	10/06/2009	10/21/2009	7	15	22
OS	%	SD-07-SS	C9J020291020	NM	09/29/2009	10/06/2009	10/21/2009	7	15	22
OS	%	SD-08-01	C9J020291004	NM	09/30/2009	10/12/2009	10/20/2009	12	8	20
OS	%	SD-08-02	C9J020291005	NM	09/30/2009	10/12/2009	10/20/2009	12	8	20
OS	%	SD-08-02DL	C9J020291006	NM	09/30/2009	10/12/2009	10/20/2009	12	8	20
OS	%	SD-08-SSDL	C9J020291003	NM	09/30/2009	10/12/2009	10/20/2009	12	8	20
OS	%	SD-05-01DL	C9J020291015	NM	09/29/2009	10/06/2009	10/21/2009	7	15	22
OS	UG/KG	SD-09-SS	C9J020291042	NM	10/01/2009	10/14/2009	10/22/2009	13	8	21
OS	UG/KG	SD-01-02DL	C9J020291019	NM	09/29/2009	10/06/2009	10/15/2009	7	9	16

SORT	UNITS	NSAMPLE	LAB_ID	QC_TYPE	SAMP_DATE	EXTR_DATE	ANAL_DATE	SMP_EXTR	EXTR_ANL	SMP_ANL
OS	UG/KG	SD-01-01DL	C9J020291018	NM	09/29/2009	10/06/2009	10/15/2009	7	9	16
OS	UG/KG	SD-14-01DL	C9J020291046	NM	10/01/2009	10/14/2009	10/22/2009	13	8	21
OS	UG/KG	SD-10-01	C9J020291025	NM	09/30/2009	10/12/2009	10/20/2009	12	8	20
OS	UG/KG	SD-10-02	C9J020291026	NM	09/30/2009	10/12/2009	10/20/2009	12	8	20
OS	UG/KG	SD-10-SSDL	C9J020291024	NM	09/30/2009	10/12/2009	10/20/2009	12	8	20
OS	UG/KG	SD-11-01	C9J020291034	NM	10/01/2009	10/14/2009	10/21/2009	13	7	20
OS	UG/KG	SD-11-02DL	C9J020291035	NM	10/01/2009	10/14/2009	10/22/2009	13	8	21
OS	UG/KG	SD-11-SS	C9J020291033	NM	10/01/2009	10/14/2009	10/21/2009	13	7	20
OS	UG/KG	SD-12-01DL	C9J020291031	NM	09/30/2009	10/12/2009	10/20/2009	12	8	20
OS	UG/KG	SD-12-02DL	C9J020291032	NM	09/30/2009	10/12/2009	10/20/2009	12	8	20
OS	UG/KG	SD-09-SS	C9J020291039	NM	10/01/2009	10/14/2009	10/21/2009	13	7	20
OS	UG/KG	SD-13-02	C9J020291029	NM	09/30/2009	10/12/2009	10/20/2009	12	8	20
OS	UG/KG	SD-13-01	C9J020291028	NM	09/30/2009	10/12/2009	10/20/2009	12	8	20
OS	UG/KG	SD-14-02DL	C9J020291047	NM	10/01/2009	10/14/2009	10/22/2009	13	8	21
OS	UG/KG	SD-14-SS	C9J020291045	NM	10/01/2009	10/14/2009	10/22/2009	13	8	21
OS	UG/KG	SD-15-01DL	C9J020291044	NM	10/01/2009	10/14/2009	10/21/2009	13	7	20
OS	UG/KG	SD-15-SSDL	C9J020291043	NM	10/01/2009	10/14/2009	10/23/2009	13	9	22
OS	UG/KG	SD-4-01DL	C9J020291012	NM	09/29/2009	10/06/2009	10/21/2009	7	15	22

SORT	UNITS	NSAMPLE	LAB_ID	QC_TYPE	SAMP_DATE	EXTR_DATE	ANAL_DATE	SMP_EXTR	EXTR_ANL	SMP_ANL
OS	UG/KG	SD-4-02	C9J020291013	NM	09/29/2009	10/06/2009	10/21/2009	7	15	22
OS	UG/KG	SD-4-SSDL	C9J020291011	NM	09/29/2009	10/06/2009	10/21/2009	7	15	22
OS	UG/KG	SD-01-SSDL	C9J020291017	NM	09/29/2009	10/06/2009	10/21/2009	7	15	22
OS	UG/KG	SD-09-02	C9J020291041	NM	10/01/2009	10/14/2009	10/21/2009	13	7	20
OS	UG/KG	SD-12-SSDL	C9J020291030	NM	09/30/2009	10/12/2009	10/20/2009	12	8	20
OS	UG/KG	SD-02-02DL	C9J020291009	NM	09/30/2009	10/12/2009	10/20/2009	12	8	20
OS	UG/KG	SD-13-SS	C9J020291027	NM	09/30/2009	10/12/2009	10/20/2009	12	8	20
OS	UG/KG	SD-02-01DL	C9J020291008	NM	09/30/2009	10/12/2009	10/20/2009	12	8	20
OS	UG/KG	SD-09-01	C9J020291040	NM	10/01/2009	10/14/2009	10/21/2009	13	7	20
OS	UG/KG	SD-02-SSDL	C9J020291007	NM	09/30/2009	10/12/2009	10/20/2009	12	8	20
OS	UG/KG	SD-03-01DL	C9J020291021	NM	09/30/2009	10/12/2009	10/20/2009	12	8	20
OS	UG/KG	SD-03-01DL	C9J020291022	NM	09/30/2009	10/12/2009	10/20/2009	12	8	20
OS	UG/KG	SD-03-02DL	C9J020291023	NM	09/30/2009	10/12/2009	10/20/2009	12	8	20
OS	UG/KG	SD-03-SSDL	C9J020291010	NM	09/30/2009	10/12/2009	10/20/2009	12	8	20
OS	UG/KG	SD-05-01DL	C9J020291015	NM	09/29/2009	10/06/2009	10/21/2009	7	15	22
OS	UG/KG	SD-05-02DL	C9J020291016	NM	09/29/2009	10/06/2009	10/21/2009	7	15	22
OS	UG/KG	SD-05-SS	C9J020291014	NM	09/29/2009	10/06/2009	10/21/2009	7	15	22
OS	UG/KG	SD-08-02	C9J020291005	NM	09/30/2009	10/12/2009	10/20/2009	12	8	20

SORT	UNITS	NSAMPLE	LAB_ID	QC_TYPE	SAMP_DATE	EXTR_DATE	ANAL_DATE	SMP_EXTR	EXTR_ANL	SMP_ANL
OS	UG/KG	SD-05-SS	C9J020291048	NM	09/29/2009	10/06/2009	10/21/2009	7	15	22
OS	UG/KG	SD-08-02DL	C9J020291006	NM	09/30/2009	10/12/2009	10/20/2009	12	8	20
OS	UG/KG	SD-08-01	C9J020291004	NM	09/30/2009	10/12/2009	10/20/2009	12	8	20
OS	UG/KG	SD-07-SS	C9J020291020	NM	09/29/2009	10/06/2009	10/21/2009	7	15	22
OS	UG/KG	SD-07-02	C9J020291002	NM	09/29/2009	10/06/2009	10/21/2009	7	15	22
OS	UG/KG	SD-06-SSDL	C9J020291036	NM	09/30/2009	10/14/2009	10/21/2009	14	7	21
OS	UG/KG	SD-06-02	C9J020291038	NM	09/30/2009	10/14/2009	10/21/2009	14	7	21
OS	UG/KG	SD-06-01	C9J020291037	NM	09/30/2009	10/14/2009	10/21/2009	14	7	21
OS	UG/KG	SD-07-01DL	C9J020291001	NM	09/29/2009	10/06/2009	10/21/2009	7	15	22
OS	UG/KG	SD-08-SSDL	C9J020291003	NM	09/30/2009	10/12/2009	10/20/2009	12	8	20
OV	%	SD-10-01	C9J020291025	NM	09/30/2009	10/08/2009	10/08/2009	8	0	8
OV	%	SD-12-02	C9J020291032	NM	09/30/2009	10/09/2009	10/09/2009	9	0	9
OV	%	SD-12-01	C9J020291031	NM	09/30/2009	10/09/2009	10/09/2009	9	0	9
OV	%	SD-11-SS	C9J020291033	NM	10/01/2009	10/12/2009	10/12/2009	11	0	11
OV	%	SD-11-02	C9J020291035	NM	10/01/2009	10/12/2009	10/12/2009	11	0	11
OV	%	SD-11-01	C9J020291034	NM	10/01/2009	10/12/2009	10/12/2009	11	0	11
OV	%	SD-09-SS	C9J020291039	NM	10/01/2009	10/12/2009	10/12/2009	11	0	11
OV	%	SD-10-02	C9J020291026	NM	09/30/2009	10/09/2009	10/09/2009	9	0	9

SORT	UNITS	NSAMPLE	LAB_ID	QC_TYPE	SAMP_DATE	EXTR_DATE	ANAL_DATE	SMP_EXTR	EXTR_ANL	SMP_ANL
OV	%	SD-12-SS	C9J020291030	NM	09/30/2009	10/09/2009	10/09/2009	9	0	9
OV	%	SD-09-SS	C9J020291042	NM	10/01/2009	10/13/2009	10/13/2009	12	0	12
OV	%	SD-15-01	C9J020291044	NM	10/01/2009	10/13/2009	10/13/2009	12	0	12
OV	%	SD-10-SS	C9J020291024	NM	09/30/2009	10/08/2009	10/08/2009	8	0	8
OV	%	SD-13-01	C9J020291028	NM	09/30/2009	10/09/2009	10/09/2009	9	0	9
OV	%	SD-13-02	C9J020291029	NM	09/30/2009	10/09/2009	10/09/2009	9	0	9
OV	%	SD-13-SS	C9J020291027	NM	09/30/2009	10/09/2009	10/09/2009	9	0	9
OV	%	SD-14-01	C9J020291046	NM	10/01/2009	10/11/2009	10/11/2009	10	0	10
OV	%	SD-4-SS	C9J020291011	NM	09/29/2009	10/08/2009	10/08/2009	9	0	9
OV	%	SD-14-SS	C9J020291045	NM	10/01/2009	10/11/2009	10/11/2009	10	0	10
OV	%	SD-15-SS	C9J020291043	NM	10/01/2009	10/13/2009	10/13/2009	12	0	12
OV	%	SD-4-01	C9J020291012	NM	09/29/2009	10/08/2009	10/08/2009	9	0	9
OV	%	SD-4-02	C9J020291013	NM	09/29/2009	10/08/2009	10/08/2009	9	0	9
OV	%	SD-05-SS	C9J020291048	NM	09/29/2009	10/08/2009	10/08/2009	9	0	9
OV	%	SD-09-02	C9J020291041	NM	10/01/2009	10/13/2009	10/13/2009	12	0	12
OV	%	SD-14-02	C9J020291047	NM	10/01/2009	10/11/2009	10/11/2009	10	0	10
OV	%	SD-03-02	C9J020291023	NM	09/30/2009	10/08/2009	10/08/2009	8	0	8
OV	%	SD-06-02	C9J020291038	NM	09/30/2009	10/09/2009	10/09/2009	9	0	9

SORT	UNITS	NSAMPLE	LAB_ID	QC_TYPE	SAMP_DATE	EXTR_DATE	ANAL_DATE	SMP_EXTR	EXTR_ANL	SMP_ANL
OV	%	SD-01-02	C9J020291019	NM	09/29/2009	10/08/2009	10/08/2009	9	0	9
OV	%	SD-09-01	C9J020291040	NM	10/01/2009	10/13/2009	10/13/2009	12	0	12
OV	%	SD-02-01	C9J020291008	NM	09/30/2009	10/08/2009	10/08/2009	8	0	8
OV	%	SD-02-02	C9J020291009	NM	09/30/2009	10/08/2009	10/08/2009	8	0	8
OV	%	SD-02-SS	C9J020291007	NM	09/30/2009	10/08/2009	10/08/2009	8	0	8
OV	%	SD-03-01	C9J020291022	NM	09/30/2009	10/08/2009	10/08/2009	8	0	8
OV	%	SD-01-SS	C9J020291017	NM	09/29/2009	10/08/2009	10/08/2009	9	0	9
OV	%	SD-03-SS	C9J020291010	NM	09/30/2009	10/08/2009	10/08/2009	8	0	8
OV	%	SD-05-01	C9J020291015	NM	09/29/2009	10/08/2009	10/08/2009	9	0	9
OV	%	SD-05-02	C9J020291016	NM	09/29/2009	10/08/2009	10/08/2009	9	0	9
OV	%	SD-08-02	C9J020291005	NM	09/30/2009	10/08/2009	10/08/2009	8	0	8
OV	%	SD-03-01	C9J020291021	NM	09/30/2009	10/08/2009	10/08/2009	8	0	8
OV	%	SD-08-02	C9J020291006	NM	09/30/2009	10/08/2009	10/08/2009	8	0	8
OV	%	SD-05-SS	C9J020291014	NM	09/29/2009	10/08/2009	10/08/2009	9	0	9
OV	%	SD-08-01	C9J020291004	NM	09/30/2009	10/08/2009	10/08/2009	8	0	8
OV	%	SD-07-SS	C9J020291020	NM	09/29/2009	10/08/2009	10/08/2009	9	0	9
OV	%	SD-07-02	C9J020291002	NM	09/29/2009	10/08/2009	10/08/2009	9	0	9
OV	%	SD-07-01	C9J020291001	NM	09/29/2009	10/08/2009	10/08/2009	9	0	9

SORT	UNITS	NSAMPLE	LAB_ID	QC_TYPE	SAMP_DATE	EXTR_DATE	ANAL_DATE	SMP_EXTR	EXTR_ANL	SMP_ANL
OV	%	SD-06-SS	C9J020291036	NM	09/30/2009	10/09/2009	10/09/2009	9	0	9
OV	%	SD-01-01	C9J020291018	NM	09/29/2009	10/08/2009	10/08/2009	9	0	9
OV	%	SD-06-01	C9J020291037	NM	09/30/2009	10/09/2009	10/09/2009	9	0	9
OV	%	SD-08-SS	C9J020291003	NM	09/30/2009	10/08/2009	10/08/2009	8	0	8
OV	UG/KG	SD-12-SS	C9J020291030	NM	09/30/2009	10/09/2009	10/09/2009	9	0	9
OV	UG/KG	SD-09-SS	C9J020291039	NM	10/01/2009	10/12/2009	10/12/2009	11	0	11
OV	UG/KG	SD-10-01	C9J020291025	NM	09/30/2009	10/08/2009	10/08/2009	8	0	8
OV	UG/KG	SD-10-02	C9J020291026	NM	09/30/2009	10/09/2009	10/09/2009	9	0	9
OV	UG/KG	SD-10-SS	C9J020291024	NM	09/30/2009	10/08/2009	10/08/2009	8	0	8
OV	UG/KG	SD-11-01	C9J020291034	NM	10/01/2009	10/12/2009	10/12/2009	11	0	11
OV	UG/KG	SD-11-02	C9J020291035	NM	10/01/2009	10/12/2009	10/12/2009	11	0	11
OV	UG/KG	SD-11-SS	C9J020291033	NM	10/01/2009	10/12/2009	10/12/2009	11	0	11
OV	UG/KG	SD-12-01	C9J020291031	NM	09/30/2009	10/09/2009	10/09/2009	9	0	9
OV	UG/KG	SD-12-02	C9J020291032	NM	09/30/2009	10/09/2009	10/09/2009	9	0	9
OV	UG/KG	SD-13-01	C9J020291028	NM	09/30/2009	10/09/2009	10/09/2009	9	0	9
OV	UG/KG	SD-13-02	C9J020291029	NM	09/30/2009	10/09/2009	10/09/2009	9	0	9
OV	UG/KG	SD-13-SS	C9J020291027	NM	09/30/2009	10/09/2009	10/09/2009	9	0	9
OV	UG/KG	SD-14-01	C9J020291046	NM	10/01/2009	10/11/2009	10/11/2009	10	0	10

SORT	UNITS	NSAMPLE	LAB_ID	QC_TYPE	SAMP_DATE	EXTR_DATE	ANAL_DATE	SMP_EXTR	EXTR_ANL	SMP_ANL
OV	UG/KG	SD-14-02	C9J020291047	NM	10/01/2009	10/11/2009	10/11/2009	10	0	10
OV	UG/KG	SD-14-SS	C9J020291045	NM	10/01/2009	10/11/2009	10/11/2009	10	0	10
OV	UG/KG	SD-15-01	C9J020291044	NM	10/01/2009	10/13/2009	10/13/2009	12	0	12
OV	UG/KG	SD-15-SS	C9J020291043	NM	10/01/2009	10/13/2009	10/13/2009	12	0	12
OV	UG/KG	SD-4-01	C9J020291012	NM	09/29/2009	10/08/2009	10/08/2009	9	0	9
OV	UG/KG	SD-4-SS	C9J020291011	NM	09/29/2009	10/08/2009	10/08/2009	9	0	9
OV	UG/KG	SD-09-02	C9J020291041	NM	10/01/2009	10/13/2009	10/13/2009	12	0	12
OV	UG/KG	SD-09-01	C9J020291040	NM	10/01/2009	10/13/2009	10/13/2009	12	0	12
OV	UG/KG	SD-4-02	C9J020291013	NM	09/29/2009	10/08/2009	10/08/2009	9	0	9
OV	UG/KG	SD-03-01	C9J020291022	NM	09/30/2009	10/08/2009	10/08/2009	8	0	8
OV	UG/KG	SD-08-SS	C9J020291003	NM	09/30/2009	10/08/2009	10/08/2009	8	0	8
OV	UG/KG	SD-01-02	C9J020291019	NM	09/29/2009	10/08/2009	10/08/2009	9	0	9
OV	UG/KG	SD-01-SS	C9J020291017	NM	09/29/2009	10/08/2009	10/08/2009	9	0	9
OV	UG/KG	SD-02-01	C9J020291008	NM	09/30/2009	10/08/2009	10/08/2009	8	0	8
OV	UG/KG	SD-02-02	C9J020291009	NM	09/30/2009	10/08/2009	10/08/2009	8	0	8
OV	UG/KG	SD-09-SS	C9J020291042	NM	10/01/2009	10/13/2009	10/13/2009	12	0	12
OV	UG/KG	SD-03-01	C9J020291021	NM	09/30/2009	10/08/2009	10/08/2009	8	0	8
OV	UG/KG	SD-01-01	C9J020291018	NM	09/29/2009	10/08/2009	10/08/2009	9	0	9

SORT	UNITS	NSAMPLE	LAB_ID	QC_TYPE	SAMP_DATE	EXTR_DATE	ANAL_DATE	SMP_EXTR	EXTR_ANL	SMP_ANL
OV	UG/KG	SD-03-02	C9J020291023	NM	09/30/2009	10/08/2009	10/08/2009	8	0	8
OV	UG/KG	SD-03-SS	C9J020291010	NM	09/30/2009	10/08/2009	10/08/2009	8	0	8
OV	UG/KG	SD-05-01	C9J020291015	NM	09/29/2009	10/08/2009	10/08/2009	9	0	9
OV	UG/KG	SD-07-02	C9J020291002	NM	09/29/2009	10/08/2009	10/08/2009	9	0	9
OV	UG/KG	SD-02-SS	C9J020291007	NM	09/30/2009	10/08/2009	10/08/2009	8	0	8
OV	UG/KG	SD-08-02	C9J020291006	NM	09/30/2009	10/08/2009	10/08/2009	8	0	8
OV	UG/KG	SD-05-02	C9J020291016	NM	09/29/2009	10/08/2009	10/08/2009	9	0	9
OV	UG/KG	SD-07-SS	C9J020291020	NM	09/29/2009	10/08/2009	10/08/2009	9	0	9
OV	UG/KG	SD-08-02	C9J020291005	NM	09/30/2009	10/08/2009	10/08/2009	8	0	8
OV	UG/KG	SD-07-01	C9J020291001	NM	09/29/2009	10/08/2009	10/08/2009	9	0	9
OV	UG/KG	SD-06-SS	C9J020291036	NM	09/30/2009	10/09/2009	10/09/2009	9	0	9
OV	UG/KG	SD-06-02	C9J020291038	NM	09/30/2009	10/09/2009	10/09/2009	9	0	9
OV	UG/KG	SD-06-01	C9J020291037	NM	09/30/2009	10/09/2009	10/09/2009	9	0	9
OV	UG/KG	SD-05-SS	C9J020291048	NM	09/29/2009	10/08/2009	10/08/2009	9	0	9
OV	UG/KG	SD-05-SS	C9J020291014	NM	09/29/2009	10/08/2009	10/08/2009	9	0	9
OV	UG/KG	SD-08-01	C9J020291004	NM	09/30/2009	10/08/2009	10/08/2009	8	0	8
PCB	%	SD-11-01DL	C9J020291034	NM	10/01/2009	10/10/2009	10/15/2009	9	5	14
PCB	%	SD-12-01DL	C9J020291031	NM	09/30/2009	10/08/2009	10/09/2009	8	1	9

SORT	UNITS	NSAMPLE	LAB_ID	QC_TYPE	SAMP_DATE	EXTR_DATE	ANAL_DATE	SMP_EXTR	EXTR_ANL	SMP_ANL
PCB	%	SD-11-SSDL	C9J020291033	NM	10/01/2009	10/10/2009	10/15/2009	9	5	14
PCB	%	SD-11-02DL	C9J020291035	NM	10/01/2009	10/10/2009	10/15/2009	9	5	14
PCB	%	SD-10-SSDL	C9J020291024	NM	09/30/2009	10/08/2009	10/09/2009	8	1	9
PCB	%	SD-10-02DL	C9J020291026	NM	09/30/2009	10/08/2009	10/09/2009	8	1	9
PCB	%	SD-10-01DL	C9J020291025	NM	09/30/2009	10/08/2009	10/09/2009	8	1	9
PCB	%	SD-09-SSDL	C9J020291042	NM	10/01/2009	10/10/2009	10/15/2009	9	5	14
PCB	%	SD-09-02DL	C9J020291041	NM	10/01/2009	10/10/2009	10/15/2009	9	5	14
PCB	%	SD-09-SSDL	C9J020291039	NM	10/01/2009	10/10/2009	10/15/2009	9	5	14
PCB	%	SD-12-SSDL	C9J020291030	NM	09/30/2009	10/08/2009	10/09/2009	8	1	9
PCB	%	SD-13-02DL	C9J020291029	NM	09/30/2009	10/08/2009	10/09/2009	8	1	9
PCB	%	SD-13-SSDL	C9J020291027	NM	09/30/2009	10/08/2009	10/09/2009	8	1	9
PCB	%	SD-14-01DL	C9J020291046	NM	10/01/2009	10/10/2009	10/15/2009	9	5	14
PCB	%	SD-14-02DL	C9J020291047	NM	10/01/2009	10/10/2009	10/15/2009	9	5	14
PCB	%	SD-14-SSDL	C9J020291045	NM	10/01/2009	10/10/2009	10/15/2009	9	5	14
PCB	%	SD-15-01DL	C9J020291044	NM	10/01/2009	10/10/2009	10/15/2009	9	5	14
PCB	%	SD-15-SSDL	C9J020291043	NM	10/01/2009	10/10/2009	10/15/2009	9	5	14
PCB	%	SD-4-01DL	C9J020291012	NM	09/29/2009	10/06/2009	10/07/2009	7	1	8
PCB	%	SD-09-01DL	C9J020291040	NM	10/01/2009	10/10/2009	10/15/2009	9	5	14

SORT	UNITS	NSAMPLE	LAB_ID	QC_TYPE	SAMP_DATE	EXTR_DATE	ANAL_DATE	SMP_EXTR	EXTR_ANL	SMP_ANL
PCB	%	SD-4-SSDL	C9J020291011	NM	09/29/2009	10/06/2009	10/07/2009	7	1	8
PCB	%	SD-12-02DL	C9J020291032	NM	09/30/2009	10/08/2009	10/10/2009	8	2	10
PCB	%	SD-4-02DL	C9J020291013	NM	09/29/2009	10/06/2009	10/07/2009	7	1	8
PCB	%	SD-03-01DL	C9J020291021	NM	09/30/2009	10/08/2009	10/09/2009	8	1	9
PCB	%	SD-13-01DL	C9J020291028	NM	09/30/2009	10/08/2009	10/09/2009	8	1	9
PCB	%	SD-01-02DL	C9J020291019	NM	09/29/2009	10/06/2009	10/07/2009	7	1	8
PCB	%	SD-01-SSDL	C9J020291017	NM	09/29/2009	10/06/2009	10/07/2009	7	1	8
PCB	%	SD-02-01DL	C9J020291008	NM	09/30/2009	10/08/2009	10/09/2009	8	1	9
PCB	%	SD-08-SSDL	C9J020291003	NM	09/30/2009	10/08/2009	10/09/2009	8	1	9
PCB	%	SD-02-SSDL	C9J020291007	NM	09/30/2009	10/08/2009	10/09/2009	8	1	9
PCB	%	SD-01-01DL	C9J020291018	NM	09/29/2009	10/06/2009	10/07/2009	7	1	8
PCB	%	SD-03-01DL	C9J020291022	NM	09/30/2009	10/08/2009	10/09/2009	8	1	9
PCB	%	SD-03-02DL	C9J020291023	NM	09/30/2009	10/08/2009	10/09/2009	8	1	9
PCB	%	SD-03-SSDL	C9J020291010	NM	09/30/2009	10/08/2009	10/09/2009	8	1	9
PCB	%	SD-05-01DL	C9J020291015	NM	09/29/2009	10/06/2009	10/07/2009	7	1	8
PCB	%	SD-07-SSDL	C9J020291020	NM	09/29/2009	10/06/2009	10/07/2009	7	1	8
PCB	%	SD-08-02DL	C9J020291006	NM	09/30/2009	10/08/2009	10/09/2009	8	1	9
PCB	%	SD-02-02DL	C9J020291009	NM	09/30/2009	10/08/2009	10/09/2009	8	1	9

SORT	UNITS	NSAMPLE	LAB_ID	QC_TYPE	SAMP_DATE	EXTR_DATE	ANAL_DATE	SMP_EXTR	EXTR_ANL	SMP_ANL
PCB	%	SD-05-02DL	C9J020291016	NM	09/29/2009	10/06/2009	10/07/2009	7	1	8
PCB	%	SD-08-01DL	C9J020291004	NM	09/30/2009	10/08/2009	10/09/2009	8	1	9
PCB	%	SD-07-02DL	C9J020291002	NM	09/29/2009	10/06/2009	10/07/2009	7	1	8
PCB	%	SD-07-01DL	C9J020291001	NM	09/29/2009	10/06/2009	10/07/2009	7	1	8
PCB	%	SD-06-SSDL	C9J020291036	NM	09/30/2009	10/10/2009	10/15/2009	10	5	15
PCB	%	SD-06-02DL	C9J020291038	NM	09/30/2009	10/10/2009	10/15/2009	10	5	15
PCB	%	SD-06-01DL	C9J020291037	NM	09/30/2009	10/10/2009	10/15/2009	10	5	15
PCB	%	SD-05-SSDL	C9J020291048	NM	09/29/2009	10/06/2009	10/07/2009	7	1	8
PCB	%	SD-05-SSDL	C9J020291014	NM	09/29/2009	10/06/2009	10/07/2009	7	1	8
PCB	%	SD-08-02DL	C9J020291005	NM	09/30/2009	10/08/2009	10/09/2009	8	1	9
PCB	UG/KG	SD-09-SSDL	C9J020291039	NM	10/01/2009	10/10/2009	10/15/2009	9	5	14
PCB	UG/KG	SD-11-SSDL	C9J020291033	NM	10/01/2009	10/10/2009	10/15/2009	9	5	14
PCB	UG/KG	SD-12-SSDL	C9J020291030	NM	09/30/2009	10/08/2009	10/09/2009	8	1	9
PCB	UG/KG	SD-12-02DL	C9J020291032	NM	09/30/2009	10/08/2009	10/10/2009	8	2	10
PCB	UG/KG	SD-12-01DL	C9J020291031	NM	09/30/2009	10/08/2009	10/09/2009	8	1	9
PCB	UG/KG	SD-11-02DL	C9J020291035	NM	10/01/2009	10/10/2009	10/15/2009	9	5	14
PCB	UG/KG	SD-11-01DL	C9J020291034	NM	10/01/2009	10/10/2009	10/15/2009	9	5	14
PCB	UG/KG	SD-10-SSDL	C9J020291024	NM	09/30/2009	10/08/2009	10/09/2009	8	1	9

SORT	UNITS	NSAMPLE	LAB_ID	QC_TYPE	SAMP_DATE	EXTR_DATE	ANAL_DATE	SMP_EXTR	EXTR_ANL	SMP_ANL
PCB	UG/KG	SD-10-02DL	C9J020291026	NM	09/30/2009	10/08/2009	10/09/2009	8	1	9
PCB	UG/KG	SD-09-SSDL	C9J020291042	NM	10/01/2009	10/10/2009	10/15/2009	9	5	14
PCB	UG/KG	SD-10-01DL	C9J020291025	NM	09/30/2009	10/08/2009	10/09/2009	8	1	9
PCB	UG/KG	SD-13-01DL	C9J020291028	NM	09/30/2009	10/08/2009	10/09/2009	8	1	9
PCB	UG/KG	SD-13-02DL	C9J020291029	NM	09/30/2009	10/08/2009	10/09/2009	8	1	9
PCB	UG/KG	SD-13-SSDL	C9J020291027	NM	09/30/2009	10/08/2009	10/09/2009	8	1	9
PCB	UG/KG	SD-14-01DL	C9J020291046	NM	10/01/2009	10/10/2009	10/15/2009	9	5	14
PCB	UG/KG	SD-14-02DL	C9J020291047	NM	10/01/2009	10/10/2009	10/15/2009	9	5	14
PCB	UG/KG	SD-14-SSDL	C9J020291045	NM	10/01/2009	10/10/2009	10/15/2009	9	5	14
PCB	UG/KG	SD-15-01DL	C9J020291044	NM	10/01/2009	10/10/2009	10/15/2009	9	5	14
PCB	UG/KG	SD-15-SSDL	C9J020291043	NM	10/01/2009	10/10/2009	10/15/2009	9	5	14
PCB	UG/KG	SD-4-01DL	C9J020291012	NM	09/29/2009	10/06/2009	10/07/2009	7	1	8
PCB	UG/KG	SD-09-02DL	C9J020291041	NM	10/01/2009	10/10/2009	10/15/2009	9	5	14
PCB	UG/KG	SD-4-SSDL	C9J020291011	NM	09/29/2009	10/06/2009	10/07/2009	7	1	8
PCB	UG/KG	SD-05-02DL	C9J020291016	NM	09/29/2009	10/06/2009	10/07/2009	7	1	8
PCB	UG/KG	SD-4-02DL	C9J020291013	NM	09/29/2009	10/06/2009	10/07/2009	7	1	8
PCB	UG/KG	SD-05-SSDL	C9J020291014	NM	09/29/2009	10/06/2009	10/07/2009	7	1	8
PCB	UG/KG	SD-01-01DL	C9J020291018	NM	09/29/2009	10/06/2009	10/07/2009	7	1	8

SORT	UNITS	NSAMPLE	LAB_ID	QC_TYPE	SAMP_DATE	EXTR_DATE	ANAL_DATE	SMP_EXTR	EXTR_ANL	SMP_ANL
PCB	UG/KG	SD-01-02DL	C9J020291019	NM	09/29/2009	10/06/2009	10/07/2009	7	1	8
PCB	UG/KG	SD-01-SSDL	C9J020291017	NM	09/29/2009	10/06/2009	10/07/2009	7	1	8
PCB	UG/KG	SD-02-01DL	C9J020291008	NM	09/30/2009	10/08/2009	10/09/2009	8	1	9
PCB	UG/KG	SD-02-02DL	C9J020291009	NM	09/30/2009	10/08/2009	10/09/2009	8	1	9
PCB	UG/KG	SD-02-SSDL	C9J020291007	NM	09/30/2009	10/08/2009	10/09/2009	8	1	9
PCB	UG/KG	SD-03-01DL	C9J020291021	NM	09/30/2009	10/08/2009	10/09/2009	8	1	9
PCB	UG/KG	SD-03-01DL	C9J020291022	NM	09/30/2009	10/08/2009	10/09/2009	8	1	9
PCB	UG/KG	SD-03-02DL	C9J020291023	NM	09/30/2009	10/08/2009	10/09/2009	8	1	9
PCB	UG/KG	SD-05-SSDL	C9J020291048	NM	09/29/2009	10/06/2009	10/07/2009	7	1	8
PCB	UG/KG	SD-05-01DL	C9J020291015	NM	09/29/2009	10/06/2009	10/07/2009	7	1	8
PCB	UG/KG	SD-09-01DL	C9J020291040	NM	10/01/2009	10/10/2009	10/15/2009	9	5	14
PCB	UG/KG	SD-06-01DL	C9J020291037	NM	09/30/2009	10/10/2009	10/15/2009	10	5	15
PCB	UG/KG	SD-06-02DL	C9J020291038	NM	09/30/2009	10/10/2009	10/15/2009	10	5	15
PCB	UG/KG	SD-06-SSDL	C9J020291036	NM	09/30/2009	10/10/2009	10/15/2009	10	5	15
PCB	UG/KG	SD-07-01DL	C9J020291001	NM	09/29/2009	10/06/2009	10/07/2009	7	1	8
PCB	UG/KG	SD-07-02DL	C9J020291002	NM	09/29/2009	10/06/2009	10/07/2009	7	1	8
PCB	UG/KG	SD-07-SSDL	C9J020291020	NM	09/29/2009	10/06/2009	10/07/2009	7	1	8
PCB	UG/KG	SD-08-01DL	C9J020291004	NM	09/30/2009	10/08/2009	10/09/2009	8	1	9

SORT	UNITS	NSAMPLE	LAB_ID	QC_TYPE	SAMP_DATE	EXTR_DATE	ANAL_DATE	SMP_EXTR	EXTR_ANL	SMP_ANL
PCB	UG/KG	SD-08-02DL	C9J020291005	NM	09/30/2009	10/08/2009	10/09/2009	8	1	9
PCB	UG/KG	SD-08-02DL	C9J020291006	NM	09/30/2009	10/08/2009	10/09/2009	8	1	9
PCB	UG/KG	SD-08-SSDL	C9J020291003	NM	09/30/2009	10/08/2009	10/09/2009	8	1	9
PCB	UG/KG	SD-03-SSDL	C9J020291010	NM	09/30/2009	10/08/2009	10/09/2009	8	1	9

SAMPLE SUMMARY

C9J020291

WO #	SAMPLE#	CLIENT SAMPLE ID	SAMPLED DATE	SAMP TIME
LLXLA	001	SD-07-01	09/29/09	17:25
LLXLG	002	SD-07-02	09/29/09	17:30
LLXLH	003	SD-08-SS	09/30/09	07:50
LLXLJ	004	SD-08-01	09/30/09	07:55
LLXLK	005	SD-08-02	09/30/09	08:00
LLXLL	006	SD-08-02	09/30/09	08:10
LLXLM	007	SD-02-SS	09/30/09	09:20
LLXLP	008	SD-02-01	09/30/09	09:25
LLXLT	009	SD-02-02	09/30/09	09:30
LLXLV	010	SD-03-SS	09/30/09	10:30
LLXLX	011	SD-4-SS	09/29/09	12:35
LLXL0	012	SD-4-01	09/29/09	12:35
LLXL1	013	SD-4-02	09/29/09	12:35
LLXL2	014	SD-05-SS	09/29/09	15:10
LLXL3	015	SD-05-01	09/29/09	15:15
LLXL5	016	SD-05-02	09/29/09	15:20
LLXL6	017	SD-01-SS	09/29/09	16:35
LLXL8	018	SD-01-01	09/29/09	16:45
LLXMA	019	SD-01-02	09/29/09	16:50
LLXMC	020	SD-07-SS	09/29/09	17:20
LLXMD	021	SD-03-01	09/30/09	10:35
LLXME	022	SD-03-01	09/30/09	10:37
LLXMF	023	SD-03-02	09/30/09	10:40
LLXMG	024	SD-10-SS	09/30/09	11:35
LLXMH	025	SD-10-01	09/30/09	11:40
LLXMJ	026	SD-10-02	09/30/09	11:45
LLXMK	027	SD-13-SS	09/30/09	14:40
LLXML	028	SD-13-01	09/30/09	14:45
LLXMN	029	SD-13-02	09/30/09	14:50
LLXMP	030	SD-12-SS	09/30/09	12:55
LLXMV	031	SD-12-01	09/30/09	13:00
LLXMX	032	SD-12-02	09/30/09	13:05
LLXM0	033	SD-11-SS	10/01/09	11:45
LLXM2	034	SD-11-01	10/01/09	11:50
LLXM3	035	SD-11-02	10/01/09	11:55
LLXM4	036	SD-06-SS	09/30/09	15:43

(Continued on next page)

SAMPLE SUMMARY

C9J020291

WO #	SAMPLE#	CLIENT SAMPLE ID	SAMPLED DATE	SAMP TIME
LLXM5	037	SD-06-01	09/30/09	15:50
LLXM7	038	SD-06-02	09/30/09	15:55
LLXM8	039	SD-09-SS	10/01/09	08:00
LLXM9	040	SD-09-01	10/01/09	08:05
LLXNA	041	SD-09-02	10/01/09	08:10
LLXNC	042	SD-09-SS	10/01/09	08:02
LLXND	043	SD-15-SS	10/01/09	10:05
LLXNG	044	SD-15-01	10/01/09	10:10
LLXNH	045	SD-14-SS	10/01/09	10:45
LLXNJ	046	SD-14-01	10/01/09	10:50
LLXNK	047	SD-14-02	10/01/09	10:55
LLXNL	048	SD-05-SS	09/29/09	15:06

NOTE(S):

- The analytical results of the samples listed above are presented on the following pages.
- All calculations are performed before rounding to avoid round-off errors in calculated results.
- Results noted as "ND" were not detected at or above the stated limit.
- This report must not be reproduced, except in full, without the written approval of the laboratory.
- Results for the following parameters are never reported on a dry weight basis: color, corrosivity, density, flashpoint, ignitability, layers, odor, paint filter test, pH, porosity pressure, reactivity, redox potential, specific gravity, spot tests, solids, solubility, temperature, viscosity, and weight.

METHODS SUMMARY

C9J020291

PARAMETER	ANALYTICAL METHOD	PREPARATION METHOD
Hexavalent Chromium	SW846 7196A	SW846 3060A
ICP-MS (6020)	SW846 6020	SW846 3050B
Mercury in Solid Waste (Manual Cold-Vapor)	SW846 7471A	SW846 7471A
PCBs by SW-846 8082	SW846 8082	SW846 3541
Semivolatile Organic Compounds by GC/MS	SW846 8270C	SW846 3541
Total Residue as Percent Solids	SM20 2540G	
Volatile Organics by GC/MS	SW846 8260B	SW846 5030B

References:

SM20 "STANDARD METHODS FOR THE EXAMINATION OF WATER AND WASTEWATER", 20TH EDITION."

SW846 "Test Methods for Evaluating Solid Waste, Physical/Chemical Methods", Third Edition, November 1986 and its updates.

5A

VOLATILE ORGANIC GC/MS TUNING AND MASS CALIBRATION - BROMOFLUOROBENZENE (BFB)

Lab Name: NORTH CANTON Contract:

Lab Code: TALCAN Case No.: SAS No.: SDG No.: C9J020291

Lab File ID: BFB8043 BFB Injection Date: 09/02/09

Instrument ID: A3UX8A BFB Injection Time: 1911

Matrix:(soil/water) SOIL Level:(low/med) LOW Column:(pack/cap) CAP

m/e	ION ABUNDANCE CRITERIA	% RELATIVE ABUNDANCE
50	15.0 - 40.0% of mass 95	26.9
75	30.0 - 60.0% of mass 95	46.5
95	Base Peak, 100% relative abundance	100.0
96	5.0 - 9.0% of mass 95	7.6
173	Less than 2.0% of mass 174	0.0 (0.0)1
174	50.0 - 100.0% of mass 95	68.7
175	5.0 - 9.0% of mass 174	4.0 (5.8)1
176	Greater than 95.0%, but less than 101.0% of mass 174	66.4 (96.5)1
177	5.0 - 9.0% of mass 176	4.5 (6.7)2

1-Value is % of mass 174 2-Value is % of mass 176

THIS TUNE APPLIES TO THE FOLLOWING SAMPLES, MS, MSD, BLANKS, AND STANDARDS:

	EPA SAMPLE NO.	LAB SAMPLE ID	LAB FILE ID	DATE ANALYZED	TIME ANALYZED
01	VSTD200	1000NG-IC	UX89658	09/02/09	1955
02	VSTD100	500NG-IC	UX89659	09/02/09	2016
03	VSTD050	250NG-IC	UX89660	09/02/09	2038
04	VSTD020	100NG-IC	UX89661	09/02/09	2100
05	VSTD010	50NG-IC	UX89662	09/02/09	2122
06	VSTD005	25NG-IC	UX89663	09/02/09	2144
07	VSTD002	10NG-IC	UX89664	09/02/09	2206
08	VSTD001	5NG-IC	UX89665	09/02/09	2228
09	VSTD200	1000NG-A9IC	UX89667	09/02/09	2312
10	VSTD100	500NG-A9IC	UX89668	09/02/09	2334
11	VSTD050	250NG-A9IC	UX89669	09/02/09	2356
12	VSTD020	100NG-A9IC	UX89670	09/03/09	0018
13	VSTD010	50NG-A9IC	UX89671	09/03/09	0040
14	VSTD005	25NG-A9IC	UX89672	09/03/09	0102
15					
16					
17					
18					
19					
20					
21					
22					

Report Date : 03-Sep-2009 17:25

TestAmerica North Canton

INITIAL CALIBRATION DATA

Start Cal Date : 02-SEP-2009 19:55
End Cal Date : 03-SEP-2009 01:02
Quant Method : ISTD
Origin : Disabled
Target Version : 4.14
Integrator : HP RTE
Method file : \\cansvr11\dd\chem\MSV\a3ux8a.i\M90902A-IC.b\8260SUX8.m
Last Edit : 03-Sep-2009 17:12 latat
Curve Type : Average

Calibration File Names:
Level 1: \\cansvr11\dd\chem\MSV\a3ux8a.i\M90902A-IC.b\UX89665.D
Level 2: \\cansvr11\dd\chem\MSV\a3ux8a.i\M90902A-IC.b\UX89664.D
Level 3: \\cansvr11\dd\chem\MSV\a3ux8a.i\M90902A-IC.b\UX89672.D
Level 4: \\cansvr11\dd\chem\MSV\a3ux8a.i\M90902A-IC.b\UX89671.D
Level 5: \\cansvr11\dd\chem\MSV\a3ux8a.i\M90902A-IC.b\UX89670.D
Level 6: \\cansvr11\dd\chem\MSV\a3ux8a.i\M90902A-IC.b\UX89669.D
Level 7: \\cansvr11\dd\chem\MSV\a3ux8a.i\M90902A-IC.b\UX89668.D
Level 8: \\cansvr11\dd\chem\MSV\a3ux8a.i\M90902A-IC.b\UX89667.D

Compound	5.000 Level 1	10.000 Level 2	25.000 Level 3	50.000 Level 4	100.000 Level 5	250.000 Level 6	500.000 Level 7	1000.000 Level 8	RRF	% RSD
8 Dichlorodifluoromethane	+++++	0.10224	0.12789	0.13261	0.13458	0.15351	0.15806	0.15956	0.13835	14.838
9 Chloromethane	0.37886	0.33783	0.34043	0.31989	0.32239	0.34034	0.34004	0.33797	0.33972	5.258
10 Vinyl Chloride	0.17609	0.19916	0.21176	0.19211	0.20089	0.20977	0.20993	0.21574	0.20193	6.446
11 Bromomethane	0.08312	0.10280	0.09469	0.08201	0.08773	0.08373	+++++	+++++	0.08901	9.204
12 Chloroethane	0.09550	0.10196	0.11268	0.10124	0.10726	0.10546	0.09536	0.07667	0.09952	10.960
13 Trichlorofluoromethane	+++++	0.18081	0.20331	0.18013	0.19253	0.20406	0.20376	0.19823	0.19469	5.413
14 Dichlorofluoromethane	+++++	+++++	0.25004	0.24260	0.23223	0.24148	0.22685	0.22260	0.23597	4.437
15 Acrolein	0.04337	0.04759	0.04723	0.04260	0.04823	0.04479	0.04121	0.04338	0.04480	5.801

Report Date : 03-Sep-2009 17:25

TestAmerica North Canton

INITIAL CALIBRATION DATA

Start Cal Date : 02-SEP-2009 19:55
End Cal Date : 03-SEP-2009 01:02
Quant Method : ISTD
Origin : Disabled
Target Version : 4.14
Integrator : HP RTE
Method file : \\cansvr11\dd\chem\MSV\a3ux8a.i\M90902A-IC.b\8260SUX8.m
Last Edit : 03-Sep-2009 17:12 latat
Curve Type : Average

Compound	5.000 Level 1	10.000 Level 2	25.000 Level 3	50.000 Level 4	100.000 Level 5	250.000 Level 6	RRF	% RSD
	500.000 Level 7	1000.000 Level 8						
16 Acetone	+++++	+++++	0.23590	0.17803	0.17549	0.13942		
	0.12302	0.12530					0.16286	26.442
17 1,1-Dichloroethene	0.19501	0.14858	0.17271	0.17176	0.16778	0.17694		
	0.18173	0.18150					0.17450	7.675
18 Freon-113	0.10611	0.08589	0.11099	0.12150	0.11295	0.12033		
	0.12121	0.12472					0.11296	11.184
19 Iodomethane	0.28143	0.27108	0.28227	0.30346	0.29765	0.30180		
	0.30711	0.30826					0.29413	4.738
20 Carbon Disulfide	0.44996	0.39033	0.44417	0.48504	0.45569	0.50757		
	0.53088	0.54923					0.47661	10.900
21 Methylene Chloride	+++++	0.38379	0.27045	0.26098	0.22352	0.21394		
	0.21726	0.21241					0.25462	24.198
22 Acetonitrile	0.06207	0.06248	0.05859	0.05275	0.05574	0.05045		
	0.04679	0.04898					0.05473	10.879
23 Acrylonitrile	0.13518	0.15706	0.14601	0.13354	0.14921	0.13812		
	0.12727	0.13469					0.14014	6.984
24 Methyl tert-butyl ether	0.66461	0.58746	0.62033	0.67435	0.66236	0.67768		
	0.67976	0.67962					0.65577	5.159
25 trans-1,2-Dichloroethene	0.21384	0.18628	0.20548	0.20379	0.19969	0.20972		
	0.21517	0.21102					0.20563	4.567
26 Hexane	+++++	+++++	0.03993	0.04759	0.04596	0.04932		
	0.05038	0.05209					0.04755	9.044

Report Date : 03-Sep-2009 17:25

TestAmerica North Canton

INITIAL CALIBRATION DATA

Start Cal Date : 02-SEP-2009 19:55
End Cal Date : 03-SEP-2009 01:02
Quant Method : ISTD
Origin : Disabled
Target Version : 4.14
Integrator : HP RTE
Method file : \\cansvr11\dd\chem\MSV\a3ux8a.i\M90902A-IC.b\8260SUX8.m
Last Edit : 03-Sep-2009 17:12 latat
Curve Type : Average

	Compound	5.000 Level 1	10.000 Level 2	25.000 Level 3	50.000 Level 4	100.000 Level 5	250.000 Level 6	RRF	% RSD
		500.000 Level 7	1000.000 Level 8						
	27 Vinyl acetate	0.59377	0.64648	0.64674	0.66942	0.74388	0.75769		
		0.71673	0.76633					0.69263	9.036
	28 1,1-Dichloroethane	0.41575	0.39343	0.40805	0.43465	0.41168	0.41304		
		0.42303	0.42186					0.41519	2.917
	29 tert-Butyl Alcohol	0.03186	0.03016	0.03095	0.03071	0.03575	0.03009		
		0.02929	0.02826					0.03088	7.259
	30 2-Butanone	0.26108	0.25742	0.22227	0.20157	0.23802	0.20598		
		0.18567	0.19607					0.22101	12.908
M	31 1,2-Dichloroethene (total)	0.22746	0.20052	0.22013	0.22234	0.21419	0.21945		
		0.22538	0.22432					0.21922	3.922
	32 cis-1,2-dichloroethene	0.24109	0.21473	0.23476	0.24088	0.22869	0.22918		
		0.23558	0.23761					0.23281	3.721
	33 2,2-Dichloropropane	0.16162	0.15424	0.16165	0.17082	0.16258	0.17883		
		0.18070	0.17747					0.16849	5.824
	34 Bromochloromethane	0.08972	0.11040	0.11497	0.12499	0.12120	0.11666		
		0.11967	0.11936					0.11462	9.563
	35 Chloroform	0.36349	0.32186	0.34103	0.35203	0.33761	0.33473		
		0.34480	0.34743					0.34287	3.610
	36 Tetrahydrofuran	0.13503	0.14777	0.13468	0.13380	0.15334	0.12846		
		0.12636	0.13116					0.13632	6.898
	37 1,1,1-Trichloroethane	0.27286	0.23176	0.23839	0.26418	0.25885	0.27667		
		0.28078	0.28106					0.26307	7.222

Report Date : 03-Sep-2009 17:25

TestAmerica North Canton

INITIAL CALIBRATION DATA

Start Cal Date : 02-SEP-2009 19:55
End Cal Date : 03-SEP-2009 01:02
Quant Method : ISTD
Origin : Disabled
Target Version : 4.14
Integrator : HP RTE
Method file : \\cansvr11\dd\chem\MSV\a3ux8a.i\M90902A-IC.b\8260SUX8.m
Last Edit : 03-Sep-2009 17:12 latat
Curve Type : Average

Compound	5.000 Level 1	10.000 Level 2	25.000 Level 3	50.000 Level 4	100.000 Level 5	250.000 Level 6	RRF	% RSD	
	500.000 Level 7	1000.000 Level 8							
38 1,1-Dichloropropene	0.25063	0.20317	0.22125	0.24972	0.24265	0.25781			
	0.26179	0.26990					0.24461	9.060	
39 Carbon Tetrachloride	0.24028	0.20633	0.22326	0.24260	0.23298	0.25454			
	0.26936	0.27164					0.24262	9.202	
40 1,2-Dichloroethane	0.43478	0.35819	0.34669	0.37692	0.35554	0.33711			
	0.33344	0.33815					0.36010	9.261	
41 Benzene	0.88169	0.72598	0.77670	0.84143	0.79957	0.81376			
	0.83466	0.85552					0.81616	6.001	
42 Trichloroethene	0.20191	0.19992	0.21396	0.21546	0.20721	0.21506			
	0.22162	0.22772					0.21286	4.456	
43 1,2-Dichloropropane	0.22445	0.22940	0.22206	0.25625	0.24273	0.24466			
	0.24463	0.24165					0.23823	4.937	
44 1,4-Dioxane	0.00228	0.00245	0.00273	0.00273	0.00304	0.00271			
	0.00252	0.00229					0.00259	9.944	<-
45 Dibromomethane	0.09839	0.11051	0.11883	0.12352	0.12694	0.12205			
	0.12100	0.12081					0.11776	7.759	
46 Bromodichloromethane	0.21765	0.22951	0.22148	0.24601	0.24057	0.25093			
	0.25736	0.26349					0.24087	6.940	
47 2-Chloroethyl vinyl ether	0.07064	0.07457	0.07515	0.07003	0.07537	0.07218			
	0.06713	0.06490					0.07125	5.390	
48 cis-1,3-Dichloropropene	0.26118	0.25113	0.26988	0.30770	0.30799	0.32302			
	0.33350	0.32992					0.29804	10.940	

Report Date : 03-Sep-2009 17:25

TestAmerica North Canton

INITIAL CALIBRATION DATA

Start Cal Date : 02-SEP-2009 19:55
End Cal Date : 03-SEP-2009 01:02
Quant Method : ISTD
Origin : Disabled
Target Version : 4.14
Integrator : HP RTE
Method file : \\cansvr11\dd\chem\MSV\a3ux8a.i\M90902A-IC.b\8260SUX8.m
Last Edit : 03-Sep-2009 17:12 latat
Curve Type : Average

Compound	5.000 Level 1	10.000 Level 2	25.000 Level 3	50.000 Level 4	100.000 Level 5	250.000 Level 6	RRF	% RSD
	500.000 Level 7	1000.000 Level 8						
49 4-Methyl-2-pentanone	0.37229	0.38349	0.40264	0.38578	0.44977	0.41227		
	0.37419	0.37802					0.39481	6.640
50 Toluene	1.26830	1.05147	1.08849	1.19029	1.11068	1.17458		
	1.19188	1.23511					1.16385	6.391
51 trans-1,3-Dichloropropene	0.29647	0.30575	0.31850	0.36723	0.37544	0.38542		
	0.39382	0.40406					0.35584	11.916
52 Ethyl Methacrylate	0.31347	0.30350	0.33062	0.37900	0.41761	0.41616		
	0.41236	0.39944					0.37152	12.985
53 1,1,2-Trichloroethane	0.21859	0.26445	0.23089	0.26035	0.25557	0.25560		
	0.24719	0.24941					0.24775	6.286
54 1,3-Dichloropropane	0.43249	0.43904	0.43431	0.47181	0.45564	0.43735		
	0.43672	0.42877					0.44202	3.265
55 Tetrachloroethene	0.21941	0.17073	0.20184	0.21544	0.20056	0.21371		
	0.22017	0.22721					0.20863	8.526
56 2-Hexanone	+++++	+++++	0.37098	0.35213	0.42458	0.38257		
	0.34390	0.35075					0.37082	8.094
57 Dibromochloromethane	0.21288	0.21224	0.22762	0.25812	0.25787	0.26988		
	0.27962	0.29147					0.25121	12.050
58 1,2-Dibromoethane	0.22614	0.21422	0.23615	0.26485	0.26493	0.25163		
	0.25119	0.25498					0.24551	7.467
59 Chlorobenzene	0.78228	0.74551	0.74688	0.80772	0.77909	0.79586		
	0.79736	0.81793					0.78408	3.381

Report Date : 03-Sep-2009 17:25

TestAmerica North Canton

INITIAL CALIBRATION DATA

Start Cal Date : 02-SEP-2009 19:55
End Cal Date : 03-SEP-2009 01:02
Quant Method : ISTD
Origin : Disabled
Target Version : 4.14
Integrator : HP RTE
Method file : \\cansvr11\dd\chem\MSV\a3ux8a.i\M90902A-IC.b\8260SUX8.m
Last Edit : 03-Sep-2009 17:12 latat
Curve Type : Average

	Compound	5.000 Level 1	10.000 Level 2	25.000 Level 3	50.000 Level 4	100.000 Level 5	250.000 Level 6	RRF	% RSD
		500.000 Level 7	1000.000 Level 8						
	60 1,1,1,2-Tetrachloroethane	0.23063	0.23408	0.25140	0.28074	0.26716	0.27680		
		0.29073	0.30498					0.26706	9.947
	61 Ethylbenzene	0.41229	0.36412	0.39704	0.41776	0.39583	0.42970		
		0.44209	0.45002					0.41361	6.749
	62 m + p-Xylene	0.46103	0.43475	0.47995	0.51419	0.50038	0.53374		
		0.54207	0.55731					0.50293	8.404
M	63 Xylenes (total)	0.44986	0.44426	0.46765	0.51660	0.50215	0.52934		
		0.53846	0.55521					0.50044	8.388
	64 Xylene-o	0.42753	0.46328	0.44304	0.52142	0.50569	0.52055		
		0.53123	0.55100					0.49547	9.081
	65 Styrene	0.74617	0.69165	0.72503	0.82080	0.83116	0.86499		
		0.89090	0.91619					0.81086	10.074
	66 Bromoform	0.12011	0.12751	0.13251	0.14579	0.15517	0.15901		
		0.16345	0.17843					0.14775	13.487
	67 Isopropylbenzene	1.05420	1.00469	1.11701	1.25861	1.21219	1.31486		
		1.37292	1.45479					1.22366	12.862
	68 1,1,2,2-Tetrachloroethane	0.70944	0.67129	0.65341	0.64731	0.67116	0.63463		
		0.60955	0.63075					0.65344	4.699
	69 1,4-Dichloro-2-butene	0.22122	0.26470	0.27667	0.31778	0.32336	0.30320		
		0.30146	0.31693					0.29067	11.961
	70 1,2,3-Trichloropropane	+++++	+++++	0.21480	0.20810	0.22090	0.20086		
		0.19408	0.20130					0.20667	4.799

Report Date : 03-Sep-2009 17:25

TestAmerica North Canton

INITIAL CALIBRATION DATA

Start Cal Date : 02-SEP-2009 19:55
End Cal Date : 03-SEP-2009 01:02
Quant Method : ISTD
Origin : Disabled
Target Version : 4.14
Integrator : HP RTE
Method file : \\cansvr11\dd\chem\MSV\a3ux8a.i\M90902A-IC.b\8260SUX8.m
Last Edit : 03-Sep-2009 17:12 latat
Curve Type : Average

Compound	5.000 Level 1	10.000 Level 2	25.000 Level 3	50.000 Level 4	100.000 Level 5	250.000 Level 6	RRF	% RSD
	500.000 Level 7	1000.000 Level 8						
71 Bromobenzene	0.65930	0.57672	0.60424	0.65839	0.65219	0.65507		
	0.65291	0.65199					0.63885	4.832
72 n-Propylbenzene	0.55944	0.55363	0.64319	0.68347	0.65199	0.71872		
	0.72660	0.75132					0.66105	11.224
73 2-Chlorotoluene	0.61337	0.52679	0.56613	0.60688	0.62027	0.62708		
	0.64505	0.65169					0.60716	6.867
74 1,3,5-Trimethylbenzene	1.65754	1.61925	1.89203	2.05705	2.04691	2.15691		
	2.24414	2.30821					1.99776	12.811
75 4-Chlorotoluene	0.56933	0.56475	0.61286	0.65036	0.62647	0.63540		
	0.64825	0.66095					0.62105	5.881
76 tert-Butylbenzene	1.57135	1.44393	1.65903	1.71689	1.73800	1.90567		
	1.96427	2.01250					1.75145	11.299
77 1,2,4-Trimethylbenzene	1.66350	1.59098	1.89220	2.11708	2.11316	2.19942		
	2.27638	2.35852					2.02641	13.930
78 sec-Butylbenzene	2.12687	1.87814	2.32948	2.49723	2.46867	2.66624		
	2.77412	2.91763					2.45730	13.916
79 4-Isopropyltoluene	1.57092	1.55344	1.88405	2.05390	2.03431	2.20468		
	2.29921	2.38511					1.99820	15.607
80 1,3-Dichlorobenzene	1.23313	1.16726	1.18747	1.24067	1.19489	1.21533		
	1.22738	1.24713					1.21416	2.331
81 1,4-Dichlorobenzene	1.50580	1.19361	1.24567	1.28123	1.22831	1.24502		
	1.26610	1.29468					1.28255	7.448

Report Date : 03-Sep-2009 17:25

TestAmerica North Canton

INITIAL CALIBRATION DATA

Start Cal Date : 02-SEP-2009 19:55
End Cal Date : 03-SEP-2009 01:02
Quant Method : ISTD
Origin : Disabled
Target Version : 4.14
Integrator : HP RTE
Method file : \\cansvr11\dd\chem\MSV\a3ux8a.i\M90902A-IC.b\8260SUX8.m
Last Edit : 03-Sep-2009 17:12 latat
Curve Type : Average

Compound	5.000 Level 1	10.000 Level 2	25.000 Level 3	50.000 Level 4	100.000 Level 5	250.000 Level 6	RRF	% RSD	
	500.000 Level 7	1000.000 Level 8							
82 n-Butylbenzene	1.43981	1.33542	1.54665	1.67462	1.65405	1.82285			
	1.94806	2.05339					1.68436	14.654	
83 1,2-Dichlorobenzene	1.16685	1.10804	1.08241	1.18951	1.14895	1.16501			
	1.16607	1.20675					1.15420	3.548	
84 1,2-Dibromo-3-chloropropane	+++++	+++++	0.09609	0.11319	0.12601	0.11509			
	0.11954	0.13325					0.11719	10.840	
85 1,2,4-Trichlorobenzene	0.61046	0.52424	0.60016	0.65305	0.64887	0.67316			
	0.70051	0.73148					0.64274	10.045	
86 Hexachlorobutadiene	0.24142	0.28461	0.26571	0.29233	0.27498	0.29192			
	0.31976	0.33347					0.28802	10.129	
87 Naphthalene	1.78429	1.58525	1.70080	1.96934	2.10467	2.01459			
	2.06282	2.20147					1.92790	11.144	
88 1,2,3-Trichlorobenzene	0.53968	0.52544	0.57343	0.63434	0.61416	0.62209			
	0.64045	0.66442					0.60175	8.317	
89 Ethyl Ether	+++++	+++++	0.26660	0.25452	0.26178	0.26492			
	0.25256	0.25560					0.25933	2.269	
90 Ethanol	+++++	+++++	+++++	+++++	+++++	+++++			
	+++++	+++++					+++++	+++++	<-
91 3-Chloropropene	+++++	+++++	0.09681	0.09601	0.09672	0.10739			
	0.10550	0.10818					0.10177	5.728	
92 Isopropyl Ether	+++++	+++++	0.19239	0.19374	0.20236	0.21310			
	0.20255	0.20343					0.20126	3.738	

Report Date : 03-Sep-2009 17:25

TestAmerica North Canton

INITIAL CALIBRATION DATA

Start Cal Date : 02-SEP-2009 19:55
End Cal Date : 03-SEP-2009 01:02
Quant Method : ISTD
Origin : Disabled
Target Version : 4.14
Integrator : HP RTE
Method file : \\cansvr11\dd\chem\MSV\a3ux8a.i\M90902A-IC.b\8260SUX8.m
Last Edit : 03-Sep-2009 17:12 latat
Curve Type : Average

Compound	5.000 Level 1	10.000 Level 2	25.000 Level 3	50.000 Level 4	100.000 Level 5	250.000 Level 6	RRF	% RSD	
	500.000 Level 7	1000.000 Level 8							
93 2-Chloro-1,3-butadiene	+++++	+++++	0.34423	0.34891	0.36295	0.38045			
	0.36635	0.37758					0.36341	4.040	
94 Propionitrile	+++++	+++++	0.05114	0.05020	0.04879	0.05312			
	0.04745	0.05086					0.05026	3.916	
95 Ethyl Acetate	+++++	+++++	0.39241	0.38467	0.36897	0.41262			
	0.36184	0.40756					0.38801	5.239	
96 Methacrylonitrile	+++++	+++++	0.25113	0.24241	0.25320	0.26537			
	0.23985	0.25606					0.25134	3.708	
97 Isobutanol	+++++	+++++	0.01934	0.02060	0.02057	0.02272			
	0.02009	0.02175					0.02085	5.808	
98 Cyclohexane	0.55079	0.41135	0.49821	0.53792	0.50277	0.53757			
	0.55890	0.56584					0.52042	9.681	
99 n-Butanol	+++++	+++++	0.00936	0.01083	0.01241	0.01425			
	0.01344	0.01468					0.01249	16.528	<-
100 Methyl Methacrylate	+++++	+++++	0.32611	0.33766	0.34161	0.38773			
	0.34754	0.37352					0.35236	6.647	
101 2-Nitropropane	+++++	+++++	0.08002	0.08517	0.06187	0.08359			
	0.07627	0.09176					0.07978	12.785	
102 Chloropicrin	+++++	+++++	+++++	+++++	+++++	+++++			
	+++++	+++++					+++++	+++++	<-
103 Cyclohexanone	+++++	+++++	0.19664	0.19550	0.25412	0.25400			
	0.19149	0.21929					0.21850	13.368	

Report Date : 03-Sep-2009 17:25

TestAmerica North Canton

INITIAL CALIBRATION DATA

Start Cal Date : 02-SEP-2009 19:55
End Cal Date : 03-SEP-2009 01:02
Quant Method : ISTD
Origin : Disabled
Target Version : 4.14
Integrator : HP RTE
Method file : \\cansvr11\dd\chem\MSV\a3ux8a.i\M90902A-IC.b\8260SUX8.m
Last Edit : 03-Sep-2009 17:12 latat
Curve Type : Average

Compound	5.000 Level 1	10.000 Level 2	25.000 Level 3	50.000 Level 4	100.000 Level 5	250.000 Level 6	RRF	% RSD	
	500.000 Level 7	1000.000 Level 8							
104 Pentachloroethane	+++++	+++++	+++++	+++++	+++++	+++++			
	+++++	+++++					+++++	+++++	<-
105 Benzyl Chloride	+++++	+++++	+++++	+++++	+++++	+++++			
	+++++	+++++					+++++	+++++	<-
134 Thiophene	+++++	+++++	+++++	+++++	+++++	+++++			
	+++++	+++++					+++++	+++++	<-
135 Crotononitrile(1st Isomer)	+++++	+++++	+++++	+++++	+++++	+++++			
	+++++	+++++					+++++	+++++	<-
136 Crotononitrile(2nd Isomer)	+++++	+++++	+++++	+++++	+++++	+++++			
	+++++	+++++					+++++	+++++	<-
M 137 Total Crotononitrile	+++++	+++++	+++++	+++++	+++++	+++++			
	+++++	+++++					+++++	+++++	<-
138 Paraldehyde	+++++	+++++	+++++	+++++	+++++	+++++			
	+++++	+++++					+++++	+++++	<-
139 3,3,5-Trimethylcyclohexanone	+++++	+++++	+++++	+++++	+++++	+++++			
	+++++	+++++					+++++	+++++	<-
140 1-Chlorohexane	+++++	+++++	+++++	+++++	+++++	+++++			
	+++++	+++++					+++++	+++++	<-
141 1,3,5-Trichlorobenzene	0.67543	0.72165	0.67841	0.72579	0.71552	0.73953			
	0.77808	0.81724					0.73146	6.523	
143 Methyl Acetate	0.37227	0.38735	0.36564	0.35603	0.38490	0.33138			
	0.31132	0.32704					0.35449	7.978	

Report Date : 03-Sep-2009 17:25

TestAmerica North Canton

INITIAL CALIBRATION DATA

Start Cal Date : 02-SEP-2009 19:55
End Cal Date : 03-SEP-2009 01:02
Quant Method : ISTD
Origin : Disabled
Target Version : 4.14
Integrator : HP RTE
Method file : \\cansvr11\dd\chem\MSV\a3ux8a.i\M90902A-IC.b\8260SUX8.m
Last Edit : 03-Sep-2009 17:12 latat
Curve Type : Average

Compound	5.000 Level 1	10.000 Level 2	25.000 Level 3	50.000 Level 4	100.000 Level 5	250.000 Level 6	RRF	% RSD	
	500.000 Level 7	1000.000 Level 8							
144 Methylcyclohexane	0.37161	0.31702	0.37570	0.40070	0.39213	0.42337			
	0.44158	0.44880					0.39636	10.829	
145 Dimethoxymethane	+++++	+++++	+++++	+++++	+++++	+++++			
	+++++	+++++					+++++	+++++	<-
146 2-Methylnaphthalene	+++++	+++++	0.56372	0.80044	0.89530	1.14916			
	1.07148	1.13407					0.93570	24.448	
147 Ethyl Acrylate	+++++	+++++	0.38410	0.38537	0.36009	0.40819			
	0.39692	0.43640					0.39518	6.522	
148 n-Butyl Acrylate	+++++	+++++	+++++	+++++	+++++	+++++			
	+++++	+++++					+++++	+++++	<-
149 1,2:3,4-Diepoxybutane	+++++	+++++	+++++	+++++	+++++	+++++			
	+++++	+++++					+++++	+++++	<-
150 Bromoacetone	+++++	+++++	+++++	+++++	+++++	+++++			
	+++++	+++++					+++++	+++++	<-
151 Allyl Alcohol	+++++	+++++	+++++	+++++	+++++	+++++			
	+++++	+++++					+++++	+++++	<-
152 Acenaphthylene	+++++	+++++	+++++	+++++	+++++	+++++			
	+++++	+++++					+++++	+++++	<-
153 Vinyl Acetate-86	+++++	+++++	0.04378	0.04335	0.04656	0.04808			
	0.04521	0.04913					0.04602	5.050	
154 1,3-Butadiene	+++++	+++++	+++++	+++++	+++++	+++++			
	+++++	+++++					+++++	+++++	<-

Report Date : 03-Sep-2009 17:25

TestAmerica North Canton

INITIAL CALIBRATION DATA

Start Cal Date : 02-SEP-2009 19:55
End Cal Date : 03-SEP-2009 01:02
Quant Method : ISTD
Origin : Disabled
Target Version : 4.14
Integrator : HP RTE
Method file : \\cansvr11\dd\chem\MSV\a3ux8a.i\M90902A-IC.b\8260SUX8.m
Last Edit : 03-Sep-2009 17:12 latat
Curve Type : Average

Compound	5.000 Level 1	10.000 Level 2	25.000 Level 3	50.000 Level 4	100.000 Level 5	250.000 Level 6	RRF	% RSD
	500.000 Level 7	1000.000 Level 8						
155 tert-Butyl Ethyl ether	+++++	+++++	0.77420	0.78149	0.79990	0.86946		
	0.84277	0.86201					0.82164	5.076
156 tert-Amyl Methyl ether	+++++	+++++	0.52474	0.53601	0.55837	0.61990		
	0.60764	0.62221					0.57815	7.568
157 1,2,3-Trimethylbenzene	+++++	+++++	1.93386	2.03884	2.09982	2.34914		
	2.26311	2.33577					2.17009	7.878
$ 4 Dibromofluoromethane	0.17806	0.18760	0.20566	0.19337	0.19451	0.18931		
	0.19726	0.19020					0.19200	4.160
$ 5 1,2-Dichloroethane-d4	0.28235	0.29098	0.29668	0.28140	0.27990	0.25191		
	0.25985	0.25562					0.27484	6.123
$ 6 Toluene-d8	0.69338	0.76404	0.78791	0.75634	0.77406	0.79689		
	0.80997	0.74684					0.76618	4.724
$ 7 Bromofluorobenzene	0.42114	0.38207	0.39549	0.38903	0.38184	0.38395		
	0.39678	0.39301					0.39291	3.267

5A

VOLATILE ORGANIC GC/MS TUNING AND MASS CALIBRATION - BROMOFLUOROBENZENE (BFB)

Lab Name: NORTH CANTON Contract:

Lab Code: TALCAN Case No.: SAS No.: SDG No.: C9J020291

Lab File ID: BFB8075 BFB Injection Date: 10/07/09

Instrument ID: A3UX8A BFB Injection Time: 1804

Matrix:(soil/water) SOIL Level:(low/med) LOW Column:(pack/cap) CAP

m/e	ION ABUNDANCE CRITERIA	% RELATIVE ABUNDANCE
50	15.0 - 40.0% of mass 95	26.1
75	30.0 - 60.0% of mass 95	47.0
95	Base Peak, 100% relative abundance	100.0
96	5.0 - 9.0% of mass 95	6.3
173	Less than 2.0% of mass 174	0.0 (0.0)1
174	50.0 - 100.0% of mass 95	73.2
175	5.0 - 9.0% of mass 174	5.1 (6.9)1
176	Greater than 95.0%, but less than 101.0% of mass 174	73.4 (100.3)1
177	5.0 - 9.0% of mass 176	4.5 (6.1)2

1-Value is % of mass 174 2-Value is % of mass 176

THIS TUNE APPLIES TO THE FOLLOWING SAMPLES, MS, MSD, BLANKS, AND STANDARDS:

	EPA SAMPLE NO.	LAB SAMPLE ID	LAB FILE ID	DATE ANALYZED	TIME ANALYZED
01	VSTD050	250NG-CC	UX80261	10/07/09	1846
02	VSTD050	250NG-A9CC	UX80262	10/07/09	1908
03	LL819CHK	LL8191AC	UX80264	10/07/09	1952
04	LL819CKDUP	LL8191AD	UX80265	10/07/09	2014
05	LL819BLK	LL8191AA	UX80266	10/07/09	2036
06	SD-05-SS	LLXNL1AA	UX80275	10/08/09	0002
07	SD-07-01	LLXLA1A0	UX80276	10/08/09	0024
08	SD-07-02	LLXLG1AA	UX80277	10/08/09	0046
09	SD-4-SS	LLXLX1AA	UX80278	10/08/09	0108
10	SD-4-01	LLXL01AA	UX80279	10/08/09	0130
11	SD-4-02	LLXL11AA	UX80280	10/08/09	0153
12	SD-05-SS	LLXL21AA	UX80281	10/08/09	0216
13	SD-05-01	LLXL31AA	UX80282	10/08/09	0238
14	SD-05-02	LLXL51AA	UX80283	10/08/09	0300
15	SD-01-SS	LLXL61AA	UX80284	10/08/09	0322
16	SD-01-01	LLXL81AA	UX80285	10/08/09	0345
17	SD-01-02	LLXMA1AA	UX80286	10/08/09	0407
18	SD-07-SS	LLXMC1AA	UX80287	10/08/09	0429
19	SD-08-SS	LLXLH1AA	UX80288	10/08/09	0451
20	SD-08-01	LLXLJ1AA	UX80289	10/08/09	0514
21	SD-08-02	LLXLL1AA	UX80291	10/08/09	0558
22					

Data File: \\cansvr11\dd\chem\MSV\a3ux8a.i\M91007A.b\UX80261.D
Report Date: 07-Oct-2009 19:42

TestAmerica North Canton

CONTINUING CALIBRATION COMPOUNDS

Instrument ID: a3ux8a.i Injection Date: 07-OCT-2009 18:46
Lab File ID: UX80261.D Init. Cal. Date(s): 02-SEP-2009 03-SEP-2009
Analysis Type: SOIL Init. Cal. Times: 19:55 01:02
Lab Sample ID: 250NG-CC Quant Type: ISTD
Method: \\cansvr11\dd\chem\MSV\a3ux8a.i\M91007A.b\8260SUX8.m

COMPOUND	RRF / AMOUNT	RF250	CCAL RRF250	MIN RRF	%D / %DRIFT	MAX %D / %DRIFT	CURVE TYPE	
$ 4 Dibromofluoromethane	0.19200	0.17574	0.17574	0.010	8.46922	50.00000	Averaged	
$ 5 1,2-Dichloroethane-d4	0.27484	0.23089	0.23089	0.010	15.98904	50.00000	Averaged	
$ 6 Toluene-d8	0.76618	0.71743	0.71743	0.010	6.36224	50.00000	Averaged	
$ 7 Bromofluorobenzene	0.39291	0.38362	0.38362	0.010	2.36527	50.00000	Averaged	
8 Dichlorodifluoromethane	0.13835	0.18276	0.18276	0.010	-32.09753	50.00000	Averaged	
9 Chloromethane	0.33972	0.28652	0.28652	0.100	15.66036	50.00000	Averaged	
10 Vinyl Chloride	0.20193	0.18377	0.18377	0.010	8.99549	20.00000	Averaged	
11 Bromomethane	0.08901	0.07981	0.07981	0.010	10.33626	50.00000	Averaged	
12 Chloroethane	0.09952	0.09719	0.09719	0.010	2.33926	50.00000	Averaged	
13 Trichlorofluoromethane	0.19469	0.21121	0.21121	0.010	-8.48262	50.00000	Averaged	
15 Acrolein	0.04480	0.02552	0.02552	0.010	43.03706	50.00000	Averaged	
16 Acetone	500	421	0.11565	0.010	15.84759	0.000e+000	Wt Linear	
17 1,1-Dichloroethene	0.17450	0.18510	0.18510	0.010	-6.07307	20.00000	Averaged	
18 Freon-113	0.11296	0.13144	0.13144	0.010	-16.35974	50.00000	Averaged	
19 Iodomethane	0.29413	0.30715	0.30715	0.010	-4.42699	50.00000	Averaged	
20 Carbon Disulfide	0.47661	0.51448	0.51448	0.010	-7.94701	50.00000	Averaged	
21 Methylene Chloride	250	250	0.21839	0.010	-0.16556	0.000e+000	Wt Linear	
22 Acetonitrile	0.05473	0.04181	0.04181	0.010	23.61033	50.00000	Averaged	
23 Acrylonitrile	0.14014	0.11278	0.11278	0.010	19.51999	50.00000	Averaged	
24 Methyl tert-butyl ether	0.65577	0.59339	0.59339	0.010	9.51276	50.00000	Averaged	
25 trans-1,2-Dichloroethene	0.20563	0.21793	0.21793	0.010	-5.98256	50.00000	Averaged	
26 Hexane	0.04755	0.05783	0.05783	0.010	-21.61848	20.00000	Averaged	<-
27 Vinyl acetate	0.69263	0.41408	0.41408	0.010	40.21577	50.00000	Averaged	
153 Vinyl Acetate-86	0.04602	0.02957	0.02957	0.010	35.74778	50.00000	Averaged	
28 1,1-Dichloroethane	0.41519	0.42125	0.42125	0.100	-1.45971	50.00000	Averaged	
29 tert-Butyl Alcohol	0.03088	0.02602	0.02602	0.010	15.74980	50.00000	Averaged	
30 2-Butanone	0.22101	0.16755	0.16755	0.010	24.19010	50.00000	Averaged	
M 31 1,2-Dichloroethene (total)	0.21922	0.22609	0.22609	0.010	-3.13323	50.00000	Averaged	
32 cis-1,2-dichloroethene	0.23281	0.23425	0.23425	0.010	-0.61665	50.00000	Averaged	
33 2,2-Dichloropropane	0.16849	0.18183	0.18183	0.010	-7.91705	50.00000	Averaged	
34 Bromochloromethane	0.11462	0.11721	0.11721	0.010	-2.26027	50.00000	Averaged	
35 Chloroform	0.34287	0.35448	0.35448	0.010	-3.38493	20.00000	Averaged	
36 Tetrahydrofuran	0.13632	0.10974	0.10974	0.010	19.49981	50.00000	Averaged	
37 1,1,1-Trichloroethane	0.26307	0.29149	0.29149	0.010	-10.80469	50.00000	Averaged	
38 1,1-Dichloropropene	0.24461	0.29332	0.29332	0.010	-19.91284	50.00000	Averaged	
39 Carbon Tetrachloride	0.24262	0.28568	0.28568	0.010	-17.74773	50.00000	Averaged	
40 1,2-Dichloroethane	0.36010	0.34346	0.34346	0.010	4.62177	50.00000	Averaged	
41 Benzene	0.81616	0.85417	0.85417	0.010	-4.65668	50.00000	Averaged	
42 Trichloroethene	0.21286	0.24579	0.24579	0.010	-15.46873	50.00000	Averaged	
43 1,2-Dichloropropane	0.23823	0.23339	0.23339	0.010	2.03099	20.00000	Averaged	
44 1,4-Dioxane	0.00259	0.00260	0.00260	0.010	-0.05604	50.00000	Averaged	<-
45 Dibromomethane	0.11776	0.12340	0.12340	0.010	-4.78836	50.00000	Averaged	
46 Bromodichloromethane	0.24087	0.25019	0.25019	0.010	-3.86957	50.00000	Averaged	

Data File: \\cansvr11\dd\chem\MSV\a3ux8a.i\M91007A.b\UX80261.D
Report Date: 07-Oct-2009 19:42

TestAmerica North Canton

CONTINUING CALIBRATION COMPOUNDS

Instrument ID: a3ux8a.i Injection Date: 07-OCT-2009 18:46
Lab File ID: UX80261.D Init. Cal. Date(s): 02-SEP-2009 03-SEP-2009
Analysis Type: SOIL Init. Cal. Times: 19:55 01:02
Lab Sample ID: 250NG-CC Quant Type: ISTD
Method: \\cansvr11\dd\chem\MSV\a3ux8a.i\M91007A.b\8260SUX8.m

COMPOUND	RRF / AMOUNT	RF250	CCAL RRF250	MIN RRF	%D / %DRIFT	MAX %D / %DRIFT	CURVE TYPE	
47 2-Chloroethyl vinyl ether	0.07125	0.13492	0.13492	0.010	-89.37341	50.00000	Averaged	<-
48 cis-1,3-Dichloropropene	0.29804	0.30945	0.30945	0.010	-3.83033	50.00000	Averaged	
49 4-Methyl-2-pentanone	0.39481	0.32772	0.32772	0.010	16.99254	50.00000	Averaged	
50 Toluene	1.16385	1.25130	1.25130	0.010	-7.51354	20.00000	Averaged	
51 trans-1,3-Dichloropropene	0.35584	0.36790	0.36790	0.010	-3.38962	50.00000	Averaged	
52 Ethyl Methacrylate	0.37152	0.38151	0.38151	0.010	-2.68841	50.00000	Averaged	
53 1,1,2-Trichloroethane	0.24775	0.24840	0.24840	0.010	-0.25943	50.00000	Averaged	
54 1,3-Dichloropropane	0.44202	0.43732	0.43732	0.010	1.06280	50.00000	Averaged	
55 Tetrachloroethene	0.20863	0.25430	0.25430	0.010	-21.89083	50.00000	Averaged	
56 2-Hexanone	0.37082	0.31460	0.31460	0.010	15.16134	50.00000	Averaged	
57 Dibromochloromethane	0.25121	0.27542	0.27542	0.010	-9.63658	50.00000	Averaged	
58 1,2-Dibromoethane	0.24551	0.25373	0.25373	0.010	-3.34687	50.00000	Averaged	
59 Chlorobenzene	0.78408	0.84051	0.84051	0.300	-7.19678	50.00000	Averaged	
60 1,1,1,2-Tetrachloroethane	0.26706	0.29323	0.29323	0.010	-9.79720	50.00000	Averaged	
61 Ethylbenzene	0.41361	0.46206	0.46206	0.010	-11.71371	20.00000	Averaged	
62 m + p-Xylene	0.50293	0.56557	0.56557	0.010	-12.45528	50.00000	Averaged	
M 63 Xylenes (total)	0.50044	0.56000	0.56000	0.010	-11.90061	50.00000	Averaged	
64 Xylene-o	0.49547	0.54885	0.54885	0.010	-10.77457	50.00000	Averaged	
65 Styrene	0.81086	0.89717	0.89717	0.010	-10.64444	50.00000	Averaged	
66 Bromoform	0.14775	0.15870	0.15870	0.100	-7.40947	50.00000	Averaged	
67 Isopropylbenzene	1.22366	1.44975	1.44975	0.010	-18.47632	50.00000	Averaged	
68 1,1,2,2-Tetrachloroethane	0.65344	0.59756	0.59756	0.300	8.55259	50.00000	Averaged	
69 1,4-Dichloro-2-butene	0.29067	0.28477	0.28477	0.010	2.02805	50.00000	Averaged	
70 1,2,3-Trichloropropane	0.20667	0.19420	0.19420	0.010	6.03599	50.00000	Averaged	
71 Bromobenzene	0.63885	0.66240	0.66240	0.010	-3.68631	50.00000	Averaged	
72 n-Propylbenzene	0.66105	0.78413	0.78413	0.010	-18.61874	50.00000	Averaged	
73 2-Chlorotoluene	0.60716	0.67213	0.67213	0.010	-10.70050	50.00000	Averaged	
74 1,3,5-Trimethylbenzene	1.99776	2.31979	2.31979	0.010	-16.11992	50.00000	Averaged	
75 4-Chlorotoluene	0.62105	0.68568	0.68568	0.010	-10.40795	50.00000	Averaged	
76 tert-Butylbenzene	1.75145	2.06210	2.06210	0.010	-17.73653	50.00000	Averaged	
77 1,2,4-Trimethylbenzene	2.02641	2.34416	2.34416	0.010	-15.68067	50.00000	Averaged	
78 sec-Butylbenzene	2.45730	2.94649	2.94649	0.010	-19.90756	50.00000	Averaged	
79 4-Isopropyltoluene	250	264	2.43054	0.010	-5.40301	0.000e+000	Wt Linear	
80 1,3-Dichlorobenzene	1.21416	1.28190	1.28190	0.010	-5.57919	50.00000	Averaged	
81 1,4-Dichlorobenzene	1.28255	1.31159	1.31159	0.010	-2.26440	50.00000	Averaged	
82 n-Butylbenzene	1.68436	2.06371	2.06371	0.010	-22.52220	50.00000	Averaged	
83 1,2-Dichlorobenzene	1.15420	1.20710	1.20710	0.010	-4.58350	50.00000	Averaged	
84 1,2-Dibromo-3-chloropropane	0.11719	0.10854	0.10854	0.010	7.38519	50.00000	Averaged	
85 1,2,4-Trichlorobenzene	0.64274	0.72777	0.72777	0.010	-13.22948	50.00000	Averaged	
86 Hexachlorobutadiene	0.28802	0.34864	0.34864	0.010	-21.04386	50.00000	Averaged	
87 Naphthalene	1.92790	1.91810	1.91810	0.010	0.50831	50.00000	Averaged	
88 1,2,3-Trichlorobenzene	0.60175	0.64664	0.64664	0.010	-7.46032	50.00000	Averaged	
98 Cyclohexane	0.52042	0.54281	0.54281	0.010	-4.30289	50.00000	Averaged	

Data File: \\cansvr11\dd\chem\MSV\a3ux8a.i\M91007A.b\UX80261.D
Report Date: 07-Oct-2009 19:42

TestAmerica North Canton

CONTINUING CALIBRATION COMPOUNDS

Instrument ID: a3ux8a.i Injection Date: 07-OCT-2009 18:46
Lab File ID: UX80261.D Init. Cal. Date(s): 02-SEP-2009 03-SEP-2009
Analysis Type: SOIL Init. Cal. Times: 19:55 01:02
Lab Sample ID: 250NG-CC Quant Type: ISTD
Method: \\cansvr11\dd\chem\MSV\a3ux8a.i\M91007A.b\8260SUX8.m

COMPOUND	RRF / AMOUNT	RF250	CCAL RRF250	MIN RRF	%D / %DRIFT	MAX %D / %DRIFT	CURVE TYPE
143 Methyl Acetate	0.35449	0.31259	0.31259	0.010	11.82022	50.00000	Averaged
144 Methylcyclohexane	0.39636	0.45927	0.45927	0.010	-15.87131	50.00000	Averaged
141 1,3,5-Trichlorobenzene	0.73146	0.84196	0.84196	0.010	-15.10723	50.00000	Averaged

SW846 8260B METHOD BLANK SUMMARY

BLANK WORKORDER NO.: LL8191AA

Lab Name: TestAmerica Laboratories, Inc.

Lab Code: TALPIT

SDG Number:

Lab File ID: UX80266.D

Lot Number: C9J020291

Date Analyzed: 10/07/09

Time Analyzed: 20:36

Matrix: SOLID

Date Extracted:10/07/09

GC Column: DB 624 ID: .18

Extraction Method: 5030B

Instrument ID: UX8

Level:(low/med) LOW

THIS METHOD BLANK APPLIES TO THE FOLLOWING SAMPLES, LCS, LCSD, MS , MSD:

	CLIENT ID.	SAMPLE WORK ORDER #	LAB FILE ID	DATE ANALYZED	TIME ANALYZED
01	SD-07-01	LLXLA1A0	UX80276.D	10/08/09	00:24
02	SD-07-02	LLXLG1AA	UX80277.D	10/08/09	00:46
03	SD-08-SS	LLXLH1AA	UX80288.D	10/08/09	04:51
04	SD-08-01	LLXLJ1AA	UX80289.D	10/08/09	05:14
05	SD-08-02	LLXLL1AA	UX80291.D	10/08/09	05:58
06	SD-4-SS	LLXLX1AA	UX80278.D	10/08/09	01:08
07	SD-4-01	LLXL01AA	UX80279.D	10/08/09	01:30
08	SD-4-02	LLXL11AA	UX80280.D	10/08/09	01:53
09	SD-05-SS	LLXL21AA	UX80281.D	10/08/09	02:16
10	SD-05-01	LLXL31AA	UX80282.D	10/08/09	02:38
11	SD-05-02	LLXL51AA	UX80283.D	10/08/09	03:00
12	SD-01-SS	LLXL61AA	UX80284.D	10/08/09	03:22
13	SD-01-01	LLXL81AA	UX80285.D	10/08/09	03:45
14	SD-01-02	LLXMA1AA	UX80286.D	10/08/09	04:07
15	SD-07-SS	LLXMC1AA	UX80287.D	10/08/09	04:29
16	SD-05-SS	LLXNL1AA	UX80275.D	10/08/09	00:02
17	CHECK SAMPLE	LL8191AC C	UX80264.D	10/07/09	19:52
18	DUPLICATE CHECK	LL8191AD L	UX80265.D	10/07/09	20:14
19					
20					
21					
22					
23					
24					
25					
26					
27					
28					
29					
30					

COMMENTS:

FORM IV

METHOD BLANK REPORT

GC/MS Volatiles

Client Lot #...: C9J020291 **Work Order #...:** LL8191AA **Matrix.....:** SOLID
MB Lot-Sample #: A9J080000-589

Prep Date.....: 10/07/09 **Analysis Time..:** 20:36
Analysis Date..: 10/07/09 **Prep Batch #...:** 9281589 **Final Wgt/Vol..:** 5 mL
Dilution Factor: 1 **Initial Wgt/Vol:** 5 g **Instrument ID..:** UX8
Analyst ID.....: 402279

PARAMETER	RESULT	REPORTING LIMIT	UNITS	METHOD
Acetone	ND	20	ug/kg	SW846 8260B
Benzene	ND	5.0	ug/kg	SW846 8260B
Bromobenzene	ND	5.0	ug/kg	SW846 8260B
Bromochloromethane	ND	5.0	ug/kg	SW846 8260B
Bromodichloromethane	ND	5.0	ug/kg	SW846 8260B
Bromoform	ND	5.0	ug/kg	SW846 8260B
Bromomethane	ND	5.0	ug/kg	SW846 8260B
2-Butanone	ND	20	ug/kg	SW846 8260B
n-Butylbenzene	ND	5.0	ug/kg	SW846 8260B
sec-Butylbenzene	ND	5.0	ug/kg	SW846 8260B
tert-Butylbenzene	ND	5.0	ug/kg	SW846 8260B
Carbon disulfide	ND	5.0	ug/kg	SW846 8260B
Carbon tetrachloride	ND	5.0	ug/kg	SW846 8260B
Chlorobenzene	ND	5.0	ug/kg	SW846 8260B
Dibromochloromethane	ND	5.0	ug/kg	SW846 8260B
1,2-Dibromo-3-chloro-propane	ND	10	ug/kg	SW846 8260B
Chloroethane	ND	5.0	ug/kg	SW846 8260B
2-Chloroethyl vinyl ether	ND	50	ug/kg	SW846 8260B
Chloroform	ND	5.0	ug/kg	SW846 8260B
Chloromethane	ND	5.0	ug/kg	SW846 8260B
2-Chlorotoluene	ND	5.0	ug/kg	SW846 8260B
4-Chlorotoluene	ND	5.0	ug/kg	SW846 8260B
1,2-Dibromoethane	ND	5.0	ug/kg	SW846 8260B
Dibromomethane	ND	5.0	ug/kg	SW846 8260B
1,2-Dichlorobenzene	ND	5.0	ug/kg	SW846 8260B
1,3-Dichlorobenzene	ND	5.0	ug/kg	SW846 8260B
1,4-Dichlorobenzene	ND	5.0	ug/kg	SW846 8260B
Dichlorodifluoromethane	ND	5.0	ug/kg	SW846 8260B
1,1-Dichloroethane	ND	5.0	ug/kg	SW846 8260B
1,2-Dichloroethane	ND	5.0	ug/kg	SW846 8260B
1,1-Dichloroethene	ND	5.0	ug/kg	SW846 8260B
cis-1,2-Dichloroethene	ND	5.0	ug/kg	SW846 8260B
trans-1,2-Dichloroethene	ND	5.0	ug/kg	SW846 8260B
1,2-Dichloropropane	ND	5.0	ug/kg	SW846 8260B
1,3-Dichloropropane	ND	5.0	ug/kg	SW846 8260B
2,2-Dichloropropane	ND	5.0	ug/kg	SW846 8260B
1,1-Dichloropropene	ND	5.0	ug/kg	SW846 8260B
cis-1,3-Dichloropropene	ND	5.0	ug/kg	SW846 8260B
trans-1,3-Dichloropropene	ND	5.0	ug/kg	SW846 8260B

(Continued on next page)

METHOD BLANK REPORT

GC/MS Volatiles

Client Lot #...: C9J020291 **Work Order #...:** LL8191AA **Matrix.....:** SOLID

PARAMETER	RESULT	REPORTING LIMIT	UNITS	METHOD
Ethylbenzene	ND	5.0	ug/kg	SW846 8260B
Trichlorofluoromethane	ND	5.0	ug/kg	SW846 8260B
Hexachlorobutadiene	ND	5.0	ug/kg	SW846 8260B
2-Hexanone	ND	20	ug/kg	SW846 8260B
Isopropylbenzene	ND	5.0	ug/kg	SW846 8260B
p-Isopropyltoluene	ND	5.0	ug/kg	SW846 8260B
tert-Butyl alcohol	ND	200	ug/kg	SW846 8260B
Methylene chloride	ND	5.0	ug/kg	SW846 8260B
4-Methyl-2-pentanone	ND	20	ug/kg	SW846 8260B
Naphthalene	**0.41 J**	**5.0**	**ug/kg**	**SW846 8260B**
n-Propylbenzene	ND	5.0	ug/kg	SW846 8260B
Styrene	ND	5.0	ug/kg	SW846 8260B
1,1,1,2-Tetrachloroethane	ND	5.0	ug/kg	SW846 8260B
1,1,2,2-Tetrachloroethane	ND	5.0	ug/kg	SW846 8260B
Tetrachloroethene	ND	5.0	ug/kg	SW846 8260B
Toluene	ND	5.0	ug/kg	SW846 8260B
1,2,3-Trichlorobenzene	ND	5.0	ug/kg	SW846 8260B
1,2,4-Trichloro-benzene	ND	5.0	ug/kg	SW846 8260B
1,1,1-Trichloroethane	ND	5.0	ug/kg	SW846 8260B
1,1,2-Trichloroethane	ND	5.0	ug/kg	SW846 8260B
Trichloroethene	ND	5.0	ug/kg	SW846 8260B
1,2,3-Trichloropropane	ND	5.0	ug/kg	SW846 8260B
Freon 113	ND	5.0	ug/kg	SW846 8260B
1,2,4-Trimethylbenzene	ND	5.0	ug/kg	SW846 8260B
Vinyl acetate	ND	10	ug/kg	SW846 8260B
Vinyl chloride	ND	5.0	ug/kg	SW846 8260B
o-Xylene	ND	5.0	ug/kg	SW846 8260B
Methyl tert-butyl ether	ND	20	ug/kg	SW846 8260B
m-Xylene & p-Xylene	ND	10	ug/kg	SW846 8260B
1,2,3-Trimethylbenzene	ND	5.0	ug/kg	SW846 8260B
Diisopropyl Ether (DIPE)	ND	10	ug/kg	SW846 8260B
Ethyl-t-Butyl Ether (ETBE	ND	5.0	ug/kg	SW846 8260B
Tert-amyl methyl ether (T	ND	5.0	ug/kg	SW846 8260B

SURROGATE	PERCENT RECOVERY	RECOVERY LIMITS
Dibromofluoromethane	91	(59 - 138)
1,2-Dichloroethane-d4	86	(61 - 130)
Toluene-d8	93	(60 - 143)
4-Bromofluorobenzene	96	(47 - 158)

NOTE(S):

Calculations are performed before rounding to avoid round-off errors in calculated results.

J Estimated result. Result is less than RL.

5A

VOLATILE ORGANIC GC/MS TUNING AND MASS CALIBRATION - BROMOFLUOROBENZENE (BFB)

Lab Name: NORTH CANTON Contract:

Lab Code: TALCAN Case No.: SAS No.: SDG No.: C9J020291

Lab File ID: BFB8076 BFB Injection Date: 10/08/09

Instrument ID: A3UX8A BFB Injection Time: 1745

Matrix:(soil/water) SOIL Level:(low/med) LOW Column:(pack/cap) CAP

m/e	ION ABUNDANCE CRITERIA	% RELATIVE ABUNDANCE
50	15.0 - 40.0% of mass 95	26.1
75	30.0 - 60.0% of mass 95	45.8
95	Base Peak, 100% relative abundance	100.0
96	5.0 - 9.0% of mass 95	7.0
173	Less than 2.0% of mass 174	0.0 (0.0)1
174	50.0 - 100.0% of mass 95	71.8
175	5.0 - 9.0% of mass 174	5.6 (7.8)1
176	Greater than 95.0%, but less than 101.0% of mass 174	70.2 (97.7)1
177	5.0 - 9.0% of mass 176	5.5 (7.8)2

1-Value is % of mass 174 2-Value is % of mass 176

THIS TUNE APPLIES TO THE FOLLOWING SAMPLES, MS, MSD, BLANKS, AND STANDARDS:

	EPA SAMPLE NO.	LAB SAMPLE ID	LAB FILE ID	DATE ANALYZED	TIME ANALYZED
01	VSTD050	250NG-CC	UX80294	10/08/09	1828
02	VSTD050	250NG-A9CC	UX80295	10/08/09	1850
03	LMCNRCHK	LMCNR1AC	UX80296	10/08/09	1911
04	LMCNRCKDUP	LMCNR1AD	UX80297	10/08/09	1933
05	LMCNRBLK	LMCNR1AA	UX80298	10/08/09	1955
06	SD-08-02	LLXLK1AA	UX80299	10/08/09	2024
07	SD-02-SS	LLXLM1AA	UX80300	10/08/09	2046
08	SD-02-01	LLXLP1AA	UX80301	10/08/09	2108
09	SD-02-02	LLXLT1AA	UX80302	10/08/09	2129
10	SD-03-SS	LLXLV1AA	UX80303	10/08/09	2151
11	SD-03-01	LLXMD1AA	UX80304	10/08/09	2213
12	SD-03-01	LLXME1AA	UX80305	10/08/09	2235
13	SD-03-02	LLXMF1AA	UX80306	10/08/09	2257
14	SD-10-SS	LLXMG1AA	UX80307	10/08/09	2319
15	SD-10-01	LLXMH1AA	UX80308	10/08/09	2341
16	SD-10-02	LLXMJ1AA	UX80309	10/09/09	0003
17	SD-13-SS	LLXMK1AA	UX80310	10/09/09	0024
18	SD-13-01	LLXML1AA	UX80311	10/09/09	0046
19	SD-13-02	LLXMN1AA	UX80312	10/09/09	0109
20	SD-12-SS	LLXMP1AA	UX80313	10/09/09	0130
21	SD-12-01	LLXMV1AA	UX80314	10/09/09	0152
22	SD-12-02	LLXMX1AA	UX80315	10/09/09	0214

5A

VOLATILE ORGANIC GC/MS TUNING AND MASS CALIBRATION - BROMOFLUOROBENZENE (BFB)

Lab Name: NORTH CANTON Contract:

Lab Code: TALCAN Case No.: SAS No.: SDG No.: C9J020291

Lab File ID: BFB8076 BFB Injection Date: 10/08/09

Instrument ID: A3UX8A BFB Injection Time: 1745

Matrix:(soil/water) SOIL Level:(low/med) LOW Column:(pack/cap) CAP

m/e	ION ABUNDANCE CRITERIA	% RELATIVE ABUNDANCE
50	15.0 - 40.0% of mass 95	26.1
75	30.0 - 60.0% of mass 95	45.8
95	Base Peak, 100% relative abundance	100.0
96	5.0 - 9.0% of mass 95	7.0
173	Less than 2.0% of mass 174	0.0 (0.0)1
174	50.0 - 100.0% of mass 95	71.8
175	5.0 - 9.0% of mass 174	5.6 (7.8)1
176	Greater than 95.0%, but less than 101.0% of mass 174	70.2 (97.7)1
177	5.0 - 9.0% of mass 176	5.5 (7.8)2

1-Value is % of mass 174 2-Value is % of mass 176

THIS TUNE APPLIES TO THE FOLLOWING SAMPLES, MS, MSD, BLANKS, AND STANDARDS:

	EPA SAMPLE NO.	LAB SAMPLE ID	LAB FILE ID	DATE ANALYZED	TIME ANALYZED
01	SD-06-SS	LLXM41AA	UX80316	10/09/09	0236
02	SD-06-01	LLXM51AA	UX80317	10/09/09	0258
03	SD-06-02	LLXM71AA	UX80318	10/09/09	0320
04	SD-06-02 MS	LLXM71A2	UX80319	10/09/09	0342
05	SD-06-02 MSD	LLXM71A3	UX80320	10/09/09	0404
06					
07					
08					
09					
10					
11					
12					
13					
14					
15					
16					
17					
18					
19					
20					
21					
22					

Data File: \\cansvr11\dd\chem\MSV\a3ux8a.i\M91008A.b\UX80294.D
Report Date: 08-Oct-2009 19:17

TestAmerica North Canton

CONTINUING CALIBRATION COMPOUNDS

Instrument ID: a3ux8a.i Injection Date: 08-OCT-2009 18:28
Lab File ID: UX80294.D Init. Cal. Date(s): 02-SEP-2009 03-SEP-2009
Analysis Type: SOIL Init. Cal. Times: 19:55 01:02
Lab Sample ID: 250NG-CC Quant Type: ISTD
Method: \\cansvr11\dd\chem\MSV\a3ux8a.i\M91008A.b\8260SUX8.m

COMPOUND	RRF / AMOUNT	RF250	CCAL RRF250	MIN RRF	%D / %DRIFT	MAX %D / %DRIFT	CURVE TYPE	
$ 4 Dibromofluoromethane	0.19200	0.17838	0.17838	0.010	7.09199	50.00000	Averaged	
$ 5 1,2-Dichloroethane-d4	0.27484	0.23309	0.23309	0.010	15.18938	50.00000	Averaged	
$ 6 Toluene-d8	0.76618	0.71784	0.71784	0.010	6.30944	50.00000	Averaged	
$ 7 Bromofluorobenzene	0.39291	0.39270	0.39270	0.010	0.05491	50.00000	Averaged	
8 Dichlorodifluoromethane	0.13835	0.16718	0.16718	0.010	-20.84096	50.00000	Averaged	
9 Chloromethane	0.33972	0.27489	0.27489	0.100	19.08336	50.00000	Averaged	
10 Vinyl Chloride	0.20193	0.17761	0.17761	0.010	12.04258	20.00000	Averaged	
11 Bromomethane	0.08901	0.07962	0.07962	0.010	10.55813	50.00000	Averaged	
12 Chloroethane	0.09952	0.09484	0.09484	0.010	4.69604	50.00000	Averaged	
13 Trichlorofluoromethane	0.19469	0.18163	0.18163	0.010	6.70956	50.00000	Averaged	
15 Acrolein	0.04480	0.02296	0.02296	0.010	48.75761	50.00000	Averaged	
16 Acetone	500	402	0.11110	0.010	19.55667	0.000e+000	Wt Linear	
17 1,1-Dichloroethene	0.17450	0.17479	0.17479	0.010	-0.16465	20.00000	Averaged	
18 Freon-113	0.11296	0.12579	0.12579	0.010	-11.35736	50.00000	Averaged	
19 Iodomethane	0.29413	0.29660	0.29660	0.010	-0.83870	50.00000	Averaged	
20 Carbon Disulfide	0.47661	0.48055	0.48055	0.010	-0.82710	50.00000	Averaged	
21 Methylene Chloride	250	248	0.21630	0.010	0.82583	0.000e+000	Wt Linear	
22 Acetonitrile	0.05473	0.04163	0.04163	0.010	23.94209	50.00000	Averaged	
23 Acrylonitrile	0.14014	0.11786	0.11786	0.010	15.89747	50.00000	Averaged	
24 Methyl tert-butyl ether	0.65577	0.59339	0.59339	0.010	9.51251	50.00000	Averaged	
25 trans-1,2-Dichloroethene	0.20563	0.21036	0.21036	0.010	-2.30091	50.00000	Averaged	
26 Hexane	0.04755	0.05217	0.05217	0.010	-9.72754	20.00000	Averaged	
27 Vinyl acetate	0.69263	0.35435	0.35435	0.010	48.84046	50.00000	Averaged	
153 Vinyl Acetate-86	0.04602	0.02432	0.02432	0.010	47.15645	50.00000	Averaged	
28 1,1-Dichloroethane	0.41519	0.40512	0.40512	0.100	2.42451	50.00000	Averaged	
29 tert-Butyl Alcohol	0.03088	0.02477	0.02477	0.010	19.78960	50.00000	Averaged	
30 2-Butanone	0.22101	0.16139	0.16139	0.010	26.97833	50.00000	Averaged	
M 31 1,2-Dichloroethene (total)	0.21922	0.22056	0.22056	0.010	-0.61122	50.00000	Averaged	
32 cis-1,2-dichloroethene	0.23281	0.23076	0.23076	0.010	0.88114	50.00000	Averaged	
33 2,2-Dichloropropane	0.16849	0.16832	0.16832	0.010	0.10190	50.00000	Averaged	
34 Bromochloromethane	0.11462	0.11635	0.11635	0.010	-1.50538	50.00000	Averaged	
35 Chloroform	0.34287	0.34793	0.34793	0.010	-1.47410	20.00000	Averaged	
36 Tetrahydrofuran	0.13632	0.11101	0.11101	0.010	18.56667	50.00000	Averaged	
37 1,1,1-Trichloroethane	0.26307	0.27817	0.27817	0.010	-5.73940	50.00000	Averaged	
38 1,1-Dichloropropene	0.24461	0.27639	0.27639	0.010	-12.98897	50.00000	Averaged	
39 Carbon Tetrachloride	0.24262	0.26782	0.26782	0.010	-10.38560	50.00000	Averaged	
40 1,2-Dichloroethane	0.36010	0.34376	0.34376	0.010	4.53722	50.00000	Averaged	
41 Benzene	0.81616	0.82270	0.82270	0.010	-0.80064	50.00000	Averaged	
42 Trichloroethene	0.21286	0.23248	0.23248	0.010	-9.21775	50.00000	Averaged	
43 1,2-Dichloropropane	0.23823	0.22421	0.22421	0.010	5.88463	20.00000	Averaged	
44 1,4-Dioxane	0.00259	0.00243	0.00243	0.010	6.18394	50.00000	Averaged	<-
45 Dibromomethane	0.11776	0.12125	0.12125	0.010	-2.96824	50.00000	Averaged	
46 Bromodichloromethane	0.24087	0.24657	0.24657	0.010	-2.36370	50.00000	Averaged	

Data File: \\cansvr11\dd\chem\MSV\a3ux8a.i\M91008A.b\UX80294.D
Report Date: 08-Oct-2009 19:17

TestAmerica North Canton

CONTINUING CALIBRATION COMPOUNDS

Instrument ID: a3ux8a.i Injection Date: 08-OCT-2009 18:28
Lab File ID: UX80294.D Init. Cal. Date(s): 02-SEP-2009 03-SEP-2009
Analysis Type: SOIL Init. Cal. Times: 19:55 01:02
Lab Sample ID: 250NG-CC Quant Type: ISTD
Method: \\cansvr11\dd\chem\MSV\a3ux8a.i\M91008A.b\8260SUX8.m

COMPOUND	RRF / AMOUNT	RF250	CCAL RRF250	MIN RRF	%D / %DRIFT	MAX %D / %DRIFT	CURVE TYPE	
47 2-Chloroethyl vinyl ether	0.07125	0.13094	0.13094	0.010	-83.78006	50.00000	Averaged	<-
48 cis-1,3-Dichloropropene	0.29804	0.30210	0.30210	0.010	-1.36344	50.00000	Averaged	
49 4-Methyl-2-pentanone	0.39481	0.32230	0.32230	0.010	18.36413	50.00000	Averaged	
50 Toluene	1.16385	1.20447	1.20447	0.010	-3.49049	20.00000	Averaged	
51 trans-1,3-Dichloropropene	0.35584	0.36456	0.36456	0.010	-2.45184	50.00000	Averaged	
52 Ethyl Methacrylate	0.37152	0.37157	0.37157	0.010	-0.01384	50.00000	Averaged	
53 1,1,2-Trichloroethane	0.24775	0.24745	0.24745	0.010	0.12424	50.00000	Averaged	
54 1,3-Dichloropropane	0.44202	0.43339	0.43339	0.010	1.95257	50.00000	Averaged	
55 Tetrachloroethene	0.20863	0.23611	0.23611	0.010	-13.17085	50.00000	Averaged	
56 2-Hexanone	0.37082	0.30610	0.30610	0.010	17.45343	50.00000	Averaged	
57 Dibromochloromethane	0.25121	0.26516	0.26516	0.010	-5.55266	50.00000	Averaged	
58 1,2-Dibromoethane	0.24551	0.25362	0.25362	0.010	-3.30161	50.00000	Averaged	
59 Chlorobenzene	0.78408	0.80463	0.80463	0.300	-2.62100	50.00000	Averaged	
60 1,1,1,2-Tetrachloroethane	0.26706	0.28443	0.28443	0.010	-6.50142	50.00000	Averaged	
61 Ethylbenzene	0.41361	0.43352	0.43352	0.010	-4.81519	20.00000	Averaged	
62 m + p-Xylene	0.50293	0.53515	0.53515	0.010	-6.40614	50.00000	Averaged	
M 63 Xylenes (total)	0.50044	0.53383	0.53383	0.010	-6.67181	50.00000	Averaged	
64 Xylene-o	0.49547	0.53120	0.53120	0.010	-7.21114	50.00000	Averaged	
65 Styrene	0.81086	0.86022	0.86022	0.010	-6.08702	50.00000	Averaged	
66 Bromoform	0.14775	0.15285	0.15285	0.100	-3.45167	50.00000	Averaged	
67 Isopropylbenzene	1.22366	1.36672	1.36672	0.010	-11.69164	50.00000	Averaged	
68 1,1,2,2-Tetrachloroethane	0.65344	0.61237	0.61237	0.300	6.28591	50.00000	Averaged	
69 1,4-Dichloro-2-butene	0.29067	0.29302	0.29302	0.010	-0.80843	50.00000	Averaged	
70 1,2,3-Trichloropropane	0.20667	0.19844	0.19844	0.010	3.98272	50.00000	Averaged	
71 Bromobenzene	0.63885	0.66582	0.66582	0.010	-4.22160	50.00000	Averaged	
72 n-Propylbenzene	0.66105	0.74939	0.74939	0.010	-13.36481	50.00000	Averaged	
73 2-Chlorotoluene	0.60716	0.65997	0.65997	0.010	-8.69751	50.00000	Averaged	
74 1,3,5-Trimethylbenzene	1.99776	2.23331	2.23331	0.010	-11.79077	50.00000	Averaged	
75 4-Chlorotoluene	0.62105	0.66506	0.66506	0.010	-7.08678	50.00000	Averaged	
76 tert-Butylbenzene	1.75145	1.97996	1.97996	0.010	-13.04681	50.00000	Averaged	
77 1,2,4-Trimethylbenzene	2.02641	2.27076	2.27076	0.010	-12.05845	50.00000	Averaged	
78 sec-Butylbenzene	2.45730	2.77682	2.77682	0.010	-13.00282	50.00000	Averaged	
79 4-Isopropyltoluene	250	252	2.32668	0.010	-0.95070	0.000e+000	Wt Linear	
80 1,3-Dichlorobenzene	1.21416	1.24589	1.24589	0.010	-2.61353	50.00000	Averaged	
81 1,4-Dichlorobenzene	1.28255	1.27965	1.27965	0.010	0.22641	50.00000	Averaged	
82 n-Butylbenzene	1.68436	1.93533	1.93533	0.010	-14.90012	50.00000	Averaged	
83 1,2-Dichlorobenzene	1.15420	1.18765	1.18765	0.010	-2.89862	50.00000	Averaged	
84 1,2-Dibromo-3-chloropropane	0.11719	0.10953	0.10953	0.010	6.54140	50.00000	Averaged	
85 1,2,4-Trichlorobenzene	0.64274	0.68557	0.68557	0.010	-6.66301	50.00000	Averaged	
86 Hexachlorobutadiene	0.28802	0.32504	0.32504	0.010	-12.85010	50.00000	Averaged	
87 Naphthalene	1.92790	1.85417	1.85417	0.010	3.82444	50.00000	Averaged	
88 1,2,3-Trichlorobenzene	0.60175	0.62783	0.62783	0.010	-4.33427	50.00000	Averaged	
98 Cyclohexane	0.52042	0.51340	0.51340	0.010	1.34768	50.00000	Averaged	

Data File: \\cansvr11\dd\chem\MSV\a3ux8a.i\M91008A.b\UX80294.D
Report Date: 08-Oct-2009 19:17

TestAmerica North Canton

CONTINUING CALIBRATION COMPOUNDS

Instrument ID: a3ux8a.i Injection Date: 08-OCT-2009 18:28
Lab File ID: UX80294.D Init. Cal. Date(s): 02-SEP-2009 03-SEP-2009
Analysis Type: SOIL Init. Cal. Times: 19:55 01:02
Lab Sample ID: 250NG-CC Quant Type: ISTD
Method: \\cansvr11\dd\chem\MSV\a3ux8a.i\M91008A.b\8260SUX8.m

COMPOUND	RRF / AMOUNT	RF250	CCAL RRF250	MIN RRF	%D / %DRIFT	MAX %D / %DRIFT	CURVE TYPE
143 Methyl Acetate	0.35449	0.31930	0.31930	0.010	9.92739	50.00000	Averaged
144 Methylcyclohexane	0.39636	0.43102	0.43102	0.010	-8.74422	50.00000	Averaged
141 1,3,5-Trichlorobenzene	0.73146	0.80634	0.80634	0.010	-10.23821	50.00000	Averaged

SW846 8260B METHOD BLANK SUMMARY

BLANK WORKORDER NO.: LMCNR1AA

Lab Name: TestAmerica Laboratories, Inc.

Lab Code: TALPIT

SDG Number:

Lab File ID: UX80298.D

Lot Number: C9J020291

Date Analyzed: 10/08/09

Time Analyzed: 19:55

Matrix: SOLID

Date Extracted:10/08/09

GC Column: DB 624 ID: .18

Extraction Method: 5030B

Instrument ID: UX8

Level:(low/med) LOW

THIS METHOD BLANK APPLIES TO THE FOLLOWING SAMPLES, LCS, LCSD, MS , MSD:

	CLIENT ID.	SAMPLE WORK ORDER #	LAB FILE ID	DATE ANALYZED	TIME ANALYZED
01	SD-08-02	LLXLK1AA	UX80299.D	10/08/09	20:24
02	SD-02-SS	LLXLM1AA	UX80300.D	10/08/09	20:46
03	SD-02-01	LLXLP1AA	UX80301.D	10/08/09	21:08
04	SD-02-02	LLXLT1AA	UX80302.D	10/08/09	21:29
05	SD-03-SS	LLXLV1AA	UX80303.D	10/08/09	21:51
06	SD-03-01	LLXMD1AA	UX80304.D	10/08/09	22:13
07	SD-03-01	LLXME1AA	UX80305.D	10/08/09	22:35
08	SD-03-02	LLXMF1AA	UX80306.D	10/08/09	22:57
09	SD-10-SS	LLXMG1AA	UX80307.D	10/08/09	23:19
10	SD-10-01	LLXMH1AA	UX80308.D	10/08/09	23:41
11	SD-10-02	LLXMJ1AA	UX80309.D	10/09/09	00:03
12	SD-13-SS	LLXMK1AA	UX80310.D	10/09/09	00:24
13	SD-13-01	LLXML1AA	UX80311.D	10/09/09	00:46
14	SD-13-02	LLXMN1AA	UX80312.D	10/09/09	01:09
15	SD-12-SS	LLXMP1AA	UX80313.D	10/09/09	01:30
16	SD-12-01	LLXMV1AA	UX80314.D	10/09/09	01:52
17	SD-12-02	LLXMX1AA	UX80315.D	10/09/09	02:14
18	SD-06-SS	LLXM41AA	UX80316.D	10/09/09	02:36
19	SD-06-01	LLXM51AA	UX80317.D	10/09/09	02:58
20	SD-06-02	LLXM71AA	UX80318.D	10/09/09	03:20
21	SD-06-02	LLXM71A2 S	UX80319.D	10/09/09	03:42
22	SD-06-02	LLXM71A3 D	UX80320.D	10/09/09	04:04
23	CHECK SAMPLE	LMCNR1AC C	UX80296.D	10/08/09	19:11
24	DUPLICATE CHECK	LMCNR1AD L	UX80297.D	10/08/09	19:33
25					
26					
27					
28					
29					
30					

COMMENTS:

FORM IV

METHOD BLANK REPORT

GC/MS Volatiles

Client Lot #...: C9J020291 **Work Order #...:** LMCNR1AA **Matrix.....:** SOLID
MB Lot-Sample #: A9J090000-464

Prep Date.....: 10/08/09 **Analysis Time..:** 19:55
Analysis Date..: 10/08/09 **Prep Batch #...:** 9282464 **Final Wgt/Vol..:** 5 mL
Dilution Factor: 1 **Initial Wgt/Vol:** 5 g **Instrument ID..:** UX8
Analyst ID.....: 402279

PARAMETER	RESULT	REPORTING LIMIT	UNITS	METHOD
Acetone	ND	20	ug/kg	SW846 8260B
Benzene	ND	5.0	ug/kg	SW846 8260B
Bromobenzene	ND	5.0	ug/kg	SW846 8260B
Bromochloromethane	ND	5.0	ug/kg	SW846 8260B
Bromodichloromethane	ND	5.0	ug/kg	SW846 8260B
Bromoform	ND	5.0	ug/kg	SW846 8260B
Bromomethane	ND	5.0	ug/kg	SW846 8260B
2-Butanone	ND	20	ug/kg	SW846 8260B
n-Butylbenzene	ND	5.0	ug/kg	SW846 8260B
sec-Butylbenzene	ND	5.0	ug/kg	SW846 8260B
tert-Butylbenzene	ND	5.0	ug/kg	SW846 8260B
Carbon disulfide	ND	5.0	ug/kg	SW846 8260B
Carbon tetrachloride	ND	5.0	ug/kg	SW846 8260B
Chlorobenzene	ND	5.0	ug/kg	SW846 8260B
Dibromochloromethane	ND	5.0	ug/kg	SW846 8260B
1,2-Dibromo-3-chloro-propane	ND	10	ug/kg	SW846 8260B
Chloroethane	ND	5.0	ug/kg	SW846 8260B
2-Chloroethyl vinyl ether	ND	50	ug/kg	SW846 8260B
Chloroform	ND	5.0	ug/kg	SW846 8260B
Chloromethane	ND	5.0	ug/kg	SW846 8260B
2-Chlorotoluene	ND	5.0	ug/kg	SW846 8260B
4-Chlorotoluene	ND	5.0	ug/kg	SW846 8260B
1,2-Dibromoethane	ND	5.0	ug/kg	SW846 8260B
Dibromomethane	ND	5.0	ug/kg	SW846 8260B
1,2-Dichlorobenzene	ND	5.0	ug/kg	SW846 8260B
1,3-Dichlorobenzene	ND	5.0	ug/kg	SW846 8260B
1,4-Dichlorobenzene	ND	5.0	ug/kg	SW846 8260B
Dichlorodifluoromethane	ND	5.0	ug/kg	SW846 8260B
1,1-Dichloroethane	ND	5.0	ug/kg	SW846 8260B
1,2-Dichloroethane	ND	5.0	ug/kg	SW846 8260B
1,1-Dichloroethene	ND	5.0	ug/kg	SW846 8260B
cis-1,2-Dichloroethene	ND	5.0	ug/kg	SW846 8260B
trans-1,2-Dichloroethene	ND	5.0	ug/kg	SW846 8260B
1,2-Dichloropropane	ND	5.0	ug/kg	SW846 8260B
1,3-Dichloropropane	ND	5.0	ug/kg	SW846 8260B
2,2-Dichloropropane	ND	5.0	ug/kg	SW846 8260B
1,1-Dichloropropene	ND	5.0	ug/kg	SW846 8260B
cis-1,3-Dichloropropene	ND	5.0	ug/kg	SW846 8260B
trans-1,3-Dichloropropene	ND	5.0	ug/kg	SW846 8260B

(Continued on next page)

METHOD BLANK REPORT

GC/MS Volatiles

Client Lot #...: C9J020291 **Work Order #...:** LMCNR1AA **Matrix.....:** SOLID

PARAMETER	RESULT	REPORTING LIMIT	UNITS	METHOD
Ethylbenzene	ND	5.0	ug/kg	SW846 8260B
Trichlorofluoromethane	ND	5.0	ug/kg	SW846 8260B
Hexachlorobutadiene	ND	5.0	ug/kg	SW846 8260B
2-Hexanone	ND	20	ug/kg	SW846 8260B
Isopropylbenzene	ND	5.0	ug/kg	SW846 8260B
p-Isopropyltoluene	ND	5.0	ug/kg	SW846 8260B
tert-Butyl alcohol	ND	200	ug/kg	SW846 8260B
Methylene chloride	ND	5.0	ug/kg	SW846 8260B
4-Methyl-2-pentanone	ND	20	ug/kg	SW846 8260B
Naphthalene	**0.43 J**	**5.0**	**ug/kg**	**SW846 8260B**
n-Propylbenzene	ND	5.0	ug/kg	SW846 8260B
Styrene	ND	5.0	ug/kg	SW846 8260B
1,1,1,2-Tetrachloroethane	ND	5.0	ug/kg	SW846 8260B
1,1,2,2-Tetrachloroethane	ND	5.0	ug/kg	SW846 8260B
Tetrachloroethene	ND	5.0	ug/kg	SW846 8260B
Toluene	ND	5.0	ug/kg	SW846 8260B
1,2,3-Trichlorobenzene	ND	5.0	ug/kg	SW846 8260B
1,2,4-Trichloro-benzene	ND	5.0	ug/kg	SW846 8260B
1,1,1-Trichloroethane	ND	5.0	ug/kg	SW846 8260B
1,1,2-Trichloroethane	ND	5.0	ug/kg	SW846 8260B
Trichloroethene	ND	5.0	ug/kg	SW846 8260B
1,2,3-Trichloropropane	ND	5.0	ug/kg	SW846 8260B
Freon 113	ND	5.0	ug/kg	SW846 8260B
1,2,4-Trimethylbenzene	ND	5.0	ug/kg	SW846 8260B
Vinyl acetate	ND	10	ug/kg	SW846 8260B
Vinyl chloride	ND	5.0	ug/kg	SW846 8260B
o-Xylene	ND	5.0	ug/kg	SW846 8260B
Methyl tert-butyl ether	ND	20	ug/kg	SW846 8260B
m-Xylene & p-Xylene	ND	10	ug/kg	SW846 8260B
1,2,3-Trimethylbenzene	ND	5.0	ug/kg	SW846 8260B
Diisopropyl Ether (DIPE)	ND	10	ug/kg	SW846 8260B
Ethyl-t-Butyl Ether (ETBE	ND	5.0	ug/kg	SW846 8260B
Tert-amyl methyl ether (T	ND	5.0	ug/kg	SW846 8260B

SURROGATE	PERCENT RECOVERY	RECOVERY LIMITS
Dibromofluoromethane	94	(59 - 138)
1,2-Dichloroethane-d4	86	(61 - 130)
Toluene-d8	95	(60 - 143)
4-Bromofluorobenzene	97	(47 - 158)

NOTE(S):

Calculations are performed before rounding to avoid round-off errors in calculated results.

J Estimated result. Result is less than RL.

5A

VOLATILE ORGANIC GC/MS TUNING AND MASS CALIBRATION - BROMOFLUOROBENZENE (BFB)

Lab Name: NORTH CANTON Contract:

Lab Code: TALCAN Case No.: SAS No.: SDG No.: C9J020291

Lab File ID: BFB8080 BFB Injection Date: 10/12/09

Instrument ID: A3UX8A BFB Injection Time: 1922

Matrix:(soil/water) SOIL Level:(low/med) LOW Column:(pack/cap) CAP

m/e	ION ABUNDANCE CRITERIA	% RELATIVE ABUNDANCE
50	15.0 - 40.0% of mass 95	26.9
75	30.0 - 60.0% of mass 95	48.3
95	Base Peak, 100% relative abundance	100.0
96	5.0 - 9.0% of mass 95	7.6
173	Less than 2.0% of mass 174	0.0 (0.0)1
174	50.0 - 100.0% of mass 95	76.2
175	5.0 - 9.0% of mass 174	5.4 (7.2)1
176	Greater than 95.0%, but less than 101.0% of mass 174	73.3 (96.2)1
177	5.0 - 9.0% of mass 176	4.6 (6.3)2

1-Value is % of mass 174 2-Value is % of mass 176

THIS TUNE APPLIES TO THE FOLLOWING SAMPLES, MS, MSD, BLANKS, AND STANDARDS:

	EPA SAMPLE NO.	LAB SAMPLE ID	LAB FILE ID	DATE ANALYZED	TIME ANALYZED
01	VSTD050	250NG-A9CC	UX80354	10/12/09	2005
02	VSTD050	250NG-CC	UX80355	10/12/09	2027
03	LMHX1CHK	LMHX11AC	UX80356	10/12/09	2049
04	LMHX1CKDUP	LMHX11AD	UX80357	10/12/09	2111
05	LMHX1BLK	LMHX11AA	UX80358	10/12/09	2134
06	SD-11-SS	LLXM01AA	UX80361	10/12/09	2240
07	SD-11-01	LLXM21AA	UX80362	10/12/09	2302
08	SD-11-02	LLXM31AA	UX80363	10/12/09	2325
09	SD-09-SS	LLXM81AA	UX80364	10/12/09	2347
10	SD-09-01	LLXM91AA	UX80365	10/13/09	0009
11	SD-09-02	LLXNA1AA	UX80366	10/13/09	0031
12	SD-09-SS	LLXNC1AA	UX80367	10/13/09	0054
13	SD-15-SS	LLXND1AA	UX80368	10/13/09	0116
14	SD-15-01	LLXNG1AA	UX80369	10/13/09	0138
15	SD-15-01 MS	LLXNG1A2	UX80370	10/13/09	0200
16	SD-15-01 MSD	LLXNG1A3	UX80371	10/13/09	0223
17					
18					
19					
20					
21					
22					

Data File: \\cansvr11\dd\chem\MSV\a3ux8a.i\M91012A.b\UX80355.D
Report Date: 12-Oct-2009 20:45

TestAmerica North Canton

CONTINUING CALIBRATION COMPOUNDS

Instrument ID: a3ux8a.i Injection Date: 12-OCT-2009 20:27
Lab File ID: UX80355.D Init. Cal. Date(s): 02-SEP-2009 03-SEP-2009
Analysis Type: SOIL Init. Cal. Times: 19:55 01:02
Lab Sample ID: 250NG-CC Quant Type: ISTD
Method: \\cansvr11\dd\chem\MSV\a3ux8a.i\M91012A.b\8260SUX8.m

COMPOUND	RRF / AMOUNT	RF250	CCAL RRF250	MIN RRF	%D / %DRIFT	MAX %D / %DRIFT	CURVE TYPE	
$ 4 Dibromofluoromethane	0.19200	0.17755	0.17755	0.010	7.52590	50.00000	Averaged	
$ 5 1,2-Dichloroethane-d4	0.27484	0.22632	0.22632	0.010	17.65120	50.00000	Averaged	
$ 6 Toluene-d8	0.76618	0.71043	0.71043	0.010	7.27644	50.00000	Averaged	
$ 7 Bromofluorobenzene	0.39291	0.37367	0.37367	0.010	4.89661	50.00000	Averaged	
8 Dichlorodifluoromethane	0.13835	0.15690	0.15690	0.010	-13.40503	50.00000	Averaged	
9 Chloromethane	0.33972	0.25041	0.25041	0.100	26.28755	50.00000	Averaged	
10 Vinyl Chloride	0.20193	0.16213	0.16213	0.010	19.71038	20.00000	Averaged	
11 Bromomethane	0.08901	0.07402	0.07402	0.010	16.84969	50.00000	Averaged	
12 Chloroethane	0.09952	0.08547	0.08547	0.010	14.11369	50.00000	Averaged	
13 Trichlorofluoromethane	0.19469	0.16721	0.16721	0.010	14.11542	50.00000	Averaged	
15 Acrolein	0.04480	0.02685	0.02685	0.010	40.06068	50.00000	Averaged	
16 Acetone	500	423	0.11619	0.010	15.40214	0.000e+000	Wt Linear	
17 1,1-Dichloroethene	0.17450	0.15639	0.15639	0.010	10.38016	20.00000	Averaged	
18 Freon-113	0.11296	0.12378	0.12378	0.010	-9.57297	50.00000	Averaged	
19 Iodomethane	0.29413	0.29412	0.29412	0.010	0.00296	50.00000	Averaged	
20 Carbon Disulfide	0.47661	0.44119	0.44119	0.010	7.43194	50.00000	Averaged	
21 Methylene Chloride	250	239	0.20907	0.010	4.24901	0.000e+000	Wt Linear	
22 Acetonitrile	0.05473	0.04102	0.04102	0.010	25.04740	50.00000	Averaged	
23 Acrylonitrile	0.14014	0.11205	0.11205	0.010	20.04166	50.00000	Averaged	
24 Methyl tert-butyl ether	0.65577	0.61007	0.61007	0.010	6.96874	50.00000	Averaged	
25 trans-1,2-Dichloroethene	0.20563	0.20578	0.20578	0.010	-0.07286	50.00000	Averaged	
26 Hexane	0.04755	0.05540	0.05540	0.010	-16.51545	20.00000	Averaged	
27 Vinyl acetate	0.69263	0.43342	0.43342	0.010	37.42479	50.00000	Averaged	
153 Vinyl Acetate-86	0.04602	0.03140	0.03140	0.010	31.75731	50.00000	Averaged	
28 1,1-Dichloroethane	0.41519	0.40420	0.40420	0.100	2.64484	50.00000	Averaged	
29 tert-Butyl Alcohol	0.03088	0.02827	0.02827	0.010	8.45189	50.00000	Averaged	
30 2-Butanone	0.22101	0.16193	0.16193	0.010	26.73222	50.00000	Averaged	
M 31 1,2-Dichloroethene (total)	0.21922	0.22147	0.22147	0.010	-1.02690	50.00000	Averaged	
32 cis-1,2-dichloroethene	0.23281	0.23717	0.23717	0.010	-1.86926	50.00000	Averaged	
33 2,2-Dichloropropane	0.16849	0.17285	0.17285	0.010	-2.59056	50.00000	Averaged	
34 Bromochloromethane	0.11462	0.12084	0.12084	0.010	-5.42375	50.00000	Averaged	
35 Chloroform	0.34287	0.35371	0.35371	0.010	-3.15955	20.00000	Averaged	
36 Tetrahydrofuran	0.13632	0.11553	0.11553	0.010	15.25652	50.00000	Averaged	
37 1,1,1-Trichloroethane	0.26307	0.27980	0.27980	0.010	-6.36019	50.00000	Averaged	
38 1,1-Dichloropropene	0.24461	0.27748	0.27748	0.010	-13.43443	50.00000	Averaged	
39 Carbon Tetrachloride	0.24262	0.26739	0.26739	0.010	-10.20639	50.00000	Averaged	
40 1,2-Dichloroethane	0.36010	0.34465	0.34465	0.010	4.29089	50.00000	Averaged	
41 Benzene	0.81616	0.82684	0.82684	0.010	-1.30828	50.00000	Averaged	
42 Trichloroethene	0.21286	0.23998	0.23998	0.010	-12.73968	50.00000	Averaged	
43 1,2-Dichloropropane	0.23823	0.23420	0.23420	0.010	1.69072	20.00000	Averaged	
44 1,4-Dioxane	0.00259	0.00250	0.00250	0.010	3.75415	50.00000	Averaged	<-
45 Dibromomethane	0.11776	0.12603	0.12603	0.010	-7.02717	50.00000	Averaged	
46 Bromodichloromethane	0.24087	0.24965	0.24965	0.010	-3.64431	50.00000	Averaged	

Data File: \\cansvr11\dd\chem\MSV\a3ux8a.i\M91012A.b\UX80355.D
Report Date: 12-Oct-2009 20:45

TestAmerica North Canton

CONTINUING CALIBRATION COMPOUNDS

Instrument ID: a3ux8a.i Injection Date: 12-OCT-2009 20:27
Lab File ID: UX80355.D Init. Cal. Date(s): 02-SEP-2009 03-SEP-2009
Analysis Type: SOIL Init. Cal. Times: 19:55 01:02
Lab Sample ID: 250NG-CC Quant Type: ISTD
Method: \\cansvr11\dd\chem\MSV\a3ux8a.i\M91012A.b\8260SUX8.m

COMPOUND	RRF / AMOUNT	RF250	CCAL RRF250	MIN RRF	%D / %DRIFT	MAX %D / %DRIFT	CURVE TYPE	
47 2-Chloroethyl vinyl ether	0.07125	0.13213	0.13213	0.010	-85.44804	50.00000	Averaged	<-
48 cis-1,3-Dichloropropene	0.29804	0.30956	0.30956	0.010	-3.86483	50.00000	Averaged	
49 4-Methyl-2-pentanone	0.39481	0.32522	0.32522	0.010	17.62676	50.00000	Averaged	
50 Toluene	1.16385	1.20508	1.20508	0.010	-3.54294	20.00000	Averaged	
51 trans-1,3-Dichloropropene	0.35584	0.37824	0.37824	0.010	-6.29536	50.00000	Averaged	
52 Ethyl Methacrylate	0.37152	0.37880	0.37880	0.010	-1.96038	50.00000	Averaged	
53 1,1,2-Trichloroethane	0.24775	0.25073	0.25073	0.010	-1.19949	50.00000	Averaged	
54 1,3-Dichloropropane	0.44202	0.43657	0.43657	0.010	1.23162	50.00000	Averaged	
55 Tetrachloroethene	0.20863	0.24583	0.24583	0.010	-17.82679	50.00000	Averaged	
56 2-Hexanone	0.37082	0.30745	0.30745	0.010	17.08762	50.00000	Averaged	
57 Dibromochloromethane	0.25121	0.27987	0.27987	0.010	-11.40589	50.00000	Averaged	
58 1,2-Dibromoethane	0.24551	0.25996	0.25996	0.010	-5.88481	50.00000	Averaged	
59 Chlorobenzene	0.78408	0.82432	0.82432	0.300	-5.13206	50.00000	Averaged	
60 1,1,1,2-Tetrachloroethane	0.26706	0.29167	0.29167	0.010	-9.21445	50.00000	Averaged	
61 Ethylbenzene	0.41361	0.45069	0.45069	0.010	-8.96486	20.00000	Averaged	
62 m + p-Xylene	0.50293	0.55106	0.55106	0.010	-9.56978	50.00000	Averaged	
M 63 Xylenes (total)	0.50044	0.54693	0.54693	0.010	-9.28959	50.00000	Averaged	
64 Xylene-o	0.49547	0.53867	0.53867	0.010	-8.72045	50.00000	Averaged	
65 Styrene	0.81086	0.87440	0.87440	0.010	-7.83584	50.00000	Averaged	
66 Bromoform	0.14775	0.16009	0.16009	0.100	-8.35354	50.00000	Averaged	
67 Isopropylbenzene	1.22366	1.40255	1.40255	0.010	-14.61964	50.00000	Averaged	
68 1,1,2,2-Tetrachloroethane	0.65344	0.63086	0.63086	0.300	3.45619	50.00000	Averaged	
69 1,4-Dichloro-2-butene	0.29067	0.28804	0.28804	0.010	0.90342	50.00000	Averaged	
70 1,2,3-Trichloropropane	0.20667	0.20223	0.20223	0.010	2.15047	50.00000	Averaged	
71 Bromobenzene	0.63885	0.67664	0.67664	0.010	-5.91459	50.00000	Averaged	
72 n-Propylbenzene	0.66105	0.77035	0.77035	0.010	-16.53441	50.00000	Averaged	
73 2-Chlorotoluene	0.60716	0.67242	0.67242	0.010	-10.74901	50.00000	Averaged	
74 1,3,5-Trimethylbenzene	1.99776	2.26889	2.26889	0.010	-13.57218	50.00000	Averaged	
75 4-Chlorotoluene	0.62105	0.69746	0.69746	0.010	-12.30463	50.00000	Averaged	
76 tert-Butylbenzene	1.75145	1.99288	1.99288	0.010	-13.78405	50.00000	Averaged	
77 1,2,4-Trimethylbenzene	2.02641	2.30445	2.30445	0.010	-13.72099	50.00000	Averaged	
78 sec-Butylbenzene	2.45730	2.86121	2.86121	0.010	-16.43727	50.00000	Averaged	
79 4-Isopropyltoluene	250	257	2.36990	0.010	-2.80358	0.000e+000	Wt Linear	
80 1,3-Dichlorobenzene	1.21416	1.30237	1.30237	0.010	-7.26543	50.00000	Averaged	
81 1,4-Dichlorobenzene	1.28255	1.31059	1.31059	0.010	-2.18611	50.00000	Averaged	
82 n-Butylbenzene	1.68436	1.97494	1.97494	0.010	-17.25194	50.00000	Averaged	
83 1,2-Dichlorobenzene	1.15420	1.21137	1.21137	0.010	-4.95307	50.00000	Averaged	
84 1,2-Dibromo-3-chloropropane	0.11719	0.11734	0.11734	0.010	-0.12471	50.00000	Averaged	
85 1,2,4-Trichlorobenzene	0.64274	0.69746	0.69746	0.010	-8.51377	50.00000	Averaged	
86 Hexachlorobutadiene	0.28802	0.32242	0.32242	0.010	-11.94288	50.00000	Averaged	
87 Naphthalene	1.92790	1.89757	1.89757	0.010	1.57341	50.00000	Averaged	
88 1,2,3-Trichlorobenzene	0.60175	0.63658	0.63658	0.010	-5.78759	50.00000	Averaged	
98 Cyclohexane	0.52042	0.48425	0.48425	0.010	6.94964	50.00000	Averaged	

Data File: \\cansvr11\dd\chem\MSV\a3ux8a.i\M91012A.b\UX80355.D
Report Date: 12-Oct-2009 20:45

TestAmerica North Canton

CONTINUING CALIBRATION COMPOUNDS

Instrument ID: a3ux8a.i Injection Date: 12-OCT-2009 20:27
Lab File ID: UX80355.D Init. Cal. Date(s): 02-SEP-2009 03-SEP-2009
Analysis Type: SOIL Init. Cal. Times: 19:55 01:02
Lab Sample ID: 250NG-CC Quant Type: ISTD
Method: \\cansvr11\dd\chem\MSV\a3ux8a.i\M91012A.b\8260SUX8.m

COMPOUND	RRF / AMOUNT	RF250	CCAL RRF250	MIN RRF	%D / %DRIFT	MAX %D / %DRIFT	CURVE TYPE
143 Methyl Acetate	0.35449	0.30371	0.30371	0.010	14.32441	50.00000	Averaged
144 Methylcyclohexane	0.39636	0.41289	0.41289	0.010	-4.16864	50.00000	Averaged
141 1,3,5-Trichlorobenzene	0.73146	0.81596	0.81596	0.010	-11.55311	50.00000	Averaged

SW846 8260B METHOD BLANK SUMMARY

BLANK WORKORDER NO.: LMHX11AA

Lab Name: TestAmerica Laboratories, Inc.

Lab Code: TALPIT

SDG Number:

Lab File ID: UX80358.D

Lot Number: C9J020291

Date Analyzed: 10/12/09

Time Analyzed: 21:34

Matrix: SOLID

Date Extracted:10/12/09

GC Column: DB 624 ID: .18

Extraction Method: 5030B

Instrument ID: UX8

Level:(low/med) LOW

THIS METHOD BLANK APPLIES TO THE FOLLOWING SAMPLES, LCS, LCSD, MS , MSD:

	CLIENT ID.	SAMPLE WORK ORDER #	LAB FILE ID	DATE ANALYZED	TIME ANALYZED
01	SD-11-SS	LLXM01AA	UX80361.D	10/12/09	22:40
02	SD-11-01	LLXM21AA	UX80362.D	10/12/09	23:02
03	SD-11-02	LLXM31AA	UX80363.D	10/12/09	23:25
04	SD-09-SS	LLXM81AA	UX80364.D	10/12/09	23:47
05	SD-09-01	LLXM91AA	UX80365.D	10/13/09	00:09
06	SD-09-02	LLXNA1AA	UX80366.D	10/13/09	00:31
07	SD-09-SS	LLXNC1AA	UX80367.D	10/13/09	00:54
08	SD-15-SS	LLXND1AA	UX80368.D	10/13/09	01:16
09	SD-15-01	LLXNG1AA	UX80369.D	10/13/09	01:38
10	SD-15-01	LLXNG1A2 S	UX80370.D	10/13/09	02:00
11	SD-15-01	LLXNG1A3 D	UX80371.D	10/13/09	02:23
12	CHECK SAMPLE	LMHX11AC C	UX80356.D	10/12/09	20:49
13	DUPLICATE CHECK	LMHX11AD L	UX80357.D	10/12/09	21:11
14					
15					
16					
17					
18					
19					
20					
21					
22					
23					
24					
25					
26					
27					
28					
29					
30					

COMMENTS:

FORM IV

METHOD BLANK REPORT

GC/MS Volatiles

Client Lot #...: C9J020291 **Work Order #...:** LMHX11AA **Matrix.....:** SOLID
MB Lot-Sample #: A9J130000-531

Prep Date.....: 10/12/09 **Analysis Time..:** 21:34
Analysis Date..: 10/12/09 **Prep Batch #...:** 9286531 **Final Wgt/Vol..:** 5 mL
Dilution Factor: 1 **Initial Wgt/Vol:** 5 g **Instrument ID..:** UX8
Analyst ID.....: 402279

PARAMETER	RESULT	REPORTING LIMIT	UNITS	METHOD
Benzene	ND	5.0	ug/kg	SW846 8260B
2-Butanone	ND	20	ug/kg	SW846 8260B
Carbon tetrachloride	ND	5.0	ug/kg	SW846 8260B
Chlorobenzene	ND	5.0	ug/kg	SW846 8260B
Chloroform	ND	5.0	ug/kg	SW846 8260B
1,2-Dichloroethane	ND	5.0	ug/kg	SW846 8260B
1,1-Dichloroethene	ND	5.0	ug/kg	SW846 8260B
Tetrachloroethene	ND	5.0	ug/kg	SW846 8260B
Trichloroethene	ND	5.0	ug/kg	SW846 8260B
Vinyl chloride	ND	5.0	ug/kg	SW846 8260B
Ethylbenzene	ND	5.0	ug/kg	SW846 8260B
Toluene	ND	5.0	ug/kg	SW846 8260B
Methyl tert-butyl ether	ND	20	ug/kg	SW846 8260B
Acetone	ND	20	ug/kg	SW846 8260B
Bromobenzene	ND	5.0	ug/kg	SW846 8260B
Bromochloromethane	ND	5.0	ug/kg	SW846 8260B
Bromodichloromethane	ND	5.0	ug/kg	SW846 8260B
Bromoform	ND	5.0	ug/kg	SW846 8260B
Bromomethane	ND	5.0	ug/kg	SW846 8260B
n-Butylbenzene	ND	5.0	ug/kg	SW846 8260B
sec-Butylbenzene	ND	5.0	ug/kg	SW846 8260B
tert-Butylbenzene	ND	5.0	ug/kg	SW846 8260B
Carbon disulfide	ND	5.0	ug/kg	SW846 8260B
Dibromochloromethane	ND	5.0	ug/kg	SW846 8260B
1,2-Dibromo-3-chloro-propane	ND	10	ug/kg	SW846 8260B
Chloroethane	ND	5.0	ug/kg	SW846 8260B
2-Chloroethyl vinyl ether	ND	50	ug/kg	SW846 8260B
Chloromethane	ND	5.0	ug/kg	SW846 8260B
2-Chlorotoluene	ND	5.0	ug/kg	SW846 8260B
4-Chlorotoluene	ND	5.0	ug/kg	SW846 8260B
1,2-Dibromoethane	ND	5.0	ug/kg	SW846 8260B
Dibromomethane	ND	5.0	ug/kg	SW846 8260B
1,2-Dichlorobenzene	ND	5.0	ug/kg	SW846 8260B
1,3-Dichlorobenzene	ND	5.0	ug/kg	SW846 8260B
1,4-Dichlorobenzene	ND	5.0	ug/kg	SW846 8260B
Dichlorodifluoromethane	ND	5.0	ug/kg	SW846 8260B
1,1-Dichloroethane	ND	5.0	ug/kg	SW846 8260B
cis-1,2-Dichloroethene	ND	5.0	ug/kg	SW846 8260B
trans-1,2-Dichloroethene	ND	5.0	ug/kg	SW846 8260B

(Continued on next page)

METHOD BLANK REPORT

GC/MS Volatiles

Client Lot #...: C9J020291 **Work Order #...:** LMHX11AA **Matrix.....:** SOLID

PARAMETER	RESULT	REPORTING LIMIT	UNITS	METHOD
1,2-Dichloropropane	ND	5.0	ug/kg	SW846 8260B
1,3-Dichloropropane	ND	5.0	ug/kg	SW846 8260B
2,2-Dichloropropane	ND	5.0	ug/kg	SW846 8260B
1,1-Dichloropropene	ND	5.0	ug/kg	SW846 8260B
cis-1,3-Dichloropropene	ND	5.0	ug/kg	SW846 8260B
trans-1,3-Dichloropropene	ND	5.0	ug/kg	SW846 8260B
Trichlorofluoromethane	ND	5.0	ug/kg	SW846 8260B
Hexachlorobutadiene	ND	5.0	ug/kg	SW846 8260B
2-Hexanone	ND	20	ug/kg	SW846 8260B
Isopropylbenzene	ND	5.0	ug/kg	SW846 8260B
p-Isopropyltoluene	ND	5.0	ug/kg	SW846 8260B
tert-Butyl alcohol	ND	200	ug/kg	SW846 8260B
Methylene chloride	ND	5.0	ug/kg	SW846 8260B
4-Methyl-2-pentanone	ND	20	ug/kg	SW846 8260B
Naphthalene	**0.44 J**	**5.0**	**ug/kg**	**SW846 8260B**
n-Propylbenzene	ND	5.0	ug/kg	SW846 8260B
Styrene	ND	5.0	ug/kg	SW846 8260B
1,1,1,2-Tetrachloroethane	ND	5.0	ug/kg	SW846 8260B
1,1,2,2-Tetrachloroethane	ND	5.0	ug/kg	SW846 8260B
1,2,3-Trichlorobenzene	ND	5.0	ug/kg	SW846 8260B
1,2,4-Trichloro-benzene	**0.30 J**	**5.0**	**ug/kg**	**SW846 8260B**
1,1,1-Trichloroethane	ND	5.0	ug/kg	SW846 8260B
1,1,2-Trichloroethane	ND	5.0	ug/kg	SW846 8260B
1,2,3-Trichloropropane	ND	5.0	ug/kg	SW846 8260B
Freon 113	ND	5.0	ug/kg	SW846 8260B
1,2,4-Trimethylbenzene	ND	5.0	ug/kg	SW846 8260B
Vinyl acetate	ND	10	ug/kg	SW846 8260B
o-Xylene	ND	5.0	ug/kg	SW846 8260B
m-Xylene & p-Xylene	ND	10	ug/kg	SW846 8260B
1,2,3-Trimethylbenzene	ND	5.0	ug/kg	SW846 8260B
Diisopropyl Ether (DIPE)	ND	10	ug/kg	SW846 8260B
Ethyl-t-Butyl Ether (ETBE	ND	5.0	ug/kg	SW846 8260B
Tert-amyl methyl ether (T	ND	5.0	ug/kg	SW846 8260B

SURROGATE	PERCENT RECOVERY	RECOVERY LIMITS
Dibromofluoromethane	92	(59 - 138)
1,2-Dichloroethane-d4	84	(61 - 130)
Toluene-d8	94	(60 - 143)
4-Bromofluorobenzene	95	(47 - 158)

NOTE(S):

Calculations are performed before rounding to avoid round-off errors in calculated results.

J Estimated result. Result is less than RL.

5A

VOLATILE ORGANIC GC/MS TUNING AND MASS CALIBRATION - BROMOFLUOROBENZENE (BFB)

Lab Name: NORTH CANTON Contract:

Lab Code: TALCAN Case No.: SAS No.: SDG No.: C9J020291

Lab File ID: BFB14229 BFB Injection Date: 09/25/09

Instrument ID: A3UX14 BFB Injection Time: 1321

Matrix:(soil/water) SOIL Level:(low/med) LOW Column:(pack/cap) CAP

m/e	ION ABUNDANCE CRITERIA	% RELATIVE ABUNDANCE
50	15.0 - 40.0% of mass 95	17.4
75	30.0 - 60.0% of mass 95	39.8
95	Base Peak, 100% relative abundance	100.0
96	5.0 - 9.0% of mass 95	6.8
173	Less than 2.0% of mass 174	0.0 (0.0)1
174	50.0 - 120.0% of mass 95	88.2
175	5.0 - 9.0% of mass 174	6.6 (7.5)1
176	Greater than 95.0%, but less than 101.0% of mass 174	88.2 (100.1)1
177	5.0 - 9.0% of mass 176	5.8 (6.5)2

1-Value is % of mass 174 2-Value is % of mass 176

THIS TUNE APPLIES TO THE FOLLOWING SAMPLES, MS, MSD, BLANKS, AND STANDARDS:

	EPA SAMPLE NO.	LAB SAMPLE ID	LAB FILE ID	DATE ANALYZED	TIME ANALYZED
01	VSTD200	1000NG-IC	145468	09/25/09	1403
02	VSTD100	500NG-IC	145469	09/25/09	1425
03	VSTD050	250NG-IC	145470	09/25/09	1447
04	VSTD020	100NG-IC	145471	09/25/09	1509
05	VSTD010	50NG-IC	145472	09/25/09	1531
06	VSTD005	25NG-IC	145473	09/25/09	1553
07	VSTD002	10NG-IC	145474	09/25/09	1615
08	VSTD001	5NG-IC	145475	09/25/09	1637
09	VSTD200	1000NG-A9IC	145477	09/25/09	1720
10	VSTD100	500NG-A9IC	145478	09/25/09	1742
11	VSTD050	250NG-A9IC	145479	09/25/09	1804
12	VSTD020	100NG-A9IC	145480	09/25/09	1826
13	VSTD010	50NG-A9IC	145481	09/25/09	1848
14	VSTD005	25NG-A9IC	145482	09/25/09	1909
15	VSTD002	10NG-A9IC	145483	09/25/09	1931
16	VSTD001	5NG-A9IC	145484	09/25/09	1953
17					
18					
19					
20					
21					
22					

Report Date : 28-Sep-2009 10:53

TestAmerica North Canton

INITIAL CALIBRATION DATA

Start Cal Date : 25-SEP-2009 14:03
End Cal Date : 25-SEP-2009 19:53
Quant Method : ISTD
Origin : Disabled
Target Version : 4.14
Integrator : HP RTE
Method file : \\cansvr11\dd\chem\MSV\a3ux14.i\R90925B-IC.b\8260SUX14.m
Last Edit : 28-Sep-2009 10:53 a3ux14.i
Curve Type : Average

Calibration File Names:
Level 1: \\cansvr11\dd\chem\MSV\a3ux14.i\R90925B-IC.b\145484.D
Level 2: \\cansvr11\dd\chem\MSV\a3ux14.i\R90925B-IC.b\145483.D
Level 3: \\cansvr11\dd\chem\MSV\a3ux14.i\R90925B-IC.b\145482.D
Level 4: \\cansvr11\dd\chem\MSV\a3ux14.i\R90925B-IC.b\145481.D
Level 5: \\cansvr11\dd\chem\MSV\a3ux14.i\R90925B-IC.b\145480.D
Level 6: \\cansvr11\dd\chem\MSV\a3ux14.i\R90925B-IC.b\145479.D
Level 7: \\cansvr11\dd\chem\MSV\a3ux14.i\R90925B-IC.b\145478.D
Level 8: \\cansvr11\dd\chem\MSV\a3ux14.i\R90925B-IC.b\145477.D

Compound	5.000 Level 1	10.000 Level 2	25.000 Level 3	50.000 Level 4	100.000 Level 5	250.000 Level 6	RRF	% RSD
	500.000 Level 7	1000.000 Level 8						
8 Dichlorodifluoromethane	0.19079	0.17944	0.17637	0.16939	0.16960	0.15696		
	0.15071	0.15280					0.16826	8.334
9 Chloromethane	0.26432	0.28500	0.26339	0.24070	0.25006	0.23488		
	0.22785	0.21224					0.24730	9.399
10 Vinyl Chloride	0.26167	0.27039	0.24415	0.24147	0.25560	0.23088		
	0.22524	0.21857					0.24349	7.474
11 Bromomethane	+++++	0.10748	0.09147	0.08864	0.08238	0.07471		
	0.07483	0.07608					0.08508	14.042
12 Chloroethane	0.11817	0.12598	0.11174	0.11223	0.10630	0.10489		
	0.10552	0.10673					0.11144	6.646
13 Trichlorofluoromethane	0.18722	0.20831	0.19115	0.18787	0.17862	0.17887		
	0.18069	0.19241					0.18814	5.190
14 Dichlorofluoromethane	0.31691	0.27318	0.30175	0.28992	0.27859	0.28399		
	0.27813	0.27529					0.28722	5.274
15 Acrolein	0.02366	0.02486	0.02354	0.02164	0.02363	0.02477		
	0.02404	0.02325					0.02367	4.240

Report Date : 28-Sep-2009 10:53

TestAmerica North Canton

INITIAL CALIBRATION DATA

Start Cal Date : 25-SEP-2009 14:03
End Cal Date : 25-SEP-2009 19:53
Quant Method : ISTD
Origin : Disabled
Target Version : 4.14
Integrator : HP RTE
Method file : \\cansvr11\dd\chem\MSV\a3ux14.i\R90925B-IC.b\8260SUX14.m
Last Edit : 28-Sep-2009 10:53 a3ux14.i
Curve Type : Average

Compound	5.000 Level 1	10.000 Level 2	25.000 Level 3	50.000 Level 4	100.000 Level 5	250.000 Level 6	RRF	% RSD
	500.000 Level 7	1000.000 Level 8						
16 Acetone	+++++	+++++	0.13098	0.09093	0.08185	0.06884		
	0.06660	0.05940					0.08310	31.344
17 1,1-Dichloroethene	0.24567	0.23618	0.22320	0.23500	0.22439	0.23726		
	0.21925	0.21961					0.23007	4.229
18 Freon-113	0.16667	0.16329	0.16167	0.15903	0.15552	0.15319		
	0.14596	0.14909					0.15680	4.572
19 Iodomethane	0.41932	0.39920	0.38751	0.38098	0.37682	0.38321		
	0.38426	0.38444					0.38947	3.517
20 Carbon Disulfide	0.80314	0.78899	0.75169	0.76244	0.74711	0.76145		
	0.76992	0.77517					0.76999	2.442
21 Methylene Chloride	+++++	+++++	0.49124	0.36463	0.30387	0.27509		
	0.26296	0.25505					0.32547	27.783
22 Acetonitrile	+++++	0.02957	0.02526	0.02183	0.02416	0.02300		
	0.02327	0.02178					0.02412	11.189
23 Acrylonitrile	0.07434	0.07850	0.07223	0.06543	0.07484	0.07558		
	0.07518	0.07163					0.07347	5.267
24 Methyl tert-butyl ether	0.49101	0.50702	0.51243	0.52033	0.56849	0.62112		
	0.62388	0.61473					0.55738	10.111
25 trans-1,2-Dichloroethene	0.28920	0.28525	0.25089	0.26926	0.25988	0.26906		
	0.26859	0.26962					0.27022	4.580
26 Hexane	0.06687	0.07143	0.06578	0.06351	0.06742	0.07041		
	0.06983	0.07103					0.06829	4.147

Report Date : 28-Sep-2009 10:53

TestAmerica North Canton

INITIAL CALIBRATION DATA

Start Cal Date : 25-SEP-2009 14:03
End Cal Date : 25-SEP-2009 19:53
Quant Method : ISTD
Origin : Disabled
Target Version : 4.14
Integrator : HP RTE
Method file : \\cansvr11\dd\chem\MSV\a3ux14.i\R90925B-IC.b\8260SUX14.m
Last Edit : 28-Sep-2009 10:53 a3ux14.i
Curve Type : Average

Compound	5.000 Level 1	10.000 Level 2	25.000 Level 3	50.000 Level 4	100.000 Level 5	250.000 Level 6	RRF	% RSD
	500.000 Level 7	1000.000 Level 8						
27 Vinyl acetate	0.26595	0.29582	0.30239	0.31321	0.37067	0.42846		
	0.43805	0.44218					0.35709	20.097
154 Vinyl Acetate**2nd**	0.02601	0.03175	0.02948	0.03112	0.03772	0.04111		
	0.04263	0.04300					0.03535	18.607
28 1,1-Dichloroethane	0.46176	0.44337	0.43985	0.44972	0.44109	0.45346		
	0.45022	0.45518					0.44933	1.683
29 tert-Butyl Alcohol	0.01614	0.01637	0.01644	0.01467	0.01799	0.01895		
	0.02098	0.01844					0.01750	11.347
30 2-Butanone	0.12129	0.10957	0.10203	0.08556	0.09911	0.09777		
	0.09772	0.09333					0.10080	10.658
M 31 1,2-Dichloroethene (total)	0.27653	0.28295	0.25741	0.26706	0.26253	0.27250		
	0.27348	0.27398					0.27081	3.001
32 cis-1,2-dichloroethene	0.26385	0.28066	0.26393	0.26487	0.26519	0.27594		
	0.27836	0.27833					0.27139	2.774
33 2,2-Dichloropropane	0.21879	0.21396	0.20776	0.22091	0.22053	0.21879		
	0.21712	0.21373					0.21645	2.045
34 Bromochloromethane	0.12701	0.12279	0.11972	0.12018	0.12222	0.12626		
	0.12381	0.12252					0.12306	2.104
35 Chloroform	0.41711	0.39906	0.38480	0.39306	0.38307	0.39349		
	0.39139	0.39424					0.39453	2.657
36 Tetrahydrofuran	0.06987	0.06608	0.05969	0.05333	0.06210	0.06462		
	0.06549	0.06078					0.06274	7.974

Report Date : 28-Sep-2009 10:53

TestAmerica North Canton

INITIAL CALIBRATION DATA

Start Cal Date : 25-SEP-2009 14:03
End Cal Date : 25-SEP-2009 19:53
Quant Method : ISTD
Origin : Disabled
Target Version : 4.14
Integrator : HP RTE
Method file : \\cansvr11\dd\chem\MSV\a3ux14.i\R90925B-IC.b\8260SUX14.m
Last Edit : 28-Sep-2009 10:53 a3ux14.i
Curve Type : Average

Compound	5.000 Level 1	10.000 Level 2	25.000 Level 3	50.000 Level 4	100.000 Level 5	250.000 Level 6	RRF	% RSD
	500.000 Level 7	1000.000 Level 8						
37 1,1,1-Trichloroethane	0.26999	0.28626	0.27590	0.28447	0.27747	0.28105		
	0.28282	0.27970					0.27971	1.868
38 1,1-Dichloropropene	0.28029	0.28502	0.30513	0.31737	0.32189	0.33752		
	0.33708	0.34490					0.31615	7.685
39 Carbon Tetrachloride	0.25246	0.24948	0.23187	0.24605	0.24144	0.24462		
	0.25048	0.25078					0.24590	2.746
40 1,2-Dichloroethane	0.28959	0.28244	0.27407	0.26472	0.26891	0.27239		
	0.26961	0.26425					0.27325	3.210
41 Benzene	1.03197	1.07905	1.03381	1.03799	1.03461	1.04350		
	1.05437	1.06614					1.04768	1.650
42 Trichloroethene	0.29199	0.28163	0.26118	0.25896	0.27011	0.26965		
	0.26782	0.27061					0.27149	3.952
43 1,2-Dichloropropane	0.24273	0.22721	0.24204	0.23118	0.24145	0.24171		
	0.24282	0.23858					0.23846	2.502
44 1,4-Dioxane	+++++	0.00131	0.00168	0.00132	0.00178	0.00175		
	0.00190	0.00170					0.00163	13.974 <-
45 Dibromomethane	0.11637	0.12110	0.11735	0.11096	0.11739	0.11269		
	0.11407	0.11182					0.11522	2.981
46 Bromodichloromethane	0.23975	0.22813	0.23149	0.23186	0.24484	0.24452		
	0.25362	0.25299					0.24090	4.065
47 2-Chloroethyl vinyl ether	0.04911	0.05775	0.06390	0.06251	0.08618	0.08992		
	0.09614	0.09809					0.07545	25.412

Report Date : 28-Sep-2009 10:53

TestAmerica North Canton

INITIAL CALIBRATION DATA

Start Cal Date : 25-SEP-2009 14:03
End Cal Date : 25-SEP-2009 19:53
Quant Method : ISTD
Origin : Disabled
Target Version : 4.14
Integrator : HP RTE
Method file : \\cansvr11\dd\chem\MSV\a3ux14.i\R90925B-IC.b\8260SUX14.m
Last Edit : 28-Sep-2009 10:53 a3ux14.i
Curve Type : Average

Compound	5.000 Level 1	10.000 Level 2	25.000 Level 3	50.000 Level 4	100.000 Level 5	250.000 Level 6	RRF	% RSD
	500.000 Level 7	1000.000 Level 8						
48 cis-1,3-Dichloropropene	0.26083	0.24757	0.28601	0.29605	0.32571	0.33333		
	0.34330	0.34257					0.30442	12.290
49 4-Methyl-2-pentanone	+++++	+++++	0.22500	0.23140	0.28418	0.31332		
	0.31756	0.29775					0.27820	14.574
50 Toluene	1.65180	1.54763	1.57476	1.60087	1.57084	1.67409		
	1.67539	1.69484					1.62378	3.496
51 trans-1,3-Dichloropropene	0.33130	0.32548	0.35132	0.37152	0.39853	0.43679		
	0.45113	0.44997					0.38951	13.389
52 Ethyl Methacrylate	0.19085	0.19469	0.24242	0.25330	0.31068	0.36484		
	0.38674	0.37383					0.28967	27.661
53 1,1,2-Trichloroethane	0.26638	0.27395	0.26436	0.26201	0.26955	0.27727		
	0.27252	0.26209					0.26852	2.129
54 1,3-Dichloropropane	0.42033	0.43768	0.44733	0.42927	0.45095	0.46667		
	0.46778	0.45556					0.44695	3.801
55 Tetrachloroethene	0.33108	0.32395	0.32899	0.33193	0.32096	0.33991		
	0.33692	0.33558					0.33116	1.946
56 2-Hexanone	0.13377	0.13469	0.14974	0.14877	0.19296	0.20843		
	0.21302	0.19829					0.17246	19.636
57 Dibromochloromethane	0.23612	0.23859	0.24161	0.24277	0.26452	0.28634		
	0.29705	0.29053					0.26219	9.825
58 1,2-Dibromoethane	0.23014	0.23349	0.24703	0.22851	0.25515	0.26233		
	0.26267	0.25360					0.24661	5.730

Report Date : 28-Sep-2009 10:53

TestAmerica North Canton

INITIAL CALIBRATION DATA

Start Cal Date : 25-SEP-2009 14:03
End Cal Date : 25-SEP-2009 19:53
Quant Method : ISTD
Origin : Disabled
Target Version : 4.14
Integrator : HP RTE
Method file : \\cansvr11\dd\chem\MSV\a3ux14.i\R90925B-IC.b\8260SUX14.m
Last Edit : 28-Sep-2009 10:53 a3ux14.i
Curve Type : Average

	Compound	5.000 Level 1	10.000 Level 2	25.000 Level 3	50.000 Level 4	100.000 Level 5	250.000 Level 6	RRF	% RSD
		500.000 Level 7	1000.000 Level 8						
	59 Chlorobenzene	1.05213	1.00241	0.99224	0.95910	0.96578	0.97916		
		0.98059	0.99168					0.99038	2.898
	60 1,1,1,2-Tetrachloroethane	0.30103	0.27057	0.30736	0.29028	0.30208	0.30950		
		0.31651	0.31524					0.30157	5.007
	61 Ethylbenzene	0.47568	0.46545	0.51588	0.51857	0.53519	0.56060		
		0.56107	0.56503					0.52468	7.338
	62 m + p-Xylene	0.53507	0.54912	0.60857	0.63733	0.66300	0.68012		
		0.69241	0.69044					0.63201	9.860
M	63 Xylenes (total)	0.51622	0.52858	0.58764	0.61814	0.64365	0.66751		
		0.67792	0.67436					0.61425	10.486
	64 Xylene-o	0.47852	0.48749	0.54577	0.57976	0.60495	0.64229		
		0.64893	0.64220					0.57874	11.889
	65 Styrene	+++++	+++++	0.80122	0.84818	0.93020	1.00704		
		1.03758	1.03780					0.94367	10.732
	66 Bromoform	0.16249	0.14654	0.14868	0.15056	0.17316	0.19267		
		0.19987	0.19844					0.17155	13.302
	67 Isopropylbenzene	+++++	1.09248	1.31118	1.41621	1.50066	1.62316		
		1.66738	1.67785					1.46985	14.623
	68 1,1,2,2-Tetrachloroethane	0.55325	0.58711	0.58596	0.54753	0.61337	0.63699		
		0.61802	0.59147					0.59171	5.227
	69 1,4-Dichloro-2-butene	0.14065	0.16106	0.15522	0.15055	0.17249	0.18812		
		0.18648	0.17833					0.16661	10.449

Report Date : 28-Sep-2009 10:53

TestAmerica North Canton

INITIAL CALIBRATION DATA

Start Cal Date : 25-SEP-2009 14:03
End Cal Date : 25-SEP-2009 19:53
Quant Method : ISTD
Origin : Disabled
Target Version : 4.14
Integrator : HP RTE
Method file : \\cansvr11\dd\chem\MSV\a3ux14.i\R90925B-IC.b\8260SUX14.m
Last Edit : 28-Sep-2009 10:53 a3ux14.i
Curve Type : Average

Compound	5.000 Level 1	10.000 Level 2	25.000 Level 3	50.000 Level 4	100.000 Level 5	250.000 Level 6	RRF	% RSD
	500.000 Level 7	1000.000 Level 8						
70 1,2,3-Trichloropropane	0.18599	0.15572	0.16623	0.15727	0.16703	0.16799		
	0.16478	0.15446					0.16493	6.116
71 Bromobenzene	0.79303	0.73879	0.76718	0.78116	0.77265	0.79747		
	0.77299	0.76857					0.77398	2.333
72 n-Propylbenzene	0.64683	0.68949	0.77112	0.83613	0.89255	0.92961		
	0.91060	0.91635					0.82409	13.317
73 2-Chlorotoluene	0.66364	0.60792	0.70934	0.74744	0.75492	0.77494		
	0.74638	0.76489					0.72119	8.042
74 1,3,5-Trimethylbenzene	+++++	1.69293	2.06944	2.26435	2.39913	2.51983		
	2.53201	2.62880					2.30093	14.228
75 4-Chlorotoluene	0.66455	0.63607	0.73748	0.76356	0.76562	0.77255		
	0.75965	0.75851					0.73225	7.119
76 tert-Butylbenzene	+++++	+++++	1.90371	2.00571	2.11286	2.38852		
	2.36245	2.43103					2.20071	10.129
77 1,2,4-Trimethylbenzene	+++++	1.69393	2.08565	2.31141	2.41494	2.54741		
	2.52615	2.59039					2.30998	13.945
78 sec-Butylbenzene	+++++	2.30594	2.78137	3.09405	3.19155	3.42014		
	3.39923	3.53849					3.10440	13.946
79 4-Isopropyltoluene	+++++	+++++	2.10878	2.41083	2.56835	2.76699		
	2.78522	2.89552					2.58928	11.285
80 1,3-Dichlorobenzene	1.47929	1.45539	1.43222	1.41601	1.42810	1.46034		
	1.43537	1.44160					1.44354	1.409

Report Date : 28-Sep-2009 10:53

TestAmerica North Canton

INITIAL CALIBRATION DATA

Start Cal Date : 25-SEP-2009 14:03
End Cal Date : 25-SEP-2009 19:53
Quant Method : ISTD
Origin : Disabled
Target Version : 4.14
Integrator : HP RTE
Method file : \\cansvr11\dd\chem\MSV\a3ux14.i\R90925B-IC.b\8260SUX14.m
Last Edit : 28-Sep-2009 10:53 a3ux14.i
Curve Type : Average

Compound	5.000 Level 1	10.000 Level 2	25.000 Level 3	50.000 Level 4	100.000 Level 5	250.000 Level 6	RRF	% RSD	
	500.000 Level 7	1000.000 Level 8							
81 1,4-Dichlorobenzene	1.77095	1.62153	1.45647	1.46679	1.45485	1.47658			
	1.44324	1.45919					1.51870	7.705	
82 n-Butylbenzene	+++++	+++++	1.82047	2.07650	2.19673	2.40935			
	2.46849	2.58792					2.25991	12.581	
83 1,2-Dichlorobenzene	1.45649	1.33478	1.31478	1.34489	1.35624	1.36287			
	1.34418	1.33794					1.35652	3.162	
84 1,2-Dibromo-3-chloropropane	+++++	0.08462	0.09629	0.09759	0.10087	0.11716			
	0.12340	0.12279					0.10610	14.178	
85 1,2,4-Trichlorobenzene	0.88716	0.81456	0.78731	0.82649	0.89573	0.97323			
	1.00614	1.00038					0.89888	9.614	
86 Hexachlorobutadiene	0.55997	0.55879	0.53924	0.57687	0.56854	0.61001			
	0.60034	0.59692					0.57633	4.223	
87 Naphthalene	1.36445	1.36172	1.38407	1.53777	1.78492	2.12721			
	2.17389	2.12057					1.73182	21.117	
88 1,2,3-Trichlorobenzene	0.74960	0.78053	0.75696	0.80815	0.84146	0.90387			
	0.93310	0.88833					0.83275	8.404	
89 Ethyl Ether	0.21046	0.20780	0.20277	0.19066	0.18788	0.19380			
	0.20049	0.19049					0.19804	4.312	
90 Ethanol	+++++	+++++	+++++	+++++	+++++	+++++			
	+++++	+++++					+++++	+++++	<-
91 3-Chloropropene	0.12910	0.11965	0.14167	0.13869	0.13947	0.14453			
	0.15091	0.15428					0.13979	8.023	

Report Date : 28-Sep-2009 10:53

TestAmerica North Canton

INITIAL CALIBRATION DATA

Start Cal Date : 25-SEP-2009 14:03
End Cal Date : 25-SEP-2009 19:53
Quant Method : ISTD
Origin : Disabled
Target Version : 4.14
Integrator : HP RTE
Method file : \\cansvr11\dd\chem\MSV\a3ux14.i\R90925B-IC.b\8260SUX14.m
Last Edit : 28-Sep-2009 10:53 a3ux14.i
Curve Type : Average

Compound	5.000 Level 1	10.000 Level 2	25.000 Level 3	50.000 Level 4	100.000 Level 5	250.000 Level 6	RRF	% RSD	
	500.000 Level 7	1000.000 Level 8							
92 Isopropyl Ether	0.17043	0.18587	0.22062	0.22432	0.22721	0.23344			
	0.23979	0.23497					0.21708	11.576	
93 2-Chloro-1,3-butadiene	+++++	+++++	0.28529	0.29557	0.30214	0.33435			
	0.35378	0.36519					0.32272	10.244	
94 Propionitrile	0.02234	0.02758	0.02863	0.02398	0.02490	0.02802			
	0.02965	0.02571					0.02635	9.586	
95 Ethyl Acetate	0.17338	0.19127	0.18236	0.16853	0.17503	0.20483			
	0.21532	0.18710					0.18723	8.634	
96 Methacrylonitrile	0.05874	0.07168	0.07392	0.06639	0.07071	0.08237			
	0.08716	0.07772					0.07359	12.185	
97 Isobutanol	0.00490	0.00455	0.00459	0.00410	0.00462	0.00572			
	0.00620	0.00535					0.00500	13.963	<-
98 Cyclohexane	0.36954	0.36283	0.38931	0.42467	0.44706	0.47026			
	0.46884	0.47268					0.42565	10.854	
99 n-Butanol	0.00401	0.00406	0.00405	0.00374	0.00405	0.00513			
	0.00582	0.00496					0.00448	16.344	<-
100 Methyl Methacrylate	0.10535	0.13059	0.11619	0.11482	0.11915	0.15676			
	0.17187	0.15963					0.13429	18.555	
101 2-Nitropropane	0.06011	0.06739	0.06513	0.05603	0.05566	0.06765			
	0.07561	0.06965					0.06466	10.740	
102 Chloropicrin	+++++	+++++	+++++	+++++	+++++	+++++			
	+++++	+++++					+++++	+++++	<-

Report Date : 28-Sep-2009 10:53

TestAmerica North Canton

INITIAL CALIBRATION DATA

Start Cal Date : 25-SEP-2009 14:03
End Cal Date : 25-SEP-2009 19:53
Quant Method : ISTD
Origin : Disabled
Target Version : 4.14
Integrator : HP RTE
Method file : \\cansvr11\dd\chem\MSV\a3ux14.i\R90925B-IC.b\8260SUX14.m
Last Edit : 28-Sep-2009 10:53 a3ux14.i
Curve Type : Average

Compound	5.000 Level 1	10.000 Level 2	25.000 Level 3	50.000 Level 4	100.000 Level 5	250.000 Level 6	RRF	% RSD	
	500.000 Level 7	1000.000 Level 8							
25 Cyclohexanone	0.05903	0.07910	0.07924	0.08281	0.09360	0.13372			
	+++++	+++++					0.08792	28.523	
104 Pentachloroethane	+++++	+++++	+++++	+++++	+++++	+++++			
	+++++	+++++					+++++	+++++	<-
105 Benzyl Chloride	+++++	+++++	+++++	+++++	+++++	+++++			
	+++++	+++++					+++++	+++++	<-
134 Thiophene	+++++	+++++	+++++	+++++	+++++	+++++			
	+++++	+++++					+++++	+++++	<-
135 Crotononitrile(1st Isomer)	+++++	+++++	+++++	+++++	+++++	+++++			
	+++++	+++++					+++++	+++++	<-
136 Crotononitrile(2nd Isomer)	+++++	+++++	+++++	+++++	+++++	+++++			
	+++++	+++++					+++++	+++++	<-
M 137 Total Crotononitrile	+++++	+++++	+++++	+++++	+++++	+++++			
	+++++	+++++					+++++	+++++	<-
138 Paraldehyde	+++++	+++++	+++++	+++++	+++++	+++++			
	+++++	+++++					+++++	+++++	<-
139 3,3,5-Trimethylcyclohexanone	+++++	+++++	+++++	+++++	+++++	+++++			
	+++++	+++++					+++++	+++++	<-
140 1-Chlorohexane	+++++	+++++	+++++	+++++	+++++	+++++			
	+++++	+++++					+++++	+++++	<-
141 1,3,5-Trichlorobenzene	1.06497	1.09719	0.98490	1.05879	1.07578	1.14320			
	1.17672	1.16889					1.09631	5.887	

Report Date : 28-Sep-2009 10:53

TestAmerica North Canton

INITIAL CALIBRATION DATA

Start Cal Date : 25-SEP-2009 14:03
End Cal Date : 25-SEP-2009 19:53
Quant Method : ISTD
Origin : Disabled
Target Version : 4.14
Integrator : HP RTE
Method file : \\cansvr11\dd\chem\MSV\a3ux14.i\R90925B-IC.b\8260SUX14.m
Last Edit : 28-Sep-2009 10:53 a3ux14.i
Curve Type : Average

Compound	5.000 Level 1	10.000 Level 2	25.000 Level 3	50.000 Level 4	100.000 Level 5	250.000 Level 6	RRF	% RSD	
	500.000 Level 7	1000.000 Level 8							
143 Methyl Acetate	0.17567	0.18278	0.16455	0.15237	0.16361	0.16606			
	0.16500	0.15366					0.16546	6.128	
144 Methylcyclohexane	0.38445	0.40143	0.39005	0.42809	0.44552	0.48239			
	0.48205	0.48149					0.43693	9.653	
145 Dimethoxymethane	+++++	+++++	+++++	+++++	+++++	+++++			
	+++++	+++++					+++++	+++++	<-
146 2-Methylnaphthalene	0.48497	0.44762	0.42408	0.50761	0.74661	1.04273			
	1.24991	1.14392					0.75593	45.198	/
147 Ethyl Acrylate	+++++	+++++	+++++	+++++	+++++	+++++			
	+++++	+++++					+++++	+++++	<-
148 n-Butyl Acrylate	+++++	+++++	+++++	+++++	+++++	+++++			
	+++++	+++++					+++++	+++++	<-
149 1,2:3,4-Diepoxybutane	+++++	+++++	+++++	+++++	+++++	+++++			
	+++++	+++++					+++++	+++++	<-
150 Bromoacetone	+++++	+++++	+++++	+++++	+++++	+++++			
	+++++	+++++					+++++	+++++	<-
151 Allyl Alcohol	+++++	+++++	+++++	+++++	+++++	+++++			
	+++++	+++++					+++++	+++++	<-
152 Acenaphthylene	+++++	+++++	+++++	+++++	+++++	+++++			
	+++++	+++++					+++++	+++++	<-
153 Isopropyl Acetate	+++++	+++++	+++++	+++++	+++++	+++++			
	+++++	+++++					+++++	+++++	<-

Report Date : 28-Sep-2009 10:53

TestAmerica North Canton

INITIAL CALIBRATION DATA

Start Cal Date : 25-SEP-2009 14:03
End Cal Date : 25-SEP-2009 19:53
Quant Method : ISTD
Origin : Disabled
Target Version : 4.14
Integrator : HP RTE
Method file : \\cansvr11\dd\chem\MSV\a3ux14.i\R90925B-IC.b\8260SUX14.m
Last Edit : 28-Sep-2009 10:53 a3ux14.i
Curve Type : Average

Compound	5.000 Level 1	10.000 Level 2	25.000 Level 3	50.000 Level 4	100.000 Level 5	250.000 Level 6	RRF	% RSD	
	500.000 Level 7	1000.000 Level 8							
155 1,3-Butadiene	+++++	+++++	+++++	+++++	+++++	+++++			
	+++++	+++++					+++++	+++++	<-
156 tert-Butyl Ethyl ether	+++++	0.50836	0.58959	0.58361	0.61994	0.67678			
	0.73183	0.73742					0.63536	13.259	
157 tert-Amyl Methyl ether	+++++	0.40633	0.46270	0.47040	0.51498	0.56302			
	0.60582	0.60249					0.51796	14.678	
158 1,2,3-Trimethylbenzene	1.83682	1.79520	2.11224	2.21015	2.34802	2.53519			
	2.57549	2.62351					2.25458	14.366	
$ 4 Dibromofluoromethane	0.24692	0.22389	0.20433	0.21019	0.21355	0.21257			
	0.21043	0.21621					0.21726	6.088	
$ 5 1,2-Dichloroethane-d4	0.24739	0.23305	0.21262	0.21246	0.21256	0.20905			
	0.20816	0.20549					0.21760	6.753	
$ 6 Toluene-d8	1.27399	1.25526	1.24684	1.33046	1.30515	1.37929			
	1.36853	1.40871					1.32103	4.589	
$ 7 Bromofluorobenzene	0.91505	0.83316	0.81584	0.84095	0.83537	0.83798			
	0.81746	0.82768					0.84044	3.749	

5A

VOLATILE ORGANIC GC/MS TUNING AND MASS CALIBRATION - BROMOFLUOROBENZENE (BFB)

Lab Name: NORTH CANTON Contract:

Lab Code: TALCAN Case No.: SAS No.: SDG No.: C9J020291

Lab File ID: BFB14239 BFB Injection Date: 10/11/09

Instrument ID: A3UX14 BFB Injection Time: 0930

Matrix:(soil/water) SOIL Level:(low/med) LOW Column:(pack/cap) CAP

m/e	ION ABUNDANCE CRITERIA	% RELATIVE ABUNDANCE
50	15.0 - 40.0% of mass 95	18.1
75	30.0 - 60.0% of mass 95	41.8
95	Base Peak, 100% relative abundance	100.0
96	5.0 - 9.0% of mass 95	6.9
173	Less than 2.0% of mass 174	0.0 (0.0)1
174	50.0 - 120.0% of mass 95	87.2
175	5.0 - 9.0% of mass 174	6.4 (7.3)1
176	Greater than 95.0%, but less than 101.0% of mass 174	86.8 (99.6)1
177	5.0 - 9.0% of mass 176	5.6 (6.5)2

1-Value is % of mass 174 2-Value is % of mass 176

THIS TUNE APPLIES TO THE FOLLOWING SAMPLES, MS, MSD, BLANKS, AND STANDARDS:

	EPA SAMPLE NO.	LAB SAMPLE ID	LAB FILE ID	DATE ANALYZED	TIME ANALYZED
01	VSTD050	250NG-CC	145745	10/11/09	1013
02	VSTD050	250NG-A9CC	145746	10/11/09	1035
03	LME27CHK	LME271AC	145747	10/11/09	1057
04	LME27CKDUP	LME271AD	145748	10/11/09	1119
05	LME27BLK	LME271AA	145749	10/11/09	1140
06	SD-14-SS	LLXNH1AA	145768	10/11/09	1836
07	SD-14-01	LLXNJ1AA	145769	10/11/09	1856
08	SD-14-02	LLXNK1AA	145770	10/11/09	1918
09					
10					
11					
12					
13					
14					
15					
16					
17					
18					
19					
20					
21					
22					

Data File: \\cansvr11\dd\chem\MSV\a3ux14.i\R91011A.b\145745.D
Report Date: 11-Oct-2009 11:33

TestAmerica North Canton

CONTINUING CALIBRATION COMPOUNDS

Instrument ID: a3ux14.i Injection Date: 11-OCT-2009 10:13
Lab File ID: 145745.D Init. Cal. Date(s): 25-SEP-2009 25-SEP-2009
Analysis Type: SOIL Init. Cal. Times: 14:03 19:53
Lab Sample ID: 250NG-CC Quant Type: ISTD
Method: \\cansvr11\dd\chem\MSV\a3ux14.i\R91011A.b\8260SUX14.m

COMPOUND	RRF / AMOUNT	RF250	CCAL RRF250	MIN RRF	%D / %DRIFT	MAX %D / %DRIFT	CURVE TYPE
$ 4 Dibromofluoromethane	0.21726	0.25693	0.25693	0.010	-18.25874	50.00000	Averaged
$ 5 1,2-Dichloroethane-d4	0.21760	0.25308	0.25308	0.010	-16.30838	50.00000	Averaged
$ 6 Toluene-d8	1.32103	1.45764	1.45764	0.010	-10.34142	50.00000	Averaged
$ 7 Bromofluorobenzene	0.84044	0.90326	0.90326	0.010	-7.47473	50.00000	Averaged
8 Dichlorodifluoromethane	0.16826	0.21158	0.21158	0.010	-25.74646	50.00000	Averaged
9 Chloromethane	0.24730	0.26468	0.26468	0.100	-7.02742	50.00000	Averaged
10 Vinyl Chloride	0.24349	0.28347	0.28347	0.010	-16.41725	20.00000	Averaged
11 Bromomethane	0.08508	0.14037	0.14037	0.010	-64.97124	50.00000	Averaged <-
12 Chloroethane	0.11144	0.15345	0.15345	0.010	-37.68760	50.00000	Averaged
13 Trichlorofluoromethane	0.18814	0.32554	0.32554	0.010	-73.03064	50.00000	Averaged <-
15 Acrolein	0.02367	0.01956	0.01956	0.010	17.36889	50.00000	Averaged
16 Acetone	500	584	0.07723	0.010	-16.87045	0.000e+000	Wt Linear
17 1,1-Dichloroethene	0.23007	0.25843	0.25843	0.010	-12.32620	20.00000	Averaged
18 Freon-113	0.15680	0.21406	0.21406	0.010	-36.51832	50.00000	Averaged
19 Iodomethane	0.38947	0.43867	0.43867	0.010	-12.63346	50.00000	Averaged
20 Carbon Disulfide	0.76999	0.88246	0.88246	0.010	-14.60681	50.00000	Averaged
21 Methylene Chloride	250	329	0.35217	0.010	-31.54444	0.000e+000	Wt Linear
22 Acetonitrile	0.02412	0.02897	0.02897	0.010	-20.09303	50.00000	Averaged
23 Acrylonitrile	0.07347	0.08324	0.08324	0.010	-13.30149	50.00000	Averaged
24 Methyl tert-butyl ether	0.55738	0.65174	0.65174	0.010	-16.92899	50.00000	Averaged
25 trans-1,2-Dichloroethene	0.27022	0.29422	0.29422	0.010	-8.88184	50.00000	Averaged
26 Hexane	0.06829	0.07613	0.07613	0.010	-11.48498	20.00000	Averaged
27 Vinyl acetate	250	168	0.28773	0.010	32.67252	0.000e+000	Wt Linear
154 Vinyl Acetate**2nd**	250	166	0.02756	0.010	33.74934	0.000e+000	Wt Linear
28 1,1-Dichloroethane	0.44933	0.49464	0.49464	0.100	-10.08342	50.00000	Averaged
29 tert-Butyl Alcohol	0.01750	0.02128	0.02128	0.010	-21.64294	50.00000	Averaged
30 2-Butanone	0.10080	0.10350	0.10350	0.010	-2.67807	50.00000	Averaged
M 31 1,2-Dichloroethene (total)	0.27081	0.29496	0.29496	0.010	-8.91949	50.00000	Averaged
32 cis-1,2-dichloroethene	0.27139	0.29570	0.29570	0.010	-8.95698	50.00000	Averaged
33 2,2-Dichloropropane	0.21645	0.28202	0.28202	0.010	-30.29205	50.00000	Averaged
34 Bromochloromethane	0.12306	0.13614	0.13614	0.010	-10.62486	50.00000	Averaged
35 Chloroform	0.39453	0.44532	0.44532	0.010	-12.87442	20.00000	Averaged
36 Tetrahydrofuran	0.06274	0.06336	0.06336	0.010	-0.98321	50.00000	Averaged
37 1,1,1-Trichloroethane	0.27971	0.35156	0.35156	0.010	-25.68941	50.00000	Averaged
38 1,1-Dichloropropene	0.31615	0.36961	0.36961	0.010	-16.90819	50.00000	Averaged
39 Carbon Tetrachloride	0.24590	0.32645	0.32645	0.010	-32.76103	50.00000	Averaged
40 1,2-Dichloroethane	0.27325	0.31280	0.31280	0.010	-14.47659	50.00000	Averaged
41 Benzene	1.04768	1.14834	1.14834	0.010	-9.60796	50.00000	Averaged
42 Trichloroethene	0.27149	0.29438	0.29438	0.010	-8.43121	50.00000	Averaged
43 1,2-Dichloropropane	0.23846	0.26443	0.26443	0.010	-10.88734	20.00000	Averaged
44 1,4-Dioxane	0.00163	0.00185	0.00185	0.010	-13.41286	50.00000	Averaged <-
45 Dibromomethane	0.11522	0.12904	0.12904	0.010	-11.99517	50.00000	Averaged
46 Bromodichloromethane	0.24090	0.28295	0.28295	0.010	-17.45605	50.00000	Averaged

Data File: \\cansvr11\dd\chem\MSV\a3ux14.i\R91011A.b\145745.D
Report Date: 11-Oct-2009 11:33

TestAmerica North Canton

CONTINUING CALIBRATION COMPOUNDS

Instrument ID: a3ux14.i Injection Date: 11-OCT-2009 10:13
Lab File ID: 145745.D Init. Cal. Date(s): 25-SEP-2009 25-SEP-2009
Analysis Type: SOIL Init. Cal. Times: 14:03 19:53
Lab Sample ID: 250NG-CC Quant Type: ISTD
Method: \\cansvr11\dd\chem\MSV\a3ux14.i\R91011A.b\8260SUX14.m

COMPOUND	RRF / AMOUNT	RF250	CCAL RRF250	MIN RRF	%D / %DRIFT	MAX %D / %DRIFT	CURVE TYPE
47 2-Chloroethyl vinyl ether	500	592	0.11234	0.010	-18.40357	0.000e+000	Wt Linear
48 cis-1,3-Dichloropropene	0.30442	0.36215	0.36215	0.010	-18.96490	50.00000	Averaged
49 4-Methyl-2-pentanone	0.27820	0.29734	0.29734	0.010	-6.87981	50.00000	Averaged
50 Toluene	1.62378	1.62967	1.62967	0.010	-0.36263	20.00000	Averaged
51 trans-1,3-Dichloropropene	0.38951	0.41261	0.41261	0.010	-5.93242	50.00000	Averaged
52 Ethyl Methacrylate	250	217	0.31893	0.010	13.09460	0.000e+000	Wt Linear
53 1,1,2-Trichloroethane	0.26852	0.26995	0.26995	0.010	-0.53332	50.00000	Averaged
54 1,3-Dichloropropane	0.44695	0.44768	0.44768	0.010	-0.16478	50.00000	Averaged
55 Tetrachloroethene	0.33116	0.34746	0.34746	0.010	-4.91967	50.00000	Averaged
56 2-Hexanone	500	483	0.19427	0.010	3.47890	0.000e+000	Wt Linear
57 Dibromochloromethane	0.26219	0.29238	0.29238	0.010	-11.51568	50.00000	Averaged
58 1,2-Dibromoethane	0.24661	0.25539	0.25539	0.010	-3.55952	50.00000	Averaged
59 Chlorobenzene	0.99038	0.98036	0.98036	0.300	1.01238	50.00000	Averaged
60 1,1,1,2-Tetrachloroethane	0.30157	0.33204	0.33204	0.010	-10.10271	50.00000	Averaged
61 Ethylbenzene	0.52468	0.55932	0.55932	0.010	-6.60170	20.00000	Averaged
62 m + p-Xylene	0.63201	0.69929	0.69929	0.010	-10.64651	50.00000	Averaged
M 63 Xylenes (total)	0.61425	0.67999	0.67999	0.010	-10.70279	50.00000	Averaged
64 Xylene-o	0.57874	0.64139	0.64139	0.010	-10.82571	50.00000	Averaged
65 Styrene	0.94367	1.00053	1.00053	0.010	-6.02571	50.00000	Averaged
66 Bromoform	0.17155	0.19619	0.19619	0.100	-14.36614	50.00000	Averaged
67 Isopropylbenzene	1.46985	1.66165	1.66165	0.010	-13.04917	50.00000	Averaged
68 1,1,2,2-Tetrachloroethane	0.59171	0.63152	0.63152	0.300	-6.72733	50.00000	Averaged
69 1,4-Dichloro-2-butene	0.16661	0.18110	0.18110	0.010	-8.69268	50.00000	Averaged
70 1,2,3-Trichloropropane	0.16493	0.17165	0.17165	0.010	-4.07050	50.00000	Averaged
71 Bromobenzene	0.77398	0.78213	0.78213	0.010	-1.05336	50.00000	Averaged
72 n-Propylbenzene	0.82409	0.93641	0.93641	0.010	-13.63015	50.00000	Averaged
73 2-Chlorotoluene	0.72119	0.77988	0.77988	0.010	-8.13930	50.00000	Averaged
74 1,3,5-Trimethylbenzene	2.30093	2.57413	2.57413	0.010	-11.87344	50.00000	Averaged
75 4-Chlorotoluene	0.73225	0.77226	0.77226	0.010	-5.46362	50.00000	Averaged
76 tert-Butylbenzene	2.20071	2.36004	2.36004	0.010	-7.23967	50.00000	Averaged
77 1,2,4-Trimethylbenzene	2.30998	2.55489	2.55489	0.010	-10.60224	50.00000	Averaged
78 sec-Butylbenzene	3.10440	3.39792	3.39792	0.010	-9.45511	50.00000	Averaged
79 4-Isopropyltoluene	2.58928	2.73050	2.73050	0.010	-5.45371	50.00000	Averaged
80 1,3-Dichlorobenzene	1.44354	1.44340	1.44340	0.010	0.00929	50.00000	Averaged
81 1,4-Dichlorobenzene	1.51870	1.44333	1.44333	0.010	4.96288	50.00000	Averaged
82 n-Butylbenzene	2.25991	2.31380	2.31380	0.010	-2.38477	50.00000	Averaged
83 1,2-Dichlorobenzene	1.35652	1.35876	1.35876	0.010	-0.16507	50.00000	Averaged
84 1,2-Dibromo-3-chloropropane	0.10610	0.10206	0.10206	0.010	3.81398	50.00000	Averaged
85 1,2,4-Trichlorobenzene	0.89888	0.80134	0.80134	0.010	10.85038	50.00000	Averaged
87 Naphthalene	250	193	1.60858	0.010	22.84748	0.000e+000	Wt Linear
86 Hexachlorobutadiene	0.57633	0.50814	0.50814	0.010	11.83183	50.00000	Averaged
88 1,2,3-Trichlorobenzene	0.83275	0.73576	0.73576	0.010	11.64737	50.00000	Averaged
98 Cyclohexane	0.42565	0.52488	0.52488	0.010	-23.31329	50.00000	Averaged

Data File: \\cansvr11\dd\chem\MSV\a3ux14.i\R91011A.b\145745.D
Report Date: 11-Oct-2009 11:33

TestAmerica North Canton

CONTINUING CALIBRATION COMPOUNDS

Instrument ID: a3ux14.i Injection Date: 11-OCT-2009 10:13
Lab File ID: 145745.D Init. Cal. Date(s): 25-SEP-2009 25-SEP-2009
Analysis Type: SOIL Init. Cal. Times: 14:03 19:53
Lab Sample ID: 250NG-CC Quant Type: ISTD
Method: \\cansvr11\dd\chem\MSV\a3ux14.i\R91011A.b\8260SUX14.m

COMPOUND	RRF / AMOUNT	RF250	CCAL RRF250	MIN RRF	%D / %DRIFT	MAX %D / %DRIFT	CURVE TYPE
143 Methyl Acetate	0.16546	0.20057	0.20057	0.010	-21.21893	50.00000	Averaged
144 Methylcyclohexane	0.43693	0.53569	0.53569	0.010	-22.60309	50.00000	Averaged
141 1,3,5-Trichlorobenzene	1.09631	1.03859	1.03859	0.010	5.26454	50.00000	Averaged

SW846 8260B METHOD BLANK SUMMARY

BLANK WORKORDER NO.: LME271AA

Lab Name: TestAmerica Laboratories, Inc.

Lab Code: TALPIT

SDG Number:

Lab File ID: 145749.D

Lot Number: C9J020291

Date Analyzed: 10/11/09

Time Analyzed: 11:40

Matrix: SOLID

Date Extracted:10/11/09

GC Column: DB624 ID: .18

Extraction Method: 5030B

Instrument ID: UX14

Level:(low/med) LOW

THIS METHOD BLANK APPLIES TO THE FOLLOWING SAMPLES, LCS, LCSD, MS , MSD:

	CLIENT ID.	SAMPLE WORK ORDER #	LAB FILE ID	DATE ANALYZED	TIME ANALYZED
01	SD-14-SS	LLXNH1AA	145768.D	10/11/09	18:36
02	SD-14-01	LLXNJ1AA	145769.D	10/11/09	18:56
03	SD-14-02	LLXNK1AA	145770.D	10/11/09	19:18
04	INTRA-LAB QC	LL5FT1AD	145765.D	10/11/09	17:29
05	LAB MS/MSD	LL5FT1AP S	145763.D	10/11/09	16:46
06	LAB MS/MSD	LL5FT1AQ D	145764.D	10/11/09	17:08
07	CHECK SAMPLE	LME271AC C	145747.D	10/11/09	10:57
08	DUPLICATE CHECK	LME271AD L	145748.D	10/11/09	11:19
09					
10					
11					
12					
13					
14					
15					
16					
17					
18					
19					
20					
21					
22					
23					
24					
25					
26					
27					
28					
29					
30					

COMMENTS:

FORM IV

METHOD BLANK REPORT

GC/MS Volatiles

Client Lot #...: C9J020291
MB Lot-Sample #: A9J120000-266
Work Order #...: LME271AA
Matrix.....: SOLID

Analysis Date..: 10/11/09
Dilution Factor: 1
Prep Date.....: 10/11/09
Prep Batch #...: 9285266
Initial Wgt/Vol: 5 g
Analyst ID.....: 002807
Analysis Time..: 11:40
Final Wgt/Vol..: 5 mL
Instrument ID..: UX14

PARAMETER	RESULT	REPORTING LIMIT	UNITS	METHOD
Benzene	ND	5.0	ug/kg	SW846 8260B
2-Butanone	ND	20	ug/kg	SW846 8260B
Carbon tetrachloride	ND	5.0	ug/kg	SW846 8260B
Chlorobenzene	ND	5.0	ug/kg	SW846 8260B
Chloroform	ND	5.0	ug/kg	SW846 8260B
1,4-Dichlorobenzene	ND	5.0	ug/kg	SW846 8260B
1,2-Dichloroethane	ND	5.0	ug/kg	SW846 8260B
1,1-Dichloroethene	ND	5.0	ug/kg	SW846 8260B
Hexachlorobutadiene	ND	5.0	ug/kg	SW846 8260B
Tetrachloroethene	ND	5.0	ug/kg	SW846 8260B
Trichloroethene	ND	5.0	ug/kg	SW846 8260B
Vinyl chloride	ND	5.0	ug/kg	SW846 8260B
Ethylbenzene	ND	5.0	ug/kg	SW846 8260B
Toluene	ND	5.0	ug/kg	SW846 8260B
Methyl tert-butyl ether	ND	20	ug/kg	SW846 8260B
Acetone	**19 J**	**20**	**ug/kg**	**SW846 8260B**
Bromodichloromethane	ND	5.0	ug/kg	SW846 8260B
Bromoform	ND	5.0	ug/kg	SW846 8260B
Bromomethane	**0.55 J**	**5.0**	**ug/kg**	**SW846 8260B**
Carbon disulfide	ND	5.0	ug/kg	SW846 8260B
Dibromochloromethane	ND	5.0	ug/kg	SW846 8260B
1,2-Dibromo-3-chloro-propane	ND	10	ug/kg	SW846 8260B
Chloroethane	ND	5.0	ug/kg	SW846 8260B
Chloromethane	ND	5.0	ug/kg	SW846 8260B
1,2-Dibromoethane	ND	5.0	ug/kg	SW846 8260B
1,2-Dichlorobenzene	ND	5.0	ug/kg	SW846 8260B
1,3-Dichlorobenzene	ND	5.0	ug/kg	SW846 8260B
Dichlorodifluoromethane	**1.8 J**	**5.0**	**ug/kg**	**SW846 8260B**
1,1-Dichloroethane	ND	5.0	ug/kg	SW846 8260B
cis-1,2-Dichloroethene	ND	5.0	ug/kg	SW846 8260B
trans-1,2-Dichloroethene	ND	5.0	ug/kg	SW846 8260B
1,2-Dichloropropane	ND	5.0	ug/kg	SW846 8260B
cis-1,3-Dichloropropene	ND	5.0	ug/kg	SW846 8260B
trans-1,3-Dichloropropene	ND	5.0	ug/kg	SW846 8260B
Trichlorofluoromethane	ND	5.0	ug/kg	SW846 8260B
2-Hexanone	ND	20	ug/kg	SW846 8260B
Isopropylbenzene	ND	5.0	ug/kg	SW846 8260B
Methylene chloride	**16**	**5.0**	**ug/kg**	**SW846 8260B**
4-Methyl-2-pentanone	ND	20	ug/kg	SW846 8260B

(Continued on next page)

METHOD BLANK REPORT

GC/MS Volatiles

Client Lot #...: C9J020291 **Work Order #...:** LME271AA **Matrix.....:** SOLID

PARAMETER	RESULT	REPORTING LIMIT	UNITS	METHOD
Styrene	ND	5.0	ug/kg	SW846 8260B
1,1,2,2-Tetrachloroethane	ND	5.0	ug/kg	SW846 8260B
1,2,4-Trichloro-benzene	**0.42 J**	**5.0**	**ug/kg**	**SW846 8260B**
1,1,1-Trichloroethane	ND	5.0	ug/kg	SW846 8260B
1,1,2-Trichloroethane	ND	5.0	ug/kg	SW846 8260B
Freon 113	ND	5.0	ug/kg	SW846 8260B
Bromobenzene	ND	5.0	ug/kg	SW846 8260B
Bromochloromethane	ND	5.0	ug/kg	SW846 8260B
n-Butylbenzene	ND	5.0	ug/kg	SW846 8260B
sec-Butylbenzene	ND	5.0	ug/kg	SW846 8260B
tert-Butylbenzene	ND	5.0	ug/kg	SW846 8260B
2-Chloroethyl vinyl ether	ND	50	ug/kg	SW846 8260B
2-Chlorotoluene	ND	5.0	ug/kg	SW846 8260B
4-Chlorotoluene	ND	5.0	ug/kg	SW846 8260B
Dibromomethane	ND	5.0	ug/kg	SW846 8260B
1,3-Dichloropropane	ND	5.0	ug/kg	SW846 8260B
2,2-Dichloropropane	ND	5.0	ug/kg	SW846 8260B
1,1-Dichloropropene	ND	5.0	ug/kg	SW846 8260B
p-Isopropyltoluene	ND	5.0	ug/kg	SW846 8260B
tert-Butyl alcohol	ND	200	ug/kg	SW846 8260B
Naphthalene	**1.2 J**	**5.0**	**ug/kg**	**SW846 8260B**
n-Propylbenzene	ND	5.0	ug/kg	SW846 8260B
1,1,1,2-Tetrachloroethane	ND	5.0	ug/kg	SW846 8260B
1,2,3-Trichlorobenzene	**0.47 J**	**5.0**	**ug/kg**	**SW846 8260B**
1,2,3-Trichloropropane	ND	5.0	ug/kg	SW846 8260B
1,2,4-Trimethylbenzene	ND	5.0	ug/kg	SW846 8260B
Vinyl acetate	ND	10	ug/kg	SW846 8260B
o-Xylene	ND	5.0	ug/kg	SW846 8260B
m-Xylene & p-Xylene	ND	10	ug/kg	SW846 8260B
1,2,3-Trimethylbenzene	ND	5.0	ug/kg	SW846 8260B
Diisopropyl Ether (DIPE)	ND	10	ug/kg	SW846 8260B
Ethyl-t-Butyl Ether (ETBE	ND	5.0	ug/kg	SW846 8260B
Tert-amyl methyl ether (T	ND	5.0	ug/kg	SW846 8260B

SURROGATE	PERCENT RECOVERY	RECOVERY LIMITS
Dibromofluoromethane	117	(59 - 138)
1,2-Dichloroethane-d4	121	(61 - 130)
Toluene-d8	108	(60 - 143)
4-Bromofluorobenzene	102	(47 - 158)

NOTE(S):

Calculations are performed before rounding to avoid round-off errors in calculated results.

J Estimated result. Result is less than RL.

SW846 8260B SURROGATE RECOVERY

Lab Name: TestAmerica Laboratories, Inc. Client: Tetra Tech NUS, Inc

Lab Code: TALPIT SDG No:

Lot #: C9J020291

Extraction: XXA15QK01

	CLIENT ID.	SRG01	SRG02	SRG03	SRG04	TOT OUT
01	SD-07-01	92	91	92	94	00
02	SD-07-02	92	90	92	93	00
03	SD-08-SS	93	90	93	95	00
04	SD-08-01	89	89	89	87	00
05	SD-08-02	91	81	89	83	00
06	SD-08-02	90	87	87	85	00
07	SD-02-SS	90	81	89	79	00
08	SD-02-01	96	96	92	89	00
09	SD-02-02	93	85	86	77	00
10	SD-03-SS	92	86	91	92	00
11	SD-4-SS	94	94	93	94	00
12	SD-4-01	86	76	88	80	00
13	SD-4-02	96	96	95	96	00
14	SD-05-SS	89	79	90	83	00
15	SD-05-01	89	78	90	88	00
16	SD-05-02	89	79	91	88	00
17	SD-01-SS	93	92	94	97	00
18	SD-01-01	87	79	88	85	00
19	SD-01-02	87	78	89	85	00
20	SD-07-SS	90	89	88	91	00
21	SD-03-01	91	88	83	78	00
22	SD-03-01	92	88	90	93	00
23	SD-03-02	90	85	94	93	00
24	SD-10-SS	92	90	93	92	00
25	SD-10-01	94	93	90	91	00
26	SD-10-02	102	103	96	95	00
27	SD-13-SS	96	95	94	94	00

\# Column to be used to flag recovery values
* Values outside of required QC Limits
D System monitoring Compound diluted out

FORM II

SW846 8260B SURROGATE RECOVERY

Lab Name: TestAmerica Laboratories, Inc. Client: Tetra Tech NUS, Inc

Lab Code: TALPIT SDG No:

Lot #: C9J020291

Extraction: XXA15QK01

	CLIENT ID.	SRG01	SRG02	SRG03	SRG04	TOT OUT
01	SD-13-01	92	86	91	86	00
02	SD-13-02	95	94	92	94	00
03	SD-12-SS	92	85	92	91	00
04	SD-12-01	93	85	92	93	00
05	SD-12-02	91	85	90	91	00
06	SD-11-SS	88	78	93	88	00
07	SD-11-01	87	75	87	84	00
08	SD-11-02	90	88	90	94	00
09	SD-06-SS	86	78	88	80	00
10	SD-06-01	99	98	96	96	00
11	SD-06-02	90	79	89	81	00
12	SD-09-SS	86	79	88	84	00
13	SD-09-01	89	79	89	85	00
14	SD-09-02	89	80	90	85	00
15	SD-09-SS	87	79	89	83	00
16	SD-15-SS	91	84	91	93	00
17	SD-15-01	89	81	89	91	00
18	SD-14-SS	118	115	111	108	00
19	SD-14-01	120	124	105	104	00
20	SD-14-02	124	126	106	102	00
21	SD-05-SS	87	77	88	84	00
22	INTRA-LAB QC	26 *	130	101	97	01
23	METHOD BLK. LL8191AA	91	86	93	96	00
24	METHOD BLK. LMCNR1AA	94	86	95	97	00
25	METHOD BLK. LME271AA	117	121	108	102	00
26	METHOD BLK. LMHX11AA	92	84	94	95	00
27	LCS LL8191AC	95	86	95	103	00

\# Column to be used to flag recovery values
* Values outside of required QC Limits
D System monitoring Compound diluted out

FORM II

SW846 8260B SURROGATE RECOVERY

Lab Name: TestAmerica Laboratories, Inc. Client: Tetra Tech NUS, Inc

Lab Code: TALPIT SDG No:

Lot #: C9J020291

Extraction: XXA15QK01

	CLIENT ID.	SRG01	SRG02	SRG03	SRG04	TOT OUT
01	LCS LMCNR1AC	93	83	96	101	00
02	LCS LME271AC	117	109	116	105	00
03	LCS LMHX11AC	93	85	95	99	00
04	SD-06-02 D	91	81	92	93	00
05	SD-15-01 D	91	82	94	97	00
06	LAB MS/MSD D	31 *	128	105	99	01
07	LCSD LL8191AD	91	83	95	101	00
08	LCSD LMCNR1AD	94	85	96	100	00
09	LCSD LME271AD	115	110	113	102	00
10	LCSD LMHX11AD	94	83	96	100	00
11	SD-06-02 S	89	84	93	97	00
12	SD-15-01 S	91	82	94	99	00
13	LAB MS/MSD S	39 *	134*	108	96	02

SURROGATES		QC LIMITS
SRG01	= Dibromofluoromethane	(59-138)
SRG02	= 1,2-Dichloroethane-d4	(61-130)
SRG03	= Toluene-d8	(60-143)
SRG04	= 4-Bromofluorobenzene	(47-158)

\# Column to be used to flag recovery values
* Values outside of required QC Limits
D System monitoring Compound diluted out

FORM II

SW846 8260B CHECK SAMPLE RECOVERY

Lab Name: TestAmerica Laboratories, Inc. Client: Tetra Tech NUS, Inc

Lab Code: TALPIT SDG No:

Lot #: A9J080000 WO #: LL8191AC
BATCH: 9281589

COMPOUND	SPIKE ADDED (ug/kg)	SAMPLE CONCENT. (ug/kg)	% REC	QC LIMITS REC	QUAL
1,1-Dichloroethene	50.0	45.7	91	55- 142	
Trichloroethene	50.0	50.8	102	70- 131	
Benzene	50.0	46.3	93	75- 129	
Toluene	50.0	46.8	94	71- 130	
Chlorobenzene	50.0	48.5	97	75- 127	

NOTES(S):

* Values outside of QC limits

Spike Recovery: 0 out of 5 outside limits

COMMENTS:

FORM III

SW846 8260B CHECK SAMPLE DUPLICATE RECOVERY

Lab Name: TestAmerica Laboratories, Inc. Client: Tetra Tech NUS, Inc

Lab Code: TALPIT SDG No:

Lot #: A9J080000 WO #: LL8191AD

BATCH: 9281589

COMPOUND	SPIKE ADDED (ug/kg)	SAMPLE CONCENT. (ug/kg)	% REC	QC LIMITS REC	QUAL
1,1-Dichloroethene	50.0	44.1	88	55- 142	
Trichloroethene	50.0	50.2	100	70- 131	
Benzene	50.0	46.3	93	75- 129	
Toluene	50.0	47.1	94	71- 130	
Chlorobenzene	50.0	48.2	96	75- 127	

NOTES(S):

* Values outside of QC limits

Spike Recovery: 0 out of 5 outside limits

COMMENTS:

FORM III

SW846 8260B CHECK SAMPLE RECOVERY

Lab Name: TestAmerica Laboratories, Inc. Client: Tetra Tech NUS, Inc

Lab Code: TALPIT SDG No:

Lot #: A9J090000 WO #: LMCNR1AC

BATCH: 9282464

COMPOUND	SPIKE ADDED (ug/kg)	SAMPLE CONCENT. (ug/kg)	% REC	QC LIMITS REC	QUAL
1,1-Dichloroethene	50.0	47.5	95	55- 142	
Trichloroethene	50.0	53.2	106	70- 131	
Benzene	50.0	48.8	98	75- 129	
Toluene	50.0	49.3	99	71- 130	
Chlorobenzene	50.0	51.2	102	75- 127	

NOTES(S):

* Values outside of QC limits

Spike Recovery: 0 out of 5 outside limits

COMMENTS:

FORM III

SW846 8260B CHECK SAMPLE DUPLICATE RECOVERY

Lab Name: TestAmerica Laboratories, Inc. Client: Tetra Tech NUS, Inc

Lab Code: TALPIT SDG No:

Lot #: A9J090000 WO #: LMCNR1AD

BATCH: 9282464

COMPOUND	SPIKE ADDED (ug/kg)	SAMPLE CONCENT. (ug/kg)	% REC	QC LIMITS REC	QUAL
1,1-Dichloroethene	50.0	44.8	90	55- 142	
Trichloroethene	50.0	49.5	99	70- 131	
Benzene	50.0	45.7	91	75- 129	
Toluene	50.0	45.0	90	71- 130	
Chlorobenzene	50.0	46.8	94	75- 127	

NOTES(S):

* Values outside of QC limits

Spike Recovery: 0 out of 5 outside limits

COMMENTS:

FORM III

SW846 8260B CHECK SAMPLE RECOVERY

Lab Name: TestAmerica Laboratories, Inc. Client: Tetra Tech NUS, Inc

Lab Code: TALPIT SDG No:

Lot #: A9J120000 WO #: LME271AC
BATCH: 9285266

COMPOUND	SPIKE ADDED (ug/kg)	SAMPLE CONCENT. (ug/kg)	% REC	QC LIMITS REC	QUAL
1,1-Dichloroethene	50.0	62.3	125	55- 142	
Trichloroethene	50.0	55.8	112	70- 131	
Benzene	50.0	55.8	112	75- 129	
Toluene	50.0	52.1	104	71- 130	
Chlorobenzene	50.0	50.4	101	75- 127	

NOTES(S):

* Values outside of QC limits

Spike Recovery: 0 out of 5 outside limits

COMMENTS:

FORM III

SW846 8260B CHECK SAMPLE DUPLICATE RECOVERY

Lab Name: TestAmerica Laboratories, Inc. Client: Tetra Tech NUS, Inc

Lab Code: TALPIT SDG No:

Lot #: A9J120000 WO #: LME271AD

BATCH: 9285266

COMPOUND	SPIKE ADDED (ug/kg)	SAMPLE CONCENT. (ug/kg)	% REC	QC LIMITS REC	QUAL
1,1-Dichloroethene	50.0	60.3	121	55- 142	
Trichloroethene	50.0	54.6	109	70- 131	
Benzene	50.0	54.4	109	75- 129	
Toluene	50.0	51.5	103	71- 130	
Chlorobenzene	50.0	49.5	99	75- 127	

NOTES(S):

* Values outside of QC limits

Spike Recovery: 0 out of 5 outside limits

COMMENTS:

FORM III

SW846 8260B CHECK SAMPLE RECOVERY

Lab Name: TestAmerica Laboratories, Inc. Client: Tetra Tech NUS, Inc

Lab Code: TALPIT SDG No:

Lot #: A9J130000 WO #: LMHX11AC
BATCH: 9286531

COMPOUND	SPIKE ADDED (ug/kg)	SAMPLE CONCENT. (ug/kg)	% REC	QC LIMITS REC	QUAL
1,1-Dichloroethene	50.0	42.4	85	55- 142	
Trichloroethene	50.0	50.0	100	70- 131	
Benzene	50.0	45.9	92	75- 129	
Toluene	50.0	45.7	91	71- 130	
Chlorobenzene	50.0	46.9	94	75- 127	

NOTES(S):

* Values outside of QC limits

Spike Recovery: 0 out of 5 outside limits

COMMENTS:

FORM III

SW846 8260B CHECK SAMPLE DUPLICATE RECOVERY

Lab Name: TestAmerica Laboratories, Inc. Client: Tetra Tech NUS, Inc

Lab Code: TALPIT SDG No:

Lot #: A9J130000 WO #: LMHX11AD
BATCH: 9286531

COMPOUND	SPIKE ADDED (ug/kg)	SAMPLE CONCENT. (ug/kg)	% REC	QC LIMITS REC	QUAL
1,1-Dichloroethene	50.0	44.7	89	55- 142	
Trichloroethene	50.0	52.1	104	70- 131	
Benzene	50.0	47.9	96	75- 129	
Toluene	50.0	48.1	96	71- 130	
Chlorobenzene	50.0	50.0	100	75- 127	

NOTES(S):

* Values outside of QC limits

Spike Recovery: 0 out of 5 outside limits

COMMENTS:

FORM III

SW846 8260B MATRIX SPIKE/MATRIX SPIKE DUPLICATE RECOVERY

Lab Name: TestAmerica Laboratories, Inc. Client: Tetra Tech NUS, Inc

Lab Code: TALPIT SDG No:

Matrix Spike ID: SD-06-02 Level:(low/med) LOW

Lot #: C9J020291 WO #: LLXM71A2
BATCH: 9282464

COMPOUND	SPIKE ADDED (ug/kg)	SAMPLE CONCENT. (ug/kg)	MS CONCENT. (ug/kg)	MS % REC	LIMITS REC	QUAL
1,1-Dichloroethene	144	ND	107	75	43- 147	
Trichloroethene	144	ND	77.0	54	46- 143	
Benzene	144	ND	126	88	55- 138	
Toluene	144	ND	125	87	46- 147	
Chlorobenzene	144	ND	97.2	68	49- 139	

NOTES(S):

Results and reporting limits have been adjusted for dry weight.

Column to be used to flag recovery and RPD values with an asterisk
* Values outside of QC limits

RPD: 0 out of 0 outside limits
Spike Recovery: 0 out of 5 outside limits

COMMENTS:

FORM III

SW846 8260B MATRIX SPIKE/MATRIX SPIKE DUPLICATE RECOVERY

Lab Name: TestAmerica Laboratories, Inc. Client: Tetra Tech NUS, Inc

Lab Code: TALPIT SDG No:

Matrix Spike ID: SD-06-02 Level:(low/med) LOW

Lot #: C9J020291 WO #: LLXM71A3
BATCH: 9282464

COMPOUND	SPIKE ADDED (ug/kg)	MSD CONCENT. (ug/kg)	MSD % REC	% RPD	QC LIMITS RPD	QC LIMITS REC	QUAL
1,1-Dichloroethene	144	119	83	10	27	43- 147	
Trichloroethene	144	91.4	64	17	23	46- 143	
Benzene	144	128	89	1.5	20	55- 138	
Toluene	144	126	88	0.96	24	46- 147	
Chlorobenzene	144	103	72	6.2	22	49- 139	

NOTES(S):

Results and reporting limits have been adjusted for dry weight.

Column to be used to flag recovery and RPD values with an asterisk
* Values outside of QC limits

RPD: 0 out of 5 outside limits
Spike Recovery: 0 out of 5 outside limits

COMMENTS:

FORM III

SW846 8260B MATRIX SPIKE/MATRIX SPIKE DUPLICATE RECOVERY

Lab Name: TestAmerica Laboratories, Inc. Client: Tetra Tech NUS, Inc

Lab Code: TALPIT SDG No:

Matrix Spike ID: SD-15-01 Level:(low/med) LOW

Lot #: C9J020291 WO #: LLXNG1A2
BATCH: 9286531

COMPOUND	SPIKE ADDED (ug/kg)	SAMPLE CONCENT. (ug/kg)	MS CONCENT. (ug/kg)	MS % REC	LIMITS REC	QUAL
1,1-Dichloroethene	65.6	ND	56.7	86	43- 147	
Trichloroethene	65.6	ND	63.4	97	46- 143	
Benzene	65.6	ND	60.6	92	55- 138	
Toluene	65.6	ND	61.3	93	46- 147	
Chlorobenzene	65.6	ND	63.1	96	49- 139	

NOTES(S):

Results and reporting limits have been adjusted for dry weight.

Column to be used to flag recovery and RPD values with an asterisk
* Values outside of QC limits

RPD: 0 out of 0 outside limits
Spike Recovery: 0 out of 5 outside limits

COMMENTS:

FORM III

SW846 8260B MATRIX SPIKE/MATRIX SPIKE DUPLICATE RECOVERY

Lab Name: TestAmerica Laboratories, Inc. Client: Tetra Tech NUS, Inc

Lab Code: TALPIT SDG No:

Matrix Spike ID: SD-15-01 Level:(low/med) LOW

Lot #: C9J020291 WO #: LLXNG1A3
BATCH: 9286531

COMPOUND	SPIKE ADDED (ug/kg)	MSD CONCENT. (ug/kg)	MSD % REC	% RPD	QC LIMITS RPD	QC LIMITS REC	QUAL
1,1-Dichloroethene	65.6	53.8	82	5.2	27	43- 147	
Trichloroethene	65.6	62.0	95	2.3	23	46- 143	
Benzene	65.6	58.9	90	2.7	20	55- 138	
Toluene	65.6	60.2	92	1.9	24	46- 147	
Chlorobenzene	65.6	61.0	93	3.4	22	49- 139	

NOTES(S):

Results and reporting limits have been adjusted for dry weight.

Column to be used to flag recovery and RPD values with an asterisk
* Values outside of QC limits

RPD: 0 out of 5 outside limits
Spike Recovery: 0 out of 5 outside limits

COMMENTS:

FORM III

FORM 5
SEMIVOLATILE ORGANIC INSTRUMENT PERFORMANCE CHECK
DECAFLUOROTRIPHENYLPHOSPHINE (DFTPP)

Lab Name: TESTAMERICA PITTSBURGH Contract:

Lab Code: TA Case No.: SAS No.: SDG No.:

Lab File ID: V1017DF2 DFTPP Injection Date: 10/17/09

Instrument ID: 731 DFTPP Injection Time: 1312

m/e	ION ABUNDANCE CRITERIA	% RELATIVE ABUNDANCE
51	30.0 - 60.0% of mass 198	37.8
68	Less than 2.0% of mass 69	0.7 (1.5)1
69	Mass 69 relative abundance	44.9
70	Less than 2.0% of mass 69	0.3 (0.7)1
127	40.0 - 60.0% of mass 198	47.3
197	Less than 1.0% of mass 198	0.0
198	Base Peak, 100% relative abundance	100.0
199	5.0 to 9.0% of mass 198	7.6
275	10.0 - 30.0% of mass 198	23.0
365	Greater than 1.0% of mass 198	4.07
441	Present, but less than mass 443	9.2
442	40.0 - 99.0% of mass 198	61.3
443	17.0 - 23.0% of mass 442	12.6 (20.5)2

1-Value is % mass 69 2-Value is % mass 442

THIS CHECK APPLIES TO THE FOLLOWING SAMPLES, MS, MSD, BLANKS, AND STANDARDS:

	EPA SAMPLE NO.	LAB SAMPLE ID	LAB FILE ID	DATE ANALYZED	TIME ANALYZED
01	SSTD0.4	SSTD0.4	V1017IC1	10/17/09	1334
02	SSTD2.0	SSTD2.0	V1017IC2	10/17/09	1400
03	SSTD4.0	SSTD4.0	V1017IC3	10/17/09	1426
04	SSTD10	SSTD10	V1017IC4	10/17/09	1451
05	SSTD20	SSTD20	V1017IC5	10/17/09	1517
06	SSTD40	SSTD40	V1017IC6	10/17/09	1541
07	SSTD40	SSTD40	V1017IC7	10/17/09	1606
08	SSTD80	SSTD80	V1017IC8	10/17/09	1632
09					
10					
11					
12					
13					
14					
15					
16					
17					
18					
19					
20					
21					
22					

TestAmerica Pittsburgh

INITIAL CALIBRATION DATA

Start Cal Date : 17-OCT-2009 13:34
End Cal Date : 17-OCT-2009 16:32
Quant Method : ISTD
Origin : Included
Target Version : 4.14
Integrator : HP RTE
Method file : \\PITSVR06\D\chem\731.i\V101709.b\827011.m
Last Edit : 17-Oct-2009 16:49 piccolinov

Calibration File Names:
Level 1: \\PITSVR06\D\chem\731.i\V101709.b\V1017IC1.D
Level 2: \\PITSVR06\D\chem\731.i\V101709.b\V1017IC2.D
Level 3: \\PITSVR06\D\chem\731.i\V101709.b\V1017IC3.D
Level 4: \\PITSVR06\D\chem\731.i\V101709.b\V1017IC4.D
Level 5: \\PITSVR06\D\chem\731.i\V101709.b\V1017IC5.D
Level 6: \\PITSVR06\D\chem\731.i\V101709.b\V1017IC6.D
Level 7: \\PITSVR06\D\chem\731.i\V101709.b\V1017IC7.D
Level 8: \\PITSVR06\D\chem\731.i\V101709.b\V1017IC8.D

Compound	0.4000000 Level 1	2.0000 Level 2	4.0000 Level 3	10.0000 Level 4	20.0000 Level 5	40.0000 Level 6	Curve	Coefficients b	m1	m2	%RSD or R^2	
	60.0000 Level 7	80.0000 Level 8										
198 1,4-Dioxane	0.48073	0.37646	0.35307	0.39160	0.35946	0.34551						
	0.33197	0.33476					AVRG		0.37169		13.03550	
226 n-Decane	+++++	+++++	+++++	+++++	+++++	+++++						
	+++++	+++++					AVRG		0.000e+000		0.000e+000	<-
227 n-Octadecane	+++++	+++++	+++++	+++++	+++++	+++++						
	+++++	+++++					AVRG		0.000e+000		0.000e+000	<-

TestAmerica Pittsburgh

INITIAL CALIBRATION DATA

Start Cal Date : 17-OCT-2009 13:34
End Cal Date : 17-OCT-2009 16:32
Quant Method : ISTD
Origin : Included
Target Version : 4.14
Integrator : HP RTE
Method file : \\PITSVR06\D\chem\731.i\V101709.b\827011.m
Last Edit : 17-Oct-2009 16:49 piccolinov

Compound	0.4000000 Level 1	2.0000 Level 2	4.0000 Level 3	10.0000 Level 4	20.0000 Level 5	40.0000 Level 6	Curve	Coefficients b	m1	m2	%RSD or R^2	
	60.0000 Level 7	80.0000 Level 8										
7 N-Nitrosomorpholine	+++++	+++++	+++++	+++++	+++++	+++++						
	+++++	+++++					AVRG		0.000e+000		0.000e+000	<-
8 Ethyl methanesulfonate	+++++	+++++	+++++	+++++	+++++	+++++						
	+++++	+++++					AVRG		0.000e+000		0.000e+000	<-
9 Pyridine	0.99855	1.03727	1.07312	1.09865	1.05727	0.99995						
	0.95287	0.97711					AVRG		1.02435		4.91625	
199 Thionazin	+++++	+++++	+++++	+++++	+++++	+++++						
	+++++	+++++					AVRG		0.000e+000		0.000e+000	<-
200 Sulfotepp	+++++	+++++	+++++	+++++	+++++	+++++						
	+++++	+++++					AVRG		0.000e+000		0.000e+000	<-
10 N-Nitrosodimethylamine	0.61115	0.49546	0.51834	0.54305	0.50690	0.51235						
	0.48488	0.50655					AVRG		0.52234		7.60505	
11 Ethyl methacrylate	+++++	+++++	+++++	+++++	+++++	+++++						
	+++++	+++++					AVRG		0.000e+000		0.000e+000	<-

TestAmerica Pittsburgh

INITIAL CALIBRATION DATA

Start Cal Date : 17-OCT-2009 13:34
End Cal Date : 17-OCT-2009 16:32
Quant Method : ISTD
Origin : Included
Target Version : 4.14
Integrator : HP RTE
Method file : \\PITSVR06\D\chem\731.i\V101709.b\827011.m
Last Edit : 17-Oct-2009 16:49 piccolinov

Compound	0.4000000 Level 1	2.0000 Level 2	4.0000 Level 3	10.0000 Level 4	20.0000 Level 5	40.0000 Level 6	Curve	Coefficients b	m1	m2	%RSD or R^2	
	60.0000 Level 7	80.0000 Level 8										
12 3-Chloropropionitrile	+++++	+++++	+++++	+++++	+++++	+++++						
	+++++	+++++					AVRG		0.000e+000		0.000e+000	<-
13 Malononitrile	+++++	+++++	+++++	+++++	+++++	+++++						
	+++++	+++++					AVRG		0.000e+000		0.000e+000	<-
14 2-Picoline	+++++	+++++	+++++	+++++	+++++	+++++						
	+++++	+++++					AVRG		0.000e+000		0.000e+000	<-
15 N-Nitrosomethylethylamine	+++++	+++++	+++++	+++++	+++++	+++++						
	+++++	+++++					AVRG		0.000e+000		0.000e+000	<-
16 Methyl methanesulfonate	0.83887	0.77652	0.78439	0.79338	0.75292	0.74545						
	0.69387	0.67547					AVRG		0.75761		7.04444	
18 1,3-Dichloro-2-propanol	+++++	+++++	+++++	+++++	+++++	+++++						
	+++++	+++++					AVRG		0.000e+000		0.000e+000	<-
19 N-Nitrosodiethylamine	+++++	+++++	+++++	+++++	+++++	+++++						
	+++++	+++++					AVRG		0.000e+000		0.000e+000	<-

TestAmerica Pittsburgh

INITIAL CALIBRATION DATA

Start Cal Date : 17-OCT-2009 13:34
End Cal Date : 17-OCT-2009 16:32
Quant Method : ISTD
Origin : Included
Target Version : 4.14
Integrator : HP RTE
Method file : \\PITSVR06\D\chem\731.i\V101709.b\827011.m
Last Edit : 17-Oct-2009 16:49 piccolinov

Compound	0.4000000 Level 1	2.0000 Level 2	4.0000 Level 3	10.0000 Level 4	20.0000 Level 5	40.0000 Level 6	Curve	Coefficients b	Coefficients m1	Coefficients m2	%RSD or R^2	
	60.0000 Level 7	80.0000 Level 8										
21 Aniline	2.57638	2.13729	2.19123	2.33054	2.20845	2.08296						
	1.89519	1.85840					AVRG		2.16006		10.69113	
206 Benzaldehyde	6281	21953	64637	229950	442793	786503						
	935950	1065517					QUAD	0.21065	0.47407	0.11241	0.99777	
22 Phenol	2.35342	1.89693	2.08324	2.09743	1.96552	1.89638						
	1.80000	1.81220					AVRG		1.98814		9.27498	
23 bis(2-Chloroethyl)ether	1.46182	1.24864	1.43165	1.40007	1.33471	1.30374						
	1.27503	1.30133					AVRG		1.34462		5.76637	
24 2-Chlorophenol	1.63499	1.34259	1.43789	1.49633	1.40036	1.39754						
	1.37398	1.38978					AVRG		1.43418		6.49138	
25 Pentachloroethane	+++++	+++++	+++++	+++++	+++++	+++++						
	+++++	+++++					AVRG		0.000e+000		0.000e+000	<-
26 1,3-Dichlorobenzene	1.83005	1.49560	1.66098	1.68954	1.64236	1.62665						
	1.59088	1.64907					AVRG		1.64814		5.71072	

(1 - 821)

TestAmerica Pittsburgh

INITIAL CALIBRATION DATA

Start Cal Date : 17-OCT-2009 13:34
End Cal Date : 17-OCT-2009 16:32
Quant Method : ISTD
Origin : Included
Target Version : 4.14
Integrator : HP RTE
Method file : \\PITSVR06\D\chem\731.i\V101709.b\827011.m
Last Edit : 17-Oct-2009 16:49 piccolinov

Compound	0.4000000 Level 1	2.0000 Level 2	4.0000 Level 3	10.0000 Level 4	20.0000 Level 5	40.0000 Level 6	60.0000 Level 7	80.0000 Level 8	Curve	Coefficients b	Coefficients m1	Coefficients m2	%RSD or R^2	
27 1,4-Dichlorobenzene	2.01241	1.58040	1.72583	1.67048	1.64925	1.64223	1.63922	1.65894	AVRG		1.69735		7.86273	
28 1,2-Dichlorobenzene	1.97067	1.50318	1.60547	1.63361	1.58761	1.56458	1.54784	1.54047	AVRG		1.61918		9.12052	
29 Benzyl Alcohol	1.03178	0.95021	0.91676	0.94694	0.95579	0.96623	0.90996	0.92732	AVRG		0.95062		4.01812	
30 2-Methylphenol	1.56229	1.23610	1.33157	1.36387	1.29683	1.29504	1.25976	1.28369	AVRG		1.32864		7.70257	
31 2,2'-oxybis(1-Chloropropane)	1.95956	1.61211	1.74536	1.70871	1.62257	1.57410	1.48187	1.46870	AVRG		1.64662		9.66587	
32 N-Nitroso-di-n-propylamine	1.18340	1.00518	1.02635	0.99765	0.92406	0.89496	0.84506	0.85031	AVRG		0.96587		11.62549	
M 195 Cresols, total	+++++	+++++	+++++	+++++	+++++	+++++	+++++	+++++	AVRG		0.000e+000		0.000e+000	<-

409

C9J020291

TestAmerica Pittsburgh

INITIAL CALIBRATION DATA

Start Cal Date : 17-OCT-2009 13:34
End Cal Date : 17-OCT-2009 16:32
Quant Method : ISTD
Origin : Included
Target Version : 4.14
Integrator : HP RTE
Method file : \\PITSVR06\D\chem\731.i\V101709.b\827011.m
Last Edit : 17-Oct-2009 16:49 piccolinov

Compound	0.4000000 Level 1	2.0000 Level 2	4.0000 Level 3	10.0000 Level 4	20.0000 Level 5	40.0000 Level 6	Curve	Coefficients b	m1	m2	%RSD or R^2	
	60.0000 Level 7	80.0000 Level 8										
192 4-Methylphenol	1.59473	1.32550	1.40287	1.42589	1.40562	1.37939						
	1.32028	1.33295					AVRG		1.39840		6.36373	
203 3&4-Methylphenol total	+++++	+++++	+++++	+++++	+++++	+++++						
	+++++	+++++					AVRG		0.000e+000		0.000e+000	<-
193 3-Methylphenol	+++++	+++++	+++++	+++++	+++++	+++++						
	+++++	+++++					AVRG		0.000e+000		0.000e+000	<-
34 Hexachloroethane	1.01703	0.73856	0.77866	0.82128	0.79869	0.77303						
	0.75450	0.76959					AVRG		0.80642		11.01002	
35 Nitrobenzene	0.54524	0.45586	0.46865	0.47307	0.45079	0.43964						
	0.44546	0.45325					AVRG		0.46650		7.22284	
36 N-Nitrosopyrrolidine	0.68056	0.61509	0.72178	0.67907	0.66102	0.66182						
	0.63822	0.65367					AVRG		0.66390		4.76891	
37 Acetophenone	+++++	2.11428	2.08938	2.08050	2.01101	1.93715						
	1.89607	1.92478					AVRG		2.00760		4.43922	

ok

TestAmerica Pittsburgh

INITIAL CALIBRATION DATA

Start Cal Date : 17-OCT-2009 13:34
End Cal Date : 17-OCT-2009 16:32
Quant Method : ISTD
Origin : Included
Target Version : 4.14
Integrator : HP RTE
Method file : \\PITSVR06\D\chem\731.i\V101709.b\8270ll.m
Last Edit : 17-Oct-2009 16:49 piccolinov

Compound	0.4000000 Level 1	2.0000 Level 2	4.0000 Level 3	10.0000 Level 4	20.0000 Level 5	40.0000 Level 6	Curve	Coefficients b	m1	m2	%RSD or R^2	
	60.0000 Level 7	80.0000 Level 8										
39 o-Toluidine	+++++	+++++	+++++	+++++	+++++	+++++						
	+++++	+++++					AVRG		0.000e+000		0.000e+000	<-
40 N-Nitrosopiperidine	+++++	+++++	+++++	+++++	+++++	+++++						
	+++++	+++++					AVRG		0.000e+000		0.000e+000	<-
41 Isophorone	0.87471	0.73803	0.76894	0.78439	0.75626	0.76096						
	0.77334	0.78646					AVRG		0.78039		5.27974	
42 2-Nitrophenol	0.22395	0.18609	0.19820	0.20813	0.20436	0.21612						
	0.22214	0.22646					AVRG		0.21068		6.69543	
43 2,4-Dimethylphenol	0.45238	0.36239	0.41277	0.40956	0.40311	0.41336						
	0.41924	0.42549					AVRG		0.41229		6.09032	
44 bis(2-Chloroethoxy)methane	0.58728	0.45471	0.46795	0.47540	0.46805	0.47667						
	0.48646	0.49002					AVRG		0.48832		8.49945	
45 O,O,O-Triethyl phosphorothioa	+++++	+++++	+++++	+++++	+++++	+++++						
	+++++	+++++					AVRG		0.000e+000		0.000e+000	<-

(1 - 821)

TestAmerica Pittsburgh

INITIAL CALIBRATION DATA

Start Cal Date : 17-OCT-2009 13:34
End Cal Date : 17-OCT-2009 16:32
Quant Method : ISTD
Origin : Included
Target Version : 4.14
Integrator : HP RTE
Method file : \\PITSVR06\D\chem\731.i\V101709.b\827011.m
Last Edit : 17-Oct-2009 16:49 piccolinov

Compound	0.4000000 Level 1	2.0000 Level 2	4.0000 Level 3	10.0000 Level 4	20.0000 Level 5	40.0000 Level 6	60.0000 Level 7	80.0000 Level 8	Curve	Coefficients b	m1	m2	%RSD or R^2	
46 2,4-Toluenediamene	+++++	+++++	+++++	+++++	+++++	+++++	+++++	+++++						
									AVRG		0.000e+000		0.000e+000	<-
47 1,3,5-Trichlorobenzene	+++++	+++++	+++++	+++++	+++++	+++++	+++++	+++++						
									AVRG		0.000e+000		0.000e+000	<-
48 2,4-Dichlorophenol	0.36946	0.31827	0.31838	0.34829	0.33422	0.34662	0.36152	0.37480						
									AVRG		0.34644		6.26299	
49 Benzoic Acid	0.17770	0.19587	0.22206	0.23132	0.24398	0.25240	0.27241	0.25957						
									AVRG		0.23191		13.93043	
50 1,2,4-Trichlorobenzene	0.48545	0.37375	0.38331	0.40962	0.40480	0.41690	0.43063	0.44863						
									AVRG		0.41914		8.57523	
51 Naphthalene	1.21253	1.04314	1.09907	1.11590	1.10916	1.15737	1.18478	1.23458						
									AVRG		1.14457		5.61739	
52 4-Chloroaniline	0.50382	0.42825	0.45082	0.46909	0.46814	0.48274	0.48757	0.49738						
									AVRG		0.47347		5.28488	

412

C9J020291

TestAmerica Pittsburgh

INITIAL CALIBRATION DATA

Start Cal Date : 17-OCT-2009 13:34
End Cal Date : 17-OCT-2009 16:32
Quant Method : ISTD
Origin : Included
Target Version : 4.14
Integrator : HP RTE
Method file : \\PITSVR06\D\chem\731.i\V101709.b\827011.m
Last Edit : 17-Oct-2009 16:49 piccolinov

Compound	0.4000000 Level 1	2.0000 Level 2	4.0000 Level 3	10.0000 Level 4	20.0000 Level 5	40.0000 Level 6	Curve	Coefficients b	m1	m2	%RSD or R^2	
	60.0000 Level 7	80.0000 Level 8										
53 a,a-Dimethyl-phenethylamine	+++++	+++++	+++++	+++++	+++++	+++++						
	+++++	+++++					AVRG		0.000e+000		0.000e+000	<-
54 2,6-Dichlorophenol	0.36336	0.30445	0.29695	0.32516	0.31309	0.33357						
	0.34483	0.35853					AVRG		0.32999		7.43514	
55 Hexachloropropene	+++++	+++++	+++++	+++++	+++++	+++++						
	+++++	+++++					AVRG		0.000e+000		0.000e+000	<-
56 Hexachlorobutadiene	0.32587	0.28862	0.27134	0.29176	0.29093	0.29316						
	0.30486	0.31622					AVRG		0.29785		5.76892	
208 Caprolactam	0.12547	0.10688	0.10190	0.11207	0.11032	0.11160						
	0.11680	0.12130					AVRG		0.11329		6.74595	
57 1,2,3-Trichlorobenzene	+++++	+++++	+++++	+++++	+++++	+++++						
	+++++	+++++					AVRG		0.000e+000		0.000e+000	<-
58 N-Nitrosodi-n-butylamine	+++++	+++++	+++++	+++++	+++++	+++++						
	+++++	+++++					AVRG		0.000e+000		0.000e+000	<-

TestAmerica Pittsburgh

INITIAL CALIBRATION DATA

Start Cal Date : 17-OCT-2009 13:34
End Cal Date : 17-OCT-2009 16:32
Quant Method : ISTD
Origin : Included
Target Version : 4.14
Integrator : HP RTE
Method file : \\PITSVR06\D\chem\731.i\V101709.b\827011.m
Last Edit : 17-Oct-2009 16:49 piccolinov

Compound	0.4000000 Level 1	2.0000 Level 2	4.0000 Level 3	10.0000 Level 4	20.0000 Level 5	40.0000 Level 6	Curve	Coefficients b	m1	m2	%RSD or R^2	
	60.0000 Level 7	80.0000 Level 8										
59 4-Chloro-3-Methylphenol	0.36515	0.31806	0.33898	0.35183	0.34601	0.34808						
	0.36252	0.36818					AVRG		0.34985		4.68538	
60 p-Phenylene diamine	+++++	+++++	+++++	+++++	+++++	+++++						
	+++++	+++++					AVRG		0.000e+000		0.000e+000	<-
61 Safrole	+++++	+++++	+++++	+++++	+++++	+++++						
	+++++	+++++					AVRG		0.000e+000		0.000e+000	<-
62 2-Methylnaphthalene	0.79095	0.71181	0.70681	0.71964	0.72936	0.75603						
	0.78349	0.83163					AVRG		0.75371		5.94608	
63 1-Methylnaphthalene	0.86484	0.72382	0.74275	0.75781	0.76256	0.78678						
	0.81908	0.86027					AVRG		0.78974		6.73361	
64 Hexachlorocyclopentadiene	0.52772	0.40518	0.45289	0.48689	0.50535	0.53846						
	0.55916	0.55375					AVRG		0.50368		10.69602	
65 1,2,4,5-Tetrachlorobenzene	0.83735	0.67126	0.72065	0.73206	0.74344	0.75466						
	0.78440	0.78713					AVRG		0.75387		6.63619	

TestAmerica Pittsburgh

INITIAL CALIBRATION DATA

Start Cal Date : 17-OCT-2009 13:34
End Cal Date : 17-OCT-2009 16:32
Quant Method : ISTD
Origin : Included
Target Version : 4.14
Integrator : HP RTE
Method file : \\PITSVR06\D\chem\731.i\V101709.b\827011.m
Last Edit : 17-Oct-2009 16:49 piccolinov

Compound	0.4000000 Level 1	2.0000 Level 2	4.0000 Level 3	10.0000 Level 4	20.0000 Level 5	40.0000 Level 6	Curve	Coefficients b	m1	m2	%RSD or R^2	
	60.0000 Level 7	80.0000 Level 8										
66 2,4,6-Trichlorophenol	0.49192	0.41782	0.42028	0.44073	0.45290	0.48891						
	0.47790	0.53395					AVRG		0.46555		8.58246	
67 2,4,5-Trichlorophenol	0.46203	0.41559	0.43030	0.47806	0.46986	0.48458						
	0.50929	0.49210					AVRG		0.46773		6.69707	
209 1,1'-Biphenyl	1.75126	1.48519	1.49656	1.60411	1.60767	1.66023						
	1.71269	1.79267					AVRG		1.63880		6.85123	
68 1,2,3,5-Tetrachlorobenzene	+++++	+++++	+++++	+++++	+++++	+++++						
	+++++	+++++					AVRG		0.000e+000		0.000e+000	<-
69 1,4-Dinitrobenzene	+++++	+++++	+++++	+++++	+++++	+++++						
	+++++	+++++					AVRG		0.000e+000		0.000e+000	<-
70 2-Chloronaphthalene	1.40857	1.12811	1.16890	1.24152	1.21320	1.26445						
	1.30843	1.34554					AVRG		1.25984		7.34761	
71 Isosafrole 1	+++++	+++++	+++++	+++++	+++++	+++++						
	+++++	+++++					AVRG		0.000e+000		0.000e+000	<-

TestAmerica Pittsburgh

INITIAL CALIBRATION DATA

Start Cal Date : 17-OCT-2009 13:34
End Cal Date : 17-OCT-2009 16:32
Quant Method : ISTD
Origin : Included
Target Version : 4.14
Integrator : HP RTE
Method file : \\PITSVR06\D\chem\731.i\V101709.b\827011.m
Last Edit : 17-Oct-2009 16:49 piccolinov

Compound	0.4000000 Level 1	2.0000 Level 2	4.0000 Level 3	10.0000 Level 4	20.0000 Level 5	40.0000 Level 6	Curve	Coefficients b	m1	m2	%RSD or R^2	
	60.0000 Level 7	80.0000 Level 8										
M 188 Isosafrole, Total	+++++	+++++	+++++	+++++	+++++	+++++						
	+++++	+++++					AVRG		0.000e+000		0.000e+000	<-
72 Isosafrole 2	+++++	+++++	+++++	+++++	+++++	+++++						
	+++++	+++++					AVRG		0.000e+000		0.000e+000	<-
73 2-Nitroaniline	0.41848	0.38599	0.38106	0.39811	0.40348	0.39077						
	0.39689	0.39764					AVRG		0.39655		2.88725	
74 1,2,3,4-Tetrachlorobenzene	+++++	+++++	+++++	+++++	+++++	+++++						
	+++++	+++++					AVRG		0.000e+000		0.000e+000	<-
75 1,4-Naphthoquinone	+++++	+++++	+++++	+++++	+++++	+++++						
	+++++	+++++					AVRG		0.000e+000		0.000e+000	<-
76 Dimethylphthalate	1.37840	1.23652	1.30780	1.32154	1.35298	1.36566						
	1.41471	1.46231					AVRG		1.35499		5.07731	
77 m-Dinitrobenzene	+++++	+++++	+++++	+++++	+++++	+++++						
	+++++	+++++					AVRG		0.000e+000		0.000e+000	<-

TestAmerica Pittsburgh

INITIAL CALIBRATION DATA

Start Cal Date : 17-OCT-2009 13:34
End Cal Date : 17-OCT-2009 16:32
Quant Method : ISTD
Origin : Included
Target Version : 4.14
Integrator : HP RTE
Method file : \\PITSVR06\D\chem\731.i\V101709.b\827011.m
Last Edit : 17-Oct-2009 16:49 piccolinov

Compound	0.4000000 Level 1	2.0000 Level 2	4.0000 Level 3	10.0000 Level 4	20.0000 Level 5	40.0000 Level 6	Curve	Coefficients b	m1	m2	%RSD or R^2	
	60.0000 Level 7	80.0000 Level 8										
78 2,6-Dinitrotoluene	0.26025	0.24019	0.27191	0.28584	0.29451	0.29084						
	0.29645	0.30803					AVRG		0.28100		7.90052	
79 Acenaphthylene	1.92056	1.65255	1.80330	1.86126	1.89341	1.95619						
	2.00485	2.07219					AVRG		1.89554		6.79671	
80 1,2-Dinitrobenzene	+++++	+++++	+++++	+++++	+++++	+++++						
	+++++	+++++					AVRG		0.000e+000		0.000e+000	<-
81 3-Nitroaniline	0.29851	0.29296	0.31265	0.33276	0.32973	0.32759						
	0.33903	0.33893					AVRG		0.32152		5.59351	
82 Acenaphthene	1.35010	1.10994	1.11431	1.18202	1.19581	1.22426						
	1.22354	1.27529					AVRG		1.20941		6.58731	
83 2,4-Dinitrophenol	+++++	23487	71942	150670	253269	336820						
	498616	576798					QUAD	0.22373	5.32903	-0.40237	0.99954	
84 Pentachlorobenzene	+++++	+++++	+++++	+++++	+++++	+++++						
	+++++	+++++					AVRG		0.000e+000		0.000e+000	<-

TestAmerica Pittsburgh

INITIAL CALIBRATION DATA

Start Cal Date : 17-OCT-2009 13:34
End Cal Date : 17-OCT-2009 16:32
Quant Method : ISTD
Origin : Included
Target Version : 4.14
Integrator : HP RTE
Method file : \\PITSVR06\D\chem\731.i\V101709.b\827011.m
Last Edit : 17-Oct-2009 16:49 piccolinov

Compound	0.4000000 Level 1	2.0000 Level 2	4.0000 Level 3	10.0000 Level 4	20.0000 Level 5	40.0000 Level 6	Curve	Coefficients b	m1	m2	%RSD or R^2	
	60.0000 Level 7	80.0000 Level 8										
85 4-Nitrophenol	0.21503	0.25628	0.25993	0.28770	0.27403	0.27886						
	0.28281	0.27388					AVRG		0.26606		8.72810	
86 Dibenzofuran	2.00203	1.67157	1.76023	1.81573	1.83417	1.85204						
	1.92880	2.01106					AVRG		1.85945		6.29378	
87 2,4-Dinitrotoluene	0.44557	0.35237	0.38606	0.40319	0.39538	0.39380						
	0.40742	0.42484					AVRG		0.40108		6.84292	
88 2,3,4,6-Tetrachlorophenol	0.46944	0.42981	0.44828	0.47359	0.46669	0.47890						
	0.48170	0.50576					AVRG		0.46927		4.83429	
89 1-Naphthylamine	+++++	+++++	+++++	+++++	+++++	+++++						
	+++++	+++++					AVRG		0.000e+000		0.000e+000	<-
90 Zinophos	+++++	+++++	+++++	+++++	+++++	+++++						
	+++++	+++++					AVRG		0.000e+000		0.000e+000	<-
91 2,3,5,6-Tetrachlorophenol	0.48494	0.38940	0.41920	0.44357	0.46162	0.49130						
	0.53057	0.54303					AVRG		0.47045		11.22569	

(1 - 821)

TestAmerica Pittsburgh

INITIAL CALIBRATION DATA

Start Cal Date : 17-OCT-2009 13:34
End Cal Date : 17-OCT-2009 16:32
Quant Method : ISTD
Origin : Included
Target Version : 4.14
Integrator : HP RTE
Method file : \\PITSVR06\D\chem\731.i\V101709.b\827011.m
Last Edit : 17-Oct-2009 16:49 piccolinov

Compound	0.4000000 Level 1	2.0000 Level 2	4.0000 Level 3	10.0000 Level 4	20.0000 Level 5	40.0000 Level 6	Curve	Coefficients b	m1	m2	%RSD or R^2	
	60.0000 Level 7	80.0000 Level 8										
92 2-Naphthylamine	20636	78522	112904	358938	676006	974275						
	+++++	+++++					QUAD	0.13233	0.59371	0.41228	0.99640	
93 Diethylphthalate	1.49264	1.37405	1.39495	1.46895	1.41069	1.43036						
	1.47531	1.49413					AVRG		1.44264		3.21529	
94 Fluorene	1.47652	1.23851	1.31571	1.36804	1.38960	1.45746						
	1.50273	1.57110					AVRG		1.41496		7.62626	
95 4-Chlorophenyl-phenylether	0.90501	0.69931	0.78147	0.78801	0.80167	0.83536						
	0.88094	0.91203					AVRG		0.82548		8.78548	
96 4-Nitroaniline	0.37960	0.28932	0.32105	0.34807	0.35427	0.34050						
	0.36775	0.36656					AVRG		0.34589		8.43815	
97 5-Nitro-o-toluidine	+++++	+++++	+++++	+++++	+++++	+++++						
	+++++	+++++					AVRG		0.000e+000		0.000e+000	<-
98 4,6-Dinitro-2-methylphenol	+++++	0.09700	0.10812	0.12196	0.12798	0.12025						
	0.12871	0.14020					AVRG		0.12060		11.81817	

419

C9J020291

TestAmerica Pittsburgh

INITIAL CALIBRATION DATA

Start Cal Date : 17-OCT-2009 13:34
End Cal Date : 17-OCT-2009 16:32
Quant Method : ISTD
Origin : Included
Target Version : 4.14
Integrator : HP RTE
Method file : \\PITSVR06\D\chem\731.i\V101709.b\827011.m
Last Edit : 17-Oct-2009 16:49 piccolinov

Compound	0.4000000 Level 1	2.0000 Level 2	4.0000 Level 3	10.0000 Level 4	20.0000 Level 5	40.0000 Level 6	Curve	Coefficients b	m1	m2	%RSD or R^2	
	60.0000 Level 7	80.0000 Level 8										
99 N-Nitrosodiphenylamine (1)	0.48879	0.43232	0.45802	0.47152	0.48175	0.47239						
	0.49193	0.53108					AVRG		0.47848		5.96366	
100 1,2-Diphenylhydrazine	0.90472	0.83504	0.87401	0.87919	0.85829	0.81903						
	0.81211	0.83904					AVRG		0.85268		3.75396	
101 Diphenylamine	+++++	+++++	+++++	+++++	+++++	+++++						
	+++++	+++++					AVRG		0.000e+000		0.000e+000	<-
202 N-Nitroso&Diphenylamine	+++++	+++++	+++++	+++++	+++++	+++++						
	+++++	+++++					AVRG		0.000e+000		0.000e+000	<-
102 Tetraethyl dithiopyrophosphat	+++++	+++++	+++++	+++++	+++++	+++++						
	+++++	+++++					AVRG		0.000e+000		0.000e+000	<-
103 Diallate 1	+++++	+++++	+++++	+++++	+++++	+++++						
	+++++	+++++					AVRG		0.000e+000		0.000e+000	<-
M 189 Diallate, Total	+++++	+++++	+++++	+++++	+++++	+++++						
	+++++	+++++					AVRG		0.000e+000		0.000e+000	<-

TestAmerica Pittsburgh

INITIAL CALIBRATION DATA

Start Cal Date : 17-OCT-2009 13:34
End Cal Date : 17-OCT-2009 16:32
Quant Method : ISTD
Origin : Included
Target Version : 4.14
Integrator : HP RTE
Method file : \\PITSVR06\D\chem\731.i\V101709.b\827011.m
Last Edit : 17-Oct-2009 16:49 piccolinov

Compound	0.4000000 Level 1	2.0000 Level 2	4.0000 Level 3	10.0000 Level 4	20.0000 Level 5	40.0000 Level 6	Curve	Coefficients b	m1	m2	%RSD or R^2	
	60.0000 Level 7	80.0000 Level 8										
104 Phorate	+++++	+++++	+++++	+++++	+++++	+++++						
	+++++	+++++					AVRG		0.000e+000		0.000e+000	<-
105 1,3,5-Trinitrobenzene	+++++	+++++	+++++	+++++	+++++	+++++						
	+++++	+++++					AVRG		0.000e+000		0.000e+000	<-
106 4-Bromophenyl-phenylether	0.26901	0.20846	0.23206	0.24730	0.24552	0.24971						
	0.25452	0.27043					AVRG		0.24713		8.10405	
107 Hexachlorobenzene	0.32052	0.22390	0.24006	0.25949	0.26744	0.25923						
	0.27101	0.28388					AVRG		0.26569		10.88275	
210 Atrazine	0.22401	0.18557	0.14309	0.20382	0.20516	0.18928						
	+++++	+++++					AVRG		0.19182		14.32931	
108 Phenacetin	+++++	+++++	+++++	+++++	+++++	+++++						
	+++++	+++++					AVRG		0.000e+000		0.000e+000	<-
109 Diallate 2	+++++	+++++	+++++	+++++	+++++	+++++						
	+++++	+++++					AVRG		0.000e+000		0.000e+000	<-

TestAmerica Pittsburgh

INITIAL CALIBRATION DATA

Start Cal Date : 17-OCT-2009 13:34
End Cal Date : 17-OCT-2009 16:32
Quant Method : ISTD
Origin : Included
Target Version : 4.14
Integrator : HP RTE
Method file : \\PITSVR06\D\chem\731.i\V101709.b\827011.m
Last Edit : 17-Oct-2009 16:49 piccolinov

Compound	0.4000000 Level 1	2.0000 Level 2	4.0000 Level 3	10.0000 Level 4	20.0000 Level 5	40.0000 Level 6	Curve	Coefficients b	m1	m2	%RSD or R^2	
	60.0000 Level 7	80.0000 Level 8										
110 Dimethoate	+++++	+++++	+++++	+++++	+++++	+++++						
	+++++	+++++					AVRG		0.000e+000		0.000e+000	<-
111 Pentachlorophenol	0.17678	0.14900	0.16869	0.15602	0.16889	0.17402						
	0.18000	0.19451					AVRG		0.17099		8.25494	
112 Pentachloronitrobenzene	+++++	+++++	+++++	+++++	+++++	+++++						
	+++++	+++++					AVRG		0.000e+000		0.000e+000	<-
113 4-Aminobiphenyl	+++++	+++++	+++++	+++++	+++++	+++++						
	+++++	+++++					AVRG		0.000e+000		0.000e+000	<-
114 Pronamide	+++++	+++++	+++++	+++++	+++++	+++++						
	+++++	+++++					AVRG		0.000e+000		0.000e+000	<-
115 Phenanthrene	1.21893	0.93306	0.99151	1.04651	1.06203	1.07489						
	1.10491	1.21666					AVRG		1.08106		9.21593	
116 Anthracene	1.16920	0.92753	1.02624	1.07537	1.06821	1.07097						
	1.11510	1.12756					AVRG		1.07252		6.81368	

(1 - 821)

TestAmerica Pittsburgh

INITIAL CALIBRATION DATA

Start Cal Date : 17-OCT-2009 13:34
End Cal Date : 17-OCT-2009 16:32
Quant Method : ISTD
Origin : Included
Target Version : 4.14
Integrator : HP RTE
Method file : \\PITSVR06\D\chem\731.i\V101709.b\827011.m
Last Edit : 17-Oct-2009 16:49 piccolinov

Compound	0.4000000 Level 1	2.0000 Level 2	4.0000 Level 3	10.0000 Level 4	20.0000 Level 5	40.0000 Level 6	Curve	Coefficients b	m1	m2	%RSD or R^2	
	60.0000 Level 7	80.0000 Level 8										
117 Dinoseb	+++++	+++++	+++++	+++++	+++++	+++++						
	+++++	+++++					AVRG		0.000e+000		0.000e+000	<-
118 Disulfoton	+++++	+++++	+++++	+++++	+++++	+++++						
	+++++	+++++					AVRG		0.000e+000		0.000e+000	<-
119 Carbazole	1.14835	0.88162	0.96828	1.01837	0.98918	0.96639						
	1.00364	1.04210					AVRG		1.00224		7.57591	
120 Di-n-Butylphthalate	1.34673	1.13340	1.24033	1.31407	1.32285	1.28025						
	1.29683	1.29237					AVRG		1.27835		5.19961	
121 4-Nitroquinoline 1-oxide	+++++	+++++	+++++	+++++	+++++	+++++						
	+++++	+++++					AVRG		0.000e+000		0.000e+000	<-
122 Methapyrilene	+++++	+++++	+++++	+++++	+++++	+++++						
	+++++	+++++					AVRG		0.000e+000		0.000e+000	<-
123 Fluoranthene	1.53564	1.17897	1.24460	1.32665	1.32950	1.31917						
	1.36869	1.35560					AVRG		1.33235		7.74970	

423

C9J020291

TestAmerica Pittsburgh

INITIAL CALIBRATION DATA

Start Cal Date : 17-OCT-2009 13:34
End Cal Date : 17-OCT-2009 16:32
Quant Method : ISTD
Origin : Included
Target Version : 4.14
Integrator : HP RTE
Method file : \\PITSVR06\D\chem\731.i\V101709.b\827011.m
Last Edit : 17-Oct-2009 16:49 piccolinov

Compound	0.4000000 Level 1	2.0000 Level 2	4.0000 Level 3	10.0000 Level 4	20.0000 Level 5	40.0000 Level 6	Curve	Coefficients b	m1	m2	%RSD or R^2	
	60.0000 Level 7	80.0000 Level 8										
124 Benzidine	14669	49806	109502	385946	777143	1373152						
	1695376	2075763					QUAD	0.07082	1.90554	0.20113	0.99748	
125 Pyrene	1.58277	1.33411	1.39242	1.44730	1.50973	1.47515						
	1.50410	1.49092					AVRG		1.46706		5.20735	
126 Aramite 1	+++++	+++++	+++++	+++++	+++++	+++++						
	+++++	+++++					AVRG		0.000e+000		0.000e+000	<-
M 191 Aramite, Total	+++++	+++++	+++++	+++++	+++++	+++++						
	+++++	+++++					AVRG		0.000e+000		0.000e+000	<-
127 Aramite 2	+++++	+++++	+++++	+++++	+++++	+++++						
	+++++	+++++					AVRG		0.000e+000		0.000e+000	<-
128 p-Dimethylamino azobenzene	+++++	+++++	+++++	+++++	+++++	+++++						
	+++++	+++++					AVRG		0.000e+000		0.000e+000	<-
129 p-Chlorobenzilate	+++++	+++++	+++++	+++++	+++++	+++++						
	+++++	+++++					AVRG		0.000e+000		0.000e+000	<-

TestAmerica Pittsburgh

INITIAL CALIBRATION DATA

Start Cal Date : 17-OCT-2009 13:34
End Cal Date : 17-OCT-2009 16:32
Quant Method : ISTD
Origin : Included
Target Version : 4.14
Integrator : HP RTE
Method file : \\PITSVR06\D\chem\731.i\V101709.b\827011.m
Last Edit : 17-Oct-2009 16:49 piccolinov

Compound	0.4000000 Level 1	2.0000 Level 2	4.0000 Level 3	10.0000 Level 4	20.0000 Level 5	40.0000 Level 6	Curve	Coefficients b	m1	m2	%RSD or R^2	
	60.0000 Level 7	80.0000 Level 8										
130 Famphur	+++++	+++++	+++++	+++++	+++++	+++++						
	+++++	+++++					AVRG		0.000e+000		0.000e+000	<-
131 Butylbenzylphthalate	0.58212	0.56216	0.60237	0.61849	0.64334	0.61454						
	0.62927	0.66016					AVRG		0.62656		5.86317	
132 3,3'-Dimethylbenzidine	+++++	+++++	+++++	+++++	+++++	+++++						
	+++++	+++++					AVRG		0.000e+000		0.000e+000	<-
133 3,3'-Dimethoxybenzidine	+++++	+++++	+++++	+++++	+++++	+++++						
	+++++	+++++					AVRG		0.000e+000		0.000e+000	<-
134 2-Acetylaminofluorene	+++++	+++++	+++++	+++++	+++++	+++++						
	+++++	+++++					AVRG		0.000e+000		0.000e+000	<-
135 3,3'-Dichlorobenzidine	0.49870	0.42832	0.44515	0.49577	0.51207	0.52155						
	0.52136	0.55518					AVRG		0.49726		8.40143	
136 Benzo(a)Anthracene	1.45784	1.17679	1.19742	1.26127	1.27252	1.24664						
	1.28766	1.37491					AVRG		1.28438		7.18018	

TestAmerica Pittsburgh

INITIAL CALIBRATION DATA

Start Cal Date : 17-OCT-2009 13:34
End Cal Date : 17-OCT-2009 16:32
Quant Method : ISTD
Origin : Included
Target Version : 4.14
Integrator : HP RTE
Method file : \\PITSVR06\D\chem\731.i\V101709.b\827011.m
Last Edit : 17-Oct-2009 16:49 piccolinov

Compound	0.4000000 Level 1	2.0000 Level 2	4.0000 Level 3	10.0000 Level 4	20.0000 Level 5	40.0000 Level 6	Curve	Coefficients b	mi	m2	%RSD or R^2	
	60.0000 Level 7	80.0000 Level 8										
137 Chrysene	1.39926	1.14504	1.19217	1.20204	1.20538	1.18468						
	1.22350	1.27398					AVRG		1.22826		6.35830	
138 4,4'-Methylene bis(o-chloroan	+++++	+++++	+++++	+++++	+++++	+++++						
	+++++	+++++					AVRG		0.000e+000		0.000e+000	<-
139 bis(2-ethylhexyl)Phthalate	1.01628	0.79090	0.81280	0.85633	0.88225	0.86257						
	0.87016	0.91778					AVRG		0.87613		7.87241	
140 Di-n-octylphthalate	2.19002	1.52424	1.67067	1.80424	1.86731	1.83103						
	1.89758	1.88987					AVRG		1.83437		10.47689	
141 Benzo(b)fluoranthene	2.12971	1.51845	1.63642	1.85098	1.74170	1.68154						
	1.86080	2.13812					AVRG		1.81972		12.28246	
204 6-Methylchrysene	+++++	+++++	+++++	+++++	+++++	+++++						
	+++++	+++++					AVRG		0.000e+000		0.000e+000	<-
142 Benzo(k)fluoranthene	2.14943	1.77520	1.79522	1.71243	1.83058	1.82097						
	1.85154	1.69915					AVRG		1.82932		7.66880	

TestAmerica Pittsburgh

INITIAL CALIBRATION DATA

Start Cal Date : 17-OCT-2009 13:34
End Cal Date : 17-OCT-2009 16:32
Quant Method : ISTD
Origin : Included
Target Version : 4.14
Integrator : HP RTE
Method file : \\PITSVR06\D\chem\731.i\V101709.b\827011.m
Last Edit : 17-Oct-2009 16:49 piccolinov

Compound	0.4000000 Level 1	2.0000 Level 2	4.0000 Level 3	10.0000 Level 4	20.0000 Level 5	40.0000 Level 6	Curve	Coefficients b	m1	m2	%RSD or R^2	
	60.0000 Level 7	80.0000 Level 8										
143 7,12-dimethylbenz[a]anthracen	0.89031	0.73418	0.78264	0.81025	0.85516	0.85331						
	0.91204	0.95887					AVRG		0.84959		8.54518	
144 Hexachlorophene	+++++	+++++	+++++	+++++	+++++	+++++						
	+++++	+++++					AVRG		0.000e+000		0.000e+000	<-
145 Hexachlorophene product	+++++	+++++	+++++	+++++	+++++	+++++						
	+++++	+++++					AVRG		0.000e+000		0.000e+000	<-
146 Benzo(a)pyrene	1.60811	1.35203	1.39121	1.45471	1.48544	1.46182						
	1.55881	1.56193					AVRG		1.48426		5.94219	
148 3-Methylcholanthrene	+++++	+++++	+++++	+++++	+++++	+++++						
	+++++	+++++					AVRG		0.000e+000		0.000e+000	<-
149 Indeno(1,2,3-cd)pyrene	1.41207	1.23698	1.37455	1.44487	1.55582	1.54003						
	1.66433	1.77094					AVRG		1.49995		11.29221	
150 Dibenz(a,h)anthracene	1.18565	1.11702	1.15700	1.21512	1.29632	1.28170						
	1.41365	1.52317					AVRG		1.27370		10.77093	

(1 - 821)

TestAmerica Pittsburgh

INITIAL CALIBRATION DATA

Start Cal Date : 17-OCT-2009 13:34
End Cal Date : 17-OCT-2009 16:32
Quant Method : ISTD
Origin : Included
Target Version : 4.14
Integrator : HP RTE
Method file : \\PITSVR06\D\chem\731.i\V101709.b\827011.m
Last Edit : 17-Oct-2009 16:49 piccolinov

Compound	0.4000000 Level 1	2.0000 Level 2	4.0000 Level 3	10.0000 Level 4	20.0000 Level 5	40.0000 Level 6	Curve	Coefficients b	Coefficients m1	Coefficients m2	%RSD or R^2	
	60.0000 Level 7	80.0000 Level 8										
151 Benzo(g,h,i)perylene	1.21544	1.08844	1.16087	1.21690	1.30417	1.28606						
	1.41582	1.47608					AVRG		1.27047		10.12487	
211 Benzenethiol	+++++	+++++	+++++	+++++	+++++	+++++						
	+++++	+++++					AVRG		0.000e+000		0.000e+000	<-
212 Kepone	+++++	+++++	+++++	+++++	+++++	+++++						
	+++++	+++++					AVRG		0.000e+000		0.000e+000	<-
213 Dibenzo(a,h) acridine	+++++	+++++	+++++	+++++	+++++	+++++						
	+++++	+++++					AVRG		0.000e+000		0.000e+000	<-
214 Methyl parathion	+++++	+++++	+++++	+++++	+++++	+++++						
	+++++	+++++					AVRG		0.000e+000		0.000e+000	<-
215 Parathion	+++++	+++++	+++++	+++++	+++++	+++++						
	+++++	+++++					AVRG		0.000e+000		0.000e+000	<-
216 Isodrin	+++++	+++++	+++++	+++++	+++++	+++++						
	+++++	+++++					AVRG		0.000e+000		0.000e+000	<-

428

C9J020291

TestAmerica Pittsburgh

INITIAL CALIBRATION DATA

Start Cal Date : 17-OCT-2009 13:34
End Cal Date : 17-OCT-2009 16:32
Quant Method : ISTD
Origin : Included
Target Version : 4.14
Integrator : HP RTE
Method file : \\PITSVR06\D\chem\731.i\V101709.b\827011.m
Last Edit : 17-Oct-2009 16:49 piccolinov

Compound	0.4000000 Level 1	2.0000 Level 2	4.0000 Level 3	10.0000 Level 4	20.0000 Level 5	40.0000 Level 6	Curve	Coefficients b	m1	m2	%RSD or R^2	
	60.0000 Level 7	80.0000 Level 8										
217 Indene	2.23185	1.80204	2.06204	2.02262	1.96874	1.95042						
	1.92054	1.99967					AVRG		1.99474		6.19314	
218 Quinoline	+++++	+++++	+++++	+++++	+++++	+++++						
	+++++	+++++					AVRG		0.000e+000		0.000e+000	<-
219 1,4-Dithiane	+++++	+++++	+++++	+++++	+++++	+++++						
	+++++	+++++					AVRG		0.000e+000		0.000e+000	<-
220 1,4-Oxathiane	+++++	+++++	+++++	+++++	+++++	+++++						
	+++++	+++++					AVRG		0.000e+000		0.000e+000	<-
221 Benzothiazole	+++++	+++++	+++++	+++++	+++++	+++++						
	+++++	+++++					AVRG		0.000e+000		0.000e+000	<-
222 Dimethyl Disulfide	+++++	+++++	+++++	+++++	+++++	+++++						
	+++++	+++++					AVRG		0.000e+000		0.000e+000	<-
223 p-Chlorophenylmethylsulfide	+++++	+++++	+++++	+++++	+++++	+++++						
	+++++	+++++					AVRG		0.000e+000		0.000e+000	<-

TestAmerica Pittsburgh

INITIAL CALIBRATION DATA

Start Cal Date : 17-OCT-2009 13:34
End Cal Date : 17-OCT-2009 16:32
Quant Method : ISTD
Origin : Included
Target Version : 4.14
Integrator : HP RTE
Method file : \\PITSVR06\D\chem\731.i\V101709.b\827011.m
Last Edit : 17-Oct-2009 16:49 piccolinov

Compound	0.4000000 Level 1	2.0000 Level 2	4.0000 Level 3	10.0000 Level 4	20.0000 Level 5	40.0000 Level 6	Curve	Coefficients b	m1	m2	%RSD or R^2	
	60.0000 Level 7	80.0000 Level 8										
224 p-Chlorophenylmethylsulfone	+++++	+++++	+++++	+++++	+++++	+++++						
	+++++	+++++					AVRG		0.000e+000		0.000e+000	<-
225 p-Chlorophenylmethylsulfoxide	+++++	+++++	+++++	+++++	+++++	+++++						
	+++++	+++++					AVRG		0.000e+000		0.000e+000	<-
$ 154 Nitrobenzene-d5	0.51625	0.43602	0.42123	0.44217	0.42448	0.42735						
	0.43915	0.45327					AVRG		0.44499		6.88236	
$ 155 2-Fluorobiphenyl	1.44505	1.28122	1.32089	1.38465	1.39088	1.44706						
	1.49815	1.52697					AVRG		1.41061		5.99557	
$ 156 Terphenyl-d14	1.02268	0.86013	0.87471	0.94728	0.95332	0.95415						
	0.95493	1.07157					AVRG		0.95485		7.26422	
$ 157 Phenol-d5	2.00957	1.58287	1.75004	1.79233	1.68051	1.66819						
	1.57495	1.61618					AVRG		1.70933		8.38922	

(1 - 821)

TestAmerica Pittsburgh

INITIAL CALIBRATION DATA

Start Cal Date : 17-OCT-2009 13:34
End Cal Date : 17-OCT-2009 16:32
Quant Method : ISTD
Origin : Included
Target Version : 4.14
Integrator : HP RTE
Method file : \\PITSVR06\D\chem\731.i\V101709.b\827011.m
Last Edit : 17-Oct-2009 16:49 piccolinov

Compound	0.4000000 Level 1	2.0000 Level 2	4.0000 Level 3	10.0000 Level 4	20.0000 Level 5	40.0000 Level 6	Curve	Coefficients b	m1	m2	%RSD or R^2
	60.0000 Level 7	80.0000 Level 8									
$ 158 2-Fluorophenol	1.48586	1.22230	1.33990	1.31718	1.28721	1.28194					
	1.26225	1.26952					AVRG		1.30702		6.18691
$ 159 2,4,6-Tribromophenol	0.12644	0.10050	0.11028	0.11216	0.11311	0.11640					
	0.11794	0.12911					AVRG		0.11576		7.84565
$ 186 2-Chlorophenol-d4	1.62796	1.34259	1.42080	1.42852	1.38490	1.39044					
	1.31562	1.37101					AVRG		1.41023		6.77770
$ 187 1,2-Dichlorobenzene-d4	1.16310	0.97609	1.07644	1.06482	1.04534	1.02748					
	1.01788	1.02352					AVRG		1.04934		5.27304

431

C9J020291

TestAmerica Pittsburgh

INITIAL CALIBRATION DATA

Start Cal Date : 17-OCT-2009 13:34
End Cal Date : 17-OCT-2009 16:32
Quant Method : ISTD
Origin : Included
Target Version : 4.14
Integrator : HP RTE
Method file : \\PITSVR06\D\chem\731.i\V101709.b\827011.m
Last Edit : 17-Oct-2009 16:49 piccolinov

Curve	Formula	Units
Averaged	Amt = Rsp/m1	Response
Quad	Amt = b + m1*Rsp + m2*Rsp^2	Response

(1 - 821)

432

C9J020291

FORM 5
SEMIVOLATILE ORGANIC INSTRUMENT PERFORMANCE CHECK
DECAFLUOROTRIPHENYLPHOSPHINE (DFTPP)

Lab Name: TESTAMERICA PITTSBURGH Contract:

Lab Code: TA Case No.: SAS No.: SDG No.:

Lab File ID: V1020DF1 DFTPP Injection Date: 10/20/09

Instrument ID: 731 DFTPP Injection Time: 1212

m/e	ION ABUNDANCE CRITERIA	% RELATIVE ABUNDANCE
51	30.0 - 60.0% of mass 198	34.6
68	Less than 2.0% of mass 69	0.2 (0.5)1
69	Mass 69 relative abundance	42.8
70	Less than 2.0% of mass 69	0.4 (0.9)1
127	40.0 - 60.0% of mass 198	46.2
197	Less than 1.0% of mass 198	0.0
198	Base Peak, 100% relative abundance	100.0
199	5.0 to 9.0% of mass 198	6.4
275	10.0 - 30.0% of mass 198	22.7
365	Greater than 1.0% of mass 198	3.71
441	Present, but less than mass 443	6.8
442	40.0 - 99.0% of mass 198	65.7
443	17.0 - 23.0% of mass 442	12.3 (18.7)2

1-Value is % mass 69 2-Value is % mass 442

THIS CHECK APPLIES TO THE FOLLOWING SAMPLES, MS, MSD, BLANKS, AND STANDARDS:

	EPA SAMPLE NO.	LAB SAMPLE ID	LAB FILE ID	DATE ANALYZED	TIME ANALYZED
01	SSTD4.0	SSTD4.0	V10200CC	10/20/09	1230
02	INTRA-LAB BL	LMED01AA	V1020006	10/20/09	1338
03	INTRA-LAB CH	LMED01AC	V1020007	10/20/09	1401
04	SD-08-SS	LLXLH1AE	V1020008	10/20/09	1424
05	SD-08-SS MS	LLXLH1A4	V1020009	10/20/09	1446
06	SD-08-SS MSD	LLXLH1A5	V1020010	10/20/09	1510
07	SD-08-01	LLXLJ1AE	V1020011	10/20/09	1533
08	SD-08-02	LLXLK1AE	V1020012	10/20/09	1556
09	SD-08-02	LLXLL1AE	V1020013	10/20/09	1619
10	SD-02-SS	LLXLM1AE	V1020014	10/20/09	1643
11	SD-02-01	LLXLP1AE	V1020015	10/20/09	1706
12	SD-02-02	LLXLT1AE	V1020016	10/20/09	1729
13	SD-03-SS	LLXLV1AE	V1020017	10/20/09	1753
14	SD-03-01	LLXMD1AE	V1020018	10/20/09	1817
15	SD-03-01	LLXME1AE	V1020019	10/20/09	1841
16	SD-03-02	LLXMF1AE	V1020020	10/20/09	1904
17	SD-10-SS	LLXMG1AE	V1020021	10/20/09	1928
18	SD-10-01	LLXMH1AE	V1020022	10/20/09	1952
19	SD-10-02	LLXMJ1AE	V1020023	10/20/09	2016
20	SD-13-SS	LLXMK1AE	V1020024	10/20/09	2040
21	SD-13-01	LLXML1AE	V1020025	10/20/09	2104
22	SD-13-02	LLXMN1AE	V1020026	10/20/09	2128

FORM 5
SEMIVOLATILE ORGANIC INSTRUMENT PERFORMANCE CHECK
DECAFLUOROTRIPHENYLPHOSPHINE (DFTPP)

Lab Name: TESTAMERICA PITTSBURGH Contract:

Lab Code: TA Case No.: SAS No.: SDG No.:

Lab File ID: V1020DF1 DFTPP Injection Date: 10/20/09

Instrument ID: 731 DFTPP Injection Time: 1212

m/e	ION ABUNDANCE CRITERIA	% RELATIVE ABUNDANCE
51	30.0 - 60.0% of mass 198	34.6
68	Less than 2.0% of mass 69	0.2 (0.5)1
69	Mass 69 relative abundance	42.8
70	Less than 2.0% of mass 69	0.4 (0.9)1
127	40.0 - 60.0% of mass 198	46.2
197	Less than 1.0% of mass 198	0.0
198	Base Peak, 100% relative abundance	100.0
199	5.0 to 9.0% of mass 198	6.4
275	10.0 - 30.0% of mass 198	22.7
365	Greater than 1.0% of mass 198	3.71
441	Present, but less than mass 443	6.8
442	40.0 - 99.0% of mass 198	65.7
443	17.0 - 23.0% of mass 442	12.3 (18.7)2

1-Value is % mass 69 2-Value is % mass 442

THIS CHECK APPLIES TO THE FOLLOWING SAMPLES, MS, MSD, BLANKS, AND STANDARDS:

	EPA SAMPLE NO.	LAB SAMPLE ID	LAB FILE ID	DATE ANALYZED	TIME ANALYZED
01	SD-12-SS	LLXMP1AE	V1020027	10/20/09	2152
02	SD-12-01	LLXMV1AE	V1020028	10/20/09	2216
03	SD-12-02	LLXMX1AE	V1020029	10/20/09	2241
04					
05					
06					
07					
08					
09					
10					
11					
12					
13					
14					
15					
16					
17					
18					
19					
20					
21					
22					

TestAmerica Pittsburgh

CONTINUING CALIBRATION COMPOUNDS

Instrument ID: 731.i Injection Date: 20-OCT-2009 12:30
Lab File ID: V10200CC.D Init. Cal. Date(s): 17-OCT-2009 17-OCT-2009
Analysis Type: Init. Cal. Times: 13:34 16:32
Lab Sample ID: SSTD4.0 Quant Type: ISTD
Method: \\PITSVR06\D\chem\731.i\V102009.b\827011.m

COMPOUND	RRF / AMOUNT	RF4	CCAL RRF4	MIN RRF	%D / %DRIFT	MAX %D / %DRIFT	CURVE TYPE	
198 1,4-Dioxane	0.37169	0.32422	0.32422	0.010	12.77309	25.00000	Averaged	
10 N-Nitrosodimethylamine	0.52234	0.48446	0.48446	0.010	7.25156	25.00000	Averaged	
9 Pyridine	1.02435	0.98830	0.98830	0.010	3.51955	25.00000	Averaged	
16 Methyl methanesulfonate	0.75761	0.71130	0.71130	0.010	6.11281	25.00000	Averaged	
206 Benzaldehyde	4.00000	3.31280	0.78523	0.010	17.17989	25.00000	Quadratic	
21 Aniline	2.16006	2.08906	2.08906	0.010	3.28674	25.00000	Averaged	
22 Phenol	1.98814	1.90794	1.90794	0.010	4.03392	20.00000	Averaged	
23 bis(2-Chloroethyl)ether	1.34462	1.33861	1.33861	0.010	0.44731	25.00000	Averaged	
24 2-Chlorophenol	1.43418	1.37658	1.37658	0.010	4.01681	25.00000	Averaged	
26 1,3-Dichlorobenzene	1.64814	1.62209	1.62209	0.010	1.58059	25.00000	Averaged	
27 1,4-Dichlorobenzene	1.69735	1.69838	1.69838	0.010	-0.06107	20.00000	Averaged	
28 1,2-Dichlorobenzene	1.61918	1.60418	1.60418	0.010	0.92666	25.00000	Averaged	
29 Benzyl Alcohol	0.95062	0.71137	0.71137	0.010	25.16846	25.00000	Averaged	<-
30 2-Methylphenol	1.32864	1.27995	1.27995	0.010	3.66516	25.00000	Averaged	
31 2,2'-oxybis(1-Chloropropane	1.64662	1.64437	1.64437	0.010	0.13684	25.00000	Averaged	
37 Acetophenone	2.00760	2.06186	2.06186	0.010	-2.70274	25.00000	Averaged	
32 N-Nitroso-di-n-propylamine	0.96587	0.93382	0.93382	0.050	3.31816	25.00000	Averaged	
192 4-Methylphenol	1.39840	1.23129	1.23129	0.010	11.95064	25.00000	Averaged	
34 Hexachloroethane	0.80642	0.75140	0.75140	0.010	6.82276	25.00000	Averaged	
35 Nitrobenzene	0.46650	0.43711	0.43711	0.010	6.29913	25.00000	Averaged	
41 Isophorone	0.78039	0.73105	0.73105	0.010	6.32256	25.00000	Averaged	
42 2-Nitrophenol	0.21068	0.20080	0.20080	0.010	4.69262	20.00000	Averaged	
43 2,4-Dimethylphenol	0.41229	0.38207	0.38207	0.010	7.32930	25.00000	Averaged	
44 bis(2-Chloroethoxy)methane	0.48832	0.46535	0.46535	0.010	4.70332	25.00000	Averaged	
48 2,4-Dichlorophenol	0.34644	0.30651	0.30651	0.010	11.52758	20.00000	Averaged	
49 Benzoic Acid	0.23191	0.20201	0.20201	0.010	12.89265	25.00000	Averaged	
50 1,2,4-Trichlorobenzene	0.41914	0.41343	0.41343	0.010	1.36266	25.00000	Averaged	
51 Naphthalene	1.14457	1.09087	1.09087	0.010	4.69101	25.00000	Averaged	
52 4-Chloroaniline	0.47347	0.43201	0.43201	0.010	8.75799	25.00000	Averaged	
54 2,6-Dichlorophenol	0.32999	0.30211	0.30211	0.010	8.45003	25.00000	Averaged	
56 Hexachlorobutadiene	0.29785	0.28871	0.28871	0.010	3.06868	20.00000	Averaged	
208 Caprolactam	0.11329	0.10205	0.10205	0.010	9.92558	25.00000	Averaged	
59 4-Chloro-3-Methylphenol	0.34985	0.30295	0.30295	0.010	13.40703	20.00000	Averaged	
62 2-Methylnaphthalene	0.75371	0.69599	0.69599	0.010	7.65891	25.00000	Averaged	
63 1-Methylnaphthalene	0.78974	0.74005	0.74005	0.010	6.29113	25.00000	Averaged	
64 Hexachlorocyclopentadiene	0.50368	0.41927	0.41927	0.050	16.75878	25.00000	Averaged	
66 2,4,6-Trichlorophenol	0.46555	0.40880	0.40880	0.010	12.18935	20.00000	Averaged	
67 2,4,5-Trichlorophenol	0.46773	0.41071	0.41071	0.010	12.19082	25.00000	Averaged	
209 1,1'-Biphenyl	1.63880	1.49746	1.49746	0.010	8.62467	25.00000	Averaged	
70 2-Chloronaphthalene	1.25984	1.19896	1.19896	0.010	4.83278	25.00000	Averaged	
73 2-Nitroaniline	0.39655	0.33623	0.33623	0.010	15.21148	25.00000	Averaged	
76 Dimethylphthalate	1.35499	1.25455	1.25455	0.010	7.41271	25.00000	Averaged	

TestAmerica Pittsburgh

CONTINUING CALIBRATION COMPOUNDS

Instrument ID: 731.i Injection Date: 20-OCT-2009 12:30
Lab File ID: V10200CC.D Init. Cal. Date(s): 17-OCT-2009 17-OCT-2009
Analysis Type: Init. Cal. Times: 13:34 16:32
Lab Sample ID: SSTD4.0 Quant Type: ISTD
Method: \\PITSVR06\D\chem\731.i\V102009.b\827011.m

COMPOUND	RRF / AMOUNT	RF4	CCAL RRF4	MIN RRF	%D / %DRIFT	MAX %D / %DRIFT	CURVE TYPE	
78 2,6-Dinitrotoluene	0.28100	0.26468	0.26468	0.010	5.80847	25.00000	Averaged	
79 Acenaphthylene	1.89554	1.75359	1.75359	0.010	7.48867	25.00000	Averaged	
81 3-Nitroaniline	0.32152	0.29284	0.29284	0.010	8.92162	25.00000	Averaged	
82 Acenaphthene	1.20941	1.13342	1.13342	0.010	6.28319	20.00000	Averaged	
83 2,4-Dinitrophenol	10.00000	9.56038	0.14788	0.050	4.39621	25.00000	Quadratic	
85 4-Nitrophenol	0.26606	0.23190	0.23190	0.050	12.83922	25.00000	Averaged	
86 Dibenzofuran	1.85945	1.71620	1.71620	0.010	7.70394	25.00000	Averaged	
87 2,4-Dinitrotoluene	0.40108	0.36226	0.36226	0.010	9.67841	25.00000	Averaged	
91 2,3,5,6-Tetrachlorophenol	0.47045	0.38609	0.38609	0.010	17.93306	25.00000	Averaged	
88 2,3,4,6-Tetrachlorophenol	0.46927	0.40172	0.40172	0.010	14.39484	25.00000	Averaged	
92 2-Naphthylamine	4.00000	2.69044	0.57308	0.010	32.73903	25.00000	Quadratic	
93 Diethylphthalate	1.44264	1.37627	1.37627	0.010	4.60056	25.00000	Averaged	
94 Fluorene	1.41496	1.27751	1.27751	0.010	9.71376	25.00000	Averaged	
95 4-Chlorophenyl-phenylether	0.82548	0.71717	0.71717	0.010	13.12061	25.00000	Averaged	
96 4-Nitroaniline	0.34589	0.31024	0.31024	0.010	10.30697	25.00000	Averaged	
98 4,6-Dinitro-2-methylphenol	0.12060	0.11377	0.11377	0.010	5.66901	25.00000	Averaged	
99 N-Nitrosodiphenylamine (1)	0.47848	0.45867	0.45867	0.010	4.14009	20.00000	Averaged	
100 1,2-Diphenylhydrazine	0.85268	0.84334	0.84334	0.010	1.09565	25.00000	Averaged	
106 4-Bromophenyl-phenylether	0.24713	0.22945	0.22945	0.010	7.15267	25.00000	Averaged	
107 Hexachlorobenzene	0.26569	0.25083	0.25083	0.010	5.59501	25.00000	Averaged	
210 Atrazine	0.19182	0.14196	0.14196	0.010	25.99166	25.00000	Averaged	<-
111 Pentachlorophenol	0.17099	0.14135	0.14135	0.010	17.33593	20.00000	Averaged	
115 Phenanthrene	1.08106	1.01455	1.01455	0.010	6.15272	25.00000	Averaged	
116 Anthracene	1.07252	1.02630	1.02630	0.010	4.30954	25.00000	Averaged	
119 Carbazole	1.00224	0.92808	0.92808	0.010	7.39965	25.00000	Averaged	
120 Di-n-Butylphthalate	1.27835	1.18929	1.18929	0.010	6.96683	25.00000	Averaged	
123 Fluoranthene	1.33235	1.21120	1.21120	0.010	9.09328	20.00000	Averaged	
124 Benzidine	4.00000	3.17476	0.33622	0.010	20.63097	25.00000	Quadratic	
125 Pyrene	1.46706	1.39348	1.39348	0.010	5.01594	25.00000	Averaged	
131 Butylbenzylphthalate	0.62656	0.60063	0.60063	0.010	4.13892	25.00000	Averaged	
135 3,3'-Dichlorobenzidine	0.49726	0.44700	0.44700	0.010	10.10865	25.00000	Averaged	
136 Benzo(a)Anthracene	1.28438	1.23677	1.23677	0.010	3.70685	25.00000	Averaged	
137 Chrysene	1.22826	1.12586	1.12586	0.010	8.33684	25.00000	Averaged	
139 bis(2-ethylhexyl)Phthalate	0.87613	0.84108	0.84108	0.010	4.00148	25.00000	Averaged	
140 Di-n-octylphthalate	1.83437	1.85809	1.85809	0.010	-1.29293	20.00000	Averaged	
141 Benzo(b)fluoranthene	1.81972	1.83465	1.83465	0.010	-0.82055	25.00000	Averaged	
142 Benzo(k)fluoranthene	1.82932	1.64221	1.64221	0.010	10.22843	25.00000	Averaged	
143 7,12-dimethylbenz(a)anthrac	0.84959	0.79968	0.79968	0.010	5.87535	25.00000	Averaged	
146 Benzo(a)pyrene	1.48426	1.37879	1.37879	0.010	7.10565	20.00000	Averaged	
149 Indeno(1,2,3-cd)pyrene	1.49995	1.46100	1.46100	0.010	2.59638	25.00000	Averaged	
150 Dibenz(a,h)anthracene	1.27370	1.21480	1.21480	0.010	4.62501	25.00000	Averaged	
151 Benzo(g,h,i)perylene	1.27047	1.26697	1.26697	0.010	0.27582	25.00000	Averaged	

TestAmerica Pittsburgh

CONTINUING CALIBRATION COMPOUNDS

Instrument ID: 731.i Injection Date: 20-OCT-2009 12:30
Lab File ID: V10200CC.D Init. Cal. Date(s): 17-OCT-2009 17-OCT-2009
Analysis Type: Init. Cal. Times: 13:34 16:32
Lab Sample ID: SSTD4.0 Quant Type: ISTD
Method: \\PITSVR06\D\chem\731.i\V102009.b\827011.m

COMPOUND	RRF / AMOUNT	RF4	CCAL RRF4	MIN RRF	%D / %DRIFT	MAX %D / %DRIFT	CURVE TYPE
$ 154 Nitrobenzene-d5	0.44499	0.41539	0.41539	0.010	6.65205	25.00000	Averaged
$ 155 2-Fluorobiphenyl	1.41061	1.37332	1.37332	0.010	2.64321	25.00000	Averaged
$ 156 Terphenyl-d14	0.95485	0.89279	0.89279	0.010	6.49931	25.00000	Averaged
$ 157 Phenol-d5	1.70933	1.64770	1.64770	0.010	3.60527	25.00000	Averaged
$ 158 2-Fluorophenol	1.30702	1.21019	1.21019	0.010	7.40871	25.00000	Averaged
$ 159 2,4,6-Tribromophenol	0.11576	0.11200	0.11200	0.010	3.24297	25.00000	Averaged
$ 186 2-Chlorophenol-d4	1.41023	1.36735	1.36735	0.010	3.04070	25.00000	Averaged
$ 187 1,2-Dichlorobenzene-d4	1.04934	1.01037	1.01037	0.010	3.71380	25.00000	Averaged

SW846 8270C METHOD BLANK SUMMARY

BLANK WORKORDER NO.: LMED01AA

Lab Name: TestAmerica Laboratories, Inc.

Lab Code: TALPIT

SDG Number:

Lab File ID: V1020006.

Lot Number: C9J020291

Date Analyzed: 10/20/09

Time Analyzed: 13:38

Matrix: SOLID

Date Extracted:10/12/09

GC Column: DB5 ID: .25

Extraction Method: 3541

Instrument ID: 731

Level:(low/med) LOW

THIS METHOD BLANK APPLIES TO THE FOLLOWING SAMPLES, LCS, LCSD, MS , MSD:

	CLIENT ID.	SAMPLE WORK ORDER #	LAB FILE ID	DATE ANALYZED	TIME ANALYZED
01	SD-08-SS	LLXLH1AE	V1020008.	10/20/09	14:24
02	SD-08-SS	LLXLH1A4 S	V1020009.	10/20/09	14:46
03	SD-08-SS	LLXLH1A5 D	V1020010.	10/20/09	15:10
04	SD-08-01	LLXLJ1AE	V1020011.	10/20/09	15:33
05	SD-08-02	LLXLK1AE	V1020012.	10/20/09	15:56
06	SD-08-02	LLXLL1AE	V1020013.	10/20/09	16:19
07	SD-02-SS	LLXLM1AE	V1020014.	10/20/09	16:43
08	SD-02-01	LLXLP1AE	V1020015.	10/20/09	17:06
09	SD-02-02	LLXLT1AE	V1020016.	10/20/09	17:29
10	SD-03-SS	LLXLV1AE	V1020017.	10/20/09	17:53
11	SD-03-01	LLXMD1AE	V1020018.	10/20/09	18:17
12	SD-03-01	LLXME1AE	V1020019.	10/20/09	18:41
13	SD-03-02	LLXMF1AE	V1020020.	10/20/09	19:04
14	SD-10-SS	LLXMG1AE	V1020021.	10/20/09	19:28
15	SD-10-01	LLXMH1AE	V1020022.	10/20/09	19:52
16	SD-10-02	LLXMJ1AE	V1020023.	10/20/09	20:16
17	SD-13-SS	LLXMK1AE	V1020024.	10/20/09	20:40
18	SD-13-01	LLXML1AE	V1020025.	10/20/09	21:04
19	SD-13-02	LLXMN1AE	V1020026.	10/20/09	21:28
20	SD-12-SS	LLXMP1AE	V1020027.	10/20/09	21:52
21	SD-12-01	LLXMV1AE	V1020028.	10/20/09	22:16
22	SD-12-02	LLXMX1AE	V1020029.	10/20/09	22:41
23	CHECK SAMPLE	LMED01AC C	V1020007.	10/20/09	14:01
24					
25					
26					
27					
28					
29					
30					

COMMENTS:

FORM IV

METHOD BLANK REPORT

GC/MS Semivolatiles

Client Lot #...: C9J020291 **Work Order #...:** LMED01AA **Matrix.....:** SOLID
MB Lot-Sample #: C9J120000-068

Prep Date.....: 10/12/09 **Analysis Time..:** 13:38
Analysis Date..: 10/20/09 **Prep Batch #...:** 9285068 **Final Wgt/Vol..:** 5 mL
Dilution Factor: 0.5 **Initial Wgt/Vol:** 30 g **Instrument ID..:** 731
Analyst ID.....: 003200

PARAMETER	RESULT	REPORTING LIMIT	UNITS	METHOD
Aniline	ND	160	ug/kg	SW846 8270C
Benzidine	ND	3400	ug/kg	SW846 8270C
Benzoic acid	ND	850	ug/kg	SW846 8270C
Benzyl alcohol	ND	160	ug/kg	SW846 8270C
bis(2-Chloroisopropyl) ether	ND	34	ug/kg	SW846 8270C
1,2-Dichlorobenzene	ND	34	ug/kg	SW846 8270C
1,3-Dichlorobenzene	ND	34	ug/kg	SW846 8270C
1,4-Dichlorobenzene	ND	34	ug/kg	SW846 8270C
1,4-Dioxane	ND	34	ug/kg	SW846 8270C
N-Nitrosodimethylamine	ND	34	ug/kg	SW846 8270C
Pyridine	ND	160	ug/kg	SW846 8270C
1,2,4-Trichloro-benzene	ND	34	ug/kg	SW846 8270C
1-Methylnaphthalene	ND	34	ug/kg	SW846 8270C
1,2-Diphenylhydrazine (as Azobenzene)	ND	34	ug/kg	SW846 8270C
3&4 Methylphenol total	ND	160	ug/kg	SW846 8270C
Acenaphthene	ND	34	ug/kg	SW846 8270C
Acenaphthylene	ND	34	ug/kg	SW846 8270C
Anthracene	ND	34	ug/kg	SW846 8270C
Benzo(a)anthracene	ND	34	ug/kg	SW846 8270C
Benzo(a)pyrene	ND	34	ug/kg	SW846 8270C
Benzo(b)fluoranthene	ND	34	ug/kg	SW846 8270C
Benzo(ghi)perylene	ND	34	ug/kg	SW846 8270C
Benzo(k)fluoranthene	ND	34	ug/kg	SW846 8270C
bis(2-Chloroethoxy) methane	ND	160	ug/kg	SW846 8270C
bis(2-Chloroethyl)-ether	ND	34	ug/kg	SW846 8270C
bis(2-Ethylhexyl) phthalate	ND	160	ug/kg	SW846 8270C
4-Bromophenyl phenyl ether	ND	160	ug/kg	SW846 8270C
Butyl benzyl phthalate	ND	160	ug/kg	SW846 8270C
Carbazole	ND	34	ug/kg	SW846 8270C
4-Chloroaniline	ND	160	ug/kg	SW846 8270C
4-Chloro-3-methylphenol	ND	160	ug/kg	SW846 8270C
2-Chloronaphthalene	ND	34	ug/kg	SW846 8270C
2-Chlorophenol	ND	160	ug/kg	SW846 8270C

(Continued on next page)

METHOD BLANK REPORT

GC/MS Semivolatiles

Client Lot #...: C9J020291 **Work Order #...:** LMED01AA **Matrix.....:** SOLID

PARAMETER	RESULT	REPORTING LIMIT	UNITS	METHOD
4-Chlorophenyl phenyl ether	ND	160	ug/kg	SW846 8270C
Chrysene	ND	34	ug/kg	SW846 8270C
Dibenz(a,h)anthracene	ND	34	ug/kg	SW846 8270C
Dibenzofuran	ND	160	ug/kg	SW846 8270C
3,3'-Dichlorobenzidine	ND	160	ug/kg	SW846 8270C
2,4-Dichlorophenol	ND	34	ug/kg	SW846 8270C
Diethyl phthalate	ND	160	ug/kg	SW846 8270C
2,4-Dimethylphenol	ND	160	ug/kg	SW846 8270C
Dimethyl phthalate	ND	160	ug/kg	SW846 8270C
Di-n-butyl phthalate	ND	160	ug/kg	SW846 8270C
4,6-Dinitro-2-methylphenol	ND	850	ug/kg	SW846 8270C
2,4-Dinitrophenol	ND	850	ug/kg	SW846 8270C
2,4-Dinitrotoluene	ND	160	ug/kg	SW846 8270C
2,6-Dinitrotoluene	ND	160	ug/kg	SW846 8270C
Di-n-octyl phthalate	ND	160	ug/kg	SW846 8270C
Fluoranthene	ND	34	ug/kg	SW846 8270C
Fluorene	ND	34	ug/kg	SW846 8270C
Hexachlorobenzene	ND	34	ug/kg	SW846 8270C
Hexachlorocyclopentadiene	ND	160	ug/kg	SW846 8270C
Hexachloroethane	ND	160	ug/kg	SW846 8270C
Indeno(1,2,3-cd)pyrene	ND	34	ug/kg	SW846 8270C
Isophorone	ND	160	ug/kg	SW846 8270C
2-Methylnaphthalene	ND	34	ug/kg	SW846 8270C
2-Methylphenol	ND	160	ug/kg	SW846 8270C
4-Methylphenol	ND	160	ug/kg	SW846 8270C
Naphthalene	ND	34	ug/kg	SW846 8270C
2-Nitroaniline	ND	850	ug/kg	SW846 8270C
3-Nitroaniline	ND	850	ug/kg	SW846 8270C
4-Nitroaniline	ND	850	ug/kg	SW846 8270C
Nitrobenzene	ND	34	ug/kg	SW846 8270C
2-Nitrophenol	ND	160	ug/kg	SW846 8270C
4-Nitrophenol	ND	850	ug/kg	SW846 8270C
N-Nitrosodi-n-propylamine	ND	34	ug/kg	SW846 8270C
N-Nitrosodiphenylamine	ND	34	ug/kg	SW846 8270C
Pentachlorophenol	ND	160	ug/kg	SW846 8270C
Phenanthrene	ND	34	ug/kg	SW846 8270C
Phenol	ND	34	ug/kg	SW846 8270C
Pyrene	ND	34	ug/kg	SW846 8270C
2,4,5-Trichlorophenol	ND	160	ug/kg	SW846 8270C
2,4,6-Trichlorophenol	ND	160	ug/kg	SW846 8270C

(Continued on next page)

METHOD BLANK REPORT

GC/MS Semivolatiles

Client Lot #...: C9J020291 **Work Order #...:** LMED01AA **Matrix.....:** SOLID

PARAMETER	RESULT	REPORTING LIMIT	UNITS	METHOD

SURROGATE	PERCENT RECOVERY	RECOVERY LIMITS
2,4,6-Tribromophenol	85	(35 - 124)
2-Fluorobiphenyl	84	(35 - 105)
2-Fluorophenol	79	(39 - 103)
Nitrobenzene-d5	78	(25 - 104)
Phenol-d5	81	(25 - 105)
Terphenyl-d14	84	(25 - 127)

NOTE(S):

Calculations are performed before rounding to avoid round-off errors in calculated results.

FORM 5
SEMIVOLATILE ORGANIC INSTRUMENT PERFORMANCE CHECK
DECAFLUOROTRIPHENYLPHOSPHINE (DFTPP)

Lab Name: TESTAMERICA PITTSBURGH Contract:

Lab Code: TA Case No.: SAS No.: SDG No.:

Lab File ID: F0925DF2 DFTPP Injection Date: 09/25/09

Instrument ID: 722 DFTPP Injection Time: 1016

m/e	ION ABUNDANCE CRITERIA	% RELATIVE ABUNDANCE
51	30.0 - 60.0% of mass 198	42.6
68	Less than 2.0% of mass 69	0.0 (0.0)1
69	Mass 69 relative abundance	45.5
70	Less than 2.0% of mass 69	0.0 (0.0)1
127	40.0 - 60.0% of mass 198	58.8
197	Less than 1.0% of mass 198	0.0
198	Base Peak, 100% relative abundance	100.0
199	5.0 to 9.0% of mass 198	6.9
275	10.0 - 30.0% of mass 198	25.6
365	Greater than 1.0% of mass 198	2.80
441	Present, but less than mass 443	11.6
442	40.0 - 100.0% of mass 198	65.4
443	17.0 - 23.0% of mass 442	12.8 (19.5)2

1-Value is % mass 69 2-Value is % mass 442

THIS CHECK APPLIES TO THE FOLLOWING SAMPLES, MS, MSD, BLANKS, AND STANDARDS:

	EPA SAMPLE NO.	LAB SAMPLE ID	LAB FILE ID	DATE ANALYZED	TIME ANALYZED
01	SSTD4	SSTD4	F09250C1	09/25/09	1031
02	SSTD2	SSTD2	F09250C3	09/25/09	1114
03	SSTD10	SSTD10	F09250C4	09/25/09	1136
04	SSTD20	SSTD20	F09250C5	09/25/09	1157
05	SSTD40	SSTD40	F09250C6	09/25/09	1218
06	SSTD60	SSTD60	F09250C7	09/25/09	1239
07	SSTD80	SSTD80	F09250C8	09/25/09	1300
08	SSTD.4	SSTD.4	F09250C9	09/25/09	1321
09	SSTDVER	SSTDVER	F09250V1	09/25/09	1342
10					
11					
12					
13					
14					
15					
16					
17					
18					
19					
20					
21					
22					

Report Date : 28-Sep-2009 08:49

TestAmerica Pittsburgh

INITIAL CALIBRATION DATA

Start Cal Date : 25-SEP-2009 10:31
End Cal Date : 25-SEP-2009 13:21
Quant Method : ISTD
Origin : Included
Target Version : 4.14
Integrator : HP RTE
Method file : \\PITSVR06\D\chem\722.i\092509.b\LL.m
Last Edit : 28-Sep-2009 08:46 bachas

Calibration File Names:
Level 1: \\PITSVR06\D\chem\722.i\092509.b\F09250C9.D
Level 2: \\PITSVR06\D\chem\722.i\092509.b\F09250C3.D
Level 3: \\PITSVR06\D\chem\722.i\092509.b\F09250C1.D
Level 4: \\PITSVR06\D\chem\722.i\092509.b\F09250C4.D
Level 5: \\PITSVR06\D\chem\722.i\092509.b\F09250C5.D
Level 6: \\PITSVR06\D\chem\722.i\092509.b\F09250C6.D
Level 7: \\PITSVR06\D\chem\722.i\092509.b\F09250C7.D
Level 8: \\PITSVR06\D\chem\722.i\092509.b\F09250C8.D

Compound	0.4000000 Level 1	2.0000 Level 2	4.0000 Level 3	10.0000 Level 4	20.0000 Level 5	40.0000 Level 6	Curve	Coefficients b	m1	m2	%RSD or R^2	
	60.0000 Level 7	80.0000 Level 8										
227 Indene	2.39488	2.05073	2.10431	2.07656	1.98588	1.87971						
	1.79736	1.75034					AVRG		2.00497		10.20606	
225 n-Decane	+++++	+++++	+++++	+++++	+++++	+++++						
	+++++	+++++					AVRG		0.000e+000		0.000e+000	<-
226 n-Octadecane	+++++	+++++	+++++	+++++	+++++	+++++						
	+++++	+++++					AVRG		0.000e+000		0.000e+000	<-

TestAmerica Pittsburgh

INITIAL CALIBRATION DATA

Start Cal Date : 25-SEP-2009 10:31
End Cal Date : 25-SEP-2009 13:21
Quant Method : ISTD
Origin : Included
Target Version : 4.14
Integrator : HP RTE
Method file : \\PITSVR06\D\chem\722.i\092509.b\LL.m
Last Edit : 28-Sep-2009 08:46 bachas

Compound	0.4000000 Level 1	2.0000 Level 2	4.0000 Level 3	10.0000 Level 4	20.0000 Level 5	40.0000 Level 6	Curve	Coefficients b	m1	m2	%RSD or R^2	
	60.0000 Level 7	80.0000 Level 8										
224 Pentachloroanisole	+++++	+++++	+++++	+++++	+++++	+++++						
	+++++	+++++					AVRG		0.000e+000		0.000e+000	<-
203 3&4 Methylphenol total	+++++	+++++	+++++	+++++	+++++	+++++						
	+++++	+++++					AVRG		0.000e+000		0.000e+000	<-
198 1,4-Dioxane	0.07382	0.08710	0.08734	0.08340	0.08696	0.08187						
	0.08265	0.08987					AVRG		0.08413		5.93034	
7 N-Nitrosomorpholine	+++++	+++++	+++++	+++++	+++++	+++++						
	+++++	+++++					AVRG		0.000e+000		0.000e+000	<-
8 Ethyl methanesulfonate	+++++	+++++	+++++	+++++	+++++	+++++						
	+++++	+++++					AVRG		0.000e+000		0.000e+000	<-
9 Pyridine	1.19312	0.99551	0.98780	1.03668	0.98353	0.97346						
	0.95674	0.95766					AVRG		1.01056		7.71576	
199 Thionazin	+++++	+++++	+++++	+++++	+++++	+++++						
	+++++	+++++					AVRG		0.000e+000		0.000e+000	<-

TestAmerica Pittsburgh

INITIAL CALIBRATION DATA

Start Cal Date : 25-SEP-2009 10:31
End Cal Date : 25-SEP-2009 13:21
Quant Method : ISTD
Origin : Included
Target Version : 4.14
Integrator : HP RTE
Method file : \\PITSVR06\D\chem\722.i\092509.b\LL.m
Last Edit : 28-Sep-2009 08:46 bachas

Compound	0.4000000 Level 1	2.0000 Level 2	4.0000 Level 3	10.0000 Level 4	20.0000 Level 5	40.0000 Level 6	Curve	Coefficients b	Coefficients m1	Coefficients m2	%RSD or R^2	
	60.0000 Level 7	80.0000 Level 8										
200 Sulfotepp	+++++	+++++	+++++	+++++	+++++	+++++						
	+++++	+++++					AVRG		0.000e+000		0.000e+000	<-
10 N-Nitrosodimethylamine	0.55634	0.47602	0.48904	0.51689	0.50076	0.49631						
	0.50828	0.50799					AVRG		0.50645		4.70120	
11 Ethyl methacrylate	+++++	+++++	+++++	+++++	+++++	+++++						
	+++++	+++++					AVRG		0.000e+000		0.000e+000	<-
12 3-Chloropropionitrile	+++++	+++++	+++++	+++++	+++++	+++++						
	+++++	+++++					AVRG		0.000e+000		0.000e+000	<-
13 Malononitrile	+++++	+++++	+++++	+++++	+++++	+++++						
	+++++	+++++					AVRG		0.000e+000		0.000e+000	<-
14 2-Picoline	+++++	+++++	+++++	+++++	+++++	+++++						
	+++++	+++++					AVRG		0.000e+000		0.000e+000	<-
15 N-Nitrosomethylethylamine	+++++	+++++	+++++	+++++	+++++	+++++						
	+++++	+++++					AVRG		0.000e+000		0.000e+000	<-

TestAmerica Pittsburgh

INITIAL CALIBRATION DATA

Start Cal Date : 25-SEP-2009 10:31
End Cal Date : 25-SEP-2009 13:21
Quant Method : ISTD
Origin : Included
Target Version : 4.14
Integrator : HP RTE
Method file : \\PITSVR06\D\chem\722.i\092509.b\LL.m
Last Edit : 28-Sep-2009 08:46 bachas

Compound	0.4000000 Level 1	2.0000 Level 2	4.0000 Level 3	10.0000 Level 4	20.0000 Level 5	40.0000 Level 6	Curve	Coefficients b	m1	m2	%RSD or R^2	
	60.0000 Level 7	80.0000 Level 8										
16 Methyl methanesulfonate	0.57345	0.54020	0.50809	0.52463	0.48433	0.48365						
	0.47356	0.45874					AVRG		0.50583		7.59233	
18 1,3-Dichloro-2-propanol	+++++	+++++	+++++	+++++	+++++	+++++						
	+++++	+++++					AVRG		0.000e+000		0.000e+000	<-
19 N-Nitrosodiethylamine	+++++	+++++	+++++	+++++	+++++	+++++						
	+++++	+++++					AVRG		0.000e+000		0.000e+000	<-
220 Benzaldehyde	3405	12616	22766	124784	245067	425930						
	627892	654836					QUAD	0.19209	0.74438	0.14952	0.99812	
21 Aniline	2.05969	1.85372	1.80875	1.89451	1.73940	1.59937						
	1.48142	1.40698					AVRG		1.73048		12.74602	
22 Phenol	1.88801	1.66808	1.69010	1.64809	1.51882	1.45395						
	1.37155	1.32736					AVRG		1.57074		11.92526	
23 bis(2-Chloroethyl)ether	1.44556	1.20245	1.20343	1.19990	1.12099	1.08727						
	1.04031	1.02360					AVRG		1.16544		11.52681	

TestAmerica Pittsburgh

INITIAL CALIBRATION DATA

Start Cal Date : 25-SEP-2009 10:31
End Cal Date : 25-SEP-2009 13:21
Quant Method : ISTD
Origin : Included
Target Version : 4.14
Integrator : HP RTE
Method file : \\PITSVR06\D\chem\722.i\092509.b\LL.m
Last Edit : 28-Sep-2009 08:46 bachas

Compound	0.4000000 Level 1	2.0000 Level 2	4.0000 Level 3	10.0000 Level 4	20.0000 Level 5	40.0000 Level 6	Curve	Coefficients b	m1	m2	%RSD or R^2	
	60.0000 Level 7	80.0000 Level 8										
24 2-Chlorophenol	1.67611	1.45671	1.49883	1.44705	1.34924	1.30599						
	1.25905	1.21515					AVRG		1.40102		10.68514	
25 Pentachloroethane	+++++	+++++	+++++	+++++	+++++	+++++						
	+++++	+++++					AVRG		0.000e+000		0.000e+000	<-
26 1,3-Dichlorobenzene	1.97061	1.70959	1.73660	1.73166	1.63280	1.55462						
	1.48682	1.48158					AVRG		1.66304		9.73668	
27 1,4-Dichlorobenzene	2.02316	1.74279	1.74364	1.75727	1.66579	1.58221						
	1.50923	1.48775					AVRG		1.68898		10.18065	
28 1,2-Dichlorobenzene	2.02686	1.64893	1.66841	1.67520	1.54266	1.43410						
	1.35347	1.30835					AVRG		1.58225		14.51204	
29 Benzyl Alcohol	1.00295	0.87715	0.90004	0.87863	0.82037	0.78105						
	0.72508	0.69467					AVRG		0.83499		12.06289	
30 2-Methylphenol	1.38854	1.23977	1.34566	1.24780	1.16122	1.11217						
	1.07434	1.04303					AVRG		1.20157		10.44494	

TestAmerica Pittsburgh

INITIAL CALIBRATION DATA

Start Cal Date : 25-SEP-2009 10:31
End Cal Date : 25-SEP-2009 13:21
Quant Method : ISTD
Origin : Included
Target Version : 4.14
Integrator : HP RTE
Method file : \\PITSVR06\D\chem\722.i\092509.b\LL.m
Last Edit : 28-Sep-2009 08:46 bachas

Compound	0.4000000 Level 1	2.0000 Level 2	4.0000 Level 3	10.0000 Level 4	20.0000 Level 5	40.0000 Level 6	Curve	Coefficients b	m1	m2	%RSD or R^2	
	60.0000 Level 7	80.0000 Level 8										
31 2,2'-oxybis(1-Chloropropane)	1.77335	1.54014	1.59390	1.54697	1.43107	1.35067						
	1.28520	1.24894					AVRG		1.47128		11.96640	
32 N-Nitroso-di-n-propylamine	6931	25210	42054	117709	236983	419672						
	643659	736993					QUAD	-0.03692	1.19721	0.04772	0.99992	
M 195 Cresols, total	+++++	+++++	+++++	+++++	+++++	+++++						
	+++++	+++++					AVRG		0.000e+000		0.000e+000	<-
192 4-Methylphenol	1.47484	1.28219	1.35966	1.31945	1.18730	1.13243						
	1.06167	1.02196					AVRG		1.22994		12.68693	
193 3-Methylphenol	+++++	+++++	+++++	+++++	+++++	+++++						
	+++++	+++++					AVRG		0.000e+000		0.000e+000	<-
34 Hexachloroethane	0.74867	0.63134	0.66241	0.66989	0.64489	0.61158						
	0.60072	0.60189					AVRG		0.64642		7.57307	
35 Nitrobenzene	0.38504	0.34932	0.32110	0.34008	0.32179	0.30235						
	0.29477	0.29262					AVRG		0.32588		9.64695	

TestAmerica Pittsburgh

INITIAL CALIBRATION DATA

Start Cal Date : 25-SEP-2009 10:31
End Cal Date : 25-SEP-2009 13:21
Quant Method : ISTD
Origin : Included
Target Version : 4.14
Integrator : HP RTE
Method file : \\PITSVR06\D\chem\722.i\092509.b\LL.m
Last Edit : 28-Sep-2009 08:46 bachas

Compound	0.4000000 Level 1	2.0000 Level 2	4.0000 Level 3	10.0000 Level 4	20.0000 Level 5	40.0000 Level 6	Curve	Coefficients b	m1	m2	%RSD or R^2	
	60.0000 Level 7	80.0000 Level 8										
36 N-Nitrosopyrrolidine	0.68826	0.57449	0.60752	0.61090	0.58094	0.57360						
	0.56759	0.55719					AVRG		0.59506		7.06258	
37 Acetophenone	+++++	2.01017	1.97529	1.91336	1.75890	1.64367						
	1.57241	1.51802					AVRG		1.77026		11.27409	
39 o-Toluidine	+++++	+++++	+++++	+++++	+++++	+++++						
	+++++	+++++					AVRG		0.000e+000		0.000e+000	<-
40 N-Nitrosopiperidine	+++++	+++++	+++++	+++++	+++++	+++++						
	+++++	+++++					AVRG		0.000e+000		0.000e+000	<-
41 Isophorone	0.62749	0.55125	0.55952	0.55237	0.53238	0.50847						
	0.48643	0.48033					AVRG		0.53728		8.82516	
42 2-Nitrophenol	0.19230	0.19082	0.19430	0.20764	0.20639	0.20251						
	0.20118	0.20518					AVRG		0.20004		3.32561	
43 2,4-Dimethylphenol	0.33863	0.30127	0.34606	0.33501	0.32175	0.30885						
	0.29829	0.29559					AVRG		0.31818		6.25227	

TestAmerica Pittsburgh

INITIAL CALIBRATION DATA

Start Cal Date : 25-SEP-2009 10:31
End Cal Date : 25-SEP-2009 13:21
Quant Method : ISTD
Origin : Included
Target Version : 4.14
Integrator : HP RTE
Method file : \\PITSVR06\D\chem\722.i\092509.b\LL.m
Last Edit : 28-Sep-2009 08:46 bachas

Compound	0.4000000 Level 1	2.0000 Level 2	4.0000 Level 3	10.0000 Level 4	20.0000 Level 5	40.0000 Level 6	Curve	Coefficients b	m1	m2	%RSD or R^2	
	60.0000 Level 7	80.0000 Level 8										
44 bis(2-Chloroethoxy)methane	0.42911	0.37258	0.37009	0.37932	0.35058	0.34112						
	0.32654	0.32626					AVRG		0.36195		9.38791	
45 O,O,O-Triethyl phosphorothioa	+++++	+++++	+++++	+++++	+++++	+++++						
	+++++	+++++					AVRG		0.000e+000		0.000e+000	<-
46 2,4-Toluenediamene	+++++	+++++	+++++	+++++	+++++	+++++						
	+++++	+++++					AVRG		0.000e+000		0.000e+000	<-
47 1,3,5-Trichlorobenzene	+++++	+++++	+++++	+++++	+++++	+++++						
	+++++	+++++					AVRG		0.000e+000		0.000e+000	<-
48 2,4-Dichlorophenol	0.33841	0.29065	0.30013	0.30003	0.28790	0.27512						
	0.26797	0.26429					AVRG		0.29056		8.14076	
49 Benzoic Acid	+++++	+++++	0.18590	0.19257	0.20035	0.21844						
	0.22595	0.23395					AVRG		0.20952		9.24404	
50 1,2,4-Trichlorobenzene	0.40817	0.33813	0.33969	0.34788	0.33394	0.31450						
	0.30989	0.30784					AVRG		0.33751		9.56216	

TestAmerica Pittsburgh

INITIAL CALIBRATION DATA

Start Cal Date : 25-SEP-2009 10:31
End Cal Date : 25-SEP-2009 13:21
Quant Method : ISTD
Origin : Included
Target Version : 4.14
Integrator : HP RTE
Method file : \\PITSVR06\D\chem\722.i\092509.b\LL.m
Last Edit : 28-Sep-2009 08:46 bachas

Compound	0.4000000 Level 1 / 60.0000 Level 7	2.0000 Level 2 / 80.0000 Level 8	4.0000 Level 3	10.0000 Level 4	20.0000 Level 5	40.0000 Level 6	Curve	Coefficients b	Coefficients m1	Coefficients m2	%RSD or R^2	
51 Naphthalene	35838	134342	227326	639183	1245018	2107429						
	3063551	3427130					QUAD	-0.03789	0.89089	0.04311	0.99924	
52 4-Chloroaniline	0.46125	0.42431	0.43417	0.44514	0.42547	0.40021						
	0.36931	0.36389					AVRG		0.41547		8.40093	
221 Caprolactam	0.08581	0.08308	0.09688	0.10135	0.09979	0.10085						
	0.09384	0.09813					AVRG		0.09496		7.32458	
53 a,a-Dimethyl-phenethylamine	+++++	+++++	+++++	+++++	+++++	+++++						
	+++++	+++++					AVRG		0.000e+000		0.000e+000	<-
54 2,6-Dichlorophenol	0.32058	0.29259	0.29826	0.29323	0.27971	0.26620						
	0.25821	0.25483					AVRG		0.28295		7.95058	
55 Hexachloropropene	+++++	+++++	+++++	+++++	+++++	+++++						
	+++++	+++++					AVRG		0.000e+000		0.000e+000	<-
56 Hexachlorobutadiene	0.19267	0.16870	0.16746	0.17895	0.17456	0.16874						
	0.16860	0.16957					AVRG		0.17365		4.96224	

TestAmerica Pittsburgh

INITIAL CALIBRATION DATA

Start Cal Date : 25-SEP-2009 10:31
End Cal Date : 25-SEP-2009 13:21
Quant Method : ISTD
Origin : Included
Target Version : 4.14
Integrator : HP RTE
Method file : \\PITSVR06\D\chem\722.i\092509.b\LL.m
Last Edit : 28-Sep-2009 08:46 bachas

Compound	0.4000000 Level 1	2.0000 Level 2	4.0000 Level 3	10.0000 Level 4	20.0000 Level 5	40.0000 Level 6	Curve	Coefficients b	m1	m2	%RSD or R^2	
	60.0000 Level 7	80.0000 Level 8										
57 1,2,3-Trichlorobenzene	+++++	+++++	+++++	+++++	+++++	+++++						
	+++++	+++++					AVRG		0.000e+000		0.000e+000	<-
58 N-Nitrosodi-n-butylamine	+++++	+++++	+++++	+++++	+++++	+++++						
	+++++	+++++					AVRG		0.000e+000		0.000e+000	<-
59 4-Chloro-3-Methylphenol	0.28600	0.28458	0.30325	0.29582	0.28621	0.27474						
	0.25489	0.26980					AVRG		0.28191		5.39527	
60 p-Phenylene diamine	+++++	+++++	+++++	+++++	+++++	+++++						
	+++++	+++++					AVRG		0.000e+000		0.000e+000	<-
61 Safrole	+++++	+++++	+++++	+++++	+++++	+++++						
	+++++	+++++					AVRG		0.000e+000		0.000e+000	<-
62 2-Methylnaphthalene	0.87831	0.75834	0.77909	0.76184	0.72440	0.67706						
	0.63228	0.60585					AVRG		0.72715		12.07363	
64 Hexachlorocyclopentadiene	0.23599	0.23461	0.26714	0.29969	0.29289	0.29966						
	0.31357	0.30436					AVRG		0.28099		11.10427	

TestAmerica Pittsburgh

INITIAL CALIBRATION DATA

Start Cal Date : 25-SEP-2009 10:31
End Cal Date : 25-SEP-2009 13:21
Quant Method : ISTD
Origin : Included
Target Version : 4.14
Integrator : HP RTE
Method file : \\PITSVR06\D\chem\722.i\092509.b\LL.m
Last Edit : 28-Sep-2009 08:46 bachas

Compound	0.4000000 Level 1	2.0000 Level 2	4.0000 Level 3	10.0000 Level 4	20.0000 Level 5	40.0000 Level 6	Curve	Coefficients b	m1	m2	%RSD or R^2	
	60.0000 Level 7	80.0000 Level 8										
65 1,2,4,5-Tetrachlorobenzene	0.62920	0.51208	0.53140	0.54665	0.50619	0.48530						
	0.48184	0.45909					AVRG		0.51897		10.13847	
66 2,4,6-Trichlorophenol	0.36523	0.31929	0.32950	0.35965	0.33663	0.32635						
	0.33870	0.32377					AVRG		0.33739		4.97270	
67 2,4,5-Trichlorophenol	0.39660	0.33560	0.36685	0.35812	0.34180	0.33780						
	0.33105	0.34165					AVRG		0.35118		6.24096	
68 1,2,3,5-Tetrachlorobenzene	+++++	+++++	+++++	+++++	+++++	+++++						
	+++++	+++++					AVRG		0.000e+000		0.000e+000	<-
222 1,1'-Biphenyl	+++++	1.60448	1.67357	1.65323	1.49599	1.36734						
	1.27697	1.21444					AVRG		1.46943		12.63685	
69 1,4-Dinitrobenzene	+++++	+++++	+++++	+++++	+++++	+++++						
	+++++	+++++					AVRG		0.000e+000		0.000e+000	<-
70 2-Chloronaphthalene	1.47082	1.15093	1.18066	1.22010	1.12228	1.04608						
	0.99519	0.95166					AVRG		1.14221		14.16213	

TestAmerica Pittsburgh

INITIAL CALIBRATION DATA

Start Cal Date : 25-SEP-2009 10:31
End Cal Date : 25-SEP-2009 13:21
Quant Method : ISTD
Origin : Included
Target Version : 4.14
Integrator : HP RTE
Method file : \\PITSVR06\D\chem\722.i\092509.b\LL.m
Last Edit : 28-Sep-2009 08:46 bachas

Compound	0.4000000 Level 1	2.0000 Level 2	4.0000 Level 3	10.0000 Level 4	20.0000 Level 5	40.0000 Level 6	Curve	Coefficients b	m1	m2	%RSD or R^2	
	60.0000 Level 7	80.0000 Level 8										
219 1-Chloronaphthalene	+++++	+++++	+++++	+++++	+++++	+++++						
	+++++	+++++					AVRG		0.000e+000		0.000e+000	<-
71 Isosafrole 1	+++++	+++++	+++++	+++++	+++++	+++++						
	+++++	+++++					AVRG		0.000e+000		0.000e+000	<-
M 188 Isosafrole, total	+++++	+++++	+++++	+++++	+++++	+++++						
	+++++	+++++					AVRG		0.000e+000		0.000e+000	<-
72 Isosafrole 2	+++++	+++++	+++++	+++++	+++++	+++++						
	+++++	+++++					AVRG		0.000e+000		0.000e+000	<-
73 2-Nitroaniline	0.25988	0.24559	0.25931	0.28497	0.27209	0.26649						
	0.26707	0.26877					AVRG		0.26552		4.27699	
74 1,2,3,4-Tetrachlorobenzene	+++++	+++++	+++++	+++++	+++++	+++++						
	+++++	+++++					AVRG		0.000e+000		0.000e+000	<-
75 1,4-Naphthoquinone	+++++	+++++	+++++	+++++	+++++	+++++						
	+++++	+++++					AVRG		0.000e+000		0.000e+000	<-

TestAmerica Pittsburgh

INITIAL CALIBRATION DATA

Start Cal Date : 25-SEP-2009 10:31
End Cal Date : 25-SEP-2009 13:21
Quant Method : ISTD
Origin : Included
Target Version : 4.14
Integrator : HP RTE
Method file : \\PITSVR06\D\chem\722.i\092509.b\LL.m
Last Edit : 28-Sep-2009 08:46 bachas

Compound	0.4000000 Level 1	2.0000 Level 2	4.0000 Level 3	10.0000 Level 4	20.0000 Level 5	40.0000 Level 6	Curve	Coefficients b	m1	m2	%RSD or R^2	
	60.0000 Level 7	80.0000 Level 8										
76 Dimethylphthalate	1.38994	1.15031	1.20071	1.21473	1.15714	1.09754						
	1.04529	1.05329					AVRG		1.16362		9.52371	
77 m-Dinitrobenzene	+++++	+++++	+++++	+++++	+++++	+++++						
	+++++	+++++					AVRG		0.000e+000		0.000e+000	<-
78 2,6-Dinitrotoluene	0.19702	0.22476	0.25272	0.27655	0.26871	0.27848						
	0.27386	0.28657					AVRG		0.25733		12.10586	
79 Acenaphthylene	2.14633	1.76387	1.84594	1.88141	1.71062	1.59245						
	1.47462	1.41145					AVRG		1.72834		13.77574	
80 1,2-Dinitrobenzene	+++++	+++++	+++++	+++++	+++++	+++++						
	+++++	+++++					AVRG		0.000e+000		0.000e+000	<-
81 3-Nitroaniline	0.24589	0.27364	0.30369	0.33311	0.31579	0.32523						
	0.31401	0.34023					AVRG		0.30645		10.39234	
82 Acenaphthene	1.48014	1.20637	1.22293	1.24816	1.13161	1.06471						
	1.00546	0.97540					AVRG		1.16685		13.88880	

TestAmerica Pittsburgh

INITIAL CALIBRATION DATA

Start Cal Date : 25-SEP-2009 10:31
End Cal Date : 25-SEP-2009 13:21
Quant Method : ISTD
Origin : Included
Target Version : 4.14
Integrator : HP RTE
Method file : \\PITSVR06\D\chem\722.i\092509.b\LL.m
Last Edit : 28-Sep-2009 08:46 bachas

Compound	0.4000000 Level 1 / 60.0000 Level 7	2.0000 Level 2 / 80.0000 Level 8	4.0000 Level 3	10.0000 Level 4	20.0000 Level 5	40.0000 Level 6	Curve	Coefficients b	Coefficients m1	Coefficients m2	%RSD or R^2	
83 2,4-Dinitrophenol	+++++	+++++	34815	88277	149823	212779						
	340332	450020					QUAD	0.32468	6.61006	-0.73626	0.99867	
84 Pentachlorobenzene	+++++	+++++	+++++	+++++	+++++	+++++						
	+++++	+++++					AVRG		0.000e+000		0.000e+000	<-
85 4-Nitrophenol	+++++	+++++	0.12905	0.14282	0.13567	0.14243						
	0.14057	0.15358					AVRG		0.14069		5.81248	
86 Dibenzofuran	32718	118038	205953	558346	1085957	1879439						
	2739044	3140410					QUAD	-0.04244	0.61219	0.01329	0.99972	
87 2,4-Dinitrotoluene	0.31936	0.30327	0.34591	0.38081	0.36052	0.36674						
	0.34537	0.37645					AVRG		0.34980		7.79144	
88 2,3,4,6-Tetrachlorophenol	0.31585	0.28582	0.30525	0.32436	0.29973	0.30067						
	0.28571	0.30736					AVRG		0.30309		4.41870	
89 1-Naphthylamine	+++++	+++++	+++++	+++++	+++++	+++++						
	+++++	+++++					AVRG		0.000e+000		0.000e+000	<-

TestAmerica Pittsburgh

INITIAL CALIBRATION DATA

Start Cal Date : 25-SEP-2009 10:31
End Cal Date : 25-SEP-2009 13:21
Quant Method : ISTD
Origin : Included
Target Version : 4.14
Integrator : HP RTE
Method file : \\PITSVR06\D\chem\722.i\092509.b\LL.m
Last Edit : 28-Sep-2009 08:46 bachas

Compound	0.4000000 Level 1	2.0000 Level 2	4.0000 Level 3	10.0000 Level 4	20.0000 Level 5	40.0000 Level 6	Curve	Coefficients b	m1	m2	%RSD or R^2	
	60.0000 Level 7	80.0000 Level 8										
90 Zinophos	+++++	+++++	+++++	+++++	+++++	+++++						
	+++++	+++++					AVRG		0.000e+000		0.000e+000	<-
91 2,3,5,6-Tetrachlorophenol	0.28901	0.26725	0.30233	0.30151	0.29141	0.30010						
	0.29653	0.30865					AVRG		0.29460		4.30957	
92 2-Naphthylamine	15991	63895	76077	289379	528720	766930						
	+++++	+++++					QUAD	0.11207	0.63471	0.35211	0.99808	
93 Diethylphthalate	1.36113	1.17149	1.20025	1.22025	1.13945	1.10505						
	1.01963	1.06672					AVRG		1.16049		9.07744	
94 Fluorene	1.49867	1.30666	1.36454	1.36337	1.22271	1.16291						
	1.07220	1.03442					AVRG		1.25318		12.70156	
95 4-Chlorophenyl-phenylether	0.67245	0.57242	0.61719	0.60352	0.57157	0.55296						
	0.52487	0.52963					AVRG		0.58057		8.46759	
96 4-Nitroaniline	0.25854	0.27082	0.32071	0.33698	0.30595	0.32186						
	0.30604	0.34165					AVRG		0.30782		9.63849	

TestAmerica Pittsburgh

INITIAL CALIBRATION DATA

Start Cal Date : 25-SEP-2009 10:31
End Cal Date : 25-SEP-2009 13:21
Quant Method : ISTD
Origin : Included
Target Version : 4.14
Integrator : HP RTE
Method file : \\PITSVR06\D\chem\722.i\092509.b\LL.m
Last Edit : 28-Sep-2009 08:46 bachas

Compound	0.4000000 Level 1	2.0000 Level 2	4.0000 Level 3	10.0000 Level 4	20.0000 Level 5	40.0000 Level 6	Curve	Coefficients b	m1	m2	%RSD or R^2	
	60.0000 Level 7	80.0000 Level 8										
97 5-Nitro-o-toluidine	+++++	+++++	+++++	+++++	+++++	+++++						
	+++++	+++++					AVRG		0.000e+000		0.000e+000	<-
98 4,6-Dinitro-2-methylphenol	+++++	+++++	0.11222	0.13343	0.13329	0.13756						
	0.14157	0.14022					AVRG		0.13305		8.08178	
99 N-Nitrosodiphenylamine	0.68681	0.54963	0.58255	0.58129	0.56338	0.52570						
	0.52580	0.50361					AVRG		0.56485		10.03724	
100 1,2-Diphenylhydrazine	0.91944	0.74317	0.76841	0.79431	0.74364	0.68495						
	0.66985	0.61312					AVRG		0.74211		12.47466	
101 Diphenylamine	+++++	+++++	+++++	+++++	+++++	+++++						
	+++++	+++++					AVRG		0.000e+000		0.000e+000	<-
202 N-Nitroso&Diphenylamine	+++++	+++++	+++++	+++++	+++++	+++++						
	+++++	+++++					AVRG		0.000e+000		0.000e+000	<-
102 Tetraethyl dithiopyrophosphat	+++++	+++++	+++++	+++++	+++++	+++++						
	+++++	+++++					AVRG		0.000e+000		0.000e+000	<-

TestAmerica Pittsburgh

INITIAL CALIBRATION DATA

Start Cal Date : 25-SEP-2009 10:31
End Cal Date : 25-SEP-2009 13:21
Quant Method : ISTD
Origin : Included
Target Version : 4.14
Integrator : HP RTE
Method file : \\PITSVR06\D\chem\722.i\092509.b\LL.m
Last Edit : 28-Sep-2009 08:46 bachas

Compound	0.4000000 Level 1	2.0000 Level 2	4.0000 Level 3	10.0000 Level 4	20.0000 Level 5	40.0000 Level 6	Curve	Coefficients b	m1	m2	%RSD or R^2	
	60.0000 Level 7	80.0000 Level 8										
103 Diallate 1	+++++	+++++	+++++	+++++	+++++	+++++						
	+++++	+++++					AVRG		0.000e+000		0.000e+000	<-
M 189 Diallate, total	+++++	+++++	+++++	+++++	+++++	+++++						
	+++++	+++++					AVRG		0.000e+000		0.000e+000	<-
104 Phorate	+++++	+++++	+++++	+++++	+++++	+++++						
	+++++	+++++					AVRG		0.000e+000		0.000e+000	<-
105 1,3,5-Trinitrobenzene	+++++	+++++	+++++	+++++	+++++	+++++						
	+++++	+++++					AVRG		0.000e+000		0.000e+000	<-
106 4-Bromophenyl-phenylether	0.22783	0.18830	0.20540	0.21094	0.20351	0.19761						
	0.20801	0.19601					AVRG		0.20470		5.78454	
107 Hexachlorobenzene	0.23697	0.19651	0.19904	0.21300	0.20240	0.19550						
	0.20323	0.19992					AVRG		0.20582		6.65707	
108 Phenacetin	+++++	+++++	+++++	+++++	+++++	+++++						
	+++++	+++++					AVRG		0.000e+000		0.000e+000	<-

TestAmerica Pittsburgh

INITIAL CALIBRATION DATA

Start Cal Date : 25-SEP-2009 10:31
End Cal Date : 25-SEP-2009 13:21
Quant Method : ISTD
Origin : Included
Target Version : 4.14
Integrator : HP RTE
Method file : \\PITSVR06\D\chem\722.i\092509.b\LL.m
Last Edit : 28-Sep-2009 08:46 bachas

Compound	0.4000000 Level 1	2.0000 Level 2	4.0000 Level 3	10.0000 Level 4	20.0000 Level 5	40.0000 Level 6	Curve	Coefficients b	m1	m2	%RSD or R^2	
	60.0000 Level 7	80.0000 Level 8										
223 Atrazine	0.17428	0.16911	0.13609	0.19504	0.19309	0.18830						
	0.15560	0.13523					AVRG		0.16834		14.30286	
109 Diallate 2	+++++	+++++	+++++	+++++	+++++	+++++						
	+++++	+++++					AVRG		0.000e+000		0.000e+000	<-
110 Dimethoate	+++++	+++++	+++++	+++++	+++++	+++++						
	+++++	+++++					AVRG		0.000e+000		0.000e+000	<-
111 Pentachlorophenol	0.12781	0.12098	0.13628	0.13867	0.13706	0.14418						
	0.14648	0.15012					AVRG		0.13770		7.02063	
112 Pentachloronitrobenzene	+++++	+++++	+++++	+++++	+++++	+++++						
	+++++	+++++					AVRG		0.000e+000		0.000e+000	<-
113 4-Aminobiphenyl	+++++	+++++	+++++	+++++	+++++	+++++						
	+++++	+++++					AVRG		0.000e+000		0.000e+000	<-
114 Pronamide	+++++	+++++	+++++	+++++	+++++	+++++						
	+++++	+++++					AVRG		0.000e+000		0.000e+000	<-

TestAmerica Pittsburgh

INITIAL CALIBRATION DATA

Start Cal Date : 25-SEP-2009 10:31
End Cal Date : 25-SEP-2009 13:21
Quant Method : ISTD
Origin : Included
Target Version : 4.14
Integrator : HP RTE
Method file : \\PITSVR06\D\chem\722.i\092509.b\LL.m
Last Edit : 28-Sep-2009 08:46 bachas

Compound	0.4000000 Level 1	2.0000 Level 2	4.0000 Level 3	10.0000 Level 4	20.0000 Level 5	40.0000 Level 6	Curve	Coefficients b	m1	m2	%RSD or R^2	
	60.0000 Level 7	80.0000 Level 8										
115 Phenanthrene	31738	117176	214273	571931	1148700	2059286						
	2839735	3443132					QUAD	0.01394	0.80380	0.03650	0.99998	
116 Anthracene	1.29508	1.11540	1.15739	1.21600	1.12398	1.03087						
	0.98108	0.90790					AVRG		1.10346		11.42961	
117 Dinoseb	+++++	+++++	+++++	+++++	+++++	+++++						
	+++++	+++++					AVRG		0.000e+000		0.000e+000	<-
118 Disulfoton	+++++	+++++	+++++	+++++	+++++	+++++						
	+++++	+++++					AVRG		0.000e+000		0.000e+000	<-
119 Carbazole	1.21094	1.00308	1.05483	1.13836	1.03156	0.95620						
	0.88447	0.88992					AVRG		1.02117		11.19297	
120 Di-n-Butylphthalate	1.20306	1.07862	1.19576	1.31734	1.24896	1.17191						
	1.07882	1.01330					AVRG		1.16347		8.63064	
121 4-Nitroquinoline 1-oxide	+++++	+++++	+++++	+++++	+++++	+++++						
	+++++	+++++					AVRG		0.000e+000		0.000e+000	<-

TestAmerica Pittsburgh

INITIAL CALIBRATION DATA

Start Cal Date : 25-SEP-2009 10:31
End Cal Date : 25-SEP-2009 13:21
Quant Method : ISTD
Origin : Included
Target Version : 4.14
Integrator : HP RTE
Method file : \\PITSVR06\D\chem\722.i\092509.b\LL.m
Last Edit : 28-Sep-2009 08:46 bachas

Compound	0.4000000 Level 1 / 60.0000 Level 7	2.0000 Level 2 / 80.0000 Level 8	4.0000 Level 3	10.0000 Level 4	20.0000 Level 5	40.0000 Level 6	Curve	Coefficients b	m1	m2	%RSD or R^2	
122 Methapyrilene	+++++	+++++	+++++	+++++	+++++	+++++						
	+++++	+++++					AVRG		0.000e+000		0.000e+000	<-
123 Fluoranthene	1.15936	0.95137	1.05445	1.13429	1.08874	1.04233						
	0.99478	0.96339					AVRG		1.04859		7.29024	
124 Benzidine	+++++	+++++	+++++	0.51436	0.47478	0.46730						
	0.42983	0.45587					AVRG		0.46843		6.57893	
125 Pyrene	1.70711	1.46429	1.47758	1.50473	1.39134	1.27455						
	1.15315	1.07939					AVRG		1.38152		14.78992	
126 Aramite 1	+++++	+++++	+++++	+++++	+++++	+++++						
	+++++	+++++					AVRG		0.000e+000		0.000e+000	<-
M 191 Aramite, total	+++++	+++++	+++++	+++++	+++++	+++++						
	+++++	+++++					AVRG		0.000e+000		0.000e+000	<-
127 Aramite 2	+++++	+++++	+++++	+++++	+++++	+++++						
	+++++	+++++					AVRG		0.000e+000		0.000e+000	<-

TestAmerica Pittsburgh

INITIAL CALIBRATION DATA

Start Cal Date : 25-SEP-2009 10:31
End Cal Date : 25-SEP-2009 13:21
Quant Method : ISTD
Origin : Included
Target Version : 4.14
Integrator : HP RTE
Method file : \\PITSVR06\D\chem\722.i\092509.b\LL.m
Last Edit : 28-Sep-2009 08:46 bachas

Compound	0.4000000 Level 1 / 60.0000 Level 7	2.0000 Level 2 / 80.0000 Level 8	4.0000 Level 3	10.0000 Level 4	20.0000 Level 5	40.0000 Level 6	Curve	Coefficients b	m1	m2	%RSD or R^2	
128 p-Dimethylamino azobenzene	+++++ / +++++	+++++ / +++++	+++++	+++++	+++++	+++++	AVRG		0.000e+000		0.000e+000	<-
129 p-Chlorobenzilate	+++++ / +++++	+++++ / +++++	+++++	+++++	+++++	+++++	AVRG		0.000e+000		0.000e+000	<-
130 Famphur	+++++ / +++++	+++++ / +++++	+++++	+++++	+++++	+++++	AVRG		0.000e+000		0.000e+000	<-
131 Butylbenzylphthalate	0.71782 / 0.65691	0.62995 / 0.65623	0.68930	0.73373	0.72464	0.69647	AVRG		0.68813		5.42129	
132 3,3'-Dimethylbenzidine	+++++ / +++++	+++++ / +++++	+++++	+++++	+++++	+++++	AVRG		0.000e+000		0.000e+000	<-
133 3,3'-Dimethoxybenzidine	+++++ / +++++	+++++ / +++++	+++++	+++++	+++++	+++++	AVRG		0.000e+000		0.000e+000	<-
134 2-Acetylaminofluorene	+++++ / +++++	+++++ / +++++	+++++	+++++	+++++	+++++	AVRG		0.000e+000		0.000e+000	<-

TestAmerica Pittsburgh

INITIAL CALIBRATION DATA

Start Cal Date : 25-SEP-2009 10:31
End Cal Date : 25-SEP-2009 13:21
Quant Method : ISTD
Origin : Included
Target Version : 4.14
Integrator : HP RTE
Method file : \\PITSVR06\D\chem\722.i\092509.b\LL.m
Last Edit : 28-Sep-2009 08:46 bachas

Compound	0.4000000 Level 1	2.0000 Level 2	4.0000 Level 3	10.0000 Level 4	20.0000 Level 5	40.0000 Level 6	Curve	Coefficients b	m1	m2	%RSD or R^2	
	60.0000 Level 7	80.0000 Level 8										
135 3,3'-Dichlorobenzidine	0.43221	0.33696	0.41900	0.44602	0.44578	0.45892						
	0.46721	0.48059					AVRG		0.43584		10.18577	
136 Benzo(a)Anthracene	1.47317	1.17003	1.20646	1.25649	1.20172	1.15260						
	1.13174	1.11100					AVRG		1.21290		9.46480	
137 Chrysene	1.55374	1.21276	1.27995	1.32008	1.24299	1.17427						
	1.08857	1.07422					AVRG		1.24332		12.22945	
138 4,4'-Methylene bis(o-chloroan	+++++	+++++	+++++	+++++	+++++	+++++						
	+++++	+++++					AVRG		0.000e+000		0.000e+000	<-
139 bis(2-ethylhexyl)Phthalate	0.78105	0.71929	0.86925	0.97561	0.97051	0.93922						
	0.89297	0.87756					AVRG		0.87818		10.25040	
140 Di-n-octylphthalate	13087	59861	150886	525781	1241134	2671210						
	4039940	5346303					QUAD	0.10887	0.54346	0.00169	0.99985	
141 Benzo(b)fluoranthene	1.40892	1.34393	1.43824	1.41717	1.39909	1.53194						
	1.41285	1.45724					AVRG		1.42617		3.78069	

TestAmerica Pittsburgh

INITIAL CALIBRATION DATA

Start Cal Date : 25-SEP-2009 10:31
End Cal Date : 25-SEP-2009 13:21
Quant Method : ISTD
Origin : Included
Target Version : 4.14
Integrator : HP RTE
Method file : \\PITSVR06\D\chem\722.i\092509.b\LL.m
Last Edit : 28-Sep-2009 08:46 bachas

Compound	0.4000000 Level 1	2.0000 Level 2	4.0000 Level 3	10.0000 Level 4	20.0000 Level 5	40.0000 Level 6	Curve	Coefficients b	m1	m2	%RSD or R^2	
	60.0000 Level 7	80.0000 Level 8										
142 Benzo(k)fluoranthene	1.76712	1.56061	1.64652	1.82325	1.83880	1.48775						
	1.58129	1.51200					AVRG		1.65217		8.48085	
143 7,12-dimethylbenz[a]anthracen	0.73739	0.62221	0.72364	0.75133	0.78039	0.77013						
	0.78832	0.81689					AVRG		0.74879		7.89194	
213 Dinocap 1(1)	+++++	+++++	+++++	+++++	+++++	+++++						
	+++++	+++++					AVRG		0.000e+000		0.000e+000	<-
(2)	+++++	+++++	+++++	+++++	+++++	+++++						
	+++++	+++++					AVRG		0.000e+000		0.000e+000	<-
214 Dinocap 2	+++++	+++++	+++++	+++++	+++++	+++++						
	+++++	+++++					AVRG		0.000e+000		0.000e+000	<-
215 Dinocap 4	+++++	+++++	+++++	+++++	+++++	+++++						
	+++++	+++++					AVRG		0.000e+000		0.000e+000	<-
M 218 Dinocap, total	+++++	+++++	+++++	+++++	+++++	+++++						
	+++++	+++++					AVRG		0.000e+000		0.000e+000	<-

TestAmerica Pittsburgh

INITIAL CALIBRATION DATA

Start Cal Date : 25-SEP-2009 10:31
End Cal Date : 25-SEP-2009 13:21
Quant Method : ISTD
Origin : Included
Target Version : 4.14
Integrator : HP RTE
Method file : \\PITSVR06\D\chem\722.i\092509.b\LL.m
Last Edit : 28-Sep-2009 08:46 bachas

Compound	0.4000000 Level 1	2.0000 Level 2	4.0000 Level 3	10.0000 Level 4	20.0000 Level 5	40.0000 Level 6	Curve	Coefficients b	m1	m2	%RSD or R^2	
	60.0000 Level 7	80.0000 Level 8										
216 Dinocap 3	+++++	+++++	+++++	+++++	+++++	+++++						
	+++++	+++++					AVRG		0.000e+000		0.000e+000	<-
144 Hexachlorophene	+++++	+++++	+++++	+++++	+++++	+++++						
	+++++	+++++					AVRG		0.000e+000		0.000e+000	<-
145 Hexachlorophene product	+++++	+++++	+++++	+++++	+++++	+++++						
	+++++	+++++					AVRG		0.000e+000		0.000e+000	<-
146 Benzo(a)pyrene	1.20078	1.02031	1.27055	1.35658	1.36629	1.31572						
	1.29340	1.28321					AVRG		1.26335		8.79212	
148 3-Methylcholanthrene	+++++	+++++	+++++	+++++	+++++	+++++						
	+++++	+++++					AVRG		0.000e+000		0.000e+000	<-
149 Indeno(1,2,3-cd)pyrene	1.86961	1.16329	1.44590	1.51793	1.62763	1.61706						
	1.68772	1.71030					AVRG		1.57993		13.35362	
150 Dibenz(a,h)anthracene	1.33751	0.91281	1.10884	1.20326	1.29847	1.29525						
	1.35015	1.36822					AVRG		1.23431		12.62182	

(1 - 821)

456

C9J020291

TestAmerica Pittsburgh

INITIAL CALIBRATION DATA

Start Cal Date : 25-SEP-2009 10:31
End Cal Date : 25-SEP-2009 13:21
Quant Method : ISTD
Origin : Included
Target Version : 4.14
Integrator : HP RTE
Method file : \\PITSVR06\D\chem\722.i\092509.b\LL.m
Last Edit : 28-Sep-2009 08:46 bachas

Compound	0.4000000 Level 1	2.0000 Level 2	4.0000 Level 3	10.0000 Level 4	20.0000 Level 5	40.0000 Level 6	60.0000 Level 7	80.0000 Level 8	Curve	Coefficients b	Coefficients m1	Coefficients m2	%RSD or R^2	
151 Benzo(g,h,i)perylene	1.76850	1.15684	1.35397	1.39457	1.44957	1.40846	1.45847	1.46190	AVRG		1.43153		11.77496	
204 Benzenethiol	+++++	+++++	+++++	+++++	+++++	+++++	+++++	+++++	AVRG		0.000e+000		0.000e+000	<-
205 1-Methylnaphthalene	0.97235	0.79401	0.82726	0.80530	0.74964	0.69031	0.65008	0.62560	AVRG		0.76432		14.65161	
206 Kepone	+++++	+++++	+++++	+++++	+++++	+++++	+++++	+++++	AVRG		0.000e+000		0.000e+000	<-
207 6-Methylchrysene	+++++	+++++	+++++	+++++	+++++	+++++	+++++	+++++	AVRG		0.000e+000		0.000e+000	<-
208 Dibenzo(a,h)acridine	+++++	+++++	+++++	+++++	+++++	+++++	+++++	+++++	AVRG		0.000e+000		0.000e+000	<-
209 Dibenz(a,j)acridine	+++++	+++++	+++++	+++++	+++++	+++++	+++++	+++++	AVRG		0.000e+000		0.000e+000	<-

TestAmerica Pittsburgh

INITIAL CALIBRATION DATA

Start Cal Date : 25-SEP-2009 10:31
End Cal Date : 25-SEP-2009 13:21
Quant Method : ISTD
Origin : Included
Target Version : 4.14
Integrator : HP RTE
Method file : \\PITSVR06\D\chem\722.i\092509.b\LL.m
Last Edit : 28-Sep-2009 08:46 bachas

Compound	0.4000000 Level 1	2.0000 Level 2	4.0000 Level 3	10.0000 Level 4	20.0000 Level 5	40.0000 Level 6	Curve	Coefficients b	m1	m2	%RSD or R^2	
	60.0000 Level 7	80.0000 Level 8										
210 Isodrin	+++++	+++++	+++++	+++++	+++++	+++++						
	+++++	+++++					AVRG		0.000e+000		0.000e+000	<-
211 Parathion	+++++	+++++	+++++	+++++	+++++	+++++						
	+++++	+++++					AVRG		0.000e+000		0.000e+000	<-
212 Methyl parathion	+++++	+++++	+++++	+++++	+++++	+++++						
	+++++	+++++					AVRG		0.000e+000		0.000e+000	<-
$ 154 Nitrobenzene-d5	0.32670	0.29252	0.30868	0.31522	0.30598	0.29506						
	0.29184	0.29418					AVRG		0.30377		4.16875	
$ 155 2-Fluorobiphenyl	1.53585	1.26970	1.25203	1.32150	1.20551	1.13167						
	1.08331	1.05861					AVRG		1.23227		12.46280	
$ 156 Terphenyl-d14	1.03412	0.87139	0.89140	0.91211	0.88236	0.80841						
	0.77735	0.74684					AVRG		0.86550		10.39905	

(1 - 821)

TestAmerica Pittsburgh

INITIAL CALIBRATION DATA

Start Cal Date : 25-SEP-2009 10:31
End Cal Date : 25-SEP-2009 13:21
Quant Method : ISTD
Origin : Included
Target Version : 4.14
Integrator : HP RTE
Method file : \\PITSVR06\D\chem\722.i\092509.b\LL.m
Last Edit : 28-Sep-2009 08:46 bachas

Compound	0.4000000 Level 1	2.0000 Level 2	4.0000 Level 3	10.0000 Level 4	20.0000 Level 5	40.0000 Level 6	Curve	Coefficients b	m1	m2	%RSD or R^2
	60.0000 Level 7	80.0000 Level 8									
$ 157 Phenol-d5	1.66778	1.40548	1.46528	1.42120	1.30049	1.25217					
	1.20605	1.17050					AVRG		1.36112		11.98884
$ 158 2-Fluorophenol	1.12994	1.03339	1.07747	1.09057	1.02851	1.01656					
	0.99419	1.00102					AVRG		1.04646		4.57722
$ 159 2,4,6-Tribromophenol	0.09009	0.07792	0.08829	0.09433	0.09409	0.09674					
	0.10129	0.09597					AVRG		0.09234		7.64552
$ 186 2-Chlorophenol-d4	1.61754	1.37496	1.43858	1.44314	1.33551	1.27596					
	1.22700	1.20174					AVRG		1.36431		9.98453
$ 187 1,2-Dichlorobenzene-d4	1.17247	0.98337	1.05111	1.04558	0.97859	0.91884					
	0.87348	0.86152					AVRG		0.98562		10.52218

459

C9J020291

TestAmerica Pittsburgh

INITIAL CALIBRATION DATA

Start Cal Date : 25-SEP-2009 10:31
End Cal Date : 25-SEP-2009 13:21
Quant Method : ISTD
Origin : Included
Target Version : 4.14
Integrator : HP RTE
Method file : \\PITSVR06\D\chem\722.i\092509.b\LL.m
Last Edit : 28-Sep-2009 08:46 bachas

Curve	Formula	Units
Averaged	Amt = Rsp/m1	Response
Quad	Amt = b + m1*Rsp + m2*Rsp^2	Response

FORM 5
SEMIVOLATILE ORGANIC INSTRUMENT PERFORMANCE CHECK
DECAFLUOROTRIPHENYLPHOSPHINE (DFTPP)

Lab Name: TESTAMERICA PITTSBURGH Contract:

Lab Code: TA Case No.: SAS No.: SDG No.:

Lab File ID: F1015DF1 DFTPP Injection Date: 10/15/09

Instrument ID: 722 DFTPP Injection Time: 0020

m/e	ION ABUNDANCE CRITERIA	% RELATIVE ABUNDANCE
51	30.0 - 60.0% of mass 198	42.9
68	Less than 2.0% of mass 69	0.0 (0.0)1
69	Mass 69 relative abundance	47.4
70	Less than 2.0% of mass 69	0.2 (0.4)1
127	40.0 - 60.0% of mass 198	59.4
197	Less than 1.0% of mass 198	0.0
198	Base Peak, 100% relative abundance	100.0
199	5.0 to 9.0% of mass 198	6.9
275	10.0 - 30.0% of mass 198	24.8
365	Greater than 1.0% of mass 198	2.31
441	Present, but less than mass 443	10.0
442	40.0 - 100.0% of mass 198	58.6
443	17.0 - 23.0% of mass 442	11.6 (19.7)2

1-Value is % mass 69 2-Value is % mass 442

THIS CHECK APPLIES TO THE FOLLOWING SAMPLES, MS, MSD, BLANKS, AND STANDARDS:

	EPA SAMPLE NO.	LAB SAMPLE ID	LAB FILE ID	DATE ANALYZED	TIME ANALYZED
01	SSTD4	SSTD4	F10150C2	10/15/09	0116
02	INTRA-LAB BL	LL2CM1AA	F1015006	10/15/09	0322
03	INTRA-LAB CH	LL2CM1AC	F1015007	10/15/09	0343
04	SD-01-01	LLXL81AE	F1015019	10/15/09	0754
05	SD-01-02	LLXMA1AE	F1015020	10/15/09	0814
06					
07					
08					
09					
10					
11					
12					
13					
14					
15					
16					
17					
18					
19					
20					
21					
22					

Test America Pittsburgh

CONTINUING CALIBRATION COMPOUNDS

Instrument ID: 722.i Injection Date: 15-OCT-2009 01:16
Lab File ID: F10150C2.D Init. Cal. Date(s): 25-SEP-2009 25-SEP-2009
Analysis Type: Init. Cal. Times: 10:31 13:21
Lab Sample ID: sstd4 Quant Type: ISTD
Method: \\PITSVR06\d\chem\722.i\101509.b\LL.m

COMPOUND	RRF / AMOUNT	RF4	CCAL RRF4	MIN RRF	%D / %DRIFT	MAX %D / %DRIFT	CURVE TYPE	
198 1,4-Dioxane	0.08413	0.10982	0.10982	0.010	-30.53790	25.00000	Averaged	<-
220 Benzaldehyde	4.00000	3.70677	0.68209	0.010	7.33065	25.00000	Quadratic	
10 N-Nitrosodimethylamine	0.50645	0.50992	0.50992	0.010	-0.68460	25.00000	Averaged	
9 Pyridine	1.01056	0.97460	0.97460	0.010	3.55908	25.00000	Averaged	
16 Methyl methanesulfonate	0.50583	0.50318	0.50318	0.010	0.52457	25.00000	Averaged	
21 Aniline	1.73048	1.69562	1.69562	0.010	2.01417	25.00000	Averaged	
22 Phenol	1.57074	1.47810	1.47810	0.010	5.89837	20.00000	Averaged	
23 bis(2-Chloroethyl)ether	1.16544	1.18394	1.18394	0.010	-1.58724	25.00000	Averaged	
24 2-Chlorophenol	1.40102	1.39722	1.39722	0.010	0.27057	25.00000	Averaged	
26 1,3-Dichlorobenzene	1.66304	1.65969	1.65969	0.010	0.20143	25.00000	Averaged	
27 1,4-Dichlorobenzene	1.68898	1.68920	1.68920	0.010	-0.01326	20.00000	Averaged	
28 1,2-Dichlorobenzene	1.58225	1.63623	1.63623	0.010	-3.41194	25.00000	Averaged	
227 Indene	2.00497	2.02173	2.02173	0.010	-0.83586	25.00000	Averaged	
29 Benzyl Alcohol	0.83499	0.58269	0.58269	0.010	30.21563	25.00000	Averaged	<-
30 2-Methylphenol	1.20157	1.18774	1.18774	0.010	1.15108	25.00000	Averaged	
31 2,2'-oxybis(1-Chloropropane	1.47128	1.49462	1.49462	0.010	-1.58596	25.00000	Averaged	
37 Acetophenone	1.77026	1.94514	1.94514	0.010	-9.87880	25.00000	Averaged	
32 N-Nitroso-di-n-propylamine	4.00000	3.99699	0.88086	0.050	0.07518	25.00000	Quadratic	
192 4-Methylphenol	1.22994	1.24853	1.24853	0.010	-1.51149	25.00000	Averaged	
34 Hexachloroethane	0.64642	0.64020	0.64020	0.010	0.96285	25.00000	Averaged	
35 Nitrobenzene	0.32588	0.33075	0.33075	0.010	-1.49321	25.00000	Averaged	
36 N-Nitrosopyrrolidine	0.59506	0.62028	0.62028	0.010	-4.23827	25.00000	Averaged	
41 Isophorone	0.53728	0.54303	0.54303	0.010	-1.07005	25.00000	Averaged	
42 2-Nitrophenol	0.20004	0.19324	0.19324	0.010	3.39691	20.00000	Averaged	
43 2,4-Dimethylphenol	0.31818	0.30601	0.30601	0.010	3.82514	25.00000	Averaged	
44 bis(2-Chloroethoxy)methane	0.36195	0.37554	0.37554	0.010	-3.75525	25.00000	Averaged	
48 2,4-Dichlorophenol	0.29056	0.28281	0.28281	0.010	2.66764	20.00000	Averaged	
49 Benzoic Acid	0.20952	0.10789	0.10789	0.010	48.50845	25.00000	Averaged	<-
50 1,2,4-Trichlorobenzene	0.33751	0.33874	0.33874	0.010	-0.36645	25.00000	Averaged	
51 Naphthalene	4.00000	3.77084	1.11324	0.010	5.72895	25.00000	Quadratic	
52 4-Chloroaniline	0.41547	0.42612	0.42612	0.010	-2.56331	25.00000	Averaged	
54 2,6-Dichlorophenol	0.28295	0.29740	0.29740	0.010	-5.10720	25.00000	Averaged	
56 Hexachlorobutadiene	0.17365	0.17439	0.17439	0.010	-0.42171	20.00000	Averaged	
221 Caprolactam	0.09496	0.08754	0.08754	0.010	7.82044	25.00000	Averaged	
59 4-Chloro-3-Methylphenol	0.28191	0.29559	0.29559	0.010	-4.85327	20.00000	Averaged	
62 2-Methylnaphthalene	0.72715	0.76337	0.76337	0.010	-4.98179	25.00000	Averaged	
205 1-Methylnaphthalene	0.76432	0.79394	0.79394	0.010	-3.87601	25.00000	Averaged	
64 Hexachlorocyclopentadiene	0.28099	0.22466	0.22466	0.050	20.04799	25.00000	Averaged	
65 1,2,4,5-Tetrachlorobenzene	0.51897	0.52950	0.52950	0.010	-2.02949	25.00000	Averaged	
66 2,4,6-Trichlorophenol	0.33739	0.31610	0.31610	0.010	6.31098	20.00000	Averaged	
67 2,4,5-Trichlorophenol	0.35118	0.33156	0.33156	0.010	5.58735	25.00000	Averaged	
222 1,1'-Biphenyl	1.46943	1.61569	1.61569	0.010	-9.95363	25.00000	Averaged	

Test America Pittsburgh

CONTINUING CALIBRATION COMPOUNDS

Instrument ID: 722.i Injection Date: 15-OCT-2009 01:16
Lab File ID: F10150C2.D Init. Cal. Date(s): 25-SEP-2009 25-SEP-2009
Analysis Type: Init. Cal. Times: 10:31 13:21
Lab Sample ID: sstd4 Quant Type: ISTD
Method: \\PITSVR06\d\chem\722.i\101509.b\LL.m

COMPOUND	RRF / AMOUNT	RF4	CCAL RRF4	MIN RRF	%D / %DRIFT	MAX %D / %DRIFT	CURVE TYPE	
70 2-Chloronaphthalene	1.14221	1.20118	1.20118	0.010	-5.16239	25.00000	Averaged	
73 2-Nitroaniline	0.26552	0.27163	0.27163	0.010	-2.30125	25.00000	Averaged	
76 Dimethylphthalate	1.16362	1.15479	1.15479	0.010	0.75888	25.00000	Averaged	
78 2,6-Dinitrotoluene	0.25733	0.26690	0.26690	0.010	-3.71878	25.00000	Averaged	
79 Acenaphthylene	1.72834	1.82499	1.82499	0.010	-5.59197	25.00000	Averaged	
81 3-Nitroaniline	0.30645	0.30330	0.30330	0.010	1.02632	25.00000	Averaged	
82 Acenaphthene	1.16685	1.21790	1.21790	0.010	-4.37532	20.00000	Averaged	
83 2,4-Dinitrophenol	10.00000	6.45767	0.05888	0.050	35.42325	25.00000	Quadratic	<-
85 4-Nitrophenol	0.14069	0.12254	0.12254	0.050	12.89597	25.00000	Averaged	
86 Dibenzofuran	4.00000	3.77133	1.64926	0.010	5.71666	25.00000	Quadratic	
87 2,4-Dinitrotoluene	0.34980	0.36691	0.36691	0.010	-4.88921	25.00000	Averaged	
91 2,3,5,6-Tetrachlorophenol	0.29460	0.26511	0.26511	0.010	10.01046	25.00000	Averaged	
88 2,3,4,6-Tetrachlorophenol	0.30309	0.28966	0.28966	0.010	4.43204	25.00000	Averaged	
92 2-Naphthylamine	4.00000	2.69908	0.60757	0.010	32.52295	25.00000	Quadratic	<-
93 Diethylphthalate	1.16049	1.19645	1.19645	0.010	-3.09845	25.00000	Averaged	
94 Fluorene	1.25318	1.31514	1.31514	0.010	-4.94407	25.00000	Averaged	
95 4-Chlorophenyl-phenylether	0.58057	0.58498	0.58498	0.010	-0.75873	25.00000	Averaged	
96 4-Nitroaniline	0.30782	0.30766	0.30766	0.010	0.05109	25.00000	Averaged	
98 4,6-Dinitro-2-methylphenol	0.13305	0.08589	0.08589	0.010	35.44626	25.00000	Averaged	<-
99 N-Nitrosodiphenylamine	0.56485	0.55677	0.55677	0.010	1.42981	20.00000	Averaged	
100 1,2-Diphenylhydrazine	0.74211	0.74900	0.74900	0.010	-0.92895	25.00000	Averaged	
106 4-Bromophenyl-phenylether	0.20470	0.19650	0.19650	0.010	4.00820	25.00000	Averaged	
107 Hexachlorobenzene	0.20582	0.20259	0.20259	0.010	1.57146	25.00000	Averaged	
223 Atrazine	0.16834	0.14957	0.14957	0.010	11.15271	25.00000	Averaged	
111 Pentachlorophenol	0.13770	0.12520	0.12520	0.025	9.07343	20.00000	Averaged	
115 Phenanthrene	4.00000	3.86586	1.13826	0.010	3.35341	25.00000	Quadratic	
116 Anthracene	1.10346	1.14507	1.14507	0.010	-3.77026	25.00000	Averaged	
119 Carbazole	1.02117	1.03518	1.03518	0.010	-1.37181	25.00000	Averaged	
120 Di-n-Butylphthalate	1.16347	1.25336	1.25336	0.010	-7.72622	25.00000	Averaged	
123 Fluoranthene	1.04859	1.03922	1.03922	0.010	0.89359	20.00000	Averaged	
124 Benzidine	0.46843	0.46099	0.46099	0.010	1.58788	25.00000	Averaged	
125 Pyrene	1.38152	1.52025	1.52025	0.010	-10.04183	25.00000	Averaged	
131 Butylbenzylphthalate	0.68813	0.69062	0.69062	0.010	-0.36120	25.00000	Averaged	
135 3,3'-Dichlorobenzidine	0.43584	0.41301	0.41301	0.010	5.23871	25.00000	Averaged	
136 Benzo(a)Anthracene	1.21290	1.23476	1.23476	0.010	-1.80227	25.00000	Averaged	
137 Chrysene	1.24332	1.20686	1.20686	0.010	2.93296	25.00000	Averaged	
139 bis(2-ethylhexyl)Phthalate	0.87818	0.95890	0.95890	0.010	-9.19198	25.00000	Averaged	
140 Di-n-octylphthalate	4.00000	4.58535	1.70416	0.010	-14.63380	20.00000	Quadratic	
141 Benzo(b)fluoranthene	1.42617	1.46469	1.46469	0.010	-2.70045	25.00000	Averaged	
142 Benzo(k)fluoranthene	1.65217	1.59833	1.59833	0.010	3.25833	25.00000	Averaged	
143 7,12-dimethylbenz[a]anthrac	0.74879	0.73133	0.73133	0.010	2.33212	25.00000	Averaged	
146 Benzo(a)pyrene	1.26335	1.27485	1.27485	0.010	-0.91004	20.00000	Averaged	

Test America Pittsburgh

CONTINUING CALIBRATION COMPOUNDS

Instrument ID: 722.i Injection Date: 15-OCT-2009 01:16
Lab File ID: F10150C2.D Init. Cal. Date(s): 25-SEP-2009 25-SEP-2009
Analysis Type: Init. Cal. Times: 10:31 13:21
Lab Sample ID: sstd4 Quant Type: ISTD
Method: \\PITSVR06\d\chem\722.i\101509.b\LL.m

COMPOUND	RRF / AMOUNT	RF4	CCAL RRF4	MIN RRF	%D / %DRIFT	MAX %D / %DRIFT	CURVE TYPE
149 Indeno(1,2,3-cd)pyrene	1.57993	1.58269	1.58269	0.010	-0.17470	25.00000	Averaged
150 Dibenz(a,h)anthracene	1.23431	1.25491	1.25491	0.010	-1.66867	25.00000	Averaged
151 Benzo(g,h,i)perylene	1.43153	1.42996	1.42996	0.010	0.11036	25.00000	Averaged
$ 154 Nitrobenzene-d5	0.30377	0.31151	0.31151	0.010	-2.54583	25.00000	Averaged
$ 155 2-Fluorobiphenyl	1.23227	1.26088	1.26088	0.010	-2.32169	25.00000	Averaged
$ 156 Terphenyl-d14	0.86550	0.92902	0.92902	0.010	-7.33953	25.00000	Averaged
$ 157 Phenol-d5	1.36112	1.38743	1.38743	0.010	-1.93338	25.00000	Averaged
$ 158 2-Fluorophenol	1.04646	1.06538	1.06538	0.010	-1.80786	25.00000	Averaged
$ 159 2,4,6-Tribromophenol	0.09234	0.08715	0.08715	0.010	5.61636	25.00000	Averaged
$ 186 2-Chlorophenol-d4	1.36431	1.41477	1.41477	0.010	-3.69925	25.00000	Averaged
$ 187 1,2-Dichlorobenzene-d4	0.98562	1.00666	1.00666	0.010	-2.13486	25.00000	Averaged

SW846 8270C METHOD BLANK SUMMARY

BLANK WORKORDER NO.: LL2CM1AA

Lab Name: TestAmerica Laboratories, Inc.

Lab Code: TALPIT

SDG Number:

Lab File ID: F1015006.

Lot Number: C9J020291

Date Analyzed: 10/15/09

Time Analyzed: 03:22

Matrix: SOLID

Date Extracted:10/06/09

GC Column: HP5MS ID: .25

Extraction Method: 3541

Instrument ID: 722

Level:(low/med) LOW

THIS METHOD BLANK APPLIES TO THE FOLLOWING SAMPLES, LCS, LCSD, MS , MSD:

	CLIENT ID.	SAMPLE WORK ORDER #	LAB FILE ID	DATE ANALYZED	TIME ANALYZED
01	SD-07-01	LLXLA1AC	F1021003.	10/21/09	01:17
02	SD-07-02	LLXLG1AE	F1021004.	10/21/09	01:39
03	SD-07-02	LLXLG1A2 S	F1021005.	10/21/09	02:01
04	SD-07-02	LLXLG1A3 D	F1021006.	10/21/09	02:23
05	SD-4-SS	LLXLX1AE	F1021007.	10/21/09	02:44
06	SD-4-01	LLXL01AE	F1021008.	10/21/09	03:05
07	SD-4-02	LLXL11AE	F1021009.	10/21/09	03:27
08	SD-05-SS	LLXL21AE	F1021010.	10/21/09	03:49
09	SD-05-01	LLXL31AE	F1021011.	10/21/09	04:10
10	SD-05-02	LLXL51AE	F1021012.	10/21/09	04:32
11	SD-01-SS	LLXL61AE	F1021013.	10/21/09	04:54
12	SD-01-01	LLXL81AE	F1015019.	10/15/09	07:54
13	SD-01-02	LLXMA1AE	F1015020.	10/15/09	08:14
14	SD-07-SS	LLXMC1AE	F1021014.	10/21/09	05:15
15	SD-05-SS	LLXNL1AE	F1021015.	10/21/09	05:37
16	CHECK SAMPLE	LL2CM1AC C	F1015007.	10/15/09	03:43
17					
18					
19					
20					
21					
22					
23					
24					
25					
26					
27					
28					
29					
30					

COMMENTS:

FORM IV

METHOD BLANK REPORT

GC/MS Semivolatiles

Client Lot #...: C9J020291 **Work Order #...:** LL2CM1AA **Matrix.....:** SOLID
MB Lot-Sample #: C9J060000-107

Prep Date.....: 10/06/09 **Analysis Time..:** 03:22
Analysis Date..: 10/15/09 **Prep Batch #...:** 9279107 **Final Wgt/Vol..:** 5 mL
Dilution Factor: 0.5 **Initial Wgt/Vol:** 30 g **Instrument ID..:** 722
Analyst ID.....: 007062

PARAMETER	RESULT	REPORTING LIMIT	UNITS	METHOD
Aniline	ND	160	ug/kg	SW846 8270C
Benzidine	ND	3400	ug/kg	SW846 8270C
Benzoic acid	ND	850	ug/kg	SW846 8270C
Benzyl alcohol	ND	160	ug/kg	SW846 8270C
bis(2-Chloroisopropyl) ether	ND	34	ug/kg	SW846 8270C
1,2-Dichlorobenzene	ND	34	ug/kg	SW846 8270C
1,3-Dichlorobenzene	ND	34	ug/kg	SW846 8270C
1,4-Dichlorobenzene	ND	34	ug/kg	SW846 8270C
1,4-Dioxane	ND	34	ug/kg	SW846 8270C
N-Nitrosodimethylamine	ND	34	ug/kg	SW846 8270C
Pyridine	ND	160	ug/kg	SW846 8270C
1,2,4-Trichloro-benzene	ND	34	ug/kg	SW846 8270C
1-Methylnaphthalene	ND	34	ug/kg	SW846 8270C
1,2-Diphenylhydrazine (as Azobenzene)	ND	34	ug/kg	SW846 8270C
3&4 Methylphenol total	ND	160	ug/kg	SW846 8270C
Acenaphthene	ND	34	ug/kg	SW846 8270C
Acenaphthylene	ND	34	ug/kg	SW846 8270C
Anthracene	ND	34	ug/kg	SW846 8270C
Benzo(a)anthracene	ND	34	ug/kg	SW846 8270C
Benzo(a)pyrene	ND	34	ug/kg	SW846 8270C
Benzo(b)fluoranthene	ND	34	ug/kg	SW846 8270C
Benzo(ghi)perylene	ND	34	ug/kg	SW846 8270C
Benzo(k)fluoranthene	ND	34	ug/kg	SW846 8270C
bis(2-Chloroethoxy) methane	ND	160	ug/kg	SW846 8270C
bis(2-Chloroethyl)-ether	ND	34	ug/kg	SW846 8270C
bis(2-Ethylhexyl) phthalate	ND	160	ug/kg	SW846 8270C
4-Bromophenyl phenyl ether	ND	160	ug/kg	SW846 8270C
Butyl benzyl phthalate	ND	160	ug/kg	SW846 8270C
Carbazole	ND	34	ug/kg	SW846 8270C
4-Chloroaniline	ND	160	ug/kg	SW846 8270C
4-Chloro-3-methylphenol	ND	160	ug/kg	SW846 8270C
2-Chloronaphthalene	ND	34	ug/kg	SW846 8270C
2-Chlorophenol	ND	160	ug/kg	SW846 8270C

(Continued on next page)

METHOD BLANK REPORT

GC/MS Semivolatiles

Client Lot #...: C9J020291 **Work Order #...:** LL2CM1AA **Matrix.....:** SOLID

PARAMETER	RESULT	REPORTING LIMIT	UNITS	METHOD
4-Chlorophenyl phenyl ether	ND	160	ug/kg	SW846 8270C
Chrysene	ND	34	ug/kg	SW846 8270C
Dibenz(a,h)anthracene	ND	34	ug/kg	SW846 8270C
Dibenzofuran	ND	160	ug/kg	SW846 8270C
3,3'-Dichlorobenzidine	ND	160	ug/kg	SW846 8270C
2,4-Dichlorophenol	ND	34	ug/kg	SW846 8270C
Diethyl phthalate	ND	160	ug/kg	SW846 8270C
2,4-Dimethylphenol	ND	160	ug/kg	SW846 8270C
Dimethyl phthalate	ND	160	ug/kg	SW846 8270C
Di-n-butyl phthalate	ND	160	ug/kg	SW846 8270C
4,6-Dinitro-2-methylphenol	ND	850	ug/kg	SW846 8270C
2,4-Dinitrophenol	ND	850	ug/kg	SW846 8270C
2,4-Dinitrotoluene	ND	160	ug/kg	SW846 8270C
2,6-Dinitrotoluene	ND	160	ug/kg	SW846 8270C
Di-n-octyl phthalate	ND	160	ug/kg	SW846 8270C
Fluoranthene	ND	34	ug/kg	SW846 8270C
Fluorene	ND	34	ug/kg	SW846 8270C
Hexachlorobenzene	ND	34	ug/kg	SW846 8270C
Hexachlorocyclopentadiene	ND	160	ug/kg	SW846 8270C
Hexachloroethane	ND	160	ug/kg	SW846 8270C
Indeno(1,2,3-cd)pyrene	ND	34	ug/kg	SW846 8270C
Isophorone	ND	160	ug/kg	SW846 8270C
2-Methylnaphthalene	ND	34	ug/kg	SW846 8270C
2-Methylphenol	ND	160	ug/kg	SW846 8270C
4-Methylphenol	ND	160	ug/kg	SW846 8270C
Naphthalene	ND	34	ug/kg	SW846 8270C
2-Nitroaniline	ND	850	ug/kg	SW846 8270C
3-Nitroaniline	ND	850	ug/kg	SW846 8270C
4-Nitroaniline	ND	850	ug/kg	SW846 8270C
Nitrobenzene	ND	34	ug/kg	SW846 8270C
2-Nitrophenol	ND	160	ug/kg	SW846 8270C
4-Nitrophenol	ND	850	ug/kg	SW846 8270C
N-Nitrosodi-n-propylamine	ND	34	ug/kg	SW846 8270C
N-Nitrosodiphenylamine	ND	34	ug/kg	SW846 8270C
Pentachlorophenol	ND	160	ug/kg	SW846 8270C
Phenanthrene	ND	34	ug/kg	SW846 8270C
Phenol	ND	34	ug/kg	SW846 8270C
Pyrene	ND	34	ug/kg	SW846 8270C
2,4,5-Trichlorophenol	ND	160	ug/kg	SW846 8270C
2,4,6-Trichlorophenol	ND	160	ug/kg	SW846 8270C

(Continued on next page)

METHOD BLANK REPORT

GC/MS Semivolatiles

Client Lot #...: C9J020291 **Work Order #...:** LL2CM1AA **Matrix.....:** SOLID

PARAMETER	RESULT	REPORTING LIMIT	UNITS	METHOD

SURROGATE	PERCENT RECOVERY	RECOVERY LIMITS
2,4,6-Tribromophenol	85	(35 - 124)
2-Fluorobiphenyl	72	(35 - 105)
2-Fluorophenol	84	(39 - 103)
Nitrobenzene-d5	82	(25 - 104)
Phenol-d5	80	(25 - 105)
Terphenyl-d14	79	(25 - 127)

NOTE(S):

Calculations are performed before rounding to avoid round-off errors in calculated results.

FORM 5
SEMIVOLATILE ORGANIC INSTRUMENT PERFORMANCE CHECK
DECAFLUOROTRIPHENYLPHOSPHINE (DFTPP)

Lab Name: TESTAMERICA PITTSBURGH Contract:

Lab Code: TA Case No.: SAS No.: SDG No.:

Lab File ID: F1019DF2 DFTPP Injection Date: 10/19/09

Instrument ID: 722 DFTPP Injection Time: 0159

m/e	ION ABUNDANCE CRITERIA	% RELATIVE ABUNDANCE
51	30.0 - 60.0% of mass 198	44.0
68	Less than 2.0% of mass 69	0.0 (0.0)1
69	Mass 69 relative abundance	47.0
70	Less than 2.0% of mass 69	0.0 (0.0)1
127	40.0 - 60.0% of mass 198	58.9
197	Less than 1.0% of mass 198	0.0
198	Base Peak, 100% relative abundance	100.0
199	5.0 to 9.0% of mass 198	7.1
275	10.0 - 30.0% of mass 198	26.0
365	Greater than 1.0% of mass 198	2.65
441	Present, but less than mass 443	10.3
442	40.0 - 100.0% of mass 198	62.9
443	17.0 - 23.0% of mass 442	12.6 (20.1)2

1-Value is % mass 69 2-Value is % mass 442

THIS CHECK APPLIES TO THE FOLLOWING SAMPLES, MS, MSD, BLANKS, AND STANDARDS:

	EPA SAMPLE NO.	LAB SAMPLE ID	LAB FILE ID	DATE ANALYZED	TIME ANALYZED
01	SSTD.4	SSTD.4	F10190C1	10/19/09	0234
02	SSTD2	SSTD2	F10190C2	10/19/09	0255
03	SSTD4	SSTD4	F10190C3	10/19/09	0315
04	SSTD10	SSTD10	F10190C4	10/19/09	0336
05	SSTD20	SSTD20	F10190C5	10/19/09	0357
06	SSTD40	SSTD40	F10190C6	10/19/09	0418
07	SSTD60	SSTD60	F10190C7	10/19/09	0438
08	SSTD80	SSTD80	F10190C8	10/19/09	0459
09					
10					
11					
12					
13					
14					
15					
16					
17					
18					
19					
20					
21					
22					

TestAmerica Pittsburgh

INITIAL CALIBRATION DATA

Start Cal Date : 19-OCT-2009 02:34
End Cal Date : 19-OCT-2009 04:59
Quant Method : ISTD
Origin : Included
Target Version : 4.14
Integrator : HP RTE
Method file : \\PITSVR06\D\chem\722.i\101909.b\LL.m
Last Edit : 21-Oct-2009 14:53 722.i

Calibration File Names:
Level 1: \\PITSVR06\D\chem\722.i\101909.b\F10190C1.D
Level 2: \\PITSVR06\D\chem\722.i\101909.b\F10190C2.D
Level 3: \\PITSVR06\D\chem\722.i\101909.b\F10190C3.D
Level 4: \\PITSVR06\D\chem\722.i\101909.b\F10190C4.D
Level 5: \\PITSVR06\D\chem\722.i\101909.b\F10190C5.D
Level 6: \\PITSVR06\D\chem\722.i\101909.b\F10190C6.D
Level 7: \\PITSVR06\D\chem\722.i\101909.b\F10190C7.D
Level 8: \\PITSVR06\D\chem\722.i\101909.b\F10190C8.D

Compound	0.4000000 Level 1	2.0000 Level 2	4.0000 Level 3	10.0000 Level 4	20.0000 Level 5	40.0000 Level 6	Curve	Coefficients b	m1	m2	%RSD or R^2	
	60.0000 Level 7	80.0000 Level 8										
227 Indene	2.51793	1.98446	2.09024	2.09470	1.96901	1.82734						
	1.74150	1.66648					AVRG		1.98646		13.35923	
225 n-Decane	+++++	+++++	+++++	+++++	+++++	+++++						
	+++++	+++++					AVRG		0.000e+000		0.000e+000	<-
226 n-Octadecane	+++++	+++++	+++++	+++++	+++++	+++++						
	+++++	+++++					AVRG		0.000e+000		0.000e+000	<-

(1 - 821)
461
C9J020291

TestAmerica Pittsburgh

INITIAL CALIBRATION DATA

Start Cal Date : 19-OCT-2009 02:34
End Cal Date : 19-OCT-2009 04:59
Quant Method : ISTD
Origin : Included
Target Version : 4.14
Integrator : HP RTE
Method file : \\PITSVR06\D\chem\722.i\101909.b\LL.m
Last Edit : 21-Oct-2009 14:53 722.i

Compound	0.4000000 Level 1	2.0000 Level 2	4.0000 Level 3	10.0000 Level 4	20.0000 Level 5	40.0000 Level 6	Curve	Coefficients b	m1	m2	%RSD or R^2	
	60.0000 Level 7	80.0000 Level 8										
224 Pentachloroanisole	+++++	+++++	+++++	+++++	+++++	+++++						
	+++++	+++++					AVRG		0.000e+000		0.000e+000	<-
203 3&4 Methylphenol total	+++++	+++++	+++++	+++++	+++++	+++++						
	+++++	+++++					AVRG		0.000e+000		0.000e+000	<-
198 1,4-Dioxane	0.47494	0.35761	0.40220	0.37669	0.36006	0.34613						
	0.35226	0.35870					AVRG		0.37857		11.28271	
7 N-Nitrosomorpholine	+++++	+++++	+++++	+++++	+++++	+++++						
	+++++	+++++					AVRG		0.000e+000		0.000e+000	<-
8 Ethyl methanesulfonate	+++++	+++++	+++++	+++++	+++++	+++++						
	+++++	+++++					AVRG		0.000e+000		0.000e+000	<-
9 Pyridine	0.78573	0.84997	0.91452	0.99573	0.94872	0.90900						
	0.88567	0.89055					AVRG		0.89748		7.00092	
199 Thionazin	+++++	+++++	+++++	+++++	+++++	+++++						
	+++++	+++++					AVRG		0.000e+000		0.000e+000	<-

TestAmerica Pittsburgh

INITIAL CALIBRATION DATA

Start Cal Date : 19-OCT-2009 02:34
End Cal Date : 19-OCT-2009 04:59
Quant Method : ISTD
Origin : Included
Target Version : 4.14
Integrator : HP RTE
Method file : \\PITSVR06\D\chem\722.i\101909.b\LL.m
Last Edit : 21-Oct-2009 14:53 722.i

Compound	0.4000000 Level 1	2.0000 Level 2	4.0000 Level 3	10.0000 Level 4	20.0000 Level 5	40.0000 Level 6	Curve	Coefficients b	m1	m2	%RSD or R^2	
	60.0000 Level 7	80.0000 Level 8										
200 Sulfotepp	+++++	+++++	+++++	+++++	+++++	+++++						
	+++++	+++++					AVRG		0.000e+000		0.000e+000	<-
10 N-Nitrosodimethylamine	0.61463	0.47198	0.49811	0.51029	0.49090	0.46589						
	0.47094	0.48081					AVRG		0.50044		9.69895	
11 Ethyl methacrylate	+++++	+++++	+++++	+++++	+++++	+++++						
	+++++	+++++					AVRG		0.000e+000		0.000e+000	<-
12 3-Chloropropionitrile	+++++	+++++	+++++	+++++	+++++	+++++						
	+++++	+++++					AVRG		0.000e+000		0.000e+000	<-
13 Malononitrile	+++++	+++++	+++++	+++++	+++++	+++++						
	+++++	+++++					AVRG		0.000e+000		0.000e+000	<-
14 2-Picoline	+++++	+++++	+++++	+++++	+++++	+++++						
	+++++	+++++					AVRG		0.000e+000		0.000e+000	<-
15 N-Nitrosomethylethylamine	+++++	+++++	+++++	+++++	+++++	+++++						
	+++++	+++++					AVRG		0.000e+000		0.000e+000	<-

(1 - 821)

463

C9J020291

TestAmerica Pittsburgh

INITIAL CALIBRATION DATA

Start Cal Date : 19-OCT-2009 02:34
End Cal Date : 19-OCT-2009 04:59
Quant Method : ISTD
Origin : Included
Target Version : 4.14
Integrator : HP RTE
Method file : \\PITSVR06\D\chem\722.i\101909.b\LL.m
Last Edit : 21-Oct-2009 14:53 722.i

Compound	0.4000000 Level 1	2.0000 Level 2	4.0000 Level 3	10.0000 Level 4	20.0000 Level 5	40.0000 Level 6	Curve	Coefficients b	m1	m2	%RSD or R^2	
	60.0000 Level 7	80.0000 Level 8										
16 Methyl methanesulfonate	5809	21607	45847	100307	215510	399535						
	532942	701059					QUAD	-0.03227	1.96433	0.05378	0.99989	
18 1,3-Dichloro-2-propanol	+++++	+++++	+++++	+++++	+++++	+++++						
	+++++	+++++					AVRG		0.000e+000		0.000e+000	<-
19 N-Nitrosodiethylamine	+++++	+++++	+++++	+++++	+++++	+++++						
	+++++	+++++					AVRG		0.000e+000		0.000e+000	<-
220 Benzaldehyde	5305	19718	58131	166166	336557	599210						
	733806	854036					QUAD	0.18083	0.70685	0.18416	0.99773	
21 Aniline	1.95835	1.65508	1.68578	1.84587	1.69939	1.52191						
	1.41782	1.32673					AVRG		1.63887		12.86178	
22 Phenol	17360	66386	153500	312904	664719	1182293						
	1562872	2022925					QUAD	-0.04597	0.62881	0.01051	0.99986	
23 bis(2-Chloroethyl)ether	1.37344	1.14572	1.22174	1.21618	1.12180	1.04730						
	1.02222	1.00578					AVRG		1.14427		10.83886	

TestAmerica Pittsburgh

INITIAL CALIBRATION DATA

Start Cal Date : 19-OCT-2009 02:34
End Cal Date : 19-OCT-2009 04:59
Quant Method : ISTD
Origin : Included
Target Version : 4.14
Integrator : HP RTE
Method file : \\PITSVR06\D\chem\722.i\101909.b\LL.m
Last Edit : 21-Oct-2009 14:53 722.i

Compound	0.4000000 Level 1 / 60.0000 Level 7	2.0000 Level 2 / 80.0000 Level 8	4.0000 Level 3	10.0000 Level 4	20.0000 Level 5	40.0000 Level 6	Curve	Coefficients b	Coefficients m1	Coefficients m2	%RSD or R^2	
24 2-Chlorophenol	1.83974	1.40930	1.48211	1.46453	1.37731	1.27966						
	1.23379	1.18763					AVRG		1.40926		14.47791	
25 Pentachloroethane	+++++	+++++	+++++	+++++	+++++	+++++						
	+++++	+++++					AVRG		0.000e+000		0.000e+000	<-
26 1,3-Dichlorobenzene	2.03775	1.69711	1.74314	1.71959	1.64940	1.50531						
	1.44006	1.37675					AVRG		1.64614		12.69394	
27 1,4-Dichlorobenzene	2.13615	1.67433	1.76851	1.76539	1.65414	1.51965						
	1.46448	1.38561					AVRG		1.67103		13.98122	
28 1,2-Dichlorobenzene	16722	66057	151617	315872	666451	1162271						
	1503232	1871655					QUAD	0.00332	0.55710	0.02168	0.99997	
29 Benzyl Alcohol	9331	26455	68792	151394	335639	614925						
	819230	1048405					QUAD	0.01966	1.19077	0.04013	0.99997	
30 2-Methylphenol	13953	48724	114116	240214	512122	929417						
	1236635	1617460					QUAD	-0.04036	0.82683	0.01256	0.99986	

TestAmerica Pittsburgh

INITIAL CALIBRATION DATA

Start Cal Date : 19-OCT-2009 02:34
End Cal Date : 19-OCT-2009 04:59
Quant Method : ISTD
Origin : Included
Target Version : 4.14
Integrator : HP RTE
Method file : \\PITSVR06\D\chem\722.i\101909.b\LL.m
Last Edit : 21-Oct-2009 14:53 722.i

Compound	0.4000000 Level 1	2.0000 Level 2	4.0000 Level 3	10.0000 Level 4	20.0000 Level 5	40.0000 Level 6	Curve	Coefficients b	m1	m2	%RSD or R^2	
	60.0000 Level 7	80.0000 Level 8										
31 2,2'-oxybis(1-Chloropropane)	1.86738	1.48538	1.54404	1.51418	1.42490	1.30131						
	1.25079	1.19397					AVRG		1.44775		14.68399	
32 N-Nitroso-di-n-propylamine	9301	32253	77672	163350	349250	604989						
	801115	1071510					QUAD	-0.08084	1.29469	0.02392	0.99914	
M 195 Cresols, total	+++++	+++++	+++++	+++++	+++++	+++++						
	+++++	+++++					AVRG		0.000e+000		0.000e+000	<-
192 4-Methylphenol	14343	52778	123377	252385	552435	951087						
	1252599	1616685					QUAD	-0.04051	0.75994	0.01908	0.99974	
193 3-Methylphenol	+++++	+++++	+++++	+++++	+++++	+++++						
	+++++	+++++					AVRG		0.000e+000		0.000e+000	<-
34 Hexachloroethane	0.72532	0.61462	0.66494	0.66793	0.63611	0.59636						
	0.58160	0.57843					AVRG		0.63316		8.02522	
35 Nitrobenzene	20240	58720	129524	266343	560043	1003177						
	1335921	1739021					QUAD	-0.03941	3.09743	0.18510	0.99996	

TestAmerica Pittsburgh

INITIAL CALIBRATION DATA

Start Cal Date : 19-OCT-2009 02:34
End Cal Date : 19-OCT-2009 04:59
Quant Method : ISTD
Origin : Included
Target Version : 4.14
Integrator : HP RTE
Method file : \\PITSVR06\D\chem\722.i\101909.b\LL.m
Last Edit : 21-Oct-2009 14:53 722.i

Compound	0.4000000 Level 1	2.0000 Level 2	4.0000 Level 3	10.0000 Level 4	20.0000 Level 5	40.0000 Level 6	Curve	Coefficients b	m1	m2	%RSD or R^2	
	60.0000 Level 7	80.0000 Level 8										
36 N-Nitrosopyrrolidine	0.74810	0.54976	0.60500	0.63658	0.62942	0.61301						
	0.60601	0.60557					AVRG		0.62418		9.03137	
37 Acetophenone	+++++	2.06962	2.05806	1.95445	1.80733	1.66593						
	1.57682	1.52981					AVRG		1.80886		12.43237	
39 o-Toluidine	+++++	+++++	+++++	+++++	+++++	+++++						
	+++++	+++++					AVRG		0.000e+000		0.000e+000	<-
40 N-Nitrosopiperidine	+++++	+++++	+++++	+++++	+++++	+++++						
	+++++	+++++					AVRG		0.000e+000		0.000e+000	<-
41 Isophorone	0.65710	0.51024	0.53202	0.54458	0.52420	0.49392						
	0.48269	0.46807					AVRG		0.52660		11.13727	
42 2-Nitrophenol	0.20304	0.17584	0.19684	0.20609	0.20939	0.20443						
	0.20064	0.20063					AVRG		0.19961		5.17754	
43 2,4-Dimethylphenol	0.38823	0.29744	0.34159	0.33087	0.32596	0.31075						
	0.30207	0.29291					AVRG		0.32373		9.63750	

TestAmerica Pittsburgh

INITIAL CALIBRATION DATA

Start Cal Date : 19-OCT-2009 02:34
End Cal Date : 19-OCT-2009 04:59
Quant Method : ISTD
Origin : Included
Target Version : 4.14
Integrator : HP RTE
Method file : \\PITSVR06\D\chem\722.i\101909.b\LL.m
Last Edit : 21-Oct-2009 14:53 722.i

Compound	0.4000000 Level 1	2.0000 Level 2	4.0000 Level 3	10.0000 Level 4	20.0000 Level 5	40.0000 Level 6	Curve	Coefficients b	m1	m2	%RSD or R^2	
	60.0000 Level 7	80.0000 Level 8										
44 bis(2-Chloroethoxy)methane	17938	59626	144744	294732	632821	1128687						
	1516844	1980748					QUAD	-0.02438	2.76437	0.12705	0.99992	
45 O,O,O-Triethyl phosphorothioa	+++++	+++++	+++++	+++++	+++++	+++++						
	+++++	+++++					AVRG		0.000e+000		0.000e+000	<-
46 2,4-Toluenediamene	+++++	+++++	+++++	+++++	+++++	+++++						
	+++++	+++++					AVRG		0.000e+000		0.000e+000	<-
47 1,3,5-Trichlorobenzene	+++++	+++++	+++++	+++++	+++++	+++++						
	+++++	+++++					AVRG		0.000e+000		0.000e+000	<-
48 2,4-Dichlorophenol	0.38581	0.29324	0.30853	0.30860	0.30086	0.28536						
	0.27880	0.27187					AVRG		0.30413		11.70723	
49 Benzoic Acid	+++++	+++++	135564	219208	314077	491107						
	757646	1168429					QUAD	0.07457	7.89717	-1.39850	0.99498	
50 1,2,4-Trichlorobenzene	0.41437	0.34775	0.35083	0.35002	0.33926	0.31358						
	0.30707	0.29475					AVRG		0.33970		10.92280	

(1 - 821)

468

C9J020291

TestAmerica Pittsburgh

INITIAL CALIBRATION DATA

Start Cal Date : 19-OCT-2009 02:34
End Cal Date : 19-OCT-2009 04:59
Quant Method : ISTD
Origin : Included
Target Version : 4.14
Integrator : HP RTE
Method file : \\PITSVR06\D\chem\722.i\101909.b\LL.m
Last Edit : 21-Oct-2009 14:53 722.i

Compound	0.4000000 Level 1	2.0000 Level 2	4.0000 Level 3	10.0000 Level 4	20.0000 Level 5	40.0000 Level 6	Curve	Coefficients b	m1	m2	%RSD or R^2	
	60.0000 Level 7	80.0000 Level 8										
51 Naphthalene	52400	186144	434878	884384	1788353	2938727						
	3686396	4478700					QUAD	0.03284	0.74695	0.08872	0.99971	
52 4-Chloroaniline	0.48510	0.40857	0.43399	0.44485	0.42909	0.39441						
	0.37650	0.35141					AVRG		0.41549		10.11087	
221 Caprolactam	0.10428	0.08357	0.09561	0.10280	0.10350	0.10139						
	0.09060	0.09115					AVRG		0.09661		7.86611	
53 a,a-Dimethyl-phenethylamine	+++++	+++++	+++++	+++++	+++++	+++++						
	+++++	+++++					AVRG		0.000e+000		0.000e+000	<-
54 2,6-Dichlorophenol	0.37224	0.28395	0.29092	0.29661	0.28271	0.26914						
	0.26289	0.25424					AVRG		0.28909		12.63532	
55 Hexachloropropene	+++++	+++++	+++++	+++++	+++++	+++++						
	+++++	+++++					AVRG		0.000e+000		0.000e+000	<-
56 Hexachlorobutadiene	0.20161	0.18227	0.18152	0.18265	0.17800	0.17020						
	0.17218	0.16763					AVRG		0.17951		5.93272	

TestAmerica Pittsburgh

INITIAL CALIBRATION DATA

Start Cal Date : 19-OCT-2009 02:34
End Cal Date : 19-OCT-2009 04:59
Quant Method : ISTD
Origin : Included
Target Version : 4.14
Integrator : HP RTE
Method file : \\PITSVR06\D\chem\722.i\101909.b\LL.m
Last Edit : 21-Oct-2009 14:53 722.i

Compound	0.4000000 Level 1	2.0000 Level 2	4.0000 Level 3	10.0000 Level 4	20.0000 Level 5	40.0000 Level 6	Curve	Coefficients b	Coefficients m1	Coefficients m2	%RSD or R^2	
	60.0000 Level 7	80.0000 Level 8										
57 1,2,3-Trichlorobenzene	+++++	+++++	+++++	+++++	+++++	+++++						
	+++++	+++++					AVRG		0.000e+000		0.000e+000	<-
58 N-Nitrosodi-n-butylamine	+++++	+++++	+++++	+++++	+++++	+++++						
	+++++	+++++					AVRG		0.000e+000		0.000e+000	<-
59 4-Chloro-3-Methylphenol	0.37067	0.28674	0.29917	0.30330	0.29672	0.27999						
	0.28162	0.27584					AVRG		0.29926		10.19102	
60 p-Phenylene diamine	+++++	+++++	+++++	+++++	+++++	+++++						
	+++++	+++++					AVRG		0.000e+000		0.000e+000	<-
61 Safrole	+++++	+++++	+++++	+++++	+++++	+++++						
	+++++	+++++					AVRG		0.000e+000		0.000e+000	<-
62 2-Methylnaphthalene	33318	127348	303174	617172	1292036	2214078						
	2900934	3655017					QUAD	-0.00551	1.24541	0.07918	0.99985	
64 Hexachlorocyclopentadiene	0.24345	0.20865	0.23575	0.27709	0.28595	0.28535						
	0.28225	0.28253					AVRG		0.26262		11.19815	

TestAmerica Pittsburgh

INITIAL CALIBRATION DATA

Start Cal Date : 19-OCT-2009 02:34
End Cal Date : 19-OCT-2009 04:59
Quant Method : ISTD
Origin : Included
Target Version : 4.14
Integrator : HP RTE
Method file : \\PITSVR06\D\chem\722.i\101909.b\LL.m
Last Edit : 21-Oct-2009 14:53 722.i

Compound	0.4000000 Level 1	2.0000 Level 2	4.0000 Level 3	10.0000 Level 4	20.0000 Level 5	40.0000 Level 6	Curve	Coefficients b	m1	m2	%RSD or R^2	
	60.0000 Level 7	80.0000 Level 8										
65 1,2,4,5-Tetrachlorobenzene	0.65542	0.50931	0.52165	0.52449	0.50690	0.46105						
	0.44318	0.43304					AVRG		0.50688		13.79123	
66 2,4,6-Trichlorophenol	0.40529	0.33252	0.33749	0.34858	0.34799	0.34634						
	0.33312	0.35146					AVRG		0.35035		6.67177	
67 2,4,5-Trichlorophenol	0.45649	0.32892	0.35271	0.36081	0.35217	0.33578						
	0.33453	0.33115					AVRG		0.35657		11.78687	
68 1,2,3,5-Tetrachlorobenzene	+++++	+++++	+++++	+++++	+++++	+++++						
	+++++	+++++					AVRG		0.000e+000		0.000e+000	<-
222 1,1'-Biphenyl	+++++	161182	385306	777832	1566755	2633946						
	3406602	4177351					QUAD	-0.01868	0.60819	0.03126	0.99989	
69 1,4-Dinitrobenzene	+++++	+++++	+++++	+++++	+++++	+++++						
	+++++	+++++					AVRG		0.000e+000		0.000e+000	<-
70 2-Chloronaphthalene	30898	119527	285744	571965	1189445	2066606						
	2709410	3446058					QUAD	-0.04385	0.89226	0.02919	0.99973	

TestAmerica Pittsburgh

INITIAL CALIBRATION DATA

Start Cal Date : 19-OCT-2009 02:34
End Cal Date : 19-OCT-2009 04:59
Quant Method : ISTD
Origin : Included
Target Version : 4.14
Integrator : HP RTE
Method file : \\PITSVR06\D\chem\722.i\101909.b\LL.m
Last Edit : 21-Oct-2009 14:53 722.i

Compound	0.4000000 Level 1	2.0000 Level 2	4.0000 Level 3	10.0000 Level 4	20.0000 Level 5	40.0000 Level 6	60.0000 Level 7	80.0000 Level 8	Curve	Coefficients b	Coefficients m1	Coefficients m2	%RSD or R^2	
219 1-Chloronaphthalene	+++++	+++++	+++++	+++++	+++++	+++++	+++++	+++++	AVRG		0.000e+000		0.000e+000	<-
71 Isosafrole 1	+++++	+++++	+++++	+++++	+++++	+++++	+++++	+++++	AVRG		0.000e+000		0.000e+000	<-
M 188 Isosafrole, total	+++++	+++++	+++++	+++++	+++++	+++++	+++++	+++++	AVRG		0.000e+000		0.000e+000	<-
72 Isosafrole 2	+++++	+++++	+++++	+++++	+++++	+++++	+++++	+++++	AVRG		0.000e+000		0.000e+000	<-
73 2-Nitroaniline	0.30994	0.23584	0.27246	0.28151	0.27858	0.27352	0.26671	0.27094	AVRG		0.27369		7.42345	
74 1,2,3,4-Tetrachlorobenzene	+++++	+++++	+++++	+++++	+++++	+++++	+++++	+++++	AVRG		0.000e+000		0.000e+000	<-
75 1,4-Naphthoquinone	+++++	+++++	+++++	+++++	+++++	+++++	+++++	+++++	AVRG		0.000e+000		0.000e+000	<-

TestAmerica Pittsburgh

INITIAL CALIBRATION DATA

Start Cal Date : 19-OCT-2009 02:34
End Cal Date : 19-OCT-2009 04:59
Quant Method : ISTD
Origin : Included
Target Version : 4.14
Integrator : HP RTE
Method file : \\PITSVR06\D\chem\722.i\101909.b\LL.m
Last Edit : 21-Oct-2009 14:53 722.i

Compound	0.4000000 Level 1	2.0000 Level 2	4.0000 Level 3	10.0000 Level 4	20.0000 Level 5	40.0000 Level 6	Curve	Coefficients b	Coefficients m1	Coefficients m2	%RSD or R^2	
	60.0000 Level 7	80.0000 Level 8										
76 Dimethylphthalate	1.46962	1.14838	1.20304	1.21262	1.14754	1.07427						
	1.03389	0.98897					AVRG		1.15979		12.75882	
77 m-Dinitrobenzene	+++++	+++++	+++++	+++++	+++++	+++++						
	+++++	+++++					AVRG		0.000e+000		0.000e+000	<-
78 2,6-Dinitrotoluene	0.26255	0.21852	0.26332	0.28344	0.29053	0.28842						
	0.28540	0.29127					AVRG		0.27293		9.09450	
79 Acenaphthylene	44574	177762	435386	900221	1840366	3118689						
	4039420	4939892					QUAD	0.00569	0.51015	0.02245	0.99993	
80 1,2-Dinitrobenzene	+++++	+++++	+++++	+++++	+++++	+++++						
	+++++	+++++					AVRG		0.000e+000		0.000e+000	<-
81 3-Nitroaniline	0.31728	0.26876	0.31435	0.33883	0.32525	0.32388						
	0.32212	0.33200					AVRG		0.31781		6.69839	
82 Acenaphthene	33034	122061	295565	597460	1217699	2130396						
	2776824	3508907					QUAD	-0.03722	0.84871	0.03105	0.99980	

TestAmerica Pittsburgh

INITIAL CALIBRATION DATA

Start Cal Date : 19-OCT-2009 02:34
End Cal Date : 19-OCT-2009 04:59
Quant Method : ISTD
Origin : Included
Target Version : 4.14
Integrator : HP RTE
Method file : \\PITSVR06\D\chem\722.i\101909.b\LL.m
Last Edit : 21-Oct-2009 14:53 722.i

Compound	0.4000000 Level 1 / 60.0000 Level 7	2.0000 Level 2 / 80.0000 Level 8	4.0000 Level 3	10.0000 Level 4	20.0000 Level 5	40.0000 Level 6	Curve	Coefficients b	Coefficients m1	Coefficients m2	%RSD or R^2	
83 2,4-Dinitrophenol	+++++	+++++	43214	94348	182572	275265						
	419779	638559					QUAD	0.64364	7.75442	-1.23400	0.99921	
84 Pentachlorobenzene	+++++	+++++	+++++	+++++	+++++	+++++						
	+++++	+++++					AVRG		0.000e+000		0.000e+000	<-
85 4-Nitrophenol	+++++	+++++	0.13571	0.14810	0.14623	0.15073						
	0.15155	0.15336					AVRG		0.14761		4.30775	
86 Dibenzofuran	48703	171691	408461	822745	1698060	2919422						
	3767335	4711374					QUAD	-0.02516	0.58907	0.02068	0.99985	
87 2,4-Dinitrotoluene	0.37027	0.31676	0.37302	0.39638	0.38303	0.37523						
	0.36767	0.36334					AVRG		0.36821		6.29542	
88 2,3,4,6-Tetrachlorophenol	0.37715	0.29381	0.32125	0.33012	0.32897	0.31159						
	0.30212	0.30877					AVRG		0.32172		7.99275	
89 1-Naphthylamine	+++++	+++++	+++++	+++++	+++++	+++++						
	+++++	+++++					AVRG		0.000e+000		0.000e+000	<-

TestAmerica Pittsburgh

INITIAL CALIBRATION DATA

Start Cal Date : 19-OCT-2009 02:34
End Cal Date : 19-OCT-2009 04:59
Quant Method : ISTD
Origin : Included
Target Version : 4.14
Integrator : HP RTE
Method file : \\PITSVR06\D\chem\722.i\101909.b\LL.m
Last Edit : 21-Oct-2009 14:53 722.i

Compound	0.4000000 Level 1	2.0000 Level 2	4.0000 Level 3	10.0000 Level 4	20.0000 Level 5	40.0000 Level 6	Curve	Coefficients b	m1	m2	%RSD or R^2	
	60.0000 Level 7	80.0000 Level 8										
90 Zinophos	+++++	+++++	+++++	+++++	+++++	+++++						
	+++++	+++++					AVRG		0.000e+000		0.000e+000	<-
91 2,3,5,6-Tetrachlorophenol	0.35310	0.27398	0.31449	0.31242	0.30613	0.31404						
	0.33811	0.34291					AVRG		0.31940		7.83036	
92 2-Naphthylamine	12104	87508	136085	315290	589532	852782						
	+++++	+++++					QUAD	0.10355	0.69968	0.86312	0.99795	
93 Diethylphthalate	36569	120026	300816	608756	1273700	2279461						
	3016565	3897468					QUAD	-0.04507	0.85668	0.01603	0.99971	
94 Fluorene	38952	135053	332695	664824	1353506	2353475						
	3077277	3879447					QUAD	-0.04130	0.76491	0.02568	0.99981	
95 4-Chlorophenyl-phenylether	0.72723	0.58697	0.62305	0.61876	0.58131	0.56132						
	0.53854	0.53948					AVRG		0.59708		10.29644	
96 4-Nitroaniline	0.34853	0.29316	0.32947	0.34016	0.31824	0.31480						
	0.30092	0.32803					AVRG		0.32166		5.83677	

TestAmerica Pittsburgh

INITIAL CALIBRATION DATA

Start Cal Date : 19-OCT-2009 02:34
End Cal Date : 19-OCT-2009 04:59
Quant Method : ISTD
Origin : Included
Target Version : 4.14
Integrator : HP RTE
Method file : \\PITSVR06\D\chem\722.i\101909.b\LL.m
Last Edit : 21-Oct-2009 14:53 722.i

Compound	0.4000000 Level 1	2.0000 Level 2	4.0000 Level 3	10.0000 Level 4	20.0000 Level 5	40.0000 Level 6	Curve	Coefficients b	m1	m2	%RSD or R^2	
	60.0000 Level 7	80.0000 Level 8										
97 5-Nitro-o-toluidine	+++++	+++++	+++++	+++++	+++++	+++++						
	+++++	+++++					AVRG		0.000e+000		0.000e+000	<-
98 4,6-Dinitro-2-methylphenol	+++++	+++++	0.09112	0.10944	0.11831	0.11597						
	0.12263	0.13748					AVRG		0.11582		13.22258	
99 N-Nitrosodiphenylamine	0.65516	0.54137	0.55722	0.57718	0.53705	0.49564						
	0.49268	0.48551					AVRG		0.54273		10.34526	
100 1,2-Diphenylhydrazine	0.86606	0.69548	0.74527	0.75360	0.69386	0.62142						
	0.58748	0.57304					AVRG		0.69203		14.13754	
101 Diphenylamine	+++++	+++++	+++++	+++++	+++++	+++++						
	+++++	+++++					AVRG		0.000e+000		0.000e+000	<-
202 N-Nitroso&Diphenylamine	+++++	+++++	+++++	+++++	+++++	+++++						
	+++++	+++++					AVRG		0.000e+000		0.000e+000	<-
102 Tetraethyl dithiopyrophosphat	+++++	+++++	+++++	+++++	+++++	+++++						
	+++++	+++++					AVRG		0.000e+000		0.000e+000	<-

TestAmerica Pittsburgh

INITIAL CALIBRATION DATA

Start Cal Date : 19-OCT-2009 02:34
End Cal Date : 19-OCT-2009 04:59
Quant Method : ISTD
Origin : Included
Target Version : 4.14
Integrator : HP RTE
Method file : \\PITSVR06\D\chem\722.i\101909.b\LL.m
Last Edit : 21-Oct-2009 14:53 722.i

Compound	0.4000000 Level 1	2.0000 Level 2	4.0000 Level 3	10.0000 Level 4	20.0000 Level 5	40.0000 Level 6	60.0000 Level 7	80.0000 Level 8	Curve	Coefficients b	Coefficients m1	Coefficients m2	%RSD or R^2	
103 Diallate 1	+++++	+++++	+++++	+++++	+++++	+++++	+++++	+++++	AVRG		0.000e+000		0.000e+000	<-
M 189 Diallate, total	+++++	+++++	+++++	+++++	+++++	+++++	+++++	+++++	AVRG		0.000e+000		0.000e+000	<-
104 Phorate	+++++	+++++	+++++	+++++	+++++	+++++	+++++	+++++	AVRG		0.000e+000		0.000e+000	<-
105 1,3,5-Trinitrobenzene	+++++	+++++	+++++	+++++	+++++	+++++	+++++	+++++	AVRG		0.000e+000		0.000e+000	<-
106 4-Bromophenyl-phenylether	0.23829	0.19075	0.20431	0.20524	0.20650	0.19510	0.19427	0.19915	AVRG		0.20420		7.30150	
107 Hexachlorobenzene	0.25607	0.19732	0.20592	0.21263	0.20605	0.19595	0.19810	0.20325	AVRG		0.20941		9.38638	
108 Phenacetin	+++++	+++++	+++++	+++++	+++++	+++++	+++++	+++++	AVRG		0.000e+000		0.000e+000	<-

TestAmerica Pittsburgh

INITIAL CALIBRATION DATA

Start Cal Date : 19-OCT-2009 02:34
End Cal Date : 19-OCT-2009 04:59
Quant Method : ISTD
Origin : Included
Target Version : 4.14
Integrator : HP RTE
Method file : \\PITSVR06\D\chem\722.i\101909.b\LL.m
Last Edit : 21-Oct-2009 14:53 722.i

Compound	0.4000000 Level 1	2.0000 Level 2	4.0000 Level 3	10.0000 Level 4	20.0000 Level 5	40.0000 Level 6	Curve	Coefficients b	m1	m2	%RSD or R^2	
	60.0000 Level 7	80.0000 Level 8										
223 Atrazine	7178	26849	54283	158395	337553	612531						
	703445	+++++					QUAD	0.15453	3.18395	3.10500	0.99658	
109 Diallate 2	+++++	+++++	+++++	+++++	+++++	+++++						
	+++++	+++++					AVRG		0.000e+000		0.000e+000	<-
110 Dimethoate	+++++	+++++	+++++	+++++	+++++	+++++						
	+++++	+++++					AVRG		0.000e+000		0.000e+000	<-
111 Pentachlorophenol	37089	47659	141533	225920	385866	508962						
	732210	993326					QUAD	-0.09411	7.42220	-0.62689	0.99985	
112 Pentachloronitrobenzene	+++++	+++++	+++++	+++++	+++++	+++++						
	+++++	+++++					AVRG		0.000e+000		0.000e+000	<-
113 4-Aminobiphenyl	+++++	+++++	+++++	+++++	+++++	+++++						
	+++++	+++++					AVRG		0.000e+000		0.000e+000	<-
114 Pronamide	+++++	+++++	+++++	+++++	+++++	+++++						
	+++++	+++++					AVRG		0.000e+000		0.000e+000	<-

TestAmerica Pittsburgh

INITIAL CALIBRATION DATA

Start Cal Date : 19-OCT-2009 02:34
End Cal Date : 19-OCT-2009 04:59
Quant Method : ISTD
Origin : Included
Target Version : 4.14
Integrator : HP RTE
Method file : \\PITSVR06\D\chem\722.i\101909.b\LL.m
Last Edit : 21-Oct-2009 14:53 722.i

Compound	0.4000000 Level 1	2.0000 Level 2	4.0000 Level 3	10.0000 Level 4	20.0000 Level 5	40.0000 Level 6	Curve	Coefficients b	m1	m2	%RSD or R^2	
	60.0000 Level 7	80.0000 Level 8										
115 Phenanthrene	60451	183439	450173	899270	1841380	3251086						
	4228920	5360950					QUAD	-0.06596	0.93732	0.03088	0.99966	
116 Anthracene	46669	176464	449850	933816	1881587	3215927						
	4078243	4956655					QUAD	0.00240	0.78184	0.06391	0.99986	
117 Dinoseb	+++++	+++++	+++++	+++++	+++++	+++++						
	+++++	+++++					AVRG		0.000e+000		0.000e+000	<-
118 Disulfoton	+++++	+++++	+++++	+++++	+++++	+++++						
	+++++	+++++					AVRG		0.000e+000		0.000e+000	<-
119 Carbazole	44074	171299	423576	876392	1766470	3065105						
	3805214	4727092					QUAD	-0.01445	0.85999	0.06624	0.99972	
120 Di-n-Butylphthalate	52333	179485	470798	1004212	2105620	3558346						
	4533436	5391817					QUAD	0.04741	0.65335	0.06017	0.99963	
121 4-Nitroquinoline 1-oxide	+++++	+++++	+++++	+++++	+++++	+++++						
	+++++	+++++					AVRG		0.000e+000		0.000e+000	<-

TestAmerica Pittsburgh

INITIAL CALIBRATION DATA

Start Cal Date : 19-OCT-2009 02:34
End Cal Date : 19-OCT-2009 04:59
Quant Method : ISTD
Origin : Included
Target Version : 4.14
Integrator : HP RTE
Method file : \\PITSVR06\D\chem\722.i\101909.b\LL.m
Last Edit : 21-Oct-2009 14:53 722.i

Compound	0.4000000 Level 1	2.0000 Level 2	4.0000 Level 3	10.0000 Level 4	20.0000 Level 5	40.0000 Level 6	Curve	Coefficients b	m1	m2	%RSD or R^2	
	60.0000 Level 7	80.0000 Level 8										
122 Methapyrilene	+++++	+++++	+++++	+++++	+++++	+++++						
	+++++	+++++					AVRG		0.000e+000		0.000e+000	<-
123 Fluoranthene	44548	167260	430484	893291	1885640	3346202						
	4159680	5138209					QUAD	0.02301	0.78692	0.05553	0.99990	
124 Benzidine	+++++	+++++	+++++	0.54091	0.51761	0.46345						
	0.41402	0.38797					AVRG		0.46479		14.05261	
125 Pyrene	44592	172849	438127	923946	1938896	3326139						
	4269085	5276976					QUAD	0.02613	0.57123	0.04142	0.99996	
126 Aramite 1	+++++	+++++	+++++	+++++	+++++	+++++						
	+++++	+++++					AVRG		0.000e+000		0.000e+000	<-
M 191 Aramite, total	+++++	+++++	+++++	+++++	+++++	+++++						
	+++++	+++++					AVRG		0.000e+000		0.000e+000	<-
127 Aramite 2	+++++	+++++	+++++	+++++	+++++	+++++						
	+++++	+++++					AVRG		0.000e+000		0.000e+000	<-

TestAmerica Pittsburgh

INITIAL CALIBRATION DATA

Start Cal Date : 19-OCT-2009 02:34
End Cal Date : 19-OCT-2009 04:59
Quant Method : ISTD
Origin : Included
Target Version : 4.14
Integrator : HP RTE
Method file : \\PITSVR06\D\chem\722.i\101909.b\LL.m
Last Edit : 21-Oct-2009 14:53 722.i

Compound	0.4000000 Level 1	2.0000 Level 2	4.0000 Level 3	10.0000 Level 4	20.0000 Level 5	40.0000 Level 6	Curve	Coefficients b	m1	m2	%RSD or R^2	
	60.0000 Level 7	80.0000 Level 8										
128 p-Dimethylamino azobenzene	+++++	+++++	+++++	+++++	+++++	+++++						
	+++++	+++++					AVRG		0.000e+000		0.000e+000	<-
129 p-Chlorobenzilate	+++++	+++++	+++++	+++++	+++++	+++++						
	+++++	+++++					AVRG		0.000e+000		0.000e+000	<-
130 Famphur	+++++	+++++	+++++	+++++	+++++	+++++						
	+++++	+++++					AVRG		0.000e+000		0.000e+000	<-
131 Butylbenzylphthalate	0.78810	0.60739	0.67836	0.70243	0.70375	0.67504						
	0.65105	0.64097					AVRG		0.68089		7.93001	
132 3,3'-Dimethylbenzidine	+++++	+++++	+++++	+++++	+++++	+++++						
	+++++	+++++					AVRG		0.000e+000		0.000e+000	<-
133 3,3'-Dimethoxybenzidine	+++++	+++++	+++++	+++++	+++++	+++++						
	+++++	+++++					AVRG		0.000e+000		0.000e+000	<-
134 2-Acetylaminofluorene	+++++	+++++	+++++	+++++	+++++	+++++						
	+++++	+++++					AVRG		0.000e+000		0.000e+000	<-

TestAmerica Pittsburgh

INITIAL CALIBRATION DATA

Start Cal Date : 19-OCT-2009 02:34
End Cal Date : 19-OCT-2009 04:59
Quant Method : ISTD
Origin : Included
Target Version : 4.14
Integrator : HP RTE
Method file : \\PITSVR06\D\chem\722.i\101909.b\LL.m
Last Edit : 21-Oct-2009 14:53 722.i

Compound	0.4000000 Level 1	2.0000 Level 2	4.0000 Level 3	10.0000 Level 4	20.0000 Level 5	40.0000 Level 6	Curve	Coefficients b	Coefficients m1	Coefficients m2	%RSD or R^2	
	60.0000 Level 7	80.0000 Level 8										
135 3,3'-Dichlorobenzidine	0.34363	0.32098	0.37316	0.42572	0.42412	0.43409						
	0.44442	0.44795					AVRG		0.40176		12.19218	
136 Benzo(a)Anthracene	1.49649	1.14282	1.22194	1.22576	1.18956	1.11414						
	1.05830	1.04821					AVRG		1.18715		11.98048	
137 Chrysene	1.47680	1.17325	1.27711	1.28092	1.19850	1.09172						
	1.05348	0.95592					AVRG		1.18846		13.55011	
138 4,4'-Methylene bis(o-chloroan	+++++	+++++	+++++	+++++	+++++	+++++						
	+++++	+++++					AVRG		0.000e+000		0.000e+000	<-
139 bis(2-ethylhexyl)Phthalate	29769	89173	249029	581335	1314836	2485489						
	3350845	4351817					QUAD	0.03957	0.98915	0.02531	0.99994	
140 Di-n-octylphthalate	30612	119253	340782	884465	2160850	4290927						
	5918357	7488442					QUAD	0.09910	0.50121	0.00179	0.99983	
141 Benzo(b)fluoranthene	1.59940	1.32630	1.43343	1.53037	1.51913	1.51535						
	1.60619	1.61867					AVRG		1.51860		6.51872	

TestAmerica Pittsburgh

INITIAL CALIBRATION DATA

Start Cal Date : 19-OCT-2009 02:34
End Cal Date : 19-OCT-2009 04:59
Quant Method : ISTD
Origin : Included
Target Version : 4.14
Integrator : HP RTE
Method file : \\PITSVR06\D\chem\722.i\101909.b\LL.m
Last Edit : 21-Oct-2009 14:53 722.i

Compound	0.4000000 Level 1 / 60.0000 Level 7	2.0000 Level 2 / 80.0000 Level 8	4.0000 Level 3	10.0000 Level 4	20.0000 Level 5	40.0000 Level 6	Curve	Coefficients b	Coefficients m1	Coefficients m2	%RSD or R^2	
142 Benzo(k)fluoranthene	2.00326	1.65647	1.76842	1.78973	1.69644	1.53898						
	1.42341	1.45969					AVRG		1.66705		11.51848	
143 7,12-dimethylbenz[a]anthracen	0.81042	0.67900	0.75387	0.77648	0.80162	0.81443						
	0.85676	0.92028					AVRG		0.80161		8.86014	
213 Dinocap 1(1)	+++++	+++++	+++++	+++++	+++++	+++++						
	+++++	+++++					AVRG		0.000e+000		0.000e+000	<-
(2)	+++++	+++++	+++++	+++++	+++++	+++++						
	+++++	+++++					AVRG		0.000e+000		0.000e+000	<-
214 Dinocap 2	+++++	+++++	+++++	+++++	+++++	+++++						
	+++++	+++++					AVRG		0.000e+000		0.000e+000	<-
215 Dinocap 4	+++++	+++++	+++++	+++++	+++++	+++++						
	+++++	+++++					AVRG		0.000e+000		0.000e+000	<-
M 218 Dinocap, total	+++++	+++++	+++++	+++++	+++++	+++++						
	+++++	+++++					AVRG		0.000e+000		0.000e+000	<-

TestAmerica Pittsburgh

INITIAL CALIBRATION DATA

Start Cal Date : 19-OCT-2009 02:34
End Cal Date : 19-OCT-2009 04:59
Quant Method : ISTD
Origin : Included
Target Version : 4.14
Integrator : HP RTE
Method file : \\PITSVR06\D\chem\722.i\101909.b\LL.m
Last Edit : 21-Oct-2009 14:53 722.i

Compound	0.4000000 Level 1	2.0000 Level 2	4.0000 Level 3	10.0000 Level 4	20.0000 Level 5	40.0000 Level 6	Curve	Coefficients b	m1	m2	%RSD or R^2	
	60.0000 Level 7	80.0000 Level 8										
216 Dinocap 3	+++++	+++++	+++++	+++++	+++++	+++++						
	+++++	+++++					AVRG		0.000e+000		0.000e+000	<-
144 Hexachlorophene	+++++	+++++	+++++	+++++	+++++	+++++						
	+++++	+++++					AVRG		0.000e+000		0.000e+000	<-
145 Hexachlorophene product	+++++	+++++	+++++	+++++	+++++	+++++						
	+++++	+++++					AVRG		0.000e+000		0.000e+000	<-
146 Benzo(a)pyrene	1.31609	1.10464	1.21409	1.31146	1.33877	1.29763						
	1.30730	1.32690					AVRG		1.27711		6.21017	
148 3-Methylcholanthrene	+++++	+++++	+++++	+++++	+++++	+++++						
	+++++	+++++					AVRG		0.000e+000		0.000e+000	<-
149 Indeno(1,2,3-cd)pyrene	1.34739	1.27235	1.30802	1.53276	1.54288	1.55951						
	1.65075	1.73886					AVRG		1.49406		11.25451	
150 Dibenz(a,h)anthracene	20680	87384	229022	611489	1398515	2817879						
	4126908	5707348					QUAD	0.02941	0.86434	-0.01105	0.99991	

TestAmerica Pittsburgh

INITIAL CALIBRATION DATA

Start Cal Date : 19-OCT-2009 02:34
End Cal Date : 19-OCT-2009 04:59
Quant Method : ISTD
Origin : Included
Target Version : 4.14
Integrator : HP RTE
Method file : \\PITSVR06\D\chem\722.i\101909.b\LL.m
Last Edit : 21-Oct-2009 14:53 722.i

Compound	0.4000000 Level 1	2.0000 Level 2	4.0000 Level 3	10.0000 Level 4	20.0000 Level 5	40.0000 Level 6	Curve	Coefficients b	Coefficients m1	Coefficients m2	%RSD or R^2	
	60.0000 Level 7	80.0000 Level 8										
151 Benzo(g,h,i)perylene	1.25239	1.18204	1.18649	1.34291	1.32613	1.33933						
	1.39014	1.46117					AVRG		1.31008		7.43583	
204 Benzenethiol	+++++	+++++	+++++	+++++	+++++	+++++						
	+++++	+++++					AVRG		0.000e+000		0.000e+000	<-
205 1-Methylnaphthalene	34919	133272	315766	646952	1344746	2300281						
	2982277	3759604					QUAD	-0.00437	1.18110	0.08006	0.99991	
206 Kepone	+++++	+++++	+++++	+++++	+++++	+++++						
	+++++	+++++					AVRG		0.000e+000		0.000e+000	<-
207 6-Methylchrysene	+++++	+++++	+++++	+++++	+++++	+++++						
	+++++	+++++					AVRG		0.000e+000		0.000e+000	<-
208 Dibenzo(a,h)acridine	+++++	+++++	+++++	+++++	+++++	+++++						
	+++++	+++++					AVRG		0.000e+000		0.000e+000	<-
209 Dibenz(a,j)acridine	+++++	+++++	+++++	+++++	+++++	+++++						
	+++++	+++++					AVRG		0.000e+000		0.000e+000	<-

TestAmerica Pittsburgh

INITIAL CALIBRATION DATA

Start Cal Date : 19-OCT-2009 02:34
End Cal Date : 19-OCT-2009 04:59
Quant Method : ISTD
Origin : Included
Target Version : 4.14
Integrator : HP RTE
Method file : \\PITSVR06\D\chem\722.i\101909.b\LL.m
Last Edit : 21-Oct-2009 14:53 722.i

Compound	0.4000000 Level 1	2.0000 Level 2	4.0000 Level 3	10.0000 Level 4	20.0000 Level 5	40.0000 Level 6	Curve	Coefficients b	m1	m2	%RSD or R^2	
	60.0000 Level 7	80.0000 Level 8										
210 Isodrin	+++++	+++++	+++++	+++++	+++++	+++++						
	+++++	+++++					AVRG		0.000e+000		0.000e+000	<-
211 Parathion	+++++	+++++	+++++	+++++	+++++	+++++						
	+++++	+++++					AVRG		0.000e+000		0.000e+000	<-
212 Methyl parathion	+++++	+++++	+++++	+++++	+++++	+++++						
	+++++	+++++					AVRG		0.000e+000		0.000e+000	<-
$ 154 Nitrobenzene-d5	0.38293	0.29496	0.30535	0.30681	0.30573	0.28743						
	0.28468	0.27817					AVRG		0.30576		10.78696	
$ 155 2-Fluorobiphenyl	33074	126205	301976	619746	1279451	2243468						
	2960601	3807280					QUAD	-0.05188	0.85087	0.01963	0.99962	
$ 156 Terphenyl-d14	1.16498	0.89044	0.93817	0.92440	0.89347	0.81855						
	0.77703	0.74722					AVRG		0.89428		14.47103	

TestAmerica Pittsburgh

INITIAL CALIBRATION DATA

Start Cal Date : 19-OCT-2009 02:34
End Cal Date : 19-OCT-2009 04:59
Quant Method : ISTD
Origin : Included
Target Version : 4.14
Integrator : HP RTE
Method file : \\PITSVR06\D\chem\722.i\101909.b\LL.m
Last Edit : 21-Oct-2009 14:53 722.i

Compound	0.4000000 Level 1 / 60.0000 Level 7	2.0000 Level 2 / 80.0000 Level 8	4.0000 Level 3	10.0000 Level 4	20.0000 Level 5	40.0000 Level 6	Curve	Coefficients b	Coefficients m1	Coefficients m2	%RSD or R^2
$ 157 Phenol-d5	1.75242	1.39107	1.47231	1.42352	1.32037	1.23896					
	1.17803	1.16872					AVRG		1.36817		14.00471
$ 158 2-Fluorophenol	1.35152	1.01613	1.06789	1.08153	1.02536	0.98619					
	0.96300	0.96616					AVRG		1.05722		11.97701
$ 159 2,4,6-Tribromophenol	0.10184	0.07970	0.09152	0.09804	0.09558	0.09835					
	0.10092	0.10465					AVRG		0.09633		8.11766
$ 186 2-Chlorophenol-d4	1.75145	1.39825	1.47224	1.42700	1.35085	1.25892					
	1.21532	1.16910					AVRG		1.38039		13.30525
$ 187 1,2-Dichlorobenzene-d4	1.25799	1.01093	1.04101	1.05623	0.98834	0.89675					
	0.85361	0.82578					AVRG		0.99133		13.93075

TestAmerica Pittsburgh

INITIAL CALIBRATION DATA

Start Cal Date : 19-OCT-2009 02:34
End Cal Date : 19-OCT-2009 04:59
Quant Method : ISTD
Origin : Included
Target Version : 4.14
Integrator : HP RTE
Method file : \\PITSVR06\D\chem\722.i\101909.b\LL.m
Last Edit : 21-Oct-2009 14:53 722.i

Curve	Formula	Units
Averaged	Amt = Rsp/m1	Response
Quad	Amt = b + m1*Rsp + m2*Rsp^2	Response

FORM 5
SEMIVOLATILE ORGANIC INSTRUMENT PERFORMANCE CHECK
DECAFLUOROTRIPHENYLPHOSPHINE (DFTPP)

Lab Name: TESTAMERICA PITTSBURGH Contract:

Lab Code: TA Case No.: SAS No.: SDG No.:

Lab File ID: F1021DF1 DFTPP Injection Date: 10/20/09

Instrument ID: 722 DFTPP Injection Time: 2254

m/e	ION ABUNDANCE CRITERIA	% RELATIVE ABUNDANCE
51	30.0 - 60.0% of mass 198	41.5
68	Less than 2.0% of mass 69	0.0 (0.0)1
69	Mass 69 relative abundance	45.5
70	Less than 2.0% of mass 69	0.2 (0.5)1
127	40.0 - 60.0% of mass 198	59.5
197	Less than 1.0% of mass 198	0.0
198	Base Peak, 100% relative abundance	100.0
199	5.0 to 9.0% of mass 198	7.1
275	10.0 - 30.0% of mass 198	25.2
365	Greater than 1.0% of mass 198	2.79
441	Present, but less than mass 443	10.3
442	40.0 - 100.0% of mass 198	65.3
443	17.0 - 23.0% of mass 442	11.9 (18.2)2

1-Value is % mass 69 2-Value is % mass 442

THIS CHECK APPLIES TO THE FOLLOWING SAMPLES, MS, MSD, BLANKS, AND STANDARDS:

	EPA SAMPLE NO.	LAB SAMPLE ID	LAB FILE ID	DATE ANALYZED	TIME ANALYZED
01	SSTD4	SSTD4	F10210C2	10/21/09	0012
02	INTRA-LAB BL	LMJE81AA	F1021001	10/21/09	0034
03	INTRA-LAB CH	LMJE81AC	F1021002	10/21/09	0055
04	SD-07-01	LLXLA1AC	F1021003	10/21/09	0117
05	SD-07-02	LLXLG1AE	F1021004	10/21/09	0139
06	SD-07-02 MS	LLXLG1A2	F1021005	10/21/09	0201
07	SD-07-02 MSD	LLXLG1A3	F1021006	10/21/09	0223
08	SD-4-SS	LLXLX1AE	F1021007	10/21/09	0244
09	SD-4-01	LLXL01AE	F1021008	10/21/09	0305
10	SD-4-02	LLXL11AE	F1021009	10/21/09	0327
11	SD-05-SS	LLXL21AE	F1021010	10/21/09	0349
12	SD-05-01	LLXL31AE	F1021011	10/21/09	0410
13	SD-05-02	LLXL51AE	F1021012	10/21/09	0432
14	SD-01-SS	LLXL61AE	F1021013	10/21/09	0454
15	SD-07-SS	LLXMC1AE	F1021014	10/21/09	0515
16	SD-05-SS	LLXNL1AE	F1021015	10/21/09	0537
17	SD-11-SS	LLXM01AE	F1021016	10/21/09	0558
18	SD-11-SS MS	LLXM01A4	F1021017	10/21/09	0619
19	SD-11-SS MSD	LLXM01A5	F1021018	10/21/09	0641
20	SD-11-01	LLXM21AE	F1021019	10/21/09	0702
21	SD-06-SS	LLXM41AE	F1021021	10/21/09	0745
22	SD-06-01	LLXM51AE	F1021022	10/21/09	0807

FORM 5
SEMIVOLATILE ORGANIC INSTRUMENT PERFORMANCE CHECK
DECAFLUOROTRIPHENYLPHOSPHINE (DFTPP)

Lab Name: TESTAMERICA PITTSBURGH Contract:

Lab Code: TA Case No.: SAS No.: SDG No.:

Lab File ID: F1021DF1 DFTPP Injection Date: 10/20/09

Instrument ID: 722 DFTPP Injection Time: 2254

m/e	ION ABUNDANCE CRITERIA	% RELATIVE ABUNDANCE
51	30.0 - 60.0% of mass 198	41.5
68	Less than 2.0% of mass 69	0.0 (0.0)1
69	Mass 69 relative abundance	45.5
70	Less than 2.0% of mass 69	0.2 (0.5)1
127	40.0 - 60.0% of mass 198	59.5
197	Less than 1.0% of mass 198	0.0
198	Base Peak, 100% relative abundance	100.0
199	5.0 to 9.0% of mass 198	7.1
275	10.0 - 30.0% of mass 198	25.2
365	Greater than 1.0% of mass 198	2.79
441	Present, but less than mass 443	10.3
442	40.0 - 100.0% of mass 198	65.3
443	17.0 - 23.0% of mass 442	11.9 (18.2)2

1-Value is % mass 69 2-Value is % mass 442

THIS CHECK APPLIES TO THE FOLLOWING SAMPLES, MS, MSD, BLANKS, AND STANDARDS:

	EPA SAMPLE NO.	LAB SAMPLE ID	LAB FILE ID	DATE ANALYZED	TIME ANALYZED
01	SD-06-02	LLXM71AE	F1021023	10/21/09	0828
02	SD-09-SS	LLXM81AE	F1021024	10/21/09	0850
03	SD-09-01	LLXM91AE	F1021025	10/21/09	0912
04	SD-09-02	LLXNA1AE	F1021026	10/21/09	0934
05	SD-15-01	LLXNG1AE	F1021029	10/21/09	1040
06					
07					
08					
09					
10					
11					
12					
13					
14					
15					
16					
17					
18					
19					
20					
21					
22					

TestAmerica Pittsburgh

CONTINUING CALIBRATION COMPOUNDS

Instrument ID: 722.i
Lab File ID: F10210C2.D
Analysis Type:
Lab Sample ID: sstd4
Method: \\PITSVR06\D\chem\722.i\102109.b\LL.m

Injection Date: 21-OCT-2009 00:12
Init. Cal. Date(s): 19-OCT-2009 19-OCT-2009
Init. Cal. Times: 02:34 04:59
Quant Type: ISTD

COMPOUND	RRF / AMOUNT	RF4	CCAL RRF4	MIN RRF	%D / %DRIFT	MAX %D / %DRIFT	CURVE TYPE	
198 1,4-Dioxane	0.37857	0.46203	0.46203	0.010	-22.04495	25.00000	Averaged	
220 Benzaldehyde	4.00000	3.58698	0.69421	0.010	10.32554	25.00000	Quadratic	
10 N-Nitrosodimethylamine	0.50044	0.50216	0.50216	0.010	-0.34402	25.00000	Averaged	
9 Pyridine	0.89748	0.88178	0.88178	0.010	1.74999	25.00000	Averaged	
16 Methyl methanesulfonate	4.00000	3.74287	0.50571	0.010	6.42816	25.00000	Quadratic	
21 Aniline	1.63887	1.70770	1.70770	0.010	-4.20009	25.00000	Averaged	
22 Phenol	4.00000	3.76710	1.62193	0.010	5.82259	25.00000	Quadratic	
23 bis(2-Chloroethyl)ether	1.14427	1.18077	1.18077	0.010	-3.18965	25.00000	Averaged	
24 2-Chlorophenol	1.40926	1.41696	1.41696	0.010	-0.54658	25.00000	Averaged	
26 1,3-Dichlorobenzene	1.64614	1.66231	1.66231	0.010	-0.98261	25.00000	Averaged	
27 1,4-Dichlorobenzene	1.67103	1.69576	1.69576	0.010	-1.47995	20.00000	Averaged	
28 1,2-Dichlorobenzene	4.00000	3.84416	1.65955	0.010	3.89609	25.00000	Quadratic	
227 Indene	1.98646	2.03547	2.03547	0.010	-2.46706	25.00000	Averaged	
29 Benzyl Alcohol	4.00000	2.39176	0.46547	0.010	40.20612	25.00000	Quadratic	<-
30 2-Methylphenol	4.00000	3.61941	1.18139	0.010	9.51465	25.00000	Quadratic	
31 2,2'-oxybis(1-Chloropropane	1.44775	1.48154	1.48154	0.010	-2.33397	25.00000	Averaged	
37 Acetophenone	1.80886	1.98164	1.98164	0.010	-9.55214	25.00000	Averaged	
32 N-Nitroso-di-n-propylamine	4.00000	3.92712	0.87611	0.050	1.82201	25.00000	Quadratic	
192 4-Methylphenol	4.00000	3.68625	1.29814	0.010	7.84366	25.00000	Quadratic	
34 Hexachloroethane	0.63316	0.65317	0.65317	0.010	-3.16040	25.00000	Averaged	
35 Nitrobenzene	4.00000	3.83692	0.33184	0.010	4.07708	25.00000	Quadratic	
36 N-Nitrosopyrrolidine	0.62418	0.63140	0.63140	0.010	-1.15584	25.00000	Averaged	
41 Isophorone	0.52660	0.55131	0.55131	0.010	-4.69234	25.00000	Averaged	
42 2-Nitrophenol	0.19961	0.19600	0.19600	0.010	1.81070	20.00000	Averaged	
43 2,4-Dimethylphenol	0.32373	0.32457	0.32457	0.010	-0.26068	25.00000	Averaged	
44 bis(2-Chloroethoxy)methane	4.00000	4.01270	0.37726	0.010	-0.31759	25.00000	Quadratic	
48 2,4-Dichlorophenol	0.30413	0.29387	0.29387	0.010	3.37493	20.00000	Averaged	
49 Benzoic Acid	10.00000	10.19486	0.12500	0.010	-1.94865	25.00000	Quadratic	
50 1,2,4-Trichlorobenzene	0.33970	0.34962	0.34962	0.010	-2.91828	25.00000	Averaged	
51 Naphthalene	4.00000	3.82362	1.11763	0.010	4.40944	25.00000	Quadratic	
52 4-Chloroaniline	0.41549	0.44321	0.44321	0.010	-6.67293	25.00000	Averaged	
54 2,6-Dichlorophenol	0.28909	0.29636	0.29636	0.010	-2.51390	25.00000	Averaged	
56 Hexachlorobutadiene	0.17951	0.17994	0.17994	0.010	-0.24300	20.00000	Averaged	
221 Caprolactam	0.09661	0.08735	0.08735	0.010	9.59130	25.00000	Averaged	
59 4-Chloro-3-Methylphenol	0.29926	0.30169	0.30169	0.010	-0.81297	20.00000	Averaged	
62 2-Methylnaphthalene	4.00000	3.95563	0.78338	0.010	1.10935	25.00000	Quadratic	
205 1-Methylnaphthalene	4.00000	3.97214	0.82511	0.010	0.69644	25.00000	Quadratic	
64 Hexachlorocyclopentadiene	0.26262	0.24592	0.24592	0.050	6.35921	25.00000	Averaged	
65 1,2,4,5-Tetrachlorobenzene	0.50688	0.51034	0.51034	0.010	-0.68301	25.00000	Averaged	
66 2,4,6-Trichlorophenol	0.35035	0.33135	0.33135	0.010	5.42376	20.00000	Averaged	
67 2,4,5-Trichlorophenol	0.35657	0.32322	0.32322	0.010	9.35213	25.00000	Averaged	
222 1,1'-Biphenyl	4.00000	3.78731	1.55601	0.010	5.31723	25.00000	Quadratic	

TestAmerica Pittsburgh

CONTINUING CALIBRATION COMPOUNDS

Instrument ID: 722.i Injection Date: 21-OCT-2009 00:12
Lab File ID: F10210C2.D Init. Cal. Date(s): 19-OCT-2009 19-OCT-2009
Analysis Type: Init. Cal. Times: 02:34 04:59
Lab Sample ID: sstd4 Quant Type: ISTD
Method: \\PITSVR06\D\chem\722.i\102109.b\LL.m

COMPOUND	RRF / AMOUNT	RF4	CCAL RRF4	MIN RRF	%D / %DRIFT	MAX %D / %DRIFT	CURVE TYPE	
70 2-Chloronaphthalene	4.00000	3.79876	1.14135	0.010	5.03095	25.00000	Quadratic	
73 2-Nitroaniline	0.27369	0.27349	0.27349	0.010	0.07196	25.00000	Averaged	
76 Dimethylphthalate	1.15979	1.19377	1.19377	0.010	-2.92973	25.00000	Averaged	
78 2,6-Dinitrotoluene	0.27293	0.27415	0.27415	0.010	-0.44725	25.00000	Averaged	
79 Acenaphthylene	4.00000	3.84705	1.79225	0.010	3.82375	25.00000	Quadratic	
81 3-Nitroaniline	0.31781	0.29826	0.29826	0.010	6.14989	25.00000	Averaged	
82 Acenaphthene	4.00000	3.82248	1.18786	0.010	4.43790	25.00000	Quadratic	
83 2,4-Dinitrophenol	10.00000	9.62595	0.05841	0.050	3.74049	25.00000	Quadratic	
85 4-Nitrophenol	0.14761	0.12181	0.12181	0.050	17.48330	25.00000	Averaged	
86 Dibenzofuran	4.00000	3.80680	1.65304	0.010	4.82998	25.00000	Quadratic	
87 2,4-Dinitrotoluene	0.36821	0.36810	0.36810	0.010	0.03175	25.00000	Averaged	
91 2,3,5,6-Tetrachlorophenol	0.31940	0.29579	0.29579	0.010	7.39254	25.00000	Averaged	
88 2,3,4,6-Tetrachlorophenol	0.32172	0.30799	0.30799	0.010	4.26843	25.00000	Averaged	
92 2-Naphthylamine	4.00000	3.03471	0.58049	0.010	24.13214	25.00000	Quadratic	
93 Diethylphthalate	4.00000	3.73951	1.18341	0.010	6.51233	25.00000	Quadratic	
94 Fluorene	4.00000	3.80150	1.32115	0.010	4.96239	25.00000	Quadratic	
95 4-Chlorophenyl-phenylether	0.59708	0.59398	0.59398	0.010	0.52015	25.00000	Averaged	
96 4-Nitroaniline	0.32166	0.30836	0.30836	0.010	4.13709	25.00000	Averaged	
98 4,6-Dinitro-2-methylphenol	0.11582	0.08622	0.08622	0.010	25.55834	25.00000	Averaged	<-
99 N-Nitrosodiphenylamine	0.54273	0.56366	0.56366	0.010	-3.85714	20.00000	Averaged	
100 1,2-Diphenylhydrazine	0.69203	0.75102	0.75102	0.010	-8.52494	25.00000	Averaged	
106 4-Bromophenyl-phenylether	0.20420	0.20125	0.20125	0.010	1.44713	25.00000	Averaged	
107 Hexachlorobenzene	0.20941	0.20515	0.20515	0.010	2.03394	25.00000	Averaged	
223 Atrazine	4.00000	3.28388	0.14983	0.010	17.90290	25.00000	Quadratic	
111 Pentachlorophenol	10.00000	10.05602	0.14794	0.025	-0.56017	20.00000	Quadratic	
115 Phenanthrene	4.00000	3.77572	1.12687	0.010	5.60709	25.00000	Quadratic	
116 Anthracene	4.00000	3.74977	1.13978	0.010	6.25572	25.00000	Quadratic	
119 Carbazole	4.00000	3.62556	1.04547	0.010	9.36097	25.00000	Quadratic	
120 Di-n-Butylphthalate	4.00000	3.77118	1.22842	0.010	5.72061	25.00000	Quadratic	
123 Fluoranthene	4.00000	3.57172	1.03821	0.010	10.70702	25.00000	Quadratic	
124 Benzidine	0.46479	0.54032	0.54032	0.010	-16.24915	25.00000	Averaged	
125 Pyrene	4.00000	4.04133	1.58602	0.010	-1.03334	25.00000	Quadratic	
131 Butylbenzylphthalate	0.68089	0.68635	0.68635	0.010	-0.80319	25.00000	Averaged	
135 3,3'-Dichlorobenzidine	0.40176	0.38466	0.38466	0.010	4.25614	25.00000	Averaged	
136 Benzo(a)Anthracene	1.18715	1.19055	1.19055	0.010	-0.28582	25.00000	Averaged	
137 Chrysene	1.18846	1.25726	1.25726	0.010	-5.78822	25.00000	Averaged	
139 bis(2-ethylhexyl)Phthalate	4.00000	3.99955	0.92002	0.010	0.01123	25.00000	Quadratic	
140 Di-n-octylphthalate	4.00000	4.13456	1.66192	0.010	-3.36390	20.00000	Quadratic	
141 Benzo(b)fluoranthene	1.51860	1.57431	1.57431	0.010	-3.66849	25.00000	Averaged	
142 Benzo(k)fluoranthene	1.66705	1.55377	1.55377	0.010	6.79509	25.00000	Averaged	
143 7,12-dimethylbenz[a]anthrac	0.80161	0.75237	0.75237	0.010	6.14162	25.00000	Averaged	
146 Benzo(a)pyrene	1.27711	1.28614	1.28614	0.010	-0.70731	20.00000	Averaged	

TestAmerica Pittsburgh

CONTINUING CALIBRATION COMPOUNDS

Instrument ID: 722.i Injection Date: 21-OCT-2009 00:12
Lab File ID: F10210C2.D Init. Cal. Date(s): 19-OCT-2009 19-OCT-2009
Analysis Type: Init. Cal. Times: 02:34 04:59
Lab Sample ID: sstd4 Quant Type: ISTD
Method: \\PITSVR06\D\chem\722.i\102109.b\LL.m

COMPOUND	RRF / AMOUNT	RF4	CCAL RRF4	MIN RRF	%D / %DRIFT	MAX %D / %DRIFT	CURVE TYPE
149 Indeno(1,2,3-cd)pyrene	1.49406	1.38735	1.38735	0.010	7.14253	25.00000	Averaged
150 Dibenz(a,h)anthracene	4.00000	3.92497	1.07457	0.010	1.87566	25.00000	Quadratic
151 Benzo(g,h,i)perylene	1.31008	1.22427	1.22427	0.010	6.54932	25.00000	Averaged
$ 154 Nitrobenzene-d5	0.30576	0.31041	0.31041	0.010	-1.52111	25.00000	Averaged
$ 155 2-Fluorobiphenyl	4.00000	3.87153	1.24168	0.010	3.21183	25.00000	Quadratic
$ 156 Terphenyl-d14	0.89428	0.98245	0.98245	0.010	-9.85879	25.00000	Averaged
$ 157 Phenol-d5	1.36817	1.42053	1.42053	0.010	-3.82693	25.00000	Averaged
$ 158 2-Fluorophenol	1.05722	1.02758	1.02758	0.010	2.80347	25.00000	Averaged
$ 159 2,4,6-Tribromophenol	0.09633	0.09343	0.09343	0.010	3.00644	25.00000	Averaged
$ 186 2-Chlorophenol-d4	1.38039	1.38686	1.38686	0.010	-0.46865	25.00000	Averaged
$ 187 1,2-Dichlorobenzene-d4	0.99133	1.03802	1.03802	0.010	-4.71004	25.00000	Averaged

SW846 8270C METHOD BLANK SUMMARY

BLANK WORKORDER NO.: LMJE81AA

Lab Name: TestAmerica Laboratories, Inc.

Lab Code: TALPIT

SDG Number:

Lab File ID: F1021001.

Lot Number: C9J020291

Date Analyzed: 10/21/09

Time Analyzed: 00:34

Matrix: SOLID

Date Extracted:10/14/09

GC Column: HP5MS ID: .25

Extraction Method: 3541

Instrument ID: 722

Level:(low/med) LOW

THIS METHOD BLANK APPLIES TO THE FOLLOWING SAMPLES, LCS, LCSD, MS , MSD:

	CLIENT ID.	SAMPLE WORK ORDER #	LAB FILE ID	DATE ANALYZED	TIME ANALYZED
01	SD-11-SS	LLXM01AE	F1021016.	10/21/09	05:58
02	SD-11-SS	LLXM01A4 S	F1021017.	10/21/09	06:19
03	SD-11-SS	LLXM01A5 D	F1021018.	10/21/09	06:41
04	SD-11-01	LLXM21AE	F1021019.	10/21/09	07:02
05	SD-11-02	LLXM31AE	F1022006.	10/22/09	09:18
06	SD-06-SS	LLXM41AE	F1021021.	10/21/09	07:45
07	SD-06-01	LLXM51AE	F1021022.	10/21/09	08:07
08	SD-06-02	LLXM71AE	F1021023.	10/21/09	08:28
09	SD-09-SS	LLXM81AE	F1021024.	10/21/09	08:50
10	SD-09-01	LLXM91AE	F1021025.	10/21/09	09:12
11	SD-09-02	LLXNA1AE	F1021026.	10/21/09	09:34
12	SD-09-SS	LLXNC1AE	F1022007.	10/22/09	09:40
13	SD-15-SS	LLXND1AE	F1023004.	10/23/09	04:46
14	SD-15-01	LLXNG1AE	F1021029.	10/21/09	10:40
15	SD-14-SS	LLXNH1AE	F1022003.	10/22/09	08:14
16	SD-14-01	LLXNJ1AE	F1022004.	10/22/09	08:36
17	SD-14-02	LLXNK1AE	F1022005.	10/22/09	08:57
18	CHECK SAMPLE	LMJE81AC C	F1021002.	10/21/09	00:55
19					
20					
21					
22					
23					
24					
25					
26					
27					
28					
29					
30					

COMMENTS:

FORM IV

METHOD BLANK REPORT

GC/MS Semivolatiles

Client Lot #...: C9J020291 **Work Order #...:** LMJE81AA **Matrix.....:** SOLID
MB Lot-Sample #: C9J140000-197

Prep Date.....: 10/14/09 **Analysis Time..:** 00:34
Analysis Date..: 10/21/09 **Prep Batch #...:** 9287197 **Final Wgt/Vol..:** 5 mL
Dilution Factor: 0.5 **Initial Wgt/Vol:** 30 g **Instrument ID..:** 722
Analyst ID.....: 007062

PARAMETER	RESULT	REPORTING LIMIT	UNITS	METHOD
1,4-Dioxane	ND	34	ug/kg	SW846 8270C
N-Nitrosodimethylamine	ND	34	ug/kg	SW846 8270C
Pyridine	ND	160	ug/kg	SW846 8270C
1,2,4-Trichloro-benzene	ND	34	ug/kg	SW846 8270C
1-Methylnaphthalene	ND	34	ug/kg	SW846 8270C
1,2-Diphenylhydrazine (as Azobenzene)	ND	34	ug/kg	SW846 8270C
3&4 Methylphenol total	ND	160	ug/kg	SW846 8270C
Aniline	ND	160	ug/kg	SW846 8270C
Benzidine	ND	3400	ug/kg	SW846 8270C
Benzoic acid	ND	850	ug/kg	SW846 8270C
Benzyl alcohol	ND	160	ug/kg	SW846 8270C
bis(2-Chloroisopropyl) ether	ND	34	ug/kg	SW846 8270C
1,2-Dichlorobenzene	ND	34	ug/kg	SW846 8270C
1,3-Dichlorobenzene	ND	34	ug/kg	SW846 8270C
1,4-Dichlorobenzene	ND	34	ug/kg	SW846 8270C
Acenaphthene	ND	34	ug/kg	SW846 8270C
Acenaphthylene	ND	34	ug/kg	SW846 8270C
Anthracene	ND	34	ug/kg	SW846 8270C
Benzo(a)anthracene	ND	34	ug/kg	SW846 8270C
Benzo(a)pyrene	ND	34	ug/kg	SW846 8270C
Benzo(b)fluoranthene	ND	34	ug/kg	SW846 8270C
Benzo(ghi)perylene	ND	34	ug/kg	SW846 8270C
Benzo(k)fluoranthene	ND	34	ug/kg	SW846 8270C
bis(2-Chloroethoxy) methane	ND	160	ug/kg	SW846 8270C
bis(2-Chloroethyl)-ether	ND	34	ug/kg	SW846 8270C
bis(2-Ethylhexyl) phthalate	ND	160	ug/kg	SW846 8270C
4-Bromophenyl phenyl ether	ND	160	ug/kg	SW846 8270C
Butyl benzyl phthalate	ND	160	ug/kg	SW846 8270C
Carbazole	ND	34	ug/kg	SW846 8270C
4-Chloroaniline	ND	160	ug/kg	SW846 8270C
4-Chloro-3-methylphenol	ND	160	ug/kg	SW846 8270C
2-Chloronaphthalene	ND	34	ug/kg	SW846 8270C
2-Chlorophenol	ND	160	ug/kg	SW846 8270C

(Continued on next page)

METHOD BLANK REPORT

GC/MS Semivolatiles

Client Lot #...: C9J020291 **Work Order #...:** LMJE81AA **Matrix.....:** SOLID

PARAMETER	RESULT	REPORTING LIMIT	UNITS	METHOD
4-Chlorophenyl phenyl ether	ND	160	ug/kg	SW846 8270C
Chrysene	ND	34	ug/kg	SW846 8270C
Dibenz(a,h)anthracene	ND	34	ug/kg	SW846 8270C
Dibenzofuran	ND	160	ug/kg	SW846 8270C
3,3'-Dichlorobenzidine	ND	160	ug/kg	SW846 8270C
2,4-Dichlorophenol	ND	34	ug/kg	SW846 8270C
Diethyl phthalate	ND	160	ug/kg	SW846 8270C
2,4-Dimethylphenol	ND	160	ug/kg	SW846 8270C
Dimethyl phthalate	ND	160	ug/kg	SW846 8270C
Di-n-butyl phthalate	ND	160	ug/kg	SW846 8270C
4,6-Dinitro-2-methylphenol	ND	850	ug/kg	SW846 8270C
2,4-Dinitrophenol	ND	850	ug/kg	SW846 8270C
2,4-Dinitrotoluene	ND	160	ug/kg	SW846 8270C
2,6-Dinitrotoluene	ND	160	ug/kg	SW846 8270C
Di-n-octyl phthalate	ND	160	ug/kg	SW846 8270C
Fluoranthene	ND	34	ug/kg	SW846 8270C
Fluorene	ND	34	ug/kg	SW846 8270C
Hexachlorobenzene	ND	34	ug/kg	SW846 8270C
Hexachlorocyclopentadiene	ND	160	ug/kg	SW846 8270C
Hexachloroethane	ND	160	ug/kg	SW846 8270C
Indeno(1,2,3-cd)pyrene	ND	34	ug/kg	SW846 8270C
Isophorone	ND	160	ug/kg	SW846 8270C
2-Methylnaphthalene	ND	34	ug/kg	SW846 8270C
2-Methylphenol	ND	160	ug/kg	SW846 8270C
4-Methylphenol	ND	160	ug/kg	SW846 8270C
Naphthalene	ND	34	ug/kg	SW846 8270C
2-Nitroaniline	ND	850	ug/kg	SW846 8270C
3-Nitroaniline	ND	850	ug/kg	SW846 8270C
4-Nitroaniline	ND	850	ug/kg	SW846 8270C
Nitrobenzene	ND	34	ug/kg	SW846 8270C
2-Nitrophenol	ND	160	ug/kg	SW846 8270C
4-Nitrophenol	ND	850	ug/kg	SW846 8270C
N-Nitrosodi-n-propylamine	ND	34	ug/kg	SW846 8270C
N-Nitrosodiphenylamine	ND	34	ug/kg	SW846 8270C
Pentachlorophenol	ND	160	ug/kg	SW846 8270C
Phenanthrene	ND	34	ug/kg	SW846 8270C
Phenol	ND	34	ug/kg	SW846 8270C
Pyrene	ND	34	ug/kg	SW846 8270C
2,4,5-Trichlorophenol	ND	160	ug/kg	SW846 8270C
2,4,6-Trichlorophenol	ND	160	ug/kg	SW846 8270C

(Continued on next page)

METHOD BLANK REPORT

GC/MS Semivolatiles

Client Lot #...: C9J020291 **Work Order #...:** LMJE81AA **Matrix.....:** SOLID

PARAMETER	RESULT	REPORTING LIMIT	UNITS	METHOD

SURROGATE	PERCENT RECOVERY	RECOVERY LIMITS
2,4,6-Tribromophenol	81	(35 - 124)
2-Fluorobiphenyl	80	(35 - 105)
2-Fluorophenol	81	(39 - 103)
Nitrobenzene-d5	81	(25 - 104)
Phenol-d5	80	(25 - 105)
Terphenyl-d14	90	(25 - 127)

NOTE(S):

Calculations are performed before rounding to avoid round-off errors in calculated results.

FORM 5
SEMIVOLATILE ORGANIC INSTRUMENT PERFORMANCE CHECK
DECAFLUOROTRIPHENYLPHOSPHINE (DFTPP)

Lab Name: TESTAMERICA PITTSBURGH Contract:

Lab Code: TA Case No.: SAS No.: SDG No.:

Lab File ID: F1022DF1 DFTPP Injection Date: 10/22/09

Instrument ID: 722 DFTPP Injection Time: 0656

m/e	ION ABUNDANCE CRITERIA	% RELATIVE ABUNDANCE
51	30.0 - 60.0% of mass 198	42.6
68	Less than 2.0% of mass 69	0.0 (0.0)1
69	Mass 69 relative abundance	47.1
70	Less than 2.0% of mass 69	0.0 (0.0)1
127	40.0 - 60.0% of mass 198	59.4
197	Less than 1.0% of mass 198	0.0
198	Base Peak, 100% relative abundance	100.0
199	5.0 to 9.0% of mass 198	6.8
275	10.0 - 30.0% of mass 198	26.2
365	Greater than 1.0% of mass 198	2.52
441	Present, but less than mass 443	10.0
442	40.0 - 100.0% of mass 198	61.6
443	17.0 - 23.0% of mass 442	12.2 (19.8)2

1-Value is % mass 69 2-Value is % mass 442

THIS CHECK APPLIES TO THE FOLLOWING SAMPLES, MS, MSD, BLANKS, AND STANDARDS:

	EPA SAMPLE NO.	LAB SAMPLE ID	LAB FILE ID	DATE ANALYZED	TIME ANALYZED
01	SSTD4	SSTD4	F10220C1	10/22/09	0711
02	SD-14-SS	LLXNH1AE	F1022003	10/22/09	0814
03	SD-14-01	LLXNJ1AE	F1022004	10/22/09	0836
04	SD-14-02	LLXNK1AE	F1022005	10/22/09	0857
05	SD-11-02	LLXM31AE	F1022006	10/22/09	0918
06	SD-09-SS	LLXNC1AE	F1022007	10/22/09	0940
07					
08					
09					
10					
11					
12					
13					
14					
15					
16					
17					
18					
19					
20					
21					
22					

Test America Pittsburgh

CONTINUING CALIBRATION COMPOUNDS

Instrument ID: 722.i
Lab File ID: F10220C1.D
Analysis Type:
Lab Sample ID: sstd4
Method: \\PITSVR06\d\chem\722.i\102209.b\LL.m

Injection Date: 22-OCT-2009 07:11
Init. Cal. Date(s): 19-OCT-2009 19-OCT-2009
Init. Cal. Times: 02:34 04:59
Quant Type: ISTD

COMPOUND	RRF / AMOUNT	RF4	CCAL RRF4	MIN RRF	%D / %DRIFT	MAX %D / %DRIFT	CURVE TYPE	
198 1,4-Dioxane	0.37857	0.40241	0.40241	0.010	-6.29659	25.00000	Averaged	
220 Benzaldehyde	4.00000	3.49645	0.66701	0.010	12.58867	25.00000	Quadratic	
10 N-Nitrosodimethylamine	0.50044	0.47713	0.47713	0.010	4.65806	25.00000	Averaged	
9 Pyridine	0.89748	0.69565	0.69565	0.010	22.48908	25.00000	Averaged	
16 Methyl methanesulfonate	4.00000	3.79559	0.51233	0.010	5.11014	25.00000	Quadratic	
21 Aniline	1.63887	1.46027	1.46027	0.010	10.89781	25.00000	Averaged	
22 Phenol	4.00000	3.80649	1.63718	0.010	4.83774	25.00000	Quadratic	
23 bis(2-Chloroethyl)ether	1.14427	1.17483	1.17483	0.010	-2.67081	25.00000	Averaged	
24 2-Chlorophenol	1.40926	1.44550	1.44550	0.010	-2.57195	25.00000	Averaged	
26 1,3-Dichlorobenzene	1.64614	1.71485	1.71485	0.010	-4.17411	25.00000	Averaged	
27 1,4-Dichlorobenzene	1.67103	1.75100	1.75100	0.010	-4.78541	20.00000	Averaged	
28 1,2-Dichlorobenzene	4.00000	3.93465	1.69767	0.010	1.63380	25.00000	Quadratic	
227 Indene	1.98646	2.13721	2.13721	0.010	-7.58865	25.00000	Averaged	
29 Benzyl Alcohol	4.00000	3.54783	0.70350	0.010	11.30437	25.00000	Quadratic	
30 2-Methylphenol	4.00000	4.00610	1.29615	0.010	-0.15248	25.00000	Quadratic	
31 2,2'-oxybis(1-Chloropropane	1.44775	1.54206	1.54206	0.010	-6.51475	25.00000	Averaged	
37 Acetophenone	1.80886	2.07614	2.07614	0.010	-14.77622	25.00000	Averaged	
32 N-Nitroso-di-n-propylamine	4.00000	4.01695	0.89318	0.050	-0.42382	25.00000	Quadratic	
192 4-Methylphenol	4.00000	4.03933	1.41047	0.010	-0.98324	25.00000	Quadratic	
34 Hexachloroethane	0.63316	0.66473	0.66473	0.010	-4.98630	25.00000	Averaged	
35 Nitrobenzene	4.00000	3.92375	0.33871	0.010	1.90633	25.00000	Quadratic	
36 N-Nitrosopyrrolidine	0.62418	0.64089	0.64089	0.010	-2.67615	25.00000	Averaged	
41 Isophorone	0.52660	0.56524	0.56524	0.010	-7.33680	25.00000	Averaged	
42 2-Nitrophenol	0.19961	0.20082	0.20082	0.010	-0.60472	20.00000	Averaged	
43 2,4-Dimethylphenol	0.32373	0.35217	0.35217	0.010	-8.78495	25.00000	Averaged	
44 bis(2-Chloroethoxy)methane	4.00000	3.95379	0.37203	0.010	1.15528	25.00000	Quadratic	
48 2,4-Dichlorophenol	0.30413	0.31003	0.31003	0.010	-1.93786	20.00000	Averaged	
49 Benzoic Acid	10.00000	10.31190	0.12657	0.010	-3.11901	25.00000	Quadratic	
50 1,2,4-Trichlorobenzene	0.33970	0.35616	0.35616	0.010	-4.84544	25.00000	Averaged	
51 Naphthalene	4.00000	3.89560	1.13888	0.010	2.61008	25.00000	Quadratic	
52 4-Chloroaniline	0.41549	0.43780	0.43780	0.010	-5.36917	25.00000	Averaged	
54 2,6-Dichlorophenol	0.28909	0.30698	0.30698	0.010	-6.18946	25.00000	Averaged	
56 Hexachlorobutadiene	0.17951	0.18688	0.18688	0.010	-4.10563	20.00000	Averaged	
221 Caprolactam	0.09661	0.09766	0.09766	0.010	-1.08281	25.00000	Averaged	
59 4-Chloro-3-Methylphenol	0.29926	0.32379	0.32379	0.010	-8.19944	20.00000	Averaged	
62 2-Methylnaphthalene	4.00000	4.05908	0.80315	0.010	-1.47701	25.00000	Quadratic	
205 1-Methylnaphthalene	4.00000	4.04593	0.83989	0.010	-1.14817	25.00000	Quadratic	
64 Hexachlorocyclopentadiene	0.26262	0.18539	0.18539	0.050	-29.40799	25.00000	Averaged	<-
65 1,2,4,5-Tetrachlorobenzene	0.50688	0.52082	0.52082	0.010	-2.74939	25.00000	Averaged	
66 2,4,6-Trichlorophenol	0.35035	0.32917	0.32917	0.010	6.04369	20.00000	Averaged	
67 2,4,5-Trichlorophenol	0.35657	0.35237	0.35237	0.010	1.17872	25.00000	Averaged	
222 1,1'-Biphenyl	4.00000	3.84923	1.57956	0.010	3.76926	25.00000	Quadratic	

Test America Pittsburgh

CONTINUING CALIBRATION COMPOUNDS

Instrument ID: 722.i Injection Date: 22-OCT-2009 07:11
Lab File ID: F10220C1.D Init. Cal. Date(s): 19-OCT-2009 19-OCT-2009
Analysis Type: Init. Cal. Times: 02:34 04:59
Lab Sample ID: sstd4 Quant Type: ISTD
Method: \\PITSVR06\d\chem\722.i\102209.b\LL.m

COMPOUND	RRF / AMOUNT	RF4	CCAL RRF4	MIN RRF	%D / %DRIFT	MAX %D / %DRIFT	CURVE TYPE	
70 2-Chloronaphthalene	4.00000	3.85896	1.15760	0.010	3.52608	25.00000	Quadratic	
73 2-Nitroaniline	0.27369	0.27907	0.27907	0.010	-1.96504	25.00000	Averaged	
76 Dimethylphthalate	1.15979	1.23094	1.23094	0.010	-6.13519	25.00000	Averaged	
78 2,6-Dinitrotoluene	0.27293	0.28258	0.28258	0.010	-3.53491	25.00000	Averaged	
79 Acenaphthylene	4.00000	3.91407	1.82267	0.010	2.14832	25.00000	Quadratic	
81 3-Nitroaniline	0.31781	0.31351	0.31351	0.010	1.35210	25.00000	Averaged	
82 Acenaphthene	4.00000	3.92962	1.21809	0.010	1.75959	25.00000	Quadratic	
83 2,4-Dinitrophenol	10.00000	10.03426	0.06381	0.050	-0.34260	25.00000	Quadratic	
85 4-Nitrophenol	0.14761	0.13067	0.13067	0.050	11.47534	25.00000	Averaged	
86 Dibenzofuran	4.00000	3.97298	1.71962	0.010	0.67547	25.00000	Quadratic	
87 2,4-Dinitrotoluene	0.36821	0.38761	0.38761	0.010	-5.26681	25.00000	Averaged	
91 2,3,5,6-Tetrachlorophenol	0.31940	0.31344	0.31344	0.010	1.86669	25.00000	Averaged	
88 2,3,4,6-Tetrachlorophenol	0.32172	0.32917	0.32917	0.010	-2.31497	25.00000	Averaged	
92 2-Naphthylamine	4.00000	2.48562	0.46103	0.010	37.85938	25.00000	Quadratic	<-
93 Diethylphthalate	4.00000	4.08016	1.28058	0.010	-2.00408	25.00000	Quadratic	
94 Fluorene	4.00000	3.97521	1.37546	0.010	0.61976	25.00000	Quadratic	
95 4-Chlorophenyl-phenylether	0.59708	0.61996	0.61996	0.010	-3.83049	25.00000	Averaged	
96 4-Nitroaniline	0.32166	0.32777	0.32777	0.010	-1.89831	25.00000	Averaged	
98 4,6-Dinitro-2-methylphenol	0.11582	0.08518	0.08518	0.010	26.46030	25.00000	Averaged	<-
99 N-Nitrosodiphenylamine	0.54273	0.57481	0.57481	0.010	-5.91156	20.00000	Averaged	
100 1,2-Diphenylhydrazine	0.69203	0.74218	0.74218	0.010	-7.24783	25.00000	Averaged	
106 4-Bromophenyl-phenylether	0.20420	0.20944	0.20944	0.010	-2.56565	25.00000	Averaged	
107 Hexachlorobenzene	0.20941	0.21298	0.21298	0.010	-1.70422	25.00000	Averaged	
223 Atrazine	4.00000	3.26592	0.14860	0.010	18.35212	25.00000	Quadratic	
111 Pentachlorophenol	10.00000	8.70671	0.12921	0.025	12.93287	20.00000	Quadratic	
115 Phenanthrene	4.00000	3.96646	1.17589	0.010	0.83851	25.00000	Quadratic	
116 Anthracene	4.00000	3.98127	1.20733	0.010	0.46813	25.00000	Quadratic	
119 Carbazole	4.00000	3.96561	1.13666	0.010	0.85965	25.00000	Quadratic	
120 Di-n-Butylphthalate	4.00000	4.13264	1.35205	0.010	-3.31605	25.00000	Quadratic	
123 Fluoranthene	4.00000	3.86519	1.12484	0.010	3.37024	25.00000	Quadratic	
124 Benzidine	0.46479	0.33424	0.33424	0.010	28.08728	25.00000	Averaged	<-
125 Pyrene	4.00000	4.15602	1.63097	0.010	-3.90062	25.00000	Quadratic	
131 Butylbenzylphthalate	0.68089	0.69065	0.69065	0.010	-1.43397	25.00000	Averaged	
135 3,3'-Dichlorobenzidine	0.40176	0.39208	0.39208	0.010	2.41019	25.00000	Averaged	
136 Benzo(a)Anthracene	1.18715	1.28965	1.28965	0.010	-8.63426	25.00000	Averaged	
137 Chrysene	1.18846	1.25086	1.25086	0.010	-5.25006	25.00000	Averaged	
139 bis(2-ethylhexyl)Phthalate	4.00000	4.22288	0.97513	0.010	-5.57206	25.00000	Quadratic	
140 Di-n-octylphthalate	4.00000	4.46270	1.82458	0.010	-11.56750	20.00000	Quadratic	
141 Benzo(b)fluoranthene	1.51860	1.54301	1.54301	0.010	-1.60743	25.00000	Averaged	
142 Benzo(k)fluoranthene	1.66705	1.75045	1.75045	0.010	-5.00269	25.00000	Averaged	
143 7,12-dimethylbenz[a]anthrac	0.80161	0.77701	0.77701	0.010	3.06794	25.00000	Averaged	
146 Benzo(a)pyrene	1.27711	1.33837	1.33837	0.010	-4.79677	20.00000	Averaged	

Test America Pittsburgh

CONTINUING CALIBRATION COMPOUNDS

Instrument ID: 722.i Injection Date: 22-OCT-2009 07:11
Lab File ID: F10220C1.D Init. Cal. Date(s): 19-OCT-2009 19-OCT-2009
Analysis Type: Init. Cal. Times: 02:34 04:59
Lab Sample ID: sstd4 Quant Type: ISTD
Method: \\PITSVR06\d\chem\722.i\102209.b\LL.m

COMPOUND	RRF / AMOUNT	RF4	CCAL RRF4	MIN RRF	%D / %DRIFT	MAX %D / %DRIFT	CURVE TYPE
149 Indeno(1,2,3-cd)pyrene	1.49406	1.59551	1.59551	0.010	-6.79003	25.00000	Averaged
150 Dibenz(a,h)anthracene	4.00000	4.61524	1.27726	0.010	-15.38096	25.00000	Quadratic
151 Benzo(g,h,i)perylene	1.31008	1.42673	1.42673	0.010	-8.90419	25.00000	Averaged
$ 154 Nitrobenzene-d5	0.30576	0.31598	0.31598	0.010	-3.34442	25.00000	Averaged
$ 155 2-Fluorobiphenyl	4.00000	3.87369	1.24230	0.010	3.15769	25.00000	Quadratic
$ 156 Terphenyl-d14	0.89428	1.02312	1.02312	0.010	-14.40716	25.00000	Averaged
$ 157 Phenol-d5	1.36817	1.49242	1.49242	0.010	-9.08085	25.00000	Averaged
$ 158 2-Fluorophenol	1.05722	1.04867	1.04867	0.010	0.80885	25.00000	Averaged
$ 159 2,4,6-Tribromophenol	0.09633	0.09378	0.09378	0.010	2.64639	25.00000	Averaged
$ 186 2-Chlorophenol-d4	1.38039	1.44130	1.44130	0.010	-4.41238	25.00000	Averaged
$ 187 1,2-Dichlorobenzene-d4	0.99133	1.04411	1.04411	0.010	-5.32436	25.00000	Averaged

FORM 5
SEMIVOLATILE ORGANIC INSTRUMENT PERFORMANCE CHECK
DECAFLUOROTRIPHENYLPHOSPHINE (DFTPP)

Lab Name: TESTAMERICA PITTSBURGH Contract:

Lab Code: TA Case No.: SAS No.: SDG No.:

Lab File ID: F1023DF1 DFTPP Injection Date: 10/23/09

Instrument ID: 722 DFTPP Injection Time: 0305

m/e	ION ABUNDANCE CRITERIA	% RELATIVE ABUNDANCE
51	30.0 - 60.0% of mass 198	42.2
68	Less than 2.0% of mass 69	0.0 (0.0)1
69	Mass 69 relative abundance	45.5
70	Less than 2.0% of mass 69	0.2 (0.4)1
127	40.0 - 60.0% of mass 198	59.1
197	Less than 1.0% of mass 198	0.0
198	Base Peak, 100% relative abundance	100.0
199	5.0 to 9.0% of mass 198	6.7
275	10.0 - 30.0% of mass 198	25.0
365	Greater than 1.0% of mass 198	2.61
441	Present, but less than mass 443	10.5
442	40.0 - 100.0% of mass 198	59.8
443	17.0 - 23.0% of mass 442	11.9 (20.0)2

1-Value is % mass 69 2-Value is % mass 442

THIS CHECK APPLIES TO THE FOLLOWING SAMPLES, MS, MSD, BLANKS, AND STANDARDS:

	EPA SAMPLE NO.	LAB SAMPLE ID	LAB FILE ID	DATE ANALYZED	TIME ANALYZED
01	SSTD4	SSTD4	F10230C1	10/23/09	0321
02	SD-15-SS	LLXND1AE	F1023004	10/23/09	0446
03					
04					
05					
06					
07					
08					
09					
10					
11					
12					
13					
14					
15					
16					
17					
18					
19					
20					
21					
22					

Test America Pittsburgh

CONTINUING CALIBRATION COMPOUNDS

Instrument ID: 722.i Injection Date: 23-OCT-2009 03:21
Lab File ID: F10230C1.D Init. Cal. Date(s): 19-OCT-2009 19-OCT-2009
Analysis Type: Init. Cal. Times: 02:34 04:59
Lab Sample ID: sstd4 Quant Type: ISTD
Method: \\PITSVR06\d\chem\722.i\102309.b\LL.m

COMPOUND	RRF / AMOUNT	RF4	CCAL RRF4	MIN RRF	%D / %DRIFT	MAX %D / %DRIFT	CURVE TYPE	
198 1,4-Dioxane	0.37857	0.36512	0.36512	0.010	3.55252	25.00000	Averaged	
220 Benzaldehyde	4.00000	2.85124	0.46821	0.010	28.71893	25.00000	Quadratic	<-
10 N-Nitrosodimethylamine	0.50044	0.50850	0.50850	0.010	-1.61103	25.00000	Averaged	
9 Pyridine	0.89748	0.96913	0.96913	0.010	-7.98341	25.00000	Averaged	
16 Methyl methanesulfonate	4.00000	3.71416	0.50210	0.010	7.14608	25.00000	Quadratic	
21 Aniline	1.63887	1.64531	1.64531	0.010	-0.39341	25.00000	Averaged	
22 Phenol	4.00000	3.98538	1.70637	0.010	0.36556	25.00000	Quadratic	
23 bis(2-Chloroethyl)ether	1.14427	1.23992	1.23992	0.010	-8.35861	25.00000	Averaged	
24 2-Chlorophenol	1.40926	1.46805	1.46805	0.010	-4.17162	25.00000	Averaged	
26 1,3-Dichlorobenzene	1.64614	1.73395	1.73395	0.010	-5.33440	25.00000	Averaged	
27 1,4-Dichlorobenzene	1.67103	1.72711	1.72711	0.010	-3.35608	20.00000	Averaged	
28 1,2-Dichlorobenzene	4.00000	3.94132	1.70047	0.010	1.46702	25.00000	Quadratic	
227 Indene	1.98646	2.09582	2.09582	0.010	-5.50552	25.00000	Averaged	
29 Benzyl Alcohol	4.00000	2.74660	0.53873	0.010	31.33500	25.00000	Quadratic	<-
30 2-Methylphenol	4.00000	3.99078	1.29160	0.010	0.23050	25.00000	Quadratic	
31 2,2'-oxybis(1-Chloropropane	1.44775	1.61533	1.61533	0.010	-11.57566	25.00000	Averaged	
37 Acetophenone	1.80886	1.96228	1.96228	0.010	-8.48176	25.00000	Averaged	
32 N-Nitroso-di-n-propylamine	4.00000	4.06300	0.90192	0.050	-1.57489	25.00000	Quadratic	
192 4-Methylphenol	4.00000	3.93329	1.37676	0.010	1.66776	25.00000	Quadratic	
34 Hexachloroethane	0.63316	0.64023	0.64023	0.010	-1.11546	25.00000	Averaged	
35 Nitrobenzene	4.00000	3.84420	0.33242	0.010	3.89501	25.00000	Quadratic	
36 N-Nitrosopyrrolidine	0.62418	0.63131	0.63131	0.010	-1.14183	25.00000	Averaged	
41 Isophorone	0.52660	0.55891	0.55891	0.010	-6.13548	25.00000	Averaged	
42 2-Nitrophenol	0.19961	0.19644	0.19644	0.010	1.59202	20.00000	Averaged	
43 2,4-Dimethylphenol	0.32373	0.34263	0.34263	0.010	-5.83985	25.00000	Averaged	
44 bis(2-Chloroethoxy)methane	4.00000	3.95478	0.37211	0.010	1.13052	25.00000	Quadratic	
48 2,4-Dichlorophenol	0.30413	0.29563	0.29563	0.010	2.79443	20.00000	Averaged	
49 Benzoic Acid	10.00000	8.04394	0.09636	0.010	19.56057	25.00000	Quadratic	
50 1,2,4-Trichlorobenzene	0.33970	0.34210	0.34210	0.010	-0.70451	25.00000	Averaged	
51 Naphthalene	4.00000	3.86613	1.13019	0.010	3.34674	25.00000	Quadratic	
52 4-Chloroaniline	0.41549	0.42320	0.42320	0.010	-1.85551	25.00000	Averaged	
54 2,6-Dichlorophenol	0.28909	0.28377	0.28377	0.010	1.84078	25.00000	Averaged	
56 Hexachlorobutadiene	0.17951	0.17419	0.17419	0.010	2.95907	20.00000	Averaged	
221 Caprolactam	0.09661	0.09542	0.09542	0.010	1.23106	25.00000	Averaged	
59 4-Chloro-3-Methylphenol	0.29926	0.30364	0.30364	0.010	-1.46598	20.00000	Averaged	
62 2-Methylnaphthalene	4.00000	3.83268	0.75985	0.010	4.18299	25.00000	Quadratic	
205 1-Methylnaphthalene	4.00000	3.96311	0.82330	0.010	0.92234	25.00000	Quadratic	
64 Hexachlorocyclopentadiene	0.26262	0.22713	0.22713	0.050	13.51355	25.00000	Averaged	
65 1,2,4,5-Tetrachlorobenzene	0.50688	0.50976	0.50976	0.010	-0.56831	25.00000	Averaged	
66 2,4,6-Trichlorophenol	0.35035	0.31777	0.31777	0.010	9.29908	20.00000	Averaged	
67 2,4,5-Trichlorophenol	0.35657	0.33726	0.33726	0.010	5.41490	25.00000	Averaged	
222 1,1'-Biphenyl	4.00000	3.88920	1.59475	0.010	2.77002	25.00000	Quadratic	

Test America Pittsburgh

CONTINUING CALIBRATION COMPOUNDS

Instrument ID: 722.i Injection Date: 23-OCT-2009 03:21
Lab File ID: F10230C1.D Init. Cal. Date(s): 19-OCT-2009 19-OCT-2009
Analysis Type: Init. Cal. Times: 02:34 04:59
Lab Sample ID: sstd4 Quant Type: ISTD
Method: \\PITSVR06\d\chem\722.i\102309.b\LL.m

COMPOUND	RRF / AMOUNT	RF4	CCAL RRF4	MIN RRF	%D / %DRIFT	MAX %D / %DRIFT	CURVE TYPE	
70 2-Chloronaphthalene	4.00000	3.87207	1.16114	0.010	3.19814	25.00000	Quadratic	
73 2-Nitroaniline	0.27369	0.28515	0.28515	0.010	-4.18867	25.00000	Averaged	
76 Dimethylphthalate	1.15979	1.23489	1.23489	0.010	-6.47536	25.00000	Averaged	
78 2,6-Dinitrotoluene	0.27293	0.25860	0.25860	0.010	5.25006	25.00000	Averaged	
79 Acenaphthylene	4.00000	3.88994	1.81173	0.010	2.75144	25.00000	Quadratic	
81 3-Nitroaniline	0.31781	0.31610	0.31610	0.010	0.53743	25.00000	Averaged	
82 Acenaphthene	4.00000	3.94173	1.22150	0.010	1.45686	25.00000	Quadratic	
83 2,4-Dinitrophenol	10.00000	10.61066	0.07145	0.050	-6.10661	25.00000	Quadratic	
85 4-Nitrophenol	0.14761	0.13996	0.13996	0.050	5.18314	25.00000	Averaged	
86 Dibenzofuran	4.00000	3.89605	1.68882	0.010	2.59884	25.00000	Quadratic	
87 2,4-Dinitrotoluene	0.36821	0.37251	0.37251	0.010	-1.16664	25.00000	Averaged	
91 2,3,5,6-Tetrachlorophenol	0.31940	0.26988	0.26988	0.010	15.50392	25.00000	Averaged	
88 2,3,4,6-Tetrachlorophenol	0.32172	0.29945	0.29945	0.010	6.92209	25.00000	Averaged	
92 2-Naphthylamine	4.00000	2.75510	0.52100	0.010	31.12255	25.00000	Quadratic	<-
93 Diethylphthalate	4.00000	3.93634	1.23957	0.010	1.59148	25.00000	Quadratic	
94 Fluorene	4.00000	3.97569	1.37561	0.010	0.60771	25.00000	Quadratic	
95 4-Chlorophenyl-phenylether	0.59708	0.61094	0.61094	0.010	-2.31986	25.00000	Averaged	
96 4-Nitroaniline	0.32166	0.34095	0.34095	0.010	-5.99627	25.00000	Averaged	
98 4,6-Dinitro-2-methylphenol	0.11582	0.10235	0.10235	0.010	11.63082	25.00000	Averaged	
99 N-Nitrosodiphenylamine	0.54273	0.55530	0.55530	0.010	-2.31616	20.00000	Averaged	
100 1,2-Diphenylhydrazine	0.69203	0.73352	0.73352	0.010	-5.99549	25.00000	Averaged	
106 4-Bromophenyl-phenylether	0.20420	0.19481	0.19481	0.010	4.59784	25.00000	Averaged	
107 Hexachlorobenzene	0.20941	0.20473	0.20473	0.010	2.23423	25.00000	Averaged	
223 Atrazine	4.00000	2.98841	0.12941	0.010	25.28981	25.00000	Quadratic	<-
111 Pentachlorophenol	10.00000	8.69725	0.12908	0.025	13.02747	20.00000	Quadratic	
115 Phenanthrene	4.00000	3.88645	1.15534	0.010	2.83869	25.00000	Quadratic	
116 Anthracene	4.00000	3.85930	1.17178	0.010	3.51757	25.00000	Quadratic	
119 Carbazole	4.00000	3.97867	1.14015	0.010	0.53329	25.00000	Quadratic	
120 Di-n-Butylphthalate	4.00000	3.85384	1.25680	0.010	3.65409	25.00000	Quadratic	
123 Fluoranthene	4.00000	3.93410	1.14510	0.010	1.64754	25.00000	Quadratic	
124 Benzidine	0.46479	0.35949	0.35949	0.010	22.65604	25.00000	Averaged	
125 Pyrene	4.00000	3.77631	1.48164	0.010	5.59231	25.00000	Quadratic	
131 Butylbenzylphthalate	0.68089	0.73029	0.73029	0.010	-7.25525	25.00000	Averaged	
135 3,3'-Dichlorobenzidine	0.40176	0.42225	0.42225	0.010	-5.09923	25.00000	Averaged	
136 Benzo(a)Anthracene	1.18715	1.24963	1.24963	0.010	-5.26308	25.00000	Averaged	
137 Chrysene	1.18846	1.25194	1.25194	0.010	-5.34086	25.00000	Averaged	
139 bis(2-ethylhexyl)Phthalate	4.00000	4.31741	0.99844	0.010	-7.93523	25.00000	Quadratic	
140 Di-n-octylphthalate	4.00000	4.53423	1.86003	0.010	-13.35585	20.00000	Quadratic	
141 Benzo(b)fluoranthene	1.51860	1.56671	1.56671	0.010	-3.16780	25.00000	Averaged	
142 Benzo(k)fluoranthene	1.66705	1.58883	1.58883	0.010	4.69215	25.00000	Averaged	
143 7,12-dimethylbenz[a]anthrac	0.80161	0.78354	0.78354	0.010	2.25374	25.00000	Averaged	
146 Benzo(a)pyrene	1.27711	1.36061	1.36061	0.010	-6.53830	20.00000	Averaged	

Test America Pittsburgh

CONTINUING CALIBRATION COMPOUNDS

Instrument ID: 722.i
Lab File ID: F10230C1.D
Analysis Type:
Lab Sample ID: sstd4
Method: \\PITSVR06\d\chem\722.i\102309.b\LL.m

Injection Date: 23-OCT-2009 03:21
Init. Cal. Date(s): 19-OCT-2009 19-OCT-2009
Init. Cal. Times: 02:34 04:59
Quant Type: ISTD

COMPOUND	RRF / AMOUNT	RF4	CCAL RRF4	MIN RRF	%D / %DRIFT	MAX %D / %DRIFT	CURVE TYPE
149 Indeno(1,2,3-cd)pyrene	1.49406	1.53727	1.53727	0.010	-2.89152	25.00000	Averaged
150 Dibenz(a,h)anthracene	4.00000	4.42485	1.22130	0.010	-10.62131	25.00000	Quadratic
151 Benzo(g,h,i)perylene	1.31008	1.39398	1.39398	0.010	-6.40458	25.00000	Averaged
$ 154 Nitrobenzene-d5	0.30576	0.30817	0.30817	0.010	-0.78948	25.00000	Averaged
$ 155 2-Fluorobiphenyl	4.00000	3.94660	1.26312	0.010	1.33508	25.00000	Quadratic
$ 156 Terphenyl-d14	0.89428	0.89265	0.89265	0.010	0.18283	25.00000	Averaged
$ 157 Phenol-d5	1.36817	1.46664	1.46664	0.010	-7.19668	25.00000	Averaged
$ 158 2-Fluorophenol	1.05722	1.07266	1.07266	0.010	-1.45979	25.00000	Averaged
$ 159 2,4,6-Tribromophenol	0.09633	0.08681	0.08681	0.010	9.87870	25.00000	Averaged
$ 186 2-Chlorophenol-d4	1.38039	1.42182	1.42182	0.010	-3.00157	25.00000	Averaged
$ 187 1,2-Dichlorobenzene-d4	0.99133	1.03875	1.03875	0.010	-4.78339	25.00000	Averaged

SW846 8270C SURROGATE RECOVERY

Lab Name: TestAmerica Laboratories, Inc. Client: Tetra Tech NUS, Inc

Lab Code: TALPIT SDG No:

Lot #: C9J020291

Extraction: XXA4FQL01

	CLIENT ID.	SRG01	SRG02	SRG03	SRG04	SRG05	SRG06	TOT OUT
01	SD-07-01	65	73	67	65	69	69	00
02	SD-07-02	56	63	63	63	66	65	00
03	SD-08-SS	64	57	60	56	59	63	00
04	SD-08-01	71	60	59	58	59	70	00
05	SD-08-02	68	60	55	53	53	64	00
06	SD-08-02	76	58	59	58	60	72	00
07	SD-02-SS	48	47	47	47	43	46	00
08	SD-02-01	69	62	59	61	59	68	00
09	SD-02-02	67	54	50	51	51	61	00
10	SD-03-SS	75	71	65	66	63	71	00
11	SD-4-SS	66	68	63	63	65	71	00
12	SD-4-01	57	63	55	56	59	63	00
13	SD-4-02	53	62	57	59	58	58	00
14	SD-05-SS	37	45	44	45	43	46	00
15	SD-05-01	48	57	55	56	55	59	00
16	SD-05-02	45	52	50	52	50	53	00
17	SD-01-SS	53	72	64	68	66	66	00
18	SD-01-01	58	59	57	60	56	66	00
19	SD-01-02	54	69	71	70	70	67	00
20	SD-07-SS	54	63	60	60	61	66	00
21	SD-03-01	76	68	65	64	63	75	00
22	SD-03-01	61	53	51	50	51	58	00
23	SD-03-02	68	68	67	70	63	65	00
24	SD-10-SS	57	57	59	57	59	55	00
25	SD-10-01	52	48	48	48	49	53	00
26	SD-10-02	39	39	39	38	39	44	00
27	SD-13-SS	54	50	50	49	50	58	00

\# Column to be used to flag recovery values
* Values outside of required QC Limits
D System monitoring Compound diluted out

FORM II

SW846 8270C SURROGATE RECOVERY

Lab Name: TestAmerica Laboratories, Inc. Client: Tetra Tech NUS, Inc

Lab Code: TALPIT SDG No:

Lot #: C9J020291

Extraction: XXA4FQL01

	CLIENT ID.	SRG01	SRG02	SRG03	SRG04	SRG05	SRG06	TOT OUT
01	SD-13-01	68	60	58	59	58	68	00
02	SD-13-02	88	75	71	70	73	91	00
03	SD-12-SS	59	54	55	53	53	58	00
04	SD-12-01	58	59	56	57	54	58	00
05	SD-12-02	69	68	65	64	61	70	00
06	SD-11-SS	55	54	42	42	47	67	00
07	SD-11-01	56	57	46	46	48	75	00
08	SD-11-02	37	50	53	47	60	60	00
09	SD-06-SS	43	61	51	51	54	62	00
10	SD-06-01	38	73	60	63	64	54	00
11	SD-06-02	47	68	63	66	64	75	00
12	SD-09-SS	39	61	49	53	53	56	00
13	SD-09-01	51	82	65	69	70	77	00
14	SD-09-02	36	77	66	70	67	58	00
15	SD-09-SS	52	68	65	63	70	80	00
16	SD-15-SS	43	50	51	51	52	47	00
17	SD-15-01	42	83	74	79	72	81	00
18	SD-14-SS	62	75	68	71	74	83	00
19	SD-14-01	48	56	56	57	56	60	00
20	SD-14-02	51	55	57	59	57	67	00
21	SD-05-SS	56	61	56	58	56	61	00
22	METHOD BLK. LL2CM1AA	85	72	84	82	80	79	00
23	METHOD BLK. LMED01AA	85	84	79	78	81	84	00
24	METHOD BLK. LMJE81AA	81	80	81	81	80	90	00
25	LCS LL2CM1AC	87	77	81	85	77	84	00
26	LCS LMED01AC	78	73	68	70	68	70	00
27	LCS LMJE81AC	95	94	83	86	78	92	00

\# Column to be used to flag recovery values
* Values outside of required QC Limits
D System monitoring Compound diluted out

FORM II

SW846 8270C SURROGATE RECOVERY

Lab Name: TestAmerica Laboratories, Inc. Client: Tetra Tech NUS, Inc

Lab Code: TALPIT SDG No:

Lot #: C9J020291

Extraction: XXA4FQL01

	CLIENT ID.	SRG01	SRG02	SRG03	SRG04	SRG05	SRG06	TOT OUT
01	SD-07-02 D	59	66	58	60	62	61	00
02	SD-08-SS D	89	84	77	78	78	85	00
03	SD-11-SS D	35	37	32 *	34	33	43	01
04	SD-07-02 S	66	65	56	58	59	68	00
05	SD-08-SS S	101	87	87	84	87	90	00
06	SD-11-SS S	53	56	50	53	52	60	00

SURROGATES		QC LIMITS
SRG01	= 2,4,6-Tribromophenol	(35-124)
SRG02	= 2-Fluorobiphenyl	(35-105)
SRG03	= 2-Fluorophenol	(39-103)
SRG04	= Nitrobenzene-d5	(25-104)
SRG05	= Phenol-d5	(25-105)
SRG06	= Terphenyl-d14	(25-127)

\# Column to be used to flag recovery values
* Values outside of required QC Limits
D System monitoring Compound diluted out

FORM II

SW846 8270C CHECK SAMPLE RECOVERY

Lab Name: TestAmerica Laboratories, Inc. Client: Tetra Tech NUS, Inc

Lab Code: TALPIT SDG No:

Lot #: C9J060000 WO #: LL2CM1AC
BATCH: 9279107

COMPOUND	SPIKE ADDED (ug/kg)	SAMPLE CONCENT. (ug/kg)	% REC	QC LIMITS REC	QUAL
1,2,4-Trichlorobenzene	3330	2360	71	43 - 100	
1,4-Dichlorobenzene	3330	2240	67	35 - 99	
2,4-Dinitrotoluene	3330	2750	82	45 - 124	
2-Chlorophenol	3330	2330	70	40 - 101	
4-Chloro-3-methylphenol	3330	2700	81	47 - 109	
4-Nitrophenol	3330	2560	77	36 - 127	
Acenaphthene	3330	2400	72	47 - 104	
N-Nitrosodi-n-propylamine	3330	2690	81	42 - 107	
Pentachlorophenol	3330	2930	88	17 - 122	
Phenol	3330	2200	66	41 - 102	
Pyrene	3330	2440	73	41 - 115	
Butyl benzyl phthalate	3330	2600	78	41 - 118	
4-Bromophenyl phenyl ethe	3330	2400	72	47 - 110	
4-Methylphenol	6670	4750	71	42 - 105	
Hexachloroethane	3330	2260	68	37 - 97	
Naphthalene	3330	2670	80	43 - 100	

NOTES(S):

* Values outside of QC limits

Spike Recovery: 0 out of 16 outside limits

COMMENTS:

FORM III

SW846 8270C CHECK SAMPLE RECOVERY

Lab Name: TestAmerica Laboratories, Inc. Client: Tetra Tech NUS, Inc

Lab Code: TALPIT SDG No:

Lot #: C9J120000 WO #: LMED01AC
BATCH: 9285068

COMPOUND	SPIKE ADDED (ug/kg)	SAMPLE CONCENT. (ug/kg)	% REC	QC LIMITS REC	QUAL
1,2,4-Trichlorobenzene	3330	2240	67	43 - 100	
1,4-Dichlorobenzene	3330	2100	63	35 - 99	
2,4-Dinitrotoluene	3330	2120	64	45 - 124	
2-Chlorophenol	3330	2060	62	40 - 101	
4-Chloro-3-methylphenol	3330	2100	63	47 - 109	
4-Nitrophenol	3330	2090	63	36 - 127	
Acenaphthene	3330	2210	66	47 - 104	
N-Nitrosodi-n-propylamine	3330	2030	61	42 - 107	
Pentachlorophenol	3330	2120	63	17 - 122	
Phenol	3330	2080	62	41 - 102	
Pyrene	3330	2230	67	41 - 115	
Butyl benzyl phthalate	3330	2120	64	41 - 118	
4-Bromophenyl phenyl ethe	3330	2300	69	47 - 110	
4-Methylphenol	6670	4050	61	42 - 105	
Hexachloroethane	3330	2030	61	37 - 97	
Naphthalene	3330	2250	68	43 - 100	

NOTES(S):

* Values outside of QC limits

Spike Recovery: 0 out of 16 outside limits

COMMENTS:

FORM III

SW846 8270C CHECK SAMPLE RECOVERY

Lab Name: TestAmerica Laboratories, Inc. Client: Tetra Tech NUS, Inc

Lab Code: TALPIT SDG No:

Lot #: C9J140000 WO #: LMJE81AC
BATCH: 9287197

COMPOUND	SPIKE ADDED (ug/kg)	SAMPLE CONCENT. (ug/kg)	% REC	QC LIMITS REC	QUAL
1,2,4-Trichlorobenzene	3330	2520	75	43 - 100	
1,4-Dichlorobenzene	3330	2480	74	35 - 99	
2,4-Dinitrotoluene	3330	2640	79	45 - 124	
2-Chlorophenol	3330	2460	74	40 - 101	
4-Chloro-3-methylphenol	3330	2420	73	47 - 109	
4-Nitrophenol	3330	2380	71	36 - 127	
Acenaphthene	3330	2730	82	47 - 104	
N-Nitrosodi-n-propylamine	3330	2780	83	42 - 107	
Pentachlorophenol	3330	2770	83	17 - 122	
Phenol	3330	2540	76	41 - 102	
Pyrene	3330	2990	90	41 - 115	
Butyl benzyl phthalate	3330	2300	69	41 - 118	
4-Bromophenyl phenyl ethe	3330	2710	81	47 - 110	
4-Methylphenol	6670	5480	82	42 - 105	
Hexachloroethane	3330	2560	77	37 - 97	
Naphthalene	3330	2750	82	43 - 100	

NOTES(S):

* Values outside of QC limits

Spike Recovery: 0 out of 16 outside limits

COMMENTS:

FORM III

SW846 8270C MATRIX SPIKE/MATRIX SPIKE DUPLICATE RECOVERY

Lab Name: TestAmerica Laboratories, Inc. Client: Tetra Tech NUS, Inc

Lab Code: TALPIT SDG No:

Matrix Spike ID: SD-07-02 Level: (low/med) LOW

Lot #: C9J020291 WO #: LLXLG1A2
BATCH: 9279107

COMPOUND	SPIKE ADDED (ug/kg)	SAMPLE CONCENT. (ug/kg)	MS CONCENT. (ug/kg)	MS % REC	LIMITS REC	QUAL
1,2,4-Trichlorobenzene	6420	ND	3400	53	43 - 100	
1,4-Dichlorobenzene	6420	ND	3070	48	35 - 99	
2,4-Dinitrotoluene	6420	ND	4110	64	45 - 124	
2-Chlorophenol	6420	ND	3470	54	40 - 101	
4-Chloro-3-methylphenol	6420	ND	3990	62	47 - 109	
4-Nitrophenol	6420	ND	3650	56	36 - 127	
Acenaphthene	6420	ND	4020	63	47 - 104	
N-Nitrosodi-n-propylamine	6420	ND	3830	60	42 - 107	
Pentachlorophenol	6420	ND	3600	56	17 - 122	
Phenol	6420	ND	3610	56	41 - 102	
Pyrene	6420	ND	3960	62	41 - 115	
Butyl benzyl phthalate	6420	ND	4360	68	41 - 118	
4-Bromophenyl phenyl ethe	6420	ND	4000	62	47 - 110	
4-Methylphenol	12800	ND	8010	62	42 - 105	
Hexachloroethane	6420	ND	3080	48	37 - 97	
Naphthalene	6420	ND	3400	53	43 - 100	

NOTES(S):

Results and reporting limits have been adjusted for dry weight.

Column to be used to flag recovery and RPD values with an asterisk
* Values outside of QC limits

RPD: 0 out of 0 outside limits
Spike Recovery: 0 out of 16 outside limits

COMMENTS:

FORM III

SW846 8270C MATRIX SPIKE/MATRIX SPIKE DUPLICATE RECOVERY

Lab Name: TestAmerica Laboratories, Inc. Client: Tetra Tech NUS, Inc

Lab Code: TALPIT SDG No:

Matrix Spike ID: SD-07-02 Level:(low/med) LOW

Lot #: C9J020291 WO #: LLXLG1A3
BATCH: 9279107

COMPOUND	SPIKE ADDED (ug/kg)	MSD CONCENT. (ug/kg)	MSD % REC	% RPD	QC LIMITS RPD	QC LIMITS REC	QUAL
1,2,4-Trichlorobenzene	6420	3570	56	4.8	36	43 - 100	
1,4-Dichlorobenzene	6420	3460	54	12	49	35 - 99	
2,4-Dinitrotoluene	6420	4080	64	0.58	41	45 - 124	
2-Chlorophenol	6420	3760	59	8.1	42	40 - 101	
4-Chloro-3-methylphenol	6420	3950	62	1.1	36	47 - 109	
4-Nitrophenol	6420	3620	55	0.87	43	36 - 127	
Acenaphthene	6420	4240	66	5.4	40	47 - 104	
N-Nitrosodi-n-propylamine	6420	4140	65	7.8	43	42 - 107	
Pentachlorophenol	6420	3440	54	4.4	52	17 - 122	
Phenol	6420	3920	61	8.2	39	41 - 102	
Pyrene	6420	3770	59	4.8	43	41 - 115	
Butyl benzyl phthalate	6420	4230	66	3.0	41	41 - 118	
4-Bromophenyl phenyl ethe	6420	3990	62	0.12	46	47 - 110	
4-Methylphenol	12800	8790	69	9.2	43	42 - 105	
Hexachloroethane	6420	3410	53	10	48	37 - 97	
Naphthalene	6420	3560	55	4.6	32	43 - 100	

NOTES(S):

Results and reporting limits have been adjusted for dry weight.

Column to be used to flag recovery and RPD values with an asterisk
* Values outside of QC limits

RPD: 0 out of 16 outside limits
Spike Recovery: 0 out of 16 outside limits

COMMENTS:

FORM III

SW846 8270C MATRIX SPIKE/MATRIX SPIKE DUPLICATE RECOVERY

Lab Name: TestAmerica Laboratories, Inc. Client: Tetra Tech NUS, Inc

Lab Code: TALPIT SDG No:

Matrix Spike ID: SD-08-SS Level: (low/med) LOW

Lot #: C9J020291 WO #: LLXLH1A4
BATCH: 9285068

COMPOUND	SPIKE ADDED (ug/kg)	SAMPLE CONCENT. (ug/kg)	MS CONCENT. (ug/kg)	MS % REC	LIMITS REC	QUAL
1,2,4-Trichlorobenzene	7200	ND	5260	73	43 - 100	
1,4-Dichlorobenzene	7200	ND	4960	69	35 - 99	
2,4-Dinitrotoluene	7200	ND	5640	78	45 - 124	
2-Chlorophenol	7200	ND	5380	75	40 - 101	
4-Chloro-3-methylphenol	7200	ND	5450	76	47 - 109	
4-Nitrophenol	7200	ND	5210	72	36 - 127	
Acenaphthene	7200	ND	5800	81	47 - 104	
N-Nitrosodi-n-propylamine	7200	ND	5700	79	42 - 107	
Pentachlorophenol	7200	ND	5050	70	17 - 122	
Phenol	7200	ND	5450	76	41 - 102	
Pyrene	7200	100	5930	81	41 - 115	
Butyl benzyl phthalate	7200	ND	5600	77	41 - 118	
4-Bromophenyl phenyl ethe	7200	ND	5980	83	47 - 110	
4-Methylphenol	14400	ND	11400	79	42 - 105	
Hexachloroethane	7200	ND	4950	69	37 - 97	
Naphthalene	7200	ND	5550	77	43 - 100	

NOTES (S) :

Results and reporting limits have been adjusted for dry weight.

Column to be used to flag recovery and RPD values with an asterisk
* Values outside of QC limits

RPD: 0 out of 0 outside limits
Spike Recovery: 0 out of 16 outside limits

COMMENTS:

FORM III

SW846 8270C MATRIX SPIKE/MATRIX SPIKE DUPLICATE RECOVERY

Lab Name: TestAmerica Laboratories, Inc. Client: Tetra Tech NUS, Inc

Lab Code: TALPIT SDG No:

Matrix Spike ID: SD-08-SS Level: (low/med) LOW

Lot #: C9J020291 WO #: LLXLH1A5
BATCH: 9285068

COMPOUND	SPIKE ADDED (ug/kg)	MSD CONCENT. (ug/kg)	MSD % REC	% RPD		QC LIMITS RPD	QC LIMITS REC	QUAL
1,2,4-Trichlorobenzene	7200	5070	70	3.7		36	43 - 100	
1,4-Dichlorobenzene	7200	4810	67	3.2		49	35 - 99	
2,4-Dinitrotoluene	7200	5420	75	4.0		41	45 - 124	
2-Chlorophenol	7200	5010	70	7.0		42	40 - 101	
4-Chloro-3-methylphenol	7200	4870	68	11		36	47 - 109	
4-Nitrophenol	7200	5330	74	2.3		43	36 - 127	
Acenaphthene	7200	5230	73	10		40	47 - 104	
N-Nitrosodi-n-propylamine	7200	5020	70	13		43	42 - 107	
Pentachlorophenol	7200	4500	63	12		52	17 - 122	
Phenol	7200	5130	71	6.1		39	41 - 102	
Pyrene	7200	5540	76	6.8		43	41 - 115	
Butyl benzyl phthalate	7200	5340	73	4.8		41	41 - 118	
4-Bromophenyl phenyl ethe	7200	5260	73	13		46	47 - 110	
4-Methylphenol	14400	10500	73	8.0		43	42 - 105	
Hexachloroethane	7200	4490	62	9.7		48	37 - 97	
Naphthalene	7200	5240	73	5.7		32	43 - 100	

NOTES (S) :

Results and reporting limits have been adjusted for dry weight.

Column to be used to flag recovery and RPD values with an asterisk
* Values outside of QC limits

RPD: 0 out of 16 outside limits
Spike Recovery: 0 out of 16 outside limits

COMMENTS:

FORM III

SW846 8270C MATRIX SPIKE/MATRIX SPIKE DUPLICATE RECOVERY

Lab Name: TestAmerica Laboratories, Inc. Client: Tetra Tech NUS, Inc

Lab Code: TALPIT SDG No:

Matrix Spike ID: SD-11-SS Level: (low/med) LOW

Lot #: C9J020291 WO #: LLXM01A4
BATCH: 9287197

COMPOUND	SPIKE ADDED (ug/kg)	SAMPLE CONCENT. (ug/kg)	MS CONCENT. (ug/kg)	MS % REC	LIMITS REC	QUAL
1,2,4-Trichlorobenzene	11000	ND	5120	47	43 - 100	
1,4-Dichlorobenzene	11000	ND	4640	42	35 - 99	
2,4-Dinitrotoluene	11000	ND	6470	59	45 - 124	
2-Chlorophenol	11000	ND	5080	46	40 - 101	
4-Chloro-3-methylphenol	11000	ND	5910	54	47 - 109	
4-Nitrophenol	11000	ND	5300	48	36 - 127	
Acenaphthene	11000	ND	6050	55	47 - 104	
N-Nitrosodi-n-propylamine	11000	ND	5540	50	42 - 107	
Pentachlorophenol	11000	ND	3340	30	17 - 122	
Phenol	11000	ND	5180	47	41 - 102	
Pyrene	11000	380	6350	54	41 - 115	
Butyl benzyl phthalate	11000	ND	6800	61	41 - 118	
4-Bromophenyl phenyl ethe	11000	ND	6290	57	47 - 110	
4-Methylphenol	22000	ND	11300	51	42 - 105	
Hexachloroethane	11000	ND	4060	37	37 - 97	
Naphthalene	11000	230	5190	45	43 - 100	

NOTES(S):

Results and reporting limits have been adjusted for dry weight.

Column to be used to flag recovery and RPD values with an asterisk
* Values outside of QC limits

RPD: 0 out of 0 outside limits
Spike Recovery: 0 out of 16 outside limits

COMMENTS:

FORM III

SW846 8270C MATRIX SPIKE/MATRIX SPIKE DUPLICATE RECOVERY

Lab Name: TestAmerica Laboratories, Inc. Client: Tetra Tech NUS, Inc

Lab Code: TALPIT SDG No:

Matrix Spike ID: SD-11-SS Level: (low/med) LOW

Lot #: C9J020291 WO #: LLXM01A5
BATCH: 9287197

COMPOUND	SPIKE ADDED (ug/kg)	MSD CONCENT. (ug/kg)	MSD % REC	% RPD		QC LIMITS RPD	QC LIMITS REC	QUAL
1,2,4-Trichlorobenzene	11000	3780	34*	30		36	43 - 100	a
1,4-Dichlorobenzene	11000	3580	33*	26		49	35 - 99	a
2,4-Dinitrotoluene	11000	5070	46	24		41	45 - 124	
2-Chlorophenol	11000	3810	35*	29		42	40 - 101	a
4-Chloro-3-methylphenol	11000	4350	40*	30		36	47 - 109	a
4-Nitrophenol	11000	3830	35*	32		43	36 - 127	a
Acenaphthene	11000	4530	41*	29		40	47 - 104	a
N-Nitrosodi-n-propylamine	11000	4200	38*	28		43	42 - 107	a
Pentachlorophenol	11000	1560	14*	73	*	52	17 - 122	a p
Phenol	11000	3800	35*	31		39	41 - 102	a
Pyrene	11000	4800	40*	28		43	41 - 115	a
Butyl benzyl phthalate	11000	5280	48	25		41	41 - 118	
4-Bromophenyl phenyl ethe	11000	4880	44*	25		46	47 - 110	a
4-Methylphenol	22000	8290	38*	31		43	42 - 105	a
Hexachloroethane	11000	3100	28*	27		48	37 - 97	a
Naphthalene	11000	3760	32*	32		32	43 - 100	a

NOTES (S):

a Spiked analyte recovery is outside stated control limits.

Results and reporting limits have been adjusted for dry weight.

p Relative percent difference (RPD) is outside stated control limits.

Column to be used to flag recovery and RPD values with an asterisk
* Values outside of QC limits

RPD: 1 out of 16 outside limits
Spike Recovery: 14 out of 16 outside limits

COMMENTS:

FORM III

8D
PESTICIDE ANALYTICAL SEQUENCE

Lab Name: TESTAMERICA PITTSBURGH Contract:

Lab Code: TA Case No.: SAS No.: 40325 SDG No.: SDGA05064

GC Column: MR-1 ID: 0.53 (mm) Init. Calib. Date(s): 09/17/09 09/17/09

Instrument ID: GC10

THE ANALYTICAL SEQUENCE OF PERFORMANCE EVALUATION MIXTURES, BLANKS, SAMPLES, AND STANDARDS IS GIVEN BELOW:

			MEAN SURROGATE RT FROM INITIAL CALIBRATION			
	EPA SAMPLE NO.	LAB SAMPLE ID	DATE ANALYZED	TIME ANALYZED	RT #	RT #
01		M1242	09/17/09	1144		
02		M1242	09/17/09	1208		
03		M1242	09/17/09	1232		
04		M1242	09/17/09	1256		
05		M1242	09/17/09	1320		
06		M2154	09/17/09	1343		
07		M1232	09/17/09	1407		
08		M1248	09/17/09	1431		
09		M1262	09/17/09	1455		
10		M1268	09/17/09	1519		
11		XL1660	09/17/09	1543		
12		L1660	09/17/09	1606		
13		ML1660	09/17/09	1630		
14		M1660	09/17/09	1654		
15		MH1660	09/17/09	1718		
16		H1660	09/17/09	1742		
17		XH1660	09/17/09	1806		
18		2ND2154	09/17/09	1830		
19		2ND1232	09/17/09	1854		
20		2ND1242	09/17/09	1918		
21		2ND1248	09/17/09	1941		
22		2ND1262	09/17/09	2005		
23		2ND1268	09/17/09	2029		
24		2ND1660	09/17/09	2053		
25						
26						
27						
28						
29						
30						
31						
32						

QC LIMITS

Column used to flag retention time values with an asterisk.
* Values outside of QC limits.

8D
PESTICIDE ANALYTICAL SEQUENCE

Lab Name: TESTAMERICA PITTSBURGH Contract:

Lab Code: TA Case No.: SAS No.: 40325 SDG No.: SDGA05064

GC Column: MR-1 ID: 0.53 (mm) Init. Calib. Date(s): 09/17/09 09/17/09

Instrument ID: GC10

THE ANALYTICAL SEQUENCE OF PERFORMANCE EVALUATION MIXTURES, BLANKS, SAMPLES, AND STANDARDS IS GIVEN BELOW:

	MEAN SURROGATE RT FROM INITIAL CALIBRATION					
	EPA SAMPLE NO.	LAB SAMPLE ID	DATE ANALYZED	TIME ANALYZED	RT #	RT #
01		M2154	10/05/09	1141		
02		M1232	10/05/09	1205		
03		M1242	10/05/09	1228		
04		M1248	10/05/09	1252		
05		M1262	10/05/09	1316		
06		M1268	10/05/09	1340		
07		M1660	10/05/09	1404		
08						
09						
10						
11						
12						
13						
14						
15						
16						
17						
18						
19						
20						
21						
22						
23						
24						
25						
26						
27						
28						
29						
30						
31						
32						

QC LIMITS

Column used to flag retention time values with an asterisk.
* Values outside of QC limits.

8D
PESTICIDE ANALYTICAL SEQUENCE

Lab Name: TESTAMERICA PITTSBURGH Contract:

Lab Code: TA Case No.: SAS No.: 40325 SDG No.: C9J020291

GC Column: MR-1 ID: 0.53 (mm) Init. Calib. Date(s): 09/17/09 09/17/09

Instrument ID: GC10

THE ANALYTICAL SEQUENCE OF PERFORMANCE EVALUATION MIXTURES, BLANKS, SAMPLES, AND STANDARDS IS GIVEN BELOW:

		MEAN SURROGATE RT FROM INITIAL CALIBRATION TCX: 4.78 DCB: 13.21					
	EPA SAMPLE NO.	LAB SAMPLE ID	DATE ANALYZED	TIME ANALYZED	TCX RT #	DCB RT #
01		M1660	10/07/09	1408	4.78	13.21
02	SD-07-01	LLXLA1AA	10/07/09	1432	4.78	13.22
03	SD-07-01 MS	LLXLA1A2	10/07/09	1456	4.78	13.22
04	SD-07-01 MSD	LLXLA1A3	10/07/09	1520	4.79	13.22
05	SD-07-02	LLXLG1AD	10/07/09	1544	4.78	13.22
06	SD-4-SS	LLXLX1AD	10/07/09	1608	4.78	13.22
07	SD-4-01	LLXL01AD	10/07/09	1632	4.79	13.22
08	SD-4-02	LLXL11AD	10/07/09	1656	4.78	13.22
09	SD-05-SS	LLXL21AD	10/07/09	1719	4.78	13.22
10	SD-05-01	LLXL31AD	10/07/09	1743	4.78	13.22
11	SD-05-02	LLXL51AD	10/07/09	1807	4.79	13.22
12	SD-01-SS	LLXL61AD	10/07/09	1831	4.78	13.22
13	SD-01-01	LLXL81AD	10/07/09	1855	4.78	13.22
14	SD-01-02	LLXMA1AD	10/07/09	1919	4.79	13.22
15	SD-07-SS	LLXMC1AD	10/07/09	1943	4.79	13.22
16	SD-05-SS	LLXNL1AD	10/07/09	2006	4.78	13.22
17	PBLK9053	LL18C1AA	10/07/09	2054	4.78	13.22
18	LCS9053	LL18C1AC	10/07/09	2118	4.78	13.22
19		MH1660	10/07/09	2142	4.78	13.22
20						
21						
22						
23						
24						
25						
26						
27						
28						
29						
30						
31						
32						

QC LIMITS

TCX = Tetrachloro-m-xylene (+/- 0.05 MINUTES)
DCB = Decachlorobiphenyl (+/- 0.07 MINUTES)

Column used to flag retention time values with an asterisk.
* Values outside of QC limits.

8D
PESTICIDE ANALYTICAL SEQUENCE

Lab Name: TESTAMERICA PITTSBURGH Contract:

Lab Code: TA Case No.: SAS No.: 40325 SDG No.: SDGA05064

GC Column: MR-1 ID: 0.53 (mm) Init. Calib. Date(s): 09/17/09 09/17/09

Instrument ID: GC10

THE ANALYTICAL SEQUENCE OF PERFORMANCE EVALUATION MIXTURES, BLANKS, SAMPLES, AND STANDARDS IS GIVEN BELOW:

	MEAN SURROGATE RT FROM INITIAL CALIBRATION					
	EPA SAMPLE NO.	LAB SAMPLE ID	DATE ANALYZED	TIME ANALYZED	RT #	RT #
01		M2154	10/15/09	1502		
02		M1232	10/15/09	1525		
03		M1242	10/15/09	1549		
04		M1248	10/15/09	1613		
05		M1268	10/15/09	1637		
06		M1660	10/15/09	1710		
07		M1262	10/15/09	1734		
08						
09						
10						
11						
12						
13						
14						
15						
16						
17						
18						
19						
20						
21						
22						
23						
24						
25						
26						
27						
28						
29						
30						
31						
32						

QC LIMITS

Column used to flag retention time values with an asterisk.
* Values outside of QC limits.

8D
PESTICIDE ANALYTICAL SEQUENCE

Lab Name: TESTAMERICA PITTSBURGH Contract:

Lab Code: TA Case No.: SAS No.: 40325 SDG No.: C9J020291

GC Column: MR-1 ID: 0.53 (mm) Init. Calib. Date(s): 09/17/09 09/17/09

Instrument ID: GC10

THE ANALYTICAL SEQUENCE OF PERFORMANCE EVALUATION MIXTURES, BLANKS, SAMPLES, AND STANDARDS IS GIVEN BELOW:

MEAN SURROGATE RT FROM INITIAL CALIBRATION
TCX: 4.78 DCB: 13.21

	EPA SAMPLE NO.	LAB SAMPLE ID	DATE ANALYZED	TIME ANALYZED	TCX RT #	DCB RT #
01	SD-11-SS	LLXM01AD	10/15/09	1758	4.78	13.21
02	SD-11-SS MS	LLXM01A2	10/15/09	1822	4.78	13.21
03	SD-11-SS MSD	LLXM01A3	10/15/09	1846	4.78	13.21
04	SD-11-01	LLXM21AD	10/15/09	1910	4.78	13.21
05	SD-11-02	LLXM31AD	10/15/09	1933	4.78	13.21
06	SD-06-SS	LLXM41AD	10/15/09	1957	4.78	13.21
07	SD-06-01	LLXM51AD	10/15/09	2021	4.78	13.21
08	SD-06-02	LLXM71AD	10/15/09	2045	4.78	13.21
09	SD-09-SS-DL	LLXM81AD	10/15/09	2109	4.78	13.21
10	SD-09-01	LLXM91AD	10/15/09	2133	4.78	13.21
11	SD-09-02	LLXNA1AD	10/15/09	2156	4.78	13.21
12	SD-09-SSODL	LLXNC1AD	10/15/09	2220	4.78	13.21
13	SD-15-SS	LLXND1AD	10/15/09	2244	4.78	13.21
14	SD-15-01	LLXNG1AD	10/15/09	2308	4.78	13.21
15	SD-14-SS	LLXNH1AD	10/15/09	2332	4.78	13.21
16	SD-14-01	LLXNJ1AD	10/15/09	2356	4.78	13.21
17	SD-14-02	LLXNK1AD	10/16/09	0020	4.78	13.21
18	PBLK2049	LL89P1AA	10/16/09	0043	4.78	13.21
19	LCS2049	LL89P1AC	10/16/09	0107	4.77	13.21
20		MH1660	10/16/09	0131	4.78	13.21
21						
22						
23						
24						
25						
26						
27						
28						
29						
30						
31						
32						

QC LIMITS
TCX = Tetrachloro-m-xylene (+/- 0.05 MINUTES)
DCB = Decachlorobiphenyl (+/- 0.07 MINUTES)

Column used to flag retention time values with an asterisk.
* Values outside of QC limits.

Report Date : 18-Sep-2009 08:47

TestAmerica Pittsburgh

INITIAL CALIBRATION DATA

6E
HP6890 GC-10
MR-1

Start Cal Date : 17-SEP-2009 11:44
End Cal Date : 17-SEP-2009 18:06
Quant Method : ESTD
Origin : Disabled
Target Version : 4.14
Integrator : Falcon
Method file : \\PITSVR06\D\chem\gc10.i\09179.b\PCBA.m
Last Edit : 18-Sep-2009 08:43 gc10.i
Curve Type : Average

Calibration File Names:
Level 1: \\PITSVR06\D\chem\gc10.i\09179.b\S0890511.D
Level 2: \\PITSVR06\D\chem\gc10.i\09179.b\S0890512.D
Level 3: \\PITSVR06\D\chem\gc10.i\09179.b\S0890513.D
Level 4: \\PITSVR06\D\chem\gc10.i\09179.b\S0890514.D
Level 5: \\PITSVR06\D\chem\gc10.i\09179.b\S0890515.D
Level 6: \\PITSVR06\D\chem\gc10.i\09179.b\S0890516.D
Level 7: \\PITSVR06\D\chem\gc10.i\09179.b\S0890510.D

Compound	0.05000 Level 1 / 0.01000 Level 7	0.20000 Level 2	0.50000 Level 3	1.000 Level 4	2.000 Level 5	4.000 Level 6	RRF	% RSD	
1 Aroclor-1221(1)	+++++ / +++++	+++++	454280	+++++	+++++	+++++	454280	0.000	<-
(2)	+++++ / +++++	+++++	304764	+++++	+++++	+++++	304764	0.000	<-
(3)	+++++ / +++++	+++++	728282	+++++	+++++	+++++	728282	0.000	<-
3 Aroclor-1232(1)	+++++ / +++++	+++++	206034	+++++	+++++	+++++	206034	0.000	
(2)	+++++ / +++++	+++++	339040	+++++	+++++	+++++	339040	0.000	<-
(3)	+++++ / +++++	+++++	409448	+++++	+++++	+++++	409448	0.000	<-
(4)	+++++ / +++++	+++++	273748	+++++	+++++	+++++	273748	0.000	<-
(5)	+++++ / +++++	+++++	290372	+++++	+++++	+++++	290372	0.000	<-

Report Date : 18-Sep-2009 08:47

TestAmerica Pittsburgh

INITIAL CALIBRATION DATA

Start Cal Date : 17-SEP-2009 11:44
End Cal Date : 17-SEP-2009 18:06
Quant Method : ESTD
Origin : Disabled
Target Version : 4.14
Integrator : Falcon
Method file : \\PITSVR06\D\chem\gc10.i\09179.b\PCBA.m
Last Edit : 18-Sep-2009 08:43 gc10.i
Curve Type : Average

Compound	0.05000 Level 1	0.20000 Level 2	0.50000 Level 3	1.000 Level 4	2.000 Level 5	4.000 Level 6	RRF	% RSD
	0.01000 Level 7							
4 Aroclor-1016(1)	473220	519125	484804	450200	422188	398450		
	458100						458012	8.722
(2)	666220	703675	598726	536467	487032	454690		
	528300						567873	16.230
(3)	634980	865510	667460	588315	600858	553964		
	642800						650555	15.684
(4)	904560	1057020	862808	759779	733176	637147		
	1157400						873127	21.110 <-
(5)	613260	703930	593742	522517	528314	494009		
	372400						546882	19.097 <-
5 Aroclor-1242(1)	1153400	1372770	1323188	1508716	1280338	+++++		
	+++++						1327682	9.780
(2)	611100	754980	576956	751388	551546	+++++		
	+++++						649194	14.982
(3)	715400	860600	641052	837908	556874	+++++		
	+++++						722367	17.850
(4)	780600	909480	711278	878744	616374	+++++		
	+++++						779295	15.453
(5)	626700	836740	730156	888904	667369	+++++		
	+++++						749974	14.794
6 Aroclor-1248(1)	+++++	+++++	1100798	+++++	+++++	+++++		
	+++++						1100798	0.000

16.2 AC 9/18/09

Report Date : 18-Sep-2009 08:47

TestAmerica Pittsburgh

INITIAL CALIBRATION DATA

Start Cal Date : 17-SEP-2009 11:44
End Cal Date : 17-SEP-2009 18:06
Quant Method : ESTD
Origin : Disabled
Target Version : 4.14
Integrator : Falcon
Method file : \\PITSVR06\D\chem\gc10.i\09179.b\PCBA.m
Last Edit : 18-Sep-2009 08:43 gc10.i
Curve Type : Average

Compound	0.05000 Level 1 / 0.01000 Level 7	0.20000 Level 2	0.50000 Level 3	1.000 Level 4	2.000 Level 5	4.000 Level 6	RRF	% RSD	
(2)	+++++ / +++++	+++++	803954	+++++	+++++	+++++	803954	0.000	<-
(3)	+++++ / +++++	+++++	863340	+++++	+++++	+++++	863340	0.000	<-
(4)	+++++ / +++++	+++++	559534	+++++	+++++	+++++	559534	0.000	<-
(5)	+++++ / +++++	+++++	500074	+++++	+++++	+++++	500074	0.000	<-
7 Aroclor-1254(1)	+++++ / +++++	+++++	1341450	+++++	+++++	+++++	1341450	0.000	<-
(2)	+++++ / +++++	+++++	1378864	+++++	+++++	+++++	1378864	0.000	<-
(3)	+++++ / +++++	+++++	979400	+++++	+++++	+++++	979400	0.000	<-
(4)	+++++ / +++++	+++++	675968	+++++	+++++	+++++	675968	0.000	<-
(5)	+++++ / +++++	+++++	920906	+++++	+++++	+++++	920906	0.000	<-
8 Aroclor-1260(1)	1551920 / 1345900	1535265	1301510	1151507	1167382	1058588	1301724	14.671	
(2)	1897860 / 1674400	1870220	1641708	1485169	1450718	1319137	1619887	13.350	

Report Date : 18-Sep-2009 08:47

TestAmerica Pittsburgh

INITIAL CALIBRATION DATA

Start Cal Date : 17-SEP-2009 11:44
End Cal Date : 17-SEP-2009 18:06
Quant Method : ESTD
Origin : Disabled
Target Version : 4.14
Integrator : Falcon
Method file : \\PITSVR06\D\chem\gc10.i\09179.b\PCBA.m
Last Edit : 18-Sep-2009 08:43 gc10.i
Curve Type : Average

Compound	0.05000 Level 1 / 0.01000 Level 7	0.20000 Level 2	0.50000 Level 3	1.000 Level 4	2.000 Level 5	4.000 Level 6	RRF	% RSD	
(3)	2057060 / 1774200	2000395	1794762	1634740	1564647	1490202	1759429	12.148	
(4)	1516480 / 1360500	1499230	1278258	1161704	1143468	1068699	1289763	13.691	
(5)	1690200 / 1572900	1830575	1586398	1442203	1497396	1367569	1569606	9.911	
9 Aroclor-1262(1)	+++++ / +++++	+++++	659906	+++++	+++++	+++++	659906	0.000	
(2)	+++++ / +++++	+++++	1847354	+++++	+++++	+++++	1847354	0.000	<-
(3)	+++++ / +++++	+++++	3045858	+++++	+++++	+++++	3045858	0.000	<-
(4)	+++++ / +++++	+++++	941442	+++++	+++++	+++++	941442	0.000	<-
(5)	+++++ / +++++	+++++	1000830	+++++	+++++	+++++	1000830	0.000	<-
10 Aroclor-1268(1)	+++++ / +++++	+++++	3723524	+++++	+++++	+++++	3723524	0.000	
(2)	+++++ / +++++	+++++	2960434	+++++	+++++	+++++	2960434	0.000	<-
(3)	+++++ / +++++	+++++	2849234	+++++	+++++	+++++	2849234	0.000	<-

Report Date : 18-Sep-2009 08:47

TestAmerica Pittsburgh

INITIAL CALIBRATION DATA

Start Cal Date : 17-SEP-2009 11:44
End Cal Date : 17-SEP-2009 18:06
Quant Method : ESTD
Origin : Disabled
Target Version : 4.14
Integrator : Falcon
Method file : \\PITSVR06\D\chem\gc10.i\09179.b\PCBA.m
Last Edit : 18-Sep-2009 08:43 gc10.i
Curve Type : Average

Compound	0.05000 Level 1 / 0.01000 Level 7	0.20000 Level 2	0.50000 Level 3	1.000 Level 4	2.000 Level 5	4.000 Level 6	RRF	% RSD	
(4)	+++++ / +++++	+++++	1128562	+++++	+++++	+++++	1128562	0.000	<-
$ 2 Tetrachloro-m-xylene	37009200 / 31728000	38695200	34123480	31462760	30409120	27086630	32930627	12.109	
$ 11 Decachlorobiphenyl	19997600 / 18004000	20639400	17859880	16181400	15762640	15070185	17645015	12.020	

Data File: \\PITSVR06\D\chem\gc10.i\09179.b\S0890523.D
Report Date: 18-Sep-2009 08:43

TE

TestAmerica Pittsburgh

HP6890 GC-10

CONTINUING CALIBRATION COMPOUNDS

MR-1

Instrument ID: gc10.i
Lab File ID: S0890523.D
Analysis Type:
Lab Sample ID: 2ND1660
Method: \\PITSVR06\D\chem\gc10.i\09179.b\PCBA.m

Injection Date: 17-SEP-2009 20:53
Init. Cal. Date(s): 17-SEP-2009 17-SEP-2009
Init. Cal. Times: 11:44 18:06
Quant Type: ESTD

COMPOUND	RRF / AMOUNT	RF0.500	MIN RRF	%D / %DRIFT	MAX %D / %DRIFT	CURVE TYPE	
4 Aroclor-1016(1)	458012	479598	0.010	-4.71290	15.00000	Averaged	
(2)	567873	604690	0.010	-6.48334	15.00000	Averaged	
(3)	650555	636326	0.010	2.18723	15.00000	Averaged	
(4)	873127	833166	0.010	4.57677	15.00000	Averaged	
(5)	546882	545528	0.010	0.24752	15.00000	Averaged	
$ 2 Tetrachloro-m-xylene	32930627	1775120	0.000	94.60952	15.00000	Averaged	<- NA
$ 11 Decachlorobiphenyl	17645015	497560	0.010	97.18017	15.00000	Averaged	<- NA
8 Aroclor-1260(1)	1301724	1393970	0.010	-7.08641	15.00000	Averaged	
(2)	1619887	1781540	0.010	-9.97924	15.00000	Averaged	
(3)	1759429	1967092	0.010	-11.80284	15.00000	Averaged	
(4)	1289763	1235820	0.010	4.18237	15.00000	Averaged	
(5)	1569606	1567358	0.010	0.14320	15.00000	Averaged	

Data File: \\PITSVR06\D\chem\gc10.i\09179.b\S1090066.D
Report Date: 06-Oct-2009 09:45

7E
HP6890 GC-10

TestAmerica Pittsburgh

CONTINUING CALIBRATION COMPOUNDS

MR-1

Instrument ID: gc10.i
Lab File ID: S1090066.D
Analysis Type:
Lab Sample ID: M1660
Method: \\PITSVR06\D\chem\gc10.i\09179.b\PCBA.m

Injection Date: 05-OCT-2009 14:04
Init. Cal. Date(s): 17-SEP-2009 17-SEP-2009
Init. Cal. Times: 11:44 18:06
Quant Type: ESTD

COMPOUND	RRF / AMOUNT	RF0.500	MIN RRF	%D / %DRIFT	MAX %D / %DRIFT	CURVE TYPE
4 Aroclor-1016(1)	458012	526100	0.010	-14.86590	15.00000	Averaged
(2)	567873	620180	0.010	-9.21106	15.00000	Averaged
(3)	650555	711176	0.010	-9.31833	15.00000	Averaged
(4)	873127	856470	0.010	1.90774	15.00000	Averaged
(5)	546882	612286	0.010	-11.95951	15.00000	Averaged
$ 2 Tetrachloro-m-xylene	32930627	36446560	0.000	-10.67679	15.00000	Averaged
$ 11 Decachlorobiphenyl	17645015	18573920	0.010	-5.26440	15.00000	Averaged
8 Aroclor-1260(1)	1301724	1200432	0.010	7.78140	15.00000	Averaged
(2)	1619887	1453670	0.010	10.26105	15.00000	Averaged
(3)	1759429	1652132	0.010	6.09842	15.00000	Averaged
(4)	1289763	1204664	0.010	6.59801	15.00000	Averaged
(5)	1569606	1620784	0.010	-3.26058	15.00000	Averaged

Data File: \\PITSVR06\D\chem\gc10.i\09179.b\S1090150.D
Report Date: 09-Oct-2009 17:02

7E
HP6890 GC-ID
MR-1

TestAmerica Pittsburgh

CONTINUING CALIBRATION COMPOUNDS

Instrument ID: gc10.i
Lab File ID: S1090150.D
Analysis Type:
Lab Sample ID: M1660
Method: \\PITSVR06\D\chem\gc10.i\09179.b\PCBA.m

Injection Date: 07-OCT-2009 14:08
Init. Cal. Date(s): 17-SEP-2009 17-SEP-2009
Init. Cal. Times: 11:44 18:06
Quant Type: ESTD

COMPOUND	RRF / AMOUNT	RF0.500	MIN RRF	%D / %DRIFT	MAX %D / %DRIFT	CURVE TYPE
4 Aroclor-1016(1)	458012	540066	0.010	-17.91516	15.00000	Averaged
(2)	567873	646278	0.010	-13.80681	15.00000	Averaged
(3)	650555	640980	0.010	1.47184	15.00000	Averaged
(4)	873127	828680	0.010	5.09055	15.00000	Averaged
(5)	546882	578066	0.010	-5.70221	15.00000	Averaged
$ 2 Tetrachloro-m-xylene	32930627	37804480	0.000	-14.80036	15.00000	Averaged
$ 11 Decachlorobiphenyl	17645015	18283280	0.010	-3.61725	15.00000	Averaged
8 Aroclor-1260(1)	1301724	1235088	0.010	5.11909	15.00000	Averaged
(2)	1619887	1512974	0.010	6.60006	15.00000	Averaged
(3)	1759429	1658112	0.010	5.75854	15.00000	Averaged
(4)	1289763	1231384	0.010	4.52631	15.00000	Averaged
(5)	1569606	1619784	0.010	-3.19687	15.00000	Averaged

X.8

Data File: \\PITSVR06\D\chem\gc10.i\09179.b\S1090169.D
Report Date: 09-Oct-2009 17:03

7E
HP6890 GC-10
MR-1

TestAmerica Pittsburgh

CONTINUING CALIBRATION COMPOUNDS

Instrument ID: gc10.i
Lab File ID: S1090169.D
Analysis Type:
Lab Sample ID: MH1660
Method: \\PITSVR06\D\chem\gc10.i\09179.b\PCBA.m

Injection Date: 07-OCT-2009 21:42
Init. Cal. Date(s): 17-SEP-2009 17-SEP-2009
Init. Cal. Times: 11:44 18:06
Quant Type: ESTD

COMPOUND	RRF / AMOUNT	RF1	MIN RRF	%D / %DRIFT	MAX %D / %DRIFT	CURVE TYPE
4 Aroclor-1016 (1)	458012	543164	0.010	-18.59156	15.00000	Averaged
(2)	567873	620655	0.010	-9.29470	15.00000	Averaged
(3)	650555	679209	0.010	-4.40452	15.00000	Averaged
(4)	873127	837290	0.010	4.10444	15.00000	Averaged
(5)	546882	611542	0.010	-11.82346	15.00000	Averaged
$ 2 Tetrachloro-m-xylene	32930627	36311340	0.000	-10.26617	15.00000	Averaged
$ 11 Decachlorobiphenyl	17645015	18798120	0.010	-6.53502	15.00000	Averaged
8 Aroclor-1260 (1)	1301724	1223309	0.010	6.02397	15.00000	Averaged
(2)	1619887	1538978	0.010	4.99476	15.00000	Averaged
(3)	1759429	1740411	0.010	1.08094	15.00000	Averaged
(4)	1289763	1241213	0.010	3.76423	15.00000	Averaged
(5)	1569606	1695878	0.010	-8.04484	15.00000	Averaged

9.6

Data File: \\PITSVR06\D\chem\gc10.i\09179.b\S1090465.D
Report Date: 16-Oct-2009 14:30

7E

HP6890 GC-10

MR-1

TestAmerica Pittsburgh

CONTINUING CALIBRATION COMPOUNDS

Instrument ID: gc10.i
Lab File ID: S1090465.D
Analysis Type:
Lab Sample ID: M1660
Method: \\PITSVR06\D\chem\gc10.i\09179.b\PCBA.m

Injection Date: 15-OCT-2009 17:10
Init. Cal. Date(s): 17-SEP-2009 17-SEP-2009
Init. Cal. Times: 11:44 18:06
Quant Type: ESTD

COMPOUND	RRF / AMOUNT	RF0.500	MIN RRF	%D / %DRIFT	MAX %D / %DRIFT	CURVE TYPE
4 Aroclor-1016 (1)	458012	542738	0.010	-18.49855	15.00000	Averaged
(2)	567873	619844	0.010	-9.15189	15.00000	Averaged
(3)	650555	673624	0.010	-3.54603	15.00000	Averaged
(4)	873127	853516	0.010	2.24607	15.00000	Averaged
(5)	546882	607092	0.010	-11.00976	15.00000	Averaged
$ 2 Tetrachloro-m-xylene	32930627	35196920	0.000	-6.88202	15.00000	Averaged
$ 11 Decachlorobiphenyl	17645015	18635120	0.010	-5.61124	15.00000	Averaged
8 Aroclor-1260 (1)	1301724	1349774	0.010	-3.69122	15.00000	Averaged
(2)	1619887	1694010	0.010	-4.57578	15.00000	Averaged
(3)	1759429	1872002	0.010	-6.39825	15.00000	Averaged
(4)	1289763	1370102	0.010	-6.22900	15.00000	Averaged
(5)	1569606	1751778	0.010	-11.60624	15.00000	Averaged

8.9

Data File: \\PITSVR06\D\chem\gc10.i\09179.b\S1090486.D
Report Date: 16-Oct-2009 14:31

7E
HP6890 GC-10
MR-1

TestAmerica Pittsburgh

CONTINUING CALIBRATION COMPOUNDS

Instrument ID: gc10.i
Lab File ID: S1090486.D
Analysis Type:
Lab Sample ID: MH1660
Method: \\PITSVR06\D\chem\gc10.i\09179.b\PCBA.m

Injection Date: 16-OCT-2009 01:31
Init. Cal. Date(s): 17-SEP-2009 17-SEP-2009
Init. Cal. Times: 11:44 18:06
Quant Type: ESTD

COMPOUND	RRF / AMOUNT	RF1	MIN RRF	%D / %DRIFT	MAX %D / %DRIFT	CURVE TYPE
4 Aroclor-1016(1)	458012	533696	0.010	-16.52437	15.00000	Averaged
(2)	567873	606468	0.010	-6.79643	15.00000	Averaged
(3)	650555	668316	0.010	-2.73011	15.00000	Averaged
(4)	873127	814553	0.010	6.70853	15.00000	Averaged
(5)	546882	590858	0.010	-8.04129	15.00000	Averaged
$ 2 Tetrachloro-m-xylene	32930627	35715140	0.000	-8.45569	15.00000	Averaged
$ 11 Decachlorobiphenyl	17645015	19651660	0.010	-11.37231	15.00000	Averaged
8 Aroclor-1260(1)	1301724	1306401	0.010	-0.35926	15.00000	Averaged
(2)	1619887	1689781	0.010	-4.31472	15.00000	Averaged
(3)	1759429	1873283	0.010	-6.47106	15.00000	Averaged
(4)	1289763	1362428	0.010	-5.63401	15.00000	Averaged
(5)	1569606	1704374	0.010	-8.58612	15.00000	Averaged

8.2

8D
PESTICIDE ANALYTICAL SEQUENCE

Lab Name: TESTAMERICA PITTSBURGH Contract:

Lab Code: TA Case No.: SAS No.: 40325 SDG No.: SDGA05064

GC Column: MR-2 ID: 0.53 (mm) Init. Calib. Date(s): 09/17/09 10/16/09

Instrument ID: GC10

THE ANALYTICAL SEQUENCE OF PERFORMANCE EVALUATION MIXTURES, BLANKS, SAMPLES, AND STANDARDS IS GIVEN BELOW:

					MEAN SURROGATE RT FROM INITIAL CALIBRATION			
	EPA SAMPLE NO.	LAB SAMPLE ID	DATE ANALYZED	TIME ANALYZED	RT	#	RT	#
01		M1242	09/17/09	1120				
02		M1242	09/17/09	1144				
03		M1242	09/17/09	1208				
04		M1242	09/17/09	1232				
05		M1242	09/17/09	1256				
06		M2154	09/17/09	1320				
07		M1232	09/17/09	1343				
08		M1248	09/17/09	1407				
09		M1262	09/17/09	1431				
10		M1268	09/17/09	1455				
11		XL1660	09/17/09	1519				
12		L1660	09/17/09	1543				
13		ML1660	09/17/09	1606				
14		M1660	09/17/09	1630				
15		MH1660	09/17/09	1654				
16		H1660	09/17/09	1718				
17		XH1660	09/17/09	1742				
18		2ND2154	09/17/09	1806				
19		2ND1232	09/17/09	1830				
20		2ND1242	09/17/09	1854				
21		2ND1248	09/17/09	1918				
22		2ND1262	09/17/09	1941				
23		2ND1268	09/17/09	2005				
24		2ND1660	09/17/09	2029				
25								
26								
27								
28								
29								
30								
31								
32								

QC LIMITS

Column used to flag retention time values with an asterisk.
* Values outside of QC limits.

8D

PESTICIDE ANALYTICAL SEQUENCE

Lab Name: TESTAMERICA PITTSBURGH Contract:

Lab Code: TA Case No.: SAS No.: 40325 SDG No.: SDGA05064

GC Column: MR-2 ID: 0.53 (mm) Init. Calib. Date(s): 09/17/09 10/16/09

Instrument ID: GC10

THE ANALYTICAL SEQUENCE OF PERFORMANCE EVALUATION MIXTURES, BLANKS, SAMPLES, AND STANDARDS IS GIVEN BELOW:

	MEAN SURROGATE RT FROM INITIAL CALIBRATION					
	EPA SAMPLE NO.	LAB SAMPLE ID	DATE ANALYZED	TIME ANALYZED	RT #	RT #
01		M2154	10/05/09	1117		
02		M1232	10/05/09	1141		
03		M1242	10/05/09	1205		
04		M1248	10/05/09	1228		
05		M1262	10/05/09	1252		
06		M1268	10/05/09	1316		
07		M1660	10/05/09	1340		
08						
09						
10						
11						
12						
13						
14						
15						
16						
17						
18						
19						
20						
21						
22						
23						
24						
25						
26						
27						
28						
29						
30						
31						
32						

QC LIMITS

Column used to flag retention time values with an asterisk.
* Values outside of QC limits.

8D
PESTICIDE ANALYTICAL SEQUENCE

Lab Name: TESTAMERICA PITTSBURGH Contract:

Lab Code: TA Case No.: SAS No.: 40325 SDG No.: C9J020291

GC Column: MR-2 ID: 0.53 (mm) Init. Calib. Date(s): 09/17/09 10/16/09

Instrument ID: GC10

THE ANALYTICAL SEQUENCE OF PERFORMANCE EVALUATION MIXTURES, BLANKS, SAMPLES, AND STANDARDS IS GIVEN BELOW:

MEAN SURROGATE RT FROM INITIAL CALIBRATION
TCX: 4.71 DCB: 13.22

	EPA SAMPLE NO.	LAB SAMPLE ID	DATE ANALYZED	TIME ANALYZED	TCX RT #	DCB RT #
01		M1660	10/07/09	1345	4.71	13.23
02	SD-07-01	LLXLA1AA	10/07/09	1408	4.71	13.23
03	SD-07-01MS	LLXLA1A2	10/07/09	1432	4.71	13.23
04	SD-07-01 MSD	LLXLA1A3	10/07/09	1456	4.71	13.23
05	SD-07-02	LLXLG1AD	10/07/09	1520	4.71	13.23
06	SD-4-SS	LLXLX1AD	10/07/09	1544	4.71	13.23
07	SD-4-01	LLXL01AD	10/07/09	1608	4.71	13.23
08	SD-4-02	LLXL11AD	10/07/09	1632	4.71	13.23
09	SD-05-SS	LLXL21AD	10/07/09	1656	4.71	13.23
10	SD-05-01	LLXL31AD	10/07/09	1719	4.71	13.23
11	SD-05-02	LLXL51AD	10/07/09	1743	4.71	13.23
12	SD-01-SS	LLXL61AD	10/07/09	1807	4.71	13.23
13	SD-01-01	LLXL81AD	10/07/09	1831	4.71	13.23
14	SD-01-02	LLXMA1AD	10/07/09	1855	4.71	13.23
15	SD-07-SS	LLXMC1AD	10/07/09	1919	4.71	13.23
16	SD-05-SS	LLXNL1AD	10/07/09	1943	4.71	13.23
17	PBLK9053	LL18C1AA	10/07/09	2030	4.71	13.23
18	LCS9053	LL18C1AC	10/07/09	2054	4.71	13.23
19		MH1660	10/07/09	2118	4.71	13.23
20						
21						
22						
23						
24						
25						
26						
27						
28						
29						
30						
31						
32						

QC LIMITS
TCX = Tetrachloro-m-xylene (+/- 0.05 MINUTES)
DCB = Decachlorobiphenyl (+/- 0.07 MINUTES)

Column used to flag retention time values with an asterisk.
* Values outside of QC limits.

8D
PESTICIDE ANALYTICAL SEQUENCE

Lab Name: TESTAMERICA PITTSBURGH Contract:

Lab Code: TA Case No.: SAS No.: 40325 SDG No.: SDGA05064

GC Column: MR-2 ID: 0.53 (mm) Init. Calib. Date(s): 09/17/09 10/16/09

Instrument ID: GC10

THE ANALYTICAL SEQUENCE OF PERFORMANCE EVALUATION MIXTURES, BLANKS, SAMPLES, AND STANDARDS IS GIVEN BELOW:

		MEAN SURROGATE RT FROM INITIAL CALIBRATION				
	EPA SAMPLE NO.	LAB SAMPLE ID	DATE ANALYZED	TIME ANALYZED	RT #	RT #
01		M2154	10/08/09	0832		
02		M1232	10/08/09	0856		
03		M1242	10/08/09	0919		
04		M1248	10/08/09	0943		
05		M1262	10/08/09	1007		
06		M1268	10/08/09	1031		
07		M1660	10/08/09	1055		
08						
09						
10						
11						
12						
13						
14						
15						
16						
17						
18						
19						
20						
21						
22						
23						
24						
25						
26						
27						
28						
29						
30						
31						
32						

QC LIMITS

Column used to flag retention time values with an asterisk.
* Values outside of QC limits.

8D
PESTICIDE ANALYTICAL SEQUENCE

Lab Name: TESTAMERICA PITTSBURGH Contract:

Lab Code: TA Case No.: SAS No.: 40325 SDG No.: C9J020291

GC Column: MR-2 ID: 0.53 (mm) Init. Calib. Date(s): 09/17/09 10/16/09

Instrument ID: GC10

THE ANALYTICAL SEQUENCE OF PERFORMANCE EVALUATION MIXTURES, BLANKS, SAMPLES, AND STANDARDS IS GIVEN BELOW:

MEAN SURROGATE RT FROM INITIAL CALIBRATION
TCX: 4.71 DCB: 13.22

	EPA SAMPLE NO.	LAB SAMPLE ID	DATE ANALYZED	TIME ANALYZED	TCX RT #	DCB RT #
01		M1660	10/09/09	1345	4.71	13.23
02	SD-08-SS	LLXLH1AD	10/09/09	1409	4.71	13.23
03	SD-08-SS MS	LLXLH1A2	10/09/09	1433	4.71	13.23
04	SD-08-SS MSD	LLXLH1A3	10/09/09	1457	4.71	13.23
05	SD-08-01	LLXLJ1AD	10/09/09	1521	4.71	13.23
06	SD-08-02	LLXLK1AD	10/09/09	1545	4.71	13.23
07	SD-08-02	LLXLL1AD	10/09/09	1609	4.71	13.23
08	SD-02-SS	LLXLM1AD	10/09/09	1633	4.71	13.23
09	SD-02-01	LLXLP1AD	10/09/09	1657	4.71	13.23
10	SD-02-02	LLXLT1AD	10/09/09	1720	4.71	13.23
11	SD-03-SS	LLXLV1AD	10/09/09	1744	4.71	13.23
12	SD-03-01	LLXMD1AD	10/09/09	1808	4.71	13.23
13	SD-03-01	LLXME1AD	10/09/09	1832	4.71	13.23
14	SD-03-02	LLXMF1AD	10/09/09	1856	4.71	13.23
15	SD-10-SS	LLXMG1AD	10/09/09	1920	4.71	13.23
16	SD-10-01	LLXMH1AD	10/09/09	1944	4.71	13.23
17	SD-10-02	LLXMJ1AD	10/09/09	2008	4.71	13.23
18	SD-13-SS	LLXMK1AD	10/09/09	2031	4.71	13.23
19	SD-13-01	LLXML1AD	10/09/09	2055	4.71	13.23
20	PBLK1068	LL6PA1AA	10/09/09	2143	4.71	13.23
21	LCS1068	LL6PA1AC	10/09/09	2207	4.71	13.23
22		MH1660	10/09/09	2231	4.71	13.23
23	SD-13-02	LLXMN1AD	10/09/09	2254	4.71	13.23
24	SD-12-SS	LLXMP1AD	10/09/09	2318	4.71	13.23
25	SD-12-01	LLXMV1AD	10/09/09	2342	4.71	13.23
26	SD-12-02	LLXMX1AD	10/10/09	0006	4.71	13.23
27		M1660	10/10/09	0118	4.71	13.23
28						
29						
30						
31						
32						

QC LIMITS
TCX = Tetrachloro-m-xylene (+/- 0.05 MINUTES)
DCB = Decachlorobiphenyl (+/- 0.07 MINUTES)

Column used to flag retention time values with an asterisk.
* Values outside of QC limits.

8D

PESTICIDE ANALYTICAL SEQUENCE

Lab Name: TESTAMERICA PITTSBURGH Contract:

Lab Code: TA Case No.: SAS No.: 40325 SDG No.: SDGA05064

GC Column: MR-2 ID: 0.53 (mm) Init. Calib. Date(s): 09/17/09 10/16/09

Instrument ID: GC10

THE ANALYTICAL SEQUENCE OF PERFORMANCE EVALUATION MIXTURES, BLANKS, SAMPLES, AND STANDARDS IS GIVEN BELOW:

			MEAN SURROGATE RT FROM INITIAL CALIBRATION			
	EPA SAMPLE NO.	LAB SAMPLE ID	DATE ANALYZED	TIME ANALYZED	RT #	RT #
01		M2154	10/15/09	1438		
02		M1232	10/15/09	1502		
03		M1242	10/15/09	1525		
04		M1248	10/15/09	1549		
05		M1268	10/15/09	1613		
06		M1660	10/15/09	1637		
07		M1262	10/15/09	1710		
08						
09						
10						
11						
12						
13						
14						
15						
16						
17						
18						
19						
20						
21						
22						
23						
24						
25						
26						
27						
28						
29						
30						
31						
32						

QC LIMITS

Column used to flag retention time values with an asterisk.
* Values outside of QC limits.

8D
PESTICIDE ANALYTICAL SEQUENCE

Lab Name: TESTAMERICA PITTSBURGH Contract:

Lab Code: TA Case No.: SAS No.: 40325 SDG No.: C9J020291

GC Column: MR-2 ID: 0.53 (mm) Init. Calib. Date(s): 09/17/09 10/16/09

Instrument ID: GC10

THE ANALYTICAL SEQUENCE OF PERFORMANCE EVALUATION MIXTURES, BLANKS, SAMPLES, AND STANDARDS IS GIVEN BELOW:

MEAN SURROGATE RT FROM INITIAL CALIBRATION
TCX: 4.71 DCB: 13.22

	EPA SAMPLE NO.	LAB SAMPLE ID	DATE ANALYZED	TIME ANALYZED	TCX RT #	DCB RT #
01	SD-11-SS	LLXM01AD	10/15/09	1734	4.70	13.22
02	SD-11-SS MS	LLXM01A2	10/15/09	1758	4.70	13.22
03	SD-11-SS MSD	LLXM01A3	10/15/09	1822	4.71	13.22
04	SD-11-01	LLXM21AD	10/15/09	1846	4.71	13.22
05	SD-11-02	LLXM31AD	10/15/09	1910	4.70	13.22
06	SD-06-SS	LLXM41AD	10/15/09	1933	4.70	13.22
07	SD-06-01	LLXM51AD	10/15/09	1957	4.71	13.22
08	SD-06-02	LLXM71AD	10/15/09	2021	4.70	13.22
09	SD-09-SS	LLXM81AD	10/15/09	2045	4.70	13.22
10	SD-09-01	LLXM91AD	10/15/09	2109	4.70	13.22
11	SD-09-02	LLXNA1AD	10/15/09	2133	4.70	13.22
12	SD-09-SS	LLXNC1AD	10/15/09	2156	4.70	13.22
13	SD-15-SS	LLXND1AD	10/15/09	2220	4.70	13.22
14	SD-15-01	LLXNG1AD	10/15/09	2244	4.71	13.22
15	SD-14-SS	LLXNH1AD	10/15/09	2308	4.70	13.22
16	SD-14-01	LLXNJ1AD	10/15/09	2332	4.70	13.22
17	SD-14-02	LLXNK1AD	10/15/09	2356	4.71	13.22
18	PBLK2049	LL89P1AA	10/16/09	0019	4.71	13.22
19	LCS2049	LL89P1AC	10/16/09	0043	4.71	13.22
20		MH1660	10/16/09	0107	4.70	13.22
21						
22						
23						
24						
25						
26						
27						
28						
29						
30						
31						
32						

QC LIMITS

TCX = Tetrachloro-m-xylene (+/- 0.05 MINUTES)
DCB = Decachlorobiphenyl (+/- 0.07 MINUTES)

Column used to flag retention time values with an asterisk.
* Values outside of QC limits.

Report Date : 18-Sep-2009 09:52

TestAmerica Pittsburgh

INITIAL CALIBRATION DATA

6E
HP6890 GC-10
MR-2

Start Cal Date : 17-SEP-2009 11:20
End Cal Date : 17-SEP-2009 17:42
Quant Method : ESTD
Origin : Disabled
Target Version : 4.14
Integrator : Falcon
Method file : \\PITSVR06\D\chem\gc10.i\09179.b\PCBB.m
Last Edit : 18-Sep-2009 09:52 gc10.i
Curve Type : Average

Calibration File Names:
Level 1: \\PITSVR06\D\chem\gc10.i\09179.b\T0890511.D
Level 2: \\PITSVR06\D\chem\gc10.i\09179.b\T0890512.D
Level 3: \\PITSVR06\D\chem\gc10.i\09179.b\T0890513.D
Level 4: \\PITSVR06\D\chem\gc10.i\09179.b\T0890514.D
Level 5: \\PITSVR06\D\chem\gc10.i\09179.b\T0890515.D
Level 6: \\PITSVR06\D\chem\gc10.i\09179.b\T0890516.D
Level 7: \\PITSVR06\D\chem\gc10.i\09179.b\T0890510.D

Compound	0.05000 Level 1 / 0.02000 Level 7	0.20000 Level 2	0.50000 Level 3	1.000 Level 4	2.000 Level 5	4.000 Level 6	RRF	% RSD	
1 Aroclor-1221(1)	+++++ / +++++	+++++	140852	+++++	+++++	+++++	140852	0.000	
(2)	+++++ / +++++	+++++	88420	+++++	+++++	+++++	88420	0.000	<-
(3)	+++++ / +++++	+++++	314182	+++++	+++++	+++++	314182	0.000	<-
3 Aroclor-1232(1)	+++++ / +++++	+++++	168088	+++++	+++++	+++++	168088	0.000	
(2)	+++++ / +++++	+++++	127320	+++++	+++++	+++++	127320	0.000	<-
(3)	+++++ / +++++	+++++	132700	+++++	+++++	+++++	132700	0.000	<-
(4)	+++++ / +++++	+++++	197446	+++++	+++++	+++++	197446	0.000	<-
(5)	+++++ / +++++	+++++	161628	+++++	+++++	+++++	161628	0.000	<-

Report Date : 18-Sep-2009 09:52

TestAmerica Pittsburgh

INITIAL CALIBRATION DATA

Start Cal Date : 17-SEP-2009 11:20
End Cal Date : 17-SEP-2009 17:42
Quant Method : ESTD
Origin : Disabled
Target Version : 4.14
Integrator : Falcon
Method file : \\PITSVR06\D\chem\gc10.i\09179.b\PCBB.m
Last Edit : 18-Sep-2009 09:52 gc10.i
Curve Type : Average

Compound	0.05000 Level 1 / 0.02000 Level 7	0.20000 Level 2	0.50000 Level 3	1.000 Level 4	2.000 Level 5	4.000 Level 6	RRF	% RSD
4 Aroclor-1016(1)	392140 / 331700	370125	379850	362163	345172	327111	358323	6.852
(2)	359700 / 318000	350730	359934	344563	336933	317701	341080	5.223
(3)	290740 / 206600	270535	271248	260325	247308	235091	254550	10.887
(4)	377900 / 322100	352825	353572	333158	320539	306132	338032	7.297
(5)	290660 / 227100	281670	296224	280342	281143	265594	274676	8.393
5 Aroclor-1242(1)	262600 / +++++	298930	295342	288236	261664	+++++	281354	6.386
(2)	278300 / +++++	309500	308770	298920	276845	+++++	294467	5.429
(3)	240600 / +++++	294790	302466	289416	273355	+++++	280125	8.760
(4)	265700 / +++++	304640	303818	294496	273451	+++++	288421	6.196
(5)	349700 / +++++	362390	363746	352076	340142	+++++	353611	2.752
6 Aroclor-1248(1)	+++++ / +++++	+++++	390942	+++++	+++++	+++++	390942	0.000

7.7 dm 9/18

Report Date : 18-Sep-2009 09:52

TestAmerica Pittsburgh

INITIAL CALIBRATION DATA

Start Cal Date : 17-SEP-2009 11:20
End Cal Date : 17-SEP-2009 17:42
Quant Method : ESTD
Origin : Disabled
Target Version : 4.14
Integrator : Falcon
Method file : \\PITSVR06\D\chem\gc10.i\09179.b\PCBB.m
Last Edit : 18-Sep-2009 09:52 gc10.i
Curve Type : Average

Compound	0.05000 Level 1	0.20000 Level 2	0.50000 Level 3	1.000 Level 4	2.000 Level 5	4.000 Level 6	RRF	% RSD	
	0.02000 Level 7								
(2)	*****	*****	354084	*****	*****	*****			
	*****						354084	0.000	<-
(3)	*****	*****	354176	*****	*****	*****			
	*****						354176	0.000	<-
(4)	*****	*****	160566	*****	*****	*****			
	*****						160566	0.000	<-
(5)	*****	*****	228456	*****	*****	*****			
	*****						228456	0.000	<-
7 Aroclor-1254(1)	*****	*****	422790	*****	*****	*****			
	*****						422790	0.000	
(2)	*****	*****	735202	*****	*****	*****			
	*****						735202	0.000	<-
(3)	*****	*****	334064	*****	*****	*****			
	*****						334064	0.000	<-
(4)	*****	*****	577390	*****	*****	*****			
	*****						577390	0.000	<-
(5)	*****	*****	431040	*****	*****	*****			
	*****						431040	0.000	<-
8 Aroclor-1260(1)	919520	839935	848878	803917	767684	742303			
	832000						822034	7.073	
(2)	808280	742705	727478	696861	676037	626344			
	747000						717815	8.103	

Report Date : 18-Sep-2009 09:52

TestAmerica Pittsburgh

INITIAL CALIBRATION DATA

Start Cal Date : 17-SEP-2009 11:20
End Cal Date : 17-SEP-2009 17:42
Quant Method : ESTD
Origin : Disabled
Target Version : 4.14
Integrator : Falcon
Method file : \\PITSVR06\D\chem\gc10.i\09179.b\PCBB.m
Last Edit : 18-Sep-2009 09:52 gc10.i
Curve Type : Average

Compound	0.05000 Level 1	0.20000 Level 2	0.50000 Level 3	1.000 Level 4	2.000 Level 5	4.000 Level 6	0.02000 Level 7	RRF	% RSD	
(3)	412280	393655	383110	372510	362019	341350	382800	378246	6.007	
(4)	880620	809760	814998	757898	734478	700620	819700	788296	7.715	
(5)	458240	424035	414690	400151	385871	365243	403800	407433	7.240	
9 Aroclor-1262(1)	+++++	+++++	480772	+++++	+++++	+++++	+++++	480772	0.000	
(2)	+++++	+++++	420084	+++++	+++++	+++++	+++++	420084	0.000	<-
(3)	+++++	+++++	450340	+++++	+++++	+++++	+++++	450340	0.000	<-
(4)	+++++	+++++	854138	+++++	+++++	+++++	+++++	854138	0.000	<-
(5)	+++++	+++++	318742	+++++	+++++	+++++	+++++	318742	0.000	<-
10 Aroclor-1268(1)	+++++	+++++	506026	+++++	+++++	+++++	+++++	506026	0.000	
(2)	+++++	+++++	2446068	+++++	+++++	+++++	+++++	2446068	0.000	<-
(3)	+++++	+++++	1930724	+++++	+++++	+++++	+++++	1930724	0.000	<-

Report Date : 18-Sep-2009 09:52

TestAmerica Pittsburgh

INITIAL CALIBRATION DATA

Start Cal Date : 17-SEP-2009 11:20
End Cal Date : 17-SEP-2009 17:42
Quant Method : ESTD
Origin : Disabled
Target Version : 4.14
Integrator : Falcon
Method file : \\PITSVR06\D\chem\gc10.i\09179.b\PCBB.m
Last Edit : 18-Sep-2009 09:52 gc10.i
Curve Type : Average

Compound	0.05000 Level 1	0.20000 Level 2	0.50000 Level 3	1.000 Level 4	2.000 Level 5	4.000 Level 6	0.02000 Level 7	RRF	% RSD	
(4)	+++++	+++++	898272	+++++	+++++	+++++	+++++	898272	0.000	<-
$ 2 Tetrachloro-m-xylene	13733200	13267200	12925120	12351960	12109860	11759945	13762000	12844184	6.176	
$ 11 Decachlorobiphenyl	16476400	15055200	14416720	13842220	13562140	13328310	16508000	14741284	8.987	

Data File: \\PITSVR06\D\chem\gc10.i\09179.b\T0890523.D
Report Date: 18-Sep-2009 09:52

7E
HP6890 GC-10
MR-2

TestAmerica Pittsburgh

CONTINUING CALIBRATION COMPOUNDS

Instrument ID: gc10.i
Lab File ID: T0890523.D
Analysis Type:
Lab Sample ID: 2ND1660
Method: \\PITSVR06\D\chem\gc10.i\09179.b\PCBB.m

Injection Date: 17-SEP-2009 20:29
Init. Cal. Date(s): 17-SEP-2009 17-SEP-2009
Init. Cal. Times: 11:20 17:42
Quant Type: ESTD

COMPOUND	RRF / AMOUNT	RF0.500	MIN RRF	%D / %DRIFT	MAX %D / %DRIFT	CURVE TYPE	
4 Aroclor-1016(1)	358323	336864	0.010	5.98870	15.00000	Averaged	
(2)	341080	312610	0.010	8.34704	15.00000	Averaged	
(3)	254550	245448	0.010	3.57555	15.00000	Averaged	
(4)	338032	311664	0.010	7.80049	15.00000	Averaged	
(5)	274676	247806	0.010	9.78249	15.00000	Averaged	
$ 2 Tetrachloro-m-xylene	12844184	++++	0.000	++++	15.00000	Averaged	<-
$ 11 Decachlorobiphenyl	14741284	328600	0.010	97.77089	15.00000	Averaged	<-
8 Aroclor-1260(1)	822034	826768	0.010	-0.57590	15.00000	Averaged	
(2)	717815	603654	0.010	15.90394	15.00000	Averaged	<-
(3)	378246	333662	0.010	11.78707	15.00000	Averaged	
(4)	788296	679050	0.010	13.85853	15.00000	Averaged	
(5)	407433	363054	0.010	10.89230	15.00000	Averaged	

NA

O'K'

9/18/09

Data File: \\PITSVR06\D\chem\gc10.i\09179.b\T1090066.D
Report Date: 06-Oct-2009 07:48

TE
HPC8901oT
AR2

TestAmerica Pittsburgh

CONTINUING CALIBRATION COMPOUNDS

Instrument ID: gc10.i
Lab File ID: T1090066.D
Analysis Type:
Lab Sample ID: M1660
Method: \\PITSVR06\D\chem\gc10.i\09179.b\PCBB.m

Injection Date: 05-OCT-2009 13:40
Init. Cal. Date(s): 17-SEP-2009 17-SEP-2009
Init. Cal. Times: 11:20 17:42
Quant Type: ESTD

COMPOUND	RRF / AMOUNT	RF0.500	MIN RRF	%D / %DRIFT	MAX %D / %DRIFT	CURVE TYPE
4 Aroclor-1016(1)	358323	386006	0.010	-7.72574	15.00000	Averaged
(2)	341080	373462	0.010	-9.49393	15.00000	Averaged
(3)	254550	277530	0.010	-9.02789	15.00000	Averaged
(4)	338032	365030	0.010	-7.98676	15.00000	Averaged
(5)	274676	300834	0.010	-9.52315	15.00000	Averaged
$ 2 Tetrachloro-m-xylene	12844184	13135360	0.000	-2.26699	15.00000	Averaged
$ 11 Decachlorobiphenyl	14741284	14097520	0.010	4.36708	15.00000	Averaged
8 Aroclor-1260(1)	822034	886324	0.010	-7.82086	15.00000	Averaged
(2)	717815	738852	0.010	-2.93072	15.00000	Averaged
(3)	378246	391306	0.010	-3.45274	15.00000	Averaged
(4)	788296	810166	0.010	-2.77430	15.00000	Averaged
(5)	407433	415998	0.010	-2.10224	15.00000	Averaged

Data File: \\PITSVR06\D\chem\gc10.i\09179.b\T1090150.D
Report Date: 08-Oct-2009 07:22

7E
HP6890 GC-10
MR-2

TestAmerica Pittsburgh

CONTINUING CALIBRATION COMPOUNDS

Instrument ID: gc10.i
Lab File ID: T1090150.D
Analysis Type:
Lab Sample ID: M1660
Method: \\PITSVR06\D\chem\gc10.i\09179.b\PCBB.m

Injection Date: 07-OCT-2009 13:45
Init. Cal. Date(s): 17-SEP-2009 17-SEP-2009
Init. Cal. Times: 11:20 17:42
Quant Type: ESTD

COMPOUND	RRF / AMOUNT	RF0.500	MIN RRF	%D / %DRIFT	MAX %D / %DRIFT	CURVE TYPE
4 Aroclor-1016 (1)	358323	385852	0.010	-7.68277	15.00000	Averaged
(2)	341080	366254	0.010	-7.38064	15.00000	Averaged
(3)	254550	275628	0.010	-8.28069	15.00000	Averaged
(4)	338032	359794	0.010	-6.43780	15.00000	Averaged
(5)	274676	304408	0.010	-10.82432	15.00000	Averaged
$ 2 Tetrachloro-m-xylene	12844184	12976560	0.000	-1.03063	15.00000	Averaged
$ 11 Decachlorobiphenyl	14741284	14038680	0.010	4.76624	15.00000	Averaged
8 Aroclor-1260 (1)	822034	878342	0.010	-6.84985	15.00000	Averaged
(2)	717815	750642	0.010	-4.57320	15.00000	Averaged
(3)	378246	392204	0.010	-3.69015	15.00000	Averaged
(4)	788296	806714	0.010	-2.33639	15.00000	Averaged
(5)	407433	419924	0.010	-3.06583	15.00000	Averaged

Data File: \\PITSVR06\D\chem\gc10.i\09179.b\T1090169.D
Report Date: 08-Oct-2009 07:22

7E
HP6890 GC-10
MR-2

TestAmerica Pittsburgh

CONTINUING CALIBRATION COMPOUNDS

Instrument ID: gc10.i
Lab File ID: T1090169.D
Analysis Type:
Lab Sample ID: MH1660
Method: \\PITSVR06\D\chem\gc10.i\09179.b\PCBB.m

Injection Date: 07-OCT-2009 21:18
Init. Cal. Date(s): 17-SEP-2009 17-SEP-2009
Init. Cal. Times: 11:20 17:42
Quant Type: ESTD

COMPOUND	RRF / AMOUNT	RF1	MIN RRF	MIN %D / %DRIFT	MAX %D / %DRIFT	CURVE TYPE
4 Aroclor-1016 (1)	358323	361430	0.010	-0.86712	15.00000	Averaged
(2)	341080	349394	0.010	-2.43752	15.00000	Averaged
(3)	254550	262400	0.010	-3.08406	15.00000	Averaged
(4)	338032	348368	0.010	-3.05764	15.00000	Averaged
(5)	274676	291402	0.010	-6.08929	15.00000	Averaged
$ 2 Tetrachloro-m-xylene	12844184	12415540	0.000	3.33726	15.00000	Averaged
$ 11 Decachlorobiphenyl	14741284	12859660	0.010	12.76432	15.00000	Averaged
8 Aroclor-1260 (1)	822034	810552	0.010	1.39677	15.00000	Averaged
(2)	717815	692062	0.010	3.58767	15.00000	Averaged
(3)	378246	372019	0.010	1.64632	15.00000	Averaged
(4)	788296	744711	0.010	5.52905	15.00000	Averaged
(5)	407433	398587	0.010	2.17110	15.00000	Averaged

Data File: \\PITSVR06\D\chem\gc10.i\09179.b\T1090197.D
Report Date: 09-Oct-2009 18:51

7E
HP6890 GC-10
MR-2

TestAmerica Pittsburgh

CONTINUING CALIBRATION COMPOUNDS

Instrument ID: gc10.i
Lab File ID: T1090197.D
Analysis Type:
Lab Sample ID: M1660
Method: \\PITSVR06\D\chem\gc10.i\09179.b\PCBB.m

Injection Date: 08-OCT-2009 10:55
Init. Cal. Date(s): 17-SEP-2009 17-SEP-2009
Init. Cal. Times: 11:20 17:42
Quant Type: ESTD

COMPOUND	RRF / AMOUNT	RF0.500	MIN RRF	%D / %DRIFT	MAX %D / %DRIFT	CURVE TYPE
4 Aroclor-1016(1)	358323	376084	0.010	-4.95673	15.00000	Averaged
(2)	341080	363718	0.010	-6.63712	15.00000	Averaged
(3)	254550	275360	0.010	-8.17541	15.00000	Averaged
(4)	338032	357510	0.010	-5.76212	15.00000	Averaged
(5)	274676	304446	0.010	-10.83815	15.00000	Averaged
$ 2 Tetrachloro-m-xylene	12844184	12762160	0.000	0.63860	15.00000	Averaged
$ 11 Decachlorobiphenyl	14741284	14159680	0.010	3.94541	15.00000	Averaged
8 Aroclor-1260(1)	822034	868186	0.010	-5.61438	15.00000	Averaged
(2)	717815	736594	0.010	-2.61615	15.00000	Averaged
(3)	378246	387546	0.010	-2.45868	15.00000	Averaged
(4)	788296	807702	0.010	-2.46173	15.00000	Averaged
(5)	407433	418102	0.010	-2.61864	15.00000	Averaged

Data File: \\PITSVR06\D\chem\gc10.i\09179.b\T1090250.D
Report Date: 12-Oct-2009 13:20

TestAmerica Pittsburgh 7E

CONTINUING CALIBRATION COMPOUNDS HP6890 GC-10 MR-2

Instrument ID: gc10.i
Lab File ID: T1090250.D
Analysis Type:
Lab Sample ID: M1660
Method: \\PITSVR06\D\chem\gc10.i\09179.b\PCBB.m

Injection Date: 09-OCT-2009 13:45
Init. Cal. Date(s): 17-SEP-2009 17-SEP-2009
Init. Cal. Times: 11:20 17:42
Quant Type: ESTD

COMPOUND	RRF / AMOUNT	RF0.500	MIN RRF	%D / %DRIFT	MAX %D / %DRIFT	CURVE TYPE
4 Aroclor-1016 (1)	358323	386978	0.010	-7.99701	15.00000	Averaged
(2)	341080	380242	0.010	-11.48173	15.00000	Averaged
(3)	254550	281916	0.010	-10.75094	15.00000	Averaged
(4)	338032	359020	0.010	-6.20882	15.00000	Averaged
(5)	274676	312954	0.010	-13.93562	15.00000	Averaged
$ 2 Tetrachloro-m-xylene	12844184	13523040	0.000	-5.28532	15.00000	Averaged
$ 11 Decachlorobiphenyl	14741284	13382360	0.010	9.21849	15.00000	Averaged
8 Aroclor-1260 (1)	822034	858350	0.010	-4.41784	15.00000	Averaged
(2)	717815	721698	0.010	-0.54097	15.00000	Averaged
(3)	378246	377256	0.010	0.26177	15.00000	Averaged
(4)	788296	776938	0.010	1.44087	15.00000	Averaged
(5)	407433	402606	0.010	1.18468	15.00000	Averaged

Data File: \\PITSVR06\D\chem\gc10.i\09179.b\T1090272.D
Report Date: 12-Oct-2009 13:21

7E

TestAmerica Pittsburgh

HP6890 GC-10

CONTINUING CALIBRATION COMPOUNDS

MR-2

Instrument ID: gc10.i
Lab File ID: T1090272.D
Analysis Type:
Lab Sample ID: MH1660
Method: \\PITSVR06\D\chem\gc10.i\09179.b\PCBB.m

Injection Date: 09-OCT-2009 22:31
Init. Cal. Date(s): 17-SEP-2009 17-SEP-2009
Init. Cal. Times: 11:20 17:42
Quant Type: ESTD

COMPOUND	RRF / AMOUNT	RF1	MIN RRF	%D / %DRIFT	MAX %D / %DRIFT	CURVE TYPE
4 Aroclor-1016 (1)	358323	369513	0.010	-3.12291	15.00000	Averaged
(2)	341080	353786	0.010	-3.72519	15.00000	Averaged
(3)	254550	260629	0.010	-2.38832	15.00000	Averaged
(4)	338032	346300	0.010	-2.44587	15.00000	Averaged
(5)	274676	295306	0.010	-7.51060	15.00000	Averaged
$ 2 Tetrachloro-m-xylene	12844184	12604120	0.000	1.86905	15.00000	Averaged
$ 11 Decachlorobiphenyl	14741284	12775480	0.010	13.33537	15.00000	Averaged
8 Aroclor-1260 (1)	822034	800446	0.010	2.62616	15.00000	Averaged
(2)	717815	670997	0.010	6.52227	15.00000	Averaged
(3)	378246	369346	0.010	2.35300	15.00000	Averaged
(4)	788296	744375	0.010	5.57167	15.00000	Averaged
(5)	407433	388784	0.010	4.57714	15.00000	Averaged

Data File: \\PITSVR06\D\chem\gc10.i\09179.b\T1090279.D
Report Date: 12-Oct-2009 14:49

TestAmerica Pittsburgh

7E
HP6890 GC-10

CONTINUING CALIBRATION COMPOUNDS

Instrument ID: gc10.i
Lab File ID: T1090279.D
Analysis Type:
Lab Sample ID: M1660
Method: \\PITSVR06\D\chem\gc10.i\09179.b\PCBB.m

Injection Date: 10-OCT-2009 01:18
Init. Cal. Date(s): 17-SEP-2009 17-SEP-2009
Init. Cal. Times: 11:20 17:42
Quant Type: ESTD

COMPOUND	RRF / AMOUNT	RF0.500	MIN RRF	%D / %DRIFT	MAX %D / %DRIFT	CURVE TYPE
4 Aroclor-1016 (1)	358323	401258	0.010	-11.98224	15.00000	Averaged
(2)	341080	384534	0.010	-12.74008	15.00000	Averaged
(3)	254550	288674	0.010	-13.40582	15.00000	Averaged
(4)	338032	368382	0.010	-8.97838	15.00000	Averaged
(5)	274676	306970	0.010	-11.75705	15.00000	Averaged
$ 2 Tetrachloro-m-xylene	12844184	13873720	0.000	-8.01558	15.00000	Averaged
$ 11 Decachlorobiphenyl	14741284	13888120	0.010	5.78758	15.00000	Averaged
8 Aroclor-1260 (1)	822034	881130	0.010	-7.18901	15.00000	Averaged
(2)	717815	739816	0.010	-3.06502	15.00000	Averaged
(3)	378246	387222	0.010	-2.37302	15.00000	Averaged
(4)	788296	805272	0.010	-2.15347	15.00000	Averaged
(5)	407433	407914	0.010	-0.11811	15.00000	Averaged

Data File: \\PITSVR06\D\chem\gc10.i\09179.b\T1090465.D
Report Date: 16-Oct-2009 13:20

7E
HP6890 GC-10
MR-2

TestAmerica Pittsburgh

CONTINUING CALIBRATION COMPOUNDS

Instrument ID: gc10.i
Lab File ID: T1090465.D
Analysis Type:
Lab Sample ID: M1660
Method: \\PITSVR06\D\chem\gc10.i\09179.b\PCBB.m

Injection Date: 15-OCT-2009 16:37
Init. Cal. Date(s): 17-SEP-2009 17-SEP-2009
Init. Cal. Times: 11:20 17:42
Quant Type: ESTD

COMPOUND	RRF / AMOUNT	RF0.500	MIN RRF	%D / %DRIFT	MAX %D / %DRIFT	CURVE TYPE
4 Aroclor-1016(1)	358323	389644	0.010	-8.74103	15.00000	Averaged
(2)	341080	376166	0.010	-10.28670	15.00000	Averaged
(3)	254550	279156	0.010	-9.66667	15.00000	Averaged
(4)	338032	360892	0.010	-6.76262	15.00000	Averaged
(5)	274676	303304	0.010	-10.42239	15.00000	Averaged
$ 2 Tetrachloro-m-xylene	12844184	13337800	0.000	-3.84311	15.00000	Averaged
$ 11 Decachlorobiphenyl	14741284	14057920	0.010	4.63572	15.00000	Averaged
8 Aroclor-1260(1)	822034	855552	0.010	-4.07746	15.00000	Averaged
(2)	717815	725354	0.010	-1.05029	15.00000	Averaged
(3)	378246	382920	0.010	-1.23567	15.00000	Averaged
(4)	788296	786366	0.010	0.24487	15.00000	Averaged
(5)	407433	414704	0.010	-1.78464	15.00000	Averaged

Data File: \\PITSVR06\D\chem\gc10.i\09179.b\T1090486.D
Report Date: 16-Oct-2009 15:06

7E
HP6890 10T
MAZ

TestAmerica Pittsburgh

CONTINUING CALIBRATION COMPOUNDS

Instrument ID: gc10.i
Lab File ID: T1090486.D
Analysis Type: SOIL
Lab Sample ID: MH1660
Method: \\PITSVR06\D\chem\gc10.i\09179.b\PCBB.m

Injection Date: 16-OCT-2009 01:07
Init. Cal. Date(s): 17-SEP-2009 17-SEP-2009
Init. Cal. Times: 11:20 17:42
Quant Type: ESTD

COMPOUND	RRF / AMOUNT	RF1	MIN RRF	%D / %DRIFT	MAX %D / %DRIFT	CURVE TYPE
4 Aroclor-1016(1)	358323	387823	0.010	-8.23283	15.00000	Averaged
(2)	341080	378683	0.010	-11.02465	15.00000	Averaged
(3)	254550	276549	0.010	-8.64251	15.00000	Averaged
(4)	338032	361712	0.010	-7.00520	15.00000	Averaged
(5)	274676	320617	0.010	-16.72545	15.00000	Averaged
$ 2 Tetrachloro-m-xylene	12844184	13067840	0.000	-1.74131	15.00000	Averaged
$ 11 Decachlorobiphenyl	14741284	13888960	0.010	5.78189	15.00000	Averaged
8 Aroclor-1260(1)	822034	860599	0.010	-4.69143	15.00000	Averaged
(2)	717815	724435	0.010	-0.92226	15.00000	Averaged
(3)	378246	394734	0.010	-4.35903	15.00000	Averaged
(4)	788296	793044	0.010	-0.60228	15.00000	Averaged
(5)	407433	411576	0.010	-1.01691	15.00000	Averaged

10.3

SW846 8082 METHOD BLANK SUMMARY

BLANK WORKORDER NO.: LL18C1AA

Lab Name: TestAmerica Laboratories, Inc.

Lab Code: TALPIT

SDG Number:

Lab File ID: T1090167.

Lot Number: C9J020291

Matrix: SOLID

Extraction Method: 3541

Date Extracted: 10/06/09

Date Analyzed(1): 10/07/09

Date Analyzed(2): N/A

Time Analyzed(1): 20:30

Time Analyzed(2): N/A

Instrument ID(1): S/T

Instrument ID(2): N/A

GC Column(1): MR1/MR2 ID: 053 GC Column(2): N/A ID: N/A

THIS METHOD BLANK APPLIES TO THE FOLLOWING SAMPLES, MS, AND MSD:

	CLIENT ID.	SAMPLE WORK ORDER #	DATE ANALYZED(1)	DATE ANALYZED(2)
01	SD-07-01	LLXLA1AA	10/07/09	N/A
02	SD-07-01	LLXLA1A2 S	10/07/09	N/A
03	SD-07-01	LLXLA1A3 D	10/07/09	N/A
04	SD-07-02	LLXLG1AD	10/07/09	N/A
05	SD-4-SS	LLXLX1AD	10/07/09	N/A
06	SD-4-01	LLXL01AD	10/07/09	N/A
07	SD-4-02	LLXL11AD	10/07/09	N/A
08	SD-05-SS	LLXL21AD	10/07/09	N/A
09	SD-05-01	LLXL31AD	10/07/09	N/A
10	SD-05-02	LLXL51AD	10/07/09	N/A
11	SD-01-SS	LLXL61AD	10/07/09	N/A
12	SD-01-01	LLXL81AD	10/07/09	N/A
13	SD-01-02	LLXMA1AD	10/07/09	N/A
14	SD-07-SS	LLXMC1AD	10/07/09	N/A
15	SD-05-SS	LLXNL1AD	10/07/09	N/A
16	CHECK SAMPLE	LL18C1AC C	10/07/09	N/A
17				
18				
19				
20				

COMMENTS:

FORM IV

METHOD BLANK REPORT

GC Semivolatiles

Client Lot #...: C9J020291
MB Lot-Sample #: C9J060000-053
Work Order #...: LL18C1AA
Matrix.....: SOLID

Prep Date.....: 10/06/09
Analysis Time..: 20:30
Analysis Date..: 10/07/09
Prep Batch #...: 9279053
Final Wgt/Vol..: 10 mL
Dilution Factor: 1
Initial Wgt/Vol: 15 g
Instrument ID..: S/T
Analyst ID.....: 402360

PARAMETER	RESULT	REPORTING LIMIT	UNITS	METHOD
Aroclor 1016	ND	17	ug/kg	SW846 8082
Aroclor 1221	ND	17	ug/kg	SW846 8082
Aroclor 1232	ND	17	ug/kg	SW846 8082
Aroclor 1242	ND	17	ug/kg	SW846 8082
Aroclor 1248	ND	17	ug/kg	SW846 8082
Aroclor 1254	ND	17	ug/kg	SW846 8082
Aroclor 1260	ND	17	ug/kg	SW846 8082

SURROGATE	PERCENT RECOVERY	RECOVERY LIMITS
Tetrachloro-m-xylene	110	(35 - 140)
Decachlorobiphenyl	94	(35 - 140)

NOTE(S):

Calculations are performed before rounding to avoid round-off errors in calculated results.

SW846 8082 METHOD BLANK SUMMARY

BLANK WORKORDER NO.: LL6PA1AA

Lab Name: TestAmerica Laboratories, Inc.

Lab Code: TALPIT

SDG Number:

Lab File ID: T1090270.

Lot Number: C9J020291

Matrix: SOLID

Extraction Method: 3541

Date Extracted: 10/08/09

Date Analyzed(1): 10/09/09

Date Analyzed(2): N/A

Time Analyzed(1): 21:43

Time Analyzed(2): N/A

Instrument ID(1): S/T

Instrument ID(2): N/A

GC Column(1): MR1/MR2 ID: 053 GC Column(2): N/A ID: N/A

THIS METHOD BLANK APPLIES TO THE FOLLOWING SAMPLES, MS, AND MSD:

	CLIENT ID.	SAMPLE WORK ORDER #	DATE ANALYZED(1)	DATE ANALYZED(2)
01	SD-08-SS	LLXLH1AD	10/09/09	N/A
02	SD-08-SS	LLXLH1A2 S	10/09/09	N/A
03	SD-08-SS	LLXLH1A3 D	10/09/09	N/A
04	SD-08-01	LLXLJ1AD	10/09/09	N/A
05	SD-08-02	LLXLK1AD	10/09/09	N/A
06	SD-08-02	LLXLL1AD	10/09/09	N/A
07	SD-02-SS	LLXLM1AD	10/09/09	N/A
08	SD-02-01	LLXLP1AD	10/09/09	N/A
09	SD-02-02	LLXLT1AD	10/09/09	N/A
10	SD-03-SS	LLXLV1AD	10/09/09	N/A
11	SD-03-01	LLXMD1AD	10/09/09	N/A
12	SD-03-01	LLXME1AD	10/09/09	N/A
13	SD-03-02	LLXMF1AD	10/09/09	N/A
14	SD-10-SS	LLXMG1AD	10/09/09	N/A
15	SD-10-01	LLXMH1AD	10/09/09	N/A
16	SD-10-02	LLXMJ1AD	10/09/09	N/A
17	SD-13-SS	LLXMK1AD	10/09/09	N/A
18	SD-13-01	LLXML1AD	10/09/09	N/A
19	SD-13-02	LLXMN1AD	10/09/09	N/A
20	SD-12-SS	LLXMP1AD	10/09/09	N/A
21	SD-12-01	LLXMV1AD	10/09/09	N/A
22	SD-12-02	LLXMX1AD	10/10/09	N/A
23	CHECK SAMPLE	LL6PA1AC C	10/09/09	N/A

COMMENTS:

FORM IV

METHOD BLANK REPORT

GC Semivolatiles

Client Lot #...: C9J020291
MB Lot-Sample #: C9J080000-068

Work Order #...: LL6PA1AA

Matrix.....: SOLID

Prep Date.....: 10/08/09
Prep Batch #...: 9281068
Initial Wgt/Vol: 15 g
Analyst ID.....: 402360

Analysis Date..: 10/09/09
Dilution Factor: 1

Analysis Time..: 21:43
Final Wgt/Vol..: 10 mL
Instrument ID..: S/T

PARAMETER	RESULT	REPORTING LIMIT	UNITS	METHOD
Aroclor 1016	ND	17	ug/kg	SW846 8082
Aroclor 1221	ND	17	ug/kg	SW846 8082
Aroclor 1232	ND	17	ug/kg	SW846 8082
Aroclor 1242	ND	17	ug/kg	SW846 8082
Aroclor 1248	ND	17	ug/kg	SW846 8082
Aroclor 1254	ND	17	ug/kg	SW846 8082
Aroclor 1260	ND	17	ug/kg	SW846 8082

SURROGATE	PERCENT RECOVERY	RECOVERY LIMITS
Tetrachloro-m-xylene	79	(35 - 140)
Decachlorobiphenyl	70	(35 - 140)

NOTE(S):

Calculations are performed before rounding to avoid round-off errors in calculated results.

SW846 8082 METHOD BLANK SUMMARY

BLANK WORKORDER NO.: LL89P1AA

Lab Name: TestAmerica Laboratories, Inc.

Lab Code: TALPIT

SDG Number:

Lab File ID: T1090484.

Lot Number: C9J020291

Matrix: SOLID

Extraction Method: 3541

Date Extracted: 10/10/09

Date Analyzed(1): 10/16/09

Date Analyzed(2): N/A

Time Analyzed(1): 00:19

Time Analyzed(2): N/A

Instrument ID(1): S/T

Instrument ID(2): N/A

GC Column(1): MR1/MR2 ID: 053 GC Column(2): N/A ID: N/A

THIS METHOD BLANK APPLIES TO THE FOLLOWING SAMPLES, MS, AND MSD:

	CLIENT ID.	SAMPLE WORK ORDER #	DATE ANALYZED(1)	DATE ANALYZED(2)
01	SD-11-SS	LLXM01AD	10/15/09	N/A
02	SD-11-SS	LLXM01A2 S	10/15/09	N/A
03	SD-11-SS	LLXM01A3 D	10/15/09	N/A
04	SD-11-01	LLXM21AD	10/15/09	N/A
05	SD-11-02	LLXM31AD	10/15/09	N/A
06	SD-06-SS	LLXM41AD	10/15/09	N/A
07	SD-06-01	LLXM51AD	10/15/09	N/A
08	SD-06-02	LLXM71AD	10/15/09	N/A
09	SD-09-SS	LLXM81AD	10/15/09	N/A
10	SD-09-01	LLXM91AD	10/15/09	N/A
11	SD-09-02	LLXNA1AD	10/15/09	N/A
12	SD-09-SS	LLXNC1AD	10/15/09	N/A
13	SD-15-SS	LLXND1AD	10/15/09	N/A
14	SD-15-01	LLXNG1AD	10/15/09	N/A
15	SD-14-SS	LLXNH1AD	10/15/09	N/A
16	SD-14-01	LLXNJ1AD	10/15/09	N/A
17	SD-14-02	LLXNK1AD	10/15/09	N/A
18	CHECK SAMPLE	LL89P1AC C	10/16/09	N/A
19				
20				

COMMENTS:

FORM IV

METHOD BLANK REPORT

GC Semivolatiles

Client Lot #...: C9J020291
MB Lot-Sample #: C9J090000-049
Work Order #...: LL89P1AA
Matrix.....: SOLID

Prep Date.....: 10/10/09
Analysis Time..: 00:19
Analysis Date..: 10/16/09
Prep Batch #...: 9282049
Final Wgt/Vol..: 10 mL
Dilution Factor: 1
Initial Wgt/Vol: 15 g
Instrument ID..: S/T
Analyst ID.....: 402360

PARAMETER	RESULT	REPORTING LIMIT	UNITS	METHOD
Aroclor 1016	ND	17	ug/kg	SW846 8082
Aroclor 1221	ND	17	ug/kg	SW846 8082
Aroclor 1232	ND	17	ug/kg	SW846 8082
Aroclor 1242	ND	17	ug/kg	SW846 8082
Aroclor 1248	ND	17	ug/kg	SW846 8082
Aroclor 1254	ND	17	ug/kg	SW846 8082
Aroclor 1260	ND	17	ug/kg	SW846 8082

SURROGATE	PERCENT RECOVERY	RECOVERY LIMITS
Tetrachloro-m-xylene	109	(35 - 140)
Decachlorobiphenyl	95	(35 - 140)

NOTE(S):

Calculations are performed before rounding to avoid round-off errors in calculated results.

10B

PESTICIDE IDENTIFICATION SUMMARY
FOR MULTICOMPONENT ANALYTES

EPA SAMPLE NO.

SD-4-SS

Lab Name: TESTAMERICA PITTSBURGH Contract:

Lab Code: TA Case No.: SAS No.: 40325 SDG No.: C9J020291

Lab Sample ID: LLXLX1AD Date(s) Analyzed: 10/07/09 10/07/09

Instrument ID (1): GC10 Instrument ID (2): GC10

GC Column(1): MR-2 ID: 0.53(mm) GC Column(2): MR-1 ID: 0.53(mm)

ANALYTE	PEAK	RT	RT WINDOW FROM	RT WINDOW TO	CONCENTRATION	MEAN CONCENTRATION	%D
	1	9.43	9.36	9.50	14.401		
Aroclor-1254	2	9.74	9.67	9.81	33.601		
	3	9.95	9.88	10.02	15.624		
COLUMN 1	4						
	5					21.208	
	1	8.30	8.22	8.36	14.130		
	2	8.70	8.62	8.76	16.879		
	3	9.15	9.07	9.21	7.4776		
COLUMN 2	4	9.69	9.61	9.75	31.820		
	5					17.576	20.7
						RPD= 18.7	
	1	10.15	10.10	10.20	23.335		
Aroclor-1260	2	10.78	10.73	10.83	15.837		
	3	10.85	10.80	10.90	13.894		
COLUMN 1	4	11.15	11.10	11.20	13.937		
	5	11.29	11.24	11.34	17.147	16.830	
	1	9.69	9.63	9.73	16.524		
	2	10.64	10.59	10.69	21.747		
	3	10.79	10.74	10.84	15.196		
COLUMN 2	4	11.93	11.87	11.97	22.085		
	5					18.888	12.2
						RPD= 11.5	
	1						
	2						
	3						
COLUMN 1	4						
	5						
	1						
	2						
	3						
COLUMN 2	4						
	5						

At least 3 peaks for each column are required for identification of multicomponent analytes.

10B

PESTICIDE IDENTIFICATION SUMMARY
FOR MULTICOMPONENT ANALYTES

EPA SAMPLE NO.

SD-4-01

Lab Name: TESTAMERICA PITTSBURGH Contract:

Lab Code: TA Case No.: SAS No.: 40325 SDG No.: C9J020291

Lab Sample ID: LLXL01AD Date(s) Analyzed: 10/07/09 10/07/09

Instrument ID (1): GC10 Instrument ID (2): GC10

GC Column(1): MR-2 ID: 0.53(mm) GC Column(2): MR-1 ID: 0.53(mm)

ANALYTE	PEAK	RT	RT WINDOW FROM	RT WINDOW TO	CONCENTRATION	MEAN CONCENTRATION	%D
	1	9.21	9.17	9.31	36.921		
Aroclor-1254	2	9.43	9.36	9.50	15.913		
	3	9.74	9.67	9.81	40.583		
COLUMN 1	4	9.95	9.88	10.02	15.754		
	5					27.293	
	1	8.30	8.22	8.36	19.080		
	2	8.70	8.62	8.76	22.810		
	3	9.15	9.07	9.21	10.940		
COLUMN 2	4	9.69	9.61	9.75	39.153		
	5					22.996	18.7
						RPD= 17.1	
	1	10.78	10.73	10.83	13.147		
Aroclor-1260	2	10.86	10.80	10.90	12.343		
	3	11.15	11.10	11.20	12.250		
COLUMN 1	4	11.29	11.24	11.34	15.646		
	5					13.346	
	1	10.64	10.59	10.69	19.448		
	2	10.80	10.74	10.84	13.148		
	3	11.93	11.87	11.97	19.745		
COLUMN 2	4						
	5					17.447	30.7
						RPD= 26.6	
	1						
	2						
	3						
COLUMN 1	4						
	5						
	1						
	2						
	3						
COLUMN 2	4						
	5						

At least 3 peaks for each column are required for identification of multicomponent analytes.

10B

PESTICIDE IDENTIFICATION SUMMARY
FOR MULTICOMPONENT ANALYTES

EPA SAMPLE NO.

SD-4-02

Lab Name: TESTAMERICA PITTSBURGH Contract:

Lab Code: TA Case No.: SAS No.: 40325 SDG No.: C9J020291

Lab Sample ID: LLXL11AD Date(s) Analyzed: 10/07/09 10/07/09

Instrument ID (1): GC10 Instrument ID (2): GC10

GC Column(1): MR-2 ID: 0.53(mm) GC Column(2): MR-1 ID: 0.53(mm)

ANALYTE	PEAK	RT	RT WINDOW FROM	RT WINDOW TO	CONCENTRATION	MEAN CONCENTRATION	%D
Aroclor-1254	1	9.21	9.17	9.31	52.808		
	2	9.43	9.36	9.50	19.973		
COLUMN 1	3	9.95	9.88	10.02	16.122		
	4						
	5					29.634	
	1	8.30	8.22	8.36	27.527		
	2	8.70	8.62	8.76	32.878		
	3	9.15	9.07	9.21	13.617		
COLUMN 2	4						
	5					24.674	20.1
						RPD= 18.3	
Aroclor-1260	1	10.78	10.73	10.83	24.184		
	2	10.86	10.80	10.90	24.629		
COLUMN 1	3	11.15	11.10	11.20	21.863		
	4	11.29	11.24	11.34	27.252		
	5					24.482	
	1	10.64	10.59	10.69	28.017		
	2	10.80	10.74	10.84	24.847		
	3	11.93	11.87	11.97	36.156		
COLUMN 2	4						
	5					29.673	21.2
						RPD= 19.2	
	1						
	2						
	3						
COLUMN 1	4						
	5						
	1						
	2						
	3						
COLUMN 2	4						
	5						

At least 3 peaks for each column are required for identification of multicomponent analytes.

10B

PESTICIDE IDENTIFICATION SUMMARY
FOR MULTICOMPONENT ANALYTES

EPA SAMPLE NO.

SD-05-SS

Lab Name: TESTAMERICA PITTSBURGH Contract:

Lab Code: TA Case No.: SAS No.: 40325 SDG No.: C9J020291

Lab Sample ID: LLXL21AD Date(s) Analyzed: 10/07/09 10/07/09

Instrument ID (1): GC10 Instrument ID (2): GC10

GC Column(1): MR-2 ID: 0.53(mm) GC Column(2): MR-1 ID: 0.53(mm)

ANALYTE	PEAK	RT	RT WINDOW FROM	RT WINDOW TO	CONCENTRATION	MEAN CONCENTRATION	%D
Aroclor-1260	1	10.78	10.73	10.83	5.5376		
	2	10.85	10.80	10.90	6.7451		
	3	11.15	11.10	11.20	4.4758		
COLUMN 1	4	11.29	11.24	11.34	6.9175		
	5					5.9190	
	1	10.64	10.59	10.69	5.3026		
	2	10.80	10.74	10.84	6.6556		
	3	11.93	11.87	11.97	8.8511		
COLUMN 2	4						
	5					6.9365	17.2
						RPD= 15.8	
	1						
	2						
	3						
COLUMN 1	4						
	5						
	1						
	2						
	3						
COLUMN 2	4						
	5						
	1						
	2						
	3						
COLUMN 1	4						
	5						
	1						
	2						
	3						
COLUMN 2	4						
	5						

At least 3 peaks for each column are required for identification of multicomponent analytes.

10B

PESTICIDE IDENTIFICATION SUMMARY
FOR MULTICOMPONENT ANALYTES

EPA SAMPLE NO.

SD-01-SS

Lab Name: TESTAMERICA PITTSBURGH Contract:

Lab Code: TA Case No.: SAS No.: 40325 SDG No.: C9J020291

Lab Sample ID: LLXL61AD Date(s) Analyzed: 10/07/09 10/07/09

Instrument ID (1): GC10 Instrument ID (2): GC10

GC Column(1): MR-2 ID: 0.53(mm) GC Column(2): MR-1 ID: 0.53(mm)

ANALYTE	PEAK	RT	RT WINDOW FROM	RT WINDOW TO	CONCENTRATION	MEAN CONCENTRATION	%D
Aroclor-1254	1	9.43	9.36	9.50	10.411		
	2	9.74	9.67	9.81	38.581		
	3	9.95	9.88	10.02	7.6101		
COLUMN 1	4						
	5					18.867	
	1	8.30	8.22	8.36	10.540		
	2	8.70	8.62	8.76	17.471		
	3	9.15	9.07	9.21	7.1622		
COLUMN 2	4	9.69	9.61	9.75	30.939		
	5					16.528	14.2
						RPD= 13.2	
Aroclor-1260	1	10.78	10.73	10.83	15.119		
	2	10.85	10.80	10.90	18.815		
	3	11.15	11.10	11.20	13.240		
COLUMN 1	4	11.29	11.24	11.34	18.282		
	5					16.364	
	1	9.69	9.63	9.73	16.066		
	2	10.64	10.59	10.69	16.024		
	3	10.79	10.74	10.84	15.854		
COLUMN 2	4	11.93	11.87	11.97	20.417		
	5					17.090	4.4
						RPD= 4.3	
	1						
	2						
	3						
COLUMN 1	4						
	5						
	1						
	2						
	3						
COLUMN 2	4						
	5						

At least 3 peaks for each column are required for identification of multicomponent analytes.

10B
PESTICIDE IDENTIFICATION SUMMARY
FOR MULTICOMPONENT ANALYTES

EPA SAMPLE NO.

SD-11-SS

Lab Name: TESTAMERICA PITTSBURGH Contract:

Lab Code: TA Case No.: SAS No.: 40325 SDG No.: C9J020291

Lab Sample ID: LLXM01AD Date(s) Analyzed: 10/15/09 10/15/09

Instrument ID (1): GC10 Instrument ID (2): GC10

GC Column(1): MR-2 ID: 0.53(mm) GC Column(2): MR-1 ID: 0.53(mm)

ANALYTE	PEAK	RT	RT WINDOW FROM	RT WINDOW TO	CONCENTRATION	MEAN CONCENTRATION	%D
	1	9.20	9.17	9.31	41.940		
Aroclor-1254	2	9.42	9.36	9.50	15.327		
	3	9.73	9.67	9.81	37.252		
COLUMN 1	4	9.94	9.88	10.02	15.634		
	5	10.14	10.08	10.22	41.478	30.326	
	1	8.29	8.22	8.36	18.041		
	2	8.69	8.62	8.76	21.353		
	3	9.14	9.07	9.21	9.4412		
COLUMN 2	4	9.68	9.61	9.75	38.166		
	5					21.750	39.4
						RPD= 32.9	
	1	10.77	10.73	10.83	10.252		
Aroclor-1260	2	10.85	10.80	10.90	8.4566		
	3	11.15	11.10	11.20	8.1805		
COLUMN 1	4	11.28	11.24	11.34	12.578		
	5					9.8669	
	1	9.68	9.63	9.73	19.819		
	2	10.63	10.59	10.69	19.369		
	3	10.79	10.74	10.84	11.705		
COLUMN 2	4	11.92	11.87	11.97	15.715		
	5					16.652	68.8
						RPD= 51.2	
	1						
	2						
	3						
COLUMN 1	4						
	5						
	1						
	2						
	3						
COLUMN 2	4						
	5						

At least 3 peaks for each column are required for identification of multicomponent analytes.

10B

PESTICIDE IDENTIFICATION SUMMARY
FOR MULTICOMPONENT ANALYTES

EPA SAMPLE NO.

SD-06-SS

Lab Name: TESTAMERICA PITTSBURGH Contract:

Lab Code: TA Case No.: SAS No.: 40325 SDG No.: C9J020291

Lab Sample ID: LLXM41AD Date(s) Analyzed: 10/15/09 10/15/09

Instrument ID (1): GC10 Instrument ID (2): GC10

GC Column(1): MR-2 ID: 0.53(mm) GC Column(2): MR-1 ID: 0.53(mm)

ANALYTE	PEAK	RT	RT WINDOW FROM	RT WINDOW TO	CONCENTRATION	MEAN CONCENTRATION	%D
Aroclor-1254 COLUMN 1	1	9.20	9.17	9.31	36.445		
	2	9.42	9.36	9.50	15.726		
	3	9.73	9.67	9.81	44.689		
	4	9.94	9.88	10.02	14.630		
	5					27.872	
Aroclor-1254 COLUMN 2	1	8.29	8.22	8.36	18.994		
	2	8.69	8.62	8.76	19.881		
	3	9.14	9.07	9.21	6.9571		
	4	9.68	9.61	9.75	43.373		
	5					22.302	25.0
						RPD= 22.2	
Aroclor-1260 COLUMN 1	1	10.77	10.73	10.83	12.449		
	2	10.85	10.80	10.90	11.210		
	3	11.15	11.10	11.20	10.854		
	4	11.28	11.24	11.34	16.520		
	5					12.758	
Aroclor-1260 COLUMN 2	1	9.68	9.63	9.73	22.523		
	2	10.63	10.59	10.69	17.249		
	3	10.79	10.74	10.84	13.398		
	4	11.93	11.87	11.97	17.509		
	5					17.670	38.5
						RPD= 32.3	
_____ COLUMN 1	1						
	2						
	3						
	4						
	5						
_____ COLUMN 2	1						
	2						
	3						
	4						
	5						

At least 3 peaks for each column are required for identification of multicomponent analytes.

10B

PESTICIDE IDENTIFICATION SUMMARY
FOR MULTICOMPONENT ANALYTES

EPA SAMPLE NO.

SD-06-01

Lab Name: TESTAMERICA PITTSBURGH Contract:

Lab Code: TA Case No.: SAS No.: 40325 SDG No.: C9J020291

Lab Sample ID: LLXM51AD Date(s) Analyzed: 10/15/09 10/15/09

Instrument ID (1): GC10 Instrument ID (2): GC10

GC Column(1): MR-2 ID: 0.53(mm) GC Column(2): MR-1 ID: 0.53(mm)

ANALYTE	PEAK	RT	RT WINDOW FROM	RT WINDOW TO	CONCENTRATION	MEAN CONCENTRATION	%D
	1	9.20	9.17	9.31	52.698		
Aroclor-1254	2	9.42	9.36	9.50	13.880		
	3	9.94	9.88	10.02	11.923		
COLUMN 1	4						
	5					26.167	
	1	8.29	8.22	8.36	20.031		
	2	8.69	8.62	8.76	24.360		
	3	9.14	9.07	9.21	8.8521		
COLUMN 2	4						
	5					17.748	47.4
						RPD= 38.3	
	1	10.77	10.73	10.83	15.607		
Aroclor-1260	2	10.85	10.80	10.90	15.562		
	3	11.15	11.10	11.20	12.716		
COLUMN 1	4	11.28	11.24	11.34	19.335		
	5					15.805	
	1	9.68	9.63	9.73	36.140		
	2	10.63	10.59	10.69	19.805		
	3	10.79	10.74	10.84	19.146		
COLUMN 2	4	11.92	11.87	11.97	27.101		
	5					25.548	61.6
						RPD= 47.1	
	1						
	2						
	3						
COLUMN 1	4						
	5						
	1						
	2						
	3						
COLUMN 2	4						
	5						

At least 3 peaks for each column are required for identification of multicomponent analytes.

10B

PESTICIDE IDENTIFICATION SUMMARY
FOR MULTICOMPONENT ANALYTES

EPA SAMPLE NO.

SD-09-SS

Lab Name: TESTAMERICA PITTSBURGH Contract:

Lab Code: TA Case No.: SAS No.: 40325 SDG No.: C9J020291

20:45

Lab Sample ID: LLXM81AD Date(s) Analyzed: 10/15/09 10/15/09

Instrument ID (1): GC10 Instrument ID (2): GC10

GC Column(1): MR-2 ID: 0.53(mm) GC Column(2): MR-1 ID: 0.53(mm)

ANALYTE	PEAK	RT	RT WINDOW FROM	RT WINDOW TO	CONCENTRATION	MEAN CONCENTRATION	%D
	1	9.20	9.17	9.31	31.989		
Aroclor-1254	2	9.42	9.36	9.50	12.906		
	3	9.73	9.67	9.81	31.427		
COLUMN 1	4	9.93	9.88	10.02	16.779		
	5					23.275	
	1	8.29	8.22	8.36	13.681		
	2	8.69	8.62	8.76	17.349		
	3	9.14	9.07	9.21	9.4813		
COLUMN 2	4	9.68	9.61	9.75	34.070		
	5					18.645	24.8
						RPD= 22.1	
	1	10.77	10.73	10.83	10.624		
Aroclor-1260	2	10.85	10.80	10.90	8.4724		
	3	11.15	11.10	11.20	9.0524		
COLUMN 1	4	11.28	11.24	11.34	13.584		
	5					10.433	
	1	9.68	9.63	9.73	17.692		
	2	10.63	10.59	10.69	19.591		
	3	10.79	10.74	10.84	12.295		
COLUMN 2	4	11.92	11.87	11.97	15.516		
	5					16.273	56.0
						RPD= 43.7	
	1						
	2						
	3						
COLUMN 1	4						
	5						
	1						
	2						
	3						
COLUMN 2	4						
	5						

At least 3 peaks for each column are required for identification of multicomponent analytes.

10B

PESTICIDE IDENTIFICATION SUMMARY FOR MULTICOMPONENT ANALYTES

EPA SAMPLE NO.

SD-09-01

Lab Name: TESTAMERICA PITTSBURGH Contract:

Lab Code: TA Case No.: SAS No.: 40325 SDG No.: C9J020291

Lab Sample ID: LLXM91AD Date(s) Analyzed: 10/15/09 10/15/09

Instrument ID (1): GC10 Instrument ID (2): GC10

GC Column(1): MR-2 ID: 0.53(mm) GC Column(2): MR-1 ID: 0.53(mm)

ANALYTE	PEAK	RT	RT WINDOW FROM	RT WINDOW TO	CONCENTRATION	MEAN CONCENTRATION	%D
Aroclor-1254 COLUMN 1	1	9.20	9.17	9.31	44.351		
	2	9.42	9.36	9.50	17.333		
	3	9.73	9.67	9.81	45.988		
	4	9.94	9.88	10.02	17.351		
	5					31.256	
Aroclor-1254 COLUMN 2	1	8.29	8.22	8.36	19.199		
	2	8.69	8.62	8.76	21.760		
	3	9.14	9.07	9.21	6.7334		
	4	9.68	9.61	9.75	45.474		
	5					23.292	34.2
						RPD= 29.2	
Aroclor-1260 COLUMN 1	1	10.77	10.73	10.83	14.149		
	2	10.85	10.80	10.90	12.492		
	3	11.15	11.10	11.20	11.840		
	4	11.28	11.24	11.34	19.391		
	5					14.468	
Aroclor-1260 COLUMN 2	1	9.68	9.63	9.73	23.614		
	2	10.63	10.59	10.69	20.152		
	3	10.79	10.74	10.84	14.522		
	4	11.92	11.87	11.97	18.985		
	5					19.318	33.5
						RPD= 28.7	
COLUMN 1	1						
	2						
	3						
	4						
	5						
COLUMN 2	1						
	2						
	3						
	4						
	5						

At least 3 peaks for each column are required for identification of multicomponent analytes.

10B

PESTICIDE IDENTIFICATION SUMMARY
FOR MULTICOMPONENT ANALYTES

EPA SAMPLE NO.

SD-09-02

Lab Name: TESTAMERICA PITTSBURGH Contract:

Lab Code: TA Case No.: SAS No.: 40325 SDG No.: C9J020291

Lab Sample ID: LLXNA1AD Date(s) Analyzed: 10/15/09 10/15/09

Instrument ID (1): GC10 Instrument ID (2): GC10

GC Column(1): MR-2 ID: 0.53(mm) GC Column(2): MR-1 ID: 0.53(mm)

ANALYTE	PEAK	RT	RT WINDOW FROM	RT WINDOW TO	CONCENTRATION	MEAN CONCENTRATION	%D
Aroclor-1254	1	9.42	9.36	9.50	12.007		
	2	9.73	9.67	9.81	50.469		
	3	9.93	9.88	10.02	12.118		
COLUMN 1	4						
	5					24.865	
	1	8.29	8.22	8.36	15.358		
	2	8.69	8.62	8.76	21.396		
	3	9.14	9.07	9.21	6.6636		
COLUMN 2	4	9.68	9.61	9.75	48.786		
	5					23.051	7.9
						RPD= 7.6	
Aroclor-1260	1	10.77	10.73	10.83	15.253		
	2	10.85	10.80	10.90	15.021		
	3	11.15	11.10	11.20	12.090		
COLUMN 1	4	11.28	11.24	11.34	18.187		
	5					15.138	
	1	9.68	9.63	9.73	25.334		
	2	10.63	10.59	10.69	18.875		
	3	10.79	10.74	10.84	16.293		
COLUMN 2	4	11.92	11.87	11.97	23.216		
	5					20.930	38.3
						RPD= 32.1	
	1						
	2						
	3						
COLUMN 1	4						
	5						
	1						
	2						
	3						
COLUMN 2	4						
	5						

At least 3 peaks for each column are required for identification of multicomponent analytes.

10B
PESTICIDE IDENTIFICATION SUMMARY
FOR MULTICOMPONENT ANALYTES

EPA SAMPLE NO.

SD-09-SS ⊖

Lab Name: TESTAMERICA PITTSBURGH Contract:

Lab Code: TA Case No.: SAS No.: 40325 SDG No.: C9J020291 21:56

Lab Sample ID: LLXNC1AD Date(s) Analyzed: 10/15/09 10/15/09

Instrument ID (1): GC10 Instrument ID (2): GC10

GC Column(1): MR-2 ID: 0.53(mm) GC Column(2): MR-1 ID: 0.53(mm)

ANALYTE	PEAK	RT	RT WINDOW FROM	RT WINDOW TO	CONCENTRATION	MEAN CONCENTRATION	%D
	1	9.20	9.17	9.31	25.150		
Aroclor-1254	2	9.42	9.36	9.50	11.746		
	3	9.73	9.67	9.81	29.224		
COLUMN 1	4	9.93	9.88	10.02	12.944		
	5	10.14	10.08	10.22	34.032	22.619	
	1	8.29	8.22	8.36	13.551		
	2	8.69	8.62	8.76	15.269		
	3	9.68	9.61	9.75	31.166		
COLUMN 2	4						
	5					19.995	13.1
						RPD= 12.3	
	1	10.77	10.73	10.83	8.4135		
Aroclor-1260	2	10.85	10.80	10.90	7.3092		
	3	11.15	11.10	11.20	6.9534		
COLUMN 1	4	11.28	11.24	11.34	11.477		
	5					8.5382	
	1	9.68	9.63	9.73	16.184		
	2	10.21	10.16	10.26	32.232		
	3	10.64	10.59	10.69	14.473		
COLUMN 2	4	10.79	10.74	10.84	9.9703		
	5	11.92	11.87	11.97	13.257	17.223	101.7
						RPD= 67.4	
	1						
	2						
	3						
COLUMN 1	4						
	5						
	1						
	2						
	3						
COLUMN 2	4						
	5						

At least 3 peaks for each column are required for identification of multicomponent analytes.

10B

PESTICIDE IDENTIFICATION SUMMARY
FOR MULTICOMPONENT ANALYTES

EPA SAMPLE NO.

SD-05-SS

Lab Name: TESTAMERICA PITTSBURGH Contract:

Lab Code: TA Case No.: SAS No.: 40325 SDG No.: C9J020291

Lab Sample ID: LLXNL1AD Date(s) Analyzed: 10/07/09 10/07/09

Instrument ID (1): GC10 Instrument ID (2): GC10

GC Column(1): MR-2 ID: 0.53(mm) GC Column(2): MR-1 ID: 0.53(mm)

ANALYTE	PEAK	RT	RT WINDOW FROM	RT WINDOW TO	CONCENTRATION	MEAN CONCENTRATION	%D
	1	10.15	10.10	10.20	8.9591		
Aroclor-1260	2	10.78	10.73	10.83	4.9818		
	3	10.85	10.80	10.90	5.8745		
COLUMN 1	4	11.15	11.10	11.20	4.0839		
	5	11.29	11.24	11.34	6.7234	6.1245	
	1	9.69	9.63	9.73	7.7026		
	2	10.64	10.59	10.69	5.0361		
	3	10.79	10.74	10.84	6.5345		
COLUMN 2	4	11.93	11.87	11.97	8.1575		
	5					6.8577	12.0
						RPD= 11.3	
	1						
	2						
	3						
COLUMN 1	4						
	5						
	1						
	2						
	3						
COLUMN 2	4						
	5						
	1						
	2						
	3						
COLUMN 1	4						
	5						
	1						
	2						
	3						
COLUMN 2	4						
	5						

At least 3 peaks for each column are required for identification of multicomponent analytes.

SW846 8082 SURROGATE RECOVERY

Lab Name: TestAmerica Laboratories, Inc. Client: Tetra Tech NUS, Inc

Lab Code: TALPIT SDG No:

Lot #: C9J020291

Extraction: XXA4FQH01

	CLIENT ID.	SRG01	SRG02	TOT OUT
01	SD-07-01	85	81	00
02	SD-07-02	100	91	00
03	SD-08-SS	108	91	00
04	SD-08-01	105	82	00
05	SD-08-02	101	77	00
06	SD-08-02	97	77	00
07	SD-02-SS	94	73	00
08	SD-02-01	84	69	00
09	SD-02-02	78	66	00
10	SD-03-SS	88	75	00
11	SD-4-SS	93	85	00
12	SD-4-01	86	77	00
13	SD-4-02	83	68	00
14	SD-05-SS	93	89	00
15	SD-05-01	106	80	00
16	SD-05-02	96	88	00
17	SD-01-SS	87	75	00
18	SD-01-01	95	84	00
19	SD-01-02	99	84	00
20	SD-07-SS	97	77	00
21	SD-03-01	94	76	00
22	SD-03-01	98	85	00
23	SD-03-02	104	87	00
24	SD-10-SS	84	74	00
25	SD-10-01	100	86	00
26	SD-10-02	104	86	00
27	SD-13-SS	98	77	00

\# Column to be used to flag recovery values
* Values outside of required QC Limits
D System monitoring Compound diluted out

FORM II

SW846 8082 SURROGATE RECOVERY

Lab Name: TestAmerica Laboratories, Inc. Client: Tetra Tech NUS, Inc

Lab Code: TALPIT SDG No:

Lot #: C9J020291

Extraction: XXA4FQH01

	CLIENT ID.	SRG01	SRG02	TOT OUT
01	SD-13-01	102	86	00
02	SD-13-02	74	65	00
03	SD-12-SS	98	84	00
04	SD-12-01	98	82	00
05	SD-12-02	92	82	00
06	SD-11-SS	105	95	00
07	SD-11-01	106	95	00
08	SD-11-02	108	88	00
09	SD-06-SS	114	97	00
10	SD-06-01	109	98	00
11	SD-06-02	118	102	00
12	SD-09-SS	109	98	00
13	SD-09-01	110	99	00
14	SD-09-02	113	107	00
15	SD-09-SS	108	89	00
16	SD-15-SS	89	71	00
17	SD-15-01	123	101	00
18	SD-14-SS	111	98	00
19	SD-14-01	108	94	00
20	SD-14-02	110	98	00
21	SD-05-SS	78	83	00
22	METHOD BLK. LL18C1AA	110	94	00
23	METHOD BLK. LL6PA1AA	79	70	00
24	METHOD BLK. LL89P1AA	109	95	00
25	LCS LL18C1AC	109	100	00
26	LCS LL6PA1AC	109	97	00
27	LCS LL89P1AC	114	97	00

\# Column to be used to flag recovery values
* Values outside of required QC Limits
D System monitoring Compound diluted out

FORM II

SW846 8082 SURROGATE RECOVERY

Lab Name: TestAmerica Laboratories, Inc. Client: Tetra Tech NUS, Inc

Lab Code: TALPIT SDG No:

Lot #: C9J020291

Extraction: XXA4FQH01

	CLIENT ID.	SRG01	SRG02	TOT OUT
01	SD-07-01 D	98	84	00
02	SD-08-SS D	47	43	00
03	SD-11-SS D	116	103	00
04	SD-07-01 S	94	80	00
05	SD-08-SS S	43	39	00
06	SD-11-SS S	109	100	00

SURROGATES		QC LIMITS
SRG01	= Tetrachloro-m-xylene	(35-140)
SRG02	= Decachlorobiphenyl	(35-140)

\# Column to be used to flag recovery values
* Values outside of required QC Limits
D System monitoring Compound diluted out

FORM II

SW846 8082 CHECK SAMPLE RECOVERY

Lab Name: TestAmerica Laboratories, Inc. Client: Tetra Tech NUS, Inc

Lab Code: TALPIT SDG No:

Lot #: C9J060000 WO #: LL18C1AC
BATCH: 9279053

COMPOUND	SPIKE ADDED (ug/kg)	SAMPLE CONCENT. (ug/kg)	% REC	QC LIMITS REC	QUAL
Aroclor 1016	667	614	92	55 - 130	
Aroclor 1260	667	577	87	54 - 130	

NOTES(S):

* Values outside of QC limits

Spike Recovery: 0 out of 2 outside limits

COMMENTS:

FORM III

SW846 8082 CHECK SAMPLE RECOVERY

Lab Name: TestAmerica Laboratories, Inc. Client: Tetra Tech NUS, Inc

Lab Code: TALPIT SDG No:

Lot #: C9J080000 WO #: LL6PA1AC
BATCH: 9281068

COMPOUND	SPIKE ADDED (ug/kg)	SAMPLE CONCENT. (ug/kg)	% REC	QC LIMITS REC	QUAL
Aroclor 1016	667	607	91	55 - 130	
Aroclor 1260	667	564	85	54 - 130	

NOTES(S):

* Values outside of QC limits

Spike Recovery: 0 out of 2 outside limits

COMMENTS:

FORM III

SW846 8082 CHECK SAMPLE RECOVERY

Lab Name: TestAmerica Laboratories, Inc. Client: Tetra Tech NUS, Inc

Lab Code: TALPIT SDG No:

Lot #: C9J090000 WO #: LL89P1AC
BATCH: 9282049

COMPOUND	SPIKE ADDED (ug/kg)	SAMPLE CONCENT. (ug/kg)	% REC	QC LIMITS REC	QUAL
Aroclor 1016	667	639	96	55 - 130	
Aroclor 1260	667	593	89	54 - 130	

NOTES(S):

* Values outside of QC limits

Spike Recovery: 0 out of 2 outside limits

COMMENTS:

FORM III

SW846 8082 MATRIX SPIKE/MATRIX SPIKE DUPLICATE RECOVERY

Lab Name: TestAmerica Laboratories, Inc. Client: Tetra Tech NUS, Inc

Lab Code: TALPIT SDG No:

Matrix Spike ID: SD-07-01 Level: (low/med) LOW

Lot #: C9J020291 WO #: LLXLA1A2
BATCH: 9279053

COMPOUND	SPIKE ADDED (ug/kg)	SAMPLE CONCENT. (ug/kg)	MS CONCENT. (ug/kg)	MS % REC	LIMITS REC	QUAL
Aroclor 1016	1400	ND	1080	77	55- 130	
Aroclor 1260	1400	ND	987	71	54- 130	

NOTES(S):

Results and reporting limits have been adjusted for dry weight.

Column to be used to flag recovery and RPD values with an asterisk
* Values outside of QC limits

RPD: 0 out of 0 outside limits
Spike Recovery: 0 out of 2 outside limits

COMMENTS:

FORM III

SW846 8082 MATRIX SPIKE/MATRIX SPIKE DUPLICATE RECOVERY

Lab Name: TestAmerica Laboratories, Inc. Client: Tetra Tech NUS, Inc

Lab Code: TALPIT SDG No:

Matrix Spike ID: SD-07-01 Level: (low/med) LOW

Lot #: C9J020291 WO #: LLXLA1A3
BATCH: 9279053

COMPOUND	SPIKE ADDED (ug/kg)	MSD CONCENT. (ug/kg)	MSD % REC	% RPD	QC LIMITS RPD	QC LIMITS REC	QUAL
Aroclor 1016	1400	1170	84	8.0	35	55 - 130	
Aroclor 1260	1400	1050	75	5.8	29	54 - 130	

NOTES(S):

Results and reporting limits have been adjusted for dry weight.

Column to be used to flag recovery and RPD values with an asterisk
* Values outside of QC limits

RPD: 0 out of 2 outside limits
Spike Recovery: 0 out of 2 outside limits

COMMENTS:

FORM III

SW846 8082 MATRIX SPIKE/MATRIX SPIKE DUPLICATE RECOVERY

Lab Name: TestAmerica Laboratories, Inc. Client: Tetra Tech NUS, Inc

Lab Code: TALPIT SDG No:

Matrix Spike ID: SD-08-SS Level: (low/med) LOW

Lot #: C9J020291 WO #: LLXLH1A2
BATCH: 9281068

COMPOUND	SPIKE ADDED (ug/kg)	SAMPLE CONCENT. (ug/kg)	MS CONCENT. (ug/kg)	MS % REC	LIMITS REC	QUAL
Aroclor 1016	1440	ND	561	39*	55 - 130	a
Aroclor 1260	1440	ND	488	34*	54 - 130	a

NOTES (S):

a Spiked analyte recovery is outside stated control limits.

Results and reporting limits have been adjusted for dry weight.

Column to be used to flag recovery and RPD values with an asterisk
* Values outside of QC limits

RPD: 0 out of 0 outside limits
Spike Recovery: 2 out of 2 outside limits

COMMENTS:

FORM III

SW846 8082 MATRIX SPIKE/MATRIX SPIKE DUPLICATE RECOVERY

Lab Name: TestAmerica Laboratories, Inc. Client: Tetra Tech NUS, Inc

Lab Code: TALPIT SDG No:

Matrix Spike ID: SD-08-SS Level:(low/med) LOW

Lot #: C9J020291 WO #: LLXLH1A3
BATCH: 9281068

COMPOUND	SPIKE ADDED (ug/kg)	MSD CONCENT. (ug/kg)	MSD % REC	% RPD	QC LIMITS RPD	QC LIMITS REC	QUAL
Aroclor 1016	1440	611	42*	8.5	35	55 - 130	a
Aroclor 1260	1440	531	37*	8.4	29	54 - 130	a

NOTES(S):

a Spiked analyte recovery is outside stated control limits.

Results and reporting limits have been adjusted for dry weight.

Column to be used to flag recovery and RPD values with an asterisk
* Values outside of QC limits

RPD: 0 out of 2 outside limits
Spike Recovery: 2 out of 2 outside limits

COMMENTS:

FORM III

SW846 8082 MATRIX SPIKE/MATRIX SPIKE DUPLICATE RECOVERY

Lab Name: TestAmerica Laboratories, Inc. Client: Tetra Tech NUS, Inc

Lab Code: TALPIT SDG No:

Matrix Spike ID: SD-11-SS Level: (low/med) LOW

Lot #: C9J020291 WO #: LLXM01A2
BATCH: 9282049

COMPOUND	SPIKE ADDED (ug/kg)	SAMPLE CONCENT. (ug/kg)	MS CONCENT. (ug/kg)	MS % REC	LIMITS REC	QUAL
Aroclor 1016	2200	ND	1970	90	55 - 130	
Aroclor 1260	2200	33	1730	77	54 - 130	

NOTES(S):

Results and reporting limits have been adjusted for dry weight.

Column to be used to flag recovery and RPD values with an asterisk
* Values outside of QC limits

RPD: 0 out of 0 outside limits
Spike Recovery: 0 out of 2 outside limits

COMMENTS:

FORM III

SW846 8082 MATRIX SPIKE/MATRIX SPIKE DUPLICATE RECOVERY

Lab Name: TestAmerica Laboratories, Inc. Client: Tetra Tech NUS, Inc

Lab Code: TALPIT SDG No:

Matrix Spike ID: SD-11-SS Level: (low/med) LOW

Lot #: C9J020291 WO #: LLXM01A3
BATCH: 9282049

COMPOUND	SPIKE ADDED (ug/kg)	MSD CONCENT. (ug/kg)	MSD % REC	% RPD	QC LIMITS RPD	QC LIMITS REC	QUAL
Aroclor 1016	2200	2190	99	10	35	55 - 130	
Aroclor 1260	2200	1870	84	8.3	29	54 - 130	

NOTES (S):

Results and reporting limits have been adjusted for dry weight.

Column to be used to flag recovery and RPD values with an asterisk
* Values outside of QC limits

RPD: 0 out of 2 outside limits
Spike Recovery: 0 out of 2 outside limits

COMMENTS:

FORM III

STANSBURY CREEK
SEDIMENT DATA
C9J020291

FRACTION	CHEMICAL	SD-03-01	UNITS	SD-03-01-D	RPD	D
OV	2-BUTANONE	5.1 J	UG/KG	2.9 J	55.00	2.20
OV	ACETONE	51	UG/KG	33	42.86	18.00
OV	CARBON DISULFIDE	3.9 J	UG/KG	3.9 J	0.00	0.00
OV	CIS-1,2-DICHLOROETHENE	0.71 J	UG/KG	ND	200.00	0.71
OV	METHYLENE CHLORIDE	7	UG/KG	1.7 J	121.84	5.30
OV	TOLUENE	0.41 J	UG/KG	ND	200.00	0.41

Current RPD Quality Control Limit: ~~55~~ 50 %.
Shaded cells indicate RPDs that exceed the applicable quality control limit.

STANSBURY CREEK
SEDIMENT DATA
C9J020291

FRACTION	CHEMICAL	SD-03-01DL	UNITS	SD-03-01-DDL	RPD	D
OS	BENZOIC ACID	63 J	UG/KG	63 J	0.00	0.00
OS	BIS(2-ETHYLHEXYL)PHTHALATE	100 J	UG/KG	ND	200.00	100.00
OS	BUTYL BENZYL PHTHALATE	19 J	UG/KG	33 J	53.85	14.00
OS	DIETHYL PHTHALATE	14 J	UG/KG	18 J	25.00	4.00
OS	FLUORANTHENE	17 J	UG/KG	8.3 J	68.77	8.70
OS	PHENANTHRENE	10 J	UG/KG	ND	200.00	10.00
OS	PYRENE	22 J	UG/KG	ND	200.00	22.00

Current RPD Quality Control Limit: ~~55~~ 50 %.
Shaded cells indicate RPDs that exceed the applicable quality control limit.

STANSBURY CREEK
SEDIMENT DATA
C9J020291

FRACTION	CHEMICAL	SD-05-SS	UNITS	SD-05-SS-D	RPD	D
OV	2-BUTANONE	14 J	UG/KG	8.5 J	48.89	5.50
OV	ACETONE	100	UG/KG	53	61.44	47.00
OV	CARBON DISULFIDE	3.2 J	UG/KG	ND	200.00	3.20

Current RPD Quality Control Limit: ~~55~~ 50 %.
Shaded cells indicate RPDs that exceed the applicable quality control limit.

STANSBURY CREEK
SEDIMENT DATA
C9J020291

FRACTION	CHEMICAL	SD-05-SS	UNITS	SD-05-SS-D	RPD	D
OS	1,4-DIOXANE	ND	UG/KG	120 J	200.00	120.00
OS	ACENAPHTHYLENE	36 J	UG/KG	38 J	5.41	2.00
OS	ANTHRACENE	47 J	UG/KG	51 J	8.16	4.00
OS	BENZO(A)ANTHRACENE	150 J	UG/KG	140 J	6.90	10.00
OS	BENZO(A)PYRENE	130 J	UG/KG	120 J	8.00	10.00
OS	BENZO(B)FLUORANTHENE	240	UG/KG	210	13.33	30.00
OS	BENZO(G,H,I)PERYLENE	110 J	UG/KG	94 J	15.69	16.00
OS	BIS(2-ETHYLHEXYL)PHTHALATE	190 J	UG/KG	180 J	5.41	10.00
OS	CHRYSENE	150 J	UG/KG	130 J	14.29	20.00
OS	DIBENZO(A,H)ANTHRACENE	ND	UG/KG	130 J	200.00	130.00
OS	FLUORANTHENE	360	UG/KG	360	0.00	0.00
OS	INDENO(1,2,3-CD)PYRENE	89 J	UG/KG	77 J	14.46	12.00
OS	NAPHTHALENE	160 J	UG/KG	170 J	6.06	10.00
OS	PYRENE	340	UG/KG	330	2.99	10.00

Current RPD Quality Control Limit: ~~55~~ 50 %.
Shaded cells indicate RPDs that exceed the applicable quality control limit.

STANSBURY CREEK
SEDIMENT DATA
C9J020291

FRACTION	CHEMICAL	SD-05-SSDL	UNITS	SD-05-SS-DDL	RPD	D
PEST/PCB	AROCLOR-1260	18 J	UG/KG	18 J	0.00	0.00

Current RPD Quality Control Limit: ~~55~~ 50 %.
Shaded cells indicate RPDs that exceed the applicable quality control limit.

STANSBURY CREEK
SEDIMENT DATA
C9J020291

FRACTION	CHEMICAL	SD-08-02	UNITS	SD-08-02-D	RPD	D
OV	2-BUTANONE	5.3 J	UG/KG	6.7 J	23.33	1.40
OV	ACETONE	, 67	UG/KG	93	32.50	26.00
OV	CARBON DISULFIDE	4 J	UG/KG	4.4 J	9.52	0.40
OV	METHYLENE CHLORIDE	5.3 J	UG/KG	9.7	58.67	4.40

Current RPD Quality Control Limit: ~~55~~ 50 %.
Shaded cells indicate RPDs that exceed the applicable quality control limit.

STANSBURY CREEK
SEDIMENT DATA
C9J020291

FRACTION	CHEMICAL	SD-08-02	UNITS	SD-08-02-DDL	RPD	D
OS	2-METHYLNAPHTHALENE	39 J	UG/KG	ND	200.00	39.00
OS	4-BROMOPHENYL PHENYL ETHER	220 J	UG/KG	ND	200.00	220.00
OS	ANTHRACENE	36 J	UG/KG	ND	200.00	36.00
OS	BENZO(A)PYRENE	42 J	UG/KG	ND	200.00	42.00
OS	BENZO(B)FLUORANTHENE	84 J	UG/KG	ND	200.00	84.00
OS	BENZOIC ACID	160 J	UG/KG	190 J	17.14	30.00
OS	BUTYL BENZYL PHTHALATE	56 J	UG/KG	ND	200.00	56.00
OS	DIBENZOFURAN	22 J	UG/KG	ND	200.00	22.00
OS	DIETHYL PHTHALATE	81 J	UG/KG	ND	200.00	81.00
OS	FLUORANTHENE	130	UG/KG	77 J	51.21	53.00
OS	FLUORENE	37 J	UG/KG	ND	200.00	37.00
OS	NAPHTHALENE	67 J	UG/KG	ND	200.00	67.00
OS	PHENANTHRENE	110 J	UG/KG	68 J	47.19	42.00
OS	PYRENE	120 J	UG/KG	62 J	63.74	58.00

Current RPD Quality Control Limit: 55 %.
Shaded cells indicate RPDs that exceed the applicable quality control limit.

STANSBURY CREEK
SEDIMENT DATA
C9J020291

FRACTION	CHEMICAL	SD-09-SS	UNITS	SD-09-SS-D	RPD	D
OV	2-BUTANONE	30 J	UG/KG	18 J	50.00	12.00
OV	ACETONE	190	UG/KG	110	53.33	80.00
OV	METHYLENE CHLORIDE	16	UG/KG	13 J	20.69	3.00

50

Current RPD Quality Control Limit: ~~55~~ %.

Shaded cells indicate RPDs that exceed the applicable quality control limit.

STANSBURY CREEK
SEDIMENT DATA
C9J020291

FRACTION	CHEMICAL	SD-09-SS	UNITS	SD-09-SS-D	RPD	D
OS	1,4-DIOXANE	410	UG/KG	ND	200.00	410.00
OS	ACENAPHTHYLENE	46 J	UG/KG	47 J	2.15	1.00
OS	ANTHRACENE	64 J	UG/KG	66 J	3.08	2.00
OS	BENZO(A)ANTHRACENE	160 J	UG/KG	170 J	6.06	10.00
OS	BENZO(A)PYRENE	160 J	UG/KG	150 J	6.45	10.00
OS	BENZO(B)FLUORANTHENE	230	UG/KG	330	35.71	100.00
OS	BENZO(G,H,I)PERYLENE	120 J	UG/KG	140 J	15.38	20.00
OS	BENZO(K)FLUORANTHENE	87 J	UG/KG	ND	200.00	87.00
OS	BIS(2-ETHYLHEXYL)PHTHALATE	250 J	UG/KG	230 J	8.33	20.00
OS	CHRYSENE	190 J	UG/KG	210	10.00	20.00
OS	FLUORANTHENE	420	UG/KG	420	0.00	0.00
OS	INDENO(1,2,3-CD)PYRENE	89 J	UG/KG	110 J	21.11	21.00
OS	NAPHTHALENE	200 J	UG/KG	200 J	0.00	0.00
OS	PYRENE	380	UG/KG	410	7.59	30.00

Current RPD Quality Control Limit: ~~55~~ 50 %.
Shaded cells indicate RPDs that exceed the applicable quality control limit.

STANSBURY CREEK
SEDIMENT DATA
C9J020291

FRACTION	CHEMICAL	SD-09-SSDL	UNITS	SD-09-SS-DDL	RPD	D
PEST/PCB	AROCLOR-1254	75	UG/KG	72	4.08	3.00
PEST/PCB	AROCLOR-1260	34 J	UG/KG	ND	200.00	34.00

Current RPD Quality Control Limit: ~~55~~ 50 %.
Shaded cells indicate RPDs that exceed the applicable quality control limit.

TETRA TECH NUS, INC. **CALCULATION WORKSHEET** PAGE _____ OF _____

CLIENT	JOB NUMBER		
Stansbury Creek	02371, SDG C9J020291		
SUBJECT	Sample Calculations		
BASED ON	DRAWING NUMBER		
BY	CHECKED BY	APPROVED BY	DATE
Conn Cognetti			11-9-09

I. VOC SD-02-01 (trichloroethene)

$\frac{1995}{745127} * 1 * \frac{1}{5mL} * \frac{100}{(100-34)} * \frac{250ng}{0.21286} = 0.95 ug/kg$ trichloroethene

II. SVOC SD-05-02 1,4-dioxane

$\frac{4787}{204592} * 2 * \left(\frac{5000uL}{2uL * 30.2g}\right) * 1 * \frac{8ng}{0.37857} * \left(\frac{100}{100-54}\right) = 181 ug/kg$ 1,4-dioxane

III SD-05-05, Aroclor 1260

$\frac{14181}{1759429} * \frac{10000}{15.2} = 5.3026 ug/kg$

$\frac{13048}{1289763} * \frac{10000mL}{15.2mL} = 6.6556 ug/kg$

$\frac{21117}{1569606} * \frac{10000}{15.2} = 8.8511 ug/kg$

$\frac{5.3026 + 6.6556 + 8.8511}{0.38} = 18.25 ug/kg$ Aroclor 1260

Sample Calculation
VOC

Tetra Tech NUS, Inc

Client Sample ID: SD-02-01

GC/MS Volatiles

Lot-Sample #...:	C9J020291-008	**Work Order #...:**	LLXLP1AA	**Matrix.....:**	SOLID
Date Sampled...:	09/30/09	**Date Received..:**	10/02/09	**MS Run #.....:**	9282285
Prep Date.....:	10/08/09	**Analysis Date..:**	10/08/09		
Prep Batch #...:	9282464	**Analysis Time..:**	21:08		
Dilution Factor:	1	**Initial Wgt/Vol:**	5 g	**Final Wgt/Vol..:**	5 mL
% Moisture.....:	34	**Method.....:**	SW846 8260B		

PARAMETER	RESULT	REPORTING LIMIT	UNITS
Bromobenzene	ND	7.5	ug/kg
Acetone	**66**	**30**	**ug/kg**
Benzene	ND	7.5	ug/kg
Bromochloromethane	ND	7.5	ug/kg
Bromodichloromethane	ND	7.5	ug/kg
Bromoform	ND	7.5	ug/kg
Bromomethane	ND	7.5	ug/kg
2-Butanone	**5.1 J**	**30**	**ug/kg**
tert-Butyl alcohol	ND	300	ug/kg
n-Butylbenzene	ND	7.5	ug/kg
sec-Butylbenzene	ND	7.5	ug/kg
tert-Butylbenzene	ND	7.5	ug/kg
Carbon disulfide	**3.0 J**	**7.5**	**ug/kg**
Carbon tetrachloride	ND	7.5	ug/kg
Chlorobenzene	ND	7.5	ug/kg
Dibromochloromethane	ND	7.5	ug/kg
Chloroethane	ND	7.5	ug/kg
2-Chloroethyl vinyl ether	ND	75	ug/kg
Chloroform	ND	7.5	ug/kg
Chloromethane	ND	7.5	ug/kg
2-Chlorotoluene	ND	7.5	ug/kg
4-Chlorotoluene	ND	7.5	ug/kg
1,2-Dibromo-3-chloro-propane	ND	15	ug/kg
1,2-Dibromoethane	ND	7.5	ug/kg
Dibromomethane	ND	7.5	ug/kg
1,2-Dichlorobenzene	ND	7.5	ug/kg
1,3-Dichlorobenzene	ND	7.5	ug/kg
1,4-Dichlorobenzene	ND	7.5	ug/kg
Dichlorodifluoromethane	ND	7.5	ug/kg
1,1-Dichloroethane	ND	7.5	ug/kg
1,2-Dichloroethane	ND	7.5	ug/kg
cis-1,2-Dichloroethene	**2.6 J**	**7.5**	**ug/kg**
trans-1,2-Dichloroethene	ND	7.5	ug/kg
1,1-Dichloroethene	ND	7.5	ug/kg
1,2-Dichloropropane	ND	7.5	ug/kg
1,3-Dichloropropane	ND	7.5	ug/kg
2,2-Dichloropropane	ND	7.5	ug/kg

(Continued on next page)

Sample Calculation
VOC

Tetra Tech NUS, Inc

Client Sample ID: SD-02-01

GC/MS Volatiles

Lot-Sample #...: C9J020291-008 **Work Order #...:** LLXLP1AA **Matrix.....:** SOLID

PARAMETER	RESULT	REPORTING LIMIT	UNITS
cis-1,3-Dichloropropene	ND	7.5	ug/kg
trans-1,3-Dichloropropene	ND	7.5	ug/kg
1,1-Dichloropropene	ND	7.5	ug/kg
Tert-amyl methyl ether (TAME)	ND	7.5	ug/kg
Ethyl-t-Butyl Ether (ETBE)	ND	7.5	ug/kg
Ethylbenzene	ND	7.5	ug/kg
Freon 113	ND	7.5	ug/kg
Hexachlorobutadiene	ND	7.5	ug/kg
2-Hexanone	ND	30	ug/kg
Isopropylbenzene	ND	7.5	ug/kg
Diisopropyl Ether (DIPE)	ND	15	ug/kg
p-Isopropyltoluene	ND	7.5	ug/kg
Methylene chloride	**4.2 J**	**7.5**	**ug/kg**
4-Methyl-2-pentanone	ND	30	ug/kg
Methyl tert-butyl ether	ND	30	ug/kg
Naphthalene	ND	7.5	ug/kg
n-Propylbenzene	ND	7.5	ug/kg
Styrene	ND	7.5	ug/kg
1,1,1,2-Tetrachloroethane	ND	7.5	ug/kg
1,1,2,2-Tetrachloroethane	ND	7.5	ug/kg
Tetrachloroethene	ND	7.5	ug/kg
Toluene	ND	7.5	ug/kg
1,2,3-Trichlorobenzene	ND	7.5	ug/kg
1,2,4-Trichloro-benzene	ND	7.5	ug/kg
1,1,1-Trichloroethane	ND	7.5	ug/kg
1,1,2-Trichloroethane	ND	7.5	ug/kg
Trichloroethene	**0.95 J**	**7.5**	**ug/kg**
Trichlorofluoromethane	ND	7.5	ug/kg
1,2,3-Trichloropropane	ND	7.5	ug/kg
1,2,3-Trimethylbenzene	ND	7.5	ug/kg
1,2,4-Trimethylbenzene	ND	7.5	ug/kg
Vinyl acetate	ND	15	ug/kg
Vinyl chloride	ND	7.5	ug/kg
m-Xylene & p-Xylene	ND	15	ug/kg
o-Xylene	ND	7.5	ug/kg

SURROGATE	PERCENT RECOVERY	RECOVERY LIMITS
Dibromofluoromethane	96	(59 - 138)
1,2-Dichloroethane-d4	96	(61 - 130)
Toluene-d8	92	(60 - 143)
4-Bromofluorobenzene	89	(47 - 158)

NOTE(S):

Results and reporting limits have been adjusted for dry weight.

J Estimated result. Result is less than RL.

Sample Calculation
VOC

Data File: \\cansvr11\dd\chem\MSV\a3ux8a.i\M91008A.b\UX80301.D
Report Date: 08-Oct-2009 22:10

TestAmerica North Canton

VOLATILE REPORT SW-846 Method 8260A/8260B

Data file : \\cansvr11\dd\chem\MSV\a3ux8a.i\M91008A.b\UX80301.D
Lab Smp Id: LLXLP1AA Client Smp ID: SD-02-01
Inj Date : 08-OCT-2009 21:08
Operator : 402279 Inst ID: a3ux8a.i
Smp Info : LLXLP1AA,5G/5ML
Misc Info : M91008A,8260SUX8,,402279
Comment :
Method : \\cansvr11\dd\chem\MSV\a3ux8a.i\M91008A.b\8260SUX8.m
Meth Date : 08-Oct-2009 19:17 a3ux8a.i Quant Type: ISTD
Cal Date : 02-SEP-2009 22:28 Cal File: UX89665.D
Als bottle: 9
Dil Factor: 1.00000
Integrator: HP RTE Compound Sublist: 4-8260+IX.sub
Target Version: 4.14
Processing Host: CANSVR11

Concentration Formula: Amt * DF * 1/Vo * CpndVariable

Name	Value	Description
DF	1.000	Dilution Factor
Vo	5.000	Sample Volume
Va	100.000	Injection Volume
Cpnd Variable		Local Compound Variable

Compounds	QUANT SIG MASS	RT	EXP RT	REL RT	RESPONSE	CONCENTRATIONS ON-COLUMN (ng)	FINAL (UG/KG)
* 1 Fluorobenzene	96	5.303	5.303	(1.000)	745127	250.000	
* 2 Chlorobenzene-d5	117	7.846	7.846	(1.000)	513473	250.000	
* 3 1,4-Dichlorobenzene-d4	152	10.042	10.042	(1.000)	216169	250.000	
$ 4 Dibromofluoromethane	113	4.786	4.786	(0.903)	137574	240.408	48.082
$ 5 1,2-Dichloroethane-d4	65	5.054	5.053	(0.953)	196333	239.679	47.936
$ 6 Toluene-d8	98	6.581	6.580	(1.241)	522942	228.999	45.800
$ 7 Bromofluorobenzene	95	8.923	8.922	(1.137)	179543	222.481	44.496
8 Dichlorodifluoromethane	85	Compound Not Detected.					
9 Chloromethane	50	Compound Not Detected.					
10 Vinyl Chloride	62	Compound Not Detected.					
11 Bromomethane	94	Compound Not Detected.					
12 Chloroethane	64	Compound Not Detected.					
13 Trichlorofluoromethane	101	Compound Not Detected.					
15 Acrolein	56	Compound Not Detected.					
16 Acetone	43	3.101	3.100	(0.585)	98834	219.368	43.874
17 1,1-Dichloroethene	96	Compound Not Detected.					
18 Freon-113	151	Compound Not Detected.					
19 Iodomethane	142	Compound Not Detected.					
20 Carbon Disulfide	76	3.235	3.234	(0.610)	14270	10.0455	2.009
21 Methylene Chloride	84	3.442	3.441	(0.649)	13880	13.9150	2.783

Sample Calculation
VOC

Data File: \\cansvr11\dd\chem\MSV\a3ux8a.i\M91008A.b\UX80301.D
Report Date: 08-Oct-2009 22:10

	Compounds	QUANT SIG MASS	RT	EXP RT	REL RT	RESPONSE	CONCENTRATIONS ON-COLUMN (ng)	CONCENTRATIONS FINAL (UG/KG)
	24 Methyl tert-butyl ether	73	Compound Not Detected.					
	25 trans-1,2-Dichloroethene	96	3.649	3.648	(0.688)	727	1.18622	0.2372
	26 Hexane	86	Compound Not Detected.					
	27 Vinyl acetate	43	Compound Not Detected.					
	153 Vinyl Acetate-86	86	Compound Not Detected.					
	28 1,1-Dichloroethane	63	Compound Not Detected.					
	29 tert-Butyl Alcohol	59	3.527	3.526	(0.665)	423	4.59535	0.9191
	30 2-Butanone	43	4.434	4.427	(0.836)	11194	16.9935	3.399
M	31 1,2-Dichloroethene (total)	96				6798	9.93525	1.987
	32 cis-1,2-dichloroethene	96	4.427	4.421	(0.835)	6071	8.74903	1.750
	33 2,2-Dichloropropane	77	Compound Not Detected.					
	34 Bromochloromethane	128	Compound Not Detected.					
	35 Chloroform	83	Compound Not Detected.					
	36 Tetrahydrofuran	42	Compound Not Detected.					
	37 1,1,1-Trichloroethane	97	Compound Not Detected.					
	38 1,1-Dichloropropene	75	Compound Not Detected.					
	39 Carbon Tetrachloride	117	Compound Not Detected.					
	40 1,2-Dichloroethane	62	Compound Not Detected.					
	41 Benzene	78	Compound Not Detected.					
	42 Trichloroethene	130	5.595	5.589	(1.055)	1995	3.14457	0.6289
	43 1,2-Dichloropropane	63	Compound Not Detected.					
	44 1,4-Dioxane	88	Compound Not Detected.					
	45 Dibromomethane	93	Compound Not Detected.					
	46 Bromodichloromethane	83	Compound Not Detected.					
	47 2-Chloroethyl vinyl ether	63	Compound Not Detected.					
	48 cis-1,3-Dichloropropene	75	Compound Not Detected.					
	49 4-Methyl-2-pentanone	43	Compound Not Detected.					
	50 Toluene	91	Compound Not Detected.					
	51 trans-1,3-Dichloropropene	75	Compound Not Detected.					
	52 Ethyl Methacrylate	69	Compound Not Detected.					
	53 1,1,2-Trichloroethane	97	Compound Not Detected.					
	54 1,3-Dichloropropane	76	Compound Not Detected.					
	55 Tetrachloroethene	164	Compound Not Detected.					
	56 2-Hexanone	43	Compound Not Detected.					
	57 Dibromochloromethane	129	Compound Not Detected.					
	58 1,2-Dibromoethane	107	Compound Not Detected.					
	59 Chlorobenzene	112	Compound Not Detected.					
	60 1,1,1,2-Tetrachloroethane	131	Compound Not Detected.					
	61 Ethylbenzene	106	Compound Not Detected.					
	62 m + p-Xylene	106	Compound Not Detected.					
M	63 Xylenes (total)	106	Compound Not Detected.					
	64 Xylene-o	106	Compound Not Detected.					
	65 Styrene	104	Compound Not Detected.					
	66 Bromoform	173	Compound Not Detected.					
	67 Isopropylbenzene	105	Compound Not Detected.					
	68 1,1,2,2-Tetrachloroethane	83	Compound Not Detected.					
	69 1,4-Dichloro-2-butene	53	Compound Not Detected.					
	70 1,2,3-Trichloropropane	110	Compound Not Detected.					
	71 Bromobenzene	156	Compound Not Detected.					
	72 n-Propylbenzene	120	Compound Not Detected.					
	73 2-Chlorotoluene	126	Compound Not Detected.					
	74 1,3,5-Trimethylbenzene	105	Compound Not Detected.					

Sample Calculation
VOC

Data File: \\cansvr11\dd\chem\MSV\a3ux8a.i\M91008A.b\UX80294.D
Report Date: 08-Oct-2009 19:17

TestAmerica North Canton

CONTINUING CALIBRATION COMPOUNDS

Instrument ID: a3ux8a.i
Lab File ID: UX80294.D
Analysis Type: SOIL
Lab Sample ID: 250NG-CC
Method: \\cansvr11\dd\chem\MSV\a3ux8a.i\M91008A.b\8260SUX8.m

Injection Date: 08-OCT-2009 18:28
Init. Cal. Date(s): 02-SEP-2009 03-SEP-2009
Init. Cal. Times: 19:55 01:02
Quant Type: ISTD

COMPOUND	RRF / AMOUNT	RF250	CCAL RRF250	MIN RRF	%D / %DRIFT	MAX %D / %DRIFT	CURVE TYPE	
$ 4 Dibromofluoromethane	0.19200	0.17838	0.17838	0.010	7.09199	50.00000	Averaged	
$ 5 1,2-Dichloroethane-d4	0.27484	0.23309	0.23309	0.010	15.18938	50.00000	Averaged	
$ 6 Toluene-d8	0.76618	0.71784	0.71784	0.010	6.30944	50.00000	Averaged	
$ 7 Bromofluorobenzene	0.39291	0.39270	0.39270	0.010	0.05491	50.00000	Averaged	
8 Dichlorodifluoromethane	0.13835	0.16718	0.16718	0.010	-20.84096	50.00000	Averaged	
9 Chloromethane	0.33972	0.27489	0.27489	0.100	19.08336	50.00000	Averaged	
10 Vinyl Chloride	0.20193	0.17761	0.17761	0.010	12.04258	20.00000	Averaged	
11 Bromomethane	0.08901	0.07962	0.07962	0.010	10.55813	50.00000	Averaged	
12 Chloroethane	0.09952	0.09484	0.09484	0.010	4.69604	50.00000	Averaged	
13 Trichlorofluoromethane	0.19469	0.18163	0.18163	0.010	6.70956	50.00000	Averaged	
15 Acrolein	0.04480	0.02296	0.02296	0.010	48.75761	50.00000	Averaged	
16 Acetone	500	402	0.11110	0.010	19.55667	0.000e+000	Wt Linear	
17 1,1-Dichloroethene	0.17450	0.17479	0.17479	0.010	-0.16465	20.00000	Averaged	
18 Freon-113	0.11296	0.12579	0.12579	0.010	-11.35736	50.00000	Averaged	
19 Iodomethane	0.29413	0.29660	0.29660	0.010	-0.83870	50.00000	Averaged	
20 Carbon Disulfide	0.47661	0.48055	0.48055	0.010	-0.82710	50.00000	Averaged	
21 Methylene Chloride	250	248	0.21630	0.010	0.82583	0.000e+000	Wt Linear	
22 Acetonitrile	0.05473	0.04163	0.04163	0.010	23.94209	50.00000	Averaged	
23 Acrylonitrile	0.14014	0.11786	0.11786	0.010	15.89747	50.00000	Averaged	
24 Methyl tert-butyl ether	0.65577	0.59339	0.59339	0.010	9.51251	50.00000	Averaged	
25 trans-1,2-Dichloroethene	0.20563	0.21036	0.21036	0.010	-2.30091	50.00000	Averaged	
26 Hexane	0.04755	0.05217	0.05217	0.010	-9.72754	20.00000	Averaged	
27 Vinyl acetate	0.69263	0.35435	0.35435	0.010	48.84046	50.00000	Averaged	
153 Vinyl Acetate-86	0.04602	0.02432	0.02432	0.010	47.15645	50.00000	Averaged	
28 1,1-Dichloroethane	0.41519	0.40512	0.40512	0.100	2.42451	50.00000	Averaged	
29 tert-Butyl Alcohol	0.03088	0.02477	0.02477	0.010	19.78960	50.00000	Averaged	
30 2-Butanone	0.22101	0.16139	0.16139	0.010	26.97833	50.00000	Averaged	
M 31 1,2-Dichloroethene (total)	0.21922	0.22056	0.22056	0.010	-0.61122	50.00000	Averaged	
32 cis-1,2-dichloroethene	0.23281	0.23076	0.23076	0.010	0.88114	50.00000	Averaged	
33 2,2-Dichloropropane	0.16849	0.16832	0.16832	0.010	0.10190	50.00000	Averaged	
34 Bromochloromethane	0.11462	0.11635	0.11635	0.010	-1.50538	50.00000	Averaged	
35 Chloroform	0.34287	0.34793	0.34793	0.010	-1.47410	20.00000	Averaged	
36 Tetrahydrofuran	0.13632	0.11101	0.11101	0.010	18.56667	50.00000	Averaged	
37 1,1,1-Trichloroethane	0.26307	0.27817	0.27817	0.010	-5.73940	50.00000	Averaged	
38 1,1-Dichloropropene	0.24461	0.27639	0.27639	0.010	-12.98897	50.00000	Averaged	
39 Carbon Tetrachloride	0.24262	0.26782	0.26782	0.010	-10.38560	50.00000	Averaged	
40 1,2-Dichloroethane	0.36010	0.34376	0.34376	0.010	4.53722	50.00000	Averaged	
41 Benzene	0.81616	0.82270	0.82270	0.010	-0.80064	50.00000	Averaged	
42 Trichloroethene	0.21286	0.23248	0.23248	0.010	-9.21775	50.00000	Averaged	
43 1,2-Dichloropropane	0.23823	0.22421	0.22421	0.010	5.88463	20.00000	Averaged	
44 1,4-Dioxane	0.00259	0.00243	0.00243	0.010	6.18394	50.00000	Averaged	<-
45 Dibromomethane	0.11776	0.12125	0.12125	0.010	-2.96824	50.00000	Averaged	
46 Bromodichloromethane	0.24087	0.24657	0.24657	0.010	-2.36370	50.00000	Averaged	

Sample Calculation SVOC

Test America Pittsburgh

Semivolatile REPORT SW-846 Method 8270

Data file : \\PITSVR06\d\chem\722.i\102109.b\F1021012.D
Lab Smp Id: 11x151ae
Client Smp ID: SD-05-02
Inj Date : 21-OCT-2009 04:32
Operator : 007062
Inst ID: 722.i
Smp Info : C9J020291-016 x2 10/06/09 Soil (9279107)
Misc Info : 11x151ae,102109.b,11.m,QL8270.sub
Comment :
Method : \\PITSVR06\d\chem\722.i\102109.b\11.m
Meth Date : 22-Oct-2009 04:16 bungardf
Quant Type: ISTD
Cal Date : 19-OCT-2009 02:34
Cal File: F10190C1.D
Als bottle: 14
Dil Factor: 2.00000
Integrator: HP RTE
Compound Sublist: QL8270.sub
Target Version: 4.14
Processing Host: PITPC-503

Concentration Formula: Amt * DF * Uf * Vt/(Vi * Ws)*1 * CpndVariable

Name	Value	Description
DF	2.000	Dilution Factor
Uf	1.000	ng unit correction factor
Vt	5000.000	Volume of final extract (uL) (1000 low, 2
Vi	2.000	Volume injected (uL)
Ws	30.200	Weight of sample extracted (g)
Cpnd Variable		Local Compound Variable

	Compounds	QUANT SIG MASS	RT	EXP RT	REL RT	RESPONSE	CONCENTRATIONS ON-COLUMN (NG)	FINAL (ug/kg)
* 1	1,4-Dichlorobenzene-d4	152	4.260	4.261	(1.000)	204592	8.00000	(a)
* 2	Naphthalene-d8	136	5.233	5.233	(1.000)	822462	8.00000	(a)
* 3	Acenaphthene-d10	164	6.573	6.574	(1.000)	471079	8.00000	(a)
* 4	Phenanthrene-d10	188	7.706	7.712	(1.000)	693318	8.00000	(a)
* 5	Chrysene-d12	240	9.950	9.961	(1.000)	545079	8.00000	(a)
* 6	Perylene-d12	264	11.574	11.585	(1.000)	482333	8.00000	(a)
198	1,4-Dioxane	88	1.130	0.986	(0.265)	4787	0.49444	81.861(aQMH)
220	Benzaldehyde	77	3.913	3.908	(0.918)	1155	1.47863	244.81(aQM)
10	N-Nitrosodimethylamine	74	Compound Not Detected.					
9	Pyridine	79	Compound Not Detected.					
16	Methyl methanesulfonate	80	Compound Not Detected.					
21	Aniline	93	Compound Not Detected.					
22	Phenol	94	Compound Not Detected.					
23	bis(2-Chloroethyl)ether	93	Compound Not Detected.					
24	2-Chlorophenol	128	Compound Not Detected.					
26	1,3-Dichlorobenzene	146	Compound Not Detected.					
27	1,4-Dichlorobenzene	146	Compound Not Detected.					
28	1,2-Dichlorobenzene	146	Compound Not Detected.					
227	Indene	116	Compound Not Detected.					
29	Benzyl Alcohol	108	Compound Not Detected.					

Sample Calculation
SVOC

Tetra Tech NUS, Inc

Client Sample ID: SD-05-02

GC/MS Semivolatiles

Lot-Sample #...:	C9J020291-016	**Work Order #...:**	LLXL51AE	**Matrix.....:**	SOLID
Date Sampled...:	09/29/09 15:20	**Date Received..:**	10/02/09 10:16	**MS Run #.....:**	9279058
Prep Date.....:	10/06/09	**Analysis Date..:**	10/21/09		
Prep Batch #...:	9279107	**Analysis Time..:**	04:32		
Dilution Factor:	0.99	**Initial Wgt/Vol:**	30.2 g	**Final Wgt/Vol..:**	5 mL
% Moisture.....:	54	**Analyst ID.....:**	007062	**Instrument ID..:**	722
		Method.....:	SW846 8270C		

PARAMETER	RESULT	REPORTING LIMIT	UNITS	MDL
Benzyl alcohol	ND	710	ug/kg	72
3&4 Methylphenol total	ND	710	ug/kg	31
Benzidine	ND	14000	ug/kg	580
Pyridine	ND	710	ug/kg	13
N-Nitrosodimethylamine	ND	140	ug/kg	29
Benzoic acid	ND	3600	ug/kg	24
1,2,4-Trichloro-benzene	ND	140	ug/kg	18
1,2-Diphenylhydrazine (as Azobenzene)	ND	140	ug/kg	30
bis(2-Chloroisopropyl) ether	ND	140	ug/kg	31
1,2-Dichlorobenzene	ND	140	ug/kg	26
1,3-Dichlorobenzene	ND	140	ug/kg	24
1,4-Dichlorobenzene	ND	140	ug/kg	37
1,4-Dioxane	**180**	**140**	**ug/kg**	**35**
1-Methylnaphthalene	ND	140	ug/kg	22
Aniline	ND	710	ug/kg	31
Acenaphthene	ND	140	ug/kg	23
Acenaphthylene	ND	140	ug/kg	28
Anthracene	ND	140	ug/kg	25
Benzo(a)anthracene	**29 J**	**140**	**ug/kg**	**23**
Benzo(a)pyrene	ND	140	ug/kg	40
Benzo(b)fluoranthene	ND	140	ug/kg	29
Benzo(ghi)perylene	ND	140	ug/kg	10
Benzo(k)fluoranthene	ND	140	ug/kg	30
bis(2-Chloroethoxy) methane	ND	710	ug/kg	29
bis(2-Chloroethyl)-ether	ND	140	ug/kg	13
bis(2-Ethylhexyl) phthalate	ND	710	ug/kg	60
4-Bromophenyl phenyl ether	ND	710	ug/kg	30
Butyl benzyl phthalate	ND	710	ug/kg	50
Carbazole	ND	140	ug/kg	19
4-Chloroaniline	ND	710	ug/kg	22

(Continued on next page)

Sample Calculation SVOC

TestAmerica Pittsburgh

CONTINUING CALIBRATION COMPOUNDS

Instrument ID: 722.i Injection Date: 21-OCT-2009 00:12
Lab File ID: F10210C2.D Init. Cal. Date(s): 19-OCT-2009 19-OCT-2009
Analysis Type: Init. Cal. Times: 02:34 04:59
Lab Sample ID: sstd4 Quant Type: ISTD
Method: \\PITSVR06\D\chem\722.i\102109.b\LL.m

COMPOUND	RRF / AMOUNT	RF4	CCAL RRF4	MIN RRF	%D / %DRIFT	MAX %D / %DRIFT	CURVE TYPE	
198 1,4-Dioxane	0.37857	0.46203	0.46203	0.010	-22.04495	25.00000	Averaged	
220 Benzaldehyde	4.00000	3.58698	0.69421	0.010	10.32554	25.00000	Quadratic	
10 N-Nitrosodimethylamine	0.50044	0.50216	0.50216	0.010	-0.34402	25.00000	Averaged	
9 Pyridine	0.89748	0.88178	0.88178	0.010	1.74999	25.00000	Averaged	
16 Methyl methanesulfonate	4.00000	3.74287	0.50571	0.010	6.42816	25.00000	Quadratic	
21 Aniline	1.63887	1.70770	1.70770	0.010	-4.20009	25.00000	Averaged	
22 Phenol	4.00000	3.76710	1.62193	0.010	5.82259	25.00000	Quadratic	
23 bis(2-Chloroethyl)ether	1.14427	1.18077	1.18077	0.010	-3.18965	25.00000	Averaged	
24 2-Chlorophenol	1.40926	1.41696	1.41696	0.010	-0.54658	25.00000	Averaged	
26 1,3-Dichlorobenzene	1.64614	1.66231	1.66231	0.010	-0.98261	25.00000	Averaged	
27 1,4-Dichlorobenzene	1.67103	1.69576	1.69576	0.010	-1.47995	20.00000	Averaged	
28 1,2-Dichlorobenzene	4.00000	3.84416	1.65955	0.010	3.89609	25.00000	Quadratic	
227 Indene	1.98646	2.03547	2.03547	0.010	-2.46706	25.00000	Averaged	
29 Benzyl Alcohol	4.00000	2.39176	0.46547	0.010	40.20612	25.00000	Quadratic	<-
30 2-Methylphenol	4.00000	3.61941	1.18139	0.010	9.51465	25.00000	Quadratic	
31 2,2'-oxybis(1-Chloropropane	1.44775	1.48154	1.48154	0.010	-2.33397	25.00000	Averaged	
37 Acetophenone	1.80886	1.98164	1.98164	0.010	-9.55214	25.00000	Averaged	
32 N-Nitroso-di-n-propylamine	4.00000	3.92712	0.87611	0.050	1.82201	25.00000	Quadratic	
192 4-Methylphenol	4.00000	3.68625	1.29814	0.010	7.84366	25.00000	Quadratic	
34 Hexachloroethane	0.63316	0.65317	0.65317	0.010	-3.16040	25.00000	Averaged	
35 Nitrobenzene	4.00000	3.83692	0.33184	0.010	4.07708	25.00000	Quadratic	
36 N-Nitrosopyrrolidine	0.62418	0.63140	0.63140	0.010	-1.15584	25.00000	Averaged	
41 Isophorone	0.52660	0.55131	0.55131	0.010	-4.69234	25.00000	Averaged	
42 2-Nitrophenol	0.19961	0.19600	0.19600	0.010	1.81070	20.00000	Averaged	
43 2,4-Dimethylphenol	0.32373	0.32457	0.32457	0.010	-0.26068	25.00000	Averaged	
44 bis(2-Chloroethoxy)methane	4.00000	4.01270	0.37726	0.010	-0.31759	25.00000	Quadratic	
48 2,4-Dichlorophenol	0.30413	0.29387	0.29387	0.010	3.37493	20.00000	Averaged	
49 Benzoic Acid	10.00000	10.19486	0.12500	0.010	-1.94865	25.00000	Quadratic	
50 1,2,4-Trichlorobenzene	0.33970	0.34962	0.34962	0.010	-2.91828	25.00000	Averaged	
51 Naphthalene	4.00000	3.82362	1.11763	0.010	4.40944	25.00000	Quadratic	
52 4-Chloroaniline	0.41549	0.44321	0.44321	0.010	-6.67293	25.00000	Averaged	
54 2,6-Dichlorophenol	0.28909	0.29636	0.29636	0.010	-2.51390	25.00000	Averaged	
56 Hexachlorobutadiene	0.17951	0.17994	0.17994	0.010	-0.24300	20.00000	Averaged	
221 Caprolactam	0.09661	0.08735	0.08735	0.010	9.59130	25.00000	Averaged	
59 4-Chloro-3-Methylphenol	0.29926	0.30169	0.30169	0.010	-0.81297	20.00000	Averaged	
62 2-Methylnaphthalene	4.00000	3.95563	0.78338	0.010	1.10935	25.00000	Quadratic	
205 1-Methylnaphthalene	4.00000	3.97214	0.82511	0.010	0.69644	25.00000	Quadratic	
64 Hexachlorocyclopentadiene	0.26262	0.24592	0.24592	0.050	6.35921	25.00000	Averaged	
65 1,2,4,5-Tetrachlorobenzene	0.50688	0.51034	0.51034	0.010	-0.68301	25.00000	Averaged	
66 2,4,6-Trichlorophenol	0.35035	0.33135	0.33135	0.010	5.42376	20.00000	Averaged	
67 2,4,5-Trichlorophenol	0.35657	0.32322	0.32322	0.010	9.35213	25.00000	Averaged	
222 1,1'-Biphenyl	4.00000	3.78731	1.55601	0.010	5.31723	25.00000	Quadratic	

Sample Calculation

Tetra Tech NUS, Inc

Client Sample ID: SD-05-SS

GC Semivolatiles

Lot-Sample #...: C9J020291-014	**Work Order #...:** LLXL21AD	**Matrix.....:** SOLID
Date Sampled...: 09/29/09	**Date Received..:** 10/02/09	**MS Run #.....:** 9279028
Prep Date.....: 10/06/09	**Analysis Date..:** 10/07/09	
Prep Batch #...: 9279053	**Analysis Time..:** 16:56	
Dilution Factor: 0.49	**Initial Wgt/Vol:** 15.2 g	**Final Wgt/Vol..:** 10 mL
% Moisture.....: 62	**Analyst ID.....:** 402360	**Instrument ID..:** S/T
	Method.....: SW846 8082	

PARAMETER	RESULT	REPORTING LIMIT	UNITS	MDL
Aroclor 1016	ND	22	ug/kg	3.2
Aroclor 1221	ND	22	ug/kg	4.1
Aroclor 1232	ND	22	ug/kg	3.7
Aroclor 1242	ND	22	ug/kg	3.5
Aroclor 1248	ND	22	ug/kg	2.1
Aroclor 1254	ND	22	ug/kg	3.1
Aroclor 1260	**18 J**	**22**	**ug/kg**	**3.1**

SURROGATE	PERCENT RECOVERY	RECOVERY LIMITS
Tetrachloro-m-xylene	93	(35 - 140)
Decachlorobiphenyl	89	(35 - 140)

NOTE(S):

Results and reporting limits have been adjusted for dry weight.

J Estimated result. Result is less than RL.

Sample Calc.

10B
PESTICIDE IDENTIFICATION SUMMARY
FOR MULTICOMPONENT ANALYTES

EPA SAMPLE NO.

SD-05-SS

Lab Name: TESTAMERICA PITTSBURGH Contract:

Lab Code: TA Case No.: SAS No.: 40325 SDG No.: C9J020291

Lab Sample ID: LLXL21AD Date(s) Analyzed: 10/07/09 10/07/09

Instrument ID (1): GC10 Instrument ID (2): GC10

GC Column(1): MR-2 ID: 0.53(mm) GC Column(2): MR-1 ID: 0.53(mm)

ANALYTE	PEAK	RT	RT WINDOW FROM	RT WINDOW TO	CONCENTRATION	MEAN CONCENTRATION	%D
	1	10.78	10.73	10.83	5.5376		
Aroclor-1260	2	10.85	10.80	10.90	6.7451		
	3	11.15	11.10	11.20	4.4758		
COLUMN 1	4	11.29	11.24	11.34	6.9175		
	5					5.9190	
	1	10.64	10.59	10.69	5.3026		
	2	10.80	10.74	10.84	6.6556		
	3	11.93	11.87	11.97	8.8511		
COLUMN 2	4						
	5					6.9365	17.2
						RPD= 15.8	
	1						
	2						
	3						
COLUMN 1	4						
	5						
	1						
	2						
	3						
COLUMN 2	4						
	5						
	1						
	2						
	3						
COLUMN 1	4						
	5						
	1						
	2						
	3						
COLUMN 2	4						
	5						

At least 3 peaks for each column are required for identification of multicomponent analytes.

Sample Calc.

Data File: \\PITSVR06\D\chem\gc10.i\09179.b\S1090158.D
Report Date: 09-Oct-2009 17:02

RT	EXP RT	DLT RT	RESPONSE	CONCENTRATIONS ON-COL (ng)	FINAL (ug/Kg)	TARGET RANGE	RATIO
5 Aroclor-1242					CAS #: 53469-21-9		
Peaks not detected for Quant. or Qual. signal(s).							
6 Aroclor-1248					CAS #: 12672-29-6		
Operator disabled compound identification.							
7 Aroclor-1254					CAS #: 11097-69-1		
Operator disabled compound identification.							
8 Aroclor-1260					CAS #: 11096-82-5		
9.682	9.682	0.000	0	0.00000	0.00000	0.00- 0.00	0.00(a)
10.214	10.214	0.000	0	0.00000	0.00000	115.86- 115.86	0.00
10.644	10.635	0.009	14181	0.00806	5.3026	136.91- 136.91	0.00
10.795	10.790	0.005	13048	0.01012	6.6556	140.00- 140.00	0.00
11.933	11.924	0.009	21117	0.01345	8.8511	128.33- 128.33	0.00
Average of Peak Concentrations =					6.9365		
9 Aroclor-1262					CAS #: 37324-23-5		
Operator disabled compound identification.							
10 Aroclor-1268					CAS #: 11100-14-4		
Operator disabled compound identification.							
$ 11 Decachlorobiphenyl					CAS #: 2051-24-3		
13.217	13.210	0.007	373551	0.02117	13.928		

QC Flag Legend

a - Target compound detected but, quantitated amount Below Limit Of Quantitation(BLOQ).

Sample Calc.

Data File: \\PITSVR06\D\chem\gc10.i\09179.b\S1090066.D
Report Date: 06-Oct-2009 09:45

7E
HP6890 GC-10

TestAmerica Pittsburgh

MR-1

CONTINUING CALIBRATION COMPOUNDS

Instrument ID: gc10.i
Lab File ID: S1090066.D
Analysis Type:
Lab Sample ID: M1660
Method: \\PITSVR06\D\chem\gc10.i\09179.b\PCBA.m

Injection Date: 05-OCT-2009 14:04
Init. Cal. Date(s): 17-SEP-2009 17-SEP-2009
Init. Cal. Times: 11:44 18:06
Quant Type: ESTD

COMPOUND	RRF / AMOUNT	RF0.500	MIN RRF	%D / %DRIFT	MAX %D / %DRIFT	CURVE TYPE
4 Aroclor-1016(1)	458012	526100	0.010	-14.86590	15.00000	Averaged
(2)	567873	620180	0.010	-9.21106	15.00000	Averaged
(3)	650555	711176	0.010	-9.31833	15.00000	Averaged
(4)	873127	856470	0.010	1.90774	15.00000	Averaged
(5)	546882	612286	0.010	-11.95951	15.00000	Averaged
$ 2 Tetrachloro-m-xylene	32930627	36446560	0.000	-10.67679	15.00000	Averaged
$ 11 Decachlorobiphenyl	17645015	18573920	0.010	-5.26440	15.00000	Averaged
8 Aroclor-1260(1)	1301724	1200432	0.010	7.78140	15.00000	Averaged
(2)	1619887	1453670	0.010	10.26105	15.00000	Averaged
(3)	1759429	1652132	0.010	6.09842	15.00000	Averaged
(4)	1289763	1204664	0.010	6.59801	15.00000	Averaged
(5)	1569606	1620784	0.010	-3.26058	15.00000	Averaged

Data File: \\PITSVR06\D\chem\gc10.i\09179.b\S1090066.D
Date : 05-OCT-2009 14:04
Client ID:
Sample Info: M1660,09179.b

Instrument: gc10.i
Operator:
Column phase: MR-1
Column diameter: 0.53

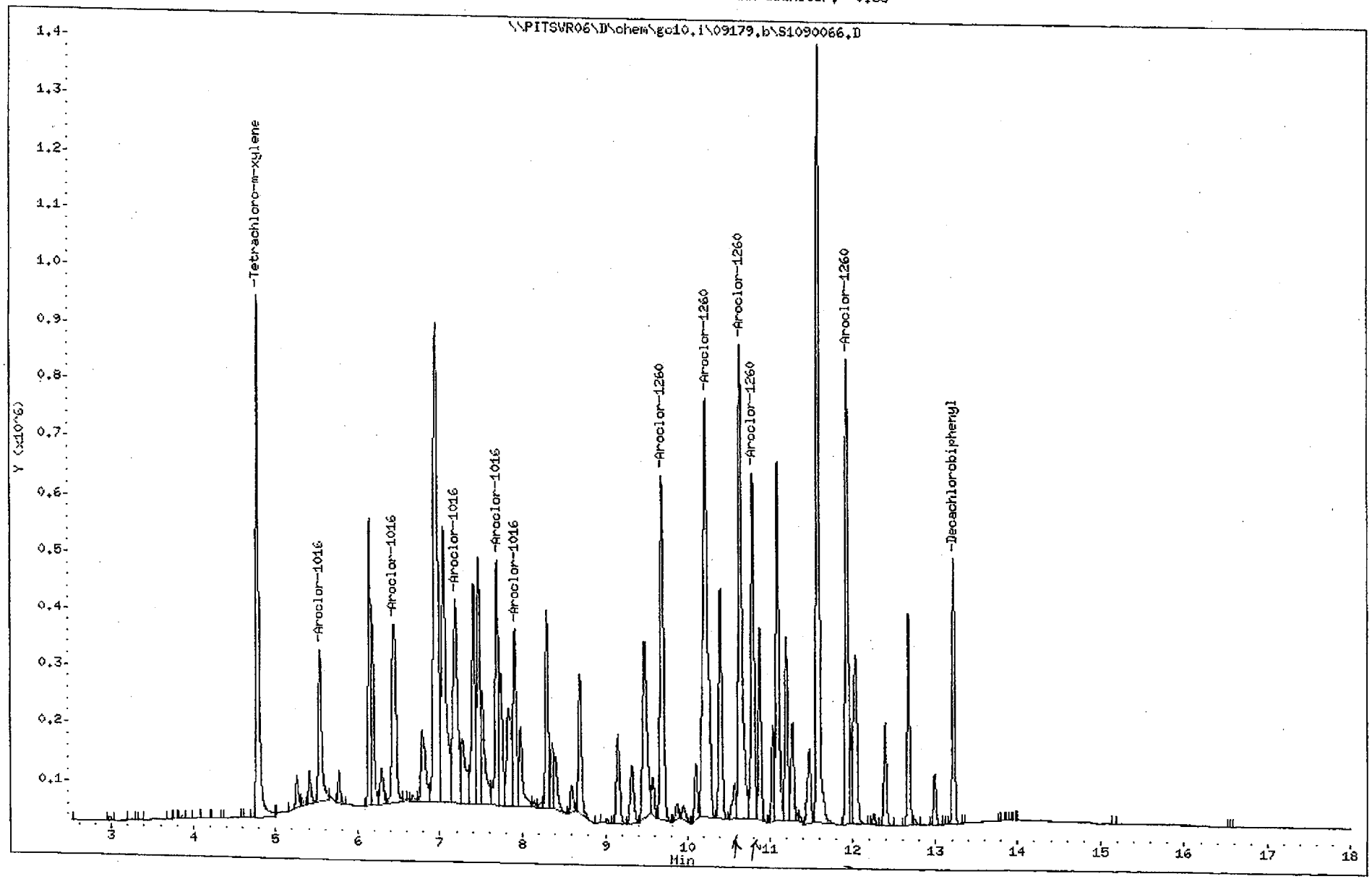

(5001 - 5660)
5409
C9J020291

Sample Calc.

Data File: \\PITSVR06\D\chem\gc10.i\09179.b\S1090158.D
Report Date: 09-Oct-2009 17:02

TestAmerica Pittsburgh

Data file : \\PITSVR06\D\chem\gc10.i\09179.b\S1090158.D
Lab Smp Id: LLXL21AD Client Smp ID: SD-05-SS
Inj Date : 07-OCT-2009 17:19
Operator : Inst ID: gc10.i
Smp Info : LLXL21AD,09179.b
Misc Info : C9J020291-014
Comment : 8082 PCB ANALYSIS
Method : \\PITSVR06\D\chem\gc10.i\09179.b\PCBA.m
Meth Date : 09-Oct-2009 17:02 gc10.i Quant Type: ESTD
Cal Date : 17-SEP-2009 18:06 Cal File: S0890516.D
Als bottle: 10
Dil Factor: 1.00000
Integrator: Falcon Compound Sublist: PCB.sub
Target Version: 4.14 Sample Matrix: SOIL
Processing Host: PITPC-106

Concentration Formula: Amt * DF * (Vt/Vi)/Ws * CpndVariable

Name	Value	Description
DF	1.000	Dilution Factor
Vt	10000.000	Volume of final extract
Vi	1.000	volume injected
Ws	15.200	initial volume of sample
Cpnd Variable		Local Compound Variable

				CONCENTRATIONS ON-COL	CONCENTRATIONS FINAL		
RT	EXP RT	DLT RT	RESPONSE	(ng)	(ug/Kg)	TARGET RANGE	RATIO
$ 2 Tetrachloro-m-xylene					CAS #: 877-09-8		
4.784	4.780	0.004	663143	0.02014	13.248		
1 Aroclor-1221					CAS #: 11104-28-2		
Operator disabled compound identification.							
4 Aroclor-1016					CAS #: 12674-11-2		
Operator disabled compound identification.							
3 Aroclor-1232					CAS #: 11141-16-5		
Operator disabled compound identification.							

Data File: \\PITSVR06\D\chem\gc10.i\09179.b\S1090158.D
Date : 07-OCT-2009 17:19
Client ID: SD-05-SS
Sample Info: LLXL21AD,09179.b
Volume Injected (uL): 1.0
Column phase: MR-1

Instrument: gc10.i
Operator:
Column diameter: 0.53

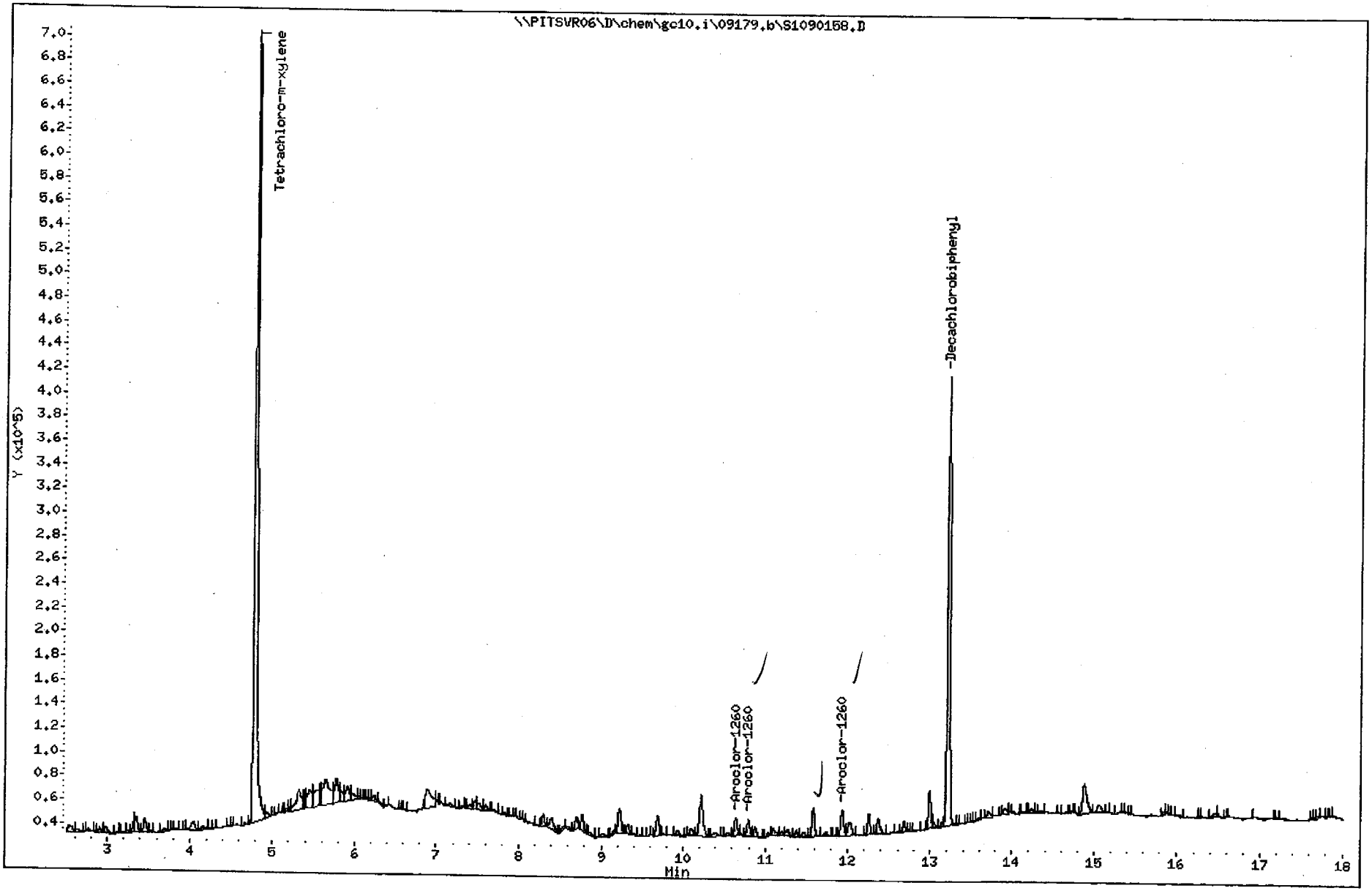

(5001 - 5660)
5098
C9J020291

Tetra Tech NUS **INTERNAL CORRESPONDENCE**

TO: **D. MURALI** **DATE: NOVEMBER 16, 2009**

FROM: **LEANNE M. GANSER** **COPIES: DV FILE**

SUBJECT: **INORGANIC DATA VALIDATION –METALS AND HEXAVALENT CHROMIUM**
STANSBURY CREEK
SAMPLE DELIVERY GROUP (SDG) – C9J020291

SAMPLES: 48/Sediment/

SD-01-01	SD-01-02	SD-01-SS	SD-02-01
SD-02-02	SD-02-SS	SD-03-01-D	SD-03-01
SD-03-02	SD-03-SS	SD-05-01	SD-05-02
SD-05-SS-D	SD-05-SS	SD-06-01	SD-06-02
SD-06-SS	SD-07-01	SD-07-02	SD-07-SS
SD-08-01	SD-08-02-D	SD-08-02	SD-08-SS
SD-09-01	SD-09-02	SD-09-SS-D	SD-09-SS
SD-10-01	SD-10-02	SD-10-SS	SD-11-01
SD-11-02	SD-11-SS	SD-12-01	SD-12-02
SD-12-SS	SD-13-01	SD-13-02	SD-13-SS
SD-14-01	SD-14-02	SD-14-SS	SD-15-01
SD-15-SS	SD-4-01	SD-4-02	SD-4-SS

Overview

The sample set for Stansbury Creek, SDG C9J020291 consists of forty-eight (48) sediment environmental samples. Four field duplicate pairs were included in this SDG: SD-03-01/SD-03-01-D, SD-05-SS/SD-05-SS-D, SD-08-02/SD-08-02-D, and SD-09-SS/SD-09-SS-D.

All environmental samples were analyzed for metals and hexavalent chromium. The samples were collected by Tetra Tech NUS on September 29-30 and October 1, 2009 and analyzed by Test America. All analyses were conducted in accordance with SW-846 6020 for metals and 7471A for mercury and 3060A/7196A for hexavalent chromium.

The inorganic data contained in this SDG were validated with regard to the following parameters: data completeness, holding times, ICP-MS tune, initial and continuing calibration verification results, laboratory method / preparation blank results, ICP interference results, laboratory control sample / laboratory control sample duplicate recoveries, matrix spike / matrix spike duplicate recoveries, laboratory duplicate results, ICP serial dilution results, surrogate recoveries, internal standard recoveries, detection limits and analyte quantitation.

Areas of concern with respect to data quality are listed below.

Major Problems - None.

Minor Problems

- The CRDL percent recoveries for cadmium, selenium, silver, and thallium on 10/23/09 were > 110% quality control limit affecting all samples. Positive results < 2X CRDL reported for cadmium, selenium, silver, and thallium in the affected samples were qualified as biased high, "K". Several results for selenium were previously qualified for blank contamination.

- The CRDL percent recovery for mercury on 10/19/09 were < 80% quality control limit affecting samples SD-2-02, SD-02-SS, SD-03-SS, SD-05-01, SD-05-02, SD-05-SS, SD-07-01, SD-07-02, SD-07-SS, SD-08-01, SD-08-02-D, SD-08-02, SD-08-SS, SD-4-01, SD-4-02, SD-4-SS, SD-01-01, SD-01-02, SD-01-SS, and SD-02-01. Positive results < 2X CRDL reported for mercury in the affected samples were qualified as biased low, "L" and nondetected were qualified as biased low, "UL".

- The following contaminants were detected in the laboratory method/preparation blanks at the following maximum concentration:

Analyte	Maximum Concentration	Action Level
Antimony	0.00076 mg/L	0.19 mg/kg
Chromium[1]	0.012 mg/kg	0.06 mg/kg
Chromium[2]	0.039 mg/kg	0.195 mg/kg
Chromium[3]	0.039 mg/kg	0.195 mg/kg
Lead	0.00081 mg/L	0.2025 mg/kg
Molybdenum	0.00124 mg/L	0.31 mg/kg
Selenium	0.00053 mg/L	0.1325 mg/kg
Vanadium	0.00014 mg/L	0.035 mg/kg
Vanadium[2]	0.0094 mg/kg	0.047 mg/kg
Vanadium[3]	0.0098 mg/kg	0.049 mg/kg

1 Maximum concentration in prep blank affecting batch 9287191.
2 Maximum concentration in prep blank affecting batch 9293088.
3 Maximum concentration in prep blank affecting batch 9294271.

An action level of 5X the maximum contaminant level has been used to evaluate sample data for blank contamination. Sample aliquot, percent solids, and dilution factors, if applicable, were taken into consideration when evaluating for blank contamination. Positive results below the action level for antimony, molybdenum, and selenium were qualified as "B" for blank contamination.

- The matrix spike/matrix spike duplicate (MS/MSD) percent recoveries for antimony and copper were 30-74% in sample SD-07-01 affecting samples in prep batch 9287191. Positive results for antimony and copper were qualified as biased low, "L", in the affected samples. Several results for antimony were previously qualified for blank contamination.

- The MS/MSD percent recoveries for antimony were 30-74% in sample SD-09-02 affecting samples in prep batch 9294271. Positive results for antimony were qualified as biased low, "L", in the affected samples. Several results for antimony were previously qualified for blank contamination.

- The MS/MSD percent recoveries for chromium were >125% in sample SD-09-02 affecting samples in prep batch 9294271. Positive results for chromium were qualified as biased high, "K", in the affected samples.

- Serial dilution percent difference was >10% for arsenic in samples SD-03-01, SD-07-01, and SD-09-02 affecting all samples. Positive results for arsenic were qualified as estimated, "J".

- Serial dilution percent difference was >10% for molybdenum in sample SD-07-01 affecting samples in batch 9287191. Positive results for molybdenum were qualified as estimated, "J".

- Field duplicate imprecision (RPD > 50%) was noted for lead in sample pair SD-03-01/SD-03-01-D. Positive results for lead in samples SD-03-01 and SD-03-01-D were qualified as estimated, "J".

Notes

Non-detected sample results were reported to the reporting limits (RLs) in the EDD. The data reviewer corrected the database to reflect the minimum detection limits (MDLs) reported in the Form 1s.

Duplicate sample SD-05-SS was not listed on the chain of custody.

Laboratory analyzed a soluble, insoluble, and post-digestion spike for each hexavalent chromium spike; all recoveries were low. However, the laboratory graphed millivolt (mV) potential vs pH and the oxidation reduction potential (ORP) favored reduction. Therefore, based on the ORP, hexavalent chromium cannot exist and trivalent chromium will predominate. No action was required.

Samples were reanalyzed for hexavalent chromium because matrix spikes were outside of quality control limits. The matrix spikes were outside of quality control limits for the reanalyzed samples. The reviewer modified the EDD to include only the results from the original analysis.

The CRDL percent recoveries for arsenic and lead on 10/23/09 were > 110% quality control limit affecting all samples. No action was necessary as all results were > 2X CRDL.

Executive Summary

Laboratory Performance: CRDL percent recoveries were outside quality control limits for arsenic, cadmium, lead, selenium, silver, thallium, and mercury. Several analytes were present in the laboratory blanks. Serial dilution noncompliance was noted for arsenic and molybdenum.

Other Factors Affecting Data Quality: MS/MSD percent recoveries were outside quality control limits for antimony, chromium, and copper. Field duplicate imprecision was noted for lead in sample pair SD-03-01/SD-03-01-D.

The data for these analyses were reviewed with reference to the Region III modifications to the "National Functional Guidelines for Inorganic Data Validation", April 1993. The text of this report has been formulated to address only those problem areas affecting data quality.

Tetra Tech NUS
Leanne M. Ganser
Environmental Scientist

Tetra Tech NUS
Joseph A. Samchuck
Quality Assurance Officer

Attachments:

1. Appendix A - Qualified Analytical Results
2. Appendix B - Results as reported by the Laboratory
3. Appendix C - Support Documentation

APPENDIX A
QUALIFIED ANALYTICAL RESULTS

Data Validation Qualifier Codes:

A = Lab Blank Contamination
B = Field Blank Contamination
C = Calibration Noncompliance (e.g. % RSDs, %Ds, ICVs, CCVs, RRFs, etc.)
C01 = GC/MS Tuning Noncompliance
D = MS/MSD Recovery Noncompliance
E = LCS/LCSD Recovery Noncompliance
F = Lab Duplicate Imprecision
G = Field Duplicate Imprecision
H = Holding Time Exceedance
I = ICP Serial Dilution Noncompliance
J = GFAA PDS-GFAA MSA's r < 0.995 / ICP PDS Recovery Noncompliance
K = ICP Interference - includes ICS % R Noncompliance
L = Instrument Calibration Range Exceedance
M = Sample Preservation Noncompliance
N = Internal Standard Noncompliance
N01 = Internal Standard Recovery Noncompliance Dioxins
N02 = Recovery Standard Noncompliance Dioxins
N03 = Clean-up Standard Noncompliance Dioxins
O = Poor Instrument Performance (e.g. base-line drifting)
P = Uncertainty near detection limit (< 2 x IDL for inorganics and <CRQL for organics)
Q = Other problems (can encompass a number of issues; e.g. chromatography,interferences, etc.)
R = Surrogates Recovery Noncompliance
S = Pesticide/PCB Resolution
T = % Breakdown Noncompliance for DDT and Endrin
U = % Difference between columns/detectors >25% for positive results determined via GC/HPLC
V = Non-linear calibrations; correlation coefficient r < 0.995
W = EMPC result
X = Signal to noise response drop
Y = Percent solids <30%
Z = Uncertainty at 2 sigma deviation is greater than sample activity

PROJ_NO: 02371	NSAMPLE	SD-01-01DL			SD-01-02DL			SD-01-SSDL			SD-02-01DL		
SDG: C9J020291	LAB_ID	C9J020291018			C9J020291019			C9J020291017			C9J020291008		
FRACTION: M	SAMP_DATE	9/29/2009			9/29/2009			9/29/2009			9/30/2009		
MEDIA: SEDIMENT	QC_TYPE	NM			NM			NM			NM		
	UNITS	MG/KG			MG/KG			MG/KG			MG/KG		
	PCT_SOLIDS	52.0			51.0			48.0			66.0		
	DUP_OF												
PARAMETER		RESULT	VQL	QLCD	RESULT	VQL	QLCD	RESULT	VQL	QLCD	RESULT	VQL	QLCD
ANTIMONY		0.38	L	D	0.41	L	D	0.63	L	D	0.05	B	A
ARSENIC		5	J	I	4.2	J	I	6.9	J	I	1.9	J	I
BARIUM		21.2			19.5			26.4			14.8		
BERYLLIUM		4.4			2.5			2			0.44		
CADMIUM		0.78			0.69			3.6			0.15	K	C
CHROMIUM		28.7			35.6			56.3			10.4		
COBALT		16.6			8.3			14			4.1		
COPPER		29.5	L	D	18.9	L	D	35.2	L	D	5.8	L	D
LEAD		16.2			18.3			47			4.7		
MERCURY		0.026	L	C	0.011	UL	C	0.19			0.0082	UL	C
MOLYBDENUM		0.94	J	I	1.3	J	I	1.5	J	I	2	J	I
NICKEL		35			19.9			22.1			5.9		
SELENIUM		0.84	K	C	0.57	K	C	1.4	K	C	0.29	K	C
SILVER		0.17	K	C	0.28			0.42			0.032	K	C
THALLIUM		0.14	K	C	0.11	K	C	0.2	K	C	0.077	K	C
VANADIUM		36.3			46.7			38.8			12.6		
ZINC		110			47.9			212			19.9		

PROJ_NO: 02371 SDG: C9J020291 FRACTION: M MEDIA: SEDIMENT	NSAMPLE	SD-02-02DL			SD-02-SSDL			SD-03-01-DDL			SD-03-01DL		
	LAB_ID	C9J020291009			C9J020291007			C9J020291022			C9J020291021		
	SAMP_DATE	9/30/2009			9/30/2009			9/30/2009			9/30/2009		
	QC_TYPE	NM			NM			NM			NM		
	UNITS	MG/KG			MG/KG			MG/KG			MG/KG		
	PCT_SOLIDS	68.0			62.0			73.0			73.0		
	DUP_OF							SD-03-01					
PARAMETER		RESULT	VQL	QLCD	RESULT	VQL	QLCD	RESULT	VQL	QLCD	RESULT	VQL	QLCD
ANTIMONY		0.2	B	A	0.12	B	A	0.088	B	A	0.064	B	A
ARSENIC		3.8	J	I	2.4	J	I	1.2	J	I	1.3	J	I
BARIUM		11.6			15.6			3.2			4.1		
BERYLLIUM		0.39			0.39			0.17			0.21		
CADMIUM		0.1	K	C	0.23			0.049	K	C	0.06	K	C
CHROMIUM		11.9			8.5			6.3			4.5		
COBALT		4.1			4.1			1.6			1.9		
COPPER		6.1	L	D	8.7	L	D	3.7			4.3		
LEAD		3.5			8			9.3	J	G	25.9	J	G
MERCURY		0.008	UL	C	0.0088	UL	C	0.0075	U		0.0075	U	
MOLYBDENUM		3.8	J	I	1.2	J	I	0.93			0.69		
NICKEL		6.4			5.3			2.8			2.4		
SELENIUM		0.25	K	C	0.21	B	A	0.17	B	A	0.21	K	C
SILVER		0.029	K	C	0.044	K	C	0.02	K	C	0.025	K	C
THALLIUM		0.053	K	C	0.062	K	C	0.032	K	C	0.033	K	C
VANADIUM		11.4			10.7			6.3			6.8		
ZINC		16.4			32.3			9			11.2		

PROJ_NO: 02371 SDG: C9J020291 FRACTION: M MEDIA: SEDIMENT	NSAMPLE	SD-03-02DL			SD-03-SSDL			SD-05-01DL			SD-05-02DL		
	LAB_ID	C9J020291023			C9J020291010			C9J020291015			C9J020291016		
	SAMP_DATE	9/30/2009			9/30/2009			9/29/2009			9/29/2009		
	QC_TYPE	NM			NM			NM			NM		
	UNITS	MG/KG			MG/KG			MG/KG			MG/KG		
	PCT_SOLIDS	84.0			74.0			47.0			46.0		
	DUP_OF												
PARAMETER		RESULT	VQL	QLCD	RESULT	VQL	QLCD	RESULT	VQL	QLCD	RESULT	VQL	QLCD
ANTIMONY		0.16	B	A	0.56	L	D	0.35	B	A	0.4	B	A
ARSENIC		3.9	J	I	4.2	J	I	5	J	I	4.4	J	I
BARIUM		4			15.3			22.7			20.9		
BERYLLIUM		0.28			1.1			3.5			2.2		
CADMIUM		0.022	K	C	0.81			0.72			0.8		
CHROMIUM		6.8			21.4			31.8			38.6		
COBALT		2.8			6.5			14.9			8.7		
COPPER		6.2			15.5	L	D	25.9	L	D	20.9	L	D
LEAD		4.8			23.2			14.9			23.6		
MERCURY		0.0065	U		0.17			0.012	UL	C	0.042	L	C
MOLYBDENUM		0.48			1.2			1	J	I	1.2	J	I
NICKEL		3.3			9.3			28.8			22.8		
SELENIUM		0.081	B	A	0.63	K	C	0.84	K	C	0.94	K	C
SILVER		0.0077	K	C	0.21			0.29			0.18	K	C
THALLIUM		0.041	K	C	0.089	K	C	0.14	K	C	0.14	K	C
VANADIUM		20.3			24.2			40.1			52.5		
ZINC		8.1			88.8			85			60.5		

PROJ_NO: 02371 SDG: C9J020291 FRACTION: M MEDIA: SEDIMENT	NSAMPLE	SD-05-SS-DDL			SD-05-SSDL			SD-06-01DL			SD-06-02DL		
	LAB_ID	C9J020291048			C9J020291014			C9J020291037			C9J020291038		
	SAMP_DATE	9/29/2009			9/29/2009			9/30/2009			9/30/2009		
	QC_TYPE	NM			NM			NM			NM		
	UNITS	MG/KG			MG/KG			MG/KG			MG/KG		
	PCT_SOLIDS	38.0			38.0			33.0			35.0		
	DUP_OF	SD-05-SS											
PARAMETER		RESULT	VQL	QLCD	RESULT	VQL	QLCD	RESULT	VQL	QLCD	RESULT	VQL	QLCD
ANTIMONY		0.51	L	D	0.63	L	D	0.4	B	A	0.34	B	A
ARSENIC		7.5	J	I	8.1	J	I	6.7	J	I	7	J	I
BARIUM		30.8			38.6			22.6			25.9		
BERYLLIUM		3			3.1			1.5			1.6		
CADMIUM		4.1			4.4			3.6			4.2		
CHROMIUM		86.1	K	D	88.5			59.6			74		
COBALT		16.1			16.8			16.2			16.5		
COPPER		35.9	L	D	39.4			45.4			33.4		
LEAD		41.3			47.4			73.2			55.6		
MERCURY		0.15			0.18			0.39			0.064		
MOLYBDENUM		1.7			1.9	J	I	1.3			1.4		
NICKEL		28			29.4			25.8			25.1		
SELENIUM		1.4	K	C	1.5	K	C	1.3	K	C	1.2	K	C
SILVER		0.54			0.58			0.7			0.5		
THALLIUM		0.21	K	C	0.24	K	C	0.14	K	C	0.13	K	C
VANADIUM		45.7			47.9			37.8			32.7		
ZINC		188			206			197			180		

PROJ_NO: 02371	NSAMPLE	SD-06-SSDL			SD-07-01DL			SD-07-02DL			SD-07-SSDL		
SDG: C9J020291	LAB_ID	C9J020291036			C9J020291001			C9J020291002			C9J020291020		
FRACTION: M	SAMP_DATE	9/30/2009			9/29/2009			9/29/2009			9/29/2009		
MEDIA: SEDIMENT	QC_TYPE	NM			NM			NM			NM		
	UNITS	MG/KG			MG/KG			MG/KG			MG/KG		
	PCT_SOLIDS	31.0			48.0			52.0			49.0		
	DUP_OF												
PARAMETER		RESULT	VQL	QLCD	RESULT	VQL	QLCD	RESULT	VQL	QLCD	RESULT	VQL	QLCD
ANTIMONY		0.39	B	A	0.1	B	A	0.13	B	A	0.13	B	A
ARSENIC		9.2	J	I	2.7	J	I	4.2	J	I	2.4	J	I
BARIUM		25.8			15.7			14.8			10.6		
BERYLLIUM		1.6			0.5			0.56			0.38		
CADMIUM		3.3			0.16	K	C	0.24			0.58		
CHROMIUM		48.9			13.1			13.5			12.3		
COBALT		18.1			5.4			7.2			4.9		
COPPER		60.4			12.5	L	D	8	L	D	15.9	L	D
LEAD		88.7			10.8			6.6			16.8		
MERCURY		0.32			0.025	L	C	0.021	L	C	0.053	L	C
MOLYBDENUM		2.1			2	J	I	2.8	J	I	1.1	J	I
NICKEL		29.3			8			8.5			7.2		
SELENIUM		1.5	K	C	0.5	K	C	0.44	K	C	0.49	K	C
SILVER		0.65			0.042	K	C	0.041	K	C	0.07	K	C
THALLIUM		0.15	K	C	0.12	K	C	0.12	K	C	0.093	K	C
VANADIUM		38.5			16.3			19.6			11.2		
ZINC		234			26			26			40.7		

PROJ_NO: 02371	NSAMPLE	SD-08-01DL			SD-08-02-DDL			SD-08-02DL			SD-08-SSDL		
SDG: C9J020291	LAB_ID	C9J020291004			C9J020291006			C9J020291005			C9J020291003		
FRACTION: M	SAMP_DATE	9/30/2009			9/30/2009			9/30/2009			9/30/2009		
MEDIA: SEDIMENT	QC_TYPE	NM			NM			NM			NM		
	UNITS	MG/KG			MG/KG			MG/KG			MG/KG		
	PCT_SOLIDS	46.0			56.0			50.0			46.0		
	DUP_OF				SD-08-02								
PARAMETER		RESULT	VQL	QLCD	RESULT	VQL	QLCD	RESULT	VQL	QLCD	RESULT	VQL	QLCD
ANTIMONY		0.21	B	A	0.12	B	A	0.16	B	A	0.28	B	A
ARSENIC		10.5	J	I	3.1	J	I	3.7	J	I	8.5	J	I
BARIUM		38.8			21.8			25.7			29.4		
BERYLLIUM		1			0.63			0.73			0.96		
CADMIUM		0.38			0.3			0.36			1.1		
CHROMIUM		23.3			13.1			14.3			27.9		
COBALT		11.6			8.7			10.2			10.6		
COPPER		13.9	L	D	13.9	L	D	17.4	L	D	30	L	D
LEAD		22.7			17.1			22.1			27.5		
MERCURY		0.064	L	C	0.058	L	C	0.071			0.093		
MOLYBDENUM		2.4	J	I	1.4	J	I	1.6	J	I	1.4	J	I
NICKEL		18.4			12			14.2			16		
SELENIUM		0.64	K	C	0.78	K	C	0.98	K	C	0.8	K	C
SILVER		0.09	K	C	0.064	K	C	0.077	K	C	0.16	K	C
THALLIUM		0.17	K	C	0.15	K	C	0.18	K	C	0.16	K	C
VANADIUM		31.3			15.9			17.4			31.1		
ZINC		68.8			49.4			59.2			97.5		

PROJ_NO: 02371	NSAMPLE	SD-09-01DL			SD-09-02DL			SD-09-SS-DDL			SD-09-SSDL		
SDG: C9J020291	LAB_ID	C9J020291040			C9J020291041			C9J020291042			C9J020291039		
FRACTION: M	SAMP_DATE	10/1/2009			10/1/2009			10/1/2009			10/1/2009		
MEDIA: SEDIMENT	QC_TYPE	NM			NM			NM			NM		
	UNITS	MG/KG			MG/KG			MG/KG			MG/KG		
	PCT_SOLIDS	31.0			35.0			31.0			31.0		
	DUP_OF							SD-09-SS					
PARAMETER		RESULT	VQL	QLCD	RESULT	VQL	QLCD	RESULT	VQL	QLCD	RESULT	VQL	QLCD
ANTIMONY		0.36	B	A	0.54	B	A	0.69	L	D	0.35	B	A
ARSENIC		9.7	J	I	8.2	J	I	10	J	I	10.2	J	I
BARIUM		27.9			41.1			41.4			25.9		
BERYLLIUM		1.7			1.7			1.8			1.7		
CADMIUM		3.8			2.7			2.5			2		
CHROMIUM		55.9			68.4	K	D	55.2	K	D	46.6		
COBALT		20.1			18			21.2			19.4		
COPPER		56.9			37.5			66.6			80.5		
LEAD		94			55.8			85.8			85.1		
MERCURY		0.36			0.29			0.32			0.3		
MOLYBDENUM		2			1.7			2.9			2.2		
NICKEL		33.4			30.9			35.5			28.5		
SELENIUM		1.7	K	C	1.3	K	C	1.5	K	C	1.4	K	C
SILVER		0.74			0.5			0.63			0.64		
THALLIUM		0.16	K	C	0.22	K	C	0.23	K	C	0.12	K	C
VANADIUM		41.7			45.7			47.4			38.2		
ZINC		246			177			239			223		

PROJ_NO: 02371	NSAMPLE	SD-10-01DL			SD-10-02DL			SD-10-SSDL			SD-11-01DL		
SDG: C9J020291	LAB_ID	C9J020291025			C9J020291026			C9J020291024			C9J020291034		
FRACTION: M	SAMP_DATE	9/30/2009			9/30/2009			9/30/2009			10/1/2009		
MEDIA: SEDIMENT	QC_TYPE	NM			NM			NM			NM		
	UNITS	MG/KG			MG/KG			MG/KG			MG/KG		
	PCT_SOLIDS	48.0			32.0			37.0			34.0		
	DUP_OF												
PARAMETER		RESULT	VQL	QLCD	RESULT	VQL	QLCD	RESULT	VQL	QLCD	RESULT	VQL	QLCD
ANTIMONY		0.1	B	A	0.094	B	A	0.39	B	A	0.48	B	A
ARSENIC		3	J	I	3.4	J	I	6.8	J	I	11.4	J	I
BARIUM		12			10			13.6			36.1		
BERYLLIUM		0.53			0.81			1.4			1.7		
CADMIUM		0.23			0.43			2			1.3		
CHROMIUM		11.7			13.5			29			33.5		
COBALT		6.2			12			16			21.2		
COPPER		11.7			16.4			56.3			43.1		
LEAD		11.6			11.3			41.4			64.6		
MERCURY		0.049			0.038			0.17			0.26		
MOLYBDENUM		2.3			3.3			1.6			2.1		
NICKEL		8.2			11.3			23.8			33.4		
SELENIUM		0.73	K	C	1	K	C	1.5	K	C	1.9	K	C
SILVER		0.048	K	C	0.078	K	C	0.34			0.24	K	C
THALLIUM		0.083	K	C	0.073	K	C	0.1	K	C	0.2	K	C
VANADIUM		14			17.9			20.4			33.7		
ZINC		27.9			44.3			168			152		

PROJ_NO: 02371 SDG: C9J020291 FRACTION: M MEDIA: SEDIMENT	NSAMPLE	SD-11-02DL			SD-11-SSDL			SD-12-01DL			SD-12-02DL		
	LAB_ID	C9J020291035			C9J020291033			C9J020291031			C9J020291032		
	SAMP_DATE	10/1/2009			10/1/2009			9/30/2009			9/30/2009		
	QC_TYPE	NM			NM			NM			NM		
	UNITS	MG/KG			MG/KG			MG/KG			MG/KG		
	PCT_SOLIDS	41.0			30.0			78.0			82.0		
	DUP_OF												
PARAMETER		RESULT	VQL	QLCD	RESULT	VQL	QLCD	RESULT	VQL	QLCD	RESULT	VQL	QLCD
ANTIMONY		0.084	B	A	0.48	B	A	0.064	B	A	0.06	B	A
ARSENIC		7.5	J	I	13.3	J	I	2.6	J	I	1.1	J	I
BARIUM		20.2			31.4			4.3			5.1		
BERYLLIUM		0.99			1.9			0.14			0.085		
CADMIUM		0.26			3.4			0.017	K	C	0.01	K	C
CHROMIUM		19.3			65.5			4.5			4.5		
COBALT		10.3			23.5			1.7			0.73		
COPPER		12.8			71.1			1.6			2		
LEAD		13.8			114			2.8			1.7		
MERCURY		0.037			0.43			0.007	U		0.0067	U	
MOLYBDENUM		2			3.2			0.34	B	A	0.23	B	A
NICKEL		13.4			37.9			1.6			1.4		
SELENIUM		0.71	K	C	1.8			0.11	B	A	0.087	B	A
SILVER		0.056	K	C	1			0.006	K	C	0.0024	U	
THALLIUM		0.091	K	C	0.15	K	C	0.02	K	C	0.016	K	C
VANADIUM		28.8			44.8			8.4			8.1		
ZINC		45.1			277			4.8			4.3		

PROJ_NO: 02371	NSAMPLE	SD-12-SSDL			SD-13-01DL			SD-13-02DL			SD-13-SSDL		
SDG: C9J020291	LAB_ID	C9J020291030			C9J020291028			C9J020291029			C9J020291027		
FRACTION: M	SAMP_DATE	9/30/2009			9/30/2009			9/30/2009			9/30/2009		
MEDIA: SEDIMENT	QC_TYPE	NM			NM			NM			NM		
	UNITS	MG/KG			MG/KG			MG/KG			MG/KG		
	PCT_SOLIDS	83.0			35.0			34.0			35.0		
	DUP_OF												
PARAMETER		RESULT	VQL	QLCD	RESULT	VQL	QLCD	RESULT	VQL	QLCD	RESULT	VQL	QLCD
ANTIMONY		0.073	B	A	0.083	B	A	0.076	B	A	0.096	B	A
ARSENIC		2.8	J	I	7.3	J	I	7.4	J	I	9.3	J	I
BARIUM		3.8			20.9			25.9			26.6		
BERYLLIUM		0.17			1.1			1.4			1.1		
CADMIUM		0.04	K	C	0.32			0.34			0.37		
CHROMIUM		5.1			21.5			24.5			22		
COBALT		1.6			12.9			15.6			12		
COPPER		2.9			13.6			13.7			19.3		
LEAD		3.6			13.8			17.1			19.5		
MERCURY		0.0065	U		0.036			0.016	U		0.05		
MOLYBDENUM		0.5			3.2			2.6			2.2		
NICKEL		2			15.8			19.2			15		
SELENIUM		0.18	K	C	0.78	K	C	0.85	K	C	0.83	K	C
SILVER		0.009	K	C	0.06	K	C	0.066	K	C	0.08	K	C
THALLIUM		0.025	K	C	0.1	K	C	0.11	K	C	0.12	K	C
VANADIUM		9.3			27			32.6			31.7		
ZINC		8			55.8			67.9			54.3		

PROJ_NO: 02371	NSAMPLE	SD-14-01DL			SD-14-02DL			SD-14-SSDL			SD-15-01DL		
SDG: C9J020291	LAB_ID	C9J020291046			C9J020291047			C9J020291045			C9J020291044		
FRACTION: M	SAMP_DATE	10/1/2009			10/1/2009			10/1/2009			10/1/2009		
MEDIA: SEDIMENT	QC_TYPE	NM			NM			NM			NM		
	UNITS	MG/KG			MG/KG			MG/KG			MG/KG		
	PCT_SOLIDS	80.0			84.0			68.0			76.0		
	DUP_OF												
PARAMETER		RESULT	VQL	QLCD	RESULT	VQL	QLCD	RESULT	VQL	QLCD	RESULT	VQL	QLCD
ANTIMONY		0.08	B	A	0.074	B	A	0.061	B	A	0.058	B	A
ARSENIC		5.7	J	I	2.7	J	I	3.1	J	I	0.56	J	I
BARIUM		13.1			18.5			14.5			2.1		
BERYLLIUM		0.23			0.64			0.35			0.039		
CADMIUM		0.066	K	C	0.066	K	C	0.14	K	C	0.073	K	C
CHROMIUM		10.8	K	D	12.5	K	D	9.8	K	D	3.1	K	D
COBALT		18.7			7.3			4.5			1		
COPPER		5.7			6.7			5.4			1.7		
LEAD		5			8.4			6.1			2.5		
MERCURY		0.0068	U		0.0065	U		0.008	U		0.0071	U	
MOLYBDENUM		1.4			0.23	B	A	0.85			0.81		
NICKEL		7.8			7.3			6.6			1.6		
SELENIUM		0.21	K	C	0.21	K	C	0.26	K	C	0.086	B	A
SILVER		0.02	K	C	0.015	K	C	0.035	K	C	0.015	K	C
THALLIUM		0.051	K	C	0.062	K	C	0.059	K	C	0.016	K	C
VANADIUM		13.3			15.2			11.8			1.9		
ZINC		24.5			26.8			23.6			5.6		

PROJ_NO: 02371	NSAMPLE	SD-15-SSDL			SD-4-01DL			SD-4-02DL			SD-4-SSDL		
SDG: C9J020291	LAB_ID	C9J020291043			C9J020291012			C9J020291013			C9J020291011		
FRACTION: M	SAMP_DATE	10/1/2009			9/29/2009			9/29/2009			9/29/2009		
MEDIA: SEDIMENT	QC_TYPE	NM			NM			NM			NM		
	UNITS	MG/KG			MG/KG			MG/KG			MG/KG		
	PCT_SOLIDS	80.0			31.0			34.0			30.0		
	DUP_OF												
PARAMETER		RESULT	VQL	QLCD	RESULT	VQL	QLCD	RESULT	VQL	QLCD	RESULT	VQL	QLCD
ANTIMONY		0.042	B	A	0.69	L	D	0.83	L	D	1.9	L	D
ARSENIC		0.3	J	I	8.5	J	I	9.3	J	I	9	J	I
BARIUM		2.1			46.5			45.3			45.6		
BERYLLIUM		0.03			2			2.1			1.8		
CADMIUM		0.051	K	C	3.4			5			2.2		
CHROMIUM		2.9	K	D	52.7			59.3			48.8		
COBALT		0.7			19.3			17.7			18		
COPPER		2			64.9	L	D	55.8	L	D	97.2	L	D
LEAD		2.8			92.3			103			78.8		
MERCURY		0.0068	U		0.32			0.33			0.28		
MOLYBDENUM		0.17	B	A	1.9	J	I	1.6	J	I	1.9	J	I
NICKEL		0.99			33.9			33.5			30.3		
SELENIUM		0.032	U		1.4	K	C	1.8			1.5	K	C
SILVER		0.017	K	C	0.59			0.75			0.59		
THALLIUM		0.014	K	C	0.23	K	C	0.27	K	C	0.21	K	C
VANADIUM		1.4			49.1			53.7			46.9		
ZINC		5.2			274			312			251		

PROJ_NO: 02371	NSAMPLE	SD-01-01			SD-01-01DL			SD-01-02			SD-01-02DL		
SDG: C9J020291	LAB_ID	C9J020291018			C9J020291018			C9J020291019			C9J020291019		
FRACTION: MISC	SAMP_DATE	9/29/2009			9/29/2009			9/29/2009			9/29/2009		
MEDIA: SEDIMENT	QC_TYPE	NM			NM			NM			NM		
	UNITS	%			MG/KG			%			MG/KG		
	PCT_SOLIDS	52.0			52.0			51.0			51.0		
	DUP_OF												
PARAMETER		RESULT	VQL	QLCD	RESULT	VQL	QLCD	RESULT	VQL	QLCD	RESULT	VQL	QLCD
HEXAVALENT CHROMIUM					0.18	U					0.19	U	
PERCENT SOLIDS		52.4						51					

PROJ_NO: 02371	NSAMPLE	SD-01-SS			SD-01-SSDL			SD-02-01			SD-02-01DL		
SDG: C9J020291	LAB_ID	C9J020291017			C9J020291017			C9J020291008			C9J020291008		
FRACTION: MISC	SAMP_DATE	9/29/2009			9/29/2009			9/30/2009			9/30/2009		
MEDIA: SEDIMENT	QC_TYPE	NM			NM			NM			NM		
	UNITS	%			MG/KG			%			MG/KG		
	PCT_SOLIDS	48.0			48.0			66.0			66.0		
	DUP_OF												
PARAMETER		RESULT	VQL	QLCD	RESULT	VQL	QLCD	RESULT	VQL	QLCD	RESULT	VQL	QLCD
HEXAVALENT CHROMIUM					0.19	U					0.14	U	
PERCENT SOLIDS		48.3						66.4					

PROJ_NO: 02371	NSAMPLE	SD-02-02						SD-02-SS			SD-02-SSDL		
SDG: C9J020291	LAB_ID	C9J020291009						C9J020291007			C9J020291007		
FRACTION: MISC	SAMP_DATE	9/30/2009						9/30/2009			9/30/2009		
MEDIA: SEDIMENT	QC_TYPE	NM						NM			NM		
	UNITS	%			MG/KG			%			MG/KG		
	PCT_SOLIDS	68.0			68.0			62.0			62.0		
	DUP_OF												
PARAMETER		RESULT	VQL	QLCD	RESULT	VQL	QLCD	RESULT	VQL	QLCD	RESULT	VQL	QLCD
HEXAVALENT CHROMIUM					0.14	U					0.15	U	
PERCENT SOLIDS		67.8						61.9					

PROJ_NO: 02371	NSAMPLE	SD-03-01						SD-03-01-D					
SDG: C9J020291	LAB_ID	C9J020291021						C9J020291022					
FRACTION: MISC	SAMP_DATE	9/30/2009						9/30/2009					
MEDIA: SEDIMENT	QC_TYPE	NM						NM					
	UNITS	%			MG/KG			%			MG/KG		
	PCT_SOLIDS	73.0			73.0			73.0			73.0		
	DUP_OF							SD-03-01			SD-03-01		
PARAMETER		RESULT	VQL	QLCD	RESULT	VQL	QLCD	RESULT	VQL	QLCD	RESULT	VQL	QLCD
HEXAVALENT CHROMIUM					0.13	U					0.13	U	
PERCENT SOLIDS		73.1						72.6					

PROJ_NO: 02371	NSAMPLE	SD-03-02			SD-03-02DL			SD-03-SS			SD-03-SSDL		
SDG: C9J020291	LAB_ID	C9J020291023			C9J020291023			C9J020291010			C9J020291010		
FRACTION: MISC	SAMP_DATE	9/30/2009			9/30/2009			9/30/2009			9/30/2009		
MEDIA: SEDIMENT	QC_TYPE	NM			NM			NM			NM		
	UNITS	%			MG/KG			%			MG/KG		
	PCT_SOLIDS	84.0			84.0			74.0			74.0		
	DUP_OF												
PARAMETER		RESULT	VQL	QLCD	RESULT	VQL	QLCD	RESULT	VQL	QLCD	RESULT	VQL	QLCD
HEXAVALENT CHROMIUM					0.11	U					0.13	U	
PERCENT SOLIDS		84.3						73.8					

PROJ_NO: 02371 SDG: C9J020291 FRACTION: MISC MEDIA: SEDIMENT	NSAMPLE	SD-05-01			SD-05-01DL			SD-05-02					
	LAB_ID	C9J020291015			C9J020291015			C9J020291016					
	SAMP_DATE	9/29/2009			9/29/2009			9/29/2009					
	QC_TYPE	NM			NM			NM					
	UNITS	%			MG/KG			%			MG/KG		
	PCT_SOLIDS	47.0			47.0			46.0			46.0		
	DUP_OF												
PARAMETER		RESULT	VQL	QLCD	RESULT	VQL	QLCD	RESULT	VQL	QLCD	RESULT	VQL	QLCD
HEXAVALENT CHROMIUM					0.21	U					0.2	U	
PERCENT SOLIDS		46.8						46.3					

PROJ_NO: 02371	NSAMPLE	SD-05-SS			SD-05-SS-D			SD-05-SS-DDL			SD-05-SSDL		
SDG: C9J020291	LAB_ID	C9J020291014			C9J020291048			C9J020291048			C9J020291014		
FRACTION: MISC	SAMP_DATE	9/29/2009			9/29/2009			9/29/2009			9/29/2009		
MEDIA: SEDIMENT	QC_TYPE	NM			NM			NM			NM		
	UNITS	%			%			MG/KG			MG/KG		
	PCT_SOLIDS	38.0			38.0			38.0			38.0		
	DUP_OF				SD-05-SS			SD-05-SS					
PARAMETER		RESULT	VQL	QLCD	RESULT	VQL	QLCD	RESULT	VQL	QLCD	RESULT	VQL	QLCD
HEXAVALENT CHROMIUM								0.25	U		0.25	U	
PERCENT SOLIDS		37.6			38								

PROJ_NO: 02371	NSAMPLE	SD-06-01			SD-06-01DL			SD-06-02			SD-06-02DL		
SDG: C9J020291	LAB_ID	C9J020291037			C9J020291037			C9J020291038			C9J020291038		
FRACTION: MISC	SAMP_DATE	9/30/2009			9/30/2009			9/30/2009			9/30/2009		
MEDIA: SEDIMENT	QC_TYPE	NM			NM			NM			NM		
	UNITS	%			MG/KG			%			MG/KG		
	PCT_SOLIDS	33.0			33.0			35.0			35.0		
	DUP_OF												
PARAMETER		RESULT	VQL	QLCD	RESULT	VQL	QLCD	RESULT	VQL	QLCD	RESULT	VQL	QLCD
HEXAVALENT CHROMIUM					0.59						0.27	U	
PERCENT SOLIDS		33.4						34.8					

PROJ_NO: 02371	NSAMPLE	SD-06-SS						SD-07-01			SD-07-01DL		
SDG: C9J020291	LAB_ID	C9J020291036						C9J020291001			C9J020291001		
FRACTION: MISC	SAMP_DATE	9/30/2009						9/29/2009			9/29/2009		
MEDIA: SEDIMENT	QC_TYPE	NM						NM			NM		
	UNITS	%			MG/KG			%			MG/KG		
	PCT_SOLIDS	31.0			31.0			48.0			48.0		
	DUP_OF												
PARAMETER		RESULT	VQL	QLCD	RESULT	VQL	QLCD	RESULT	VQL	QLCD	RESULT	VQL	QLCD
HEXAVALENT CHROMIUM					0.31	U					0.19	U	
PERCENT SOLIDS		30.8						47.7					

PROJ_NO: 02371 SDG: C9J020291 FRACTION: MISC MEDIA: SEDIMENT	NSAMPLE	SD-07-02						SD-07-SS			SD-07-SSDL		
	LAB_ID	C9J020291002						C9J020291020			C9J020291020		
	SAMP_DATE	9/29/2009						9/29/2009			9/29/2009		
	QC_TYPE	NM						NM			NM		
	UNITS	%			MG/KG			%			MG/KG		
	PCT_SOLIDS	52.0			52.0			49.0			49.0		
	DUP_OF												
PARAMETER		RESULT	VQL	QLCD	RESULT	VQL	QLCD	RESULT	VQL	QLCD	RESULT	VQL	QLCD
HEXAVALENT CHROMIUM					0.18	U					0.2	U	
PERCENT SOLIDS		52						49.4					

PROJ_NO: 02371 SDG: C9J020291 FRACTION: MISC MEDIA: SEDIMENT	NSAMPLE	SD-08-01						SD-08-02			SD-08-02-D		
	LAB_ID	C9J020291004						C9J020291005			C9J020291006		
	SAMP_DATE	9/30/2009						9/30/2009			9/30/2009		
	QC_TYPE	NM						NM			NM		
	UNITS	%			MG/KG			%			%		
	PCT_SOLIDS	46.0			46.0			50.0			56.0		
	DUP_OF										SD-08-02		
PARAMETER		RESULT	VQL	QLCD	RESULT	VQL	QLCD	RESULT	VQL	QLCD	RESULT	VQL	QLCD
HEXAVALENT CHROMIUM					0.2								
PERCENT SOLIDS		46.2						50.5			56.4		

PROJ_NO: 02371	NSAMPLE	SD-08-02-DDL			SD-08-02DL			SD-08-SS					
SDG: C9J020291	LAB_ID	C9J020291006			C9J020291005			C9J020291003					
FRACTION: MISC	SAMP_DATE	9/30/2009			9/30/2009			9/30/2009					
MEDIA: SEDIMENT	QC_TYPE	NM			NM			NM					
	UNITS	MG/KG			MG/KG			%			MG/KG		
	PCT_SOLIDS	56.0			50.0			46.0			46.0		
	DUP_OF	SD-08-02											
PARAMETER		RESULT	VQL	QLCD	RESULT	VQL	QLCD	RESULT	VQL	QLCD	RESULT	VQL	QLCD
HEXAVALENT CHROMIUM		0.17	U		0.18	U					0.2	U	
PERCENT SOLIDS								46.3					

PROJ_NO: 02371	NSAMPLE	SD-09-01						SD-09-02			SD-09-02DL		
SDG: C9J020291	LAB_ID	C9J020291040						C9J020291041			C9J020291041		
FRACTION: MISC	SAMP_DATE	10/1/2009						10/1/2009			10/1/2009		
MEDIA: SEDIMENT	QC_TYPE	NM						NM			NM		
	UNITS	%			MG/KG			%			MG/KG		
	PCT_SOLIDS	31.0			31.0			35.0			35.0		
	DUP_OF												
PARAMETER		RESULT	VQL	QLCD	RESULT	VQL	QLCD	RESULT	VQL	QLCD	RESULT	VQL	QLCD
HEXAVALENT CHROMIUM					0.3						0.27	U	
PERCENT SOLIDS		31.2						35.1					

PROJ_NO: 02371	NSAMPLE	SD-09-SS						SD-09-SS-D			SD-09-SS-DDL		
SDG: C9J020291	LAB_ID	C9J020291039						C9J020291042			C9J020291042		
FRACTION: MISC	SAMP_DATE	10/1/2009						10/1/2009			10/1/2009		
MEDIA: SEDIMENT	QC_TYPE	NM						NM			NM		
	UNITS	%			MG/KG			%			MG/KG		
	PCT_SOLIDS	31.0			31.0			31.0			31.0		
	DUP_OF							SD-09-SS			SD-09-SS		
PARAMETER		RESULT	VQL	QLCD	RESULT	VQL	QLCD	RESULT	VQL	QLCD	RESULT	VQL	QLCD
HEXAVALENT CHROMIUM					0.46						0.45		
PERCENT SOLIDS		31						31.5					

PROJ_NO: 02371	NSAMPLE	SD-10-01			SD-10-01DL			SD-10-02			SD-10-02DL		
SDG: C9J020291	LAB_ID	C9J020291025			C9J020291025			C9J020291026			C9J020291026		
FRACTION: MISC	SAMP_DATE	9/30/2009			9/30/2009			9/30/2009			9/30/2009		
MEDIA: SEDIMENT	QC_TYPE	NM			NM			NM			NM		
	UNITS	%			MG/KG			%			MG/KG		
	PCT_SOLIDS	48.0			48.0			32.0			32.0		
	DUP_OF												
PARAMETER		RESULT	VQL	QLCD	RESULT	VQL	QLCD	RESULT	VQL	QLCD	RESULT	VQL	QLCD
HEXAVALENT CHROMIUM					0.52						0.3	U	
PERCENT SOLIDS		48.1						31.9					

PROJ_NO: 02371	NSAMPLE	SD-10-SS			SD-10-SSDL			SD-11-01			SD-11-01DL		
SDG: C9J020291	LAB_ID	C9J020291024			C9J020291024			C9J020291034			C9J020291034		
FRACTION: MISC	SAMP_DATE	9/30/2009			9/30/2009			10/1/2009			10/1/2009		
MEDIA: SEDIMENT	QC_TYPE	NM			NM			NM			NM		
	UNITS	%			MG/KG			%			MG/KG		
	PCT_SOLIDS	37.0			37.0			34.0			34.0		
	DUP_OF												
PARAMETER		RESULT	VQL	QLCD	RESULT	VQL	QLCD	RESULT	VQL	QLCD	RESULT	VQL	QLCD
HEXAVALENT CHROMIUM					0.26	U					0.27	U	
PERCENT SOLIDS		36.5						34					

PROJ_NO: 02371	NSAMPLE	SD-11-02			SD-11-02DL			SD-11-SS					
SDG: C9J020291	LAB_ID	C9J020291035			C9J020291035			C9J020291033					
FRACTION: MISC	SAMP_DATE	10/1/2009			10/1/2009			10/1/2009					
MEDIA: SEDIMENT	QC_TYPE	NM			NM			NM					
	UNITS	%			MG/KG			%			MG/KG		
	PCT_SOLIDS	41.0			41.0			30.0			30.0		
	DUP_OF												
PARAMETER		RESULT	VQL	QLCD	RESULT	VQL	QLCD	RESULT	VQL	QLCD	RESULT	VQL	QLCD
HEXAVALENT CHROMIUM					0.24	U					0.31	U	
PERCENT SOLIDS		41						30.3					

PROJ_NO: 02371	NSAMPLE	SD-12-01						SD-12-02			SD-12-02DL		
SDG: C9J020291	LAB_ID	C9J020291031						C9J020291032			C9J020291032		
FRACTION: MISC	SAMP_DATE	9/30/2009						9/30/2009			9/30/2009		
MEDIA: SEDIMENT	QC_TYPE	NM						NM			NM		
	UNITS	%			MG/KG			%			MG/KG		
	PCT_SOLIDS	78.0			78.0			82.0			82.0		
	DUP_OF												
PARAMETER		RESULT	VQL	QLCD	RESULT	VQL	QLCD	RESULT	VQL	QLCD	RESULT	VQL	QLCD
HEXAVALENT CHROMIUM					0.12						0.12	U	
PERCENT SOLIDS		78						81.6					

PROJ_NO: 02371	NSAMPLE	SD-12-SS			SD-12-SSDL			SD-13-01			SD-13-01DL		
SDG: C9J020291	LAB_ID	C9J020291030			C9J020291030			C9J020291028			C9J020291028		
FRACTION: MISC	SAMP_DATE	9/30/2009			9/30/2009			9/30/2009			9/30/2009		
MEDIA: SEDIMENT	QC_TYPE	NM			NM			NM			NM		
	UNITS	%			MG/KG			%			MG/KG		
	PCT_SOLIDS	83.0			83.0			35.0			35.0		
	DUP_OF												
PARAMETER		RESULT	VQL	QLCD	RESULT	VQL	QLCD	RESULT	VQL	QLCD	RESULT	VQL	QLCD
HEXAVALENT CHROMIUM					0.12	U					0.28	U	
PERCENT SOLIDS		83.3						34.5					

PROJ_NO: 02371	NSAMPLE	SD-13-02			SD-13-02DL			SD-13-SS			SD-13-SSDL		
SDG: C9J020291	LAB_ID	C9J020291029			C9J020291029			C9J020291027			C9J020291027		
FRACTION: MISC	SAMP_DATE	9/30/2009			9/30/2009			9/30/2009			9/30/2009		
MEDIA: SEDIMENT	QC_TYPE	NM			NM			NM			NM		
	UNITS	%			MG/KG			%			MG/KG		
	PCT_SOLIDS	34.0			34.0			35.0			35.0		
	DUP_OF												
PARAMETER		RESULT	VQL	QLCD	RESULT	VQL	QLCD	RESULT	VQL	QLCD	RESULT	VQL	QLCD
HEXAVALENT CHROMIUM					0.28	U					0.27	U	
PERCENT SOLIDS		33.6						35.2					

PROJ_NO: 02371	NSAMPLE	SD-14-01			SD-14-01DL			SD-14-02					
SDG: C9J020291	LAB_ID	C9J020291046			C9J020291046			C9J020291047					
FRACTION: MISC	SAMP_DATE	10/1/2009			10/1/2009			10/1/2009					
MEDIA: SEDIMENT	QC_TYPE	NM			NM			NM					
	UNITS	%			MG/KG			%			MG/KG		
	PCT_SOLIDS	80.0			80.0			84.0			84.0		
	DUP_OF												
PARAMETER		RESULT	VQL	QLCD	RESULT	VQL	QLCD	RESULT	VQL	QLCD	RESULT	VQL	QLCD
HEXAVALENT CHROMIUM					0.12	U					0.41		
PERCENT SOLIDS		80.1						84					

PROJ_NO: 02371	NSAMPLE	SD-14-SS			SD-14-SSDL			SD-15-01			SD-15-01DL		
SDG: C9J020291	LAB_ID	C9J020291045			C9J020291045			C9J020291044			C9J020291044		
FRACTION: MISC	SAMP_DATE	10/1/2009			10/1/2009			10/1/2009			10/1/2009		
MEDIA: SEDIMENT	QC_TYPE	NM			NM			NM			NM		
	UNITS	%			MG/KG			%			MG/KG		
	PCT_SOLIDS	68.0			68.0			76.0			76.0		
	DUP_OF												
PARAMETER		RESULT	VQL	QLCD	RESULT	VQL	QLCD	RESULT	VQL	QLCD	RESULT	VQL	QLCD
HEXAVALENT CHROMIUM					0.14	U					0.12	U	
PERCENT SOLIDS		67.8						76.2					

PROJ_NO: 02371	NSAMPLE	SD-15-SS			SD-15-SSDL			SD-4-01					
SDG: C9J020291	LAB_ID	C9J020291043			C9J020291043			C9J020291012					
FRACTION: MISC	SAMP_DATE	10/1/2009			10/1/2009			9/29/2009					
MEDIA: SEDIMENT	QC_TYPE	NM			NM			NM					
	UNITS	%			MG/KG			%			MG/KG		
	PCT_SOLIDS	80.0			80.0			31.0			31.0		
	DUP_OF												
PARAMETER		RESULT	VQL	QLCD	RESULT	VQL	QLCD	RESULT	VQL	QLCD	RESULT	VQL	QLCD
HEXAVALENT CHROMIUM					0.12	U					0.31	U	
PERCENT SOLIDS		79.6						30.9					

PROJ_NO: 02371	NSAMPLE	SD-4-02						SD-4-SS			SD-4-SSDL		
SDG: C9J020291	LAB_ID	C9J020291013						C9J020291011			C9J020291011		
FRACTION: MISC	SAMP_DATE	9/29/2009						9/29/2009			9/29/2009		
MEDIA: SEDIMENT	QC_TYPE	NM						NM			NM		
	UNITS	%			MG/KG			%			MG/KG		
	PCT_SOLIDS	34.0			34.0			30.0			30.0		
	DUP_OF												
PARAMETER		RESULT	VQL	QLCD	RESULT	VQL	QLCD	RESULT	VQL	QLCD	RESULT	VQL	QLCD
HEXAVALENT CHROMIUM					0.28	U					0.32	U	
PERCENT SOLIDS		33.8						30.2					

APPENDIX B
RESULTS AS REPORTED BY THE LABORATORY

Tetra Tech NUS, Inc

Client Sample ID: SD-01-01

TOTAL Metals

Lot-Sample #...: C9J020291-018
Date Sampled...: 09/29/09 Date Received..: 10/02/09 Matrix.....: SOLID
% Moisture.....: 48

PARAMETER	RESULT	REPORTING LIMIT	UNITS	METHOD	PREPARATION-ANALYSIS DATE	WORK ORDER #
Prep Batch #...: 9287191						
Silver	0.17	0.095	mg/kg	SW846 6020	10/14-10/23/09	LLXL81AF
		Dilution Factor: 0.5		Analysis Time..: 17:33	Analyst ID.....: 400149	
		Instrument ID..: ICPMS2		MS Run #.....: 9287102	MDL.....: 0.0037	
Arsenic	5.0	0.095	mg/kg	SW846 6020	10/14-10/23/09	LLXL81AG
		Dilution Factor: 0.5		Analysis Time..: 17:33	Analyst ID.....: 400149	
		Instrument ID..: ICPMS2		MS Run #.....: 9287102	MDL.....: 0.017	
Barium	21.2	0.95	mg/kg	SW846 6020	10/14-10/23/09	LLXL81AH
		Dilution Factor: 0.5		Analysis Time..: 17:33	Analyst ID.....: 400149	
		Instrument ID..: ICPMS2		MS Run #.....: 9287102	MDL.....: 0.010	
Beryllium	4.4	0.095	mg/kg	SW846 6020	10/14-10/23/09	LLXL81AJ
		Dilution Factor: 0.5		Analysis Time..: 17:33	Analyst ID.....: 400149	
		Instrument ID..: ICPMS2		MS Run #.....: 9287102	MDL.....: 0.0072	
Cadmium	0.78	0.095	mg/kg	SW846 6020	10/14-10/23/09	LLXL81AK
		Dilution Factor: 0.5		Analysis Time..: 17:33	Analyst ID.....: 400149	
		Instrument ID..: ICPMS2		MS Run #.....: 9287102	MDL.....: 0.0067	
Cobalt	16.6	0.048	mg/kg	SW846 6020	10/14-10/23/09	LLXL81AL
		Dilution Factor: 0.5		Analysis Time..: 17:33	Analyst ID.....: 400149	
		Instrument ID..: ICPMS2		MS Run #.....: 9287102	MDL.....: 0.0014	
Chromium	28.7 J	0.19	mg/kg	SW846 6020	10/14-10/23/09	LLXL81AM
		Dilution Factor: 0.5		Analysis Time..: 17:33	Analyst ID.....: 400149	
		Instrument ID..: ICPMS2		MS Run #.....: 9287102	MDL.....: 0.0058	
Copper	29.5	0.19	mg/kg	SW846 6020	10/14-10/23/09	LLXL81AN
		Dilution Factor: 0.5		Analysis Time..: 17:33	Analyst ID.....: 400149	
		Instrument ID..: ICPMS2		MS Run #.....: 9287102	MDL.....: 0.031	
Molybdenum	0.94 J	0.48	mg/kg	SW846 6020	10/14-10/23/09	LLXL81AP
		Dilution Factor: 0.5		Analysis Time..: 17:33	Analyst ID.....: 400149	
		Instrument ID..: ICPMS2		MS Run #.....: 9287102	MDL.....: 0.020	

(Continued on next page)

Tetra Tech NUS, Inc

Client Sample ID: SD-01-01

TOTAL Metals

Lot-Sample #...: C9J020291-018 Matrix.....: SOLID

PARAMETER	RESULT	REPORTING LIMIT	UNITS	METHOD	PREPARATION-ANALYSIS DATE	WORK ORDER #
Nickel	35.0	0.095	mg/kg	SW846 6020	10/14-10/23/09	LLXL81AQ
		Dilution Factor: 0.5		Analysis Time..: 17:33	Analyst ID.....: 400149	
		Instrument ID..: ICPMS2		MS Run #.....: 9287102	MDL.....: 0.011	
Lead	16.2	0.095	mg/kg	SW846 6020	10/14-10/23/09	LLXL81AR
		Dilution Factor: 0.5		Analysis Time..: 17:33	Analyst ID.....: 400149	
		Instrument ID..: ICPMS2		MS Run #.....: 9287102	MDL.....: 0.0036	
Antimony	0.38 J	0.19	mg/kg	SW846 6020	10/14-10/23/09	LLXL81AT
		Dilution Factor: 0.5		Analysis Time..: 17:33	Analyst ID.....: 400149	
		Instrument ID..: ICPMS2		MS Run #.....: 9287102	MDL.....: 0.0025	
Selenium	0.84	0.48	mg/kg	SW846 6020	10/14-10/23/09	LLXL81AU
		Dilution Factor: 0.5		Analysis Time..: 17:33	Analyst ID.....: 400149	
		Instrument ID..: ICPMS2		MS Run #.....: 9287102	MDL.....: 0.048	
Thallium	0.14	0.095	mg/kg	SW846 6020	10/14-10/23/09	LLXL81AV
		Dilution Factor: 0.5		Analysis Time..: 17:33	Analyst ID.....: 400149	
		Instrument ID..: ICPMS2		MS Run #.....: 9287102	MDL.....: 0.0019	
Vanadium	36.3	0.095	mg/kg	SW846 6020	10/14-10/23/09	LLXL81AW
		Dilution Factor: 0.5		Analysis Time..: 17:33	Analyst ID.....: 400149	
		Instrument ID..: ICPMS2		MS Run #.....: 9287102	MDL.....: 0.0075	
Zinc	110	0.48	mg/kg	SW846 6020	10/14-10/23/09	LLXL81AX
		Dilution Factor: 0.5		Analysis Time..: 17:33	Analyst ID.....: 400149	
		Instrument ID..: ICPMS2		MS Run #.....: 9287102	MDL.....: 0.062	
Prep Batch #...: 9292016						
Mercury	0.026 B	0.031	mg/kg	SW846 7471A	10/19/09	LLXL81A0
		Dilution Factor: 0.5		Analysis Time..: 08:53	Analyst ID.....: 031043	
		Instrument ID..: HGHYDRA		MS Run #.....: 9292008	MDL.....: 0.010	

NOTE(S):

Results and reporting limits have been adjusted for dry weight.

J Method blank contamination. The associated method blank contains the target analyte at a reportable level.

B Estimated result. Result is less than RL.

Tetra Tech NUS, Inc

Client Sample ID: SD-01-02

TOTAL Metals

Lot-Sample #...: C9J020291-019 Matrix.....: SOLID
Date Sampled...: 09/29/09 Date Received..: 10/02/09
% Moisture.....: 49

PARAMETER	RESULT	REPORTING LIMIT	UNITS	METHOD	PREPARATION-ANALYSIS DATE	WORK ORDER #
Prep Batch #...: 9287191						
Silver	0.28	0.098	mg/kg	SW846 6020	10/14-10/23/09	LLXMA1AF
		Dilution Factor: 0.5		Analysis Time..: 17:52	Analyst ID.....: 400149	
		Instrument ID..: ICPMS2		MS Run #.....: 9287102	MDL.....: 0.0038	
Arsenic	4.2	0.098	mg/kg	SW846 6020	10/14-10/23/09	LLXMA1AG
		Dilution Factor: 0.5		Analysis Time..: 17:52	Analyst ID.....: 400149	
		Instrument ID..: ICPMS2		MS Run #.....: 9287102	MDL.....: 0.018	
Barium	19.5	0.98	mg/kg	SW846 6020	10/14-10/23/09	LLXMA1AH
		Dilution Factor: 0.5		Analysis Time..: 17:52	Analyst ID.....: 400149	
		Instrument ID..: ICPMS2		MS Run #.....: 9287102	MDL.....: 0.010	
Beryllium	2.5	0.098	mg/kg	SW846 6020	10/14-10/23/09	LLXMA1AJ
		Dilution Factor: 0.5		Analysis Time..: 17:52	Analyst ID.....: 400149	
		Instrument ID..: ICPMS2		MS Run #.....: 9287102	MDL.....: 0.0074	
Cadmium	0.69	0.098	mg/kg	SW846 6020	10/14-10/23/09	LLXMA1AK
		Dilution Factor: 0.5		Analysis Time..: 17:52	Analyst ID.....: 400149	
		Instrument ID..: ICPMS2		MS Run #.....: 9287102	MDL.....: 0.0069	
Cobalt	8.3	0.049	mg/kg	SW846 6020	10/14-10/23/09	LLXMA1AL
		Dilution Factor: 0.5		Analysis Time..: 17:52	Analyst ID.....: 400149	
		Instrument ID..: ICPMS2		MS Run #.....: 9287102	MDL.....: 0.0015	
Chromium	35.6 J	0.20	mg/kg	SW846 6020	10/14-10/23/09	LLXMA1AM
		Dilution Factor: 0.5		Analysis Time..: 17:52	Analyst ID.....: 400149	
		Instrument ID..: ICPMS2		MS Run #.....: 9287102	MDL.....: 0.0060	
Copper	18.9	0.20	mg/kg	SW846 6020	10/14-10/23/09	LLXMA1AN
		Dilution Factor: 0.5		Analysis Time..: 17:52	Analyst ID.....: 400149	
		Instrument ID..: ICPMS2		MS Run #.....: 9287102	MDL.....: 0.032	
Molybdenum	1.3 J	0.49	mg/kg	SW846 6020	10/14-10/23/09	LLXMA1AP
		Dilution Factor: 0.5		Analysis Time..: 17:52	Analyst ID.....: 400149	
		Instrument ID..: ICPMS2		MS Run #.....: 9287102	MDL.....: 0.020	

(Continued on next page)

Tetra Tech NUS, Inc

Client Sample ID: SD-01-02

TOTAL Metals

Lot-Sample #...: C9J020291-019 Matrix.....: SOLID

PARAMETER	RESULT	REPORTING LIMIT	UNITS	METHOD	PREPARATION-ANALYSIS DATE	WORK ORDER #
Nickel	**19.9**	**0.098**	**mg/kg**	**SW846 6020**	**10/14-10/23/09**	**LLXMA1AQ**
		Dilution Factor: 0.5		Analysis Time..: 17:52	Analyst ID.....: 400149	
		Instrument ID..: ICPMS2		MS Run #.....: 9287102	MDL.....: 0.011	
Lead	**18.3**	**0.098**	**mg/kg**	**SW846 6020**	**10/14-10/23/09**	**LLXMA1AR**
		Dilution Factor: 0.5		Analysis Time..: 17:52	Analyst ID.....: 400149	
		Instrument ID..: ICPMS2		MS Run #.....: 9287102	MDL.....: 0.0037	
Antimony	**0.41 J**	**0.20**	**mg/kg**	**SW846 6020**	**10/14-10/23/09**	**LLXMA1AT**
		Dilution Factor: 0.5		Analysis Time..: 17:52	Analyst ID.....: 400149	
		Instrument ID..: ICPMS2		MS Run #.....: 9287102	MDL.....: 0.0025	
Selenium	**0.57**	**0.49**	**mg/kg**	**SW846 6020**	**10/14-10/23/09**	**LLXMA1AU**
		Dilution Factor: 0.5		Analysis Time..: 17:52	Analyst ID.....: 400149	
		Instrument ID..: ICPMS2		MS Run #.....: 9287102	MDL.....: 0.049	
Thallium	**0.11**	**0.098**	**mg/kg**	**SW846 6020**	**10/14-10/23/09**	**LLXMA1AV**
		Dilution Factor: 0.5		Analysis Time..: 17:52	Analyst ID.....: 400149	
		Instrument ID..: ICPMS2		MS Run #.....: 9287102	MDL.....: 0.0020	
Vanadium	**46.7**	**0.098**	**mg/kg**	**SW846 6020**	**10/14-10/23/09**	**LLXMA1AW**
		Dilution Factor: 0.5		Analysis Time..: 17:52	Analyst ID.....: 400149	
		Instrument ID..: ICPMS2		MS Run #.....: 9287102	MDL.....: 0.0077	
Zinc	**47.9**	**0.49**	**mg/kg**	**SW846 6020**	**10/14-10/23/09**	**LLXMA1AX**
		Dilution Factor: 0.5		Analysis Time..: 17:52	Analyst ID.....: 400149	
		Instrument ID..: ICPMS2		MS Run #.....: 9287102	MDL.....: 0.064	
Prep Batch #...: 9292016						
Mercury	ND	0.032	mg/kg	SW846 7471A	10/19/09	LLXMA1A0
		Dilution Factor: 0.5		Analysis Time..: 08:55	Analyst ID.....: 031043	
		Instrument ID..: HGHYDRA		MS Run #.....: 9292008	MDL.....: 0.011	

NOTE(S):

Results and reporting limits have been adjusted for dry weight.

J Method blank contamination. The associated method blank contains the target analyte at a reportable level.

Tetra Tech NUS, Inc

Client Sample ID: SD-01-SS

TOTAL Metals

Lot-Sample #...: C9J020291-017
Date Sampled...: 09/29/09 Date Received..: 10/02/09 Matrix.....: SOLID
% Moisture.....: 52

PARAMETER	RESULT	REPORTING LIMIT	UNITS	METHOD	PREPARATION-ANALYSIS DATE	WORK ORDER #
Prep Batch #...: 9287191						
Silver	0.42	0.10	mg/kg	SW846 6020	10/14-10/23/09	LLXL61AF
		Dilution Factor: 0.5		Analysis Time..: 17:29	Analyst ID.....: 400149	
		Instrument ID..: ICPMS2		MS Run #.....: 9287102	MDL.....: 0.0040	
Arsenic	6.9	0.10	mg/kg	SW846 6020	10/14-10/23/09	LLXL61AG
		Dilution Factor: 0.5		Analysis Time..: 17:29	Analyst ID.....: 400149	
		Instrument ID..: ICPMS2		MS Run #.....: 9287102	MDL.....: 0.019	
Barium	26.4	1.0	mg/kg	SW846 6020	10/14-10/23/09	LLXL61AH
		Dilution Factor: 0.5		Analysis Time..: 17:29	Analyst ID.....: 400149	
		Instrument ID..: ICPMS2		MS Run #.....: 9287102	MDL.....: 0.011	
Beryllium	2.0	0.10	mg/kg	SW846 6020	10/14-10/23/09	LLXL61AJ
		Dilution Factor: 0.5		Analysis Time..: 17:29	Analyst ID.....: 400149	
		Instrument ID..: ICPMS2		MS Run #.....: 9287102	MDL.....: 0.0078	
Cadmium	3.6	0.10	mg/kg	SW846 6020	10/14-10/23/09	LLXL61AK
		Dilution Factor: 0.5		Analysis Time..: 17:29	Analyst ID.....: 400149	
		Instrument ID..: ICPMS2		MS Run #.....: 9287102	MDL.....: 0.0072	
Cobalt	14.0	0.052	mg/kg	SW846 6020	10/14-10/23/09	LLXL61AL
		Dilution Factor: 0.5		Analysis Time..: 17:29	Analyst ID.....: 400149	
		Instrument ID..: ICPMS2		MS Run #.....: 9287102	MDL.....: 0.0016	
Chromium	56.3 J	0.21	mg/kg	SW846 6020	10/14-10/23/09	LLXL61AM
		Dilution Factor: 0.5		Analysis Time..: 17:29	Analyst ID.....: 400149	
		Instrument ID..: ICPMS2		MS Run #.....: 9287102	MDL.....: 0.0063	
Copper	35.2	0.21	mg/kg	SW846 6020	10/14-10/23/09	LLXL61AN
		Dilution Factor: 0.5		Analysis Time..: 17:29	Analyst ID.....: 400149	
		Instrument ID..: ICPMS2		MS Run #.....: 9287102	MDL.....: 0.034	
Molybdenum	1.5 J	0.52	mg/kg	SW846 6020	10/14-10/23/09	LLXL61AP
		Dilution Factor: 0.5		Analysis Time..: 17:29	Analyst ID.....: 400149	
		Instrument ID..: ICPMS2		MS Run #.....: 9287102	MDL.....: 0.022	

(Continued on next page)

Tetra Tech NUS, Inc

Client Sample ID: SD-01-SS

TOTAL Metals

Lot-Sample #...: C9J020291-017 Matrix.....: SOLID

PARAMETER	RESULT	REPORTING LIMIT	UNITS	METHOD	PREPARATION-ANALYSIS DATE	WORK ORDER #
Nickel	22.1	0.10	mg/kg	SW846 6020	10/14-10/23/09	LLXL61AQ
		Dilution Factor: 0.5		Analysis Time..: 17:29	Analyst ID.....: 400149	
		Instrument ID..: ICPMS2		MS Run #.....: 9287102	MDL.....: 0.012	
Lead	47.0	0.10	mg/kg	SW846 6020	10/14-10/23/09	LLXL61AR
		Dilution Factor: 0.5		Analysis Time..: 17:29	Analyst ID.....: 400149	
		Instrument ID..: ICPMS2		MS Run #.....: 9287102	MDL.....: 0.0039	
Antimony	0.63 J	0.21	mg/kg	SW846 6020	10/14-10/23/09	LLXL61AT
		Dilution Factor: 0.5		Analysis Time..: 17:29	Analyst ID.....: 400149	
		Instrument ID..: ICPMS2		MS Run #.....: 9287102	MDL.....: 0.0027	
Selenium	1.4	0.52	mg/kg	SW846 6020	10/14-10/23/09	LLXL61AU
		Dilution Factor: 0.5		Analysis Time..: 17:29	Analyst ID.....: 400149	
		Instrument ID..: ICPMS2		MS Run #.....: 9287102	MDL.....: 0.052	
Thallium	0.20	0.10	mg/kg	SW846 6020	10/14-10/23/09	LLXL61AV
		Dilution Factor: 0.5		Analysis Time..: 17:29	Analyst ID.....: 400149	
		Instrument ID..: ICPMS2		MS Run #.....: 9287102	MDL.....: 0.0021	
Vanadium	38.8	0.10	mg/kg	SW846 6020	10/14-10/23/09	LLXL61AW
		Dilution Factor: 0.5		Analysis Time..: 17:29	Analyst ID.....: 400149	
		Instrument ID..: ICPMS2		MS Run #.....: 9287102	MDL.....: 0.0082	
Zinc	212	0.52	mg/kg	SW846 6020	10/14-10/23/09	LLXL61AX
		Dilution Factor: 0.5		Analysis Time..: 17:29	Analyst ID.....: 400149	
		Instrument ID..: ICPMS2		MS Run #.....: 9287102	MDL.....: 0.067	
Prep Batch #...: 9292016						
Mercury	0.19	0.034	mg/kg	SW846 7471A	10/19/09	LLXL61A0
		Dilution Factor: 0.5		Analysis Time..: 08:51	Analyst ID.....: 031043	
		Instrument ID..: HGHYDRA		MS Run #.....: 9292008	MDL.....: 0.011	

NOTE(S):

Results and reporting limits have been adjusted for dry weight.

J Method blank contamination. The associated method blank contains the target analyte at a reportable level.

Tetra Tech NUS, Inc

Client Sample ID: SD-02-01

TOTAL Metals

Lot-Sample #...: C9J020291-008
Date Sampled...: 09/30/09 Date Received..: 10/02/09
% Moisture.....: 34
Matrix.....: SOLID

PARAMETER	RESULT	REPORTING LIMIT	UNITS	METHOD	PREPARATION-ANALYSIS DATE	WORK ORDER #
Prep Batch #...: 9287191						
Silver	0.032 B	0.075	mg/kg	SW846 6020	10/14-10/23/09	LLXLP1AF
		Dilution Factor: 0.5		Analysis Time..: 16:37	Analyst ID.....: 400149	
		Instrument ID..: ICPMS2		MS Run #.....: 9287102	MDL.....: 0.0029	
Arsenic	1.9	0.075	mg/kg	SW846 6020	10/14-10/23/09	LLXLP1AG
		Dilution Factor: 0.5		Analysis Time..: 16:37	Analyst ID.....: 400149	
		Instrument ID..: ICPMS2		MS Run #.....: 9287102	MDL.....: 0.014	
Barium	14.8	0.75	mg/kg	SW846 6020	10/14-10/23/09	LLXLP1AH
		Dilution Factor: 0.5		Analysis Time..: 16:37	Analyst ID.....: 400149	
		Instrument ID..: ICPMS2		MS Run #.....: 9287102	MDL.....: 0.0081	
Beryllium	0.44	0.075	mg/kg	SW846 6020	10/14-10/23/09	LLXLP1AJ
		Dilution Factor: 0.5		Analysis Time..: 16:37	Analyst ID.....: 400149	
		Instrument ID..: ICPMS2		MS Run #.....: 9287102	MDL.....: 0.0056	
Cadmium	0.15	0.075	mg/kg	SW846 6020	10/14-10/23/09	LLXLP1AK
		Dilution Factor: 0.5		Analysis Time..: 16:37	Analyst ID.....: 400149	
		Instrument ID..: ICPMS2		MS Run #.....: 9287102	MDL.....: 0.0053	
Cobalt	4.1	0.038	mg/kg	SW846 6020	10/14-10/23/09	LLXLP1AL
		Dilution Factor: 0.5		Analysis Time..: 16:37	Analyst ID.....: 400149	
		Instrument ID..: ICPMS2		MS Run #.....: 9287102	MDL.....: 0.0011	
Chromium	10.4 J	0.15	mg/kg	SW846 6020	10/14-10/23/09	LLXLP1AM
		Dilution Factor: 0.5		Analysis Time..: 16:37	Analyst ID.....: 400149	
		Instrument ID..: ICPMS2		MS Run #.....: 9287102	MDL.....: 0.0046	
Copper	5.8	0.15	mg/kg	SW846 6020	10/14-10/23/09	LLXLP1AN
		Dilution Factor: 0.5		Analysis Time..: 16:37	Analyst ID.....: 400149	
		Instrument ID..: ICPMS2		MS Run #.....: 9287102	MDL.....: 0.025	
Molybdenum	2.0 J	0.38	mg/kg	SW846 6020	10/14-10/23/09	LLXLP1AP
		Dilution Factor: 0.5		Analysis Time..: 16:37	Analyst ID.....: 400149	
		Instrument ID..: ICPMS2		MS Run #.....: 9287102	MDL.....: 0.016	

(Continued on next page)

Tetra Tech NUS, Inc

Client Sample ID: SD-02-01

TOTAL Metals

Lot-Sample #...: C9J020291-008 Matrix.....: SOLID

PARAMETER	RESULT	REPORTING LIMIT	UNITS	METHOD	PREPARATION-ANALYSIS DATE	WORK ORDER #
Nickel	5.9	0.075	mg/kg	SW846 6020	10/14-10/23/09	LLXLP1AQ
		Dilution Factor: 0.5		Analysis Time..: 16:37	Analyst ID.....: 400149	
		Instrument ID..: ICPMS2		MS Run #.....: 9287102	MDL.....: 0.0085	
Lead	4.7	0.075	mg/kg	SW846 6020	10/14-10/23/09	LLXLP1AR
		Dilution Factor: 0.5		Analysis Time..: 16:37	Analyst ID.....: 400149	
		Instrument ID..: ICPMS2		MS Run #.....: 9287102	MDL.....: 0.0029	
Antimony	0.050 B,J	0.15	mg/kg	SW846 6020	10/14-10/23/09	LLXLP1AT
		Dilution Factor: 0.5		Analysis Time..: 16:37	Analyst ID.....: 400149	
		Instrument ID..: ICPMS2		MS Run #.....: 9287102	MDL.....: 0.0020	
Selenium	0.29 B	0.38	mg/kg	SW846 6020	10/14-10/23/09	LLXLP1AU
		Dilution Factor: 0.5		Analysis Time..: 16:37	Analyst ID.....: 400149	
		Instrument ID..: ICPMS2		MS Run #.....: 9287102	MDL.....: 0.038	
Thallium	0.077	0.075	mg/kg	SW846 6020	10/14-10/23/09	LLXLP1AV
		Dilution Factor: 0.5		Analysis Time..: 16:37	Analyst ID.....: 400149	
		Instrument ID..: ICPMS2		MS Run #.....: 9287102	MDL.....: 0.0015	
Vanadium	12.6	0.075	mg/kg	SW846 6020	10/14-10/23/09	LLXLP1AW
		Dilution Factor: 0.5		Analysis Time..: 16:37	Analyst ID.....: 400149	
		Instrument ID..: ICPMS2		MS Run #.....: 9287102	MDL.....: 0.0059	
Zinc	19.9	0.38	mg/kg	SW846 6020	10/14-10/23/09	LLXLP1AX
		Dilution Factor: 0.5		Analysis Time..: 16:37	Analyst ID.....: 400149	
		Instrument ID..: ICPMS2		MS Run #.....: 9287102	MDL.....: 0.049	
Prep Batch #...: 9292016						
Mercury	ND	0.025	mg/kg	SW846 7471A	10/19/09	LLXLP1A0
		Dilution Factor: 0.5		Analysis Time..: 08:26	Analyst ID.....: 031043	
		Instrument ID..: HGHYDRA		MS Run #.....: 9292008	MDL.....: 0.0082	

NOTE(S):

Results and reporting limits have been adjusted for dry weight.

B Estimated result. Result is less than RL.

J Method blank contamination. The associated method blank contains the target analyte at a reportable level.

Tetra Tech NUS, Inc

Client Sample ID: SD-02-02

TOTAL Metals

Lot-Sample #...: C9J020291-009
Date Sampled...: 09/30/09 Date Received..: 10/02/09
% Moisture.....: 32
Matrix.....: SOLID

PARAMETER	RESULT	REPORTING LIMIT	UNITS	METHOD	PREPARATION-ANALYSIS DATE	WORK ORDER #
Prep Batch #...: 9287191						
Silver	0.029 B	0.074	mg/kg	SW846 6020	10/14-10/23/09	LLXLT1AF
		Dilution Factor: 0.5		Analysis Time..: 16:55	Analyst ID.....: 400149	
		Instrument ID..: ICPMS2		MS Run #.....: 9287102	MDL.....: 0.0029	
Arsenic	3.8	0.074	mg/kg	SW846 6020	10/14-10/23/09	LLXLT1AG
		Dilution Factor: 0.5		Analysis Time..: 16:55	Analyst ID.....: 400149	
		Instrument ID..: ICPMS2		MS Run #.....: 9287102	MDL.....: 0.013	
Barium	11.6	0.74	mg/kg	SW846 6020	10/14-10/23/09	LLXLT1AH
		Dilution Factor: 0.5		Analysis Time..: 16:55	Analyst ID.....: 400149	
		Instrument ID..: ICPMS2		MS Run #.....: 9287102	MDL.....: 0.0079	
Beryllium	0.39	0.074	mg/kg	SW846 6020	10/14-10/23/09	LLXLT1AJ
		Dilution Factor: 0.5		Analysis Time..: 16:55	Analyst ID.....: 400149	
		Instrument ID..: ICPMS2		MS Run #.....: 9287102	MDL.....: 0.0055	
Cadmium	0.10	0.074	mg/kg	SW846 6020	10/14-10/23/09	LLXLT1AK
		Dilution Factor: 0.5		Analysis Time..: 16:55	Analyst ID.....: 400149	
		Instrument ID..: ICPMS2		MS Run #.....: 9287102	MDL.....: 0.0052	
Cobalt	4.1	0.037	mg/kg	SW846 6020	10/14-10/23/09	LLXLT1AL
		Dilution Factor: 0.5		Analysis Time..: 16:55	Analyst ID.....: 400149	
		Instrument ID..: ICPMS2		MS Run #.....: 9287102	MDL.....: 0.0011	
Chromium	11.9 J	0.15	mg/kg	SW846 6020	10/14-10/23/09	LLXLT1AM
		Dilution Factor: 0.5		Analysis Time..: 16:55	Analyst ID.....: 400149	
		Instrument ID..: ICPMS2		MS Run #.....: 9287102	MDL.....: 0.0045	
Copper	6.1	0.15	mg/kg	SW846 6020	10/14-10/23/09	LLXLT1AN
		Dilution Factor: 0.5		Analysis Time..: 16:55	Analyst ID.....: 400149	
		Instrument ID..: ICPMS2		MS Run #.....: 9287102	MDL.....: 0.024	
Molybdenum	3.8 J	0.37	mg/kg	SW846 6020	10/14-10/23/09	LLXLT1AP
		Dilution Factor: 0.5		Analysis Time..: 16:55	Analyst ID.....: 400149	
		Instrument ID..: ICPMS2		MS Run #.....: 9287102	MDL.....: 0.015	

(Continued on next page)

Tetra Tech NUS, Inc

Client Sample ID: SD-02-02

TOTAL Metals

Lot-Sample #...: C9J020291-009 Matrix.....: SOLID

PARAMETER	RESULT	REPORTING LIMIT	UNITS	METHOD	PREPARATION-ANALYSIS DATE	WORK ORDER #
Nickel	6.4	0.074	mg/kg	SW846 6020	10/14-10/23/09	LLXLT1AQ
		Dilution Factor: 0.5		Analysis Time..: 16:55	Analyst ID.....: 400149	
		Instrument ID..: ICPMS2		MS Run #.....: 9287102	MDL.....: 0.0083	
Lead	3.5	0.074	mg/kg	SW846 6020	10/14-10/23/09	LLXLT1AR
		Dilution Factor: 0.5		Analysis Time..: 16:55	Analyst ID.....: 400149	
		Instrument ID..: ICPMS2		MS Run #.....: 9287102	MDL.....: 0.0028	
Antimony	0.20 J	0.15	mg/kg	SW846 6020	10/14-10/23/09	LLXLT1AT
		Dilution Factor: 0.5		Analysis Time..: 16:55	Analyst ID.....: 400149	
		Instrument ID..: ICPMS2		MS Run #.....: 9287102	MDL.....: 0.0019	
Selenium	0.25 B	0.37	mg/kg	SW846 6020	10/14-10/23/09	LLXLT1AU
		Dilution Factor: 0.5		Analysis Time..: 16:55	Analyst ID.....: 400149	
		Instrument ID..: ICPMS2		MS Run #.....: 9287102	MDL.....: 0.037	
Thallium	0.053 B	0.074	mg/kg	SW846 6020	10/14-10/23/09	LLXLT1AV
		Dilution Factor: 0.5		Analysis Time..: 16:55	Analyst ID.....: 400149	
		Instrument ID..: ICPMS2		MS Run #.....: 9287102	MDL.....: 0.0015	
Vanadium	11.4	0.074	mg/kg	SW846 6020	10/14-10/23/09	LLXLT1AW
		Dilution Factor: 0.5		Analysis Time..: 16:55	Analyst ID.....: 400149	
		Instrument ID..: ICPMS2		MS Run #.....: 9287102	MDL.....: 0.0058	
Zinc	16.4	0.37	mg/kg	SW846 6020	10/14-10/23/09	LLXLT1AX
		Dilution Factor: 0.5		Analysis Time..: 16:55	Analyst ID.....: 400149	
		Instrument ID..: ICPMS2		MS Run #.....: 9287102	MDL.....: 0.048	
Prep Batch #...: 9292016						
Mercury	ND	0.024	mg/kg	SW846 7471A	10/19/09	LLXLT1A0
		Dilution Factor: 0.5		Analysis Time..: 08:31	Analyst ID.....: 031043	
		Instrument ID..: HGHYDRA		MS Run #.....: 9292008	MDL.....: 0.0080	

NOTE(S):

Results and reporting limits have been adjusted for dry weight.

B Estimated result. Result is less than RL.

J Method blank contamination. The associated method blank contains the target analyte at a reportable level.

Tetra Tech NUS, Inc

Client Sample ID: SD-02-SS

TOTAL Metals

Lot-Sample #...: C9J020291-007
Date Sampled...: 09/30/09 Date Received..: 10/02/09
% Moisture.....: 38
Matrix.....: SOLID

PARAMETER	RESULT	REPORTING LIMIT	UNITS	METHOD	PREPARATION-ANALYSIS DATE	WORK ORDER #
Prep Batch #...: 9287191						
Silver	0.044 B	0.081	mg/kg	SW846 6020	10/14-10/23/09	LLXLM1AF
		Dilution Factor: 0.5		Analysis Time..: 16:33	Analyst ID.....: 400149	
		Instrument ID..: ICPMS2		MS Run #.....: 9287102	MDL.....: 0.0032	
Arsenic	2.4	0.081	mg/kg	SW846 6020	10/14-10/23/09	LLXLM1AG
		Dilution Factor: 0.5		Analysis Time..: 16:33	Analyst ID.....: 400149	
		Instrument ID..: ICPMS2		MS Run #.....: 9287102	MDL.....: 0.015	
Barium	15.6	0.81	mg/kg	SW846 6020	10/14-10/23/09	LLXLM1AH
		Dilution Factor: 0.5		Analysis Time..: 16:33	Analyst ID.....: 400149	
		Instrument ID..: ICPMS2		MS Run #.....: 9287102	MDL.....: 0.0086	
Beryllium	0.39	0.081	mg/kg	SW846 6020	10/14-10/23/09	LLXLM1AJ
		Dilution Factor: 0.5		Analysis Time..: 16:33	Analyst ID.....: 400149	
		Instrument ID..: ICPMS2		MS Run #.....: 9287102	MDL.....: 0.0061	
Cadmium	0.23	0.081	mg/kg	SW846 6020	10/14-10/23/09	LLXLM1AK
		Dilution Factor: 0.5		Analysis Time..: 16:33	Analyst ID.....: 400149	
		Instrument ID..: ICPMS2		MS Run #.....: 9287102	MDL.....: 0.0057	
Cobalt	4.1	0.040	mg/kg	SW846 6020	10/14-10/23/09	LLXLM1AL
		Dilution Factor: 0.5		Analysis Time..: 16:33	Analyst ID.....: 400149	
		Instrument ID..: ICPMS2		MS Run #.....: 9287102	MDL.....: 0.0012	
Chromium	8.5 J	0.16	mg/kg	SW846 6020	10/14-10/23/09	LLXLM1AM
		Dilution Factor: 0.5		Analysis Time..: 16:33	Analyst ID.....: 400149	
		Instrument ID..: ICPMS2		MS Run #.....: 9287102	MDL.....: 0.0049	
Copper	8.7	0.16	mg/kg	SW846 6020	10/14-10/23/09	LLXLM1AN
		Dilution Factor: 0.5		Analysis Time..: 16:33	Analyst ID.....: 400149	
		Instrument ID..: ICPMS2		MS Run #.....: 9287102	MDL.....: 0.027	
Molybdenum	1.2 J	0.40	mg/kg	SW846 6020	10/14-10/23/09	LLXLM1AP
		Dilution Factor: 0.5		Analysis Time..: 16:33	Analyst ID.....: 400149	
		Instrument ID..: ICPMS2		MS Run #.....: 9287102	MDL.....: 0.017	

(Continued on next page)

Tetra Tech NUS, Inc

Client Sample ID: SD-02-SS

TOTAL Metals

Lot-Sample #...: C9J020291-007 Matrix.....: SOLID

PARAMETER	RESULT	REPORTING LIMIT	UNITS	METHOD	PREPARATION-ANALYSIS DATE	WORK ORDER #
Nickel	5.3	0.081	mg/kg	SW846 6020	10/14-10/23/09	LLXLM1AQ
		Dilution Factor: 0.5		Analysis Time..: 16:33	Analyst ID.....: 400149	
		Instrument ID..: ICPMS2		MS Run #.....: 9287102	MDL.....: 0.0091	
Lead	8.0	0.081	mg/kg	SW846 6020	10/14-10/23/09	LLXLM1AR
		Dilution Factor: 0.5		Analysis Time..: 16:33	Analyst ID.....: 400149	
		Instrument ID..: ICPMS2		MS Run #.....: 9287102	MDL.....: 0.0031	
Antimony	0.12 B,J	0.16	mg/kg	SW846 6020	10/14-10/23/09	LLXLM1AT
		Dilution Factor: 0.5		Analysis Time..: 16:33	Analyst ID.....: 400149	
		Instrument ID..: ICPMS2		MS Run #.....: 9287102	MDL.....: 0.0021	
Selenium	0.21 B	0.40	mg/kg	SW846 6020	10/14-10/23/09	LLXLM1AU
		Dilution Factor: 0.5		Analysis Time..: 16:33	Analyst ID.....: 400149	
		Instrument ID..: ICPMS2		MS Run #.....: 9287102	MDL.....: 0.041	
Thallium	0.062 B	0.081	mg/kg	SW846 6020	10/14-10/23/09	LLXLM1AV
		Dilution Factor: 0.5		Analysis Time..: 16:33	Analyst ID.....: 400149	
		Instrument ID..: ICPMS2		MS Run #.....: 9287102	MDL.....: 0.0016	
Vanadium	10.7	0.081	mg/kg	SW846 6020	10/14-10/23/09	LLXLM1AW
		Dilution Factor: 0.5		Analysis Time..: 16:33	Analyst ID.....: 400149	
		Instrument ID..: ICPMS2		MS Run #.....: 9287102	MDL.....: 0.0064	
Zinc	32.3	0.40	mg/kg	SW846 6020	10/14-10/23/09	LLXLM1AX
		Dilution Factor: 0.5		Analysis Time..: 16:33	Analyst ID.....: 400149	
		Instrument ID..: ICPMS2		MS Run #.....: 9287102	MDL.....: 0.052	
Prep Batch #...: 9292016						
Mercury	ND	0.027	mg/kg	SW846 7471A	10/19/09	LLXLM1A0
		Dilution Factor: 0.5		Analysis Time..: 08:24	Analyst ID.....: 031043	
		Instrument ID..: HGHYDRA		MS Run #.....: 9292008	MDL.....: 0.0088	

NOTE(S):

Results and reporting limits have been adjusted for dry weight.

B Estimated result. Result is less than RL.

J Method blank contamination. The associated method blank contains the target analyte at a reportable level.

Tetra Tech NUS, Inc

Client Sample ID: SD-03-01 Dup.

TOTAL Metals

Lot-Sample #...: C9J020291-022
Date Sampled...: 09/30/09 Date Received..: 10/02/09
% Moisture.....: 27
Matrix.....: SOLID

PARAMETER	RESULT	REPORTING LIMIT	UNITS	METHOD	PREPARATION-ANALYSIS DATE	WORK ORDER #
Prep Batch #...: 9293020						
Mercury	ND	0.023	mg/kg	SW846 7471A	10/20/09	LLXME1A0
		Dilution Factor: 0.5		Analysis Time..: 08:27	Analyst ID.....: 031043	
		Instrument ID..: HGHYDRA		MS Run #.....: 9293011	MDL.....: 0.0075	
Prep Batch #...: 9293088						
Silver	**0.020 B**	**0.069**	**mg/kg**	**SW846 6020**	**10/20-10/23/09**	**LLXME1AF**
		Dilution Factor: 0.5		Analysis Time..: 18:31	Analyst ID.....: 400149	
		Instrument ID..: ICPMS2		MS Run #.....: 9293041	MDL.....: 0.0027	
Arsenic	**1.2**	**0.069**	**mg/kg**	**SW846 6020**	**10/20-10/23/09**	**LLXME1AG**
		Dilution Factor: 0.5		Analysis Time..: 18:31	Analyst ID.....: 400149	
		Instrument ID..: ICPMS2		MS Run #.....: 9293041	MDL.....: 0.012	
Barium	**3.2**	**0.69**	**mg/kg**	**SW846 6020**	**10/20-10/23/09**	**LLXME1AH**
		Dilution Factor: 0.5		Analysis Time..: 18:31	Analyst ID.....: 400149	
		Instrument ID..: ICPMS2		MS Run #.....: 9293041	MDL.....: 0.0074	
Beryllium	**0.17**	**0.069**	**mg/kg**	**SW846 6020**	**10/20-10/23/09**	**LLXME1AJ**
		Dilution Factor: 0.5		Analysis Time..: 18:31	Analyst ID.....: 400149	
		Instrument ID..: ICPMS2		MS Run #.....: 9293041	MDL.....: 0.0052	
Cadmium	**0.049 B**	**0.069**	**mg/kg**	**SW846 6020**	**10/20-10/23/09**	**LLXME1AK**
		Dilution Factor: 0.5		Analysis Time..: 18:31	Analyst ID.....: 400149	
		Instrument ID..: ICPMS2		MS Run #.....: 9293041	MDL.....: 0.0048	
Cobalt	**1.6**	**0.034**	**mg/kg**	**SW846 6020**	**10/20-10/23/09**	**LLXME1AL**
		Dilution Factor: 0.5		Analysis Time..: 18:31	Analyst ID.....: 400149	
		Instrument ID..: ICPMS2		MS Run #.....: 9293041	MDL.....: 0.0010	
Chromium	**6.3 J**	**0.14**	**mg/kg**	**SW846 6020**	**10/20-10/23/09**	**LLXME1AM**
		Dilution Factor: 0.5		Analysis Time..: 18:31	Analyst ID.....: 400149	
		Instrument ID..: ICPMS2		MS Run #.....: 9293041	MDL.....: 0.0042	
Copper	**3.7**	**0.14**	**mg/kg**	**SW846 6020**	**10/20-10/23/09**	**LLXME1AN**
		Dilution Factor: 0.5		Analysis Time..: 18:31	Analyst ID.....: 400149	
		Instrument ID..: ICPMS2		MS Run #.....: 9293041	MDL.....: 0.023	

(Continued on next page)

Tetra Tech NUS, Inc

Client Sample ID: SD-03-01 Dup.

TOTAL Metals

Lot-Sample #...: C9J020291-022 Matrix.....: SOLID

PARAMETER	RESULT	REPORTING LIMIT	UNITS	METHOD	PREPARATION-ANALYSIS DATE	WORK ORDER #
Molybdenum	**0.93**	**0.34**	**mg/kg**	**SW846 6020**	**10/20-10/23/09**	**LLXME1AP**
		Dilution Factor: 0.5		Analysis Time..: 18:31	Analyst ID.....: 400149	
		Instrument ID..: ICPMS2		MS Run #.....: 9293041	MDL.....: 0.014	
Nickel	**2.8**	**0.069**	**mg/kg**	**SW846 6020**	**10/20-10/23/09**	**LLXME1AQ**
		Dilution Factor: 0.5		Analysis Time..: 18:31	Analyst ID.....: 400149	
		Instrument ID..: ICPMS2		MS Run #.....: 9293041	MDL.....: 0.0078	
Lead	**9.3**	**0.069**	**mg/kg**	**SW846 6020**	**10/20-10/23/09**	**LLXME1AR**
		Dilution Factor: 0.5		Analysis Time..: 18:31	Analyst ID.....: 400149	
		Instrument ID..: ICPMS2		MS Run #.....: 9293041	MDL.....: 0.0026	
Antimony	**0.088 B**	**0.14**	**mg/kg**	**SW846 6020**	**10/20-10/23/09**	**LLXME1AT**
		Dilution Factor: 0.5		Analysis Time..: 18:31	Analyst ID.....: 400149	
		Instrument ID..: ICPMS2		MS Run #.....: 9293041	MDL.....: 0.0018	
Selenium	**0.17 B**	**0.34**	**mg/kg**	**SW846 6020**	**10/20-10/23/09**	**LLXME1AU**
		Dilution Factor: 0.5		Analysis Time..: 18:31	Analyst ID.....: 400149	
		Instrument ID..: ICPMS2		MS Run #.....: 9293041	MDL.....: 0.035	
Thallium	**0.032 B**	**0.069**	**mg/kg**	**SW846 6020**	**10/20-10/23/09**	**LLXME1AV**
		Dilution Factor: 0.5		Analysis Time..: 18:31	Analyst ID.....: 400149	
		Instrument ID..: ICPMS2		MS Run #.....: 9293041	MDL.....: 0.0014	
Vanadium	**6.3 J**	**0.069**	**mg/kg**	**SW846 6020**	**10/20-10/23/09**	**LLXME1AW**
		Dilution Factor: 0.5		Analysis Time..: 18:31	Analyst ID.....: 400149	
		Instrument ID..: ICPMS2		MS Run #.....: 9293041	MDL.....: 0.0054	
Zinc	**9.0**	**0.34**	**mg/kg**	**SW846 6020**	**10/20-10/23/09**	**LLXME1AX**
		Dilution Factor: 0.5		Analysis Time..: 18:31	Analyst ID.....: 400149	
		Instrument ID..: ICPMS2		MS Run #.....: 9293041	MDL.....: 0.045	

NOTE(S):

Results and reporting limits have been adjusted for dry weight.

B Estimated result. Result is less than RL.

J Method blank contamination. The associated method blank contains the target analyte at a reportable level.

Tetra Tech NUS, Inc

Client Sample ID: SD-03-01

TOTAL Metals

Lot-Sample #...: C9J020291-021 Matrix.....: SOLID
Date Sampled...: 09/30/09 Date Received..: 10/02/09
% Moisture.....: 27

PARAMETER	RESULT	REPORTING LIMIT	UNITS	METHOD	PREPARATION-ANALYSIS DATE	WORK ORDER #
Prep Batch #...: 9293020						
Mercury	ND	0.023	mg/kg	SW846 7471A	10/20/09	LLXMD1A0
		Dilution Factor: 0.5		Analysis Time..: 08:26	Analyst ID.....: 031043	
		Instrument ID..: HGHYDRA		MS Run #.....: 9293011	MDL.....: 0.0075	
Prep Batch #...: 9293088						
Silver	**0.025 B**	**0.068**	**mg/kg**	**SW846 6020**	**10/20-10/23/09**	**LLXMD1AF**
		Dilution Factor: 0.5		Analysis Time..: 18:14	Analyst ID.....: 400149	
		Instrument ID..: ICPMS2		MS Run #.....: 9293041	MDL.....: 0.0027	
Arsenic	**1.3 E**	**0.068**	**mg/kg**	**SW846 6020**	**10/20-10/23/09**	**LLXMD1AG**
		Dilution Factor: 0.5		Analysis Time..: 18:14	Analyst ID.....: 400149	
		Instrument ID..: ICPMS2		MS Run #.....: 9293041	MDL.....: 0.012	
Barium	**4.1**	**0.68**	**mg/kg**	**SW846 6020**	**10/20-10/23/09**	**LLXMD1AH**
		Dilution Factor: 0.5		Analysis Time..: 18:14	Analyst ID.....: 400149	
		Instrument ID..: ICPMS2		MS Run #.....: 9293041	MDL.....: 0.0073	
Beryllium	**0.21**	**0.068**	**mg/kg**	**SW846 6020**	**10/20-10/23/09**	**LLXMD1AJ**
		Dilution Factor: 0.5		Analysis Time..: 18:14	Analyst ID.....: 400149	
		Instrument ID..: ICPMS2		MS Run #.....: 9293041	MDL.....: 0.0051	
Cadmium	**0.060 B**	**0.068**	**mg/kg**	**SW846 6020**	**10/20-10/23/09**	**LLXMD1AK**
		Dilution Factor: 0.5		Analysis Time..: 18:14	Analyst ID.....: 400149	
		Instrument ID..: ICPMS2		MS Run #.....: 9293041	MDL.....: 0.0048	
Cobalt	**1.9**	**0.034**	**mg/kg**	**SW846 6020**	**10/20-10/23/09**	**LLXMD1AL**
		Dilution Factor: 0.5		Analysis Time..: 18:14	Analyst ID.....: 400149	
		Instrument ID..: ICPMS2		MS Run #.....: 9293041	MDL.....: 0.0010	
Chromium	**4.5 J**	**0.14**	**mg/kg**	**SW846 6020**	**10/20-10/23/09**	**LLXMD1AM**
		Dilution Factor: 0.5		Analysis Time..: 18:14	Analyst ID.....: 400149	
		Instrument ID..: ICPMS2		MS Run #.....: 9293041	MDL.....: 0.0042	
Copper	**4.3**	**0.14**	**mg/kg**	**SW846 6020**	**10/20-10/23/09**	**LLXMD1AN**
		Dilution Factor: 0.5		Analysis Time..: 18:14	Analyst ID.....: 400149	
		Instrument ID..: ICPMS2		MS Run #.....: 9293041	MDL.....: 0.023	

(Continued on next page)

Tetra Tech NUS, Inc

Client Sample ID: SD-03-01

TOTAL Metals

Lot-Sample #...: C9J020291-021 Matrix.....: SOLID

PARAMETER	RESULT	REPORTING LIMIT	UNITS	METHOD	PREPARATION-ANALYSIS DATE	WORK ORDER #
Molybdenum	0.69	0.34	mg/kg	SW846 6020	10/20-10/23/09	LLXMD1AP
		Dilution Factor: 0.5		Analysis Time..: 18:14	Analyst ID.....: 400149	
		Instrument ID..: ICPMS2		MS Run #.....: 9293041	MDL.....: 0.014	
Nickel	2.4	0.068	mg/kg	SW846 6020	10/20-10/23/09	LLXMD1AQ
		Dilution Factor: 0.5		Analysis Time..: 18:14	Analyst ID.....: 400149	
		Instrument ID..: ICPMS2		MS Run #.....: 9293041	MDL.....: 0.0077	
Lead	25.9	0.068	mg/kg	SW846 6020	10/20-10/23/09	LLXMD1AR
		Dilution Factor: 0.5		Analysis Time..: 18:14	Analyst ID.....: 400149	
		Instrument ID..: ICPMS2		MS Run #.....: 9293041	MDL.....: 0.0026	
Antimony	0.064 B	0.14	mg/kg	SW846 6020	10/20-10/23/09	LLXMD1AT
		Dilution Factor: 0.5		Analysis Time..: 18:14	Analyst ID.....: 400149	
		Instrument ID..: ICPMS2		MS Run #.....: 9293041	MDL.....: 0.0018	
Selenium	0.21 B	0.34	mg/kg	SW846 6020	10/20-10/23/09	LLXMD1AU
		Dilution Factor: 0.5		Analysis Time..: 18:14	Analyst ID.....: 400149	
		Instrument ID..: ICPMS2		MS Run #.....: 9293041	MDL.....: 0.034	
Thallium	0.033 B	0.068	mg/kg	SW846 6020	10/20-10/23/09	LLXMD1AV
		Dilution Factor: 0.5		Analysis Time..: 18:14	Analyst ID.....: 400149	
		Instrument ID..: ICPMS2		MS Run #.....: 9293041	MDL.....: 0.0014	
Vanadium	6.8 J	0.068	mg/kg	SW846 6020	10/20-10/23/09	LLXMD1AW
		Dilution Factor: 0.5		Analysis Time..: 18:14	Analyst ID.....: 400149	
		Instrument ID..: ICPMS2		MS Run #.....: 9293041	MDL.....: 0.0054	
Zinc	11.2	0.34	mg/kg	SW846 6020	10/20-10/23/09	LLXMD1AX
		Dilution Factor: 0.5		Analysis Time..: 18:14	Analyst ID.....: 400149	
		Instrument ID..: ICPMS2		MS Run #.....: 9293041	MDL.....: 0.044	

NOTE(S):

Results and reporting limits have been adjusted for dry weight.

B Estimated result. Result is less than RL.

E Matrix interference.

J Method blank contamination. The associated method blank contains the target analyte at a reportable level.

Tetra Tech NUS, Inc

Client Sample ID: SD-03-02

TOTAL Metals

Lot-Sample #...: C9J020291-023
Date Sampled...: 09/30/09 Date Received..: 10/02/09 Matrix.....: SOLID
% Moisture.....: 16

PARAMETER	RESULT	REPORTING LIMIT	UNITS	METHOD	PREPARATION-ANALYSIS DATE	WORK ORDER #
Prep Batch #...: 9293020						
Mercury	ND	0.020	mg/kg	SW846 7471A	10/20/09	LLXMF1A0
		Dilution Factor: 0.5		Analysis Time..: 08:29	Analyst ID.....: 031043	
		Instrument ID..: HGHYDRA		MS Run #.....: 9293011	MDL.....: 0.0065	
Prep Batch #...: 9293088						
Silver	**0.0077 B**	**0.059**	**mg/kg**	**SW846 6020**	**10/20-10/23/09**	**LLXMF1AF**
		Dilution Factor: 0.5		Analysis Time..: 18:35	Analyst ID.....: 400149	
		Instrument ID..: ICPMS2		MS Run #.....: 9293041	MDL.....: 0.0023	
Arsenic	**3.9**	**0.059**	**mg/kg**	**SW846 6020**	**10/20-10/23/09**	**LLXMF1AG**
		Dilution Factor: 0.5		Analysis Time..: 18:35	Analyst ID.....: 400149	
		Instrument ID..: ICPMS2		MS Run #.....: 9293041	MDL.....: 0.011	
Barium	**4.0**	**0.59**	**mg/kg**	**SW846 6020**	**10/20-10/23/09**	**LLXMF1AH**
		Dilution Factor: 0.5		Analysis Time..: 18:35	Analyst ID.....: 400149	
		Instrument ID..: ICPMS2		MS Run #.....: 9293041	MDL.....: 0.0063	
Beryllium	**0.28**	**0.059**	**mg/kg**	**SW846 6020**	**10/20-10/23/09**	**LLXMF1AJ**
		Dilution Factor: 0.5		Analysis Time..: 18:35	Analyst ID.....: 400149	
		Instrument ID..: ICPMS2		MS Run #.....: 9293041	MDL.....: 0.0044	
Cadmium	**0.022 B**	**0.059**	**mg/kg**	**SW846 6020**	**10/20-10/23/09**	**LLXMF1AK**
		Dilution Factor: 0.5		Analysis Time..: 18:35	Analyst ID.....: 400149	
		Instrument ID..: ICPMS2		MS Run #.....: 9293041	MDL.....: 0.0042	
Cobalt	**2.8**	**0.030**	**mg/kg**	**SW846 6020**	**10/20-10/23/09**	**LLXMF1AL**
		Dilution Factor: 0.5		Analysis Time..: 18:35	Analyst ID.....: 400149	
		Instrument ID..: ICPMS2		MS Run #.....: 9293041	MDL.....: 0.00089	
Chromium	**6.8 J**	**0.12**	**mg/kg**	**SW846 6020**	**10/20-10/23/09**	**LLXMF1AM**
		Dilution Factor: 0.5		Analysis Time..: 18:35	Analyst ID.....: 400149	
		Instrument ID..: ICPMS2		MS Run #.....: 9293041	MDL.....: 0.0036	
Copper	**6.2**	**0.12**	**mg/kg**	**SW846 6020**	**10/20-10/23/09**	**LLXMF1AN**
		Dilution Factor: 0.5		Analysis Time..: 18:35	Analyst ID.....: 400149	
		Instrument ID..: ICPMS2		MS Run #.....: 9293041	MDL.....: 0.020	

(Continued on next page)

Tetra Tech NUS, Inc

Client Sample ID: SD-03-02

TOTAL Metals

Lot-Sample #...: C9J020291-023 Matrix.....: SOLID

PARAMETER	RESULT	REPORTING LIMIT	UNITS	METHOD	PREPARATION-ANALYSIS DATE	WORK ORDER #
Molybdenum	0.48	0.30	mg/kg	SW846 6020	10/20-10/23/09	LLXMF1AP
		Dilution Factor: 0.5		Analysis Time..: 18:35	Analyst ID.....: 400149	
		Instrument ID..: ICPMS2		MS Run #.....: 9293041	MDL.....: 0.012	
Nickel	3.3	0.059	mg/kg	SW846 6020	10/20-10/23/09	LLXMF1AQ
		Dilution Factor: 0.5		Analysis Time..: 18:35	Analyst ID.....: 400149	
		Instrument ID..: ICPMS2		MS Run #.....: 9293041	MDL.....: 0.0067	
Lead	4.8	0.059	mg/kg	SW846 6020	10/20-10/23/09	LLXMF1AR
		Dilution Factor: 0.5		Analysis Time..: 18:35	Analyst ID.....: 400149	
		Instrument ID..: ICPMS2		MS Run #.....: 9293041	MDL.....: 0.0023	
Antimony	0.16	0.12	mg/kg	SW846 6020	10/20-10/23/09	LLXMF1AT
		Dilution Factor: 0.5		Analysis Time..: 18:35	Analyst ID.....: 400149	
		Instrument ID..: ICPMS2		MS Run #.....: 9293041	MDL.....: 0.0015	
Selenium	0.081 B	0.30	mg/kg	SW846 6020	10/20-10/23/09	LLXMF1AU
		Dilution Factor: 0.5		Analysis Time..: 18:35	Analyst ID.....: 400149	
		Instrument ID..: ICPMS2		MS Run #.....: 9293041	MDL.....: 0.030	
Thallium	0.041 B	0.059	mg/kg	SW846 6020	10/20-10/23/09	LLXMF1AV
		Dilution Factor: 0.5		Analysis Time..: 18:35	Analyst ID.....: 400149	
		Instrument ID..: ICPMS2		MS Run #.....: 9293041	MDL.....: 0.0012	
Vanadium	20.3 J	0.059	mg/kg	SW846 6020	10/20-10/23/09	LLXMF1AW
		Dilution Factor: 0.5		Analysis Time..: 18:35	Analyst ID.....: 400149	
		Instrument ID..: ICPMS2		MS Run #.....: 9293041	MDL.....: 0.0047	
Zinc	8.1	0.30	mg/kg	SW846 6020	10/20-10/23/09	LLXMF1AX
		Dilution Factor: 0.5		Analysis Time..: 18:35	Analyst ID.....: 400149	
		Instrument ID..: ICPMS2		MS Run #.....: 9293041	MDL.....: 0.038	

NOTE(S):

Results and reporting limits have been adjusted for dry weight.

B Estimated result. Result is less than RL.

J Method blank contamination. The associated method blank contains the target analyte at a reportable level.

Tetra Tech NUS, Inc

Client Sample ID: SD-03-SS

TOTAL Metals

Lot-Sample #...: C9J020291-010
Date Sampled...: 09/30/09 Date Received..: 10/02/09
% Moisture.....: 26 Matrix.....: SOLID

PARAMETER	RESULT	REPORTING LIMIT	UNITS	METHOD	PREPARATION-ANALYSIS DATE	WORK ORDER #
Prep Batch #...: 9287191						
Zinc	88.8	0.34	mg/kg	SW846 6020	10/14-10/23/09	LLXLV1AX
		Dilution Factor: 0.5		Analysis Time..: 16:59	Analyst ID.....: 400149	
		Instrument ID..: ICPMS2		MS Run #.....: 9287102	MDL.....: 0.044	
Silver	0.21	0.068	mg/kg	SW846 6020	10/14-10/23/09	LLXLV1AF
		Dilution Factor: 0.5		Analysis Time..: 16:59	Analyst ID.....: 400149	
		Instrument ID..: ICPMS2		MS Run #.....: 9287102	MDL.....: 0.0026	
Arsenic	4.2	0.068	mg/kg	SW846 6020	10/14-10/23/09	LLXLV1AG
		Dilution Factor: 0.5		Analysis Time..: 16:59	Analyst ID.....: 400149	
		Instrument ID..: ICPMS2		MS Run #.....: 9287102	MDL.....: 0.012	
Barium	15.3	0.68	mg/kg	SW846 6020	10/14-10/23/09	LLXLV1AH
		Dilution Factor: 0.5		Analysis Time..: 16:59	Analyst ID.....: 400149	
		Instrument ID..: ICPMS2		MS Run #.....: 9287102	MDL.....: 0.0072	
Beryllium	1.1	0.068	mg/kg	SW846 6020	10/14-10/23/09	LLXLV1AJ
		Dilution Factor: 0.5		Analysis Time..: 16:59	Analyst ID.....: 400149	
		Instrument ID..: ICPMS2		MS Run #.....: 9287102	MDL.....: 0.0051	
Cadmium	0.81	0.068	mg/kg	SW846 6020	10/14-10/23/09	LLXLV1AK
		Dilution Factor: 0.5		Analysis Time..: 16:59	Analyst ID.....: 400149	
		Instrument ID..: ICPMS2		MS Run #.....: 9287102	MDL.....: 0.0047	
Cobalt	6.5	0.034	mg/kg	SW846 6020	10/14-10/23/09	LLXLV1AL
		Dilution Factor: 0.5		Analysis Time..: 16:59	Analyst ID.....: 400149	
		Instrument ID..: ICPMS2		MS Run #.....: 9287102	MDL.....: 0.0010	
Chromium	21.4 J	0.14	mg/kg	SW846 6020	10/14-10/23/09	LLXLV1AM
		Dilution Factor: 0.5		Analysis Time..: 16:59	Analyst ID.....: 400149	
		Instrument ID..: ICPMS2		MS Run #.....: 9287102	MDL.....: 0.0041	
Copper	15.5	0.14	mg/kg	SW846 6020	10/14-10/23/09	LLXLV1AN
		Dilution Factor: 0.5		Analysis Time..: 16:59	Analyst ID.....: 400149	
		Instrument ID..: ICPMS2		MS Run #.....: 9287102	MDL.....: 0.022	

(Continued on next page)

Tetra Tech NUS, Inc

Client Sample ID: SD-03-SS

TOTAL Metals

Lot-Sample #...: C9J020291-010 Matrix.....: SOLID

PARAMETER	RESULT	REPORTING LIMIT	UNITS	METHOD	PREPARATION-ANALYSIS DATE	WORK ORDER #
Molybdenum	1.2 J	0.34	mg/kg	SW846 6020	10/14-10/23/09	LLXLV1AP
		Dilution Factor: 0.5		Analysis Time..: 16:59	Analyst ID.....: 400149	
		Instrument ID..: ICPMS2		MS Run #.....: 9287102	MDL.....: 0.014	
Nickel	9.3	0.068	mg/kg	SW846 6020	10/14-10/23/09	LLXLV1AQ
		Dilution Factor: 0.5		Analysis Time..: 16:59	Analyst ID.....: 400149	
		Instrument ID..: ICPMS2		MS Run #.....: 9287102	MDL.....: 0.0077	
Lead	23.2	0.068	mg/kg	SW846 6020	10/14-10/23/09	LLXLV1AR
		Dilution Factor: 0.5		Analysis Time..: 16:59	Analyst ID.....: 400149	
		Instrument ID..: ICPMS2		MS Run #.....: 9287102	MDL.....: 0.0026	
Antimony	0.56 J	0.14	mg/kg	SW846 6020	10/14-10/23/09	LLXLV1AT
		Dilution Factor: 0.5		Analysis Time..: 16:59	Analyst ID.....: 400149	
		Instrument ID..: ICPMS2		MS Run #.....: 9287102	MDL.....: 0.0018	
Selenium	0.63	0.34	mg/kg	SW846 6020	10/14-10/23/09	LLXLV1AU
		Dilution Factor: 0.5		Analysis Time..: 16:59	Analyst ID.....: 400149	
		Instrument ID..: ICPMS2		MS Run #.....: 9287102	MDL.....: 0.034	
Thallium	0.089	0.068	mg/kg	SW846 6020	10/14-10/23/09	LLXLV1AV
		Dilution Factor: 0.5		Analysis Time..: 16:59	Analyst ID.....: 400149	
		Instrument ID..: ICPMS2		MS Run #.....: 9287102	MDL.....: 0.0014	
Vanadium	24.2	0.068	mg/kg	SW846 6020	10/14-10/23/09	LLXLV1AW
		Dilution Factor: 0.5		Analysis Time..: 16:59	Analyst ID.....: 400149	
		Instrument ID..: ICPMS2		MS Run #.....: 9287102	MDL.....: 0.0053	
Prep Batch #...: 9292016						
Mercury	0.17	0.022	mg/kg	SW846 7471A	10/19/09	LLXLV1A0
		Dilution Factor: 0.5		Analysis Time..: 08:33	Analyst ID.....: 031043	
		Instrument ID..: HGHYDRA		MS Run #.....: 9292008	MDL.....: 0.0074	

NOTE(S):

Results and reporting limits have been adjusted for dry weight.

J Method blank contamination. The associated method blank contains the target analyte at a reportable level.

Tetra Tech NUS, Inc

Client Sample ID: SD-05-01

TOTAL Metals

Lot-Sample #...: C9J020291-015
Date Sampled...: 09/29/09 Date Received..: 10/02/09
% Moisture.....: 53
Matrix.....: SOLID

PARAMETER	RESULT	REPORTING LIMIT	UNITS	METHOD	PREPARATION-ANALYSIS DATE	WORK ORDER #
Prep Batch #...: 9287191						
Silver	0.29	0.11	mg/kg	SW846 6020	10/14-10/23/09	LLXL31AF
		Dilution Factor: 0.5		Analysis Time..: 17:21	Analyst ID.....: 400149	
		Instrument ID..: ICPMS2		MS Run #.....: 9287102	MDL.....: 0.0042	
Arsenic	5.0	0.11	mg/kg	SW846 6020	10/14-10/23/09	LLXL31AG
		Dilution Factor: 0.5		Analysis Time..: 17:21	Analyst ID.....: 400149	
		Instrument ID..: ICPMS2		MS Run #.....: 9287102	MDL.....: 0.019	
Barium	22.7	1.1	mg/kg	SW846 6020	10/14-10/23/09	LLXL31AH
		Dilution Factor: 0.5		Analysis Time..: 17:21	Analyst ID.....: 400149	
		Instrument ID..: ICPMS2		MS Run #.....: 9287102	MDL.....: 0.011	
Beryllium	3.5	0.11	mg/kg	SW846 6020	10/14-10/23/09	LLXL31AJ
		Dilution Factor: 0.5		Analysis Time..: 17:21	Analyst ID.....: 400149	
		Instrument ID..: ICPMS2		MS Run #.....: 9287102	MDL.....: 0.0080	
Cadmium	0.72	0.11	mg/kg	SW846 6020	10/14-10/23/09	LLXL31AK
		Dilution Factor: 0.5		Analysis Time..: 17:21	Analyst ID.....: 400149	
		Instrument ID..: ICPMS2		MS Run #.....: 9287102	MDL.....: 0.0075	
Cobalt	14.9	0.053	mg/kg	SW846 6020	10/14-10/23/09	LLXL31AL
		Dilution Factor: 0.5		Analysis Time..: 17:21	Analyst ID.....: 400149	
		Instrument ID..: ICPMS2		MS Run #.....: 9287102	MDL.....: 0.0016	
Chromium	31.8 J	0.21	mg/kg	SW846 6020	10/14-10/23/09	LLXL31AM
		Dilution Factor: 0.5		Analysis Time..: 17:21	Analyst ID.....: 400149	
		Instrument ID..: ICPMS2		MS Run #.....: 9287102	MDL.....: 0.0065	
Copper	25.9	0.21	mg/kg	SW846 6020	10/14-10/23/09	LLXL31AN
		Dilution Factor: 0.5		Analysis Time..: 17:21	Analyst ID.....: 400149	
		Instrument ID..: ICPMS2		MS Run #.....: 9287102	MDL.....: 0.035	
Molybdenum	1.0 J	0.53	mg/kg	SW846 6020	10/14-10/23/09	LLXL31AP
		Dilution Factor: 0.5		Analysis Time..: 17:21	Analyst ID.....: 400149	
		Instrument ID..: ICPMS2		MS Run #.....: 9287102	MDL.....: 0.022	

(Continued on next page)

Tetra Tech NUS, Inc

Client Sample ID: SD-05-01

TOTAL Metals

Lot-Sample #...: C9J020291-015 Matrix.....: SOLID

PARAMETER	RESULT	REPORTING LIMIT	UNITS	METHOD	PREPARATION-ANALYSIS DATE	WORK ORDER #
Nickel	28.8	0.11	mg/kg	SW846 6020	10/14-10/23/09	LLXL31AQ
		Dilution Factor: 0.5		Analysis Time..: 17:21	Analyst ID.....: 400149	
		Instrument ID..: ICPMS2		MS Run #.....: 9287102	MDL.....: 0.012	
Lead	14.9	0.11	mg/kg	SW846 6020	10/14-10/23/09	LLXL31AR
		Dilution Factor: 0.5		Analysis Time..: 17:21	Analyst ID.....: 400149	
		Instrument ID..: ICPMS2		MS Run #.....: 9287102	MDL.....: 0.0041	
Antimony	0.35 J	0.21	mg/kg	SW846 6020	10/14-10/23/09	LLXL31AT
		Dilution Factor: 0.5		Analysis Time..: 17:21	Analyst ID.....: 400149	
		Instrument ID..: ICPMS2		MS Run #.....: 9287102	MDL.....: 0.0028	
Selenium	0.84	0.53	mg/kg	SW846 6020	10/14-10/23/09	LLXL31AU
		Dilution Factor: 0.5		Analysis Time..: 17:21	Analyst ID.....: 400149	
		Instrument ID..: ICPMS2		MS Run #.....: 9287102	MDL.....: 0.054	
Thallium	0.14	0.11	mg/kg	SW846 6020	10/14-10/23/09	LLXL31AV
		Dilution Factor: 0.5		Analysis Time..: 17:21	Analyst ID.....: 400149	
		Instrument ID..: ICPMS2		MS Run #.....: 9287102	MDL.....: 0.0021	
Vanadium	40.1	0.11	mg/kg	SW846 6020	10/14-10/23/09	LLXL31AW
		Dilution Factor: 0.5		Analysis Time..: 17:21	Analyst ID.....: 400149	
		Instrument ID..: ICPMS2		MS Run #.....: 9287102	MDL.....: 0.0084	
Zinc	85.0	0.53	mg/kg	SW846 6020	10/14-10/23/09	LLXL31AX
		Dilution Factor: 0.5		Analysis Time..: 17:21	Analyst ID.....: 400149	
		Instrument ID..: ICPMS2		MS Run #.....: 9287102	MDL.....: 0.069	

Prep Batch #...: 9292016

Mercury	ND	0.035	mg/kg	SW846 7471A	10/19/09	LLXL31A0
		Dilution Factor: 0.5		Analysis Time..: 08:41	Analyst ID.....: 031043	
		Instrument ID..: HGHYDRA		MS Run #.....: 9292008	MDL.....: 0.012	

NOTE(S):

Results and reporting limits have been adjusted for dry weight.

J Method blank contamination. The associated method blank contains the target analyte at a reportable level.

Tetra Tech NUS, Inc

Client Sample ID: SD-05-02

TOTAL Metals

Lot-Sample #...: C9J020291-016
Date Sampled...: 09/29/09 Date Received..: 10/02/09
% Moisture.....: 54
Matrix.....: SOLID

PARAMETER	RESULT	REPORTING LIMIT	UNITS	METHOD	PREPARATION-ANALYSIS DATE	WORK ORDER #
Prep Batch #...: 9287191						
Silver	0.18	0.11	mg/kg	SW846 6020	10/14-10/23/09	LLXL51AF
		Dilution Factor: 0.5		Analysis Time..: 17:25	Analyst ID.....: 400149	
		Instrument ID..: ICPMS2		MS Run #.....: 9287102	MDL.....: 0.0042	
Arsenic	4.4	0.11	mg/kg	SW846 6020	10/14-10/23/09	LLXL51AG
		Dilution Factor: 0.5		Analysis Time..: 17:25	Analyst ID.....: 400149	
		Instrument ID..: ICPMS2		MS Run #.....: 9287102	MDL.....: 0.020	
Barium	20.9	1.1	mg/kg	SW846 6020	10/14-10/23/09	LLXL51AH
		Dilution Factor: 0.5		Analysis Time..: 17:25	Analyst ID.....: 400149	
		Instrument ID..: ICPMS2		MS Run #.....: 9287102	MDL.....: 0.012	
Beryllium	2.2	0.11	mg/kg	SW846 6020	10/14-10/23/09	LLXL51AJ
		Dilution Factor: 0.5		Analysis Time..: 17:25	Analyst ID.....: 400149	
		Instrument ID..: ICPMS2		MS Run #.....: 9287102	MDL.....: 0.0081	
Cadmium	0.80	0.11	mg/kg	SW846 6020	10/14-10/23/09	LLXL51AK
		Dilution Factor: 0.5		Analysis Time..: 17:25	Analyst ID.....: 400149	
		Instrument ID..: ICPMS2		MS Run #.....: 9287102	MDL.....: 0.0076	
Cobalt	8.7	0.054	mg/kg	SW846 6020	10/14-10/23/09	LLXL51AL
		Dilution Factor: 0.5		Analysis Time..: 17:25	Analyst ID.....: 400149	
		Instrument ID..: ICPMS2		MS Run #.....: 9287102	MDL.....: 0.0016	
Chromium	38.6 J	0.22	mg/kg	SW846 6020	10/14-10/23/09	LLXL51AM
		Dilution Factor: 0.5		Analysis Time..: 17:25	Analyst ID.....: 400149	
		Instrument ID..: ICPMS2		MS Run #.....: 9287102	MDL.....: 0.0066	
Copper	20.9	0.22	mg/kg	SW846 6020	10/14-10/23/09	LLXL51AN
		Dilution Factor: 0.5		Analysis Time..: 17:25	Analyst ID.....: 400149	
		Instrument ID..: ICPMS2		MS Run #.....: 9287102	MDL.....: 0.036	
Molybdenum	1.2 J	0.54	mg/kg	SW846 6020	10/14-10/23/09	LLXL51AP
		Dilution Factor: 0.5		Analysis Time..: 17:25	Analyst ID.....: 400149	
		Instrument ID..: ICPMS2		MS Run #.....: 9287102	MDL.....: 0.022	

(Continued on next page)

Tetra Tech NUS, Inc

Client Sample ID: SD-05-02

TOTAL Metals

Lot-Sample #...: C9J020291-016 Matrix.....: SOLID

PARAMETER	RESULT	REPORTING LIMIT	UNITS	METHOD	PREPARATION-ANALYSIS DATE	WORK ORDER #
Nickel	22.8	0.11	mg/kg	SW846 6020	10/14-10/23/09	LLXL51AQ
		Dilution Factor: 0.5		Analysis Time..: 17:25	Analyst ID.....: 400149	
		Instrument ID..: ICPMS2		MS Run #.....: 9287102	MDL.....: 0.012	
Lead	23.6	0.11	mg/kg	SW846 6020	10/14-10/23/09	LLXL51AR
		Dilution Factor: 0.5		Analysis Time..: 17:25	Analyst ID.....: 400149	
		Instrument ID..: ICPMS2		MS Run #.....: 9287102	MDL.....: 0.0041	
Antimony	0.40 J	0.22	mg/kg	SW846 6020	10/14-10/23/09	LLXL51AT
		Dilution Factor: 0.5		Analysis Time..: 17:25	Analyst ID.....: 400149	
		Instrument ID..: ICPMS2		MS Run #.....: 9287102	MDL.....: 0.0028	
Selenium	0.94	0.54	mg/kg	SW846 6020	10/14-10/23/09	LLXL51AU
		Dilution Factor: 0.5		Analysis Time..: 17:25	Analyst ID.....: 400149	
		Instrument ID..: ICPMS2		MS Run #.....: 9287102	MDL.....: 0.054	
Thallium	0.14	0.11	mg/kg	SW846 6020	10/14-10/23/09	LLXL51AV
		Dilution Factor: 0.5		Analysis Time..: 17:25	Analyst ID.....: 400149	
		Instrument ID..: ICPMS2		MS Run #.....: 9287102	MDL.....: 0.0022	
Vanadium	52.5	0.11	mg/kg	SW846 6020	10/14-10/23/09	LLXL51AW
		Dilution Factor: 0.5		Analysis Time..: 17:25	Analyst ID.....: 400149	
		Instrument ID..: ICPMS2		MS Run #.....: 9287102	MDL.....: 0.0085	
Zinc	60.5	0.54	mg/kg	SW846 6020	10/14-10/23/09	LLXL51AX
		Dilution Factor: 0.5		Analysis Time..: 17:25	Analyst ID.....: 400149	
		Instrument ID..: ICPMS2		MS Run #.....: 9287102	MDL.....: 0.070	
Prep Batch #...: 9292016						
Mercury	0.042	0.036	mg/kg	SW846 7471A	10/19/09	LLXL51A0
		Dilution Factor: 0.5		Analysis Time..: 08:46	Analyst ID.....: 031043	
		Instrument ID..: HGHYDRA		MS Run #.....: 9292008	MDL.....: 0.012	

NOTE(S):

Results and reporting limits have been adjusted for dry weight.

J Method blank contamination. The associated method blank contains the target analyte at a reportable level.

Tetra Tech NUS, Inc

Client Sample ID: SD-05-SS Dup.

TOTAL Metals

Lot-Sample #...: C9J020291-048 Matrix.....: SOLID
Date Sampled...: 09/29/09 Date Received..: 10/02/09
% Moisture.....: 62

PARAMETER	RESULT	REPORTING LIMIT	UNITS	METHOD	PREPARATION-ANALYSIS DATE	WORK ORDER #
Prep Batch #...: 9293021						
Mercury	**0.15**	**0.043**	**mg/kg**	**SW846 7471A**	**10/20/09**	**LLXNL1A0**
		Dilution Factor: 0.5		Analysis Time..: 09:31	Analyst ID.....: 031043	
		Instrument ID..: HGHYDRA		MS Run #.....: 9293012	MDL.....: 0.014	
Prep Batch #...: 9294271						
Silver	**0.54**	**0.13**	**mg/kg**	**SW846 6020**	**10/21-10/23/09**	**LLXNL1AF**
		Dilution Factor: 0.5		Analysis Time..: 21:35	Analyst ID.....: 400149	
		Instrument ID..: ICPMS2		MS Run #.....: 9294150	MDL.....: 0.0051	
Arsenic	**7.5**	**0.13**	**mg/kg**	**SW846 6020**	**10/21-10/23/09**	**LLXNL1AG**
		Dilution Factor: 0.5		Analysis Time..: 21:35	Analyst ID.....: 400149	
		Instrument ID..: ICPMS2		MS Run #.....: 9294150	MDL.....: 0.024	
Barium	**30.8**	**1.3**	**mg/kg**	**SW846 6020**	**10/21-10/23/09**	**LLXNL1AH**
		Dilution Factor: 0.5		Analysis Time..: 21:35	Analyst ID.....: 400149	
		Instrument ID..: ICPMS2		MS Run #.....: 9294150	MDL.....: 0.014	
Beryllium	**3.0**	**0.13**	**mg/kg**	**SW846 6020**	**10/21-10/23/09**	**LLXNL1AJ**
		Dilution Factor: 0.5		Analysis Time..: 21:35	Analyst ID.....: 400149	
		Instrument ID..: ICPMS2		MS Run #.....: 9294150	MDL.....: 0.0099	
Cadmium	**4.1**	**0.13**	**mg/kg**	**SW846 6020**	**10/21-10/23/09**	**LLXNL1AK**
		Dilution Factor: 0.5		Analysis Time..: 21:35	Analyst ID.....: 400149	
		Instrument ID..: ICPMS2		MS Run #.....: 9294150	MDL.....: 0.0092	
Cobalt	**16.1**	**0.066**	**mg/kg**	**SW846 6020**	**10/21-10/23/09**	**LLXNL1AL**
		Dilution Factor: 0.5		Analysis Time..: 21:35	Analyst ID.....: 400149	
		Instrument ID..: ICPMS2		MS Run #.....: 9294150	MDL.....: 0.0020	
Chromium	**86.1 J**	**0.26**	**mg/kg**	**SW846 6020**	**10/21-10/23/09**	**LLXNL1AM**
		Dilution Factor: 0.5		Analysis Time..: 21:35	Analyst ID.....: 400149	
		Instrument ID..: ICPMS2		MS Run #.....: 9294150	MDL.....: 0.0080	
Copper	**35.9**	**0.26**	**mg/kg**	**SW846 6020**	**10/21-10/23/09**	**LLXNL1AN**
		Dilution Factor: 0.5		Analysis Time..: 21:35	Analyst ID.....: 400149	
		Instrument ID..: ICPMS2		MS Run #.....: 9294150	MDL.....: 0.043	

(Continued on next page)

Tetra Tech NUS, Inc

Client Sample ID: SD-05-SS Dup.

TOTAL Metals

Lot-Sample #...: C9J020291-048 Matrix.....: SOLID

PARAMETER	RESULT	REPORTING LIMIT	UNITS	METHOD	PREPARATION-ANALYSIS DATE	WORK ORDER #
Molybdenum	1.7	0.66	mg/kg	SW846 6020	10/21-10/23/09	LLXNL1AP
		Dilution Factor: 0.5		Analysis Time..: 21:35	Analyst ID.....: 400149	
		Instrument ID..: ICPMS2		MS Run #.....: 9294150	MDL.....: 0.027	
Nickel	28.0	0.13	mg/kg	SW846 6020	10/21-10/23/09	LLXNL1AQ
		Dilution Factor: 0.5		Analysis Time..: 21:35	Analyst ID.....: 400149	
		Instrument ID..: ICPMS2		MS Run #.....: 9294150	MDL.....: 0.015	
Lead	41.3	0.13	mg/kg	SW846 6020	10/21-10/23/09	LLXNL1AR
		Dilution Factor: 0.5		Analysis Time..: 21:35	Analyst ID.....: 400149	
		Instrument ID..: ICPMS2		MS Run #.....: 9294150	MDL.....: 0.0050	
Antimony	0.51	0.26	mg/kg	SW846 6020	10/21-10/23/09	LLXNL1AT
		Dilution Factor: 0.5		Analysis Time..: 21:35	Analyst ID.....: 400149	
		Instrument ID..: ICPMS2		MS Run #.....: 9294150	MDL.....: 0.0034	
Selenium	1.4	0.66	mg/kg	SW846 6020	10/21-10/23/09	LLXNL1AU
		Dilution Factor: 0.5		Analysis Time..: 21:35	Analyst ID.....: 400149	
		Instrument ID..: ICPMS2		MS Run #.....: 9294150	MDL.....: 0.066	
Thallium	0.21	0.13	mg/kg	SW846 6020	10/21-10/23/09	LLXNL1AV
		Dilution Factor: 0.5		Analysis Time..: 21:35	Analyst ID.....: 400149	
		Instrument ID..: ICPMS2		MS Run #.....: 9294150	MDL.....: 0.0026	
Vanadium	45.7 J	0.13	mg/kg	SW846 6020	10/21-10/23/09	LLXNL1AW
		Dilution Factor: 0.5		Analysis Time..: 21:35	Analyst ID.....: 400149	
		Instrument ID..: ICPMS2		MS Run #.....: 9294150	MDL.....: 0.010	
Zinc	188	0.66	mg/kg	SW846 6020	10/21-10/23/09	LLXNL1AX
		Dilution Factor: 0.5		Analysis Time..: 21:35	Analyst ID.....: 400149	
		Instrument ID..: ICPMS2		MS Run #.....: 9294150	MDL.....: 0.085	

NOTE(S):

Results and reporting limits have been adjusted for dry weight.

J Method blank contamination. The associated method blank contains the target analyte at a reportable level.

Tetra Tech NUS, Inc

Client Sample ID: SD-05-SS

TOTAL Metals

Lot-Sample #...: C9J020291-014
Date Sampled...: 09/29/09 Date Received..: 10/02/09 Matrix.....: SOLID
% Moisture.....: 62

PARAMETER	RESULT	REPORTING LIMIT	UNITS	METHOD	PREPARATION-ANALYSIS DATE	WORK ORDER #
Prep Batch #...: 9287191						
Silver	0.58	0.13	mg/kg	SW846 6020	10/14-10/23/09	LLXL21AF
		Dilution Factor: 0.5		Analysis Time..: 17:16	Analyst ID.....: 400149	
		Instrument ID..: ICPMS2		MS Run #.....: 9287102	MDL.....: 0.0052	
Arsenic	8.1	0.13	mg/kg	SW846 6020	10/14-10/23/09	LLXL21AG
		Dilution Factor: 0.5		Analysis Time..: 17:16	Analyst ID.....: 400149	
		Instrument ID..: ICPMS2		MS Run #.....: 9287102	MDL.....: 0.024	
Barium	38.6	1.3	mg/kg	SW846 6020	10/14-10/23/09	LLXL21AH
		Dilution Factor: 0.5		Analysis Time..: 17:16	Analyst ID.....: 400149	
		Instrument ID..: ICPMS2		MS Run #.....: 9287102	MDL.....: 0.014	
Beryllium	3.1	0.13	mg/kg	SW846 6020	10/14-10/23/09	LLXL21AJ
		Dilution Factor: 0.5		Analysis Time..: 17:16	Analyst ID.....: 400149	
		Instrument ID..: ICPMS2		MS Run #.....: 9287102	MDL.....: 0.010	
Cadmium	4.4	0.13	mg/kg	SW846 6020	10/14-10/23/09	LLXL21AK
		Dilution Factor: 0.5		Analysis Time..: 17:16	Analyst ID.....: 400149	
		Instrument ID..: ICPMS2		MS Run #.....: 9287102	MDL.....: 0.0093	
Cobalt	16.8	0.067	mg/kg	SW846 6020	10/14-10/23/09	LLXL21AL
		Dilution Factor: 0.5		Analysis Time..: 17:16	Analyst ID.....: 400149	
		Instrument ID..: ICPMS2		MS Run #.....: 9287102	MDL.....: 0.0020	
Chromium	88.5 J	0.27	mg/kg	SW846 6020	10/14-10/23/09	LLXL21AM
		Dilution Factor: 0.5		Analysis Time..: 17:16	Analyst ID.....: 400149	
		Instrument ID..: ICPMS2		MS Run #.....: 9287102	MDL.....: 0.0081	
Copper	39.4	0.27	mg/kg	SW846 6020	10/14-10/23/09	LLXL21AN
		Dilution Factor: 0.5		Analysis Time..: 17:16	Analyst ID.....: 400149	
		Instrument ID..: ICPMS2		MS Run #.....: 9287102	MDL.....: 0.044	
Molybdenum	1.9 J	0.67	mg/kg	SW846 6020	10/14-10/23/09	LLXL21AP
		Dilution Factor: 0.5		Analysis Time..: 17:16	Analyst ID.....: 400149	
		Instrument ID..: ICPMS2		MS Run #.....: 9287102	MDL.....: 0.028	

(Continued on next page)

Tetra Tech NUS, Inc

Client Sample ID: SD-05-SS

TOTAL Metals

Lot-Sample #...: C9J020291-014 Matrix.....: SOLID

PARAMETER	RESULT	REPORTING LIMIT	UNITS	METHOD	PREPARATION-ANALYSIS DATE	WORK ORDER #
Nickel	29.4	0.13	mg/kg	SW846 6020	10/14-10/23/09	LLXL21AQ
		Dilution Factor: 0.5		Analysis Time..: 17:16	Analyst ID.....: 400149	
		Instrument ID..: ICPMS2		MS Run #.....: 9287102	MDL.....: 0.015	
Lead	47.4	0.13	mg/kg	SW846 6020	10/14-10/23/09	LLXL21AR
		Dilution Factor: 0.5		Analysis Time..: 17:16	Analyst ID.....: 400149	
		Instrument ID..: ICPMS2		MS Run #.....: 9287102	MDL.....: 0.0051	
Antimony	0.63 J	0.27	mg/kg	SW846 6020	10/14-10/23/09	LLXL21AT
		Dilution Factor: 0.5		Analysis Time..: 17:16	Analyst ID.....: 400149	
		Instrument ID..: ICPMS2		MS Run #.....: 9287102	MDL.....: 0.0035	
Selenium	1.5	0.67	mg/kg	SW846 6020	10/14-10/23/09	LLXL21AU
		Dilution Factor: 0.5		Analysis Time..: 17:16	Analyst ID.....: 400149	
		Instrument ID..: ICPMS2		MS Run #.....: 9287102	MDL.....: 0.067	
Thallium	0.24	0.13	mg/kg	SW846 6020	10/14-10/23/09	LLXL21AV
		Dilution Factor: 0.5		Analysis Time..: 17:16	Analyst ID.....: 400149	
		Instrument ID..: ICPMS2		MS Run #.....: 9287102	MDL.....: 0.0027	
Vanadium	47.9	0.13	mg/kg	SW846 6020	10/14-10/23/09	LLXL21AW
		Dilution Factor: 0.5		Analysis Time..: 17:16	Analyst ID.....: 400149	
		Instrument ID..: ICPMS2		MS Run #.....: 9287102	MDL.....: 0.011	
Zinc	206	0.67	mg/kg	SW846 6020	10/14-10/23/09	LLXL21AX
		Dilution Factor: 0.5		Analysis Time..: 17:16	Analyst ID.....: 400149	
		Instrument ID..: ICPMS2		MS Run #.....: 9287102	MDL.....: 0.086	
Prep Batch #...: 9292016						
Mercury	0.18	0.044	mg/kg	SW846 7471A	10/19/09	LLXL21A0
		Dilution Factor: 0.5		Analysis Time..: 08:39	Analyst ID.....: 031043	
		Instrument ID..: HGHYDRA		MS Run #.....: 9292008	MDL.....: 0.015	

NOTE(S):

Results and reporting limits have been adjusted for dry weight.

J Method blank contamination. The associated method blank contains the target analyte at a reportable level.

Tetra Tech NUS, Inc

Client Sample ID: SD-06-01

TOTAL Metals

Lot-Sample #...: C9J020291-037
Date Sampled...: 09/30/09 Date Received..: 10/02/09
% Moisture.....: 67
Matrix.....: SOLID

PARAMETER	RESULT	REPORTING LIMIT	UNITS	METHOD	PREPARATION-ANALYSIS DATE	WORK ORDER #
Prep Batch #...: 9293020						
Mercury	**0.39**	**0.049**	**mg/kg**	**SW846 7471A**	**10/20/09**	**LLXM51A0**
		Dilution Factor: 0.5		Analysis Time..: 09:02	Analyst ID.....: 031043	
		Instrument ID..: HGHYDRA		MS Run #.....: 9293011	MDL.....: 0.016	
Prep Batch #...: 9293088						
Silver	**0.70**	**0.15**	**mg/kg**	**SW846 6020**	**10/20-10/23/09**	**LLXM51AF**
		Dilution Factor: 0.5		Analysis Time..: 20:04	Analyst ID.....: 400149	
		Instrument ID..: ICPMS2		MS Run #.....: 9293041	MDL.....: 0.0058	
Arsenic	**6.7**	**0.15**	**mg/kg**	**SW846 6020**	**10/20-10/23/09**	**LLXM51AG**
		Dilution Factor: 0.5		Analysis Time..: 20:04	Analyst ID.....: 400149	
		Instrument ID..: ICPMS2		MS Run #.....: 9293041	MDL.....: 0.027	
Barium	**22.6**	**1.5**	**mg/kg**	**SW846 6020**	**10/20-10/23/09**	**LLXM51AH**
		Dilution Factor: 0.5		Analysis Time..: 20:04	Analyst ID.....: 400149	
		Instrument ID..: ICPMS2		MS Run #.....: 9293041	MDL.....: 0.016	
Beryllium	**1.5**	**0.15**	**mg/kg**	**SW846 6020**	**10/20-10/23/09**	**LLXM51AJ**
		Dilution Factor: 0.5		Analysis Time..: 20:04	Analyst ID.....: 400149	
		Instrument ID..: ICPMS2		MS Run #.....: 9293041	MDL.....: 0.011	
Cadmium	**3.6**	**0.15**	**mg/kg**	**SW846 6020**	**10/20-10/23/09**	**LLXM51AK**
		Dilution Factor: 0.5		Analysis Time..: 20:04	Analyst ID.....: 400149	
		Instrument ID..: ICPMS2		MS Run #.....: 9293041	MDL.....: 0.010	
Cobalt	**16.2**	**0.075**	**mg/kg**	**SW846 6020**	**10/20-10/23/09**	**LLXM51AL**
		Dilution Factor: 0.5		Analysis Time..: 20:04	Analyst ID.....: 400149	
		Instrument ID..: ICPMS2		MS Run #.....: 9293041	MDL.....: 0.0022	
Chromium	**59.6 J**	**0.30**	**mg/kg**	**SW846 6020**	**10/20-10/23/09**	**LLXM51AM**
		Dilution Factor: 0.5		Analysis Time..: 20:04	Analyst ID.....: 400149	
		Instrument ID..: ICPMS2		MS Run #.....: 9293041	MDL.....: 0.0091	
Copper	**45.4**	**0.30**	**mg/kg**	**SW846 6020**	**10/20-10/23/09**	**LLXM51AN**
		Dilution Factor: 0.5		Analysis Time..: 20:04	Analyst ID.....: 400149	
		Instrument ID..: ICPMS2		MS Run #.....: 9293041	MDL.....: 0.049	

(Continued on next page)

Tetra Tech NUS, Inc

Client Sample ID: SD-06-01

TOTAL Metals

Lot-Sample #...: C9J020291-037 Matrix.....: SOLID

PARAMETER	RESULT	REPORTING LIMIT	UNITS	METHOD	PREPARATION-ANALYSIS DATE	WORK ORDER #
Molybdenum	1.3	0.75	mg/kg	SW846 6020	10/20-10/23/09	LLXM51AP
		Dilution Factor: 0.5		Analysis Time..: 20:04	Analyst ID.....: 400149	
		Instrument ID..: ICPMS2		MS Run #.....: 9293041	MDL.....: 0.031	
Nickel	25.8	0.15	mg/kg	SW846 6020	10/20-10/23/09	LLXM51AQ
		Dilution Factor: 0.5		Analysis Time..: 20:04	Analyst ID.....: 400149	
		Instrument ID..: ICPMS2		MS Run #.....: 9293041	MDL.....: 0.017	
Lead	73.2	0.15	mg/kg	SW846 6020	10/20-10/23/09	LLXM51AR
		Dilution Factor: 0.5		Analysis Time..: 20:04	Analyst ID.....: 400149	
		Instrument ID..: ICPMS2		MS Run #.....: 9293041	MDL.....: 0.0057	
Antimony	0.40	0.30	mg/kg	SW846 6020	10/20-10/23/09	LLXM51AT
		Dilution Factor: 0.5		Analysis Time..: 20:04	Analyst ID.....: 400149	
		Instrument ID..: ICPMS2		MS Run #.....: 9293041	MDL.....: 0.0039	
Selenium	1.3	0.75	mg/kg	SW846 6020	10/20-10/23/09	LLXM51AU
		Dilution Factor: 0.5		Analysis Time..: 20:04	Analyst ID.....: 400149	
		Instrument ID..: ICPMS2		MS Run #.....: 9293041	MDL.....: 0.075	
Thallium	0.14 B	0.15	mg/kg	SW846 6020	10/20-10/23/09	LLXM51AV
		Dilution Factor: 0.5		Analysis Time..: 20:04	Analyst ID.....: 400149	
		Instrument ID..: ICPMS2		MS Run #.....: 9293041	MDL.....: 0.0030	
Vanadium	37.8 J	0.15	mg/kg	SW846 6020	10/20-10/23/09	LLXM51AW
		Dilution Factor: 0.5		Analysis Time..: 20:04	Analyst ID.....: 400149	
		Instrument ID..: ICPMS2		MS Run #.....: 9293041	MDL.....: 0.012	
Zinc	197	0.75	mg/kg	SW846 6020	10/20-10/23/09	LLXM51AX
		Dilution Factor: 0.5		Analysis Time..: 20:04	Analyst ID.....: 400149	
		Instrument ID..: ICPMS2		MS Run #.....: 9293041	MDL.....: 0.097	

NOTE(S):

Results and reporting limits have been adjusted for dry weight.

J Method blank contamination. The associated method blank contains the target analyte at a reportable level.

B Estimated result. Result is less than RL.

Tetra Tech NUS, Inc

Client Sample ID: SD-06-02

TOTAL Metals

Lot-Sample #...: C9J020291-038 Matrix.....: SOLID
Date Sampled...: 09/30/09 Date Received..: 10/02/09
% Moisture.....: 65

PARAMETER	RESULT	REPORTING LIMIT	UNITS	METHOD	PREPARATION-ANALYSIS DATE	WORK ORDER #
Prep Batch #...: 9293020						
Mercury	**0.064**	**0.047**	**mg/kg**	**SW846 7471A**	**10/20/09**	**LLXM71A0**
		Dilution Factor: 0.5		Analysis Time..: 09:04	Analyst ID.....: 031043	
		Instrument ID..: HGHYDRA		MS Run #.....: 9293011	MDL.....: 0.016	
Prep Batch #...: 9293088						
Silver	**0.50**	**0.14**	**mg/kg**	**SW846 6020**	**10/20-10/23/09**	**LLXM71AF**
		Dilution Factor: 0.5		Analysis Time..: 20:08	Analyst ID.....: 400149	
		Instrument ID..: ICPMS2		MS Run #.....: 9293041	MDL.....: 0.0056	
Arsenic	**7.0**	**0.14**	**mg/kg**	**SW846 6020**	**10/20-10/23/09**	**LLXM71AG**
		Dilution Factor: 0.5		Analysis Time..: 20:08	Analyst ID.....: 400149	
		Instrument ID..: ICPMS2		MS Run #.....: 9293041	MDL.....: 0.026	
Barium	**25.9**	**1.4**	**mg/kg**	**SW846 6020**	**10/20-10/23/09**	**LLXM71AH**
		Dilution Factor: 0.5		Analysis Time..: 20:08	Analyst ID.....: 400149	
		Instrument ID..: ICPMS2		MS Run #.....: 9293041	MDL.....: 0.015	
Beryllium	**1.6**	**0.14**	**mg/kg**	**SW846 6020**	**10/20-10/23/09**	**LLXM71AJ**
		Dilution Factor: 0.5		Analysis Time..: 20:08	Analyst ID.....: 400149	
		Instrument ID..: ICPMS2		MS Run #.....: 9293041	MDL.....: 0.011	
Cadmium	**4.2**	**0.14**	**mg/kg**	**SW846 6020**	**10/20-10/23/09**	**LLXM71AK**
		Dilution Factor: 0.5		Analysis Time..: 20:08	Analyst ID.....: 400149	
		Instrument ID..: ICPMS2		MS Run #.....: 9293041	MDL.....: 0.010	
Cobalt	**16.5**	**0.072**	**mg/kg**	**SW846 6020**	**10/20-10/23/09**	**LLXM71AL**
		Dilution Factor: 0.5		Analysis Time..: 20:08	Analyst ID.....: 400149	
		Instrument ID..: ICPMS2		MS Run #.....: 9293041	MDL.....: 0.0022	
Chromium	**74.0 J**	**0.29**	**mg/kg**	**SW846 6020**	**10/20-10/23/09**	**LLXM71AM**
		Dilution Factor: 0.5		Analysis Time..: 20:08	Analyst ID.....: 400149	
		Instrument ID..: ICPMS2		MS Run #.....: 9293041	MDL.....: 0.0088	
Copper	**33.4**	**0.29**	**mg/kg**	**SW846 6020**	**10/20-10/23/09**	**LLXM71AN**
		Dilution Factor: 0.5		Analysis Time..: 20:08	Analyst ID.....: 400149	
		Instrument ID..: ICPMS2		MS Run #.....: 9293041	MDL.....: 0.047	

(Continued on next page)

Tetra Tech NUS, Inc

Client Sample ID: SD-06-02

TOTAL Metals

Lot-Sample #...: C9J020291-038 Matrix.....: SOLID

PARAMETER	RESULT	REPORTING LIMIT	UNITS	METHOD	PREPARATION-ANALYSIS DATE	WORK ORDER #
Molybdenum	1.4	0.72	mg/kg	SW846 6020	10/20-10/23/09	LLXM71AP
		Dilution Factor: 0.5		Analysis Time..: 20:08	Analyst ID.....: 400149	
		Instrument ID..: ICPMS2		MS Run #.....: 9293041	MDL.....: 0.030	
Nickel	25.1	0.14	mg/kg	SW846 6020	10/20-10/23/09	LLXM71AQ
		Dilution Factor: 0.5		Analysis Time..: 20:08	Analyst ID.....: 400149	
		Instrument ID..: ICPMS2		MS Run #.....: 9293041	MDL.....: 0.016	
Lead	55.6	0.14	mg/kg	SW846 6020	10/20-10/23/09	LLXM71AR
		Dilution Factor: 0.5		Analysis Time..: 20:08	Analyst ID.....: 400149	
		Instrument ID..: ICPMS2		MS Run #.....: 9293041	MDL.....: 0.0055	
Antimony	0.34	0.29	mg/kg	SW846 6020	10/20-10/23/09	LLXM71AT
		Dilution Factor: 0.5		Analysis Time..: 20:08	Analyst ID.....: 400149	
		Instrument ID..: ICPMS2		MS Run #.....: 9293041	MDL.....: 0.0037	
Selenium	1.2	0.72	mg/kg	SW846 6020	10/20-10/23/09	LLXM71AU
		Dilution Factor: 0.5		Analysis Time..: 20:08	Analyst ID.....: 400149	
		Instrument ID..: ICPMS2		MS Run #.....: 9293041	MDL.....: 0.072	
Thallium	0.13 B	0.14	mg/kg	SW846 6020	10/20-10/23/09	LLXM71AV
		Dilution Factor: 0.5		Analysis Time..: 20:08	Analyst ID.....: 400149	
		Instrument ID..: ICPMS2		MS Run #.....: 9293041	MDL.....: 0.0029	
Vanadium	32.7 J	0.14	mg/kg	SW846 6020	10/20-10/23/09	LLXM71AW
		Dilution Factor: 0.5		Analysis Time..: 20:08	Analyst ID.....: 400149	
		Instrument ID..: ICPMS2		MS Run #.....: 9293041	MDL.....: 0.011	
Zinc	180	0.72	mg/kg	SW846 6020	10/20-10/23/09	LLXM71AX
		Dilution Factor: 0.5		Analysis Time..: 20:08	Analyst ID.....: 400149	
		Instrument ID..: ICPMS2		MS Run #.....: 9293041	MDL.....: 0.093	

NOTE(S):

Results and reporting limits have been adjusted for dry weight.

J Method blank contamination. The associated method blank contains the target analyte at a reportable level.

B Estimated result. Result is less than RL.

Tetra Tech NUS, Inc

Client Sample ID: SD-06-SS

TOTAL Metals

Lot-Sample #...: C9J020291-036 Matrix.....: SOLID
Date Sampled...: 09/30/09 Date Received..: 10/02/09
% Moisture.....: 69

PARAMETER	RESULT	REPORTING LIMIT	UNITS	METHOD	PREPARATION-ANALYSIS DATE	WORK ORDER #
Prep Batch #...: 9293020						
Mercury	0.32	0.054	mg/kg	SW846 7471A	10/20/09	LLXM41A0
		Dilution Factor: 0.5		Analysis Time..: 08:57	Analyst ID.....: 031043	
		Instrument ID..: HGHYDRA		MS Run #.....: 9293011	MDL.....: 0.018	
Prep Batch #...: 9293088						
Silver	0.65	0.16	mg/kg	SW846 6020	10/20-10/23/09	LLXM41AF
		Dilution Factor: 0.5		Analysis Time..: 19:59	Analyst ID.....: 400149	
		Instrument ID..: ICPMS2		MS Run #.....: 9293041	MDL.....: 0.0063	
Arsenic	9.2	0.16	mg/kg	SW846 6020	10/20-10/23/09	LLXM41AG
		Dilution Factor: 0.5		Analysis Time..: 19:59	Analyst ID.....: 400149	
		Instrument ID..: ICPMS2		MS Run #.....: 9293041	MDL.....: 0.029	
Barium	25.8	1.6	mg/kg	SW846 6020	10/20-10/23/09	LLXM41AH
		Dilution Factor: 0.5		Analysis Time..: 19:59	Analyst ID.....: 400149	
		Instrument ID..: ICPMS2		MS Run #.....: 9293041	MDL.....: 0.017	
Beryllium	1.6	0.16	mg/kg	SW846 6020	10/20-10/23/09	LLXM41AJ
		Dilution Factor: 0.5		Analysis Time..: 19:59	Analyst ID.....: 400149	
		Instrument ID..: ICPMS2		MS Run #.....: 9293041	MDL.....: 0.012	
Cadmium	3.3	0.16	mg/kg	SW846 6020	10/20-10/23/09	LLXM41AK
		Dilution Factor: 0.5		Analysis Time..: 19:59	Analyst ID.....: 400149	
		Instrument ID..: ICPMS2		MS Run #.....: 9293041	MDL.....: 0.011	
Cobalt	18.1	0.081	mg/kg	SW846 6020	10/20-10/23/09	LLXM41AL
		Dilution Factor: 0.5		Analysis Time..: 19:59	Analyst ID.....: 400149	
		Instrument ID..: ICPMS2		MS Run #.....: 9293041	MDL.....: 0.0024	
Chromium	48.9 J	0.32	mg/kg	SW846 6020	10/20-10/23/09	LLXM41AM
		Dilution Factor: 0.5		Analysis Time..: 19:59	Analyst ID.....: 400149	
		Instrument ID..: ICPMS2		MS Run #.....: 9293041	MDL.....: 0.0099	
Copper	60.4	0.32	mg/kg	SW846 6020	10/20-10/23/09	LLXM41AN
		Dilution Factor: 0.5		Analysis Time..: 19:59	Analyst ID.....: 400149	
		Instrument ID..: ICPMS2		MS Run #.....: 9293041	MDL.....: 0.054	

(Continued on next page)

Tetra Tech NUS, Inc

Client Sample ID: SD-06-SS

TOTAL Metals

Lot-Sample #...: C9J020291-036 Matrix.....: SOLID

PARAMETER	RESULT	REPORTING LIMIT	UNITS	METHOD	PREPARATION-ANALYSIS DATE	WORK ORDER #
Molybdenum	2.1	0.81	mg/kg	SW846 6020	10/20-10/23/09	LLXM41AP
		Dilution Factor: 0.5		Analysis Time..: 19:59	Analyst ID.....: 400149	
		Instrument ID..: ICPMS2		MS Run #.....: 9293041	MDL.....: 0.034	
Nickel	29.3	0.16	mg/kg	SW846 6020	10/20-10/23/09	LLXM41AQ
		Dilution Factor: 0.5		Analysis Time..: 19:59	Analyst ID.....: 400149	
		Instrument ID..: ICPMS2		MS Run #.....: 9293041	MDL.....: 0.018	
Lead	88.7	0.16	mg/kg	SW846 6020	10/20-10/23/09	LLXM41AR
		Dilution Factor: 0.5		Analysis Time..: 19:59	Analyst ID.....: 400149	
		Instrument ID..: ICPMS2		MS Run #.....: 9293041	MDL.....: 0.0062	
Antimony	0.39	0.32	mg/kg	SW846 6020	10/20-10/23/09	LLXM41AT
		Dilution Factor: 0.5		Analysis Time..: 19:59	Analyst ID.....: 400149	
		Instrument ID..: ICPMS2		MS Run #.....: 9293041	MDL.....: 0.0042	
Selenium	1.5	0.81	mg/kg	SW846 6020	10/20-10/23/09	LLXM41AU
		Dilution Factor: 0.5		Analysis Time..: 19:59	Analyst ID.....: 400149	
		Instrument ID..: ICPMS2		MS Run #.....: 9293041	MDL.....: 0.082	
Thallium	0.15 B	0.16	mg/kg	SW846 6020	10/20-10/23/09	LLXM41AV
		Dilution Factor: 0.5		Analysis Time..: 19:59	Analyst ID.....: 400149	
		Instrument ID..: ICPMS2		MS Run #.....: 9293041	MDL.....: 0.0032	
Vanadium	38.5 J	0.16	mg/kg	SW846 6020	10/20-10/23/09	LLXM41AW
		Dilution Factor: 0.5		Analysis Time..: 19:59	Analyst ID.....: 400149	
		Instrument ID..: ICPMS2		MS Run #.....: 9293041	MDL.....: 0.013	
Zinc	234	0.81	mg/kg	SW846 6020	10/20-10/23/09	LLXM41AX
		Dilution Factor: 0.5		Analysis Time..: 19:59	Analyst ID.....: 400149	
		Instrument ID..: ICPMS2		MS Run #.....: 9293041	MDL.....: 0.11	

NOTE(S):

Results and reporting limits have been adjusted for dry weight.

J Method blank contamination. The associated method blank contains the target analyte at a reportable level.

B Estimated result. Result is less than RL.

Tetra Tech NUS, Inc

Client Sample ID: SD-07-01

TOTAL Metals

Lot-Sample #...: C9J020291-001
Date Sampled...: 09/29/09 Date Received..: 10/02/09 Matrix.....: SOLID
% Moisture.....: 52

PARAMETER	RESULT	REPORTING LIMIT	UNITS	METHOD	PREPARATION-ANALYSIS DATE	WORK ORDER #
Prep Batch #...: 9287191						
Silver	0.042 B	0.10	mg/kg	SW846 6020	10/14-10/23/09	LLXLA1AD
		Dilution Factor: 0.5		Analysis Time..: 15:38	Analyst ID.....: 400149	
		Instrument ID..: ICPMS2		MS Run #.....: 9287102	MDL.....: 0.0041	
Arsenic	2.7 E	0.10	mg/kg	SW846 6020	10/14-10/23/09	LLXLA1AE
		Dilution Factor: 0.5		Analysis Time..: 15:38	Analyst ID.....: 400149	
		Instrument ID..: ICPMS2		MS Run #.....: 9287102	MDL.....: 0.019	
Barium	15.7	1.0	mg/kg	SW846 6020	10/14-10/23/09	LLXLA1AF
		Dilution Factor: 0.5		Analysis Time..: 15:38	Analyst ID.....: 400149	
		Instrument ID..: ICPMS2		MS Run #.....: 9287102	MDL.....: 0.011	
Beryllium	0.50	0.10	mg/kg	SW846 6020	10/14-10/23/09	LLXLA1AG
		Dilution Factor: 0.5		Analysis Time..: 15:38	Analyst ID.....: 400149	
		Instrument ID..: ICPMS2		MS Run #.....: 9287102	MDL.....: 0.0079	
Cadmium	0.16	0.10	mg/kg	SW846 6020	10/14-10/23/09	LLXLA1AH
		Dilution Factor: 0.5		Analysis Time..: 15:38	Analyst ID.....: 400149	
		Instrument ID..: ICPMS2		MS Run #.....: 9287102	MDL.....: 0.0073	
Cobalt	5.4	0.052	mg/kg	SW846 6020	10/14-10/23/09	LLXLA1AJ
		Dilution Factor: 0.5		Analysis Time..: 15:38	Analyst ID.....: 400149	
		Instrument ID..: ICPMS2		MS Run #.....: 9287102	MDL.....: 0.0016	
Chromium	13.1 J	0.21	mg/kg	SW846 6020	10/14-10/23/09	LLXLA1AK
		Dilution Factor: 0.5		Analysis Time..: 15:38	Analyst ID.....: 400149	
		Instrument ID..: ICPMS2		MS Run #.....: 9287102	MDL.....: 0.0064	
Copper	12.5	0.21	mg/kg	SW846 6020	10/14-10/23/09	LLXLA1AL
		Dilution Factor: 0.5		Analysis Time..: 15:38	Analyst ID.....: 400149	
		Instrument ID..: ICPMS2		MS Run #.....: 9287102	MDL.....: 0.035	
Molybdenum	2.0 J,E	0.52	mg/kg	SW846 6020	10/14-10/23/09	LLXLA1AM
		Dilution Factor: 0.5		Analysis Time..: 15:38	Analyst ID.....: 400149	
		Instrument ID..: ICPMS2		MS Run #.....: 9287102	MDL.....: 0.022	

(Continued on next page)

Tetra Tech NUS, Inc

Client Sample ID: SD-07-01

TOTAL Metals

Lot-Sample #...: C9J020291-001 Matrix.....: SOLID

PARAMETER	RESULT	REPORTING LIMIT	UNITS	METHOD	PREPARATION-ANALYSIS DATE	WORK ORDER #
Nickel	8.0	0.10	mg/kg	SW846 6020	10/14-10/23/09	LLXLA1AN
		Dilution Factor: 0.5		Analysis Time..: 15:38	Analyst ID.....: 400149	
		Instrument ID..: ICPMS2		MS Run #.....: 9287102	MDL.....: 0.012	
Lead	10.8	0.10	mg/kg	SW846 6020	10/14-10/23/09	LLXLA1AP
		Dilution Factor: 0.5		Analysis Time..: 15:38	Analyst ID.....: 400149	
		Instrument ID..: ICPMS2		MS Run #.....: 9287102	MDL.....: 0.0040	
Antimony	0.10 B,J	0.21	mg/kg	SW846 6020	10/14-10/23/09	LLXLA1AQ
		Dilution Factor: 0.5		Analysis Time..: 15:38	Analyst ID.....: 400149	
		Instrument ID..: ICPMS2		MS Run #.....: 9287102	MDL.....: 0.0027	
Selenium	0.50 B	0.52	mg/kg	SW846 6020	10/14-10/23/09	LLXLA1AR
		Dilution Factor: 0.5		Analysis Time..: 15:38	Analyst ID.....: 400149	
		Instrument ID..: ICPMS2		MS Run #.....: 9287102	MDL.....: 0.053	
Thallium	0.12	0.10	mg/kg	SW846 6020	10/14-10/23/09	LLXLA1AT
		Dilution Factor: 0.5		Analysis Time..: 15:38	Analyst ID.....: 400149	
		Instrument ID..: ICPMS2		MS Run #.....: 9287102	MDL.....: 0.0021	
Vanadium	16.3	0.10	mg/kg	SW846 6020	10/14-10/23/09	LLXLA1AU
		Dilution Factor: 0.5		Analysis Time..: 15:38	Analyst ID.....: 400149	
		Instrument ID..: ICPMS2		MS Run #.....: 9287102	MDL.....: 0.0083	
Zinc	26.0	0.52	mg/kg	SW846 6020	10/14-10/23/09	LLXLA1AV
		Dilution Factor: 0.5		Analysis Time..: 15:38	Analyst ID.....: 400149	
		Instrument ID..: ICPMS2		MS Run #.....: 9287102	MDL.....: 0.068	
Prep Batch #...: 9292016						
Mercury	0.025 B	0.035	mg/kg	SW846 7471A	10/19/09	LLXLA1AW
		Dilution Factor: 0.5		Analysis Time..: 08:14	Analyst ID.....: 031043	
		Instrument ID..: HGHYDRA		MS Run #.....: 9292008	MDL.....: 0.011	

NOTE(S):

Results and reporting limits have been adjusted for dry weight.

B Estimated result. Result is less than RL.

E Matrix interference.

J Method blank contamination. The associated method blank contains the target analyte at a reportable level.

Tetra Tech NUS, Inc

Client Sample ID: SD-07-02

TOTAL Metals

Lot-Sample #...: C9J020291-002
Date Sampled...: 09/29/09 Date Received..: 10/02/09 Matrix.....: SOLID
% Moisture.....: 48

PARAMETER	RESULT	REPORTING LIMIT	UNITS	METHOD	PREPARATION-ANALYSIS DATE	WORK ORDER #
Prep Batch #...: 9287191						
Silver	0.041 B	0.096	mg/kg	SW846 6020	10/14-10/23/09	LLXLG1AF
		Dilution Factor: 0.5		Analysis Time..: 16:12	Analyst ID.....: 400149	
		Instrument ID..: ICPMS2		MS Run #.....: 9287102	MDL.....: 0.0038	
Arsenic	4.2	0.096	mg/kg	SW846 6020	10/14-10/23/09	LLXLG1AG
		Dilution Factor: 0.5		Analysis Time..: 16:12	Analyst ID.....: 400149	
		Instrument ID..: ICPMS2		MS Run #.....: 9287102	MDL.....: 0.017	
Barium	14.8	0.96	mg/kg	SW846 6020	10/14-10/23/09	LLXLG1AH
		Dilution Factor: 0.5		Analysis Time..: 16:12	Analyst ID.....: 400149	
		Instrument ID..: ICPMS2		MS Run #.....: 9287102	MDL.....: 0.010	
Beryllium	0.56	0.096	mg/kg	SW846 6020	10/14-10/23/09	LLXLG1AJ
		Dilution Factor: 0.5		Analysis Time..: 16:12	Analyst ID.....: 400149	
		Instrument ID..: ICPMS2		MS Run #.....: 9287102	MDL.....: 0.0072	
Cadmium	0.24	0.096	mg/kg	SW846 6020	10/14-10/23/09	LLXLG1AK
		Dilution Factor: 0.5		Analysis Time..: 16:12	Analyst ID.....: 400149	
		Instrument ID..: ICPMS2		MS Run #.....: 9287102	MDL.....: 0.0067	
Cobalt	7.2	0.048	mg/kg	SW846 6020	10/14-10/23/09	LLXLG1AL
		Dilution Factor: 0.5		Analysis Time..: 16:12	Analyst ID.....: 400149	
		Instrument ID..: ICPMS2		MS Run #.....: 9287102	MDL.....: 0.0014	
Chromium	13.5 J	0.19	mg/kg	SW846 6020	10/14-10/23/09	LLXLG1AM
		Dilution Factor: 0.5		Analysis Time..: 16:12	Analyst ID.....: 400149	
		Instrument ID..: ICPMS2		MS Run #.....: 9287102	MDL.....: 0.0059	
Copper	8.0	0.19	mg/kg	SW846 6020	10/14-10/23/09	LLXLG1AN
		Dilution Factor: 0.5		Analysis Time..: 16:12	Analyst ID.....: 400149	
		Instrument ID..: ICPMS2		MS Run #.....: 9287102	MDL.....: 0.032	
Molybdenum	2.8 J	0.48	mg/kg	SW846 6020	10/14-10/23/09	LLXLG1AP
		Dilution Factor: 0.5		Analysis Time..: 16:12	Analyst ID.....: 400149	
		Instrument ID..: ICPMS2		MS Run #.....: 9287102	MDL.....: 0.020	

(Continued on next page)

Tetra Tech NUS, Inc

Client Sample ID: SD-07-02

TOTAL Metals

Lot-Sample #...: C9J020291-002 Matrix.....: SOLID

PARAMETER	RESULT	REPORTING LIMIT	UNITS	METHOD	PREPARATION-ANALYSIS DATE	WORK ORDER #
Nickel	8.5	0.096	mg/kg	SW846 6020	10/14-10/23/09	LLXLG1AQ
		Dilution Factor: 0.5		Analysis Time..: 16:12	Analyst ID.....: 400149	
		Instrument ID..: ICPMS2		MS Run #.....: 9287102	MDL.....: 0.011	
Lead	6.6	0.096	mg/kg	SW846 6020	10/14-10/23/09	LLXLG1AR
		Dilution Factor: 0.5		Analysis Time..: 16:12	Analyst ID.....: 400149	
		Instrument ID..: ICPMS2		MS Run #.....: 9287102	MDL.....: 0.0037	
Antimony	0.13 B,J	0.19	mg/kg	SW846 6020	10/14-10/23/09	LLXLG1AT
		Dilution Factor: 0.5		Analysis Time..: 16:12	Analyst ID.....: 400149	
		Instrument ID..: ICPMS2		MS Run #.....: 9287102	MDL.....: 0.0025	
Selenium	0.44 B	0.48	mg/kg	SW846 6020	10/14-10/23/09	LLXLG1AU
		Dilution Factor: 0.5		Analysis Time..: 16:12	Analyst ID.....: 400149	
		Instrument ID..: ICPMS2		MS Run #.....: 9287102	MDL.....: 0.048	
Thallium	0.12	0.096	mg/kg	SW846 6020	10/14-10/23/09	LLXLG1AV
		Dilution Factor: 0.5		Analysis Time..: 16:12	Analyst ID.....: 400149	
		Instrument ID..: ICPMS2		MS Run #.....: 9287102	MDL.....: 0.0019	
Vanadium	19.6	0.096	mg/kg	SW846 6020	10/14-10/23/09	LLXLG1AW
		Dilution Factor: 0.5		Analysis Time..: 16:12	Analyst ID.....: 400149	
		Instrument ID..: ICPMS2		MS Run #.....: 9287102	MDL.....: 0.0076	
Zinc	26.0	0.48	mg/kg	SW846 6020	10/14-10/23/09	LLXLG1AX
		Dilution Factor: 0.5		Analysis Time..: 16:12	Analyst ID.....: 400149	
		Instrument ID..: ICPMS2		MS Run #.....: 9287102	MDL.....: 0.062	
Prep Batch #...: 9292016						
Mercury	0.021 B	0.032	mg/kg	SW846 7471A	10/19/09	LLXLG1A0
		Dilution Factor: 0.5		Analysis Time..: 08:16	Analyst ID.....: 031043	
		Instrument ID..: HGHYDRA		MS Run #.....: 9292008	MDL.....: 0.010	

NOTE(S):

Results and reporting limits have been adjusted for dry weight.

B Estimated result. Result is less than RL.

J Method blank contamination. The associated method blank contains the target analyte at a reportable level.

Tetra Tech NUS, Inc

Client Sample ID: SD-07-SS

TOTAL Metals

Lot-Sample #...: C9J020291-020 Matrix.....: SOLID
Date Sampled...: 09/29/09 Date Received..: 10/02/09
% Moisture.....: 51

PARAMETER	RESULT	REPORTING LIMIT	UNITS	METHOD	PREPARATION-ANALYSIS DATE	WORK ORDER #
Prep Batch #...: 9287191						
Silver	0.070 B	0.10	mg/kg	SW846 6020	10/14-10/23/09	LLXMC1AF
		Dilution Factor: 0.5		Analysis Time..: 17:56	Analyst ID.....: 400149	
		Instrument ID..: ICPMS2		MS Run #.....: 9287102	MDL.....: 0.0039	
Arsenic	2.4	0.10	mg/kg	SW846 6020	10/14-10/23/09	LLXMC1AG
		Dilution Factor: 0.5		Analysis Time..: 17:56	Analyst ID.....: 400149	
		Instrument ID..: ICPMS2		MS Run #.....: 9287102	MDL.....: 0.018	
Barium	10.6	1.0	mg/kg	SW846 6020	10/14-10/23/09	LLXMC1AH
		Dilution Factor: 0.5		Analysis Time..: 17:56	Analyst ID.....: 400149	
		Instrument ID..: ICPMS2		MS Run #.....: 9287102	MDL.....: 0.011	
Beryllium	0.38	0.10	mg/kg	SW846 6020	10/14-10/23/09	LLXMC1AJ
		Dilution Factor: 0.5		Analysis Time..: 17:56	Analyst ID.....: 400149	
		Instrument ID..: ICPMS2		MS Run #.....: 9287102	MDL.....: 0.0076	
Cadmium	0.58	0.10	mg/kg	SW846 6020	10/14-10/23/09	LLXMC1AK
		Dilution Factor: 0.5		Analysis Time..: 17:56	Analyst ID.....: 400149	
		Instrument ID..: ICPMS2		MS Run #.....: 9287102	MDL.....: 0.0071	
Cobalt	4.9	0.051	mg/kg	SW846 6020	10/14-10/23/09	LLXMC1AL
		Dilution Factor: 0.5		Analysis Time..: 17:56	Analyst ID.....: 400149	
		Instrument ID..: ICPMS2		MS Run #.....: 9287102	MDL.....: 0.0015	
Chromium	12.3 J	0.20	mg/kg	SW846 6020	10/14-10/23/09	LLXMC1AM
		Dilution Factor: 0.5		Analysis Time..: 17:56	Analyst ID.....: 400149	
		Instrument ID..: ICPMS2		MS Run #.....: 9287102	MDL.....: 0.0062	
Copper	15.9	0.20	mg/kg	SW846 6020	10/14-10/23/09	LLXMC1AN
		Dilution Factor: 0.5		Analysis Time..: 17:56	Analyst ID.....: 400149	
		Instrument ID..: ICPMS2		MS Run #.....: 9287102	MDL.....: 0.033	
Molybdenum	1.1 J	0.51	mg/kg	SW846 6020	10/14-10/23/09	LLXMC1AP
		Dilution Factor: 0.5		Analysis Time..: 17:56	Analyst ID.....: 400149	
		Instrument ID..: ICPMS2		MS Run #.....: 9287102	MDL.....: 0.021	

(Continued on next page)

Tetra Tech NUS, Inc

Client Sample ID: SD-07-SS

TOTAL Metals

Lot-Sample #...: C9J020291-020 Matrix.....: SOLID

PARAMETER	RESULT	REPORTING LIMIT	UNITS	METHOD	PREPARATION-ANALYSIS DATE	WORK ORDER #
Nickel	7.2	0.10	mg/kg	SW846 6020	10/14-10/23/09	LLXMC1AQ
		Dilution Factor: 0.5		Analysis Time..: 17:56	Analyst ID.....: 400149	
		Instrument ID..: ICPMS2		MS Run #.....: 9287102	MDL.....: 0.011	
Lead	16.8	0.10	mg/kg	SW846 6020	10/14-10/23/09	LLXMC1AR
		Dilution Factor: 0.5		Analysis Time..: 17:56	Analyst ID.....: 400149	
		Instrument ID..: ICPMS2		MS Run #.....: 9287102	MDL.....: 0.0038	
Antimony	0.13 B,J	0.20	mg/kg	SW846 6020	10/14-10/23/09	LLXMC1AT
		Dilution Factor: 0.5		Analysis Time..: 17:56	Analyst ID.....: 400149	
		Instrument ID..: ICPMS2		MS Run #.....: 9287102	MDL.....: 0.0026	
Selenium	0.49 B	0.51	mg/kg	SW846 6020	10/14-10/23/09	LLXMC1AU
		Dilution Factor: 0.5		Analysis Time..: 17:56	Analyst ID.....: 400149	
		Instrument ID..: ICPMS2		MS Run #.....: 9287102	MDL.....: 0.051	
Thallium	0.093 B	0.10	mg/kg	SW846 6020	10/14-10/23/09	LLXMC1AV
		Dilution Factor: 0.5		Analysis Time..: 17:56	Analyst ID.....: 400149	
		Instrument ID..: ICPMS2		MS Run #.....: 9287102	MDL.....: 0.0020	
Vanadium	11.2	0.10	mg/kg	SW846 6020	10/14-10/23/09	LLXMC1AW
		Dilution Factor: 0.5		Analysis Time..: 17:56	Analyst ID.....: 400149	
		Instrument ID..: ICPMS2		MS Run #.....: 9287102	MDL.....: 0.0080	
Zinc	40.7	0.51	mg/kg	SW846 6020	10/14-10/23/09	LLXMC1AX
		Dilution Factor: 0.5		Analysis Time..: 17:56	Analyst ID.....: 400149	
		Instrument ID..: ICPMS2		MS Run #.....: 9287102	MDL.....: 0.066	
Prep Batch #...: 9292016						
Mercury	0.053	0.033	mg/kg	SW846 7471A	10/19/09	LLXMC1A0
		Dilution Factor: 0.5		Analysis Time..: 08:56	Analyst ID.....: 031043	
		Instrument ID..: HGHYDRA		MS Run #.....: 9292008	MDL.....: 0.011	

NOTE(S):

Results and reporting limits have been adjusted for dry weight.

B Estimated result. Result is less than RL.

J Method blank contamination. The associated method blank contains the target analyte at a reportable level.

Tetra Tech NUS, Inc

Client Sample ID: SD-08-01

TOTAL Metals

Lot-Sample #...: C9J020291-004
Date Sampled...: 09/30/09 Date Received..: 10/02/09
% Moisture.....: 54
Matrix.....: SOLID

PARAMETER	RESULT	REPORTING LIMIT	UNITS	METHOD	PREPARATION-ANALYSIS DATE	WORK ORDER #
Prep Batch #...: 9287191						
Silver	0.090 B	0.11	mg/kg	SW846 6020	10/14-10/23/09	LLXLJ1AF
		Dilution Factor: 0.5		Analysis Time..: 16:20	Analyst ID.....: 400149	
		Instrument ID..: ICPMS2		MS Run #.....: 9287102	MDL.....: 0.0042	
Arsenic	10.5	0.11	mg/kg	SW846 6020	10/14-10/23/09	LLXLJ1AG
		Dilution Factor: 0.5		Analysis Time..: 16:20	Analyst ID.....: 400149	
		Instrument ID..: ICPMS2		MS Run #.....: 9287102	MDL.....: 0.020	
Barium	38.8	1.1	mg/kg	SW846 6020	10/14-10/23/09	LLXLJ1AH
		Dilution Factor: 0.5		Analysis Time..: 16:20	Analyst ID.....: 400149	
		Instrument ID..: ICPMS2		MS Run #.....: 9287102	MDL.....: 0.012	
Beryllium	1.0	0.11	mg/kg	SW846 6020	10/14-10/23/09	LLXLJ1AJ
		Dilution Factor: 0.5		Analysis Time..: 16:20	Analyst ID.....: 400149	
		Instrument ID..: ICPMS2		MS Run #.....: 9287102	MDL.....: 0.0081	
Cadmium	0.38	0.11	mg/kg	SW846 6020	10/14-10/23/09	LLXLJ1AK
		Dilution Factor: 0.5		Analysis Time..: 16:20	Analyst ID.....: 400149	
		Instrument ID..: ICPMS2		MS Run #.....: 9287102	MDL.....: 0.0076	
Cobalt	11.6	0.054	mg/kg	SW846 6020	10/14-10/23/09	LLXLJ1AL
		Dilution Factor: 0.5		Analysis Time..: 16:20	Analyst ID.....: 400149	
		Instrument ID..: ICPMS2		MS Run #.....: 9287102	MDL.....: 0.0016	
Chromium	23.3 J	0.22	mg/kg	SW846 6020	10/14-10/23/09	LLXLJ1AM
		Dilution Factor: 0.5		Analysis Time..: 16:20	Analyst ID.....: 400149	
		Instrument ID..: ICPMS2		MS Run #.....: 9287102	MDL.....: 0.0066	
Copper	13.9	0.22	mg/kg	SW846 6020	10/14-10/23/09	LLXLJ1AN
		Dilution Factor: 0.5		Analysis Time..: 16:20	Analyst ID.....: 400149	
		Instrument ID..: ICPMS2		MS Run #.....: 9287102	MDL.....: 0.036	
Molybdenum	2.4 J	0.54	mg/kg	SW846 6020	10/14-10/23/09	LLXLJ1AP
		Dilution Factor: 0.5		Analysis Time..: 16:20	Analyst ID.....: 400149	
		Instrument ID..: ICPMS2		MS Run #.....: 9287102	MDL.....: 0.023	

(Continued on next page)

Tetra Tech NUS, Inc

Client Sample ID: SD-08-01

TOTAL Metals

Lot-Sample #...: C9J020291-004 Matrix.....: SOLID

PARAMETER	RESULT	REPORTING LIMIT	UNITS	METHOD	PREPARATION-ANALYSIS DATE	WORK ORDER #
Nickel	18.4	0.11	mg/kg	SW846 6020	10/14-10/23/09	LLXLJ1AQ
		Dilution Factor: 0.5		Analysis Time..: 16:20	Analyst ID.....: 400149	
		Instrument ID..: ICPMS2		MS Run #.....: 9287102	MDL.....: 0.012	
Lead	22.7	0.11	mg/kg	SW846 6020	10/14-10/23/09	LLXLJ1AR
		Dilution Factor: 0.5		Analysis Time..: 16:20	Analyst ID.....: 400149	
		Instrument ID..: ICPMS2		MS Run #.....: 9287102	MDL.....: 0.0041	
Antimony	0.21 B,J	0.22	mg/kg	SW846 6020	10/14-10/23/09	LLXLJ1AT
		Dilution Factor: 0.5		Analysis Time..: 16:20	Analyst ID.....: 400149	
		Instrument ID..: ICPMS2		MS Run #.....: 9287102	MDL.....: 0.0028	
Selenium	0.64	0.54	mg/kg	SW846 6020	10/14-10/23/09	LLXLJ1AU
		Dilution Factor: 0.5		Analysis Time..: 16:20	Analyst ID.....: 400149	
		Instrument ID..: ICPMS2		MS Run #.....: 9287102	MDL.....: 0.054	
Thallium	0.17	0.11	mg/kg	SW846 6020	10/14-10/23/09	LLXLJ1AV
		Dilution Factor: 0.5		Analysis Time..: 16:20	Analyst ID.....: 400149	
		Instrument ID..: ICPMS2		MS Run #.....: 9287102	MDL.....: 0.0022	
Vanadium	31.3	0.11	mg/kg	SW846 6020	10/14-10/23/09	LLXLJ1AW
		Dilution Factor: 0.5		Analysis Time..: 16:20	Analyst ID.....: 400149	
		Instrument ID..: ICPMS2		MS Run #.....: 9287102	MDL.....: 0.0085	
Zinc	68.8	0.54	mg/kg	SW846 6020	10/14-10/23/09	LLXLJ1AX
		Dilution Factor: 0.5		Analysis Time..: 16:20	Analyst ID.....: 400149	
		Instrument ID..: ICPMS2		MS Run #.....: 9287102	MDL.....: 0.070	
Prep Batch #...: 9292016						
Mercury	0.064	0.036	mg/kg	SW846 7471A	10/19/09	LLXLJ1A0
		Dilution Factor: 0.5		Analysis Time..: 08:19	Analyst ID.....: 031043	
		Instrument ID..: HGHYDRA		MS Run #.....: 9292008	MDL.....: 0.012	

NOTE(S):

Results and reporting limits have been adjusted for dry weight.

B Estimated result. Result is less than RL.

J Method blank contamination. The associated method blank contains the target analyte at a reportable level.

Tetra Tech NUS, Inc

Client Sample ID: SD-08-02 Dup.

TOTAL Metals

Lot-Sample #...: C9J020291-006
Date Sampled...: 09/30/09 Date Received..: 10/02/09 Matrix.....: SOLID
% Moisture.....: 44

PARAMETER	RESULT	REPORTING LIMIT	UNITS	METHOD	PREPARATION-ANALYSIS DATE	WORK ORDER #
Prep Batch #...: 9287191						
Silver	0.064 B	0.089	mg/kg	SW846 6020	10/14-10/23/09	LLXLL1AF
		Dilution Factor: 0.5		Analysis Time..: 16:29	Analyst ID.....: 400149	
		Instrument ID..: ICPMS2		MS Run #.....: 9287102	MDL.....: 0.0035	
Arsenic	3.1	0.089	mg/kg	SW846 6020	10/14-10/23/09	LLXLL1AG
		Dilution Factor: 0.5		Analysis Time..: 16:29	Analyst ID.....: 400149	
		Instrument ID..: ICPMS2		MS Run #.....: 9287102	MDL.....: 0.016	
Barium	21.8	0.89	mg/kg	SW846 6020	10/14-10/23/09	LLXLL1AH
		Dilution Factor: 0.5		Analysis Time..: 16:29	Analyst ID.....: 400149	
		Instrument ID..: ICPMS2		MS Run #.....: 9287102	MDL.....: 0.0095	
Beryllium	0.63	0.089	mg/kg	SW846 6020	10/14-10/23/09	LLXLL1AJ
		Dilution Factor: 0.5		Analysis Time..: 16:29	Analyst ID.....: 400149	
		Instrument ID..: ICPMS2		MS Run #.....: 9287102	MDL.....: 0.0066	
Cadmium	0.30	0.089	mg/kg	SW846 6020	10/14-10/23/09	LLXLL1AK
		Dilution Factor: 0.5		Analysis Time..: 16:29	Analyst ID.....: 400149	
		Instrument ID..: ICPMS2		MS Run #.....: 9287102	MDL.....: 0.0062	
Cobalt	8.7	0.044	mg/kg	SW846 6020	10/14-10/23/09	LLXLL1AL
		Dilution Factor: 0.5		Analysis Time..: 16:29	Analyst ID.....: 400149	
		Instrument ID..: ICPMS2		MS Run #.....: 9287102	MDL.....: 0.0013	
Chromium	13.1 J	0.18	mg/kg	SW846 6020	10/14-10/23/09	LLXLL1AM
		Dilution Factor: 0.5		Analysis Time..: 16:29	Analyst ID.....: 400149	
		Instrument ID..: ICPMS2		MS Run #.....: 9287102	MDL.....: 0.0054	
Copper	13.9	0.18	mg/kg	SW846 6020	10/14-10/23/09	LLXLL1AN
		Dilution Factor: 0.5		Analysis Time..: 16:29	Analyst ID.....: 400149	
		Instrument ID..: ICPMS2		MS Run #.....: 9287102	MDL.....: 0.029	
Molybdenum	1.4 J	0.44	mg/kg	SW846 6020	10/14-10/23/09	LLXLL1AP
		Dilution Factor: 0.5		Analysis Time..: 16:29	Analyst ID.....: 400149	
		Instrument ID..: ICPMS2		MS Run #.....: 9287102	MDL.....: 0.018	

(Continued on next page)

Tetra Tech NUS, Inc

Client Sample ID: SD-08-02 Dup.

TOTAL Metals

Lot-Sample #...: C9J020291-006 Matrix.....: SOLID

PARAMETER	RESULT	REPORTING LIMIT	UNITS	METHOD	PREPARATION-ANALYSIS DATE	WORK ORDER #
Nickel	12.0	0.089	mg/kg	SW846 6020	10/14-10/23/09	LLXLL1AQ
		Dilution Factor: 0.5		Analysis Time..: 16:29	Analyst ID.....: 400149	
		Instrument ID..: ICPMS2		MS Run #.....: 9287102	MDL.....: 0.010	
Lead	17.1	0.089	mg/kg	SW846 6020	10/14-10/23/09	LLXLL1AR
		Dilution Factor: 0.5		Analysis Time..: 16:29	Analyst ID.....: 400149	
		Instrument ID..: ICPMS2		MS Run #.....: 9287102	MDL.....: 0.0034	
Antimony	0.12 B,J	0.18	mg/kg	SW846 6020	10/14-10/23/09	LLXLL1AT
		Dilution Factor: 0.5		Analysis Time..: 16:29	Analyst ID.....: 400149	
		Instrument ID..: ICPMS2		MS Run #.....: 9287102	MDL.....: 0.0023	
Selenium	0.78	0.44	mg/kg	SW846 6020	10/14-10/23/09	LLXLL1AU
		Dilution Factor: 0.5		Analysis Time..: 16:29	Analyst ID.....: 400149	
		Instrument ID..: ICPMS2		MS Run #.....: 9287102	MDL.....: 0.044	
Thallium	0.15	0.089	mg/kg	SW846 6020	10/14-10/23/09	LLXLL1AV
		Dilution Factor: 0.5		Analysis Time..: 16:29	Analyst ID.....: 400149	
		Instrument ID..: ICPMS2		MS Run #.....: 9287102	MDL.....: 0.0018	
Vanadium	15.9	0.089	mg/kg	SW846 6020	10/14-10/23/09	LLXLL1AW
		Dilution Factor: 0.5		Analysis Time..: 16:29	Analyst ID.....: 400149	
		Instrument ID..: ICPMS2		MS Run #.....: 9287102	MDL.....: 0.0070	
Zinc	49.4	0.44	mg/kg	SW846 6020	10/14-10/23/09	LLXLL1AX
		Dilution Factor: 0.5		Analysis Time..: 16:29	Analyst ID.....: 400149	
		Instrument ID..: ICPMS2		MS Run #.....: 9287102	MDL.....: 0.057	
Prep Batch #...: 9292016						
Mercury	0.058	0.029	mg/kg	SW846 7471A	10/19/09	LLXLL1A0
		Dilution Factor: 0.5		Analysis Time..: 08:22	Analyst ID.....: 031043	
		Instrument ID..: HGHYDRA		MS Run #.....: 9292008	MDL.....: 0.0097	

NOTE(S):

Results and reporting limits have been adjusted for dry weight.

B Estimated result. Result is less than RL.

J Method blank contamination. The associated method blank contains the target analyte at a reportable level.

Tetra Tech NUS, Inc

Client Sample ID: SD-08-02

TOTAL Metals

Lot-Sample #...: C9J020291-005
Date Sampled...: 09/30/09 Date Received..: 10/02/09 Matrix.....: SOLID
% Moisture.....: 50

PARAMETER	RESULT	REPORTING LIMIT	UNITS	METHOD	PREPARATION-ANALYSIS DATE	WORK ORDER #
Prep Batch #...: 9287191						
Silver	0.077 B	0.099	mg/kg	SW846 6020	10/14-10/23/09	LLXLK1AF
		Dilution Factor: 0.5		Analysis Time..: 16:24	Analyst ID.....: 400149	
		Instrument ID..: ICPMS2		MS Run #.....: 9287102	MDL.....: 0.0039	
Arsenic	3.7	0.099	mg/kg	SW846 6020	10/14-10/23/09	LLXLK1AG
		Dilution Factor: 0.5		Analysis Time..: 16:24	Analyst ID.....: 400149	
		Instrument ID..: ICPMS2		MS Run #.....: 9287102	MDL.....: 0.018	
Barium	25.7	0.99	mg/kg	SW846 6020	10/14-10/23/09	LLXLK1AH
		Dilution Factor: 0.5		Analysis Time..: 16:24	Analyst ID.....: 400149	
		Instrument ID..: ICPMS2		MS Run #.....: 9287102	MDL.....: 0.011	
Beryllium	0.73	0.099	mg/kg	SW846 6020	10/14-10/23/09	LLXLK1AJ
		Dilution Factor: 0.5		Analysis Time..: 16:24	Analyst ID.....: 400149	
		Instrument ID..: ICPMS2		MS Run #.....: 9287102	MDL.....: 0.0074	
Cadmium	0.36	0.099	mg/kg	SW846 6020	10/14-10/23/09	LLXLK1AK
		Dilution Factor: 0.5		Analysis Time..: 16:24	Analyst ID.....: 400149	
		Instrument ID..: ICPMS2		MS Run #.....: 9287102	MDL.....: 0.0069	
Cobalt	10.2	0.050	mg/kg	SW846 6020	10/14-10/23/09	LLXLK1AL
		Dilution Factor: 0.5		Analysis Time..: 16:24	Analyst ID.....: 400149	
		Instrument ID..: ICPMS2		MS Run #.....: 9287102	MDL.....: 0.0015	
Chromium	14.3 J	0.20	mg/kg	SW846 6020	10/14-10/23/09	LLXLK1AM
		Dilution Factor: 0.5		Analysis Time..: 16:24	Analyst ID.....: 400149	
		Instrument ID..: ICPMS2		MS Run #.....: 9287102	MDL.....: 0.0060	
Copper	17.4	0.20	mg/kg	SW846 6020	10/14-10/23/09	LLXLK1AN
		Dilution Factor: 0.5		Analysis Time..: 16:24	Analyst ID.....: 400149	
		Instrument ID..: ICPMS2		MS Run #.....: 9287102	MDL.....: 0.033	
Molybdenum	1.6 J	0.50	mg/kg	SW846 6020	10/14-10/23/09	LLXLK1AP
		Dilution Factor: 0.5		Analysis Time..: 16:24	Analyst ID.....: 400149	
		Instrument ID..: ICPMS2		MS Run #.....: 9287102	MDL.....: 0.021	

(Continued on next page)

Tetra Tech NUS, Inc

Client Sample ID: SD-08-02

TOTAL Metals

Lot-Sample #...: C9J020291-005 Matrix.....: SOLID

PARAMETER	RESULT	REPORTING LIMIT	UNITS	METHOD	PREPARATION-ANALYSIS DATE	WORK ORDER #
Nickel	14.2	0.099	mg/kg	SW846 6020	10/14-10/23/09	LLXLK1AQ
		Dilution Factor: 0.5		Analysis Time..: 16:24	Analyst ID.....: 400149	
		Instrument ID..: ICPMS2		MS Run #.....: 9287102	MDL.....: 0.011	
Lead	22.1	0.099	mg/kg	SW846 6020	10/14-10/23/09	LLXLK1AR
		Dilution Factor: 0.5		Analysis Time..: 16:24	Analyst ID.....: 400149	
		Instrument ID..: ICPMS2		MS Run #.....: 9287102	MDL.....: 0.0038	
Antimony	0.16 B,J	0.20	mg/kg	SW846 6020	10/14-10/23/09	LLXLK1AT
		Dilution Factor: 0.5		Analysis Time..: 16:24	Analyst ID.....: 400149	
		Instrument ID..: ICPMS2		MS Run #.....: 9287102	MDL.....: 0.0026	
Selenium	0.98	0.50	mg/kg	SW846 6020	10/14-10/23/09	LLXLK1AU
		Dilution Factor: 0.5		Analysis Time..: 16:24	Analyst ID.....: 400149	
		Instrument ID..: ICPMS2		MS Run #.....: 9287102	MDL.....: 0.050	
Thallium	0.18	0.099	mg/kg	SW846 6020	10/14-10/23/09	LLXLK1AV
		Dilution Factor: 0.5		Analysis Time..: 16:24	Analyst ID.....: 400149	
		Instrument ID..: ICPMS2		MS Run #.....: 9287102	MDL.....: 0.0020	
Vanadium	17.4	0.099	mg/kg	SW846 6020	10/14-10/23/09	LLXLK1AW
		Dilution Factor: 0.5		Analysis Time..: 16:24	Analyst ID.....: 400149	
		Instrument ID..: ICPMS2		MS Run #.....: 9287102	MDL.....: 0.0078	
Zinc	59.2	0.50	mg/kg	SW846 6020	10/14-10/23/09	LLXLK1AX
		Dilution Factor: 0.5		Analysis Time..: 16:24	Analyst ID.....: 400149	
		Instrument ID..: ICPMS2		MS Run #.....: 9287102	MDL.....: 0.064	
Prep Batch #...: 9292016						
Mercury	0.071	0.033	mg/kg	SW846 7471A	10/19/09	LLXLK1A0
		Dilution Factor: 0.5		Analysis Time..: 08:21	Analyst ID.....: 031043	
		Instrument ID..: HGHYDRA		MS Run #.....: 9292008	MDL.....: 0.011	

NOTE(S):

Results and reporting limits have been adjusted for dry weight.

B Estimated result. Result is less than RL.

J Method blank contamination. The associated method blank contains the target analyte at a reportable level.

Tetra Tech NUS, Inc

Client Sample ID: SD-08-SS

TOTAL Metals

Lot-Sample #...: C9J020291-003
Date Sampled...: 09/30/09 Date Received..: 10/02/09 Matrix.....: SOLID
% Moisture.....: 54

PARAMETER	RESULT	REPORTING LIMIT	UNITS	METHOD	PREPARATION-ANALYSIS DATE	WORK ORDER #
Prep Batch #...: 9287191						
Silver	0.16	0.11	mg/kg	SW846 6020	10/14-10/23/09	LLXLH1AF
		Dilution Factor: 0.5		Analysis Time..: 16:16	Analyst ID.....: 400149	
		Instrument ID..: ICPMS2		MS Run #.....: 9287102	MDL.....: 0.0042	
Arsenic	8.5	0.11	mg/kg	SW846 6020	10/14-10/23/09	LLXLH1AG
		Dilution Factor: 0.5		Analysis Time..: 16:16	Analyst ID.....: 400149	
		Instrument ID..: ICPMS2		MS Run #.....: 9287102	MDL.....: 0.020	
Barium	29.4	1.1	mg/kg	SW846 6020	10/14-10/23/09	LLXLH1AH
		Dilution Factor: 0.5		Analysis Time..: 16:16	Analyst ID.....: 400149	
		Instrument ID..: ICPMS2		MS Run #.....: 9287102	MDL.....: 0.012	
Beryllium	0.96	0.11	mg/kg	SW846 6020	10/14-10/23/09	LLXLH1AJ
		Dilution Factor: 0.5		Analysis Time..: 16:16	Analyst ID.....: 400149	
		Instrument ID..: ICPMS2		MS Run #.....: 9287102	MDL.....: 0.0081	
Cadmium	1.1	0.11	mg/kg	SW846 6020	10/14-10/23/09	LLXLH1AK
		Dilution Factor: 0.5		Analysis Time..: 16:16	Analyst ID.....: 400149	
		Instrument ID..: ICPMS2		MS Run #.....: 9287102	MDL.....: 0.0076	
Cobalt	10.6	0.054	mg/kg	SW846 6020	10/14-10/23/09	LLXLH1AL
		Dilution Factor: 0.5		Analysis Time..: 16:16	Analyst ID.....: 400149	
		Instrument ID..: ICPMS2		MS Run #.....: 9287102	MDL.....: 0.0016	
Chromium	27.9 J	0.22	mg/kg	SW846 6020	10/14-10/23/09	LLXLH1AM
		Dilution Factor: 0.5		Analysis Time..: 16:16	Analyst ID.....: 400149	
		Instrument ID..: ICPMS2		MS Run #.....: 9287102	MDL.....: 0.0066	
Copper	30.0	0.22	mg/kg	SW846 6020	10/14-10/23/09	LLXLH1AN
		Dilution Factor: 0.5		Analysis Time..: 16:16	Analyst ID.....: 400149	
		Instrument ID..: ICPMS2		MS Run #.....: 9287102	MDL.....: 0.036	
Molybdenum	1.4 J	0.54	mg/kg	SW846 6020	10/14-10/23/09	LLXLH1AP
		Dilution Factor: 0.5		Analysis Time..: 16:16	Analyst ID.....: 400149	
		Instrument ID..: ICPMS2		MS Run #.....: 9287102	MDL.....: 0.022	

(Continued on next page)

Tetra Tech NUS, Inc

Client Sample ID: SD-08-SS

TOTAL Metals

Lot-Sample #...: C9J020291-003 Matrix.....: SOLID

PARAMETER	RESULT	REPORTING LIMIT	UNITS	METHOD	PREPARATION-ANALYSIS DATE	WORK ORDER #
Nickel	16.0	0.11	mg/kg	SW846 6020	10/14-10/23/09	LLXLH1AQ
		Dilution Factor: 0.5		Analysis Time..: 16:16	Analyst ID.....: 400149	
		Instrument ID..: ICPMS2		MS Run #.....: 9287102	MDL.....: 0.012	
Lead	27.5	0.11	mg/kg	SW846 6020	10/14-10/23/09	LLXLH1AR
		Dilution Factor: 0.5		Analysis Time..: 16:16	Analyst ID.....: 400149	
		Instrument ID..: ICPMS2		MS Run #.....: 9287102	MDL.....: 0.0041	
Antimony	0.28 J	0.22	mg/kg	SW846 6020	10/14-10/23/09	LLXLH1AT
		Dilution Factor: 0.5		Analysis Time..: 16:16	Analyst ID.....: 400149	
		Instrument ID..: ICPMS2		MS Run #.....: 9287102	MDL.....: 0.0028	
Selenium	0.80	0.54	mg/kg	SW846 6020	10/14-10/23/09	LLXLH1AU
		Dilution Factor: 0.5		Analysis Time..: 16:16	Analyst ID.....: 400149	
		Instrument ID..: ICPMS2		MS Run #.....: 9287102	MDL.....: 0.054	
Thallium	0.16	0.11	mg/kg	SW846 6020	10/14-10/23/09	LLXLH1AV
		Dilution Factor: 0.5		Analysis Time..: 16:16	Analyst ID.....: 400149	
		Instrument ID..: ICPMS2		MS Run #.....: 9287102	MDL.....: 0.0022	
Vanadium	31.1	0.11	mg/kg	SW846 6020	10/14-10/23/09	LLXLH1AW
		Dilution Factor: 0.5		Analysis Time..: 16:16	Analyst ID.....: 400149	
		Instrument ID..: ICPMS2		MS Run #.....: 9287102	MDL.....: 0.0085	
Zinc	97.5	0.54	mg/kg	SW846 6020	10/14-10/23/09	LLXLH1AX
		Dilution Factor: 0.5		Analysis Time..: 16:16	Analyst ID.....: 400149	
		Instrument ID..: ICPMS2		MS Run #.....: 9287102	MDL.....: 0.070	
Prep Batch #...: 9292016						
Mercury	0.093	0.036	mg/kg	SW846 7471A	10/19/09	LLXLH1A0
		Dilution Factor: 0.5		Analysis Time..: 08:18	Analyst ID.....: 031043	
		Instrument ID..: HGHYDRA		MS Run #.....: 9292008	MDL.....: 0.012	

NOTE(S):

Results and reporting limits have been adjusted for dry weight.

J Method blank contamination. The associated method blank contains the target analyte at a reportable level.

Tetra Tech NUS, Inc

Client Sample ID: SD-09-01

TOTAL Metals

Lot-Sample #...: C9J020291-040 **Matrix.....:** SOLID
Date Sampled...: 10/01/09 **Date Received..:** 10/02/09
% Moisture.....: 69

PARAMETER	RESULT	REPORTING LIMIT	UNITS	METHOD	PREPARATION-ANALYSIS DATE	WORK ORDER #
Prep Batch #...: 9293020						
Mercury	**0.36**	**0.053**	**mg/kg**	**SW846 7471A**	**10/20/09**	**LLXM91A0**
		Dilution Factor: 0.5		Analysis Time..: 09:07	Analyst ID.....: 031043	
		Instrument ID..: HGHYDRA		MS Run #.....: 9293011	MDL.....: 0.017	
Prep Batch #...: 9293088						
Silver	**0.74**	**0.16**	**mg/kg**	**SW846 6020**	**10/20-10/23/09**	**LLXM91AF**
		Dilution Factor: 0.5		Analysis Time..: 20:16	Analyst ID.....: 400149	
		Instrument ID..: ICPMS2		MS Run #.....: 9293041	MDL.....: 0.0063	
Arsenic	**9.7**	**0.16**	**mg/kg**	**SW846 6020**	**10/20-10/23/09**	**LLXM91AG**
		Dilution Factor: 0.5		Analysis Time..: 20:16	Analyst ID.....: 400149	
		Instrument ID..: ICPMS2		MS Run #.....: 9293041	MDL.....: 0.029	
Barium	**27.9**	**1.6**	**mg/kg**	**SW846 6020**	**10/20-10/23/09**	**LLXM91AH**
		Dilution Factor: 0.5		Analysis Time..: 20:16	Analyst ID.....: 400149	
		Instrument ID..: ICPMS2		MS Run #.....: 9293041	MDL.....: 0.017	
Beryllium	**1.7**	**0.16**	**mg/kg**	**SW846 6020**	**10/20-10/23/09**	**LLXM91AJ**
		Dilution Factor: 0.5		Analysis Time..: 20:16	Analyst ID.....: 400149	
		Instrument ID..: ICPMS2		MS Run #.....: 9293041	MDL.....: 0.012	
Cadmium	**3.8**	**0.16**	**mg/kg**	**SW846 6020**	**10/20-10/23/09**	**LLXM91AK**
		Dilution Factor: 0.5		Analysis Time..: 20:16	Analyst ID.....: 400149	
		Instrument ID..: ICPMS2		MS Run #.....: 9293041	MDL.....: 0.011	
Cobalt	**20.1**	**0.080**	**mg/kg**	**SW846 6020**	**10/20-10/23/09**	**LLXM91AL**
		Dilution Factor: 0.5		Analysis Time..: 20:16	Analyst ID.....: 400149	
		Instrument ID..: ICPMS2		MS Run #.....: 9293041	MDL.....: 0.0024	
Chromium	**55.9 J**	**0.32**	**mg/kg**	**SW846 6020**	**10/20-10/23/09**	**LLXM91AM**
		Dilution Factor: 0.5		Analysis Time..: 20:16	Analyst ID.....: 400149	
		Instrument ID..: ICPMS2		MS Run #.....: 9293041	MDL.....: 0.0098	
Copper	**56.9**	**0.32**	**mg/kg**	**SW846 6020**	**10/20-10/23/09**	**LLXM91AN**
		Dilution Factor: 0.5		Analysis Time..: 20:16	Analyst ID.....: 400149	
		Instrument ID..: ICPMS2		MS Run #.....: 9293041	MDL.....: 0.053	

(Continued on next page)

Tetra Tech NUS, Inc

Client Sample ID: SD-09-01

TOTAL Metals

Lot-Sample #...: C9J020291-040 Matrix.....: SOLID

PARAMETER	RESULT	REPORTING LIMIT	UNITS	METHOD	PREPARATION-ANALYSIS DATE	WORK ORDER #
Molybdenum	2.0	0.80	mg/kg	SW846 6020	10/20-10/23/09	LLXM91AP
		Dilution Factor: 0.5		Analysis Time..: 20:16	Analyst ID.....: 400149	
		Instrument ID..: ICPMS2		MS Run #.....: 9293041	MDL.....: 0.033	
Nickel	33.4	0.16	mg/kg	SW846 6020	10/20-10/23/09	LLXM91AQ
		Dilution Factor: 0.5		Analysis Time..: 20:16	Analyst ID.....: 400149	
		Instrument ID..: ICPMS2		MS Run #.....: 9293041	MDL.....: 0.018	
Lead	94.0	0.16	mg/kg	SW846 6020	10/20-10/23/09	LLXM91AR
		Dilution Factor: 0.5		Analysis Time..: 20:16	Analyst ID.....: 400149	
		Instrument ID..: ICPMS2		MS Run #.....: 9293041	MDL.....: 0.0061	
Antimony	0.36	0.32	mg/kg	SW846 6020	10/20-10/23/09	LLXM91AT
		Dilution Factor: 0.5		Analysis Time..: 20:16	Analyst ID.....: 400149	
		Instrument ID..: ICPMS2		MS Run #.....: 9293041	MDL.....: 0.0042	
Selenium	1.7	0.80	mg/kg	SW846 6020	10/20-10/23/09	LLXM91AU
		Dilution Factor: 0.5		Analysis Time..: 20:16	Analyst ID.....: 400149	
		Instrument ID..: ICPMS2		MS Run #.....: 9293041	MDL.....: 0.081	
Thallium	0.16	0.16	mg/kg	SW846 6020	10/20-10/23/09	LLXM91AV
		Dilution Factor: 0.5		Analysis Time..: 20:16	Analyst ID.....: 400149	
		Instrument ID..: ICPMS2		MS Run #.....: 9293041	MDL.....: 0.0032	
Vanadium	41.7 J	0.16	mg/kg	SW846 6020	10/20-10/23/09	LLXM91AW
		Dilution Factor: 0.5		Analysis Time..: 20:16	Analyst ID.....: 400149	
		Instrument ID..: ICPMS2		MS Run #.....: 9293041	MDL.....: 0.013	
Zinc	246	0.80	mg/kg	SW846 6020	10/20-10/23/09	LLXM91AX
		Dilution Factor: 0.5		Analysis Time..: 20:16	Analyst ID.....: 400149	
		Instrument ID..: ICPMS2		MS Run #.....: 9293041	MDL.....: 0.10	

NOTE(S):

Results and reporting limits have been adjusted for dry weight.

J Method blank contamination. The associated method blank contains the target analyte at a reportable level.

Tetra Tech NUS, Inc

Client Sample ID: SD-09-02

TOTAL Metals

Lot-Sample #...: C9J020291-041 Matrix.....: SOLID
Date Sampled...: 10/01/09 Date Received..: 10/02/09
% Moisture.....: 65

PARAMETER	RESULT	REPORTING LIMIT	UNITS	METHOD	PREPARATION-ANALYSIS DATE	WORK ORDER #
Prep Batch #...: 9293021						
Mercury	**0.29**	**0.047**	**mg/kg**	**SW846 7471A**	**10/20/09**	**LLXNA1A0**
		Dilution Factor: 0.5		Analysis Time..: 09:12	Analyst ID.....: 031043	
		Instrument ID..: HGHYDRA		MS Run #.....: 9293012	MDL.....: 0.016	
Prep Batch #...: 9294271						
Silver	**0.50**	**0.14**	**mg/kg**	**SW846 6020**	**10/21-10/23/09**	**LLXNA1AF**
		Dilution Factor: 0.5		Analysis Time..: 20:35	Analyst ID.....: 400149	
		Instrument ID..: ICPMS2		MS Run #.....: 9294150	MDL.....: 0.0056	
Arsenic	**8.2**	**0.14**	**mg/kg**	**SW846 6020**	**10/21-10/23/09**	**LLXNA1AG**
		Dilution Factor: 0.5		Analysis Time..: 20:35	Analyst ID.....: 400149	
		Instrument ID..: ICPMS2		MS Run #.....: 9294150	MDL.....: 0.026	
Barium	**41.1**	**1.4**	**mg/kg**	**SW846 6020**	**10/21-10/23/09**	**LLXNA1AH**
		Dilution Factor: 0.5		Analysis Time..: 20:35	Analyst ID.....: 400149	
		Instrument ID..: ICPMS2		MS Run #.....: 9294150	MDL.....: 0.015	
Beryllium	**1.7**	**0.14**	**mg/kg**	**SW846 6020**	**10/21-10/23/09**	**LLXNA1AJ**
		Dilution Factor: 0.5		Analysis Time..: 20:35	Analyst ID.....: 400149	
		Instrument ID..: ICPMS2		MS Run #.....: 9294150	MDL.....: 0.011	
Cadmium	**2.7**	**0.14**	**mg/kg**	**SW846 6020**	**10/21-10/23/09**	**LLXNA1AK**
		Dilution Factor: 0.5		Analysis Time..: 20:35	Analyst ID.....: 400149	
		Instrument ID..: ICPMS2		MS Run #.....: 9294150	MDL.....: 0.010	
Cobalt	**18.0**	**0.071**	**mg/kg**	**SW846 6020**	**10/21-10/23/09**	**LLXNA1AL**
		Dilution Factor: 0.5		Analysis Time..: 20:35	Analyst ID.....: 400149	
		Instrument ID..: ICPMS2		MS Run #.....: 9294150	MDL.....: 0.0021	
Chromium	**68.4 J**	**0.29**	**mg/kg**	**SW846 6020**	**10/21-10/23/09**	**LLXNA1AM**
		Dilution Factor: 0.5		Analysis Time..: 20:35	Analyst ID.....: 400149	
		Instrument ID..: ICPMS2		MS Run #.....: 9294150	MDL.....: 0.0087	
Copper	**37.5**	**0.29**	**mg/kg**	**SW846 6020**	**10/21-10/23/09**	**LLXNA1AN**
		Dilution Factor: 0.5		Analysis Time..: 20:35	Analyst ID.....: 400149	
		Instrument ID..: ICPMS2		MS Run #.....: 9294150	MDL.....: 0.047	

(Continued on next page)

Tetra Tech NUS, Inc

Client Sample ID: SD-09-02

TOTAL Metals

Lot-Sample #...: C9J020291-041 Matrix.....: SOLID

PARAMETER	RESULT	REPORTING LIMIT	UNITS	METHOD	PREPARATION-ANALYSIS DATE	WORK ORDER #
Molybdenum	**1.7 E**	**0.71**	**mg/kg**	**SW846 6020**	**10/21-10/23/09**	**LLXNA1AP**
		Dilution Factor: 0.5		Analysis Time..: 20:35	Analyst ID.....: 400149	
		Instrument ID..: ICPMS2		MS Run #.....: 9294150	MDL.....: 0.030	
Nickel	**30.9**	**0.14**	**mg/kg**	**SW846 6020**	**10/21-10/23/09**	**LLXNA1AQ**
		Dilution Factor: 0.5		Analysis Time..: 20:35	Analyst ID.....: 400149	
		Instrument ID..: ICPMS2		MS Run #.....: 9294150	MDL.....: 0.016	
Lead	**55.8**	**0.14**	**mg/kg**	**SW846 6020**	**10/21-10/23/09**	**LLXNA1AR**
		Dilution Factor: 0.5		Analysis Time..: 20:35	Analyst ID.....: 400149	
		Instrument ID..: ICPMS2		MS Run #.....: 9294150	MDL.....: 0.0054	
Antimony	**0.54**	**0.29**	**mg/kg**	**SW846 6020**	**10/21-10/23/09**	**LLXNA1AT**
		Dilution Factor: 0.5		Analysis Time..: 20:35	Analyst ID.....: 400149	
		Instrument ID..: ICPMS2		MS Run #.....: 9294150	MDL.....: 0.0037	
Selenium	**1.3**	**0.71**	**mg/kg**	**SW846 6020**	**10/21-10/23/09**	**LLXNA1AU**
		Dilution Factor: 0.5		Analysis Time..: 20:35	Analyst ID.....: 400149	
		Instrument ID..: ICPMS2		MS Run #.....: 9294150	MDL.....: 0.072	
Thallium	**0.22**	**0.14**	**mg/kg**	**SW846 6020**	**10/21-10/23/09**	**LLXNA1AV**
		Dilution Factor: 0.5		Analysis Time..: 20:35	Analyst ID.....: 400149	
		Instrument ID..: ICPMS2		MS Run #.....: 9294150	MDL.....: 0.0029	
Vanadium	**45.7 J**	**0.14**	**mg/kg**	**SW846 6020**	**10/21-10/23/09**	**LLXNA1AW**
		Dilution Factor: 0.5		Analysis Time..: 20:35	Analyst ID.....: 400149	
		Instrument ID..: ICPMS2		MS Run #.....: 9294150	MDL.....: 0.011	
Zinc	**177**	**0.71**	**mg/kg**	**SW846 6020**	**10/21-10/23/09**	**LLXNA1AX**
		Dilution Factor: 0.5		Analysis Time..: 20:35	Analyst ID.....: 400149	
		Instrument ID..: ICPMS2		MS Run #.....: 9294150	MDL.....: 0.092	

NOTE(S):

Results and reporting limits have been adjusted for dry weight.

J Method blank contamination. The associated method blank contains the target analyte at a reportable level.

E Matrix interference.

Tetra Tech NUS, Inc

Client Sample ID: SD-09-SS Dup.

TOTAL Metals

Lot-Sample #...: C9J020291-042
Date Sampled...: 10/01/09 Date Received..: 10/02/09 Matrix.....: SOLID
% Moisture.....: 69

PARAMETER	RESULT	REPORTING LIMIT	UNITS	METHOD	PREPARATION-ANALYSIS DATE	WORK ORDER #
Prep Batch #...: 9293021						
Mercury	**0.32**	**0.052**	**mg/kg**	**SW846 7471A**	**10/20/09**	**LLXNC1A0**
		Dilution Factor: 0.5		Analysis Time..: 09:14	Analyst ID.....: 031043	
		Instrument ID..: HGHYDRA		MS Run #.....: 9293012	MDL.....: 0.017	
Prep Batch #...: 9294271						
Silver	**0.63**	**0.16**	**mg/kg**	**SW846 6020**	**10/21-10/23/09**	**LLXNC1AF**
		Dilution Factor: 0.5		Analysis Time..: 21:09	Analyst ID.....: 400149	
		Instrument ID..: ICPMS2		MS Run #.....: 9294150	MDL.....: 0.0062	
Arsenic	**10**	**0.16**	**mg/kg**	**SW846 6020**	**10/21-10/23/09**	**LLXNC1AG**
		Dilution Factor: 0.5		Analysis Time..: 21:09	Analyst ID.....: 400149	
		Instrument ID..: ICPMS2		MS Run #.....: 9294150	MDL.....: 0.029	
Barium	**41.4**	**1.6**	**mg/kg**	**SW846 6020**	**10/21-10/23/09**	**LLXNC1AH**
		Dilution Factor: 0.5		Analysis Time..: 21:09	Analyst ID.....: 400149	
		Instrument ID..: ICPMS2		MS Run #.....: 9294150	MDL.....: 0.017	
Beryllium	**1.8**	**0.16**	**mg/kg**	**SW846 6020**	**10/21-10/23/09**	**LLXNC1AJ**
		Dilution Factor: 0.5		Analysis Time..: 21:09	Analyst ID.....: 400149	
		Instrument ID..: ICPMS2		MS Run #.....: 9294150	MDL.....: 0.012	
Cadmium	**2.5**	**0.16**	**mg/kg**	**SW846 6020**	**10/21-10/23/09**	**LLXNC1AK**
		Dilution Factor: 0.5		Analysis Time..: 21:09	Analyst ID.....: 400149	
		Instrument ID..: ICPMS2		MS Run #.....: 9294150	MDL.....: 0.011	
Cobalt	**21.2**	**0.079**	**mg/kg**	**SW846 6020**	**10/21-10/23/09**	**LLXNC1AL**
		Dilution Factor: 0.5		Analysis Time..: 21:09	Analyst ID.....: 400149	
		Instrument ID..: ICPMS2		MS Run #.....: 9294150	MDL.....: 0.0024	
Chromium	**55.2 J**	**0.32**	**mg/kg**	**SW846 6020**	**10/21-10/23/09**	**LLXNC1AM**
		Dilution Factor: 0.5		Analysis Time..: 21:09	Analyst ID.....: 400149	
		Instrument ID..: ICPMS2		MS Run #.....: 9294150	MDL.....: 0.0097	
Copper	**66.6**	**0.32**	**mg/kg**	**SW846 6020**	**10/21-10/23/09**	**LLXNC1AN**
		Dilution Factor: 0.5		Analysis Time..: 21:09	Analyst ID.....: 400149	
		Instrument ID..: ICPMS2		MS Run #.....: 9294150	MDL.....: 0.052	

(Continued on next page)

Tetra Tech NUS, Inc

Client Sample ID: SD-09-SS Dup.

TOTAL Metals

Lot-Sample #...: C9J020291-042 Matrix.....: SOLID

PARAMETER	RESULT	REPORTING LIMIT	UNITS	METHOD	PREPARATION-ANALYSIS DATE	WORK ORDER #
Molybdenum	2.9	0.79	mg/kg	SW846 6020	10/21-10/23/09	LLXNC1AP
		Dilution Factor: 0.5		Analysis Time..: 21:09	Analyst ID.....: 400149	
		Instrument ID..: ICPMS2		MS Run #.....: 9294150	MDL.....: 0.033	
Nickel	35.5	0.16	mg/kg	SW846 6020	10/21-10/23/09	LLXNC1AQ
		Dilution Factor: 0.5		Analysis Time..: 21:09	Analyst ID.....: 400149	
		Instrument ID..: ICPMS2		MS Run #.....: 9294150	MDL.....: 0.018	
Lead	85.8	0.16	mg/kg	SW846 6020	10/21-10/23/09	LLXNC1AR
		Dilution Factor: 0.5		Analysis Time..: 21:09	Analyst ID.....: 400149	
		Instrument ID..: ICPMS2		MS Run #.....: 9294150	MDL.....: 0.0060	
Antimony	0.69	0.32	mg/kg	SW846 6020	10/21-10/23/09	LLXNC1AT
		Dilution Factor: 0.5		Analysis Time..: 21:09	Analyst ID.....: 400149	
		Instrument ID..: ICPMS2		MS Run #.....: 9294150	MDL.....: 0.0041	
Selenium	1.5	0.79	mg/kg	SW846 6020	10/21-10/23/09	LLXNC1AU
		Dilution Factor: 0.5		Analysis Time..: 21:09	Analyst ID.....: 400149	
		Instrument ID..: ICPMS2		MS Run #.....: 9294150	MDL.....: 0.080	
Thallium	0.23	0.16	mg/kg	SW846 6020	10/21-10/23/09	LLXNC1AV
		Dilution Factor: 0.5		Analysis Time..: 21:09	Analyst ID.....: 400149	
		Instrument ID..: ICPMS2		MS Run #.....: 9294150	MDL.....: 0.0032	
Vanadium	47.4 J	0.16	mg/kg	SW846 6020	10/21-10/23/09	LLXNC1AW
		Dilution Factor: 0.5		Analysis Time..: 21:09	Analyst ID.....: 400149	
		Instrument ID..: ICPMS2		MS Run #.....: 9294150	MDL.....: 0.013	
Zinc	239	0.79	mg/kg	SW846 6020	10/21-10/23/09	LLXNC1AX
		Dilution Factor: 0.5		Analysis Time..: 21:09	Analyst ID.....: 400149	
		Instrument ID..: ICPMS2		MS Run #.....: 9294150	MDL.....: 0.10	

NOTE(S):

Results and reporting limits have been adjusted for dry weight.

J Method blank contamination. The associated method blank contains the target analyte at a reportable level.

Tetra Tech NUS, Inc

Client Sample ID: SD-09-SS

TOTAL Metals

Lot-Sample #...: C9J020291-039
Date Sampled...: 10/01/09 Date Received..: 10/02/09 Matrix.....: SOLID
% Moisture.....: 69

PARAMETER	RESULT	REPORTING LIMIT	UNITS	METHOD	PREPARATION-ANALYSIS DATE	WORK ORDER #
Prep Batch #...: 9293020						
Mercury	**0.30**	**0.053**	**mg/kg**	**SW846 7471A**	**10/20/09**	**LLXM81A0**
		Dilution Factor: 0.5		Analysis Time..: 09:05	Analyst ID.....: 031043	
		Instrument ID..: HGHYDRA		MS Run #.....: 9293011	MDL.....: 0.018	
Prep Batch #...: 9293088						
Silver	**0.64**	**0.16**	**mg/kg**	**SW846 6020**	**10/20-10/23/09**	**LLXM81AF**
		Dilution Factor: 0.5		Analysis Time..: 20:12	Analyst ID.....: 400149	
		Instrument ID..: ICPMS2		MS Run #.....: 9293041	MDL.....: 0.0063	
Arsenic	**10.2**	**0.16**	**mg/kg**	**SW846 6020**	**10/20-10/23/09**	**LLXM81AG**
		Dilution Factor: 0.5		Analysis Time..: 20:12	Analyst ID.....: 400149	
		Instrument ID..: ICPMS2		MS Run #.....: 9293041	MDL.....: 0.029	
Barium	**25.9**	**1.6**	**mg/kg**	**SW846 6020**	**10/20-10/23/09**	**LLXM81AH**
		Dilution Factor: 0.5		Analysis Time..: 20:12	Analyst ID.....: 400149	
		Instrument ID..: ICPMS2		MS Run #.....: 9293041	MDL.....: 0.017	
Beryllium	**1.7**	**0.16**	**mg/kg**	**SW846 6020**	**10/20-10/23/09**	**LLXM81AJ**
		Dilution Factor: 0.5		Analysis Time..: 20:12	Analyst ID.....: 400149	
		Instrument ID..: ICPMS2		MS Run #.....: 9293041	MDL.....: 0.012	
Cadmium	**2.0**	**0.16**	**mg/kg**	**SW846 6020**	**10/20-10/23/09**	**LLXM81AK**
		Dilution Factor: 0.5		Analysis Time..: 20:12	Analyst ID.....: 400149	
		Instrument ID..: ICPMS2		MS Run #.....: 9293041	MDL.....: 0.011	
Cobalt	**19.4**	**0.081**	**mg/kg**	**SW846 6020**	**10/20-10/23/09**	**LLXM81AL**
		Dilution Factor: 0.5		Analysis Time..: 20:12	Analyst ID.....: 400149	
		Instrument ID..: ICPMS2		MS Run #.....: 9293041	MDL.....: 0.0024	
Chromium	**46.6 J**	**0.32**	**mg/kg**	**SW846 6020**	**10/20-10/23/09**	**LLXM81AM**
		Dilution Factor: 0.5		Analysis Time..: 20:12	Analyst ID.....: 400149	
		Instrument ID..: ICPMS2		MS Run #.....: 9293041	MDL.....: 0.0098	
Copper	**80.5**	**0.32**	**mg/kg**	**SW846 6020**	**10/20-10/23/09**	**LLXM81AN**
		Dilution Factor: 0.5		Analysis Time..: 20:12	Analyst ID.....: 400149	
		Instrument ID..: ICPMS2		MS Run #.....: 9293041	MDL.....: 0.053	

(Continued on next page)

Tetra Tech NUS, Inc

Client Sample ID: SD-09-SS

TOTAL Metals

Lot-Sample #...: C9J020291-039 Matrix.....: SOLID

PARAMETER	RESULT	REPORTING LIMIT	UNITS	METHOD	PREPARATION-ANALYSIS DATE	WORK ORDER #
Molybdenum	2.2	0.81	mg/kg	SW846 6020	10/20-10/23/09	LLXM81AP
		Dilution Factor: 0.5		Analysis Time..: 20:12	Analyst ID.....: 400149	
		Instrument ID..: ICPMS2		MS Run #.....: 9293041	MDL.....: 0.034	
Nickel	28.5	0.16	mg/kg	SW846 6020	10/20-10/23/09	LLXM81AQ
		Dilution Factor: 0.5		Analysis Time..: 20:12	Analyst ID.....: 400149	
		Instrument ID..: ICPMS2		MS Run #.....: 9293041	MDL.....: 0.018	
Lead	85.1	0.16	mg/kg	SW846 6020	10/20-10/23/09	LLXM81AR
		Dilution Factor: 0.5		Analysis Time..: 20:12	Analyst ID.....: 400149	
		Instrument ID..: ICPMS2		MS Run #.....: 9293041	MDL.....: 0.0061	
Antimony	0.35	0.32	mg/kg	SW846 6020	10/20-10/23/09	LLXM81AT
		Dilution Factor: 0.5		Analysis Time..: 20:12	Analyst ID.....: 400149	
		Instrument ID..: ICPMS2		MS Run #.....: 9293041	MDL.....: 0.0042	
Selenium	1.4	0.81	mg/kg	SW846 6020	10/20-10/23/09	LLXM81AU
		Dilution Factor: 0.5		Analysis Time..: 20:12	Analyst ID.....: 400149	
		Instrument ID..: ICPMS2		MS Run #.....: 9293041	MDL.....: 0.081	
Thallium	0.12 B	0.16	mg/kg	SW846 6020	10/20-10/23/09	LLXM81AV
		Dilution Factor: 0.5		Analysis Time..: 20:12	Analyst ID.....: 400149	
		Instrument ID..: ICPMS2		MS Run #.....: 9293041	MDL.....: 0.0032	
Vanadium	38.2 J	0.16	mg/kg	SW846 6020	10/20-10/23/09	LLXM81AW
		Dilution Factor: 0.5		Analysis Time..: 20:12	Analyst ID.....: 400149	
		Instrument ID..: ICPMS2		MS Run #.....: 9293041	MDL.....: 0.013	
Zinc	223	0.81	mg/kg	SW846 6020	10/20-10/23/09	LLXM81AX
		Dilution Factor: 0.5		Analysis Time..: 20:12	Analyst ID.....: 400149	
		Instrument ID..: ICPMS2		MS Run #.....: 9293041	MDL.....: 0.10	

NOTE(S):

Results and reporting limits have been adjusted for dry weight.

J Method blank contamination. The associated method blank contains the target analyte at a reportable level.

B Estimated result. Result is less than RL.

Tetra Tech NUS, Inc

Client Sample ID: SD-10-01

TOTAL Metals

Lot-Sample #...: C9J020291-025
Date Sampled...: 09/30/09 Date Received..: 10/02/09 Matrix.....: SOLID
% Moisture.....: 52

PARAMETER	RESULT	REPORTING LIMIT	UNITS	METHOD	PREPARATION-ANALYSIS DATE	WORK ORDER #
Prep Batch #...: 9293020						
Mercury	**0.049**	**0.034**	**mg/kg**	**SW846 7471A**	**10/20/09**	**LLXMH1A0**
		Dilution Factor: 0.5		Analysis Time..: 08:35	Analyst ID.....: 031043	
		Instrument ID..: HGHYDRA		MS Run #.....: 9293011	MDL.....: 0.011	
Prep Batch #...: 9293088						
Silver	**0.048 B**	**0.10**	**mg/kg**	**SW846 6020**	**10/20-10/23/09**	**LLXMH1AF**
		Dilution Factor: 0.5		Analysis Time..: 18:59	Analyst ID.....: 400149	
		Instrument ID..: ICPMS2		MS Run #.....: 9293041	MDL.....: 0.0041	
Arsenic	**3.0**	**0.10**	**mg/kg**	**SW846 6020**	**10/20-10/23/09**	**LLXMH1AG**
		Dilution Factor: 0.5		Analysis Time..: 18:59	Analyst ID.....: 400149	
		Instrument ID..: ICPMS2		MS Run #.....: 9293041	MDL.....: 0.019	
Barium	**12.0**	**1.0**	**mg/kg**	**SW846 6020**	**10/20-10/23/09**	**LLXMH1AH**
		Dilution Factor: 0.5		Analysis Time..: 18:59	Analyst ID.....: 400149	
		Instrument ID..: ICPMS2		MS Run #.....: 9293041	MDL.....: 0.011	
Beryllium	**0.53**	**0.10**	**mg/kg**	**SW846 6020**	**10/20-10/23/09**	**LLXMH1AJ**
		Dilution Factor: 0.5		Analysis Time..: 18:59	Analyst ID.....: 400149	
		Instrument ID..: ICPMS2		MS Run #.....: 9293041	MDL.....: 0.0078	
Cadmium	**0.23**	**0.10**	**mg/kg**	**SW846 6020**	**10/20-10/23/09**	**LLXMH1AK**
		Dilution Factor: 0.5		Analysis Time..: 18:59	Analyst ID.....: 400149	
		Instrument ID..: ICPMS2		MS Run #.....: 9293041	MDL.....: 0.0073	
Cobalt	**6.2**	**0.052**	**mg/kg**	**SW846 6020**	**10/20-10/23/09**	**LLXMH1AL**
		Dilution Factor: 0.5		Analysis Time..: 18:59	Analyst ID.....: 400149	
		Instrument ID..: ICPMS2		MS Run #.....: 9293041	MDL.....: 0.0016	
Chromium	**11.7 J**	**0.21**	**mg/kg**	**SW846 6020**	**10/20-10/23/09**	**LLXMH1AM**
		Dilution Factor: 0.5		Analysis Time..: 18:59	Analyst ID.....: 400149	
		Instrument ID..: ICPMS2		MS Run #.....: 9293041	MDL.....: 0.0063	
Copper	**11.7**	**0.21**	**mg/kg**	**SW846 6020**	**10/20-10/23/09**	**LLXMH1AN**
		Dilution Factor: 0.5		Analysis Time..: 18:59	Analyst ID.....: 400149	
		Instrument ID..: ICPMS2		MS Run #.....: 9293041	MDL.....: 0.034	

(Continued on next page)

Tetra Tech NUS, Inc

Client Sample ID: SD-10-01

TOTAL Metals

Lot-Sample #...: C9J020291-025

Matrix.....: SOLID

PARAMETER	RESULT	REPORTING LIMIT	UNITS	METHOD	PREPARATION-ANALYSIS DATE	WORK ORDER #
Molybdenum	2.3	0.52	mg/kg	SW846 6020	10/20-10/23/09	LLXMH1AP
		Dilution Factor: 0.5		Analysis Time..: 18:59	Analyst ID.....: 400149	
		Instrument ID..: ICPMS2		MS Run #.....: 9293041	MDL.....: 0.022	
Nickel	8.2	0.10	mg/kg	SW846 6020	10/20-10/23/09	LLXMH1AQ
		Dilution Factor: 0.5		Analysis Time..: 18:59	Analyst ID.....: 400149	
		Instrument ID..: ICPMS2		MS Run #.....: 9293041	MDL.....: 0.012	
Lead	11.6	0.10	mg/kg	SW846 6020	10/20-10/23/09	LLXMH1AR
		Dilution Factor: 0.5		Analysis Time..: 18:59	Analyst ID.....: 400149	
		Instrument ID..: ICPMS2		MS Run #.....: 9293041	MDL.....: 0.0039	
Antimony	0.10 B	0.21	mg/kg	SW846 6020	10/20-10/23/09	LLXMH1AT
		Dilution Factor: 0.5		Analysis Time..: 18:59	Analyst ID.....: 400149	
		Instrument ID..: ICPMS2		MS Run #.....: 9293041	MDL.....: 0.0027	
Selenium	0.73	0.52	mg/kg	SW846 6020	10/20-10/23/09	LLXMH1AU
		Dilution Factor: 0.5		Analysis Time..: 18:59	Analyst ID.....: 400149	
		Instrument ID..: ICPMS2		MS Run #.....: 9293041	MDL.....: 0.052	
Thallium	0.083 B	0.10	mg/kg	SW846 6020	10/20-10/23/09	LLXMH1AV
		Dilution Factor: 0.5		Analysis Time..: 18:59	Analyst ID.....: 400149	
		Instrument ID..: ICPMS2		MS Run #.....: 9293041	MDL.....: 0.0021	
Vanadium	14.0 J	0.10	mg/kg	SW846 6020	10/20-10/23/09	LLXMH1AW
		Dilution Factor: 0.5		Analysis Time..: 18:59	Analyst ID.....: 400149	
		Instrument ID..: ICPMS2		MS Run #.....: 9293041	MDL.....: 0.0082	
Zinc	27.9	0.52	mg/kg	SW846 6020	10/20-10/23/09	LLXMH1AX
		Dilution Factor: 0.5		Analysis Time..: 18:59	Analyst ID.....: 400149	
		Instrument ID..: ICPMS2		MS Run #.....: 9293041	MDL.....: 0.067	

NOTE(S):

Results and reporting limits have been adjusted for dry weight.

B Estimated result. Result is less than RL.

J Method blank contamination. The associated method blank contains the target analyte at a reportable level.

Tetra Tech NUS, Inc

Client Sample ID: SD-10-02

TOTAL Metals

Lot-Sample #...: C9J020291-026
Date Sampled...: 09/30/09 Date Received..: 10/02/09 Matrix.....: SOLID
% Moisture.....: 68

PARAMETER	RESULT	REPORTING LIMIT	UNITS	METHOD	PREPARATION-ANALYSIS DATE	WORK ORDER #
Prep Batch #...: 9293020						
Mercury	**0.038 B**	**0.052**	**mg/kg**	**SW846 7471A**	**10/20/09**	**LLXMJ1A0**
		Dilution Factor: 0.5		Analysis Time..: 08:37	Analyst ID.....: 031043	
		Instrument ID..: HGHYDRA		MS Run #.....: 9293011	MDL.....: 0.017	
Prep Batch #...: 9293088						
Silver	**0.078 B**	**0.16**	**mg/kg**	**SW846 6020**	**10/20-10/23/09**	**LLXMJ1AF**
		Dilution Factor: 0.5		Analysis Time..: 19:03	Analyst ID.....: 400149	
		Instrument ID..: ICPMS2		MS Run #.....: 9293041	MDL.....: 0.0061	
Arsenic	**3.4**	**0.16**	**mg/kg**	**SW846 6020**	**10/20-10/23/09**	**LLXMJ1AG**
		Dilution Factor: 0.5		Analysis Time..: 19:03	Analyst ID.....: 400149	
		Instrument ID..: ICPMS2		MS Run #.....: 9293041	MDL.....: 0.028	
Barium	**10.0**	**1.6**	**mg/kg**	**SW846 6020**	**10/20-10/23/09**	**LLXMJ1AH**
		Dilution Factor: 0.5		Analysis Time..: 19:03	Analyst ID.....: 400149	
		Instrument ID..: ICPMS2		MS Run #.....: 9293041	MDL.....: 0.017	
Beryllium	**0.81**	**0.16**	**mg/kg**	**SW846 6020**	**10/20-10/23/09**	**LLXMJ1AJ**
		Dilution Factor: 0.5		Analysis Time..: 19:03	Analyst ID.....: 400149	
		Instrument ID..: ICPMS2		MS Run #.....: 9293041	MDL.....: 0.012	
Cadmium	**0.43**	**0.16**	**mg/kg**	**SW846 6020**	**10/20-10/23/09**	**LLXMJ1AK**
		Dilution Factor: 0.5		Analysis Time..: 19:03	Analyst ID.....: 400149	
		Instrument ID..: ICPMS2		MS Run #.....: 9293041	MDL.....: 0.011	
Cobalt	**12.0**	**0.078**	**mg/kg**	**SW846 6020**	**10/20-10/23/09**	**LLXMJ1AL**
		Dilution Factor: 0.5		Analysis Time..: 19:03	Analyst ID.....: 400149	
		Instrument ID..: ICPMS2		MS Run #.....: 9293041	MDL.....: 0.0024	
Chromium	**13.5 J**	**0.31**	**mg/kg**	**SW846 6020**	**10/20-10/23/09**	**LLXMJ1AM**
		Dilution Factor: 0.5		Analysis Time..: 19:03	Analyst ID.....: 400149	
		Instrument ID..: ICPMS2		MS Run #.....: 9293041	MDL.....: 0.0096	
Copper	**16.4**	**0.31**	**mg/kg**	**SW846 6020**	**10/20-10/23/09**	**LLXMJ1AN**
		Dilution Factor: 0.5		Analysis Time..: 19:03	Analyst ID.....: 400149	
		Instrument ID..: ICPMS2		MS Run #.....: 9293041	MDL.....: 0.052	

(Continued on next page)

Tetra Tech NUS, Inc

Client Sample ID: SD-10-02

TOTAL Metals

Lot-Sample #...: C9J020291-026 Matrix.....: SOLID

PARAMETER	RESULT	REPORTING LIMIT	UNITS	METHOD	PREPARATION-ANALYSIS DATE	WORK ORDER #
Molybdenum	3.3	0.78	mg/kg	SW846 6020	10/20-10/23/09	LLXMJ1AP
		Dilution Factor: 0.5		Analysis Time..: 19:03	Analyst ID.....: 400149	
		Instrument ID..: ICPMS2		MS Run #.....: 9293041	MDL.....: 0.033	
Nickel	11.3	0.16	mg/kg	SW846 6020	10/20-10/23/09	LLXMJ1AQ
		Dilution Factor: 0.5		Analysis Time..: 19:03	Analyst ID.....: 400149	
		Instrument ID..: ICPMS2		MS Run #.....: 9293041	MDL.....: 0.018	
Lead	11.3	0.16	mg/kg	SW846 6020	10/20-10/23/09	LLXMJ1AR
		Dilution Factor: 0.5		Analysis Time..: 19:03	Analyst ID.....: 400149	
		Instrument ID..: ICPMS2		MS Run #.....: 9293041	MDL.....: 0.0060	
Antimony	0.094 B	0.31	mg/kg	SW846 6020	10/20-10/23/09	LLXMJ1AT
		Dilution Factor: 0.5		Analysis Time..: 19:03	Analyst ID.....: 400149	
		Instrument ID..: ICPMS2		MS Run #.....: 9293041	MDL.....: 0.0041	
Selenium	1.0	0.78	mg/kg	SW846 6020	10/20-10/23/09	LLXMJ1AU
		Dilution Factor: 0.5		Analysis Time..: 19:03	Analyst ID.....: 400149	
		Instrument ID..: ICPMS2		MS Run #.....: 9293041	MDL.....: 0.079	
Thallium	0.073 B	0.16	mg/kg	SW846 6020	10/20-10/23/09	LLXMJ1AV
		Dilution Factor: 0.5		Analysis Time..: 19:03	Analyst ID.....: 400149	
		Instrument ID..: ICPMS2		MS Run #.....: 9293041	MDL.....: 0.0031	
Vanadium	17.9 J	0.16	mg/kg	SW846 6020	10/20-10/23/09	LLXMJ1AW
		Dilution Factor: 0.5		Analysis Time..: 19:03	Analyst ID.....: 400149	
		Instrument ID..: ICPMS2		MS Run #.....: 9293041	MDL.....: 0.012	
Zinc	44.3	0.78	mg/kg	SW846 6020	10/20-10/23/09	LLXMJ1AX
		Dilution Factor: 0.5		Analysis Time..: 19:03	Analyst ID.....: 400149	
		Instrument ID..: ICPMS2		MS Run #.....: 9293041	MDL.....: 0.10	

NOTE(S):

Results and reporting limits have been adjusted for dry weight.

B Estimated result. Result is less than RL.

J Method blank contamination. The associated method blank contains the target analyte at a reportable level.

Tetra Tech NUS, Inc

Client Sample ID: SD-10-SS

TOTAL Metals

Lot-Sample #...: C9J020291-024 Matrix.....: SOLID
Date Sampled...: 09/30/09 Date Received..: 10/02/09
% Moisture.....: 63

PARAMETER	RESULT	REPORTING LIMIT	UNITS	METHOD	PREPARATION-ANALYSIS DATE	WORK ORDER #
Prep Batch #...: 9293020						
Mercury	**0.17**	**0.045**	**mg/kg**	**SW846 7471A**	**10/20/09**	**LLXMG1A0**
		Dilution Factor: 0.5		Analysis Time..: 08:34	Analyst ID.....: 031043	
		Instrument ID..: HGHYDRA		MS Run #.....: 9293011	MDL.....: 0.015	
Prep Batch #...: 9293088						
Silver	**0.34**	**0.14**	**mg/kg**	**SW846 6020**	**10/20-10/23/09**	**LLXMG1AF**
		Dilution Factor: 0.5		Analysis Time..: 18:54	Analyst ID.....: 400149	
		Instrument ID..: ICPMS2		MS Run #.....: 9293041	MDL.....: 0.0053	
Arsenic	**6.8**	**0.14**	**mg/kg**	**SW846 6020**	**10/20-10/23/09**	**LLXMG1AG**
		Dilution Factor: 0.5		Analysis Time..: 18:54	Analyst ID.....: 400149	
		Instrument ID..: ICPMS2		MS Run #.....: 9293041	MDL.....: 0.025	
Barium	**13.6**	**1.4**	**mg/kg**	**SW846 6020**	**10/20-10/23/09**	**LLXMG1AH**
		Dilution Factor: 0.5		Analysis Time..: 18:54	Analyst ID.....: 400149	
		Instrument ID..: ICPMS2		MS Run #.....: 9293041	MDL.....: 0.015	
Beryllium	**1.4**	**0.14**	**mg/kg**	**SW846 6020**	**10/20-10/23/09**	**LLXMG1AJ**
		Dilution Factor: 0.5		Analysis Time..: 18:54	Analyst ID.....: 400149	
		Instrument ID..: ICPMS2		MS Run #.....: 9293041	MDL.....: 0.010	
Cadmium	**2.0**	**0.14**	**mg/kg**	**SW846 6020**	**10/20-10/23/09**	**LLXMG1AK**
		Dilution Factor: 0.5		Analysis Time..: 18:54	Analyst ID.....: 400149	
		Instrument ID..: ICPMS2		MS Run #.....: 9293041	MDL.....: 0.0096	
Cobalt	**16.0**	**0.068**	**mg/kg**	**SW846 6020**	**10/20-10/23/09**	**LLXMG1AL**
		Dilution Factor: 0.5		Analysis Time..: 18:54	Analyst ID.....: 400149	
		Instrument ID..: ICPMS2		MS Run #.....: 9293041	MDL.....: 0.0021	
Chromium	**29.0 J**	**0.27**	**mg/kg**	**SW846 6020**	**10/20-10/23/09**	**LLXMG1AM**
		Dilution Factor: 0.5		Analysis Time..: 18:54	Analyst ID.....: 400149	
		Instrument ID..: ICPMS2		MS Run #.....: 9293041	MDL.....: 0.0083	
Copper	**56.3**	**0.27**	**mg/kg**	**SW846 6020**	**10/20-10/23/09**	**LLXMG1AN**
		Dilution Factor: 0.5		Analysis Time..: 18:54	Analyst ID.....: 400149	
		Instrument ID..: ICPMS2		MS Run #.....: 9293041	MDL.....: 0.045	

(Continued on next page)

Tetra Tech NUS, Inc

Client Sample ID: SD-10-SS

TOTAL Metals

Lot-Sample #...: C9J020291-024 Matrix.....: SOLID

PARAMETER	RESULT	REPORTING LIMIT	UNITS	METHOD	PREPARATION-ANALYSIS DATE	WORK ORDER #
Molybdenum	1.6	0.68	mg/kg	SW846 6020	10/20-10/23/09	LLXMG1AP
		Dilution Factor: 0.5		Analysis Time..: 18:54	Analyst ID.....: 400149	
		Instrument ID..: ICPMS2		MS Run #.....: 9293041	MDL.....: 0.028	
Nickel	23.8	0.14	mg/kg	SW846 6020	10/20-10/23/09	LLXMG1AQ
		Dilution Factor: 0.5		Analysis Time..: 18:54	Analyst ID.....: 400149	
		Instrument ID..: ICPMS2		MS Run #.....: 9293041	MDL.....: 0.015	
Lead	41.4	0.14	mg/kg	SW846 6020	10/20-10/23/09	LLXMG1AR
		Dilution Factor: 0.5		Analysis Time..: 18:54	Analyst ID.....: 400149	
		Instrument ID..: ICPMS2		MS Run #.....: 9293041	MDL.....: 0.0052	
Antimony	0.39	0.27	mg/kg	SW846 6020	10/20-10/23/09	LLXMG1AT
		Dilution Factor: 0.5		Analysis Time..: 18:54	Analyst ID.....: 400149	
		Instrument ID..: ICPMS2		MS Run #.....: 9293041	MDL.....: 0.0036	
Selenium	1.5	0.68	mg/kg	SW846 6020	10/20-10/23/09	LLXMG1AU
		Dilution Factor: 0.5		Analysis Time..: 18:54	Analyst ID.....: 400149	
		Instrument ID..: ICPMS2		MS Run #.....: 9293041	MDL.....: 0.069	
Thallium	0.10 B	0.14	mg/kg	SW846 6020	10/20-10/23/09	LLXMG1AV
		Dilution Factor: 0.5		Analysis Time..: 18:54	Analyst ID.....: 400149	
		Instrument ID..: ICPMS2		MS Run #.....: 9293041	MDL.....: 0.0027	
Vanadium	20.4 J	0.14	mg/kg	SW846 6020	10/20-10/23/09	LLXMG1AW
		Dilution Factor: 0.5		Analysis Time..: 18:54	Analyst ID.....: 400149	
		Instrument ID..: ICPMS2		MS Run #.....: 9293041	MDL.....: 0.011	
Zinc	168	0.68	mg/kg	SW846 6020	10/20-10/23/09	LLXMG1AX
		Dilution Factor: 0.5		Analysis Time..: 18:54	Analyst ID.....: 400149	
		Instrument ID..: ICPMS2		MS Run #.....: 9293041	MDL.....: 0.089	

NOTE(S):

Results and reporting limits have been adjusted for dry weight.

J Method blank contamination. The associated method blank contains the target analyte at a reportable level.

B Estimated result. Result is less than RL.

Tetra Tech NUS, Inc

Client Sample ID: SD-11-01

TOTAL Metals

Lot-Sample #...: C9J020291-034 Matrix.....: SOLID
Date Sampled...: 10/01/09 Date Received..: 10/02/09
% Moisture.....: 66

PARAMETER	RESULT	REPORTING LIMIT	UNITS	METHOD	PREPARATION-ANALYSIS DATE	WORK ORDER #
Prep Batch #...: 9293020						
Mercury	**0.26**	**0.048**	**mg/kg**	**SW846 7471A**	**10/20/09**	**LLXM21A0**
		Dilution Factor: 0.5		Analysis Time..: 08:54	Analyst ID.....: 031043	
		Instrument ID..: HGHYDRA		MS Run #.....: 9293011	MDL.....: 0.016	
Prep Batch #...: 9293088						
Silver	**0.24**	**0.15**	**mg/kg**	**SW846 6020**	**10/20-10/23/09**	**LLXM21AF**
		Dilution Factor: 0.5		Analysis Time..: 19:51	Analyst ID.....: 400149	
		Instrument ID..: ICPMS2		MS Run #.....: 9293041	MDL.....: 0.0057	
Arsenic	**11.4**	**0.15**	**mg/kg**	**SW846 6020**	**10/20-10/23/09**	**LLXM21AG**
		Dilution Factor: 0.5		Analysis Time..: 19:51	Analyst ID.....: 400149	
		Instrument ID..: ICPMS2		MS Run #.....: 9293041	MDL.....: 0.027	
Barium	**36.1**	**1.5**	**mg/kg**	**SW846 6020**	**10/20-10/23/09**	**LLXM21AH**
		Dilution Factor: 0.5		Analysis Time..: 19:51	Analyst ID.....: 400149	
		Instrument ID..: ICPMS2		MS Run #.....: 9293041	MDL.....: 0.016	
Beryllium	**1.7**	**0.15**	**mg/kg**	**SW846 6020**	**10/20-10/23/09**	**LLXM21AJ**
		Dilution Factor: 0.5		Analysis Time..: 19:51	Analyst ID.....: 400149	
		Instrument ID..: ICPMS2		MS Run #.....: 9293041	MDL.....: 0.011	
Cadmium	**1.3**	**0.15**	**mg/kg**	**SW846 6020**	**10/20-10/23/09**	**LLXM21AK**
		Dilution Factor: 0.5		Analysis Time..: 19:51	Analyst ID.....: 400149	
		Instrument ID..: ICPMS2		MS Run #.....: 9293041	MDL.....: 0.010	
Cobalt	**21.2**	**0.073**	**mg/kg**	**SW846 6020**	**10/20-10/23/09**	**LLXM21AL**
		Dilution Factor: 0.5		Analysis Time..: 19:51	Analyst ID.....: 400149	
		Instrument ID..: ICPMS2		MS Run #.....: 9293041	MDL.....: 0.0022	
Chromium	**33.5 J**	**0.29**	**mg/kg**	**SW846 6020**	**10/20-10/23/09**	**LLXM21AM**
		Dilution Factor: 0.5		Analysis Time..: 19:51	Analyst ID.....: 400149	
		Instrument ID..: ICPMS2		MS Run #.....: 9293041	MDL.....: 0.0090	
Copper	**43.1**	**0.29**	**mg/kg**	**SW846 6020**	**10/20-10/23/09**	**LLXM21AN**
		Dilution Factor: 0.5		Analysis Time..: 19:51	Analyst ID.....: 400149	
		Instrument ID..: ICPMS2		MS Run #.....: 9293041	MDL.....: 0.048	

(Continued on next page)

Tetra Tech NUS, Inc

Client Sample ID: SD-11-01

TOTAL Metals

Lot-Sample #...: C9J020291-034 Matrix.....: SOLID

PARAMETER	RESULT	REPORTING LIMIT	UNITS	METHOD	PREPARATION-ANALYSIS DATE	WORK ORDER #
Molybdenum	2.1	0.73	mg/kg	SW846 6020	10/20-10/23/09	LLXM21AP
		Dilution Factor: 0.5		Analysis Time..: 19:51	Analyst ID.....: 400149	
		Instrument ID..: ICPMS2		MS Run #.....: 9293041	MDL.....: 0.031	
Nickel	33.4	0.15	mg/kg	SW846 6020	10/20-10/23/09	LLXM21AQ
		Dilution Factor: 0.5		Analysis Time..: 19:51	Analyst ID.....: 400149	
		Instrument ID..: ICPMS2		MS Run #.....: 9293041	MDL.....: 0.017	
Lead	64.6	0.15	mg/kg	SW846 6020	10/20-10/23/09	LLXM21AR
		Dilution Factor: 0.5		Analysis Time..: 19:51	Analyst ID.....: 400149	
		Instrument ID..: ICPMS2		MS Run #.....: 9293041	MDL.....: 0.0056	
Antimony	0.48	0.29	mg/kg	SW846 6020	10/20-10/23/09	LLXM21AT
		Dilution Factor: 0.5		Analysis Time..: 19:51	Analyst ID.....: 400149	
		Instrument ID..: ICPMS2		MS Run #.....: 9293041	MDL.....: 0.0038	
Selenium	1.9	0.73	mg/kg	SW846 6020	10/20-10/23/09	LLXM21AU
		Dilution Factor: 0.5		Analysis Time..: 19:51	Analyst ID.....: 400149	
		Instrument ID..: ICPMS2		MS Run #.....: 9293041	MDL.....: 0.074	
Thallium	0.20	0.15	mg/kg	SW846 6020	10/20-10/23/09	LLXM21AV
		Dilution Factor: 0.5		Analysis Time..: 19:51	Analyst ID.....: 400149	
		Instrument ID..: ICPMS2		MS Run #.....: 9293041	MDL.....: 0.0029	
Vanadium	33.7 J	0.15	mg/kg	SW846 6020	10/20-10/23/09	LLXM21AW
		Dilution Factor: 0.5		Analysis Time..: 19:51	Analyst ID.....: 400149	
		Instrument ID..: ICPMS2		MS Run #.....: 9293041	MDL.....: 0.012	
Zinc	152	0.73	mg/kg	SW846 6020	10/20-10/23/09	LLXM21AX
		Dilution Factor: 0.5		Analysis Time..: 19:51	Analyst ID.....: 400149	
		Instrument ID..: ICPMS2		MS Run #.....: 9293041	MDL.....: 0.095	

NOTE(S):

Results and reporting limits have been adjusted for dry weight.

J Method blank contamination. The associated method blank contains the target analyte at a reportable level.

Tetra Tech NUS, Inc

Client Sample ID: SD-11-02

TOTAL Metals

Lot-Sample #...: C9J020291-035 Matrix.....: SOLID
Date Sampled...: 10/01/09 Date Received..: 10/02/09
% Moisture.....: 59

PARAMETER	RESULT	REPORTING LIMIT	UNITS	METHOD	PREPARATION-ANALYSIS DATE	WORK ORDER #
Prep Batch #...: 9293020						
Mercury	**0.037 B**	**0.040**	**mg/kg**	**SW846 7471A**	**10/20/09**	**LLXM31A0**
		Dilution Factor: 0.5		Analysis Time..: 08:55	Analyst ID.....: 031043	
		Instrument ID..: HGHYDRA		MS Run #.....: 9293011	MDL.....: 0.013	
Prep Batch #...: 9293088						
Silver	**0.056 B**	**0.12**	**mg/kg**	**SW846 6020**	**10/20-10/23/09**	**LLXM31AF**
		Dilution Factor: 0.5		Analysis Time..: 19:55	Analyst ID.....: 400149	
		Instrument ID..: ICPMS2		MS Run #.....: 9293041	MDL.....: 0.0048	
Arsenic	**7.5**	**0.12**	**mg/kg**	**SW846 6020**	**10/20-10/23/09**	**LLXM31AG**
		Dilution Factor: 0.5		Analysis Time..: 19:55	Analyst ID.....: 400149	
		Instrument ID..: ICPMS2		MS Run #.....: 9293041	MDL.....: 0.022	
Barium	**20.2**	**1.2**	**mg/kg**	**SW846 6020**	**10/20-10/23/09**	**LLXM31AH**
		Dilution Factor: 0.5		Analysis Time..: 19:55	Analyst ID.....: 400149	
		Instrument ID..: ICPMS2		MS Run #.....: 9293041	MDL.....: 0.013	
Beryllium	**0.99**	**0.12**	**mg/kg**	**SW846 6020**	**10/20-10/23/09**	**LLXM31AJ**
		Dilution Factor: 0.5		Analysis Time..: 19:55	Analyst ID.....: 400149	
		Instrument ID..: ICPMS2		MS Run #.....: 9293041	MDL.....: 0.0092	
Cadmium	**0.26**	**0.12**	**mg/kg**	**SW846 6020**	**10/20-10/23/09**	**LLXM31AK**
		Dilution Factor: 0.5		Analysis Time..: 19:55	Analyst ID.....: 400149	
		Instrument ID..: ICPMS2		MS Run #.....: 9293041	MDL.....: 0.0085	
Cobalt	**10.3**	**0.061**	**mg/kg**	**SW846 6020**	**10/20-10/23/09**	**LLXM31AL**
		Dilution Factor: 0.5		Analysis Time..: 19:55	Analyst ID.....: 400149	
		Instrument ID..: ICPMS2		MS Run #.....: 9293041	MDL.....: 0.0018	
Chromium	**19.3 J**	**0.24**	**mg/kg**	**SW846 6020**	**10/20-10/23/09**	**LLXM31AM**
		Dilution Factor: 0.5		Analysis Time..: 19:55	Analyst ID.....: 400149	
		Instrument ID..: ICPMS2		MS Run #.....: 9293041	MDL.....: 0.0074	
Copper	**12.8**	**0.24**	**mg/kg**	**SW846 6020**	**10/20-10/23/09**	**LLXM31AN**
		Dilution Factor: 0.5		Analysis Time..: 19:55	Analyst ID.....: 400149	
		Instrument ID..: ICPMS2		MS Run #.....: 9293041	MDL.....: 0.040	

(Continued on next page)

Tetra Tech NUS, Inc

Client Sample ID: SD-11-02

TOTAL Metals

Lot-Sample #...: C9J020291-035 Matrix.....: SOLID

PARAMETER	RESULT	REPORTING LIMIT	UNITS	METHOD	PREPARATION-ANALYSIS DATE	WORK ORDER #
Molybdenum	2.0	0.61	mg/kg	SW846 6020	10/20-10/23/09	LLXM31AP
		Dilution Factor: 0.5		Analysis Time..: 19:55	Analyst ID.....: 400149	
		Instrument ID..: ICPMS2		MS Run #.....: 9293041	MDL.....: 0.025	
Nickel	13.4	0.12	mg/kg	SW846 6020	10/20-10/23/09	LLXM31AQ
		Dilution Factor: 0.5		Analysis Time..: 19:55	Analyst ID.....: 400149	
		Instrument ID..: ICPMS2		MS Run #.....: 9293041	MDL.....: 0.014	
Lead	13.8	0.12	mg/kg	SW846 6020	10/20-10/23/09	LLXM31AR
		Dilution Factor: 0.5		Analysis Time..: 19:55	Analyst ID.....: 400149	
		Instrument ID..: ICPMS2		MS Run #.....: 9293041	MDL.....: 0.0046	
Antimony	0.084 B	0.24	mg/kg	SW846 6020	10/20-10/23/09	LLXM31AT
		Dilution Factor: 0.5		Analysis Time..: 19:55	Analyst ID.....: 400149	
		Instrument ID..: ICPMS2		MS Run #.....: 9293041	MDL.....: 0.0032	
Selenium	0.71	0.61	mg/kg	SW846 6020	10/20-10/23/09	LLXM31AU
		Dilution Factor: 0.5		Analysis Time..: 19:55	Analyst ID.....: 400149	
		Instrument ID..: ICPMS2		MS Run #.....: 9293041	MDL.....: 0.061	
Thallium	0.091 B	0.12	mg/kg	SW846 6020	10/20-10/23/09	LLXM31AV
		Dilution Factor: 0.5		Analysis Time..: 19:55	Analyst ID.....: 400149	
		Instrument ID..: ICPMS2		MS Run #.....: 9293041	MDL.....: 0.0024	
Vanadium	28.8 J	0.12	mg/kg	SW846 6020	10/20-10/23/09	LLXM31AW
		Dilution Factor: 0.5		Analysis Time..: 19:55	Analyst ID.....: 400149	
		Instrument ID..: ICPMS2		MS Run #.....: 9293041	MDL.....: 0.0096	
Zinc	45.1	0.61	mg/kg	SW846 6020	10/20-10/23/09	LLXM31AX
		Dilution Factor: 0.5		Analysis Time..: 19:55	Analyst ID.....: 400149	
		Instrument ID..: ICPMS2		MS Run #.....: 9293041	MDL.....: 0.079	

NOTE(S):

Results and reporting limits have been adjusted for dry weight.

B Estimated result. Result is less than RL.

J Method blank contamination. The associated method blank contains the target analyte at a reportable level.

Tetra Tech NUS, Inc

Client Sample ID: SD-11-SS

TOTAL Metals

Lot-Sample #...: C9J020291-033 Matrix.....: SOLID
Date Sampled...: 10/01/09 Date Received..: 10/02/09
% Moisture.....: 70

PARAMETER	RESULT	REPORTING LIMIT	UNITS	METHOD	PREPARATION-ANALYSIS DATE	WORK ORDER #
Prep Batch #...: 9293020						
Mercury	0.43	0.054	mg/kg	SW846 7471A	10/20/09	LLXM01A0
		Dilution Factor: 0.5		Analysis Time..: 08:52	Analyst ID.....: 031043	
		Instrument ID..: HGHYDRA		MS Run #.....: 9293011	MDL.....: 0.018	
Prep Batch #...: 9293088						
Silver	1.0	0.16	mg/kg	SW846 6020	10/20-10/23/09	LLXM01AF
		Dilution Factor: 0.5		Analysis Time..: 19:33	Analyst ID.....: 400149	
		Instrument ID..: ICPMS2		MS Run #.....: 9293041	MDL.....: 0.0064	
Arsenic	13.3	0.16	mg/kg	SW846 6020	10/20-10/23/09	LLXM01AG
		Dilution Factor: 0.5		Analysis Time..: 19:33	Analyst ID.....: 400149	
		Instrument ID..: ICPMS2		MS Run #.....: 9293041	MDL.....: 0.030	
Barium	31.4	1.6	mg/kg	SW846 6020	10/20-10/23/09	LLXM01AH
		Dilution Factor: 0.5		Analysis Time..: 19:33	Analyst ID.....: 400149	
		Instrument ID..: ICPMS2		MS Run #.....: 9293041	MDL.....: 0.018	
Beryllium	1.9	0.16	mg/kg	SW846 6020	10/20-10/23/09	LLXM01AJ
		Dilution Factor: 0.5		Analysis Time..: 19:33	Analyst ID.....: 400149	
		Instrument ID..: ICPMS2		MS Run #.....: 9293041	MDL.....: 0.012	
Cadmium	3.4	0.16	mg/kg	SW846 6020	10/20-10/23/09	LLXM01AK
		Dilution Factor: 0.5		Analysis Time..: 19:33	Analyst ID.....: 400149	
		Instrument ID..: ICPMS2		MS Run #.....: 9293041	MDL.....: 0.012	
Cobalt	23.5	0.082	mg/kg	SW846 6020	10/20-10/23/09	LLXM01AL
		Dilution Factor: 0.5		Analysis Time..: 19:33	Analyst ID.....: 400149	
		Instrument ID..: ICPMS2		MS Run #.....: 9293041	MDL.....: 0.0025	
Chromium	65.5 J	0.33	mg/kg	SW846 6020	10/20-10/23/09	LLXM01AM
		Dilution Factor: 0.5		Analysis Time..: 19:33	Analyst ID.....: 400149	
		Instrument ID..: ICPMS2		MS Run #.....: 9293041	MDL.....: 0.010	
Copper	71.1	0.33	mg/kg	SW846 6020	10/20-10/23/09	LLXM01AN
		Dilution Factor: 0.5		Analysis Time..: 19:33	Analyst ID.....: 400149	
		Instrument ID..: ICPMS2		MS Run #.....: 9293041	MDL.....: 0.054	

(Continued on next page)

Tetra Tech NUS, Inc

Client Sample ID: SD-11-SS

TOTAL Metals

Lot-Sample #...: C9J020291-033 Matrix.....: SOLID

PARAMETER	RESULT	REPORTING LIMIT	UNITS	METHOD	PREPARATION-ANALYSIS DATE	WORK ORDER #
Molybdenum	3.2	0.82	mg/kg	SW846 6020	10/20-10/23/09	LLXM01AP
		Dilution Factor: 0.5		Analysis Time..: 19:33	Analyst ID.....: 400149	
		Instrument ID..: ICPMS2		MS Run #.....: 9293041	MDL.....: 0.034	
Nickel	37.9	0.16	mg/kg	SW846 6020	10/20-10/23/09	LLXM01AQ
		Dilution Factor: 0.5		Analysis Time..: 19:33	Analyst ID.....: 400149	
		Instrument ID..: ICPMS2		MS Run #.....: 9293041	MDL.....: 0.019	
Lead	114	0.16	mg/kg	SW846 6020	10/20-10/23/09	LLXM01AR
		Dilution Factor: 0.5		Analysis Time..: 19:33	Analyst ID.....: 400149	
		Instrument ID..: ICPMS2		MS Run #.....: 9293041	MDL.....: 0.0063	
Antimony	0.48	0.33	mg/kg	SW846 6020	10/20-10/23/09	LLXM01AT
		Dilution Factor: 0.5		Analysis Time..: 19:33	Analyst ID.....: 400149	
		Instrument ID..: ICPMS2		MS Run #.....: 9293041	MDL.....: 0.0043	
Selenium	1.8	0.82	mg/kg	SW846 6020	10/20-10/23/09	LLXM01AU
		Dilution Factor: 0.5		Analysis Time..: 19:33	Analyst ID.....: 400149	
		Instrument ID..: ICPMS2		MS Run #.....: 9293041	MDL.....: 0.083	
Thallium	0.15 B	0.16	mg/kg	SW846 6020	10/20-10/23/09	LLXM01AV
		Dilution Factor: 0.5		Analysis Time..: 19:33	Analyst ID.....: 400149	
		Instrument ID..: ICPMS2		MS Run #.....: 9293041	MDL.....: 0.0033	
Vanadium	44.8 J	0.16	mg/kg	SW846 6020	10/20-10/23/09	LLXM01AW
		Dilution Factor: 0.5		Analysis Time..: 19:33	Analyst ID.....: 400149	
		Instrument ID..: ICPMS2		MS Run #.....: 9293041	MDL.....: 0.013	
Zinc	277	0.82	mg/kg	SW846 6020	10/20-10/23/09	LLXM01AX
		Dilution Factor: 0.5		Analysis Time..: 19:33	Analyst ID.....: 400149	
		Instrument ID..: ICPMS2		MS Run #.....: 9293041	MDL.....: 0.11	

NOTE(S):

Results and reporting limits have been adjusted for dry weight.

J Method blank contamination. The associated method blank contains the target analyte at a reportable level.

B Estimated result. Result is less than RL.

Tetra Tech NUS, Inc

Client Sample ID: SD-12-01

TOTAL Metals

Lot-Sample #...: C9J020291-031 **Matrix.....:** SOLID
Date Sampled...: 09/30/09 **Date Received..:** 10/02/09
% Moisture.....: 22

PARAMETER	RESULT	REPORTING LIMIT	UNITS	METHOD	PREPARATION-ANALYSIS DATE	WORK ORDER #
Prep Batch #...: 9293020						
Mercury	ND	0.021	mg/kg	SW846 7471A	10/20/09	LLXMV1A0
		Dilution Factor: 0.5		Analysis Time..: 08:49	Analyst ID.....: 031043	
		Instrument ID..: HGHYDRA		MS Run #.....: 9293011	MDL.....: 0.0070	
Prep Batch #...: 9293088						
Silver	**0.0060 B**	**0.064**	**mg/kg**	**SW846 6020**	**10/20-10/23/09**	**LLXMV1AF**
		Dilution Factor: 0.5		Analysis Time..: 19:24	Analyst ID.....: 400149	
		Instrument ID..: ICPMS2		MS Run #.....: 9293041	MDL.....: 0.0025	
Arsenic	**2.6**	**0.064**	**mg/kg**	**SW846 6020**	**10/20-10/23/09**	**LLXMV1AG**
		Dilution Factor: 0.5		Analysis Time..: 19:24	Analyst ID.....: 400149	
		Instrument ID..: ICPMS2		MS Run #.....: 9293041	MDL.....: 0.012	
Barium	**4.3**	**0.64**	**mg/kg**	**SW846 6020**	**10/20-10/23/09**	**LLXMV1AH**
		Dilution Factor: 0.5		Analysis Time..: 19:24	Analyst ID.....: 400149	
		Instrument ID..: ICPMS2		MS Run #.....: 9293041	MDL.....: 0.0069	
Beryllium	**0.14**	**0.064**	**mg/kg**	**SW846 6020**	**10/20-10/23/09**	**LLXMV1AJ**
		Dilution Factor: 0.5		Analysis Time..: 19:24	Analyst ID.....: 400149	
		Instrument ID..: ICPMS2		MS Run #.....: 9293041	MDL.....: 0.0048	
Cadmium	**0.017 B**	**0.064**	**mg/kg**	**SW846 6020**	**10/20-10/23/09**	**LLXMV1AK**
		Dilution Factor: 0.5		Analysis Time..: 19:24	Analyst ID.....: 400149	
		Instrument ID..: ICPMS2		MS Run #.....: 9293041	MDL.....: 0.0045	
Cobalt	**1.7**	**0.032**	**mg/kg**	**SW846 6020**	**10/20-10/23/09**	**LLXMV1AL**
		Dilution Factor: 0.5		Analysis Time..: 19:24	Analyst ID.....: 400149	
		Instrument ID..: ICPMS2		MS Run #.....: 9293041	MDL.....: 0.00096	
Chromium	**4.5 J**	**0.13**	**mg/kg**	**SW846 6020**	**10/20-10/23/09**	**LLXMV1AM**
		Dilution Factor: 0.5		Analysis Time..: 19:24	Analyst ID.....: 400149	
		Instrument ID..: ICPMS2		MS Run #.....: 9293041	MDL.....: 0.0039	
Copper	**1.6**	**0.13**	**mg/kg**	**SW846 6020**	**10/20-10/23/09**	**LLXMV1AN**
		Dilution Factor: 0.5		Analysis Time..: 19:24	Analyst ID.....: 400149	
		Instrument ID..: ICPMS2		MS Run #.....: 9293041	MDL.....: 0.021	

(Continued on next page)

Tetra Tech NUS, Inc

Client Sample ID: SD-12-01

TOTAL Metals

Lot-Sample #...: C9J020291-031 Matrix.....: SOLID

PARAMETER	RESULT	REPORTING LIMIT	UNITS	METHOD	PREPARATION-ANALYSIS DATE	WORK ORDER #
Molybdenum	0.34	0.32	mg/kg	SW846 6020	10/20-10/23/09	LLXMV1AP
		Dilution Factor: 0.5		Analysis Time..: 19:24	Analyst ID.....: 400149	
		Instrument ID..: ICPMS2		MS Run #.....: 9293041	MDL.....: 0.013	
Nickel	1.6	0.064	mg/kg	SW846 6020	10/20-10/23/09	LLXMV1AQ
		Dilution Factor: 0.5		Analysis Time..: 19:24	Analyst ID.....: 400149	
		Instrument ID..: ICPMS2		MS Run #.....: 9293041	MDL.....: 0.0072	
Lead	2.8	0.064	mg/kg	SW846 6020	10/20-10/23/09	LLXMV1AR
		Dilution Factor: 0.5		Analysis Time..: 19:24	Analyst ID.....: 400149	
		Instrument ID..: ICPMS2		MS Run #.....: 9293041	MDL.....: 0.0024	
Antimony	0.064 B	0.13	mg/kg	SW846 6020	10/20-10/23/09	LLXMV1AT
		Dilution Factor: 0.5		Analysis Time..: 19:24	Analyst ID.....: 400149	
		Instrument ID..: ICPMS2		MS Run #.....: 9293041	MDL.....: 0.0017	
Selenium	0.11 B	0.32	mg/kg	SW846 6020	10/20-10/23/09	LLXMV1AU
		Dilution Factor: 0.5		Analysis Time..: 19:24	Analyst ID.....: 400149	
		Instrument ID..: ICPMS2		MS Run #.....: 9293041	MDL.....: 0.032	
Thallium	0.020 B	0.064	mg/kg	SW846 6020	10/20-10/23/09	LLXMV1AV
		Dilution Factor: 0.5		Analysis Time..: 19:24	Analyst ID.....: 400149	
		Instrument ID..: ICPMS2		MS Run #.....: 9293041	MDL.....: 0.0013	
Vanadium	8.4 J	0.064	mg/kg	SW846 6020	10/20-10/23/09	LLXMV1AW
		Dilution Factor: 0.5		Analysis Time..: 19:24	Analyst ID.....: 400149	
		Instrument ID..: ICPMS2		MS Run #.....: 9293041	MDL.....: 0.0051	
Zinc	4.8	0.32	mg/kg	SW846 6020	10/20-10/23/09	LLXMV1AX
		Dilution Factor: 0.5		Analysis Time..: 19:24	Analyst ID.....: 400149	
		Instrument ID..: ICPMS2		MS Run #.....: 9293041	MDL.....: 0.042	

NOTE(S):

Results and reporting limits have been adjusted for dry weight.

B Estimated result. Result is less than RL.

J Method blank contamination. The associated method blank contains the target analyte at a reportable level.

Tetra Tech NUS, Inc

Client Sample ID: SD-12-02

TOTAL Metals

Lot-Sample #...: C9J020291-032 Matrix.....: SOLID
Date Sampled...: 09/30/09 Date Received..: 10/02/09
% Moisture.....: 18

PARAMETER	RESULT	REPORTING LIMIT	UNITS	METHOD	PREPARATION-ANALYSIS DATE	WORK ORDER #
Prep Batch #...: 9293020						
Mercury	ND	0.020	mg/kg	SW846 7471A	10/20/09	LLXMX1A0
		Dilution Factor: 0.5		Analysis Time..: 08:50	Analyst ID.....: 031043	
		Instrument ID..: HGHYDRA		MS Run #.....: 9293011	MDL.....: 0.0067	
Prep Batch #...: 9293088						
Silver	ND	0.061	mg/kg	SW846 6020	10/20-10/23/09	LLXMX1AF
		Dilution Factor: 0.5		Analysis Time..: 19:28	Analyst ID.....: 400149	
		Instrument ID..: ICPMS2		MS Run #.....: 9293041	MDL.....: 0.0024	
Arsenic	**1.1**	**0.061**	**mg/kg**	**SW846 6020**	**10/20-10/23/09**	**LLXMX1AG**
		Dilution Factor: 0.5		Analysis Time..: 19:28	Analyst ID.....: 400149	
		Instrument ID..: ICPMS2		MS Run #.....: 9293041	MDL.....: 0.011	
Barium	**5.1**	**0.61**	**mg/kg**	**SW846 6020**	**10/20-10/23/09**	**LLXMX1AH**
		Dilution Factor: 0.5		Analysis Time..: 19:28	Analyst ID.....: 400149	
		Instrument ID..: ICPMS2		MS Run #.....: 9293041	MDL.....: 0.0066	
Beryllium	**0.085**	**0.061**	**mg/kg**	**SW846 6020**	**10/20-10/23/09**	**LLXMX1AJ**
		Dilution Factor: 0.5		Analysis Time..: 19:28	Analyst ID.....: 400149	
		Instrument ID..: ICPMS2		MS Run #.....: 9293041	MDL.....: 0.0046	
Cadmium	**0.010 B**	**0.061**	**mg/kg**	**SW846 6020**	**10/20-10/23/09**	**LLXMX1AK**
		Dilution Factor: 0.5		Analysis Time..: 19:28	Analyst ID.....: 400149	
		Instrument ID..: ICPMS2		MS Run #.....: 9293041	MDL.....: 0.0043	
Cobalt	**0.73**	**0.031**	**mg/kg**	**SW846 6020**	**10/20-10/23/09**	**LLXMX1AL**
		Dilution Factor: 0.5		Analysis Time..: 19:28	Analyst ID.....: 400149	
		Instrument ID..: ICPMS2		MS Run #.....: 9293041	MDL.....: 0.00092	
Chromium	**4.5 J**	**0.12**	**mg/kg**	**SW846 6020**	**10/20-10/23/09**	**LLXMX1AM**
		Dilution Factor: 0.5		Analysis Time..: 19:28	Analyst ID.....: 400149	
		Instrument ID..: ICPMS2		MS Run #.....: 9293041	MDL.....: 0.0037	
Copper	**2.0**	**0.12**	**mg/kg**	**SW846 6020**	**10/20-10/23/09**	**LLXMX1AN**
		Dilution Factor: 0.5		Analysis Time..: 19:28	Analyst ID.....: 400149	
		Instrument ID..: ICPMS2		MS Run #.....: 9293041	MDL.....: 0.020	

(Continued on next page)

Tetra Tech NUS, Inc

Client Sample ID: SD-12-02

TOTAL Metals

Lot-Sample #...: C9J020291-032 Matrix.....: SOLID

PARAMETER	RESULT	REPORTING LIMIT	UNITS	METHOD	PREPARATION-ANALYSIS DATE	WORK ORDER #
Molybdenum	0.23 B	0.31	mg/kg	SW846 6020	10/20-10/23/09	LLXMX1AP
		Dilution Factor: 0.5		Analysis Time..: 19:28	Analyst ID.....: 400149	
		Instrument ID..: ICPMS2		MS Run #.....: 9293041	MDL.....: 0.013	
Nickel	1.4	0.061	mg/kg	SW846 6020	10/20-10/23/09	LLXMX1AQ
		Dilution Factor: 0.5		Analysis Time..: 19:28	Analyst ID.....: 400149	
		Instrument ID..: ICPMS2		MS Run #.....: 9293041	MDL.....: 0.0069	
Lead	1.7	0.061	mg/kg	SW846 6020	10/20-10/23/09	LLXMX1AR
		Dilution Factor: 0.5		Analysis Time..: 19:28	Analyst ID.....: 400149	
		Instrument ID..: ICPMS2		MS Run #.....: 9293041	MDL.....: 0.0023	
Antimony	0.060 B	0.12	mg/kg	SW846 6020	10/20-10/23/09	LLXMX1AT
		Dilution Factor: 0.5		Analysis Time..: 19:28	Analyst ID.....: 400149	
		Instrument ID..: ICPMS2		MS Run #.....: 9293041	MDL.....: 0.0016	
Selenium	0.087 B	0.31	mg/kg	SW846 6020	10/20-10/23/09	LLXMX1AU
		Dilution Factor: 0.5		Analysis Time..: 19:28	Analyst ID.....: 400149	
		Instrument ID..: ICPMS2		MS Run #.....: 9293041	MDL.....: 0.031	
Thallium	0.016 B	0.061	mg/kg	SW846 6020	10/20-10/23/09	LLXMX1AV
		Dilution Factor: 0.5		Analysis Time..: 19:28	Analyst ID.....: 400149	
		Instrument ID..: ICPMS2		MS Run #.....: 9293041	MDL.....: 0.0012	
Vanadium	8.1 J	0.061	mg/kg	SW846 6020	10/20-10/23/09	LLXMX1AW
		Dilution Factor: 0.5		Analysis Time..: 19:28	Analyst ID.....: 400149	
		Instrument ID..: ICPMS2		MS Run #.....: 9293041	MDL.....: 0.0048	
Zinc	4.3	0.31	mg/kg	SW846 6020	10/20-10/23/09	LLXMX1AX
		Dilution Factor: 0.5		Analysis Time..: 19:28	Analyst ID.....: 400149	
		Instrument ID..: ICPMS2		MS Run #.....: 9293041	MDL.....: 0.040	

NOTE(S):

Results and reporting limits have been adjusted for dry weight.

B Estimated result. Result is less than RL.

J Method blank contamination. The associated method blank contains the target analyte at a reportable level.

Tetra Tech NUS, Inc

Client Sample ID: SD-12-SS

TOTAL Metals

Lot-Sample #...: C9J020291-030
Date Sampled...: 09/30/09 Date Received..: 10/02/09 Matrix.....: SOLID
% Moisture.....: 17

PARAMETER	RESULT	REPORTING LIMIT	UNITS	METHOD	PREPARATION-ANALYSIS DATE	WORK ORDER #
Prep Batch #...: 9293020						
Mercury	ND	0.020	mg/kg	SW846 7471A	10/20/09	LLXMP1A0
		Dilution Factor: 0.5		Analysis Time..: 08:47	Analyst ID.....: 031043	
		Instrument ID..: HGHYDRA		MS Run #.....: 9293011	MDL.....: 0.0065	
Prep Batch #...: 9293088						
Silver	**0.0090 B**	**0.060**	**mg/kg**	**SW846 6020**	**10/20-10/23/09**	**LLXMP1AF**
		Dilution Factor: 0.5		Analysis Time..: 19:20	Analyst ID.....: 400149	
		Instrument ID..: ICPMS2		MS Run #.....: 9293041	MDL.....: 0.0023	
Arsenic	**2.8**	**0.060**	**mg/kg**	**SW846 6020**	**10/20-10/23/09**	**LLXMP1AG**
		Dilution Factor: 0.5		Analysis Time..: 19:20	Analyst ID.....: 400149	
		Instrument ID..: ICPMS2		MS Run #.....: 9293041	MDL.....: 0.011	
Barium	**3.8**	**0.60**	**mg/kg**	**SW846 6020**	**10/20-10/23/09**	**LLXMP1AH**
		Dilution Factor: 0.5		Analysis Time..: 19:20	Analyst ID.....: 400149	
		Instrument ID..: ICPMS2		MS Run #.....: 9293041	MDL.....: 0.0064	
Beryllium	**0.17**	**0.060**	**mg/kg**	**SW846 6020**	**10/20-10/23/09**	**LLXMP1AJ**
		Dilution Factor: 0.5		Analysis Time..: 19:20	Analyst ID.....: 400149	
		Instrument ID..: ICPMS2		MS Run #.....: 9293041	MDL.....: 0.0045	
Cadmium	**0.040 B**	**0.060**	**mg/kg**	**SW846 6020**	**10/20-10/23/09**	**LLXMP1AK**
		Dilution Factor: 0.5		Analysis Time..: 19:20	Analyst ID.....: 400149	
		Instrument ID..: ICPMS2		MS Run #.....: 9293041	MDL.....: 0.0042	
Cobalt	**1.6**	**0.030**	**mg/kg**	**SW846 6020**	**10/20-10/23/09**	**LLXMP1AL**
		Dilution Factor: 0.5		Analysis Time..: 19:20	Analyst ID.....: 400149	
		Instrument ID..: ICPMS2		MS Run #.....: 9293041	MDL.....: 0.00090	
Chromium	**5.1 J**	**0.12**	**mg/kg**	**SW846 6020**	**10/20-10/23/09**	**LLXMP1AM**
		Dilution Factor: 0.5		Analysis Time..: 19:20	Analyst ID.....: 400149	
		Instrument ID..: ICPMS2		MS Run #.....: 9293041	MDL.....: 0.0037	
Copper	**2.9**	**0.12**	**mg/kg**	**SW846 6020**	**10/20-10/23/09**	**LLXMP1AN**
		Dilution Factor: 0.5		Analysis Time..: 19:20	Analyst ID.....: 400149	
		Instrument ID..: ICPMS2		MS Run #.....: 9293041	MDL.....: 0.020	

(Continued on next page)

Tetra Tech NUS, Inc

Client Sample ID: SD-12-SS

TOTAL Metals

Lot-Sample #...: C9J020291-030 Matrix.....: SOLID

PARAMETER	RESULT	REPORTING LIMIT	UNITS	METHOD	PREPARATION-ANALYSIS DATE	WORK ORDER #
Molybdenum	0.50	0.30	mg/kg	SW846 6020	10/20-10/23/09	LLXMP1AP
		Dilution Factor: 0.5		Analysis Time..: 19:20	Analyst ID.....: 400149	
		Instrument ID..: ICPMS2		MS Run #.....: 9293041	MDL.....: 0.012	
Nickel	2.0	0.060	mg/kg	SW846 6020	10/20-10/23/09	LLXMP1AQ
		Dilution Factor: 0.5		Analysis Time..: 19:20	Analyst ID.....: 400149	
		Instrument ID..: ICPMS2		MS Run #.....: 9293041	MDL.....: 0.0068	
Lead	3.6	0.060	mg/kg	SW846 6020	10/20-10/23/09	LLXMP1AR
		Dilution Factor: 0.5		Analysis Time..: 19:20	Analyst ID.....: 400149	
		Instrument ID..: ICPMS2		MS Run #.....: 9293041	MDL.....: 0.0023	
Antimony	0.073 B	0.12	mg/kg	SW846 6020	10/20-10/23/09	LLXMP1AT
		Dilution Factor: 0.5		Analysis Time..: 19:20	Analyst ID.....: 400149	
		Instrument ID..: ICPMS2		MS Run #.....: 9293041	MDL.....: 0.0016	
Selenium	0.18 B	0.30	mg/kg	SW846 6020	10/20-10/23/09	LLXMP1AU
		Dilution Factor: 0.5		Analysis Time..: 19:20	Analyst ID.....: 400149	
		Instrument ID..: ICPMS2		MS Run #.....: 9293041	MDL.....: 0.030	
Thallium	0.025 B	0.060	mg/kg	SW846 6020	10/20-10/23/09	LLXMP1AV
		Dilution Factor: 0.5		Analysis Time..: 19:20	Analyst ID.....: 400149	
		Instrument ID..: ICPMS2		MS Run #.....: 9293041	MDL.....: 0.0012	
Vanadium	9.3 J	0.060	mg/kg	SW846 6020	10/20-10/23/09	LLXMP1AW
		Dilution Factor: 0.5		Analysis Time..: 19:20	Analyst ID.....: 400149	
		Instrument ID..: ICPMS2		MS Run #.....: 9293041	MDL.....: 0.0047	
Zinc	8.0	0.30	mg/kg	SW846 6020	10/20-10/23/09	LLXMP1AX
		Dilution Factor: 0.5		Analysis Time..: 19:20	Analyst ID.....: 400149	
		Instrument ID..: ICPMS2		MS Run #.....: 9293041	MDL.....: 0.039	

NOTE(S):

Results and reporting limits have been adjusted for dry weight.

B Estimated result. Result is less than RL.

J Method blank contamination. The associated method blank contains the target analyte at a reportable level.

Tetra Tech NUS, Inc

Client Sample ID: SD-13-01

TOTAL Metals

Lot-Sample #...: C9J020291-028
Date Sampled...: 09/30/09 Date Received..: 10/02/09
% Moisture.....: 65
Matrix.....: SOLID

PARAMETER	RESULT	REPORTING LIMIT	UNITS	METHOD	PREPARATION-ANALYSIS DATE	WORK ORDER #
Prep Batch #...: 9293020						
Mercury	**0.036 B**	**0.048**	**mg/kg**	**SW846 7471A**	**10/20/09**	**LLXML1A0**
		Dilution Factor: 0.5		Analysis Time..: 08:44	Analyst ID.....: 031043	
		Instrument ID..: HGHYDRA		MS Run #.....: 9293011	MDL.....: 0.016	
Prep Batch #...: 9293088						
Silver	**0.060 B**	**0.14**	**mg/kg**	**SW846 6020**	**10/20-10/23/09**	**LLXML1AF**
		Dilution Factor: 0.5		Analysis Time..: 19:11	Analyst ID.....: 400149	
		Instrument ID..: ICPMS2		MS Run #.....: 9293041	MDL.....: 0.0056	
Arsenic	**7.3**	**0.14**	**mg/kg**	**SW846 6020**	**10/20-10/23/09**	**LLXML1AG**
		Dilution Factor: 0.5		Analysis Time..: 19:11	Analyst ID.....: 400149	
		Instrument ID..: ICPMS2		MS Run #.....: 9293041	MDL.....: 0.026	
Barium	**20.9**	**1.4**	**mg/kg**	**SW846 6020**	**10/20-10/23/09**	**LLXML1AH**
		Dilution Factor: 0.5		Analysis Time..: 19:11	Analyst ID.....: 400149	
		Instrument ID..: ICPMS2		MS Run #.....: 9293041	MDL.....: 0.015	
Beryllium	**1.1**	**0.14**	**mg/kg**	**SW846 6020**	**10/20-10/23/09**	**LLXML1AJ**
		Dilution Factor: 0.5		Analysis Time..: 19:11	Analyst ID.....: 400149	
		Instrument ID..: ICPMS2		MS Run #.....: 9293041	MDL.....: 0.011	
Cadmium	**0.32**	**0.14**	**mg/kg**	**SW846 6020**	**10/20-10/23/09**	**LLXML1AK**
		Dilution Factor: 0.5		Analysis Time..: 19:11	Analyst ID.....: 400149	
		Instrument ID..: ICPMS2		MS Run #.....: 9293041	MDL.....: 0.010	
Cobalt	**12.9**	**0.072**	**mg/kg**	**SW846 6020**	**10/20-10/23/09**	**LLXML1AL**
		Dilution Factor: 0.5		Analysis Time..: 19:11	Analyst ID.....: 400149	
		Instrument ID..: ICPMS2		MS Run #.....: 9293041	MDL.....: 0.0022	
Chromium	**21.5 J**	**0.29**	**mg/kg**	**SW846 6020**	**10/20-10/23/09**	**LLXML1AM**
		Dilution Factor: 0.5		Analysis Time..: 19:11	Analyst ID.....: 400149	
		Instrument ID..: ICPMS2		MS Run #.....: 9293041	MDL.....: 0.0088	
Copper	**13.6**	**0.29**	**mg/kg**	**SW846 6020**	**10/20-10/23/09**	**LLXML1AN**
		Dilution Factor: 0.5		Analysis Time..: 19:11	Analyst ID.....: 400149	
		Instrument ID..: ICPMS2		MS Run #.....: 9293041	MDL.....: 0.048	

(Continued on next page)

Tetra Tech NUS, Inc

Client Sample ID: SD-13-01

TOTAL Metals

Lot-Sample #...: C9J020291-028 Matrix.....: SOLID

PARAMETER	RESULT	REPORTING LIMIT	UNITS	METHOD	PREPARATION-ANALYSIS DATE	WORK ORDER #
Molybdenum	3.2	0.72	mg/kg	SW846 6020	10/20-10/23/09	LLXML1AP
		Dilution Factor: 0.5		Analysis Time..: 19:11	Analyst ID.....: 400149	
		Instrument ID..: ICPMS2		MS Run #.....: 9293041	MDL.....: 0.030	
Nickel	15.8	0.14	mg/kg	SW846 6020	10/20-10/23/09	LLXML1AQ
		Dilution Factor: 0.5		Analysis Time..: 19:11	Analyst ID.....: 400149	
		Instrument ID..: ICPMS2		MS Run #.....: 9293041	MDL.....: 0.016	
Lead	13.8	0.14	mg/kg	SW846 6020	10/20-10/23/09	LLXML1AR
		Dilution Factor: 0.5		Analysis Time..: 19:11	Analyst ID.....: 400149	
		Instrument ID..: ICPMS2		MS Run #.....: 9293041	MDL.....: 0.0055	
Antimony	0.083 B	0.29	mg/kg	SW846 6020	10/20-10/23/09	LLXML1AT
		Dilution Factor: 0.5		Analysis Time..: 19:11	Analyst ID.....: 400149	
		Instrument ID..: ICPMS2		MS Run #.....: 9293041	MDL.....: 0.0038	
Selenium	0.78	0.72	mg/kg	SW846 6020	10/20-10/23/09	LLXML1AU
		Dilution Factor: 0.5		Analysis Time..: 19:11	Analyst ID.....: 400149	
		Instrument ID..: ICPMS2		MS Run #.....: 9293041	MDL.....: 0.073	
Thallium	0.10 B	0.14	mg/kg	SW846 6020	10/20-10/23/09	LLXML1AV
		Dilution Factor: 0.5		Analysis Time..: 19:11	Analyst ID.....: 400149	
		Instrument ID..: ICPMS2		MS Run #.....: 9293041	MDL.....: 0.0029	
Vanadium	27.0 J	0.14	mg/kg	SW846 6020	10/20-10/23/09	LLXML1AW
		Dilution Factor: 0.5		Analysis Time..: 19:11	Analyst ID.....: 400149	
		Instrument ID..: ICPMS2		MS Run #.....: 9293041	MDL.....: 0.011	
Zinc	55.8	0.72	mg/kg	SW846 6020	10/20-10/23/09	LLXML1AX
		Dilution Factor: 0.5		Analysis Time..: 19:11	Analyst ID.....: 400149	
		Instrument ID..: ICPMS2		MS Run #.....: 9293041	MDL.....: 0.094	

NOTE(S):

Results and reporting limits have been adjusted for dry weight.

B Estimated result. Result is less than RL.

J Method blank contamination. The associated method blank contains the target analyte at a reportable level.

Tetra Tech NUS, Inc

Client Sample ID: SD-13-02

TOTAL Metals

Lot-Sample #...: C9J020291-029 Matrix.....: SOLID
Date Sampled...: 09/30/09 Date Received..: 10/02/09
% Moisture.....: 66

PARAMETER	RESULT	REPORTING LIMIT	UNITS	METHOD	PREPARATION-ANALYSIS DATE	WORK ORDER #
Prep Batch #...: 9293020						
Mercury	ND	0.049	mg/kg	SW846 7471A	10/20/09	LLXMN1A0
		Dilution Factor: 0.5		Analysis Time..: 08:46	Analyst ID.....: 031043	
		Instrument ID..: HGHYDRA		MS Run #.....: 9293011	MDL.....: 0.016	
Prep Batch #...: 9293088						
Silver	**0.066 B**	**0.15**	**mg/kg**	**SW846 6020**	**10/20-10/23/09**	**LLXMN1AF**
		Dilution Factor: 0.5		Analysis Time..: 19:16	Analyst ID.....: 400149	
		Instrument ID..: ICPMS2		MS Run #.....: 9293041	MDL.....: 0.0058	
Arsenic	**7.4**	**0.15**	**mg/kg**	**SW846 6020**	**10/20-10/23/09**	**LLXMN1AG**
		Dilution Factor: 0.5		Analysis Time..: 19:16	Analyst ID.....: 400149	
		Instrument ID..: ICPMS2		MS Run #.....: 9293041	MDL.....: 0.027	
Barium	**25.9**	**1.5**	**mg/kg**	**SW846 6020**	**10/20-10/23/09**	**LLXMN1AH**
		Dilution Factor: 0.5		Analysis Time..: 19:16	Analyst ID.....: 400149	
		Instrument ID..: ICPMS2		MS Run #.....: 9293041	MDL.....: 0.016	
Beryllium	**1.4**	**0.15**	**mg/kg**	**SW846 6020**	**10/20-10/23/09**	**LLXMN1AJ**
		Dilution Factor: 0.5		Analysis Time..: 19:16	Analyst ID.....: 400149	
		Instrument ID..: ICPMS2		MS Run #.....: 9293041	MDL.....: 0.011	
Cadmium	**0.34**	**0.15**	**mg/kg**	**SW846 6020**	**10/20-10/23/09**	**LLXMN1AK**
		Dilution Factor: 0.5		Analysis Time..: 19:16	Analyst ID.....: 400149	
		Instrument ID..: ICPMS2		MS Run #.....: 9293041	MDL.....: 0.010	
Cobalt	**15.6**	**0.074**	**mg/kg**	**SW846 6020**	**10/20-10/23/09**	**LLXMN1AL**
		Dilution Factor: 0.5		Analysis Time..: 19:16	Analyst ID.....: 400149	
		Instrument ID..: ICPMS2		MS Run #.....: 9293041	MDL.....: 0.0022	
Chromium	**24.5 J**	**0.30**	**mg/kg**	**SW846 6020**	**10/20-10/23/09**	**LLXMN1AM**
		Dilution Factor: 0.5		Analysis Time..: 19:16	Analyst ID.....: 400149	
		Instrument ID..: ICPMS2		MS Run #.....: 9293041	MDL.....: 0.0091	
Copper	**13.7**	**0.30**	**mg/kg**	**SW846 6020**	**10/20-10/23/09**	**LLXMN1AN**
		Dilution Factor: 0.5		Analysis Time..: 19:16	Analyst ID.....: 400149	
		Instrument ID..: ICPMS2		MS Run #.....: 9293041	MDL.....: 0.049	

(Continued on next page)

Tetra Tech NUS, Inc

Client Sample ID: SD-13-02

TOTAL Metals

Lot-Sample #...: C9J020291-029 Matrix.....: SOLID

PARAMETER	RESULT	REPORTING LIMIT	UNITS	METHOD	PREPARATION-ANALYSIS DATE	WORK ORDER #
Molybdenum	2.6	0.74	mg/kg	SW846 6020	10/20-10/23/09	LLXMN1AP
		Dilution Factor: 0.5		Analysis Time..: 19:16	Analyst ID.....: 400149	
		Instrument ID..: ICPMS2		MS Run #.....: 9293041	MDL.....: 0.031	
Nickel	19.2	0.15	mg/kg	SW846 6020	10/20-10/23/09	LLXMN1AQ
		Dilution Factor: 0.5		Analysis Time..: 19:16	Analyst ID.....: 400149	
		Instrument ID..: ICPMS2		MS Run #.....: 9293041	MDL.....: 0.017	
Lead	17.1	0.15	mg/kg	SW846 6020	10/20-10/23/09	LLXMN1AR
		Dilution Factor: 0.5		Analysis Time..: 19:16	Analyst ID.....: 400149	
		Instrument ID..: ICPMS2		MS Run #.....: 9293041	MDL.....: 0.0057	
Antimony	0.076 B	0.30	mg/kg	SW846 6020	10/20-10/23/09	LLXMN1AT
		Dilution Factor: 0.5		Analysis Time..: 19:16	Analyst ID.....: 400149	
		Instrument ID..: ICPMS2		MS Run #.....: 9293041	MDL.....: 0.0039	
Selenium	0.85	0.74	mg/kg	SW846 6020	10/20-10/23/09	LLXMN1AU
		Dilution Factor: 0.5		Analysis Time..: 19:16	Analyst ID.....: 400149	
		Instrument ID..: ICPMS2		MS Run #.....: 9293041	MDL.....: 0.075	
Thallium	0.11 B	0.15	mg/kg	SW846 6020	10/20-10/23/09	LLXMN1AV
		Dilution Factor: 0.5		Analysis Time..: 19:16	Analyst ID.....: 400149	
		Instrument ID..: ICPMS2		MS Run #.....: 9293041	MDL.....: 0.0030	
Vanadium	32.6 J	0.15	mg/kg	SW846 6020	10/20-10/23/09	LLXMN1AW
		Dilution Factor: 0.5		Analysis Time..: 19:16	Analyst ID.....: 400149	
		Instrument ID..: ICPMS2		MS Run #.....: 9293041	MDL.....: 0.012	
Zinc	67.9	0.74	mg/kg	SW846 6020	10/20-10/23/09	LLXMN1AX
		Dilution Factor: 0.5		Analysis Time..: 19:16	Analyst ID.....: 400149	
		Instrument ID..: ICPMS2		MS Run #.....: 9293041	MDL.....: 0.097	

NOTE(S):

Results and reporting limits have been adjusted for dry weight.

B Estimated result. Result is less than RL.

J Method blank contamination. The associated method blank contains the target analyte at a reportable level.

Tetra Tech NUS, Inc

Client Sample ID: SD-13-SS

TOTAL Metals

Lot-Sample #...: C9J020291-027
Date Sampled...: 09/30/09 Date Received..: 10/02/09 Matrix.....: SOLID
% Moisture.....: 65

PARAMETER	RESULT	REPORTING LIMIT	UNITS	METHOD	PREPARATION-ANALYSIS DATE	WORK ORDER #
Prep Batch #...: 9293020						
Mercury	0.050	0.047	mg/kg	SW846 7471A	10/20/09	LLXMK1A0
		Dilution Factor: 0.5		Analysis Time..: 08:42	Analyst ID.....: 031043	
		Instrument ID..: HGHYDRA		MS Run #.....: 9293011	MDL.....: 0.015	
Prep Batch #...: 9293088						
Silver	0.080 B	0.14	mg/kg	SW846 6020	10/20-10/23/09	LLXMK1AF
		Dilution Factor: 0.5		Analysis Time..: 19:07	Analyst ID.....: 400149	
		Instrument ID..: ICPMS2		MS Run #.....: 9293041	MDL.....: 0.0055	
Arsenic	9.3	0.14	mg/kg	SW846 6020	10/20-10/23/09	LLXMK1AG
		Dilution Factor: 0.5		Analysis Time..: 19:07	Analyst ID.....: 400149	
		Instrument ID..: ICPMS2		MS Run #.....: 9293041	MDL.....: 0.026	
Barium	26.6	1.4	mg/kg	SW846 6020	10/20-10/23/09	LLXMK1AH
		Dilution Factor: 0.5		Analysis Time..: 19:07	Analyst ID.....: 400149	
		Instrument ID..: ICPMS2		MS Run #.....: 9293041	MDL.....: 0.015	
Beryllium	1.1	0.14	mg/kg	SW846 6020	10/20-10/23/09	LLXMK1AJ
		Dilution Factor: 0.5		Analysis Time..: 19:07	Analyst ID.....: 400149	
		Instrument ID..: ICPMS2		MS Run #.....: 9293041	MDL.....: 0.011	
Cadmium	0.37	0.14	mg/kg	SW846 6020	10/20-10/23/09	LLXMK1AK
		Dilution Factor: 0.5		Analysis Time..: 19:07	Analyst ID.....: 400149	
		Instrument ID..: ICPMS2		MS Run #.....: 9293041	MDL.....: 0.0099	
Cobalt	12.0	0.071	mg/kg	SW846 6020	10/20-10/23/09	LLXMK1AL
		Dilution Factor: 0.5		Analysis Time..: 19:07	Analyst ID.....: 400149	
		Instrument ID..: ICPMS2		MS Run #.....: 9293041	MDL.....: 0.0021	
Chromium	22.0 J	0.28	mg/kg	SW846 6020	10/20-10/23/09	LLXMK1AM
		Dilution Factor: 0.5		Analysis Time..: 19:07	Analyst ID.....: 400149	
		Instrument ID..: ICPMS2		MS Run #.....: 9293041	MDL.....: 0.0087	
Copper	19.3	0.28	mg/kg	SW846 6020	10/20-10/23/09	LLXMK1AN
		Dilution Factor: 0.5		Analysis Time..: 19:07	Analyst ID.....: 400149	
		Instrument ID..: ICPMS2		MS Run #.....: 9293041	MDL.....: 0.047	

(Continued on next page)

Tetra Tech NUS, Inc

Client Sample ID: SD-13-SS

TOTAL Metals

Lot-Sample #...: C9J020291-027 Matrix.....: SOLID

PARAMETER	RESULT	REPORTING LIMIT	UNITS	METHOD	PREPARATION-ANALYSIS DATE	WORK ORDER #
Molybdenum	2.2	0.71	mg/kg	SW846 6020	10/20-10/23/09	LLXMK1AP
		Dilution Factor: 0.5		Analysis Time..: 19:07	Analyst ID.....: 400149	
		Instrument ID..: ICPMS2		MS Run #.....: 9293041	MDL.....: 0.030	
Nickel	15.0	0.14	mg/kg	SW846 6020	10/20-10/23/09	LLXMK1AQ
		Dilution Factor: 0.5		Analysis Time..: 19:07	Analyst ID.....: 400149	
		Instrument ID..: ICPMS2		MS Run #.....: 9293041	MDL.....: 0.016	
Lead	19.5	0.14	mg/kg	SW846 6020	10/20-10/23/09	LLXMK1AR
		Dilution Factor: 0.5		Analysis Time..: 19:07	Analyst ID.....: 400149	
		Instrument ID..: ICPMS2		MS Run #.....: 9293041	MDL.....: 0.0054	
Antimony	0.096 B	0.28	mg/kg	SW846 6020	10/20-10/23/09	LLXMK1AT
		Dilution Factor: 0.5		Analysis Time..: 19:07	Analyst ID.....: 400149	
		Instrument ID..: ICPMS2		MS Run #.....: 9293041	MDL.....: 0.0037	
Selenium	0.83	0.71	mg/kg	SW846 6020	10/20-10/23/09	LLXMK1AU
		Dilution Factor: 0.5		Analysis Time..: 19:07	Analyst ID.....: 400149	
		Instrument ID..: ICPMS2		MS Run #.....: 9293041	MDL.....: 0.071	
Thallium	0.12 B	0.14	mg/kg	SW846 6020	10/20-10/23/09	LLXMK1AV
		Dilution Factor: 0.5		Analysis Time..: 19:07	Analyst ID.....: 400149	
		Instrument ID..: ICPMS2		MS Run #.....: 9293041	MDL.....: 0.0028	
Vanadium	31.7 J	0.14	mg/kg	SW846 6020	10/20-10/23/09	LLXMK1AW
		Dilution Factor: 0.5		Analysis Time..: 19:07	Analyst ID.....: 400149	
		Instrument ID..: ICPMS2		MS Run #.....: 9293041	MDL.....: 0.011	
Zinc	54.3	0.71	mg/kg	SW846 6020	10/20-10/23/09	LLXMK1AX
		Dilution Factor: 0.5		Analysis Time..: 19:07	Analyst ID.....: 400149	
		Instrument ID..: ICPMS2		MS Run #.....: 9293041	MDL.....: 0.092	

NOTE(S):

Results and reporting limits have been adjusted for dry weight.

B Estimated result. Result is less than RL.

J Method blank contamination. The associated method blank contains the target analyte at a reportable level.

Tetra Tech NUS, Inc

Client Sample ID: SD-14-01

TOTAL Metals

Lot-Sample #...: C9J020291-046 **Matrix.....:** SOLID
Date Sampled...: 10/01/09 **Date Received..:** 10/02/09
% Moisture.....: 20

PARAMETER	RESULT	REPORTING LIMIT	UNITS	METHOD	PREPARATION-ANALYSIS DATE	WORK ORDER #
Prep Batch #...: 9293021						
Mercury	ND	0.021	mg/kg	SW846 7471A	10/20/09	LLXNJ1A0
		Dilution Factor: 0.5		Analysis Time..: 09:24	Analyst ID.....: 031043	
		Instrument ID..: HGHYDRA		MS Run #.....: 9293012	MDL.....: 0.0068	
Prep Batch #...: 9294271						
Silver	**0.020 B**	**0.062**	**mg/kg**	**SW846 6020**	**10/21-10/23/09**	**LLXNJ1AF**
		Dilution Factor: 0.5		Analysis Time..: 21:26	Analyst ID.....: 400149	
		Instrument ID..: ICPMS2		MS Run #.....: 9294150	MDL.....: 0.0024	
Arsenic	**5.7**	**0.062**	**mg/kg**	**SW846 6020**	**10/21-10/23/09**	**LLXNJ1AG**
		Dilution Factor: 0.5		Analysis Time..: 21:26	Analyst ID.....: 400149	
		Instrument ID..: ICPMS2		MS Run #.....: 9294150	MDL.....: 0.011	
Barium	**13.1**	**0.62**	**mg/kg**	**SW846 6020**	**10/21-10/23/09**	**LLXNJ1AH**
		Dilution Factor: 0.5		Analysis Time..: 21:26	Analyst ID.....: 400149	
		Instrument ID..: ICPMS2		MS Run #.....: 9294150	MDL.....: 0.0067	
Beryllium	**0.23**	**0.062**	**mg/kg**	**SW846 6020**	**10/21-10/23/09**	**LLXNJ1AJ**
		Dilution Factor: 0.5		Analysis Time..: 21:26	Analyst ID.....: 400149	
		Instrument ID..: ICPMS2		MS Run #.....: 9294150	MDL.....: 0.0047	
Cadmium	**0.066**	**0.062**	**mg/kg**	**SW846 6020**	**10/21-10/23/09**	**LLXNJ1AK**
		Dilution Factor: 0.5		Analysis Time..: 21:26	Analyst ID.....: 400149	
		Instrument ID..: ICPMS2		MS Run #.....: 9294150	MDL.....: 0.0044	
Cobalt	**18.7**	**0.031**	**mg/kg**	**SW846 6020**	**10/21-10/23/09**	**LLXNJ1AL**
		Dilution Factor: 0.5		Analysis Time..: 21:26	Analyst ID.....: 400149	
		Instrument ID..: ICPMS2		MS Run #.....: 9294150	MDL.....: 0.00094	
Chromium	**10.8 J**	**0.12**	**mg/kg**	**SW846 6020**	**10/21-10/23/09**	**LLXNJ1AM**
		Dilution Factor: 0.5		Analysis Time..: 21:26	Analyst ID.....: 400149	
		Instrument ID..: ICPMS2		MS Run #.....: 9294150	MDL.....: 0.0038	
Copper	**5.7**	**0.12**	**mg/kg**	**SW846 6020**	**10/21-10/23/09**	**LLXNJ1AN**
		Dilution Factor: 0.5		Analysis Time..: 21:26	Analyst ID.....: 400149	
		Instrument ID..: ICPMS2		MS Run #.....: 9294150	MDL.....: 0.021	

(Continued on next page)

Tetra Tech NUS, Inc

Client Sample ID: SD-14-01

TOTAL Metals

Lot-Sample #...: C9J020291-046 Matrix.....: SOLID

PARAMETER	RESULT	REPORTING LIMIT	UNITS	METHOD	PREPARATION-ANALYSIS DATE	WORK ORDER #
Molybdenum	1.4	0.31	mg/kg	SW846 6020	10/21-10/23/09	LLXNJ1AP
		Dilution Factor: 0.5		Analysis Time..: 21:26	Analyst ID.....: 400149	
		Instrument ID..: ICPMS2		MS Run #.....: 9294150	MDL.....: 0.013	
Nickel	7.8	0.062	mg/kg	SW846 6020	10/21-10/23/09	LLXNJ1AQ
		Dilution Factor: 0.5		Analysis Time..: 21:26	Analyst ID.....: 400149	
		Instrument ID..: ICPMS2		MS Run #.....: 9294150	MDL.....: 0.0071	
Lead	5.0	0.062	mg/kg	SW846 6020	10/21-10/23/09	LLXNJ1AR
		Dilution Factor: 0.5		Analysis Time..: 21:26	Analyst ID.....: 400149	
		Instrument ID..: ICPMS2		MS Run #.....: 9294150	MDL.....: 0.0024	
Antimony	0.080 B	0.12	mg/kg	SW846 6020	10/21-10/23/09	LLXNJ1AT
		Dilution Factor: 0.5		Analysis Time..: 21:26	Analyst ID.....: 400149	
		Instrument ID..: ICPMS2		MS Run #.....: 9294150	MDL.....: 0.0016	
Selenium	0.21 B	0.31	mg/kg	SW846 6020	10/21-10/23/09	LLXNJ1AU
		Dilution Factor: 0.5		Analysis Time..: 21:26	Analyst ID.....: 400149	
		Instrument ID..: ICPMS2		MS Run #.....: 9294150	MDL.....: 0.031	
Thallium	0.051 B	0.062	mg/kg	SW846 6020	10/21-10/23/09	LLXNJ1AV
		Dilution Factor: 0.5		Analysis Time..: 21:26	Analyst ID.....: 400149	
		Instrument ID..: ICPMS2		MS Run #.....: 9294150	MDL.....: 0.0012	
Vanadium	13.3 J	0.062	mg/kg	SW846 6020	10/21-10/23/09	LLXNJ1AW
		Dilution Factor: 0.5		Analysis Time..: 21:26	Analyst ID.....: 400149	
		Instrument ID..: ICPMS2		MS Run #.....: 9294150	MDL.....: 0.0049	
Zinc	24.5	0.31	mg/kg	SW846 6020	10/21-10/23/09	LLXNJ1AX
		Dilution Factor: 0.5		Analysis Time..: 21:26	Analyst ID.....: 400149	
		Instrument ID..: ICPMS2		MS Run #.....: 9294150	MDL.....: 0.040	

NOTE(S):

Results and reporting limits have been adjusted for dry weight.

B Estimated result. Result is less than RL.

J Method blank contamination. The associated method blank contains the target analyte at a reportable level.

Tetra Tech NUS, Inc

Client Sample ID: SD-14-02

TOTAL Metals

Lot-Sample #...: C9J020291-047
Date Sampled...: 10/01/09 Date Received..: 10/02/09 Matrix.....: SOLID
% Moisture.....: 16

PARAMETER	RESULT	REPORTING LIMIT	UNITS	METHOD	PREPARATION-ANALYSIS DATE	WORK ORDER #
Prep Batch #...: 9293021						
Mercury	ND	0.020	mg/kg	SW846 7471A	10/20/09	LLXNK1A0
		Dilution Factor: 0.5		Analysis Time..: 09:26	Analyst ID.....: 031043	
		Instrument ID..: HGHYDRA		MS Run #.....: 9293012	MDL.....: 0.0065	
Prep Batch #...: 9294271						
Silver	**0.015 B**	**0.060**	**mg/kg**	**SW846 6020**	**10/21-10/23/09**	**LLXNK1AF**
		Dilution Factor: 0.5		Analysis Time..: 21:31	Analyst ID.....: 400149	
		Instrument ID..: ICPMS2		MS Run #.....: 9294150	MDL.....: 0.0023	
Arsenic	**2.7**	**0.060**	**mg/kg**	**SW846 6020**	**10/21-10/23/09**	**LLXNK1AG**
		Dilution Factor: 0.5		Analysis Time..: 21:31	Analyst ID.....: 400149	
		Instrument ID..: ICPMS2		MS Run #.....: 9294150	MDL.....: 0.011	
Barium	**18.5**	**0.60**	**mg/kg**	**SW846 6020**	**10/21-10/23/09**	**LLXNK1AH**
		Dilution Factor: 0.5		Analysis Time..: 21:31	Analyst ID.....: 400149	
		Instrument ID..: ICPMS2		MS Run #.....: 9294150	MDL.....: 0.0064	
Beryllium	**0.64**	**0.060**	**mg/kg**	**SW846 6020**	**10/21-10/23/09**	**LLXNK1AJ**
		Dilution Factor: 0.5		Analysis Time..: 21:31	Analyst ID.....: 400149	
		Instrument ID..: ICPMS2		MS Run #.....: 9294150	MDL.....: 0.0045	
Cadmium	**0.066**	**0.060**	**mg/kg**	**SW846 6020**	**10/21-10/23/09**	**LLXNK1AK**
		Dilution Factor: 0.5		Analysis Time..: 21:31	Analyst ID.....: 400149	
		Instrument ID..: ICPMS2		MS Run #.....: 9294150	MDL.....: 0.0042	
Cobalt	**7.3**	**0.030**	**mg/kg**	**SW846 6020**	**10/21-10/23/09**	**LLXNK1AL**
		Dilution Factor: 0.5		Analysis Time..: 21:31	Analyst ID.....: 400149	
		Instrument ID..: ICPMS2		MS Run #.....: 9294150	MDL.....: 0.00089	
Chromium	**12.5 J**	**0.12**	**mg/kg**	**SW846 6020**	**10/21-10/23/09**	**LLXNK1AM**
		Dilution Factor: 0.5		Analysis Time..: 21:31	Analyst ID.....: 400149	
		Instrument ID..: ICPMS2		MS Run #.....: 9294150	MDL.....: 0.0036	
Copper	**6.7**	**0.12**	**mg/kg**	**SW846 6020**	**10/21-10/23/09**	**LLXNK1AN**
		Dilution Factor: 0.5		Analysis Time..: 21:31	Analyst ID.....: 400149	
		Instrument ID..: ICPMS2		MS Run #.....: 9294150	MDL.....: 0.020	

(Continued on next page)

Tetra Tech NUS, Inc

Client Sample ID: SD-14-02

TOTAL Metals

Lot-Sample #...: C9J020291-047 Matrix.....: SOLID

PARAMETER	RESULT	REPORTING LIMIT	UNITS	METHOD	PREPARATION-ANALYSIS DATE	WORK ORDER #
Molybdenum	**0.23 B**	**0.30**	**mg/kg**	**SW846 6020**	**10/21-10/23/09**	**LLXNK1AP**
		Dilution Factor: 0.5		Analysis Time..: 21:31	Analyst ID.....: 400149	
		Instrument ID..: ICPMS2		MS Run #.....: 9294150	MDL.....: 0.012	
Nickel	**7.3**	**0.060**	**mg/kg**	**SW846 6020**	**10/21-10/23/09**	**LLXNK1AQ**
		Dilution Factor: 0.5		Analysis Time..: 21:31	Analyst ID.....: 400149	
		Instrument ID..: ICPMS2		MS Run #.....: 9294150	MDL.....: 0.0067	
Lead	**8.4**	**0.060**	**mg/kg**	**SW846 6020**	**10/21-10/23/09**	**LLXNK1AR**
		Dilution Factor: 0.5		Analysis Time..: 21:31	Analyst ID.....: 400149	
		Instrument ID..: ICPMS2		MS Run #.....: 9294150	MDL.....: 0.0023	
Antimony	**0.074 B**	**0.12**	**mg/kg**	**SW846 6020**	**10/21-10/23/09**	**LLXNK1AT**
		Dilution Factor: 0.5		Analysis Time..: 21:31	Analyst ID.....: 400149	
		Instrument ID..: ICPMS2		MS Run #.....: 9294150	MDL.....: 0.0015	
Selenium	**0.21 B**	**0.30**	**mg/kg**	**SW846 6020**	**10/21-10/23/09**	**LLXNK1AU**
		Dilution Factor: 0.5		Analysis Time..: 21:31	Analyst ID.....: 400149	
		Instrument ID..: ICPMS2		MS Run #.....: 9294150	MDL.....: 0.030	
Thallium	**0.062**	**0.060**	**mg/kg**	**SW846 6020**	**10/21-10/23/09**	**LLXNK1AV**
		Dilution Factor: 0.5		Analysis Time..: 21:31	Analyst ID.....: 400149	
		Instrument ID..: ICPMS2		MS Run #.....: 9294150	MDL.....: 0.0012	
Vanadium	**15.2 J**	**0.060**	**mg/kg**	**SW846 6020**	**10/21-10/23/09**	**LLXNK1AW**
		Dilution Factor: 0.5		Analysis Time..: 21:31	Analyst ID.....: 400149	
		Instrument ID..: ICPMS2		MS Run #.....: 9294150	MDL.....: 0.0047	
Zinc	**26.8**	**0.30**	**mg/kg**	**SW846 6020**	**10/21-10/23/09**	**LLXNK1AX**
		Dilution Factor: 0.5		Analysis Time..: 21:31	Analyst ID.....: 400149	
		Instrument ID..: ICPMS2		MS Run #.....: 9294150	MDL.....: 0.039	

NOTE(S):

Results and reporting limits have been adjusted for dry weight.

B Estimated result. Result is less than RL.

J Method blank contamination. The associated method blank contains the target analyte at a reportable level.

Tetra Tech NUS, Inc

Client Sample ID: SD-14-SS

TOTAL Metals

Lot-Sample #...: C9J020291-045
Date Sampled...: 10/01/09 Date Received..: 10/02/09 Matrix.....: SOLID
% Moisture.....: 32

PARAMETER	RESULT	REPORTING LIMIT	UNITS	METHOD	PREPARATION-ANALYSIS DATE	WORK ORDER #
Prep Batch #...: 9293021						
Mercury	ND	0.024	mg/kg	SW846 7471A	10/20/09	LLXNH1A0
		Dilution Factor: 0.5		Analysis Time..: 09:23	Analyst ID.....: 031043	
		Instrument ID..: HGHYDRA		MS Run #.....: 9293012	MDL.....: 0.0080	
Prep Batch #...: 9294271						
Silver	**0.035 B**	**0.074**	**mg/kg**	**SW846 6020**	**10/21-10/23/09**	**LLXNH1AF**
		Dilution Factor: 0.5		Analysis Time..: 21:22	Analyst ID.....: 400149	
		Instrument ID..: ICPMS2		MS Run #.....: 9294150	MDL.....: 0.0029	
Arsenic	**3.1**	**0.074**	**mg/kg**	**SW846 6020**	**10/21-10/23/09**	**LLXNH1AG**
		Dilution Factor: 0.5		Analysis Time..: 21:22	Analyst ID.....: 400149	
		Instrument ID..: ICPMS2		MS Run #.....: 9294150	MDL.....: 0.013	
Barium	**14.5**	**0.74**	**mg/kg**	**SW846 6020**	**10/21-10/23/09**	**LLXNH1AH**
		Dilution Factor: 0.5		Analysis Time..: 21:22	Analyst ID.....: 400149	
		Instrument ID..: ICPMS2		MS Run #.....: 9294150	MDL.....: 0.0079	
Beryllium	**0.35**	**0.074**	**mg/kg**	**SW846 6020**	**10/21-10/23/09**	**LLXNH1AJ**
		Dilution Factor: 0.5		Analysis Time..: 21:22	Analyst ID.....: 400149	
		Instrument ID..: ICPMS2		MS Run #.....: 9294150	MDL.....: 0.0055	
Cadmium	**0.14**	**0.074**	**mg/kg**	**SW846 6020**	**10/21-10/23/09**	**LLXNH1AK**
		Dilution Factor: 0.5		Analysis Time..: 21:22	Analyst ID.....: 400149	
		Instrument ID..: ICPMS2		MS Run #.....: 9294150	MDL.....: 0.0052	
Cobalt	**4.5**	**0.037**	**mg/kg**	**SW846 6020**	**10/21-10/23/09**	**LLXNH1AL**
		Dilution Factor: 0.5		Analysis Time..: 21:22	Analyst ID.....: 400149	
		Instrument ID..: ICPMS2		MS Run #.....: 9294150	MDL.....: 0.0011	
Chromium	**9.8 J**	**0.15**	**mg/kg**	**SW846 6020**	**10/21-10/23/09**	**LLXNH1AM**
		Dilution Factor: 0.5		Analysis Time..: 21:22	Analyst ID.....: 400149	
		Instrument ID..: ICPMS2		MS Run #.....: 9294150	MDL.....: 0.0045	
Copper	**5.4**	**0.15**	**mg/kg**	**SW846 6020**	**10/21-10/23/09**	**LLXNH1AN**
		Dilution Factor: 0.5		Analysis Time..: 21:22	Analyst ID.....: 400149	
		Instrument ID..: ICPMS2		MS Run #.....: 9294150	MDL.....: 0.024	

(Continued on next page)

Tetra Tech NUS, Inc

Client Sample ID: SD-14-SS

TOTAL Metals

Lot-Sample #...: C9J020291-045 Matrix.....: SOLID

PARAMETER	RESULT	REPORTING LIMIT	UNITS	METHOD	PREPARATION-ANALYSIS DATE	WORK ORDER #
Molybdenum	0.85	0.37	mg/kg	SW846 6020	10/21-10/23/09	LLXNH1AP
		Dilution Factor: 0.5		Analysis Time..: 21:22	Analyst ID.....: 400149	
		Instrument ID..: ICPMS2		MS Run #.....: 9294150	MDL.....: 0.015	
Nickel	6.6	0.074	mg/kg	SW846 6020	10/21-10/23/09	LLXNH1AQ
		Dilution Factor: 0.5		Analysis Time..: 21:22	Analyst ID.....: 400149	
		Instrument ID..: ICPMS2		MS Run #.....: 9294150	MDL.....: 0.0083	
Lead	6.1	0.074	mg/kg	SW846 6020	10/21-10/23/09	LLXNH1AR
		Dilution Factor: 0.5		Analysis Time..: 21:22	Analyst ID.....: 400149	
		Instrument ID..: ICPMS2		MS Run #.....: 9294150	MDL.....: 0.0028	
Antimony	0.061 B	0.15	mg/kg	SW846 6020	10/21-10/23/09	LLXNH1AT
		Dilution Factor: 0.5		Analysis Time..: 21:22	Analyst ID.....: 400149	
		Instrument ID..: ICPMS2		MS Run #.....: 9294150	MDL.....: 0.0019	
Selenium	0.26 B	0.37	mg/kg	SW846 6020	10/21-10/23/09	LLXNH1AU
		Dilution Factor: 0.5		Analysis Time..: 21:22	Analyst ID.....: 400149	
		Instrument ID..: ICPMS2		MS Run #.....: 9294150	MDL.....: 0.037	
Thallium	0.059 B	0.074	mg/kg	SW846 6020	10/21-10/23/09	LLXNH1AV
		Dilution Factor: 0.5		Analysis Time..: 21:22	Analyst ID.....: 400149	
		Instrument ID..: ICPMS2		MS Run #.....: 9294150	MDL.....: 0.0015	
Vanadium	11.8 J	0.074	mg/kg	SW846 6020	10/21-10/23/09	LLXNH1AW
		Dilution Factor: 0.5		Analysis Time..: 21:22	Analyst ID.....: 400149	
		Instrument ID..: ICPMS2		MS Run #.....: 9294150	MDL.....: 0.0058	
Zinc	23.6	0.37	mg/kg	SW846 6020	10/21-10/23/09	LLXNH1AX
		Dilution Factor: 0.5		Analysis Time..: 21:22	Analyst ID.....: 400149	
		Instrument ID..: ICPMS2		MS Run #.....: 9294150	MDL.....: 0.048	

NOTE(S):

Results and reporting limits have been adjusted for dry weight.

B Estimated result. Result is less than RL.

J Method blank contamination. The associated method blank contains the target analyte at a reportable level.

Tetra Tech NUS, Inc

Client Sample ID: SD-15-01

TOTAL Metals

Lot-Sample #...: C9J020291-044
Date Sampled...: 10/01/09 Date Received..: 10/02/09 Matrix.....: SOLID
% Moisture.....: 24

PARAMETER	RESULT	REPORTING LIMIT	UNITS	METHOD	PREPARATION-ANALYSIS DATE	WORK ORDER #
Prep Batch #...: 9293021						
Mercury	ND	0.022	mg/kg	SW846 7471A	10/20/09	LLXNG1A0
		Dilution Factor: 0.5		Analysis Time..: 09:18	Analyst ID.....: 031043	
		Instrument ID..: HGHYDRA		MS Run #.....: 9293012	MDL.....: 0.0071	
Prep Batch #...: 9294271						
Silver	**0.015 B**	**0.066**	**mg/kg**	**SW846 6020**	**10/21-10/23/09**	**LLXNG1AF**
		Dilution Factor: 0.5		Analysis Time..: 21:18	Analyst ID.....: 400149	
		Instrument ID..: ICPMS2		MS Run #.....: 9294150	MDL.....: 0.0026	
Arsenic	**0.56**	**0.066**	**mg/kg**	**SW846 6020**	**10/21-10/23/09**	**LLXNG1AG**
		Dilution Factor: 0.5		Analysis Time..: 21:18	Analyst ID.....: 400149	
		Instrument ID..: ICPMS2		MS Run #.....: 9294150	MDL.....: 0.012	
Barium	**2.1**	**0.66**	**mg/kg**	**SW846 6020**	**10/21-10/23/09**	**LLXNG1AH**
		Dilution Factor: 0.5		Analysis Time..: 21:18	Analyst ID.....: 400149	
		Instrument ID..: ICPMS2		MS Run #.....: 9294150	MDL.....: 0.0070	
Beryllium	**0.039 B**	**0.066**	**mg/kg**	**SW846 6020**	**10/21-10/23/09**	**LLXNG1AJ**
		Dilution Factor: 0.5		Analysis Time..: 21:18	Analyst ID.....: 400149	
		Instrument ID..: ICPMS2		MS Run #.....: 9294150	MDL.....: 0.0049	
Cadmium	**0.073**	**0.066**	**mg/kg**	**SW846 6020**	**10/21-10/23/09**	**LLXNG1AK**
		Dilution Factor: 0.5		Analysis Time..: 21:18	Analyst ID.....: 400149	
		Instrument ID..: ICPMS2		MS Run #.....: 9294150	MDL.....: 0.0046	
Cobalt	**1.0**	**0.033**	**mg/kg**	**SW846 6020**	**10/21-10/23/09**	**LLXNG1AL**
		Dilution Factor: 0.5		Analysis Time..: 21:18	Analyst ID.....: 400149	
		Instrument ID..: ICPMS2		MS Run #.....: 9294150	MDL.....: 0.00098	
Chromium	**3.1 J**	**0.13**	**mg/kg**	**SW846 6020**	**10/21-10/23/09**	**LLXNG1AM**
		Dilution Factor: 0.5		Analysis Time..: 21:18	Analyst ID.....: 400149	
		Instrument ID..: ICPMS2		MS Run #.....: 9294150	MDL.....: 0.0040	
Copper	**1.7**	**0.13**	**mg/kg**	**SW846 6020**	**10/21-10/23/09**	**LLXNG1AN**
		Dilution Factor: 0.5		Analysis Time..: 21:18	Analyst ID.....: 400149	
		Instrument ID..: ICPMS2		MS Run #.....: 9294150	MDL.....: 0.022	

(Continued on next page)

Tetra Tech NUS, Inc

Client Sample ID: SD-15-01

TOTAL Metals

Lot-Sample #...: C9J020291-044 Matrix.....: SOLID

PARAMETER	RESULT	REPORTING LIMIT	UNITS	METHOD	PREPARATION-ANALYSIS DATE	WORK ORDER #
Molybdenum	0.81	0.33	mg/kg	SW846 6020	10/21-10/23/09	LLXNG1AP
		Dilution Factor: 0.5		Analysis Time..: 21:18	Analyst ID.....: 400149	
		Instrument ID..: ICPMS2		MS Run #.....: 9294150	MDL.....: 0.014	
Nickel	1.6	0.066	mg/kg	SW846 6020	10/21-10/23/09	LLXNG1AQ
		Dilution Factor: 0.5		Analysis Time..: 21:18	Analyst ID.....: 400149	
		Instrument ID..: ICPMS2		MS Run #.....: 9294150	MDL.....: 0.0074	
Lead	2.5	0.066	mg/kg	SW846 6020	10/21-10/23/09	LLXNG1AR
		Dilution Factor: 0.5		Analysis Time..: 21:18	Analyst ID.....: 400149	
		Instrument ID..: ICPMS2		MS Run #.....: 9294150	MDL.....: 0.0025	
Antimony	0.058 B	0.13	mg/kg	SW846 6020	10/21-10/23/09	LLXNG1AT
		Dilution Factor: 0.5		Analysis Time..: 21:18	Analyst ID.....: 400149	
		Instrument ID..: ICPMS2		MS Run #.....: 9294150	MDL.....: 0.0017	
Selenium	0.086 B	0.33	mg/kg	SW846 6020	10/21-10/23/09	LLXNG1AU
		Dilution Factor: 0.5		Analysis Time..: 21:18	Analyst ID.....: 400149	
		Instrument ID..: ICPMS2		MS Run #.....: 9294150	MDL.....: 0.033	
Thallium	0.016 B	0.066	mg/kg	SW846 6020	10/21-10/23/09	LLXNG1AV
		Dilution Factor: 0.5		Analysis Time..: 21:18	Analyst ID.....: 400149	
		Instrument ID..: ICPMS2		MS Run #.....: 9294150	MDL.....: 0.0013	
Vanadium	1.9 J	0.066	mg/kg	SW846 6020	10/21-10/23/09	LLXNG1AW
		Dilution Factor: 0.5		Analysis Time..: 21:18	Analyst ID.....: 400149	
		Instrument ID..: ICPMS2		MS Run #.....: 9294150	MDL.....: 0.0052	
Zinc	5.6	0.33	mg/kg	SW846 6020	10/21-10/23/09	LLXNG1AX
		Dilution Factor: 0.5		Analysis Time..: 21:18	Analyst ID.....: 400149	
		Instrument ID..: ICPMS2		MS Run #.....: 9294150	MDL.....: 0.043	

NOTE(S):

Results and reporting limits have been adjusted for dry weight.

B Estimated result. Result is less than RL.

J Method blank contamination. The associated method blank contains the target analyte at a reportable level.

Tetra Tech NUS, Inc

Client Sample ID: SD-15-SS

TOTAL Metals

Lot-Sample #...: C9J020291-043 Matrix.....: SOLID
Date Sampled...: 10/01/09 Date Received..: 10/02/09
% Moisture.....: 20

PARAMETER	RESULT	REPORTING LIMIT	UNITS	METHOD	PREPARATION-ANALYSIS DATE	WORK ORDER #
Prep Batch #...: 9293021						
Mercury	ND	0.021	mg/kg	SW846 7471A	10/20/09	LLXND1A0
		Dilution Factor: 0.5		Analysis Time..: 09:16	Analyst ID.....: 031043	
		Instrument ID..: HGHYDRA		MS Run #.....: 9293012	MDL.....: 0.0068	
Prep Batch #...: 9294271						
Silver	**0.017 B**	**0.063**	**mg/kg**	**SW846 6020**	**10/21-10/23/09**	**LLXND1AF**
		Dilution Factor: 0.5		Analysis Time..: 21:14	Analyst ID.....: 400149	
		Instrument ID..: ICPMS2		MS Run #.....: 9294150	MDL.....: 0.0025	
Arsenic	**0.30**	**0.063**	**mg/kg**	**SW846 6020**	**10/21-10/23/09**	**LLXND1AG**
		Dilution Factor: 0.5		Analysis Time..: 21:14	Analyst ID.....: 400149	
		Instrument ID..: ICPMS2		MS Run #.....: 9294150	MDL.....: 0.011	
Barium	**2.1**	**0.63**	**mg/kg**	**SW846 6020**	**10/21-10/23/09**	**LLXND1AH**
		Dilution Factor: 0.5		Analysis Time..: 21:14	Analyst ID.....: 400149	
		Instrument ID..: ICPMS2		MS Run #.....: 9294150	MDL.....: 0.0067	
Beryllium	**0.030 B**	**0.063**	**mg/kg**	**SW846 6020**	**10/21-10/23/09**	**LLXND1AJ**
		Dilution Factor: 0.5		Analysis Time..: 21:14	Analyst ID.....: 400149	
		Instrument ID..: ICPMS2		MS Run #.....: 9294150	MDL.....: 0.0047	
Cadmium	**0.051 B**	**0.063**	**mg/kg**	**SW846 6020**	**10/21-10/23/09**	**LLXND1AK**
		Dilution Factor: 0.5		Analysis Time..: 21:14	Analyst ID.....: 400149	
		Instrument ID..: ICPMS2		MS Run #.....: 9294150	MDL.....: 0.0044	
Cobalt	**0.70**	**0.031**	**mg/kg**	**SW846 6020**	**10/21-10/23/09**	**LLXND1AL**
		Dilution Factor: 0.5		Analysis Time..: 21:14	Analyst ID.....: 400149	
		Instrument ID..: ICPMS2		MS Run #.....: 9294150	MDL.....: 0.00094	
Chromium	**2.9 J**	**0.13**	**mg/kg**	**SW846 6020**	**10/21-10/23/09**	**LLXND1AM**
		Dilution Factor: 0.5		Analysis Time..: 21:14	Analyst ID.....: 400149	
		Instrument ID..: ICPMS2		MS Run #.....: 9294150	MDL.....: 0.0038	
Copper	**2.0**	**0.13**	**mg/kg**	**SW846 6020**	**10/21-10/23/09**	**LLXND1AN**
		Dilution Factor: 0.5		Analysis Time..: 21:14	Analyst ID.....: 400149	
		Instrument ID..: ICPMS2		MS Run #.....: 9294150	MDL.....: 0.021	

(Continued on next page)

Tetra Tech NUS, Inc

Client Sample ID: SD-15-SS

TOTAL Metals

Lot-Sample #...: C9J020291-043 Matrix.....: SOLID

PARAMETER	RESULT	REPORTING LIMIT	UNITS	METHOD	PREPARATION-ANALYSIS DATE	WORK ORDER #
Molybdenum	**0.17 B**	**0.31**	**mg/kg**	**SW846 6020**	**10/21-10/23/09**	**LLXND1AP**
		Dilution Factor: 0.5		Analysis Time..: 21:14	Analyst ID.....: 400149	
		Instrument ID..: ICPMS2		MS Run #.....: 9294150	MDL.....: 0.013	
Nickel	**0.99**	**0.063**	**mg/kg**	**SW846 6020**	**10/21-10/23/09**	**LLXND1AQ**
		Dilution Factor: 0.5		Analysis Time..: 21:14	Analyst ID.....: 400149	
		Instrument ID..: ICPMS2		MS Run #.....: 9294150	MDL.....: 0.0071	
Lead	**2.8**	**0.063**	**mg/kg**	**SW846 6020**	**10/21-10/23/09**	**LLXND1AR**
		Dilution Factor: 0.5		Analysis Time..: 21:14	Analyst ID.....: 400149	
		Instrument ID..: ICPMS2		MS Run #.....: 9294150	MDL.....: 0.0024	
Antimony	**0.042 B**	**0.13**	**mg/kg**	**SW846 6020**	**10/21-10/23/09**	**LLXND1AT**
		Dilution Factor: 0.5		Analysis Time..: 21:14	Analyst ID.....: 400149	
		Instrument ID..: ICPMS2		MS Run #.....: 9294150	MDL.....: 0.0016	
Selenium	ND	0.31	mg/kg	SW846 6020	10/21-10/23/09	LLXND1AU
		Dilution Factor: 0.5		Analysis Time..: 21:14	Analyst ID.....: 400149	
		Instrument ID..: ICPMS2		MS Run #.....: 9294150	MDL.....: 0.032	
Thallium	**0.014 B**	**0.063**	**mg/kg**	**SW846 6020**	**10/21-10/23/09**	**LLXND1AV**
		Dilution Factor: 0.5		Analysis Time..: 21:14	Analyst ID.....: 400149	
		Instrument ID..: ICPMS2		MS Run #.....: 9294150	MDL.....: 0.0013	
Vanadium	**1.4 J**	**0.063**	**mg/kg**	**SW846 6020**	**10/21-10/23/09**	**LLXND1AW**
		Dilution Factor: 0.5		Analysis Time..: 21:14	Analyst ID.....: 400149	
		Instrument ID..: ICPMS2		MS Run #.....: 9294150	MDL.....: 0.0050	
Zinc	**5.2**	**0.31**	**mg/kg**	**SW846 6020**	**10/21-10/23/09**	**LLXND1AX**
		Dilution Factor: 0.5		Analysis Time..: 21:14	Analyst ID.....: 400149	
		Instrument ID..: ICPMS2		MS Run #.....: 9294150	MDL.....: 0.041	

NOTE(S):

Results and reporting limits have been adjusted for dry weight.

B Estimated result. Result is less than RL.

J Method blank contamination. The associated method blank contains the target analyte at a reportable level.

Tetra Tech NUS, Inc

Client Sample ID: SD-4-01

TOTAL Metals

Lot-Sample #...: C9J020291-012
Date Sampled...: 09/29/09 Date Received..: 10/02/09
% Moisture.....: 69
Matrix.....: SOLID

PARAMETER	RESULT	REPORTING LIMIT	UNITS	METHOD	PREPARATION-ANALYSIS DATE	WORK ORDER #
Prep Batch #...: 9287191						
Silver	0.59	0.16	mg/kg	SW846 6020	10/14-10/23/09	LLXL01AF
		Dilution Factor: 0.5		Analysis Time..: 17:08	Analyst ID.....: 400149	
		Instrument ID..: ICPMS2		MS Run #.....: 9287102	MDL.....: 0.0063	
Arsenic	8.5	0.16	mg/kg	SW846 6020	10/14-10/23/09	LLXL01AG
		Dilution Factor: 0.5		Analysis Time..: 17:08	Analyst ID.....: 400149	
		Instrument ID..: ICPMS2		MS Run #.....: 9287102	MDL.....: 0.029	
Barium	46.5	1.6	mg/kg	SW846 6020	10/14-10/23/09	LLXL01AH
		Dilution Factor: 0.5		Analysis Time..: 17:08	Analyst ID.....: 400149	
		Instrument ID..: ICPMS2		MS Run #.....: 9287102	MDL.....: 0.017	
Beryllium	2.0	0.16	mg/kg	SW846 6020	10/14-10/23/09	LLXL01AJ
		Dilution Factor: 0.5		Analysis Time..: 17:08	Analyst ID.....: 400149	
		Instrument ID..: ICPMS2		MS Run #.....: 9287102	MDL.....: 0.012	
Cadmium	3.4	0.16	mg/kg	SW846 6020	10/14-10/23/09	LLXL01AK
		Dilution Factor: 0.5		Analysis Time..: 17:08	Analyst ID.....: 400149	
		Instrument ID..: ICPMS2		MS Run #.....: 9287102	MDL.....: 0.011	
Cobalt	19.3	0.081	mg/kg	SW846 6020	10/14-10/23/09	LLXL01AL
		Dilution Factor: 0.5		Analysis Time..: 17:08	Analyst ID.....: 400149	
		Instrument ID..: ICPMS2		MS Run #.....: 9287102	MDL.....: 0.0024	
Chromium	52.7 J	0.32	mg/kg	SW846 6020	10/14-10/23/09	LLXL01AM
		Dilution Factor: 0.5		Analysis Time..: 17:08	Analyst ID.....: 400149	
		Instrument ID..: ICPMS2		MS Run #.....: 9287102	MDL.....: 0.0099	
Copper	64.9	0.32	mg/kg	SW846 6020	10/14-10/23/09	LLXL01AN
		Dilution Factor: 0.5		Analysis Time..: 17:08	Analyst ID.....: 400149	
		Instrument ID..: ICPMS2		MS Run #.....: 9287102	MDL.....: 0.053	
Molybdenum	1.9 J	0.81	mg/kg	SW846 6020	10/14-10/23/09	LLXL01AP
		Dilution Factor: 0.5		Analysis Time..: 17:08	Analyst ID.....: 400149	
		Instrument ID..: ICPMS2		MS Run #.....: 9287102	MDL.....: 0.034	

(Continued on next page)

Tetra Tech NUS, Inc

Client Sample ID: SD-4-01

TOTAL Metals

Lot-Sample #...: C9J020291-012 Matrix.....: SOLID

PARAMETER	RESULT	REPORTING LIMIT	UNITS	METHOD	PREPARATION-ANALYSIS DATE	WORK ORDER #
Nickel	33.9	0.16	mg/kg	SW846 6020	10/14-10/23/09	LLXL01AQ
		Dilution Factor: 0.5		Analysis Time..: 17:08	Analyst ID.....: 400149	
		Instrument ID..: ICPMS2		MS Run #.....: 9287102	MDL.....: 0.018	
Lead	92.3	0.16	mg/kg	SW846 6020	10/14-10/23/09	LLXL01AR
		Dilution Factor: 0.5		Analysis Time..: 17:08	Analyst ID.....: 400149	
		Instrument ID..: ICPMS2		MS Run #.....: 9287102	MDL.....: 0.0062	
Antimony	0.69 J	0.32	mg/kg	SW846 6020	10/14-10/23/09	LLXL01AT
		Dilution Factor: 0.5		Analysis Time..: 17:08	Analyst ID.....: 400149	
		Instrument ID..: ICPMS2		MS Run #.....: 9287102	MDL.....: 0.0042	
Selenium	1.4	0.81	mg/kg	SW846 6020	10/14-10/23/09	LLXL01AU
		Dilution Factor: 0.5		Analysis Time..: 17:08	Analyst ID.....: 400149	
		Instrument ID..: ICPMS2		MS Run #.....: 9287102	MDL.....: 0.081	
Thallium	0.23	0.16	mg/kg	SW846 6020	10/14-10/23/09	LLXL01AV
		Dilution Factor: 0.5		Analysis Time..: 17:08	Analyst ID.....: 400149	
		Instrument ID..: ICPMS2		MS Run #.....: 9287102	MDL.....: 0.0032	
Vanadium	49.1	0.16	mg/kg	SW846 6020	10/14-10/23/09	LLXL01AW
		Dilution Factor: 0.5		Analysis Time..: 17:08	Analyst ID.....: 400149	
		Instrument ID..: ICPMS2		MS Run #.....: 9287102	MDL.....: 0.013	
Zinc	274	0.81	mg/kg	SW846 6020	10/14-10/23/09	LLXL01AX
		Dilution Factor: 0.5		Analysis Time..: 17:08	Analyst ID.....: 400149	
		Instrument ID..: ICPMS2		MS Run #.....: 9287102	MDL.....: 0.11	
Prep Batch #...: 9292016						
Mercury	0.32	0.053	mg/kg	SW846 7471A	10/19/09	LLXL01A0
		Dilution Factor: 0.5		Analysis Time..: 08:36	Analyst ID.....: 031043	
		Instrument ID..: HGHYDRA		MS Run #.....: 9292008	MDL.....: 0.018	

NOTE(S):

Results and reporting limits have been adjusted for dry weight.

J Method blank contamination. The associated method blank contains the target analyte at a reportable level.

Tetra Tech NUS, Inc

Client Sample ID: SD-4-02

TOTAL Metals

Lot-Sample #...: C9J020291-013
Date Sampled...: 09/29/09 Date Received..: 10/02/09
% Moisture.....: 66
Matrix.....: SOLID

PARAMETER	RESULT	REPORTING LIMIT	UNITS	METHOD	PREPARATION-ANALYSIS DATE	WORK ORDER #
Prep Batch #...: 9287191						
Silver	0.75	0.15	mg/kg	SW846 6020	10/14-10/23/09	LLXL11AF
		Dilution Factor: 0.5		Analysis Time..: 17:12	Analyst ID.....: 400149	
		Instrument ID..: ICPMS2		MS Run #.....: 9287102	MDL.....: 0.0058	
Arsenic	9.3	0.15	mg/kg	SW846 6020	10/14-10/23/09	LLXL11AG
		Dilution Factor: 0.5		Analysis Time..: 17:12	Analyst ID.....: 400149	
		Instrument ID..: ICPMS2		MS Run #.....: 9287102	MDL.....: 0.027	
Barium	45.3	1.5	mg/kg	SW846 6020	10/14-10/23/09	LLXL11AH
		Dilution Factor: 0.5		Analysis Time..: 17:12	Analyst ID.....: 400149	
		Instrument ID..: ICPMS2		MS Run #.....: 9287102	MDL.....: 0.016	
Beryllium	2.1	0.15	mg/kg	SW846 6020	10/14-10/23/09	LLXL11AJ
		Dilution Factor: 0.5		Analysis Time..: 17:12	Analyst ID.....: 400149	
		Instrument ID..: ICPMS2		MS Run #.....: 9287102	MDL.....: 0.011	
Cadmium	5.0	0.15	mg/kg	SW846 6020	10/14-10/23/09	LLXL11AK
		Dilution Factor: 0.5		Analysis Time..: 17:12	Analyst ID.....: 400149	
		Instrument ID..: ICPMS2		MS Run #.....: 9287102	MDL.....: 0.010	
Cobalt	17.7	0.074	mg/kg	SW846 6020	10/14-10/23/09	LLXL11AL
		Dilution Factor: 0.5		Analysis Time..: 17:12	Analyst ID.....: 400149	
		Instrument ID..: ICPMS2		MS Run #.....: 9287102	MDL.....: 0.0022	
Chromium	59.3 J	0.30	mg/kg	SW846 6020	10/14-10/23/09	LLXL11AM
		Dilution Factor: 0.5		Analysis Time..: 17:12	Analyst ID.....: 400149	
		Instrument ID..: ICPMS2		MS Run #.....: 9287102	MDL.....: 0.0090	
Copper	55.8	0.30	mg/kg	SW846 6020	10/14-10/23/09	LLXL11AN
		Dilution Factor: 0.5		Analysis Time..: 17:12	Analyst ID.....: 400149	
		Instrument ID..: ICPMS2		MS Run #.....: 9287102	MDL.....: 0.049	
Molybdenum	1.6 J	0.74	mg/kg	SW846 6020	10/14-10/23/09	LLXL11AP
		Dilution Factor: 0.5		Analysis Time..: 17:12	Analyst ID.....: 400149	
		Instrument ID..: ICPMS2		MS Run #.....: 9287102	MDL.....: 0.031	

(Continued on next page)

Tetra Tech NUS, Inc

Client Sample ID: SD-4-02

TOTAL Metals

Lot-Sample #...: C9J020291-013 Matrix.....: SOLID

PARAMETER	RESULT	REPORTING LIMIT	UNITS	METHOD	PREPARATION-ANALYSIS DATE	WORK ORDER #
Nickel	33.5	0.15	mg/kg	SW846 6020	10/14-10/23/09	LLXL11AQ
		Dilution Factor: 0.5		Analysis Time..: 17:12	Analyst ID.....: 400149	
		Instrument ID..: ICPMS2		MS Run #.....: 9287102	MDL.....: 0.017	
Lead	103	0.15	mg/kg	SW846 6020	10/14-10/23/09	LLXL11AR
		Dilution Factor: 0.5		Analysis Time..: 17:12	Analyst ID.....: 400149	
		Instrument ID..: ICPMS2		MS Run #.....: 9287102	MDL.....: 0.0056	
Antimony	0.83 J	0.30	mg/kg	SW846 6020	10/14-10/23/09	LLXL11AT
		Dilution Factor: 0.5		Analysis Time..: 17:12	Analyst ID.....: 400149	
		Instrument ID..: ICPMS2		MS Run #.....: 9287102	MDL.....: 0.0038	
Selenium	1.8	0.74	mg/kg	SW846 6020	10/14-10/23/09	LLXL11AU
		Dilution Factor: 0.5		Analysis Time..: 17:12	Analyst ID.....: 400149	
		Instrument ID..: ICPMS2		MS Run #.....: 9287102	MDL.....: 0.074	
Thallium	0.27	0.15	mg/kg	SW846 6020	10/14-10/23/09	LLXL11AV
		Dilution Factor: 0.5		Analysis Time..: 17:12	Analyst ID.....: 400149	
		Instrument ID..: ICPMS2		MS Run #.....: 9287102	MDL.....: 0.0030	
Vanadium	53.7	0.15	mg/kg	SW846 6020	10/14-10/23/09	LLXL11AW
		Dilution Factor: 0.5		Analysis Time..: 17:12	Analyst ID.....: 400149	
		Instrument ID..: ICPMS2		MS Run #.....: 9287102	MDL.....: 0.012	
Zinc	312	0.74	mg/kg	SW846 6020	10/14-10/23/09	LLXL11AX
		Dilution Factor: 0.5		Analysis Time..: 17:12	Analyst ID.....: 400149	
		Instrument ID..: ICPMS2		MS Run #.....: 9287102	MDL.....: 0.096	
Prep Batch #...: 9292016						
Mercury	0.33	0.049	mg/kg	SW846 7471A	10/19/09	LLXL11A0
		Dilution Factor: 0.5		Analysis Time..: 08:38	Analyst ID.....: 031043	
		Instrument ID..: HGHYDRA		MS Run #.....: 9292008	MDL.....: 0.016	

NOTE(S):

Results and reporting limits have been adjusted for dry weight.

J Method blank contamination. The associated method blank contains the target analyte at a reportable level.

Tetra Tech NUS, Inc

Client Sample ID: SD-4-SS

TOTAL Metals

Lot-Sample #...: C9J020291-011
Date Sampled...: 09/29/09 Date Received..: 10/02/09 Matrix.....: SOLID
% Moisture.....: 70

PARAMETER	RESULT	REPORTING LIMIT	UNITS	METHOD	PREPARATION-ANALYSIS DATE	WORK ORDER #
Prep Batch #...: 9287191						
Silver	0.59	0.17	mg/kg	SW846 6020	10/14-10/23/09	LLXLX1AF
		Dilution Factor: 0.5		Analysis Time..: 17:04	Analyst ID.....: 400149	
		Instrument ID..: ICPMS2		MS Run #.....: 9287102	MDL.....: 0.0065	
Arsenic	9.0	0.17	mg/kg	SW846 6020	10/14-10/23/09	LLXLX1AG
		Dilution Factor: 0.5		Analysis Time..: 17:04	Analyst ID.....: 400149	
		Instrument ID..: ICPMS2		MS Run #.....: 9287102	MDL.....: 0.030	
Barium	45.6	1.7	mg/kg	SW846 6020	10/14-10/23/09	LLXLX1AH
		Dilution Factor: 0.5		Analysis Time..: 17:04	Analyst ID.....: 400149	
		Instrument ID..: ICPMS2		MS Run #.....: 9287102	MDL.....: 0.018	
Beryllium	1.8	0.17	mg/kg	SW846 6020	10/14-10/23/09	LLXLX1AJ
		Dilution Factor: 0.5		Analysis Time..: 17:04	Analyst ID.....: 400149	
		Instrument ID..: ICPMS2		MS Run #.....: 9287102	MDL.....: 0.012	
Cadmium	2.2	0.17	mg/kg	SW846 6020	10/14-10/23/09	LLXLX1AK
		Dilution Factor: 0.5		Analysis Time..: 17:04	Analyst ID.....: 400149	
		Instrument ID..: ICPMS2		MS Run #.....: 9287102	MDL.....: 0.012	
Cobalt	18.0	0.083	mg/kg	SW846 6020	10/14-10/23/09	LLXLX1AL
		Dilution Factor: 0.5		Analysis Time..: 17:04	Analyst ID.....: 400149	
		Instrument ID..: ICPMS2		MS Run #.....: 9287102	MDL.....: 0.0025	
Chromium	48.8 J	0.33	mg/kg	SW846 6020	10/14-10/23/09	LLXLX1AM
		Dilution Factor: 0.5		Analysis Time..: 17:04	Analyst ID.....: 400149	
		Instrument ID..: ICPMS2		MS Run #.....: 9287102	MDL.....: 0.010	
Copper	97.2	0.33	mg/kg	SW846 6020	10/14-10/23/09	LLXLX1AN
		Dilution Factor: 0.5		Analysis Time..: 17:04	Analyst ID.....: 400149	
		Instrument ID..: ICPMS2		MS Run #.....: 9287102	MDL.....: 0.055	
Molybdenum	1.9 J	0.83	mg/kg	SW846 6020	10/14-10/23/09	LLXLX1AP
		Dilution Factor: 0.5		Analysis Time..: 17:04	Analyst ID.....: 400149	
		Instrument ID..: ICPMS2		MS Run #.....: 9287102	MDL.....: 0.034	

(Continued on next page)

Tetra Tech NUS, Inc

Client Sample ID: SD-4-SS

TOTAL Metals

Lot-Sample #...: C9J020291-011 Matrix.....: SOLID

PARAMETER	RESULT	REPORTING LIMIT	UNITS	METHOD	PREPARATION-ANALYSIS DATE	WORK ORDER #
Nickel	30.3	0.17	mg/kg	SW846 6020	10/14-10/23/09	LLXLX1AQ
		Dilution Factor: 0.5		Analysis Time..: 17:04	Analyst ID.....: 400149	
		Instrument ID..: ICPMS2		MS Run #.....: 9287102	MDL.....: 0.019	
Lead	78.8	0.17	mg/kg	SW846 6020	10/14-10/23/09	LLXLX1AR
		Dilution Factor: 0.5		Analysis Time..: 17:04	Analyst ID.....: 400149	
		Instrument ID..: ICPMS2		MS Run #.....: 9287102	MDL.....: 0.0063	
Antimony	1.9 J	0.33	mg/kg	SW846 6020	10/14-10/23/09	LLXLX1AT
		Dilution Factor: 0.5		Analysis Time..: 17:04	Analyst ID.....: 400149	
		Instrument ID..: ICPMS2		MS Run #.....: 9287102	MDL.....: 0.0043	
Selenium	1.5	0.83	mg/kg	SW846 6020	10/14-10/23/09	LLXLX1AU
		Dilution Factor: 0.5		Analysis Time..: 17:04	Analyst ID.....: 400149	
		Instrument ID..: ICPMS2		MS Run #.....: 9287102	MDL.....: 0.083	
Thallium	0.21	0.17	mg/kg	SW846 6020	10/14-10/23/09	LLXLX1AV
		Dilution Factor: 0.5		Analysis Time..: 17:04	Analyst ID.....: 400149	
		Instrument ID..: ICPMS2		MS Run #.....: 9287102	MDL.....: 0.0033	
Vanadium	46.9	0.17	mg/kg	SW846 6020	10/14-10/23/09	LLXLX1AW
		Dilution Factor: 0.5		Analysis Time..: 17:04	Analyst ID.....: 400149	
		Instrument ID..: ICPMS2		MS Run #.....: 9287102	MDL.....: 0.013	
Zinc	251	0.83	mg/kg	SW846 6020	10/14-10/23/09	LLXLX1AX
		Dilution Factor: 0.5		Analysis Time..: 17:04	Analyst ID.....: 400149	
		Instrument ID..: ICPMS2		MS Run #.....: 9287102	MDL.....: 0.11	
Prep Batch #...: 9292016						
Mercury	0.28	0.055	mg/kg	SW846 7471A	10/19/09	LLXLX1A0
		Dilution Factor: 0.5		Analysis Time..: 08:34	Analyst ID.....: 031043	
		Instrument ID..: HGHYDRA		MS Run #.....: 9292008	MDL.....: 0.018	

NOTE(S):

Results and reporting limits have been adjusted for dry weight.

J Method blank contamination. The associated method blank contains the target analyte at a reportable level.

Stansbury Creek, Martin State

CR, Hexavalent

Lab Name: TESTAMERICA PITTSBURGH
Client Name: Tetra Tech NUS, Inc
Matrix: SOLID

Method: SW846 7196A
Lot Number: C9J020291

Alkaline Digestion for Hexavalent Chromium

Client Sample ID	Sample Number	Workorder	Result	Units	Min. Detection Limit	Reporting Limit	Dilution Factor	Prep Date - Analysis Date/Time	QC Batch
SD-07-01	C9J020291 001	LLXLA1A1	ND	mg/kg	0.19	0.82	0.98	10/17/2009 - 10/20/2009 16:35	9291016
SD-07-01	C9J020291 001	LLXLA2A1	ND	mg/kg	0.20	0.85	1.01	10/17/2009 - 10/20/2009 18:00	9292366
SD-07-02	C9J020291 002	LLXLG1AC	ND	mg/kg	0.18	0.77	1	10/17/2009 - 10/20/2009 16:40	9291016
SD-07-02	C9J020291 002	LLXLG3AC	ND	mg/kg	0.18	0.76	0.99	10/17/2009 - 10/20/2009 18:05	9292366
SD-08-SS	C9J020291 003	LLXLH1AC	ND	mg/kg	0.20	0.86	1	10/17/2009 - 10/20/2009 16:41	9291016
SD-08-SS	C9J020291 003	LLXLH2AC	ND	mg/kg	0.21	0.88	1.02	10/17/2009 - 10/20/2009 18:06	9292366
SD-08-01	C9J020291 004	LLXLJ1AC	0.20 B	mg/kg	0.20	0.87	1	10/17/2009 - 10/20/2009 16:44	9291016
SD-08-01	C9J020291 004	LLXLJ2AC	ND	mg/kg	0.21	0.87	1.01	10/17/2009 - 10/20/2009 18:09	9292366
SD-08-02	C9J020291 005	LLXLK1AC	ND	mg/kg	0.18	0.78	0.98	10/17/2009 - 10/20/2009 16:45	9291016
SD-08-02	C9J020291 005	LLXLK2AC	ND	mg/kg	0.18	0.78	0.98	10/17/2009 - 10/20/2009 18:10	9292366
SD-08-02	C9J020291 006	LLXLL2AC	ND	mg/kg	0.17	0.71	1	10/17/2009 - 10/20/2009 18:11	9292366
SD-08-02	C9J020291 006	LLXLL1AC	ND	mg/kg	0.17	0.72	1.02	10/17/2009 - 10/20/2009 16:46	9291016
SD-02-SS	C9J020291 007	LLXLM2AC	ND	mg/kg	0.15	0.64	0.99	10/17/2009 - 10/20/2009 18:12	9292366
SD-02-SS	C9J020291 007	LLXLM1AC	ND	mg/kg	0.15	0.63	0.98	10/17/2009 - 10/20/2009 16:47	9291016
SD-02-01	C9J020291 008	LLXLP2AC	ND	mg/kg	0.14	0.59	0.98	10/17/2009 - 10/20/2009 18:13	9292366
SD-02-01	C9J020291 008	LLXLP1AC	ND	mg/kg	0.14	0.60	0.99	10/17/2009 - 10/20/2009 16:48	9291016
SD-02-02	C9J020291 009	LLXLT2AC	ND	mg/kg	0.14	0.58	0.99	10/17/2009 - 10/20/2009 18:14	9292366
SD-02-02	C9J020291 009	LLXLT1AC	ND	mg/kg	0.14	0.59	1	10/17/2009 - 10/20/2009 16:49	9291016

Stansbury Creek, Martin State

CR, Hexavalent

Lab Name: TESTAMERICA PITTSBURGH **Method:** SW846 7196A

Client Name: Tetra Tech NUS, Inc **Lot Number:** C9J020291

Matrix: SOLID

SD-03-SS	C9J020291 010	LLXLV1AC	ND	mg/kg	0.13	0.55	1.01	10/17/2009 - 10/20/2009 16:50	9291016
SD-03-SS	C9J020291 010	LLXLV2AC	ND	mg/kg	0.13	0.55	1.01	10/17/2009 - 10/20/2009 18:15	9292366
SD-4-SS	C9J020291 011	LLXLX2AC	ND	mg/kg	0.32	1.3	1.01	10/17/2009 - 10/20/2009 18:16	9292366
SD-4-SS	C9J020291 011	LLXLX1AC	ND	mg/kg	0.32	1.4	1.02	10/17/2009 - 10/20/2009 16:51	9291016
SD-4-01	C9J020291 012	LLXL01AC	ND	mg/kg	0.31	1.3	1	10/17/2009 - 10/20/2009 16:53	9291016
SD-4-01	C9J020291 012	LLXL02AC	ND	mg/kg	0.31	1.3	1	10/17/2009 - 10/20/2009 18:18	9292366
SD-4-02	C9J020291 013	LLXL11AC	ND	mg/kg	0.28	1.2	1	10/17/2009 - 10/20/2009 16:56	9291016
SD-4-02	C9J020291 013	LLXL12AC	ND	mg/kg	0.28	1.2	1.01	10/17/2009 - 10/20/2009 18:21	9292366
SD-05-SS	C9J020291 014	LLXL22AC	ND	mg/kg	0.25	1.0	0.98	10/17/2009 - 10/20/2009 18:22	9292366
SD-05-SS	C9J020291 014	LLXL21AC	ND	mg/kg	0.25	1.1	0.99	10/17/2009 - 10/20/2009 16:57	9291016
SD-05-01	C9J020291 015	LLXL32AC	ND	mg/kg	0.20	0.86	1.01	10/17/2009 - 10/20/2009 18:23	9292366
SD-05-01	C9J020291 015	LLXL31AC	ND	mg/kg	0.21	0.87	1.02	10/17/2009 - 10/20/2009 16:58	9291016
SD-05-02	C9J020291 016	LLXL52AC	ND	mg/kg	0.20	0.85	0.98	10/17/2009 - 10/20/2009 18:24	9292366
SD-05-02	C9J020291 016	LLXL51AC	ND	mg/kg	0.20	0.86	1	10/17/2009 - 10/20/2009 16:59	9291016
SD-01-SS	C9J020291 017	LLXL61AC	ND	mg/kg	0.19	0.82	0.99	10/17/2009 - 10/20/2009 17:00	9291016
SD-01-SS	C9J020291 017	LLXL62AC	ND	mg/kg	0.19	0.82	0.99	10/17/2009 - 10/20/2009 18:25	9292366
SD-01-01	C9J020291 018	LLXL82AC	ND	mg/kg	0.18	0.75	0.98	10/17/2009 - 10/20/2009 18:26	9292366
SD-01-01	C9J020291 018	LLXL81AC	ND	mg/kg	0.18	0.77	1.01	10/17/2009 - 10/20/2009 17:01	9291016
SD-01-02	C9J020291 019	LLXMA1AC	ND	mg/kg	0.19	0.79	1.01	10/17/2009 - 10/20/2009 17:02	9291016
SD-01-02	C9J020291 019	LLXMA2AC	ND	mg/kg	0.19	0.79	1.01	10/17/2009 - 10/20/2009 18:27	9292366

Stansbury Creek, Martin State

CR, Hexavalent

Lab Name: TESTAMERICA PITTSBURGH **Method:** SW846 7196A

Client Name: Tetra Tech NUS, Inc **Lot Number:** C9J020291

Matrix: SOLID

SD-07-SS	C9J020291 020	LLXMC2AC	ND	mg/kg	0.19	0.81	1	10/17/2009 - 10/20/2009 16:28	9292366
SD-07-SS	C9J020291 020	LLXMC1AC	ND	mg/kg	0.20	0.83	1.02	10/17/2009 - 10/20/2009 17:03	9291016
SD-03-01	C9J020291 021	LLXMD2AC	0.13 B	mg/kg	0.13	0.54	0.99	10/17/2009 - 10/20/2009 21:45	9292367
SD-03-01	C9J020291 021	LLXMD1AC	ND	mg/kg	0.13	0.55	1	10/17/2009 - 10/20/2009 19:45	9291017
SD-03-01	C9J020291 022	LLXME2AC	0.13 B	mg/kg	0.13	0.55	0.99	10/17/2009 - 10/20/2009 21:50	9292367
SD-03-01	C9J020291 022	LLXME1AC	ND	mg/kg	0.13	0.55	1	10/17/2009 - 10/20/2009 19:50	9291017
SD-03-02	C9J020291 023	LLXMF1AC	ND	mg/kg	0.11	0.47	0.98	10/17/2009 - 10/20/2009 19:51	9291017
SD-03-02	C9J020291 023	LLXMF2AC	ND	mg/kg	0.11	0.47	1	10/17/2009 - 10/20/2009 21:51	9292367
SD-10-SS	C9J020291 024	LLXMG1AC	ND	mg/kg	0.26	1.1	0.99	10/17/2009 - 10/20/2009 19:54	9291017
SD-10-SS	C9J020291 024	LLXMG2AC	0.53 B	mg/kg	0.26	1.1	1.01	10/17/2009 - 10/20/2009 21:54	9292367
SD-10-01	C9J020291 025	LLXMH1AC	0.52 B	mg/kg	0.19	0.81	0.98	10/17/2009 - 10/20/2009 19:55	9291017
SD-10-01	C9J020291 025	LLXMH2AC	ND	mg/kg	0.20	0.83	1	10/17/2009 - 10/20/2009 21:55	9292367
SD-10-02	C9J020291 026	LLXMJ2AC	ND	mg/kg	0.29	1.2	0.99	10/17/2009 - 10/20/2009 21:56	9292367
SD-10-02	C9J020291 026	LLXMJ1AC	ND	mg/kg	0.30	1.3	1.02	10/17/2009 - 10/20/2009 19:56	9291017
SD-13-SS	C9J020291 027	LLXMK2AC	ND	mg/kg	0.27	1.1	0.99	10/17/2009 - 10/20/2009 21:57	9292367
SD-13-SS	C9J020291 027	LLXMK1AC	ND	mg/kg	0.27	1.1	1.01	10/17/2009 - 10/20/2009 19:57	9291017
SD-13-01	C9J020291 028	LLXML1AC	ND	mg/kg	0.28	1.2	1.01	10/17/2009 - 10/20/2009 19:58	9291017
SD-13-01	C9J020291 028	LLXML2AC	ND	mg/kg	0.28	1.2	1.02	10/17/2009 - 10/20/2009 21:58	9292367
SD-13-02	C9J020291 029	LLXMN1AC	ND	mg/kg	0.28	1.2	1.01	10/17/2009 - 10/20/2009 19:59	9291017
SD-13-02	C9J020291 029	LLXMN2AC	ND	mg/kg	0.28	1.2	0.98	10/17/2009 - 10/20/2009 21:59	9292367

Stansbury Creek, Martin State

CR, Hexavalent

Lab Name: TESTAMERICA PITTSBURGH **Method:** SW846 7196A

Client Name: Tetra Tech NUS, Inc **Lot Number:** C9J020291

Matrix: SOLID

SD-12-SS	C9J020291 030	LLXMP2AC	0.29 B	mg/kg	0.11	0.49	1.01	10/17/2009 - 10/20/2009 22:00	9292367
SD-12-SS	C9J020291 030	LLXMP1AC	ND	mg/kg	0.12	0.49	1.02	10/17/2009 - 10/20/2009 20:00	9291017
SD-12-01	C9J020291 031	LLXMV1AC	0.12 B	mg/kg	0.12	0.51	1	10/17/2009 - 10/20/2009 20:01	9291017
SD-12-01	C9J020291 031	LLXMV2AC	ND	mg/kg	0.12	0.51	1	10/17/2009 - 10/20/2009 22:01	9292367
SD-12-02	C9J020291 032	LLXMX2AC	ND	mg/kg	0.12	0.49	1	10/17/2009 - 10/20/2009 22:03	9292367
SD-12-02	C9J020291 032	LLXMX1AC	ND	mg/kg	0.12	0.50	1.01	10/17/2009 - 10/20/2009 20:03	9291017
SD-11-SS	C9J020291 033	LLXM02AC	ND	mg/kg	0.32	1.3	1.01	10/17/2009 - 10/20/2009 22:06	9292367
SD-11-SS	C9J020291 033	LLXM01AC	ND	mg/kg	0.31	1.3	1	10/17/2009 - 10/20/2009 20:06	9291017
SD-11-01	C9J020291 034	LLXM22AC	ND	mg/kg	0.28	1.2	0.99	10/17/2009 - 10/20/2009 22:07	9292367
SD-11-01	C9J020291 034	LLXM21AC	ND	mg/kg	0.27	1.2	0.98	10/17/2009 - 10/20/2009 20:07	9291017
SD-11-02	C9J020291 035	LLXM31AC	ND	mg/kg	0.24	1.0	1.02	10/17/2009 - 10/20/2009 20:08	9291017
SD-11-02	C9J020291 035	LLXM32AC	0.35 B	mg/kg	0.23	0.99	1.01	10/17/2009 - 10/20/2009 22:08	9292367
SD-06-SS	C9J020291 036	LLXM41AC	ND	mg/kg	0.31	1.3	1	10/17/2009 - 10/20/2009 20:09	9291017
SD-06-SS	C9J020291 036	LLXM42AC	0.46 B	mg/kg	0.31	1.3	1.02	10/17/2009 - 10/20/2009 22:09	9292367
SD-06-01	C9J020291 037	LLXM51AC	0.59 B	mg/kg	0.28	1.2	0.99	10/17/2009 - 10/20/2009 20:10	9291017
SD-06-01	C9J020291 037	LLXM52AC	ND	mg/kg	0.28	1.2	0.99	10/17/2009 - 10/20/2009 22:10	9292367
SD-06-02	C9J020291 038	LLXM71AC	ND	mg/kg	0.27	1.1	0.98	10/17/2009 - 10/20/2009 20:11	9291017
SD-06-02	C9J020291 038	LLXM72AC	ND	mg/kg	0.27	1.1	0.99	10/17/2009 - 10/20/2009 22:11	9292367
SD-09-SS	C9J020291 039	LLXM82AC	ND	mg/kg	0.30	1.3	0.98	10/17/2009 - 10/20/2009 22:12	9292367
SD-09-SS	C9J020291 039	LLXM81AC	0.46 B	mg/kg	0.31	1.3	1	10/17/2009 - 10/20/2009 20:12	9291017

Stansbury Creek, Martin State

CR, Hexavalent

Lab Name: TESTAMERICA PITTSBURGH **Method:** SW846 7196A

Client Name: Tetra Tech NUS, Inc

Matrix: SOLID **Lot Number:** C9J020291

SD-09-01	C9J020291 040	LLXM92AC	1.3	mg/kg	0.30	1.3	0.98	10/17/2009 - 10/20/2009 22:13	9292367
SD-09-01	C9J020291 040	LLXM91AC	0.30 B	mg/kg	0.30	1.3	1	10/17/2009 - 10/20/2009 20:13	9291017
SD-09-02	C9J020291 041	LLXNA1AC	ND	mg/kg	0.27	1.2	1.01	10/18/2009 - 10/20/2009 00:00	9291018
SD-09-02	C9J020291 041	LLXNA2AC	ND	mg/kg	0.28	1.2	1.02	10/18/2009 - 10/21/2009 00:50	9292395
SD-09-SS	C9J020291 042	LLXNC2AC	ND	mg/kg	0.31	1.3	1.02	10/18/2009 - 10/21/2009 00:55	9292395
SD-09-SS	C9J020291 042	LLXNC1AC	0.45 B	mg/kg	0.31	1.3	1.02	10/18/2009 - 10/20/2009 00:05	9291018
SD-15-SS	C9J020291 043	LLXND1AC	ND	mg/kg	0.12	0.49	0.98	10/18/2009 - 10/20/2009 00:06	9291018
SD-15-SS	C9J020291 043	LLXND2AC	0.24 B	mg/kg	0.12	0.50	1	10/18/2009 - 10/21/2009 00:56	9292395
SD-15-01	C9J020291 044	LLXNG1AC	ND	mg/kg	0.12	0.52	0.99	10/18/2009 - 10/20/2009 00:09	9291018
SD-15-01	C9J020291 044	LLXNG2AC	ND	mg/kg	0.12	0.52	1	10/18/2009 - 10/21/2009 00:59	9292395
SD-14-SS	C9J020291 045	LLXNH2AC	ND	mg/kg	0.14	0.58	0.98	10/18/2009 - 10/21/2009 01:00	9292395
SD-14-SS	C9J020291 045	LLXNH1AC	ND	mg/kg	0.14	0.60	1.02	10/18/2009 - 10/20/2009 00:10	9291018
SD-14-01	C9J020291 046	LLXNJ2AC	ND	mg/kg	0.12	0.49	0.99	10/18/2009 - 10/21/2009 01:01	9292395
SD-14-01	C9J020291 046	LLXNJ1AC	ND	mg/kg	0.12	0.50	1.01	10/18/2009 - 10/20/2009 00:11	9291018
SD-14-02	C9J020291 047	LLXNK1AC	0.41 B	mg/kg	0.11	0.48	1	10/18/2009 - 10/20/2009 00:12	9291018
SD-14-02	C9J020291 047	LLXNK2AC	0.41 B	mg/kg	0.11	0.48	1	10/18/2009 - 10/21/2009 01:02	9292395
SD-05-SS	C9J020291 048	LLXNL2AC	0.51 B	mg/kg	0.25	1.1	1.01	10/18/2009 - 10/21/2009 01:03	9292395
SD-05-SS	C9J020291 048	LLXNL1AC	ND	mg/kg	0.25	1.1	1.02	10/18/2009 - 10/20/2009 00:13	9291018

APPENDIX C
SUPPORT DOCUMENTATION

CASE NARRATIVE
TETRA TECH NUS, INC.
Stansbury Creek, Martin State

Lot #: C9J020291

The following report contains the analytical results for samples submitted to TestAmerica-Pittsburgh by Tetra Tech NUS, Inc. from Stansbury Creek. The samples were received October 2, 2009 according to documented sample acceptance procedures.

TestAmerica-Pittsburgh utilizes only USEPA approved methods and instrumentation in all analytical work. The samples presented in this report were analyzed for the parameters listed on the method reference page in accordance with the methods indicated.

If project specific QC was not required for samples contained in this report, when batch QC was completed on these samples, anomalous results will be discussed below.

Sample Receiving:
Sample SD-05-SS was received but not listed on the chain of custody. The sample was logged in for analysis.

GC/MS Volatiles:
TestAmerica's North Canton laboratory analyzed the volatiles.

The method blanks had compounds detected below the reporting limit but above the MDL. The result was flagged with a "J" qualifier. Any sample associated with these blanks had the same compounds detected had the results flagged with a "B" qualifier.

GC/MS Semivolatiles:
All non-CCC compounds that have >15% RSD were evaluated to see if a better curve could be drawn using a quadratic curve. All compounds <30% RSD will use an average response factor curve if no visible improvement is accomplished using a quadratic curve. A quadratic curve will be used for a compound where it is determined to be the "best-fit" evaluation.

Several of the continuing calibration standards had compounds >25%D; however they were within the expected performance range for these compounds.

Several samples were analyzed at a dilution due to matrix interference.

Sample SD-11-SS matrix spike duplicate had 2-fluorophenol surrogate recover below the control limit.

Sample SD-11-SS matrix spike duplicate had several compounds recover below the control limits. The RPD between the matrix spikes was above the control limit for pentachlorophenol.

SAMPLE SUMMARY

C9J020291

WO #	SAMPLE#	CLIENT SAMPLE ID	SAMPLED DATE	SAMP TIME
LLXLA	001	SD-07-01 — MS Cr	09/29/09	17:25
LLXLG	002	SD-07-02	09/29/09	17:30
LLXLH	003	SD-08-SS	09/30/09	07:50
LLXLJ	004	SD-08-01	09/30/09	07:55
LLXLK	005	SD-08-02	09/30/09	08:00
LLXLL	006	SD-08-02	09/30/09	08:10
LLXLM	007	SD-02-SS	09/30/09	09:20
LLXLP	008	SD-02-01	09/30/09	09:25
LLXLT	009	SD-02-02	09/30/09	09:30
LLXLV	010	SD-03-SS	09/30/09	10:30
LLXLX	011	SD-4-SS	09/29/09	12:35
LLXL0	012	SD-4-01	09/29/09	12:35
LLXL1	013	SD-4-02	09/29/09	12:35
LLXL2	014	SD-05-SS	09/29/09	15:10
LLXL3	015	SD-05-01	09/29/09	15:15
LLXL5	016	SD-05-02	09/29/09	15:20
LLXL6	017	SD-01-SS	09/29/09	16:35
LLXL8	018	SD-01-01	09/29/09	16:45
LLXMA	019	SD-01-02	09/29/09	16:50
LLXMC	020	SD-07-SS	09/29/09	17:20
LLXMD	021	SD-03-01 — MS Cr	09/30/09	10:35
LLXME	022	SD-03-01	09/30/09	10:37
LLXMF	023	SD-03-02	09/30/09	10:40
LLXMG	024	SD-10-SS	09/30/09	11:35
LLXMH	025	SD-10-01	09/30/09	11:40
LLXMJ	026	SD-10-02	09/30/09	11:45
LLXMK	027	SD-13-SS	09/30/09	14:40
LLXML	028	SD-13-01	09/30/09	14:45
LLXMN	029	SD-13-02	09/30/09	14:50
LLXMP	030	SD-12-SS	09/30/09	12:55
LLXMV	031	SD-12-01	09/30/09	13:00
LLXMX	032	SD-12-02	09/30/09	13:05
LLXM0	033	SD-11-SS	10/01/09	11:45
LLXM2	034	SD-11-01	10/01/09	11:50
LLXM3	035	SD-11-02	10/01/09	11:55
LLXM4	036	SD-06-SS	09/30/09	15:43

(Continued on next page)

CASE NARRATIVE
TETRA TECH NUS, INC.
Stansbury Creek, Martin State

Lot #: C9J020291

PCBs:
The matrix spikes for SD-08-SS recovered below the control limit for aroclor 1016 and 1260.

Metals:
The serial dilution percent difference for SD-07-01 was outside the control limit for arsenic and molybdenum.

The method blanks had analytes detected at concentrations between the MDL and the reporting limit. The results were flagged with a "B" qualifier. Any sample associated with a method blank that had the same analyte detected had the result flagged with a "J" qualifier.

The matrix spikes for SD-07-01 recovered below the control limit for antimony and copper.

For SD-07-01, SD-03-01, and SD-09-02 matrix spike and matrix spike duplicate, lead recoveries were not calculated due to the concentration of analyte in the sample being >4 times the concentration of spike added.

The matrix spikes for SD-09-02 recovered below the control limit for antimony and above the control limit for chromium.

General Chemistry:
For hexavalent chromium, the sample soluble, insoluble, and post-digestion spike recoveries were outside criteria. Acceptable LCS soluble and insoluble analysis data demonstrate that the analytical system was operating in control; this condition is most likely due to a matrix effect. An ORP was performed for sample and the chart is included in the report. The samples were reanalyzed with the same effect on the spikes. Both sets of results are reported.

METHODS SUMMARY

C9J020291

PARAMETER	ANALYTICAL METHOD	PREPARATION METHOD
Hexavalent Chromium	SW846 7196A	SW846 3060A
ICP-MS (6020)	SW846 6020	SW846 3050B
Mercury in Solid Waste (Manual Cold-Vapor)	SW846 7471A	SW846 7471A
PCBs by SW-846 8082	SW846 8082	SW846 3541
Semivolatile Organic Compounds by GC/MS	SW846 8270C	SW846 3541
Total Residue as Percent Solids	SM20 2540G	
Volatile Organics by GC/MS	SW846 8260B	SW846 5030B

References:

SM20 "STANDARD METHODS FOR THE EXAMINATION OF WATER AND WASTEWATER", 20TH EDITION."

SW846 "Test Methods for Evaluating Solid Waste, Physical/Chemical Methods", Third Edition, November 1986 and its updates.

SAMPLE SUMMARY

C9J020291

WO #	SAMPLE#	CLIENT SAMPLE ID	SAMPLED DATE	SAMP TIME
LLXM5	037	SD-06-01	09/30/09	15:50
LLXM7	038	SD-06-02	09/30/09	15:55
LLXM8	039	SD-09-SS	10/01/09	08:00
LLXM9	040	SD-09-01	10/01/09	08:05
LLXNA	041	SD-09-02 — MS Cr	10/01/09	08:10
LLXNC	042	SD-09-SS	10/01/09	08:02
LLXND	043	SD-15-SS	10/01/09	10:05
LLXNG	044	SD-15-01	10/01/09	10:10
LLXNH	045	SD-14-SS	10/01/09	10:45
LLXNJ	046	SD-14-01	10/01/09	10:50
LLXNK	047	SD-14-02	10/01/09	10:55
LLXNL	048	SD-05-SS	09/29/09	15:06

NOTE(S):

- The analytical results of the samples listed above are presented on the following pages.
- All calculations are performed before rounding to avoid round-off errors in calculated results.
- Results noted as "ND" were not detected at or above the stated limit.
- This report must not be reproduced, except in full, without the written approval of the laboratory.
- Results for the following parameters are never reported on a dry weight basis: color, corrosivity, density, flashpoint, ignitability, layers, odor, paint filter test, pH, porosity pressure, reactivity, redox potential, specific gravity, spot tests, solids, solubility, temperature, viscosity, and weight.

C9J020291

Chain of Custody Record

TestAmerica
THE LEADER IN ENVIRONMENTAL TESTING

TestAmerica Laboratory location: _____
Regulatory program: ☐ DW ☐ NPDES ☐ RCRA ☐ Other _____

TestAmerica Laboratories, Inc.

Client Contact				
Company Name: TETRA TECH	Client Project Manager: DEV MURALI	Site Contact: Tony Apanavage	Lab Contact:	COC No:
Address: 20251 Century Blvd SUITE 200	Telephone: 301 528 5552	Telephone: 301 233 8230	Telephone:	1 of 4 COCs
City/State/Zip: GERMANTOWN, MD. 20874	Email: Dev.Murali@tetratech.com			
Phone: 301 528 5552		TAT if different from below ☐ 3 weeks ☐ 2 weeks ☐ 1 week ☐ 2 days ☐ 1 day	Analyses	
Project Name: STANSBURY CREEK SEDIMENT	Method of Shipment/Carrier:			
Project Number: 112ICO2371	Shipping/Tracking No:			
PO#				

Sample Identification	Sample Date	Sample Time	Air	Aqueous	Sediment	Solid	Other:	H2SO4	HNO3	HCl	NaOH	ZnAc/ NaOH	Unpres	Other:		VOCs	SVOCs	PCB	metals	Cr (VI)	Sample Specific Notes / Special Instructions:
SD-07-01	9/29/09	17:25			X									X	N	4oz	8oz	8oz	8oz	8oz	4oz and 8oz glass
SD-07-02	9/29/09	17:30																			
SD-08-SS	9/30/09	7:50																			
SD-08-01		7:55																			
SD-08-02		8:00																			
SD-08-02		8:10																			
SD-02-SS		9:20																			
SD-02-01		9:25																			
SD-02-02		9:30																			
SD-03-SS		10:30																			

Possible Hazard Identification
☐ Non-Hazard ☐ Flammable ☐ Skin Irritant ☐ Poison B ☐ Unknown

Sample Disposal (A fee may be assessed if samples are retained longer than 1 month)
☐ Return to Client ☐ Disposal By Lab ☐ Archive For _____ Months

Special Instructions/QC Requirements & Comments:
preserved with ice

Relinquished by:	Company: Tetra Tech	Date/Time: 9/30/09 1600	Received by:	Company: TestAmerica	Date/Time: 10/1/09 8:40AM
Relinquished by:	Company: TestAmerica	Date/Time: 10/1/09 9:30 AM	Received by:	Company:	Date/Time:
Relinquished by:	Company:	Date/Time:	Received in Laboratory by:	Company: TA-Pitt	Date/Time: 10/2/09 10AM

©2008, TestAmerica Laboratories, Inc. All rights reserved.
TestAmerica & Design ™ are trademarks of TestAmerica Laboratories, Inc.

TAL-0018 (1008)

28

(1 - 821)

C9J020291

Chain of Custody Record

TestAmerica
THE LEADER IN ENVIRONMENTAL TESTING

TestAmerica Laboratory location: _____
Regulatory program: ☐ DW ☐ NPDES ☐ RCRA ☐ Other _____

TestAmerica Laboratories, Inc.

Client Contact				
Company Name: Tetra Tech	Client Project Manager: Dev Murali	Site Contact: Tony Apanavage	Lab Contact:	COC No:
Address: 20251 Century Blvd Suite 200	Telephone: 301 528 5552	Telephone: 301 233 8230	Telephone:	2 of 4 COCs
City/State/Zip: Germantown MD 20874	Email: Dev.Murali@tetratech.com			
Phone: 301 528 5552		TAT if different from below: ☐ 3 weeks ☐ 2 weeks ☐ 1 week ☐ 2 days ☐ 1 day	Analyses	
Project Name: STANSBURY CREEK SEDIMENT	Method of Shipment/Carrier:			
Project Number: 112IC02371	Shipping/Tracking No:			
PO#				

Sample Identification	Sample Date	Sample Time	Matrix: Air	Aqueous	Sediment	Solid	Other:	Preservation: H_2SO_4	HNO_3	HCl	NaOH	ZnAc/NaOH	Unpres	Other:		VOCs	SVOCs	PCB	metals	Cr (VI)	Sample Specific Notes / Special Instructions:
SD-4-SS	9/29/09	12:35			X									X	M	4oz	8oz	8oz	8oz	8oz	Jar and 8oz glass
SD-4-01		12:35																			
SD-4-02		12:35																			
SD-05-SS		15:10																			
SD-05-01		15:15																			
SD-05-02		15:20																			
SD-01-SS		16:35																			
SD-01-01		16:45																			
SD-01-02		16:50																			
SD-07-SS		17:20																			

Possible Hazard Identification
☐ Non-Hazard ☐ Flammable ☐ Skin Irritant ☐ Poison B ☐ Unknown

Sample Disposal (A fee may be assessed if samples are retained longer than 1 month)
☐ Return to Client ☐ Disposal By Lab ☐ Archive For _____ Months

Special Instructions/QC Requirements & Comments:
preserved with ice

Relinquished by:	Company: Tetra Tech	Date/Time: 9/30/09 1600	Received by:	Company: TestAmerica	Date/Time: 10/1/09 8:30 AM
Relinquished by:	Company: TestAmerica	Date/Time: 10/1/09 9:30	Received by:	Company:	Date/Time:
Relinquished by:	Company:	Date/Time:	Received in Laboratory by:	Company: TA-Pitt	Date/Time: 10/2/09 1011

©2008, TestAmerica Laboratories, Inc. All rights reserved
TestAmerica & Design ™ are trademarks of TestAmerica Laboratories, Inc.

TAL-0018 (1008)

29

(1 - 821)

C9J020291

Chain of Custody Record

TestAmerica
THE LEADER IN ENVIRONMENTAL TESTING

TestAmerica Laboratory location: _____
Regulatory program: ☐ DW ☐ NPDES ☐ RCRA ☐ Other _____

TestAmerica Laboratories, Inc.

Client Contact				
Company Name: Tetra Tech	Client Project Manager: Dev Murali	Site Contact: Tony Apanavage	Lab Contact:	COC No:
Address: 20251 Century Blvd Suite 200	Telephone: 301 528 5552	Telephone: 3012338230	Telephone:	3 of 4 COCs
City/State/Zip: Germantown, MD. 20874	Email: dev.murali@tetratech.com			
Phone: 301 528 5552		TAT if different from below: ☐ 3 weeks ☐ 2 weeks ☐ 1 week ☐ 2 days ☐ 1 day	Analyses	
Project Name: STANSBURY CREEK SEDIMENT	Method of Shipment/Carrier:			
Project Number: 112IC02371	Shipping/Tracking No:			
PO#				

Sample Identification	Sample Date	Sample Time	Air	Aqueous	Sediment	Solid	Other:	H2SO4	HNO3	HCl	NaOH	ZnAc/NaOH	Unpres	Other:		VOCs	SVOCs	PCB	metals	Cr(VI)	Sample Specific Notes / Special Instructions:
SD-03-01	9/30/09	10:35			X									X	N	4oz	8oz	8oz	8oz	8oz	4oz and 8oz jar
SD-03-01	9/30/09	10:37																			
SD-03-02		10:40																			
SD-10-SS		11:35																			
SD-10-01		11:40																			
SD-10-02		11:45																			
SD-13-SS		14:40																			
SD-13-01		14:45																			
SD-13-02		14:50																			
SD-12-SS		12:55																			

Possible Hazard Identification
☐ Non-Hazard ☐ Flammable ☐ Skin Irritant ☐ Poison B ☐ Unknown

Sample Disposal (A fee may be assessed if samples are retained longer than 1 month)
☐ Return to Client ☐ Disposal By Lab ☐ Archive For _____ Months

Special Instructions/QC Requirements & Comments: preserved with ice

Relinquished by:	Company:	Date/Time:	Received by:	Company:	Date/Time:
[signature]	Tetra Tech	9/30/09 1600	[signature]	TestAmerica	10/1/09 8:40am
[signature]	Company: TestAmerica	Date/Time: 10/1/09 9:30	Received by:	Company:	Date/Time:
Relinquished by:	Company:	Date/Time:	Received in Laboratory by: [signature]	Company: TA Pitt	Date/Time: 10/2/09 1026

©2008, TestAmerica Laboratories, Inc. All rights reserved.
TestAmerica & Design ™ are trademarks of TestAmerica Laboratories, Inc.

TAL-0018 (1008)

30

(1 - 821)

C9J020291

Chain of Custody Record

TestAmerica
THE LEADER IN ENVIRONMENTAL TESTING

TestAmerica Laboratory location: _____
Regulatory program: ☐ DW ☐ NPDES ☐ RCRA ☐ Other _____

TestAmerica Laboratories, Inc.

Client Contact				
Company Name: Tetra Tech	Client Project Manager: Dev Murali	Site Contact: Tony Apanarage	Lab Contact:	COC No:
Address: 20251 Century Blvd Suite 200	Telephone: 301 528 5552	Telephone: 301 233 8230	Telephone:	4 of 4 COCs
City/State/Zip: Germantown, MD, 20874	Email: Dev.Murali@tetratech.com			
Phone: 301 528 5552		TAT if different from below: ☐ 3 weeks ☐ 2 weeks ☐ 1 week ☐ 2 days ☐ 1 day	Analyses	
Project Name: STANSBURY CREEK SEDIMENT	Method of Shipment/Carrier:			
Project Number: 112TC02371	Shipping/Tracking No:			
PO#				

Sample Identification	Sample Date	Sample Time	Air	Aqueous	Sediment	Solid	Other:	H2SO4	HNO3	HCl	NaOH	ZnAc/ NaOH	Unpres	Other:		VOCs	SVOCs	PCB	metals	Cr (VI)	Sample Specific Notes / Special Instructions:
SD-12-01	9/30/09	13:00			X									X	X	4oz	8oz	8oz	8oz	8oz	4oz and 8oz jars
SD-12-02	9/30/09	13:05			X									X	X	4oz	↓	↓	↓	↓	↓

Possible Hazard Identification
☐ Non-Hazard ☐ Flammable ☐ Skin Irritant ☐ Poison B ☐ Unknown

Sample Disposal (A fee may be assessed if samples are retained longer than 1 month)
☐ Return to Client ☐ Disposal By Lab ☐ Archive For _____ Months

Special Instructions/QC Requirements & Comments:
preserved with ice

Relinquished by:	Company: Tetra Tech	Date/Time: 9/30/09 1600	Received by:	Company: 10/1/09 TestAmerica	Date/Time: 10-1-09 8:40 AM
Relinquished by:	Company: TestAmerica	Date/Time: 10/1/09 9:30 AM	Received by:	Company:	Date/Time:
Relinquished by:	Company:	Date/Time:	Received in Laboratory by:	Company: 10/2/09 1600	Date/Time: TA-Pitt

10/6

©2008, TestAmerica Laboratories, Inc. All rights reserved.
TestAmerica & Design ™ are trademarks of TestAmerica Laboratories, Inc.

TAL-0018 (1008)

(1 - 821)

Chain of Custody Record

TestAmerica
THE LEADER IN ENVIRONMENTAL TESTING

TestAmerica Laboratory location: _____
Regulatory program: ☐ DW ☐ NPDES ☐ RCRA ☐ Other _____

TestAmerica Laboratories, Inc.

Client Contact				
Company Name: Tetra Tech	Client Project Manager: Dev Murali	Site Contact: Tony Apanavage	Lab Contact:	COC No:
Address: 20251 Century Blvd Suite 200	Telephone: 301 528 5552	Telephone: 301 233 8230	Telephone:	1 of 2 COCs
City/State/Zip: Germantown, MD 20874	Email: dev.murali@tetratech.com			
Phone: 301 528 5552				
Project Name: Stansbury Creek Sediment	Method of Shipment/Carrier:			
Project Number: 112IC02371	Shipping/Tracking No:			
PO#				

TAT if different from below _____
☐ 3 weeks
☐ 2 weeks
☐ 1 week
☐ 2 days
☐ 1 day

Analyses

Sample Identification	Sample Date	Sample Time	Air	Aqueous	Sediment	Solid	Other:	H2SO4	HNO3	HCl	NaOH	ZnAc/NaOH	Unpres	Other:		VOCs	SVOCs	PCB	Metals	Cr(VI)						Sample Specific Notes / Special Instructions:
SD-11-SS	10/1/09	11:45			X										N	4oz	8oz	8oz	8oz	8oz						4oz and 8oz glass
SD-11-01	10/1/09	11:50																								
SD-11-02	10/1/09	11:55																								
SD-06-SS	9/30/09	15:43																								
SD-06-01	9/30/09	15:50																								
SD-06-02	9/30/09	15:55																								
SD-09-SS	10/1/09	8:00																								
SD-09-01	10/1/09	8:05																								
SD-09-02	10/1/09	8:10																								
SD-09-SS	10/1/09	8:02																								

Possible Hazard Identification
☐ Non-Hazard ☐ Flammable ☐ Skin Irritant ☐ Poison B ☐ Unknown

Sample Disposal (A fee may be assessed if samples are retained longer than 1 month)
☐ Return to Client ☐ Disposal By Lab ☐ Archive For _____ Months

Special Instructions/QC Requirements & Comments: Preserved with ice

Relinquished by:	Company:	Date/Time:	Received by:	Company:	Date/Time:
[signature]	Tetra Tech	10/1/09 1420	[signature]	TestAmerica	10-1-09 14:38
[signature]	TestAmerica	1500			
			Received in Laboratory by: [signature]	TA-Pitt	10/2/09 1016

©2008, TestAmerica Laboratories, Inc. All rights reserved.
TestAmerica & Design ™ are trademarks of TestAmerica Laboratories, Inc.

TAL-0018 (1008)

C9J020291

Chain of Custody Record

TestAmerica
THE LEADER IN ENVIRONMENTAL TESTING

TestAmerica Laboratory location: _____
Regulatory program: ☐ DW ☐ NPDES ☐ RCRA ☐ Other _____

TestAmerica Laboratories, Inc.

Client Contact				
Company Name: TetraTech	Client Project Manager: Dev Murali	Site Contact: Tony Apanavage	Lab Contact:	COC No:
Address: 2025 I Century Blvd Suite 200	Telephone: 301 528 5552	Telephone: 301 233 8230	Telephone:	2 of 2 COCs
City/State/Zip: Germantown, MD 20874	Email: dev.murali@tetratech.com			
Phone: 3015285552		TAT if different from below ☐ 3 weeks ☐ 2 weeks ☐ 1 week ☐ 2 days ☐ 1 day	Analyses	
Project Name: STANSBURY CREEK SEDIMENT	Method of Shipment/Carrier:			
Project Number: 112I C02371	Shipping/Tracking No:			
PO#				

Sample Identification	Sample Date	Sample Time	Air	Aqueous	Sediment	Solid	Other:	H2SO4	HNO3	HCl	NaOH	ZnAc/ NaOH	Unpres	Other:		VOCs	SVOCs	PCB	Metals	Cr(VI)	Sample Specific Notes / Special Instructions:
SD-15 - SS	10/1/09	10:05			X										N	4oz	8oz	8oz	8oz	8oz	4oz and 8oz glass
SD-15-01	10/1/09	10:10														X	X	X	X	X	
~~SD-15-02~~ DW																					
SD-14-SS	10/1/09	10:45														X	X	X	X	X	
SD-14-01	↓	10:50														X	X	X	X	X	
SD-14-02	↓	10:55														X	X	X	X	X	

Possible Hazard Identification
☐ Non-Hazard ☐ Flammable ☐ Skin Irritant ☐ Poison B ☐ Unknown

Sample Disposal (A fee may be assessed if samples are retained longer than 1 month)
☐ Return to Client ☐ Disposal By Lab ☐ Archive For _____ Months

Special Instructions/QC Requirements & Comments:
preserved with ice

Relinquished by:	Company: TetraTech	Date/Time: 10/1/09 1420	Received by:	Company: TestAmerica	Date/Time: 10-1-09 1430
Relinquished by:	Company: TestAmerica	Date/Time: 10-1-2009 1500	Received by:	Company:	Date/Time:
Relinquished by:	Company:	Date/Time:	Received in Laboratory by:	Company: TA-Pitt	Date/Time: 10/2/09 1016

©2006, TestAmerica Laboratories, Inc. All rights reserved.
TestAmerica & Design ™ are trademarks of TestAmerica Laboratories, Inc.

TAL-0018 (1008)

Work Order No.: _____

Condition Upon Receipt Variance Report
TestAmerica Pittsburgh Laboratory

Client: Tetra Tech NUS
Date: 10/2/09
Project No.: _____
Initiated by: PRS
Analysis Requested: See Below
RFA/COC: _____
Client Sample Numbers Affected: _____

Condition/Variance (Check all that apply):

1. ✍ Not enough sample received for proper analysis. Received approx. _____
2. ✍ Sample received broken/leaking.
3. ✍ Sample received without proper preservative.
   - ✍ Cooler temperature not within 4°C ± 2°C.
     - Record temperature: _____
     - ✍ pH _____
     - ✍ other: _____
4. ✍ Sample received in improper container.
5. ✍ Sample received without proper paperwork.
   Sample SD-05-SS was received - it will be logged.
6. ✍ Paperwork received without sample.
7. ✍ No sample ID on sample container.
8. ✍ Custody tape disturbed/broken/missing.
9. ✍ Sample splits performed by lab.
10. ✍ Volatile sample received with approximately _____ mm headspace.
11. ✍ Sample ID on container does not match on paperwork. Explain: _____
12. ✍ All coolers on airbill not received with
13. ✍ Other (explain below): _____

Notes: _____

Corrective Action:

✍ Client's Name: _____ Informed verbally on: _____ By: _____

✍ Client's Name: _____ Informed in writing on: _____ By: _____

✍ Sample(s) processed "as is" _____

✍ Sample(s) on hold until: _____ If released: _____

Sample Control Supervisor Review: [signature] Date: 10/2/09

Project Management Review: [signature] Date: 10/5/09

SIGNED ORIGINAL MUST BE RETAINED IN THE PROJECT FILE

TA PT/11-07/96-005/CURVR.DOC

SDG C9J020291

SORT	UNITS	NSAMPLE	LAB_ID	QC_TYPE	SAMP_DATE	EXTR_DATE	ANAL_DATE	SMP_EXTR	EXTR_ANL	SMP_ANL
HG	MG/KG	SD-05-SSDL	C9J020291014	NM	09/29/2009	10/19/2009	10/19/2009	20	0	20
HG	MG/KG	SD-08-SSDL	C9J020291003	NM	09/30/2009	10/19/2009	10/19/2009	19	0	19
HG	MG/KG	SD-08-02DL	C9J020291006	NM	09/30/2009	10/19/2009	10/19/2009	19	0	19
HG	MG/KG	SD-08-02DL	C9J020291005	NM	09/30/2009	10/19/2009	10/19/2009	19	0	19
HG	MG/KG	SD-08-01DL	C9J020291004	NM	09/30/2009	10/19/2009	10/19/2009	19	0	19
HG	MG/KG	SD-07-SSDL	C9J020291020	NM	09/29/2009	10/19/2009	10/19/2009	20	0	20
HG	MG/KG	SD-07-02DL	C9J020291002	NM	09/29/2009	10/19/2009	10/19/2009	20	0	20
HG	MG/KG	SD-07-01DL	C9J020291001	NM	09/29/2009	10/19/2009	10/19/2009	20	0	20
HG	MG/KG	SD-06-SSDL	C9J020291036	NM	09/30/2009	10/20/2009	10/20/2009	20	0	20
HG	MG/KG	SD-06-02DL	C9J020291038	NM	09/30/2009	10/20/2009	10/20/2009	20	0	20
HG	MG/KG	SD-01-01DL	C9J020291018	NM	09/29/2009	10/19/2009	10/19/2009	20	0	20
HG	MG/KG	SD-05-SSDL	C9J020291048	NM	09/29/2009	10/20/2009	10/20/2009	21	0	21
HG	MG/KG	SD-09-SSDL	C9J020291039	NM	10/01/2009	10/20/2009	10/20/2009	19	0	19
HG	MG/KG	SD-05-02DL	C9J020291016	NM	09/29/2009	10/19/2009	10/19/2009	20	0	20
HG	MG/KG	SD-05-01DL	C9J020291015	NM	09/29/2009	10/19/2009	10/19/2009	20	0	20

SORT	UNITS	NSAMPLE	LAB_ID	QC_TYPE	SAMP_DATE	EXTR_DATE	ANAL_DATE	SMP_EXTR	EXTR_ANL	SMP_ANL
HG	MG/KG	SD-03-SSDL	C9J020291010	NM	09/30/2009	10/19/2009	10/19/2009	19	0	19
HG	MG/KG	SD-03-02DL	C9J020291023	NM	09/30/2009	10/20/2009	10/20/2009	20	0	20
HG	MG/KG	SD-03-01DL	C9J020291022	NM	09/30/2009	10/20/2009	10/20/2009	20	0	20
HG	MG/KG	SD-02-SSDL	C9J020291007	NM	09/30/2009	10/19/2009	10/19/2009	19	0	19
HG	MG/KG	SD-02-01DL	C9J020291008	NM	09/30/2009	10/19/2009	10/19/2009	19	0	19
HG	MG/KG	SD-01-SSDL	C9J020291017	NM	09/29/2009	10/19/2009	10/19/2009	20	0	20
HG	MG/KG	SD-01-02DL	C9J020291019	NM	09/29/2009	10/19/2009	10/19/2009	20	0	20
HG	MG/KG	SD-06-01DL	C9J020291037	NM	09/30/2009	10/20/2009	10/20/2009	20	0	20
HG	MG/KG	SD-12-SSDL	C9J020291030	NM	09/30/2009	10/20/2009	10/20/2009	20	0	20
HG	MG/KG	SD-4-SSDL	C9J020291011	NM	09/29/2009	10/19/2009	10/19/2009	20	0	20
HG	MG/KG	SD-4-02DL	C9J020291013	NM	09/29/2009	10/19/2009	10/19/2009	20	0	20
HG	MG/KG	SD-4-01DL	C9J020291012	NM	09/29/2009	10/19/2009	10/19/2009	20	0	20
HG	MG/KG	SD-15-SSDL	C9J020291043	NM	10/01/2009	10/20/2009	10/20/2009	19	0	19
HG	MG/KG	SD-15-01DL	C9J020291044	NM	10/01/2009	10/20/2009	10/20/2009	19	0	19
HG	MG/KG	SD-14-SSDL	C9J020291045	NM	10/01/2009	10/20/2009	10/20/2009	19	0	19
HG	MG/KG	SD-14-02DL	C9J020291047	NM	10/01/2009	10/20/2009	10/20/2009	19	0	19
HG	MG/KG	SD-14-01DL	C9J020291046	NM	10/01/2009	10/20/2009	10/20/2009	19	0	19
HG	MG/KG	SD-13-SSDL	C9J020291027	NM	09/30/2009	10/20/2009	10/20/2009	20	0	20

SORT	UNITS	NSAMPLE	LAB_ID	QC_TYPE	SAMP_DATE	EXTR_DATE	ANAL_DATE	SMP_EXTR	EXTR_ANL	SMP_ANL
HG	MG/KG	SD-09-01DL	C9J020291040	NM	10/01/2009	10/20/2009	10/20/2009	19	0	19
HG	MG/KG	SD-13-01DL	C9J020291028	NM	09/30/2009	10/20/2009	10/20/2009	20	0	20
HG	MG/KG	SD-09-02DL	C9J020291041	NM	10/01/2009	10/20/2009	10/20/2009	19	0	19
HG	MG/KG	SD-12-02DL	C9J020291032	NM	09/30/2009	10/20/2009	10/20/2009	20	0	20
HG	MG/KG	SD-12-01DL	C9J020291031	NM	09/30/2009	10/20/2009	10/20/2009	20	0	20
HG	MG/KG	SD-11-SSDL	C9J020291033	NM	10/01/2009	10/20/2009	10/20/2009	19	0	19
HG	MG/KG	SD-11-02DL	C9J020291035	NM	10/01/2009	10/20/2009	10/20/2009	19	0	19
HG	MG/KG	SD-11-01DL	C9J020291034	NM	10/01/2009	10/20/2009	10/20/2009	19	0	19
HG	MG/KG	SD-10-SSDL	C9J020291024	NM	09/30/2009	10/20/2009	10/20/2009	20	0	20
HG	MG/KG	SD-10-02DL	C9J020291026	NM	09/30/2009	10/20/2009	10/20/2009	20	0	20
HG	MG/KG	SD-10-01DL	C9J020291025	NM	09/30/2009	10/20/2009	10/20/2009	20	0	20
HG	MG/KG	SD-09-SSDL	C9J020291042	NM	10/01/2009	10/20/2009	10/20/2009	19	0	19
HG	MG/KG	SD-02-02DL	C9J020291009	NM	09/30/2009	10/19/2009	10/19/2009	19	0	19
HG	MG/KG	SD-13-02DL	C9J020291029	NM	09/30/2009	10/20/2009	10/20/2009	20	0	20
HG	MG/KG	SD-03-01DL	C9J020291021	NM	09/30/2009	10/20/2009	10/20/2009	20	0	20
M	MG/KG	SD-13-02DL	C9J020291029	NM	09/30/2009	10/20/2009	10/23/2009	20	3	23
M	MG/KG	SD-09-02DL	C9J020291041	NM	10/01/2009	10/21/2009	10/23/2009	20	2	22
M	MG/KG	SD-09-SSDL	C9J020291039	NM	10/01/2009	10/20/2009	10/23/2009	19	3	22

SORT	UNITS	NSAMPLE	LAB_ID	QC_TYPE	SAMP_DATE	EXTR_DATE	ANAL_DATE	SMP_EXTR	EXTR_ANL	SMP_ANL
M	MG/KG	SD-09-SSDL	C9J020291042	NM	10/01/2009	10/21/2009	10/23/2009	20	2	22
M	MG/KG	SD-10-01DL	C9J020291025	NM	09/30/2009	10/20/2009	10/23/2009	20	3	23
M	MG/KG	SD-10-02DL	C9J020291026	NM	09/30/2009	10/20/2009	10/23/2009	20	3	23
M	MG/KG	SD-10-SSDL	C9J020291024	NM	09/30/2009	10/20/2009	10/23/2009	20	3	23
M	MG/KG	SD-11-01DL	C9J020291034	NM	10/01/2009	10/20/2009	10/23/2009	19	3	22
M	MG/KG	SD-11-02DL	C9J020291035	NM	10/01/2009	10/20/2009	10/23/2009	19	3	22
M	MG/KG	SD-12-01DL	C9J020291031	NM	09/30/2009	10/20/2009	10/23/2009	20	3	23
M	MG/KG	SD-09-01DL	C9J020291040	NM	10/01/2009	10/20/2009	10/23/2009	19	3	22
M	MG/KG	SD-13-01DL	C9J020291028	NM	09/30/2009	10/20/2009	10/23/2009	20	3	23
M	MG/KG	SD-11-SSDL	C9J020291033	NM	10/01/2009	10/20/2009	10/23/2009	19	3	22
M	MG/KG	SD-13-SSDL	C9J020291027	NM	09/30/2009	10/20/2009	10/23/2009	20	3	23
M	MG/KG	SD-14-01DL	C9J020291046	NM	10/01/2009	10/21/2009	10/23/2009	20	2	22
M	MG/KG	SD-14-02DL	C9J020291047	NM	10/01/2009	10/21/2009	10/23/2009	20	2	22
M	MG/KG	SD-14-SSDL	C9J020291045	NM	10/01/2009	10/21/2009	10/23/2009	20	2	22
M	MG/KG	SD-15-01DL	C9J020291044	NM	10/01/2009	10/21/2009	10/23/2009	20	2	22
M	MG/KG	SD-15-SSDL	C9J020291043	NM	10/01/2009	10/21/2009	10/23/2009	20	2	22
M	MG/KG	SD-4-01DL	C9J020291012	NM	09/29/2009	10/14/2009	10/23/2009	15	9	24
M	MG/KG	SD-4-02DL	C9J020291013	NM	09/29/2009	10/14/2009	10/23/2009	15	9	24

SORT	UNITS	NSAMPLE	LAB_ID	QC_TYPE	SAMP_DATE	EXTR_DATE	ANAL_DATE	SMP_EXTR	EXTR_ANL	SMP_ANL
M	MG/KG	SD-4-SSDL	C9J020291011	NM	09/29/2009	10/14/2009	10/23/2009	15	9	24
M	MG/KG	SD-01-SSDL	C9J020291017	NM	09/29/2009	10/14/2009	10/23/2009	15	9	24
M	MG/KG	SD-12-SSDL	C9J020291030	NM	09/30/2009	10/20/2009	10/23/2009	20	3	23
M	MG/KG	SD-02-02DL	C9J020291009	NM	09/30/2009	10/14/2009	10/23/2009	14	9	23
M	MG/KG	SD-01-02DL	C9J020291019	NM	09/29/2009	10/14/2009	10/23/2009	15	9	24
M	MG/KG	SD-12-02DL	C9J020291032	NM	09/30/2009	10/20/2009	10/23/2009	20	3	23
M	MG/KG	SD-02-01DL	C9J020291008	NM	09/30/2009	10/14/2009	10/23/2009	14	9	23
M	MG/KG	SD-08-SSDL	C9J020291003	NM	09/30/2009	10/14/2009	10/23/2009	14	9	23
M	MG/KG	SD-02-SSDL	C9J020291007	NM	09/30/2009	10/14/2009	10/23/2009	14	9	23
M	MG/KG	SD-03-01DL	C9J020291021	NM	09/30/2009	10/20/2009	10/23/2009	20	3	23
M	MG/KG	SD-03-01DL	C9J020291022	NM	09/30/2009	10/20/2009	10/23/2009	20	3	23
M	MG/KG	SD-03-02DL	C9J020291023	NM	09/30/2009	10/20/2009	10/23/2009	20	3	23
M	MG/KG	SD-03-SSDL	C9J020291010	NM	09/30/2009	10/14/2009	10/23/2009	14	9	23
M	MG/KG	SD-05-01DL	C9J020291015	NM	09/29/2009	10/14/2009	10/23/2009	15	9	24
M	MG/KG	SD-05-02DL	C9J020291016	NM	09/29/2009	10/14/2009	10/23/2009	15	9	24
M	MG/KG	SD-05-SSDL	C9J020291014	NM	09/29/2009	10/14/2009	10/23/2009	15	9	24
M	MG/KG	SD-08-01DL	C9J020291004	NM	09/30/2009	10/14/2009	10/23/2009	14	9	23
M	MG/KG	SD-01-01DL	C9J020291018	NM	09/29/2009	10/14/2009	10/23/2009	15	9	24

SORT	UNITS	NSAMPLE	LAB_ID	QC_TYPE	SAMP_DATE	EXTR_DATE	ANAL_DATE	SMP_EXTR	EXTR_ANL	SMP_ANL
M	MG/KG	SD-05-SSDL	C9J020291048	NM	09/29/2009	10/21/2009	10/23/2009	22	2	24
M	MG/KG	SD-08-02DL	C9J020291005	NM	09/30/2009	10/14/2009	10/23/2009	14	9	23
M	MG/KG	SD-07-SSDL	C9J020291020	NM	09/29/2009	10/14/2009	10/23/2009	15	9	24
M	MG/KG	SD-07-02DL	C9J020291002	NM	09/29/2009	10/14/2009	10/23/2009	15	9	24
M	MG/KG	SD-07-01DL	C9J020291001	NM	09/29/2009	10/14/2009	10/23/2009	15	9	24
M	MG/KG	SD-06-SSDL	C9J020291036	NM	09/30/2009	10/20/2009	10/23/2009	20	3	23
M	MG/KG	SD-06-02DL	C9J020291038	NM	09/30/2009	10/20/2009	10/23/2009	20	3	23
M	MG/KG	SD-06-01DL	C9J020291037	NM	09/30/2009	10/20/2009	10/23/2009	20	3	23
M	MG/KG	SD-08-02DL	C9J020291006	NM	09/30/2009	10/14/2009	10/23/2009	14	9	23
CR6	MG/KG	SD-4-02	C9J020291013	NM	09/29/2009	10/17/2009	10/20/2009	18	3	21
CR6	MG/KG	SD-13-SSDL	C9J020291027	NM	09/30/2009	10/17/2009	10/20/2009	17	3	20
CR6	MG/KG	SD-15-01DL	C9J020291044	NM	10/01/2009	10/18/2009	10/20/2009	17	2	19
CR6	MG/KG	SD-14-01DL	C9J020291046	NM	10/01/2009	10/18/2009	10/20/2009	17	2	19
CR6	MG/KG	SD-14-01DL2	C9J020291046	NM	10/01/2009	10/18/2009	10/21/2009	17	3	20
CR6	MG/KG	SD-14-02	C9J020291047	NM	10/01/2009	10/18/2009	10/20/2009	17	2	19
CR6	MG/KG	SD-14-02RE	C9J020291047	NM	10/01/2009	10/18/2009	10/21/2009	17	3	20
CR6	MG/KG	SD-14-SSDL	C9J020291045	NM	10/01/2009	10/18/2009	10/20/2009	17	2	19
CR6	MG/KG	SD-14-SSDL2	C9J020291045	NM	10/01/2009	10/18/2009	10/21/2009	17	3	20

SORT	UNITS	NSAMPLE	LAB_ID	QC_TYPE	SAMP_DATE	EXTR_DATE	ANAL_DATE	SMP_EXTR	EXTR_ANL	SMP_ANL
CR6	MG/KG	SD-13-SSDL2	C9J020291027	NM	09/30/2009	10/17/2009	10/20/2009	17	3	20
CR6	MG/KG	SD-15-01RE	C9J020291044	NM	10/01/2009	10/18/2009	10/21/2009	17	3	20
CR6	MG/KG	SD-15-SSDL	C9J020291043	NM	10/01/2009	10/18/2009	10/20/2009	17	2	19
CR6	MG/KG	SD-15-SSRE	C9J020291043	NM	10/01/2009	10/18/2009	10/21/2009	17	3	20
CR6	MG/KG	SD-4-01RE	C9J020291012	NM	09/29/2009	10/17/2009	10/20/2009	18	3	21
CR6	MG/KG	SD-4-02DL2	C9J020291013	NM	09/29/2009	10/17/2009	10/20/2009	18	3	21
CR6	MG/KG	SD-4-SSDL	C9J020291011	NM	09/29/2009	10/17/2009	10/20/2009	18	3	21
CR6	MG/KG	SD-4-SSDL2	C9J020291011	NM	09/29/2009	10/17/2009	10/20/2009	18	3	21
CR6	MG/KG	SD-01-01DL	C9J020291018	NM	09/29/2009	10/17/2009	10/20/2009	18	3	21
CR6	MG/KG	SD-13-01DL2	C9J020291028	NM	09/30/2009	10/17/2009	10/20/2009	17	3	20
CR6	MG/KG	SD-13-02DL	C9J020291029	NM	09/30/2009	10/17/2009	10/20/2009	17	3	20
CR6	MG/KG	SD-4-01	C9J020291012	NM	09/29/2009	10/17/2009	10/20/2009	18	3	21
CR6	MG/KG	SD-06-02DL2	C9J020291038	NM	09/30/2009	10/17/2009	10/20/2009	17	3	20
CR6	MG/KG	SD-07-SSRE	C9J020291020	NM	09/29/2009	10/17/2009	10/20/2009	18	3	21
CR6	MG/KG	SD-05-02DL2	C9J020291016	NM	09/29/2009	10/17/2009	10/20/2009	18	3	21
CR6	MG/KG	SD-05-SSDL	C9J020291014	NM	09/29/2009	10/17/2009	10/20/2009	18	3	21
CR6	MG/KG	SD-05-SSDL	C9J020291048	NM	09/29/2009	10/18/2009	10/20/2009	19	2	21
CR6	MG/KG	SD-05-SSDL2	C9J020291014	NM	09/29/2009	10/17/2009	10/20/2009	18	3	21

SORT	UNITS	NSAMPLE	LAB_ID	QC_TYPE	SAMP_DATE	EXTR_DATE	ANAL_DATE	SMP_EXTR	EXTR_ANL	SMP_ANL
CR6	MG/KG	SD-05-SSDL2	C9J020291048	NM	09/29/2009	10/18/2009	10/21/2009	19	3	22
CR6	MG/KG	SD-05-01DL2	C9J020291015	NM	09/29/2009	10/17/2009	10/20/2009	18	3	21
CR6	MG/KG	SD-06-02DL	C9J020291038	NM	09/30/2009	10/17/2009	10/20/2009	17	3	20
CR6	MG/KG	SD-05-01DL	C9J020291015	NM	09/29/2009	10/17/2009	10/20/2009	18	3	21
CR6	MG/KG	SD-06-SS	C9J020291036	NM	09/30/2009	10/17/2009	10/20/2009	17	3	20
CR6	MG/KG	SD-06-SSDL2	C9J020291036	NM	09/30/2009	10/17/2009	10/20/2009	17	3	20
CR6	MG/KG	SD-07-01DL	C9J020291001	NM	09/29/2009	10/17/2009	10/20/2009	18	3	21
CR6	MG/KG	SD-07-01DL2	C9J020291001	NM	09/29/2009	10/17/2009	10/20/2009	18	3	21
CR6	MG/KG	SD-07-02	C9J020291002	NM	09/29/2009	10/17/2009	10/20/2009	18	3	21
CR6	MG/KG	SD-07-02DL2	C9J020291002	NM	09/29/2009	10/17/2009	10/20/2009	18	3	21
CR6	MG/KG	SD-13-02DL2	C9J020291029	NM	09/30/2009	10/17/2009	10/20/2009	17	3	20
CR6	MG/KG	SD-06-01DL	C9J020291037	NM	09/30/2009	10/17/2009	10/20/2009	17	3	20
CR6	MG/KG	SD-02-SSDL2	C9J020291007	NM	09/30/2009	10/17/2009	10/20/2009	17	3	20
CR6	MG/KG	SD-01-01DL2	C9J020291018	NM	09/29/2009	10/17/2009	10/20/2009	18	3	21
CR6	MG/KG	SD-01-02DL	C9J020291019	NM	09/29/2009	10/17/2009	10/20/2009	18	3	21
CR6	MG/KG	SD-01-SSDL	C9J020291017	NM	09/29/2009	10/17/2009	10/20/2009	18	3	21
CR6	MG/KG	SD-02-01DL	C9J020291008	NM	09/30/2009	10/17/2009	10/20/2009	17	3	20
CR6	MG/KG	SD-02-01DL2	C9J020291008	NM	09/30/2009	10/17/2009	10/20/2009	17	3	20

SORT	UNITS	NSAMPLE	LAB_ID	QC_TYPE	SAMP_DATE	EXTR_DATE	ANAL_DATE	SMP_EXTR	EXTR_ANL	SMP_ANL
CR6	MG/KG	SD-02-02	C9J020291009	NM	09/30/2009	10/17/2009	10/20/2009	17	3	20
CR6	MG/KG	SD-05-02	C9J020291016	NM	09/29/2009	10/17/2009	10/20/2009	18	3	21
CR6	MG/KG	SD-02-SSDL	C9J020291007	NM	09/30/2009	10/17/2009	10/20/2009	17	3	20
CR6	MG/KG	SD-08-01	C9J020291004	NM	09/30/2009	10/17/2009	10/20/2009	17	3	20
CR6	MG/KG	SD-03-01	C9J020291021	NM	09/30/2009	10/17/2009	10/20/2009	17	3	20
CR6	MG/KG	SD-03-01	C9J020291022	NM	09/30/2009	10/17/2009	10/20/2009	17	3	20
CR6	MG/KG	SD-03-01DL2	C9J020291021	NM	09/30/2009	10/17/2009	10/20/2009	17	3	20
CR6	MG/KG	SD-03-01DL2	C9J020291022	NM	09/30/2009	10/17/2009	10/20/2009	17	3	20
CR6	MG/KG	SD-03-02DL	C9J020291023	NM	09/30/2009	10/17/2009	10/20/2009	17	3	20
CR6	MG/KG	SD-03-02RE	C9J020291023	NM	09/30/2009	10/17/2009	10/20/2009	17	3	20
CR6	MG/KG	SD-03-SSDL	C9J020291010	NM	09/30/2009	10/17/2009	10/20/2009	17	3	20
CR6	MG/KG	SD-02-02DL2	C9J020291009	NM	09/30/2009	10/17/2009	10/20/2009	17	3	20
CR6	MG/KG	SD-11-SSDL2	C9J020291033	NM	10/01/2009	10/17/2009	10/20/2009	16	3	19
CR6	MG/KG	SD-07-SSDL	C9J020291020	NM	09/29/2009	10/17/2009	10/20/2009	18	3	21
CR6	MG/KG	SD-10-SSDL	C9J020291024	NM	09/30/2009	10/17/2009	10/20/2009	17	3	20
CR6	MG/KG	SD-10-SSDL2	C9J020291024	NM	09/30/2009	10/17/2009	10/20/2009	17	3	20
CR6	MG/KG	SD-11-01DL	C9J020291034	NM	10/01/2009	10/17/2009	10/20/2009	16	3	19
CR6	MG/KG	SD-11-01DL2	C9J020291034	NM	10/01/2009	10/17/2009	10/20/2009	16	3	19

SORT	UNITS	NSAMPLE	LAB_ID	QC_TYPE	SAMP_DATE	EXTR_DATE	ANAL_DATE	SMP_EXTR	EXTR_ANL	SMP_ANL
CR6	MG/KG	SD-11-02DL	C9J020291035	NM	10/01/2009	10/17/2009	10/20/2009	16	3	19
CR6	MG/KG	SD-10-02DL	C9J020291026	NM	09/30/2009	10/17/2009	10/20/2009	17	3	20
CR6	MG/KG	SD-11-SS	C9J020291033	NM	10/01/2009	10/17/2009	10/20/2009	16	3	19
CR6	MG/KG	SD-10-01RE	C9J020291025	NM	09/30/2009	10/17/2009	10/20/2009	17	3	20
CR6	MG/KG	SD-12-01	C9J020291031	NM	09/30/2009	10/17/2009	10/20/2009	17	3	20
CR6	MG/KG	SD-12-01RE	C9J020291031	NM	09/30/2009	10/17/2009	10/20/2009	17	3	20
CR6	MG/KG	SD-12-02DL	C9J020291032	NM	09/30/2009	10/17/2009	10/20/2009	17	3	20
CR6	MG/KG	SD-12-02RE	C9J020291032	NM	09/30/2009	10/17/2009	10/20/2009	17	3	20
CR6	MG/KG	SD-12-SSDL	C9J020291030	NM	09/30/2009	10/17/2009	10/20/2009	17	3	20
CR6	MG/KG	SD-12-SSDL2	C9J020291030	NM	09/30/2009	10/17/2009	10/20/2009	17	3	20
CR6	MG/KG	SD-13-01DL	C9J020291028	NM	09/30/2009	10/17/2009	10/20/2009	17	3	20
CR6	MG/KG	SD-11-02DL2	C9J020291035	NM	10/01/2009	10/17/2009	10/20/2009	16	3	19
CR6	MG/KG	SD-09-02DL	C9J020291041	NM	10/01/2009	10/18/2009	10/20/2009	17	2	19
CR6	MG/KG	SD-08-01DL2	C9J020291004	NM	09/30/2009	10/17/2009	10/20/2009	17	3	20
CR6	MG/KG	SD-08-02DL	C9J020291005	NM	09/30/2009	10/17/2009	10/20/2009	17	3	20
CR6	MG/KG	SD-08-02DL	C9J020291006	NM	09/30/2009	10/17/2009	10/20/2009	17	3	20
CR6	MG/KG	SD-08-02RE	C9J020291006	NM	09/30/2009	10/17/2009	10/20/2009	17	3	20
CR6	MG/KG	SD-08-SS	C9J020291003	NM	09/30/2009	10/17/2009	10/20/2009	17	3	20

SORT	UNITS	NSAMPLE	LAB_ID	QC_TYPE	SAMP_DATE	EXTR_DATE	ANAL_DATE	SMP_EXTR	EXTR_ANL	SMP_ANL
CR6	MG/KG	SD-08-SSDL2	C9J020291003	NM	09/30/2009	10/17/2009	10/20/2009	17	3	20
CR6	MG/KG	SD-10-02DL2	C9J020291026	NM	09/30/2009	10/17/2009	10/20/2009	17	3	20
CR6	MG/KG	SD-09-01DL	C9J020291040	NM	10/01/2009	10/17/2009	10/20/2009	16	3	19
CR6	MG/KG	SD-09-02DL2	C9J020291041	NM	10/01/2009	10/18/2009	10/21/2009	17	3	20
CR6	MG/KG	SD-09-SS	C9J020291039	NM	10/01/2009	10/17/2009	10/20/2009	16	3	19
CR6	MG/KG	SD-09-SSDL	C9J020291042	NM	10/01/2009	10/18/2009	10/20/2009	17	2	19
CR6	MG/KG	SD-09-SSDL	C9J020291042	NM	10/01/2009	10/18/2009	10/21/2009	17	3	20
CR6	MG/KG	SD-09-SSDL2	C9J020291039	NM	10/01/2009	10/17/2009	10/20/2009	16	3	19
CR6	MG/KG	SD-10-01DL	C9J020291025	NM	09/30/2009	10/17/2009	10/20/2009	17	3	20
CR6	MG/KG	SD-09-01	C9J020291040	NM	10/01/2009	10/17/2009	10/20/2009	16	3	19
PCS	%	SD-09-SS	C9J020291039	NM	10/01/2009	10/07/2009	10/08/2009	6	1	7
PCS	%	SD-4-SS	C9J020291011	NM	09/29/2009	10/07/2009	10/08/2009	8	1	9
PCS	%	SD-03-02	C9J020291023	NM	09/30/2009	10/07/2009	10/08/2009	7	1	8
PCS	%	SD-08-02	C9J020291005	NM	09/30/2009	10/07/2009	10/08/2009	7	1	8
PCS	%	SD-08-01	C9J020291004	NM	09/30/2009	10/07/2009	10/08/2009	7	1	8
PCS	%	SD-07-SS	C9J020291020	NM	09/29/2009	10/07/2009	10/08/2009	8	1	9
PCS	%	SD-07-02	C9J020291002	NM	09/29/2009	10/07/2009	10/08/2009	8	1	9
PCS	%	SD-07-01	C9J020291001	NM	09/29/2009	10/07/2009	10/08/2009	8	1	9

STANSBURY CREEK
SEDIMENT DATA
C9J020291

FRACTION	CHEMICAL	SD-03-01DL	UNITS	SD-03-01-DDL	RPD	D
M	ANTIMONY	0.064 B	MG/KG	0.088 B	31.58	0.02
M	ARSENIC	1.3 J	MG/KG	1.2 J	8.00	0.10
M	BARIUM	4.1	MG/KG	3.2	24.66	0.90
M	BERYLLIUM	0.21	MG/KG	0.17	21.05	0.04
M	CADMIUM	0.06 K	MG/KG	0.049 K	20.18	0.01
M	CHROMIUM	4.5	MG/KG	6.3	33.33	1.80
M	COBALT	1.9	MG/KG	1.6	17.14	0.30
M	COPPER	4.3	MG/KG	3.7	15.00	0.60
M	LEAD	25.9	MG/KG	9.3	**94.32**	16.60
M	MOLYBDENUM	0.69	MG/KG	0.93	29.63	0.24
M	NICKEL	2.4	MG/KG	2.8	15.38	0.40
M	SELENIUM	0.21 K	MG/KG	0.17 B	21.05	0.04
M	SILVER	0.025 K	MG/KG	0.02 K	22.22	0.01
M	THALLIUM	0.033 K	MG/KG	0.032 K	3.08	0.00
M	VANADIUM	6.8	MG/KG	6.3	7.63	0.50
M	ZINC	11.2	MG/KG	9	21.78	2.20

Current RPD Quality Control Limit: 55 %.
Shaded cells indicate RPDs that exceed the applicable quality control limit.

STANSBURY CREEK
SEDIMENT DATA
C9J020291

FRACTION	CHEMICAL	SD-05-SSDL	UNITS	SD-05-SS-DDL	RPD	D
M	ANTIMONY	0.63 L	MG/KG	0.51 L	21.05	0.12
M	ARSENIC	8.1 J	MG/KG	7.5 J	7.69	0.60
M	BARIUM	38.6	MG/KG	30.8	22.48	7.80
M	BERYLLIUM	3.1	MG/KG	3	3.28	0.10
M	CADMIUM	4.4	MG/KG	4.1	7.06	0.30
M	CHROMIUM	88.5	MG/KG	86.1 K	2.75	2.40
M	COBALT	16.8	MG/KG	16.1	4.26	0.70
M	COPPER	39.4	MG/KG	35.9 L	9.30	3.50
M	LEAD	47.4	MG/KG	41.3	13.75	6.10
M	MERCURY	0.18	MG/KG	0.15	18.18	0.03
M	MOLYBDENUM	1.9	MG/KG	1.7	11.11	0.20
M	NICKEL	29.4	MG/KG	28	4.88	1.40
M	SELENIUM	1.5	MG/KG	1.4	6.90	0.10
M	SILVER	0.58	MG/KG	0.54	7.14	0.04
M	THALLIUM	0.24 K	MG/KG	0.21 K	13.33	0.03
M	VANADIUM	47.9	MG/KG	45.7	4.70	2.20
M	ZINC	206	MG/KG	188	9.14	18.00

Current RPD Quality Control Limit: 55 %.
Shaded cells indicate RPDs that exceed the applicable quality control limit.

STANSBURY CREEK
SEDIMENT DATA
C9J020291

FRACTION	CHEMICAL	SD-08-02DL	UNITS	SD-08-02-DDL	RPD	D
M	ANTIMONY	0.16 B	MG/KG	0.12 B	28.57	0.04
M	ARSENIC	3.7 J	MG/KG	3.1 J	17.65	0.60
M	BARIUM	25.7	MG/KG	21.8	16.42	3.90
M	BERYLLIUM	0.73	MG/KG	0.63	14.71	0.10
M	CADMIUM	0.36	MG/KG	0.3	18.18	0.06
M	CHROMIUM	14.3	MG/KG	13.1	8.76	1.20
M	COBALT	10.2	MG/KG	8.7	15.87	1.50
M	COPPER	17.4 L	MG/KG	13.9 L	22.36	3.50
M	LEAD	22.1	MG/KG	17.1	25.51	5.00
M	MERCURY	0.071	MG/KG	0.058 L	20.16	0.01
M	MOLYBDENUM	1.6	MG/KG	1.4	13.33	0.20
M	NICKEL	14.2	MG/KG	12	16.79	2.20
M	SELENIUM	0.98 K	MG/KG	0.78 K	22.73	0.20
M	SILVER	0.077 K	MG/KG	0.064 K	18.44	0.01
M	THALLIUM	0.18 K	MG/KG	0.15 K	18.18	0.03
M	VANADIUM	17.4	MG/KG	15.9	9.01	1.50
M	ZINC	59.2	MG/KG	49.4	18.05	9.80

Current RPD Quality Control Limit: 55 %.
Shaded cells indicate RPDs that exceed the applicable quality control limit.

STANSBURY CREEK
SEDIMENT DATA
C9J020291

FRACTION	CHEMICAL	SD-09-SSDL	UNITS	SD-09-SS-DDL	RPD	D
M	ANTIMONY	0.35 B	MG/KG	0.69 L	65.38	ok 0.34
M	ARSENIC	10.2 J	MG/KG	10 J	1.98	0.20
M	BARIUM	25.9	MG/KG	41.4	46.06	15.50
M	BERYLLIUM	1.7	MG/KG	1.8	5.71	0.10
M	CADMIUM	2	MG/KG	2.5	22.22	0.50
M	CHROMIUM	46.6	MG/KG	55.2 K	16.90	8.60
M	COBALT	19.4	MG/KG	21.2	8.87	1.80
M	COPPER	80.5	MG/KG	66.6	18.90	13.90
M	LEAD	85.1	MG/KG	85.8	0.82	0.70
M	MERCURY	0.3	MG/KG	0.32	6.45	0.02
M	MOLYBDENUM	2.2	MG/KG	2.9	27.45	0.70
M	NICKEL	28.5	MG/KG	35.5	21.88	7.00
M	SELENIUM	1.4 K	MG/KG	1.5 K	6.90	0.10
M	SILVER	0.64	MG/KG	0.63	1.57	0.01
M	THALLIUM	0.12 K	MG/KG	0.23 K	62.86	ok 0.11
M	VANADIUM	38.2	MG/KG	47.4	21.50	9.20
M	ZINC	223	MG/KG	239	6.93	16.00

ok:
result < 4 x RL
D < 2 x RL

Current RPD Quality Control Limit: 55 %.
Shaded cells indicate RPDs that exceed the applicable quality control limit.

Sample Calc.

SD-07-01
LLXLA 10/23/2009 03:38:00 PM
User Pre-dilution: 1.000

Run	Time	6Li	9Be	10B	11B	13C	23Na	25Mg	26Mg
		ppb	ppb	ppb	ppb	ppb	ppb	ppb	ppb
1	15:38:42	85.871%	4.915	77.980	78.070	0.000	14640.000	19050.000	19500.000
2	15:39:24	83.440%	4.836	78.740	76.380	0.000	14690.000	19620.000	19900.000
3	15:40:06	82.505%	4.643	79.000	79.270	0.000	14890.000	20010.000	20230.000
x		83.939%	4.798	78.570	77.910	0.000	14740.000	19560.000	19870.000
σ		1.737%	0.140	0.532	1.454	0.000	133.100	485.100	366.900
%RSD		2.070	2.918	0.677	1.866	0.000	0.903	2.480	1.846
Run	**Time**	**27Al**	**28Si**	**37Cl**	**39K**	**43Ca**	**44Ca**	**45Sc**	**47Ti**
		ppb	ppb	ppb	ppb	ppb	ppb	ppb	ppb
1	15:38:42	71130.000	2695.000	0.000	7854.000	9888.000	10170.000	96.387%	936.100
2	15:39:24	72260.000	2721.000	0.000	7847.000	10070.000	10250.000	96.842%	933.100
3	15:40:06	73610.000	2758.000	0.000	7929.000	10150.000	10290.000	96.832%	938.300
x		72330.000	2725.000	0.000	7876.000	10040.000	10240.000	96.687%	935.800
σ		1241.000	31.830	0.000	45.430	136.500	61.480	0.260%	2.642
%RSD		1.715	1.168	0.000	0.577	1.360	0.600	0.269	0.282
Run	**Time**	**51V**	**52Cr**	**55Mn**	**56Fe**	**57Fe**	**59Co**	**60Ni**	**63Cu**
		ppb	ppb	ppb	ppb	ppb	ppb	ppb	ppb
1	15:38:42	157.500	124.900	1216.000	120000.000	117700.000	51.220	75.700	116.800
2	15:39:24	155.600	124.200	1210.000	119400.000	116400.000	51.110	76.000	116.900
3	15:40:06	154.900	125.400	1223.000	119600.000	117800.000	51.580	76.990	117.900
x		156.000	124.800	1216.000	119700.000	117300.000	51.300	76.230	117.200
σ		1.356	0.613	6.314	268.000	773.000	0.246	0.675	0.586
%RSD		0.869	0.491	0.519	0.224	0.659	0.480	0.886	0.500
Run	**Time**	**65Cu**	**66Zn**	**68Zn**	**75As**	**78Se**	**82Se**	**88Sr**	**89Y**
		ppb	ppb	ppb	ppb	ppb	ppb	ppb	ppb
1	15:38:42	118.900	246.000	259.100	25.850	3.842	4.809	185.200	0.000
2	15:39:24	119.000	248.300	262.200	25.790	3.570	4.885	187.900	0.000
3	15:40:06	120.800	249.800	261.300	25.330	3.539	4.727	187.800	0.000
x		119.600	248.000	260.900	25.660	3.650	4.807	186.900	0.000
σ		1.086	1.903	1.594	0.284	0.166	0.079	1.522	0.000
%RSD		0.908	0.767	0.611	1.106	4.559	1.652	0.814	0.000
Run	**Time**	**95Mo**	**98Mo**	**103Rh**	**107Ag**	**109Ag**	**111Cd**	**114Cd**	**115In**
		ppb	ppb	ppb	ppb	ppb	ppb	ppb	ppb
1	15:38:42	20.020	20.040	90.337%	0.381	0.344	1.647	1.243	92.633%
2	15:39:24	19.280	19.410	91.038%	0.403	0.360	1.540	1.336	95.238%
3	15:40:06	18.540	18.960	91.952%	0.414	0.353	1.534	1.318	95.789%
x		19.280	19.470	91.109%	0.399	0.352	1.574	1.299	94.553%
σ		0.743	0.546	0.810%	0.017	0.008	0.063	0.049	1.686%
%RSD		3.851	2.806	0.889	4.140	2.318	4.020	3.791	1.783
Run	**Time**	**118Sn**	**121Sb**	**123Sb**	**135Ba**	**137Ba**	**159Tb**	**165Ho**	**203Tl**
		ppb	ppb	ppb	ppb	ppb	ppb	ppb	ppb
1	15:38:42	29.210	1.027	1.006	149.400	150.000	110.291%	110.620%	1.101
2	15:39:24	25.900	0.959	0.984	148.300	150.000	113.125%	113.859%	1.088
3	15:40:06	24.150	0.919	0.975	148.100	149.900	114.578%	115.260%	1.095
x		26.420	0.968	0.989	148.600	150.000	112.665%	113.246%	1.095
σ		2.570	0.055	0.016	0.682	0.017	2.181%	2.380%	0.006
%RSD		9.728	5.661	1.611	0.459	0.011	1.936	2.102	0.566
Run	**Time**	**205Tl**	**206Pb**	**207Pb**	**208Pb**	**209Bi**			
		ppb	ppb	ppb	ppb	ppb			
1	15:38:42	1.091	104.000	99.080	102.000	110.528%			
2	15:39:24	1.098	105.600	100.700	103.300	111.687%			
3	15:40:06	1.113	104.700	99.840	102.700	112.018%			
x		1.101	104.800	99.880	102.700	111.411%			
σ		0.011	0.814	0.814	0.659	0.782%			
%RSD		0.993	0.776	0.815	0.642	0.702			

Read reported result: 10.8 mg/kg

$102.7 \otimes \frac{0.1\,L}{2\,g} \otimes \frac{1}{0.48} = 10.7\ mg/kg$

volume / weight; %solids

Test America Pittsburgh

14 - IN

ICP-MS Tune

Lab Name: Test America Pittsburgh Contract:

Lab Code: TESTAMER Case No.: NRAS No.: SDG NO.: C9J020291

ICP-MS Instrument ID: ICPMS Date: 10/23/2009

Element - Mass	Avg. Measured Mass (amu)	Avg. Peak Width at 5% Peak Height (amu)	%RSD
Be_9	9.10218	0.73000	0.9360
Mg_24	23.955041	0.61000	1.3010
Mg_25	24.93583	0.61000	3.7610
Mg_26	25.91259	0.59000	2.5740
Co_59	58.903189	0.73000	0.6340
In_113	112.954404	0.79000	1.8640
In_115	114.95387	0.77000	1.5750
Ce_140	139.975441	0.79000	1.8780
Pb_206	206.004457	0.71000	1.7880
Pb_207	207.005876	0.73000	1.5310
Pb_208	208.006639	0.71000	1.5500

Comments:

Test America Pittsburgh

- 2a -

INITIAL AND CONTINUING CALIBRATION VERIFICATION

Client: TETRA TECH

SDG No.: C9J020291

Initial Calibration Source: Inorganic

Instrument: ICPMS

Continuing Calibration Source: HIPUR

Sample ID	Analyte	Result mg/L	True Value mg/L	% Recovery	Acceptance Window (%R)	M	Analysis Date	Analysis Time	Run Number
ICV1			ICV1 MET5120-09						
	Antimony	0.0865	0.0800	108.1	90.0 - 110.0	MS	10/23/2009	14:16	M91023A, gen
	Arsenic	0.0803	0.0800	100.4	90.0 - 110.0	MS	10/23/2009	14:16	M91023A, gen
	Barium	0.0812	0.0800	101.5	90.0 - 110.0	MS	10/23/2009	14:16	M91023A, gen
	Beryllium	0.0818	0.0800	102.2	90.0 - 110.0	MS	10/23/2009	14:16	M91023A, gen
	Cadmium	0.0811	0.0800	101.4	90.0 - 110.0	MS	10/23/2009	14:16	M91023A, gen
	Chromium	0.0804	0.0800	100.5	90.0 - 110.0	MS	10/23/2009	14:16	M91023A, gen
	Cobalt	0.0812	0.0800	101.5	90.0 - 110.0	MS	10/23/2009	14:16	M91023A, gen
	Copper	0.0817	0.0800	102.1	90.0 - 110.0	MS	10/23/2009	14:16	M91023A, gen
	Lead	0.0809	0.0800	101.1	90.0 - 110.0	MS	10/23/2009	14:16	M91023A, gen
	Nickel	0.0802	0.0800	100.2	90.0 - 110.0	MS	10/23/2009	14:16	M91023A, gen
	Selenium	0.0840	0.0800	105.0	90.0 - 110.0	MS	10/23/2009	14:16	M91023A, gen
	Silver	0.0840	0.0800	105.0	90.0 - 110.0	MS	10/23/2009	14:16	M91023A, gen
	Thallium	0.0810	0.0800	101.2	90.0 - 110.0	MS	10/23/2009	14:16	M91023A, gen
	Vanadium	0.0797	0.0800	99.6	90.0 - 110.0	MS	10/23/2009	14:16	M91023A, gen
	Zinc	0.0813	0.0800	101.6	90.0 - 110.0	MS	10/23/2009	14:16	M91023A, gen
	Molybdenum	0.0781	0.0800	97.6	90.0 - 110.0	MS	10/23/2009	14:16	M91023A, gen
CCV1			CCV1-1 MET5124-09						
	Antimony	0.0966	0.1000	96.6	90.0 - 110.0	MS	10/23/2009	14:44	M91023A, gen
	Arsenic	0.0994	0.1000	99.4	90.0 - 110.0	MS	10/23/2009	14:44	M91023A, gen
	Barium	0.1010	0.1000	101.0	90.0 - 110.0	MS	10/23/2009	14:44	M91023A, gen
	Beryllium	0.0993	0.1000	99.3	90.0 - 110.0	MS	10/23/2009	14:44	M91023A, gen
	Cadmium	0.1022	0.1000	102.2	90.0 - 110.0	MS	10/23/2009	14:44	M91023A, gen
	Chromium	0.0987	0.1000	98.7	90.0 - 110.0	MS	10/23/2009	14:44	M91023A, gen
	Cobalt	0.0960	0.1000	96.0	90.0 - 110.0	MS	10/23/2009	14:44	M91023A, gen
	Copper	0.0964	0.1000	96.4	90.0 - 110.0	MS	10/23/2009	14:44	M91023A, gen
	Lead	0.1053	0.1000	105.3	90.0 - 110.0	MS	10/23/2009	14:44	M91023A, gen
	Nickel	0.0949	0.1000	94.9	90.0 - 110.0	MS	10/23/2009	14:44	M91023A, gen
	Selenium	0.1011	0.1000	101.1	90.0 - 110.0	MS	10/23/2009	14:44	M91023A, gen
	Silver	0.1023	0.1000	102.3	90.0 - 110.0	MS	10/23/2009	14:44	M91023A, gen
	Thallium	0.1044	0.1000	104.4	90.0 - 110.0	MS	10/23/2009	14:44	M91023A, gen
	Vanadium	0.0995	0.1000	99.5	90.0 - 110.0	MS	10/23/2009	14:44	M91023A, gen
	Zinc	0.0999	0.1000	99.9	90.0 - 110.0	MS	10/23/2009	14:44	M91023A, gen
	Molybdenum	0.1027	0.1000	102.7	90.0 - 110.0	MS	10/23/2009	14:44	M91023A, gen

Test America Pittsburgh
- 2a -
INITIAL AND CONTINUING CALIBRATION VERIFICATION

Client: TETRA TECH

SDG No.: C9J020291

Initial Calibration Source: Inorganic

Instrument: ICPMS

Continuing Calibration Source: HIPUR

Sample ID	Analyte	Result mg/L	True Value mg/L	% Recovery	Acceptance Window (%R)	M	Analysis Date	Analysis Time	Run Number
CCV2			CCV1-2						
	Antimony	0.0954	0.1000	95.4	90.0 - 110.0	MS	10/23/2009	15:45	M91023A, gen
	Arsenic	0.0990	0.1000	99.0	90.0 - 110.0	MS	10/23/2009	15:45	M91023A, gen
	Barium	0.1003	0.1000	100.3	90.0 - 110.0	MS	10/23/2009	15:45	M91023A, gen
	Beryllium	0.0986	0.1000	98.6	90.0 - 110.0	MS	10/23/2009	15:45	M91023A, gen
	Cadmium	0.1024	0.1000	102.4	90.0 - 110.0	MS	10/23/2009	15:45	M91023A, gen
	Chromium	0.0976	0.1000	97.6	90.0 - 110.0	MS	10/23/2009	15:45	M91023A, gen
	Cobalt	0.0932	0.1000	93.2	90.0 - 110.0	MS	10/23/2009	15:45	M91023A, gen
	Copper	0.0952	0.1000	95.2	90.0 - 110.0	MS	10/23/2009	15:45	M91023A, gen
	Lead	0.1069	0.1000	106.9	90.0 - 110.0	MS	10/23/2009	15:45	M91023A, gen
	Nickel	0.0922	0.1000	92.2	90.0 - 110.0	MS	10/23/2009	15:45	M91023A, gen
	Selenium	0.1027	0.1000	102.7	90.0 - 110.0	MS	10/23/2009	15:45	M91023A, gen
	Silver	0.1015	0.1000	101.5	90.0 - 110.0	MS	10/23/2009	15:45	M91023A, gen
	Thallium	0.1059	0.1000	105.9	90.0 - 110.0	MS	10/23/2009	15:45	M91023A, gen
	Vanadium	0.0984	0.1000	98.4	90.0 - 110.0	MS	10/23/2009	15:45	M91023A, gen
	Zinc	0.0992	0.1000	99.2	90.0 - 110.0	MS	10/23/2009	15:45	M91023A, gen
	Molybdenum	0.0949	0.1000	94.9	90.0 - 110.0	MS	10/23/2009	15:45	M91023A, gen
CCV3			CCV1-3						
	Antimony	0.0951	0.1000	95.1	90.0 - 110.0	MS	10/23/2009	16:44	M91023A, gen
	Arsenic	0.1008	0.1000	100.8	90.0 - 110.0	MS	10/23/2009	16:44	M91023A, gen
	Barium	0.1004	0.1000	100.4	90.0 - 110.0	MS	10/23/2009	16:44	M91023A, gen
	Beryllium	0.0986	0.1000	98.6	90.0 - 110.0	MS	10/23/2009	16:44	M91023A, gen
	Cadmium	0.1019	0.1000	101.9	90.0 - 110.0	MS	10/23/2009	16:44	M91023A, gen
	Chromium	0.0980	0.1000	98.0	90.0 - 110.0	MS	10/23/2009	16:44	M91023A, gen
	Cobalt	0.0940	0.1000	94.0	90.0 - 110.0	MS	10/23/2009	16:44	M91023A, gen
	Copper	0.0958	0.1000	95.8	90.0 - 110.0	MS	10/23/2009	16:44	M91023A, gen
	Lead	0.1061	0.1000	106.1	90.0 - 110.0	MS	10/23/2009	16:44	M91023A, gen
	Nickel	0.0922	0.1000	92.2	90.0 - 110.0	MS	10/23/2009	16:44	M91023A, gen
	Selenium	0.1041	0.1000	104.1	90.0 - 110.0	MS	10/23/2009	16:44	M91023A, gen
	Silver	0.1010	0.1000	101.0	90.0 - 110.0	MS	10/23/2009	16:44	M91023A, gen
	Thallium	0.1054	0.1000	105.4	90.0 - 110.0	MS	10/23/2009	16:44	M91023A, gen
	Vanadium	0.0986	0.1000	98.6	90.0 - 110.0	MS	10/23/2009	16:44	M91023A, gen
	Zinc	0.0993	0.1000	99.3	90.0 - 110.0	MS	10/23/2009	16:44	M91023A, gen
	Molybdenum	0.0952	0.1000	95.2	90.0 - 110.0	MS	10/23/2009	16:44	M91023A, gen

Test America Pittsburgh

- 2a -

INITIAL AND CONTINUING CALIBRATION VERIFICATION

Client: TETRA TECH

SDG No.: C9J020291

Initial Calibration Source: Inorganic

Instrument: ICPMS

Continuing Calibration Source: HIPUR

Sample ID	Analyte	Result mg/L	True Value mg/L	% Recovery	Acceptance Window (%R)	M	Analysis Date	Analysis Time	Run Number
CCV4			CCV1-4						
	Antimony	0.0948	0.1000	94.8	90.0 - 110.0	MS	10/23/2009	17:40	M91023A, gen
	Arsenic	0.0989	0.1000	98.9	90.0 - 110.0	MS	10/23/2009	17:40	M91023A, gen
	Barium	0.1011	0.1000	101.1	90.0 - 110.0	MS	10/23/2009	17:40	M91023A, gen
	Beryllium	0.0979	0.1000	97.9	90.0 - 110.0	MS	10/23/2009	17:40	M91023A, gen
	Cadmium	0.1011	0.1000	101.1	90.0 - 110.0	MS	10/23/2009	17:40	M91023A, gen
	Chromium	0.0982	0.1000	98.2	90.0 - 110.0	MS	10/23/2009	17:40	M91023A, gen
	Cobalt	0.0944	0.1000	94.4	90.0 - 110.0	MS	10/23/2009	17:40	M91023A, gen
	Copper	0.0954	0.1000	95.4	90.0 - 110.0	MS	10/23/2009	17:40	M91023A, gen
	Lead	0.1044	0.1000	104.4	90.0 - 110.0	MS	10/23/2009	17:40	M91023A, gen
	Nickel	0.0937	0.1000	93.7	90.0 - 110.0	MS	10/23/2009	17:40	M91023A, gen
	Selenium	0.1011	0.1000	101.1	90.0 - 110.0	MS	10/23/2009	17:40	M91023A, gen
	Silver	0.1004	0.1000	100.4	90.0 - 110.0	MS	10/23/2009	17:40	M91023A, gen
	Thallium	0.1038	0.1000	103.8	90.0 - 110.0	MS	10/23/2009	17:40	M91023A, gen
	Vanadium	0.0991	0.1000	99.1	90.0 - 110.0	MS	10/23/2009	17:40	M91023A, gen
	Zinc	0.0975	0.1000	97.5	90.0 - 110.0	MS	10/23/2009	17:40	M91023A, gen
	Molybdenum	0.0928	0.1000	92.8	90.0 - 110.0	MS	10/23/2009	17:40	M91023A, gen
CCV5			CCV1-5						
	Antimony	0.0937	0.1000	93.7	90.0 - 110.0	MS	10/23/2009	18:42	M91023A, gen
	Arsenic	0.0987	0.1000	98.7	90.0 - 110.0	MS	10/23/2009	18:42	M91023A, gen
	Barium	0.1002	0.1000	100.2	90.0 - 110.0	MS	10/23/2009	18:42	M91023A, gen
	Beryllium	0.0925	0.1000	92.5	90.0 - 110.0	MS	10/23/2009	18:42	M91023A, gen
	Cadmium	0.1007	0.1000	100.7	90.0 - 110.0	MS	10/23/2009	18:42	M91023A, gen
	Chromium	0.0984	0.1000	98.4	90.0 - 110.0	MS	10/23/2009	18:42	M91023A, gen
	Cobalt	0.0959	0.1000	95.9	90.0 - 110.0	MS	10/23/2009	18:42	M91023A, gen
	Copper	0.0964	0.1000	96.4	90.0 - 110.0	MS	10/23/2009	18:42	M91023A, gen
	Lead	0.1020	0.1000	102.0	90.0 - 110.0	MS	10/23/2009	18:42	M91023A, gen
	Nickel	0.0953	0.1000	95.3	90.0 - 110.0	MS	10/23/2009	18:42	M91023A, gen
	Selenium	0.1021	0.1000	102.1	90.0 - 110.0	MS	10/23/2009	18:42	M91023A, gen
	Silver	0.0992	0.1000	99.2	90.0 - 110.0	MS	10/23/2009	18:42	M91023A, gen
	Thallium	0.1017	0.1000	101.7	90.0 - 110.0	MS	10/23/2009	18:42	M91023A, gen
	Vanadium	0.0986	0.1000	98.6	90.0 - 110.0	MS	10/23/2009	18:42	M91023A, gen
	Zinc	0.0981	0.1000	98.1	90.0 - 110.0	MS	10/23/2009	18:42	M91023A, gen
	Molybdenum	0.0920	0.1000	92.0	90.0 - 110.0	MS	10/23/2009	18:42	M91023A, gen

Test America Pittsburgh

- 2a -

INITIAL AND CONTINUING CALIBRATION VERIFICATION

Client: TETRA TECH

SDG No.: C9J020291

Initial Calibration Source: Inorganic

Instrument: ICPMS

Continuing Calibration Source: HIPUR

Sample ID	Analyte	Result mg/L	True Value mg/L	% Recovery	Acceptance Window (%R)	M	Analysis Date	Analysis Time	Run Number
CCV6			CCV1-6						
	Antimony	0.0930	0.1000	93.0	90.0 - 110.0	MS	10/23/2009	19:40	M91023A, gen
	Arsenic	0.0980	0.1000	98.0	90.0 - 110.0	MS	10/23/2009	19:40	M91023A, gen
	Barium	0.1000	0.1000	100.0	90.0 - 110.0	MS	10/23/2009	19:40	M91023A, gen
	Beryllium	0.0958	0.1000	95.8	90.0 - 110.0	MS	10/23/2009	19:40	M91023A, gen
	Cadmium	0.0998	0.1000	99.8	90.0 - 110.0	MS	10/23/2009	19:40	M91023A, gen
	Chromium	0.0979	0.1000	97.9	90.0 - 110.0	MS	10/23/2009	19:40	M91023A, gen
	Cobalt	0.0947	0.1000	94.7	90.0 - 110.0	MS	10/23/2009	19:40	M91023A, gen
	Copper	0.0954	0.1000	95.4	90.0 - 110.0	MS	10/23/2009	19:40	M91023A, gen
	Lead	0.1015	0.1000	101.5	90.0 - 110.0	MS	10/23/2009	19:40	M91023A, gen
	Nickel	0.0940	0.1000	94.0	90.0 - 110.0	MS	10/23/2009	19:40	M91023A, gen
	Selenium	0.0999	0.1000	99.9	90.0 - 110.0	MS	10/23/2009	19:40	M91023A, gen
	Silver	0.0987	0.1000	98.7	90.0 - 110.0	MS	10/23/2009	19:40	M91023A, gen
	Thallium	0.1010	0.1000	101.0	90.0 - 110.0	MS	10/23/2009	19:40	M91023A, gen
	Vanadium	0.0986	0.1000	98.6	90.0 - 110.0	MS	10/23/2009	19:40	M91023A, gen
	Zinc	0.0968	0.1000	96.8	90.0 - 110.0	MS	10/23/2009	19:40	M91023A, gen
	Molybdenum	0.0911	0.1000	91.1	90.0 - 110.0	MS	10/23/2009	19:40	M91023A, gen
CCV7			CCV1-7						
	Antimony	0.0944	0.1000	94.4	90.0 - 110.0	MS	10/23/2009	20:42	M91023A, gen
	Arsenic	0.0980	0.1000	98.0	90.0 - 110.0	MS	10/23/2009	20:42	M91023A, gen
	Barium	0.1005	0.1000	100.5	90.0 - 110.0	MS	10/23/2009	20:42	M91023A, gen
	Beryllium	0.0966	0.1000	96.6	90.0 - 110.0	MS	10/23/2009	20:42	M91023A, gen
	Cadmium	0.1010	0.1000	101.0	90.0 - 110.0	MS	10/23/2009	20:42	M91023A, gen
	Chromium	0.0977	0.1000	97.7	90.0 - 110.0	MS	10/23/2009	20:42	M91023A, gen
	Cobalt	0.0951	0.1000	95.1	90.0 - 110.0	MS	10/23/2009	20:42	M91023A, gen
	Copper	0.0956	0.1000	95.6	90.0 - 110.0	MS	10/23/2009	20:42	M91023A, gen
	Lead	0.0993	0.1000	99.3	90.0 - 110.0	MS	10/23/2009	20:42	M91023A, gen
	Nickel	0.0940	0.1000	94.0	90.0 - 110.0	MS	10/23/2009	20:42	M91023A, gen
	Selenium	0.1001	0.1000	100.1	90.0 - 110.0	MS	10/23/2009	20:42	M91023A, gen
	Silver	0.1005	0.1000	100.5	90.0 - 110.0	MS	10/23/2009	20:42	M91023A, gen
	Thallium	0.0993	0.1000	99.3	90.0 - 110.0	MS	10/23/2009	20:42	M91023A, gen
	Vanadium	0.0989	0.1000	98.9	90.0 - 110.0	MS	10/23/2009	20:42	M91023A, gen
	Zinc	0.0967	0.1000	96.7	90.0 - 110.0	MS	10/23/2009	20:42	M91023A, gen
	Molybdenum	0.0933	0.1000	93.3	90.0 - 110.0	MS	10/23/2009	20:42	M91023A, gen

Test America Pittsburgh

- 2a -

INITIAL AND CONTINUING CALIBRATION VERIFICATION

Client: TETRA TECH **SDG No.:** C9J020291

Initial Calibration Source: Inorganic **Instrument:** ICPMS

Continuing Calibration Source: HIPUR

Sample ID	Analyte	Result mg/L	True Value mg/L	% Recovery	Acceptance Window (%R)	M	Analysis Date	Analysis Time	Run Number
CCV8			**CCV1-8**						
	Antimony	0.0942	0.1000	94.2	90.0 - 110.0	MS	10/23/2009	21:42	M91023A, gen
	Arsenic	0.0975	0.1000	97.5	90.0 - 110.0	MS	10/23/2009	21:42	M91023A, gen
	Barium	0.1010	0.1000	101.0	90.0 - 110.0	MS	10/23/2009	21:42	M91023A, gen
	Beryllium	0.0944	0.1000	94.4	90.0 - 110.0	MS	10/23/2009	21:42	M91023A, gen
	Cadmium	0.1000	0.1000	100.0	90.0 - 110.0	MS	10/23/2009	21:42	M91023A, gen
	Chromium	0.0971	0.1000	97.1	90.0 - 110.0	MS	10/23/2009	21:42	M91023A, gen
	Cobalt	0.0943	0.1000	94.3	90.0 - 110.0	MS	10/23/2009	21:42	M91023A, gen
	Copper	0.0950	0.1000	95.0	90.0 - 110.0	MS	10/23/2009	21:42	M91023A, gen
	Lead	0.0982	0.1000	98.2	90.0 - 110.0	MS	10/23/2009	21:42	M91023A, gen
	Nickel	0.0928	0.1000	92.8	90.0 - 110.0	MS	10/23/2009	21:42	M91023A, gen
	Selenium	0.1003	0.1000	100.3	90.0 - 110.0	MS	10/23/2009	21:42	M91023A, gen
	Silver	0.1003	0.1000	100.3	90.0 - 110.0	MS	10/23/2009	21:42	M91023A, gen
	Thallium	0.0985	0.1000	98.5	90.0 - 110.0	MS	10/23/2009	21:42	M91023A, gen
	Vanadium	0.0985	0.1000	98.5	90.0 - 110.0	MS	10/23/2009	21:42	M91023A, gen
	Zinc	0.0953	0.1000	95.3	90.0 - 110.0	MS	10/23/2009	21:42	M91023A, gen
	Molybdenum	0.0934	0.1000	93.4	90.0 - 110.0	MS	10/23/2009	21:42	M91023A, gen

TestAmerica Pittsburgh

Metals Data Reporting Form

Initial Calibration Verification Standar

Instrument: CVAA **Units:** ug/L

Chart Number: G91019A.PRN **Acceptable Range:** 90% - 110%

Standard Source: Ultra **Standard ID:** MET5352-09

Element	WL/ Mass	True Conc	ICV6-1 10/19/2009 8:02 AM Found	% Rec	Found	% Rec	Found	% Rec	Found	% Rec	Found	% Rec
Mercury	253.7	2.5	2.63	**105.2**								

5.22.0

Form 2A Equivalent

TestAmerica Pittsburgh

Metals Data Reporting Form

Initial Calibration Verification Standar

Instrument: CVAA **Units:** ug/L

Chart Number: G91020A.PRN **Acceptable Range:** 90% - 110%

Standard Source: Ultra **Standard ID:** MET5391-09

Element	WL/ Mass	True Conc	ICV6-1 10/20/2009 8:13 AM Found	% Rec	Found	% Rec	Found	% Rec	Found	% Rec	Found	% Rec
Mercury	253.7	2.5	2.63	**105.2**								

5.22.0

Form 2A Equivalent

TestAmerica Pittsburgh

Metals Data Reporting Form

Continuing Calibration Verification

Instrument: CVAA **Units:** ug/L

Chart Number: G91019A.PRN **Acceptable Range:** 80% - 120%

Standard Source: Inorganic Ventures **Standard ID:** MET5354-09

Element	WL/ Mass	True Conc	CCV6-1 10/19/2009 8:07 AM Found	% Rec	CCV6-2 10/19/2009 8:27 AM Found	% Rec	CCV6-3 10/19/2009 8:48 AM Found	% Rec	CCV6-4 10/19/2009 9:08 AM Found	% Rec	CCV6-5 10/19/2009 9:29 AM Found	% Rec
Mercury	253.7	5.0	5.17	**103.4**	5.25	**105.0**	5.20	**104.0**	5.23	**104.6**	5.20	**104.0**

TestAmerica Pittsburgh

Metals Data Reporting Form

Continuing Calibration Verification

Instrument: CVAA **Units:** ug/L

Chart Number: G91019A.PRN **Acceptable Range:** 80% - 120%

Standard Source: Inorganic Ventures **Standard ID:** MET5354-09

Element	WL/ Mass	True Conc	CCV6-6 10/19/2009 9:49 AM Found	% Rec	CCV6-7 10/19/2009 10:01 AM Found	% Rec	Found	% Rec	Found	% Rec	Found	% Rec
Mercury	253.7	5.0	5.04	**100.8**	5.07	**101.4**						

TestAmerica Pittsburgh

Metals Data Reporting Form

Continuing Calibration Verification

Instrument: CVAA **Units:** ug/L

Chart Number: G91020A.PRN **Acceptable Range:** 80% - 120%

Standard Source: Inorganic Ventures **Standard ID:** MET5393-09

Element	WL/ Mass	True Conc	CCV6-1 10/20/2009 8:18 AM Found	% Rec	CCV6-2 10/20/2009 8:39 AM Found	% Rec	CCV6-3 10/20/2009 8:59 AM Found	% Rec	CCV6-4 10/20/2009 9:19 AM Found	% Rec	CCV6-5 10/20/2009 9:39 AM Found	% Rec
Mercury	253.7	5.0	5.26	**105.2**	5.23	**104.6**	5.26	**105.2**	5.27	**105.4**	5.25	**105.0**

TestAmerica Pittsburgh

Metals Data Reporting Form

Continuing Calibration Verification

Instrument: CVAA **Units:** ug/L

Chart Number: G91020A.PRN **Acceptable Range:** 80% - 120%

Standard Source: Inorganic Ventures **Standard ID:** MET5393-09

Element	WL/ Mass	True Conc	CCV6-6 10/20/2009 10:00 AM Found	% Rec	CCV6-7 10/20/2009 10:21 AM Found	% Rec	CCV6-8 10/20/2009 10:26 AM Found	% Rec	Found	% Rec	Found	% Rec
Mercury	253.7	5.0	5.23	**104.6**	5.28	**105.6**	5.31	**106.2**				

5.22.0

Form 2A Equivalent

TestAmerica

THE LEADER IN ENVIRONMENTAL TESTING

(Pittsburgh)

Total Solid / Percent Moisture

Sop (PT-WC-001) / (PT-WC-020)

Method: TS-SM 20 2540 G ,

LOT NUMBER(S)	BATCH
C9J070170	9280531
C9J020291	↓
C9J020291	9280532
C9J020291	9280533

Test America Pittsburgh
- 2b -
CRDL STANDARD FOR AA & ICP

Client: TETRA TECH

SDG No.: C9J020291

ICPMS Standard Source: HIPUR

Instrument: ICPMS

Sample ID	Analyte	Result mg/L	True Value mg/L	% Recovery	Advisory Limits (%R)	M	Analysis Date	Analysis Time	Run Number
CRDL1		CRI MET5121-09							
	Antimony	0.00219	0.00200	109.5	50 - 150	MS	10/23/200	14:28	M91023A,
	Arsenic	0.00118	0.00100	118.0	50 - 150	MS	10/23/200	14:28	M91023A,
	Barium	0.01098	0.01000	109.8	50 - 150	MS	10/23/200	14:28	M91023A,
	Beryllium	0.00110	0.00100	110.0	50 - 150	MS	10/23/200	14:28	M91023A,
	Cadmium	0.00114	0.00100	114.0	50 - 150	MS	10/23/200	14:28	M91023A,
	Chromium	0.00211	0.00200	105.5	50 - 150	MS	10/23/200	14:28	M91023A,
	Cobalt	0.00053	0.00050	106.0	50 - 150	MS	10/23/200	14:28	M91023A,
	Copper	0.00192	0.00200	96.0	50 - 150	MS	10/23/200	14:28	M91023A,
	Lead	0.00112	0.00100	112.0	50 - 150	MS	10/23/200	14:28	M91023A,
	Nickel	0.00106	0.00100	106.0	50 - 150	MS	10/23/200	14:28	M91023A,
	Selenium	0.00567	0.00500	113.4	50 - 150	MS	10/23/200	14:28	M91023A,
	Silver	0.00115	0.00100	115.0	50 - 150	MS	10/23/200	14:28	M91023A,
	Thallium	0.00119	0.00100	119.0	50 - 150	MS	10/23/200	14:28	M91023A,
	Vanadium	0.00101	0.00100	101.0	50 - 150	MS	10/23/200	14:28	M91023A,
	Zinc	0.00517	0.00500	103.4	50 - 150	MS	10/23/200	14:28	M91023A,
	Molybdenum	0.00520	0.00500	104.0	50 - 150	MS	10/23/200	14:28	M91023A,

TestAmerica Pittsburgh

Metals Data Reporting Form

Contract Required Detection Limit Standard

Instrument: CVAA **Units:** ug/L

Chart Number: G91019A.PRN **Acceptable Range:** 50% - 150%

Standard Source: Ultra **Standard ID:** MET5353-09

Element	WL/ Mass	True Conc	CRA/RLV 10/19/2009 8:05 AM Found	% Rec	Found	% Rec	Found	% Rec	Found	% Rec	Found	% Rec
Mercury	253.7	0.2	0.16	**78.0**								

TestAmerica Pittsburgh

Metals Data Reporting Form

Contract Required Detection Limit Standard

Instrument: CVAA **Units:** ug/L

Chart Number: G91020A.PRN **Acceptable Range:** 50% - 150%

Standard Source: Ultra **Standard ID:** MET5392-09

Element	WL/ Mass	True Conc	CRA/RLV 10/20/2009 8:16 AM Found	% Rec	Found	% Rec	Found	% Rec	Found	% Rec	Found	% Rec
Mercury	253.7	0.2	0.18	**90.5**								

METHOD BLANK REPORT

TOTAL Metals

Client Lot #...: C9J020291 **Matrix.....:** SOLID

PARAMETER	RESULT	REPORTING LIMIT	UNITS	METHOD	PREPARATION-ANALYSIS DATE	WORK ORDER #
MB Lot-Sample #: C9J140000-191 **Prep Batch #...:** 9287191						
Antimony	**0.0071 B**	**0.10**	**mg/kg**	**SW846 6020**	**10/14-10/23/09**	**LMJET1AN**
		Dilution Factor: 0.5				
		Analysis Time..: 15:27		Analyst ID.....: 400149	Instrument ID..: ICP	
Arsenic	ND	0.050	mg/kg	SW846 6020	10/14-10/23/09	LMJET1AC
		Dilution Factor: 0.5				
		Analysis Time..: 15:27		Analyst ID.....: 400149	Instrument ID..: ICP	
Barium	ND	0.50	mg/kg	SW846 6020	10/14-10/23/09	LMJET1AD
		Dilution Factor: 0.5				
		Analysis Time..: 15:27		Analyst ID.....: 400149	Instrument ID..: ICP	
Beryllium	ND	0.050	mg/kg	SW846 6020	10/14-10/23/09	LMJET1AE
		Dilution Factor: 0.5				
		Analysis Time..: 15:27		Analyst ID.....: 400149	Instrument ID..: ICP	
Cadmium	ND	0.050	mg/kg	SW846 6020	10/14-10/23/09	LMJET1AF
		Dilution Factor: 0.5				
		Analysis Time..: 15:27		Analyst ID.....: 400149	Instrument ID..: ICP	
Chromium	**0.012 B**	**0.10**	**mg/kg**	**SW846 6020**	**10/14-10/23/09**	**LMJET1AH**
		Dilution Factor: 0.5				
		Analysis Time..: 15:27		Analyst ID.....: 400149	Instrument ID..: ICP	
Cobalt	ND	0.025	mg/kg	SW846 6020	10/14-10/23/09	LMJET1AG
		Dilution Factor: 0.5				
		Analysis Time..: 15:27		Analyst ID.....: 400149	Instrument ID..: ICP	
Copper	ND	0.10	mg/kg	SW846 6020	10/14-10/23/09	LMJET1AJ
		Dilution Factor: 0.5				
		Analysis Time..: 15:27		Analyst ID.....: 400149	Instrument ID..: ICP	
Lead	ND	0.050	mg/kg	SW846 6020	10/14-10/23/09	LMJET1AM
		Dilution Factor: 0.5				
		Analysis Time..: 15:27		Analyst ID.....: 400149	Instrument ID..: ICP	
Molybdenum	**0.030 B**	**0.25**	**mg/kg**	**SW846 6020**	**10/14-10/23/09**	**LMJET1AK**
		Dilution Factor: 0.5				
		Analysis Time..: 15:27		Analyst ID.....: 400149	Instrument ID..: ICP	
Nickel	ND	0.050	mg/kg	SW846 6020	10/14-10/23/09	LMJET1AL
		Dilution Factor: 0.5				
		Analysis Time..: 15:27		Analyst ID.....: 400149	Instrument ID..: ICP	

(Continued on next page)

METHOD BLANK REPORT

TOTAL Metals

Client Lot #...: C9J020291 **Matrix.....:** SOLID

PARAMETER	RESULT	REPORTING LIMIT	UNITS	METHOD	PREPARATION-ANALYSIS DATE	WORK ORDER #
Selenium	ND	0.25	mg/kg	SW846 6020	10/14-10/23/09	LMJET1AP
		Dilution Factor: 0.5				
		Analysis Time..: 15:27		Analyst ID.....: 400149	Instrument ID..: ICP	
Silver	ND	0.050	mg/kg	SW846 6020	10/14-10/23/09	LMJET1AA
		Dilution Factor: 0.5				
		Analysis Time..: 15:27		Analyst ID.....: 400149	Instrument ID..: ICP	
Thallium	ND	0.050	mg/kg	SW846 6020	10/14-10/23/09	LMJET1AQ
		Dilution Factor: 0.5				
		Analysis Time..: 15:27		Analyst ID.....: 400149	Instrument ID..: ICP	
Vanadium	ND	0.050	mg/kg	SW846 6020	10/14-10/23/09	LMJET1AR
		Dilution Factor: 0.5				
		Analysis Time..: 15:27		Analyst ID.....: 400149	Instrument ID..: ICP	
Zinc	ND	0.25	mg/kg	SW846 6020	10/14-10/23/09	LMJET1AT
		Dilution Factor: 0.5				
		Analysis Time..: 15:27		Analyst ID.....: 400149	Instrument ID..: ICP	

MB Lot-Sample #: C9J190000-016 **Prep Batch #...:** 9292016

Mercury	ND	0.016	mg/kg	SW846 7471A	10/19/09	LMTLP1AA
		Dilution Factor: 0.5				
		Analysis Time..: 08:10		Analyst ID.....: 031043	Instrument ID..: HGH	

MB Lot-Sample #: C9J200000-020 **Prep Batch #...:** 9293020

Mercury	ND	0.016	mg/kg	SW846 7471A	10/20/09	LMVTH1AA
		Dilution Factor: 0.5				
		Analysis Time..: 08:22		Analyst ID.....: 031043	Instrument ID..: HGH	

MB Lot-Sample #: C9J200000-021 **Prep Batch #...:** 9293021

Mercury	ND	0.016	mg/kg	SW846 7471A	10/20/09	LMVTK1AA
		Dilution Factor: 0.5				
		Analysis Time..: 09:09		Analyst ID.....: 031043	Instrument ID..: HGH	

MB Lot-Sample #: C9J200000-088 **Prep Batch #...:** 9293088

Antimony	ND	0.10	mg/kg	SW846 6020	10/20-10/23/09	LMV3X1AN
		Dilution Factor: 0.5				
		Analysis Time..: 18:03		Analyst ID.....: 400149	Instrument ID..: ICP	

(Continued on next page)

METHOD BLANK REPORT

TOTAL Metals

Client Lot #...: C9J020291 **Matrix.....:** SOLID

PARAMETER	RESULT	REPORTING LIMIT	UNITS	METHOD	PREPARATION-ANALYSIS DATE	WORK ORDER #
Arsenic	ND	0.050	mg/kg	SW846 6020	10/20-10/23/09	LMV3X1AC
		Dilution Factor: 0.5				
		Analysis Time..: 18:03		Analyst ID.....: 400149	Instrument ID..: ICP	
Barium	ND	0.50	mg/kg	SW846 6020	10/20-10/23/09	LMV3X1AD
		Dilution Factor: 0.5				
		Analysis Time..: 18:03		Analyst ID.....: 400149	Instrument ID..: ICP	
Beryllium	ND	0.050	mg/kg	SW846 6020	10/20-10/23/09	LMV3X1AE
		Dilution Factor: 0.5				
		Analysis Time..: 18:03		Analyst ID.....: 400149	Instrument ID..: ICP	
Cadmium	ND	0.050	mg/kg	SW846 6020	10/20-10/23/09	LMV3X1AF
		Dilution Factor: 0.5				
		Analysis Time..: 18:03		Analyst ID.....: 400149	Instrument ID..: ICP	
Chromium	**0.039 B**	**0.10**	**mg/kg**	**SW846 6020**	**10/20-10/23/09**	**LMV3X1AH**
		Dilution Factor: 0.5				
		Analysis Time..: 18:03		Analyst ID.....: 400149	Instrument ID..: ICP	
Cobalt	ND	0.025	mg/kg	SW846 6020	10/20-10/23/09	LMV3X1AG
		Dilution Factor: 0.5				
		Analysis Time..: 18:03		Analyst ID.....: 400149	Instrument ID..: ICP	
Copper	ND	0.10	mg/kg	SW846 6020	10/20-10/23/09	LMV3X1AJ
		Dilution Factor: 0.5				
		Analysis Time..: 18:03		Analyst ID.....: 400149	Instrument ID..: ICP	
Lead	ND	0.050	mg/kg	SW846 6020	10/20-10/23/09	LMV3X1AM
		Dilution Factor: 0.5				
		Analysis Time..: 18:03		Analyst ID.....: 400149	Instrument ID..: ICP	
Molybdenum	ND	0.25	mg/kg	SW846 6020	10/20-10/23/09	LMV3X1AK
		Dilution Factor: 0.5				
		Analysis Time..: 18:03		Analyst ID.....: 400149	Instrument ID..: ICP	
Nickel	ND	0.050	mg/kg	SW846 6020	10/20-10/23/09	LMV3X1AL
		Dilution Factor: 0.5				
		Analysis Time..: 18:03		Analyst ID.....: 400149	Instrument ID..: ICP	
Selenium	ND	0.25	mg/kg	SW846 6020	10/20-10/23/09	LMV3X1AP
		Dilution Factor: 0.5				
		Analysis Time..: 18:03		Analyst ID.....: 400149	Instrument ID..: ICP	
Silver	ND	0.050	mg/kg	SW846 6020	10/20-10/23/09	LMV3X1AA
		Dilution Factor: 0.5				
		Analysis Time..: 18:03		Analyst ID.....: 400149	Instrument ID..: ICP	

(Continued on next page)

METHOD BLANK REPORT

TOTAL Metals

Client Lot #...: C9J020291 **Matrix.....:** SOLID

PARAMETER	RESULT	REPORTING LIMIT	UNITS	METHOD	PREPARATION-ANALYSIS DATE	WORK ORDER #
Thallium	ND	0.050	mg/kg	SW846 6020	10/20-10/23/09	LMV3X1AQ
		Dilution Factor: 0.5				
		Analysis Time..: 18:03		Analyst ID.....: 400149	Instrument ID..: ICP	
Vanadium	**0.0094 B**	**0.050**	**mg/kg**	**SW846 6020**	**10/20-10/23/09**	**LMV3X1AR**
		Dilution Factor: 0.5				
		Analysis Time..: 18:03		Analyst ID.....: 400149	Instrument ID..: ICP	
Zinc	ND	0.25	mg/kg	SW846 6020	10/20-10/23/09	LMV3X1AT
		Dilution Factor: 0.5				
		Analysis Time..: 18:03		Analyst ID.....: 400149	Instrument ID..: ICP	

MB Lot-Sample #: C9J210000-271 **Prep Batch #...:** 9294271

Antimony	ND	0.10	mg/kg	SW846 6020	10/21-10/23/09	LM0RQ1AN
		Dilution Factor: 0.5				
		Analysis Time..: 20:24		Analyst ID.....: 400149	Instrument ID..: ICP	
Arsenic	ND	0.050	mg/kg	SW846 6020	10/21-10/23/09	LM0RQ1AC
		Dilution Factor: 0.5				
		Analysis Time..: 20:24		Analyst ID.....: 400149	Instrument ID..: ICP	
Barium	ND	0.50	mg/kg	SW846 6020	10/21-10/23/09	LM0RQ1AD
		Dilution Factor: 0.5				
		Analysis Time..: 20:24		Analyst ID.....: 400149	Instrument ID..: ICP	
Beryllium	ND	0.050	mg/kg	SW846 6020	10/21-10/23/09	LM0RQ1AE
		Dilution Factor: 0.5				
		Analysis Time..: 20:24		Analyst ID.....: 400149	Instrument ID..: ICP	
Cadmium	ND	0.050	mg/kg	SW846 6020	10/21-10/23/09	LM0RQ1AF
		Dilution Factor: 0.5				
		Analysis Time..: 20:24		Analyst ID.....: 400149	Instrument ID..: ICP	
Chromium	**0.039 B**	**0.10**	**mg/kg**	**SW846 6020**	**10/21-10/23/09**	**LM0RQ1AH**
		Dilution Factor: 0.5				
		Analysis Time..: 20:24		Analyst ID.....: 400149	Instrument ID..: ICP	
Cobalt	ND	0.025	mg/kg	SW846 6020	10/21-10/23/09	LM0RQ1AG
		Dilution Factor: 0.5				
		Analysis Time..: 20:24		Analyst ID.....: 400149	Instrument ID..: ICP	
Copper	ND	0.10	mg/kg	SW846 6020	10/21-10/23/09	LM0RQ1AJ
		Dilution Factor: 0.5				
		Analysis Time..: 20:24		Analyst ID.....: 400149	Instrument ID..: ICP	

(Continued on next page)

METHOD BLANK REPORT

TOTAL Metals

Client Lot #...: C9J020291 **Matrix.....:** SOLID

PARAMETER	RESULT	REPORTING LIMIT	UNITS	METHOD	PREPARATION-ANALYSIS DATE	WORK ORDER #
Lead	ND	0.050	mg/kg	SW846 6020	10/21-10/23/09	LM0RQ1AM
		Dilution Factor: 0.5				
		Analysis Time..: 20:24		Analyst ID.....: 400149	Instrument ID..: ICP	
Molybdenum	ND	0.25	mg/kg	SW846 6020	10/21-10/23/09	LM0RQ1AK
		Dilution Factor: 0.5				
		Analysis Time..: 20:24		Analyst ID.....: 400149	Instrument ID..: ICP	
Nickel	ND	0.050	mg/kg	SW846 6020	10/21-10/23/09	LM0RQ1AL
		Dilution Factor: 0.5				
		Analysis Time..: 20:24		Analyst ID.....: 400149	Instrument ID..: ICP	
Selenium	ND	0.25	mg/kg	SW846 6020	10/21-10/23/09	LM0RQ1AP
		Dilution Factor: 0.5				
		Analysis Time..: 20:24		Analyst ID.....: 400149	Instrument ID..: ICP	
Silver	ND	0.050	mg/kg	SW846 6020	10/21-10/23/09	LM0RQ1AA
		Dilution Factor: 0.5				
		Analysis Time..: 20:24		Analyst ID.....: 400149	Instrument ID..: ICP	
Thallium	ND	0.050	mg/kg	SW846 6020	10/21-10/23/09	LM0RQ1AQ
		Dilution Factor: 0.5				
		Analysis Time..: 20:24		Analyst ID.....: 400149	Instrument ID..: ICP	
Vanadium	**0.0098 B**	**0.050**	**mg/kg**	**SW846 6020**	**10/21-10/23/09**	**LM0RQ1AR**
		Dilution Factor: 0.5				
		Analysis Time..: 20:24		Analyst ID.....: 400149	Instrument ID..: ICP	
Zinc	ND	0.25	mg/kg	SW846 6020	10/21-10/23/09	LM0RQ1AT
		Dilution Factor: 0.5				
		Analysis Time..: 20:24		Analyst ID.....: 400149	Instrument ID..: ICP	

NOTE(S):

Calculations are performed before rounding to avoid round-off errors in calculated results.

B Estimated result. Result is less than RL.

Test America Pittsburgh

- 3a -

INITIAL AND CONTINUING CALIBRATION BLANK SUMMARY

Client: TETRA TECH

SDG No.: C9J020291

Instrument: ICPMS

Sample ID	Analyte	Result mg/L	Acceptance Limit	Conc Qual	MDL	CRQL	M	Analysis Date	Analysis Time	Run
ICB1			ICB1							
	Antimony	-0.00004	+/-0.00200	J	0.00003	0.00200	MS	10/23/2009	14:23	M91023A, ge
	Arsenic	0.00005	+/-0.00100	U	0.00018	0.00100	MS	10/23/2009	14:23	M91023A, ge
	Barium	0.00000	+/-0.01000	U	0.00011	0.01000	MS	10/23/2009	14:23	M91023A, ge
	Beryllium	0.00002	+/-0.00100	U	0.00008	0.00100	MS	10/23/2009	14:23	M91023A, ge
	Cadmium	0.00005	+/-0.00100	U	0.00007	0.00100	MS	10/23/2009	14:23	M91023A, ge
	Chromium	-0.00001	+/-0.00200	U	0.00006	0.00200	MS	10/23/2009	14:23	M91023A, ge
	Cobalt	0.00000	+/-0.00050	U	0.00002	0.00050	MS	10/23/2009	14:23	M91023A, ge
	Copper	-0.00023	+/-0.00200	U	0.00033	0.00200	MS	10/23/2009	14:23	M91023A, ge
	Lead	0.00000	+/-0.00100	U	0.00004	0.00100	MS	10/23/2009	14:23	M91023A, ge
	Nickel	-0.00001	+/-0.00100	U	0.00011	0.00100	MS	10/23/2009	14:23	M91023A, ge
	Selenium	0.00039	+/-0.00500	U	0.00050	0.00500	MS	10/23/2009	14:23	M91023A, ge
	Silver	0.00001	+/-0.00100	U	0.00004	0.00100	MS	10/23/2009	14:23	M91023A, ge
	Thallium	0.00000	+/-0.00100	U	0.00002	0.00100	MS	10/23/2009	14:23	M91023A, ge
	Vanadium	0.00001	+/-0.00100	U	0.00008	0.00100	MS	10/23/2009	14:23	M91023A, ge
	Zinc	-0.00033	+/-0.00500	U	0.00065	0.00500	MS	10/23/2009	14:23	M91023A, ge
	Molybdenum	0.00042	+/-0.00500	J	0.00021	0.00500	MS	10/23/2009	14:23	M91023A, ge
CCB1			CCB1							
	Antimony	0.00032	+/-0.00200	J	0.00003	0.00200	MS	10/23/2009	14:51	M91023A, ge
	Arsenic	0.00007	+/-0.00100	U	0.00018	0.00100	MS	10/23/2009	14:51	M91023A, ge
	Barium	0.00000	+/-0.01000	U	0.00011	0.01000	MS	10/23/2009	14:51	M91023A, ge
	Beryllium	0.00001	+/-0.00100	U	0.00008	0.00100	MS	10/23/2009	14:51	M91023A, ge
	Cadmium	0.00004	+/-0.00100	U	0.00007	0.00100	MS	10/23/2009	14:51	M91023A, ge
	Chromium	-0.00002	+/-0.00200	U	0.00006	0.00200	MS	10/23/2009	14:51	M91023A, ge
	Cobalt	0.00000	+/-0.00050	U	0.00002	0.00050	MS	10/23/2009	14:51	M91023A, ge
	Copper	-0.00023	+/-0.00200	U	0.00033	0.00200	MS	10/23/2009	14:51	M91023A, ge
	Lead	0.00016	+/-0.00100	J	0.00004	0.00100	MS	10/23/2009	14:51	M91023A, ge
	Nickel	0.00002	+/-0.00100	U	0.00011	0.00100	MS	10/23/2009	14:51	M91023A, ge
	Selenium	0.00053	+/-0.00500	J	0.00050	0.00500	MS	10/23/2009	14:51	M91023A, ge
	Silver	0.00001	+/-0.00100	U	0.00004	0.00100	MS	10/23/2009	14:51	M91023A, ge
	Thallium	0.00002	+/-0.00100	U	0.00002	0.00100	MS	10/23/2009	14:51	M91023A, ge
	Vanadium	0.00001	+/-0.00100	U	0.00008	0.00100	MS	10/23/2009	14:51	M91023A, ge
	Zinc	-0.00033	+/-0.00500	U	0.00065	0.00500	MS	10/23/2009	14:51	M91023A, ge
	Molybdenum	0.00146	+/-0.00500	J	0.00021	0.00500	MS	10/23/2009	14:51	M91023A, ge

Test America Pittsburgh

- 3a -

INITIAL AND CONTINUING CALIBRATION BLANK SUMMARY

Client: TETRA TECH

SDG No.: C9J020291

Instrument: ICPMS

Sample ID	Analyte	Result mg/L	Acceptance Limit	Conc Qual	MDL	CRQL	M	Analysis Date	Analysis Time	Run
CCB2			CCB2							
	Antimony	0.00036	+/-0.00200	J	0.00003	0.00200	MS	10/23/2009	15:52	M91023A, ge
	Arsenic	0.00001	+/-0.00100	U	0.00018	0.00100	MS	10/23/2009	15:52	M91023A, ge
	Barium	-0.00001	+/-0.01000	U	0.00011	0.01000	MS	10/23/2009	15:52	M91023A, ge
	Beryllium	0.00000	+/-0.00100	U	0.00008	0.00100	MS	10/23/2009	15:52	M91023A, ge
	Cadmium	-0.00003	+/-0.00100	U	0.00007	0.00100	MS	10/23/2009	15:52	M91023A, ge
	Chromium	0.00004	+/-0.00200	U	0.00006	0.00200	MS	10/23/2009	15:52	M91023A, ge
	Cobalt	-0.00002	+/-0.00050	J	0.00002	0.00050	MS	10/23/2009	15:52	M91023A, ge
	Copper	-0.00024	+/-0.00200	U	0.00033	0.00200	MS	10/23/2009	15:52	M91023A, ge
	Lead	0.00081	+/-0.00100	J	0.00004	0.00100	MS	10/23/2009	15:52	M91023A, ge
	Nickel	0.00001	+/-0.00100	U	0.00011	0.00100	MS	10/23/2009	15:52	M91023A, ge
	Selenium	-0.00011	+/-0.00500	U	0.00050	0.00500	MS	10/23/2009	15:52	M91023A, ge
	Silver	-0.00001	+/-0.00100	U	0.00004	0.00100	MS	10/23/2009	15:52	M91023A, ge
	Thallium	0.00000	+/-0.00100	U	0.00002	0.00100	MS	10/23/2009	15:52	M91023A, ge
	Vanadium	0.00009	+/-0.00100	J	0.00008	0.00100	MS	10/23/2009	15:52	M91023A, ge
	Zinc	-0.00029	+/-0.00500	U	0.00065	0.00500	MS	10/23/2009	15:52	M91023A, ge
	Molybdenum	0.00059	+/-0.00500	J	0.00021	0.00500	MS	10/23/2009	15:52	M91023A, ge
CCB3			CCB3							
	Antimony	0.00048	+/-0.00200	J	0.00003	0.00200	MS	10/23/2009	16:51	M91023A, ge
	Arsenic	0.00003	+/-0.00100	U	0.00018	0.00100	MS	10/23/2009	16:51	M91023A, ge
	Barium	-0.00001	+/-0.01000	U	0.00011	0.01000	MS	10/23/2009	16:51	M91023A, ge
	Beryllium	0.00000	+/-0.00100	U	0.00008	0.00100	MS	10/23/2009	16:51	M91023A, ge
	Cadmium	-0.00003	+/-0.00100	U	0.00007	0.00100	MS	10/23/2009	16:51	M91023A, ge
	Chromium	0.00008	+/-0.00200	J	0.00006	0.00200	MS	10/23/2009	16:51	M91023A, ge
	Cobalt	-0.00002	+/-0.00050	J	0.00002	0.00050	MS	10/23/2009	16:51	M91023A, ge
	Copper	-0.00019	+/-0.00200	U	0.00033	0.00200	MS	10/23/2009	16:51	M91023A, ge
	Lead	0.00021	+/-0.00100	J	0.00004	0.00100	MS	10/23/2009	16:51	M91023A, ge
	Nickel	0.00000	+/-0.00100	U	0.00011	0.00100	MS	10/23/2009	16:51	M91023A, ge
	Selenium	0.00048	+/-0.00500	U	0.00050	0.00500	MS	10/23/2009	16:51	M91023A, ge
	Silver	0.00000	+/-0.00100	U	0.00004	0.00100	MS	10/23/2009	16:51	M91023A, ge
	Thallium	-0.00001	+/-0.00100	U	0.00002	0.00100	MS	10/23/2009	16:51	M91023A, ge
	Vanadium	0.00001	+/-0.00100	U	0.00008	0.00100	MS	10/23/2009	16:51	M91023A, ge
	Zinc	-0.00021	+/-0.00500	U	0.00065	0.00500	MS	10/23/2009	16:51	M91023A, ge
	Molybdenum	0.00066	+/-0.00500	J	0.00021	0.00500	MS	10/23/2009	16:51	M91023A, ge

Test America Pittsburgh

- 3a -

INITIAL AND CONTINUING CALIBRATION BLANK SUMMARY

Client: TETRA TECH **SDG No.:** C9J020291

Instrument: ICPMS

Sample ID	Analyte	Result mg/L	Acceptance Limit	Conc Qual	MDL	CRQL	M	Analysis Date	Analysis Time	Run
CCB4			CCB4							
	Antimony	0.00038	+/-0.00200	J	0.00003	0.00200	MS	10/23/2009	17:47	M91023A, ge
	Arsenic	-0.00003	+/-0.00100	U	0.00018	0.00100	MS	10/23/2009	17:47	M91023A, ge
	Barium	0.00000	+/-0.01000	U	0.00011	0.01000	MS	10/23/2009	17:47	M91023A, ge
	Beryllium	0.00002	+/-0.00100	U	0.00008	0.00100	MS	10/23/2009	17:47	M91023A, ge
	Cadmium	-0.00001	+/-0.00100	U	0.00007	0.00100	MS	10/23/2009	17:47	M91023A, ge
	Chromium	0.00005	+/-0.00200	U	0.00006	0.00200	MS	10/23/2009	17:47	M91023A, ge
	Cobalt	-0.00002	+/-0.00050	J	0.00002	0.00050	MS	10/23/2009	17:47	M91023A, ge
	Copper	-0.00020	+/-0.00200	U	0.00033	0.00200	MS	10/23/2009	17:47	M91023A, ge
	Lead	0.00011	+/-0.00100	J	0.00004	0.00100	MS	10/23/2009	17:47	M91023A, ge
	Nickel	0.00000	+/-0.00100	U	0.00011	0.00100	MS	10/23/2009	17:47	M91023A, ge
	Selenium	0.00027	+/-0.00500	U	0.00050	0.00500	MS	10/23/2009	17:47	M91023A, ge
	Silver	0.00000	+/-0.00100	U	0.00004	0.00100	MS	10/23/2009	17:47	M91023A, ge
	Thallium	0.00000	+/-0.00100	U	0.00002	0.00100	MS	10/23/2009	17:47	M91023A, ge
	Vanadium	0.00014	+/-0.00100	J	0.00008	0.00100	MS	10/23/2009	17:47	M91023A, ge
	Zinc	-0.00029	+/-0.00500	U	0.00065	0.00500	MS	10/23/2009	17:47	M91023A, ge
	Molybdenum	0.00053	+/-0.00500	J	0.00021	0.00500	MS	10/23/2009	17:47	M91023A, ge
CCB5			CCB5							
	Antimony	0.00035	+/-0.00200	J	0.00003	0.00200	MS	10/23/2009	18:50	M91023A, ge
	Arsenic	0.00002	+/-0.00100	U	0.00018	0.00100	MS	10/23/2009	18:50	M91023A, ge
	Barium	0.00000	+/-0.01000	U	0.00011	0.01000	MS	10/23/2009	18:50	M91023A, ge
	Beryllium	0.00001	+/-0.00100	U	0.00008	0.00100	MS	10/23/2009	18:50	M91023A, ge
	Cadmium	0.00001	+/-0.00100	U	0.00007	0.00100	MS	10/23/2009	18:50	M91023A, ge
	Chromium	0.00005	+/-0.00200	U	0.00006	0.00200	MS	10/23/2009	18:50	M91023A, ge
	Cobalt	-0.00002	+/-0.00050	J	0.00002	0.00050	MS	10/23/2009	18:50	M91023A, ge
	Copper	-0.00024	+/-0.00200	U	0.00033	0.00200	MS	10/23/2009	18:50	M91023A, ge
	Lead	0.00004	+/-0.00100	J	0.00004	0.00100	MS	10/23/2009	18:50	M91023A, ge
	Nickel	0.00000	+/-0.00100	U	0.00011	0.00100	MS	10/23/2009	18:50	M91023A, ge
	Selenium	0.00009	+/-0.00500	U	0.00050	0.00500	MS	10/23/2009	18:50	M91023A, ge
	Silver	0.00000	+/-0.00100	U	0.00004	0.00100	MS	10/23/2009	18:50	M91023A, ge
	Thallium	0.00000	+/-0.00100	U	0.00002	0.00100	MS	10/23/2009	18:50	M91023A, ge
	Vanadium	0.00010	+/-0.00100	J	0.00008	0.00100	MS	10/23/2009	18:50	M91023A, ge
	Zinc	-0.00035	+/-0.00500	U	0.00065	0.00500	MS	10/23/2009	18:50	M91023A, ge
	Molybdenum	0.00057	+/-0.00500	J	0.00021	0.00500	MS	10/23/2009	18:50	M91023A, ge

Test America Pittsburgh

- 3a -

INITIAL AND CONTINUING CALIBRATION BLANK SUMMARY

Client: TETRA TECH

SDG No.: C9J020291

Instrument: ICPMS

Sample ID	Analyte	Result mg/L	Acceptance Limit	Conc Qual	MDL	CRQL	M	Analysis Date	Analysis Time	Run
CCB6			CCB6							
	Antimony	0.00076	+/-0.00200	J	0.00003	0.00200	MS	10/23/2009	19:47	M91023A, ge
	Arsenic	-0.00014	+/-0.00100	U	0.00018	0.00100	MS	10/23/2009	19:47	M91023A, ge
	Barium	0.00000	+/-0.01000	U	0.00011	0.01000	MS	10/23/2009	19:47	M91023A, ge
	Beryllium	-0.00001	+/-0.00100	U	0.00008	0.00100	MS	10/23/2009	19:47	M91023A, ge
	Cadmium	-0.00003	+/-0.00100	U	0.00007	0.00100	MS	10/23/2009	19:47	M91023A, ge
	Chromium	0.00006	+/-0.00200	U	0.00006	0.00200	MS	10/23/2009	19:47	M91023A, ge
	Cobalt	-0.00002	+/-0.00050	J	0.00002	0.00050	MS	10/23/2009	19:47	M91023A, ge
	Copper	-0.00022	+/-0.00200	U	0.00033	0.00200	MS	10/23/2009	19:47	M91023A, ge
	Lead	-0.00002	+/-0.00100	U	0.00004	0.00100	MS	10/23/2009	19:47	M91023A, ge
	Nickel	-0.00002	+/-0.00100	U	0.00011	0.00100	MS	10/23/2009	19:47	M91023A, ge
	Selenium	0.00012	+/-0.00500	U	0.00050	0.00500	MS	10/23/2009	19:47	M91023A, ge
	Silver	-0.00001	+/-0.00100	U	0.00004	0.00100	MS	10/23/2009	19:47	M91023A, ge
	Thallium	-0.00001	+/-0.00100	U	0.00002	0.00100	MS	10/23/2009	19:47	M91023A, ge
	Vanadium	0.00008	+/-0.00100	J	0.00008	0.00100	MS	10/23/2009	19:47	M91023A, ge
	Zinc	-0.00030	+/-0.00500	U	0.00065	0.00500	MS	10/23/2009	19:47	M91023A, ge
	Molybdenum	0.00124	+/-0.00500	J	0.00021	0.00500	MS	10/23/2009	19:47	M91023A, ge
CCB7			CCB7							
	Antimony	0.00042	+/-0.00200	J	0.00003	0.00200	MS	10/23/2009	20:49	M91023A, ge
	Arsenic	-0.00001	+/-0.00100	U	0.00018	0.00100	MS	10/23/2009	20:49	M91023A, ge
	Barium	0.00000	+/-0.01000	U	0.00011	0.01000	MS	10/23/2009	20:49	M91023A, ge
	Beryllium	0.00000	+/-0.00100	U	0.00008	0.00100	MS	10/23/2009	20:49	M91023A, ge
	Cadmium	-0.00006	+/-0.00100	U	0.00007	0.00100	MS	10/23/2009	20:49	M91023A, ge
	Chromium	0.00007	+/-0.00200	J	0.00006	0.00200	MS	10/23/2009	20:49	M91023A, ge
	Cobalt	-0.00001	+/-0.00050	U	0.00002	0.00050	MS	10/23/2009	20:49	M91023A, ge
	Copper	-0.00024	+/-0.00200	U	0.00033	0.00200	MS	10/23/2009	20:49	M91023A, ge
	Lead	0.00011	+/-0.00100	J	0.00004	0.00100	MS	10/23/2009	20:49	M91023A, ge
	Nickel	-0.00002	+/-0.00100	U	0.00011	0.00100	MS	10/23/2009	20:49	M91023A, ge
	Selenium	0.00000	+/-0.00500	U	0.00050	0.00500	MS	10/23/2009	20:49	M91023A, ge
	Silver	-0.00001	+/-0.00100	U	0.00004	0.00100	MS	10/23/2009	20:49	M91023A, ge
	Thallium	0.00000	+/-0.00100	U	0.00002	0.00100	MS	10/23/2009	20:49	M91023A, ge
	Vanadium	0.00011	+/-0.00100	J	0.00008	0.00100	MS	10/23/2009	20:49	M91023A, ge
	Zinc	-0.00034	+/-0.00500	U	0.00065	0.00500	MS	10/23/2009	20:49	M91023A, ge
	Molybdenum	0.00066	+/-0.00500	J	0.00021	0.00500	MS	10/23/2009	20:49	M91023A, ge

Test America Pittsburgh

- 3a -

INITIAL AND CONTINUING CALIBRATION BLANK SUMMARY

Client: TETRA TECH **SDG No.:** C9J020291

Instrument: ICPMS

Sample ID	Analyte	Result mg/L	Acceptance Limit	Conc Qual	MDL	CRQL	M	Analysis Date	Analysis Time	Run
CCB8			CCB8							
	Antimony	0.00034	+/-0.00200	J	0.00003	0.00200	MS	10/23/2009	21:49	M91023A, ge
	Arsenic	0.00008	+/-0.00100	U	0.00018	0.00100	MS	10/23/2009	21:49	M91023A, ge
	Barium	-0.00001	+/-0.01000	U	0.00011	0.01000	MS	10/23/2009	21:49	M91023A, ge
	Beryllium	0.00001	+/-0.00100	U	0.00008	0.00100	MS	10/23/2009	21:49	M91023A, ge
	Cadmium	-0.00004	+/-0.00100	U	0.00007	0.00100	MS	10/23/2009	21:49	M91023A, ge
	Chromium	0.00006	+/-0.00200	J	0.00006	0.00200	MS	10/23/2009	21:49	M91023A, ge
	Cobalt	-0.00001	+/-0.00050	U	0.00002	0.00050	MS	10/23/2009	21:49	M91023A, ge
	Copper	-0.00026	+/-0.00200	U	0.00033	0.00200	MS	10/23/2009	21:49	M91023A, ge
	Lead	-0.00002	+/-0.00100	U	0.00004	0.00100	MS	10/23/2009	21:49	M91023A, ge
	Nickel	-0.00002	+/-0.00100	U	0.00011	0.00100	MS	10/23/2009	21:49	M91023A, ge
	Selenium	0.00028	+/-0.00500	U	0.00050	0.00500	MS	10/23/2009	21:49	M91023A, ge
	Silver	-0.00001	+/-0.00100	U	0.00004	0.00100	MS	10/23/2009	21:49	M91023A, ge
	Thallium	0.00000	+/-0.00100	U	0.00002	0.00100	MS	10/23/2009	21:49	M91023A, ge
	Vanadium	0.00012	+/-0.00100	J	0.00008	0.00100	MS	10/23/2009	21:49	M91023A, ge
	Zinc	-0.00033	+/-0.00500	U	0.00065	0.00500	MS	10/23/2009	21:49	M91023A, ge
	Molybdenum	0.00047	+/-0.00500	J	0.00021	0.00500	MS	10/23/2009	21:49	M91023A, ge

TestAmerica Pittsburgh

Metals Data Reporting Form

Initial Calibration Blank Results

Instrument: CVAA **Units:** ug/L

Chart Number: G91019A.PRN

Standard Source: _____ **Standard ID:** _____

Element	WL/ Mass	Report Limit	ICB1 10/19/2009 8:04 AM Found	Q	Found	Q	Found	Q	Found	Q	Found	Q
Mercury	253.7	0.2	0.1	U								

U Result is less than the MDL

B Result is between MDL and RL

TestAmerica Pittsburgh

Metals Data Reporting Form

Initial Calibration Blank Results

Instrument: CVAA **Units:** ug/L

Chart Number: G91020A.PRN

Standard Source: _____ **Standard ID:** _____

Element	WL/ Mass	Report Limit	ICB1 10/20/2009 8:15 AM Found	Q	Found	Q	Found	Q	Found	Q	Found	Q
Mercury	253.7	0.2	0.1	U								

5.22.0

U Result is less than the MDL

B Result is between MDL and RL

Form 3 Equivalent

TestAmerica Pittsburgh

Metals Data Reporting Form

Continuing Calibration Blank Result

Instrument: CVAA **Units:** ug/L

Chart Number: G91019A.PRN

Standard Source: _____ **Standard ID:** _____

Element	WL/ Mass	Report Limit	CCB1 10/19/2009 8:09 AM Found	Q	CCB2 10/19/2009 8:29 AM Found	Q	CCB3 10/19/2009 8:49 AM Found	Q	CCB4 10/19/2009 9:10 AM Found	Q	CCB5 10/19/2009 9:31 AM Found	Q
Mercury	253.7	0.2	0.1	U	0.1	U	0.1	U	**-0.1**	**B**	**-0.1**	**B**

U Result is less than the MDL

B Result is between MDL and RL

TestAmerica Pittsburgh

Metals Data Reporting Form

Continuing Calibration Blank Result

Instrument: CVAA **Units:** ug/L

Chart Number: G91019A.PRN

Standard Source: _____ **Standard ID:** _____

Element	WL/ Mass	Report Limit	CCB6 10/19/2009 9:51 AM Found	Q	CCB7 10/19/2009 10:03 AM Found	Q	Found	Q	Found	Q	Found	Q
Mercury	253.7	0.2	0.1	U	0.1	U						

TestAmerica Pittsburgh

Metals Data Reporting Form

Continuing Calibration Blank Result

Instrument: CVAA **Units:** ug/L

Chart Number: G91020A.PRN

Standard Source: _____ **Standard ID:** _____

Element	WL/ Mass	Report Limit	CCB1 10/20/2009 8:20 AM Found	Q	CCB2 10/20/2009 8:40 AM Found	Q	CCB3 10/20/2009 9:00 AM Found	Q	CCB4 10/20/2009 9:21 AM Found	Q	CCB5 10/20/2009 9:41 AM Found	Q
Mercury	253.7	0.2	0.1	U	0.1	U	0.1	U	0.1	U	0.1	U

TestAmerica Pittsburgh

Metals Data Reporting Form

Continuing Calibration Blank Result

Instrument: CVAA **Units:** ug/L

Chart Number: G91020A.PRN

Standard Source: _____ **Standard ID:** _____

Element	WL/ Mass	Report Limit	CCB6 10/20/2009 10:02 AM Found	Q	CCB7 10/20/2009 10:23 AM Found	Q	CCB8 10/20/2009 10:28 AM Found	Q	Found	Q	Found	Q
Mercury	253.7	0.2	0.1	U	0.1	U	0.1	U				

5.22.0

U Result is less than the MDL
B Result is between MDL and RL

Form 3 Equivalent

Test America Pittsburgh

- 4 -

INTERFERENCE CHECK SAMPLE

Client: TETRA TECH **SDG No.:** C9J020291

ICS Source: EPA **Instrument ID:** ICPMS

Sample ID Analyte	WL/Mass	Result mg/L	Qual	True Value mg/L	% Recovery	Acceptance Window	Analysis Date	Analysis Time	Run Number
ICSA MET5122-09									
Antimony	121Sb	0.00033				0.0 - 0.0	10/23/2009	14:32	M91023A, g
Arsenic	75As	0.00009				0.0 - 0.0	10/23/2009	14:32	M91023A, g
Barium	137Ba	0.00003				0.0 - 0.0	10/23/2009	14:32	M91023A, g
Beryllium	9Be	0.00000				0.0 - 0.0	10/23/2009	14:32	M91023A, g
Cadmium	111Cd	0.00059				0.0 - 0.0	10/23/2009	14:32	M91023A, g
Chromium	52Cr	0.00006				0.0 - 0.0	10/23/2009	14:32	M91023A, g
Cobalt	59Co	0.00143				0.0 - 0.0	10/23/2009	14:32	M91023A, g
Copper	65Cu	0.00232				0.0 - 0.0	10/23/2009	14:32	M91023A, g
Lead	208Pb	0.00016				0.0 - 0.0	10/23/2009	14:32	M91023A, g
Nickel	60Ni	0.00059				0.0 - 0.0	10/23/2009	14:32	M91023A, g
Selenium	82Se	0.00025				0.0 - 0.0	10/23/2009	14:32	M91023A, g
Silver	107Ag	0.00016				0.0 - 0.0	10/23/2009	14:32	M91023A, g
Thallium	205Tl	0.00001				0.0 - 0.0	10/23/2009	14:32	M91023A, g
Vanadium	51V	-0.00029				0.0 - 0.0	10/23/2009	14:32	M91023A, g
Zinc	66Zn	0.00277				0.0 - 0.0	10/23/2009	14:32	M91023A, g
Molybdenum	98Mo	2.03400		2.00000	101.7	50 - 150%	10/23/2009	14:32	M91023A, g
ICSAB MET5123-09									
Antimony	121Sb	0.02149		0.02000	107.4	80 - 120%	10/23/2009	14:36	M91023A, g
Arsenic	75As	0.02073		0.02000	103.6	80 - 120%	10/23/2009	14:36	M91023A, g
Barium	137Ba	0.02011		0.02000	100.6	80 - 120%	10/23/2009	14:36	M91023A, g
Beryllium	9Be	0.01940		0.02000	97.0	80 - 120%	10/23/2009	14:36	M91023A, g
Cadmium	111Cd	0.02119		0.02000	106.0	80 - 120%	10/23/2009	14:36	M91023A, g
Chromium	52Cr	0.01965		0.02000	98.2	80 - 120%	10/23/2009	14:36	M91023A, g
Cobalt	59Co	0.02023		0.02000	101.2	80 - 120%	10/23/2009	14:36	M91023A, g
Copper	65Cu	0.02075		0.02000	103.8	80 - 120%	10/23/2009	14:36	M91023A, g
Lead	208Pb	0.02039		0.02000	102.0	80 - 120%	10/23/2009	14:36	M91023A, g
Nickel	60Ni	0.01916		0.02000	95.8	80 - 120%	10/23/2009	14:36	M91023A, g
Selenium	82Se	0.05227		0.05000	104.5	80 - 120%	10/23/2009	14:36	M91023A, g
Silver	107Ag	0.02083		0.02000	104.2	80 - 120%	10/23/2009	14:36	M91023A, g
Thallium	205Tl	0.02008		0.02000	100.4	80 - 120%	10/23/2009	14:36	M91023A, g
Vanadium	51V	0.01911		0.02000	95.6	80 - 120%	10/23/2009	14:36	M91023A, g
Zinc	66Zn	0.02229		0.02500	89.2	80 - 120%	10/23/2009	14:36	M91023A, g
Molybdenum	98Mo	2.07100		2.00000	103.6	80 - 120%	10/23/2009	14:36	M91023A, g

LABORATORY CONTROL SAMPLE EVALUATION REPORT

TOTAL Metals

Client Lot #...: C9J020291 **Matrix.....:** SOLID

PARAMETER	PERCENT RECOVERY	RECOVERY LIMITS	METHOD	PREPARATION-ANALYSIS DATE	WORK ORDER #
LCS Lot-Sample#: C9J140000-191 **Prep Batch #...:** 9287191					
Silver	101	(80 - 120)	SW846 6020	10/14-10/23/09	LMJET1AU
		Dilution Factor: 0.5	Analysis Time..: 15:31	Analyst ID.....: 400149	
		Instrument ID..: ICPMS2			
Arsenic	94	(80 - 120)	SW846 6020	10/14-10/23/09	LMJET1AV
		Dilution Factor: 0.5	Analysis Time..: 15:31	Analyst ID.....: 400149	
		Instrument ID..: ICPMS2			
Barium	86	(80 - 120)	SW846 6020	10/14-10/23/09	LMJET1AW
		Dilution Factor: 0.5	Analysis Time..: 15:31	Analyst ID.....: 400149	
		Instrument ID..: ICPMS2			
Beryllium	84	(80 - 120)	SW846 6020	10/14-10/23/09	LMJET1AX
		Dilution Factor: 0.5	Analysis Time..: 15:31	Analyst ID.....: 400149	
		Instrument ID..: ICPMS2			
Cadmium	99	(80 - 120)	SW846 6020	10/14-10/23/09	LMJET1A0
		Dilution Factor: 0.5	Analysis Time..: 15:31	Analyst ID.....: 400149	
		Instrument ID..: ICPMS2			
Cobalt	89	(80 - 120)	SW846 6020	10/14-10/23/09	LMJET1A1
		Dilution Factor: 0.5	Analysis Time..: 15:31	Analyst ID.....: 400149	
		Instrument ID..: ICPMS2			
Chromium	95	(80 - 120)	SW846 6020	10/14-10/23/09	LMJET1A2
		Dilution Factor: 0.5	Analysis Time..: 15:31	Analyst ID.....: 400149	
		Instrument ID..: ICPMS2			
Copper	93	(80 - 120)	SW846 6020	10/14-10/23/09	LMJET1A3
		Dilution Factor: 0.5	Analysis Time..: 15:31	Analyst ID.....: 400149	
		Instrument ID..: ICPMS2			
Molybdenum	102	(80 - 120)	SW846 6020	10/14-10/23/09	LMJET1A4
		Dilution Factor: 0.5	Analysis Time..: 15:31	Analyst ID.....: 400149	
		Instrument ID..: ICPMS2			
Nickel	86	(80 - 120)	SW846 6020	10/14-10/23/09	LMJET1A5
		Dilution Factor: 0.5	Analysis Time..: 15:31	Analyst ID.....: 400149	
		Instrument ID..: ICPMS2			

(Continued on next page)

LABORATORY CONTROL SAMPLE EVALUATION REPORT

TOTAL Metals

Client Lot #...: C9J020291 **Matrix.....:** SOLID

PARAMETER	PERCENT RECOVERY	RECOVERY LIMITS	METHOD	PREPARATION-ANALYSIS DATE	WORK ORDER #
Lead	106	(80 - 120)	SW846 6020	10/14-10/23/09	LMJET1A6
		Dilution Factor: 0.5	Analysis Time..: 15:31	Analyst ID.....: 400149	
		Instrument ID..: ICPMS2			
Antimony	94	(80 - 120)	SW846 6020	10/14-10/23/09	LMJET1A7
		Dilution Factor: 0.5	Analysis Time..: 15:31	Analyst ID.....: 400149	
		Instrument ID..: ICPMS2			
Selenium	98	(80 - 120)	SW846 6020	10/14-10/23/09	LMJET1A8
		Dilution Factor: 0.5	Analysis Time..: 15:31	Analyst ID.....: 400149	
		Instrument ID..: ICPMS2			
Thallium	98	(80 - 120)	SW846 6020	10/14-10/23/09	LMJET1A9
		Dilution Factor: 0.5	Analysis Time..: 15:31	Analyst ID.....: 400149	
		Instrument ID..: ICPMS2			
Vanadium	95	(80 - 120)	SW846 6020	10/14-10/23/09	LMJET1CA
		Dilution Factor: 0.5	Analysis Time..: 15:31	Analyst ID.....: 400149	
		Instrument ID..: ICPMS2			
Zinc	95	(80 - 120)	SW846 6020	10/14-10/23/09	LMJET1CC
		Dilution Factor: 0.5	Analysis Time..: 15:31	Analyst ID.....: 400149	
		Instrument ID..: ICPMS2			
LCS Lot-Sample#: C9J190000-016 **Prep Batch #...:** 9292016					
Mercury	104	(80 - 120)	SW846 7471A	10/19/09	LMTLP1AC
		Dilution Factor: 0.5	Analysis Time..: 08:12	Analyst ID.....: 031043	
		Instrument ID..: HGHYDRA			
LCS Lot-Sample#: C9J200000-020 **Prep Batch #...:** 9293020					
Mercury	102	(80 - 120)	SW846 7471A	10/20/09	LMVTH1AC
		Dilution Factor: 0.5	Analysis Time..: 08:24	Analyst ID.....: 031043	
		Instrument ID..: HGHYDRA			
LCS Lot-Sample#: C9J200000-021 **Prep Batch #...:** 9293021					
Mercury	99	(80 - 120)	SW846 7471A	10/20/09	LMVTK1AC
		Dilution Factor: 0.5	Analysis Time..: 09:10	Analyst ID.....: 031043	
		Instrument ID..: HGHYDRA			

(Continued on next page)

LABORATORY CONTROL SAMPLE EVALUATION REPORT

TOTAL Metals

Client Lot #...: C9J020291 **Matrix.....:** SOLID

PARAMETER	PERCENT RECOVERY	RECOVERY LIMITS	METHOD	PREPARATION-ANALYSIS DATE	WORK ORDER #
LCS Lot-Sample#: C9J200000-088 **Prep Batch #...:** 9293088					
Silver	104	(80 - 120)	SW846 6020	10/20-10/23/09	LMV3X1AU
		Dilution Factor: 0.5	Analysis Time..: 18:07	Analyst ID.....: 400149	
		Instrument ID..: ICPMS2			
Arsenic	93	(80 - 120)	SW846 6020	10/20-10/23/09	LMV3X1AV
		Dilution Factor: 0.5	Analysis Time..: 18:07	Analyst ID.....: 400149	
		Instrument ID..: ICPMS2			
Barium	91	(80 - 120)	SW846 6020	10/20-10/23/09	LMV3X1AW
		Dilution Factor: 0.5	Analysis Time..: 18:07	Analyst ID.....: 400149	
		Instrument ID..: ICPMS2			
Beryllium	89	(80 - 120)	SW846 6020	10/20-10/23/09	LMV3X1AX
		Dilution Factor: 0.5	Analysis Time..: 18:07	Analyst ID.....: 400149	
		Instrument ID..: ICPMS2			
Cadmium	100	(80 - 120)	SW846 6020	10/20-10/23/09	LMV3X1A0
		Dilution Factor: 0.5	Analysis Time..: 18:07	Analyst ID.....: 400149	
		Instrument ID..: ICPMS2			
Cobalt	90	(80 - 120)	SW846 6020	10/20-10/23/09	LMV3X1A1
		Dilution Factor: 0.5	Analysis Time..: 18:07	Analyst ID.....: 400149	
		Instrument ID..: ICPMS2			
Chromium	99	(80 - 120)	SW846 6020	10/20-10/23/09	LMV3X1A2
		Dilution Factor: 0.5	Analysis Time..: 18:07	Analyst ID.....: 400149	
		Instrument ID..: ICPMS2			
Copper	94	(80 - 120)	SW846 6020	10/20-10/23/09	LMV3X1A3
		Dilution Factor: 0.5	Analysis Time..: 18:07	Analyst ID.....: 400149	
		Instrument ID..: ICPMS2			
Molybdenum	102	(80 - 120)	SW846 6020	10/20-10/23/09	LMV3X1A4
		Dilution Factor: 0.5	Analysis Time..: 18:07	Analyst ID.....: 400149	
		Instrument ID..: ICPMS2			
Nickel	88	(80 - 120)	SW846 6020	10/20-10/23/09	LMV3X1A5
		Dilution Factor: 0.5	Analysis Time..: 18:07	Analyst ID.....: 400149	
		Instrument ID..: ICPMS2			
Lead	101	(80 - 120)	SW846 6020	10/20-10/23/09	LMV3X1A6
		Dilution Factor: 0.5	Analysis Time..: 18:07	Analyst ID.....: 400149	
		Instrument ID..: ICPMS2			

(Continued on next page)

LABORATORY CONTROL SAMPLE EVALUATION REPORT

TOTAL Metals

Client Lot #...: C9J020291 **Matrix.....:** SOLID

PARAMETER	PERCENT RECOVERY	RECOVERY LIMITS	METHOD	PREPARATION-ANALYSIS DATE	WORK ORDER #
Antimony	96	(80 - 120)	SW846 6020	10/20-10/23/09	LMV3X1A7
		Dilution Factor: 0.5	Analysis Time..: 18:07	Analyst ID.....: 400149	
		Instrument ID..: ICPMS2			
Selenium	101	(80 - 120)	SW846 6020	10/20-10/23/09	LMV3X1A8
		Dilution Factor: 0.5	Analysis Time..: 18:07	Analyst ID.....: 400149	
		Instrument ID..: ICPMS2			
Thallium	100	(80 - 120)	SW846 6020	10/20-10/23/09	LMV3X1A9
		Dilution Factor: 0.5	Analysis Time..: 18:07	Analyst ID.....: 400149	
		Instrument ID..: ICPMS2			
Vanadium	95	(80 - 120)	SW846 6020	10/20-10/23/09	LMV3X1CA
		Dilution Factor: 0.5	Analysis Time..: 18:07	Analyst ID.....: 400149	
		Instrument ID..: ICPMS2			
Zinc	92	(80 - 120)	SW846 6020	10/20-10/23/09	LMV3X1CC
		Dilution Factor: 0.5	Analysis Time..: 18:07	Analyst ID.....: 400149	
		Instrument ID..: ICPMS2			
LCS Lot-Sample#: C9J210000-271 **Prep Batch #...:** 9294271					
Silver	92	(80 - 120)	SW846 6020	10/21-10/23/09	LM0RQ1AU
		Dilution Factor: 0.5	Analysis Time..: 20:28	Analyst ID.....: 400149	
		Instrument ID..: ICPMS2			
Arsenic	91	(80 - 120)	SW846 6020	10/21-10/23/09	LM0RQ1AV
		Dilution Factor: 0.5	Analysis Time..: 20:28	Analyst ID.....: 400149	
		Instrument ID..: ICPMS2			
Barium	85	(80 - 120)	SW846 6020	10/21-10/23/09	LM0RQ1AW
		Dilution Factor: 0.5	Analysis Time..: 20:28	Analyst ID.....: 400149	
		Instrument ID..: ICPMS2			
Beryllium	87	(80 - 120)	SW846 6020	10/21-10/23/09	LM0RQ1AX
		Dilution Factor: 0.5	Analysis Time..: 20:28	Analyst ID.....: 400149	
		Instrument ID..: ICPMS2			
Cadmium	92	(80 - 120)	SW846 6020	10/21-10/23/09	LM0RQ1A0
		Dilution Factor: 0.5	Analysis Time..: 20:28	Analyst ID.....: 400149	
		Instrument ID..: ICPMS2			
Cobalt	87	(80 - 120)	SW846 6020	10/21-10/23/09	LM0RQ1A1
		Dilution Factor: 0.5	Analysis Time..: 20:28	Analyst ID.....: 400149	
		Instrument ID..: ICPMS2			

(Continued on next page)

LABORATORY CONTROL SAMPLE EVALUATION REPORT

TOTAL Metals

Client Lot #...: C9J020291 **Matrix.....:** SOLID

PARAMETER	PERCENT RECOVERY	RECOVERY LIMITS	METHOD	PREPARATION-ANALYSIS DATE	WORK ORDER #
Chromium	94	(80 - 120)	SW846 6020	10/21-10/23/09	LM0RQ1A2
		Dilution Factor: 0.5	Analysis Time..: 20:28	Analyst ID.....: 400149	
		Instrument ID..: ICPMS2			
Copper	90	(80 - 120)	SW846 6020	10/21-10/23/09	LM0RQ1A3
		Dilution Factor: 0.5	Analysis Time..: 20:28	Analyst ID.....: 400149	
		Instrument ID..: ICPMS2			
Molybdenum	91	(80 - 120)	SW846 6020	10/21-10/23/09	LM0RQ1A4
		Dilution Factor: 0.5	Analysis Time..: 20:28	Analyst ID.....: 400149	
		Instrument ID..: ICPMS2			
Nickel	86	(80 - 120)	SW846 6020	10/21-10/23/09	LM0RQ1A5
		Dilution Factor: 0.5	Analysis Time..: 20:28	Analyst ID.....: 400149	
		Instrument ID..: ICPMS2			
Lead	95	(80 - 120)	SW846 6020	10/21-10/23/09	LM0RQ1A6
		Dilution Factor: 0.5	Analysis Time..: 20:28	Analyst ID.....: 400149	
		Instrument ID..: ICPMS2			
Antimony	93	(80 - 120)	SW846 6020	10/21-10/23/09	LM0RQ1A7
		Dilution Factor: 0.5	Analysis Time..: 20:28	Analyst ID.....: 400149	
		Instrument ID..: ICPMS2			
Selenium	95	(80 - 120)	SW846 6020	10/21-10/23/09	LM0RQ1A8
		Dilution Factor: 0.5	Analysis Time..: 20:28	Analyst ID.....: 400149	
		Instrument ID..: ICPMS2			
Thallium	92	(80 - 120)	SW846 6020	10/21-10/23/09	LM0RQ1A9
		Dilution Factor: 0.5	Analysis Time..: 20:28	Analyst ID.....: 400149	
		Instrument ID..: ICPMS2			
Vanadium	92	(80 - 120)	SW846 6020	10/21-10/23/09	LM0RQ1CA
		Dilution Factor: 0.5	Analysis Time..: 20:28	Analyst ID.....: 400149	
		Instrument ID..: ICPMS2			
Zinc	89	(80 - 120)	SW846 6020	10/21-10/23/09	LM0RQ1CC
		Dilution Factor: 0.5	Analysis Time..: 20:28	Analyst ID.....: 400149	
		Instrument ID..: ICPMS2			

NOTE(S):

Calculations are performed before rounding to avoid round-off errors in calculated results.

LABORATORY CONTROL SAMPLE DATA REPORT

TOTAL Metals

Client Lot #...: C9J020291 **Matrix.....:** SOLID

PARAMETER	SPIKE AMOUNT	MEASURED AMOUNT	UNITS	PERCNT RECVRY	METHOD	PREPARATION-ANALYSIS DATE	WORK ORDER #
LCS Lot-Sample#: C9J140000-191 **Prep Batch #...:** 9287191							
Silver	2.50	2.52	mg/kg	101	SW846 6020	10/14-10/23/09	LMJET1AU
			Dilution Factor: 0.5		Analysis Time..: 15:31	Analyst ID.....: 400149	
			Instrument ID..: ICPMS2				
Arsenic	2.00	1.88	mg/kg	94	SW846 6020	10/14-10/23/09	LMJET1AV
			Dilution Factor: 0.5		Analysis Time..: 15:31	Analyst ID.....: 400149	
			Instrument ID..: ICPMS2				
Barium	100	86.2	mg/kg	86	SW846 6020	10/14-10/23/09	LMJET1AW
			Dilution Factor: 0.5		Analysis Time..: 15:31	Analyst ID.....: 400149	
			Instrument ID..: ICPMS2				
Beryllium	2.50	2.09	mg/kg	84	SW846 6020	10/14-10/23/09	LMJET1AX
			Dilution Factor: 0.5		Analysis Time..: 15:31	Analyst ID.....: 400149	
			Instrument ID..: ICPMS2				
Cadmium	2.50	2.46	mg/kg	99	SW846 6020	10/14-10/23/09	LMJET1A0
			Dilution Factor: 0.5		Analysis Time..: 15:31	Analyst ID.....: 400149	
			Instrument ID..: ICPMS2				
Cobalt	25.0	22.2	mg/kg	89	SW846 6020	10/14-10/23/09	LMJET1A1
			Dilution Factor: 0.5		Analysis Time..: 15:31	Analyst ID.....: 400149	
			Instrument ID..: ICPMS2				
Chromium	10.0	9.50	mg/kg	95	SW846 6020	10/14-10/23/09	LMJET1A2
			Dilution Factor: 0.5		Analysis Time..: 15:31	Analyst ID.....: 400149	
			Instrument ID..: ICPMS2				
Copper	12.5	11.6	mg/kg	93	SW846 6020	10/14-10/23/09	LMJET1A3
			Dilution Factor: 0.5		Analysis Time..: 15:31	Analyst ID.....: 400149	
			Instrument ID..: ICPMS2				
Molybdenum	50.0	50.8	mg/kg	102	SW846 6020	10/14-10/23/09	LMJET1A4
			Dilution Factor: 0.5		Analysis Time..: 15:31	Analyst ID.....: 400149	
			Instrument ID..: ICPMS2				
Nickel	25.0	21.6	mg/kg	86	SW846 6020	10/14-10/23/09	LMJET1A5
			Dilution Factor: 0.5		Analysis Time..: 15:31	Analyst ID.....: 400149	
			Instrument ID..: ICPMS2				

(Continued on next page)

LABORATORY CONTROL SAMPLE DATA REPORT

TOTAL Metals

Client Lot #...: C9J020291 **Matrix.....:** SOLID

PARAMETER	SPIKE AMOUNT	MEASURED AMOUNT	UNITS	PERCNT RECVRY	METHOD	PREPARATION-ANALYSIS DATE	WORK ORDER #
Lead	1.00	1.06	mg/kg	106	SW846 6020	10/14-10/23/09	LMJET1A6
			Dilution Factor: 0.5		Analysis Time..: 15:31	Analyst ID.....: 400149	
			Instrument ID..: ICPMS2				
Antimony	25.0	23.4	mg/kg	94	SW846 6020	10/14-10/23/09	LMJET1A7
			Dilution Factor: 0.5		Analysis Time..: 15:31	Analyst ID.....: 400149	
			Instrument ID..: ICPMS2				
Selenium	0.500	0.488	mg/kg	98	SW846 6020	10/14-10/23/09	LMJET1A8
			Dilution Factor: 0.5		Analysis Time..: 15:31	Analyst ID.....: 400149	
			Instrument ID..: ICPMS2				
Thallium	2.50	2.44	mg/kg	98	SW846 6020	10/14-10/23/09	LMJET1A9
			Dilution Factor: 0.5		Analysis Time..: 15:31	Analyst ID.....: 400149	
			Instrument ID..: ICPMS2				
Vanadium	25.0	23.7	mg/kg	95	SW846 6020	10/14-10/23/09	LMJET1CA
			Dilution Factor: 0.5		Analysis Time..: 15:31	Analyst ID.....: 400149	
			Instrument ID..: ICPMS2				
Zinc	25.0	23.7	mg/kg	95	SW846 6020	10/14-10/23/09	LMJET1CC
			Dilution Factor: 0.5		Analysis Time..: 15:31	Analyst ID.....: 400149	
			Instrument ID..: ICPMS2				
LCS Lot-Sample#: C9J190000-016 **Prep Batch #...:** 9292016							
Mercury	0.208	0.216	mg/kg	104	SW846 7471A	10/19/09	LMTLP1AC
			Dilution Factor: 0.5		Analysis Time..: 08:12	Analyst ID.....: 031043	
			Instrument ID..: HGHYDRA				
LCS Lot-Sample#: C9J200000-020 **Prep Batch #...:** 9293020							
Mercury	0.208	0.213	mg/kg	102	SW846 7471A	10/20/09	LMVTH1AC
			Dilution Factor: 0.5		Analysis Time..: 08:24	Analyst ID.....: 031043	
			Instrument ID..: HGHYDRA				
LCS Lot-Sample#: C9J200000-021 **Prep Batch #...:** 9293021							
Mercury	0.208	0.207	mg/kg	99	SW846 7471A	10/20/09	LMVTK1AC
			Dilution Factor: 0.5		Analysis Time..: 09:10	Analyst ID.....: 031043	
			Instrument ID..: HGHYDRA				

(Continued on next page)

LABORATORY CONTROL SAMPLE DATA REPORT

TOTAL Metals

Client Lot #...: C9J020291 **Matrix.....:** SOLID

PARAMETER	SPIKE AMOUNT	MEASURED AMOUNT	UNITS	PERCNT RECVRY	METHOD	PREPARATION-ANALYSIS DATE	WORK ORDER #
LCS Lot-Sample#: C9J200000-088 **Prep Batch #...:** 9293088							
Silver	2.50	2.60	mg/kg	104	SW846 6020	10/20-10/23/09	LMV3X1AU
			Dilution Factor: 0.5		Analysis Time..: 18:07	Analyst ID.....: 400149	
			Instrument ID..: ICPMS2				
Arsenic	2.00	1.86	mg/kg	93	SW846 6020	10/20-10/23/09	LMV3X1AV
			Dilution Factor: 0.5		Analysis Time..: 18:07	Analyst ID.....: 400149	
			Instrument ID..: ICPMS2				
Barium	100	90.8	mg/kg	91	SW846 6020	10/20-10/23/09	LMV3X1AW
			Dilution Factor: 0.5		Analysis Time..: 18:07	Analyst ID.....: 400149	
			Instrument ID..: ICPMS2				
Beryllium	2.50	2.22	mg/kg	89	SW846 6020	10/20-10/23/09	LMV3X1AX
			Dilution Factor: 0.5		Analysis Time..: 18:07	Analyst ID.....: 400149	
			Instrument ID..: ICPMS2				
Cadmium	2.50	2.50	mg/kg	100	SW846 6020	10/20-10/23/09	LMV3X1A0
			Dilution Factor: 0.5		Analysis Time..: 18:07	Analyst ID.....: 400149	
			Instrument ID..: ICPMS2				
Cobalt	25.0	22.5	mg/kg	90	SW846 6020	10/20-10/23/09	LMV3X1A1
			Dilution Factor: 0.5		Analysis Time..: 18:07	Analyst ID.....: 400149	
			Instrument ID..: ICPMS2				
Chromium	10.0	9.90	mg/kg	99	SW846 6020	10/20-10/23/09	LMV3X1A2
			Dilution Factor: 0.5		Analysis Time..: 18:07	Analyst ID.....: 400149	
			Instrument ID..: ICPMS2				
Copper	12.5	11.8	mg/kg	94	SW846 6020	10/20-10/23/09	LMV3X1A3
			Dilution Factor: 0.5		Analysis Time..: 18:07	Analyst ID.....: 400149	
			Instrument ID..: ICPMS2				
Molybdenum	50.0	51.1	mg/kg	102	SW846 6020	10/20-10/23/09	LMV3X1A4
			Dilution Factor: 0.5		Analysis Time..: 18:07	Analyst ID.....: 400149	
			Instrument ID..: ICPMS2				
Nickel	25.0	22.1	mg/kg	88	SW846 6020	10/20-10/23/09	LMV3X1A5
			Dilution Factor: 0.5		Analysis Time..: 18:07	Analyst ID.....: 400149	
			Instrument ID..: ICPMS2				
Lead	1.00	1.01	mg/kg	101	SW846 6020	10/20-10/23/09	LMV3X1A6
			Dilution Factor: 0.5		Analysis Time..: 18:07	Analyst ID.....: 400149	
			Instrument ID..: ICPMS2				

(Continued on next page)

LABORATORY CONTROL SAMPLE DATA REPORT

TOTAL Metals

Client Lot #...: C9J020291 **Matrix.....:** SOLID

PARAMETER	SPIKE AMOUNT	MEASURED AMOUNT	UNITS	PERCNT RECVRY	METHOD	PREPARATION-ANALYSIS DATE	WORK ORDER #
Antimony	25.0	23.9	mg/kg	96	SW846 6020	10/20-10/23/09	LMV3X1A7
			Dilution Factor: 0.5		Analysis Time..: 18:07	Analyst ID.....: 400149	
			Instrument ID..: ICPMS2				
Selenium	0.500	0.506	mg/kg	101	SW846 6020	10/20-10/23/09	LMV3X1A8
			Dilution Factor: 0.5		Analysis Time..: 18:07	Analyst ID.....: 400149	
			Instrument ID..: ICPMS2				
Thallium	2.50	2.51	mg/kg	100	SW846 6020	10/20-10/23/09	LMV3X1A9
			Dilution Factor: 0.5		Analysis Time..: 18:07	Analyst ID.....: 400149	
			Instrument ID..: ICPMS2				
Vanadium	25.0	23.8	mg/kg	95	SW846 6020	10/20-10/23/09	LMV3X1CA
			Dilution Factor: 0.5		Analysis Time..: 18:07	Analyst ID.....: 400149	
			Instrument ID..: ICPMS2				
Zinc	25.0	22.9	mg/kg	92	SW846 6020	10/20-10/23/09	LMV3X1CC
			Dilution Factor: 0.5		Analysis Time..: 18:07	Analyst ID.....: 400149	
			Instrument ID..: ICPMS2				

LCS Lot-Sample#: C9J210000-271 **Prep Batch #...:** 9294271

Silver	2.50	2.29	mg/kg	92	SW846 6020	10/21-10/23/09	LM0RQ1AU
			Dilution Factor: 0.5		Analysis Time..: 20:28	Analyst ID.....: 400149	
			Instrument ID..: ICPMS2				
Arsenic	2.00	1.82	mg/kg	91	SW846 6020	10/21-10/23/09	LM0RQ1AV
			Dilution Factor: 0.5		Analysis Time..: 20:28	Analyst ID.....: 400149	
			Instrument ID..: ICPMS2				
Barium	100	85.4	mg/kg	85	SW846 6020	10/21-10/23/09	LM0RQ1AW
			Dilution Factor: 0.5		Analysis Time..: 20:28	Analyst ID.....: 400149	
			Instrument ID..: ICPMS2				
Beryllium	2.50	2.17	mg/kg	87	SW846 6020	10/21-10/23/09	LM0RQ1AX
			Dilution Factor: 0.5		Analysis Time..: 20:28	Analyst ID.....: 400149	
			Instrument ID..: ICPMS2				
Cadmium	2.50	2.30	mg/kg	92	SW846 6020	10/21-10/23/09	LM0RQ1A0
			Dilution Factor: 0.5		Analysis Time..: 20:28	Analyst ID.....: 400149	
			Instrument ID..: ICPMS2				
Cobalt	25.0	21.7	mg/kg	87	SW846 6020	10/21-10/23/09	LM0RQ1A1
			Dilution Factor: 0.5		Analysis Time..: 20:28	Analyst ID.....: 400149	
			Instrument ID..: ICPMS2				

(Continued on next page)

LABORATORY CONTROL SAMPLE DATA REPORT

TOTAL Metals

Client Lot #...: C9J020291 **Matrix.....:** SOLID

PARAMETER	SPIKE AMOUNT	MEASURED AMOUNT	UNITS	PERCNT RECVRY	METHOD	PREPARATION-ANALYSIS DATE	WORK ORDER #
Chromium	10.0	9.42	mg/kg	94	SW846 6020	10/21-10/23/09	LM0RQ1A2
			Dilution Factor: 0.5		Analysis Time..: 20:28	Analyst ID.....: 400149	
			Instrument ID..: ICPMS2				
Copper	12.5	11.2	mg/kg	90	SW846 6020	10/21-10/23/09	LM0RQ1A3
			Dilution Factor: 0.5		Analysis Time..: 20:28	Analyst ID.....: 400149	
			Instrument ID..: ICPMS2				
Molybdenum	50.0	45.3	mg/kg	91	SW846 6020	10/21-10/23/09	LM0RQ1A4
			Dilution Factor: 0.5		Analysis Time..: 20:28	Analyst ID.....: 400149	
			Instrument ID..: ICPMS2				
Nickel	25.0	21.4	mg/kg	86	SW846 6020	10/21-10/23/09	LM0RQ1A5
			Dilution Factor: 0.5		Analysis Time..: 20:28	Analyst ID.....: 400149	
			Instrument ID..: ICPMS2				
Lead	1.00	0.948	mg/kg	95	SW846 6020	10/21-10/23/09	LM0RQ1A6
			Dilution Factor: 0.5		Analysis Time..: 20:28	Analyst ID.....: 400149	
			Instrument ID..: ICPMS2				
Antimony	25.0	23.2	mg/kg	93	SW846 6020	10/21-10/23/09	LM0RQ1A7
			Dilution Factor: 0.5		Analysis Time..: 20:28	Analyst ID.....: 400149	
			Instrument ID..: ICPMS2				
Selenium	0.500	0.477	mg/kg	95	SW846 6020	10/21-10/23/09	LM0RQ1A8
			Dilution Factor: 0.5		Analysis Time..: 20:28	Analyst ID.....: 400149	
			Instrument ID..: ICPMS2				
Thallium	2.50	2.31	mg/kg	92	SW846 6020	10/21-10/23/09	LM0RQ1A9
			Dilution Factor: 0.5		Analysis Time..: 20:28	Analyst ID.....: 400149	
			Instrument ID..: ICPMS2				
Vanadium	25.0	23.0	mg/kg	92	SW846 6020	10/21-10/23/09	LM0RQ1CA
			Dilution Factor: 0.5		Analysis Time..: 20:28	Analyst ID.....: 400149	
			Instrument ID..: ICPMS2				
Zinc	25.0	22.1	mg/kg	89	SW846 6020	10/21-10/23/09	LM0RQ1CC
			Dilution Factor: 0.5		Analysis Time..: 20:28	Analyst ID.....: 400149	
			Instrument ID..: ICPMS2				

NOTE(S):

Calculations are performed before rounding to avoid round-off errors in calculated results.

MATRIX SPIKE SAMPLE EVALUATION REPORT

TOTAL Metals

Client Lot #...: C9J020291 **Matrix.....:** SOLID
Date Sampled...: 09/29/09 **Date Received..:** 10/02/09

PARAMETER	PERCENT RECOVERY	RECOVERY LIMITS	RPD	RPD LIMITS	METHOD	PREPARATION-ANALYSIS DATE	WORK ORDER #
MS Lot-Sample #: C9J020291-001 **Prep Batch #...:** 9287191							
						% Moisture.....: 52	
Antimony	68 N	(75 - 125)			SW846 6020	10/14-10/23/09	LLXLA1CV
	68 N	(75 - 125)	0.88	(0-20)	SW846 6020	10/14-10/23/09	LLXLA1CW
		Dilution Factor: 0.5					
		Analysis Time..: 16:03			Instrument ID..: ICPMS2	Analyst ID.....: 400149	
		MS Run #.....: 9287102					
Arsenic	80	(75 - 125)			SW846 6020	10/14-10/23/09	LLXLA1A7
	84	(75 - 125)	2.6	(0-20)	SW846 6020	10/14-10/23/09	LLXLA1A8
		Dilution Factor: 0.5					
		Analysis Time..: 16:03			Instrument ID..: ICPMS2	Analyst ID.....: 400149	
		MS Run #.....: 9287102					
Barium	88	(75 - 125)			SW846 6020	10/14-10/23/09	LLXLA1A9
	88	(75 - 125)	0.73	(0-20)	SW846 6020	10/14-10/23/09	LLXLA1CA
		Dilution Factor: 0.5					
		Analysis Time..: 16:03			Instrument ID..: ICPMS2	Analyst ID.....: 400149	
		MS Run #.....: 9287102					
Beryllium	89	(75 - 125)			SW846 6020	10/14-10/23/09	LLXLA1CC
	88	(75 - 125)	0.95	(0-20)	SW846 6020	10/14-10/23/09	LLXLA1CD
		Dilution Factor: 0.5					
		Analysis Time..: 16:03			Instrument ID..: ICPMS2	Analyst ID.....: 400149	
		MS Run #.....: 9287102					
Cadmium	97	(75 - 125)			SW846 6020	10/14-10/23/09	LLXLA1CE
	96	(75 - 125)	0.66	(0-20)	SW846 6020	10/14-10/23/09	LLXLA1CF
		Dilution Factor: 0.5					
		Analysis Time..: 16:03			Instrument ID..: ICPMS2	Analyst ID.....: 400149	
		MS Run #.....: 9287102					
Chromium	99	(75 - 125)			SW846 6020	10/14-10/23/09	LLXLA1CJ
	97	(75 - 125)	1.6	(0-20)	SW846 6020	10/14-10/23/09	LLXLA1CK
		Dilution Factor: 0.5					
		Analysis Time..: 16:03			Instrument ID..: ICPMS2	Analyst ID.....: 400149	
		MS Run #.....: 9287102					
Cobalt	78	(75 - 125)			SW846 6020	10/14-10/23/09	LLXLA1CG
	77	(75 - 125)	1.6	(0-20)	SW846 6020	10/14-10/23/09	LLXLA1CH
		Dilution Factor: 0.5					
		Analysis Time..: 16:03			Instrument ID..: ICPMS2	Analyst ID.....: 400149	
		MS Run #.....: 9287102					

(Continued on next page)

MATRIX SPIKE SAMPLE EVALUATION REPORT

TOTAL Metals

Client Lot #...: C9J020291 **Matrix.....:** SOLID
Date Sampled...: 09/29/09 **Date Received..:** 10/02/09

PARAMETER	PERCENT RECOVERY	RECOVERY LIMITS	RPD	RPD LIMITS	METHOD	PREPARATION-ANALYSIS DATE	WORK ORDER #
Copper	73 N	(75 - 125)			SW846 6020	10/14-10/23/09	LLXLA1CL
	73 N	(75 - 125)	0.46	(0-20)	SW846 6020	10/14-10/23/09	LLXLA1CM
		Dilution Factor: 0.5					
		Analysis Time..: 16:03			Instrument ID..: ICPMS2	Analyst ID.....: 400149	
		MS Run #.....: 9287102					
Lead	NC	(75 - 125)			SW846 6020	10/14-10/23/09	LLXLA1CT
	NC	(75 - 125)		(0-20)	SW846 6020	10/14-10/23/09	LLXLA1CU
		Dilution Factor: 0.5					
		Analysis Time..: 16:03			Instrument ID..: ICPMS2	Analyst ID.....: 400149	
		MS Run #.....: 9287102					
Molybdenum	99	(75 - 125)			SW846 6020	10/14-10/23/09	LLXLA1CN
	99	(75 - 125)	0.49	(0-20)	SW846 6020	10/14-10/23/09	LLXLA1CP
		Dilution Factor: 0.5					
		Analysis Time..: 16:03			Instrument ID..: ICPMS2	Analyst ID.....: 400149	
		MS Run #.....: 9287102					
Nickel	79	(75 - 125)			SW846 6020	10/14-10/23/09	LLXLA1CQ
	77	(75 - 125)	1.5	(0-20)	SW846 6020	10/14-10/23/09	LLXLA1CR
		Dilution Factor: 0.5					
		Analysis Time..: 16:03			Instrument ID..: ICPMS2	Analyst ID.....: 400149	
		MS Run #.....: 9287102					
Selenium	78	(75 - 125)			SW846 6020	10/14-10/23/09	LLXLA1CX
	79	(75 - 125)	0.31	(0-20)	SW846 6020	10/14-10/23/09	LLXLA1C0
		Dilution Factor: 0.5					
		Analysis Time..: 16:03			Instrument ID..: ICPMS2	Analyst ID.....: 400149	
		MS Run #.....: 9287102					
Silver	96	(75 - 125)			SW846 6020	10/14-10/23/09	LLXLA1A5
	96	(75 - 125)	0.45	(0-20)	SW846 6020	10/14-10/23/09	LLXLA1A6
		Dilution Factor: 0.5					
		Analysis Time..: 16:03			Instrument ID..: ICPMS2	Analyst ID.....: 400149	
		MS Run #.....: 9287102					
Thallium	97	(75 - 125)			SW846 6020	10/14-10/23/09	LLXLA1C1
	97	(75 - 125)	0.02	(0-20)	SW846 6020	10/14-10/23/09	LLXLA1C2
		Dilution Factor: 0.5					
		Analysis Time..: 16:03			Instrument ID..: ICPMS2	Analyst ID.....: 400149	
		MS Run #.....: 9287102					

(Continued on next page)

MATRIX SPIKE SAMPLE EVALUATION REPORT

TOTAL Metals

Client Lot #...: C9J020291 **Matrix.....:** SOLID
Date Sampled...: 09/29/09 **Date Received..:** 10/02/09

PARAMETER	PERCENT RECOVERY	RECOVERY LIMITS	RPD	RPD LIMITS	METHOD	PREPARATION-ANALYSIS DATE	WORK ORDER #
Vanadium	92	(75 - 125)			SW846 6020	10/14-10/23/09	LLXLA1C3
	89	(75 - 125)	2.0	(0-20)	SW846 6020	10/14-10/23/09	LLXLA1C4
		Dilution Factor: 0.5					
		Analysis Time..: 16:03			Instrument ID..: ICPMS2	Analyst ID.....: 400149	
		MS Run #.....: 9287102					
Zinc	93	(75 - 125)			SW846 6020	10/14-10/23/09	LLXLA1C5
	91	(75 - 125)	1.2	(0-20)	SW846 6020	10/14-10/23/09	LLXLA1C6
		Dilution Factor: 0.5					
		Analysis Time..: 16:03			Instrument ID..: ICPMS2	Analyst ID.....: 400149	
		MS Run #.....: 9287102					

NOTE(S):

Calculations are performed before rounding to avoid round-off errors in calculated results.

Results and reporting limits have been adjusted for dry weight.

N Spiked analyte recovery is outside stated control limits.

NC The recovery and/or RPD were not calculated.

MATRIX SPIKE SAMPLE DATA REPORT

TOTAL Metals

Client Lot #...: C9J020291 **Matrix.....:** SOLID
Date Sampled...: 09/29/09 **Date Received..:** 10/02/09

PARAMETER	SAMPLE AMOUNT	SPIKE AMT	MEASRD AMOUNT	UNITS	PERCNT RECVRY	RPD	METHOD	PREPARATION-ANALYSIS DATE	WORK ORDER #
MS Lot-Sample #: C9J020291-001 **Prep Batch #...:** 9287191									
								% Moisture.....: 52	
Antimony									
	0.10	52.4	35.9 N	mg/kg	68		SW846 6020	10/14-10/23/09	LLXLA1CV
	0.10	52.4	35.6 N	mg/kg	68	0.88	SW846 6020	10/14-10/23/09	LLXLA1CW
			Dilution Factor: 0.5						
			Analysis Time..: 16:03		Instrument ID..: ICPMS2			Analyst ID.....: 400149	
			MS Run #.....: 9287102						
Arsenic									
	2.7	4.19	6.06	mg/kg	80		SW846 6020	10/14-10/23/09	LLXLA1A7
	2.7	4.19	6.22	mg/kg	84	2.6	SW846 6020	10/14-10/23/09	LLXLA1A8
			Dilution Factor: 0.5						
			Analysis Time..: 16:03		Instrument ID..: ICPMS2			Analyst ID.....: 400149	
			MS Run #.....: 9287102						
Barium									
	15.7	210	201	mg/kg	88		SW846 6020	10/14-10/23/09	LLXLA1A9
	15.7	210	199	mg/kg	88	0.73	SW846 6020	10/14-10/23/09	LLXLA1CA
			Dilution Factor: 0.5						
			Analysis Time..: 16:03		Instrument ID..: ICPMS2			Analyst ID.....: 400149	
			MS Run #.....: 9287102						
Beryllium									
	0.50	5.24	5.17	mg/kg	89		SW846 6020	10/14-10/23/09	LLXLA1CC
	0.50	5.24	5.13	mg/kg	88	0.95	SW846 6020	10/14-10/23/09	LLXLA1CD
			Dilution Factor: 0.5						
			Analysis Time..: 16:03		Instrument ID..: ICPMS2			Analyst ID.....: 400149	
			MS Run #.....: 9287102						
Cadmium									
	0.16	5.24	5.23	mg/kg	97		SW846 6020	10/14-10/23/09	LLXLA1CE
	0.16	5.24	5.20	mg/kg	96	0.66	SW846 6020	10/14-10/23/09	LLXLA1CF
			Dilution Factor: 0.5						
			Analysis Time..: 16:03		Instrument ID..: ICPMS2			Analyst ID.....: 400149	
			MS Run #.....: 9287102						
Chromium									
	13.1	21.0	33.9	mg/kg	99		SW846 6020	10/14-10/23/09	LLXLA1CJ
	13.1	21.0	33.4	mg/kg	97	1.6	SW846 6020	10/14-10/23/09	LLXLA1CK
			Dilution Factor: 0.5						
			Analysis Time..: 16:03		Instrument ID..: ICPMS2			Analyst ID.....: 400149	
			MS Run #.....: 9287102						

(Continued on next page)

MATRIX SPIKE SAMPLE DATA REPORT

TOTAL Metals

Client Lot #...: C9J020291 **Matrix.....:** SOLID
Date Sampled...: 09/29/09 **Date Received..:** 10/02/09

PARAMETER	SAMPLE AMOUNT	SPIKE AMT	MEASRD AMOUNT	UNITS	PERCNT RECVRY	RPD	METHOD	PREPARATION-ANALYSIS DATE	WORK ORDER #
Cobalt									
	5.4	52.4	46.2	mg/kg	78		SW846 6020	10/14-10/23/09	LLXLA1CG
	5.4	52.4	45.5	mg/kg	77	1.6	SW846 6020	10/14-10/23/09	LLXLA1CH
			Dilution Factor: 0.5						
			Analysis Time..: 16:03		Instrument ID..: ICPMS2		Analyst ID.....: 400149		
			MS Run #.....: 9287102						
Copper									
	12.5	26.2	31.7 N	mg/kg	73		SW846 6020	10/14-10/23/09	LLXLA1CL
	12.5	26.2	31.6 N	mg/kg	73	0.46	SW846 6020	10/14-10/23/09	LLXLA1CM
			Dilution Factor: 0.5						
			Analysis Time..: 16:03		Instrument ID..: ICPMS2		Analyst ID.....: 400149		
			MS Run #.....: 9287102						
Lead									
	10.8	2.10	14.0 NC	mg/kg			SW846 6020	10/14-10/23/09	LLXLA1CT
	10.8	2.10	14.7 NC	mg/kg			SW846 6020	10/14-10/23/09	LLXLA1CU
			Dilution Factor: 0.5						
			Analysis Time..: 16:03		Instrument ID..: ICPMS2		Analyst ID.....: 400149		
			MS Run #.....: 9287102						
Molybdenum									
	2.0	105	106	mg/kg	99		SW846 6020	10/14-10/23/09	LLXLA1CN
	2.0	105	105	mg/kg	99	0.49	SW846 6020	10/14-10/23/09	LLXLA1CP
			Dilution Factor: 0.5						
			Analysis Time..: 16:03		Instrument ID..: ICPMS2		Analyst ID.....: 400149		
			MS Run #.....: 9287102						
Nickel									
	8.0	52.4	49.1	mg/kg	79		SW846 6020	10/14-10/23/09	LLXLA1CQ
	8.0	52.4	48.4	mg/kg	77	1.5	SW846 6020	10/14-10/23/09	LLXLA1CR
			Dilution Factor: 0.5						
			Analysis Time..: 16:03		Instrument ID..: ICPMS2		Analyst ID.....: 400149		
			MS Run #.....: 9287102						
Selenium									
	0.50	1.05	1.32	mg/kg	78		SW846 6020	10/14-10/23/09	LLXLA1CX
	0.50	1.05	1.33	mg/kg	79	0.31	SW846 6020	10/14-10/23/09	LLXLA1C0
			Dilution Factor: 0.5						
			Analysis Time..: 16:03		Instrument ID..: ICPMS2		Analyst ID.....: 400149		
			MS Run #.....: 9287102						

(Continued on next page)

MATRIX SPIKE SAMPLE DATA REPORT

TOTAL Metals

Client Lot #...: C9J020291 **Matrix.....:** SOLID
Date Sampled...: 09/29/09 **Date Received..:** 10/02/09

PARAMETER	SAMPLE AMOUNT	SPIKE AMT	MEASRD AMOUNT	UNITS	PERCNT RECVRY	RPD	METHOD	PREPARATION-ANALYSIS DATE	WORK ORDER #
Silver									
	0.042	5.24	5.08	mg/kg	96		SW846 6020	10/14-10/23/09	LLXLA1A5
	0.042	5.24	5.06	mg/kg	96	0.45	SW846 6020	10/14-10/23/09	LLXLA1A6
			Dilution Factor: 0.5						
			Analysis Time..: 16:03		Instrument ID..: ICPMS2		Analyst ID.....: 400149		
			MS Run #.....: 9287102						
Thallium									
	0.12	5.24	5.20	mg/kg	97		SW846 6020	10/14-10/23/09	LLXLA1C1
	0.12	5.24	5.20	mg/kg	97	0.02	SW846 6020	10/14-10/23/09	LLXLA1C2
			Dilution Factor: 0.5						
			Analysis Time..: 16:03		Instrument ID..: ICPMS2		Analyst ID.....: 400149		
			MS Run #.....: 9287102						
Vanadium									
	16.3	52.4	64.5	mg/kg	92		SW846 6020	10/14-10/23/09	LLXLA1C3
	16.3	52.4	63.2	mg/kg	89	2.0	SW846 6020	10/14-10/23/09	LLXLA1C4
			Dilution Factor: 0.5						
			Analysis Time..: 16:03		Instrument ID..: ICPMS2		Analyst ID.....: 400149		
			MS Run #.....: 9287102						
Zinc									
	26.0	52.4	74.8	mg/kg	93		SW846 6020	10/14-10/23/09	LLXLA1C5
	26.0	52.4	73.9	mg/kg	91	1.2	SW846 6020	10/14-10/23/09	LLXLA1C6
			Dilution Factor: 0.5						
			Analysis Time..: 16:03		Instrument ID..: ICPMS2		Analyst ID.....: 400149		
			MS Run #.....: 9287102						

NOTE(S):

Calculations are performed before rounding to avoid round-off errors in calculated results.

Results and reporting limits have been adjusted for dry weight.

N Spiked analyte recovery is outside stated control limits.

NC The recovery and/or RPD were not calculated.

MATRIX SPIKE SAMPLE EVALUATION REPORT

TOTAL Metals

Client Lot #...: C9J020291 **Matrix.....:** SOLID
Date Sampled...: 09/29/09 **Date Received..:** 10/02/09

PARAMETER	PERCENT RECOVERY	RECOVERY LIMITS	RPD	RPD LIMITS	METHOD	PREPARATION-ANALYSIS DATE	WORK ORDER #
MS Lot-Sample #: C9J020291-015 **Prep Batch #...:** 9292016						**% Moisture.....:** 53	
Mercury	120	(75 - 125)			SW846 7471A	10/19/09	LLXL31A2
	119	(75 - 125)	0.83	(0-20)	SW846 7471A	10/19/09	LLXL31A3

Dilution Factor: 0.5
Analysis Time..: 08:43 Instrument ID..: HGHYDRA Analyst ID.....: 031043
MS Run #.....: 9292008

NOTE(S):

Calculations are performed before rounding to avoid round-off errors in calculated results.

Results and reporting limits have been adjusted for dry weight.

MATRIX SPIKE SAMPLE DATA REPORT

TOTAL Metals

Client Lot #...: C9J020291 **Matrix.....:** SOLID
Date Sampled...: 09/29/09 **Date Received..:** 10/02/09

PARAMETER	SAMPLE AMOUNT	SPIKE AMT	MEASRD AMOUNT	UNITS	PERCNT RECVRY	RPD	METHOD	PREPARATION-ANALYSIS DATE	WORK ORDER #
MS Lot-Sample #: C9J020291-015 **Prep Batch #...:** 9292016									
								% Moisture.....: 53	
Mercury									
	ND	0.178	0.214	mg/kg	120		SW846 7471A	10/19/09	LLXL31A2
	ND	0.178	0.212	mg/kg	119	0.83	SW846 7471A	10/19/09	LLXL31A3

Dilution Factor: 0.5
Analysis Time..: 08:43 Instrument ID..: HGHYDRA Analyst ID.....: 031043
MS Run #.....: 9292008

NOTE(S):

Calculations are performed before rounding to avoid round-off errors in calculated results.

Results and reporting limits have been adjusted for dry weight.

MATRIX SPIKE SAMPLE EVALUATION REPORT

TOTAL Metals

Client Lot #...: C9J020291 **Matrix.....:** SOLID
Date Sampled...: 09/30/09 **Date Received..:** 10/02/09

PARAMETER	PERCENT RECOVERY	RECOVERY LIMITS	RPD	RPD LIMITS	METHOD	PREPARATION-ANALYSIS DATE	WORK ORDER #
MS Lot-Sample #: C9J020291-021 **Prep Batch #...:** 9293088							
						% Moisture.....: 27	
Antimony	88	(75 - 125)			SW846 6020	10/20-10/23/09	LLXMD1C3
	87	(75 - 125)	0.34	(0-20)	SW846 6020	10/20-10/23/09	LLXMD1C4
		Dilution Factor: 0.5					
		Analysis Time..: 18:23			Instrument ID..: ICPMS2	Analyst ID.....: 400149	
		MS Run #.....: 9293041					
Arsenic	95	(75 - 125)			SW846 6020	10/20-10/23/09	LLXMD1CE
	94	(75 - 125)	0.54	(0-20)	SW846 6020	10/20-10/23/09	LLXMD1CF
		Dilution Factor: 0.5					
		Analysis Time..: 18:23			Instrument ID..: ICPMS2	Analyst ID.....: 400149	
		MS Run #.....: 9293041					
Barium	86	(75 - 125)			SW846 6020	10/20-10/23/09	LLXMD1CG
	85	(75 - 125)	1.2	(0-20)	SW846 6020	10/20-10/23/09	LLXMD1CH
		Dilution Factor: 0.5					
		Analysis Time..: 18:23			Instrument ID..: ICPMS2	Analyst ID.....: 400149	
		MS Run #.....: 9293041					
Beryllium	84	(75 - 125)			SW846 6020	10/20-10/23/09	LLXMD1CJ
	82	(75 - 125)	2.3	(0-20)	SW846 6020	10/20-10/23/09	LLXMD1CK
		Dilution Factor: 0.5					
		Analysis Time..: 18:23			Instrument ID..: ICPMS2	Analyst ID.....: 400149	
		MS Run #.....: 9293041					
Cadmium	97	(75 - 125)			SW846 6020	10/20-10/23/09	LLXMD1CL
	94	(75 - 125)	2.4	(0-20)	SW846 6020	10/20-10/23/09	LLXMD1CM
		Dilution Factor: 0.5					
		Analysis Time..: 18:23			Instrument ID..: ICPMS2	Analyst ID.....: 400149	
		MS Run #.....: 9293041					
Chromium	99	(75 - 125)			SW846 6020	10/20-10/23/09	LLXMD1CQ
	97	(75 - 125)	1.6	(0-20)	SW846 6020	10/20-10/23/09	LLXMD1CR
		Dilution Factor: 0.5					
		Analysis Time..: 18:23			Instrument ID..: ICPMS2	Analyst ID.....: 400149	
		MS Run #.....: 9293041					
Cobalt	86	(75 - 125)			SW846 6020	10/20-10/23/09	LLXMD1CN
	83	(75 - 125)	2.7	(0-20)	SW846 6020	10/20-10/23/09	LLXMD1CP
		Dilution Factor: 0.5					
		Analysis Time..: 18:23			Instrument ID..: ICPMS2	Analyst ID.....: 400149	
		MS Run #.....: 9293041					

(Continued on next page)

MATRIX SPIKE SAMPLE EVALUATION REPORT

TOTAL Metals

Client Lot #...: C9J020291
Date Sampled...: 09/30/09 **Date Received..:** 10/02/09 **Matrix.....:** SOLID

PARAMETER	PERCENT RECOVERY	RECOVERY LIMITS	RPD	RPD LIMITS	METHOD	PREPARATION-ANALYSIS DATE	WORK ORDER #
Copper	89	(75 - 125)			SW846 6020	10/20-10/23/09	LLXMD1CT
	89	(75 - 125)	0.03	(0-20)	SW846 6020	10/20-10/23/09	LLXMD1CU
		Dilution Factor: 0.5					
		Analysis Time..: 18:23			Instrument ID..: ICPMS2	Analyst ID.....: 400149	
		MS Run #.....: 9293041					
Lead	NC	(75 - 125)			SW846 6020	10/20-10/23/09	LLXMD1C1
	NC	(75 - 125)		(0-20)	SW846 6020	10/20-10/23/09	LLXMD1C2
		Dilution Factor: 0.5					
		Analysis Time..: 18:23			Instrument ID..: ICPMS2	Analyst ID.....: 400149	
		MS Run #.....: 9293041					
Molybdenum	98	(75 - 125)			SW846 6020	10/20-10/23/09	LLXMD1CV
	97	(75 - 125)	0.79	(0-20)	SW846 6020	10/20-10/23/09	LLXMD1CW
		Dilution Factor: 0.5					
		Analysis Time..: 18:23			Instrument ID..: ICPMS2	Analyst ID.....: 400149	
		MS Run #.....: 9293041					
Nickel	85	(75 - 125)			SW846 6020	10/20-10/23/09	LLXMD1CX
	83	(75 - 125)	2.4	(0-20)	SW846 6020	10/20-10/23/09	LLXMD1C0
		Dilution Factor: 0.5					
		Analysis Time..: 18:23			Instrument ID..: ICPMS2	Analyst ID.....: 400149	
		MS Run #.....: 9293041					
Selenium	100	(75 - 125)			SW846 6020	10/20-10/23/09	LLXMD1C5
	91	(75 - 125)	6.6	(0-20)	SW846 6020	10/20-10/23/09	LLXMD1C6
		Dilution Factor: 0.5					
		Analysis Time..: 18:23			Instrument ID..: ICPMS2	Analyst ID.....: 400149	
		MS Run #.....: 9293041					
Silver	98	(75 - 125)			SW846 6020	10/20-10/23/09	LLXMD1CC
	96	(75 - 125)	1.6	(0-20)	SW846 6020	10/20-10/23/09	LLXMD1CD
		Dilution Factor: 0.5					
		Analysis Time..: 18:23			Instrument ID..: ICPMS2	Analyst ID.....: 400149	
		MS Run #.....: 9293041					
Thallium	95	(75 - 125)			SW846 6020	10/20-10/23/09	LLXMD1C7
	94	(75 - 125)	1.2	(0-20)	SW846 6020	10/20-10/23/09	LLXMD1C8
		Dilution Factor: 0.5					
		Analysis Time..: 18:23			Instrument ID..: ICPMS2	Analyst ID.....: 400149	
		MS Run #.....: 9293041					

(Continued on next page)

MATRIX SPIKE SAMPLE EVALUATION REPORT

TOTAL Metals

Client Lot #...: C9J020291
Date Sampled...: 09/30/09 **Date Received..:** 10/02/09 **Matrix.....:** SOLID

PARAMETER	PERCENT RECOVERY	RECOVERY LIMITS	RPD	RPD LIMITS	METHOD	PREPARATION-ANALYSIS DATE	WORK ORDER #
Vanadium	90	(75 - 125)			SW846 6020	10/20-10/23/09	LLXMD1C9
	90	(75 - 125)	0.36	(0-20)	SW846 6020	10/20-10/23/09	LLXMD1DA
		Dilution Factor: 0.5					
		Analysis Time..: 18:23			Instrument ID..: ICPMS2	Analyst ID.....: 400149	
		MS Run #.....: 9293041					
Zinc	94	(75 - 125)			SW846 6020	10/20-10/23/09	LLXMD1DC
	96	(75 - 125)	1.0	(0-20)	SW846 6020	10/20-10/23/09	LLXMD1DD
		Dilution Factor: 0.5					
		Analysis Time..: 18:23			Instrument ID..: ICPMS2	Analyst ID.....: 400149	
		MS Run #.....: 9293041					

NOTE(S):

Calculations are performed before rounding to avoid round-off errors in calculated results.

Results and reporting limits have been adjusted for dry weight.

NC The recovery and/or RPD were not calculated.

MATRIX SPIKE SAMPLE DATA REPORT

TOTAL Metals

Client Lot #...: C9J020291
Date Sampled...: 09/30/09 **Date Received..:** 10/02/09 **Matrix.....:** SOLID

PARAMETER	SAMPLE AMOUNT	SPIKE AMT	MEASRD AMOUNT	UNITS	PERCNT RECVRY	RPD	METHOD	PREPARATION-ANALYSIS DATE	WORK ORDER #
MS Lot-Sample #: C9J020291-021 **Prep Batch #...:** 9293088									
Antimony								**% Moisture.....:** 27	
	0.064	34.2	30.1	mg/kg	88		SW846 6020	10/20-10/23/09	LLXMD1C3
	0.064	34.2	30.0	mg/kg	87	0.34	SW846 6020	10/20-10/23/09	LLXMD1C4
			Dilution Factor: 0.5						
			Analysis Time..: 18:23				Instrument ID..: ICPMS2	Analyst ID.....: 400149	
			MS Run #.....: 9293041						
Arsenic									
	1.3	2.74	3.89	mg/kg	95		SW846 6020	10/20-10/23/09	LLXMD1CE
	1.3	2.74	3.86	mg/kg	94	0.54	SW846 6020	10/20-10/23/09	LLXMD1CF
			Dilution Factor: 0.5						
			Analysis Time..: 18:23				Instrument ID..: ICPMS2	Analyst ID.....: 400149	
			MS Run #.....: 9293041						
Barium									
	4.1	137	122	mg/kg	86		SW846 6020	10/20-10/23/09	LLXMD1CG
	4.1	137	120	mg/kg	85	1.2	SW846 6020	10/20-10/23/09	LLXMD1CH
			Dilution Factor: 0.5						
			Analysis Time..: 18:23				Instrument ID..: ICPMS2	Analyst ID.....: 400149	
			MS Run #.....: 9293041						
Beryllium									
	0.21	3.42	3.08	mg/kg	84		SW846 6020	10/20-10/23/09	LLXMD1CJ
	0.21	3.42	3.01	mg/kg	82	2.3	SW846 6020	10/20-10/23/09	LLXMD1CK
			Dilution Factor: 0.5						
			Analysis Time..: 18:23				Instrument ID..: ICPMS2	Analyst ID.....: 400149	
			MS Run #.....: 9293041						
Cadmium									
	0.060	3.42	3.37	mg/kg	97		SW846 6020	10/20-10/23/09	LLXMD1CL
	0.060	3.42	3.28	mg/kg	94	2.4	SW846 6020	10/20-10/23/09	LLXMD1CM
			Dilution Factor: 0.5						
			Analysis Time..: 18:23				Instrument ID..: ICPMS2	Analyst ID.....: 400149	
			MS Run #.....: 9293041						
Chromium									
	4.5	13.7	18.0	mg/kg	99		SW846 6020	10/20-10/23/09	LLXMD1CQ
	4.5	13.7	17.7	mg/kg	97	1.6	SW846 6020	10/20-10/23/09	LLXMD1CR
			Dilution Factor: 0.5						
			Analysis Time..: 18:23				Instrument ID..: ICPMS2	Analyst ID.....: 400149	
			MS Run #.....: 9293041						

(Continued on next page)

MATRIX SPIKE SAMPLE DATA REPORT

TOTAL Metals

Client Lot #...: C9J020291
Date Sampled...: 09/30/09 **Date Received..:** 10/02/09 **Matrix.....:** SOLID

PARAMETER	SAMPLE AMOUNT	SPIKE AMT	MEASRD AMOUNT	UNITS	PERCNT RECVRY	RPD	METHOD	PREPARATION-ANALYSIS DATE	WORK ORDER #
Cobalt									
	1.9	34.2	31.2	mg/kg	86		SW846 6020	10/20-10/23/09	LLXMD1CN
	1.9	34.2	30.4	mg/kg	83	2.7	SW846 6020	10/20-10/23/09	LLXMD1CP
			Dilution Factor: 0.5						
			Analysis Time..: 18:23				Instrument ID..: ICPMS2	Analyst ID.....: 400149	
			MS Run #.....: 9293041						
Copper									
	4.3	17.1	19.6	mg/kg	89		SW846 6020	10/20-10/23/09	LLXMD1CT
	4.3	17.1	19.6	mg/kg	89	0.03	SW846 6020	10/20-10/23/09	LLXMD1CU
			Dilution Factor: 0.5						
			Analysis Time..: 18:23				Instrument ID..: ICPMS2	Analyst ID.....: 400149	
			MS Run #.....: 9293041						
Lead									
	25.9	1.37	36.8 NC	mg/kg			SW846 6020	10/20-10/23/09	LLXMD1C1
	25.9	1.37	34.7 NC	mg/kg			SW846 6020	10/20-10/23/09	LLXMD1C2
			Dilution Factor: 0.5						
			Analysis Time..: 18:23				Instrument ID..: ICPMS2	Analyst ID.....: 400149	
			MS Run #.....: 9293041						
Molybdenum									
	0.69	68.4	67.4	mg/kg	98		SW846 6020	10/20-10/23/09	LLXMD1CV
	0.69	68.4	66.9	mg/kg	97	0.79	SW846 6020	10/20-10/23/09	LLXMD1CW
			Dilution Factor: 0.5						
			Analysis Time..: 18:23				Instrument ID..: ICPMS2	Analyst ID.....: 400149	
			MS Run #.....: 9293041						
Nickel									
	2.4	34.2	31.6	mg/kg	85		SW846 6020	10/20-10/23/09	LLXMD1CX
	2.4	34.2	30.9	mg/kg	83	2.4	SW846 6020	10/20-10/23/09	LLXMD1C0
			Dilution Factor: 0.5						
			Analysis Time..: 18:23				Instrument ID..: ICPMS2	Analyst ID.....: 400149	
			MS Run #.....: 9293041						
Selenium									
	0.21	0.684	0.892	mg/kg	100		SW846 6020	10/20-10/23/09	LLXMD1C5
	0.21	0.684	0.835	mg/kg	91	6.6	SW846 6020	10/20-10/23/09	LLXMD1C6
			Dilution Factor: 0.5						
			Analysis Time..: 18:23				Instrument ID..: ICPMS2	Analyst ID.....: 400149	
			MS Run #.....: 9293041						

(Continued on next page)

MATRIX SPIKE SAMPLE DATA REPORT

TOTAL Metals

Client Lot #...: C9J020291
Date Sampled...: 09/30/09 **Date Received..:** 10/02/09 **Matrix.....:** SOLID

PARAMETER	SAMPLE AMOUNT	SPIKE AMT	MEASRD AMOUNT	UNITS	PERCNT RECVRY	RPD	METHOD	PREPARATION-ANALYSIS DATE	WORK ORDER #
Silver									
	0.025	3.42	3.37	mg/kg	98		SW846 6020	10/20-10/23/09	LLXMD1CC
	0.025	3.42	3.32	mg/kg	96	1.6	SW846 6020	10/20-10/23/09	LLXMD1CD
			Dilution Factor: 0.5						
			Analysis Time..: 18:23				Instrument ID..: ICPMS2	Analyst ID.....: 400149	
			MS Run #.....: 9293041						
Thallium									
	0.033	3.42	3.29	mg/kg	95		SW846 6020	10/20-10/23/09	LLXMD1C7
	0.033	3.42	3.25	mg/kg	94	1.2	SW846 6020	10/20-10/23/09	LLXMD1C8
			Dilution Factor: 0.5						
			Analysis Time..: 18:23				Instrument ID..: ICPMS2	Analyst ID.....: 400149	
			MS Run #.....: 9293041						
Vanadium									
	6.8	34.2	37.6	mg/kg	90		SW846 6020	10/20-10/23/09	LLXMD1C9
	6.8	34.2	37.5	mg/kg	90	0.36	SW846 6020	10/20-10/23/09	LLXMD1DA
			Dilution Factor: 0.5						
			Analysis Time..: 18:23				Instrument ID..: ICPMS2	Analyst ID.....: 400149	
			MS Run #.....: 9293041						
Zinc									
	11.2	34.2	43.6	mg/kg	94		SW846 6020	10/20-10/23/09	LLXMD1DC
	11.2	34.2	44.0	mg/kg	96	1.0	SW846 6020	10/20-10/23/09	LLXMD1DD
			Dilution Factor: 0.5						
			Analysis Time..: 18:23				Instrument ID..: ICPMS2	Analyst ID.....: 400149	
			MS Run #.....: 9293041						

NOTE(S):

Calculations are performed before rounding to avoid round-off errors in calculated results.

Results and reporting limits have been adjusted for dry weight.

NC The recovery and/or RPD were not calculated.

MATRIX SPIKE SAMPLE EVALUATION REPORT

TOTAL Metals

Client Lot #...: C9J020291 **Matrix.....:** SOLID
Date Sampled...: 09/30/09 **Date Received..:** 10/02/09

PARAMETER	PERCENT RECOVERY	RECOVERY LIMITS	RPD	RPD LIMITS	METHOD	PREPARATION-ANALYSIS DATE	WORK ORDER #
MS Lot-Sample #: C9J020291-023 **Prep Batch #...:** 9293020						**% Moisture.....:** 16	
Mercury	103	(75 - 125)			SW846 7471A	10/20/09	LLXMF1A2
	108	(75 - 125)	4.7	(0-20)	SW846 7471A	10/20/09	LLXMF1A3

Dilution Factor: 0.5
Analysis Time..: 08:30 Instrument ID..: HGHYDRA Analyst ID.....: 031043
MS Run #.....: 9293011

NOTE(S):

Calculations are performed before rounding to avoid round-off errors in calculated results.

Results and reporting limits have been adjusted for dry weight.

MATRIX SPIKE SAMPLE DATA REPORT

TOTAL Metals

Client Lot #...: C9J020291
Date Sampled...: 09/30/09 **Date Received..:** 10/02/09 **Matrix.....:** SOLID

PARAMETER	SAMPLE AMOUNT	SPIKE AMT	MEASRD AMOUNT	UNITS	PERCNT RECVRY	RPD	METHOD	PREPARATION-ANALYSIS DATE	WORK ORDER #
MS Lot-Sample #: C9J020291-023 **Prep Batch #...:** 9293020								**% Moisture.....:** 16	
Mercury									
	ND	0.0989	0.102	mg/kg	103		SW846 7471A	10/20/09	LLXMF1A2
	ND	0.0989	0.107	mg/kg	108	4.7	SW846 7471A	10/20/09	LLXMF1A3

Dilution Factor: 0.5
Analysis Time..: 08:30 Instrument ID..: HGHYDRA Analyst ID.....: 031043
MS Run #.....: 9293011

NOTE(S):

Calculations are performed before rounding to avoid round-off errors in calculated results.

Results and reporting limits have been adjusted for dry weight.

MATRIX SPIKE SAMPLE EVALUATION REPORT

TOTAL Metals

Client Lot #...: C9J020291 **Matrix.....:** SOLID
Date Sampled...: 10/01/09 **Date Received..:** 10/02/09

PARAMETER	PERCENT RECOVERY	RECOVERY LIMITS	RPD	RPD LIMITS	METHOD	PREPARATION-ANALYSIS DATE	WORK ORDER #
MS Lot-Sample #: C9J020291-041 **Prep Batch #...:** 9294271						**% Moisture.....:** 65	
Antimony	51 N	(75 - 125)			SW846 6020	10/21-10/23/09	LLXNA1C3
	52 N	(75 - 125)	1.6	(0-20)	SW846 6020	10/21-10/23/09	LLXNA1C4
		Dilution Factor: 0.5					
		Analysis Time..: 21:01			Instrument ID..: ICPMS2	Analyst ID.....: 400149	
		MS Run #.....: 9294150					
Arsenic	86	(75 - 125)			SW846 6020	10/21-10/23/09	LLXNA1CE
	86	(75 - 125)	0.36	(0-20)	SW846 6020	10/21-10/23/09	LLXNA1CF
		Dilution Factor: 0.5					
		Analysis Time..: 21:01			Instrument ID..: ICPMS2	Analyst ID.....: 400149	
		MS Run #.....: 9294150					
Barium	89	(75 - 125)			SW846 6020	10/21-10/23/09	LLXNA1CG
	89	(75 - 125)	0.04	(0-20)	SW846 6020	10/21-10/23/09	LLXNA1CH
		Dilution Factor: 0.5					
		Analysis Time..: 21:01			Instrument ID..: ICPMS2	Analyst ID.....: 400149	
		MS Run #.....: 9294150					
Beryllium	85	(75 - 125)			SW846 6020	10/21-10/23/09	LLXNA1CJ
	88	(75 - 125)	2.5	(0-20)	SW846 6020	10/21-10/23/09	LLXNA1CK
		Dilution Factor: 0.5					
		Analysis Time..: 21:01			Instrument ID..: ICPMS2	Analyst ID.....: 400149	
		MS Run #.....: 9294150					
Cadmium	93	(75 - 125)			SW846 6020	10/21-10/23/09	LLXNA1CL
	94	(75 - 125)	0.60	(0-20)	SW846 6020	10/21-10/23/09	LLXNA1CM
		Dilution Factor: 0.5					
		Analysis Time..: 21:01			Instrument ID..: ICPMS2	Analyst ID.....: 400149	
		MS Run #.....: 9294150					
Chromium	126 N	(75 - 125)			SW846 6020	10/21-10/23/09	LLXNA1CQ
	132 N	(75 - 125)	1.5	(0-20)	SW846 6020	10/21-10/23/09	LLXNA1CR
		Dilution Factor: 0.5					
		Analysis Time..: 21:01			Instrument ID..: ICPMS2	Analyst ID.....: 400149	
		MS Run #.....: 9294150					
Cobalt	76	(75 - 125)			SW846 6020	10/21-10/23/09	LLXNA1CN
	78	(75 - 125)	2.6	(0-20)	SW846 6020	10/21-10/23/09	LLXNA1CP
		Dilution Factor: 0.5					
		Analysis Time..: 21:01			Instrument ID..: ICPMS2	Analyst ID.....: 400149	
		MS Run #.....: 9294150					

(Continued on next page)

MATRIX SPIKE SAMPLE EVALUATION REPORT

TOTAL Metals

Client Lot #...: C9J020291 **Matrix.....:** SOLID
Date Sampled...: 10/01/09 **Date Received..:** 10/02/09

PARAMETER	PERCENT RECOVERY	RECOVERY LIMITS	RPD	RPD LIMITS	METHOD	PREPARATION-ANALYSIS DATE	WORK ORDER #
Copper	80	(75 - 125)			SW846 6020	10/21-10/23/09	LLXNA1CT
	82	(75 - 125)	1.0	(0-20)	SW846 6020	10/21-10/23/09	LLXNA1CU
		Dilution Factor: 0.5					
		Analysis Time..: 21:01			Instrument ID..: ICPMS2	Analyst ID.....: 400149	
		MS Run #.....: 9294150					
Lead	NC	(75 - 125)			SW846 6020	10/21-10/23/09	LLXNA1C1
	NC	(75 - 125)		(0-20)	SW846 6020	10/21-10/23/09	LLXNA1C2
		Dilution Factor: 0.5					
		Analysis Time..: 21:01			Instrument ID..: ICPMS2	Analyst ID.....: 400149	
		MS Run #.....: 9294150					
Molybdenum	92	(75 - 125)			SW846 6020	10/21-10/23/09	LLXNA1CV
	93	(75 - 125)	0.75	(0-20)	SW846 6020	10/21-10/23/09	LLXNA1CW
		Dilution Factor: 0.5					
		Analysis Time..: 21:01			Instrument ID..: ICPMS2	Analyst ID.....: 400149	
		MS Run #.....: 9294150					
Nickel	79	(75 - 125)			SW846 6020	10/21-10/23/09	LLXNA1CX
	82	(75 - 125)	2.7	(0-20)	SW846 6020	10/21-10/23/09	LLXNA1C0
		Dilution Factor: 0.5					
		Analysis Time..: 21:01			Instrument ID..: ICPMS2	Analyst ID.....: 400149	
		MS Run #.....: 9294150					
Selenium	75	(75 - 125)			SW846 6020	10/21-10/23/09	LLXNA1C5
	83	(75 - 125)	4.9	(0-20)	SW846 6020	10/21-10/23/09	LLXNA1C6
		Dilution Factor: 0.5					
		Analysis Time..: 21:01			Instrument ID..: ICPMS2	Analyst ID.....: 400149	
		MS Run #.....: 9294150					
Silver	92	(75 - 125)			SW846 6020	10/21-10/23/09	LLXNA1CC
	93	(75 - 125)	1.5	(0-20)	SW846 6020	10/21-10/23/09	LLXNA1CD
		Dilution Factor: 0.5					
		Analysis Time..: 21:01			Instrument ID..: ICPMS2	Analyst ID.....: 400149	
		MS Run #.....: 9294150					
Thallium	90	(75 - 125)			SW846 6020	10/21-10/23/09	LLXNA1C7
	91	(75 - 125)	1.2	(0-20)	SW846 6020	10/21-10/23/09	LLXNA1C8
		Dilution Factor: 0.5					
		Analysis Time..: 21:01			Instrument ID..: ICPMS2	Analyst ID.....: 400149	
		MS Run #.....: 9294150					

(Continued on next page)

MATRIX SPIKE SAMPLE EVALUATION REPORT

TOTAL Metals

Client Lot #...: C9J020291 **Matrix.....:** SOLID
Date Sampled...: 10/01/09 **Date Received..:** 10/02/09

PARAMETER	PERCENT RECOVERY	RECOVERY LIMITS	RPD	RPD LIMITS	METHOD	PREPARATION-ANALYSIS DATE	WORK ORDER #
Vanadium	112	(75 - 125)			SW846 6020	10/21-10/23/09	LLXNA1C9
	114	(75 - 125)	1.3	(0-20)	SW846 6020	10/21-10/23/09	LLXNA1DA
		Dilution Factor: 0.5					
		Analysis Time..: 21:01			Instrument ID..: ICPMS2	Analyst ID.....: 400149	
		MS Run #.....: 9294150					
Zinc	92	(75 - 125)			SW846 6020	10/21-10/23/09	LLXNA1DC
	93	(75 - 125)	0.41	(0-20)	SW846 6020	10/21-10/23/09	LLXNA1DD
		Dilution Factor: 0.5					
		Analysis Time..: 21:01			Instrument ID..: ICPMS2	Analyst ID.....: 400149	
		MS Run #.....: 9294150					

NOTE(S):

Calculations are performed before rounding to avoid round-off errors in calculated results.

Results and reporting limits have been adjusted for dry weight.

N Spiked analyte recovery is outside stated control limits.

NC The recovery and/or RPD were not calculated.

MATRIX SPIKE SAMPLE DATA REPORT

TOTAL Metals

Client Lot #...: C9J020291 **Matrix.....:** SOLID
Date Sampled...: 10/01/09 **Date Received..:** 10/02/09

PARAMETER	SAMPLE AMOUNT	SPIKE AMT	MEASRD AMOUNT	UNITS	PERCNT RECVRY	RPD	METHOD	PREPARATION-ANALYSIS DATE	WORK ORDER #
MS Lot-Sample #: C9J020291-041 **Prep Batch #...:** 9294271									
								% Moisture.....: 65	
Antimony									
	0.54	71.3	36.9 N	mg/kg	51		SW846 6020	10/21-10/23/09	LLXNA1C3
	0.54	71.3	37.5 N	mg/kg	52	1.6	SW846 6020	10/21-10/23/09	LLXNA1C4
			Dilution Factor: 0.5						
			Analysis Time..: 21:01		Instrument ID..: ICPMS2			Analyst ID.....: 400149	
			MS Run #.....: 9294150						
Arsenic									
	8.2	5.70	13.1	mg/kg	86		SW846 6020	10/21-10/23/09	LLXNA1CE
	8.2	5.70	13.2	mg/kg	86	0.36	SW846 6020	10/21-10/23/09	LLXNA1CF
			Dilution Factor: 0.5						
			Analysis Time..: 21:01		Instrument ID..: ICPMS2			Analyst ID.....: 400149	
			MS Run #.....: 9294150						
Barium									
	41.1	285	295	mg/kg	89		SW846 6020	10/21-10/23/09	LLXNA1CG
	41.1	285	295	mg/kg	89	0.04	SW846 6020	10/21-10/23/09	LLXNA1CH
			Dilution Factor: 0.5						
			Analysis Time..: 21:01		Instrument ID..: ICPMS2			Analyst ID.....: 400149	
			MS Run #.....: 9294150						
Beryllium									
	1.7	7.13	7.75	mg/kg	85		SW846 6020	10/21-10/23/09	LLXNA1CJ
	1.7	7.13	7.95	mg/kg	88	2.5	SW846 6020	10/21-10/23/09	LLXNA1CK
			Dilution Factor: 0.5						
			Analysis Time..: 21:01		Instrument ID..: ICPMS2			Analyst ID.....: 400149	
			MS Run #.....: 9294150						
Cadmium									
	2.7	7.13	9.39	mg/kg	93		SW846 6020	10/21-10/23/09	LLXNA1CL
	2.7	7.13	9.45	mg/kg	94	0.60	SW846 6020	10/21-10/23/09	LLXNA1CM
			Dilution Factor: 0.5						
			Analysis Time..: 21:01		Instrument ID..: ICPMS2			Analyst ID.....: 400149	
			MS Run #.....: 9294150						
Chromium									
	68.4	28.5	104 N	mg/kg	126		SW846 6020	10/21-10/23/09	LLXNA1CQ
	68.4	28.5	106 N	mg/kg	132	1.5	SW846 6020	10/21-10/23/09	LLXNA1CR
			Dilution Factor: 0.5						
			Analysis Time..: 21:01		Instrument ID..: ICPMS2			Analyst ID.....: 400149	
			MS Run #.....: 9294150						

(Continued on next page)

MATRIX SPIKE SAMPLE DATA REPORT

TOTAL Metals

Client Lot #...: C9J020291 **Matrix.....:** SOLID
Date Sampled...: 10/01/09 **Date Received..:** 10/02/09

PARAMETER	SAMPLE AMOUNT	SPIKE AMT	MEASRD AMOUNT	UNITS	PERCNT RECVRY	RPD	METHOD	PREPARATION-ANALYSIS DATE	WORK ORDER #
Cobalt									
	18.0	71.3	71.9	mg/kg	76		SW846 6020	10/21-10/23/09	LLXNA1CN
	18.0	71.3	73.8	mg/kg	78	2.6	SW846 6020	10/21-10/23/09	LLXNA1CP
			Dilution Factor: 0.5						
			Analysis Time..: 21:01		Instrument ID..: ICPMS2		Analyst ID.....: 400149		
			MS Run #.....: 9294150						
Copper									
	37.5	35.6	66.1	mg/kg	80		SW846 6020	10/21-10/23/09	LLXNA1CT
	37.5	35.6	66.8	mg/kg	82	1.0	SW846 6020	10/21-10/23/09	LLXNA1CU
			Dilution Factor: 0.5						
			Analysis Time..: 21:01		Instrument ID..: ICPMS2		Analyst ID.....: 400149		
			MS Run #.....: 9294150						
Lead									
	55.8	2.85	62.2 NC	mg/kg			SW846 6020	10/21-10/23/09	LLXNA1C1
	55.8	2.85	61.9 NC	mg/kg			SW846 6020	10/21-10/23/09	LLXNA1C2
			Dilution Factor: 0.5						
			Analysis Time..: 21:01		Instrument ID..: ICPMS2		Analyst ID.....: 400149		
			MS Run #.....: 9294150						
Molybdenum									
	1.7	143	134	mg/kg	92		SW846 6020	10/21-10/23/09	LLXNA1CV
	1.7	143	135	mg/kg	93	0.75	SW846 6020	10/21-10/23/09	LLXNA1CW
			Dilution Factor: 0.5						
			Analysis Time..: 21:01		Instrument ID..: ICPMS2		Analyst ID.....: 400149		
			MS Run #.....: 9294150						
Nickel									
	30.9	71.3	86.8	mg/kg	79		SW846 6020	10/21-10/23/09	LLXNA1CX
	30.9	71.3	89.2	mg/kg	82	2.7	SW846 6020	10/21-10/23/09	LLXNA1C0
			Dilution Factor: 0.5						
			Analysis Time..: 21:01		Instrument ID..: ICPMS2		Analyst ID.....: 400149		
			MS Run #.....: 9294150						
Selenium									
	1.3	1.43	2.35	mg/kg	75		SW846 6020	10/21-10/23/09	LLXNA1C5
	1.3	1.43	2.46	mg/kg	83	4.9	SW846 6020	10/21-10/23/09	LLXNA1C6
			Dilution Factor: 0.5						
			Analysis Time..: 21:01		Instrument ID..: ICPMS2		Analyst ID.....: 400149		
			MS Run #.....: 9294150						

(Continued on next page)

MATRIX SPIKE SAMPLE DATA REPORT

TOTAL Metals

Client Lot #...: C9J020291 **Matrix.....:** SOLID
Date Sampled...: 10/01/09 **Date Received..:** 10/02/09

PARAMETER	SAMPLE AMOUNT	SPIKE AMT	MEASRD AMOUNT	UNITS	PERCNT RECVRY	RPD	METHOD	PREPARATION-ANALYSIS DATE	WORK ORDER #
Silver									
	0.50	7.13	7.05	mg/kg	92		SW846 6020	10/21-10/23/09	LLXNA1CC
	0.50	7.13	7.16	mg/kg	93	1.5	SW846 6020	10/21-10/23/09	LLXNA1CD
			Dilution Factor: 0.5						
			Analysis Time..: 21:01		Instrument ID..: ICPMS2		Analyst ID.....: 400149		
			MS Run #.....: 9294150						
Thallium									
	0.22	7.13	6.61	mg/kg	90		SW846 6020	10/21-10/23/09	LLXNA1C7
	0.22	7.13	6.69	mg/kg	91	1.2	SW846 6020	10/21-10/23/09	LLXNA1C8
			Dilution Factor: 0.5						
			Analysis Time..: 21:01		Instrument ID..: ICPMS2		Analyst ID.....: 400149		
			MS Run #.....: 9294150						
Vanadium									
	45.7	71.3	125	mg/kg	112		SW846 6020	10/21-10/23/09	LLXNA1C9
	45.7	71.3	127	mg/kg	114	1.3	SW846 6020	10/21-10/23/09	LLXNA1DA
			Dilution Factor: 0.5						
			Analysis Time..: 21:01		Instrument ID..: ICPMS2		Analyst ID.....: 400149		
			MS Run #.....: 9294150						
Zinc									
	177	71.3	242	mg/kg	92		SW846 6020	10/21-10/23/09	LLXNA1DC
	177	71.3	243	mg/kg	93	0.41	SW846 6020	10/21-10/23/09	LLXNA1DD
			Dilution Factor: 0.5						
			Analysis Time..: 21:01		Instrument ID..: ICPMS2		Analyst ID.....: 400149		
			MS Run #.....: 9294150						

NOTE(S):

Calculations are performed before rounding to avoid round-off errors in calculated results.

Results and reporting limits have been adjusted for dry weight.

N Spiked analyte recovery is outside stated control limits.

NC The recovery and/or RPD were not calculated.

MATRIX SPIKE SAMPLE EVALUATION REPORT

TOTAL Metals

Client Lot #...: C9J020291 **Matrix.....:** SOLID
Date Sampled...: 10/01/09 **Date Received..:** 10/02/09

PARAMETER	PERCENT RECOVERY	RECOVERY LIMITS	RPD	RPD LIMITS	METHOD	PREPARATION-ANALYSIS DATE	WORK ORDER #
MS Lot-Sample #: C9J020291-047 **Prep Batch #...:** 9293021							
						% Moisture.....: 16	
Mercury	107	(75 - 125)			SW846 7471A	10/20/09	LLXNK1A2
	110	(75 - 125)	2.8	(0-20)	SW846 7471A	10/20/09	LLXNK1A3

Dilution Factor: 0.5
Analysis Time..: 09:28 Instrument ID..: HGHYDRA Analyst ID.....: 031043
MS Run #.....: 9293012

NOTE(S):

Calculations are performed before rounding to avoid round-off errors in calculated results.

Results and reporting limits have been adjusted for dry weight.

MATRIX SPIKE SAMPLE DATA REPORT

TOTAL Metals

Client Lot #...: C9J020291 **Matrix.....:** SOLID
Date Sampled...: 10/01/09 **Date Received..:** 10/02/09

PARAMETER	SAMPLE AMOUNT	SPIKE AMT	MEASRD AMOUNT	UNITS	PERCNT RECVRY	RPD	METHOD	PREPARATION-ANALYSIS DATE	WORK ORDER #
MS Lot-Sample #: C9J020291-047 **Prep Batch #...:** 9293021									
								% Moisture.....: 16	
Mercury									
	ND	0.0992	0.106	mg/kg	107		SW846 7471A	10/20/09	LLXNK1A2
	ND	0.0992	0.109	mg/kg	110	2.8	SW846 7471A	10/20/09	LLXNK1A3

Dilution Factor: 0.5
Analysis Time..: 09:28 Instrument ID..: HGHYDRA Analyst ID.....: 031043
MS Run #.....: 9293012

NOTE(S):

Calculations are performed before rounding to avoid round-off errors in calculated results.

Results and reporting limits have been adjusted for dry weight.

Test America Pittsburgh

- 9 -

SERIAL DILUTION SAMPLE SUMMARY

Client: TETRA TECH **SDG No.:** C9J020291

Sample ID: LLXMD **Serial Dilution ID:** SD-03-01L **Client ID:** SD-03-01L

Batch Number: 9293020 **Prep Date:** 10/20/2009 **Matrix:** SOIL

Initial Wt/Vol: 2.00 **Final Vol:** 100.0

% Solids: 73.1 **Instrument:** ICPMS

Analyte	Init Dil	Initial Result mg/L	C	Init Date/Time	SD Dil	Serial Result mg/L	C	SD Date/Time	% Diff	Qual	SD Limits
Antimony	1	0.06448	J	10/23/2009 18:14:46	5	0.03388	J	10/23/200918:19:00	47.5		10.00 %
Arsenic	1	1.28337		10/23/2009 18:14:46	5	1.12047		10/23/200918:19:00	12.7	E	10.00 %
Barium	1	4.06776		10/23/2009 18:14:46	5	4.32580		10/23/200918:19:00	6.3		10.00 %
Beryllium	1	0.21061		10/23/2009 18:14:46	5	0.20602	J	10/23/200918:19:00	2.2		10.00 %
Cadmium	1	0.05969	J	10/23/2009 18:14:46	5	0.05065	J	10/23/200918:19:00	15.1		10.00 %
Chromium	1	4.46270		10/23/2009 18:14:46	5	4.63381		10/23/200918:19:00	3.8		10.00 %
Cobalt	1	1.89665		10/23/2009 18:14:46	5	1.97160		10/23/200918:19:00	4.0		10.00 %
Copper	1	4.32923		10/23/2009 18:14:46	5	4.43190		10/23/200918:19:00	2.4		10.00 %
Lead	1	25.92060		10/23/2009 18:14:46	5	25.65708		10/23/200918:19:00	1.0		10.00 %
Nickel	1	2.42574		10/23/2009 18:14:46	5	2.47262		10/23/200918:19:00	1.9		10.00 %
Selenium	1	0.20890	J	10/23/2009 18:14:46	5	0.17317	J	10/23/200918:19:00	17.1		10.00 %
Silver	1	0.02539	J	10/23/2009 18:14:46	5	0.02259	J	10/23/200918:19:00	11.0		10.00 %
Thallium	1	0.03251	J	10/23/2009 18:14:46	5	0.03251	J	10/23/200918:19:00	0.0		10.00 %
Vanadium	1	6.77960		10/23/2009 18:14:46	5	7.28268		10/23/200918:19:00	7.4		10.00 %
Zinc	1	11.24572		10/23/2009 18:14:46	5	11.25941		10/23/200918:19:00	0.1		10.00 %
Molybdenum	1	0.69131		10/23/2009 18:14:46	5	0.67214	J	10/23/200918:19:00	2.8		10.00 %

Test America Pittsburgh

- 9 -

SERIAL DILUTION SAMPLE SUMMARY

Client: TETRA TECH **SDG No.:** C9J020291

Sample ID: LLXLA **Serial Dilution ID:** SD-07-01L **Client ID:** SD-07-01L

Batch Number: 9281589 **Prep Date:** 10/8/2009 **Matrix:** SOIL

Initial Wt/Vol: 2.00 **Final Vol:** 100.0

% Solids: 47.7 **Instrument:** ICPMS

Analyte	Init Dil	Initial Result mg/L	C	Init Date/Time	SD Dil	Serial Result mg/L	C	SD Date/Time	% Diff	Qual	SD Limits
Antimony	1	0.10143	J	10/23/2009 15:38:00	5	0.28604	J	10/23/200915:59:37	182.0	ok	10.00 %
Arsenic	1	2.68860		10/23/2009 15:38:00	5	2.35855		10/23/200915:59:37	12.3	E	10.00 %
Barium	1	15.71668		10/23/2009 15:38:00	5	16.44489		10/23/200915:59:37	4.6		10.00 %
Beryllium	1	0.50272		10/23/2009 15:38:00	5	0.54118		10/23/200915:59:37	7.7		10.00 %
Cadmium	1	0.16492		10/23/2009 15:38:00	5	0.15664	J	10/23/200915:59:37	5.0		10.00 %
Chromium	1	13.07628		10/23/2009 15:38:00	5	13.96165		10/23/200915:59:37	6.8		10.00 %
Cobalt	1	5.37511		10/23/2009 15:38:00	5	5.55847		10/23/200915:59:37	3.4		10.00 %
Copper	1	12.53143		10/23/2009 15:38:00	5	12.64145		10/23/200915:59:37	0.9		10.00 %
Lead	1	10.76069		10/23/2009 15:38:00	5	11.06454		10/23/200915:59:37	2.8		10.00 %
Nickel	1	7.98722		10/23/2009 15:38:00	5	8.31412		10/23/200915:59:37	4.1		10.00 %
Selenium	1	0.50367	J	10/23/2009 15:38:00	5	0.44216	J	10/23/200915:59:37	12.2	ok	10.00 %
Silver	1	0.04181	J	10/23/2009 15:38:00	5	0.03510	J	10/23/200915:59:37	16.0	ok	10.00 %
Thallium	1	0.11536		10/23/2009 15:38:00	5	0.11002	J	10/23/200915:59:37	4.6		10.00 %
Vanadium	1	16.34535		10/23/2009 15:38:00	5	17.33550		10/23/200915:59:37	6.1		10.00 %
Zinc	1	25.98491		10/23/2009 15:38:00	5	25.26195		10/23/200915:59:37	2.8		10.00 %
Molybdenum	1	2.04003		10/23/2009 15:38:00	5	1.79327	J	10/23/200915:59:37	12.1	E	10.00 %

Test America Pittsburgh

- 9 -

SERIAL DILUTION SAMPLE SUMMARY

Client: TETRA TECH **SDG No.:** C9J020291

Sample ID: LLXNA **Serial Dilution ID:** SD-09-02L **Client ID:** SD-09-02L

Batch Number: 9293021 **Prep Date:** 10/20/2009 **Matrix:** SOIL

Initial Wt/Vol: 2.00 **Final Vol:** 100.0

% Solids: 35.1 **Instrument:** ICPMS

Analyte	Init Dil	Initial Result mg/L	C	Init Date/Time	SD Dil	Serial Result mg/L	C	SD Date/Time	% Diff	Qual	SD Limits
Antimony	1	0.54092		10/23/2009 20:35:21	5	0.78343	J	10/23/200920:57:18	44.8	E	10.00 %
Arsenic	1	8.22641		10/23/2009 20:35:21	5	7.49929		10/23/200920:57:18	8.8		10.00 %
Barium	1	41.14628		10/23/2009 20:35:21	5	42.44369		10/23/200920:57:18	3.2		10.00 %
Beryllium	1	1.68663		10/23/2009 20:35:21	5	1.79284		10/23/200920:57:18	6.3		10.00 %
Cadmium	1	2.73025		10/23/2009 20:35:21	5	2.51996		10/23/200920:57:18	7.7		10.00 %
Chromium	1	68.36327		10/23/2009 20:35:21	5	72.99687		10/23/200920:57:18	6.8		10.00 %
Cobalt	1	18.02110		10/23/2009 20:35:21	5	18.14942		10/23/200920:57:18	0.7		10.00 %
Copper	1	37.51070		10/23/2009 20:35:21	5	37.66040		10/23/200920:57:18	0.4		10.00 %
Lead	1	55.78843		10/23/2009 20:35:21	5	57.97691		10/23/200920:57:18	3.9		10.00 %
Nickel	1	30.85258		10/23/2009 20:35:21	5	31.84346		10/23/200920:57:18	3.2		10.00 %
Selenium	1	1.27716		10/23/2009 20:35:21	5	1.65098	J	10/23/200920:57:18	29.3	ok	10.00 %
Silver	1	0.49758		10/23/2009 20:35:21	5	0.51468	J	10/23/200920:57:18	3.4		10.00 %
Thallium	1	0.21600		10/23/2009 20:35:21	5	0.21172	J	10/23/200920:57:18	2.0		10.00 %
Vanadium	1	45.70859		10/23/2009 20:35:21	5	49.09468		10/23/200920:57:18	7.4		10.00 %
Zinc	1	176.78930		10/23/2009 20:35:21	5	174.86460		10/23/200920:57:18	1.1		10.00 %
Molybdenum	1	1.73938		10/23/2009 20:35:21	5	1.45424	J	10/23/200920:57:18	16.4	ok E	10.00 %

Stansbury Creek, Martin State

CR, Hexavalent

Lab Name:	TESTAMERICA PITTSBURGH	**Method:**	SW846 7196A
Client Name:	Tetra Tech NUS, Inc	**Lot Number:**	C9J020291
Matrix:	SOLID	**Date/Time Received:**	10/2/2009 10:16:00AM

Client Sample ID	QC Sample Type	Workorder	Recovery (%)	Control Limits (%)	Prep Date - Analysis Date/Time	QC Batch	RPD / Limit (%)
SD-07-01 soluble	MS	LLXLA1C7	6.0 N	75 - 125	10/17/200 - 10/20/2009 16:36	9291016	
SD-07-01 POST	MS	LLXLA1DE	0.0	75 - 125	10/17/200 - 10/20/2009 16:38	9291016	
SD-07-01 ~~SPIKE~~ soluble	MS	LLXLA1DA	5.7 N	75 - 125	10/17/200 - 10/20/2009 18:01	9292366	
SD-07-01 insoluble	MS	LLXLA1DD	0.013 N	75 - 125	10/17/200 - 10/20/2009 18:02	9292366	
SD-07-01 POST	MS	LLXLA1DG	0.0	75 - 125	10/17/200 - 10/20/2009 18:03	9292366	
SD-07-01 insoluble	MS	LLXLA1C9	0.34 N	75 - 125	10/17/200 - 10/20/2009 16:37	9291016	
SD-03-01 insoluble	MS	LLXMD1A5	1.1 N	75 - 125	10/17/200 - 10/20/2009 19:47	9291017	
SD-03-01 POST	MS	LLXMD1CA	0.0 N	75 - 125	10/17/200 - 10/20/2009 21:48	9292367	
SD-03-01 POST	MS	LLXMD1A9	0.0	75 - 125	10/17/200 - 10/20/2009 19:48	9291017	
SD-03-01 soluble	MS	LLXMD1A6	0	75 - 125	10/17/200 - 10/20/2009 21:46	9292367	
SD-03-01 soluble	MS	LLXMD1A3	3.9 N	75 - 125	10/17/200 - 10/20/2009 19:46	9291017	
SD-03-01 insoluble	MS	LLXMD1A8	37 N	75 - 125	10/17/200 - 10/20/2009 21:47	9292367	
SD-09-02 soluble	MS	LLXNA1A6	0.20 N	75 - 125	10/18/200 - 10/21/2009 00:51	9292395	
SD-09-02 soluble	MS	LLXNA1A3	0.25 N	75 - 125	10/18/200 - 10/20/2009 00:01	9291018	
SD-09-02 POST	MS	LLXNA1A9	0.17 N	75 - 125	10/18/200 - 10/20/2009 00:03	9291018	
SD-09-02 POST	MS	LLXNA1CA	0.30 N	75 - 125	10/18/200 - 10/21/2009 00:53	9292395	
SD-09-02 insoluble	MS	LLXNA1A8	34 N	75 - 125	10/18/200 - 10/21/2009 00:52	9292395	
SD-09-02 insoluble	MS	LLXNA1A5	25 N	75 - 125	10/18/200 - 10/20/2009 00:02	9291018	
CHECK SAMPLE	LCS	LMVDD1AC	91	80 - 120	10/17/200 - 10/20/2009 16:32	9291016	

Stansbury Creek, Martin State

CR, Hexavalent

Lab Name: TESTAMERICA PITTSBURGH
Client Name: Tetra Tech NUS, Inc
Matrix: SOLID

Method: SW846 7196A
Lot Number: C9J180000
Date/Time Received: 10/2/2009 10:16:00AM

Client Sample ID	QC Sample Type	Workorder	Recovery (%)	Control Limits (%)	Prep Date - Analysis Date/Time	QC Batch	RPD / Limit (%)
CHECK SAMPLE	LCS	LMVDD1AD	97	80 - 120	10/17/200 - 10/20/2009 16:33	9291016	
CHECK SAMPLE	LCS	LMVDN1AC	93	80 - 120	10/17/200 - 10/20/2009 19:42	9291017	
CHECK SAMPLE	LCS	LMVDN1AD	99	80 - 120	10/17/200 - 10/20/2009 19:43	9291017	
CHECK SAMPLE	LCS	LMVFK1AC	98	80 - 120	10/18/200 - 10/20/2009 23:57	9291018	
CHECK SAMPLE	LCS	LMVFK1AD	101	80 - 120	10/18/200 - 10/20/2009 23:58	9291018	
CHECK SAMPLE	LCS	LMVD61AC	93	80 - 120	10/17/200 - 10/20/2009 17:57	9292366	
CHECK SAMPLE	LCS	LMVD61AD	97	80 - 120	10/17/200 - 10/20/2009 17:58	9292366	
CHECK SAMPLE	LCS	LMVEA1AC	93	80 - 120	10/17/200 - 10/20/2009 21:42	9292367	
CHECK SAMPLE	LCS	LMVEA1AD	102	80 - 120	10/17/200 - 10/20/2009 21:43	9292367	
CHECK SAMPLE	LCS	LMVF41AC	96	80 - 120	10/18/200 - 10/21/2009 00:47	9292395	
CHECK SAMPLE	LCS	LMVF41AD	89	80 - 120	10/18/200 - 10/21/2009 00:48	9292395	

TestAmerica Pittsburgh

Total Solids/Percent Moisture Worksheet

Total Residue (TS) @ 103 degrees C (+/- 2 degrees C)

Method: TS - SM 20 2540 G MM 10-8-09

IN: 10/7/2009 8:10:00 PM
OUT: 10/8/2009 4:00:00 PM

Calculation: $\frac{(A-C)-(B-C)}{(A-C)} \times 100 = D$

E = 100 - D

Analyst: Mansi Modi
Balance ID: 1126472457

QC Batch: 9280531		TARE ID	TARE (g) [C]	SAMPLE + TARE [A]	DRIED SMP + TARE [B]	% MOISTURE [D]	% SOLID [E]
LAB ID	WORKORDER						
C9J020291-41	LLXNA1A1	P6310	2.6500	8.5800	4.7300	64.92412	35.07588
C9J020291-41X	LLXNA1A2	P5315	2.6500	8.6300	4.7100	65.55184	34.44816
C9J020291-42	LLXNC1A1	P5323	2.6400	8.2600	4.4100	68.50534	31.49466
C9J020291-43	LLXND1A1	P2839	2.5900	8.7600	7.5000	20.42140	79.57860
C9J020291-44	LLXNG1A1	P8043	2.6400	8.1100	6.8100	23.76599	76.23402
C9J020291-45	LLXNH1A1	P3937	2.6600	8.8700	6.8700	32.20612	67.79388
C9J020291-46	LLXNJ1A1	P5086	2.8200	8.7500	7.5700	19.89882	80.10117
C9J020291-47	LLXNK1A1	P3949	2.6500	8.5200	7.5800	16.01364	83.98636
C9J020291-48	LLXNL1A1	P8040	2.7500	8.8000	5.0500	61.98347	38.01653
C9J070170-1	LL42D1AC	P6320	2.6300	8.6400	4.0600	76.20633	23.79367
C9J070170-2	LL42P1AC	P6321	2.6400	8.4300	7.4400	17.09844	82.90156

> RPD 1.81 % MM 10-8-09

Analyst: Mansi Modi Date: 10-8-09

printed on: Thursday, October 08, 2009 04:27 PM

TestAmerica Pittsburgh

Total Solids/Percent Moisture Worksheet

Total Residue (TS) @ 103 degrees C (+/- 2 degrees C)

Method: TS - SM 20 2540 G MM 10-08-09

IN: 10/7/2009 7:15:00 PM
OUT: 10/8/2009 4:01:00 PM

Calculation: $\frac{(A-C) - (B-C)}{(A-C)} \times 100 = D$

E = 100 - D

Analyst: Mansi Modi
Balance ID: 1126472457

QC Batch: 9280532		TARE ID	TARE (g) [C]	SAMPLE + TARE [A]	DRIED SMP + TARE [B]	% MOISTURE [D]	% SOLID [E]
LAB ID	WORKORDER						
C9J020291-1	LLXLA1AX	P6080	2.6600	8.1500	5.2800	52.27686	47.72314
C9J020291-1X	LLXLA1A4	P6095	2.6300	8.2000	5.2400	53.14183	46.85817
C9J020291-2	LLXLG1A1	P6094	2.6300	8.2300	5.5400	48.03571	51.96429
C9J020291-3	LLXLH1A1	P6092	2.6400	8.3000	5.2600	53.71025	46.28975
C9J020291-4	LLXLJ1A1	P6086	2.6400	8.9800	5.5700	53.78548	46.21452
C9J020291-5	LLXLK1A1	P6076	2.6500	8.6100	5.6600	49.49664	50.50336
C9J020291-6	LLXLL1A1	P6081	2.6300	8.3200	5.8400	43.58523	56.41477
C9J020291-7	LLXLM1A1	P6099	2.6200	8.6300	6.3400	38.10316	61.89684
C9J020291-8	LLXLP1A1	P6090	2.6400	8.6600	6.6400	33.55482	66.44518
C9J020291-9	LLXLT1A1	P6097	2.6300	8.4000	6.5400	32.23570	67.76430
C9J020291-10	LLXLV1A1	P6091	2.6300	8.0600	6.6400	26.15102	73.84898
C9J020291-11	LLXLX1A1	P6096	2.6300	8.1300	4.2900	69.81818	30.18182
C9J020291-12	LLXL01A1	P6089	2.6500	8.7100	4.5200	69.14192	30.85808
C9J020291-13	LLXL11A1	P6100	2.6200	8.7200	4.6800	66.22951	33.77049
C9J020291-14	LLXL21A1	P6098	2.6400	8.6800	4.9100	62.41722	37.58278
C9J020291-15	LLXL31A1	P6093	2.6300	8.3600	5.3100	53.22862	46.77138
C9J020291-16	LLXL51A1	P6078	2.6400	8.4300	5.3200	53.71330	46.28670
C9J020291-17	LLXL61A1	P2930	2.8300	8.5000	5.5700	51.67548	48.32452
C9J020291-18	LLXL81A1	P6084	2.6600	8.0400	5.4800	47.58364	52.41636
C9J020291-19	LLXMA1A1	P6077	2.6500	8.1200	5.4400	48.99451	51.00549
C9J020291-20	LLXMC1A1	P6082	2.6500	8.6600	5.6200	50.58236	49.41764

> RPD 1.83 % MM 10-8-09

Analyst: Mansi Modi Date: 10-8-09

printed on: Thursday, October 08, 2009 04:34 PM

TestAmerica Pittsburgh

Total Solids/Percent Moisture Worksheet

Total Residue (TS) @ 103 degrees C (+/- 2 degrees C)

Method: TS - SM 20 2540G MM 10-8-09

IN: 10/7/2009 7:35:00 PM
OUT: 10/8/2009 4:02:00 PM

Calculation: (A-C) - (B-C) / (A-C) X 100 = D
E = 100 - D

Analyst: Mansi Modi
Balance ID: 1126472457

QC Batch: 9280533		TARE ID	TARE (g) [C]	SAMPLE + TARE [A]	DRIED SMP + TARE [B]	% MOISTURE [D]	% SOLID [E]
LAB ID	WORKORDER						
C9J020291-21	LLXMD1A1	P6079	2.6500	8.4400	6.8800	26.94300	73.05700
C9J020291-21X	LLXMD1A2	P6088	2.6400	8.4000	6.9400	25.34721	74.65279
C9J020291-22	LLXME1A1	P6083	2.6400	8.2600	6.7200	27.40214	72.59786
C9J020291-23	LLXMF1A1	P6085	2.6300	8.8100	7.8400	15.69580	84.30420
C9J020291-24	LLXMG1A1	P6087	2.6100	8.2200	4.6600	63.45811	36.54189
C9J020291-25	LLXMH1A1	P5317	2.7000	8.5200	5.5000	51.89004	48.10996
C9J020291-26	LLXMJ1A1	P8030	2.6700	8.1000	4.4000	68.13996	31.86004
C9J020291-27	LLXMK1A1	P8044	2.6900	8.7400	4.8200	64.79338	35.20662
C9J020291-28	LLXML1A1	P2864	2.7400	8.3300	4.6700	65.47406	34.52594
C9J020291-29	LLXMN1A1	P2931	2.7600	8.5700	4.7100	66.43717	33.56283
C9J020291-30	LLXMP1A1	P3952	2.6500	8.3300	7.3800	16.72535	83.27465
C9J020291-31	LLXMV1A1	P1019	2.6400	8.4700	7.1900	21.95540	78.04460
C9J020291-32	LLXMX1A1	P1026	2.6900	8.3400	7.3000	18.40708	81.59293
C9J020291-33	LLXM01A1	P2819	2.7000	8.4400	4.4400	69.68641	30.31359
C9J020291-34	LLXM21A1	P1015	2.6500	8.7000	4.7100	65.95041	34.04959
C9J020291-35	LLXM31A1	P8026	2.7000	8.0700	4.9000	59.03165	40.96835
C9J020291-36	LLXM41A1	P3955	2.6000	8.2200	4.3300	69.21709	30.78291
C9J020291-37	LLXM51A1	P0433	2.6900	8.5900	4.6600	66.61018	33.38982
C9J020291-38	LLXM71A1	P5322	2.6600	8.6100	4.7300	65.21008	34.78992
C9J020291-39	LLXM81A1	P6315	2.6800	8.8700	4.6000	68.98222	31.01778
C9J020291-40	LLXM91A1	P6322	2.6600	8.5000	4.4800	68.83562	31.16438

> RPD 2.16% MM 10-8-09

Analyst: Mansi Modi Date: 10-8-09

printed on: Thursday, October 08, 2009 04:46 PM

REQUESTED BY: **MODIM**

METHOD: 0Z Solids, Percent Total (As TS-SM 20 2540G)

9280533

STORAGE LOCATION	WORK ORDER #	PICKED CNTR#	CONTROL #	CLIENT #	ANALYSIS	LOTID	SMP#	SFX	MATRIX DESCRIPTION	QTY RCVD	QTY REQD
13A,CLP1	LLXMD-1-A1	___ ___ ___	713337	375241	A-88-0Z	C9J020291	021		SOLID	2	1
13A,CLP1	LLXME-1-A1	___ ___ ___	713338	375241	A-88-0Z	C9J020291	022		SOLID	2	1
13A,CLP1	LLXMF-1-A1	___ ___ ___	713339	375241	A-88-0Z	C9J020291	023		SOLID	2	1
13A,CLP1	LLXMG-1-A1	___ ___ ___	713340	375241	A-88-0Z	C9J020291	024		SOLID	2	1
13A,CLP1	LLXMH-1-A1	___ ___ ___	713341	375241	A-88-0Z	C9J020291	025		SOLID	2	1
13A,CLP1	LLXMJ-1-A1	___ ___ ___	713342	375241	A-88-0Z	C9J020291	026		SOLID	2	1
13A,CLP1	LLXMK-1-A1	___ ___ ___	713343	375241	A-88-0Z	C9J020291	027		SOLID	2	1
13A,CLP1	LLXML-1-A1	___ ___ ___	713344	375241	A-88-0Z	C9J020291	028		SOLID	2	1
13A,CLP1	LLXMN-1-A1	___ ___ ___	713345	375241	A-88-0Z	C9J020291	029		SOLID	2	1
13A,CLP1	LLXMP-1-A1	___ ___ ___	713346	375241	A-88-0Z	C9J020291	030		SOLID	2	1
13A,CLP1	LLXMV-1-A1	___ ___ ___	713347	375241	A-88-0Z	C9J020291	031		SOLID	2	1
13A,CLP1	LLXMX-1-A1	___ ___ ___	713348	375241	A-88-0Z	C9J020291	032		SOLID	2	1
13A,CLP1	LLXM0-1-A1	___ ___ ___	713349	375241	A-88-0Z	C9J020291	033		SOLID	2	1
13A,CLP1	LLXM2-1-A1	___ ___ ___	713350	375241	A-88-0Z	C9J020291	034		SOLID	2	1
13A,CLP1	LLXM3-1-A1	___ ___ ___	713351	375241	A-88-0Z	C9J020291	035		SOLID	2	1
13A,CLP1	LLXM4-1-A1	___ ___ ___	713352	375241	A-88-0Z	C9J020291	036		SOLID	2	1
13A,CLP1	LLXM5-1-A1	___ ___ ___	713353	375241	A-88-0Z	C9J020291	037		SOLID	2	1
13A,CLP1	LLXM7-1-A1	___ ___ ___	713354	375241	A-88-0Z	C9J020291	038		SOLID	2	1
13A,CLP1	LLXM8-1-A1	___ ___ ___	713355	375241	A-88-0Z	C9J020291	039		SOLID	2	1
13A,CLP1	LLXM9-1-A1	___ ___ ___	713356	375241	A-88-0Z	C9J020291	040		SOLID	2	1

REQUESTED BY: MODIM

METHOD: 0Z Solids, Percent Total (As TS-SM 20 2540G)

STORAGE LOCATION	WORK ORDER #	PICKED CNTR#	CONTROL #	CLIENT #	ANALYSIS	LOTID	SMP#	SFX	MATRIX DESCRIPTION	QTY RCVD	QTY REQD

RELINQUISHED BY	RECEIVED BY	DATE/TIME
P Bansal	Manni Modi	10-7-09 18:45
Manni Modi		10-7-09 20:15

***** END OF REPORT *****

PSR024 10/07/09 16:20:07 MT SAMPLE CUSTODIAN REMOVAL REQUEST PAGE 001

REQUESTED BY: **MODIM**

METHOD: 0Z Solids, Percent Total (As TS-SM 20 2540G)

9280532

STORAGE LOCATION	WORK ORDER #	PICKED CNTR#	CONTROL #	CLIENT #	ANALYSIS	LOTID	SMP#	SFX	MATRIX DESCRIPTION	QTY RCVD	QTY REQD
13A,CLP1	LLXLA-1-AX	___ ___ ___	713317	375241	A-88-0Z	C9J020291	001		SOLID	2	1
13A,CLP1	LLXLG-1-A1	___ ___ ___	713318	375241	A-88-0Z	C9J020291	002		SOLID	2	1
13A,CLP1	LLXLH-1-A1	___ ___ ___	713319	375241	A-88-0Z	C9J020291	003		SOLID	2	1
13A,CLP1	LLXLJ-1-A1	___ ___ ___	713320	375241	A-88-0Z	C9J020291	004		SOLID	2	1
13A,CLP1	LLXLK-1-A1	___ ___ ___	713321	375241	A-88-0Z	C9J020291	005		SOLID	2	1
13A,CLP1	LLXLL-1-A1	___ ___ ___	713322	375241	A-88-0Z	C9J020291	006		SOLID	2	1
13A,CLP1	LLXLM-1-A1	___ ___ ___	713323	375241	A-88-0Z	C9J020291	007		SOLID	2	1
13A,CLP1	LLXLP-1-A1	___ ___ ___	713324	375241	A-88-0Z	C9J020291	008		SOLID	2	1
13A,CLP1	LLXLT-1-A1	___ ___ ___	713325	375241	A-88-0Z	C9J020291	009		SOLID	2	1
13A,CLP1	LLXLV-1-A1	___ ___ ___	713326	375241	A-88-0Z	C9J020291	010		SOLID	2	1
13A,CLP1	LLXLX-1-A1	___ ___ ___	713327	375241	A-88-0Z	C9J020291	011		SOLID	2	1
13A,CLP1	LLXL0-1-A1	___ ___ ___	713328	375241	A-88-0Z	C9J020291	012		SOLID	2	1
13A,CLP1	LLXL1-1-A1	___ ___ ___	713329	375241	A-88-0Z	C9J020291	013		SOLID	2	1
13A,CLP1	LLXL2-1-A1	___ ___ ___	713330	375241	A-88-0Z	C9J020291	014		SOLID	2	1
13A,CLP1	LLXL3-1-A1	___ ___ ___	713331	375241	A-88-0Z	C9J020291	015		SOLID	2	1
13A,CLP1	LLXL5-1-A1	___ ___ ___	713332	375241	A-88-0Z	C9J020291	016		SOLID	2	1
13A,CLP1	LLXL6-1-A1	___ ___ ___	713333	375241	A-88-0Z	C9J020291	017		SOLID	2	1
13A,CLP1	LLXL8-1-A1	___ ___ ___	713334	375241	A-88-0Z	C9J020291	018		SOLID	2	1
13A,CLP1	LLXMA-1-A1	___ ___ ___	713335	375241	A-88-0Z	C9J020291	019		SOLID	2	1
13A,CLP1	LLXMC-1-A1	___ ___ ___	713336	375241	A-88-0Z	C9J020291	020		SOLID	2	1

REQUESTED BY: MODIM

METHOD: OZ Solids, Percent Total (As TS-SM 20 2540G)

STORAGE LOCATION	WORK ORDER #	PICKED CNTR#	CONTROL #	CLIENT #	ANALYSIS	LOTID	SMP#	SFX	MATRIX DESCRIPTION	QTY RCVD	QTY REQD

RELINQUISHED BY	RECEIVED BY	DATE/TIME
Faust	Manni Modi	10.7.09 18:45
Manni Modi		10.7.09 20:19

***** END OF REPORT *****

PSR024 10/07/09 16:17:57 MT SAMPLE CUSTODIAN REMOVAL REQUEST PAGE 001

REQUESTED BY: **MODIM**

METHOD: 0Z Solids, Percent Total (As TS-SM 20 2540G)

9280531

STORAGE LOCATION	WORK ORDER #	PICKED CNTR#	CONTROL #	CLIENT #	ANALYSIS	LOTID	SMP#	SFX	MATRIX DESCRIPTION	QTY RCVD	QTY REQD
~~SUB~~	~~LLVRX-1-AC~~		~~713310~~	~~098503~~	~~A-88-0Z~~	~~H9J020103~~	~~006~~	~~SOLID~~		1	1
SUB	LLVR7-1-AC		713311	098503	A-88-0Z	H9J020103	007	SOLID		1	1
SUB 13B	LLV00-1-AC		713312	098503	A-88-0Z	H9J020117	001	SOLID	MM 10-7-09	1	1
SUB	LLV03-1-AC		713313	098503	A-88-0Z	H9J020117	002	SOLID		1	1
~~SUB~~ 14B	~~LL094-1-AC~~		~~713314~~	~~098503~~	~~A-88-0Z~~	~~H9J050110~~	~~003~~	~~SOLID~~		1	1
14D	LL42D-1-AC		713315	052195	A-88-0Z	C9J070170	001	SOLID		1	1
14D	LL42P-1-AC		713316	052195	A-88-0Z	C9J070170	002	SOLID		1	1

RELINQUISHED BY	RECEIVED BY	DATE/TIME
P Zaruk	Manni Modi	10-7-09 18:45
Manni Modi		10-7-09 20:15

***** END OF REPORT *****

PSR024 10/07/09 16:21:41 MT SAMPLE CUSTODIAN REMOVAL REQUEST PAGE 001

REQUESTED BY: MODIM

METHOD: 0Z Solids, Percent Total (As TS-SM 20 2540G) 1280531

STORAGE LOCATION	WORK ORDER #	PICKED CNTR#	CONTROL #	CLIENT #	ANALYSIS	LOTID	SMP#	SFX	MATRIX DESCRIPTION	QTY RCVD	QTY REQD
13A,CLP1	LLXNA-1-A1	___ ___ ___	713357	375241	A-88-0Z	C9J020291	041		SOLID	2	1
13A,CLP1	LLXNC-1-A1	___ ___ ___	713358	375241	A-88-0Z	C9J020291	042		SOLID	2	1
13A,CLP1	LLXND-1-A1	___ ___ ___	713359	375241	A-88-0Z	C9J020291	043		SOLID	2	1
13A,CLP1	LLXNG-1-A1	___ ___ ___	713360	375241	A-88-0Z	C9J020291	044		SOLID	2	1
13A,CLP1	LLXNH-1-A1	___ ___ ___	713361	375241	A-88-0Z	C9J020291	045		SOLID	2	1
13A,CLP1	LLXNJ-1-A1	___ ___ ___	713362	375241	A-88-0Z	C9J020291	046		SOLID	2	1
13A,CLP1	LLXNK-1-A1	___ ___ ___	713363	375241	A-88-0Z	C9J020291	047		SOLID	2	1
13A,CLP1	LLXNL-1-A1	___ ___ ___	713364	375241	A-88-0Z	C9J020291	048		SOLID	2	1

RELINQUISHED BY	RECEIVED BY	DATE/TIME
[signature]	Manasi Modhi	10-7-09 18:45
Manasi Modhi	[signature]	10-7-09 20:15

***** END OF REPORT *****

Upload

TestAmerica Pittsburgh

Hexavalent Chromium Log Sheet

3060A/7196A (Soils) - DOD

10/20/09 6:21 PM

Batch	Lot Number	SDG
9291016		
Lot Number		
C9J020291		

Absorbance	Solid Stds* mg/kg
0.000	0.00
0.009	0.40
0.041	2.00
0.082	4.00
0.200	10.00
0.386	20.00
0.788	40.00

*Based on 2.5g to 100mL digestion

Corr. Coef. = 0.9999

Wavelength=540mm

Slope: 0.0196

Intercept: 0.0012

Analyst:	Michael Wesoloski		
Date:	10/20/09		
Acetone Lot#:	OP0080-09		
Diphenylcarbazide Lot#:	WC4541-09		
Digestion Solution ID:	WC4437/4438-09		
Phosphate Buffer ID:	Std 3280-09		
Sulfuric Acid ID:	Std 3544-09		
Nitric Acid ID:	Std 3552-09		
Magnesium Chloride ID:	Std 2854-09		
Start Time:	16:30		
Pipet #:	H30608		
Thermometer ID:	Wet 33		
Hot Plate/Water Bath Temp(90-95°C):	92.5		
Balance ID:	25606		
CCV ID#:	Std 3542-09		
True Value:	20.00	Range:	+/- 10%
Prep:	08/13/09	Exp:	02/13/10
LCS Soluble ID#:	STD3543-09		
True Value:	20.00	Range:	+/- 10%
Prep:	08/13/09	Exp:	02/13/10
LCS Insoluble ID#:	Std 0161-07		
True Value:	708.00	Range:	+/- 10%
Prep:	03/02/07	Exp:	03/02/10
Post Spike ID#:	STD 3543-09		
True Value:	30.00	Range:	+/- 15%
Prep:	08/13/09	Exp:	2/13/10

Relative % Difference of Sample Duplicate

X1 = Original X2 = Duplicate

$$100 \times \left(\frac{X1 - X2}{(X1 + X2) / 2} \right) = 0.00$$

Sample ID: LLXLX1A2-X

Sample Soluble % Recovery

Final Conc. Smp Sol - Final Conc. of Orig. Smp

$$100 \times \left(\frac{1.182 - 0.000}{19.69} \right) = 6.00$$

Sample ID: LLXLA1C7-SS

Sample Insoluble % Recovery

Final Conc. Smp Insol - Final Conc. Of Orig. Smp

$$100 \times \left(\frac{2.440 - 0.000}{722.45} \right) = 0.34$$

Sample ID: LLXLA1C9-SI

Post Digestion Spike % Recovery

Final Conc. Post Spike - Final Conc. Orig. Smp

$$100 \times \left(\frac{0.000 - 0.000}{29.53} \right) = 0.00$$

Sample ID: LLXLA1DE-PS

Get % Recovery and RPD

TestAmerica Pittsburgh

10/20/09 6:21 PM

Upload

Hexavalent Chromium Log Sheet

3060A/7196A (Soils) - DOD

X=Dup SS=Sample Soluble SI=Sample Insoluble PS = Post Spike

Work Order	Suffix	Time	Absorb	Blank	Absorb	Conc Smp	Dilution Factor	Final Conc (mg/kg)	LDL	% Rec	RPD	Smp Wght	Adj. Dil
ICV1		16:30	.409	.000	.409	20.806	1	20.806	0.400	104.03		2.5	1.000
ICB1		16:31	.000	.000	.000	-.061	1	-0.061	0.400			2.5	1.000
LCS-Soluble	SS	16:32	.357	.000	.357	18.153	1	18.153	0.400	90.77		2.5	1.000
LCS-Insoluble	SI	16:33	.271	.000	.271	13.765	50	688.265	20.000	97.21		2.5	50.000
MB		16:34	.000	.000	.000	-.061	1	-0.061	0.400			2.5	1.000
LLXLA1A1		16:35	.046	.045	.001	-.010	1	-0.010	0.394			2.54	0.984
LLXLA1C7	SS	16:36	.069	.045	.024	1.163	1	1.182	0.394	6.00		2.54	0.984
LLXLA1C9	SI	16:37	.095	.045	.050	2.490	1	2.440	0.408	0.34		2.45	1.020
LLXLA1DE	PS	16:38	.046	.045	.001	-.010	1	-0.010	0.394	0.00		2.54	0.984
LLXLA1C8	X	16:39	.056	.055	.001	-.010	1	-0.010	0.402		0.00	2.49	1.004
LLXLG1AC		16:40	.042	.042	.000	-.061	1	-0.061	0.400			2.5	1.000
LLXLH1AC		16:41	.009	.008	.001	-.010	1	-0.010	0.400			2.5	1.000
CCV2		16:42	.407	.000	.407	20.704	1	20.704	0.400	103.52		2.5	1.000
CCB2		16:43	.000	.000	.000	-.061	1	-0.061	0.400			2.5	1.000
LLXLJ1AC		16:44	.018	.015	.003	.092	1	0.091	0.402			2.49	1.004
LLXLK1AC		16:45	.050	.049	.001	-.010	1	-0.010	0.394			2.54	0.984
LLXLL1AC		16:46	.026	.024	.002	.041	1	0.040	0.408			2.45	1.020
LLXLM1AC		16:47	.018	.018	.000	-.061	1	-0.062	0.394			2.54	0.984
LLXLP1AC		16:48	.040	.040	.000	-.061	1	-0.062	0.395			2.53	0.988
LLXLT1AC		16:49	.028	.027	.001	-.010	1	-0.010	0.400			2.5	1.000
LLXLV1AC		16:50	.009	.008	.001	-.010	1	-0.010	0.403			2.48	1.008
LLXLX1AC		16:51	.015	.015	.000	-.061	1	-0.060	0.407			2.46	1.016
LLXLX1A2	X	16:52	.016	.016	.000	-.061	1	-0.061	0.400		0.00	2.5	1.000
LLXL01AC		16:53	.017	.016	.001	-.010	1	-0.010	0.402			2.49	1.004
CCV3		16:54	.408	.000	.408	20.755	1	20.755	0.400	103.78		2.5	1.000
CCB3		16:55	.000	.000	.000	-.061	1	-0.061	0.400			2.5	1.000
LLXL11AC		16:56	.020	.018	.002	.041	1	0.041	0.402			2.49	1.004
LLXL21AC		16:57	.014	.013	.001	-.010	1	-0.010	0.395			2.53	0.988
LLXL31AC		16:58	.011	.011	.000	-.061	1	-0.060	0.407			2.46	1.016
LLXL51AC		16:59	.011	.011	.000	-.061	1	-0.061	0.400			2.5	1.000
LLXL61AC		17:00	.021	.020	.001	-.010	1	-0.010	0.397			2.52	0.992
LLXL81AC		17:01	.006	.005	.001	-.010	1	-0.010	0.405			2.47	1.012
LLXMA1AC		17:02	.009	.008	.001	-.010	1	-0.010	0.403			2.48	1.008
LLXMC1AC		17:03	.036	.034	.002	.041	1	0.040	0.407			2.46	1.016
CCV4		17:04	.407	.000	.407	20.704	1	20.704	0.400	103.52		2.5	1.000
CCB4		17:05	.000	.000	.000	-.061	1	-0.061	0.400			2.5	1.000

OTV 10.20.09

TestAmerica Pittsburgh

10/20/09 6:21 PM

Upload

Hexavalent Chromium Log Sheet

3060A/7196A (Soils) - DOD

mrw 10.30.09

Analyst: [signature] Date: 10.30.09

Reviewed By: -- See DRC -- Date: ——

C9J020291

7027

(7001 - 7065)

Hexavalent Chromium Calibration Curve

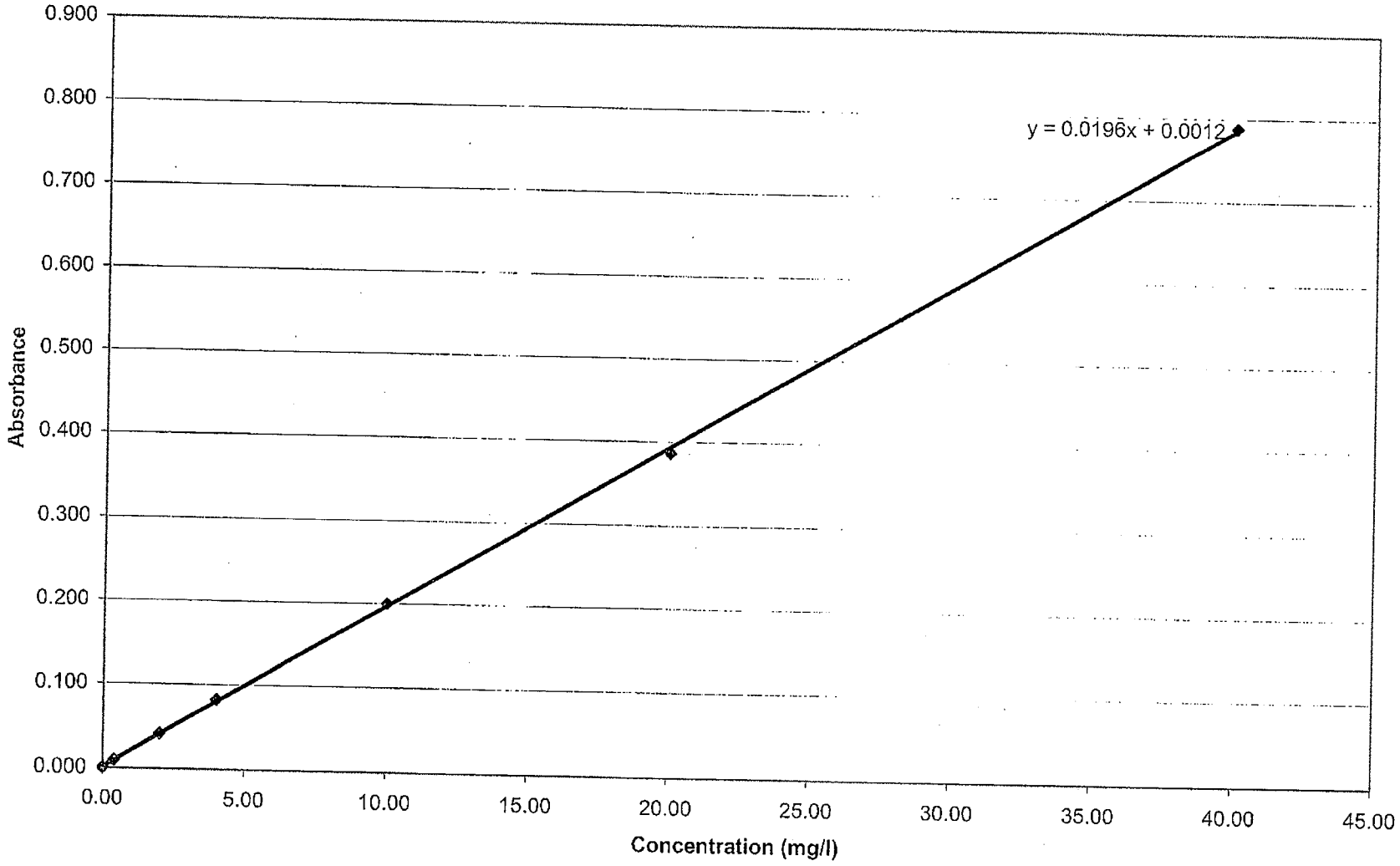

Analyst: [signature] Date: 10-20-09
Lot #: C9J020291
SDG: —
Sample #: -001
Eh value (mV) 179 PH 5.57

SD-07-01

FIGURE 2
Eh/pH PHASE DIAGRAM

The dashed lines define Eh-pH boundaries commonly encountered in soils and sediments.

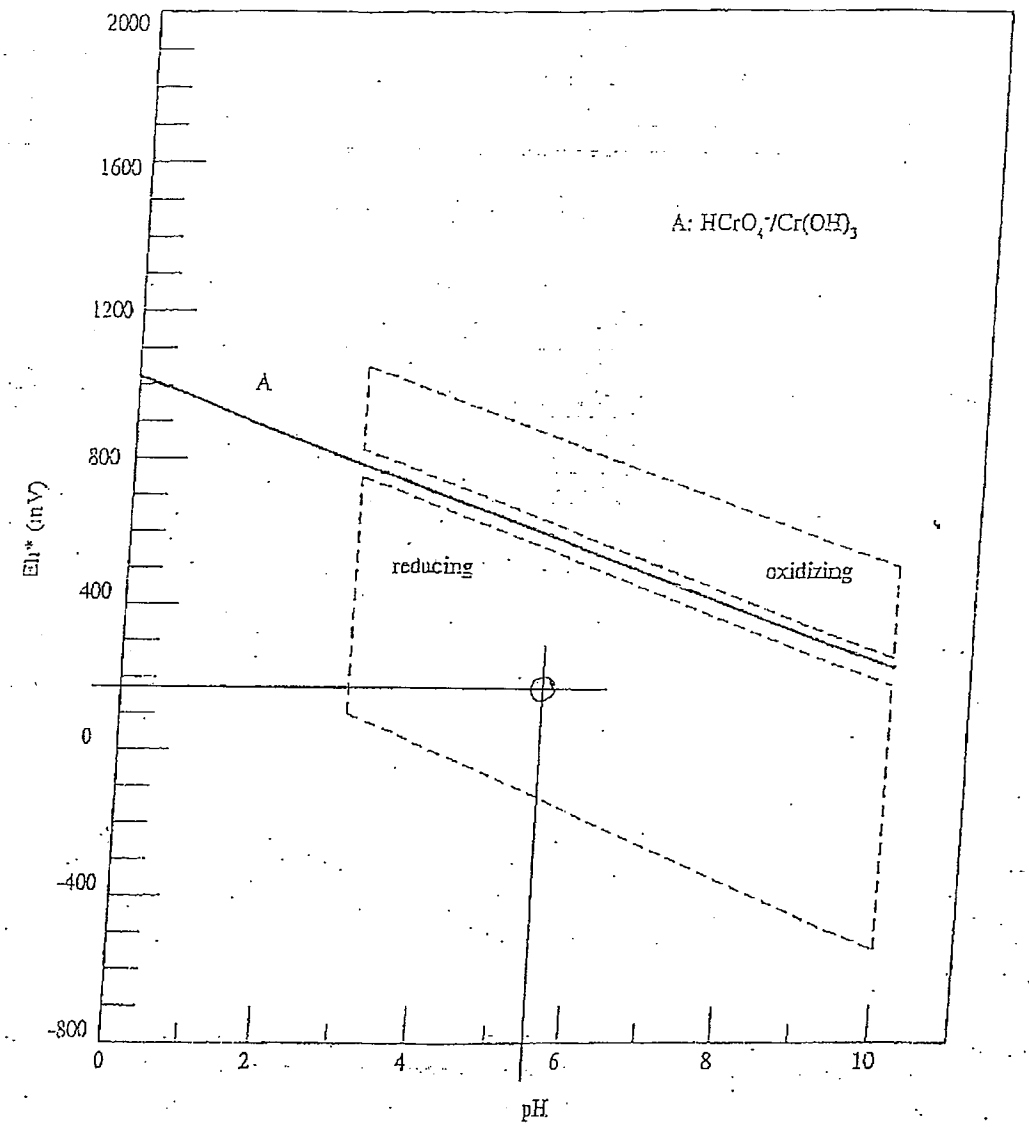

* Note the Eh values plotted on this diagram are corrected for the reference electrode voltage; 244 mV units must be added to the measured value when a separate calomel electrode is used, or 199 mV units must be added if a combination platinum electrode is used.

TestAmerica Pittsburgh

Alkaline Digestate Log for Hexavalent Chromium

Logbook ID: WC0000096-9291016

Method: 3060A	Date: 10-17-2009	Analyst: KEN BALAZIC	Precision 50 Temp (Target Temp Range 90-95 C) 92.1 @ 12:25, 92.5 @ 12:55, 92.5 @ 13:25	C9J020291
Matrix: SOLID	Pipet#: H30608	Thermometer ID: WET33		
Filter Paper Lot/Mfg: NALGENE 1000360		Balance #: 25606		

Reagent IDs:
Phosphate BufferID: STD3280-09
Cr6 Digestion Solution: WC4437/WC4438-09
MS Solution ID: STD3543-9
MgC12 Standard ID: STD2854-09

	Sample ID		Initial Weight/Volume(g/mL)		Start Time	End Time	Initial PH	Date	Final PH	Date	Final Volume(mL)	Comments
1	MB		2.50	50	12:25	13:25	7.17	10-20-09	2.0	10-20-09	100mL	
2	LCS-INSOL		2.50				7.45					+0.011g OF STD0161-07
3	LCS-SOL		2.50				7.35					+1.0mL OF STD3543-09
4	LLXL0	C9J020291-12	2.49				7.49					
5	LLXL1	C9J020291-13	2.49				7.39					
6	LLXL2	C9J020291-14	2.53				7.40					
7	LLXL3	C9J020291-15	2.46				7.31					
8	LLXL5	C9J020291-16	2.50				7.60					
9	LLXL6	C9J020291-17	2.52				7.42					
10	LLXL8	C9J020291-18	2.47				7.26					
11	LLXLA	C9J020291-1	2.54				7.44					
12	LLXLA S	C9J020291-1 Insol	2.45				7.28					
13	LLXLA S	C9J020291-1 Sol	2.54				7.23					+0.011g OF STD0161-07
14	LLXLA X	C9J020291-1 X	2.49				7.25					+1.0mL OF STD3543-09
15	LLXLG	C9J020291-2	2.50				7.21					
16	LLXLH	C9J020291-3	2.53				7.46					
17	LLXLJ	C9J020291-4	2.49				7.39					
18	LLXLK	C9J020291-5	2.54				7.30					
19	LLXLL	C9J020291-6	2.45				7.25					
20	LLXLM	C9J020291-7	2.54				7.60					
21	LLXLP	C9J020291-8	2.53				7.39					
22	LLXLT	C9J020291-9	2.50				7.40					
23	LLXLV	C9J020291-10	2.48				7.28					
24	LLXLX	C9J020291-11	2.46				7.30					
25	LLXLX X	C9J020291-11	2.50				7.32					
26	LLXMA	C9J020291-19	2.48				7.48					
27	LLXMC	C9J020291-20	2.46				7.42					

Digestate(s) (record line # from above)	Digestate(s) Received Date	Time	Analyst	Location	Digestate(s) Relinquished Date	Time	Analyst	Location
ALL ABOVE	10-17-09	14:10	KAB	WC	10-17-09	14:10	KAB	BOO
ALL ABOVE	10-19-09	16:15	KAB	BOO	10-19-09	16:15	KAB	WC
ALL ABOVE	10-20-09	09:00	MW	WC	10-20-09	17:10	MW	Sample analysis + Sample disposal

Reviewed by: [signature] Date: 10-20-09 Batch Number: 9291016

Printed On: 10/19/2009 3:18:14PM

(BATCH A)

PSR024 10/17/09 6:13:32 MT SAMPLE CUSTODIAN REMOVAL REQUEST

REQUESTED BY: BALAZICK

METHOD: EA Chromium, Hexavalent (7196A)

9291016 (A) / 9292366 (B)

STORAGE LOCATION	WORK ORDER #	PICKED CNTR#	CONTROL #	CLIENT #	ANALYSIS	LOTID	SMP#	SFX	MATRIX DESCRIPTION	QTY RCVD	QTY REQD
13A,CLP1	LLXLA-1-A1	___ ___ ___	719626	375241	A-DW-EA	C9J020291	001	QC	SOLID	2	1
13A,CLP1	LLXLG-1-AC	___ ___ ___	719627	375241	A-DW-EA	C9J020291	002		SOLID	2	1
13A,CLP1	LLXLH-1-AC	___ ___ ___	719628	375241	A-DW-EA	C9J020291	003		SOLID	2	1
13A,CLP1	LLXLJ-1-AC	___ ___ ___	719629	375241	A-DW-EA	C9J020291	004		SOLID	2	1
13A,CLP1	LLXLK-1-AC	___ ___ ___	719630	375241	A-DW-EA	C9J020291	005		SOLID	2	1
13A,CLP1	LLXLL-1-AC	___ ___ ___	719631	375241	A-DW-EA	C9J020291	006		SOLID	2	1
13A,CLP1	LLXLM-1-AC	___ ___ ___	719632	375241	A-DW-EA	C9J020291	007		SOLID	2	1
13A,CLP1	LLXLP-1-AC	___ ___ ___	719633	375241	A-DW-EA	C9J020291	008		SOLID	2	1
13A,CLP1	LLXLT-1-AC	___ ___ ___	719634	375241	A-DW-EA	C9J020291	009		SOLID	2	1
13A,CLP1	LLXLV-1-AC	___ ___ ___	719635	375241	A-DW-EA	C9J020291	010		SOLID	2	1
13A,CLP1	LLXLX-1-AC	___ ___ ___	719636	375241	A-DW-EA	C9J020291	011	X	SOLID	2	1
13A,CLP1	LLXL0-1-AC	___ ___ ___	719637	375241	A-DW-EA	C9J020291	012		SOLID	2	1
13A,CLP1	LLXL1-1-AC	___ ___ ___	719638	375241	A-DW-EA	C9J020291	013		SOLID	2	1
13A,CLP1	LLXL2-1-AC	___ ___ ___	719639	375241	A-DW-EA	C9J020291	014		SOLID	2	1
13A,CLP1	LLXL3-1-AC	___ ___ ___	719640	375241	A-DW-EA	C9J020291	015		SOLID	2	1
13A,CLP1	LLXL5-1-AC	___ ___ ___	719641	375241	A-DW-EA	C9J020291	016		SOLID	2	1
13A,CLP1	LLXL6-1-AC	___ ___ ___	719642	375241	A-DW-EA	C9J020291	017		SOLID	2	1
13A,CLP1	LLXL8-1-AC	___ ___ ___	719643	375241	A-DW-EA	C9J020291	018		SOLID	2	1
13A,CLP1	LLXMA-1-AC	___ ___ ___	719644	375241	A-DW-EA	C9J020291	019		SOLID	2	1
13A,CLP1	LLXMC-1-AC	___ ___ ___	719645	375241	A-DW-EA	C9J020291	020		SOLID	2	1

REQUESTED BY: BALAZICK

METHOD: EA Chromium, Hexavalent (7196A)

STORAGE LOCATION	WORK ORDER #	PICKED CNTR#	CONTROL #	CLIENT #	ANALYSIS	LOTID	SMP#	SFX	MATRIX DESCRIPTION	QTY RCVD	QTY REQD

RELINQUISHED BY	RECEIVED BY	DATE/TIME
		10-17-09 0836
		10-17-09 1612

***** END OF REPORT *****

Upload

TestAmerica Pittsburgh

Hexavalent Chromium Log Sheet

3060A/7196A (Soils) - DOD

10/21/2009 1:24 AM

Batch	Lot Number	SDG
9291017		
Lot Number		
C9J020291		

Absorbance	Solid Stds* mg/kg
0.000	0.00
0.009	0.40
0.041	2.00
0.082	4.00
0.200	10.00
0.386	20.00
0.788	40.00

*Based on 2.5g to 100mL digestion

Corr. Coef. = 0.9999

Wavelength=540mm

Slope: 0.0196

Intercept: 0.0012

Analyst:	Ken Balazic		
Date:	10/20/09		
Acetone Lot#:	OP0080-09		
Diphenylcarbazide Lot#:	WC4508-09		
Digestion Solution ID:	WC4437/4438-09		
Phosphate Buffer ID:	Std 3280-09		
Sulfuric Acid ID:	Std 3544-09		
Nitric Acid ID:	Std 3552-09		
Magnesium Chloride ID:	Std 2854-09		
Start Time:	19:40		
Pipet #:	H30608		
Thermometer ID:	Wet 33		
Hot Plate/Water Bath Temp(90-95°C):	92.5		
Balance ID:	25606		
CCV ID#:	Std 3542-09		
True Value:	20.00	Range:	+/- 10%
Prep:	08/13/09	Exp:	02/13/10
LCS Soluble ID#:	STD3543-09		
True Value:	20.00	Range:	+/- 10%
Prep:	08/13/09	Exp:	02/13/10
LCS Insoluble ID#:	Std 0161-07		
True Value:	708.00	Range:	+/- 10%
Prep:	03/02/07	Exp:	03/02/10
Post Spike ID#:	STD 3543-09		
True Value:	30.00	Range:	+/- 15%
Prep:	08/13/09	Exp:	2/13/2010

Relative % Difference of Sample Duplicate

X1 = Original X2 = Duplicate

$$100 \times \left(\frac{X1 - X2}{(X1 + X2)/2} \right) = 2.42$$

Sample ID: LLXMV1A2-X

Sample Soluble % Recovery

Final Conc. Smp Sol - Final Conc. of Orig. Smp

$$100 \times \left(\frac{0.793 - 0.000}{20.33} \right) = 3.90$$

Sample ID: LLXMD1A3-SS

Sample Insoluble % Recovery

Final Conc. Smp Insol - Final Conc. Of Orig. Smp

$$100 \times \left(\frac{7.661 - 0.000}{696.85} \right) = 1.10$$

Sample ID: LLXMD1A5-SI

Post Digestion Spike % Recovery

Final Conc. Post Spike - Final Conc. Orig. Smp

$$100 \times \left(\frac{0.000 - 0.000}{30.12} \right) = 0.00$$

Sample ID: LLXMD1A9-PS

X=Dup SS=Sample Soluble SI=Sample Insoluble PS = Post Spike

Get % Recovery and RPD

Work Order	Suffix	Time	Absorb	Blank	Absorb	Conc Smp	Dilution Factor	Final Conc (mg/kg)	LDL	% Rec	RPD	Smp Wght	Adj. Dil
ICV1		19:40	.389	.000	.389	19.786	1	19.786	0.400	98.93		2.5	1.000
ICB1		19:41	.000	.000	.000	-.061	1	-0.061	0.400			2.5	1.000

TestAmerica Pittsburgh

10/21/2009 1:24 AM

Upload

Hexavalent Chromium Log Sheet

3060A/7196A (Soils) - DOD

LCS-Soluble	SS	19:42	.367	.000	.367	18.663	1	18.663	0.400	93.32		2.5	1.000
LCS-Insoluble	SI	19:43	.275	.000	.275	13.969	50	698.469	20.000	98.65		2.5	50.000
MB		19:44	.000	.000	.000	-.061	1	-0.061	0.400			2.5	1.000
LLXMD1AC		19:45	.009	.008	.001	-.010	1	-0.010	0.402			2.49	1.004
LLXMD1A3	SS	19:46	.025	.008	.017	.806	1	0.793	0.407	3.90		2.46	1.016
LLXMD1A5	SI	19:47	.157	.008	.149	7.541	1	7.661	0.394	1.10		2.54	0.984
LLXMD1A9	PS	19:48	.008	.008	.000	-.061	1	-0.061	0.402	0.00		2.49	1.004
LLXMD1A4	X	19:49	.008	.005	.003	.092	1	0.093	0.397		0.00	2.52	0.992
LLXME1AC		19:50	.015	.013	.002	.041	1	0.041	0.398			2.51	0.996
LLXMF1AC		19:51	.002	.001	.001	-.010	1	-0.010	0.392			2.55	0.980
CCV2		19:52	.373	.000	.373	18.969	1	18.969	0.400	94.85		2.5	1.000
CCB2		19:53	.001	.000	.001	-.010	1	-0.010	0.400			2.5	1.000
LLXMG1AC		19:54	.024	.024	.000	-.061	1	-0.062	0.397			2.52	0.992
LLXMH1AC		19:55	.057	.051	.006	.245	1	0.250	0.392			2.55	0.980
LLXMJ1AC		19:56	.049	.048	.001	-.010	1	-0.010	0.407			2.46	1.016
LLXMK1AC		19:57	.021	.020	.001	-.010	1	-0.010	0.405			2.47	1.012
LLXML1AC		19:58	.035	.034	.001	-.010	1	-0.010	0.405			2.47	1.012
LLXMN1AC		19:59	.029	.027	.002	.041	1	0.040	0.403			2.48	1.008
LLXMP1AC		20:00	.011	.008	.003	.092	1	0.090	0.407			2.46	1.016
LLXMV1AC		20:01	.007	.004	.003	.092	1	0.092	0.398			2.51	0.996
LLXMV1A2	X	20:02	.005	.002	.003	.092	1	0.090	0.408		2.42	2.45	1.020
LLXMX1AC		20:03	.005	.004	.001	-.010	1	-0.010	0.403			2.48	1.008
CCV3		20:04	.375	.000	.375	19.071	1	19.071	0.400	95.36		2.5	1.000
CCB3		20:05	.000	.000	.000	-.061	1	-0.061	0.400			2.5	1.000
LLXM01AC		20:06	.024	.023	.001	-.010	1	-0.010	0.402			2.49	1.004
LLXM21AC		20:07	.025	.023	.002	.041	1	0.041	0.394			2.54	0.984
LLXM31AC		20:08	.023	.020	.003	.092	1	0.090	0.408			2.45	1.020
LLXM41AC		20:09	.018	.016	.002	.041	1	0.041	0.398			2.51	0.996
LLXM51AC		20:10	.015	.010	.005	.194	1	0.195	0.397			2.52	0.992
LLXM71AC		20:11	.021	.019	.002	.041	1	0.042	0.392			2.55	0.980
LLXM81AC		20:12	.019	.015	.004	.143	1	0.142	0.402			2.49	1.004
LLXM91AC		20:13	.020	.017	.003	.092	1	0.092	0.398			2.51	0.996
CCV4		20:14	.360	.000	.360	18.306	1	18.306	0.400	91.53		2.5	1.000
CCB4		20:15	.001	.000	.001	-.010	1	-0.010	0.400			2.5	1.000



Analyst: [signature] Date: 10-20-09

Reviewed By: "SEE ORC" Date: —

C9J020291

7034

(7001 - 7065)

Hexavalent Chromium Calibration Curve

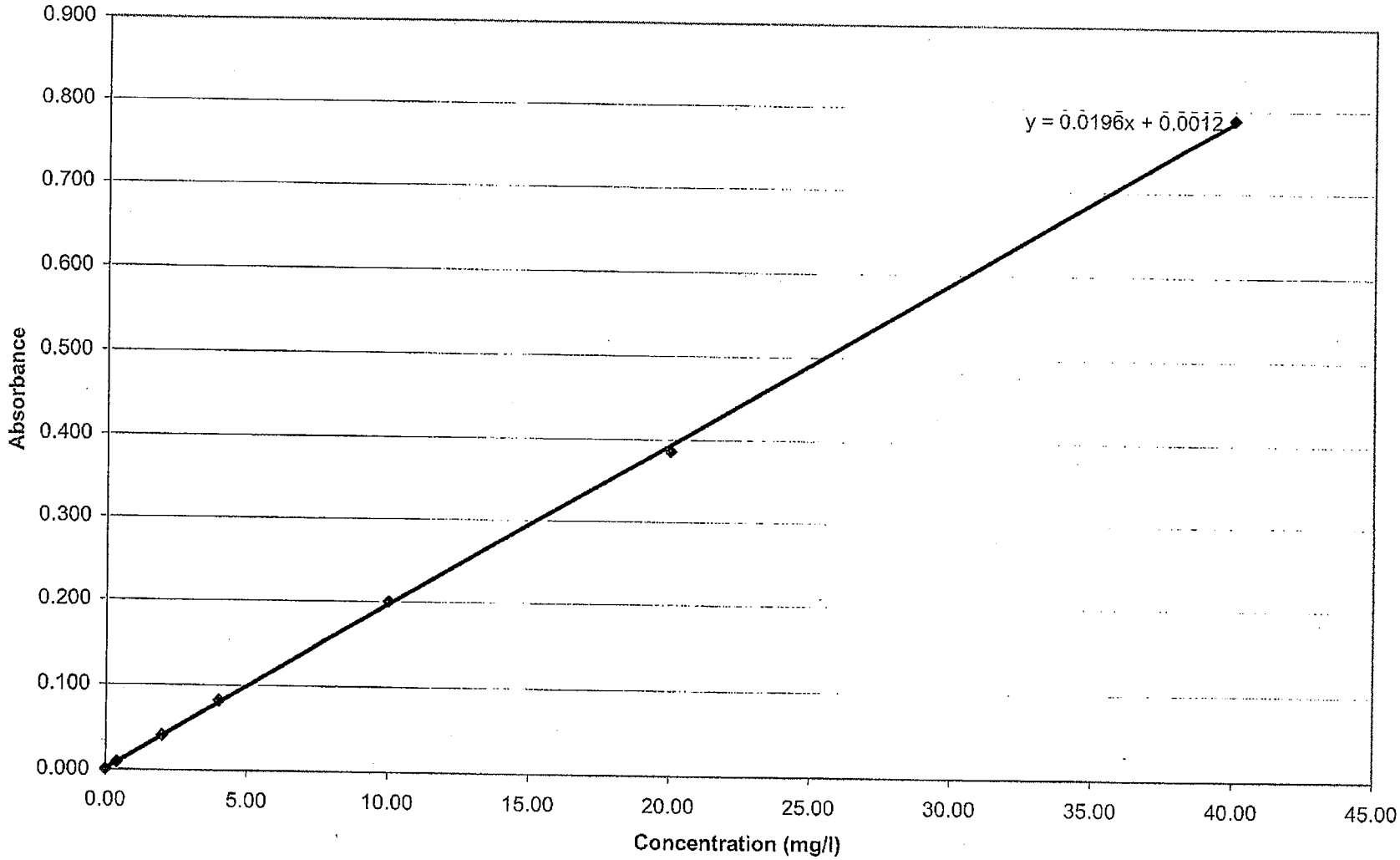

Analyst: Ken Barzi Date: 10-20-09
Lot #: C9J020291
SDG: —
Sample #: -021
Eh value (mV) 178 PH 5.63

SD-03-01

FIGURE 2
Eh/pH PHASE DIAGRAM

The dashed lines define Eh-pH boundaries commonly encountered in soils and sediments.

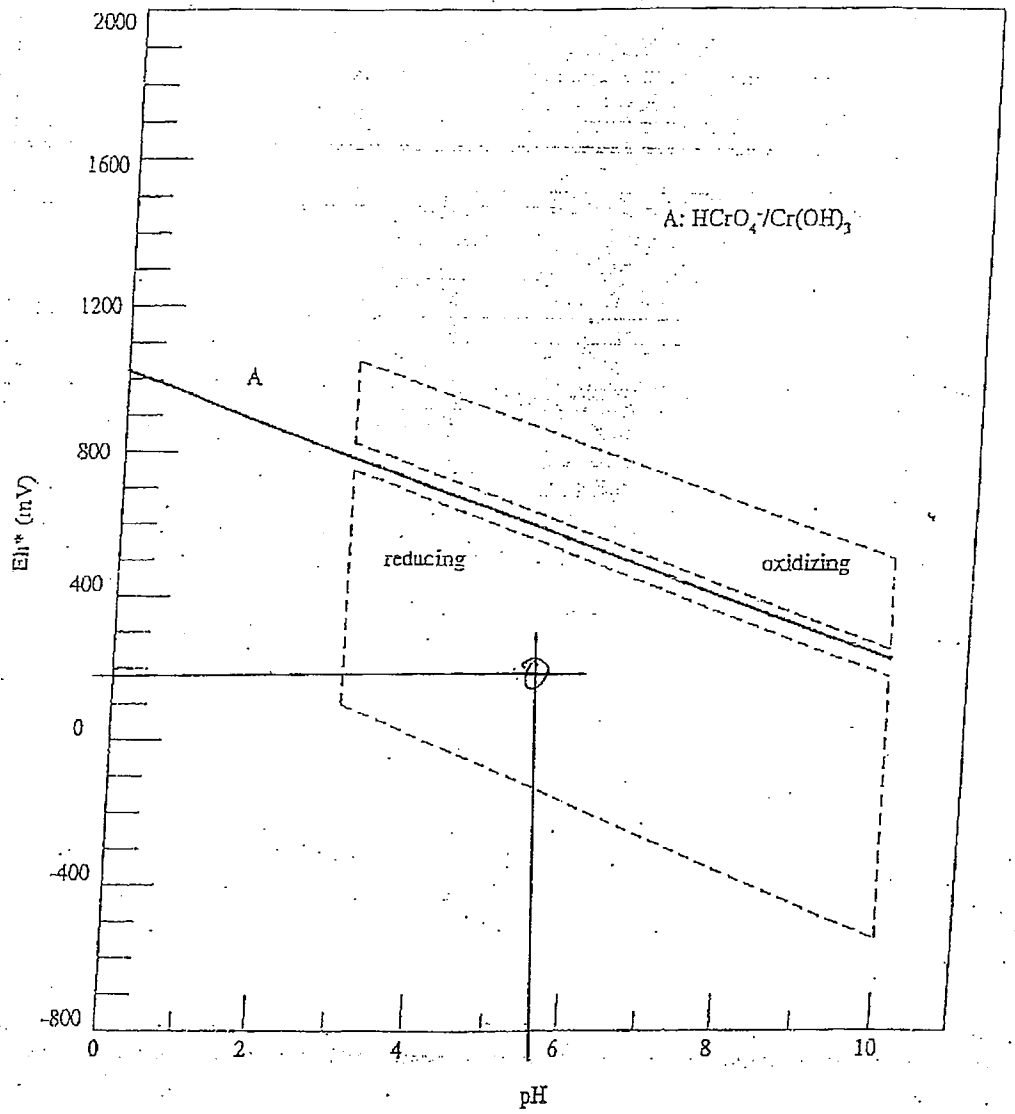

* Note the Eh values plotted on this diagram are corrected for the reference electrode voltage: 244 mV units must be added to the measured value when a separate calomel electrode is used, or 199 mV units must be added if a combination platinum electrode is used.

TestAmerica Pittsburgh

Alkaline Digestate Log for Hexavalent Chromium

Logbook ID: WC0000097-9291017

Method: 3060A	Date: 10-17-09	Analyst: KEN BALAZIC	Precision 50 Temp (Target Temp Range 90-95 C)	C9J020291	Reagent IDs:
Matrix: SOLID	Pipet#: H30608	Thermometer ID: WET 33	90.7 @ 15:00 92.4 @ 15:30 92.5 @ 16:00		Phosphate BufferID: STD 3280-09 Cr6 Digestion Solution: WC 4437/WC 4438-09 MS Solution ID: STD 3543-09 MgC12 Standard ID: STD 2854-09
Filter Paper Lot/Mfg:		Balance #: 25606			

Sample ID		Initial Weight/Volume(g/mL)		Start Time	End Time	Initial PH	Date	Final PH	Date	Final Volume(mL)	Comments
1. MB		2.50	50	15:00	16:00	7.56	10-20-09	2.0	10-20-09	100	
2 LCS-INSOL		2.50				7.61					
3. LCS-SOL		2.50				7.57					+0.011g of STD 0161-07
4. LLXM0	C9J020291-33	2.49				7.68					+1.0mL of STD 3543-09
5. LLXM2	C9J020291-34	2.54				7.14					
6. LLXM3	C9J020291-35 *	2.45				7.76					
7. LLXM4	C9J020291-36	2.51				7.57					
8. LLXM5	C9J020291-37 *	2.52				7.22					
9. LLXM7	C9J020291-38	2.55				7.61					
10. LLXM8	C9J020291-39 *	2.49				7.74					
11. LLXM9	C9J020291-40	2.51				7.37					
12. LLXMD	C9J020291-21	2.49				7.52					
13. LLXMD S	C9J020291-21 I	2.54				7.10					
14. LLXMD S	C9J020291-21 S	2.46				7.74					+0.011g of STD 0161-07
15. LLXMD X	C9J020291-21 X	2.52				7.88					+1.0mL of STD 3543-09
16. LLXME	C9J020291-22	2.51				7.71					
17. LLXMF	C9J020291-23	2.55				7.74					
18. LLXMG	C9J020291-24	2.52				7.68					
19. LLXMH	C9J020291-25	2.55				7.64					
20. LLXMJ	C9J020291-26	2.46				7.90					
21. LLXMK	C9J020291-27	2.47				7.47					
22. LLXML	C9J020291-28	2.47				7.27					
23. LLXMN	C9J020291-29	2.48				7.72					
24. LLXMP	C9J020291-30	2.46				7.79					
25. LLXMV	C9J020291-31	2.51				7.10					
26. LLXMV X	C9J020291-31 X	2.45				7.67					
27. LLXMX	C9J020291-32	2.48	↓	↓	↓	7.65	↓	↓	↓	↓	

KAB 10-17-09

Digestate(s) (record line # from above)	Digestate(s) Received Date	Time	Analyst	Location	Digestate(s) Relinquished Date	Time	Analyst	Location
ALL ABOVE	10-17-09	16:15	KAB	WC	10-17-09	16:15	KAB	BOD
ALL ABOVE	10-19-09	20:00	KAB	BOD	10-19-09	20:00	KAB	WC
ALL ABOVE	10-20-09	22:00	WB	BOD	10-20-09	22:00	KAB	DISPOSED

Reviewed by: [signature] Date: 10-20-09 Batch Number: 9291017

(BATCH A)

Printed On: 10/19/2009 3:42:43PM

PSR024 10/17/09 6:14:30 MT SAMPLE CUSTODIAN REMOVAL REQUEST PAGE 001

REQUESTED BY: BALAZICK

METHOD: EA Chromium, Hexavalent (7196A)

(Batch A) 9291017 / (Batch B) MNV 10-19-09 ~~9290~~ 9292367

STORAGE LOCATION	WORK ORDER #	PICKED CNTR#	CONTROL #	CLIENT #	ANALYSIS	LOTID	SMP#	SFX	MATRIX DESCRIPTION	QTY RCVD	QTY REQD
13A,CLP1	LLXMD-1-AC	___ ___ ___	719646	375241	A-DW-EA	C9J020291	021	Q C	SOLID	2	1
13A,CLP1	LLXME-1-AC	___ ___ ___	719647	375241	A-DW-EA	C9J020291	022		SOLID	2	1
13A,CLP1	LLXMF-1-AC	___ ___ ___	719648	375241	A-DW-EA	C9J020291	023		SOLID	2	1
13A,CLP1	LLXMG-1-AC	___ ___ ___	719649	375241	A-DW-EA	C9J020291	024		SOLID	2	1
13A,CLP1	LLXMH-1-AC	___ ___ ___	719650	375241	A-DW-EA	C9J020291	025		SOLID	2	1
13A,CLP1	LLXMJ-1-AC	___ ___ ___	719651	375241	A-DW-EA	C9J020291	026		SOLID	2	1
13A,CLP1	LLXMK-1-AC	___ ___ ___	719652	375241	A-DW-EA	C9J020291	027		SOLID	2	1
13A,CLP1	LLXML-1-AC	___ ___ ___	719653	375241	A-DW-EA	C9J020291	028		SOLID	2	1
13A,CLP1	LLXMN-1-AC	___ ___ ___	719654	375241	A-DW-EA	C9J020291	029		SOLID	2	1
13A,CLP1	LLXMP-1-AC	___ ___ ___	719655	375241	A-DW-EA	C9J020291	030		SOLID	2	1
13A,CLP1	LLXMV-1-AC	___ ___ ___	719656	375241	A-DW-EA	C9J020291	031	X	SOLID	2	1
13A,CLP1	LLXMX-1-AC	___ ___ ___	719657	375241	A-DW-EA	C9J020291	032		SOLID	2	1
13A,CLP1	LLXM0-1-AC	___ ___ ___	719658	375241	A-DW-EA	C9J020291	033		SOLID	2	1
13A,CLP1	LLXM2-1-AC	___ ___ ___	719659	375241	A-DW-EA	C9J020291	034		SOLID	2	1
13A,CLP1	LLXM3-1-AC	___ ___ ___	719660	375241	A-DW-EA	C9J020291	035		SOLID	2	1
13A,CLP1	LLXM4-1-AC	___ ___ ___	719661	375241	A-DW-EA	C9J020291	036		SOLID	2	1
13A,CLP1	LLXM5-1-AC	___ ___ ___	719662	375241	A-DW-EA	C9J020291	037		SOLID	2	1
13A,CLP1	LLXM7-1-AC	___ ___ ___	719663	375241	A-DW-EA	C9J020291	038		SOLID	2	1
13A,CLP1	LLXM8-1-AC	___ ___ ___	719664	375241	A-DW-EA	C9J020291	039		SOLID	2	1
13A,CLP1	LLXM9-1-AC	___ ___ ___	719665	375241	A-DW-EA	C9J020291	040		SOLID	2	1

REQUESTED BY: BALAZICK

METHOD: EA Chromium, Hexavalent (7196A)

STORAGE LOCATION	WORK ORDER #	PICKED CNTR#	CONTROL #	CLIENT #	ANALYSIS	LOTID	SMP#	SFX	MATRIX DESCRIPTION	QTY RCVD	QTY REQD

RELINQUISHED BY	RECEIVED BY	DATE/TIME
		10-17-09 0826
		10-17-09 1617

***** END OF REPORT *****

TestAmerica Pittsburgh

10/21/2009 1:53 AM

Upload

Hexavalent Chromium Log Sheet

3060A/7196A (Soils) - DOD

Batch	Lot Number	SDG
9291018		
Lot Number		
C9J020291		

Absorbance	Solid Stds* mg/kg
0.000	0.00
0.009	0.40
0.041	2.00
0.082	4.00
0.200	10.00
0.386	20.00
0.788	40.00

*Based on 2.5g to 100mL digestion

Corr. Coef. = 0.9999

Wavelength=540mm

Slope: 0.0196

Intercept: 0.0012

Analyst:	Ken Balazic		
Date:	10/20/09		
Acetone Lot#:	OP0080-09		
Diphenylcarbazide Lot#:	WC4508-09		
Digestion Solution ID:	WC4496/4497-09		
Phosphate Buffer ID:	Std 3280-09		
Sulfuric Acid ID:	Std 3544-09		
Nitric Acid ID:	Std 3552-09		
Magnesium Chloride ID:	Std 2854-09		
Start Time:	23:55		
Pipet #:	H30608		
Thermometer ID:	Wet 33		
Hot Plate/Water Bath Temp(90-95°C):	92.5		
Balance ID:	25606		
CCV ID#:	Std 3542-09		
True Value:	20.00	Range:	+/- 10%
Prep:	08/13/09	Exp:	02/13/10
LCS Soluble ID#:	STD3543-09		
True Value:	20.00	Range:	+/- 10%
Prep:	08/13/09	Exp:	02/13/10
LCS Insoluble ID#:	Std 0161-07		
True Value:	708.00	Range:	+/- 10%
Prep:	03/02/07	Exp:	03/02/10
Post Spike ID#:	STD 3543-09		
True Value:	30.00	Range:	+/- 15%
Prep:	08/13/09	Exp:	2/13/2010

Relative % Difference of Sample Duplicate

X1 = Original X2 = Duplicate

$$100 \times \left(\frac{X1 - X2}{(X1 + X2) / 2} \right) = 200.00$$

Sample ID: LLXNA1A4-X

Sample Soluble % Recovery

Final Conc. Smp Sol - Final Conc. of Orig. Smp

$$100 \times \left(\frac{0.091 - 0.040}{20.24} \right) = 0.25$$

Sample ID: LLXNA1A3-SS

Sample Insoluble % Recovery

Final Conc. Smp Insol - Final Conc. Of Orig. Smp

$$100 \times \left(\frac{177.349 - 0.040}{710.84} \right) = 24.94$$

Sample ID: LLXNA1A5-SI

Post Digestion Spike % Recovery

Final Conc. Post Spike - Final Conc. Orig. Smp

$$100 \times \left(\frac{0.091 - 0.040}{30.36} \right) = 0.17$$

Sample ID: LLXNA1A9-PS

X=Dup SS=Sample Soluble SI=Sample Insoluble PS = Post Spike

Get % Recovery and RPD

Work Order	Suffix	Time	Absorb	Blank	Absorb	Conc Smp	Dilution Factor	Final Conc (mg/kg)	LDL	% Rec	RPD	Smp Wght	Adj. Dil
ICV1		23:55	.403	.000	.403	20.500	1	20.500	0.400	102.50		2.5	1.000
ICB1		23:56	.000	.000	.000	-.061	1	-0.061	0.400			2.5	1.000

TestAmerica Pittsburgh

10/21/2009 1:53 AM

Upload

Hexavalent Chromium Log Sheet

3060A/7196A (Soils) - DOD

LCS-Soluble		23:57	.387	.000	.387	19.684	1	19.684	0.400	98.42		2.5	1.000
LCS-Insoluble		23:58	.281	.000	.281	14.276	50	713.776	20.000	100.82		2.5	50.000
MB		23:59	.000	.000	.000	-.061	1	-0.061	0.400			2.5	1.000
LLXNA1AC		0:00	.012	.010	.002	.041	1	0.040	0.405			2.47	1.012
LLXNA1A3	SS	0:01	.013	.010	.003	.092	1	0.091	0.405	0.25		2.47	1.012
LLXNA1A5	SI	0:02	.081	.010	.071	3.561	50	177.349	20.080	24.94		2.49	50.201
LLXNA1A9	PS	0:03	.013	.010	.003	.092	1	0.091	0.405	0.17		2.47	1.012
LLXNA1A4	X	0:04	.012	.013	-.001	-.112	1	-0.114	0.395		0.00	2.53	0.988
LLXNC1AC		0:05	.017	.013	.004	.143	1	0.141	0.407			2.46	1.016
LLXND1AC		0:06	.003	.003	.000	-.061	1	-0.062	0.392			2.55	0.980
CCV2		0:07	.402	.000	.402	20.449	1	20.449	0.400	102.24		2.5	1.000
CCB2		0:08	.000	.000	.000	-.061	1	-0.061	0.400			2.5	1.000
LLXNG1AC		0:09	.001	.001	.000	-.061	1	-0.062	0.397			2.52	0.992
LLXNH1AC		0:10	.007	.006	.001	-.010	1	-0.010	0.408			2.45	1.020
LLXNJ1AC		0:11	.004	.003	.001	-.010	1	-0.010	0.405			2.47	1.012
LLXNK1AC		0:12	.009	.001	.008	.347	1	0.347	0.400			2.5	1.000
LLXNL1AC		0:13	.012	.009	.003	.092	1	0.090	0.407			2.46	1.016
CCV3		0:14	.401	.000	.401	20.398	1	20.398	0.400	101.99		2.5	1.000
CCB3		0:15	.000	.000	.000	-.061	1	-0.061	0.400			2.5	1.000

Analyst: _____ Date: 10-20-09

Reviewed By: "See Raw" Date: —

C9J020291

7041

(7001 - 7065)

Hexavalent Chromium Calibration Curve

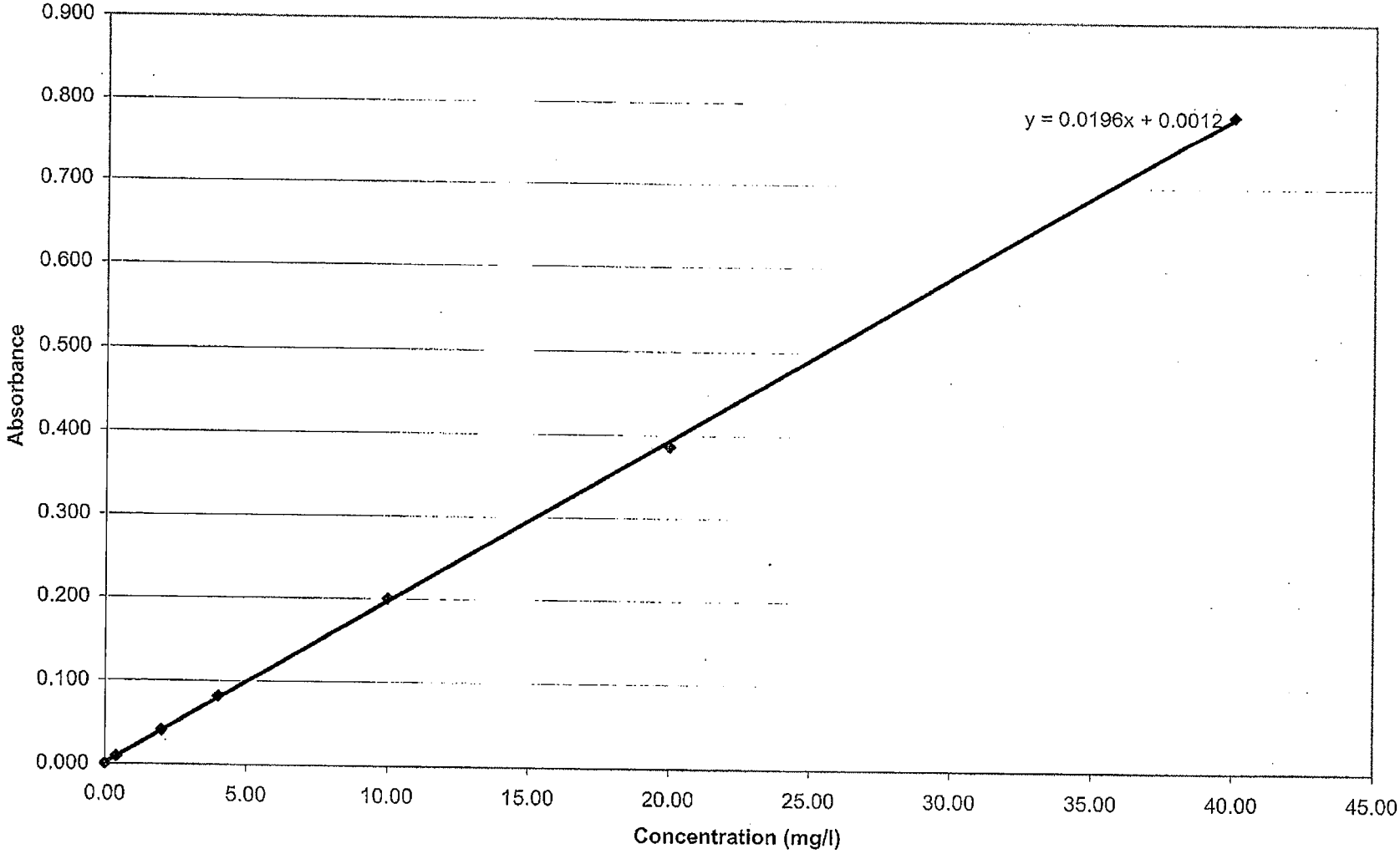

Analyst: KEN BAGLEY Date: 10-21-09
Lot #: C9J020291
SDG: —
Sample #: -041
Eh value (mV) 178 PH 5.66

SD-09-02

FIGURE 2
Eh/pH PHASE DIAGRAM

The dashed lines define Eh-pH boundaries commonly encountered in soils and sediments.

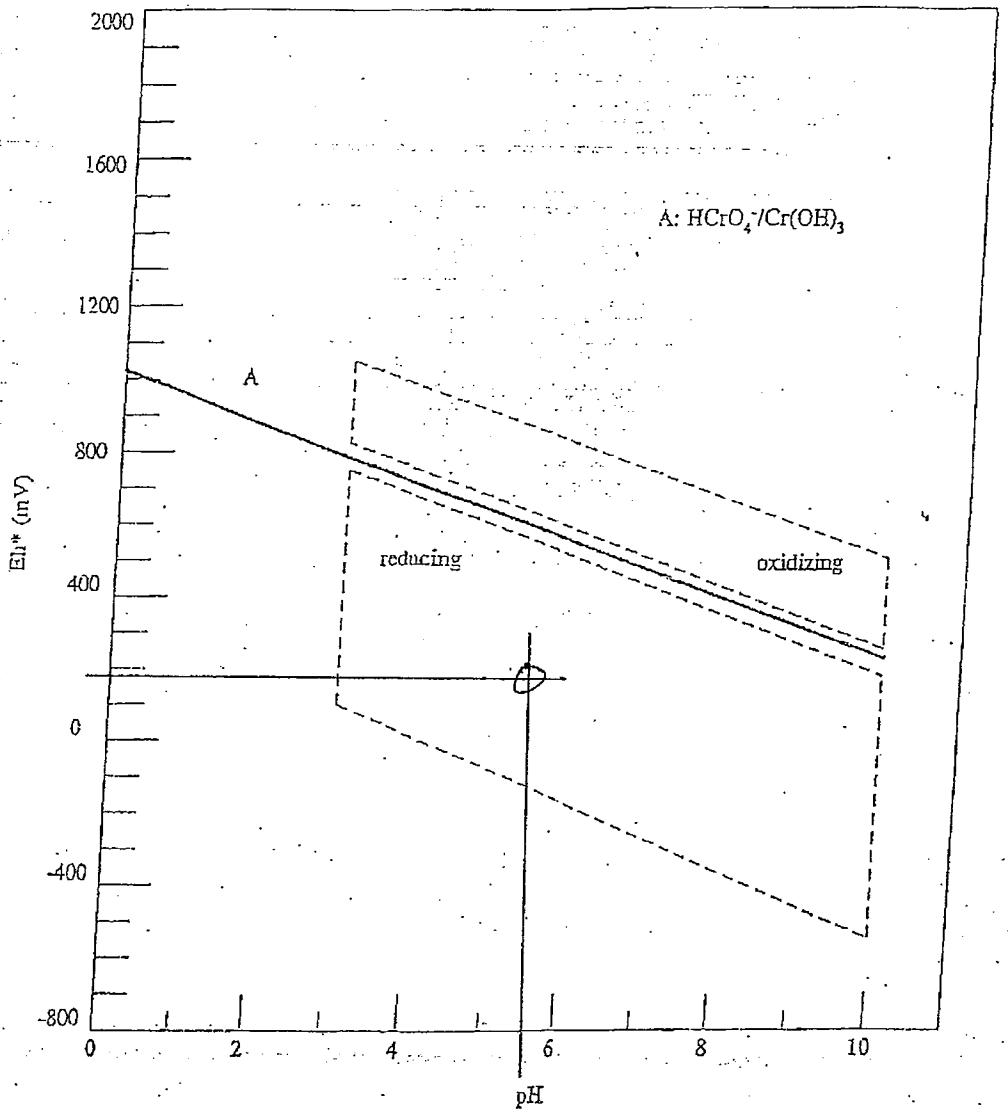

* Note the Eh values plotted on this diagram are corrected for the reference electrode voltage; 244 mV units must be added to the measured value when a separate calomel electrode is used, or 199 mV units must be added if a combination platinum electrode is used.

TestAmerica Pittsburgh

Alkaline Digestate Log for Hexavalent Chromium

Logbook ID: WCWCWCWC000009

Method: 3060A	Date: 10-18-2009	Analyst: KEN BALAZIC	Precision 50 Temp (Target Temp Range 90-95 C) 91.0 @ 11:00, 92.5 @ 11:30, 92.5 @ 12:00	C9J020291	Reagent IDs: Phosphate BufferID: STD3280-09; Cr6 Digestion Solution: WC4496-09/WC4497-09; MS Solution ID: STD3543-09; MgC12 Standard ID: STD2854-09
Matrix: SOLID	Pipet#: H30608	Thermometer ID: WET33			
Filter Paper Lot/Mfg: VALGWE 1000360		Balance #: 25606			

	Sample ID		Initial Weight/Volume(g/mL)		Start Time	End Time	Initial PH	Date	Final PH	Date	Final Volume(mL)	Comments
1	MB		2.50	50	11:00	12:00	7.22	10-20-09	2.0	10-20-09	100	~~KAB 10-18-09~~
2	LCS-INSOL		2.50				7.43					+0.011g OF STD0161-07
3	LCS-SOL		2.50				7.54					+1.0mL OF STD3543-09
4	LLXNA	C9J020291-41	2.47				7.36					KAB 10-18-09
5	LLXNA S	C9J020291-41 Insol	2.47				7.27					~~+0.011g OF STD0161-07~~
6	LLXNA S	C9J020291-41 Sol	2.44				7.84					~~+1.0mL OF STD3543-09~~
7	LLXNA X	C9J020291-41 X	2.53				7.08					
8	LLXNC	C9J020291-42	2.46				7.31					
9	LLXND	C9J020291-43	2.55				7.32					
10	LLXNG	C9J020291-44	2.52				7.63					
11	LLXNH	C9J020291-45	2.45				7.05					
12	LLXNJ	C9J020291-46	2.47				7.06					
13	LLXNK	C9J020291-47	2.50				7.85					
14	LLXNL	C9J020291-48	2.46				7.65					

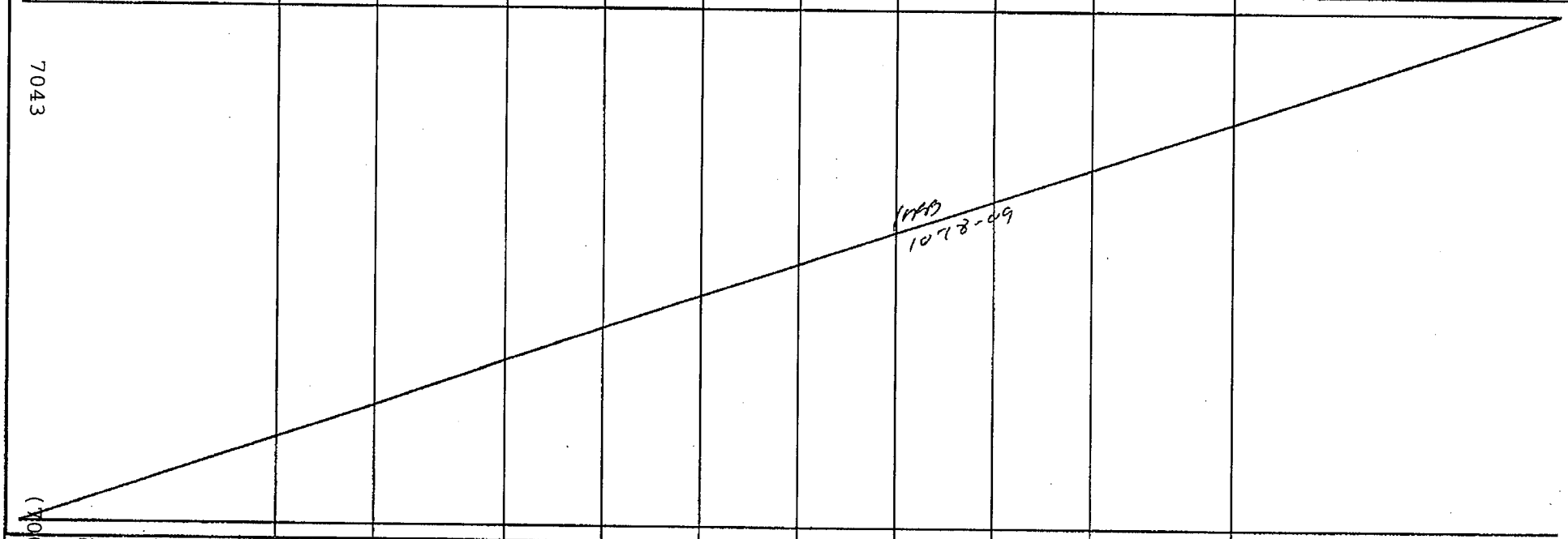

Digestate(s) (record line # from above)	Digestate(s) Received: Date	Time	Analyst	Location	Digestate(s) Relinquished: Date	Time	Analyst	Location
ALL ABOVE	10-18-09	13:30	KAB	WC	10-19-09	13:30	KAB	RMD
ALL ABOVE	10-19-09	23:00	KAB	RMD	10-20-09	23:00	KAB	WC
ALL ABOVE	10-20-09	23:50	KAB	RMD	10-20-09	23:50	KAB	DISPOSED

Reviewed by: [signature] Date: 10-20-09 Batch Number: 9291018

Printed On: 10/19/2009 10:23:27PM

(BATCH A)

PSR024 10/17/09 6:15:06 MT SAMPLE CUSTODIAN REMOVAL REQUEST

REQUESTED BY: BALAZICK

METHOD: EA Chromium, Hexavalent (7196A)

Batch A 9291018 / Batch B 9292395

STORAGE LOCATION	WORK ORDER #	PICKED CNTR#	CONTROL #	CLIENT #	ANALYSIS	LOTID	SMP#	SFX	MATRIX DESCRIPTION	QTY RCVD	QTY REQD
13A,CLP1	LLXNA-1-AC	___ ___ ___	719666	375241	A-DW-EA	C9J020291	041	QC	SOLID	2	1
13A,CLP1	LLXNC-1-AC	___ ___ ___	719667	375241	A-DW-EA	C9J020291	042		SOLID	2	1
13A,CLP1	LLXND-1-AC	___ ___ ___	719668	375241	A-DW-EA	C9J020291	043		SOLID	2	1
13A,CLP1	LLXNG-1-AC	___ ___ ___	719669	375241	A-DW-EA	C9J020291	044		SOLID	2	1
13A,CLP1	LLXNH-1-AC	___ ___ ___	719670	375241	A-DW-EA	C9J020291	045		SOLID	2	1
13A,CLP1	LLXNJ-1-AC	___ ___ ___	719671	375241	A-DW-EA	C9J020291	046		SOLID	2	1
13A,CLP1	LLXNK-1-AC	___ ___ ___	719672	375241	A-DW-EA	C9J020291	047		SOLID	2	1
13A,CLP1	LLXNL-1-AC	___ ___ ___	719673	375241	A-DW-EA	C9J020291	048		SOLID	2	1

RELINQUISHED BY	RECEIVED BY	DATE/TIME
		10-17-09 0826
		10-17-09 1617

***** END OF REPORT *****

Upload

TestAmerica Pittsburgh

Hexavalent Chromium Log Sheet

3060A/7196A (Soils) - DOD

10/20/09 6:33 PM

Batch	Lot Number	SDG
9292366		
Lot Number		
C9J020291		

Absorbance	Solid Stds* mg/kg
0.000	0.00
0.009	0.40
0.041	2.00
0.082	4.00
0.200	10.00
0.386	20.00
0.788	40.00

*Based on 2.5g to 100mL digestion

Corr. Coef. = 0.9999

Wavelength=540mm

Slope: 0.0196

Intercept: 0.0012

Analyst:	Michael Wesoloski		
Date:	10/20/09		
Acetone Lot#:	OP0080-09		
Diphenylcarbazide Lot#:	WC4508-09		
Digestion Solution ID:	WC4494/4495-09		
Phosphate Buffer ID:	Std 3280-09		
Sulfuric Acid ID:	Std 3544-09		
Nitric Acid ID:	Std 3552-09		
Magnesium Chloride ID:	Std 2854-09		
Start Time:	17:55		
Pipet #:	H30608		
Thermometer ID:	Wet 33		
Hot Plate/Water Bath Temp(90-95°C):	92.5		
Balance ID:	25606		
CCV ID#:	Std 3542-09		
True Value:	20.00	Range:	+/- 10%
Prep:	08/13/09	Exp:	02/13/10
LCS Soluble ID#:	STD3543-09		
True Value:	20.00	Range:	+/- 10%
Prep:	08/13/09	Exp:	02/13/10
LCS Insoluble ID#:	Std 0161-07		
True Value:	708.00	Range:	+/- 10%
Prep:	03/02/07	Exp:	03/02/10
Post Spike ID#:	STD 3543-09		
True Value:	30.00	Range:	+/- 15%
Prep:	08/13/09	Exp:	2/13/10

Relative % Difference of Sample Duplicate

X1 = Original X2 = Duplicate

$$100 \times \left(\frac{X1 - X2}{(X1 + X2) / 2} \right) = 0.00$$

Sample ID: LLXLX1A3-X

Sample Soluble % Recovery

Final Conc. Smp Sol - Final Conc. of Orig. Smp

$$100 \times \left(\frac{1.121 - 0.000}{19.84} \right) = 5.65$$

Sample ID: LLXLA1DA-SS

Sample Insoluble % Recovery

Final Conc. Smp Insol - Final Conc. Of Orig. Smp

$$100 \times \left(\frac{0.092 - 0.000}{705.18} \right) = 0.01$$

Sample ID: LLXLA1DD-SI

Post Digestion Spike % Recovery

Final Conc. Post Spike - Final Conc. Orig. Smp

$$100 \times \left(\frac{0.000 - 0.000}{30.24} \right) = 0.00$$

Sample ID: LLXLA1DG-PS

Get % Recovery and RPD

TestAmerica Pittsburgh

10/20/09 6:33 PM

Upload

Hexavalent Chromium Log Sheet

3060A/7196A (Soils) - DOD

X=Dup SS=Sample Soluble SI=Sample Insoluble PS = Post Spike

Work Order	Suffix	Time	Absorb	Blank	Absorb	Conc Smp	Dilution Factor	Final Conc (mg/kg)	LDL	% Rec	RPD	Smp Wght	Adj. Dil
ICV1		17:55	.402	.000	.402	20.449	1	20.449	0.400	102.24		2.5	1.000
ICB1		17:56	.000	.000	.000	-.061	1	-0.061	0.400			2.5	1.000
LCS-Soluble	SS	17:57	.365	.000	.365	18.561	1	18.561	0.400	92.81		2.5	1.000
LCS-Insoluble	SI	17:58	.271	.000	.271	13.765	50	688.265	20.000	97.21		2.5	50.000
MB		17:59	.000	.000	.000	-.061	1	-0.061	0.400			2.5	1.000
LLXLA2A1		18:00	.077	.076	.001	-.010	1	-0.010	0.403			2.48	1.008
LLXLA1DA	SS	18:01	.099	.076	.023	1.112	1	1.121	0.397	5.65		2.52	0.992
LLXLA1DD	SI	18:02	.079	.076	.003	.092	1	0.092	0.398	0.01		2.51	0.996
LLXLA1DG	PS	18:03	.077	.076	.001	-.010	1	-0.010	0.403	0.00		2.48	1.008
LLXLA1DC	X	18:04	.078	.077	.001	-.010	1	-0.010	0.402		0.00	2.49	1.004
LLXLG3AC		18:05	.044	.043	.001	-.010	1	-0.010	0.397			2.52	0.992
LLXLH2AC		18:06	.009	.008	.001	-.010	1	-0.010	0.407			2.46	1.016
CCV2		18:07	.401	.000	.401	20.398	1	20.398	0.400	101.99		2.5	1.000
CCB2		18:08	.000	.000	.000	-.061	1	-0.061	0.400			2.5	1.000
LLXLJ2AC		18:09	.013	.012	.001	-.010	1	-0.010	0.403			2.48	1.008
LLXLK2AC		18:10	.032	.032	.000	-.061	1	-0.062	0.392			2.55	0.980
LLXLL2AC		18:11	.034	.035	-.001	-.112	1	-0.113	0.398			2.51	0.996
LLXLM2AC		18:12	.038	.036	.002	.041	1	0.041	0.397			2.52	0.992
LLXLP2AC		18:13	.043	.042	.001	-.010	1	-0.010	0.392			2.55	0.980
LLXLT2AC		18:14	.049	.050	-.001	-.112	1	-0.113	0.397			2.52	0.992
LLXLV2AC		18:15	.016	.016	.000	-.061	1	-0.061	0.403			2.48	1.008
LLXLX2AC		18:16	.015	.015	.000	-.061	1	-0.061	0.403			2.48	1.008
LLXLX1A3	X	18:17	.017	.017	.000	-.061	1	-0.061	0.403		0.00	2.48	1.008
LLXL02AC		18:18	.019	.018	.001	-.010	1	-0.010	0.400			2.5	1.000
CCV3		18:19	.402	.000	.402	20.449	1	20.449	0.400	102.24		2.5	1.000
CCB3		18:20	.000	.000	.000	-.061	1	-0.061	0.400			2.5	1.000
LLXL12AC		18:21	.022	.020	.002	.041	1	0.040	0.403			2.48	1.008
LLXL22AC		18:22	.016	.015	.001	-.010	1	-0.010	0.394			2.54	0.984
LLXL32AC		18:23	.010	.010	.000	-.061	1	-0.060	0.405			2.47	1.012
LLXL52AC		18:24	.012	.012	.000	-.061	1	-0.062	0.394			2.54	0.984
LLXL62AC		18:25	.022	.021	.001	-.010	1	-0.010	0.395			2.53	0.988
LLXL82AC		18:26	.007	.006	.001	-.010	1	-0.010	0.392			2.55	0.980
LLXMA2AC		18:27	.010	.009	.001	-.010	1	-0.010	0.405			2.47	1.012
LLXMC2AC		18:28	.036	.035	.001	-.010	1	-0.010	0.402			2.49	1.004
CCV4		18:29	.403	.000	.403	20.500	1	20.500	0.400	102.50		2.5	1.000
CCB4		18:30	.000	.000	.000	-.061	1	-0.061	0.400			2.5	1.000

MW 10-20-09

TestAmerica Pittsburgh

10/20/09 6:33 PM

Upload

Hexavalent Chromium Log Sheet

3060A/7196A (Soils) - DOD

				M.D 10-20-09									

Analyst: [signature] Date: 10.20.09

Reviewed By: [signature] Date: —

C9J020291

7048

(7001 - 7065)

Hexavalent Chromium Calibration Curve

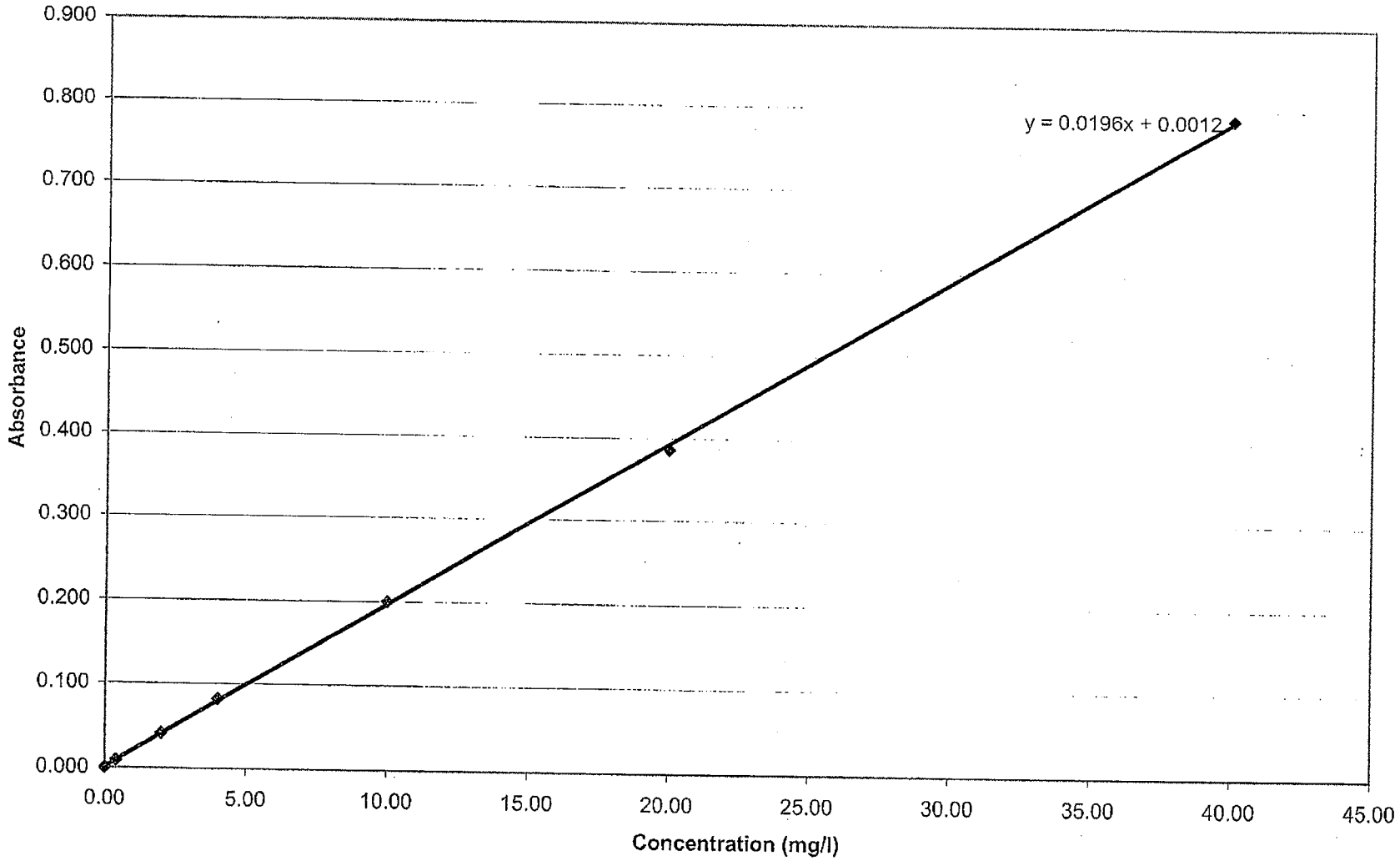

TestAmerica Pittsburgh

Alkaline Digestate Log for Hexavalent Chromium

Logbook ID: WCWC0000096-92910

Method:3060A	Date: 10-17-2009	Analyst: KEN BALAZIC	Precision 50 Temp (Target Temp Range 90-95 C) 91.8 @ 13:45; 92.5 @ 14:15; 92.5 @ 14:45	C9J020291
Matrix: SOLID	Pipet#: H30608	Thermometer ID: WET33		
Filter Paper Lot/Mfg: NALGENE 10000360		Balance #: 25606		

Reagent IDs:
Phosphate BufferID: STD3280-09
Cr6 Digestion Solution: WC4494/WC4495-09
MS Solution ID: STD3543-09
MgC12 Standard ID: STD2854-09

	Sample ID		Initial Weight/Volume(g/mL)		Start Time	End Time	Initial PH	Date	Final PH	Date	Final Volume(mL)
1	MB		2.50	50	13:45	14:45	7.48	10.20.09	2.0	10.20.09	100mL
2	LCS-INSOL		2.50				7.60				
3	LCS-SOL		2.50				7.56				
4	LLXL0	C9J020291-12	2.50				7.50				
5	LLXL1	C9J020291-13	2.48				7.43				
6	LLXL2	C9J020291-14	2.54				7.59				
7	LLXL3	C9J020291-15	2.47				7.70				
8	LLXL5	C9J020291-16	2.54				7.49				
9	LLXL6	C9J020291-17	2.53				7.58				
10	LLXL8	C9J020291-18	2.55				7.30				
11	LLXLA	C9J020291-1	2.48				7.60				
12	LLXLA S	C9J020291-1 Insol	2.51				7.57				
13	LLXLA S	C9J020291-1 Sol	2.52				7.49				
14	LLXLA X	C9J020291-1 X	2.49				7.45				
15	LLXLG	C9J020291-2	2.52				7.52				
16	LLXLH	C9J020291-3	2.46				7.60				
17	LLXLJ	C9J020291-4	2.48				7.29				
18	LLXLK	C9J020291-5	2.55				7.50				
19	LLXLL	C9J020291-6	2.51				7.60				
20	LLXLM	C9J020291-7	2.52				7.55				
21	LLXLP	C9J020291-8	2.55				7.52				
22	LLXLT	C9J020291-9	2.52				7.53				
23	LLXLV	C9J020291-10	2.48				7.67				
24	LLXLX	C9J020291-11	2.48				7.49				
25	LLXLX X	C9J020291-11	2.48				7.60				
26	LLXMA	C9J020291-19	2.47				7.61				
27	LLXMC	C9J020291-20	2.49				7.70				

+0.011g OF STD0161-07
+1.0mL OF STD3543-09

+0.011g OF STD0161-07
+1.0mL OF STD3543-09

Digestate(s) (record line # from above)	Digestate(s) Received Date	Time	Analyst	Location	Digestate(s) Relinquished Date	Time	Analyst	Location
ALL ABOVE	10-17-09	15:00	KAB	WC	10-17-09	15:00	KAB	BOD
ALL ABOVE	10-19-09	16:15	KAB	BOD	10-19-09	16:15	KAB	WC
ALL ABOVE	10-20-09	09:00	MTW	WC	10-20-09	18:30	MTW	Sample analysis & Sample disposal

Reviewed by: [signature] Date: 10-20-09

Batch Number: 9292366

Printed On: 10/19/2009 3:41:37PM

(BATCH B)

C9J020291

Analyst: [signature] Date: 10-20-09
Lot #: C9J020291
SDG: —
Sample #: -001
Eh value (mV) 179 PH 5.57

FIGURE 2
Eh/pH PHASE DIAGRAM

The dashed lines define Eh-pH boundaries commonly encountered in soils and sediments.

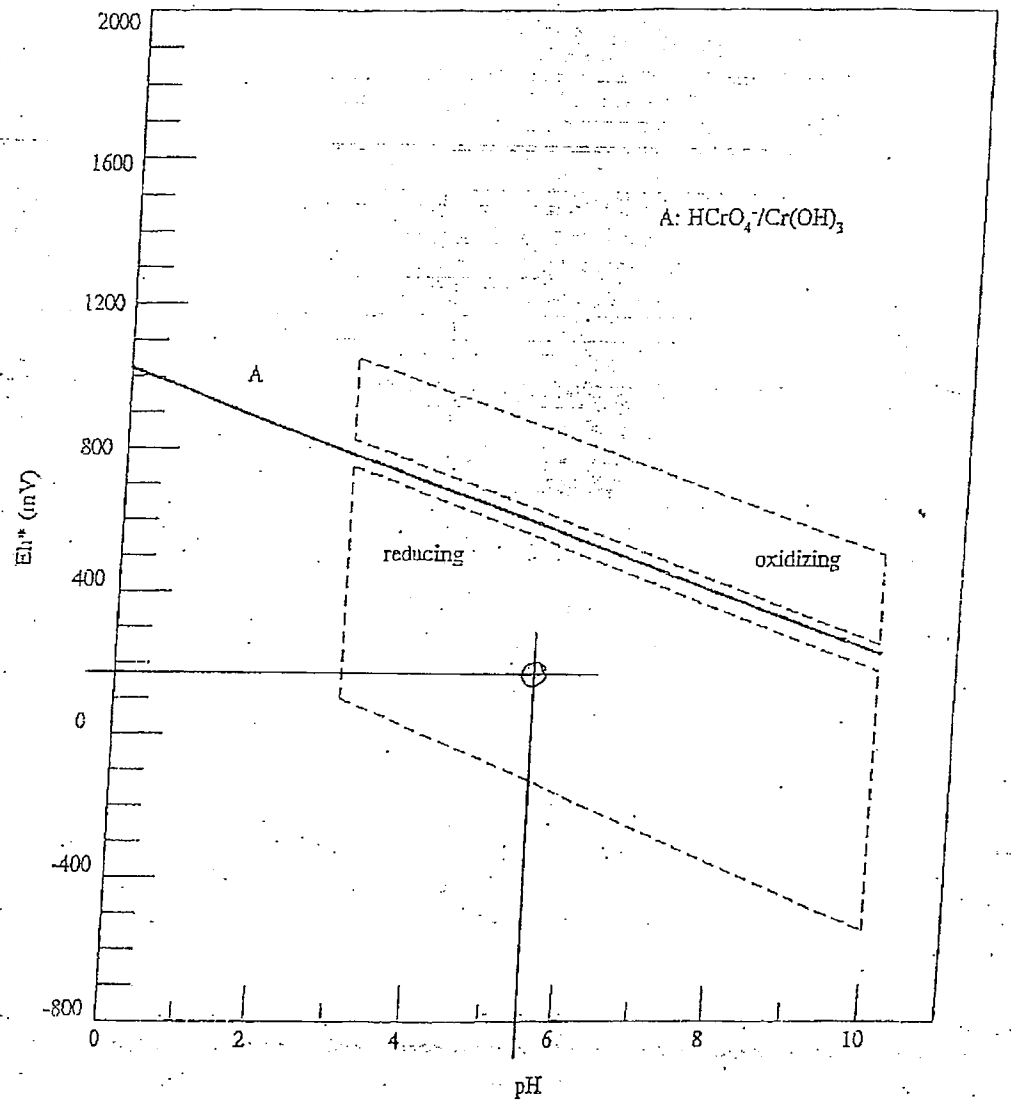

* Note the Eh values plotted on this diagram are corrected for the reference electrode voltage: 244 mV units must be added to the measured value when a separate calomel electrode is used, or 199 mV units must be added if a combination platinum electrode is used.

PSR024 10/17/09 6:13:32 MT SAMPLE CUSTODIAN REMOVAL REQUEST

REQUESTED BY: BALAZICK

METHOD: EA Chromium, Hexavalent (7196A)

9291016 (A) / 9292366 (B)

STORAGE LOCATION	WORK ORDER #	PICKED CNTR#	CONTROL #	CLIENT #	ANALYSIS	LOTID	SMP#	SFX	MATRIX DESCRIPTION	QTY RCVD	QTY REQD
13A,CLP1	LLXLA-1-A1	___ ___ ___	719626	375241	A-DW-EA	C9J020291	001	QC	SOLID	2	1
13A,CLP1	LLXLG-1-AC	___ ___ ___	719627	375241	A-DW-EA	C9J020291	002		SOLID	2	1
13A,CLP1	LLXLH-1-AC	___ ___ ___	719628	375241	A-DW-EA	C9J020291	003		SOLID	2	1
13A,CLP1	LLXLJ-1-AC	___ ___ ___	719629	375241	A-DW-EA	C9J020291	004		SOLID	2	1
13A,CLP1	LLXLK-1-AC	___ ___ ___	719630	375241	A-DW-EA	C9J020291	005		SOLID	2	1
13A,CLP1	LLXLL-1-AC	___ ___ ___	719631	375241	A-DW-EA	C9J020291	006		SOLID	2	1
13A,CLP1	LLXLM-1-AC	___ ___ ___	719632	375241	A-DW-EA	C9J020291	007		SOLID	2	1
13A,CLP1	LLXLP-1-AC	___ ___ ___	719633	375241	A-DW-EA	C9J020291	008		SOLID	2	1
13A,CLP1	LLXLT-1-AC	___ ___ ___	719634	375241	A-DW-EA	C9J020291	009		SOLID	2	1
13A,CLP1	LLXLV-1-AC	___ ___ ___	719635	375241	A-DW-EA	C9J020291	010		SOLID	2	1
13A,CLP1	LLXLX-1-AC	___ ___ ___	719636	375241	A-DW-EA	C9J020291	011	X	SOLID	2	1
13A,CLP1	LLXL0-1-AC	___ ___ ___	719637	375241	A-DW-EA	C9J020291	012		SOLID	2	1
13A,CLP1	LLXL1-1-AC	___ ___ ___	719638	375241	A-DW-EA	C9J020291	013		SOLID	2	1
13A,CLP1	LLXL2-1-AC	___ ___ ___	719639	375241	A-DW-EA	C9J020291	014		SOLID	2	1
13A,CLP1	LLXL3-1-AC	___ ___ ___	719640	375241	A-DW-EA	C9J020291	015		SOLID	2	1
13A,CLP1	LLXL5-1-AC	___ ___ ___	719641	375241	A-DW-EA	C9J020291	016		SOLID	2	1
13A,CLP1	LLXL6-1-AC	___ ___ ___	719642	375241	A-DW-EA	C9J020291	017		SOLID	2	1
13A,CLP1	LLXL8-1-AC	___ ___ ___	719643	375241	A-DW-EA	C9J020291	018		SOLID	2	1
13A,CLP1	LLXMA-1-AC	___ ___ ___	719644	375241	A-DW-EA	C9J020291	019		SOLID	2	1
13A,CLP1	LLXMC-1-AC	___ ___ ___	719645	375241	A-DW-EA	C9J020291	020		SOLID	2	1

REQUESTED BY: BALAZICK

METHOD: EA Chromium, Hexavalent (7196A)

STORAGE LOCATION	WORK ORDER #	PICKED CNTR#	CONTROL #	CLIENT #	ANALYSIS	LOTID	SMP#	SFX	MATRIX DESCRIPTION	QTY RCVD	QTY REQD

RELINQUISHED BY	RECEIVED BY	DATE/TIME
[signature]	[signature]	10-17-09 0836
[signature]	[signature]	10-17-09 1612

***** END OF REPORT *****

TestAmerica Pittsburgh

10/21/2009 1:38 AM

Upload

Hexavalent Chromium Log Sheet

3060A/7196A (Soils) - DOD

Batch	Lot Number	SDG
9292367		
Lot Number		
C9J020291		

Absorbance	Solid Stds* mg/kg
0.000	0.00
0.009	0.40
0.041	2.00
0.082	4.00
0.200	10.00
0.386	20.00
0.788	40.00

*Based on 2.5g to 100mL digestion

Corr. Coef. = 0.9999

Wavelength=540mm

Slope: 0.0196

Intercept: 0.0012

Analyst:	Ken Balazic		
Date:	10/20/09		
Acetone Lot#:	OP0080-09		
Diphenylcarbazide Lot#:	WC4508-09		
Digestion Solution ID:	WC4494/4495-09		
Phosphate Buffer ID:	Std 3280-09		
Sulfuric Acid ID:	Std 3544-09		
Nitric Acid ID:	Std 3552-09		
Magnesium Chloride ID:	Std 2854-09		
Start Time:	21:40		
Pipet #:	H30608		
Thermometer ID:	Wet 33		
Hot Plate/Water Bath Temp(90-95°C):	92.5		
Balance ID:	25606		
CCV ID#:	Std 3542-09		
True Value:	20.00	Range:	+/- 10%
Prep:	08/13/09	Exp:	02/13/10
LCS Soluble ID#:	STD3543-09		
True Value:	20.00	Range:	+/- 10%
Prep:	08/13/09	Exp:	02/13/10
LCS Insoluble ID#:	Std 0161-07		
True Value:	708.00	Range:	+/- 10%
Prep:	03/02/07	Exp:	03/02/10
Post Spike ID#:	STD 3543-09		
True Value:	30.00	Range:	+/- 15%
Prep:	08/13/09	Exp:	2/13/2010

Relative % Difference of Sample Duplicate

X1 = Original X2 = Duplicate

$$100 \times \left(\frac{X1 - X2}{(X1 + X2) / 2} \right) = 200.00$$

Sample ID: LLXMV1A3-X

Sample Soluble % Recovery

Final Conc. Smp Sol - Final Conc. of Orig. Smp

$$100 \times \left(\frac{0.000 - 0.093}{20.16} \right) = -0.46$$

Sample ID: LLXMD1A6-SS

Sample Insoluble % Recovery

Final Conc. Smp Insol - Final Conc. Of Orig. Smp

$$100 \times \left(\frac{259.694 - 0.093}{708.00} \right) = 36.67$$

Sample ID: LLXMD1A8-SI

Post Digestion Spike % Recovery

Final Conc. Post Spike - Final Conc. Orig. Smp

$$100 \times \left(\frac{0.093 - 0.093}{29.64} \right) = 0.00$$

Sample ID: LLXMD1CA-PS

X=Dup SS=Sample Soluble SI=Sample Insoluble PS = Post Spike

Get % Recovery and RPD

Work Order	Suffix	Time	Absorb	Blank	Absorb	Conc Smp	Dilution Factor	Final Conc (mg/kg)	LDL	% Rec	RPD	Smp Wght	Adj. Dil
ICV1		21:40	.368	.000	.368	18.714	1	18.714	0.400	93.57		2.5	1.000
ICB1		21:41	.001	.000	.001	-.010	1	-0.010	0.400			2.5	1.000

TestAmerica Pittsburgh

10/21/2009 1:38 AM

Upload

Hexavalent Chromium Log Sheet

3060A/7196A (Soils) - DOD

LCS-Soluble	SS	21:42	.365	.000	.365	18.561	1	18.561	0.400	92.81		2.5	1.000
LCS-Insoluble	SI	21:43	.284	.000	.284	14.429	50	721.429	20.000	101.90		2.5	50.000
MB		21:44	.000	.000	.000	-.061	1	-0.061	0.400			2.5	1.000
LLXMD2AC		21:45	.017	.014	.003	.092	1	0.093	0.395			2.53	0.988
LLXMD1A6	SS	21:46	.015	.014	.001	-.010	1	-0.010	0.403	-0.46		2.48	1.008
LLXMD1A8	SI	21:47	.117	.014	.103	5.194	50	259.694	20.000	36.67		2.5	50.000
LLXMD1CA	PS	21:48	.017	.014	.003	.092	1	0.093	0.395	0.00		2.53	0.988
LLXMD1A7	X	21:49	.022	.021	.001	-.010	1	-0.010	0.394		0.00	2.54	0.984
LLXME2AC		21:50	.016	.013	.003	.092	1	0.093	0.397			2.52	0.992
LLXMF2AC		21:51	.008	.007	.001	-.010	1	-0.010	0.402			2.49	1.004
CCV2		21:52	.370	.000	.370	18.816	1	18.816	0.400	94.08		2.5	1.000
CCB2		21:53	.000	.000	.000	-.061	1	-0.061	0.400			2.5	1.000
LLXMG2AC		21:54	.023	.018	.005	.194	1	0.192	0.403			2.48	1.008
LLXMH2AC		21:55	.047	.046	.001	-.010	1	-0.010	0.400			2.5	1.000
LLXMJ2AC		21:56	.046	.046	.000	-.061	1	-0.062	0.397			2.52	0.992
LLXMK2AC		21:57	.022	.020	.002	.041	1	0.041	0.397			2.52	0.992
LLXML2AC		21:58	.029	.027	.002	.041	1	0.040	0.408			2.45	1.020
LLXMN2AC		21:59	.018	.018	.000	-.061	1	-0.062	0.394			2.54	0.984
LLXMP2AC		22:00	.013	.007	.006	.245	1	0.243	0.403			2.48	1.008
LLXMV2AC		22:01	.004	.002	.002	.041	1	0.041	0.400			2.5	1.000
LLXMV1A3	X	22:02	.004	.003	.001	-.010	1	-0.010	0.394		0.00	2.54	0.984
LLXMX2AC		22:03	.004	.003	.001	-.010	1	-0.010	0.398			2.51	0.996
CCV3		22:04	.360	.000	.360	18.306	1	18.306	0.400	91.53		2.5	1.000
CCB3		22:05	.000	.000	.000	-.061	1	-0.061	0.400			2.5	1.000
LLXM02AC		22:06	.020	.019	.001	-.010	1	-0.010	0.403			2.48	1.008
LLXM22AC		22:07	.014	.011	.003	.092	1	0.093	0.397			2.52	0.992
LLXM32AC		22:08	.027	.023	.004	.143	1	0.142	0.403			2.48	1.008
LLXM42AC		22:09	.013	.009	.004	.143	1	0.141	0.407			2.46	1.016
LLXM52AC		22:10	.015	.013	.002	.041	1	0.041	0.395			2.53	0.988
LLXM72AC		22:11	.017	.015	.002	.041	1	0.041	0.395			2.53	0.988
LLXM82AC		22:12	.017	.015	.002	.041	1	0.042	0.392			2.55	0.980
LLXM92AC		22:13	.022	.013	.009	.398	1	0.404	0.394			2.54	0.984
CCV4		22:14	.358	.000	.358	18.204	1	18.204	0.400	91.02		2.5	1.000
CCB4		22:15	.000	.000	.000	-.061	1	-0.061	0.400			2.5	1.000

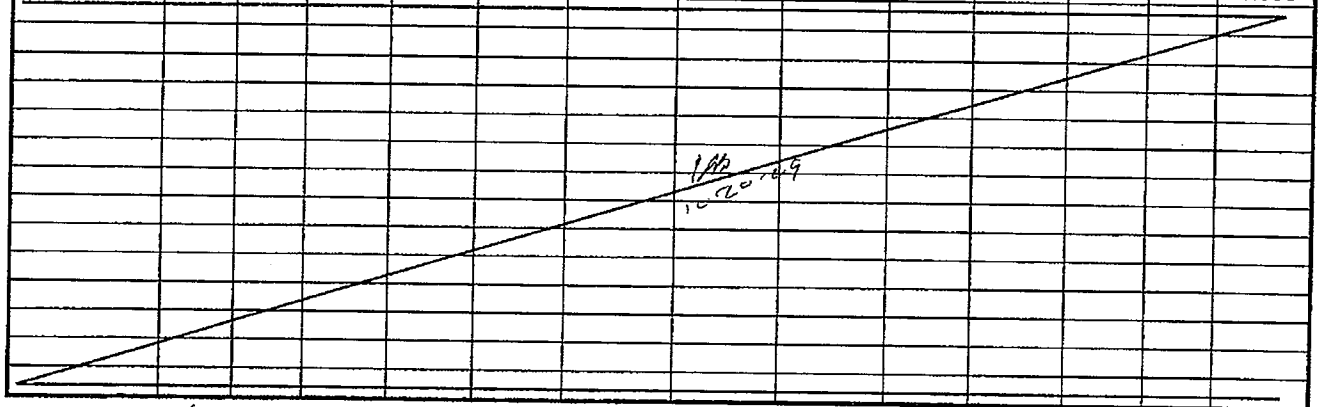

Analyst: KBJ Date: 10-20-09

Reviewed By: SEE ORC " Date: —

C9J0202291

7055

(7001 - 7065)

Hexavalent Chromium Calibration Curve

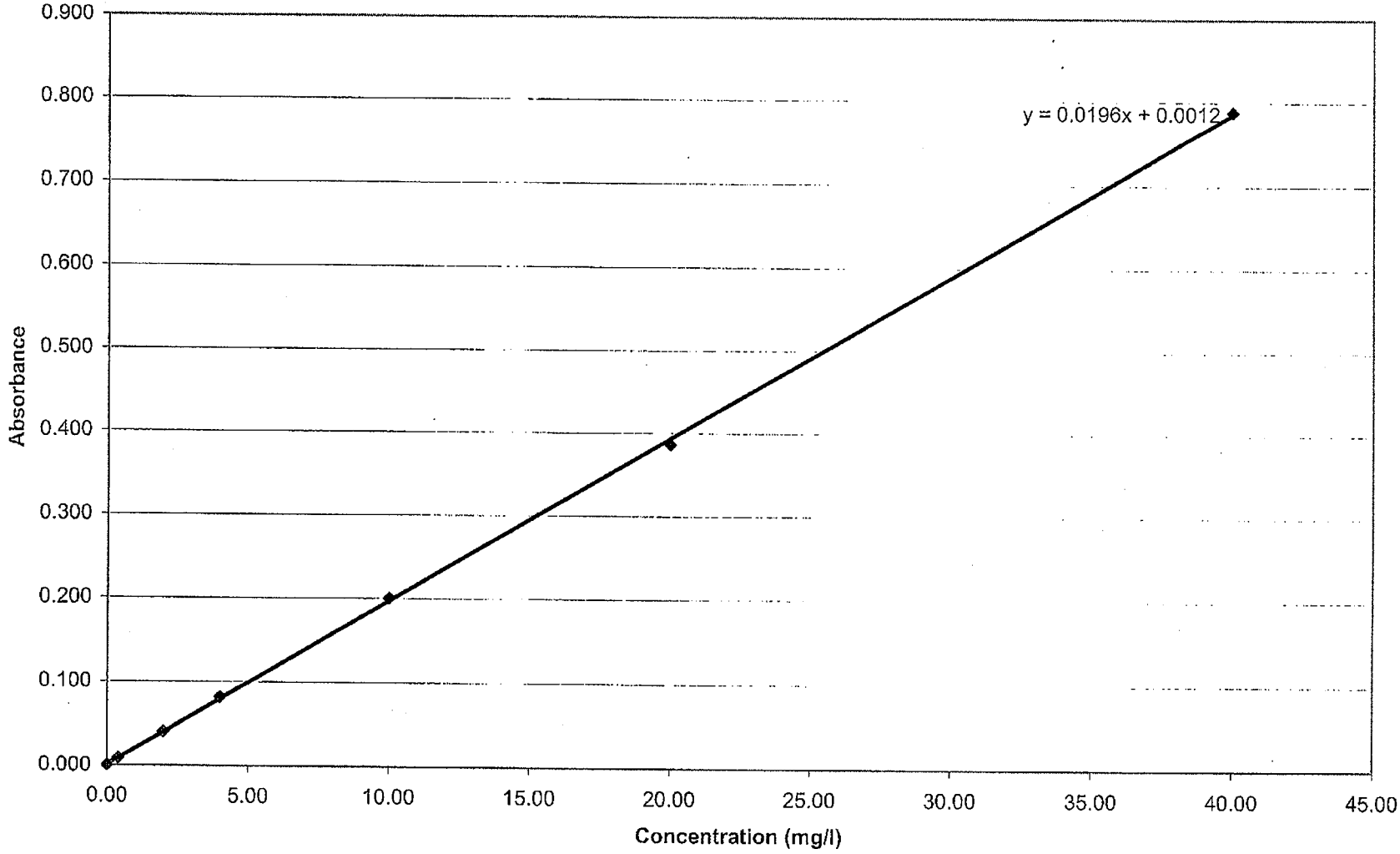

Analyst: Ken Brazie Date: 10-20-09
Lot #: C9J020291
SDG: —
Sample #: -021
Eh value (mV) 178 PH 5.63

FIGURE 2
Eh/pH PHASE DIAGRAM

The dashed lines define Eh-pH boundaries commonly encountered in soils and sediments.

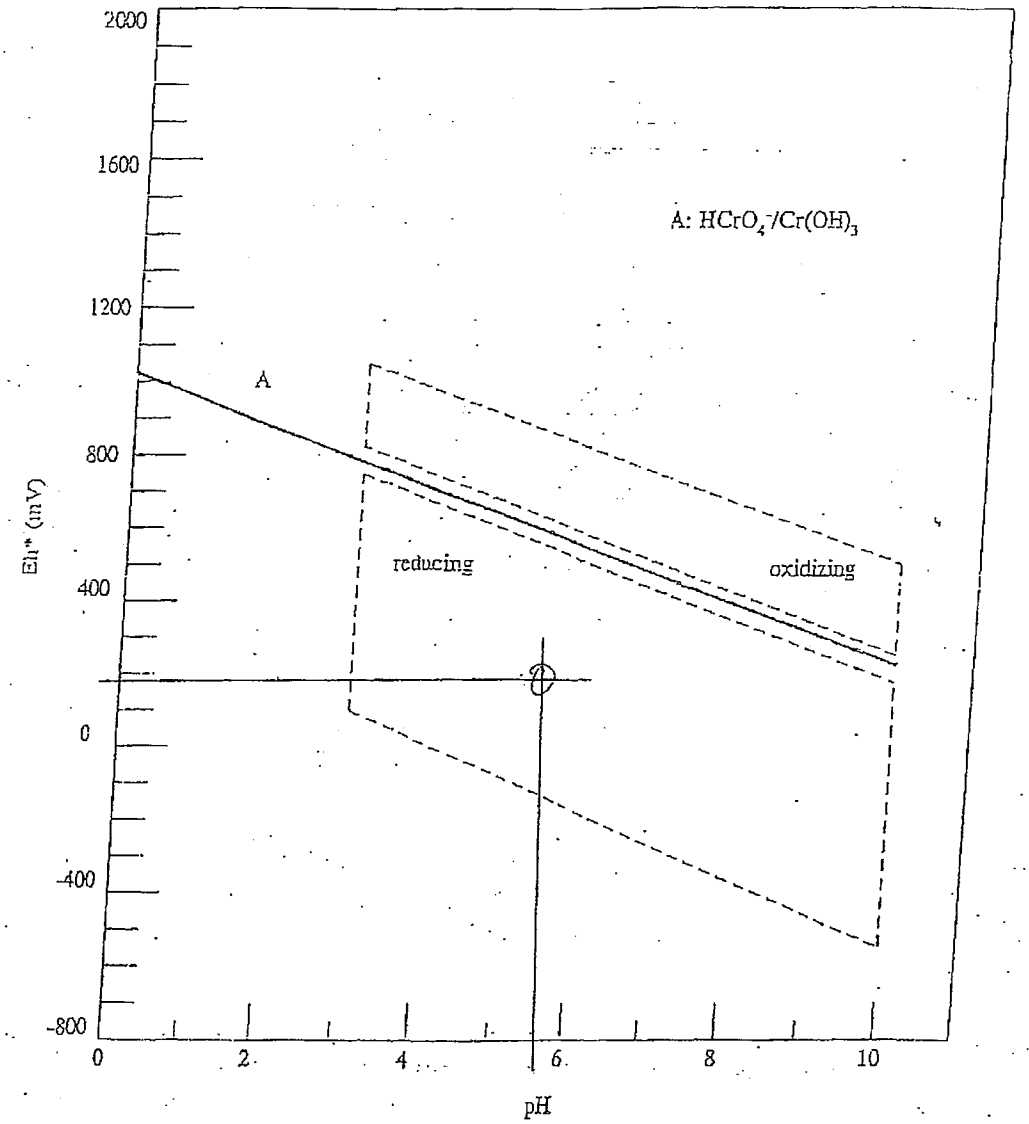

* Note the Eh values plotted on this diagram are corrected for the reference electrode voltage; 244 mV units must be added to the measured value when a separate calomel electrode is used, or 199 mV units must be added if a combination platinum electrode is used.

TestAmerica Pittsburgh

Alkaline Digestate Log for Hexavalent Chromium

Logbook ID: WCWC0000097-9291(

Method: 3060A	Date: 10-17-09	Analyst: KEN BALAZIC	Precision 50 Temp (Target Temp Range 90-95 C) 91.4 @ 16:10, 92.6 @ 16:40, 92.5 @ 17:10	C9J020291	Reagent IDs: Phosphate BufferID: STD3280-09; Cr6 Digestion Solution: WC4494/WC4495-09; MS Solution ID: STD3543-09; MgC12 Standard ID: STD 2854-09
Matrix: SOLID	Pipet#: 1f 30608	Thermometer ID: WET33			
Filter Paper Lot/Mfg:		Balance #: 25606			

	Sample ID		Initial Weight/Volume(g/mL)		Start Time	End Time	Initial PH	Date	Final PH	Date	Final Volume(mL)	Comments
1	MB		2.50	50	16:10	17:10	7.56	10-20-09	2.0	10-20-09	100	
2	LCS-INSOL x		2.50				7.03					+0.011g of STD 0161-07
3	LCS-SOL		2.50				7.39					+1.0mL of STD3543-09
4	LLXM0	C9J020291-33	2.48				7.50					
5	LLXM2 °	C9J020291-34	2.52				7.14					
6	LLXM3 °	C9J020291-35	2.48				7.02					
7	LLXM4 °	C9J020291-36	2.46				7.05					
8	LLXM5	C9J020291-37	2.53				7.44					
9	LLXM7	C9J020291-38	2.53				7.27					
10	LLXM8	C9J020291-39	2.55				7.93					
11	LLXM9	C9J020291-40	2.54				7.22					
12	LLXMD	C9J020291-21	2.53				7.80					
13	LLXMD S	C9J020291-21 S	2.48				~~7.80~~ 7.33					+0.011g of STD0161-07
14	LLXMD S	C9J020291-21 T	2.50				7.00					+1.0mL of STD3543-09
15	LLXMD X	C9J020291-21 X	2.54				7.87					
16	LLXME	C9J020291-22	2.52				7.28					
17	LLXMF	C9J020291-23	2.49				7.39					
18	LLXMG	C9J020291-24	2.48				7.78					
19	LLXMH	C9J020291-25	2.50				7.49					
20	LLXMJ	C9J020291-26	2.52				7.10					
21	LLXMK	C9J020291-27	2.52				7.42					
22	LLXML °	C9J020291-28	2.45				7.07					
23	LLXMN	C9J020291-29	2.54				7.87					
24	LLXMP	C9J020291-30	2.48				7.48					
25	LLXMV	C9J020291-31	2.50				7.04					
26	LLXMV X	C9J020291-31 X	2.54				7.13					
27	LLXMX	C9J020291-32	2.51	↓	↓	↓	7.71	↓	↓	↓	↓	

Digestate(s) (record line # from above)	Digestate(s) Received Date	Time	Analyst	Location	Digestate(s) Relinquished Date	Time	Analyst	Location
ALL ABOVE	10-17-09	17:35	KAB	WC	10-17-09	17:35	KAB	BOD
ALL ABOVE	10-19-09	20:00	KAB	BOD	10-19-09	20:00	KAB	WC
ALL ABOVE	10-20-09	22:00	KAB	BOD	10-20-09	22:00	KAB	DISPOSED

Reviewed by: [signature] Date: 10-26-09 Batch Number: 9292367

(BATCH B)

Printed On: 10/19/2009 3:43:03PM

PSR024 10/17/09 6:14:30 MT SAMPLE CUSTODIAN REMOVAL REQUEST PAGE 001

REQUESTED BY: BALAZICK

METHOD: EA Chromium, Hexavalent (7196A)

(Batch A) 9291017 / (Batch B) ~~9291970~~ MDW 10-19-09 9292367

STORAGE LOCATION	WORK ORDER #	PICKED CNTR#	CONTROL #	CLIENT #	ANALYSIS	LOTID	SMP#	SFX	MATRIX DESCRIPTION	QTY RCVD	QTY REQD
13A,CLP1	LLXMD-1-AC	___ ___ ___	719646	375241	A-DW-EA	C9J020291	021	QC	SOLID	2	1
13A,CLP1	LLXME-1-AC	___ ___ ___	719647	375241	A-DW-EA	C9J020291	022		SOLID	2	1
13A,CLP1	LLXMF-1-AC	___ ___ ___	719648	375241	A-DW-EA	C9J020291	023		SOLID	2	1
13A,CLP1	LLXMG-1-AC	___ ___ ___	719649	375241	A-DW-EA	C9J020291	024		SOLID	2	1
13A,CLP1	LLXMH-1-AC	___ ___ ___	719650	375241	A-DW-EA	C9J020291	025		SOLID	2	1
13A,CLP1	LLXMJ-1-AC	___ ___ ___	719651	375241	A-DW-EA	C9J020291	026		SOLID	2	1
13A,CLP1	LLXMK-1-AC	___ ___ ___	719652	375241	A-DW-EA	C9J020291	027		SOLID	2	1
13A,CLP1	LLXML-1-AC	___ ___ ___	719653	375241	A-DW-EA	C9J020291	028		SOLID	2	1
13A,CLP1	LLXMN-1-AC	___ ___ ___	719654	375241	A-DW-EA	C9J020291	029		SOLID	2	1
13A,CLP1	LLXMP-1-AC	___ ___ ___	719655	375241	A-DW-EA	C9J020291	030		SOLID	2	1
13A,CLP1	LLXMV-1-AC	___ ___ ___	719656	375241	A-DW-EA	C9J020291	031	X	SOLID	2	1
13A,CLP1	LLXMX-1-AC	___ ___ ___	719657	375241	A-DW-EA	C9J020291	032		SOLID	2	1
13A,CLP1	LLXM0-1-AC	___ ___ ___	719658	375241	A-DW-EA	C9J020291	033		SOLID	2	1
13A,CLP1	LLXM2-1-AC	___ ___ ___	719659	375241	A-DW-EA	C9J020291	034		SOLID	2	1
13A,CLP1	LLXM3-1-AC	___ ___ ___	719660	375241	A-DW-EA	C9J020291	035		SOLID	2	1
13A,CLP1	LLXM4-1-AC	___ ___ ___	719661	375241	A-DW-EA	C9J020291	036		SOLID	2	1
13A,CLP1	LLXM5-1-AC	___ ___ ___	719662	375241	A-DW-EA	C9J020291	037		SOLID	2	1
13A,CLP1	LLXM7-1-AC	___ ___ ___	719663	375241	A-DW-EA	C9J020291	038		SOLID	2	1
13A,CLP1	LLXM8-1-AC	___ ___ ___	719664	375241	A-DW-EA	C9J020291	039		SOLID	2	1
13A,CLP1	LLXM9-1-AC	___ ___ ___	719665	375241	A-DW-EA	C9J020291	040		SOLID	2	1

Upload

TestAmerica Pittsburgh

Hexavalent Chromium Log Sheet

3060A/7196A (Soils) - DOD

10/21/2009 2:05 AM

Batch	Lot Number	SDG
9292395		
Lot Number		
C9J020291		

Absorbance	Solid Stds* mg/kg
0.000	0.00
0.009	0.40
0.041	2.00
0.082	4.00
0.200	10.00
0.386	20.00
0.788	40.00

*Based on 2.5g to 100mL digestion

Corr. Coef. = 0.9999

Wavelength=540mm

Slope: 0.0196

Intercept: 0.0012

Analyst:	Ken Balazic		
Date:	10/21/09		
Acetone Lot#:	OP0080-09		
Diphenylcarbazide Lot#:	WC4508-09		
Digestion Solution ID:	WC4496/4497-09		
Phosphate Buffer ID:	Std 3280-09		
Sulfuric Acid ID:	Std 3544-09		
Nitric Acid ID:	Std 3552-09		
Magnesium Chloride ID:	Std 2854-09		
Start Time:	0:45		
Pipet #:	H30608		
Thermometer ID:	Wet 33		
Hot Plate/Water Bath Temp(90-95°C):	92.5		
Balance ID:	25606		
CCV ID#:	Std 3542-09		
True Value:	20.00	Range:	+/- 10%
Prep:	08/13/09	Exp:	02/13/10
LCS Soluble ID#:	STD3543-09		
True Value:	20.00	Range:	+/- 10%
Prep:	08/13/09	Exp:	02/13/10
LCS Insoluble ID#:	Std 0161-07		
True Value:	708.00	Range:	+/- 10%
Prep:	03/02/07	Exp:	03/02/10
Post Spike ID#:	STD 3543-09		
True Value:	30.00	Range:	+/- 15%
Prep:	08/13/09	Exp:	2/13/2010

Relative % Difference of Sample Duplicate

X1 = Original X2 = Duplicate

$$100 \times \left(\frac{X1 - X2}{(X1 + X2) / 2} \right) = 0.00$$

Sample ID: LLXNA1A7-X

Sample Soluble % Recovery

Final Conc. Smp Sol - Final Conc. of Orig. Smp

$$100 \times \left(\frac{0.041 - 0.000}{20.00} \right) = 0.20$$

Sample ID: LLXNA1A6-SS

Sample Insoluble % Recovery

Final Conc. Smp Insol - Final Conc. Of Orig. Smp

$$100 \times \left(\frac{237.682 - 0.000}{705.18} \right) = 33.71$$

Sample ID: LLXNA1A8-SI

Post Digestion Spike % Recovery

Final Conc. Post Spike - Final Conc. Orig. Smp

$$100 \times \left(\frac{0.090 - 0.000}{30.49} \right) = 0.30$$

Sample ID: LLXNA1CA-PS

Get % Recovery and RPD

X=Dup SS=Sample Soluble SI=Sample Insoluble PS = Post Spike

Work Order	Suffix	Time	Absorb	Blank	Absorb	Conc Smp	Dilution Factor	Final Conc (mg/kg)	LDL	% Rec	RPD	Smp Wght	Adj. Dil
ICV1		0:45	.405	.000	.405	20.602	1	20.602	0.400	103.01		2.5	1.000
ICB1		0:46	.000	.000	.000	-.061	1	-0.061	0.400			2.5	1.000

TestAmerica Pittsburgh

10/21/2009 2:05 AM

Upload

Hexavalent Chromium Log Sheet

3060A/7196A (Soils) - DOD

LCS-Soluble	SS	0:47	.378	.000	.378	19.224	1	19.224	0.400	96.12		2.5	1.000
LCS-Insoluble	SI	0:48	.247	.000	.247	12.541	50	627.041	20.000	88.57		2.5	50.000
MB		0:49	.000	.000	.000	-.061	1	-0.061	0.400			2.5	1.000
LLXNA2AC		0:50	.011	.011	.000	-.061	1	-0.060	0.407			2.46	1.016
LLXNA1A6	SS	0:51	.013	.011	.002	.041	1	0.041	0.400	0.20		2.5	1.000
LLXNA1A8	SI	0:52	.105	.011	.094	4.735	50	237.682	19.920	33.71		2.51	49.801
LLXNA1CA	PS	0:53	.014	.011	.003	.092	1	0.090	0.407	0.30		2.46	1.016
LLXNA1A7	X	0:54	.013	.012	.001	-.010	1	-0.010	0.407		0.00	2.46	1.016
LLXNC2AC		0:55	.013	.012	.001	-.010	1	-0.010	0.407			2.46	1.016
LLXND2AC		0:56	.005	.000	.005	.194	1	0.193	0.402			2.49	1.004
CCV2		0:57	.381	.000	.381	19.378	1	19.378	0.400	96.89		2.5	1.000
CCB2		0:58	.000	.000	.000	-.061	1	-0.061	0.400			2.5	1.000
LLXNG2AC		0:59	.001	.000	.001	-.010	1	-0.010	0.402			2.49	1.004
LLXNH2AC		1:00	.005	.005	.000	-.061	1	-0.062	0.394			2.54	0.984
LLXNJ2AC		1:01	.002	.001	.001	-.010	1	-0.010	0.397			2.52	0.992
LLXNK2AC		1:02	.010	.002	.008	.347	1	0.346	0.402			2.49	1.004
LLXNL2AC		1:03	.014	.009	.005	.194	1	0.192	0.403			2.48	1.008
CCV3		1:04	.385	.000	.385	19.582	1	19.582	0.400	97.91		2.5	1.000
CCB3		1:05	.000	.000	.000	-.061	1	-0.061	0.400			2.5	1.000

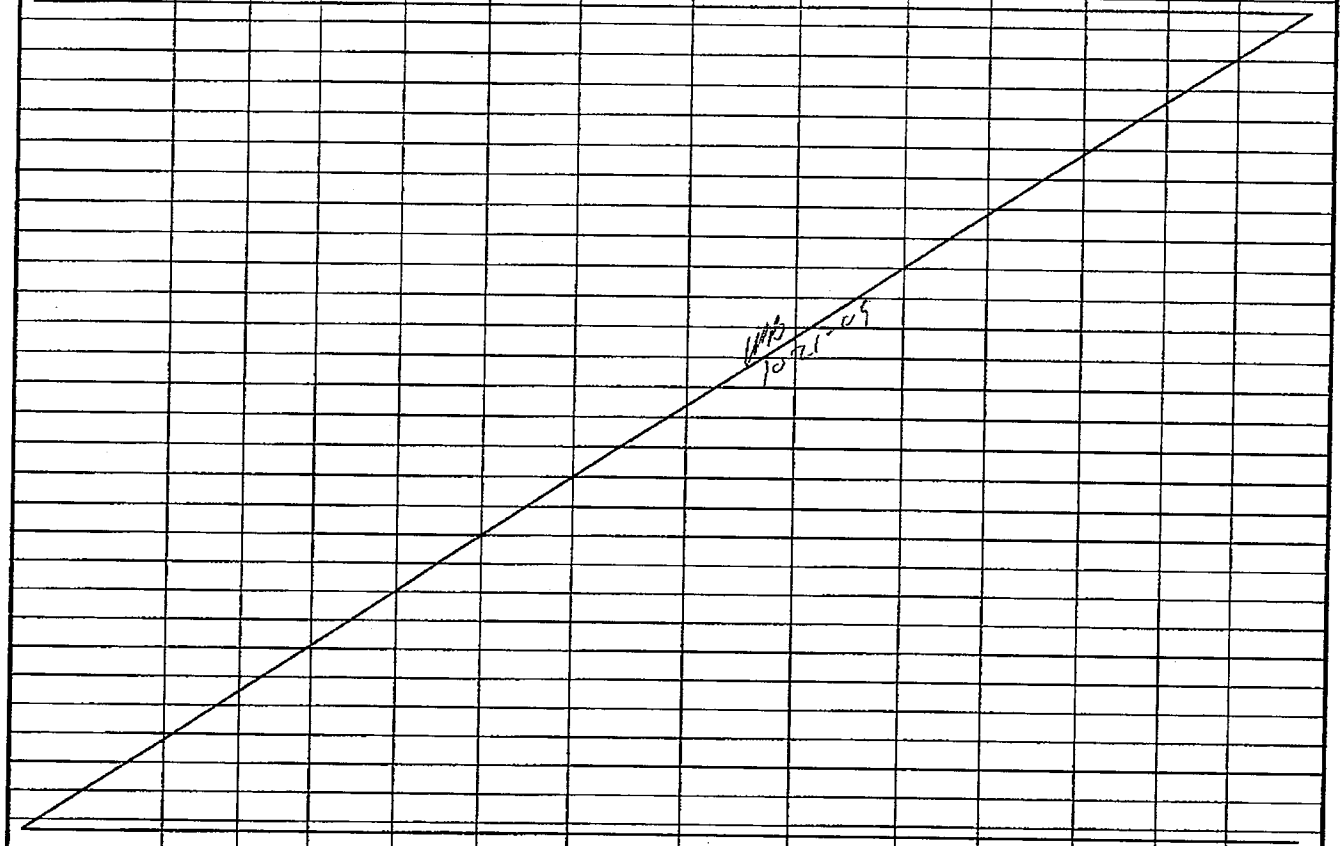

Analyst: [signature] Date: 10-21-09

Reviewed By: [signature] Date: [signature]

C9J020291

7061

(7001 - 7065)

Hexavalent Chromium Calibration Curve

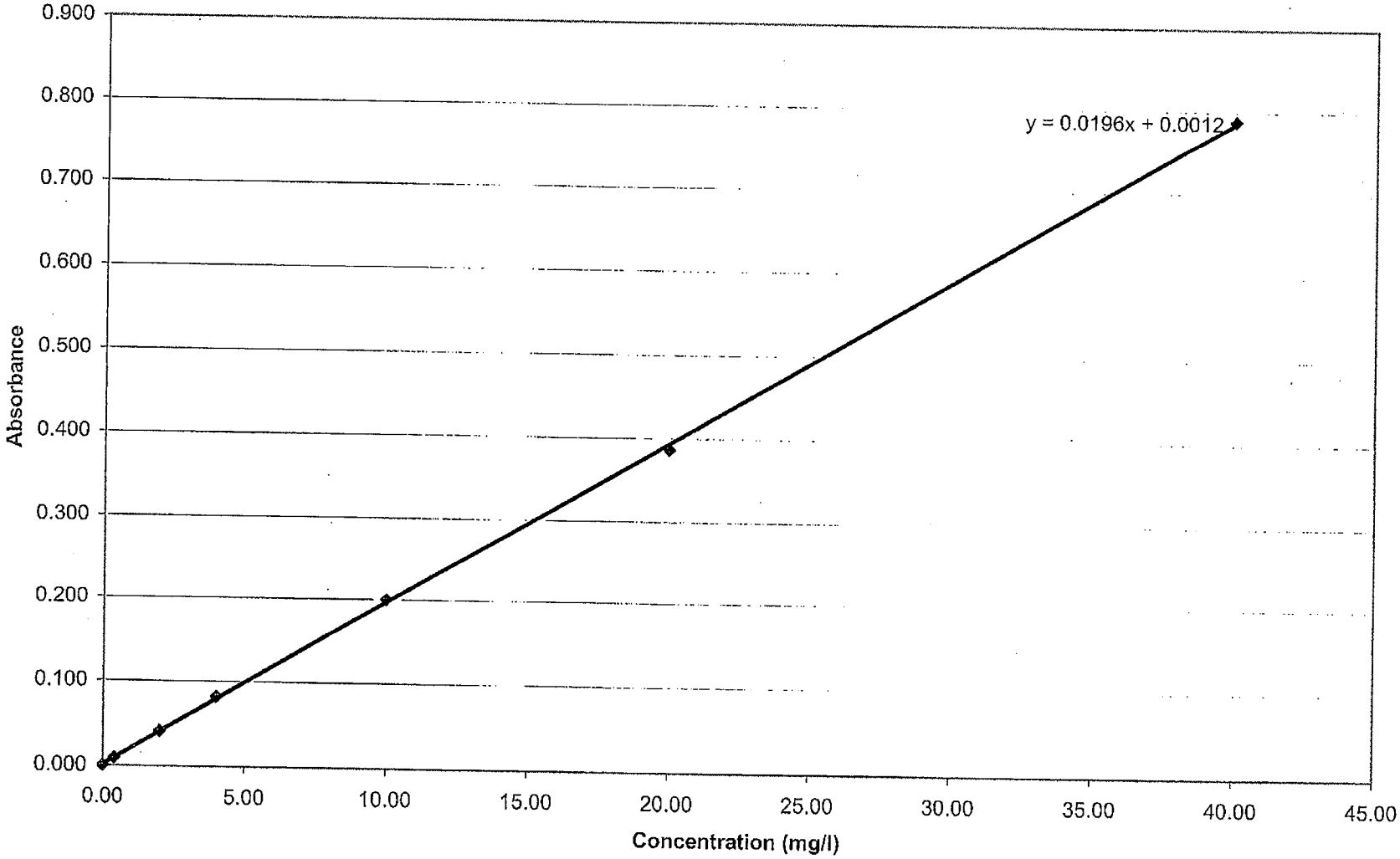

Analyst: KEN BRAECK Date: 10-21-09
Lot #: C9J020291
SDG: —
Sample #: -041
Eh value (mV) 178 PH 5.66

FIGURE 2
Eh/pH PHASE DIAGRAM

The dashed lines define Eh-pH boundaries commonly encountered in soils and sediments.

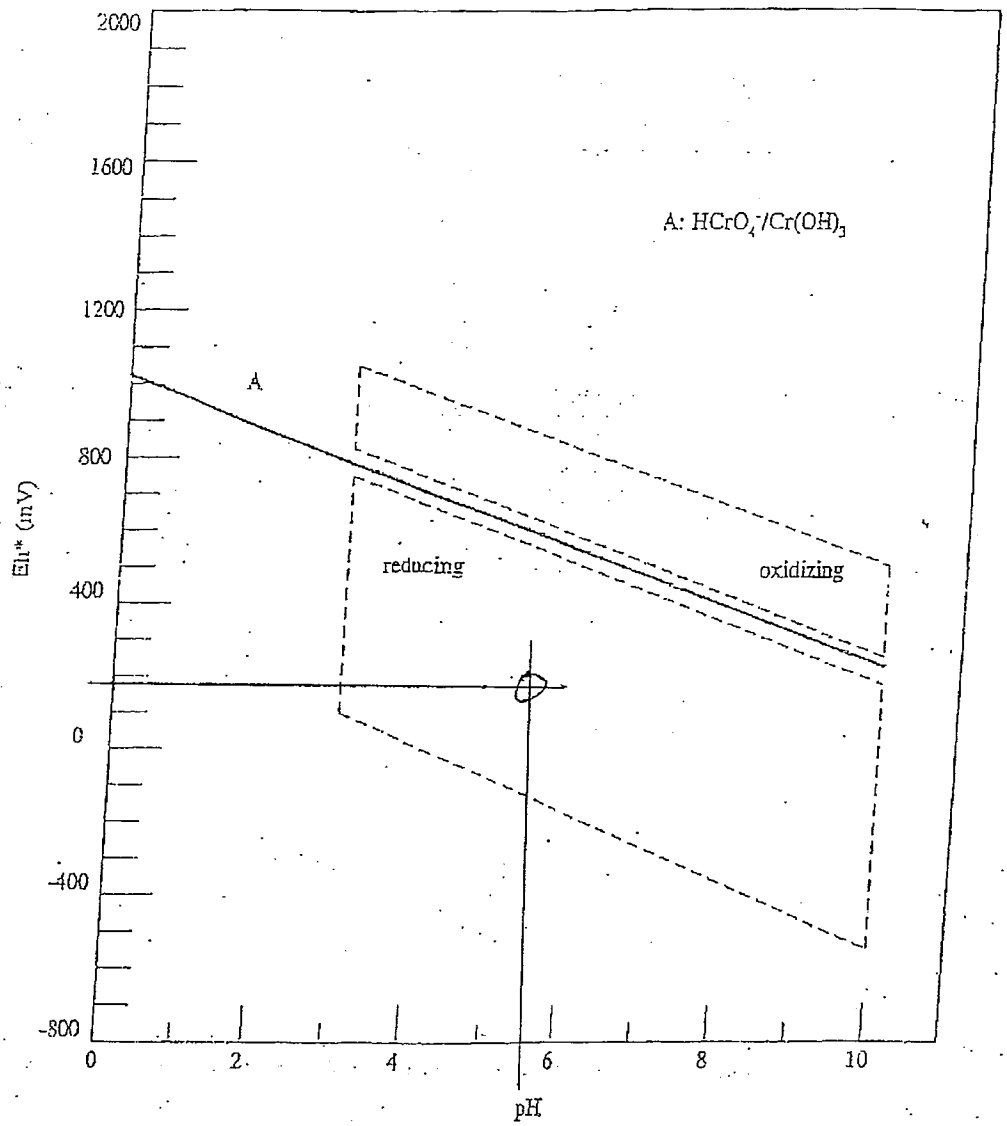

* Note the Eh values plotted on this diagram are corrected for the reference electrode voltage; 244 mV units must be added to the measured value when a separate calomel electrode is used, or 199 mV units must be added if a combination platinum electrode is used.

TestAmerica Pittsburgh

Alkaline Digestate Log for Hexavalent Chromium

Logbook ID: WCWCWCWCWC000

Method: 3060A	Date: 10-18-2009	Analyst: KEN BALAZIC	Precision 50 Temp (Target Temp Range 90-95 C) 91.0 @ 11:00, 92.5 @ 11:30, 92.5 @ 12:00	C9J020291	Reagent IDs: Phosphate BufferID: STD3280-09; Cr6 Digestion Solution: WC4496-09/WC4497-09; MS Solution ID: STD3543-09; MgC12 Standard ID: STD2854-09
Matrix: SOLID	Pipet#: H30608	Thermometer ID: WET33			
Filter Paper Lot/Mfg: NALGENE 1000 360		Balance #: 25606			

	Sample ID		Initial Weight/Volume(g/mL)		Start Time	End Time	Initial PH	Date	Final PH	Date	Final Volume(mL)	Comments
1	MB		2.50	50	11:00	12:00	7.03	10-20-09	7.0	10-20-09	100	
2	LCS-INSOL		2.50				7.63					+0.011g OF STD0161-07
3	LCS-SOL		2.50				7.51					+1.0mL OF STD3543-09
4	LLXNA	C9J020291-41	2.46				7.83					
5	LLXNA S	C9J020291-41 Insol	2.51				7.23					+0.011g OF STD0161-07
6	LLXNA S	C9J020291-41 Sol	2.50				7.38					+1.0mL OF STD3543-09
7	LLXNA X	C9J020291-41 X	2.46				7.41					
8	LLXNC	C9J020291-42	2.46				7.57					
9	LLXND	C9J020291-43	2.49				7.70					
10	LLXNG	C9J020291-44	2.49				7.20					
11	LLXNH	C9J020291-45	2.54				7.77					
12	LLXNJ	C9J020291-46	2.52				7.02					
13	LLXNK	C9J020291-47	2.49				7.81					
14	LLXNL	C9J020291-48	2.48				7.31					

7063

10-18-09

Digestate(s) (record line # from above)	Digestate(s) Received Date	Time	Analyst	Location	Digestate(s) Relinquished Date	Time	Analyst	Location
ALL ABOVE	10-18-09	13:30	KAB	WC	10-18-09	13:30	KAB	BOD
ALL ABOVE	10-19-09	22:45	KAB	BOD	10-19-09	22:45	KAB	WC
ALL ABOVE	10-20-09	20:30	KAB	BOD	10-20-09	20:30	KAB	DISPOSED

Reviewed by: [signature] Date: 10-20-09 Batch Number: 9292395

Printed On: 10/19/2009 10:31:52PM

(BATCH B)

PSR024 10/17/09 6:15:06 MT SAMPLE CUSTODIAN REMOVAL REQUEST PAGE 001

REQUESTED BY: BALAZICK

METHOD: EA Chromium, Hexavalent (7196A)

Batch A 9291018 / Batch B 9292395

STORAGE LOCATION	WORK ORDER #	PICKED CNTR#	CONTROL #	CLIENT #	ANALYSIS	LOTID	SMP#	SFX	MATRIX DESCRIPTION	QTY RCVD	QTY REQD
13A,CLP1	LLXNA-1-AC	___ ___ ___	719666	375241	A-DW-EA	C9J020291	041	QC	SOLID	2	1
13A,CLP1	LLXNC-1-AC	___ ___ ___	719667	375241	A-DW-EA	C9J020291	042		SOLID	2	1
13A,CLP1	LLXND-1-AC	___ ___ ___	719668	375241	A-DW-EA	C9J020291	043		SOLID	2	1
13A,CLP1	LLXNG-1-AC	___ ___ ___	719669	375241	A-DW-EA	C9J020291	044		SOLID	2	1
13A,CLP1	LLXNH-1-AC	___ ___ ___	719670	375241	A-DW-EA	C9J020291	045		SOLID	2	1
13A,CLP1	LLXNJ-1-AC	___ ___ ___	719671	375241	A-DW-EA	C9J020291	046		SOLID	2	1
13A,CLP1	LLXNK-1-AC	___ ___ ___	719672	375241	A-DW-EA	C9J020291	047		SOLID	2	1
13A,CLP1	LLXNL-1-AC	___ ___ ___	719673	375241	A-DW-EA	C9J020291	048		SOLID	2	1

RELINQUISHED BY	RECEIVED BY	DATE/TIME
		10-17-09 0826
		10-17-09 1617

***** END OF REPORT *****

REQUESTED BY: BALAZICK

METHOD: EA Chromium, Hexavalent (7196A)

STORAGE LOCATION	WORK ORDER #	PICKED CNTR#	CONTROL #	CLIENT #	ANALYSIS	LOTID	SMP#	SFX	MATRIX DESCRIPTION	QTY RCVD	QTY REQD

RELINQUISHED BY	RECEIVED BY	DATE/TIME
		10-17-09 0826
		1017-09 1617

***** END OF REPORT *****

TestAMERICA Pittsburgh MERCURY ~~Metals~~ Preparation Log

Batch No. 9293020

v1.0.5 - Last Revised 12/30/2005

Method 7471A	**Matrix** Solid	**Start Time** -0500-0700	**SDG** -
Analyst william hoyle	**Date** -10-20-09	**Lot Numbers**	
MS Hg Working CAL		C9J020291	
Lab Lot # -MET5384-09			
Analyst Sign: William a Hoyle			

Sample ID	Initial Wt/Vol g/mL	Final Vol mL	Comments
LLXM0	1.20g	100ml	
LLXM2			
LLXM3			
LLXM4			
LLXM5			
LLXM7			WAH 10-20-09
LLXM8			
LLXM9			
LLXMD			
LLXME			
LLXMF			
LLXMF S			1ml MET5384-09
LLXMF D			
LLXMG			
LLXMH			
LLXMJ			
LLXMK			
LLXML			WAH 10-20-09
LLXMN			
LLXMP			
LLXMV			
LLXMX			
LMVTH B	1.20g/100ml		
LMVTH C	100ml		MET5399-09
		WAH	10-20-09

SAMPLE CODING: B-Blank C-Check L-Check Duplicate S-Matrix Spike D-Matrix Spike Duplicate X-Sample Duplicate

NOTE: Samples marked with an asterisk (*) required filtration after digestion and prior to analysis
Samples marked with a plus sign (+) required additional Conc.HNO3 in digestion process, brown fumes were observed

Reagents:
2.0ml HNO3, H14023, Mallinckrodt
5.0ml H2SO4, G35029, Mallinckrodt
5.0ml KMnO4, MET5301-09, Stnds. Log
8.0ml K2S2O4, MET5255-09, Stnds. Log
6.0ml Clear. Sol., MET5344-09, Stnds. Log
Stannous Chloride, MET5256-09, Stnds. Log

Hot Plate/Block Temp		Correction Factor
#1	95°C ID29	-1.0°
#2	95°C ID30	-1.0°
	WAH 10-20-09	

Minimum digestion times have been met (analyst initials): WAH 10-20-09

Digestate(s)	Date	Time	(Received)	Analyst	Location	Date	Time	(Relinquished)	Analyst	Location

	Lot Number	Manufacturer	
Initial Digestion Vessel:	A901LS268	Env. Express	**Pipet #:** G10008
Final Digestion Vessel:	n/a	n/a	**Balance #:** P1856709
Filter Paper:	J11485882	Whatman	Printed on: 20-Oct-09 6:40:59 AM

TestAmerica Pittsburgh — MERCURY ~~Metals~~ Preparation Log — Batch No. 9293021 — Page 1 of 1

WAH 10-20-09 V1.0.5 - Last Revised 12/30/2005

Method 7471A	Matrix Solid	Start Time -0500-0700	SDG -
Analyst william hoyle	Date -10-20-09	Lot Numbers	
MS Hg Working CAL		C9J020291	
Lab Lot # -MET5384-09			
Analyst Sign: William A Hoyle			

Sample ID	Initial Wt/Vol g/mL	Final Vol mL	Comments
LLXNA	1.20g	100ml	
LLXNC			
LLXND			
LLXNG			
LLXNH			WAH 10-20-09
LLXNJ			
LLXNK			
LLXNK S			1ml MET5384-09
LLXNK D			
LLXNL			
LMVTK B	1.20g ATH20		WAH 10-20-09
LMVTK C	100ml		MET5395-09

SAMPLE CODING: B-Blank C-Check L-Check Duplicate S-Matrix Spike D-Matrix Spike Duplicate X-Sample Duplicate

NOTE: Samples marked with an asterisk (*) required filtration after digestion and prior to analysis
Samples marked with a plus sign (+) required additional Conc.HNO3 in digestion process, brown fumes were observed

Reagents:
- 2.0ml HNO3, H14023, Mallinckrodt
- 5.0ml H2SO4, G35029, Mallinckrodt
- 5.0ml KMnO4, MET5301-09, Stnds. Log
- 8.0ml K2S2O4, MET5255-09, Stnds. Log
- 6.0ml Clear. Sol., MET5344-09, Stnds. Log
- Stannous Chloride, MET5256-09, Stnds. Log

Hot Plate/Block Temp	Correction Factor
#2 95°C	IP30 -1.0°
WAH 10-20-09	

Minimum digestion times have been met (analyst initials): WAH 10-20-09

Digestate(s)	Date	Time	(Received)	Analyst	Location	Date	Time	(Relinquished)	Analyst	Location

	Lot Number	Manufacturer	
Initial Digestion Vessel:	A901LS268	Env. Express	Pipet #: G10008
Final Digestion Vessel:	n/a	n/a	Balance #: P1856709
Filter Paper:	J11485882	Whatman	Printed on: 20-Oct-09 6:41:33 AM

TestAmerica Pittsburgh — MERCURY ~~Metals~~ Preparation Log

Batch No. 9293022 | Page 1 of 1

WAH 10-20-09 V1.0.5 - Last Revised 12/30/2005

Method 7471A	Matrix Biological	Start Time -0500-0700	SDG -
Analyst william hoyle	Date -10-20-09	Lot Numbers	
MS Hg Working CAL		C9I300234	
Lab Lot # -MET5384-09			
Analyst Sign: William a Hoyle			

Sample ID	Initial Wt/Vol g/mL	Final Vol mL	Comments
LLQQ9	0.6g	100ml	
LLQRF			WAH 10-20-09
LLQRJ			
LLQRJ S			1ml MET5384-09
LLQRJ D			
LMVTM B	0.6g DI H2O		WAH 10-20-09
LMVTM C	100ml		MET5396-09
			WAH 10-20-09

SAMPLE CODING: B-Blank C-Check L-Check Duplicate S-Matrix Spike D-Matrix Spike Duplicate X-Sample Duplicate

NOTE: Samples marked with an asterisk (*) required filtration after digestion and prior to analysis
Samples marked with a plus sign (+) required additional Conc.HNO3 in digestion process, brown fumes were observed

Reagents:
- 2.0ml HNO3, H14023, Mallinckrodt
- 5.0ml H2SO4, G35029, Mallinckrodt
- 5.0ml KMnO4, MET5301-09, Stnds. Log
- 8.0ml K2S2O4, MET5255-09, Stnds. Log
- 6.0ml Clear. Sol., MET5344-09, Stnds. Log
- Stannous Chloride, MET5256-09, Stnds. Log

Hot Plate/Block Temp		Correction Factor	
#2	95°C	HP30	-1.0°C
#3	95°C	HP31	-1.0°C
		WAH	10-20-09

Minimum digestion times have been met (analyst initials):

Digestate(s)	Date	Time	(Received)	Analyst	Location	Date	Time	(Relinquished)	Analyst	Location
			WAH 10-20-09							

	Lot Number	Manufacturer	
Initial Digestion Vessel:	A901LS268	Env. Express	Pipet #: G10008
Final Digestion Vessel:	n/a	n/a	Balance #: P1856709
Filter Paper:	J11485882	Whatman	Printed on: 20-Oct-09 6:42:10 AM

TestAmerica Pittsburgh — Mercury Metals Preparation Log

Batch No. 9293023 — Page 1 of 1

WAH 10-20-09 V1.0.5 - Last Revised 12/30/2005

Method 7471A	Matrix Waste	Start Time -0500-0700	SDG -
Analyst william hoyle	Date -10-20-09	Lot Numbers	
MS Hg Working CAL		C9J070371, C9J070372, C9J090152, C9J130170, C9J150128, C9J160268	
Lab Lot # -MET5384-09			
Analyst Sign: William C Hoyle			

Sample ID	Initial Wt/Vol g/mL	Final Vol mL	Comments
LL6H4	0.6g	100ml	
LL6H5			
LL6H6			
LL6H7			
LL9RV			WAH 10-20-09
LMGLE			
LMGLQ			
LMGLR			
LMLTE			
LMLTE S			Fnl MET5384-09
LMLTE D			↓
LMLTG			
LMLTJ			
LMLTK			
LMQAV			WAH 10-20-09
LMVTP B	0.6g DI H2O		
LMVTP C	100ml	↓	MET5397-09
			WAH 10-20-09

SAMPLE CODING: B-Blank C-Check L-Check Duplicate S-Matrix Spike D-Matrix Spike Duplicate X-Sample Duplicate

NOTE: Samples marked with an asterisk (*) required filtration after digestion and prior to analysis
Samples marked with a plus sign (+) required additional Conc.HNO3 in digestion process, brown fumes were observed

Reagents:
- 2.0ml HNO3, H14023, Mallinckrodt
- 5.0ml H2SO4, G35029, Mallinckrodt
- 5.0ml KMnO4, MET5301-09, Stnds. Log
- 8.0ml K2S2O4, MET5255-09, Stnds. Log
- 6.0ml Clear. Sol., MET5344-09, Stnds. Log
- Stannous Chloride, MET5256-09, Stnds. Log

Hot Plate/Block Temp	Correction Factor
#3 95°C	IR31 -1.0°C
WAH	10-20-09

Minimum digestion times have been met (analyst initials):

Digestate(s)	Date	Time	(Received)	Analyst	Location	Date	Time	(Relinquished)	Analyst	Location
			WAH 10-20-09							

	Lot Number	Manufacturer
Initial Digestion Vessel:	A901LS268	Env. Express
Final Digestion Vessel:	n/a	n/a
Filter Paper:	J11485882	Whatman

Pipet #: G10008
Balance #: P1856709
Printed on: 20-Oct-09 6:42:38 AM

Test America Pittsburgh
- 10 -
METHOD DETECTION LIMITS

Client: TETRA TECH **SDG No.:** C9J020291

Analyte	Mass	MDL ug/L	CRQL ug/L	mg/kg	
ICPMS	**MDL Date:**	6/6/2009			
Antimony	121	0.026	2	0.2	4
Arsenic	75	0.18	1	0.1	.2
Barium	137	0.1	10	1	2
Beryllium	9	0.075	1	0.1	.2
Cadmium	111	0.070	1	0.1	.2
Chromium	52	0.06	2	0.2	.2
Cobalt	59	0.02	0.5	0.05	.10
Copper	65	0.33	2	0.2	.4
Lead	208	0.038	1	0.1	.2
Nickel	60	0.1	1	0.1	.2
Selenium	82	0.50	5	0.5	1.0
Silver	107	0.04	1	0.1	0.2
Thallium	205	0.020	1	↓	↓
Vanadium	51	0.08	1	↓	↓
Zinc	66	0.65	5	0.5	1.0
Molybdenum	98	0.21	5	0.5	1.0

TestAmerica Pittsburgh

Metals Data Reporting Form

Instrument Detection Limits

Instrument: CVAA **Units:** ppb

Element	Wavelength	Reporting Limit	MDL	Date of MDL
Mercury	253.700	0.2	0.065	3/23/2009

CRDL
0.017

20 CRDL
0.033

Sample List

10-25-09

No	Label	Type	Weight	Rack	Row	Col	Height
1	PERFORMANCE REPORT	Instrument Setup	1.000	1	1	1	155
2	STD1 MET5401-09 INT STD	Blank	1.000	0	1	1	155
3	STD2X MET5118-09	Fully Quant Standard	1.000	0	1	2	155
4	STD3X MET5119-09	Fully Quant Standard	1.000	0	1	3	155
5	ICV1 MET5120-09	QC Sample	1.000	0	1	5	155
6	ICB1	QC Sample	1.000	0	1	9	155
7	CRI MET5121-09	QC Sample	1.000	0	1	6	155
8	ICSA MET5122-09	QC Sample	1.000	0	1	7	155
9	ICSAB MET5123-09	QC Sample	1.000	0	1	8	155
10	CCV1-1 MET5124-09	QC Sample	1.000	0	1	4	155
11	CCB1	QC Sample	1.000	0	1	9	155
12	LMVEVBT/5	Unknown	1.000	1	1	2	155
13	LM3QKBT	Unknown	1.000	1	1	3	155
14	LM3QKCT/5	Unknown	1.000	1	1	4	155
15	LMR8TT/10	Unknown	1.000	1	1	5	155
16	LMR8TP50T	Unknown	1.000	1	1	6	155
17	LMR8TST/10	Unknown	1.000	1	1	7	155
18	LMR8TDT/10	Unknown	1.000	1	1	8	155
19	LMJETB	Unknown	1.000	1	1	9	155
20	LMJETC	Unknown	1.000	1	1	10	155
21	LLXLA	Unknown	1.000	1	1	11	155
22	CCV1-2	QC Sample	1.000	0	1	4	155
23	CCB2	QC Sample	1.000	0	1	9	155
24	LLXLAP5	Unknown	1.000	1	1	12	155
25	LLXLAS	Unknown	1.000	1	2	1	155
26	LLXLAD	Unknown	1.000	1	2	2	155
27	LLXLG	Unknown	1.000	1	2	3	155
28	LLXLH	Unknown	1.000	1	2	4	155
29	LLXL3	Unknown	1.000	1	2	5	155
30	LLXLK	Unknown	1.000	1	2	6	155
31	LLXLL	Unknown	1.000	1	2	7	155
32	LLXLM	Unknown	1.000	1	2	8	155
33	LLXLP	Unknown	1.000	1	2	9	155
34	CCV1-3	QC Sample	1.000	0	1	4	155
35	CCB3	QC Sample	1.000	0	1	9	155
36	LLXLT	Unknown	1.000	1	2	10	155
37	LLXLV	Unknown	1.000	1	2	11	155
38	LLXLX	Unknown	1.000	1	2	12	155
39	LLXL0	Unknown	1.000	1	3	1	155
40	LLXL1	Unknown	1.000	1	3	2	155
41	LLXL2	Unknown	1.000	1	3	3	155
42	LLXL3	Unknown	1.000	1	3	4	155
43	LLXL5	Unknown	1.000	1	3	5	155
44	LLXL6	Unknown	1.000	1	3	6	155
45	LLXL8	Unknown	1.000	1	3	7	155
46	CCV1-4	QC Sample	1.000	0	1	4	155
47	CCB4	QC Sample	1.000	0	1	9	155
48	LLXMA	Unknown	1.000	1	3	8	155
49	LLXMC	Unknown	1.000	1	3	9	155
50	LMV3XB	Unknown	1.000	1	3	10	155
51	LMV3XC	Unknown	1.000	1	3	11	155
52	LLXMD	Unknown	1.000	1	3	12	155
53	LLXMDP5	Unknown	1.000	1	4	1	155
54	LLXMDS	Unknown	1.000	1	4	2	155
55	LLXMDD	Unknown	1.000	1	4	3	155
56	LLXME	Unknown	1.000	1	4	4	155
57	LLXMF	Unknown	1.000	1	4	5	155
58	CCV1-5	QC Sample	1.000	0	1	4	155
59	CCB5	QC Sample	1.000	0	1	9	155
60	LLXMG	Unknown	1.000	1	4	6	155
61	LLXMH	Unknown	1.000	1	4	7	155
62	LLXMJ	Unknown	1.000	1	4	8	155
63	LLXMK	Unknown	1.000	1	4	9	155
64	LLXML	Unknown	1.000	1	4	10	155
65	LLXMN	Unknown	1.000	1	4	11	155
66	LLXMP	Unknown	1.000	1	4	12	155
67	LLXMV	Unknown	1.000	1	5	1	155

68	LLXMX	Unknown	1.000	1	5	2	155
69	LLXM0	Unknown	1.000	1	5	3	155
70	CCV1-6	QC Sample	1.000	0	1	4	155
71	CCB6	QC Sample	1.000	0	1	9	155
72	LLXM2	Unknown	1.000	1	5	4	155
73	LLXM3	Unknown	1.000	1	5	5	155
74	LLXM4	Unknown	1.000	1	5	6	155
75	LLXM5	Unknown	1.000	1	5	7	155
76	LLXM7	Unknown	1.000	1	5	8	155
77	LLXM8	Unknown	1.000	1	5	9	155
78	LLXM9	Unknown	1.000	1	5	10	155
79	LM0RQB	Unknown	1.000	1	5	11	155
80	LM0RQC	Unknown	1.000	1	5	12	155
81	LLXNA	Unknown	1.000	2	1	1	155
82	CCV1-7	QC Sample	1.000	0	1	4	155
83	CCB7	QC Sample	1.000	0	1	9	155
84	LLXNAP5	Unknown	1.000	2	1	2	155
85	LLXNAS	Unknown	1.000	2	1	3	155
86	LLXNAD	Unknown	1.000	2	1	4	155
87	LLXNC	Unknown	1.000	2	1	5	155
88	LLXND	Unknown	1.000	2	1	6	155
89	LLXNG	Unknown	1.000	2	1	7	155
90	LLXNH	Unknown	1.000	2	1	8	155
91	LLXNJ	Unknown	1.000	2	1	9	155
92	LLXNK	Unknown	1.000	2	1	10	155
93	LLXNL	Unknown	1.000	2	1	11	155
94	CCV1-8	QC Sample	1.000	0	1	4	155
95	CCB8	QC Sample	1.000	0	1	9	155

TestAmerica Pittsburgh

Metals Data Reporting Form

Instrument Runlog

Instrument: CVAA **Chart Number:** G91019A.PRN

Start Date: 10/19/2009 **End Date:** 10/19/2009

Lab Sample Name	DF	Time of Analysis	Analytes
			Hg
Std01Rep1	1	7:52 AM	X
Std02Rep1	1	7:54 AM	X
Std03Rep1	1	7:55 AM	X
Std04Rep1	1	7:57 AM	X
Std05Rep1	1	7:59 AM	X
Std06Rep1	1	8:00 AM	X
ICV6-1	1	8:02 AM	X
ICB1	1	8:04 AM	X
CRA/RLV	1	8:05 AM	X
CCV6-1	1	8:07 AM	X
CCB1	1	8:09 AM	X
LMTLPB	1	8:10 AM	X
LMTLPC	1	8:12 AM	X
LLXLA	1	8:14 AM	X
LLXLG	1	8:16 AM	X
LLXLH	1	8:18 AM	X
LLXLJ	1	8:19 AM	X
LLXLK	1	8:21 AM	X
LLXLL	1	8:22 AM	X
LLXLM	1	8:24 AM	X
LLXLP	1	8:26 AM	X
CCV6-2	1	8:27 AM	X
CCB2	1	8:29 AM	X
LLXLT	1	8:31 AM	X
LLXLV	1	8:33 AM	X
LLXLX	1	8:34 AM	X
LLXL0	1	8:36 AM	X
LLXL1	1	8:38 AM	X
LLXL2	1	8:39 AM	X
LLXL3	1	8:41 AM	X
LLXL3S	1	8:43 AM	X
LLXL3D	1	8:44 AM	X
LLXL5	1	8:46 AM	X
CCV6-3	1	8:48 AM	X
CCB3	1	8:49 AM	X
LLXL6	1	8:51 AM	X
LLXL8	1	8:53 AM	X
LLXMA	1	8:55 AM	X
LLXMC	1	8:56 AM	X
CCV6-4	1	9:08 AM	X
CCB4	1	9:10 AM	X

TestAmerica Pittsburgh

Metals Data Reporting Form

Instrument Runlog

Instrument: CVAA **Chart Number:** G91020A.PRN

Start Date: 10/20/2009 **End Date:** 10/20/2009

Lab Sample Name	DF	Time of Analysis	Analytes
			Hg
Std01Rep1	1	8:03 AM	X
Std02Rep1	1	8:05 AM	X
Std03Rep1	1	8:06 AM	X
Std04Rep1	1	8:08 AM	X
Std05Rep1	1	8:10 AM	X
Std06Rep1	1	8:11 AM	X
ICV6-1	1	8:13 AM	X
ICB1	1	8:15 AM	X
CRA/RLV	1	8:16 AM	X
CCV6-1	1	8:18 AM	X
CCB1	1	8:20 AM	X
LMVTHB	1	8:22 AM	X
LMVTHC	1	8:24 AM	X
LLXMD	1	8:26 AM	X
LLXME	1	8:27 AM	X
LLXMF	1	8:29 AM	X
LLXMFS	1	8:30 AM	X
LLXMFD	1	8:32 AM	X
LLXMG	1	8:34 AM	X
LLXMH	1	8:35 AM	X
LLXMJ	1	8:37 AM	X
CCV6-2	1	8:39 AM	X
CCB2	1	8:40 AM	X
LLXMK	1	8:42 AM	X
LLXML	1	8:44 AM	X
LLXMN	1	8:46 AM	X
LLXMP	1	8:47 AM	X
LLXMV	1	8:49 AM	X
LLXMX	1	8:50 AM	X
LLXM0	1	8:52 AM	X
LLXM2	1	8:54 AM	X
LLXM3	1	8:55 AM	X
LLXM4	1	8:57 AM	X
CCV6-3	1	8:59 AM	X
CCB3	1	9:00 AM	X
LLXM5	1	9:02 AM	X
LLXM7	1	9:04 AM	X
LLXM8	1	9:05 AM	X
LLXM9	1	9:07 AM	X
LMVTKB	1	9:09 AM	X
LMVTKC	1	9:10 AM	X

TestAmerica Pittsburgh

Metals Data Reporting Form

Instrument Runlog

Instrument: CVAA **Chart Number:** G91020A.PRN

Start Date: 10/20/2009 **End Date:** 10/20/2009

Lab Sample Name	DF	Time of Analysis	Analytes																									
			Hg																									
LLXNA	1	9:12 AM	X																									
LLXNC	1	9:14 AM	X																									
LLXND	1	9:16 AM	X																									
LLXNG	1	9:18 AM	X																									
CCV6-4	1	9:19 AM	X																									
CCB4	1	9:21 AM	X																									
LLXNH	1	9:23 AM	X																									
LLXNJ	1	9:24 AM	X																									
LLXNK	1	9:26 AM	X																									
LLXNKS	1	9:28 AM	X																									
LLXNKD	1	9:29 AM	X																									
LLXNL	1	9:31 AM	X																									
CCV6-5	1	9:39 AM	X																									
CCB5	1	9:41 AM	X																									
CCV6-6	1	10:00 AM	X																									
CCB6	1	10:02 AM	X																									

Stansbury Creek, Martin State

CR, Hexavalent

Lab Name: TESTAMERICA PITTSBURGH
Client Name: Tetra Tech NUS, Inc
Matrix: SOLID

Method: SW846 7196A
Report ID: C9J020291
Date/Time Received: 10/2/2009 10:16:00AM

Client Sample ID	Sample Number	Workorder	Result	Units	Reporting Limit	Prep Date-Analysis Date/Time	QC Batch	RPD / Limit (%)
SD-4-SS DUP	011 DUP	LLXLX1A2	ND	mg/kg	1.3	10/17/2009 - 10/20/2009 16:52	9291016	0 / 20
SD-4-SS DUP	011 DUP	LLXLX1A3	ND	mg/kg	1.3	10/17/2009 - 10/20/2009 18:17	9292366	0 / 20
SD-03-01 DUP	021 DUP	LLXMD1A7	ND	mg/kg	0.54	10/17/2009 - 10/20/2009 21:49	9292367	200 / 20
SD-03-01 DUP	021 DUP	LLXMD1A4	0.13 B	mg/kg	0.54	10/17/2009 - 10/20/2009 19:49	9291017	200 / 20
SD-12-01 DUP	031 DUP	LLXMV1A3	ND	mg/kg	0.50	10/17/2009 - 10/20/2009 22:02	9292367	200 / 20
SD-12-01 DUP	031 DUP	LLXMV1A2	0.12 B	mg/kg	0.52	10/17/2009 - 10/20/2009 20:02	9291017	2.4 / 20
SD-09-02 DUP	041 DUP	LLXNA1A4	ND	mg/kg	1.1	10/18/2009 - 10/20/2009 00:04	9291018	200 / 20
SD-09-02 DUP	041 DUP	LLXNA1A7	ND	mg/kg	1.2	10/18/2009 - 10/21/2009 00:54	9292395	0 / 20
BLK - C9J180000018B	018 MB	LMVFK1AA	ND	mg/kg	0.40	10/18/2009 - 10/20/2009 23:59	9291018	
BLK - C9J190000366B	366 MB	LMVD61AA	ND	mg/kg	0.40	10/17/2009 - 10/20/2009 17:59	9292366	
BLK - C9J190000367B	367 MB	LMVEA1AA	ND	mg/kg	0.40	10/17/2009 - 10/20/2009 21:44	9292367	
BLK - C9J180000017B	017 MB	LMVDN1AA	ND	mg/kg	0.40	10/17/2009 - 10/20/2009 19:44	9291017	
BLK - C9J190000395B	395 MB	LMVF41AA	ND	mg/kg	0.40	10/18/2009 - 10/21/2009 00:49	9292395	
BLK - C9J180000016B	016 MB	LMVDD1AA	ND	mg/kg	0.40	10/17/2009 - 10/20/2009 16:34	9291016	
SD-07-01 DUP	001 DUP	LLXLA1C8	ND	mg/kg	0.84	10/17/2009 - 10/20/2009 16:39	9291016	0 / 20
SD-07-01 DUP	001 DUP	LLXLA1DC	ND	mg/kg	0.84	10/17/2009 - 10/20/2009 18:04	9292366	0 / 20

Stansbury Creek, Martin State

CR, Hexavalent

Lab Name: TESTAMERICA PITTSBURGH
Client Name: Tetra Tech NUS, Inc
Matrix: SOLID

Method: SW846 7196A
Lot Number: C9J020291
Date/Time Received: 10/2/2009 10:16:00AM

	Client Sample ID	QC Sample Type	Workorder	Recovery (%)	Control Limits (%)	Prep Date - Analysis Date/Time	QC Batch	RPD / Limit (%)
1	SD-07-01	MS	LLXLA1C7	6.0 N	75 - 125	10/17/200 - 10/20/2009 16:36	9291016	
1	SD-07-01	MS	LLXLA1DE	0.0	75 - 125	10/17/200 - 10/20/2009 16:38	9291016	
2	SD-07-01	MS	LLXLA1DA	5.7 N	75 - 125	10/17/200 - 10/20/2009 18:01	9292366	
2	SD-07-01	MS	LLXLA1DD	0.013 N	75 - 125	10/17/200 - 10/20/2009 18:02	9292366	
2	SD-07-01	MS	LLXLA1DG	0.0	75 - 125	10/17/200 - 10/20/2009 18:03	9292366	
1	SD-07-01	MS	LLXLA1C9	0.34 N	75 - 125	10/17/200 - 10/20/2009 16:37	9291016	
1	SD-03-01	MS	LLXMD1A5	1.1 N	75 - 125	10/17/200 - 10/20/2009 19:47	9291017	
2	SD-03-01	MS	LLXMD1CA	0.0 N	75 - 125	10/17/200 - 10/20/2009 21:48	9292367	
1	SD-03-01	MS	LLXMD1A9	0.0	75 - 125	10/17/200 - 10/20/2009 19:48	9291017	
2	SD-03-01	MS	LLXMD1A6	0	75 - 125	10/17/200 - 10/20/2009 21:46	9292367	
1	SD-03-01	MS	LLXMD1A3	3.9 N	75 - 125	10/17/200 - 10/20/2009 19:46	9291017	
2	SD-03-01	MS	LLXMD1A8	37 N	75 - 125	10/17/200 - 10/20/2009 21:47	9292367	
2	SD-09-02	MS	LLXNA1A6	0.20 N	75 - 125	10/18/200 - 10/21/2009 00:51	9292395	
1	SD-09-02	MS	LLXNA1A3	0.25 N	75 - 125	10/18/200 - 10/20/2009 00:01	9291018	
1	SD-09-02	MS	LLXNA1A9	0.17 N	75 - 125	10/18/200 - 10/20/2009 00:03	9291018	
2	SD-09-02	MS	LLXNA1CA	0.30 N	75 - 125	10/18/200 - 10/21/2009 00:53	9292395	
2	SD-09-02	MS	LLXNA1A8	34 N	75 - 125	10/18/200 - 10/21/2009 00:52	9292395	
1	SD-09-02	MS	LLXNA1A5	25 N	75 - 125	10/18/200 - 10/20/2009 00:02	9291018	
	CHECK SAMPLE	LCS	LMVDD1AC	91	80 - 120	10/17/200 - 10/20/2009 16:32	9291016	

Stansbury Creek, Martin State

CR, Hexavalent

Lab Name:	TESTAMERICA PITTSBURGH	**Method:**	SW846 7196A
Client Name:	Tetra Tech NUS, Inc	**Lot Number:**	C9J180000
Matrix:	SOLID	**Date/Time Received:**	10/2/2009 10:16:00AM

Client Sample ID	QC Sample Type	Workorder	Recovery (%)	Control Limits (%)	Prep Date - Analysis Date/Time	QC Batch	RPD / Limit (%)
CHECK SAMPLE	LCS	LMVDD1AD	97	80 - 120	10/17/200 - 10/20/2009 16:33	9291016	
CHECK SAMPLE	LCS	LMVDN1AC	93	80 - 120	10/17/200 - 10/20/2009 19:42	9291017	
CHECK SAMPLE	LCS	LMVDN1AD	99	80 - 120	10/17/200 - 10/20/2009 19:43	9291017	
CHECK SAMPLE	LCS	LMVFK1AC	98	80 - 120	10/18/200 - 10/20/2009 23:57	9291018	
CHECK SAMPLE	LCS	LMVFK1AD	101	80 - 120	10/18/200 - 10/20/2009 23:58	9291018	
CHECK SAMPLE	LCS	LMVD61AC	93	80 - 120	10/17/200 - 10/20/2009 17:57	9292366	
CHECK SAMPLE	LCS	LMVD61AD	97	80 - 120	10/17/200 - 10/20/2009 17:58	9292366	
CHECK SAMPLE	LCS	LMVEA1AC	93	80 - 120	10/17/200 - 10/20/2009 21:42	9292367	
CHECK SAMPLE	LCS	LMVEA1AD	102	80 - 120	10/17/200 - 10/20/2009 21:43	9292367	
CHECK SAMPLE	LCS	LMVF41AC	96	80 - 120	10/18/200 - 10/21/2009 00:47	9292395	
CHECK SAMPLE	LCS	LMVF41AD	89	80 - 120	10/18/200 - 10/21/2009 00:48	9292395	

TestAmerica Pittsburgh *Metals Preparation Log*

Batch No. 9287191

v1.0.5 - Last Revised 12/30/2005

Method 6020 Soil	**Matrix** Solid	**Start Time** 1050	**SDG** -
Analyst Caitlyn Haluck	**Date** 10/14/09	**Lot Numbers**	
MS TAPITT-MS-C, TAPITT-MS-ICPMS		C9J020291	
Lab Lot # -met3511-09, met4525-09			
Analyst Sign: Caitlyn Haluck			

Sample ID	Initial Wt/Vol g/mL	Final Vol mL	Comments
LLXL0	2.0g	100mL	
LLXL1			
LLXL2			
LLXL3			
LLXL5			10.14.09 CH
LLXL6			
LLXL8			
LLXLA			
LLXLA S			+1.0mL MS C, MS ICP
LLXLA D			
LLXLG			
LLXLH			
LLXLJ			
LLXLK			
LLXLL			
LLXLM			10.14.09 CH
LLXLP			
LLXLT			
LLXLV			
LLXLX			
LLXMA			
LLXMC			
LMJET B	2.0g chip		
LMJET C			CH 10.14.09 +1.0mL ~~MS A~~ MS-C, MS ICP
			10.14.09 CH

SAMPLE CODING: B-Blank C-Check L-Check Duplicate S-Matrix Spike D-Matrix Spike Duplicate X-Sample Duplicate

NOTE: Samples marked with an asterisk (*) required filtration after digestion and prior to analysis
Samples marked with a plus sign (+) required additional Conc.HNO3 in digestion process, brown fumes were observed

Reagents:
5 ml Optima Conc HNO3, 6901 G44421, JT Baker
10 ml 30% H2O2, 3408 G46A19, Mallinckrodt
10 ml 1:1 Optima HNO3, MET 4950-09, Stds. Log
10ml Opt. Conc. HCl, V078 G51N65, Mallinckrodt

Hot Plate/Block Temp	Correction Factor
FF9 / 95°C	0.0°C

Minimum digestion times have been met (analyst initials): CH

Digestate(s)	Date	Time	(Received)	Analyst	Location	Date	Time	(Relinquished)	Analyst	Location
All Above	10.14.09		1330	CH	Prep	10.14.09		1345	CH	D8
All Above	10-23-09		1155	WTK	C4	10-23-09		1720	WTK	D8

	Lot Number	Manufacturer	
Initial Digestion Vessel:	A905LP037	Environmental Express	**Pipet #:** J0450H & G10008
Final Digestion Vessel:	090811	Corning	**Balance #:** P1856710
Filter Paper:	J11429053	Whatman	Printed on: 14-Oct-09 12:16:26 PM

Reviewed By: Ron Koerlaum **Date:** 10-14-09

TestAmerica Pittsburgh — Metals Preparation Log

Batch No. 9293088

v1.0.5 - Last Revised 12/30/2005

Method 6020 Soil	**Matrix** Solid	**Start Time** 0845	**SDG** -
Analyst Caitlyn Haluck	**Date** 10/20/09	**Lot Numbers**	
MS TAPITT-MS-C, TAPITT-MS-ICPMS		C9J020291	
Lab Lot # -met3511-09, met4525-09			
Analyst Sign: Caitlyn Haluck			

Sample ID	Initial Wt/Vol g/mL	Final Vol mL	Comments
LLXM0	2.00g	100mL	
LLXM2			
LLXM3			
LLXM4			
LLXM5			10.20.09 CH
LLXM7			
LLXM8			
LLXM9			
LLXMD			
LLXMD S			+1.0mL MS ICP.MS-C
LLXMD D			
LLXME			
LLXMF			
LLXMG			
LLXMH			
LLXMJ			
LLXMK			
LLXML			10.20.09 CH
LLXMN			
LLXMP			
LLXMV			
LLXMX			
LMV3X B	2.0g chips		
LMV3X C			+1.0mL MS ICP.MS-C
			10.20.09 CH

SAMPLE CODING: B-Blank C-Check L-Check Duplicate S-Matrix Spike D-Matrix Spike Duplicate X-Sample Duplicate

NOTE: Samples marked with an asterisk (*) required filtration after digestion and prior to analysis
Samples marked with a plus sign (+) required additional Conc.HNO3 in digestion process, brown fumes were observed

Reagents:
5 ml Optima Conc HNO3, 6901 G44421, JT Baker
10 ml 30% H2O2, 3408 G46A19, Mallinckrodt
10 ml 1:1 Optima HNO3, MET 4950-09, Stds. Log
10ml Opt. Conc. HCl, V078 G51N65, Mallinckrodt

Minimum digestion times have been met (analyst initials): CH

Hot Plate/Block Temp	Correction Factor
#91 95°C	0.0°C

Digestate(s)	Date	Time	(Received)	Analyst	Location	Date	Time	(Relinquished)	Analyst	Location
all above	10.20.09		1100	CH	Prep	102009		1120	CH	CB
All Above	10-23-09		1155	WTK	C4	10-23-09		1720	WTK	CB

	Lot Number	Manufacturer
Initial Digestion Vessel:	A905LP037	Environmental Express
Final Digestion Vessel:	090811	Corning
Filter Paper:	J11485882	Whatman

Pipet #: J0450H & G10008
Balance #: P1856710
Printed on: 20-Oct-09 9:05:18 AM

Reviewed By: [signature] **Date:** 10.20.09

MET-131-9293088

TestAmerica Pittsburgh *Metals Preparation Log*

Batch No. 9294271

v1.0.5 - Last Revised 12/30/2005

Method 6020 Soil	Matrix Solid	Start Time 1055	SDG -
Analyst Caitlyn Haluck	Date 10/21/09	Lot Numbers C9J020291	
MS TAPITT-MS-C, TAPITT-MS-ICPMS			
Lab Lot # -met4525-09, met5398-09			
Analyst Sign: Caitlyn Haluck			

Sample ID	Initial Wt/Vol g/mL	Final Vol mL	Comments
LLXNA	2.00g	100mL	10-21-09 CH
LLXNA S			+1.0mL MS C MS-ICP
LLXNA D			
LLXNC			
LLXND			
LLXNG			
LLXNH			
LLXNJ			10-21-09 CH
LLXNK			
LLXNL			
LM0RQ B	2.0g chips		
LM0RQ C			+1.0mL MS C MS-ICP
			10-21-09 CH

SAMPLE CODING: B-Blank C-Check L-Check Duplicate S-Matrix Spike D-Matrix Spike Duplicate X-Sample Duplicate

NOTE: Samples marked with an asterisk (*) required filtration after digestion and prior to analysis
Samples marked with a plus sign (+) required additional Conc.HNO3 in digestion process, brown fumes were observed

Reagents:
5 ml Optima Conc HNO3, 6901 G44421, JT Baker
10 ml 30% H2O2, 3408 G46A19, Mallinckrodt
10 ml 1:1 Optima HNO3, MET 4950-09, Stds. Log
10ml Opt. Conc. HCl, V078 G51N65, Mallinckrodt

Hot Plate/Block Temp	Correction Factor
#10/95°C	0.0°C

Minimum digestion times have been met (analyst initials): CH

Digestate(s)	Date	Time	(Received)	Analyst	Location	Date	Time	(Relinquished)	Analyst	Location
all above	10-21-09		1350	CH	Prep	10-21-09		1410	CH	C8
All Above	10-23-09		1155	WTR	C8	10-23-09		1720	WTR	C8

	Lot Number	Manufacturer	
Initial Digestion Vessel:	A905LP037	Environmental Express	Pipet #: J0450H & G10008
Final Digestion Vessel:	090811	Corning	Balance #: P1856710
Filter Paper:	J11485882	Whatman	Printed on: 21-Oct-09 12:52:33 PM

Reviewed By: [signature] Date: 10-21-09 MET-131-9294271

C9J020291 6343 (6001 - 6361)

APPENDIX D

NPDES PERMIT

APPENDIX E

EPA REGIONAL SCREENING-LEVELS FOR SOIL

EPA REGIONAL SCREENING LEVELS FOR RESIDENTIAL SOIL
CHEMICALS DETECTED IN STANSBURY CREEK SEDIMENT
STANSBURY CREEK, MARTIN STATE AIRPORT
MIDDLE RIVER, MARYLAND

Chemical	Residential Soil Screening Level
VOLATILES (µg/kg)	
2-BUTANONE	28,000,000
4-METHYL-2-PENTANONE	5,300,000
CARBON DISULFIDE	820,000
CIS-1,2-DICHLOROETHENE	780,000
METHYL TERT-BUTYL ETHER	43,000
TOLUENE	5,000,000
TRICHLOROETHENE	2,800
SEMIVOLATILES (µg/kg)	
1,2-DICHLOROBENZENE	1,900,000
1,4-DIOXANE	44,000
1-METHYLNAPHTHALENE	22,000
2-METHYLNAPHTHALENE	310,000
4-BROMOPHENYL PHENYL ETHER	NA
ACENAPHTHENE	3,400,000
ACENAPHTHYLENE	NA
ANTHRACENE	17,000,000
BENZO(A)ANTHRACENE	150
BENZO(A)PYRENE	15
BENZO(B)FLUORANTHENE	150
BENZO(G,H,I)PERYLENE	NA
BENZO(K)FLUORANTHENE	1,500
BENZOIC ACID	240,000,000
BIS(2-ETHYLHEXYL)PHTHALATE	35,000
BUTYL BENZYL PHTHALATE	260,000
CARBAZOLE	NA
CHRYSENE	15,000
DIBENZO(A,H)ANTHRACENE	15
DIBENZOFURAN	780,000
DIETHYL PHTHALATE	49,000,000
DI-N-BUTYL PHTHALATE	6,100,000
DI-N-OCTYL PHTHALATE	NA
FLUORANTHENE	2,300,000
FLUORENE	2,300,000

EPA REGIONAL SCREENING LEVELS FOR RESIDENTIAL SOIL
CHEMICALS DETECTED IN STANSBURY CREEK SEDIMENT
STANSBURY CREEK, MARTIN STATE AIRPORT
MIDDLE RIVER, MARYLAND

Chemical	Residential Soil Screening Level
INDENO(1,2,3-CD)PYRENE	150
NAPHTHALENE	3,600
PHENANTHRENE	NA
PYRENE	1,700,000
TOTAL METALS (mg/kg)	
ANTIMONY	31
ARSENIC	0.39
BARIUM	15,000
BERYLLIUM	160
CADMIUM	70
CHROMIUM	120,000
COBALT	23
COPPER	3,100
LEAD	400
MERCURY	23
MOLYBDENUM	390
NICKEL	1,500
SELENIUM	390
SILVER	390
THALLIUM	NA
VANADIUM	390
ZINC	23,000
PESTICIDES/PCBs (µg/kg)	
AROCLOR-1254	220
AROCLOR-1260	220
MISCELLANEOUS (mg/kg)	
HEXAVALENT CHROMIUM	0.29

(EPA, 2010)

NA: Screening level not available.

Environmental Monitoring and Engineering

Routing Slip

Project Name: MTN IDDE

Routing Date: 9/3/2009

File under: REPORTS

Date: 9/3/2009

Type: 2009 MTN IDDE Annual Report

Originated by: James Barker

Numeric order	Name	Initial/ Date
	J. Harkins	
	C. Madison	
	S. Tomczewski	
	E. Frektic	
	G. Swartz	
	R. Lloyd	
	T. Carrington	
	J. Janney	
1	J. Oltman	JO 9/1/09
	E. Saul	
2	J. Dobson	JD 9/1/09
	K. Carter	
Last	LF scanner	LF

Final Instructions:

Comments: Please post on the EA website.

Updated 02-07-06

MARYLAND
ENVIRONMENTAL
SERVICE

Martin O'Malley, Governor

James M. Harkins, Director

September 3, 2009

Mr. Mark Williams
Manager of Environmental Compliance Division
Office of Planning and Environmental Services
Maryland Aviation Administration
P.O. Box 8766
BWI Airport, Maryland 21240-0766

Re: Martin State Airport, Illicit Discharge Detection and Elimination (IDDE) Annual Report (2008-2009)

Dear Mr. Williams:

Per your request, the Maryland Environmental Service (MES) has performed annual outfall site inspections to determine whether or not illicit discharges exist at Martin State (MTN) Airport. MES has completed dry weather field screening at pre-selected sites found both outside and inside secured gated area locations of MTN Airport. Field screenings include: site inspections, water quality testing, and in some cases, further laboratory sample analysis to determine if illicit discharges or connections actively exist. Attached please find the following documents outlining MES field findings:

- » Appendix A: MES Procedure Details: Testing, Inspections, Sampling, and Illicit Connection Investigations
- » Appendix B: Inspection Sheets and Photos of Outfalls Indicating Dry Weather Flow
- » Appendix C: Inspection Sheets and Photos of Outfalls Indicating No Flow
- » Appendix D: Dry Weather Flow Sample Test Result Spreadsheet
- » Appendix E: Maps of IDDE sites and Drainage Areas at MTN Airport

If you have any questions or require any additional information, please feel free to contact Jesse Dobson, or myself at 410-850-5816.

Thank you,

James Barker

James Barker
Environmental Specialist
Technical & Environmental Services

259 Najoles Road • Millersville, Maryland • 21108
phone 410-729-8200 • fax 410-729-8220 • www.menv.com

Illicit Connections Found at MTN

General Notes

As during past years of inspection, MES field staff faced many challenges while conducting illicit connection investigations due to the topography and the aging infrastructure of MTN Airport. Four out of eight MTN Airport IDDE outfall sites where dry weather flow was detected were identified by MES field inspectors as being influenced by the tides of Middle River. MES followed the identified IDDE pipes upstream (whenever possible) to try to find a sampling point within the same pipeline that was less impacted by tidal conditions; however suitable upstream IDDE locations could not be located. MES staff made every attempt to inspect IDDE sites during both high and low tidal levels.

Based on historic Middle River ambient samples, MES determined that the higher conductivity, surfactants and/or fluoride results for the tidally influenced outfalls were typical of Middle River. The results of this ambient sample testing illustrated the water quality of the river for the specific testing parameters performed at IDDE sites. Test results from ambient samples provided MES inspectors with baseline pollutant levels of the receiving waterway. According to the Department of Natural Resources (DNR) and MD Department of the Environment (MDE), Middle River is classified as oligohaline, meaning it is low salinity (0.5-5.0 ppt)/brackish water. Conductivity levels for fresh-to-brackish water are typically 1,000-3,000 µS/cm and levels for brackish water are 1,000-10,000 µS/cm. This information proved to be a useful tool when attempting to explain water test result spikes of IDDE sites that were suspected of being tidally influenced.

Conductivity - High Levels - IDDE Sites # 3OF001, 7OF001, 8OF001

During initial and follow-up inspections on July 15 2009, IDDE sites # 3OF001, 7OF001, and 8OF001 all yielded conductivity results over the 1,000 µS/cm action limit. Conductivity at these sites ranged from 2100 to 4100 µS/cm. During past years of inspections these sites were previously determined to be tidal influenced based on topography of the airport. Ambient samples taken on August 11, 2009 were measured with a conductivity of 5530 µS/cm *(See Appendix D)*. Elevated conductivity levels at these outfalls can be directly attributed to the tidal waters in the area.

Fluoride - High Level - IDDE Site # WROF001A

IDDE site # WROF001A is located just inside the security gate along the eastern portion of the MTN Airport, southeast of the wash-rack structure. The effluent pipe originates from a 4" x 6"storm drain inlet located on the wash-rack pad. This drain has two outgoing pipes-one directed to sanitary (located 1" above the bottom of the inlet) and the other directed to stormwater (located 4-6" above the bottom of the inlet). When vehicles or aircraft are washed on the pad, an actuator is triggered by the spigot to divert all wash water to the sanitary sewer system. This actuator remains open for 15 minutes after the water is turned off to ensure that all wash water drains from the pad; however, there is constantly one inch of standing water within this grate due to the height of the outgoing sanitary pipe.

The drainage area at the end of the storm water outlet pipe is not properly graded and retains water in a 'sump' area, causing water to back up into the pipe. Due to this ponded water, the site was treated as a "wet site" even though it does not actively flow during dry weather. Initial and follow up inspections were conducted at this location on July 15, 2008. Surfactants results were found to be zero, well below the action level of 0.25 mg/L for both sets of samples. However, fluoride levels were above the 0.6 mg/L action level (initial: 0.7 mg/L; follow up: 0.6 mg/L). A second follow up inspection was performed on August 11, 2009. Again, surfactants levels were low but the fluoride results were at the action level of 0.6 mg/L . A further inspection of the actuator was completed on August 31, 2009 to ensure that it was operating properly. The actuator was

found to be opening and closing at the proper timing intervals.

The wash rack is the only upstream connection from the outfall. After inspecting the wash rack and examining the wash-rack actuator, it is likely that high fluoride levels can be attributed to the structure of the wash rack inlet drain or the actuator valve may not be seated properly. As previously discussed, the inlet grate of the wash rack constantly has one inch of standing water due to the height of the outgoing sanitary pipe. During a rain event this one inch of standing wash water mixes with rain water and discharges to the IDDE site. This could conceivably result in the marginally elevated fluoride levels. It is also possible that over time the actuator valve moved slightly out of position. The result would be a partial gap, which could allow a portion of the wash water to be discharged into storm water. MES will perform a follow-up inspection of the actuator to make sure it is seated properly.

Martins Airport
ILLICIT DISCHARGE, DETECTION AND ELIMINATION REPORT

Oufall ID: 3OF001
Subwatershed: Drainage Area 3
Community: MTN
Date of Inspection: 7/15/2009
Land Use in Drainage Area: Industrial
Time of Inspection: 8:35:00 AM
Air Temperature at Inspection: 75
Inspectors: JB
Notes:

OUTFALL DESCRIPTION

Diameter of Pipe (in): 48
Submerged in Water: Partially
☒ Flow Present
Material: Concrete
Submerged w/ Sediment: No
Shape: Circular
Flow Description: Trickle
Number of Openings: Single
☐ In-stream
Depth of Flow (in): 0

QUATITATIVE CHARACTERIZATION

	Initial Values:		Initial Values:
Estimated Flow (fps):	0	Water Temperature (°F):	78
Ammonia (mg/L):	0	Conductivity (µS/cm):	4120
DO (mg/L):	07.77	pH:	6.54
Surfactants (mg/L):	0.18	Flouride (mg/L):	0.4
Fecal (MVN):	0	DRO (mg/L):	0
Potassium (mg/L):	0	GRO (mg/L):	0

Comments:

PHYSICAL INDICATORS

FOR FLOWING OUTFALLS

Odor:
Floatables:
Color: Clear
Odor Severity:
Floatables Severity:
Color Severity:
Turbidity: Clear

FOR FLOWING AND NON-FLOWING OUTFALLS

Indicator	Description	Comments
☐ Outfall Damaged		
☐ Deposits/Stains		
☐ Abnormal Vegetation		
☐ Poor Pool Quality		

OVERALL OUTFALL

Overall: Natural Water Source
☒ Sample for Lab
Collected From: Pool

Overall Comments:

Martins Airport
ILLICIT DISCHARGE, DETECTION AND ELIMINATION REPORT

Oufall ID:	3OF001	Subwatershed:	Drainage Area 3
Community:	MTN	Date of Inspection:	7/15/2009
Land Use in Drainage Area:	Industrial	Time of Inspection:	08:35
Air Temperature at Inspection:	75	Inspectors:	JB

Notes:

FOLLOW-UP VALUES

Follow Up Date: 07/15/2009 14:16

Submerged in Water:	Partially	Odor:	
Flow Description:	Trickle	Color:	Clear
Depth of Flow (in):	0	Turbidity:	Clear

	Follow Up Values:		Follow Up Values:
Estimated Flow (fps):	0.00	Water Temperature (°F):	78.00
Ammonia (mg/L):	0.00	Conductivity (µS/cm):	4059
DO (mg/L):	7.72	pH:	6.54
Surfactants (mg/L):	0.20	Flouride (mg/L):	0.60
Fecal (MVN):	0.00	DRO (mg/L):	0.00
Potassium (mg/L):	0.00	GRO (mg/L):	0.00

Comments:

Martins Airport
ILLICIT DISCHARGE, DETECTION AND ELIMINATION REPORT



07/15/2009 Martin's IDDE Site: 03OF001

Martins Airport
ILLICIT DISCHARGE, DETECTION AND ELIMINATION REPORT

Oufall ID: 7OF001
Subwatershed: Drainage Area 7
Community: MTN
Date of Inspection: 7/15/2009
Land Use in Drainage Area: Industrial
Time of Inspection: 10:28:00 AM
Air Temperature at Inspection: 167
Inspectors: J B
Notes:

OUTFALL DESCRIPTION

Diameter of Pipe (in): 1
Submerged in Water: Partially
☒ Flow Present
Material: Concrete
Submerged w/ Sediment: No
Shape: Circular
Flow Description: Trickle
Number of Openings: Single
☐ In-stream
Depth of Flow (in): 0

QUATITATIVE CHARACTERIZATION

	Initial Values:		Initial Values:
Estimated Flow (fps):	0	Water Temperature (°F):	75
Ammonia (mg/L):	0	Conductivity (µS/cm):	3609
DO (mg/L):	7.77	pH:	6.83
Surfactants (mg/L):	0.14	Flouride (mg/L):	0.4
Fecal (MVN):	0	DRO (mg/L):	0
Potassium (mg/L):	0	GRO (mg/L):	0

Comments:

PHYSICAL INDICATORS

FOR FLOWING OUTFALLS

Odor:
Floatables:
Color: Clear
Odor Severity:
Floatables Severity:
Color Severity:
Turbidity: Clear

FOR FLOWING AND NON-FLOWING OUTFALLS

Indicator	Description	Comments
☐ Outfall Damaged		
☐ Deposits/Stains		
☐ Abnormal Vegetation		
☐ Poor Pool Quality		

OVERALL OUTFALL

Overall: Natural Water Source
☒ Sample for Lab
Collected From: Pool

Overall Comments:

Martins Airport
ILLICIT DISCHARGE, DETECTION AND ELIMINATION REPORT

Oufall ID:	7OF001	Subwatershed:	Drainage Area 7
Community:	MTN	Date of Inspection:	7/15/2009
Land Use in Drainage Area:	Industrial	Time of Inspection:	10:28
Air Temperature at Inspection:	167	Inspectors:	J B

Notes:

FOLLOW-UP VALUES

Follow Up Date: 07/15/2009 14:32

Submerged in Water:	Partially	Odor:	
Flow Description:	Trickle	Color:	Clear
Depth of Flow (in):	0	Turbidity:	Clear

	Follow Up Values:		Follow Up Values:
Estimated Flow (fps):	0.00	Water Temperature (°F):	76.00
Ammonia (mg/L):	0.00	Conductivity (µS/cm):	3685
DO (mg/L):	8.20	pH:	6.93
Surfactants (mg/L):	0.12	Flouride (mg/L):	0.38
Fecal (MVN):	0.00	DRO (mg/L):	0.00
Potassium (mg/L):	0.00	GRO (mg/L):	0.00

Comments:

Martins Airport
ILLICIT DISCHARGE, DETECTION AND ELIMINATION REPORT

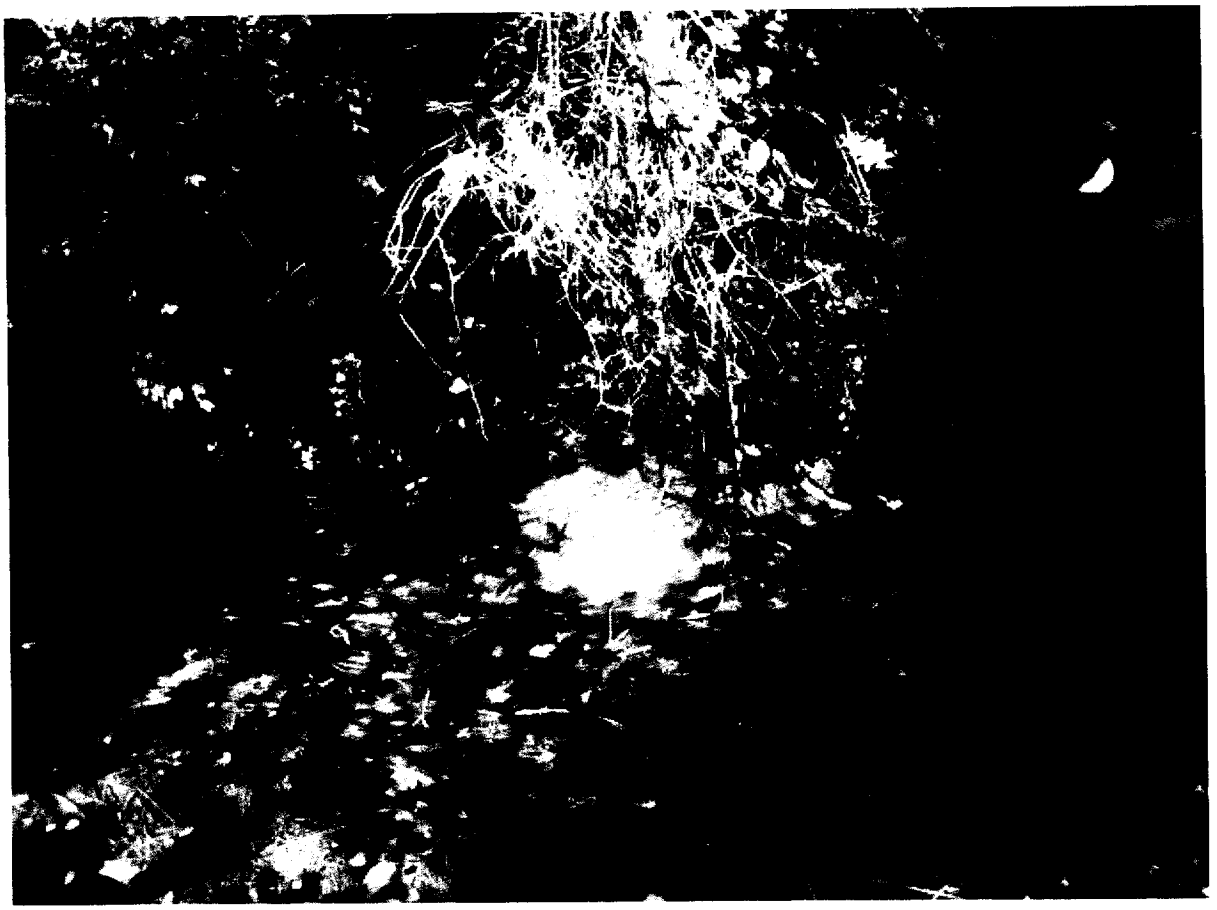

07/15/2009 Martin's IDDE Site: 07OF001

Martins Airport
ILLICIT DISCHARGE, DETECTION AND ELIMINATION REPORT

Oufall ID: 8OF001
Subwatershed: Drainage Area 8
Community: MTN
Date of Inspection: 7/15/2009
Land Use in Drainage Area: Industrial
Time of Inspection: 11:09:00 AM
Air Temperature at Inspection: 75
Inspectors: JB
Notes:

OUTFALL DESCRIPTION

Diameter of Pipe (in): 1
Submerged in Water: Partially
☒ Flow Present
Material: Concrete
Submerged w/ Sediment: No
Shape: Circular
Flow Description: Trickle
Number of Openings: Single
☐ In-stream
Depth of Flow (in): 0

QUATITATIVE CHARACTERIZATION

	Initial Values:		Initial Values:
Estimated Flow (fps):	0	Water Temperature (°F):	72
Ammonia (mg/L):	0	Conductivity (µS/cm):	2219
DO (mg/L):	05.6	pH:	6.78
Surfactants (mg/L):	0.18	Flouride (mg/L):	0.58
Fecal (MVN):	0	DRO (mg/L):	0
Potassium (mg/L):	0	GRO (mg/L):	0

Comments:

PHYSICAL INDICATORS

FOR FLOWING OUTFALLS

Odor: _____ Floatables: _____ Color: Clear
Odor Severity: _____ Floatables Severity: _____ Color Severity: _____
Turbidity: Clear

FOR FLOWING AND NON-FLOWING OUTFALLS

Indicator	Description	Comments
☐ Outfall Damaged		
☐ Deposits/Stains		
☐ Abnormal Vegetation		
☐ Poor Pool Quality		

OVERALL OUTFALL

Overall: Natural Water Source
☒ Sample for Lab
Collected From: Pool

Overall Comments:

Martins Airport
ILLICIT DISCHARGE, DETECTION AND ELIMINATION REPORT

Oufall ID:	8OF001	Subwatershed:	Drainage Area 8
Community:	MTN	Date of Inspection:	7/15/2009
Land Use in Drainage Area:	Industrial	Time of Inspection:	11:09
Air Temperature at Inspection:	75	Inspectors:	JB

Notes:

FOLLOW-UP VALUES

Follow Up Date: 07/15/2009 15:02

Submerged in Water:	Partially	Odor:	
Flow Description:	Trickle	Color:	Clear
Depth of Flow (in):	0	Turbidity:	Clear

	Follow Up Values:		Follow Up Values:
Estimated Flow (fps):	0.00	Water Temperature (°F):	73.00
Ammonia (mg/L):	0.00	Conductivity (µS/cm):	2105
DO (mg/L):	4.30	pH:	6.45
Surfactants (mg/L):	0.16	Flouride (mg/L):	0.54
Fecal (MVN):	0.00	DRO (mg/L):	0.00
Potassium (mg/L):	0.00	GRO (mg/L):	0.00

Comments:

Martins Airport
ILLICIT DISCHARGE, DETECTION AND ELIMINATION REPORT



07/15/2009 Martin's IDDE Site: 08OF001

Martins Airport
ILLICIT DISCHARGE, DETECTION AND ELIMINATION REPORT

Oufall ID: 12OF001a
Subwatershed: Drainage Area 12
Community: MTN
Date of Inspection: 7/15/2009
Land Use in Drainage Area: Industrial
Time of Inspection: 11:00:00 AM
Air Temperature at Inspection: 75
Inspectors: JB
Notes:

OUTFALL DESCRIPTION

Diameter of Pipe (in): 48
Submerged in Water: Partially
☒ Flow Present
Material: Concrete
Submerged w/ Sediment: No
Shape: Circular
Flow Description: Trickle
Number of Openings: Single
☐ In-stream
Depth of Flow (in): 0

QUATITATIVE CHARACTERIZATION

	Initial Values:		Initial Values:
Estimated Flow (fps):	0	Water Temperature (°F):	68
Ammonia (mg/L):	0	Conductivity (µS/cm):	490
DO (mg/L):	6.45	pH:	7.28
Surfactants (mg/L):	0.1	Flouride (mg/L):	0
Fecal (MVN):	0	DRO (mg/L):	0
Potassium (mg/L):	0	GRO (mg/L):	0

Comments:

PHYSICAL INDICATORS

FOR FLOWING OUTFALLS

Odor:
Floatables:
Color: Clear
Odor Severity:
Floatables Severity:
Color Severity:
Turbidity: Clear

FOR FLOWING AND NON-FLOWING OUTFALLS

Indicator	Description	Comments
☐ Outfall Damaged		
☐ Deposits/Stains		
☐ Abnormal Vegetation		
☐ Poor Pool Quality		

OVERALL OUTFALL

Overall: Natural Water Source
☒ Sample for Lab
Collected From: Pool

Overall Comments:

Martins Airport
ILLICIT DISCHARGE, DETECTION AND ELIMINATION REPORT

Oufall ID:	12OF001a	Subwatershed:	Drainage Area 12
Community:	MTN	Date of Inspection:	7/15/2009
Land Use in Drainage Area:	Industrial	Time of Inspection:	11:00
Air Temperature at Inspection:	75	Inspectors:	JB

Notes:

FOLLOW-UP VALUES

Follow Up Date: 08/11/2009 15:11

Submerged in Water:	Partially	Odor:	
Flow Description:	Trickle	Color:	Clear
Depth of Flow (in):	1	Turbidity:	Clear

	Follow Up Values:		Follow Up Values:
Estimated Flow (fps):	0.00	Water Temperature (°F):	70.00
Ammonia (mg/L):	0.00	Conductivity (µS/cm):	445
DO (mg/L):	7.35	pH:	7.28
Surfactants (mg/L):	0.08	Flouride (mg/L):	0.00
Fecal (MVN):	0.00	DRO (mg/L):	0.00
Potassium (mg/L):	0.00	GRO (mg/L):	0.00

Comments:

Martins Airport
ILLICIT DISCHARGE, DETECTION AND ELIMINATION REPORT



07/15/2009 Martin's IDDE Site: 12OF001A

Martins Airport
ILLICIT DISCHARGE, DETECTION AND ELIMINATION REPORT

Oufall ID: IN159
Subwatershed: Drainage Area 8
Community: MTN
Date of Inspection: 7/15/2009
Land Use in Drainage Area: Industrial
Time of Inspection: 11:45:00 AM
Air Temperature at Inspection: 75
Inspectors: JB
Notes:

OUTFALL DESCRIPTION

Diameter of Pipe (in): 8
Submerged in Water: No
☒ Flow Present
Material: RCP
Submerged w/ Sediment: No
Shape: Circular
Flow Description: Moderate
Number of Openings: Single
☐ In-stream
Depth of Flow (in): 0

QUATITATIVE CHARACTERIZATION

	Initial Values:		Initial Values:
Estimated Flow (fps):	0	Water Temperature (°F):	65
Ammonia (mg/L):	0	Conductivity (µS/cm):	387
DO (mg/L):	7.66	pH:	7.81
Surfactants (mg/L):	0.06	Flouride (mg/L):	0
Fecal (MVN):	0	DRO (mg/L):	0
Potassium (mg/L):	0	GRO (mg/L):	0

Comments:

PHYSICAL INDICATORS

FOR FLOWING OUTFALLS

Odor:
Floatables:
Color: Clear
Odor Severity:
Floatables Severity:
Color Severity:
Turbidity: Clear

FOR FLOWING AND NON-FLOWING OUTFALLS

Indicator	Description	Comments
☐ Outfall Damaged		
☐ Deposits/Stains		
☐ Abnormal Vegetation		
☐ Poor Pool Quality		

OVERALL OUTFALL

Overall: Natural Water Source
☒ Sample for Lab
Collected From: Flow

Overall Comments:

Martins Airport
ILLICIT DISCHARGE, DETECTION AND ELIMINATION REPORT

Oufall ID:	IN159	Subwatershed:	Drainage Area 8
Community:	MTN	Date of Inspection:	7/15/2009
Land Use in Drainage Area:	Industrial	Time of Inspection:	11:45
Air Temperature at Inspection:	75	Inspectors:	JB

Notes:

FOLLOW-UP VALUES

Follow Up Date: 07/15/2009 15:45

Submerged in Water:	No	Odor:	
Flow Description:	Moderate	Color:	Clear
Depth of Flow (in):	0	Turbidity:	Clear

	Follow Up Values:		Follow Up Values:
Estimated Flow (fps):	0.00	Water Temperature (°F):	67.00
Ammonia (mg/L):	0.00	Conductivity (µS/cm):	412
DO (mg/L):	7.32	pH:	7.23
Surfactants (mg/L):	0.07	Flouride (mg/L):	0.00
Fecal (MVN):	0.00	DRO (mg/L):	0.00
Potassium (mg/L):	0.00	GRO (mg/L):	0.00

Comments:

Martins Airport
ILLICIT DISCHARGE, DETECTION AND ELIMINATION REPORT



07/15/2009 Martin's IDDE Site: IN-159

Martins Airport
ILLICIT DISCHARGE, DETECTION AND ELIMINATION REPORT

Oufall ID: WROF001a
Subwatershed: Drainage Area WR
Community: MTN
Date of Inspection: 7/15/2009
Land Use in Drainage Area: Industrial
Time of Inspection: 10:51:00 AM
Air Temperature at Inspection: 75
Inspectors: JB
Notes:

OUTFALL DESCRIPTION

Diameter of Pipe (in): 18
Submerged in Water: Partially
☒ Flow Present
Material: Concrete
Submerged w/ Sediment: No
Shape: Circular
Flow Description: Trickle
Number of Openings: Single
☐ In-stream
Depth of Flow (in): 0

QUATITATIVE CHARACTERIZATION

	Initial Values:		Initial Values:
Estimated Flow (fps):	0	Water Temperature (°F):	66
Ammonia (mg/L):	0	Conductivity (µS/cm):	347
DO (mg/L):	02.12	pH:	6.85
Surfactants (mg/L):	0	Flouride (mg/L):	0.7
Fecal (MVN):	0	DRO (mg/L):	0
Potassium (mg/L):	0	GRO (mg/L):	0

Comments:

PHYSICAL INDICATORS

FOR FLOWING OUTFALLS

Odor:
Floatables:
Color: Clear
Odor Severity:
Floatables Severity:
Color Severity:
Turbidity: Clear

FOR FLOWING AND NON-FLOWING OUTFALLS

Indicator	Description	Comments
☐ Outfall Damaged		
☐ Deposits/Stains		
☐ Abnormal Vegetation		
☐ Poor Pool Quality		

OVERALL OUTFALL

Overall: Natural Water Source
☒ Sample for Lab
Collected From: Pool

Overall Comments:

Martins Airport
ILLICIT DISCHARGE, DETECTION AND ELIMINATION REPORT

Oufall ID:	WROF001a	Subwatershed:	Drainage Area WR
Community:	MTN	Date of Inspection:	7/15/2009
Land Use in Drainage Area:	Industrial	Time of Inspection:	10:51
Air Temperature at Inspection:	75	Inspectors:	JB

Notes:

FOLLOW-UP VALUES

Follow Up Date: 07/15/2009 10:51

Submerged in Water:	Partially	Odor:	
Flow Description:	Trickle	Color:	Clear
Depth of Flow (in):	0	Turbidity:	Clear

	Follow Up Values:		Follow Up Values:
Estimated Flow (fps):	0.00	Water Temperature (°F):	67.00
Ammonia (mg/L):	0.00	Conductivity (µS/cm):	384
DO (mg/L):	3.02	pH:	6.19
Surfactants (mg/L):	0.00	Flouride (mg/L):	0.60
Fecal (MVN):	0.00	DRO (mg/L):	0.00
Potassium (mg/L):	0.00	GRO (mg/L):	0.00

Comments:

Martins Airport
ILLICIT DISCHARGE, DETECTION AND ELIMINATION REPORT



07/15/2009 Martin's IDDE Site: WROF001

Martins Airport
ILLICIT DISCHARGE, DETECTION AND ELIMINATION REPORT

Oufall ID: XXOF001
Subwatershed: Drainage Area 11A
Community: MTN
Date of Inspection: 7/15/2009
Land Use in Drainage Area: Industrial
Time of Inspection: 9:48:00 AM
Air Temperature at Inspection: 0
Inspectors: JB
Notes:

OUTFALL DESCRIPTION

Diameter of Pipe (in): 48
Submerged in Water: Partially
☒ Flow Present
Material: Concrete
Submerged w/ Sediment: No
Shape: Circular
Flow Description: Trickle
Number of Openings: Single
☐ In-stream
Depth of Flow (in): 0

QUATITATIVE CHARACTERIZATION

	Initial Values:		Initial Values:
Estimated Flow (fps):	0	Water Temperature (°F):	65
Ammonia (mg/L):	0	Conductivity (µS/cm):	608
DO (mg/L):	3.7	pH:	6.76
Surfactants (mg/L):	0.002	Flouride (mg/L):	0.3
Fecal (MVN):	0	DRO (mg/L):	0
Potassium (mg/L):	0	GRO (mg/L):	0

Comments:

PHYSICAL INDICATORS

FOR FLOWING OUTFALLS

Odor: Floatables: Color: Clear
Odor Severity: Floatables Severity: Color Severity:
Turbidity: Clear

FOR FLOWING AND NON-FLOWING OUTFALLS

Indicator	Description	Comments
☐ Outfall Damaged		
☐ Deposits/Stains		
☐ Abnormal Vegetation		
☐ Poor Pool Quality		

OVERALL OUTFALL

Overall: Natural Water Source
☒ Sample for Lab
Collected From: Pool

Overall Comments:

Martins Airport
ILLICIT DISCHARGE, DETECTION AND ELIMINATION REPORT

Oufall ID:	XXOF001	Subwatershed:	Drainage Area 11A
Community:	MTN	Date of Inspection:	7/15/2009
Land Use in Drainage Area:	Industrial	Time of Inspection:	09:48
Air Temperature at Inspection:	0	Inspectors:	JB

Notes:

FOLLOW-UP VALUES

Follow Up Date: 07/15/2009 14:04

Submerged in Water:	Partially	Odor:	
Flow Description:	Trickle	Color:	Clear
Depth of Flow (in):	0	Turbidity:	Clear

	Follow Up Values:		Follow Up Values:
Estimated Flow (fps):	0.00	Water Temperature (°F):	66.00
Ammonia (mg/L):	0.00	Conductivity (µS/cm):	594
DO (mg/L):	4.01	pH:	6.23
Surfactants (mg/L):	0.00	Flouride (mg/L):	0.30
Fecal (MVN):	0.00	DRO (mg/L):	0.00
Potassium (mg/L):	0.00	GRO (mg/L):	0.00

Comments:

Martins Airport
ILLICIT DISCHARGE, DETECTION AND ELIMINATION REPORT



07/15/2009 Martin's IDDE Site: XXOF001

Appendix C

Inspection Sheets for Outfalls with No Dry Weather Flow

Martins Airport
ILLICIT DISCHARGE, DETECTION AND ELIMINATION REPORT

Oufall ID: 5OF001
Subwatershed: Drainage Area 5
Community: MTN
Date of Inspection: 7/15/2009
Land Use in Drainage Area: Industrial
Time of Inspection: 8:13:00 AM
Air Temperature at Inspection: 75
Inspectors: JB
Notes:

OUTFALL DESCRIPTION

Diameter of Pipe (in): 1
Submerged in Water: No
☐ Flow Present
Material: Steel
Submerged w/ Sediment: No
Shape: Circular
Flow Description:
Number of Openings: Single
☐ In-stream
Depth of Flow (in): 0

QUATITATIVE CHARACTERIZATION

	Initial Values:		Initial Values:
Estimated Flow (fps):	0	Water Temperature (°F):	0
Ammonia (mg/L):	0	Conductivity (µS/cm):	0
DO (mg/L):	0	pH:	0
Surfactants (mg/L):	0	Flouride (mg/L):	0
Fecal (MVN):	0	DRO (mg/L):	0
Potassium (mg/L):	0	GRO (mg/L):	0

Comments:

PHYSICAL INDICATORS

FOR FLOWING OUTFALLS

Odor:
Floatables:
Color: Clear
Odor Severity:
Floatables Severity:
Color Severity:
Turbidity: Clear

FOR FLOWING AND NON-FLOWING OUTFALLS

Indicator	Description	Comments
☐ Outfall Damaged		
☐ Deposits/Stains		
☐ Abnormal Vegetation		
☐ Poor Pool Quality		

OVERALL OUTFALL

Overall: Natural Water Source
☐ Sample for Lab
Collected From:

Overall Comments:

Martins Airport
ILLICIT DISCHARGE, DETECTION AND ELIMINATION REPORT

Oufall ID:	5OF001	Subwatershed:	Drainage Area 5
Community:	MTN	Date of Inspection:	7/15/2009
Land Use in Drainage Area:	Industrial	Time of Inspection:	08:13
Air Temperature at Inspection:	75	Inspectors:	JB

Notes:

FOLLOW-UP VALUES

Follow Up Date: 00:00

Submerged in Water:	N/A	Odor:	
Flow Description:	N/A	Color:	
Depth of Flow (in):	0	Turbidity:	

	Follow Up Values:		Follow Up Values:
Estimated Flow (fps):	0.00	Water Temperature (°F):	0.00
Ammonia (mg/L):	0.00	Conductivity (µS/cm):	0
DO (mg/L):	0.00	pH:	0.00
Surfactants (mg/L):	0.00	Flouride (mg/L):	0.00
Fecal (MVN):	0.00	DRO (mg/L):	0.00
Potassium (mg/L):	0.00	GRO (mg/L):	0.00

Comments:

Martins Airport
ILLICIT DISCHARGE, DETECTION AND ELIMINATION REPORT



07/15/2009 Martin's IDDE Site: 05OF001

Martins Airport
ILLICIT DISCHARGE, DETECTION AND ELIMINATION REPORT

Oufall ID: 6OF001
Subwatershed: Drainage Area 6
Community: MTN
Date of Inspection: 7/15/2009
Land Use in Drainage Area: Industrial
Time of Inspection: 8:12:00 AM
Air Temperature at Inspection: 75
Inspectors: JB
Notes:

OUTFALL DESCRIPTION

Diameter of Pipe (in): 1
Submerged in Water: No
☐ Flow Present
Material: Concrete
Submerged w/ Sediment: No
Shape: Box
Flow Description:
Number of Openings: Single
☐ In-stream
Depth of Flow (in): 0

QUATITATIVE CHARACTERIZATION

	Initial Values:		Initial Values:
Estimated Flow (fps):	0	Water Temperature (°F):	0
Ammonia (mg/L):	0	Conductivity (µS/cm):	0
DO (mg/L):	0	pH:	0
Surfactants (mg/L):	0	Flouride (mg/L):	0
Fecal (MVN):	0	DRO (mg/L):	0
Potassium (mg/L):	0	GRO (mg/L):	0

Comments:

PHYSICAL INDICATORS

FOR FLOWING OUTFALLS

Odor:
Floatables:
Color: Clear
Odor Severity:
Floatables Severity:
Color Severity:
Turbidity: Clear

FOR FLOWING AND NON-FLOWING OUTFALLS

Indicator	Description	Comments
☐ Outfall Damaged		
☐ Deposits/Stains		
☐ Abnormal Vegetation		
☐ Poor Pool Quality		

OVERALL OUTFALL

Overall: Natural Water Source
☐ Sample for Lab
Collected From:

Overall Comments:

Martins Airport
ILLICIT DISCHARGE, DETECTION AND ELIMINATION REPORT

Oufall ID:	6OF001	Subwatershed:	Drainage Area 6
Community:	MTN	Date of Inspection:	7/15/2009
Land Use in Drainage Area:	Industrial	Time of Inspection:	08:12
Air Temperature at Inspection:	75	Inspectors:	JB

Notes:

FOLLOW-UP VALUES

Follow Up Date: 00:00

Submerged in Water:	N/A	Odor:	
Flow Description:	N/A	Color:	
Depth of Flow (in):	0	Turbidity:	

	Follow Up Values:		Follow Up Values:
Estimated Flow (fps):	0.00	Water Temperature (°F):	0.00
Ammonia (mg/L):	0.00	Conductivity (µS/cm):	0
DO (mg/L):	0.00	pH:	0.00
Surfactants (mg/L):	0.00	Flouride (mg/L):	0.00
Fecal (MVN):	0.00	DRO (mg/L):	0.00
Potassium (mg/L):	0.00	GRO (mg/L):	0.00

Comments:

Martins Airport
ILLICIT DISCHARGE, DETECTION AND ELIMINATION REPORT



07/15/2009 Martin's IDDE Site: 06OF001

Martins Airport
ILLICIT DISCHARGE, DETECTION AND ELIMINATION REPORT

Oufall ID: 9OF001
Subwatershed: Drainage Area 9
Community: MTN
Date of Inspection: 7/15/2009
Land Use in Drainage Area: Industrial
Time of Inspection: 11:01:00 AM
Air Temperature at Inspection: 75
Inspectors: JB
Notes:

OUTFALL DESCRIPTION

Diameter of Pipe (in): 36
Submerged in Water: No
☐ Flow Present
Material: Concrete
Submerged w/ Sediment: No
Shape: Circular
Flow Description:
Number of Openings: Single
☐ In-stream
Depth of Flow (in): 0

QUATITATIVE CHARACTERIZATION

	Initial Values:		Initial Values:
Estimated Flow (fps):	0	Water Temperature (°F):	0
Ammonia (mg/L):	0	Conductivity (µS/cm):	0
DO (mg/L):	0	pH:	0
Surfactants (mg/L):	0	Flouride (mg/L):	0
Fecal (MVN):	0	DRO (mg/L):	0
Potassium (mg/L):	0	GRO (mg/L):	0

Comments:

PHYSICAL INDICATORS

FOR FLOWING OUTFALLS

Odor:
Floatables:
Color: Clear
Odor Severity:
Floatables Severity:
Color Severity:
Turbidity: Clear

FOR FLOWING AND NON-FLOWING OUTFALLS

Indicator	Description	Comments
☐ Outfall Damaged		
☐ Deposits/Stains		
☐ Abnormal Vegetation		
☐ Poor Pool Quality		

OVERALL OUTFALL

Overall: Natural Water Source
☐ Sample for Lab
Collected From:

Overall Comments:

Martins Airport
ILLICIT DISCHARGE, DETECTION AND ELIMINATION REPORT

Oufall ID:	9OF001	Subwatershed:	Drainage Area 9
Community:	MTN	Date of Inspection:	7/15/2009
Land Use in Drainage Area:	Industrial	Time of Inspection:	11:01
Air Temperature at Inspection:	75	Inspectors:	JB

Notes:

FOLLOW-UP VALUES

Follow Up Date: 00:00

Submerged in Water:	N/A	Odor:	
Flow Description:	N/A	Color:	
Depth of Flow (in):	0	Turbidity:	

	Follow Up Values:		Follow Up Values:
Estimated Flow (fps):	0.00	Water Temperature (°F):	0.00
Ammonia (mg/L):	0.00	Conductivity (µS/cm):	0
DO (mg/L):	0.00	pH:	0.00
Surfactants (mg/L):	0.00	Flouride (mg/L):	0.00
Fecal (MVN):	0.00	DRO (mg/L):	0.00
Potassium (mg/L):	0.00	GRO (mg/L):	0.00

Comments:

Martins Airport
ILLICIT DISCHARGE, DETECTION AND ELIMINATION REPORT



07/15/2009 Martin's IDDE Site: 09OF001

Martins Airport
ILLICIT DISCHARGE, DETECTION AND ELIMINATION REPORT

Oufall ID: 12OF001b
Subwatershed: Drainage Area 12
Community: MTN
Date of Inspection: 7/15/2009
Land Use in Drainage Area: Industrial
Time of Inspection: 10:14:00 AM
Air Temperature at Inspection: 75
Inspectors: JB
Notes:

OUTFALL DESCRIPTION

Diameter of Pipe (in): 48
Submerged in Water: No
☐ Flow Present
Material: Concrete
Submerged w/ Sediment: No
Shape: Circular
Flow Description:
Number of Openings: Single
☐ In-stream
Depth of Flow (in): 0

QUATITATIVE CHARACTERIZATION

	Initial Values:		Initial Values:
Estimated Flow (fps):	0	Water Temperature (°F):	0
Ammonia (mg/L):	0	Conductivity (µS/cm):	0
DO (mg/L):	0	pH:	0
Surfactants (mg/L):	0	Flouride (mg/L):	0
Fecal (MVN):	0	DRO (mg/L):	0
Potassium (mg/L):	0	GRO (mg/L):	0

Comments:

PHYSICAL INDICATORS

FOR FLOWING OUTFALLS

Odor:
Floatables:
Color: Clear
Odor Severity:
Floatables Severity:
Color Severity:
Turbidity: Clear

FOR FLOWING AND NON-FLOWING OUTFALLS

Indicator	Description	Comments
☐ Outfall Damaged		
☐ Deposits/Stains		
☐ Abnormal Vegetation		
☐ Poor Pool Quality		

OVERALL OUTFALL

Overall: Natural Water Source
☐ Sample for Lab
Collected From:

Overall Comments:

Martins Airport
ILLICIT DISCHARGE, DETECTION AND ELIMINATION REPORT

Oufall ID:	12OF001b	Subwatershed:	Drainage Area 12
Community:	MTN	Date of Inspection:	7/15/2009
Land Use in Drainage Area:	Industrial	Time of Inspection:	10:14
Air Temperature at Inspection:	75	Inspectors:	JB

Notes:

FOLLOW-UP VALUES

Follow Up Date: 00:00

Submerged in Water:	N/A	Odor:	
Flow Description:	N/A	Color:	
Depth of Flow (in):	0	Turbidity:	

	Follow Up Values:		Follow Up Values:
Estimated Flow (fps):	0.00	Water Temperature (°F):	0.00
Ammonia (mg/L):	0.00	Conductivity (µS/cm):	0
DO (mg/L):	0.00	pH:	0.00
Surfactants (mg/L):	0.00	Flouride (mg/L):	0.00
Fecal (MVN):	0.00	DRO (mg/L):	0.00
Potassium (mg/L):	0.00	GRO (mg/L):	0.00

Comments:

Martins Airport
ILLICIT DISCHARGE, DETECTION AND ELIMINATION REPORT



07/15/2009 Martin's IDDE Site: 12OF001B

Martins Airport
ILLICIT DISCHARGE, DETECTION AND ELIMINATION REPORT

Oufall ID: SW0043
Subwatershed: Drainage Area 8
Community: MTN
Date of Inspection: 7/15/2009
Land Use in Drainage Area: Industrial
Time of Inspection: 11:31:00 AM
Air Temperature at Inspection: 75
Inspectors: JB
Notes:

OUTFALL DESCRIPTION

Diameter of Pipe (in): 8
Submerged in Water: No
☐ Flow Present
Material: RCP
Submerged w/ Sediment: No
Shape: Circular
Flow Description:
Number of Openings: Triple
☐ In-stream
Depth of Flow (in): 0

QUATITATIVE CHARACTERIZATION

	Initial Values:		Initial Values:
Estimated Flow (fps):	0	Water Temperature (°F):	0
Ammonia (mg/L):	0	Conductivity (µS/cm):	0
DO (mg/L):	0	pH:	0
Surfactants (mg/L):	0	Flouride (mg/L):	0
Fecal (MVN):	0	DRO (mg/L):	0
Potassium (mg/L):	0	GRO (mg/L):	0

Comments:

PHYSICAL INDICATORS

FOR FLOWING OUTFALLS

Odor:
Floatables:
Color: Clear
Odor Severity:
Floatables Severity:
Color Severity:
Turbidity: Clear

FOR FLOWING AND NON-FLOWING OUTFALLS

Indicator	Description	Comments
☐ Outfall Damaged		
☐ Deposits/Stains		
☐ Abnormal Vegetation		
☐ Poor Pool Quality		

OVERALL OUTFALL

Overall: Natural Water Source
☐ Sample for Lab
Collected From:

Overall Comments:

Martins Airport
ILLICIT DISCHARGE, DETECTION AND ELIMINATION REPORT

Oufall ID:	SW0043	Subwatershed:	Drainage Area 8
Community:	MTN	Date of Inspection:	7/15/2009
Land Use in Drainage Area:	Industrial	Time of Inspection:	11:31
Air Temperature at Inspection:	75	Inspectors:	JB

Notes:

FOLLOW-UP VALUES

Follow Up Date: 00:00

Submerged in Water:	N/A	Odor:	
Flow Description:	N/A	Color:	
Depth of Flow (in):	0	Turbidity:	

	Follow Up Values:		Follow Up Values:
Estimated Flow (fps):	0.00	Water Temperature (°F):	0.00
Ammonia (mg/L):	0.00	Conductivity (µS/cm):	0
DO (mg/L):	0.00	pH:	0.00
Surfactants (mg/L):	0.00	Flouride (mg/L):	0.00
Fecal (MVN):	0.00	DRO (mg/L):	0.00
Potassium (mg/L):	0.00	GRO (mg/L):	0.00

Comments:

Martins Airport
ILLICIT DISCHARGE, DETECTION AND ELIMINATION REPORT



07/15/2009 Martin's IDDE Site: SW0043

Appendix D

Dry Weather Flow Sample Test Results Spreadsheet

MTN IDDE INITIAL TEST RESULTS

Site ID	Date	Surfactants	Fluoride	Ammonia	Conductivity	pH	D.O.	Temp (F)
12OF001A	8/11/2009	0.10	0.00	N/A	490	7.28	6.45	20.37
8OF001	7/15/2009	0.18	0.58	N/A	2219	6.78	5.60	22.75
7OF001	7/15/2009	0.14	0.40	N/A	3609	6.83	7.77	24.30
3OF001	7/15/2009	0.18	0.40	N/A	4120	6.35	7.77	25.69
WROF001A	7/15/2009	0.00	0.70	N/A	347	6.85	2.12	19.40
XXOF001	7/15/2009	0.02	0.30	N/A	608	6.76	3.70	18.79
IN-159 Channel 1	8/11/2009	0.06	0.00	N/A	387	7.81	7.66	18.54
IN-159 Channel 2	8/11/2009	0.11	0.00	N/A	230	7.15	8.50	25.64
Ambient	8/11/2009	0.24	0.00	N/A	5530	7.53	9.17	30.67

MTN IDDE FOLLOW-UP TEST RESULTS

Site ID	Date	Surfactants	Fluoride	Ammonia	Conductivity	pH	D.O.	Temp (F)
12OF001A	8/11/2009	0.08	0.00	N/A	445	6.92	7.35	21.13
8OF001	7/15/2009	0.16	0.54	N/A	2105	6.45	4.30	23.13
7OF001	7/15/2009	0.12	0.38	N/A	3685	6.93	8.20	24.57
3OF001	7/15/2009	0.20	0.46	N/A	4059	6.54	7.72	25.93
WROF001A	7/15/2009	0.00	0.60	N/A	384	6.19	3.02	19.85
XXOF001	7/15/2009	0.00	0.30	N/A	594	6.23	4.01	19.20
IN-159 Channel 1	8/11/2009	0.07	0.00	N/A	412	7.23	7.23	19.71
IN-159 Channel 2	8/11/2009	0.10	0.00	N/A	187	7.31	8.23	26.87
Ambient	8/11/2009	0.17	0.19	N/A	5102	7.21	8.65	31.34

*Surfactants, fluoride, ammonia and DO are measured in mg/L
**Conductivity is measure in uS/cm

Appendix E

Map of IDDE Sites & Drainage Areas at MTN Airport

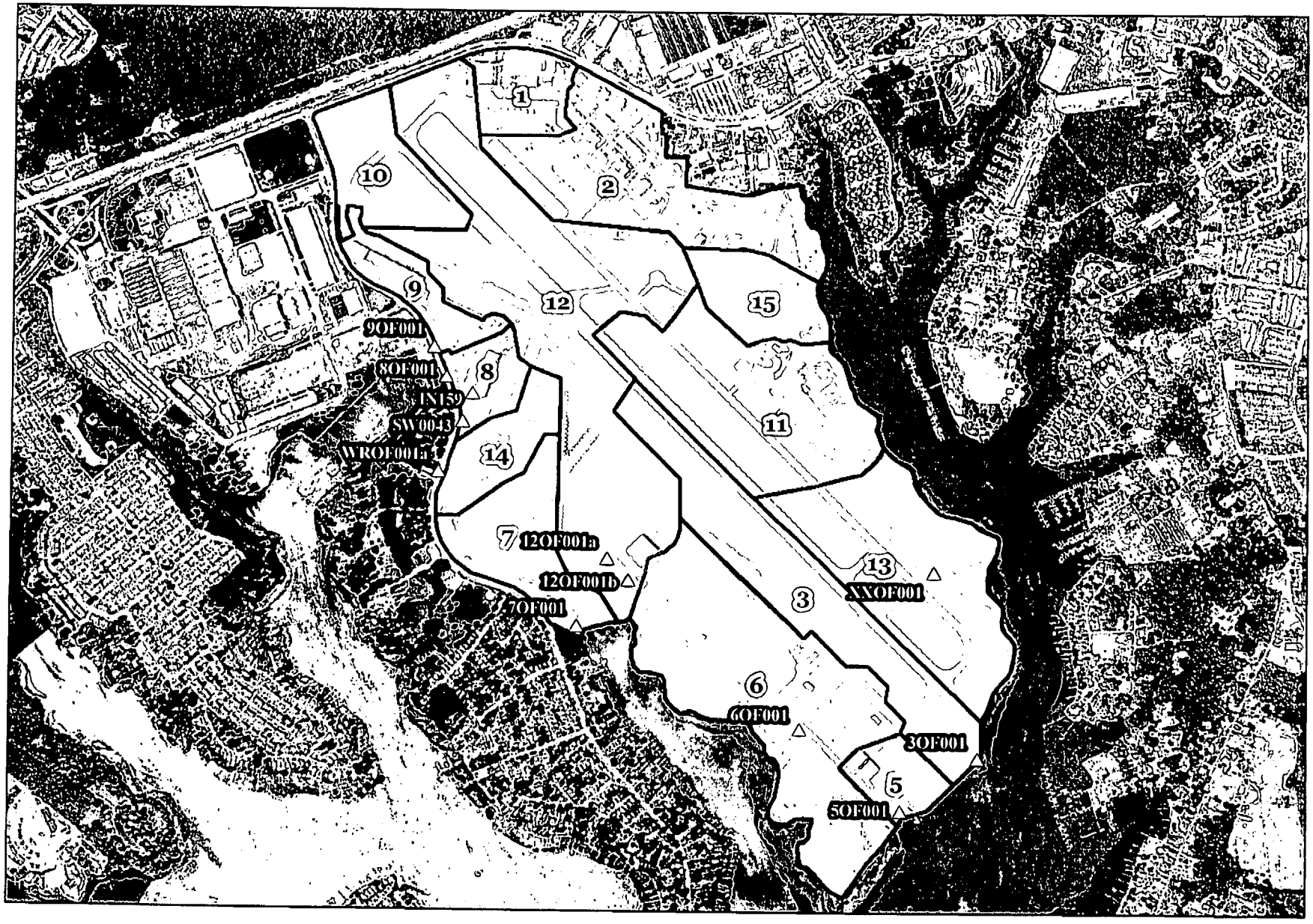

Maryland Environmental Service
MARYLAND ENVIRONMENTAL SERVICE
259 Najoles Road
Millersville, MD 21108
(410) 729-8200
(800) 473-2925

IDDE SITES AND DRAINAGE AREAS

MARTIN'S STATE AIRPORT

Maryland Department of Transportation
Maryland Aviation Administration
MARYLAND

I:\MAA\MTN\MTN_IDDE(see also BWI IDDE)\Maps\MTN_IDDE_Map_UPDATED_Sept_08_v1.mxd

0 300 600 1,200 1,800 2,400 Feet

NAD 1983 StatePlane Maryland FIPS 1900 (Feet)
Projection: Lambert Conformal Conic
GCS: North American 1983

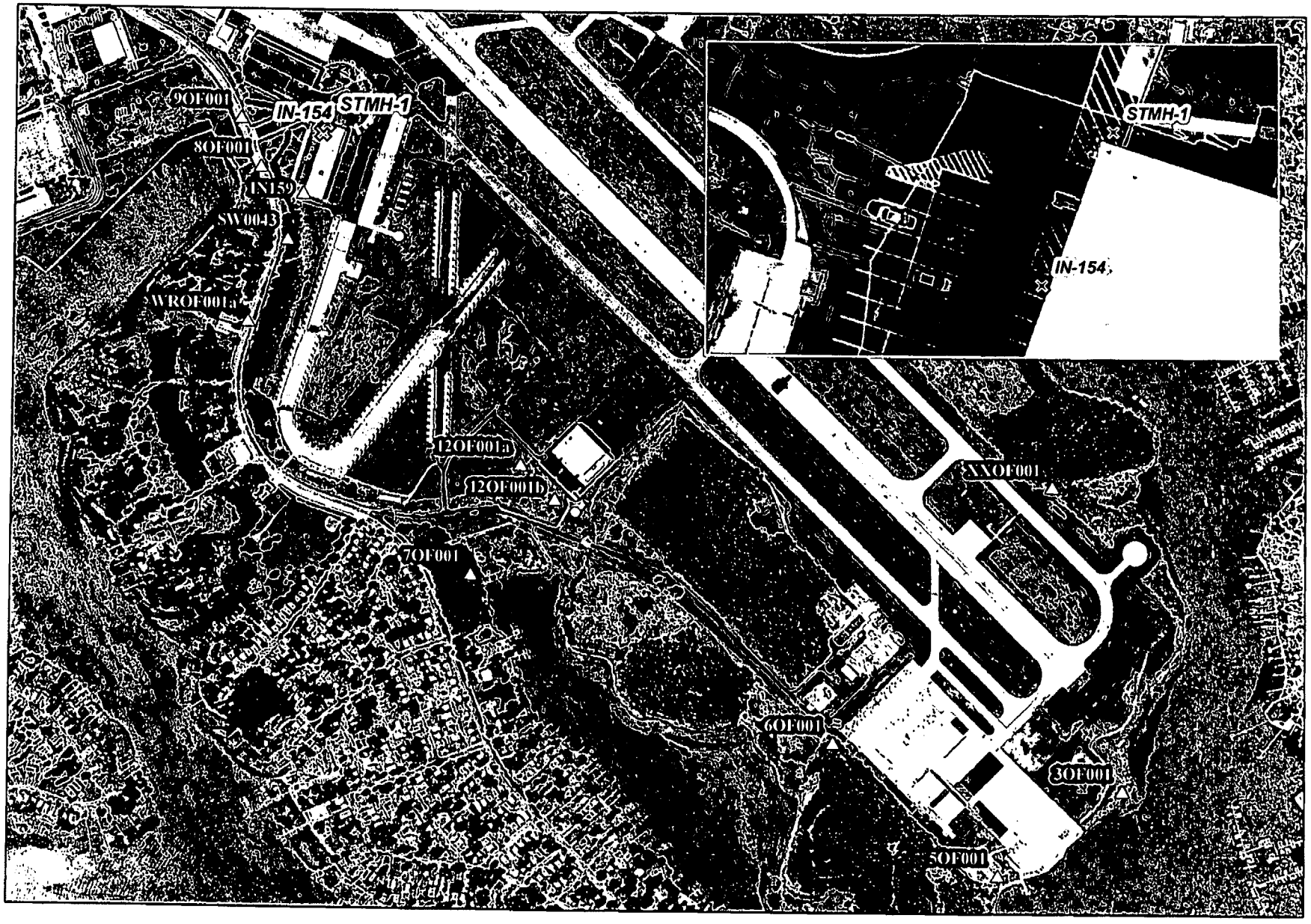

Maryland Environmental Service MARYLAND ENVIRONMENTAL SERVICE 259 Najoles Road Millersville, MD 21108 (410) 729-8200 (800) 473-2925	**IDDE SITES & ILLICIT CONNECTIONS** **MARTIN'S STATE AIRPORT**	**Maryland Department of Transportation** Maryland Aviation Administration MARYLAND	F:\MAA\MTN\MTN_IDDE(see also BWI IDDE)\Maps\MTN_IDDE_Problem_Points_Map_Sept_08_v1.mxd Feet 0 160 320 640 960 1,280 NAD 1983 StatePlane Maryland FIPS 1900 (Feet) Projection: Lambert Conformal Conic GCS: North American 1983

NATIONAL POLLUTANT DISCHARGE ELIMINATION SYSTEM
GENERAL PERMIT FOR DISCHARGES FROM
STATE AND FEDERAL
SMALL MUNICIPAL SEPARATE STORM SEWER SYSTEMS

GENERAL DISCHARGE PERMIT NO. 05-SF-5501
GENERAL NPDES NO. MDR 055501

Effective Date: November 12, 2004

Expiration Date: November 12, 2009

TABLE OF CONTENTS

PART I. COVERAGE UNDER THIS GENERAL PERMIT 3
A. Permit Area 3
B. Eligibility 3
C. Obtaining Coverage 3

PART II. NOTICE OF INTENT REQUIREMENTS 3
A. Deadlines for Notification
3
B. Contents 3
C. Where to Submit 5
D. Public Availability of NOIs, Public Comments, and Requests for Public Hearings. 5
E. Permit Renewal 5

PART III. MINIMUM CONTROL MEASURES 5
A. Personnel Education and Outreach 6
B. Public Involvement and Participation 6
C. Illicit Discharge Detection and Elimination 6
D. Construction Site Stormwater Runoff Control 7
E. Post Construction Management 8
F. Pollution Prevention and Good Housekeeping 8

PART IV. SPECIAL CONDITIONS 9
A. Discharge Compliance with Water Quality Standards 9
B. Qualifying Local Programs 9
C. Sharing Responsibility 9
D. Institutional Management Plans 9

PART V. MONITORING, RECORDKEEPING, REPORTING, AND PROGRAM REVIEW 10
A. Monitoring 10
B. Recordkeeping 10
C. Reporting 10
D. Program Review 11

PART VI. STANDARD PERMIT CONDITIONS 11
A. Duty to Comply 11
B. Failure to Notify 11
C. Limitations on Coverage 11
D. Penalties Under the CWA – Civil and Criminal 11
E. Penalties Under the State's Environment Article – Civil and Criminal 12
F. Continuation of an Expired General Permit 12
G. Duty to Mitigate 12
H. Duty to Provide Information 12
I. Other Information 12
J. Requiring an Individual Permit 13
K. Property Rights 13
L. Severability 13
M. Permit Actions 13
N. Signature of Authorized Administrator and Jurisdiction 14
O. Total Maximum Daily Loads 14

PART VII. REOPENER CLAUSE 14

PART VIII. AUTHORITY TO ISSUE NPDES PERMITS 14

PART IX. DEFINITIONS 15

APPENDIX A Designation Criteria 17

APPENDIX B BMP Menu 22

APPENDIX C Measurable Goals 24

APPENDIX D NOI Form 33

APPENDIX E Annual Report Form 37

APPENDIX F Institutional Management Plans 40

PART I. COVERAGE UNDER THIS GENERAL PERMIT

A. Permit Area. This National Pollutant Discharge Elimination System (NPDES) permit covers small municipal separate storm sewer systems as defined under 40 Code of Federal Regulations (CFR) 122.26(b)(16) located in certain areas of the State of Maryland. These certain areas include the geographical area within those municipalities defined as "large" or "medium" municipal separate storm sewer systems under 40 CFR 122.26(b)(4) and 40 CFR 122.26(b)(7), respectively, that are permitted currently under an individual NPDES municipal stormwater permit; urbanized areas as determined by the latest Decennial Census by the Bureau of the Census; and any other area designated by the Maryland Department of the Environment (MDE).

B. Eligibility. Small municipal separate storm sewer systems within the "Permit Area" specified in PART I. A. above that are eligible for coverage under this general permit include those that:

1. Are owned, operated, or maintained by the State of Maryland or the United States of America; and
2. Serve developed land area greater than 5 acres.

C. Obtaining Coverage. Owners of regulated small municipal separate storm sewer systems may apply for coverage under this general permit by submitting a Notice of Intent (NOI) to comply with the requirements of PART II. of this general permit using a form provided by MDE. Each NOI submitted shall contain the information specified in PART II. B. below and may represent an application for a specific facility; an application for all storm sewer systems owned, operated, or maintained by a single agency; or an application to develop an Institutional Management Plan (IMP) according to the requirements found in APPENDIX F. A partial list of State and federal facilities and agencies requiring permit coverage is found in APPENDIX A.

PART II. NOTICE OF INTENT REQUIREMENTS

A. Deadlines for Notification. Government agencies that own, operate, or maintain small municipal separate storm sewer systems in the Permit Area specified in PART I. A. above that seek coverage under this general permit shall submit NOIs with the information outlined in PART II.B. below by January 14, 2005. Government agencies that own, operate, or maintain small municipal separate storm sewer systems designated by MDE according to 40 CFR 122.26(g) shall submit NOIs with the appropriate application information within 180 days of such designation.

B. Contents. NOIs submitted for coverage under this general permit shall represent applications for a specific facility or all of the municipal separate storm sewers owned, operated, or maintained by an individual agency located within the "Permit Area" specified in PART I. A. above. These NOIs shall contain the following information depending on the application option exercised:

1. NOIs submitted seeking coverage under this general permit for specific facilities shall contain:

a) The name and address of the facility;
b) The name, address, telephone number, and, if applicable, the e-mail address of the appropriate contact(s) responsible for compliance under this general permit;
c) The best management practices (BMP) to be implemented and the measurable goals to be used for each of the minimum control measures under PART III. of this general permit. Guidance for both appropriate BMPs and measurable goals is included in Appendix B and C, respectively;
d) A schedule for BMP and stormwater management program implementation;
e) A description of the entities that will implement the BMPs and the stormwater management program components to satisfy each of the minimum control measures under PART III. of this general permit;
f) A fiscal analysis of the anticipated expenditures to implement the minimum control measures; and
g) An authorized signature according to PART VI. N. of this general permit.

2. NOIs submitted seeking coverage under this general permit for all small municipal separate storm sewer systems owned by individual agencies shall contain:

a) The name and address of each facility for which coverage under this general permit is being sought;
b) The name, address, telephone number, and, if applicable, the e-mail address of an appropriate contact for each facility listed in B.2.a. above;
c) A brief description of each facility for which coverage is being sought. This description shall include an approximate site size, a land use type, a description of the stormwater conveyance system that exists for each facility, any existing BMPs, the permits that may have already been issued by MDE for each facility, and any other relevant information for each storm drain system;
d) A general description of the BMPs to be implemented and the measurable goals to be used at all of the agency's facilities to address each of the minimum control measures under PART III. of this general permit. Guidance for both appropriate BMPs and measurable goals is included in Appendix B. and C., respectively;
e) A description of the entities that will implement the BMPs and the other stormwater management program components to satisfy each of the minimum control measures under PART III. of this general permit;
f) An estimate of the anticipated expenditures to implement the minimum control measures at all facilities for which coverage is being sought; and
g) An authorized signature according to PART VI. N. of this general permit.

3. NOIs submitted seeking coverage under this general permit by a specific agency that intends

to take advantage of the IMP option shall include those requirements found in APPENDIX F. of this general permit.

C. Where to Submit. State of Maryland and United States of America agencies shall submit NOIs to the following:

Maryland Department of the Environment
Water Management Administration
Sediment, Stormwater, and Dam Safety Program, FL 4, STE 440
1800 Washington Boulevard
Baltimore, Maryland 21230-1708

Public comments and requests for public hearings on NOIs should also be sent to the above address, which is MDE's Baltimore headquarters.

D. Public Availability of NOIs, Public Comments, and Requests for Public Hearings. NOIs will be made available for public review at MDE's headquarters in Baltimore during normal business hours. A listing of agencies submitting NOIs will be maintained on MDE's web site , www.mde.state.md.us. MDE will accept public comments and requests for public hearings on NOIs for a period of 45 days after the NOI is listed. Agencies will be notified in writing when MDE's review of their NOI is complete, and authorization under this general permit will commence concurrent with that notification. That date will also be indicated on MDE's web site.

E. Permit Renewal. Upon reissuance of this general permit with new effective and expiration dates, the permittee is required to submit to MDE an updated NOI that contains the information in either PART II. B.1. or 2. as appropriate. NOIs submitted by agencies developing an IMP for a specific facility remain valid for the reissued general permit provided the IMP is updated, kept current, and is approved by MDE.

PART III. MINIMUM CONTROL MEASURES

Permittees shall ensure that the following minimum control measures are implemented in the area served by their small municipal separate storm sewer system. Each agency covered by this general permit shall determine how each minimum control measure will be implemented. Permittees must define appropriate BMPs and develop measurable goals for each measure. Additionally, a list of entities responsible for BMP implementation and a schedule for each control measure shall be provided to MDE according to PART II.B. prior to coverage under this general permit. A list of suggested BMPs and measurable goals is provided in Appendix B and C of this general permit, respectively.

Any of these measures may be implemented by the permittee or another government entity as specified in PART IV.B. and PART IV.C. of this general permit. If the permittee will rely on another government entity to satisfy one or more of the following minimum control measures, the permittee

remains responsible for compliance with all conditions of this general permit. For this reason, a legally binding contract, memorandum of understanding (MOU), or other similar means should be executed between the permittee and the other entity to avoid conflicts resulting from noncompliance with this general permit.

A. Personnel Education and Outreach. Permittees shall implement and maintain a personnel education and outreach program to help reduce the discharge of pollutants caused by stormwater runoff. Personnel education and outreach can be coordinated with other portions of the permittee's stormwater management program, developed independent of other pollution control efforts, or implemented by an entity other than the permittee. At a minimum, the personnel education program shall contain information about the impacts of stormwater discharges on receiving waters, why controlling these discharges is important, and what the personnel can do to reduce pollutants in stormwater runoff.

Examples of the information that should be considered by the permittee when developing a personnel education and outreach program include:

1. The types and causes of pollutants found in urban runoff;
2. The consequences of stormwater pollutants;
3. The typical methods of controlling stormwater (e.g., BMPs, ponds, bioretention, etc.);
4. Stormwater BMP maintenance needs; and
5. How personnel can contribute to the permittee's stormwater management program through the following:
    a.) Water conservation;
    b.) Lawn care and landscaping;
    c.) Hazardous material storage, use, and disposal (e.g., herbicides, pesticides, and fertilizers);
    d.) Spill and illegal dumping hotline; and
    e.) Any other components deemed necessary to ensure adequate personnel outreach and education.

B. Public Involvement and Participation. Permittees shall implement and maintain a public involvement and participation program. The permittee or another entity shall, at a minimum, comply with all State and federal public notice requirements in actions or decisions made having to do with stormwater management.

C. Illicit Discharge Detection and Elimination. Permittees shall develop, implement, and maintain a program to identify and eliminate illicit storm drain system connections and non-stormwater discharges to the maximum extent practicable. The program developed to satisfy this minimum control measure shall contain elements to field screen storm drain system outfalls, inspect the storm drain system for the purpose of identifying the source of any illicit discharges, eliminate any illegal connection or illicit discharge to the storm drain system, and enforce penalties where appropriate. The illicit discharge program shall also contain components to address illegal dumping and spills.

This minimum control measure may be implemented and maintained by the permittee or by another responsible entity. Additionally, a permittee may coordinate its efforts to identify and eliminate non-stormwater discharges with those of the surrounding County performing similar activities under an individual NPDES municipal separate storm sewer system permit. If the responsibilities for complying with this minimum control measure are to be shared between the permittee and another responsible entity, the relationship and specific duties of all participating entities shall be outlined in the NOI submitted to MDE according to PART II. of this general permit.

At a minimum, a program developed to implement illicit discharge detection and elimination to satisfy this control measure shall contain the following:

1. A map showing the extent of the storm drain system;
2. The legal means to provide for entering onto private property to investigate and eliminate illicit storm drain system discharges;
3. Procedures to field screen storm drain outfalls on a consistent basis;
4. Inspection procedures for identifying the source of any suspected illicit discharges to the storm drain system;
5. Enforcement and penalty procedures;
6. Procedures to address spills and illegal dumping;
7. Means to inform public employees, businesses, and the general public of illegal discharges and improper waste disposal; and
8. Any other components deemed necessary to ensure that non-stormwater discharges to the municipal separate storm sewer system are either permitted by MDE under NPDES or eliminated.

Regardless of whether a permittee develops its own program or relies on another responsible entity to satisfy this minimum control measure, the permittee shall cooperate regarding discharges entering or leaving its jurisdictional boundaries or Waters of the State. The intent of this program is to control non-stormwater discharges to and from municipal separate storm sewer systems. Therefore, it is essential that a permittee covered by this general permit cooperate actively in instances where storm drain systems are interconnected with entities covered under this or any other NPDES stormwater permit.

D. Construction Site Stormwater Runoff Control. The Environment Article, Title 4, Subtitle 1, Annotated Code of Maryland establishes a statewide erosion and sediment control program to control construction site runoff. This statute, coupled with the Code of Maryland Regulations (COMAR), specifies the requirements for any construction activity that disturbs five thousand (5,000) square feet or more of earth or involves 100 cubic yards or more of earth movement. Because Maryland has an erosion and sediment control program in place that regulates more earth disturbing activities than the NPDES stormwater program, MDE considers compliance with the State statute to be compliance with this minimum control measure, this general permit, and CFR.

COMAR contains procedures for approving proposed construction drawings and erosion and sediment control plans prior to the start of any development. State regulations also define erosion and sediment control plan review and enforcement responsibilities. Typically, erosion and sediment control plans are reviewed and approved by MDE for State and federal construction projects. Enforcement of approved erosion and sediment control plans statewide is MDE's responsibility.

Permittees shall comply with all State and federal laws, regulations, ordinances, and procedures relating to erosion and sediment control. Permittees shall clearly state how this minimum control measure will be implemented in the NOI submitted to MDE according to PART II. of this general permit.

E. Post Construction Stormwater Management. The Environment Article, Title 4, Subtitle 2, Annotated Code of Maryland establishes a statewide stormwater management program. This statute, coupled with COMAR, requires that stormwater management for new development and redevelopment be addressed for any proposed project that disturbs five thousand (5,000) square feet or more of earth. Because Maryland has a stormwater management program in place that regulates new and redevelopment projects, MDE considers compliance with the State statute to be compliance with this minimum control measure, this general permit, and CFR.

COMAR contains procedures for approving proposed construction drawings and stormwater management plans prior to the start of any development. State regulations also define stormwater management plan review and enforcement responsibilities. Typically, stormwater management plans are reviewed and approved by MDE for State and federal construction projects. Enforcement of approved stormwater management plans statewide is MDE's responsibility.

Permittees shall comply with all State and federal laws, regulations, ordinances, and procedures relating to stormwater management. Additionally, permittees must implement and comply with the principles, methods, and practices found in the "2000 Maryland Stormwater Design Manual, Volumes I & II."

F. Pollution Prevention and Good Housekeeping. Permittees shall implement and maintain pollution prevention and good housekeeping techniques and procedures to reduce pollutants from all facility operations. Components of this minimum control measure shall include employee training materials to prevent and reduce pollutant discharges to the storm drain system, runoff controls geared toward fleet yard and building maintenance activities, and ensuring all facility activities are properly permitted under NPDES or any other appropriate State or federal water pollution control program. Permittees shall develop pollution prevention or good housekeeping procedures themselves or rely on another responsible entity to comply with this minimum control measure. If an entity other than the permittee is to be responsible for this component of the stormwater management program, MDE recommends that an MOU or other binding contract be executed between the two parties. This will clearly define responsible parties should noncompliance become an issue.

PART IV. SPECIAL CONDITIONS

A. Discharge Compliance with Water Quality Standards. This general permit requires, at a minimum, that agencies develop, implement, and enforce a stormwater management program designed to reduce the discharge of pollutants to the maximum extent practicable. Implementing BMPs as required under the six minimum control measures in PART III. above is considered an acceptable effort to reduce pollutants from the municipal storm drain system to the maximum extent practicable.

B. Qualifying Local Programs (State or local). As specified throughout PART III. of this general permit, permittees may develop programs to comply with all minimum control measures independently or rely on another responsible entity. The separate entity may be responsible for compliance with those minimum control measures specified in the NOI submitted to MDE according to PART II. of this general permit. In some cases (e.g., Maryland's statewide erosion and sediment control program), existing State statutes or local ordinances require the implementation of a program component that satisfies conditions in this general permit independent of the NPDES program. MDE considers a stormwater program component such as this to be a "qualifying local program" for the purposes of complying with this general permit. Therefore, permittees may take advantage of these "qualifying local programs" to help comply with the NPDES municipal stormwater requirements.

C. Sharing Responsibility. If the permittee is relying on another entity to satisfy one or more of the permit obligations, all municipal stormwater permit obligations by all entities shall be noted in the NOI submitted to MDE according to PART II. of this general permit. This other entity shall implement a control measure that is at least as stringent as the corresponding NPDES permit requirement found in NPDES regulations and this general permit. Additionally, the other entity shall agree to implement the minimum control measure on the permittee's behalf.

D. Institutional Management Plans. Comprehensive, watershed wide approaches to control pollutants in stormwater are encouraged through the development and implementation of IMPs. IMPs developed for specific facilities will address many of the minimum control measures found in PART III. above and will contain overall management techniques tailored to the unique hydrologic characteristics of the facilities themselves. Not only will the implementation of IMPs improve water quality more effectively because of the holistic approach that is intended, but it will benefit the agency through compliance with the conditions of this general permit and, moreover, streamline the approval process for new development projects.

Currently, State and federal entities must submit erosion and sediment control and stormwater management plans to MDE for review and approval prior to new development projects beginning construction. The initial effort of developing an IMP and having it reviewed and approved by MDE streamlines future approval processes for all new construction projects that would have otherwise been reviewed separately.

Agencies intending to exercise this option to comply with this general permit shall:

1. Submit an NOI that contains the information specified in PART II. B.1. above to ensure that coverage under this general permit is provided as an IMP is being developed;
2. Develop an IMP according to the requirements specified in APPENDIX F. of this general permit; and
3. Submit the IMP to MDE for review and approval.

Approval of specific IMPs will constitute compliance with this general permit. During requisite annual reporting exercises, agencies with approved IMPs need not report on the six minimum control measures specified in PART III. above. Annual reports shall address the components of the IMP itself.

PART V. MONITORING, RECORDKEEPING, REPORTING, AND PROGRAM REVIEW

A. Monitoring. A permittee or another responsible entity covered by this general permit shall use any means thought to be necessary to evaluate the effectiveness of the programs and BMPs implemented to comply with this general permit. Careful consideration must be given to the information, BMPs, and measurable goals specified in NOIs submitted to MDE according to PART II. of this general permit. This information shall be submitted in annual reports.

B. Recordkeeping. The permittee shall keep records under this general permit for at least three (3) years after termination of this general permit. Records shall be submitted to MDE only when permittees are specifically asked to do so. The permittee shall make its records and its stormwater management program information available to the public at reasonable times during regular business hours.

C. Reporting. Annually, the permittee shall submit a report to MDE. An annual reporting form is provided in Appendix E and shall include:

1. The status of compliance with permit conditions, an assessment of the appropriateness of the identified BMPs, and the progress toward achieving the identified measurable goals for each of the minimum control measures;
2. Results of information collected and analyzed, including monitoring data, if any, during the annual reporting period;
3. A summary of the stormwater activities the permittee plans to undertake during the next annual reporting period;
4. A change in any identified measurable goals (see APPENDIX C) that apply to the minimum control measures;
5. A description of the coordination efforts with other agencies regarding the implementation of the minimum control measures including the status of any MOU or other agreement executed between the permittee and another entity; and
6. A fiscal analysis of capital and operating expenditures to implement the minimum control measures. The fiscal analysis shall include only those expenditures by the agency seeking

coverage under this general permit and not those for minimum control measures implemented by other entities.

D. Program Review. In order to assess the effectiveness of the permittee's NPDES program for eliminating non-stormwater discharges and reducing the discharge of pollutants to the maximum extent possible, MDE will review program implementation and annual reports. Procedures for the review of local erosion and sediment control and stormwater management programs exist in Maryland's sediment control and stormwater management laws. Additional periodic evaluations may be conducted to determine compliance with permit conditions.

PART VI. STANDARD PERMIT CONDITIONS

A. Duty to Comply. The permittee must comply with all conditions of this general permit. Any permit noncompliance constitutes a violation of the Clean Water Act (CWA) and is grounds for enforcement action, permit coverage termination, revocation, or modification. The permittee shall comply at all times with the provisions of the Environment Article, Title 4, Subtitles 1, 2, and 4; Title 7, Subtitle 2; and Title 9, Subtitle 3, Annotated Code of Maryland.

B. Failure to Notify. Agencies engaging in an activity covered under this general permit that fail to notify MDE of their intent to be covered under this general permit as described in PART II. and who discharge to waters of the State without coverage are in violation of the Environment Article, Annotated Code of Maryland and may be subject to penalties.

C. Limitations on Coverage.

1. This general permit authorizes the following non-stormwater discharges when properly managed: landscape irrigation, diverted stream flows, rising groundwater, uncontaminated groundwater infiltration, uncontaminated pumped groundwater, foundation drains, air conditioning condensate, irrigation water, springs, water from crawl space pumps, footing drains, lawn watering runoff, flows from riparian habitats and wetlands, residual street wash water, and discharges or flows from fire fighting activities.
2. Non-stormwater sources, stormwater associated with industrial activity, or discharges associated with construction activities may be authorized to discharge via the municipal separate storm sewer system if such discharges are specifically authorized under an applicable NPDES discharge permit or are identified by and in compliance with this general permit.
3. Only stormwater discharges from municipal separate storm sewer systems located on State or federal property are authorized to discharge under this general permit.

D. Penalties Under the CWA - Civil and Criminal. The CWA provides that any person who violates any permit condition is subject to a civil penalty not to exceed $27,500 per day for each violation. Any person who negligently violates any permit condition is subject to criminal penalties of $2,500 to $25,000 per day of violation, or imprisonment of not more that 1 year, or both. Any person

who knowingly violates any permit condition is subject to criminal penalties of $5,000 to $50,000 per day of violation, or imprisonment for not more than 3 years, or both.

E. Penalties Under the State's Environment Article - Civil and Criminal. Nothing in this general permit shall be construed to preclude the institution of any legal action nor relieve the permittee from civil or criminal responsibilities and/or penalties for noncompliance with Title 4, Title 7, and Title 9 of the Environment Article, Annotated Code of Maryland, or any federal, local, or other State law or regulation.

The Environment Article, § 9-342(a), Annotated Code of Maryland, provides that any person who violates a permit condition is subject to a civil penalty not to exceed $10,000 per day.

The Environment Article, § 9-342(b), Annotated Code of Maryland, provides that any person who violates a permit condition is subject to a civil administrative penalty up to $1,000 for each violation, but not exceeding $50,000 total.

The Environment Article, § 9-343(a), Annotated Code of Maryland, provides that any person who willfully or negligently violates a permit condition is subject to a criminal penalty not exceeding $25,000 or imprisonment not exceeding 1 year, or both, for a first offense. Later offenses are subject to a criminal penalty of $50,000 or imprisonment not exceeding 2 years, or both.

The Environment Article, § 9-343(b), Annotated Code of Maryland, provides that any person who falsifies, tampers with, or knowingly renders inaccurate any monitoring device or method required to be maintained under this general permit shall, upon conviction, be punished by a fine of not more than $10,000 per violation, or by imprisonment for not more than six months per violation, or both.

The Environment Article, § 9-343(b), Annotated Code of Maryland, provides that any person who knowingly makes any false statement, representation, or certification in any records or other document submitted or required to be maintained under this general permit, including monitoring reports or reports of compliance or noncompliance shall, upon conviction, be punished by a fine of not more than $10,000 per violation, or by imprisonment for not more than six months per violation, or both.

F. Continuation of an Expired General Permit. An expired general permit continues in force and effect until a new general permit is issued or the general permit is revoked or withdrawn.

G. Duty to Mitigate. The permittee shall take all reasonable steps to minimize or prevent any discharge that has a reasonable likelihood of adversely affecting human health or the environment and is in violation of this general permit.

H. Duty to Provide Information. The permittee shall furnish to MDE any information which may be requested to determine compliance with this general permit. The permittee shall also furnish to MDE, upon request, copies of records required to be kept by this general permit.

I. Other Information. When the permittee becomes aware that it failed to submit any relevant facts or submitted incorrect information in the NOI or in any other report to MDE, it shall promptly notify MDE of the facts or information.

J. Requiring an Individual Permit.

1. MDE may require any agency to apply for and/or obtain an individual NPDES permit. When MDE requires the permittee to apply for an individual NPDES permit, MDE will provide notification in writing that an application is required. This notification shall include a brief statement of the reasons for the decision, an application form, and a deadline for filing the application. Additionally, MDE shall inform the permittee that on the effective date of the individual NPDES permit, coverage under this general permit shall automatically terminate. Applications must be submitted to MDE. MDE may grant additional time to submit an application upon request of the applicant. If an individual permit application required by MDE under this paragraph is not submitted in a timely manner, then coverage under this general permit to the agency may be terminated.
2. Any agency eligible for coverage under this general permit may request to be excluded from the coverage of this general permit by applying for an individual permit. In such cases, the agency must submit an individual application in accordance with the requirements of 40 CFR 122.26(c)(1)(ii), with reasons supporting the request, to MDE.
3. When an individual NPDES permit is issued to an agency eligible for coverage under this general permit, the applicability of this general permit to the individual NPDES permittee is automatically terminated on the effective date of the individual permit. When an individual NPDES permit is denied to an agency otherwise subject to this general permit, then coverage under this general permit may be terminated by MDE.

K. Property Rights. The issuance of this general permit does not convey any property rights of any sort, nor any exclusive privileges, nor does it authorize any injury to private property nor any invasion of personal rights, nor any infringement of federal, State, or local laws or regulations.

L. Severability. The provisions of this general permit are severable. If any provision of this general permit shall be held invalid for any reason, the remaining provisions shall remain in full force and effect. If the application of any provision of this general permit to any circumstances is held invalid, its application to other circumstances shall not be affected.

M. Permit Actions. The Environment Article, § 9-330, Annotated Code of Maryland, provides that the Department may revoke coverage under this permit if it finds that:

(1) False or inaccurate information was contained in the application;
(2) Conditions or requirements of the discharge permit have been or are about to be violated;
(3) Substantial deviation from the requirements has occurred;
(4) The Department has been refused entry to the premises for the purpose of inspecting to insure compliance with the conditions of the discharge permit;
(5) A change in conditions exists that requires temporary or permanent reduction or elimination of the permitted discharge;

(6) Any State or federal water quality stream standard or effluent standard has been or is threatened to be violated; or
(7) Any other good cause exists for revoking the discharge permit.

N. Signature of Authorized Administrator and Jurisdiction. All NOIs, annual reports, and information submitted to MDE shall be signed as required by COMAR 26.08.04.01-1 and 40 CFR 122.22. As in the case of municipal or other public facilities, signatories shall be a principal executive officer, ranking elected official, or other duly authorized employee.

O. Total Maximum Daily Loads. Stormwater BMPs and programs implemented as a result of this permit must be consistent with available waste load allocations (WLA's) [see 40 CFR 122.44(d)(1)(vii)(B)] developed under a Total Maximum Daily Load (TMDL). MDE has determined that owners of storm drain systems that implement the requirements of this permit will be controlling stormwater pollution to the maximum extent practicable. Therefore, satisfying the conditions of this permit will meet WLA's specified in TMDL's developed for impaired water bodies. If assessment of the stormwater management program indicates TMDL WLAs are not being met, additional or alternative stormwater controls must be implemented to achieve WLAs."

PART VII. REOPENER CLAUSE

If there is evidence indicating that the stormwater discharges authorized by this general permit cause, have the reasonable potential to cause or contribute to, a violation of a water quality standard, the permittee may be required to obtain an individual permit or the general permit may be modified to include specific limitations and/or requirements. Permit modification or revocation will be conducted according to 40 CFR 122.62, 122.63, 122.64, and 124.5.

PART VIII. AUTHORITY TO ISSUE GENERAL NPDES PERMITS.

In compliance with the provisions of the CWA, as amended (33 U.S.C. 1251 et. Seq. the Act), agencies that are defined in PART I.B.1. and 2. of this general permit and that submit an NOI in accordance with Part II. of this general permit are authorized to discharge in accordance with the conditions and requirements set forth herein.

_____ _____

Director Date
Water Management Administration

PART IX. DEFINITIONS

A. "Best management practices (BMPs)" means schedules of activities, prohibitions of practices, maintenance procedures, and other structural or nonstructural management techniques to prevent or reduce the pollution to waters of the State.

B. "Clean Water Act" means the Federal Water Pollution Control Act Amendments of 1972 and all updates. As amended in 1977, this law became commonly known as the Clean Water Act.

C. "CFR" means the Code of Federal Regulations.

D. "COMAR" means the Code of Maryland Regulations.

E. "Department" means the Maryland Department of the Environment.

F. "General Permit" means either a State discharge permit or an NPDES permit issued to a class of dischargers.

G. "Institutional Management Plan (IMP)" means a plan prepared following the guidelines in APPENDIX F. of this permit and approved by the Department.

H. "Municipal Separate Storm Sewer System" means a conveyance or system of conveyances owned and operated by the State of Maryland, the United States of America, or any other public agency having jurisdiction over the disposal of sewage, industrial wastes, stormwater, or other wastes. These systems are used for collecting or conveying stormwater, are not combined sewers, and are not part of a Publicly Owned Treatment Works (POTW) as defined in 40 CFR 122.2. ***"State and Federal Small Municipal Separate Storm System"*** is defined in CFR 122.26(b)(16)(iii) as "…systems similar to separate storm sewer systems in municipalities, such as systems at military bases, large hospitals or prison complexes, and highways or other thoroughfares. The term does not include separate storm sewers in very discrete areas, such as individual buildings."

I. "NPDES" means the National Pollutant Discharge Elimination System.

J. "NPDES permit" means a discharge permit issued under the Clean Water Act.

K. "NOI" means Notice of Intent to be covered by this general permit (see Part II. of this general permit).

L. "Nonpoint Source" means stormwater runoff spread out over large areas, as opposed to a discharge

from a discrete point source.

M. "Permittee" means an agency covered under this NPDES general permit.

N. "Person" means an individual, receiver, trustee, guardian, personal representative, fiduciary, or representative of any kind, and any partnership, firm, association, corporation, or other entity. Person includes the federal government, this State, any county, municipal corporation or other political subdivision of this State or any of their units.

O. "Personnel" means the active duty or employed population assigned to a facility, including those who are transient or permanently assigned. Employed population includes any contractor personnel that may work on a given facility.

P. "Public" means the population served by the State or federal agency, and is not limited to the immediate surrounding municipality.

Q. "State discharge permit" means the discharge permit issued under the Environment Article, Subtitle 3, Annotated Code of Maryland.

Appendix A

Designation Criteria

Maryland Department of the Environment (MDE)
Water Management Administration (WMA)

National Pollutant Discharge Elimination System (NPDES) Phase II
Municipal Separate Storm Sewer System Discharge General Permit

Designation Criteria

The following highlights the primary criteria developed by the Environmental Protection Agency (EPA) for designating municipalities to participate in the NPDES Phase II stormwater program. Those municipalities listed in Appendix 6 of the Phase II regulations have been automatically designated based on being located in a Census defined urbanized area (UA). However, if a jurisdiction has a population less than 1,000, it may be waived from these requirements. In the judgement of the permitting authority these places cannot contribute substantially to the pollutant loadings of a physically interconnected regulated jurisdiction and do not discharge any pollutants identified as a cause of impairment of any water body. Determining who WMA will or will not designate is based on the criteria described below.

EPA Guidelines

- After customizing the designation criteria for local conditions, the permitting authority must apply such criteria, at a minimum, to any municipal separate storm sewer system located outside of an urbanized area serving a jurisdiction with a population of at least 10,000 and a population density of 1,000 people per square mile. According to Appendix 7 of the EPA Phase II stormwater regulations, these locations include Aberdeen, Cambridge, Salisbury, and Westminster.

- Designation must occur within 3 years (12/9/2002) of publication of the Final Rule. Alternatively, the NPDES authority can designate within 5 years from the date of final regulation if the designation criteria are applied on a watershed basis.

- In addition to applying criteria on a local basis for potential designation, the NPDES permitting authority must designate any municipal separate storm sewer system that contributes substantially to the pollutant loadings of a physically interconnected municipal separate storm sewer that is regulated by the NPDES program. Current NPDES regulated localities include:

Anne Arundel County	Frederick County
Baltimore City	Harford County
Baltimore County	Howard County
Carroll County	Montgomery County
Charles County	Prince George's County

State Highway Administration Cecil County
Washington County

•Affected jurisdictions (those currently regulated by the NPDES program) can petition to have WMA designate a particular agency.

•Any person can petition to have an agency included.

•EPA also recommends the following criteria for designation:
Discharge to sensitive waters
High population density
High growth potential
Contiguity to a Census Designated Urbanized Area
Significant contributor of pollutants to waters of the United States
Ineffective protection of water quality concerns by other programs

MDE/WMA's Designation Criteria

Municipal Permits
•Municipalities with populations less than 1,000 are automatically waived.

• Municipalities >= 1,000 population within existing Phase I NPDES permitted Counties will be designated.

State and Federal Permits
• The NPDES stormwater regulations are intended to address pollution from stormwater runoff spread out over large areas, commonly referred to as being from nonpoint sources. In the United States, large areas within state boundaries are subdivided into municipal subunits such as counties, cities and towns. EPA used the Phase I regulations to address the municipalities with the largest urban populations as they had the greatest potential to generate nonpoint source pollution. Phase II regulations consider the remaining municipalities with sizeable urban populations and the regulations attempt to address gaps in the Phase I regulations where municipalities lacked jurisdiction. Most notably, this affects State and federal facilities located within municipal boundaries.

EPA allows some flexibility as to how states determine which State and federal facilities require Phase II permit coverage. CFR 122.26(b)(16)(iii) states that the term small municipal separate storm sewer system means, "…systems similar to separate storm sewer systems in municipalities, such as systems at military bases, large hospitals or prison complexes, and highways or other thoroughfares. The term does not include separate storm sewers in very discrete areas, such as individual buildings." Larger facilities logically have the greatest potential to generate pollutants and should be regulated first. Therefore, MDE has established State and federal facilities with systems serving five (5) acres or more as needing permit coverage.

Currently, the magnitude of the State and federal facilities that require permit coverage is unknown. After the first round of permit application and coverage MDE should have a clearer indication of the number of State and federal facilities in urban areas and their nonpoint source impacts. If found necessary, MDE has the authority to adjust the threshold, and require additional facilities to seek permit coverage. In addition, affected jurisdictions (those currently regulated by the NPDES program) or any person can petition to have MDE designate a particular facility.

Known federal facilities and agencies requiring permit coverage include:

Aberdeen Proving Ground
AMTRAK
Architect of the Capitol
Andrews Air Force Base
Camp David
Federal Law Enforcement Training Center
Naval Surface Warfare Center
    Carderock
    Indian Head
Fort Detrick
Fort Meade
Fort Ritchie
Goddard Space Flight Center
National Institute of Standards & Technology
National Institutes of Health
National Naval Medical Center
National Park Service
National Security Agency
U.S. Army Corps of Engineers
U.S. General Services Administration
U.S. Naval Academy
U.S. Department of Agriculture
U.S. Coast Guard
U.S. Postal Service
U.S. Secret Service
U.S. Social Security Administration

Known State facilities and agencies requiring permit coverage include:

BWI Airport
Martin State Airport
Bowie State University
Coppin State University
Morgan State University
Towson University

University of Maryland
- Baltimore
- Baltimore County
- College Park

Maryland Department of Health and Mental Hygiene facilities
Maryland Department of Natural Resources
Maryland Department of Veterans Affairs
Maryland Environmental Service
Maryland Food Center Authority
Maryland Department of Public Safety and Correctional Services
Maryland Department of General Services
Maryland National Guard
Maryland Port Administration
Maryland Stadium Authority
Maryland Transportation Authority
Maryland Mass Transit Administration
Washington Metropolitan Area Transit Authority
Washington Suburban Sanitary Commission

Appendix B

BMP Menu

Best Management Practice
Menu for NPDES Phase II Municipalities

Public Education and Outreach*	**Public Participation and Involvement***	**Illicit Discharge Detection/Elimination***	**Construction Site Runoff Control***	**Post Construction Runoff Control***	**Pollution Prevention, Good Housekeeping**
A. Goal: Agency proposes a goal geared toward local concerns. **B. BMP Selection** (Choose one of the options listed below): 1. Use agency's webpage to disseminate information to citizens and provide links to sites with extensive nonpoint source pollution information (EPA fact sheet material, MDA's Extension Service info, surrounding county publications, etc.). Develop a website banner to advertise agency's stormwater program from time to time. If agency does not have a webpage, place public service announcements in local newspaper or at information tables/kiosks. Provide State contacts for reporting stormwater problems. **C.** Provide milestones and schedules for fulfillment of public outreach requirement.	**A. Goal:** Agency proposes a goal geared toward local concerns. **B. BMP Selection** (Choose one of the options listed below): 1. Agency shall schedule and promote an annual restoration activity.** Agencys are encouraged to coordinate with local environmental groups, businesses or government agencies. Examples include: + Stream monitoring + Storm drain stenciling + Streamside tree plantings 2. Agency shall describe in detail its own education program for informing citizens about stormwater problems and for promoting cleanup campaigns. **C.** Provide milestones and schedules for fulfillment of BMP selected.	**A. Goal:** Agency proposes goal geared toward local concerns. **B. BMP Selection** (Choose one of the options listed below): 1. Make a legal agreement with the surrounding NPDES jurisdiction (if applicable) for mapping, inspecting and eliminating illicit connections to the agency's storm drain system. 2. Develop a program for identifying and eliminating illicit connections to the storm drain system: i. Create a map of the facility and all water resources (ponds, lakes, streams, reservoirs, rivers). ii. Locate and inspect (X number) of outfalls annually per MDE's visual/olfactory inspection sheet. Verify and map inspected outfalls on facility's water resources map. iii. Develop procedures for investigating and eliminating illicit connections to storm drain system (May rely on MDE or surrounding County for technical assistance and enforcement). **C.** Provide milestones and schedules for fulfillment of BMP selected.	**A. Goal:** Agency proposes goal geared toward local concerns. **B. BMP Selection** Have MDE enforce erosion and sediment control requirements in your agency.	**A. Goal:** Agency proposes goal geared toward local concerns. **B. BMP Selection** Have MDE enforce stormwater management requirements in your agency.	**A. Goal:** Agency proposes goal geared toward local concerns. **B. BMP Selection**: 1. Make sure all agency "industrial" facilities have NPDES general permit for stormwater. Generate a pollution prevention plan per general permit requirements. 2. Map all facility property on the same map that shows outfalls and water resources. Develop pollution prevention (P2) options (inventory pollutant sources, provide personnel training, increase vegetative buffers around streams, etc.) for all municipal property not covered by "industrial" general permit.** **C.** Provide milestones and schedules for fulfillment of Pollution Prevention and Good Housekeeping requirements.

* Mandates of the Clean Water Act and the NPDES Phase II stormwater regulations can be satisfied by cooperation with County and State efforts for all of these programs.

** An annual volunteer activity may satisfy Public Participation and Pollution Prevention requirements if implemented on municipal property.

Appendix C

Measurable Goals

Maryland Department of the Environment
Water Management Administration (MDE\WMA)
National Pollutant Discharge Elimination System (NPDES)
Phase II Stormwater

Measurable Goals

Phase II agencies are required to develop a list of measurable goals for each minimum measure. This list is required to be submitted with the municipality's permit application. In addition, annual reports need to include an evaluation and assessment of those measurable goals and how they are being met. These goals could be considered narrative standards to judge program effectiveness for each of the six minimum measures. Below are some examples of measurable goals that could be developed by each municipality.

Public Education and Outreach

Year 1 – Brochures in utility bills, stormwater hotline, volunteers
Year 2 – Web site, education curriculum, stencils
Year 3 – increased % of businesses using good housekeeping
Year 4 – % reduction in litter

Public Participation

Year 1 – Public meetings, volunteers to locate storm drain outfalls
Year 2 – Final recommendation of a citizen panel
Year 3 – increased % of community participating in cleanups
Year 4 – Citizen watch groups established in certain % of neighborhoods

Illicit Discharge Detection and Elimination

Year 1 – complete map, recycling program for household hazardous waste
Year 2 – ordinance, employee training, certain % of storm drain system screened
Year 3 – certain % of illicit discharges eliminated, households in quarterly hazardous waste collection days
Year 4 – most illicit discharges detected and eliminated

Construction Site Runoff Control

Year 1 – ordinance, public information and response to complaints
Year 2 – inspections and a certain % of compliance if delegated
Year 3 – show reduced sediment in receiving streams
Year 4 – apply for delegation

Post-construction Runoff Control

Year 1 – ordinance developed, MDE Design Manual implementation
Year 2 – strategies for structural and non-structural BMPs
Year 3 – improved maintenance practices
Year 4 – impervious surfaces reduction

Pollution Prevention/Good Housekeeping

Year 1 – pollution prevention plan completed, BMP maintenance, street sweeping
Year 2 – employee training/recycling program
Year 3 – certain % reduction in pesticide/salt use; BMP maintenance schedule
Year 4 – certain compliance rate for BMP maintenance

1. Public Education and Outreach – Draft List of BMP Options

Regulatory Text

You must implement a public education program to distribute educational materials to the community or conduct equivalent outreach activities about the impacts of stormwater discharges on water bodies and the steps that the public can take to reduce pollutants in stormwater runoff.

Best Management Practices

Use the agency's webpage to disseminate information to citizens by providing links to sites with extensive nonpoint source pollution information (EPA fact sheet material, Maryland Department of Agriculture's Extension Service information, surrounding county publications, etc.). Develop a website banner to advertise agency's stormwater program from time to time. If the agency does not have a webpage, place public service announcements in local newspapers or at information tables/kiosks. Provide agency or facility contacts for reporting stormwater problems.

Measurable Goals

Year 1 – Brochures, establish stormwater hotline, recruit volunteers
Year 2 – Web site information, add outreach to education curriculum, make storm drain stencils available
Year 3 – Increased % of businesses using good housekeeping, number of storm drains stenciled with "Don't Dump."
Year 4 – Certain % reduction in litter, "Earth Day" celebrations and cleanup

Useful information

Alliance for the Chesapeake Bay -- www.acb-online.org/programs.htm

Chesapeake Bay Foundation -- www.cbf.org/

Maryland Department of the Environment -- www.mde.state.md.us/environment/wma/stormwatermanual/

Maryland Department of Agriculture, Cooperative Extension -- www.agnr.umd.edu/users/hgic/

U.S. Environmental Protection Agency's Fact Sheet for Public Education -- www.epa.gov/npdes/menuofbmps/pub_ed.htm

Materials for Distribution

Bayscapes -- www.acb-online.org/BAYSCAPE.PDF **and** www.agnr.umd.edu/CES/Pubs/PDF/FS701.pdf

2. Public Participation and Involvement -- Draft List of BMP Options

Regulatory Text

You must, at a minimum, comply with State public notice requirements when implementing a public involvement/participation program.

Best Management Practices

Schedule and promote an annual restoration activity. Agencies are encouraged to coordinate with local environmental groups, school or community groups, businesses or government agencies. Examples include:

- Streamside tree plantings
- Storm drain stenciling
- Stream monitoring

Measurable Goals

Year 1 – Public meetings, solicit environmental groups/organize citizen panel for annual clean-up recommendations
Year 2 – Report annual clean-up activity, number of participants, trees planted, storm drains painted
Year 3 – Increased % of community participating in annual cleanup activity
Year 4 – Citizen volunteer groups established in certain % of neighborhoods

Useful Information

U.S. Environmental Protection Agency's Fact Sheet for Public Participation -- www.epa.gov/npdes/menuofbmps/pub_inv.htm

Volunteer Activities

Tree Planting -- www.acb-online.org/buffer.htm

Storm Drain Stenciling -- www.cbf.org/action/outdoors/stencil.htm **and** www.epa.gov/npdes/menuofbmps/invol_6.htm

3. Illicit Discharge Detection/Elimination – Draft List of BMP Options

Regulatory Text

- You must develop, implement and enforce a program to detect and eliminate illicit discharges into your municipal storm drain system.

Best Management Practices

A. Make a legal agreement with the surrounding NPDES jurisdiction (if applicable) for mapping, inspecting, and eliminating illicit connections to the agency's storm drain system.

B. Develop a program for identifying and eliminating illicit connections to the storm drain system:

- Create a map of the facility and all water resources (ponds, lakes, streams, reservoirs, rivers).
- Locate and inspect (X number) of outfalls annually per MDE's visual/olfactory inspection sheet. Verify and map inspected outfalls on the facility's water resources map.
- Develop procedures for investigating and eliminating illicit connections to the storm drain system (May rely on MDE for technical assistance and enforcement).

Measurable Goals

Year 1 – Complete map of storm drain outfalls and water resources, provide a recycling program for hazardous waste
Year 2 – Provide employee training, certain % of storm drain system screened
Year 3 – Certain % of illicit discharges eliminated
Year 4 – Most illicit discharges detected and eliminated, increased amount of hazardous waste collected

Useful Links

Fact Sheet on Illicit Discharges -- www.epa.gov/npdes/menuofbmps/illicit.htm
Example Inspection Forms -- http://www.coastal.ca.gov/la/docs/murp/4i.pdf
Investigation Procedures -- http://www.stormwatercenter.net/Practice/125-Tracers.pdf
Some lessons learned in Michigan -- http://www.wcdoe.org/rougeriver/techtop/illicit/overview.html

4. Construction Site Runoff Control – Draft List of BMP Options

Regulatory Text

You must develop, implement, and enforce a program to reduce pollutants in any stormwater runoff from construction activities that result in a land disturbance of greater than or equal to one acre. Reduction of stormwater discharges from construction activity disturbing less than one acre must be included in your program if that construction activity is part of a larger common plan of development that would disturb one acre or more.

Best Management Practices

Have MDE enforce erosion and sediment control requirements in your facility.

Measurable Goals

Year 1 through 4 – Submit plans for all projects disturbing 5000 S.F. or more to MDE for erosion and sediment control approval.

Useful Links

Maryland Department of the Environment -- http://www.mde.state.md.us/environment/wma/stormwatermanual/

Center for Watershed Protection -- http://www.cwp.org/

Stormwater Manager's Resource Center -- http://www.stormwatercenter.net/

U.S. Environmental Protection Agency's Fact Sheet for Construction Site Runoff-- www.epa.gov/npdes/menuofbmps/poll.htm

5. Post Construction Runoff Control – Draft List of BMP Options

Regulatory Language

You must develop, implement, and enforce a program to address stormwater runoff from new development and redevelopment once the construction phase is complete. Stormwater management shall be provided for projects that develop greater than or equal to one acre, including projects less than one acre that are part of a larger common plan of development, that discharge into your municipal storm drain system. Your program must ensure that controls are in place that would prevent or minimize water quality impacts.

Best Management Practices

Have MDE enforce stormwater management requirements in your facility.

Measurable Goals

Year 1 through 4 – Submit plans for all projects disturbing 5000 S.F. or more to MDE for stormwater management approval.
Year 2 – Strategies for structural and non-structural BMPs
Year 3 – Improved maintenance practices
Year 4 – Impervious surfaces reduction

Useful Links

Maryland Department of the Environment -- http://www.mde.state.md.us/environment/wma/stormwatermanual/

Center for Watershed Protection -- http://www.cwp.org/

Stormwater Manager's Resource Center -- http://www.stormwatercenter.net/

U.S. Environmental Protection Agency's Fact Sheet for Post Construction Runoff -- www.epa.gov/npdes/menuofbmps/poll.htm

6. Pollution Prevention, Good Housekeeping – Draft List of BMP Options

Regulatory Language

You must develop an operation and maintenance program for reducing pollutant runoff from agency operations. Using training materials that are available from EPA, your State, or other organizations, your program must include employee training to reduce stormwater pollution from activities such as fleet and building maintenance and park and open space maintenance.

Best Management Practices

A. Make sure all agency"industrial" facilities have NPDES general permit coverage for stormwater. Generate a pollution prevention plan according to general permit requirements.

B. Map all agency property on the same map that shows outfalls and water resources. Develop pollution prevention (P2) options (inventory pollutant sources, provide personnel training, increase vegetative buffers around streams, etc.) for all agency property not covered by the "industrial" general permit.

Measurable Goals

Year 1 – Pollution prevention plan completed, BMP maintenance, street sweeping
Year 2 – Employee training/recycling program
Year 3 – Certain % reduction in pesticide/salt use; BMP maintenance schedule
Year 4 – Certain compliance rate for BMP maintenance

Useful Links

U.S. Environmental Protection Agency's Fact Sheet for Pollution Prevention -- www.epa.gov/npdes/menuofbmps/poll.htm

Stormwater Manager's Resource Center -- http://www.stormwatercenter.net/

Center for Watershed Protection -- http://www.cwp.org/

Appendix D

NOI Form

Maryland Department of the Environment (MDE)
Water Management Administration (WMA)

NOTICE OF INTENT

National Pollutant Discharge Elimination System (NPDES)
General Permit for Discharges from Small Municipal Separate Storm Sewer Systems

This Notice of Intent (NOI) form is intended for those agencies seeking coverage under General Discharge Permit No. 05-SF-5501. Submitting this application constitutes notice that the entity identified below agrees to comply with all terms and conditions of the general permit. This NOI, and all subsequent information shall be submitted to:

Maryland Department of the Environment, Water Management Administration
Sediment, Stormwater and Dam Safety Program, FL 4, STE 440
1800 Washington Boulevard, Baltimore, MD 21230-1708
Phone: 410-537-3543 FAX: 410-537-3553
Web Site: www.mde.state.md.us

1. Contact Information

Agency Name:_____ Contact Person(s):_____

Mailing Address:_____

_____

Phone Number:_____ FAX Number:_____

Email address:_____

2. Minimum Control Measures

Part II. B. of the General Permit for Discharges from Small Municipal Separate Storm Sewer Systems (No. 05-SF-5501) specifies the information that needs to be submitted to MDE by agencies. This information includes the best management practices (BMP) to be used, measurable goals, and a schedule for implementation for each of the following six minimum control measures. Additionally, agencies seeking coverage under this general permit shall report the responsible entity that will implement each measure (e.g., State, federal etc.) and a fiscal analysis for meeting compliance. Details regarding the required information can be found in Attachment A. Guidance. A table for agencies to provide information regarding the types of BMPs proposed to be implemented is located on the next page. Agencies can attach additional information if necessary.

3. Signature of Contact Person

I certify under penalty of law that I have personally examined and am familiar with the information submitted in this NOI and all attachments. I believe that the information is true, accurate, and complete. I am aware that there are significant penalties for submitting false information, including the possibility of fine and imprisonment.

_____ _____ _____
Printed Name Signature Date

Attachment A

Guidance for describing programs to meet the six minimum control measures

NOI requirements can be found in PART II. (Page 3) of the general permit. The following highlights the requirements and suggestions for satisfying each.

1. The name(s), address(es), telephone and fax number(s), and e-mail address(es) of appropriate contacts responsible for stormwater management programs

Self-explanatory.

2. The best management practice (BMP) to be implemented and the measurable goals to be used for each of the minimum control measures under PART III. of this general permit. Guidance for appropriate BMPs and measurable goals is included in Appendix B and C, respectively -

Appendix B of the general permit contains guidance regarding BMPs to satisfy the six minimum control measures. Appendix C of the general permit contains guidance and examples of measurable goals to report for each of the six minimum control measures.

3. A schedule for BMP implementation

The schedule provided for BMP implementation can be similar to the measurable goals. For example, by the end of year 1 of coverage under this general permit, the agency plans to complete a map of the storm drain system.

4. A description of the entities that will be responsible for implementing the BMPs to satisfy each of the minimum control measures as specified in PART III. of this general permit and a schedule for any memorandums of understanding (MOU) or similar agreements that will be required

See PART IV. SPECIAL CONDITIONS on Page 8 of the general permit. B. Qualifying Local Programs (State or local) and C. Sharing Responsibilities describe these conditions.

5. A fiscal analysis if capital and operating expenditures, including any matching funds, to implement the minimum control measures. The fiscal analysis shall include only those expenditures by the agency seeking coverage under this general permit. The fiscal analysis should not include those minimum control measures implemented by other entities

Fiscal analyses should simply include those funds necessary to comply with this general permit.

6. An authorized signature according to PART VI.N. of this general permit

Appendix E

Annual Report Form

Maryland Department of the Environment (MDE)
Water Management Administration (WMA)

ANNUAL REPORT

National Pollutant Discharge Elimination System (NPDES)
General Permit for Discharges from Small Municipal Separate Storm Sewer Systems

This annual reporting form is intended for those agencies covered under General Discharge Permit No. 05-SF-5501. Submitting this report constitutes notice that the entity identified below is making progress to comply with all terms and conditions of the general permit. Annual reports shall be submitted to:

Maryland Department of the Environment, Water Management Administration
Sediment, Stormwater and Dam Safety Program, FL 4, STE 440
1800 Washington Boulevard, Baltimore, MD 21230-1708
Phone: 410-537-3543 FAX: 410-537-3553
Web Site: www.mde.state.md.us

1. Contact Information

Agency Name:_____ Contact Person(s):_____

Mailing Address:_____

_____

Phone Number:_____ FAX Number:_____

Email address:_____

2. Progress with Implementing Minimum Control Measures

Part V. C. of the General Permit for Discharges from Small Municipal Separate Storm Sewer Systems (No. 05-SF-5501) specifies the annual reporting information that needs to be submitted to MDE by agencies. This information includes the status of compliance with permit conditions, an assessment of appropriateness of the identified best management practices (BMP), and the progress toward achieving the identified measurable goals for each of the minimum control measures. In addition, any changes in these measurable goals shall along with activities planned for the next annual reporting period shall be highlighted. If certain minimum control measures are being implemented through coordination with a another agency, all efforts shall be described. A table for agencies to report this information is located on the next page. Agencies can attach additional information if necessary.

Minimum Control Measures Progress

Minimum Control Measures	BMPs Selected	Responsible Entity	Implementation/ Completion Date	Measurable Goals
A. Personnel Education and Outreach				
B. Public Involvement and Participation				
C. Illicit Discharge Detection and Elimination				
D. Construction Site Runoff Control				
E. Post Construction Stormwater Management				
F. Pollution Prevention and Good Housekeeping				

Appendix F

Institutional Management Plans

Maryland Department of the Environment (MDE)
Water Management Administration (WMA)

National Pollutant Discharge Elimination System (NPDES) Phase II
Municipal Separate Storm Sewer System General Discharge Permit
State and Federal

Institutional Management Plans (IMP)

PART III. above specifies the minimum control measures that must be implemented by permittees to comply with this general permit, meet the intent of the Clean Water Act (CWA), and reduce the discharge of stormwater pollutants to the maximum extent practicable. Taken individually, each of the six minimum control measures in PART III. addresses specific components of what is believed to be a comprehensive approach to control runoff borne pollution. However, the implementation of these six measures does not necessarily ensure that water quality will improve in all circumstances. Better ways may exist or can be developed to achieve the goals of the CWA and the intent of this general permit. Therefore, provided here is an option that will allow permittees to tailor activities that are agency and site specific, meet stormwater permit obligations, and streamline MDE review and approval processes in the future.

To successfully develop an overall, comprehensive approach to control stormwater pollution, agencies intending to take advantage of the IMP permit option must analyze the unique characteristics and operations of their specific facility. The surrounding land use and population, hydrology, and environment will all be major factors in any scheme to protect and improve water quality for an individual site. Sound stormwater management will be possible only if all components of a facility's functions are considered along with runoff potential and pollution generating capacity. Therefore, initial IMP development will require a significant commitment for the process to be successful and the entire first five year general permit term may be needed to complete the task. Subsequent effort will then be invested implementing the IMP and adjusting its course as both successes and failures are encountered.

Components that must be included are physical characteristics of the site; typical operations at the facility; historical environmental impacts; current and future pollutant generation; existing and proposed best management practices (BMP), both for water control and other environmental media (e.g., waste, air, etc,); and the relationship, both physical and social, that the facility has with the surrounding land use and community. These issues seem basic but often are overlooked in the quest to satisfy regulatory obligations individually. The option of developing an IMP will require a similar effort as that needed to address the six minimum control measures listed in PART III. of this general permit. Many government agencies have unique functions that satisfy a public need in addition to and/or in competition with environmental programs. State and federal agencies serve a population

greater than the surrounding local community. Therefore, requirements for public education and public participation found in CFR and PART III., for example, may not be applicable in all cases. While agencies cannot be excused from regulatory environmental obligations, flexibility and balance will be needed as this approach is used.

Contents of IMP's

The following is what MDE considers to be the minimum content of an IMP. Major components include Source Identification, Physical Site Evaluation, and Management Program Development. Each is discussed below.

I. Source Identification

Taking stock of past, present, and future activities and functions at a particular site is essential for any stormwater control scheme to work effectively. For example, programs developed to control storm drain system pollution cannot possibly be efficient if the location of the storm drain system is unknown. Some basic infrastructure data gathering would therefore be needed.

Municipalities permitted under Phase I of the NPDES municipal stormwater program conducted an inventory during initial permit applications. A similar, yet far less burdensome effort is envisioned for IMPs. The following needs to be included in a facility's IMP for source identification:

A. A description of the legal authority to address environmental issues for all media (e.g., water, waste, air, etc.) both imposed upon the facility and available to it for abating adverse impacts;

B. A description of historical pollutant generation or known discharges;

C. An assessment of current or anticipated facility operations that have or will affect water quality;

D. A description of current infrastructure data sources and the effort needed to inventory, through a geographic information system (GIS) or other methods, the facility's storm drain system including outfalls, conveyance structures, and inlets; interconnections with adjacent storm drain systems; land uses; streams, wetlands, and floodplains; and significant discharges to and from the facility's storm drain system; and

E. The location and type of all existing stormwater management BMPs.

II. Physical Site Evaluation

Maryland's stormwater management regulations (COMAR 26.17.02) allow appropriate local approval authorities to develop overall watershed management plans in order to implement design policies that differ from those used typically for new development. Likewise, MDE's "Maryland Stormwater

Management Guidelines for State and Federal Projects" (July 2001) allow for institutional management plans to be developed for specific facilities. A similar effort for the physical site evaluation component of an IMP is contemplated here. The following should be included in IMPs for purposes of coverage under this general permit:

A. A detailed hydrologic and hydraulic analysis to determine hydrograph timing;

B. An evaluation of both quantity and quality management;

C. An assessment of the cumulative impacts of the facility's institutional development;

D. Identified areas of existing flooding and an evaluation of receiving channel conditions; and

E. Identified areas where on-site and off-site quantitative and qualitative BMPs can be constructed or retrofitted to better control stormwater pollution.

Physical site assessments should be presented at a reasonable scale that is dictated by the facility's size and be consistent with the General Performance Standards for Stormwater Management in Maryland found in Section 1.2 of the "2000 Maryland Stormwater Design Manual."

III. Management Program Development

Based on the activities performed during Source Identification and the results of the Physical Site Evaluation, a management program shall be developed to control runoff from the facility. While the management program can be based on the minimum control measures found in PART III. of this general permit, customized approaches tailored to address individual facility characteristics will be typical. Basic management program development should include how pollution generated by stormwater runoff will be controlled for existing conditions and future development; how facility operations affect on-site water quality and the off-site environment; the interaction with the surrounding community through either public involvement or physical storm drain system interconnections; schedules for implementing the management program; and the costs associated with all stormwater management program components.

MARYLAND DEPARTMENT OF THE ENVIRONMENT

1800 Washington Boulevard • Baltimore MD 21230
410-537-3000 • 1-800-633-6101 • http://www.mde.state.md.us

GENERAL DISCHARGE PERMIT FOR STORM WATER ASSOCIATED WITH INDUSTRIAL ACTIVITIES

DISCHARGE PERMIT NO. 02-SW **NPDES PERMIT NO. MDR**

Effective Date: December 1, 2002 **Expiration Date:** November 30, 2007

Part I. Applicability.

A. Geographic Coverage. This permit covers all areas of the State of Maryland.

B. Eligible Discharges. This permit may cover all storm water discharges associated with industrial activity (except as described in Part I.C.1), as defined in 40 CFR 122.26, that discharge to surface waters of the State. Such discharges may be commingled with wastewater or water discharges not regulated by this permit. This permit also covers storm water discharges not included in 40 CFR 122.26 that the Department determines would, if not regulated by a permit, be likely to contribute to a violation of a water quality standard or be a significant contributor of pollutants to waters of the State, either surface or ground.

C. Ineligible Discharges. The following discharges are not covered under this general permit.

1. Storm water discharges from any construction activity, as defined in 40 CFR 122.26;

2. Storm water discharges that are regulated by effluent limitation guidelines. All or part of the storm water from the following industries are covered by effluent limitation guidelines: cement manufacturing (40 CFR 411), feedlots (40 CFR 412), fertilizer manufacturing (40 CFR 418), petroleum refining (40 CFR 419), phosphate manufacturing (40 CFR 422), steam electric generating (40 CFR 423), coal mining (40 CFR 434), mineral mining and processing (40 CFR 436), ore mining and dressing (40 CFR 440, and asphalt emulsion (40 CFR 443);

3. Storm water discharges associated with industrial activity from inactive mining or inactive oil and gas operations occurring on federal lands; and

4. Storm water discharges whose NPDES permit has been terminated (other than at the request of the permittee) or denied, or those for which the Department requires an individual permit or an alternative general permit.

D. No Permit Needed. Storm water associated with facilities where the operator has certified, in accordance with criteria established by the Department on form MDE/WMA/PER.067, that there is no potential for exposure of pollutants to storm water being discharged to State waters need not be permitted.

E. Individual Permit or Another General Permit Required.

1. The Department may require any person authorized by this permit to apply for and obtain an individual State or State/NPDES discharge permit or to obtain coverage under another general permit. If an owner or operator fails to submit, in a timely manner, an application for an individual State or State/NPDES discharge permit or a Notice of Intent (NOI) for another general permit as required by the Department under this condition, the applicability of this permit to the owner or operator is automatically terminated at the end of the day specified by the Department for the application or NOI submittal.

2. Any person authorized by this permit may request to be excluded from coverage under this permit by applying for an individual State or State/NPDES discharge permit or requesting coverage under another general permit. The Department may grant this request by issuing an individual State or a State/NPDES discharge permit or by granting coverage under another general permit, if the reasons cited by the owner or operator are adequate to support the request.

3. When an individual State or State/NPDES discharge permit is issued to a person for discharges otherwise subject to this permit, the applicability of this permit to the permittee is automatically terminated on the effective date of the individual State or State/NPDES discharge permit.

4. If there is evidence indicating potential or realized impacts on water quality due to any activity covered by this permit, the owner or operator of such discharge may be required to obtain an individual State or a State/NPDES discharge permit or coverage under another general permit.

5. If a person otherwise covered under this permit is denied coverage under an individual State or a State/NPDES discharge permit, the denial automatically terminates, on the date of the denial, the person's coverage under this general permit, unless otherwise specified by the Department.

6. The Department may terminate coverage under this general permit for an existing permittee if the Department finds that:

a. The NOI contained false or inaccurate information;

b. Conditions or requirements of the discharge permit have been or are about to be violated;

c. Substantial deviation from plans, specifications, or requirements has occurred;

d. The Department has been refused entry to the premises for the purpose of inspecting to insure compliance with the conditions of the discharge permit;

e. A change in conditions exists that requires temporary or permanent reduction or elimination of the permitted discharge;

f. Any State or federal water quality stream standard or effluent standard has been or is likely to be violated; or

g. Any other good cause exists for terminating coverage under this permit.

F. Authorization. To be authorized to discharge under this general permit, a person is required to submit an NOI in accordance with the requirements of Part III of this permit, be notified of its acceptance by the Department, pay the required fee, and comply with the terms and conditions of this permit. Coverage under this permit is effective on the date that the NOI is acknowledged by the Department, provided the NOI fee has been paid to the Department in accordance with the terms stipulated in Part III below.

If the NOI fee is paid by a check which does not clear for any reason, the person will be given 30 calendar days to make proper payment including any interest and other charges that are due. If payment is not made within this time, coverage under this permit shall be considered void from the outset. The permittee should save the cancelled check, a copy of the completed NOI, and the registration letter from the Department. These documents shall be provided to the Department upon request.

G. Transfer of Authorization.

1. The authorization under this permit is not transferable to any person except in accordance with this section.

2. Authorization to discharge under this permit may be transferred to another person if:

a. The current permittee notifies the Department (Industrial Discharge Permits Division with copy sent to Inspection and Compliance Program) in writing of the proposed transfer;

b. A written agreement, indicating the specific date of the proposed transfer of permit coverage and acknowledging the responsibilities of the current and new permittee for compliance with the terms and conditions of this permit, is submitted to the Department;

c. The new permittee either confirms in writing that the type of discharge, number of outfalls, and other information given on the original NOI remain correct or updates this information;

d. The new permittee confirms in writing that either they will follow the existing storm water pollution prevention plan or that they have developed a new plan; and

e. Neither the current permittee nor the new permittee receives notification from the Department, within 30 days of receipt of items I.G.2.a through d above, of intent to terminate coverage under this permit.

3. The Department may continue coverage for the new permittee under this permit or may require the new permittee to apply for and obtain an individual State or State/NPDES discharge permit or obtain coverage under another general permit.

4. A new owner of a facility is responsible for any fees unpaid by the former owner.

H. Continuation of an Expired General Permit. Authorization to discharge under the terms of an expired general permit continues in full force and effect until a new general permit is issued, and for the next 60 days after issuance provided the permittee submits a new NOI and fee within that period, or until the general permit is revoked or withdrawn.

Part II. Definitions.

A. "Best management practices (BMP)" means schedules of activities, prohibitions of practices, maintenance procedures, and other management practices to prevent or reduce the pollution of waters of this State. BMP also include treatment requirements, operating procedures, and practices to control plant site runoff, spillage or leaks, sludge or waste disposal, or drainage from raw materials storage.

B. "CFR" means Code of Federal Regulations.

C. "COMAR," means Code of Maryland Regulations.

D. "Department" means the Maryland Department of the Environment. Unless stated otherwise, all submissions to the Department shall be directed to the attention of the Wastewater Permits Program.

E. "Federal Clean Water Act" means the federal Water Pollution Control Act Amendments of 1972, its amendments and all rules and regulations adopted thereunder.

F. "General permit" means a discharge permit issued for a class of dischargers.

G. "Ground water" means underground water in a zone of saturation.

H. "Includes" or "including" means includes or including by way of illustration and not by way of limitation.

I. "NPDES permit" means a National Pollutant Discharge Elimination System permit issued under the federal Clean Water Act.

J. "NOI" means Notice of Intent to be covered by this permit (see Part III of this permit).

K. "Operator" means that person or those persons with responsibility for the management and performance of each facility.

L. "Permittee" means the person holding a permit issued by the Department.

M. "Person" means an individual, receiver, trustee, guardian, personal representative, fiduciary, or representative of any kind, and any partnership, firm, association, corporation, or other entity. Person includes the federal government, this State, any county, Municipal Corporation, or other political subdivision of this State or any of their units.

N. "Section 313 water priority chemical" means a chemical or chemical categories which: 1) are listed at 40 CFR 372.65 pursuant to Section 313 of Title III of the Superfund Amendments

and Reauthorization Act (SARA) of 1986, also titled the Emergency Planning and Community Right-to-Know Act of 1986; 2) are present at or above threshold levels at a facility subject to SARA Title III, Section 313 reporting requirements; and 3) that meet at least one of the following criteria: (i) are listed in Appendix D of 40 CFR 122 on either Table II (organic priority pollutants), Table III (certain metals, cyanides, and phenols) or Table V (certain toxic pollutants and hazardous substances); (ii) are listed as a hazardous substance pursuant to Section 311(b)(2)(A) of the Clean Water Act at 40 CFR 116.4; or (iii) are pollutants for which EPA has published acute or chronic water quality criteria.

O. "Significant materials" includes, but is not limited to: raw materials; fuels; materials such as solvents, detergents, and plastic pellets; finished materials, such as metallic products; raw materials used in food processing or production; hazardous substances designated under Section 101(14) of CERCLA; any chemical the facility is required to report pursuant to Section 313 of Title III of SARA; fertilizers; pesticides; and waste products, such as ashes, slag and sludge that have the potential to be released with storm water discharges.

P. "Significant spills" includes, but is not limited to, releases of oil or hazardous substances in excess of reportable quantities under Section 311 of the Clean Water Act (40 CFR 110.10 and 40 CFR 117.21) or Section 102 of CERCLA (40 CFR 302.4).

Q. "State discharge permit" means a discharge permit issued pursuant to the Environment Article, Title 9, Subtitle 3, Annotated Code of Maryland.

R. "Storm water associated with industrial activity" means storm water as defined in 40 CFR 122.26(b)(14).

S. "Surface waters," means all waters of this State that are not ground waters.

T. "Wastewater" means any:

1. Liquid waste substance derived from industrial, commercial, municipal, residential, agricultural, recreational, or other operations or establishments; and

2. Other liquid waste substance containing liquid, gaseous or solid matter and having characteristics that will pollute any waters of this State.

U. "Waters of this State" includes:

1. Both surface and underground waters within the boundaries of this State subject to its jurisdiction, including that part of the Atlantic Ocean within the boundaries of this State, the Chesapeake Bay and its tributaries, and all ponds, lakes, rivers, streams, tidal and nontidal wetlands, public ditches, tax ditches, and public drainage systems within this State, other than those designed and used to collect, convey, or dispose of sanitary sewage; and

2. The flood plain of free-flowing waters determined by the Department of the Environment on the basis of the 100-year flood frequency.

PART III. Notice of Intent Requirements.

A. Deadlines for Notification. At least 30 days prior to the commencement of any new storm water discharge covered under this general permit, a person shall request coverage by submitting an NOI in accordance with the requirements of this Part. Any person who is covered under 97-SW shall submit a new NOI and fee within 60 days of issuance of this permit to continue coverage. The Department may bring an enforcement action for failure to submit an NOI in a timely manner, or for any unauthorized discharges that occurred prior to obtaining coverage under this permit.

B. Notice of Intent. A person shall obtain the appropriate NOI form from the Department, and shall provide the following information:

1. County, name and address (location) of the facility;
2. Name and telephone number of the facility contact;
3. Written description of industrial activity taking place;
4. One four-digit SIC code that best represents the principal products or activities provided by the facility;
5. The latitude and longitude of the approximate center of the facility to the nearest 15 seconds or three decimal places;
6. The name of the receiving water(s), or if the discharge is to a municipal separate storm sewer, the name of the municipal operator of the storm sewer and the ultimate receiving water(s);
7. Permit number of any other NPDES permit issued for the facility;
8. Area of industrial activity at facility in acres;
9. Status of owner/operator (private, Federal, etc);
10. Federal tax ID number;
11. Name and mailing address of applicant (company that owns and/or operates the permitted facility);
12. Name and telephone number of operator contact;
13. A summary of all existing quantitative data, if any, describing the concentration of pollutants in storm water discharges;
14. Workers compensation insurer and policy or binder number; or a Certificate of Compliance from the Workers' Compensation Commission;
15. Signature of applicant.

If a person operates multiple facilities, an NOI is required for each noncontiguous site.

C. Discharge Permit Fee

Persons who intend to obtain coverage under this general permit shall submit to the Department a fee of $550 with the NOI. Local and state governments are not required to pay a fee.

As an alternative to a single fee, a person may submit five annual $120 payments beginning with the submission of the NOI application and every July 1 thereafter.

The discharge fee for new facilities that have commenced operating after permit issuance shall be prorated on a monthly basis.

***D. Required Signatures*.**

1. Certification**.** Any person signing an NOI shall make the following certification as part of the NOI.

> "I certify under penalty of law that this document and all attachments were prepared under my direction or supervision in accordance with a system designed to assure that qualified personnel properly gather and evaluate the information submitted. Based on my inquiry of the person or persons who manage the system, or those persons directly responsible for gathering the information, the information submitted is, to the best of my knowledge and belief, true, accurate, and complete. I am aware that there are significant penalties for submitting false information, including the possibility of fine and imprisonment for knowing violations."

2. Signatories. The NOI shall be signed as follows:

a. For a corporation: by a responsible corporate officer. For the purpose of this section, a responsible corporate officer means:

(i) A president, secretary, treasurer, or vice-president of the corporation in charge of a principal business function, or any other person who performs similar policy or decision-making functions for the corporation; or

(ii) The manager of one or more manufacturing, production, or operating facilities, provided, the manager is authorized to make management decisions which govern the operation of the regulated facility including having the explicit or implicit duty of making major capital investment recommendations, and initiating and directing other comprehensive measures to assure long term environmental compliance with environmental laws and regulations; the manager can ensure that the necessary systems are established or actions taken to gather complete and accurate information for permit application requirements; and where authority to sign documents has been assigned or delegated to the manager in accordance with corporate procedures.

b. For a partnership or sole proprietorship: by a general partner or the proprietor, respectively; or

c. For a municipal, State, federal, or other public agency: by either a principal executive officer or ranking elected official. For purposes of this section, a principal executive officer of a federal agency includes:

(i) The chief executive officer of the agency; or

(ii) A senior executive officer having responsibility for the overall operations of a principal geographic unit of the agency (e.g., Regional Administrators of EPA).

3. Report Submission.

a. All reports required by permits, and other information requested by the Department shall be signed by a person described in Part III, Section E.2 or by a duly authorized representative of that person. A person is a duly authorized representative only if:

(i) The authorization is made in writing by a person described in Part III, Section E.2;

(ii) The authorization specifies either an individual or a position having responsibility for the overall operation of the regulated facility or activity such as the position of plant manager, operator of a well or a well field, superintendent, position of equivalent responsibility or an individual or position having overall responsibility for environmental matters for the company; and

(iii) The written authorization is submitted to the Department.

b. If an authorization under this subsection is no longer accurate because a different individual or position has responsibility for the overall operation of the facility, a new authorization satisfying the requirements of Part III, Section E.3(a) must be submitted to the Department prior to or together with any reports, information or applications to be signed by the new authorized representative.

***E. Where to Submit*.** A person shall submit a signed copy of the NOI and the required fee, made payable to the Maryland Department of the Environment, to the following address:

Maryland Department of the Environment
P.O. Box 2057
Baltimore MD 21203-2057

F. Failure to Notify. Persons who discharge storm water associated with industrial activity, who fail to notify the Department of their intent to be covered under this permit, and who discharge to waters of this State without an individual State or State/NPDES discharge permit, are in violation of the federal Clean Water Act and the Environment Article, Annotated Code of Maryland, and may be subject to penalties.

***G. Additional Notification*.**

Facilities which discharge storm water associated with industrial activity to the municipal separate storm sewer system of Anne Arundel County, Baltimore (City), Baltimore County, Carroll County, Charles County, Frederick County, Harford County, Howard County, Montgomery County, Prince George's County, or the State Highways Administration shall, in addition to filing copies of the NOI in accordance with condition III.B., submit, concurrently, signed copies of the NOI to the operator of the municipal separate storm sewer to which they discharge (see NOI form for addresses). Facilities discharging to the separate storm sewer system of certain smaller municipalities and other administrative units will also be required to notify the operator. The Department will provide further information, if applicable, after receipt of the NOI.

H. Permit Expiration and Renewal. Within 60 days after the reissuance of this general permit with new effective and expiration dates, the permittee is required to submit to the Department either:

1. A notice that the discharge or industrial activity (including the exposure of residual pollutants from concluded industrial activity) has ceased; or

2. A new NOI and any fee in accordance with the requirements of the reissued general permit in order to be covered under the reissued general permit.

I. Additional Reporting Requirements. In the event that the Department identifies certain pollutants causing impairment of the receiving waters, the permittee may be required to amend the NOI by submission of storm water sampling data for the subject pollutants. The Department will provide further information, if applicable, after receipt of the NOI.

Part IV. Special Conditions.

A. Releases In Excess Of Reportable Quantities

1. The discharge of hazardous substances or oil in the storm water discharge(s) from a facility shall be prevented or minimized in accordance with the applicable storm water pollution prevention plan for the facility. This permit does not relieve the permittee of the reporting requirements of 40 CFR part 117 and 40 CFR part 302. Except as provided in Part IV, Section A.2 (multiple anticipated discharges) of this permit, where a release containing a hazardous substance in an amount equal to or in excess of a reporting quantity established under either 40 CFR 117 or 40 CFR 302, occurs during a 24-hour period:

a. The discharger is required to notify the Department of any oil spill or discharge of oil by calling its Emergency Response Division at (410) 974-3551 and notify the National Response Center (NRC) at (800) 424-8802 or, in the Washington, DC metropolitan area, at (202) 426-2675 in accordance with the requirements of COMAR 26.10.01.03, 40 CFR 117 and 40 CFR 302 respectively as soon as he or she has knowledge of the discharge;

b. The permittee shall submit to the Department within 10 working days of knowledge of the release a written description of: the release (including the type and estimate of the amount of material released), the date that such release occurred, the circumstances leading to the release, and steps to be taken in accordance with Part IV, Section A.1.c (below) of this permit, and any other information as required by COMAR 26.10.01.03; and

c. The storm water pollution prevention plan required under Part IV, Section B (storm water pollution prevention plans) of this permit must be modified within 14 calendar days of knowledge of the release to: provide a description of the release, the circumstances leading to the release, and the date of the release. In addition, the plan must be reviewed to identify measures to prevent the reoccurrence of such releases and to respond to such releases, and the plan must be modified where appropriate.

2. Facilities which have **more than one anticipated discharge** per year containing the same hazardous substance in an amount equal to or in excess of a reportable quantity established under either 40 CFR 117 or 40 CFR 302, which occurs during a 24-hour period, where the discharge is caused by events occurring within the scope of the relevant operating system shall comply with Part IV, sections A.1.a, b, and c above, but must submit notifications only for the first such release that occurs during a calendar year (or for the first year of this permit, after submittal of an NOI).

3. This permit does not authorize the discharge of hazardous substances or oil resulting from an on-site **spill.**

B. Storm Water Pollution Prevention Plans - General

The permittee shall have and implement a storm water pollution prevention plan for each facility covered by this permit. The storm water pollution prevention plan shall be prepared in accordance with sound engineering practices. The plan shall identify potential sources of pollution which may reasonably be expected to affect the quality of storm water discharges associated with industrial activity from the facility.

In addition, the plan shall describe and ensure the implementation of practices which are to be used to reduce the pollutants in storm water discharges associated with industrial activity at the facility and to assure compliance with the terms and conditions of this permit.

1. In developing this plan, the permittee may use as a reference "Storm Water Management for Industrial Activities: Developing Pollution Prevention Plans and Best Management Practices" (EPA Document #EPA832-R-92-006) or the "Summary Guidance" (EPA Document #EPA833-R-92-002). These documents can be obtained from the EPA Clearinghouse (phone: 1-800-490-9198) or the National Technical Information Service, 5285 Port Royal Road, Springfield, Virginia 22161 (phone: 703-605-6000).

2. The plan shall be signed in accordance with Part III, Section D.2 of this permit, and be retained on site in accordance with Part VI, Section A.2 of this permit. In the case of new facilities, the plan shall be completed and implemented prior to submitting an NOI to be covered under this permit. The permittee shall make plans available upon request to the Department, and in the case of a storm water discharge associated with industrial activity which discharges to a municipal separate storm sewer system with an NPDES permit, to the municipal operator of the system (those systems are listed in Part III. Section G, addresses are on NOI).

3. If the plan is reviewed by the Department, the Department will notify the permittee, at any time, that the plan does not meet one or more of the minimum requirements of this Part. After such notification from the Department, the permittee shall make changes to the plan to meet the objections of the Department and shall submit to the Department a written certification that the requested changes have been made and implemented. Unless otherwise provided by the Department, the permittee shall have 90 days after such notification to make the necessary changes.

4. The permittee shall amend the plan whenever there is a change in design, construction, operation, or maintenance which creates a potential for the discharge of pollutants to the waters of the State or if the storm water pollution prevention plan proves to be ineffective in achieving the general objectives of controlling pollutants in storm water discharges associated with industrial activity. Amendments to the plan may be reviewed by the Department as described above.

C. Storm Water Pollution Prevention Plan - Contents

The plan shall include, at a minimum, the following items:

1. Each plan shall provide a **description of potential sources** which may be reasonably expected to add pollutants to storm water discharges. Each plan shall identify all activities and materials which may potentially be significant pollutant sources. Each plan shall include:

a. A site map indicating an outline of the drainage area of each storm water outfall; each existing structural control measure to reduce pollutants in storm water runoff; and surface water bodies, including drainage ditches and wetlands.

b. A topographic map (or other map, if a topographic map is unavailable), extending one-quarter of a mile beyond the property boundaries of the facility. The requirements of this condition may be included in the site map required under Part IV, Section C.1.a. above, if appropriate.

c. A narrative description of significant materials that have been treated, stored, or disposed in a manner which allowed exposure to storm water at anytime from three years prior to obtaining coverage under this permit until the time the present method of on-site storage or disposal was initiated; materials management practices employed to minimize contact of these materials with storm water runoff; materials loading and access areas; the location and a description of existing structural and non-structural control measures to reduce pollutants in storm water runoff; and a description of any treatment the storm water receives.

d. For each area of the facility that generates storm water discharges associated with industrial activity with a reasonable potential for containing pollutants, a prediction of the direction of flow, and an estimate of the types of pollutants which are likely to be present in storm water discharges associated with industrial activity; and

e. A summary of all existing sampling data describing pollutants in storm water discharges.

2. Each facility covered by this permit shall develop a description of **storm water management controls** appropriate for the facility, and implement such controls. The appropriateness and priorities of controls in a plan shall reflect identified potential sources of pollutants at the facility. The description of storm water management controls shall address the following minimum components, including a schedule for implementing such controls:

a. A **preventive maintenance** program that involves timely inspection and maintenance of storm water management devices (cleaning oil/water separators, catch basins) as well as inspecting and testing plant equipment and systems to uncover conditions that could cause breakdowns or failures resulting in discharges of pollutants to surface waters.

b. Good housekeeping that requires the maintenance of a clean, orderly facility.

c. Spill prevention and response procedures shall be identified in the plan and made known to the appropriate personnel. The necessary equipment to implement a cleanup shall be available to the appropriate personnel.

d. The plan shall **prevent sediment and erosion** by identifying areas that, due to topography, activities, or other factors, have a high potential for significant soil erosion, and identifying measures to limit erosion.

e. The plan shall contain a narrative consideration of the appropriateness of traditional **storm water management practices** (practices other than those which control the generation or source(s) of pollutants) used to divert, infiltrate, reuse, or otherwise manage storm water runoff in a manner that reduces pollutants in storm water discharges from the site. The plan shall provide that measures determined to be reasonable and appropriate shall be implemented and maintained. The potential of various sources at the facility to contribute pollutants to storm water discharges associated with industrial activity (see Part IV, Section C.1. - description of potential pollutant sources) shall be considered when determining reasonable and appropriate measures. Appropriate measures may include: vegetative swales and practices, reuse of collected storm water (such as for a process or as an irrigation source), inlet controls (such as oil/water separators), snow management activities, infiltration devices, and wet detention/retention devices.

f. Qualified plant personnel shall be identified to **visually inspect** designated equipment and plant areas. A site inspection shall be conducted annually by such personnel to verify that the description of potential pollutant sources required under Part IV, Section C.1. is accurate, the drainage map has been updated to reflect current conditions, and the controls to reduce pollutants identified in the storm water pollution prevention plan are being implemented and are adequate. In particular, material-handling areas shall be inspected for evidence of, or the potential for, pollutants entering the drainage system. A tracking or follow-up procedure shall be used to ensure that each inspection results in an appropriate response.

g. Spills or other discharge incidents, and information describing the quality and quantity of storm water discharges shall be in the **facility records.** Maintenance activities shall be documented and recorded with inspection and discharge records. All records shall be maintained at the facility, for a minimum of three years. This period shall be automatically extended during the course of litigation, or when requested by the Department.

3. Storm water management programs may include requirements for Spill Prevention Control and Countermeasure (SPCC) plans under Section 311 of the Clean Water Act or Best Management Practices (BMPs) programs otherwise required by any NPDES permit and may incorporate any part of such plans into the storm water pollution prevention plan by reference.

4. Special Requirements for Storm Water Discharges Associated with Industrial Activity to Municipal Separate Storm Sewer Systems: Facilities covered by this permit shall comply with applicable requirements in municipal storm water management programs developed under State/NPDES permits issued for the discharge of the municipal separate storm sewer system that receives the facility's discharge, provided the municipal operator has notified the discharger of such conditions. These facilities shall make storm water pollution prevention plans available to the municipal operator of the system upon request.

5. Storage piles of salt used for deicing or other commercial or industrial purposes shall be enclosed or covered to prevent exposure to precipitation.

6. The description of the storm water **Pollution Prevention Committee** shall identify specific individuals within the plant organization who are responsible for developing the storm water pollution prevention plan and assisting the plant manager in its implementation, maintenance, and revision. The activities and responsibilities of the committee should address all aspects of the facility's storm water pollution prevention plan.

7. Employee training programs shall inform personnel at all levels of responsibility of the components and goals of the storm water pollution prevention plan. Training should address topics, such as spill response, good housekeeping and material management practices. A pollution prevention plan shall identify periodic dates for such training.

D. Storm Water Pollution Prevention Plan - Additional Requirements For Facilities Subject To SARA Title III, Section 313 Requirements

Storm water pollution prevention plans for facilities subject to reporting requirements under SARA Title III, Section 313 (42 U.S.C.11023) are required to include, in addition to the information listed in Part IV, Section C., a discussion of the facility's conformance with the following (appropriate) guidelines:

1. In areas where Section 313 water priority chemicals are stored, processed or otherwise handled, appropriate containment, drainage control and/or diversionary structures shall be provided. At a minimum, one of the following preventive systems or its equivalent shall be used:

a. Curbing, culverts, gutters, sewers or other forms of drainage control to prevent or minimize the potential for storm water runoff to come into contact with significant sources of pollutants; or

b. Roofs, covers, liners, or other forms of appropriate protection to prevent storage piles from leaching or exposure to storm water and wind.

2. The storm water pollution prevention plan shall include a complete discussion of measures taken to conform to the following applicable guidelines, other effective storm water pollution prevention procedures, and applicable State rules, regulations and guidelines.

a. No tank or container shall be used for the storage of a Section 313 water priority chemical unless its material and construction are compatible with the material stored and conditions of storage, such as pressure and temperature, etc. **Liquid storage areas for Section 313 water priority chemicals** shall be operated to prevent discharges of Section 313 chemicals by means such as secondary containment for at least the entire contents of the largest single tank plus sufficient freeboard to allow for precipitation, a strong spill contingency and integrity testing plan, and/or other equivalent measures.

b. Truck and rail car loading and unloading areas for liquid Section 313 water priority chemicals shall be operated to prevent discharges of Section 313 water priority chemicals by means such as the placement and maintenance of drip pans (including the proper disposal of materials collected in the drip pans) where spillage may occur (such as hose connections, hose reels and filler nozzles) for use when making and breaking hose connections; a strong spill contingency and integrity testing plan; and/or other equivalent measures.

c. In plant areas where Section 313 water priority chemicals are transferred, processed or otherwise handled, piping, processing equipment and materials handling equipment shall be designed and operated so as to prevent discharges of Section 313 chemicals, and be composed of materials that are compatible with the substances handled. Additional protection, such as covers or guards to prevent wind blowing, spraying or releases from pressure relief vents from causing a discharge of Section 313 water priority chemicals to the drainage system shall be provided, as appropriate, to control the releases.

d. Discharges from secondary containment areas.

(1) Drainage from secondary containment shall be restrained by valves or other positive means to prevent a spill or other excessive leakage of Section 313 water priority chemicals into the drainage system. After a visual inspection of the storm water and determination that no product is present, pumps or ejectors may empty containment areas; however, these shall be manually activated.

(2) Flapper-type drain valves shall not be used to drain containment areas. Valves used for the drainage of containment areas shall be of manual, open-and-close design.

(3) Records of the frequency and estimated volume (in gallons) of discharges from containment areas shall be kept at the facility for a minimum of three years.

(4) In lieu of facility drainage engineered as described above, the final discharge of all in-facility storm sewers shall be equipped with a diversion system that could, in the event of an uncontrolled spill of Section 313 water priority chemicals, return the spilled material to the facility.

(5) Areas of the facility [those not addressed in paragraphs (a), (b), (c) or (d)], from which runoff which may contain Section 313 water priority chemicals or spills of Section 313 water priority chemicals and which could cause a discharge shall incorporate the necessary drainage or other control features to prevent discharge of spilled or improperly disposed material and ensure the mitigation of pollutants in runoff or leachate.

3. Facilities shall have the **necessary security** systems to prevent accidental or intentional entry that could cause a discharge or disrupt treatment. Security systems shall be described in the plan and address fencing, lighting, vehicular traffic control, and securing of equipment and buildings.

4. The storm water pollution prevention plan shall **assess the potential of various sources at the plant to contribute pollutants** to storm water discharges associated with industrial activity. The plan shall include an inventory of the types of materials handled. Facilities shall include in the plan a description of releases to land or water of SARA Title III water priority chemicals that have occurred at any time after July 1, 1989. Each of the following shall be evaluated for the reasonable potential for contributing pollutants to runoff: loading and unloading operations; outdoor storage activities; outdoor manufacturing or processing activities; significant dust or particulate generating processes; and on-site waste disposal practices. Factors to consider include the toxicity of chemicals; quantity of chemicals used, produced, or discharged: the likelihood of contact with storm water; and history of significant leaks or spills of toxic or hazardous pollutants.

V. Violation of Permit Conditions.

A. Compliance With This General Permit and Water Pollution Abatement Statutes. The permittee shall comply at all times with the terms and conditions of this permit, the provisions of the Title 7, Subtitle 2, Title 9, Subtitles 2 and 3 of the Environment Article, Annotated Code of Maryland, and the Federal Act.

***B. Civil and Criminal Liability*.** In issuing or reissuing this permit, the Department does not waive or surrender any right to proceed in an administrative, civil, or criminal action for any violations of State law or regulations occurring before the issuance or reissuance of this permit. Nothing in this permit shall be construed to preclude the institution of any legal action or relieve the permittee from any civil or criminal responsibilities, liabilities, or penalties for noncompliance with Title 9 of the Environment Article, Annotated Code of Maryland or any federal, local or other state law or regulation.

C. Civil Penalties for Violations of Permit Conditions. In addition to civil penalties for violations of State water pollution control laws set forth in Section 9-342 of the Environment Article, Annotated Code of Maryland, the Federal Act provides that any person who violates Section 301, 302, 306, 307, 308, 318, or 405 of the Act, or any permit condition or limitation implementing any of such sections in a permit issued under Section 402 of the Act or in a permit issued under Section 404 of the Act, is subject to a civil penalty not to exceed $27,500 per day for each violation.

D. Criminal Penalties for Violations of Permit Conditions. In addition to criminal penalties for violations of State water pollution control laws set forth in Section 9-343 of the Environment Article, Annotated Code of Maryland, the Federal Act provides that:

1. Any person who negligently violates Section 301, 302, 306, 307, 308, 318, or 405 of the Act, or any permit condition or limitation implementing any of such sections in a permit issued under Section 402 of the Act, or in a permit issued under Section 404 of the Act, is subject to a fine of not less than $2,500 nor more than $25,000 per day of violation, or by imprisonment for not more than one (1) year, or by both.

2. Any person who knowingly violates Section 301, 302, 306, 307, 308, 318, or 405 of the Act, or any permit condition or limitation implementing any of such sections in a permit issued under Section 402 of the Act, or in a permit issued under Section 404 of the Act, is subject to a fine of not less than $5,000 nor more than $50,000 per day of violation, or by imprisonment for not more than three (3) years, or by both.

3. Any person who knowingly violates Section 301, 302, 306, 307, 308, 318, or 405 of the Act, or any permit condition or limitation implementing any of such sections in a permit issued under Section 402 of the Act, or in a permit issued under Section 404 of the Act, and who knows at that time that he thereby places another person in imminent danger of death or serious bodily injury, is subject to a fine of not more than $250,000 or imprisonment of not more than fifteen (15) years, or both. A person that is a corporation, shall, upon conviction, be subject to a penalty of not more than $1,000,000.

***E. Penalties for Falsification and Tampering*.** The Environment Article, §9-343, Annotated Code of Maryland provides that any person who knowingly makes any false material statement, representation, or certification in any application, record, report, plan, or other document filed or required to be maintained under this permit, including monitoring reports or reports of compliance or noncompliance, or who knowingly falsifies, tampers with or renders inaccurate any monitoring device or method required to be maintained under this permit shall, upon conviction, be punished by a fine of not more than $10,000 per violation, or by imprisonment for not more than 6 months per violation, or by both. The federal Clean Water Act provides that any person who knowingly falsifies, tampers with, or renders inaccurate any monitoring device or method required to be maintained under the Act, or who knowingly makes any false statement, representation, or certification in any records or other documents submitted or required to be maintained under this permit, including monitoring reports or reports of compliance or noncompliance shall, upon conviction, be punished by a fine of not more than $10,000, or by imprisonment for not more than two years, or by both.

***Part VI. General Conditions*.**

A. Right of Entry. The permittee shall permit the Secretary of the Department, the Regional Administrator for the EPA, or their authorized representatives, upon the presentation of credentials:

1. To enter upon the permittee's premises where an effluent source is located or where any records are required to be kept under the terms and conditions of this permit;

2. To access and copy, at reasonable times, any records required to be kept under the terms and conditions of this permit;

3. To inspect, at reasonable times, any monitoring equipment or monitoring method required in this permit;

4. To inspect, at reasonable times, any collection, treatment, pollution management, or discharge facilities required under this permit;

5. To sample, at reasonable times, any discharge of pollutants;

6. To install ground water monitoring wells; and

7. To take photographs.

B. Property Rights/Compliance with Other Requirements. The issuance of this permit does not convey any property rights in either real or personal property, or any exclusive privileges, nor does it authorize any injury to private property or any invasion of personal rights, nor does it authorize any infringement of federal, State or local laws or regulations.

C. Duty to Provide Information. The permittee shall furnish to the Department, within the time frame stipulated by the Department, any information that the Department may request to determine compliance with this permit. The permittee shall also furnish to the Department, upon request, copies of records required to be kept by this permit.

D. Other Information. If the permittee becomes aware that incorrect information has been included in the NOI or any other report submitted to the Department, or relevant facts have been omitted from the NOI or any other report to the Department, the permittee shall submit the correct information or facts to the Department with 30 calendar days of becoming aware.

E. Availability of Reports. Except for data determined to be confidential under the Maryland Public Information Act, and Section 308 of the federal Clean Water Act, all submitted data shall be available for public inspection at the Department.

F. Toxic Pollutants. The permittee shall comply with effluent standards or prohibitions for toxic pollutants established under the federal Clean Water Act, or under Section 9-314 and Sections 9-322 through 9-328 of the Environment Article, Annotated Code of Maryland. Compliance shall be achieved within the time provided in the regulations that establish these standards or prohibitions, even if this permit has not yet been modified to incorporate the requirement.

G. Oil and Hazardous Substances Prohibited. Nothing in this permit shall be construed to preclude the institution of any legal action or relieve the permittee from any responsibility, liability, or penalties to which the permittee may be subject under the federal Clean Water Act or under the Annotated Code of Maryland.

H. Water Construction and Obstruction. This permit does not authorize the construction or placing of physical structures, facilities, or debris or the undertaking of related activities in any waters of the State.

I. Severability. The provisions of this permit are severable. If any provisions of this permit shall be held invalid for any reason, the remaining provisions shall remain in full force and effect. If the application of any provision of this permit to any circumstances is held invalid, its application to other circumstances shall not be affected.

Part VII. Authority to Issue General NPDES Permits.

On September 5, 1974, the Administrator of the EPA approved the proposal submitted by the State of Maryland for the operation of a permit program for discharges into navigable waters under Section 402 of the federal Clean Water Act, 33 U.S.C. Section 1342.

On September 30, 1990, the Administrator of the EPA approved the proposal submitted by the State of Maryland for the operation of a general permit program.

Under the approvals described above, this general discharge permit is both a State of Maryland general discharge permit and an NPDES general discharge permit.

_____
Robert M. Summers, Director
Water Management Administration